




# From One Hockey Lover To Another



© 1984, The Stroh Brewery Company, Detroit, MI

## 1984-85 PITTSBURGH PENGUINS



## 1984-85 HOME SCHEDULE

DAY	DATE	OPPONENT	TIME
Wednesday	October 17	Vancouver	7:35
Saturday	October 20	Philadelphia	8:05
Wednesday	October 24	New Jersey	7:35
Saturday	October 27	Montreal	8:05
Tuesday	October 30	Detroit	7:35
Saturday	November 3	NY Rangers	8:05
Tuesday	November 6	Edmonton	7:35
Thursday	November 8	St. Louis	7:35
Wednesday	November 21	Washington	7:35
Saturday	November 24	New Jersey	8:05
Tuesday	November 27	Buffalo	7:35
Thursday	November 29	Chicago	7:35
Wednesday	December 5	St. Louis	7:35
Saturday	December 8	Calgary	8:05
Wednesday	December 12	NY Islanders	7:35
Wednesday	December 19	New Jersey	7:35
Friday	December 21	Philadelphia	7:35
Wednesday	December 26	NY Islanders	7:35
Friday	December 28	Harford	7:35
Saturday	January 5	Quebec	8:05
Wednesday	January 9	Vancouver	7:35
Saturday	January 12	Edmonton	8:05
Wednesday	January 16	Washington	7:35
Saturday	January 19	Chicago	8:05
Wednesday	January 30	Toronto	7:35
Saturday	February 2	NY Islanders	8:05
Sunday	February 10	Los Angeles	7:35
Saturday	February 16	Quebec	8:05
Wednesday	February 20	Calgary	7:35
Friday	February 22	NY Rangers	7:35
Monday	February 25	Minnesota	7:35
Wednesday	February 27	Winnipeg	7:35
Saturday	March 2	NY Rangers	8:05
Wednesday	March 13	Boston	7:35
Saturday	March 16	NY Rangers (Aft.)	2:35
Tuesday	March 19	Philadelphia	7:35
Wednesday	March 27	New Jersey	7:35
Sunday	March 31	Montreal	7:35
Wednesday	April 3	Detroit	7:35
Saturday	April 6	Washington	8:05

# PITTSBURGH Penguins

1984-85

# FACT BOOK

Published by: Civic Arena Corporation

EDITOR: Terry Schiffhauer

PHOTOS: Paul Salva


COVER: Steve Sonnack  
NHL Services

\$3.50

## PITTSBURGH PENGUINS

Phone (412) 642-1800 Civic Arena TWX 710-664-3081  
 Gate #7  
 Pittsburgh, Pa. 15219

<b>Chairman of the Board &amp; President</b> .....	Edward J. DeBartolo, Sr.
<b>Vice President</b> .....	Marie Denise DeBartolo York
<b>Vice President &amp; General Counsel</b> .....	Thomas F. Rossetti
<b>Business Manager</b> .....	R. Kim Russell
<b>General Manager</b> .....	Eddie Johnston
<b>Coach</b> .....	Bob Berry
<b>Assistant Coach</b> .....	Jim Roberts
<b>Director of Player Personnel &amp; Assistant General Manager</b> .....	Ken Schinkel
<b>Director of Pro Scouting</b> .....	Lou Angotti
<b>Eastern Scout</b> .....	Billy Taylor
<b>Quebec Scout</b> .....	Albert Mandanici
<b>Western Scout</b> .....	Bruce Haralson
<b>Director of Media Relations</b> .....	Terry Schiffhauer
<b>Director of Marketing</b> .....	Paul Steigerwald
<b>Trainer</b> .....	Steve Thomas
<b>Equipment Manager</b> .....	John Doolan
<b>Team Physicians</b> .....	Dr. Chuck Stone, Dr. Russ Leslie Dr. Larry Ellis & Dr. Lee Dameshak
<b>Team Dentists</b> .....	Dr. Stephen Todorovich, Dr. David Wessel & Dr. John F. Geletka
<b>Executive Offices</b> .....	Gate #7, Civic Arena
<b>Seating Capacity</b> .....	16,033
<b>Location of Press Box</b> .....	East Side of Building
<b>Location of Press Lounge</b> .....	Lower Level, near Gates 3 & 4
<b>Dimensions of Rink</b> .....	200 feet by 85 feet
<b>Nickname</b> .....	Penguins
<b>Club Colors</b> .....	Black, Gold & White
<b>Uniforms</b> .....	HOME: White base trimmed with gold & black or Gold base trimmed with white & black AWAY: Black base trimmed with gold & white
<b>Club Trains at</b> .....	Pittsburgh, Pa.
<b>Radio Station</b> .....	KDKA (1020)
<b>Television Station</b> .....	WPGH-TV (53)
<b>Play-by-Play Announcer</b> .....	Mike Lange



**EDWARD J. DEBARTOLO**  
 Chairman of the Executive Committee

As chairman of the Board and Chief Executive Officer of the Edward J. DeBartolo Corporation, Mr. DeBartolo has engineered the planning and development of more regional shopping malls than any other developer in the nation. His firm owns and operates 50 regional shopping malls from coast to coast and retail space totaling over 56 million square feet, making his corporation the largest developer of retail space in the nation.

In addition to his vast mall empire, which includes Pittsburgh's Century III Mall, the DeBartolo Corporation also owns and operates the Civic Arena Corporation. An extensive expansion, including a people mover system and complementary commercial facilities, will be added to Arena Square, adjacent to the Civic Arena.

Mr. DeBartolo and his family are also the nation's largest investors in sports franchises. Their Pittsburgh teams are, the Penguins of the National Hockey League, the Spirit of the Major Indoor Soccer League and the Maulers of the United States Football League.

As a graduate of the University of Notre Dame, Mr. DeBartolo is a registered civil engineer. The DeBartolo Corporation, one of the country's largest privately held companies, was organized by Mr. DeBartolo in 1948.

Since that time, Mr. DeBartolo has received international acclaim for his expertise in selecting sites, planning, designing and operating large scale projects.

Executive headquarters, located in Youngstown, Ohio, has the capability to plan and produce every phase of a project as well as manage it after its completion. His staff includes engineers, architects, designers, construction companies, financiers, lawyers, real estate specialists, purchasing agents, development and research analysts, management experts, maintenance teams, security professionals and a complete advertising and promotion department.

Although Mr. DeBartolo resides in Youngstown, he is an active and productive member of the Pittsburgh community. He received the acclaim of the civic and community leaders in Pittsburgh for his accomplishments when he was named Man of the Year in Business in 1983 by the Vectors/Pittsburgh. He is a member of the Thoroughbred Racing Association, Urban Land Institute, and the National Realty Committee.

As an active civic and community leader, Mr. DeBartolo has headed the Ohio Cancer Crusade and Heart Fund Campaigns. He has also served on the Board of the International Council of Shopping Centers and on the Advisory Council of the University of Notre Dame.



**MARIE DENISE DEBARTOLO YORK**  
Vice-President


Marie Denise DeBartolo York is Executive Vice President of Personnel and Public Relations for the Edward J. DeBartolo Corporation. She supervises the development of employee programs for the company's 10,000 employees nationwide, corporate publicity, advertising and publications.

During the past 12 years, Marie Denise's innovative accomplishments have included the development and implementation of successful employee incentive programs and outstanding recognition awards. Her dedication to the objective of ideal management/employee relations is the blueprint for excellence that helps the DeBartolo Corporation remain the industry leader.

In addition to her corporate responsibilities, Marie Denise is also actively involved in the family's sports franchises. She is an avid supporter of the Penguins, the Spirit and the Maulers.

After graduation from St. Mary's College, Notre Dame, with a B.A. in sociology, Marie Denise joined the corporation as the first Director of Personnel. Since that time, her significant achievements earned her the title of Vice President in 1976. In 1980, she was elevated to her current position of the Executive Vice President of Personnel and Public Relations.

She is married to Dr. John C. York II. They are the parents of two sons, John Edward, 3, and Anthony John, 1.



**J. PAUL MARTHA**  
Vice President & General Counsel

The fairy tale character with a thousand hats had nothing on Paul Martha. His daily schedule finds him solving problems involving the Penguins, the Spirit, the Maulers, the Civic Arena and even the National Football League player's strike in 1982.

Mr. Martha, a former All American halfback at the University of Pittsburgh and standout defensive back with the Denver Broncos and Pittsburgh Steelers, handles the legal aspect of Mr. DeBartolo's vast sports holdings as well as serves as President of the Maulers in the United States Football League.

He represents the DeBartolo Corporation at the league level for all three of Mr. DeBartolo's teams and his decisions and suggestions are highly respected in all three leagues. He has campaigned for parity in the National Hockey League, expansion in the Major Indoor Soccer League and more recently was involved in the United States Football League's decision to play ball in the fall of 1986.

Paul and his wife, Bobbie, are the parents of three sons.



**THOMAS F. ROSSETTI**  
Secretary & Treasurer

As Vice President and Controller of Sports Diversified Operations for the Edward J. DeBartolo Corporation, Tom Rossetti administers the company's diversified holdings, including sports franchises, racetracks in Ohio, Illinois, and Louisiana, hotels, and other multi-faceted interests.

Tom serves as secretary and treasurer for the Penguins, the Pittsburgh Spirit of the Major Indoor Soccer League and the USFL Maulers. He is also the Vice President of the Civic Arena Corporation.

In addition to directing and administering the firm's sports franchises, Tom also researches any of the proposed sports related ventures which the DeBartolo Corporation undertakes.

Born in Brooklyn, New York, Tom attended St. Francis College in Loretto, Pennsylvania. He received his degree in accounting. Since joining the company in 1973, Tom has served in a variety of capacities.

Tom and his wife, Christine, are the parents of three sons.



**Eddie Johnston**  
General Manager



Eddie Johnston begins his second season as General Manager of the Penguins and optimism for improvement runs from the top of the hockey organization through the entire system.

Johnston was able to hold on to the number one draft choice and selected the most celebrated junior to come out of Canada in the last decade in Mario Lemieux. Not happy just to corner one top pick, Johnston engineered two deals last year that brought defenseman Doug Bodger and forward Roger Belanger as first round picks.

Johnston also acquired a trio of players from Philadelphia in Mark Taylor, Ron Flockhart and Andy Brickley, who will be the nucleus of the club for the coming years.

For the first time in the club's history, two European players were signed and Johnston has expanded the professional scouting department and hired two of the best coaches in the business in Bob Berry and Jimmy Roberts.

A native of Montreal, he played eleven years for the Boston Bruins and was a member of two Stanley Cup champions. He was the last goaltender to play every minute of a season when he played all 70 games in 1963-64.

He also played for Toronto, St. Louis and Chicago before he began his coaching career. He started with Moncton, New Brunswick in 1978-79 in the American Hockey League and then went to Chicago the following year.

He coached the Penguins for three seasons, starting in 1980 and twice saw his team knocked out of playoff contention by overtime goals — St. Louis in double overtime in 1981 and the New York Islanders in 1982.

Johnston used a lot of techniques from other sports to fashion one of the most prolific power plays in league history. The Pens set the NHL record for power play goals with 99 in 1981-82 and averaged better than a power play goal a game under Johnston.

Last year he helped build a championship team in Baltimore and has already acquired some talent to begin building a contender in Pittsburgh.

An avid golfer, twice during the summer he was the celebrity captain of winning teams in charity golf events.

**PENGUIN STAFF**




Ken Schinkel  
Assistant  
General Manager




Lou Angotti  
Director of  
Pro Scouting



Terry Schiffhauer  
Director of  
Press Relations



Paul Steigerwald  
Director of  
Marketing



Cindy Himes  
Press Relations  
Assistant



Mike Lange  
Voice of  
the Penguins



Billy Taylor  
Eastern Scout



Albert Mandanici  
Quebec Scout



Bruce Haralson  
Western Scout



Steve Thomas  
Trainer



John Doolan  
Equipment Manager



Rusty Jones  
Strength Coach



**Bob Berry  
Coach**

With six years of coaching in the National Hockey League already to his credit, Bob Berry brings the most coaching experience to the Penguins they have ever had.

The 40-year old native of Montreal played seven seasons with the Los Angeles Kings and scored 350 points in 541 games and also helped the Kings make the playoffs four times.

While assigned by Los Angeles to their minor league affiliate, Springfield, of the American Hockey League, Berry got his first taste of coaching by leading Springfield to a record of (9-4-3) in the final sixteen games of the 1977-78 season.

He was promoted to Los Angeles the following year and saw the Kings post a .500 record. His record of 107 wins — 94 losses — 39 ties gave him a winning percentage of .527 with the Kings, but Los Angeles got knocked out of the playoffs all three years by New York teams (Rangers twice and Islanders).

In 1981-82 he returned to his hometown to coach the Canadiens. His two year record of (88-41-31) enabled the Canadiens to capture a first and second place in the Adams Division. During the past season, Montreal's record slipped to (28-30-5) and he was replaced by a former Montreal player, Jacques Lemaire.

His career coaching record shows 223 wins and 165 losses and 75 ties in 463 games for a .563 winning percentage.

Berry earned a liberal arts degree from Sir George Williams University in Montreal and also played collegiate hockey before turning pro in the Montreal organization. He also played baseball and football, and was offered a minor league contract by the Houston Astros and a football scholarship to the University of Kentucky. He did play semi-pro football with the Quebec Rifles in the Continental League.

His first NHL goal made history and the puck was sent to the Hockey Hall of Fame after he scored the very first goal in the Pacific Coliseum, home of the Vancouver Canucks.

Prior to training camp, he was able to hire Jim Roberts, considered as one of the best assistant coaches in the game.

Bob is a sports fan and attended the Olympics this summer and also enjoys boxing and baseball.

His experience, dedication and disciplined style of hockey should turn the Penguins around in the very near future.

**ROBERT VICTOR BERRY (BOB)**

Age: 40 (November 29, 1943)

Born: Montreal, Quebec

Season-Team	League	Regular Season					Playoffs				
		GP	G	A	PTS	PIM	GP	G	A	PTS	PIM
1968-69 Montreal	NHL	2	0	0	0	0	—	—	—	—	—
1968-69 Cleveland	AHL	68	24	29	53	104	5	0	3	3	10
1969-70 Montreal	AHL	71	18	41	59	104	8	1	0	1	11
1970-71 Los Angeles	NHL	77	25	38	63	52	—	—	—	—	—
1971-72 Los Angeles	NHL	78	17	22	39	44	—	—	—	—	—
1972-73 Los Angeles	NHL	78	36	28	64	75	—	—	—	—	—
1973-74 Los Angeles	NHL	77	23	33	56	56	5	0	0	0	0
1974-75 Los Angeles	NHL	80	25	23	48	60	3	1	2	3	2
1975-76 Los Angeles	NHL	80	20	22	42	37	9	1	1	2	0
1976-77 Fort Worth	CHL	7	4	4	8	0	—	—	—	—	—
1976-77 Los Angeles	NHL	69	13	25	38	20	9	0	3	3	4
1977-78 Springfield	AHL	74	26	27	53	56	4	0	0	0	0
<b>NHL Totals</b>		<b>541</b>	<b>159</b>	<b>191</b>	<b>350</b>	<b>344</b>	<b>26</b>	<b>2</b>	<b>6</b>	<b>8</b>	<b>6</b>

**COACHING RECORD**

1977-78 Springfield (AHL)	16 games	(9-4-3)	—	Lost to Nova Scotia in first round of Calder Cup Playoffs.
1978-79 LOS ANGELES (NHL)	80 games	(34-34-12)	—	Third place in Norris Division Lost in Preliminary Round to New York Rangers (2-0)
1979-80 LOS ANGELES (NHL)	80 games	(30-36-14)	—	Second place in Norris Division Lost in First Round to New York Islanders (3-1)
1980-81 LOS ANGELES (NHL)	80 games	(43-24-13)	—	Second place in Norris Division Lost in First Round to New York Rangers (3-1)
1981-82 MONTREAL (NHL)	80 games	(46-17-17)	—	First place in Adams Division Lost in Division Semi-Finals to Quebec (3-2)
1982-83 MONTREAL (NHL)	80 games	(42-24-14)	—	Second place in Adams Division Lost in Division Semi-Finals to Buffalo (3-0)
1983-84 MONTREAL (NHL)	63 games	(28-30-5)	—	Replaced by Jacques Lemaire on February 24, 1984

LOS ANGELES TOTAL	240 Games	107 Wins	94 Losses	39 Ties	.527 Pct.
MONTREAL TOTAL	223 Games	116 Wins	71 Losses	36 Ties	.601 Pct.
<b>NHL TOTAL</b>	<b>463 Games</b>	<b>223 Wins</b>	<b>165 Losses</b>	<b>75 Ties</b>	<b>.563 Pct.</b>



**Jim Roberts**  
Assistant Coach

When you consider that Jimmy Roberts has spent almost 25 years with Buffalo Coach Scotty Bowman as a player, coach and assistant coach, you can appreciate just how much knowledge and insight he has in hockey.

The 44-year old native of Toronto played junior hockey under Bowman and went to St. Louis when Bowman coached the Blues, went to Montreal when Scotty coached the the Canadiens and when his playing days were over, he went to Buffalo as Bowman's right hand man.


But there comes a time for change in everybody's life and that's how Mr. Roberts ended up in Pittsburgh. In a routine phone call, he told Penguin Coach Bob Berry of his unhappiness in Buffalo and a strained relationship with Bowman. A few phone calls later, Roberts was the new assistant coach of the Penguins, a position Berry had not planned to fill before the season started.

Jim played in over 1,000 games and in over 150 playoff games and played on five Stanley Cup championship teams.

Said Berry upon hiring Roberts, "I can't think of a better man to step in and work with me. He is especially gifted in working with younger players and his knowledge as a defensive specialist and penalty killer speaks for itself."

Roberts also spent time behind the bench in Buffalo as he coached the Sabres for 45 games during the 1981-82 season.

Season-Team	League	Regular Season					Playoffs				
		GP	G	A	PTS	PIM	GP	G	A	PTS	PIM
1963-64 Montreal	NHL	15	0	1	1	2	7	0	1	1	14
1964-65 Montreal	NHL	70	3	10	13	40	13	0	0	0	30
1965-66 Montreal	NHL	70	5	5	10	20	10	1	1	2	10
1966-67 Montreal	NHL	63	3	0	3	16	4	1	0	1	0
1967-68 St. Louis	NHL	74	14	23	37	66	18	4	1	5	20
1968-69 St. Louis	NHL	72	14	19	33	81	12	1	4	5	10
1969-70 St. Louis	NHL	76	13	17	30	51	16	2	3	5	29
1970-71 St. Louis	NHL	72	13	18	31	77	6	2	1	3	11
1971-72 St. Louis	NHL	26	5	7	12	8	—	—	—	—	—
1971-72 Montreal	NHL	51	7	15	22	49	6	1	0	1	0
1972-73 Montreal	NHL	77	14	18	32	28	17	0	2	2	22
1973-74 Montreal	NHL	67	8	16	24	39	6	0	0	0	4
1974-75 Montreal	NHL	79	5	13	18	52	11	2	2	4	2
1975-76 Montreal	NHL	74	13	8	21	35	13	3	1	4	2
1976-77 Montreal	NHL	45	5	14	19	18	14	3	0	3	6
1977-78 St. Louis	NHL	75	4	10	14	39	—	—	—	—	—
<b>NHL TOTALS</b>		<b>1006</b>	<b>126</b>	<b>194</b>	<b>320</b>	<b>621</b>	<b>153</b>	<b>20</b>	<b>16</b>	<b>36</b>	<b>160</b>



**CIVIC ARENA**

The Civic Arena was opened on September 17, 1961 and was built at a cost of \$22-million which was financed by a combination of private and public funding.

The unique feature of the Civic Arena, which is now operated by the Civic Arena Corporation, a subsidiary of the Edward J. DeBartolo Corporation, is its vast stainless steel retractable roof. The roof is supported by a huge steel cantilever and has no interior support. The roof is divided into eight leaves, two of which are stationary and six which rotate about a pin at the top as they roll along curved rails laid on a reinforced concrete ring girder.

In 1972, the press box was built on top of the control booth. In 1973, the "super boxes" and 1,000 additional seats were added and in 1974 the two balconies were constructed giving the arena a capacity of 16,033 for hockey and 18,500 for other events with floor seating. In 1983, the exterior of the dome was cleaned with special chemicals making the Civic Arena one of the real "bright spots" in the golden triangle of the city.

**Civic Arena Corporation**

- Ken Garner ..... Executive Vice-President & General Manager
- Kim Russell ..... Business Manager
- Jack Mathison ..... Vice-President Operations
- Ed Walter ..... Vice-President Finance
- Rick McLaughlin ..... Assistant Business Manager
- Bill Strong ..... Vice-President Communications
- Tom Rooney ..... Vice-President Advertising & Promotion
- Bill Bekavac ..... Vice-President Purchasing
- John Nath ..... Director of Building Operations
- Warren Riefer ..... Events Supervisor
- Elaine Feith ..... Office Manager
- Tom Wood ..... Box Office Manager
- Tom Kapples ..... Choice Seat Manager
- Jim Rozes ..... General Manager — Food Services

photo credit: Gino Startari

## BALTIMORE SKIPJACKS HOCKEY CLUB

Civic Center - Suite 412  
201 West Baltimore St.  
Baltimore, MD 21201

President .....	<b>Robert A. Pinkner</b>
Vice-President .....	<b>William Sullivan</b>
Secretary .....	<b>James S. Watson</b>
Treasurer .....	<b>Barton S. Mitchell</b>
Governor .....	<b>John M. Haas</b>
Alternate Governor .....	<b>Ken Schinkel</b>
Executive Vice President .....	<b>Walter R. Freeman, Jr.</b>
Director of Media Relations .....	<b>Walt Gutowski</b>
Coach .....	<b>Gene Ubriaco</b>
Trainer .....	<b>Tim Ringler</b>
Assistant Trainer .....	<b>Russ Letra</b>


The Baltimore Skipjacks of the American Hockey League will again serve as the development club for the Penguins and Pittsburgh will have the sole responsibility of stocking the team. That job will be even tougher this year after the success turned in by the Skipjacks last year.

The Skipjacks, under the guidance of Coach Gene Ubriaco posted the best record in the AHL, winning the Southern Division with a record of 46 wins, 24 losses and 10 ties for 102 points. The Jacks won the first round of the playoffs, sweeping Springfield in four games, but lost a semi-final series to Rochester. The deciding game was a double-overtime affair in which goalie Roberto Romano made over 65 saves in a losing cause.


For his efforts in guiding a team that failed to make the playoffs the previous year and then captured the division crown, Ubriaco was named the AHL Coach of the Year. "Ubie" joined the Penguin organization last year after previously being in the Minnesota North Stars system. He can also be remembered as one of the original Penguins from 1967 to 1969.

The Skipjacks will also have a new President this year with the election of Robert A. Pinkner to that post. He succeeds John M. Haas, who had served in that capacity for the past three years, but will continue with the Jacks as the club's representative on the AHL Board of Governors.

The Penguins will also be sending players to the Muskegon Lumberjacks in the International Hockey League. Larry Gordon is the owner and general manager and the team will be coached by Rick Ley.



Robert A. Pinkner  
President



Gene Ubriaco  
Coach

### BALTIMORE SKIPJACKS 1984-85 SCHEDULE

Fri. Oct. 12	HERSHEY	Sat. Jan. 12	at Fredrickton
Wed. Oct. 17	ROCHESTER	Sun. Jan. 13	at Moncton
Fri. Oct. 19	MAINE	Fri. Jan. 18	at Rochester
Sat. Oct. 20	at Hershey	Sat. Jan. 19	at St. Catharines
Sun. Oct. 21	HERSHEY (7:00 PM)	Sun. Jan. 20	at Rochester
Wed. Oct. 24	BINGHAMTON	Wed. Jan. 23	BINGHAMTON
Fri. Oct. 26	ST. CATHARINES	Fri. Jan. 25	ST. CATHARINES
Sun. Oct. 28	MONCTON (7:00 PM)	Sat. Jan. 26	at Adirondack
Thu. Nov. 1	at Fredrickton	Tue. Jan. 29	SPRINGFIELD
Sat. Nov. 3	at Moncton	Thu. Jan. 31	HERSHEY
Sun. Nov. 4	at Nova Scotia	Sat. Feb. 2	ST. CATHARINES (1:00 PM)
Wed. Nov. 7	ROCHESTER	Wed. Feb. 6	NEW HAVEN
Thu. Nov. 8	at Binghamton	Fri. Feb. 8	at Springfield
Sat. Nov. 10	NEW HAVEN	Wed. Feb. 13	BINGHAMTON
Sun. Nov. 11	SPRINGFIELD (7:00 PM)	Fri. Feb. 15	MAINE
Sat. Nov. 17	NOVA SCOTIA (1:00 PM)	Sun. Feb. 17	at Binghamton
Sun. Nov. 18	NEW HAVEN (7:00 PM)	Wed. Feb. 20	at Springfield
Wed. Nov. 21	SHERBROOKE	Fri. Feb. 22	at Sherbrooke
Fri. Nov. 23	ROCHESTER	Sat. Feb. 23	BINGHAMTON
Sat. Nov. 24	at Maine	Sun. Feb. 24	HERSHEY
Sun. Nov. 25	at New Haven	Wed. Feb. 27	at New Haven
Thu. Nov. 29	at St. Catharines	Sat. Mar. 2	FREDRICKTON (1:00 PM)
Sat. Dec. 1	at Hershey	Sun. Mar. 3	NOVA SCOTIA (7:00 PM)
Wed. Dec. 5	HERSHEY	Wed. Mar. 6	at Binghamton
Fri. Dec. 7	ADIRONDACK	Sat. Mar. 9	MONCTON
Sat. Dec. 8	at Adirondack	Tue. Mar. 12	HERSHEY
Wed. Dec. 12	ROCHESTER	Wed. Mar. 13	at Hershey
Sat. Dec. 15	ST. CATHARINES (1:00 PM)	Fri. Mar. 15	at Springfield
Sun. Dec. 16	ROCHESTER (7:00 PM)	Sat. Mar. 16	at Hershey
Tue. Dec. 18	HERSHEY	Sun. Mar. 17	SPRINGFIELD (7:00 PM)
Thu. Dec. 20	at St. Catharines	Wed. Mar. 20	at Rochester
Fri. Dec. 21	at Rochester	Thu. Mar. 21	at St. Catharines
Wed. Dec. 26	at St. Catharines	Sat. Mar. 23	at Binghamton
Fri. Dec. 28	BINGHAMTON	Sun. Mar. 24	at Hershey
Sun. Dec. 30	SHERBROOKE (7:00 PM)	Wed. Mar. 27	at Maine
Wed. Jan. 2	ST. CATHARINES	Fri. Mar. 29	at Sherbrooke
Fri. Jan. 4	at Rochester	Sun. Mar. 31	at Hershey
Sat. Jan. 5	at Binghamton	Thu. Apr. 4	ADIRONDACK
Sun. Jan. 6	FREDRICKTON (7:00 PM)	Fri. Apr. 5	at New Haven
Fri. Jan. 11	at Nova Scotia	Sat. Apr. 6	at Hershey

All home games start at 7:35 PM unless otherwise noted

## COACHES & RECORDS

YEAR—NAME	GP	W	L	T	PTS	GF	GA	PCT.
<b>1967-68 Red Sullivan</b>	<b>74</b>	<b>27</b>	<b>34</b>	<b>13</b>	<b>67</b>	<b>195</b>	<b>216</b>	<b>.453</b>
(Home)	37	15	12	10	40	115	101	.541
(Away)	37	12	22	3	27	80	115	.365
Fifth in Western Division — Did not make playoffs — 10th of 12 teams								
<b>1968-69 Red Sullivan</b>	<b>76</b>	<b>20</b>	<b>45</b>	<b>11</b>	<b>51</b>	<b>189</b>	<b>252</b>	<b>.336</b>
(Home)	38	12	20	6	30	99	113	.395
(Away)	38	8	25	5	21	90	139	.276
Fifth in Western Division — Did not make playoffs — 11th of 12 teams								
<b>1969-70 Red Kelly</b>	<b>76</b>	<b>26</b>	<b>38</b>	<b>12</b>	<b>64</b>	<b>182</b>	<b>238</b>	<b>.421</b>
(Home)	38	17	13	8	42	105	108	.553
(Away)	38	9	25	4	22	77	130	.289
Second in Western Division — 7th of 12 teams; Eliminated Oakland Seals 4-0 in Quarter-finals; Lost to St. Louis Blues 4-2 in Semi-finals								
<b>1970-71 Red Kelly</b>	<b>78</b>	<b>21</b>	<b>37</b>	<b>20</b>	<b>62</b>	<b>221</b>	<b>240</b>	<b>.397</b>
(Home)	39	18	12	9	45	126	92	.576
(Away)	39	3	25	11	17	95	148	.218
Sixth in Western Division — Did not make playoffs — 11th of 14 teams								
<b>1971-72 Red Kelly</b>	<b>78</b>	<b>26</b>	<b>38</b>	<b>14</b>	<b>66</b>	<b>220</b>	<b>258</b>	<b>.423</b>
(Home)	39	18	15	6	42	132	125	.538
(Away)	39	8	23	8	24	88	133	.308
Fourth in Western Division — 9th of 14 teams; Lost to Chicago Black Hawks 4-0 in Quarter-finals								
<b>1972-73 TOTAL</b>	<b>78</b>	<b>32</b>	<b>37</b>	<b>9</b>	<b>73</b>	<b>257</b>	<b>265</b>	<b>.468</b>
<b>Red Kelly</b>	<b>42</b>	<b>17</b>	<b>19</b>	<b>6</b>	<b>40</b>	<b>144</b>	<b>137</b>	<b>.476</b>
(Home)	20	12	6	2	26	84	56	.650
(Away)	22	5	13	4	14	60	81	.318
<b>Ken Schinkel</b>	<b>36</b>	<b>15</b>	<b>18</b>	<b>3</b>	<b>33</b>	<b>113</b>	<b>128</b>	<b>.458</b>
(Home)	19	12	5	2	26	66	48	.684
(Away)	17	3	13	1	7	47	80	.206
Ken Schinkel replaced Red Kelly on January 13, 1973; Fifth in Western Division — Did not make playoffs — 10th of 16 teams								
<b>1973-74 TOTAL</b>	<b>78</b>	<b>28</b>	<b>41</b>	<b>9</b>	<b>65</b>	<b>242</b>	<b>273</b>	<b>.417</b>
<b>Ken Schinkel</b>	<b>50</b>	<b>14</b>	<b>31</b>	<b>5</b>	<b>33</b>	<b>138</b>	<b>185</b>	<b>.330</b>
(Home)	26	7	16	3	17	69	87	.327
(Away)	24	7	15	2	16	69	98	.333
<b>Marc Boileau</b>	<b>28</b>	<b>14</b>	<b>10</b>	<b>4</b>	<b>32</b>	<b>104</b>	<b>88</b>	<b>.571</b>
(Home)	13	8	2	3	19	55	29	.731
(Away)	15	6	8	1	13	49	59	.433
Mark Boileau replaced Ken Schinkel on February 6, 1974; Fifth in Western Division — Did not make playoffs — 11th of 16 teams								
<b>1974-75 Mark Boileau</b>	<b>80</b>	<b>37</b>	<b>28</b>	<b>15</b>	<b>89</b>	<b>326</b>	<b>289</b>	<b>.556</b>
(Home)	40	25	5	10	60	192	113	.750
(Away)	40	12	23	5	29	134	176	.363
Third in Norris Division — 6th of 18 teams; Eliminated in St. Louis 2-0 in Preliminary Round; Lost to New York Islanders 4-3 in Quarter-finals								
<b>1975-76 TOTAL</b>	<b>80</b>	<b>35</b>	<b>33</b>	<b>12</b>	<b>82</b>	<b>339</b>	<b>303</b>	<b>.513</b>
<b>Mark Boileau</b>	<b>43</b>	<b>15</b>	<b>23</b>	<b>5</b>	<b>35</b>	<b>161</b>	<b>181</b>	<b>.407</b>
(Home)	18	9	6	3	21	83	74	.583
(Away)	25	6	17	2	14	78	107	.280
<b>Ken Schinkel</b>	<b>37</b>	<b>20</b>	<b>10</b>	<b>7</b>	<b>47</b>	<b>178</b>	<b>122</b>	<b>.635</b>
(Home)	22	14	5	3	31	113	63	.705
(Away)	15	6	5	4	16	65	59	.533
Ken Schinkel replaced Marc Boileau on January 17, 1976; Third in Norris Division — 8th of 18 teams; Lost to Toronto Maple Leafs 2-1 in Preliminary Round								

<b>1976-77 Ken Schinkel</b>	<b>80</b>	<b>34</b>	<b>33</b>	<b>13</b>	<b>81</b>	<b>240</b>	<b>252</b>	<b>.506</b>
(Home)	40	22	12	6	50	139	119	.625
(Away)	40	12	21	7	31	101	133	.386
Third in Norris Division — 7th of 18 teams; Lost to Toronto Maple Leafs 2-1 in Preliminary Round								
<b>1977-78 Johnny Wilson</b>	<b>80</b>	<b>25</b>	<b>37</b>	<b>18</b>	<b>68</b>	<b>254</b>	<b>321</b>	<b>.425</b>
(Home)	40	16	15	9	41	143	147	.513
(Away)	40	9	22	9	27	111	174	.338
Fourth in Norris Division — Did not make playoffs — 12th of 18 teams								
<b>1978-79 Johnny Wilson</b>	<b>80</b>	<b>36</b>	<b>31</b>	<b>13</b>	<b>85</b>	<b>281</b>	<b>279</b>	<b>.531</b>
(Home)	40	23	12	5	51	152	120	.638
(Away)	40	13	19	8	34	129	159	.425
Second in Norris Division — 8th of 18 teams; Eliminated Buffalo Sabres 2-1 in Preliminary Round; Lost to Boston Bruins 4-0 in Quarter-finals								
<b>1979-80 Johnny Wilson</b>	<b>80</b>	<b>30</b>	<b>37</b>	<b>13</b>	<b>73</b>	<b>251</b>	<b>303</b>	<b>.456</b>
(Home)	40	20	13	7	47	145	134	.588
(Away)	40	10	24	6	26	106	169	.325
Third in Norris Division — 13th of 21 teams; Lost to Boston Bruins 3-2 in Preliminary Round								
<b>1980-81 Eddie Johnston</b>	<b>80</b>	<b>30</b>	<b>37</b>	<b>13</b>	<b>73</b>	<b>302</b>	<b>345</b>	<b>.456</b>
(Home)	40	21	16	3	45	160	154	.563
(Away)	40	9	21	10	28	142	191	.350
Third in Norris Division — 15th of 21 teams; Lost to St. Louis Blues 3-2 in Preliminary Round								
<b>1981-82 Eddie Johnston</b>	<b>80</b>	<b>31</b>	<b>36</b>	<b>13</b>	<b>75</b>	<b>310</b>	<b>337</b>	<b>.469</b>
(Home)	40	21	11	8	50	167	143	.625
(Away)	40	10	25	5	25	143	194	.313
Fourth in Patrick Division — 12th of 21 teams; Lost to New York Islanders 3-2 in Preliminary Round								
<b>1982-83 Eddie Johnston</b>	<b>80</b>	<b>18</b>	<b>53</b>	<b>9</b>	<b>45</b>	<b>257</b>	<b>394</b>	<b>.563</b>
(Home)	40	14	22	4	32	134	170	.400
(Away)	40	4	31	5	13	123	224	.163
Sixth in Patrick Division — Did not make playoffs — 21st of 21 teams								
<b>1983-84 Lou Angotti</b>	<b>80</b>	<b>16</b>	<b>58</b>	<b>6</b>	<b>38</b>	<b>254</b>	<b>390</b>	<b>.238</b>
(Home)	40	7	29	4	18	132	182	.225
(Away)	40	9	29	2	20	122	208	.250
Sixth in Patrick Division — Did not make playoffs — 21st of 21 teams								
<b>TOTALS</b>								
<b>Name</b>	<b>GP</b>	<b>W</b>	<b>L</b>	<b>T</b>	<b>PTS</b>	<b>GF</b>	<b>GA</b>	<b>PCT</b>
Marc Boileau	151	66	61	24	156	591	558	.517
Ken Schinkel	203	83	92	28	194	669	687	.478
Johnny Wilson	240	91	105	44	226	786	903	.471
Red Kelly	274	90	132	52	232	767	873	.423
Eddie Johnston	240	79	126	35	193	869	1076	.402
Red Sullivan	150	47	79	24	118	384	468	.393
Lou Angotti	80	16	58	6	38	254	390	.238
<b>TOTAL</b>	<b>1338</b>	<b>472</b>	<b>653</b>	<b>213</b>	<b>1157</b>	<b>4320</b>	<b>4955</b>	<b>.432</b>
Home	669	311	247	111	733	2411	2178	.548
Away	669	161	406	102	424	1909	2777	.317



**ROGER BELANGER**


Right Wing 6'0" 192 lbs.  
 Age: 18 (December 1, 1965)  
 Born: St. Catharines, Ontario  
 Shoots: Right  
 Acquired: 1984 Entry Draft (1st Round)  
 Drafted: Pittsburgh's 3rd choice, 16th overall, in 1984 Entry Draft



Roger Belanger is one of three players selected in the first round of the 1984 Entry Draft by the Penguins. He scored 44 goals last year with Kingston in the Ontario Hockey League. He has excellent skating ability and can score many ways with a very good slap shot and quick release wrist shot. Scouting reports list him as a good two-way player and that he is a strong player who uses his strength and will play a tough and aggressive game. He enjoys playing soccer, lacrosse, baseball and ball hockey. He was a center in junior hockey, but will probably play right wing.

**DOUG BODGER**

Defense 6'1" 196 lbs.  
 Age: 18 (June 18, 1966)  
 Born: Chemainus, British Columbia  
 Shoots: Left  
 Acquired: 1984 Entry Draft (1st Round)  
 Drafted: Pittsburgh's 2nd choice, 9th overall, in 1984 Entry Draft.



Doug Bodger was the fourth defenseman drafted in the 1984 Entry Draft, in a year when defensemen were chosen in three of the first six, and seven of the first fourteen picks. Doug was chosen ninth overall and would be with Vancouver and his former junior coach Bill Laforge if the Penguins had not taken the highly regarded defenseman. He has scored 20 or more goals and 90 or more points in each of the last two seasons with Kamloops in the Western Canada Hockey League, where he was also a two-time All Star. He is considered an accurate passer with excellent playmaking ability and puck control. He became 18 years old just two weeks after he was drafted.

Season Team	League	Regular Season					Playoffs				
		GP	G	A	PTS	PIM	GP	G	A	PTS	PIM
1982-83 London	OHL	68	17	14	31	53	1	0	0	0	5
1983-84 Kingston	OHL	67	44	46	90	66	-	-	-	-	-

Season Team	League	Regular Season					Playoffs				
		GP	G	A	PTS	PIM	GP	G	A	PTS	PIM
1982-83 Kamloops	WCHL	72	26	66	92	98	7	0	5	5	2
1983-84 Kamloops	WCHL	70	21	77	98	90	17	2	15	17	12

**PHILLIPPE RICHARD BOURQUE  
(PHIL)**


Defense 6'1" 190 lbs.  
Age: 22 (June 8, 1962)  
Born: Chelmsford, Massachusetts  
Shoots: Left  
Acquired: Signed as free agent



Phil Bourque was in the lineup on opening night of the 1983-84 season and picked up his first point in the home opener against the Rangers, but ended up playing the balance of the season in Baltimore. The 22-year-old native of Massachusetts suffered a leg injury late in the season and was unable to help the Skipjacks in the playoffs. The drafting of Doug Bodger and acquisition of Petteri Lehto will determine Bourque's chances of making the Penguins or returning to Baltimore to further develop his playing skills.

**PATRICK MICHAEL BOUTETTE (PAT)**

Left Wing 5'8" 175 lbs.  
Age: 32 (March 1, 1952)  
Born: Windsor, Ontario  
Shoots: Left  
Acquired: Compensation from Hartford in 1981  
Drafted: Toronto's 9th choice, 139th overall in 1972 Amateur Draft.



Pat Boutette had played seven years in the NHL without missing a game due to an injury, but a pulled groin early in the season stopped his consecutive game streak at 611, the fifth longest in the NHL. Pat's offensive production slipped to 14 goals, with 10 of those goals being scored on the power play. The former All-American at the University of Minnesota-Duluth will have to return to his form of earlier days if he hopes to continue his NHL career.

Season Team	League	Regular Season					Playoffs				
		GP	G	A	PTS	PIM	GP	G	A	PTS	PIM
1981-82 Kingston	OHL	67	11	40	51	111	-	-	-	-	-
1982-83 Baltimore	AHL	65	1	15	16	93	-	-	-	-	-
1983-84 Baltimore	AHL	58	5	17	22	96	-	-	-	-	-
1983-84 PITTSBURGH	NHL	5	0	1	1	12	-	-	-	-	-
<b>NHL Totals</b>		<b>5</b>	<b>0</b>	<b>1</b>	<b>1</b>	<b>12</b>	-	-	-	-	-
<b>PGH Totals</b>		<b>5</b>	<b>0</b>	<b>1</b>	<b>1</b>	<b>12</b>	-	-	-	-	-

Season Team	League	Regular Season					Playoffs				
		GP	G	A	PTS	PIM	GP	G	A	PTS	PIM
1969-70 London	OHA	53	11	17	28	87	-	-	-	-	-
1970-71 U. of Minn.	WCHA	33	18	13	31	86	-	-	-	-	-
1971-72 U. of Minn.	WCHA	34	17	20	37	71	-	-	-	-	-
1972-73 U. of Minn.	WCHA	34	18	45	63	91	-	-	-	-	-
1973-74 Oklahoma City	CHL	70	17	34	51	118	10	0	7	7	35
1974-75 Oklahoma City	CHL	77	26	42	68	163	5	2	4	6	4
1975-76 Toronto	NHL	77	10	22	32	140	10	1	4	5	16
1976-77 Toronto	NHL	80	18	18	36	107	9	0	4	4	17
1977-78 Toronto	HHL	80	17	19	36	120	13	3	3	6	40
1978-79 Toronto	NHL	80	14	19	33	136	6	2	2	4	22
1979-80 Toronto	NHL	32	0	4	4	17	-	-	-	-	-
1979-80 Hartford	NHL	47	13	31	44	75	3	1	0	1	6
1980-81 Hartford	NHL	80	28	52	80	160	-	-	-	-	-
1981-82 PITTSBURGH	NHL	80	23	51	74	230	5	3	1	4	8
1982-83 PITTSBURGH	NHL	80	27	29	56	152	-	-	-	-	-
1983-84 PITTSBURGH	NHL	73	14	26	40	142	-	-	-	-	-
<b>NHL Totals</b>		<b>709</b>	<b>164</b>	<b>271</b>	<b>435</b>	<b>1279</b>	<b>46</b>	<b>10</b>	<b>14</b>	<b>24</b>	<b>109</b>
<b>PGH Totals</b>		<b>233</b>	<b>64</b>	<b>106</b>	<b>170</b>	<b>524</b>	<b>5</b>	<b>3</b>	<b>1</b>	<b>4</b>	<b>8</b>

Traded to **HARTFORD** by **TORONTO** for Bob Stephenson, December 24, 1979. Traded to **PITTSBURGH** by **HARTFORD** with Kevin McClelland, June 29, 1981 for Hartford's signing of Greg Millen as free agent, June 15, 1981.

**ANDY BRICKLEY**

Left Wing 6'0" 195 lbs.  
 Age: 23 (August 9, 1961)  
 Born: Melrose, Mass.  
 Shoots: Left  
 Acquired: Trade with Philadelphia in 1983  
 Drafted: Philadelphia's 10th choice, 210th overall in 1980 Entry Draft



Andy Brickley wasn't just thrown into the deal with Philadelphia to make it look respectable. His services were requested after being scouted and watched the previous year in the American Hockey League. He was an All Star with Maine in 1982-83 scoring 29 goals and 83 points, and showed a lot of promise when he joined the Penguins. He missed 13 games with a sprained ankle that required a cast, but a week after he returned to action he scored his first NHL hat trick against the Rangers Steve Weeks and a week later he had 3 assists against Philadelphia. Andy was an All American selection while playing for the University of New Hampshire and was a 10th round draft choice by the Flyers in 1980.

Season Team	League	Regular Season					Playoffs				
		GP	G	A	PTS	PIM	GP	G	A	PTS	PIM
1979-80 U of N.Hampshr.	ECAC	27	15	17	32	8	-	-	-	-	-
1980-81 U of N.Hampshr.	ECAC	31	27	25	52	16	-	-	-	-	-
1981-82 U of N.Hampshr.	ECAC	35	26	27	53	6	-	-	-	-	-
<b>1982-83 Philadelphia</b>	<b>NHL</b>	<b>3</b>	<b>1</b>	<b>1</b>	<b>2</b>	<b>0</b>	-	-	-	-	-
1982-83 Maine	AHL	76	29	54	83	10	17	9	5	14	0
1983-84 Springfield	AHL	7	1	5	6	2	-	-	-	-	-
1983-84 Baltimore	AHL	4	0	5	5	2	-	-	-	-	-
<b>1983-84 PITTSBURGH</b>	<b>NHL</b>	<b>50</b>	<b>18</b>	<b>20</b>	<b>38</b>	<b>9</b>	-	-	-	-	-
<b>NHL Totals</b>		<b>53</b>	<b>19</b>	<b>21</b>	<b>40</b>	<b>9</b>	-	-	-	-	-
<b>PGH Totals</b>		<b>50</b>	<b>18</b>	<b>20</b>	<b>38</b>	<b>9</b>	-	-	-	-	-

Traded to **PITTSBURGH** by **PHILADELPHIA** with Ron Flockhart and Mark Taylor and Philadelphia's first round and third round choice in 1984 Entry Draft for Rich Sutter, and Pittsburgh's second and third round choices in 1984 Entry Draft, October 23, 1983.

**MICHAEL BRIAN BULLARD (MIKE)**

Center 5'10" 183 lbs.  
 Age: 23 (March 10, 1961)  
 Born: Ottawa, Ontario  
 Shoots: Left  
 Acquired: 1980 Entry Draft (1st round)  
 Drafted: Pittsburgh's 1st choice, 9th over-all, in 1980 Entry Draft.



One of the lone bright spots last year was the scoring of Mike Bullard, who became the fourth player in club history to score 50 or more goals, but a leg injury ruined his chance to break the club record, as he scored only one goal in the final eight games of the season. Mike led the Pens in power play goals with 15, but led the NHL in First Goal of Game category with 11. He scored 30 of his 51 goals at home. He scored his first NHL hat trick against Winnipeg on January 18. He has had 21 other games in which he scored two goals in his career. He had 10 three-point games last year. Even a 40-goal season this year will make him Pittsburgh's third highest goal-scorer in history. Mike represented the Penguins in the NHL All Star game last year. His club record of 36 goals as a rookie should be challenged this season.

Season Team	League	Regular Season					Playoffs				
		GP	G	A	PTS	PIM	GP	G	A	PTS	PIM
1978-79 Brantford	OHA	66	43	56	99	66	-	-	-	-	-
1979-80 Brantford	OHA	66	66	84	150	86	-	-	-	-	-
1980-81 Brantford	OHA	42	47	60	107	55	6	4	5	9	10
<b>1980-81 PITTSBURGH</b>	<b>NHL</b>	<b>15</b>	<b>1</b>	<b>2</b>	<b>3</b>	<b>19</b>	<b>4</b>	<b>3</b>	<b>3</b>	<b>6</b>	<b>0</b>
<b>1981-82 PITTSBURGH</b>	<b>NHL</b>	<b>75</b>	<b>37</b>	<b>27</b>	<b>64</b>	<b>91</b>	<b>5</b>	<b>1</b>	<b>1</b>	<b>2</b>	<b>4</b>
<b>1982-83 PITTSBURGH</b>	<b>NHL</b>	<b>57</b>	<b>22</b>	<b>22</b>	<b>44</b>	<b>60</b>	-	-	-	-	-
<b>1983-84 PITTSBURGH</b>	<b>NHL</b>	<b>76</b>	<b>51</b>	<b>41</b>	<b>92</b>	<b>57</b>	-	-	-	-	-
<b>NHL Totals</b>		<b>213</b>	<b>111</b>	<b>92</b>	<b>203</b>	<b>227</b>	<b>9</b>	<b>4</b>	<b>4</b>	<b>8</b>	<b>4</b>
<b>PGH Totals</b>		<b>213</b>	<b>111</b>	<b>92</b>	<b>203</b>	<b>227</b>	<b>9</b>	<b>4</b>	<b>4</b>	<b>8</b>	<b>4</b>



**MICHEL DION**

Goaltender 5'10" 184 lbs.  
 Age: 30 (February 11, 1954)  
 Born: Granby, Quebec  
 Catches: Left  
 Acquired: Signed as Free Agent




Michel Dion begins his fourth season with Pittsburgh, hoping to get back to the form that made him so popular and effective in 1982 when he almost eliminated the New York Islanders from the Stanley Cup playoffs. A pulled groin on two occasions sidelined him and he finished with just 2 wins and a goals against average higher than 5.00. He was the starting goalie in the 1982 NHL All Star game and goes into the new season with a career record of 39 wins — 73 losses and 20 ties as a Penguin goalie. In three years, he has seen 21 goals scored into an empty net when he was pulled for an extra attacker.

Season	Team	League	Regular Season					Playoffs						
			GP	MP	GA	SO	AVG	GP	MP	GA	SO	AVG		
1972-73	Montreal	QJHL	8	-	39	0	4.87	-	-	-	-	-	-	-
1973-74	Montreal	QJHL	31	1836	135	0	4.41	-	-	-	-	-	-	-
1974-75	Mowhawk Valley	NAHL	28	1476	96	0	3.90	3	189	9	0	3.00	-	-
1974-75	Indianapolis	WHA	1	60	4	0	4.00	-	-	-	-	-	-	-
1975-76	Mohawk Valley	NAHL	22	1295	83	0	3.84	-	-	-	-	-	-	-
1975-76	Indianapolis	WHA	31	1860	85	0	2.74*	3	126	5	0	3.26	-	-
1976-77	Indianapolis	WHA	42	2286	128	1	3.36	4	245	17	0	4.16	-	-
1977-78	Cincinnati	WHA	45	2356	140	4*	3.57	-	-	-	-	-	-	-
1978-79	Cincinnati	WHA	30	1681	93	0	3.52	-	-	-	-	-	-	-
1979-80	Quebec	NHL	50	2773	171	2	3.70	-	-	-	-	-	-	-
1980-81	Quebec	NHL	12	688	61	0	5.32	-	-	-	-	-	-	-
1980-81	Winnipeg	NHL	14	757	61	0	4.83	-	-	-	-	-	-	-
1980-81	Indianapolis	CHL	6	364	19	0	3.13	-	-	-	-	-	-	-
1981-82	PITTSBURGH	NHL	62	3580	226	0	3.79	5	304	22	0	4.34	-	-
1982-83	PITTSBURGH	NHL	49	2791	198	0	4.26	-	-	-	-	-	-	-
1983-84	PITTSBURGH	NHL	30	1553	138	0	5.33	-	-	-	-	-	-	-
<b>NHL Totals</b>			217	12142	855	2	4.23	5	304	22	0	4.34	-	-
<b>PGH Totals</b>			141	7924	562	0	4.26	5	304	22	0	4.34	-	-

Sold to WINNIPEG by QUEBEC, February 10, 1981. Signed with PITT-SBURGH as free agent, June 30, 1981.

**BOB ERREY**

Left Wing 5'10" 183 lbs.  
 Age: 20 (September 21, 1964)  
 Born: Montreal, Quebec  
 Shoots: Left  
 Acquired: 1983 Entry Draft (1st round)  
 Drafted: Pittsburgh's 1st choice, 15th over-all, 1983 Entry Draft.



Nine goals and 22 points are not exactly glowing stats for a player drafted as a first round draft choice, but Bob Errey will have another chance to prove that he can play in the NHL. He scored 53 goals and 100 points in this final year of junior hockey, but critics point out that he played with an outstanding center in Detroit's Steve Yzerman. Errey got off to a blazing start, scoring his first NHL goal in his first game at St. Louis against Rick Heinz in only his second shot on goal. By Christmas he had scored only 4 goals and was sidelined with a painful hip pointer. He had a two-goal game in New Jersey and finished the season sidelined by a nasty neck cut that required off-season plastic surgery.

Season	Team	League	Regular Season					Playoffs				
			GP	G	A	PTS	PIM	GP	G	A	PTS	PIM
1981-82	Peterborough	OHL	68	29	31	60	39	9	3	1	4	9
1982-83	Peterborough	OHL	67	53	47	100	74	4	1	3	4	7
<b>1983-84 PITTSBURGH</b>			<b>NHL</b>	<b>65</b>	<b>9</b>	<b>13</b>	<b>22</b>	<b>29</b>	-	-	-	-
<b>NHL Totals</b>			<b>65</b>	<b>9</b>	<b>13</b>	<b>22</b>	<b>29</b>	-	-	-	-	-
<b>PGH Totals</b>			<b>65</b>	<b>9</b>	<b>13</b>	<b>22</b>	<b>29</b>	-	-	-	-	-



**RONALD FLOCKHART (RON)**

Center 5'11" 185 lbs.  
 Age: 24 (October 10, 1960)  
 Born: Smithers, B.C.  
 Shoots: Left  
 Acquired: Trade with Philadelphia in 1983  
 Drafted: Free Agent



**GREGORY BRENT FOX (GREG)**

Defense 6'2" 190 lbs.  
 Age: 31 (August 12, 1953)  
 Born: Port McNeil, British Columbia  
 Shoots: Left  
 Acquired: Trade with Chicago in 1983  
 Drafted: Atlanta's 12th choice, 162nd overall in 1973 Amateur Draft



Pittsburgh fans got a first hand look at "Flocky Hockey" when the fast skating center joined the Penguins in October. After scoring 62 goals in two previous seasons with Philadelphia, he was traded to the Penguins and responded with 27 goals, the second highest total on the club. The only thing that seemed to slow him down was the "Gunk", a mysterious skin rash that has ended the career of some players before their time. When Ron gets on a streak, he is deadly. Three times last year he scored goals in three straight games and four goals in five games. Even after scoring 54 goals and 130 points in his final year of junior hockey, he was not drafted and signed with Philly as a free agent.

Greg Fox came to the Penguins in December in a trade with Chicago and will have plenty of competition for his spot on the roster from youngsters like Doug Bodger and Todd Charlesworth. Greg played four years of college hockey at the University of Michigan before being drafted by Atlanta in 1973. He went to Chicago in 1979 and needs just one point to reach the 100-point mark in his career in the NHL.

Season Team	League	Regular Season					Playoffs				
		GP	G	A	PTS	PIM	GP	G	A	PTS	PIM
1979-80 Regina	WCHL	65	54	76	130	63	17	11	23	34	18
1980-81 Maine	AHL	59	33	33	66	26	-	-	-	-	-
1980-81 Philadelphia	NHL	14	3	7	10	11	3	1	0	1	2
1981-82 Philadelphia	NHL	72	33	39	72	44	4	0	1	1	2
1982-83 Philadelphia	NHL	73	29	31	60	49	2	1	1	2	2
1983-84 Philadelphia	NHL	8	0	3	3	4	-	-	-	-	-
1983-84 PITTSBURGH	NHL	68	27	18	45	40	-	-	-	-	-
<b>NHL Totals</b>		<b>235</b>	<b>92</b>	<b>98</b>	<b>190</b>	<b>148</b>	<b>9</b>	<b>2</b>	<b>2</b>	<b>4</b>	<b>6</b>
<b>PGH Totals</b>		<b>68</b>	<b>27</b>	<b>18</b>	<b>45</b>	<b>40</b>	-	-	-	-	-

Traded to **PITTSBURGH** by **PHILADELPHIA** with Mark Taylor and Andy Brickley and Philadelphia's first and third round choices in 1984 Entry Draft for Rich Sutter and Pittsburgh's second and third round choices in 1984 Entry Draft, October 23, 1983.

Season Team	League	Regular Season					Playoffs				
		GP	G	A	PTS	PIM	GP	G	A	PTS	PIM
1972-73 U. of Michigan	CCHA	30	2	15	17	68	-	-	-	-	-
1973-74 U. of Michigan	CCHA	32	0	11	11	64	-	-	-	-	-
1974-75 U. of Michigan	CCHA	36	0	19	19	80	-	-	-	-	-
1975-76 U. of Michigan	CCHA	39	1	21	22	99	-	-	-	-	-
1976-77 Tulsa	CHL	10	1	7	8	6	-	-	-	-	-
1976-77 Nova Scotia	AHL	56	2	14	16	110	12	0	4	4	8
1977-78 Atlanta	NHL	16	1	2	3	25	2	0	1	1	8
1977-78 Nova Scotia	AHL	51	2	10	12	124	9	2	3	5	38
1978-79 Atlanta	NHL	64	0	12	12	70	-	-	-	-	-
1978-79 Chicago	NHL	14	0	5	5	16	4	0	1	1	0
1979-80 Chicago	NHL	71	4	11	15	73	7	0	0	0	8
1980-81 Chicago	NHL	75	3	16	19	112	3	0	1	1	2
1981-82 Chicago	NHL	79	2	19	21	137	15	1	3	4	27
1982-83 Chicago	NHL	76	0	12	12	81	13	0	3	3	22
1983-84 Chicago	NHL	24	0	5	5	31	-	-	-	-	-
1983-84 PITTSBURGH	NHL	49	2	5	7	66	-	-	-	-	-
<b>NHL Totals</b>		<b>468</b>	<b>12</b>	<b>87</b>	<b>99</b>	<b>591</b>	<b>44</b>	<b>1</b>	<b>9</b>	<b>10</b>	<b>67</b>
<b>PGH Totals</b>		<b>49</b>	<b>2</b>	<b>5</b>	<b>7</b>	<b>66</b>	-	-	-	-	-

Traded to **CHICAGO** by **ATLANTA** with Tom Lysiak, Harold Phillipoff, Pat Ribble and Miles Zaharko for Ivan Boldirev, Darcy Rota and Phil Russell, March 13, 1979. Traded to **PITTSBURGH** by **CHICAGO** for Randy Boyd, December 6, 1983.

**DENIS HERRON**

Goaltender 5'11" 165 lbs.  
 Age: 32 (June 18, 1952)  
 Born: Chambly, Quebec  
 Catches: Left  
 Acquired: Trade with Montreal in 1982  
 Drafted: Pittsburgh's 3rd choice, 40th overall, in 1972 Amateur Draft.




Denis Herron has been in goal for the Penguins more than any other goalie in club history. He has a lifetime record of (78-108-41) and a 3.74 average in his 8 years with the Pens. Two of his best moments came on the road when he shutout Washington 4-0 and stopped Hartford's Tony Currie on a penalty shot attempt. He tied the club record last year with four consecutive road wins.

Season Team	League	Regular Season					Playoffs				
		GP	MP	GA	SO	AVG	GP	MP	GA	SO	AVG
1972-73 PITTSBURGH	NHL	18	967	55	2	3.41	-	-	-	-	-
1972-73 Hershey	AHL	21	1185	63	0	3.19	4	240	16	0	4.00
1973-74 PITTSBURGH	NHL	5	260	18	0	4.15	-	-	-	-	-
1973-74 Salt Lake	WHL	9	530	32	0	3.62	-	-	-	-	-
1973-74 Hershey	AHL	17	967	52	0	3.22	4	242	7	0	1.73
1974-75 Hershey	AHL	12	615	45	0	4.39	-	-	-	-	-
1974-75 PITTSBURGH	NHL	3	108	11	0	6.11	-	-	-	-	-
1974-75 Kansas City	NHL	22	1280	80	0	3.75	-	-	-	-	-
1975-76 Kansas City	NHL	64	3620	243	0	4.03	-	-	-	-	-
1976-77 PITTSBURGH	NHL	34	1920	94	1	2.94	3	180	11	0	3.67
1977-78 PITTSBURGH	NHL	60	3534	210	0	3.57	-	-	-	-	-
1978-79 PITTSBURGH	NHL	56	3208	180	0	3.37	7	421	24	0	3.42
1979-80 Montreal	NHL	34	1909	80	0	2.51	5	300	15	0	3.00
1980-81 Montreal	NHL	25	1147	67	1	3.50	-	-	-	-	-
1981-82 Montreal	NHL	27	1547	68	3*	2.64*	-	-	-	-	-
1982-83 PITTSBURGH	NHL	31	1707	151	1	5.31	-	-	-	-	-
1983-84 PITTSBURGH	NHL	38	2028	138	1	4.08	-	-	-	-	-
<b>NHL Totals</b>		<b>417</b>	<b>23235</b>	<b>1395</b>	<b>8</b>	<b>3.60</b>	<b>15</b>	<b>901</b>	<b>50</b>	<b>0</b>	<b>3.33</b>
<b>PGH Totals</b>		<b>245</b>	<b>13732</b>	<b>857</b>	<b>4</b>	<b>3.74</b>	<b>10</b>	<b>601</b>	<b>34</b>	<b>0</b>	<b>3.40</b>

Traded to **KANSAS CITY** by **PITTSBURGH** with Jean Guy Lagace for Michel Plasse, January 10, 1975. Signed by **PITTSBURGH** as free agent, August 7, 1976. **COLORADO** received from **PITTSBURGH** Michel Plasse and Simon Nolet as compensation. Traded to **MONTREAL** by **PITTSBURGH** with Pittsburgh's second round choice (Jocelyn Gauvreau) in the 1982 Entry Draft for Pat Hughes and Rob Holland, August 30, 1979. Traded to **PITTSBURGH** by **MONTREAL** for third round choice in 1985 Entry Draft.

**GREGORY HOTHAM (GREG)**

Defense 5'11" 183 lbs.  
 Age: 28 (March 7, 1956)  
 Born: London, Ontario  
 Shoots: Right  
 Acquired: Trade with Toronto in 1982  
 Drafted: Toronto's 5th choice, 84th overall in 1976 Amateur Draft.



Greg Hotham's fourth season with the Penguins will be delayed until he can recover from Mononucleosis, which he contracted in the off-season. Greg had his best year in the NHL as far as goals scored with 5, but 4 of those goals were scored on the power play. Greg missed three games last year as a result of a broken nose following a fight with New Jersey's Jan Ludvig.

Season Team	League	Regular Season					Playoffs				
		GP	G	A	PTS	PIM	GP	G	A	PTS	PIM
1973-74 Aurora	OPJL	44	10	22	32	120	-	-	-	-	-
1974-75 Aurora	OPJL	27	14	10	24	46	-	-	-	-	-
1974-75 Kingston	OHA	31	1	14	15	49	-	-	-	-	-
1975-76 Kingston	OHA	49	10	32	42	76	-	-	-	-	-
1976-77 Saginaw	IHL	69	4	33	37	100	-	-	-	-	-
1977-78 Saginaw	IHL	80	13	59	72	56	-	-	-	-	-
1977-78 Dallas	CHL	-	-	-	-	-	5	0	2	2	7
1978-79 New Brunswick	AHL	76	9	27	36	86	5	0	2	2	6
1979-80 Toronto	NHL	46	3	10	13	10	-	-	-	-	-
1979-80 New Brunswick	AHL	21	1	6	7	10	17	2	8	10	26
1980-81 Toronto	NHL	11	1	1	2	11	-	-	-	-	-
1980-81 New Brunswick	AHL	68	8	48	56	80	11	1	6	7	16
1981-82 Toronto	NHL	3	0	0	0	0	-	-	-	-	-
1981-82 Cincinnati	CHL	46	10	33	43	94	-	-	-	-	-
1981-82 PITTSBURGH	NHL	25	4	6	10	16	5	0	3	3	6
1982-83 PITTSBURGH	NHL	58	2	30	32	39	-	-	-	-	-
1983-84 PITTSBURGH	NHL	76	5	25	30	59	-	-	-	-	-
<b>NHL Totals</b>		<b>219</b>	<b>15</b>	<b>72</b>	<b>87</b>	<b>135</b>	<b>5</b>	<b>0</b>	<b>3</b>	<b>3</b>	<b>6</b>
<b>PGH Totals</b>		<b>159</b>	<b>11</b>	<b>61</b>	<b>72</b>	<b>114</b>	<b>5</b>	<b>0</b>	<b>3</b>	<b>3</b>	<b>6</b>

Traded to **Pittsburgh** by **TORONTO** for Pittsburgh's sixth round choice (Craig Kales) in 1982 Entry Draft, February 3, 1982.

**TIM HRYNEWICH**

Left Wing 5'11" 187 lbs.


Age: 21 (October 2, 1963)

Born: Leamington, Ontario

Shoots: Left

Acquired: 1982 Entry Draft (2nd round)

Drafted: Pittsburgh's second choice, 38th over-all, in 1982 Entry Draft.



Another member for the "Left Wing Lottery" is Tim Hrynewich. A second round draft choice in 1982 he managed 4 goals and 9 points in 25 games last year. He was called up from Baltimore in early February and scored in his first game against New Jersey. His aggressive play and an increase in goal scoring will give him a chance to crack the lineup.

Season Team	League	Regular Season					Playoffs				
		GP	G	A	PTS	PIM	GP	G	A	PTS	PIM
1980-81 Sudbury	OHA	65	25	17	42	104	-	-	-	-	-
1981-82 Sudbury	OHA	64	29	41	70	144	-	-	-	-	-
1982-83 Sudbury	OHA	23	21	16	37	65	-	-	-	-	-
1982-83 Baltimore	AHL	9	2	1	3	6	-	-	-	-	-
<b>1982-83 PITTSBURGH</b>	<b>NHL</b>	<b>30</b>	<b>2</b>	<b>3</b>	<b>5</b>	<b>48</b>	-	-	-	-	-
1983-84 Baltimore	AHL	52	13	17	30	65	-	-	-	-	-
<b>1983-84 PITTSBURGH</b>	<b>NHL</b>	<b>25</b>	<b>4</b>	<b>5</b>	<b>9</b>	<b>34</b>	-	-	-	-	-
<b>NHL Totals</b>		<b>55</b>	<b>6</b>	<b>8</b>	<b>14</b>	<b>82</b>	-	-	-	-	-
<b>PGH Totals</b>		<b>55</b>	<b>6</b>	<b>8</b>	<b>14</b>	<b>82</b>	-	-	-	-	-

**ARTO JAVANAINEN**

Right Wing 6'0" 183 lbs.

Age: 25 (April 8, 1959)

Born: Pori, Finland

Shoots: Right

Acquired: 1984 Entry Draft (5th Round)

Drafted: Montreal in 6th round of 1983 Entry Draft &amp; Pittsburgh in 5th round, 85th overall, in 1984 Entry Draft



Arto Javanainen made history on two fronts this year when he became the first European player to be drafted and signed by the Penguins and also the first player ever to be "redrafted" after he was drafted in the 1983 Entry Draft by Montreal, but never signed. Arto is also responsible for bringing fellow teammate Petteri Lehto to the Penguins roster. Both players played for the Finnish Olympic team and have a lot of experience in International play. Arto scored 37 goals in 37 games in his last year in the Finnish League.

Season-Team	League	Regular Season					Playoffs				
		GP	G	A	PTS	PIM	GP	G	A	PTS	PIM
1976-77 Assat	FINN	34	9	5	14	8	-	-	-	-	-
1977-78 Assat	FINN	35	8	8	16	0	-	-	-	-	-
1978-79 Assat	FINN	36	31	18	49	36	-	-	-	-	-
1979-80 Assat	FINN	36	28	29	57	48	-	-	-	-	-
1980-81 Assat	FINN	36	37	27	64	40	-	-	-	-	-
1981-82 Assat	FINN	36	29	27	56	50	-	-	-	-	-
1982-83 Assat	FINN	36	28	23	51	56	-	-	-	-	-
1983-84 Assat	FINN	37	37	25	62	62	-	-	-	-	-
1983-84 Finland	OLYMP	5	2	2	4	6	-	-	-	-	-


**RICK THOMAS KEHOE (RICK)**

Right Wing 5'11" 180 lbs.  
 Age: 33 (July 15, 1951)  
 Born: Windsor, Ontario  
 Shoots: Right  
 Acquired: Trade with Toronto in 1974  
 Drafted: Toronto's 1st choice, 22nd  
 over-all in 1971 Amateur Draft.



**MARIO LEMIEUX**

Center 6'4" 200 lbs.  
 Age: 19 (October 5, 1965)  
 Born: Montreal, Quebec  
 Shoots: Right  
 Acquired: 1984 Entry Draft (1st Round)  
 Drafted: Pittsburgh's 1st choice, 1st  
 overall, in 1984 Entry Draft.



Pittsburgh's all-time point leader needs just 5 goals to surpass Jean Pronovost as the Penguins' all-time goal scoring leader, but just having the veteran back in the lineup is a plus for the team. He missed the last 23 games of the season with a pinched nerve that nearly required surgery, but he has recovered. The 33-year-old veteran will give one of the steadiest efforts game-in and game-out. He is figured to be the "trigger-man" on the line with rookie sensation Mario Lemieux.

Not since Guy Lafleur has a player come out of junior hockey with the expectations and advance notice that Mario Lemieux has had in the past year. After scoring an incredible 133 goals and 149 assists for 282 points, there was no contest in him being named the Canadian Junior Player of the Year. There was also no contest of him being rated as the number one junior player in this year's draft. At 6'4" and 200 pounds he has the physical tools to dominate. He will turn 19 just before the season starts. All eyes will be on him to see if he can continue his scoring and passing skills at a higher level of play. On the day he signed his contract with the Penguins he had a chance to meet Pirates' Manager Chuck Tanner and exchanged his game sweater for one of Tanner's uniforms and also got some words of encouragement from the skipper. After touring the facilities of the four-time Super Bowl champion Pittsburgh Steelers, Mario is ready to make his contribution and turn the Penguins into winners. Mario also set a junior record by scoring at least one point in 61 consecutive games.

Season Team	League	Regular Season					Playoffs				
		GP	G	A	PTS	PIM	GP	G	A	PTS	PIM
1969-70 London	OHA	23	3	2	5	6	-	-	-	-	-
1969-70 Hamilton	OHA	32	2	4	6	77	-	-	-	-	-
1970-71 Hamilton	OHA	58	39	41	80	43	-	-	-	-	-
1971-72 Tulsa	CHL	32	18	21	39	20	-	-	-	-	-
1971-72 Toronto	NHL	38	8	8	16	4	2	0	0	0	-
1972-73 Toronto	NHL	77	33	42	75	20	-	-	-	-	-
1973-74 Toronto	NHL	69	18	22	40	8	-	-	-	-	-
1974-75 PITTSBURGH	NHL	76	32	31	63	22	9	0	2	2	-
1975-76 PITTSBURGH	NHL	71	29	47	76	6	3	0	0	0	-
1976-77 PITTSBURGH	NHL	80	30	27	57	10	3	0	2	2	-
1977-78 PITTSBURGH	NHL	70	29	21	50	10	-	-	-	-	-
1978-79 PITTSBURGH	NHL	57	27	18	45	2	7	0	2	2	-
1979-80 PITTSBURGH	NHL	79	30	30	60	4	5	2	5	7	-
1980-81 PITTSBURGH (a)	NHL	80	55	33	88	6	5	0	3	3	-
1981-82 PITTSBURGH	NHL	71	33	52	85	8	5	2	3	5	-
1982-83 PITTSBURGH	NHL	75	29	36	65	12	-	-	-	-	-
1983-84 PITTSBURGH	NHL	57	18	27	45	8	-	-	-	-	-
NHL Totals		900	371	394	765	120	39	4	17	21	
PGH Totals		716	312	322	634	88	37	4	17	21	

Season Team	League	Regular Season					Playoffs				
		GP	G	A	PTS	PIM	GP	G	A	PTS	PIM
1981-82 Laval	QJHL	64	30	66	96	22	18	5	9	14	31
1982-83 Laval	QJHL	66	84	100	184	76	12	14	18	32	18
1983-84 Laval	QJHL	70	133*	149*	282*	92	14	29*	23*	52*	29

(a) Won Lady Byng Memorial Trophy  
 Traded to PITTSBURGH by TORONTO for Blaine Stoughton and Pittsburgh's first round draft choice in 1977 Amateur Draft, September 13, 1974.

**TROY LONEY**

Left Wing 6'3" 215 lbs.


Age: 21 (September 21, 1963)

Born: Bow Island, Alberta

Shoots: Left

Acquired: 1982 Entry Draft (3rd round)

Drafted: Pittsburgh's 3rd choice, 52nd over-all, in 1982 Entry Draft.



**MAURICE WILLIAM MANTHA (MOE)**

Defense 6'2" 195 lbs.


Age: 23 (January 21, 1961)

Born: Lakewood, Ohio

Shoots: Right

Acquired: Trade with Winnipeg in 1984

Drafted: Winnipeg's 2nd choice, 23rd overall, in 1980 Entry Draft



One of the biggest players on the roster is Troy Loney who played three years with Lethbridge in the Western Canada Hockey League before turning pro last year. He spent most of the season in Baltimore, but did get a chance to play in 13 games with the Pens. Troy will have every opportunity to make the club at a position where the Penguins have always been the weakest, left wing.

General Manager Eddie Johnston couldn't reveal the "future considerations" involved with Winnipeg when he traded Randy Carlyle to the Jets for their first round draft choice, but officials knew that it was Moe Mantha and he was well worth the price. Moe, whose father played in the American Hockey League and was recently elected to Canadian Federal Government signed his contract just prior to camp ending his free agent status. A native of Lakewood, Ohio, he was invited to tryout for the United States team in the recent Canada Cup, but his non-contract situation kept him sidelined. He was the 23rd player chosen in 1980 and finished the season with his best scoring stats of his brief career with 16 goals and 38 assists for 54 points. He has also managed to score in four of nine Stanley Cup Playoff games.

Season Team	League	Regular Season					Playoffs				
		GP	G	A	PTS	PIM	GP	G	A	PTS	PIM
1980-81 Lethbridge	WCHL	71	18	13	31	100	-	-	-	-	-
1981-82 Lethbridge	WCHL	71	26	31	57	152	12	3	3	6	-
1982-83 Lethbridge	WCHL	72	33	34	67	156	20	10	7	17	-
1983-84 Baltimore	AHL	63	18	13	31	147	10	0	2	2	-
<b>1983-84 PITTSBURGH</b>	<b>NHL</b>	<b>13</b>	<b>0</b>	<b>0</b>	<b>0</b>	<b>9</b>	-	-	-	-	-
<b>NHL Totals</b>		<b>13</b>	<b>0</b>	<b>0</b>	<b>0</b>	<b>9</b>	-	-	-	-	-
<b>PGH Totals</b>		<b>13</b>	<b>0</b>	<b>0</b>	<b>0</b>	<b>9</b>	-	-	-	-	-


Season Team	League	Regular Season					Playoffs				
		GP	G	A	PTS	PIM	GP	G	A	PTS	PIM
1978-79 Toronto	OHA	68	10	38	48	57	4	0	2	2	11
1979-80 Toronto	OHA	58	8	38	46	86	-	-	-	-	-
<b>1980-81 Winnipeg</b>	<b>NHL</b>	<b>58</b>	<b>2</b>	<b>23</b>	<b>25</b>	<b>35</b>	-	-	-	-	-
1981-82 Tulsa	CHL	33	8	15	23	56	-	-	-	-	-
<b>1981-82 Winnipeg</b>	<b>NHL</b>	<b>25</b>	<b>0</b>	<b>12</b>	<b>12</b>	<b>28</b>	<b>4</b>	<b>1</b>	<b>3</b>	<b>4</b>	<b>16</b>
1982-83 Sherbrooke	AHL	13	1	4	5	13	-	-	-	-	-
<b>1982-83 Winnipeg</b>	<b>NHL</b>	<b>21</b>	<b>2</b>	<b>7</b>	<b>9</b>	<b>6</b>	<b>2</b>	<b>2</b>	<b>2</b>	<b>4</b>	<b>0</b>
1983-84 Sherbrooke	AHL	7	1	1	2	10	-	-	-	-	-
<b>1983-84 Winnipeg</b>	<b>NHL</b>	<b>72</b>	<b>16</b>	<b>38</b>	<b>54</b>	<b>67</b>	<b>3</b>	<b>1</b>	<b>0</b>	<b>1</b>	<b>0</b>
<b>NHL Totals</b>		<b>176</b>	<b>20</b>	<b>80</b>	<b>100</b>	<b>136</b>	<b>9</b>	<b>4</b>	<b>5</b>	<b>9</b>	<b>16</b>
<b>PGH Totals</b>		-	-	-	-	-	-	-	-	-	-

Traded to **PITTSBURGH** by **WINNIPEG** with Winnipeg's first round choice in 1984 Entry Draft for Randy Carlyle, March 5, 1984.



**BRYAN CLIFFORD MAXWELL (BRYAN)**

Defense 6'2" 200 lbs.  
 Age: 29 (September 7, 1955)  
 Born: North Bay, Ontario  
 Shoots: Left  
 Acquired: Claimed on Waivers from Winnipeg in 1983.  
 Drafted: Minnesota's 1st choice, 4th overall, in 1975 Amateur Draft.



Bryan Maxwell joined the Penguins early last season when he was claimed on Waivers from Winnipeg. The veteran defenseman gave the Pens some toughness, but injuries kept him from playing much more than half a season. He was drafted fourth overall in the 1975 Amateur Draft and has played for Minnesota and St. Louis before coming to the Pens. He will be involved in one of the most competitive spots in training camp, left defense. Bryan picked up a three-game suspension last year for being the first player off the bench in a brawl with Detroit.

Season Team	League	Regular Season					Playoffs				
		GP	G	A	PTS	PIM	GP	G	A	PTS	P
1975-76 Cleveland	WHA	73	3	14	17	177	2	0	0	0	
1976-77 Springfield	AHL	13	2	3	5	67	-	-	-	-	
1976-77 Cincinnati	WHA	34	1	8	9	29	4	0	0	0	
1977-78 New England	WHA	17	2	1	3	11	-	-	-	-	
<b>1977-78 Minnesota</b>	<b>NHL</b>	<b>18</b>	<b>2</b>	<b>5</b>	<b>7</b>	<b>41</b>	-	-	-	-	
1977-78 Binghamton	AHL	24	2	8	10	69	-	-	-	-	
1978-79 Oklahoma City	CHL	15	1	4	5	35	-	-	-	-	
<b>1978-79 Minnesota</b>	<b>NHL</b>	<b>25</b>	<b>1</b>	<b>6</b>	<b>7</b>	<b>46</b>	-	-	-	-	
1979-80 Salt Lake	CHL	3	0	1	1	10	-	-	-	-	
<b>1979-80 St. Louis</b>	<b>NHL</b>	<b>57</b>	<b>1</b>	<b>11</b>	<b>12</b>	<b>112</b>	<b>1</b>	<b>0</b>	<b>0</b>	<b>0</b>	
1980-81 Salt Lake	CHL	5	0	1	1	7	-	-	-	-	
<b>1980-81 St. Louis</b>	<b>NHL</b>	<b>40</b>	<b>3</b>	<b>10</b>	<b>13</b>	<b>137</b>	<b>11</b>	<b>0</b>	<b>1</b>	<b>1</b>	
<b>1981-82 Winnipeg</b>	<b>NHL</b>	<b>45</b>	<b>1</b>	<b>9</b>	<b>10</b>	<b>110</b>	-	-	-	-	
<b>1982-83 Winnipeg</b>	<b>NHL</b>	<b>54</b>	<b>7</b>	<b>13</b>	<b>20</b>	<b>131</b>	<b>3</b>	<b>1</b>	<b>0</b>	<b>1</b>	
<b>1983-84 Winnipeg</b>	<b>NHL</b>	<b>3</b>	<b>0</b>	<b>3</b>	<b>3</b>	<b>27</b>	-	-	-	-	
<b>1983-84 PITTSBURGH</b>	<b>NHL</b>	<b>45</b>	<b>3</b>	<b>12</b>	<b>15</b>	<b>84</b>	-	-	-	-	
<b>NHL Totals</b>		<b>287</b>	<b>18</b>	<b>69</b>	<b>87</b>	<b>688</b>	<b>15</b>	<b>1</b>	<b>1</b>	<b>2</b>	
<b>PGH Totals</b>		<b>45</b>	<b>3</b>	<b>12</b>	<b>15</b>	<b>84</b>	-	-	-	-	

Traded to **ST. LOUIS** by **MINNESOTA** with Richie Hansen for St. Louis' second round choice (Dave Reierson) — later transferred to Calgary — in the 1982 Entry Draft, June 10, 1979. Traded to **WINNIPEG** by **ST. LOUIS** with Paul MacLean and Ed Staniowski for Scott Campbell and John Markell, July 3, 1981. Claimed on Waviers October 13, 1983 by **PITTSBURGH** from **WINNIPEG**.

**KEVIN McCARTHY**

Defense 5'11" 195 lbs.  
 Age: 27 (July 14, 1957)  
 Born: Winnipeg, Manitoba  
 Shoots: Right  
 Acquired: Trade with Vancouver in 1984  
 Drafted: Philadelphia's 1st choice, 17th overall, in 1977 Amateur Draft.



Kevin McCarthy's offensive skills will be a big help to the Penguins this year, but he will have to rely on a more controlled type of offense than he has been used to in the past years. A first round draft choice by the Flyers in 1977, he has spent most of his seven year career with Vancouver, where he was Captain and had four consecutive seasons of 40 or more points. He came to the Pens in January in a trade with the Canucks.

Season Team	League	Regular Season					Playoffs				
		GP	G	A	PTS	PIM	GP	G	A	PTS	PIM
1973-74 Winnipeg	WHL	66	5	22	27	65	-	-	-	-	-
1974-75 Winnipeg	WHL	66	20	61	81	102	-	-	-	-	-
1975-76 Winnipeg	WHL	72	33	88	121	160	6	2	9	11	8
1976-77 Winnipeg	WHL	72	22*	105	127	110	7	0	4	4	27
<b>1977-78 Philadelphia</b>	<b>NHL</b>	<b>62</b>	<b>2</b>	<b>15</b>	<b>17</b>	<b>32</b>	<b>10</b>	<b>0</b>	<b>1</b>	<b>1</b>	<b>8</b>
1978-79 Philadelphia	NHL	22	1	2	3	21	-	-	-	-	-
1978-79 Vancouver	NHL	1	0	0	0	0	-	-	-	-	-
1979-80 Vancouver	NHL	79	15	30	45	70	4	1	0	1	0
1980-81 Vancouver	NHL	80	16	37	53	85	3	0	1	1	0
1981-82 Vancouver	NHL	71	6	39	45	84	-	-	-	-	-
1982-83 Vancouver	NHL	74	12	28	40	88	4	1	1	2	12
1983-84 Vancouver	NHL	47	2	14	16	61	-	-	-	-	-
<b>1983-84 PITTSBURGH</b>	<b>NHL</b>	<b>31</b>	<b>4</b>	<b>16</b>	<b>20</b>	<b>52</b>	-	-	-	-	-
<b>NHL Totals</b>		<b>467</b>	<b>58</b>	<b>181</b>	<b>239</b>	<b>493</b>	<b>21</b>	<b>2</b>	<b>3</b>	<b>5</b>	<b>20</b>
<b>PGH Totals</b>		<b>31</b>	<b>4</b>	<b>16</b>	<b>20</b>	<b>52</b>	-	-	-	-	-

Traded to **VANCOUVER** by **PHILADELPHIA** with Drew Callander for Dennis Ververgaert, December 29, 1978. Traded to **PITTSBURGH** by **VANCOUVER** for Pittsburgh's third round choice (acquired earlier from Philadelphia) in 1984 Entry Draft, January 26, 1984.


**MARTY McSORLEY**  
 Right Wing 6'1" 189 lbs.  
 Age: 21 (May 18, 1963)  
 Born: Hamilton, Ont.  
 Shoots: Right  
 Acquired: Free Agent



One of the most popular players on and off the ice last year was rugged Marty McSorley. Whether he was out talking to students about the danger of drugs, or battling one of the NHL's tough guys, Marty could always be counted on for a big effort. Even though it took him 43 games to score his first NHL goal, he will remember scoring it in Madison Square Garden. Early season plans call for him to take his muscle up front and play right wing.

Season Team	League	Regular Season					Playoffs				
		GP	G	A	PTS	PIM	GP	G	A	PTS	P
1981-82 Belleville	OHA	58	6	13	19	241	-	-	-	-	-
1982-83 Belleville	OHA	70	10	41	51	183	4	0	0	0	
1982-83 Baltimore	AHL	2	0	0	0	22	-	-	-	-	
1983-84 PITTSBURGH	NHL	72	2	7	9	224	-	-	-	-	
<b>NHL Totals</b>		72	2	7	9	224	-	-	-	-	
<b>PGH Totals</b>		72	2	7	9	224	-	-	-	-	

**THOMAS PATRICK O'REGAN (Tom)**  
 Center 5'10" 180 lbs.  
 Age: 22 (December 29, 1961)  
 Born: Cambridge, Mass.  
 Shoots: Left  
 Acquired: Signed as Free Agent in 1983



Tom O'Regan had a great start with Baltimore and after 25 games, the Penguins signed the free agent from Massachusetts to a professional contract and brought him up to the NHL. One of the last players to be cut from the USA Olympic team, he scored his first NHL goal in his fourth game against Los Angeles. He will give the Penguins some depth at center whether he plays in the NHL or back with Baltimore.

Season-Team	League	Regular Season					Playoffs				
		GP	G	A	PTS	PIM	GP	G	A	PTS	PIM
1979-80 Boston U.	ECAC	28	9	15	24	31	-	-	-	-	-
1980-81 Boston U.	ECAC	20	10	10	20	41	-	-	-	-	
1981-82 Boston U.	ECAC	28	18	34	52	67	-	-	-	-	
1982-83 Boston U.	ECAC	27	15	17	32	43	-	-	-	-	
1983-84 Baltimore	AHL	25	13	14	27	15	-	-	-	-	
1983-84 Pittsburgh	NHL	51	4	10	14	8	-	-	-	-	
<b>NHL Totals</b>		51	4	10	14	8	-	-	-	-	
<b>PGH Totals</b>		51	4	10	14	8	-	-	-	-	

**GARY DANIEL RISSLING (GARY)**

Left Wing 5'11" 180 lbs.  
 Age: 28 (August 8, 1956)  
 Born: Saskatoon, Saskatchewan  
 Shoots: Left  
 Acquired: Trade with Washington in 1981




If there is a player with more heart and more desire in the NHL than Gary Rissling, please have him contact the Penguins and he can serve as a "stand-in" for Gary when he is taking his usual pounding in the corner or agitating from the bench. Even when the season was hopelessly lost, Rissling was always involved. He picked up majors in 11 of the last 20 games he played and only 11 times during the season, did referees fail to whistle him off the ice for an infraction. He has done some of the best commercials and promos in the club's history and sold tickets for the Baltimore Skipjacks in the off-season. He also scored 4 goals last year and scored 25 points (including 12 goals) in 30 games with Baltimore. Gary was honored at the end of last season by being named the Unsung Hero of the Penguins.

Season Team	League	Regular Season					Playoffs					
		GP	G	A	PTS	PIM	GP	G	A	PTS	P	
1973-74	Edmonton	AJHL	46	29	31	60	132	-	-	-	-	-
1974-75	Edmonton	WCHL	69	19	35	54	228	-	-	-	-	-
1975-76	Edmonton	WCHL	18	5	9	14	25	-	-	-	-	-
1975-76	Calgary	WCHL	47	29	38	67	196	-	-	-	-	-
1976-77	Calgary	WCHL	68	40	40	80	317	9	9	7	16	-
1977-78	Port Huron	IHL	79	29	34	63	341	17	7	10	17	1
1978-79	Washington	NHL	26	3	3	6	127	-	-	-	-	-
1978-79	Hershey	AHL	52	14	20	34	337	4	0	0	0	0
1979-80	Washington	NHL	11	0	1	1	49	-	-	-	-	-
1979-80	Hershey	AHL	46	16	24	40	279	14	3	5	8	-
1980-81	Birmingham	CHL	19	5	7	12	161	-	-	-	-	-
1980-81	Hershey	AHL	4	1	1	2	74	-	-	-	-	-
1980-81	PITTSBURGH	NHL	26	1	0	1	143	5	0	1	1	-
1981-82	Erie	AHL	29	7	15	22	185	-	-	-	-	-
1981-82	PITTSBURGH	NHL	16	0	0	0	55	-	-	-	-	-
1982-83	Baltimore	AHL	38	14	17	31	136	-	-	-	-	-
1982-83	PITTSBURGH	NHL	40	5	4	9	128	-	-	-	-	-
1983-84	Baltimore	AHL	30	12	13	25	47	-	-	-	-	-
1983-84	PITTSBURGH	NHL	47	4	13	17	297	-	-	-	-	-
<b>NHL Totals</b>			166	13	21	34	799	5	0	1	1	
<b>PGH Totals</b>			129	10	17	27	623	5	0	1	1	

Signed as free agent by WASHINGTON, December 4, 1978. Traded to PITTSBURGH by WASHINGTON for Pittsburgh's fifth-round choice (Peter Sidorkiewicz) in the 1981 Entry Draft, January 2, 1981.

**ROBERTO ROMANO**

Goaltender 5'6" 172 lbs.  
 Age: 21 (October 29, 1962)  
 Born: Montreal, Que.  
 Catches: Left  
 Acquired: Free Agent in 1982



Roberto Romano is one of the young players the Penguins are hoping to build a future around. He was outstanding with Baltimore in his two years with the Jacks. He won six games with Pittsburgh including his first NHL Shutout (February 1, 4-0 vs Minnesota) and was named the Penguins Rookie of the Year. He has a lifetime record of (6-11-0) in the NHL, but will have to battle veterans Michel Dion and Denis Herron for a chance to start the year with Pittsburgh. His first game played last year was a memorable game in which he made 45 saves in a 6-1 loss at New York to the Rangers, but was named the MVP of the game by the USA Television Network. He also had a 49-save game on the road in a 4-1 win in Vancouver. He posted a record of (23-6-1) with Baltimore and made over 65 saves in the final game of the playoffs when Baltimore lost to Rochester in double overtime.

Season Team	League	Regular Season					Playoffs					
		GP	MP	GA	SO	AVG	GP	MP	GA	SO	AVG	
1981-82	Hull	QJHL	56	3090	194	1	3.95	13	760	50	0	3.95
1982-83	Baltimore	AHL	38	2163	146	0	4.05	-	-	-	-	-
1982-83	PITTSBURGH	NHL	3	155	18	0	6.98	-	-	-	-	-
1983-84	Baltimore	AHL	31	1759	106	0	3.62	9	544	36	0	3.97
1983-84	PITTSBURGH	NHL	18	1020	78	1	4.59	-	-	-	-	-
<b>NHL Totals</b>			21	1175	96	1	5.65	-	-	-	-	-
<b>PGH Totals</b>			21	1175	96	1	5.65	-	-	-	-	-

**THOMAS ROULSTON (Tom)**

Right Wing/Center 6'1" 185 lbs.

Age: 27 (November 20, 1957)

Born: Winnipeg, Manitoba

Shoots: Right

Acquired: Trade with Edmonton in 1983

Drafted: St. Louis' 3rd choice, 45th over-all in 1977 Amateur Draft.



**NORM SCHMIDT**

Defense 5'11" 190 lbs.

Age: 21 (January 24, 1963)

Born: Sault Ste. Marie, Ontario

Shoots: Right

Acquired: 1981 Entry Draft (4th round)

Drafted: Pittsburgh's 3rd choice, 70th over-all, in 1981 Entry Draft.



If Tom Roulston can recapture the scoring touch that made him famous in the minors, he can make a big contribution to the Penguins. He was acquired in December from Edmonton, but scored only 11 goals in 53 games. In 1980-81 he scored a league leading 63 goals in 69 games in the Central Hockey League and finished with 78 goals and 133 points counting his playoff appearances. His shot was timed as the fastest on Edmonton's club last year. Tom will play either right wing or center for the Pens this year. He set the CHL record of nine hat tricks in one season.

"Who you gonna call when somebody is shutting you out?" — "Shutout Buster" — Norm Schmidt. He scored only six goals last year, but four of them ruined shutouts for opposing goaltenders. His first NHL goal was a real buster as he scored unassisted in the final six minutes to ruin Washington rookie goalie Bob Mason of a shutout in his first NHL start. He did the same thing to Washington's other two goalies Pat Riggin and Al Jensen. His goal in the final game of the year also ruined a performance by the Islanders Roland Melanson, who had to settle for a 2-1 win. With one of the best shots on the club among defensemen, Norm will have to learn to play more defensively, but is another one of the young players who has been developing for the past few years.

Season-Team	League	Regular Season					Playoffs				
		GP	G	A	PTS	PIM	GP	G	A	PTS	PIM
1975-76 Winnipeg	WHL	60	18	17	35	56	—	—	—	—	—
1976-77 Winnipeg	WHL	72	56	53	109	35	—	—	—	—	—
1977-78 Salt Lake	CHL	21	2	1	3	2	—	—	—	—	—
1977-78 Port Huron	IHL	49	27	36	63	24	16	17*	7	24	10
1978-79 Dallas	CHL	73	26	29	55	57	9	6*	6	12	11
1979-80 Houston	CHL	72	29	41	70	46	6	2	4	6	4
1980-81 Edmonton	NHL	11	1	1	2	2	—	—	—	—	—
1980-81 Wichita	CHL	69	63*	44	107	93	18	15	11	26*	44
1981-82 Edmonton	NHL	35	11	3	14	22	5	1	0	1	2
1981-82 Wichita	CHL	30	22	28	50	46	—	—	—	—	—
1982-83 Edmonton	NHL	67	19	21	40	24	16	1	2	3	0
1983-84 Edmonton	NHL	24	5	7	12	16	—	—	—	—	—
1983-84 Pittsburgh	NHL	53	11	17	28	8	—	—	—	—	—
<b>NHL Totals</b>		<b>190</b>	<b>47</b>	<b>49</b>	<b>96</b>	<b>72</b>	<b>21</b>	<b>2</b>	<b>2</b>	<b>4</b>	<b>2</b>
<b>PGH Totals</b>		<b>53</b>	<b>11</b>	<b>17</b>	<b>28</b>	<b>8</b>	<b>—</b>	<b>—</b>	<b>—</b>	<b>—</b>	<b>—</b>

Season Team	League	Regular Season					Playoffs				
		GP	G	A	PTS	PIM	GP	G	A	PTS	PIM
1979-80 S. Ste Marie	Jr. "B"	68	8	16	24	—	—	—	—	—	—
1980-81 Oshawa	OHA	65	12	25	37	73	11	2	5	7	25
1981-82 Oshawa	OHA	67	13	48	61	172	12	6	10	16	45
1982-83 Oshawa	OHA	61	21	49	70	114	17	4	16	20	47
1983-84 Baltimore	AHL	43	4	12	16	31	—	—	—	—	—
1983-84 PITTSBURGH	NHL	34	6	12	18	12	—	—	—	—	—
<b>NHL Totals</b>		<b>34</b>	<b>6</b>	<b>12</b>	<b>18</b>	<b>12</b>	<b>—</b>	<b>—</b>	<b>—</b>	<b>—</b>	<b>—</b>
<b>PGH Totals</b>		<b>34</b>	<b>6</b>	<b>12</b>	<b>18</b>	<b>12</b>	<b>—</b>	<b>—</b>	<b>—</b>	<b>—</b>	<b>—</b>

Traded to **Edmonton** by **St. Louis** with Risto Siltanen for Joe Micheletti, August 7, 1979.  
 Traded to **Pittsburgh** by **Edmonton** for Kevin McClelland and sixth round draft choice in 1984 Entry Draft, December 5, 1983.

**DOUGLAS SHEDDEN (DOUG)**

Right Wing 6'0" 184 lbs.  
 Age: 23 (April 29, 1961)  
 Born: Wallaceburg, Ontario  
 Shoots: Right  
 Acquired: 1980 Entry Draft (5th round)  
 Drafted: Pittsburgh's 5th choice, 93rd  
 over-all, in 1980 Entry Draft.



A broken wrist in the season opener started Doug Shedden on the wrong foot for last year. After leading the club in scoring the previous year, he slumped to just 22 goals. Doug missed 13 games at the start of the year after playing one game with the injured wrist. He finished strong with 18 goals in the last half of the year, but he needs more offensive production. His three year total of 149 points has moved him into the top twenty among all-time Penguin scorers.

Season Team	League	Regular Season					Playoffs				
		GP	G	A	PTS	PIM	GP	G	A	PTS	PIM
1977-78 Hamilton	OHA	32	1	9	10	32	-	-	-	-	-
1977-78 Kitchener	OHA	18	5	7	12	14	-	-	-	-	
1978-79 Kitchener	OHA	65	16	42	58	29	-	-	-	-	
1979-80 Kitchener	OHA	16	10	16	26	26	-	-	-	-	
1979-80 S. Ste. Marie	OHA	45	30	44	74	59	-	-	-	-	
1980-81 S. Ste. Marie	OHA	66	51	72	133	114	19	16	22	38	
1981-82 Erie	AHL	17	4	6	10	14	-	-	-	-	
1981-82 PITTSBURGH	NHL	38	10	15	25	12	-	-	-	-	
1982-83 PITTSBURGH	NHL	80	24	43	67	54	-	-	-	-	
1983-84 PITTSBURGH	NHL	67	22	35	57	20	-	-	-	-	
<b>NHL Totals</b>		<b>185</b>	<b>56</b>	<b>93</b>	<b>149</b>	<b>86</b>	-	-	-	-	
<b>PGH Totals</b>		<b>185</b>	<b>56</b>	<b>93</b>	<b>149</b>	<b>86</b>	-	-	-	-	

**MARK TAYLOR**

Center 5'11" 185 lbs.  
 Age: 25 (January 26, 1958)  
 Born: Vancouver, B.C.  
 Shoots: Left  
 Acquired: Trade with Philadelphia in 1983  
 Drafted: Philadelphia's 9th choice, 100th overall in 1978 Amateur Draft.



Going into training camp, he is one of the leading candidates to emerge as the club's new captain because of his hard work and attitude. One of the most dedicated players in the game, all he needed was a chance to play regularly and he has responded. He was the club's third highest goal-scorer last year with 24, but played in only 59 games. He scored in three of the first four games he played for the Pens and had 12 goals in 17 games when he suffered strained knee ligaments and missed 13 games. When he returned after Christmas, he still managed to have four three-point games, including his first NHL hat trick on March 29 at New York against the Rangers. Mark was the Player of the Year in College hockey in his final year at North Dakota in 1980.

Season Team	League	Regular Season					Playoffs				
		GP	G	A	PTS	PIM	GP	G	A	PTS	PIM
1978-79 N. Dakota	WCHA	42	24	59	83	28	-	-	-	-	-
1979-80 N. Dakota	WCHA	40	33	59	82	30	-	-	-	-	
1980-81 Maine	AHL	79	19	50	69	56	20	5	16	21	20
1981-82 Philadelphia	NHL	2	0	0	0	0	-	-	-	-	-
1981-82 Maine	AHL	75	32	48	80	42	4	2	3	5	4
1982-83 Philadelphia	NHL	61	8	25	33	24	3	0	0	0	0
1983-84 Philadelphia	NHL	1	0	0	0	0	-	-	-	-	-
1983-84 PITTSBURGH	NHL	59	24	31	55	24	-	-	-	-	-
<b>NHL Totals</b>		<b>123</b>	<b>32</b>	<b>56</b>	<b>88</b>	<b>48</b>	<b>3</b>	<b>0</b>	<b>0</b>	<b>0</b>	<b>0</b>
<b>PGH Totals</b>		<b>59</b>	<b>24</b>	<b>31</b>	<b>55</b>	<b>24</b>	-	-	-	-	-

Traded to PITTSBURGH by PHILADELPHIA with Mark Taylor and Andy Brickley and Philadelphia's first and third round choices in 1984 Entry Draft for Rich Sutter and Pittsburgh's second and third round choices in 1984 Entry Draft, October 23, 1983.



**TOM THORNBURY**

Defense 5'11" 175 lbs.  
 Age: 21 (March 17, 1963)  
 Born: Lindsay, Ontario  
 Shoots: Right  
 Acquired: 1981 Entry Draft (3rd Round)  
 Drafted: Pittsburgh's 2nd choice, 49th over-all, in 1981 Entry Draft.



Tom Thornbury is another young player with strong offensive capabilities. Thornbury's first NHL game was when Roberto Romano recorded his first NHL shutout against Minnesota. He scored his first NHL goal in just his third NHL game against Quebec in Clint Malarchuk. He finished with 9 points in 14 games, but he scored 63 points in 65 games with Baltimore. He led all defensemen in the AHL in scoring with 17 goals and was named the Second Team All Star squad. Tom also had an outstanding playoff series scoring 17 points in 10 games. He won the Baz Bastien Plaque in Baltimore as the player most likely to reach the National Hockey League.

Season Team	League	Regular Season					Playoffs				
		GP	G	A	PTS	PIM	GP	G	A	PTS	PIM
1978-79 Aurora	Tier II	44	19	30	49	84	-	-	-	-	-
1980-81 Niagara Falls	OHA	60	15	22	37	136	12	1	5	6	3
1981-82 Niagara Falls	OHA	43	11	22	33	65	1	0	0	0	0
1982-83 North Bay	OHA	17	6	9	15	38	-	-	-	-	-
1982-83 Cornwall	OHA	50	21	35	56	66	8	2	4	6	1
1983-84 Baltimore	AHL	65	17	46	63	64	10	2	15	17	1
1983-84 PITTSBURGH	NHL	14	1	8	9	16	-	-	-	-	-
<b>NHL Totals</b>		<b>14</b>	<b>1</b>	<b>8</b>	<b>9</b>	<b>16</b>	-	-	-	-	-
<b>PGH Totals</b>		<b>14</b>	<b>1</b>	<b>8</b>	<b>9</b>	<b>16</b>	-	-	-	-	-

**EDWARD H. BULLEY (Ted)**

Left Wing 6'1" 192 lbs.  
 Age: 29 (March 25, 1955)  
 Born: Windsor, Ontario  
 Shoots: Left  
 Acquired: Signed as Free Agent in 1983  
 Drafted: Chicago's 7th choice, 115th over-all in 1975 Amateur Draft



Season Team	League	Regular Season					Playoffs				
		GP	G	A	PTS	PIM	GP	G	A	PTS	PIM
1973-74 Hull	QJHL	67	28	37	65	116	-	-	-	-	-
1974-75 Hull	QJHL	70	48	61	109	124	-	-	-	-	-
1975-76 Flint	IHL	38	15	13	28	123	-	-	-	-	-
1975-76 Dallas	CHL	-	-	-	-	-	7	0	1	1	4
1976-77 Chicago	NHL	2	0	0	0	0	-	-	-	-	-
1976-77 Dallas	CHL	2	2	2	4	10	-	-	-	-	-
1976-77 Flint	IHL	70	46	46	92	122	-	-	-	-	-
1977-78 Chicago	NHL	79	23	28	51	141	4	1	1	2	2
1978-79 Chicago	NHL	75	27	23	50	153	2	0	0	0	0
1979-80 Chicago	NHL	66	14	17	31	136	7	2	3	5	10
1980-81 Chicago	NHL	68	18	16	34	95	-	-	-	-	-
1981-82 Chicago	NHL	59	12	18	30	120	15	2	1	3	12
1982-83 Washington	NHL	39	4	9	13	47	1	0	0	0	0
1983-84 Baltimore	AHL	49	16	19	35	82	10	2	5	7	2
1983-84 PITTSBURGH	NHL	26	3	2	5	12	-	-	-	-	-
<b>NHL Totals</b>		<b>414</b>	<b>101</b>	<b>113</b>	<b>214</b>	<b>614</b>	<b>29</b>	<b>5</b>	<b>5</b>	<b>10</b>	<b>24</b>
<b>PGH Totals</b>		<b>26</b>	<b>3</b>	<b>2</b>	<b>5</b>	<b>12</b>	-	-	-	-	-

Traded to WASHINGTON by CHICAGO with Dave Hutchison for future considerations August 28, 1982.

**ROD DALE BUSKAS (ROD)**

Defense 6'1" 197 lbs.  
 Age: 23 (January 1, 1961)  
 Born: Wetaskiwin, Alberta  
 Shoots: Right  
 Acquired: 1981 Entry Draft (6th round)  
 Drafted: Pittsburgh's 5th choice, 112th over-all in 1981 Entry Draft



Season Team	League	Regular Season					Playoffs				
		GP	G	A	PTS	PIM	GP	G	A	PTS	PIM
1978-79 Medicine Hat	WCHL	34	1	12	13	60	-	-	-	-	-
1979-80 Medicine Hat	WCHL	72	7	40	47	284	16	1	6	7	31
1980-81 Medicine Hat	WCHL	72	14	46	60	164	5	1	1	2	8
1981-82 Erie	AHL	69	1	18	19	78	-	-	-	-	-
1982-83 Baltimore	AHL	31	2	8	10	45	-	-	-	-	-
1982-83 PITTSBURGH	NHL	41	2	2	4	102	-	-	-	-	-
1983-84 Baltimore	AHL	33	2	12	14	100	10	1	3	4	22
1983-84 PITTSBURGH	NHL	47	2	4	6	60	-	-	-	-	-
<b>NHL Totals</b>		<b>88</b>	<b>4</b>	<b>6</b>	<b>10</b>	<b>162</b>	-	-	-	-	-
<b>PGH Totals</b>		<b>88</b>	<b>4</b>	<b>6</b>	<b>10</b>	<b>162</b>	-	-	-	-	-

**STEVE EDWARD CARLSON (Steve)**

Center 6'3" 180 lbs.

Age: 29 (August 26, 1955)

Born: Virginia, Minnesota

Shoots: Left

Acquired: Signed as Free Agent in 1983

Drafted: Detroit's 10th choice, 131st over-all in 1975 Amateur Draft.



Season Team	League	Regular Season					Playoffs				
		GP	G	A	PTS	PIM	GP	G	A	PTS	PIM
1973-74 Marquette	USHL	42	34	45	79	77	-	-	-	-	-
1974-75 Johnstown	NAHL	70	30	58	88	84	-	-	-	-	-
1975-76 Johnstown	NAHL	40	22	24	46	55	9	5	4	9	6
1975-76 Minnesota	WHA	10	0	1	1	23	-	-	-	-	-
1976-77 Minnesota	WHA	21	5	8	13	8	-	-	-	-	-
1976-77 New England	WHA	31	4	9	13	40	5	0	0	0	9
1977-78 Springfield	AHL	37	21	15	36	48	-	-	-	-	-
1977-78 New England	WHA	38	6	7	13	11	13	2	7	9	2
1978-79 Edmonton	WHA	73	18	22	40	50	11	1	1	2	12
<b>1979-80 Los Angeles</b>	<b>NHL</b>	<b>52</b>	<b>9</b>	<b>12</b>	<b>21</b>	<b>23</b>	<b>4</b>	<b>1</b>	<b>1</b>	<b>2</b>	<b>7</b>
1980-81 Houston	CHL	27	13	21	34	29	-	-	-	-	-
1980-81 Springfield	AHL	32	10	14	24	44	7	2	2	4	39
1981-82 Nashville	CHL	59	23	39	62	63	4	1	1	2	7
1982-83 Birmingham	CHL	69	25	42	67	73	9	1	4	5	4
1983-84 Baltimore	AHL	63	9	30	39	70	10	7	3	10	8
<b>NHL Totals</b>		<b>52</b>	<b>9</b>	<b>12</b>	<b>21</b>	<b>23</b>	<b>4</b>	<b>1</b>	<b>1</b>	<b>2</b>	<b>7</b>

Rights transferred to LOS ANGELES by DETROIT for Steve Short, Dec. 6, 1978. Reclaimed by LOS ANGELES from EDMONTON prior to 1979 Expansion Draft. Claimed by LOS ANGELES as fill in 1979 Expansion draft.

**STEVE GATZOS**

Right Wing 5'11" 182 lbs.

Age: 23 (June 22, 1961)

Born: Toronto, Ontario

Shoots: Right

Acquired: 1981 Entry Draft (2nd round)

Drafted: Pittsburgh's 1st choice, 28th over-all, in 1981 Entry Draft.



Season Team	League	Regular Season					Playoffs				
		GP	G	A	PTS	PIM	GP	G	A	PTS	PIM
1978-79 S. Ste. Marie	OHA	36	3	9	12	21	-	-	-	-	-
1979-80 S. Ste. Marie	OHA	64	36	38	74	64	-	-	-	-	-
1980-81 S. Ste. Marie	OHA	68	78	50	128	114	19	16	9	25	23
1981-82 Erie	AHL	54	18	19	37	67	-	-	-	-	-
<b>1981-82 PITTSBURGH</b>	<b>NHL</b>	<b>16</b>	<b>6</b>	<b>8</b>	<b>14</b>	<b>14</b>	-	-	-	-	-
1982-83 Baltimore	AHL	12	5	4	9	22	-	-	-	-	-
<b>1982-83 PITTSBURGH</b>	<b>NHL</b>	<b>44</b>	<b>6</b>	<b>7</b>	<b>13</b>	<b>52</b>	-	-	-	-	-
1983-84 Baltimore	AHL	48	14	19	33	43	-	-	-	-	-
<b>1983-84 PITTSBURGH</b>	<b>NHL</b>	<b>23</b>	<b>3</b>	<b>3</b>	<b>6</b>	<b>15</b>	-	-	-	-	-
<b>NHL Totals</b>		<b>83</b>	<b>15</b>	<b>18</b>	<b>33</b>	<b>81</b>	-	-	-	-	-
<b>PGH Totals</b>		<b>83</b>	<b>15</b>	<b>18</b>	<b>33</b>	<b>81</b>	-	-	-	-	-

**ROBERT CHARLES GEALE (BOB)**

Center 5'11" 175 lbs.

Age: 22 (April 17, 1962)

Born: Edmonton, Alberta

Shoots: Right

Acquired: 1980 Entry Draft (8th round)

Drafted: Pittsburgh's 6th choice, 106th over-all, in 1980 Entry Draft.



Season Team	League	Regular Season					Playoffs				
		GP	G	A	PTS	PIM	GP	G	A	PTS	PIM
1978-79 Sherwood Pk.	AJHL	60	11	33	44	44	-	-	-	-	-
1979-80 Portland	WCHL	72	17	29	46	32	8	0	3	3	9
1980-81 Portland	WCHL	54	30	32	62	54	-	-	-	-	-
1981-82 Portland	WCHL	72	31	54	85	89	15	8	10	18	26
1982-83 Baltimore	AHL	56	4	10	14	6	-	-	-	-	-
1983-84 Baltimore	AHL	74	17	23	40	50	7	1	0	1	2

**SCOTT KENNEDY, GRUHL (Scott)**

Left Wing 5'11" 185 lbs.

Age: 25 (September 13, 1959)

Born: Port Colburne, Ontario

Shoots: Left

Acquired:



Season Team	League	Regular Season					Playoffs				
		GP	G	A	PTS	PIM	GP	G	A	PTS	PIM
1981-82 Los Angeles	NHL	7	2	1	3	2	-	-	-	-	-
New Haven	AHL	73	28	41	69	107	4	0	4	4	2
1982-83 Los Angeles	NHL	7	0	2	2	4	-	-	-	-	-
New Haven	AHL	68	25	38	63	114	12	3	3	6	22
1983-84 Muskegon	IHL	56	40	56	96	49	-	-	-	-	-
<b>NHL Totals</b>		<b>14</b>	<b>2</b>	<b>3</b>	<b>5</b>	<b>6</b>	-	-	-	-	-

**DAVE GOERTZ (DAVE)**

Defense 5'11" 210 lbs.

Age: 19 (March 28, 1965)

Born: Edmonton, Alberta

Shoots: Right

Acquired: 1983 Entry Draft (12th Round)

Drafted: Pittsburgh's 10th choice, 212th over-all, in 1983 Entry Draft.



Season-Team	League	Regular Season					Playoffs				
		GP	G	A	PTS	PIM	GP	G	A	PTS	PIM
1981-82 Regina	WCHL	67	5	19	24	181	19	1	2	3	61
1982-83 Regina	WCHL	69	4	22	26	132	-	-	-	-	-
1983-84 Prince Albert	WCHL	60	13	47	60	111	-	-	-	-	-
1983-84 Baltimore	AHL	1	0	0	0	0	6	0	0	0	0

**ALEX HAIDY**

Right Wing 6'1" 174 lbs.  
 Age: 19 (January 1, 1965)  
 Born: Windsor, Ontario  
 Shoots: Right  
 Acquired: 1983 Entry Draft (10th Round)  
 Drafted: Pittsburgh's 8th choice, 170th over-all, in 1983 Entry Draft.



Season-Team	League	Regular Season					Playoffs				
		GP	G	A	PTS	PIM	GP	G	A	PTS	PIM
1981-82 Windsor	Jr. "B"	30	8	16	24	201	—	—	—	—	—
1982-83 S. Ste. Marie	OHL	58	3	12	15	86	—	—	—	—	—
1983-84 S. Ste. Marie	OHL	54	17	20	37	121	—	—	—	—	—

**JAMES HAMILTON (Jim)**

Left Wing 6'0" 180 lbs.  
 Age: 27 (January 18, 1957)  
 Born: Barrie, Ontario  
 Shoots: Left  
 Acquired: 1977 Amateur Draft (2nd round)  
 Drafted: Pittsburgh's 1st choice, 30th over-all in 1977 Amateur Draft.



Season Team	League	Regular Season					Playoffs				
		GP	G	A	PTS	PIM	GP	G	A	PTS	PIM
1977-78 Gr. Rapids	IHL	22	7	15	22	12	—	—	—	—	—
1977-78 Binghamton	AHL	31	4	4	8	19	—	—	—	—	—
1977-78 PITTSBURGH	AHL	25	2	4	6	2	—	—	—	—	—
1978-79 Binghamton	AHL	66	25	24	49	34	6	2	3	5	2
1978-79 PITTSBURGH	NHL	2	0	0	0	0	4	3	0	3	0
1979-80 Syracuse	AHL	50	16	19	35	33	4	0	1	1	0
1979-80 PITTSBURGH	NHL	10	2	0	2	0	—	—	—	—	—
1980-81 Binghamton	AHL	28	16	18	34	31	5	3	6	9	2
1980-81 PITTSBURGH	NHL	20	1	6	7	18	1	0	0	0	0
1981-82 Erie	AHL	57	27	17	44	51	—	—	—	—	—
1981-82 PITTSBURGH	NHL	11	5	3	8	2	—	—	—	—	—
1982-83 Baltimore	AHL	45	32	10	42	36	—	—	—	—	—
1982-83 PITTSBURGH	NHL	5	0	2	2	2	—	—	—	—	—
1983-84 Baltimore	AHL	66	34	45	79	54	9	6	6	12	0
1983-84 PITTSBURGH	NHL	11	2	2	4	4	—	—	—	—	—
<b>NHL Totals</b>		<b>84</b>	<b>12</b>	<b>17</b>	<b>29</b>	<b>28</b>	<b>5</b>	<b>3</b>	<b>0</b>	<b>3</b>	<b>0</b>
<b>PGH Totals</b>		<b>84</b>	<b>12</b>	<b>17</b>	<b>29</b>	<b>28</b>	<b>5</b>	<b>3</b>	<b>0</b>	<b>3</b>	<b>0</b>

**DAVID HANNAN**

Center 5'10" 173 lbs.  
 Age: 22 (November 21, 1961)  
 Born: Sudbury, Ontario  
 Shoots: Left  
 Acquired: 1981 Entry Draft (10th round)  
 Drafted: Pittsburgh's 9th choice, 196th over-all in 1981 Entry Draft.



Season Team	League	Regular Season					Playoffs				
		GP	G	A	PTS	PIM	GP	G	A	PTS	PIM
1981-82 Erie	AHL	76	33	37	70	129	—	—	—	—	—
1981-82 PITTSBURGH	NHL	1	0	0	0	0	—	—	—	—	—
1982-83 Baltimore	AHL	5	2	2	4	13	—	—	—	—	—
1982-83 PITTSBURGH	NHL	74	11	22	33	127	—	—	—	—	—
1983-84 Baltimore	AHL	47	18	24	42	98	10	2	6	8	27
1983-84 PITTSBURGH	NHL	24	2	3	5	33	—	—	—	—	—
<b>NHL Totals</b>		<b>99</b>	<b>13</b>	<b>25</b>	<b>38</b>	<b>160</b>	<b>—</b>	<b>—</b>	<b>—</b>	<b>—</b>	<b>—</b>
<b>PGH Totals</b>		<b>99</b>	<b>13</b>	<b>25</b>	<b>38</b>	<b>160</b>	<b>—</b>	<b>—</b>	<b>—</b>	<b>—</b>	<b>—</b>

50

**MITCH LAMOUREUX**

Center 5'6" 185 lbs.  
 Age: 22 (August 22, 1962)  
 Born: Ottawa, Ontario  
 Shoots: Left  
 Acquired: 1981 Entry Draft (8th round)  
 Drafted: Pittsburgh's 6th choice, 154th over-all, in 1981 Entry Draft.



Season Team	League	Regular Season					Playoffs				
		GP	G	A	PTS	PIM	GP	G	A	PTS	PIM
1979-80 Oshawa	OHA	67	28	48	76	63	—	—	—	—	—
1980-81 Oshawa	OHA	63	50	69	119	256	11	11	13	24	57
1981-82 Oshawa	OHA	66	43	78	121	275	12	4	17	21	68
1982-83 Baltimore	AHL	80	57*	50	107	107	—	—	—	—	—
1983-84 Baltimore	AHL	68	30	38	68	136	9	1	3	4	2
1983-84 PITTSBURGH	NHL	8	1	1	2	6	—	—	—	—	—
<b>NHL Totals</b>		<b>8</b>	<b>1</b>	<b>1</b>	<b>2</b>	<b>6</b>	<b>—</b>	<b>—</b>	<b>—</b>	<b>—</b>	<b>—</b>
<b>PGH Totals</b>		<b>8</b>	<b>1</b>	<b>1</b>	<b>2</b>	<b>6</b>	<b>—</b>	<b>—</b>	<b>—</b>	<b>—</b>	<b>—</b>

**PETTERI LEHTO**

Defense 5'11" 196 lbs.  
 Age: 23 (March 13, 1961)  
 Born: Turku, Finland  
 Shoots: Left  
 Acquired: Free Agent



Season-Team	League	Regular Season					Playoffs				
		GP	G	A	PTS	PIM	GP	G	A	PTS	PIM
1983-84 Turku	FINN	36	8	10	18	32	—	—	—	—	—
1983-84 Finland	OLYMP	6	2	2	4	10	—	—	—	—	—

**MICHAEL ROWE (MIKE)**

Defense 6'1" 212 lbs.  
 Age: 19 (March 8, 1965)  
 Born: Kingston, Ontario  
 Shoots: Left  
 Acquired: 1983 Entry Draft (3rd round)  
 Drafted: Pittsburgh's 3rd choice, 59th overall, in 1983 Entry Draft.



Season Team	League	Regular Season					Playoffs				
		GP	G	A	PTS	PIM	GP	G	A	PTS	PIM
1981-82 Toronto	OHL	58	4	4	8	214	10	0	0	0	63
1982-83 Toronto	OHL	64	4	29	33	262	4	0	1	1	19
1983-84 Toronto	OHL	59	9	36	45	208	—	—	—	—	—

51

**GRANT SASSER**

Center 5'10" 175 lbs.  
 Age: 19 (February 13, 1964)  
 Born: Portland, Oregon  
 Shoots: Right  
 Acquired: 1982 Entry Draft (5th Round)  
 Drafted: Pittsburgh's 4th choice, 94th overall, in 1982 Entry Draft



Season-Team	League	Regular Season					Playoffs				
		GP	G	A	PTS	PIM	GP	G	A	PTS	PIM
1980-81 Ft. Saskatchewan	SJHL	54	33	49	82	49	—	—	—	—	—
1981-82 Portland	WCHL	49	19	23	42	32	15	5	6	11	13
1982-83 Portland	WCHL	70	54	65	119	39	14	12	15	27	4
1983-84 Portland	WCHL	66	44	69	113	24	—	—	—	—	—
<b>1983-84 Pittsburgh</b>	<b>NHL</b>	<b>3</b>	<b>0</b>	<b>0</b>	<b>0</b>	<b>0</b>	—	—	—	—	—
<b>NHL Totals</b>		<b>3</b>	<b>0</b>	<b>0</b>	<b>0</b>	<b>0</b>	—	—	—	—	—
<b>PGH Totals</b>		<b>—</b>	<b>3</b>	<b>0</b>	<b>0</b>	<b>0</b>	—	—	—	—	—

**RODNEY SCHUTT (ROD)**

Left Wing 5'10" 185 lbs.  
 Age: 28 (October 13, 1956)  
 Born: Bancroft, Ontario  
 Shoots: Left  
 Acquired: Trade with Montreal in 1978  
 Drafted: Montreal's 2nd choice, 13th overall, in 1976 Amateur Draft.



Season Team	League	Regular Season					Playoffs				
		GP	G	A	PTS	PIM	GP	G	A	PTS	PIM
1976-77 Nova Scotia	AHL	80	33	51	84	56	12	8	8	16	4
1977-78 Nova Scotia	AHL	77	36	44	80	57	11	4	7	11	2
<b>1977-78 Montreal</b>	<b>NHL</b>	<b>2</b>	<b>0</b>	<b>0</b>	<b>0</b>	<b>0</b>	—	—	—	—	—
<b>1978-79 PITTSBURGH</b>	<b>NHL</b>	<b>74</b>	<b>24</b>	<b>21</b>	<b>45</b>	<b>33</b>	<b>7</b>	<b>2</b>	<b>0</b>	<b>2</b>	<b>4</b>
<b>1979-80 PITTSBURGH</b>	<b>NHL</b>	<b>73</b>	<b>18</b>	<b>21</b>	<b>39</b>	<b>43</b>	<b>5</b>	<b>2</b>	<b>1</b>	<b>3</b>	<b>6</b>
<b>1980-81 PITTSBURGH</b>	<b>NHL</b>	<b>80</b>	<b>25</b>	<b>35</b>	<b>60</b>	<b>55</b>	<b>5</b>	<b>3</b>	<b>3</b>	<b>6</b>	<b>16</b>
1981-82 Erie	AHL	35	12	15	27	40	—	—	—	—	—
<b>1981-82 PITTSBURGH</b>	<b>NHL</b>	<b>35</b>	<b>9</b>	<b>12</b>	<b>21</b>	<b>42</b>	<b>5</b>	<b>1</b>	<b>2</b>	<b>3</b>	<b>0</b>
1982-83 Baltimore	AHL	64	34	53	87	24	—	—	—	—	—
<b>1982-83 PITTSBURGH</b>	<b>NHL</b>	<b>5</b>	<b>0</b>	<b>0</b>	<b>0</b>	<b>0</b>	—	—	—	—	—
1983-84 Baltimore	AHL	36	15	19	34	48	10	3	1	4	22
<b>1983-84 PITTSBURGH</b>	<b>NHL</b>	<b>11</b>	<b>1</b>	<b>3</b>	<b>4</b>	<b>4</b>	—	—	—	—	—
<b>NHL Totals</b>		<b>280</b>	<b>77</b>	<b>92</b>	<b>149</b>	<b>177</b>	<b>22</b>	<b>8</b>	<b>6</b>	<b>14</b>	<b>26</b>
<b>PGH Totals</b>		<b>278</b>	<b>77</b>	<b>92</b>	<b>149</b>	<b>177</b>	<b>22</b>	<b>8</b>	<b>6</b>	<b>14</b>	<b>26</b>

Traded to PITTSBURGH by MONTREAL for Pittsburgh's first-round choice (Mark Hunter) in the 1981 Entry Draft, October 18, 1978.

**GREG TEBBUTT**

Defense 6'2" 215 lbs.  
 Age: 27 (March 11, 1957)  
 Born: N. Vancouver  
 Shoots: Left  
 Acquired: Signed as Free Agent in 1983  
 Drafted: Minnesota's 7th choice, 130th over-all in 1977 Amateur Draft.



Season Team	League	Regular Season					Playoffs				
		GP	G	A	PTS	PIM	GP	G	A	PTS	PIM
1978-79 Birmingham	WHA	38	2	5	7	83	—	—	—	—	—
1978-79 Binghamton	AHL	33	8	9	17	50	—	—	—	—	—
<b>1979-80 Quebec</b>	<b>NHL</b>	<b>2</b>	<b>0</b>	<b>1</b>	<b>1</b>	<b>4</b>	—	—	—	—	—
1979-80 Syracuse	AHL	13	2	3	5	35	—	—	—	—	—
1979-80 Erie	EHL	48	20	53	73	138	—	—	—	—	—
1980-81 Erie	EHL	35	16	37	53	93	—	—	—	—	—
1981-82 Ft. Wayne	IHL	49	13	34	47	148	—	—	—	—	—
1982-83 Baltimore	AHL	80	28	56	84	140	—	—	—	—	—
1983-84 Baltimore	AHL	44	12	42	54	125	10	0	6	6	20
<b>1983-84 PITTSBURGH</b>	<b>NHL</b>	<b>24</b>	<b>0</b>	<b>2</b>	<b>2</b>	<b>31</b>	—	—	—	—	—
<b>NHL Totals</b>		<b>26</b>	<b>0</b>	<b>3</b>	<b>3</b>	<b>35</b>	—	—	—	—	—
<b>PGH Totals</b>		<b>24</b>	<b>0</b>	<b>2</b>	<b>2</b>	<b>31</b>	—	—	—	—	—

52

**TIMOTHY RAYMOND TOOKEY (Tim)**

Center/Left Wing 5'11" 180 lbs.  
 Age: 24 (August 29, 1960)  
 Born: Edmonton, Alta.  
 Shoots: Left  
 Acquired: Signed as Free Agent in 1983  
 Drafted: Washington's 4th choice, 88th over-all in 1979 Entry Draft



Season Team	League	Regular Season					Playoffs				
		GP	G	A	PTS	PIM	GP	G	A	PTS	PIM
1980-81 Washington	NHL	20	10	13	23	18	—	—	—	—	—
1980-81 Hershey	AHL	47	20	38	58	129	—	—	—	—	—
<b>1981-82 Washington</b>	<b>NHL</b>	<b>28</b>	<b>8</b>	<b>8</b>	<b>16</b>	<b>35</b>	—	—	—	—	—
1981-82 Hershey	AHL	14	4	9	13	10	—	—	—	—	—
1981-82 Fredrickton	AHL	16	6	10	16	16	—	—	—	—	—
<b>1982-83 Quebec</b>	<b>NHL</b>	<b>12</b>	<b>1</b>	<b>6</b>	<b>7</b>	<b>4</b>	—	—	—	—	—
1982-83 Fredrickton	AHL	53	24	43	67	24	9	5	4	9	0
1983-84 Baltimore	AHL	58	16	28	44	25	8	1	1	2	2
<b>1983-84 PITTSBURGH</b>	<b>NHL</b>	<b>8</b>	<b>0</b>	<b>2</b>	<b>2</b>	<b>2</b>	—	—	—	—	—
<b>NHL Totals</b>		<b>68</b>	<b>19</b>	<b>29</b>	<b>48</b>	<b>59</b>	—	—	—	—	—
<b>PGH Totals</b>		<b>8</b>	<b>0</b>	<b>2</b>	<b>2</b>	<b>2</b>	—	—	—	—	—

Traded to QUEBEC by WASHINGTON with Washington's 7th round choice (Daniel Poudrier) in 1982 Entry Draft for Lee Norwood and Quebec's sixth round choice (later traded to Calgary) in 1982 Entry Draft, February 1, 1982.

**BENNETT MARTIN WOLF (BENNETT)**

Defense 6'3" 205 lbs.  
 Age: 25 (October 23, 1959)  
 Born: Kitchener, Ontario  
 Shoots: Right  
 Acquired: 1979 Entry Draft (3rd round)  
 Drafted: Pittsburgh's 2nd choice, 52nd overall, in 1979 Entry Draft.



Season Team	League	Regular Season					Playoffs				
		GP	G	A	PTS	PIM	GP	G	A	PTS	PIM
1979-80 Grand Rapids	IHL	51	3	14	17	417	—	—	—	—	—
1979-80 Syracuse	AHL	—	—	—	—	—	4	0	0	0	39
1980-81 Binghamton	AHL	14	2	2	4	106	—	—	—	—	—
<b>1980-81 PITTSBURGH</b>	<b>NHL</b>	<b>24</b>	<b>0</b>	<b>1</b>	<b>1</b>	<b>94</b>	—	—	—	—	—
1981-82 Erie	AHL	45	0	4	4	153	—	—	—	—	—
<b>1981-82 PITTSBURGH</b>	<b>NHL</b>	<b>1</b>	<b>0</b>	<b>0</b>	<b>0</b>	<b>2</b>	—	—	—	—	—
1982-83 Baltimore	AHL	61	1	10	11	223	—	—	—	—	—
<b>1982-83 PITTSBURGH</b>	<b>NHL</b>	<b>5</b>	<b>0</b>	<b>0</b>	<b>0</b>	<b>37</b>	—	—	—	—	—
1983-84 Baltimore	AHL	63	3	13	16	349	10	0	2	2	24
<b>NHL Totals</b>		<b>30</b>	<b>0</b>	<b>1</b>	<b>1</b>	<b>133</b>	—	—	—	—	—
<b>PGH Totals</b>		<b>30</b>	<b>0</b>	<b>1</b>	<b>1</b>	<b>133</b>	—	—	—	—	—

**WARREN YOUNG**

Center/Left Wing 6'3" 195 lbs.  
 Age: 28 (January 11, 1956)  
 Born: Toronto, Ontario  
 Shoots: Left  
 Acquired: Signed as Free Agent in 1983  
 Drafted: California's 4th choice, 59th over-all, in 1975 Amateur Draft.



Season Team	League	Regular Season					Playoffs				
		GP	G	A	PTS	PIM	GP	G	A	PTS	PIM
1978-79 Oklahoma City	CHL	4	0	1	1	2	—	—	—	—	—
1979-80 Oklahoma City	CHL	13	4	8	12	9	—	—	—	—	—
1979-80 Baltimore	EHL	65	53	53	106	75	—	—	—	—	—
1980-81 Oklahoma City	CHL	77	26	33	59	42	3	1	1	2	7
<b>1981-82 Minnesota</b>	<b>NHL</b>	<b>1</b>	<b>0</b>	<b>0</b>	<b>0</b>	<b>0</b>	—	—	—	—	—
1981-82 Nashville	CHL	60	31	28	59	154	—	—	—	—	—
<b>1982-83 Minnesota</b>	<b>NHL</b>	<b>4</b>	<b>1</b>	<b>1</b>	<b>2</b>	<b>0</b>	—	—	—	—	—
1982-83 Birmingham	CHL	75	26	58	84	144	13	3	3	6	57
1983-84 Baltimore	AHL	59	25	38	63	142	10	2	6	8	18
<b>1983-84 PITTSBURGH</b>	<b>NHL</b>	<b>15</b>	<b>1</b>	<b>7</b>	<b>8</b>	<b>19</b>	—	—	—	—	—
<b>NHL Totals</b>		<b>20</b>	<b>2</b>	<b>8</b>	<b>10</b>	<b>19</b>	—	—	—	—	—
<b>PGH Totals</b>		<b>15</b>	<b>1</b>	<b>7</b>	<b>8</b>	<b>19</b>	—	—	—	—	—

53

# PITTSBURGH PENGUINS DRAFT SELECTIONS

RD	Overall	Name	Pos.	Team	Games Played	
					PGH	NHL
<b>1969</b>						
1.		No Pick — Traded to Boston				
2.	15th	Rick Kessell	C	Oshawa Generals	83	83
3.	26th	Michel Briere	C	Shawinigan Falls Jrs.	76	76
<b>1970</b>						
1.	7th	Greg Polis	LW	Estevan Bruins	256	615
2.	21st	John Stewart	LW	Flin Flon Bombers	40	258
3.	35th	Larry Bignell	D	Edmonton Oil Kings	20	20
<b>1971</b>						
1.		No Pick — Traded to St. Louis for Ron Schock				
2.	18th	Brian McKenzie	C	St. Catherine Black Hawks	6	6
3.	32nd	Joe Norris	D	Toronto Marlboros	35	35
<b>1972</b>						
1.		No Pick — Traded to Minnesota for Bob Woytowich				
2.	24th	Jack Lynch	D	Oshawa Generals	64	382
2.	30th	Bernie Lukowich	LW	New Westminster Bruins	53	53
3.	40th	<b>DENIS HERRON</b>	G	Trois Rivieres Ducs	245	417
<b>1973</b>						
1.	7th	<b>Blaine Stoughton</b>	RW	Flin Flon Bombers	34	526
2.	23rd	Wayne Bianchin	LW	Flin Flon Bombers	265	276
2.	27th	<b>Colin Campbell</b>	D	Peterborough Petes	243	579
3.		No Pick — traded to Detroit for Andy Brown				
<b>1974</b>						
1.	8th	<b>Pierre Larouche</b>	C	Sorel Black Hawks	240	636
2.	27th	Jacques Cossette	RW	Sorel Black Hawks	64	64
3.		No Pick — Traded to Detroit for Nelson DeBenedet				
<b>1975</b>						
1.	13th	Gordon Laxton	G	New Westminster Bruins	17	17
2.	31st	<b>Russ Anderson</b>	D	U. of Minnesota	353	505
3.	49th	<b>Paul Baxter</b>	D	Winnipeg Clubs	202	337
<b>1976</b>						
1.	2nd	Blair Chapman	RW	Saskatoon Blades	227	402
2.	19th	<b>Greg Malone</b>	C	Oshawa Generals	495	573
2.	29th	<b>Peter Marsh</b>	RW	Sherbrooke	0	278
3.	47th	<b>Morris Lukowich</b>	LW	Medicine Hat Tigers	0	384
<b>1977</b>						
1.		No Pick — Traded to Toronto for Rick Kehoe				
2.	30th	<b>JIM HAMILTON</b>	LW	London Knights	84	84
3.	48th	Kim Davis	LW	Flin Flon Bombers	34	36
4.	66th	<b>Mark Johnson</b>	C	U. of Wisconsin	136	298
5.		No Pick				
6.	102nd	<b>Greg Millen</b>	G	Peterborough Petes	135	310
<b>1978</b>						
1.		No Pick — Traded to Philadelphia for Orest Kindrachuk, Ross Lonsberry & Tom Bladon				
2.	25th	Mike Meeker	RW	Peterborough Petes	4	4
3.		No Pick — Traded to Montreal for Don Awrey				
4.	61st	Shane Pearsall	LW	Ottawa 67's	0	0
5.	75th	Rob Garner	C	Toronto Marlboros	1	1
<b>1979</b>						
1.		No Pick — Traded to Washington for Hartland Monahan				
2.	31st	Paul Marshall	LW	Brantford Alexanders	59	95

3.	52nd	<b>BENNETT WOLF</b>	D	Kitchener Rangers	30	30
4.	73rd	Brian Cross	D	Brantford Alexanders	0	0
5.	94th	<b>Nick Ricci</b>	G	Niagara Falls Flyers	19	19
6.	115th	Marc Chorney	D	North Dakota University	139	210

## 1980

1.	9th	<b>MIKE BULLARD</b>	C	Brantford Alexanders	223	223
2.		No Pick — Traded to Chicago for Dale Tallon				
3.	51st	<b>Randy Boyd</b>	D	Ottawa 67's	84	107
4.	72nd	<b>TONY FELTRIN</b>	D	Victoria Cougars	38	38
5.	93rd	<b>DOUG SHEDDEN</b>	RW	Sault Ste. Marie Greyhounds	185	185
6.	114th	<b>Pat Graham</b>	LW	Niagara Falls Flyers	62	102
7.		No Pick — Traded to Winnipeg for future considerations				
8.	156th	<b>ROBERT GEALE</b>	C	Portland Winter Hawks	0	0
9.	177th	BRIAN LUNDBERG	D	U. of Michigan	1	0
10.	198th	Steve McKenzie	D	St. Albert Saints	0	1

## 1981

1.		No Pick — Traded to Montreal for Rod Schutt				
2.	28th	<b>STEVE GATZOS</b>	RW	Sault Ste. Marie Greyhounds	83	83
3.	49th	<b>TOM THORNBURY</b>	D	Niagara Falls Flyers	14	14
4.	70th	<b>NORM SCHMIDT</b>	D	Oshawa Generals	34	34
5.		No Pick — Traded to Washington for Gary Rissling				
6.	109th	Paul Edwards	D	Oshawa Generals	0	0
6.	112th	<b>ROD BUSKAS</b>	D	Medicine Hat Tigers	88	88
7.	133rd	Geoff Wilson	RW	Winnipeg	0	0
8.	154th	<b>MITCH LAMOUREUX</b>	C	Oshawa Generals	8	8
9.	175th	<b>DEAN DEFAZIO</b>	LW	Brantford Alexanders	22	22
10.	196th	<b>DAVID HANNAN</b>	C	Brantford Alexanders	99	99

## 1982

1.	10th	<b>Rich Sutter</b>	RW	Lethbridge Broncos	9	79
2.	38th	<b>TIM HRYNEWICH</b>	LW	Sudbury Wolves	55	55
3.	52nd	<b>TROY LONEY</b>	LW	Lethbridge Broncos	13	13
4.		No Pick — Traded to Toronto for Paul Harrison				
5.	94th	<b>GRANT SASSER</b>	C	Portland Winter Hawks	3	3
6.		No Pick — Traded to Toronto for Greg Hotham				
7.	136th	Grant Couture	D	Lethbridge Broncos	0	0
8.	157th	Peter Derksen	LW	Portland Winter Hawks	0	0
9.	178th	Greg Gravel	C	Windsor Spitfires	0	0
10.	199th	Stu Wenaas	D	Winnipeg	0	0
11.	220th	Chris McCauley	RW	London Knights	0	0
12.	241st	Stan Bautch	G	Hibbing, Minnesota H.S.	0	0

## 1983

1.	15th	<b>BOB ERREY</b>	LW	Peterborough Petes	65	65
2.	22nd	<b>TODD CHARLESWORTH</b>	D	Oshawa Generals	10	10
3.	59th	<b>MIKE ROWE</b>	D	Toronto Marlboros	0	0
4.	64th	<b>FRANK PIETRANGELO</b>	G	U. of Minnesota	0	0
5.		No Pick — Traded to Toronto with Paul Marshall & Kim Davis for Paul Gardner & Dave Burrows				
6.	86th	Pat Emond	C	Hull Olympics	0	0
7.	107th	<b>PAUL AMES</b>	D	Billerica, Mass. H.S.	0	0
8.		No Pick — Traded to Hartford with Russ Anderson for Rick MacLeish				
9.	149th	<b>MARTY KETOLA</b>	RW	Cloquet, Minn. H.S.	0	0
10.	170th	<b>ALEX HAIDY</b>	RW	Sault Ste. Marie	0	0
11.	191st	<b>GARTH HILDEBRAND</b>	LW	Calgary Centennials	0	0
12.	212th	<b>DAVE GOERTZ</b>	D	Regina Pats	0	0

Only first, second and third round choices listed from 1969 through 1976.

**MARIO LEMIEUX**

Center 6'4" 200 lbs.

Age: 19 (October 5, 1965)

Born: Montreal, Quebec

Shoots: Right

Acquired: 1984 Entry Draft (1st round)

Drafted: Pittsburgh's 1st choice, 1st over-all, in 1984 Entry Draft

Season-Team	League	Regular Season					Playoffs				
		GP	G	A	PTS	PIM	GP	G	A	PTS	PIM
1981-82 Laval	QJHL	64	30	66	96	22	18	5	9	14	31
1982-83 Laval	QJHL	66	84	100	184	76	12	14	18	32	18
1983-84 Laval	QJHL	70	133*	149*	282*	92	14	29*	23*	52*	29

**DOUG BODGER**

Defense 6'1" 196 lbs.

Age: 18 (June 18, 1966)

Born: Chemainus, British Columbia

Shoots: Left

Acquired: 1984 Entry Draft (1st round)

Drafted: Pittsburgh's 2nd choice, 9th over-all, in 1984 Entry Draft

Season-Team	League	Regular Season					Playoffs				
		GP	G	A	PTS	PIM	GP	G	A	PTS	PIM
1982-83 Kamloops	WCHL	72	26	66	92	98	7	0	5	5	2
1983-84 Kamloops	WCHL	70	21	77	98	90	17	2	15	17	12

Bodger acquired as part of deal sending Randy Carlyle to Winnipeg for Winnipeg's first round choice in 1984 Entry Draft and Moe Mantha.

**ROGER BELANGER**

Right Wing 6'0" 192 lbs.

Age: 18 (December 1, 1965)

Born: St. Catharines, Ontario

Shoots: Right

Acquired: 1984 Entry Draft (1st round)

Drafted: Pittsburgh's 3rd choice, 16th over-all, in 1984 Entry Draft.

Season-Team	League	Regular Season					Playoffs				
		GP	G	A	PTS	PIM	GP	G	A	PTS	PIM
1982-83 London	OHL	68	17	14	31	53	1	0	0	0	5
1983-84 Kingston	OHL	67	44	46	90	66	—	—	—	—	—

Belanger acquired as part of deal sending Rich Sutter and Pittsburgh's second and third round choice in 1984 Entry Draft to Philadelphia for Mark Taylor, Ron Flockhart, Andy Brickley and Philadelphia's first and third round choices in 1984 Entry Draft.

Pittsburgh's second round pick to Philadelphia.

Pittsburgh's third round pick to Vancouver for Kevin McCarthy.

**MARK TEEVENS**

Right Wing 6'0" 180 lbs.

Age: 18 (June 17, 1966)

Born: Ottawa, Ontario

Shoots: Left

Acquired: 1984 Entry Draft (4th round)

Drafted: Pittsburgh's 4th choice, 64th over-all, in 1984 Entry Draft

Season-Team	League	Regular Season					Playoffs				
		GP	G	A	PTS	PIM	GP	G	A	PTS	PIM
1982-83 Ottawa	Tier II	47	14	26	40	30	—	—	—	—	—
1983-84 Peterborough	OHL	70	27	37	64	70	—	—	—	—	—

**ARTO JAVANAINEN**

Right Wing 6'0" 183 lbs.

Age: 25 (April 8, 1959)

Born: Pori, Finland

Shoots: Right

Acquired: 1984 Entry Draft (5th round)

Drafted: Pittsburgh's 5th choice, 35th over-all, in 1984 Entry Draft

Season-Team	League	Regular Season					Playoffs				
		GP	G	A	PTS	PIM	GP	G	A	PTS	PIM
1981-82 Assat	Finland	36	29	27	56	50	—	—	—	—	—
1982-83 Assat	Finland	36	28	23	51	56	—	—	—	—	—
1983-84 Assat	Finland	37	37	25	62	62	—	—	—	—	—

Pittsburgh's sixth round choice to Edmonton as part of deal sending Kevin McClelland to Edmonton for Tom Roulston.

**TOM RYAN**

Defense 5'11" 180 lbs.

Age: 18 (January 12, 1966)

Born: Newton, Massachusetts

Shoots: Right

Acquired: 1984 Entry Draft (7th round)

Drafted: Pittsburgh's 6th choice, 127th over-all, in 1984 Entry Draft

Season-Team	League	Regular Season					Playoffs				
		GP	G	A	PTS	PIM	GP	G	A	PTS	PIM
1983-84 Newton North	H.S.	—	—	—	—	—	—	—	—	—	—

Pittsburgh's eighth round choice traded to St. Louis as part of deal for Gary Edwards.

**JOHN DEL COL**

Left Wing 5'10" 190 lbs.

Age: 19 (May 11, 1965)

Born: St. Catharines, Ontario

Shoots: Left

Acquired: 1984 Entry Draft (9th round)

Drafted: Pittsburgh's 7th choice, 169th over-all, in 1984 Entry Draft

Season-Team	League	Regular Season					Playoffs				
		GP	G	A	PTS	PIM	GP	G	A	PTS	PIM
1982-83 St. Catharines	Jr. B	36	32	32	64	65	—	—	—	—	—
1983-84 Toronto	OHL	67	22	24	46	94	—	—	—	—	—

**STEVE HURT**

Right Wing 6'3" 185 lbs.

Age: 18 (March 28, 1966)

Born: St. Paul, Minnesota

Shoots: Right

Acquired: 1984 Entry Draft (10th round)

Drafted: Pittsburgh's 8th choice, 189th over-all, in 1984 Entry Draft

Season-Team	League	Regular Season					Playoffs				
		GP	G	A	PTS	PIM	GP	G	A	PTS	PIM
1982-83 Hill Murray	H.S.	—	—	—	—	—	—	—	—	—	—
1983-84 Hill Murray	H.S.	26	20	16	36	10	—	—	—	—	—

**JIM STEEN**

Center 6'2" 190 lbs.

Age: 18 (January 26, 1966)

Shoots: Left


Acquired: 1984 Entry Draft (11th round)

Drafted: Pittsburgh's 9th choice, 210th over-all, in 1984 Entry Draft

**MARK ZILLOTTO**

Left Wing 6'1" 175 lbs.

Drafted: Pittsburgh's 10th choice, 250th over-all in 1984 Entry Draft



### 1983-84 PENGUIN SCORING STATISTICS

	GP	G	A	PTS	PIM	SOG	PCT	+/-
Mike Bullard	76*	51*	41*	92*	57	213*	23.9*	-33
Doug Shedden	67	22	35	57	20	159	13.8	-38
Mark Taylor, Phil.	1	0	0	0	0	0	0.0	-
Pittsburgh	59	24	31	55	24	107	22.4	-20
<b>TOTAL</b>	<b>60</b>	<b>24</b>	<b>31</b>	<b>55</b>	<b>24</b>	<b>107</b>	<b>22.4</b>	<b>-20</b>
Ron Flockhart, Phil.	8	0	3	3	4	12	0.0	+1
Pittsburgh	68	27	18	45	40	202	13.4	-19
<b>TOTAL</b>	<b>76</b>	<b>27</b>	<b>21</b>	<b>48</b>	<b>44</b>	<b>214</b>	<b>12.6</b>	<b>-18</b>
Rick Kehoe	57	18	27	45	8	156	11.5	-20
Tom Roulston, Edm.	24	5	7	12	16	38	13.2	-
Pittsburgh	53	11	17	28	8	110	10.0	-31
<b>TOTAL</b>	<b>77</b>	<b>16</b>	<b>24</b>	<b>40</b>	<b>24</b>	<b>148</b>	<b>10.8</b>	<b>-31</b>
Pat Boutette	73	14	26	40	142	107	13.1	-58
Andy Brickley	50	18	20	38	9	75	24.0*	-7
Kevin McCarthy, Van.	47	2	14	16	61	44	4.5	-8
Pittsburgh	31	4	16	20	52	57	7.0	-32
<b>TOTAL</b>	<b>78</b>	<b>6</b>	<b>30</b>	<b>36</b>	<b>113</b>	<b>101</b>	<b>5.9</b>	<b>-40</b>
Greg Hotham	76*	5	25	30	59	120	4.2	-25
Randy Carlyle*	50	3	23	26	82	107	2.8	-25
Bob Errey	65	9	13	22	29	84	10.7	-20
Norm Schmidt	34	6	12	18	12	56	10.7	-1
Bryan Maxwell, Wpg.	3	0	3	3	27	6	0.0	+1
Pittsburgh	45	3	12	15	84	55	5.5	+2*
<b>TOTAL</b>	<b>48</b>	<b>3</b>	<b>15</b>	<b>18</b>	<b>111</b>	<b>61</b>	<b>4.9</b>	<b>+3</b>
Gary Rissling	47	4	13	17	297*	40	10.0	-9
Tom O'Regan	51	4	10	14	8	44	9.1	-22
Greg Fox, Chi.	24	0	5	5	31	15	0.0	-
Pittsburgh	49	2	5	7	66	27	7.4	-42
<b>TOTAL</b>	<b>73</b>	<b>2</b>	<b>10</b>	<b>12</b>	<b>97</b>	<b>42</b>	<b>4.8</b>	<b>-42</b>
Tim Hrynewich	25	4	5	9	34	24	16.7	-10
Marty McSorley	72	2	7	9	224	75	2.7	-39
Tom Thornbury	14	1	8	9	16	44	2.3	-19
Warren Young	15	1	7	8	19	12	8.3	-2
Steve Gatzos	23	3	3	6	15	29	10.3	-9
Kevin McClelland*	24	2	4	6	62	40	5.0	-7
Rod Buskas	47	2	4	6	60	39	5.1	-18
Bob Gladney	13	1	5	6	2	15	6.7	-1
Ted Bulley	26	3	2	5	12	27	11.1	-14
Dave Hannan	24	2	3	5	33	21	9.5	-2
Paul Gardner	16	0	5	5	6	21	0.0	-4
Jim Hamilton	11	2	2	4	4	21	9.5	+2
Rod Schutt	11	1	3	4	4	13	7.7	-
Rocky Saganjuk	29	1	3	4	37	30	3.3	-12
Darren Lowe*	8	1	2	3	0	14	7.1	-5
Andre St. Laurent*	8	2	0	2	21	13	15.4	-3
Mitch Lamoureux	8	1	1	2	6	13	7.7	-6
Tim Tookey	8	0	2	2	2	7	0.0	-2
Dean DeFazio	22	0	2	2	28	12	0.0	-11
Greg Tebbutt	24	0	2	2	31	38	0.0	-26
Marc Chorney*	4	0	1	1	8	5	0.0	-4
Phil Bourque	5	0	1	1	12	6	0.0	-2
Randy Boyd*	5	0	1	1	6	14	0.0	-2
Michel Dion	30	0	1	1	2	**	**	**
Grant Sasser	3	0	0	0	0	2	0.0	-2
Vincent Tremblay	4	0	0	0	0	**	**	**
Rich Sutter*	5	0	0	0	0	2	0.0	-2
Todd Charlesworth	10	0	0	0	8	6	0.0	-7
Troy Loney	13	0	0	0	9	5	0.0	-7
Roberto Romano	18	0	0	0	0	**	**	**
Denis Herron	38	0	0	0	21	**	**	**
Bench					14			
<b>TOTAL</b>	<b>80</b>	<b>254</b>	<b>418</b>	<b>672</b>	<b>1,693</b>	<b>2,267</b>	<b>11.2</b>	<b>**</b>

\*Traded or, waived from Pittsburgh during 1983-84 season

### 1983-84 INDIVIDUAL SCORING BREAKDOWN

NAME	WG	TG	GF	PPG	SHG	H	A	1H	2H	TOT
Pat Boutette	1	1	1	10	0	4	10	8	6	14
Andy Brickley	2	0	3	7	1	12	6	8	10	18
Mike Bullard	0	2*	11*	15*	0	30*	21*	26*	25*	51*
Ted Bulley	1	0	1	0	0	1	2	3	0	3
Rod Buskas	0	0	1	1	0	1	1	2	0	2
Randy Carlyle	1	0	1	0	0	2	1	3	0	3
Bob Errey	0	0	1	1	0	2	7	4	5	9
Ron Flockhart	1	1	4	5	0	13	14	12	15	27
Greg Fox	0	0	0	0	0	1	1	1	1	2
Steve Gatzos	1	0	0	0	0	2	1	3	0	3
Bob Gladney	0	0	0	0	0	0	1	1	0	1
Jim Hamilton	0	0	0	1	0	1	1	2	0	2
Dave Hannan	1	0	1	0	1	1	1	2	0	2
Greg Hotham	0	0	0	3	0	4	1	2	3	5
Tim Hrynewich	2	0	1	0	0	3	1	0	4	4
Rick Kehoe	3*	0	1	7	0	8	10	15	3	18
Mitch Lamoureux	0	0	0	0	0	0	1	1	0	1
Darren Lowe	0	0	0	0	0	0	1	0	1	1
Bryan Maxwell	0	0	1	0	0	3	0	2	1	3
Kevin McCarthy	0	0	0	1	0	2	2	0	4	4
Kevin McClelland	0	1	0	0	2*	1	1	2	0	2
Marty McSorley	0	0	0	0	0	1	1	0	2	2
Tom O'Regan	0	0	0	0	0	3	1	1	3	4
Gary Rissling	1	0	1	1	0	1	3	1	3	4
Tom Roulston	0	0	2	3	0	4	7	3	8	11
Rocky Saganjuk	0	0	0	0	0	1	0	1	0	1
Andre St. Laurent	0	0	1	0	1	2	0	2	0	2
Norm Schmidt	0	0	2	0	0	4	2	0	6	6
Rod Schutt	0	0	0	0	0	1	0	1	0	1
Doug Shedden	1	1	0	6	1	12	10	4	18	22
Mark Taylor	1	0	5	9	1	10	14	14	10	24
Tom Thornbury	0	0	0	0	0	1	0	0	1	1
Warren Young	0	0	0	0	0	1	0	1	0	1
<b>TOTAL</b>	<b>16</b>	<b>6</b>	<b>38</b>	<b>70</b>	<b>7</b>	<b>132</b>	<b>122</b>	<b>125</b>	<b>129</b>	<b>254</b>

1983-84	GP	MP	GF	GA	ENG	SO	AVG	W-L-T	SPCT
Denis Herron (Home)	22	1189	61	77	5	0	3.89	3-16-2	.885
Denis Herron (Away)	16	838	52	61	2	1	4.37	5-8-0	.884
<b>Denis Herron (Total)</b>	<b>38</b>	<b>2027</b>	<b>113</b>	<b>138</b>	<b>7</b>	<b>1</b>	<b>4.08</b>	<b>8-24-2</b>	<b>.885</b>
Roberto Romano (Home)	8	438	29	31	0	1	4.25	3-4-0	.879
Roberto Romano (Away)	10	582	26	47	0	0	4.85	3-7-0	.874
<b>Roberto Romano (Total)</b>	<b>18</b>	<b>1020</b>	<b>55</b>	<b>78</b>	<b>0</b>	<b>1</b>	<b>4.59</b>	<b>6-11-0</b>	<b>.876</b>
Michel Dion (Home)	16	797	42	67	2	0	5.04	1-9-2	.856
Michel Dion (Away)	14	756	29	71	2	0	5.63	1-10-2	.847
<b>Michel Dion (Total)</b>	<b>30</b>	<b>1553</b>	<b>71</b>	<b>138</b>	<b>4</b>	<b>0</b>	<b>5.33</b>	<b>2-19-4</b>	<b>.852</b>
Vincent Tremblay (Away)	4	240	15	24	1	0	6.00	0-4-0	.830
<b>Vincent Tremblay (Total)</b>	<b>4</b>	<b>240</b>	<b>15</b>	<b>24</b>	<b>1</b>	<b>0</b>	<b>6.00</b>	<b>0-4-0</b>	<b>.830</b>
Home Total	40	2424	132	175	7	1	4.50	7-29-4	.870
Away Total	40	2416	122	203	5	1	5.17	9-29-2	.862
<b>TOTAL</b>	<b>80</b>	<b>4840</b>	<b>254</b>	<b>378</b>	<b>12</b>	<b>2</b>	<b>4.69</b>	<b>16-58-6</b>	<b>.866</b>

(390)



1983-84 MULTIPLE POINT GAMES

PLAYER	2G	3G	2A	3A	4A	2PT	3PT	4PT	5PT	TOTAL
Bullard	12	1	5	3	0	17	10	1	0	28
Shedden	3	0	7	2	0	15	2	0	0	17
Taylor	4	1	8	0	0	12	5	0	0	17
Boutette	1	0	4	0	0	9	1	0	0	10
Kehoe	0	0	3	1	0	7	3	0	0	10
Flockhart	1	0	1	0	0	7	0	0	0	7
Brickley	1	1	2	1	0	4	3	0	0	7
Hotham	0	0	3	0	0	5	0	0	0	5
Roulston	2	0	2	0	0	3	1	0	0	4
Carlyle	0	0	2	0	1	3	0	1	0	4
Errey	1	0	3	0	0	4	0	0	0	4
McCarthy	0	0	1	1	0	1	2	0	0	3
Rissling	0	0	2	0	0	3	0	0	0	3
Thornbury	0	0	2	0	0	2	0	0	0	2
Gatzos	1	0	0	0	1	0	0	0	1	1
Gardner	0	0	1	0	0	1	0	0	0	1
Maxwell	0	0	1	0	0	1	0	0	0	1
Gladney	0	0	0	0	0	1	0	0	0	1
Hamilton	0	0	0	0	0	1	0	0	0	1
Hrynewich	0	0	1	0	0	1	0	0	0	1
Lowe	0	0	0	0	0	1	0	0	0	1
McClelland	0	0	0	0	0	1	0	0	0	1
McSorley	0	0	1	0	0	1	0	0	0	1
O'Regan	0	0	0	0	0	1	0	0	0	1
Schmidt	0	0	0	0	0	1	0	0	0	1
TOTAL	26	3	49	8	1	103	27	2	0	132

PITTSBURGH ALL TIME MULTIPLE-POINT GAMES

PLAYER	2G	3G	2A	3A	4A	2PT	3PT	4PT	5PT	TOTAL
Kehoe	40	8	46	7	1*	119	32	6	3	160
Bullard	21	1	14	3	0	39	17	2	0	58
Boutette	6	2	12	2	1	29	10	0	1	40
Shedden	7	1	15	3	0	32	6	2	0	40
Schutt	7	0	11	1	0	26	7	0	0	33
Taylor	4	1	8	0	0	12	5	0	0	17
Hotham	0	0	9	0	1	13	0	1	0	14
Gatzos	3	0	3	0	0	7	2	0	0	9
Flockhart	1	0	1	0	0	7	0	0	0	7
Brickley	1	1	2	1	0	4	3	0	0	7
Hannan	0	0	2	0	0	6	0	0	0	6
Rissling	0	0	2	0	0	6	0	0	0	6
Hamilton	1	0	3	0	0	5	0	0	0	5
Errey	1	0	3	0	0	4	0	0	0	4
Roulston	2	0	2	0	0	3	1	0	0	4
McCarthy	0	0	1	1	0	1	2	0	0	3
Hrynewich	0	0	1	0	0	2	0	0	0	2
Thornbury	0	0	2	0	0	2	0	0	0	2
Buskas	0	0	0	0	0	1	0	0	0	1
Dion	0	0	1	0	0	1	0	0	0	1
Maxwell	0	0	1	0	0	1	0	0	0	1
McSorley	0	0	1	0	0	1	0	0	0	1
O'Regan	0	0	0	0	0	1	0	0	0	1
Schmidt	0	0	0	0	0	1	0	0	0	1

\*includes 5-assist game

PITTSBURGH SCORING VS NHL 1983-84

NAME	NYI	NJ	PHIL	WAS	BOS	BUFF	ADAMS DIVISION	MTL	QUE	CAL	EDM	LA	SWITHE DIVISION	VAN	WPG	CHI	DET	MORRIS DIVISION	MIN	STL	TOR	TOTAL
Bullard	5-3	5-8	6-5	2-1	0-2	2-0	G-A	1-1	0-3	G-A	2-2	3-1	G-A	4-1	G-A	1-0	2-1	G-A	0-1	3-3	1-1	51-41-92
Shedden	0-8	3-2	4-2	0-0	1-0	3-1	G-A	1-1	1-3	G-A	0-0	1-1	G-A	0-3	G-A	0-2	0-2	G-A	0-1	0-1	0-2	22-35-57
Taylor	1-1	2-5	3-3	0-0	0-0	0-3	G-A	1-1	1-1	G-A	1-2	2-1	G-A	0-0	G-A	1-0	1-0	G-A	1-2	0-1	0-2	24-31-65
Kehoe	3-3	2-2	1-3	0-2	0-4	0-1	G-A	1-1	0-0	G-A	3-0	2-0	G-A	2-0	G-A	1-0	1-1	G-A	2-0	0-0	0-0	27-18-45
Boutette	2-0	1-2	2-2	0-0	0-0	0-0	G-A	0-0	1-0	G-A	0-0	0-1	G-A	0-0	G-A	1-1	1-3	G-A	0-0	0-1	0-0	18-27-45
Brickley	0-4	0-1	0-2	0-0	1-0	DNP	G-A	0-1	1-0	G-A	2-2	0-2	G-A	1-2	G-A	1-1	2-2	DNP	0-1	0-1	0-0	14-26-40
Roulston	1-0	0-1	1-5	0-1	0-2	1-0	G-A	0-2	0-0	G-A	0-1	0-0	G-A	1-1	G-A	0-0	0-0	G-A	0-1	0-1	0-0	5-25-30
Carlyle	0-3	0-3	0-5	0-2	0-2	0-0	G-A	1-1	0-0	G-A	0-0	0-0	G-A	0-3	G-A	0-0	0-0	G-A	0-1	0-1	0-0	11-17-28
Errey	0-3	0-1	0-2	0-0	0-2	0-0	G-A	0-1	0-1	G-A	0-1	0-1	G-A	0-1	G-A	0-0	0-1	G-A	0-1	0-1	0-0	3-23-26
McCarthy	0-2	0-1	0-2	0-0	DNP	G-A	0-2	0-0	0-0	G-A	0-0	0-1	G-A	0-0	G-A	0-0	0-0	G-A	0-1	0-0	0-0	9-13-22
Rissling	1-1	1-1	1-0	0-0	0-1	0-0	G-A	0-0	0-1	G-A	0-0	0-1	G-A	0-0	G-A	0-0	0-1	G-A	0-0	0-0	0-0	4-16-20
Maxwell	0-0	0-0	0-0	0-0	0-0	0-0	G-A	0-0	0-0	G-A	0-0	0-0	G-A	0-0	G-A	0-0	0-0	G-A	0-0	0-0	0-0	4-13-17
O'Regan	0-0	0-0	0-0	0-0	0-0	0-0	G-A	0-0	0-0	G-A	0-0	0-0	G-A	0-0	G-A	0-0	0-0	G-A	0-0	0-0	0-0	3-12-15
Hrynewich	0-0	0-0	0-0	0-0	0-0	0-0	G-A	0-0	0-0	G-A	0-0	0-0	G-A	0-0	G-A	0-0	0-0	G-A	0-0	0-0	0-0	4-5-9
Thornbury	0-0	0-0	0-0	0-0	0-0	0-0	G-A	0-0	0-0	G-A	0-0	0-0	G-A	0-0	G-A	0-0	0-0	G-A	0-0	0-0	0-0	1-2-8
Young	0-0	0-0	0-0	0-0	0-0	0-0	G-A	0-0	0-0	G-A	0-0	0-0	G-A	0-0	G-A	0-0	0-0	G-A	0-0	0-0	0-0	1-2-8
Fox	0-0	0-0	0-0	0-0	0-0	0-0	G-A	0-0	0-0	G-A	0-0	0-0	G-A	0-0	G-A	0-0	0-0	G-A	0-0	0-0	0-0	1-2-8
Buskas	0-0	0-0	0-0	0-0	0-0	0-0	G-A	0-0	0-0	G-A	0-0	0-0	G-A	0-0	G-A	0-0	0-0	G-A	0-0	0-0	0-0	1-2-8
McClelland	0-0	0-0	0-0	0-0	0-0	0-0	G-A	0-0	0-0	G-A	0-0	0-0	G-A	0-0	G-A	0-0	0-0	G-A	0-0	0-0	0-0	1-2-8
Rouley	0-0	0-0	0-0	0-0	0-0	0-0	G-A	0-0	0-0	G-A	0-0	0-0	G-A	0-0	G-A	0-0	0-0	G-A	0-0	0-0	0-0	1-2-8
Gardner	0-0	0-0	0-0	0-0	0-0	0-0	G-A	0-0	0-0	G-A	0-0	0-0	G-A	0-0	G-A	0-0	0-0	G-A	0-0	0-0	0-0	1-2-8
Hamilton	0-0	0-0	0-0	0-0	0-0	0-0	G-A	0-0	0-0	G-A	0-0	0-0	G-A	0-0	G-A	0-0	0-0	G-A	0-0	0-0	0-0	1-2-8
Schutt	0-0	0-0	0-0	0-0	0-0	0-0	G-A	0-0	0-0	G-A	0-0	0-0	G-A	0-0	G-A	0-0	0-0	G-A	0-0	0-0	0-0	1-2-8
Spagnoli	0-0	0-0	0-0	0-0	0-0	0-0	G-A	0-0	0-0	G-A	0-0	0-0	G-A	0-0	G-A	0-0	0-0	G-A	0-0	0-0	0-0	1-2-8
Lowe	0-0	0-0	0-0	0-0	0-0	0-0	G-A	0-0	0-0	G-A	0-0	0-0	G-A	0-0	G-A	0-0	0-0	G-A	0-0	0-0	0-0	1-2-8
St. Laurent	0-0	0-0	0-0	0-0	0-0	0-0	G-A	0-0	0-0	G-A	0-0	0-0	G-A	0-0	G-A	0-0	0-0	G-A	0-0	0-0	0-0	1-2-8
Lamoureux	0-0	0-0	0-0	0-0	0-0	0-0	G-A	0-0	0-0	G-A	0-0	0-0	G-A	0-0	G-A	0-0	0-0	G-A	0-0	0-0	0-0	1-2-8
Topley	0-0	0-0	0-0	0-0	0-0	0-0	G-A	0-0	0-0	G-A	0-0	0-0	G-A	0-0	G-A	0-0	0-0	G-A	0-0	0-0	0-0	1-2-8
Defazio	0-0	0-0	0-0	0-0	0-0	0-0	G-A	0-0	0-0	G-A	0-0	0-0	G-A	0-0	G-A	0-0	0-0	G-A	0-0	0-0	0-0	1-2-8
Teabutt	0-0	0-0	0-0	0-0	0-0	0-0	G-A	0-0	0-0	G-A	0-0	0-0	G-A	0-0	G-A	0-0	0-0	G-A	0-0	0-0	0-0	1-2-8
Chorney	0-0	0-0	0-0	0-0	0-0	0-0	G-A	0-0	0-0	G-A	0-0	0-0	G-A	0-0	G-A	0-0	0-0	G-A	0-0	0-0	0-0	1-2-8
Bourque	0-0	0-0	0-0	0-0	0-0	0-0	G-A	0-0	0-0	G-A	0-0	0-0	G-A	0-0	G-A	0-0	0-0	G-A	0-0	0-0	0-0	1-2-8
Boyd	0-0	0-0	0-0	0-0	0-0	0-0	G-A	0-0	0-0	G-A	0-0	0-0	G-A	0-0	G-A	0-0	0-0	G-A	0-0	0-0	0-0	1-2-8
TOTAL	28-50	28-50	21-38	12-17	7-13	9-14	11-17	6-11	8-14	10-16	8-15	15-20	12-18	13-20	7-9	11-14	11-14	11-21	7-11	8-14	8-14	254-416-972

### 1983-84 NHL SCORING LEADERS

NAME — TEAM	GP	G	A	PTS	+/-	PPG	SHG	GWG
Wayne Gretzky, Edmonton	74	87	118	205	+76	20	12	11
Paul Coffey, Edmonton	80	40	86	126	+52	14	1	4
Michel Goulet, Quebec	75	56	65	121	+62	11	2	16
Peter Stastny, Quebec	80	46	73	119	+22	11	0	4
Mike Bossy, NY Islanders	67	51	67	118	+66	6	0	11
Barry Pederson, Boston	80	39	77	116	+27	10	3	7
Jari Kurri, Edmonton	64	52	61	113	+38	10	5	4
Bryan Trottier, NY Islanders	68	40	71	111	+70	7	3	4
Bernie Federko, St. Louis	79	41	66	107	-3	14	0	4
Rick Middleton, Boston	80	47	58	105	+26	16	4	6
Dale Hawerchuk, Winnipeg	80	37	65	102	-14	10	0	4
Mark Messier, Edmonton	73	37	64	101	+40	7	4	7
Glenn Anderson, Edmonton	80	54	45	99	+41	11	4	11
Ray Bourque, Boston	78	31	65	96	+51	12	1	5
Bernie Nicholls, Los Angeles	78	41	54	95	-21	8	4	2
Denis Savard, Chicago	75	37	57	94	-13	12	0	5
Tim Kerr, Philadelphia	79	54	39	93	+30	9	0	5
Rick Vaive, Toronto	76	52	41	93	-14	17	0	6

#### GOALS

Wayne Gretzky, Edmonton	87
Michel Goulet, Quebec	56
Glenn Anderson, Edmonton	54
Tim Kerr, Philadelphia	54
Rick Vaive, Toronto	52
Jari Kurri, Edmonton	52

#### POWER PLAY GOALS

Wayne Gretzky, Edmonton	20
John Ogradnick, Detroit	19
Pierre Larouche, NY Rangers	19
Tony Tanti, Vancouver	19

#### GAME WINNING GOALS

Michel Goulet, Quebec	16
Glenn Anderson, Edmonton	11
Wayne Gretzky, Edmonton	11
Mike Bossy, NY Islanders	11

#### SHOTS

Ray Bourque, Boston	340
Wayne Gretzky, Edmonton	324
Brian Propp, Philadelphia	301
Reijo Ruotsalainen, NY Rangers	287
Mike Gartner, Washington	286

#### SHOOTING PERCENTAGE

Wayne Gretzky, Edmonton	26.9
Jari Kurri, Edmonton	26.8
Greg Gilbert, NY Islanders	26.3
John Tonelli, NY Islanders	25.7

#### ASSISTS IN CONSECUTIVE GAMES

Wayne Gretzky, Edmonton	17
Jari Kurri, Edmonton	15
Paul Coffey, Edmonton	11
Denis Potvin, NY Islanders	11

#### ASSISTS

Wayne Gretzky, Edmonton	118
Paul Coffey, Edmonton	86
Barry Pederson, Boston	77
Peter Stastny, Quebec	73
Bryan Trottier, NY Islanders	71
Mike Bossy, NY Islanders	67

#### SHORTHANDED GOALS

Wayne Gretzky, Edmonton	12
Kent Nilsson, Calgary	9
Guy Carbonneau, Montreal	7
Four players tied with	5

#### GAME TYING GOALS

Bill Gardner, Chicago	4
Peter Stastny, Quebec	4
Four players tied with	3

#### FIRST GOALS

Mike Bullard, Pittsburgh	11
Rick Vaive, Toronto	10
Tony Tanti, Vancouver	8
Dave Christian, Washington	8
Wayne Gretzky, Edmonton	8

#### GOALS IN CONSECUTIVE GAMES

Michel Goulet, Quebec	9
Wayne Gretzky, Edmonton	8
Kent Nilsson, Calgary	8

#### POINTS IN CONSECUTIVE GAMES

Wayne Gretzky, Edmonton	51
Mike Bossy, NY Islanders	19
Peter Stastny, Quebec	19
Jari Kurri, Edmonton	18

### 1983-84 NHL LEADING GOALTENDERS

NAME — TEAM	GP	MINS	GA	SO	AVG	W-L-T	SPCT
Pat Riggin	41	2299	102	4	2.66	21-14-2	.889
Al Jensen	43	2414	117	4	2.91	25-13-3	.882
<b>WASHINGTON TOTAL</b>	<b>80</b>	<b>4834</b>	<b>226</b>	<b>8</b>	<b>2.81</b>	<b>48-27-5</b>	<b>.885</b>
Tom Barrasso	42	2475	117	2	2.84	26-12-3	.893
Bob Sauve	40	2375	138	0	3.49	22-13-4	.869
<b>BUFFALO TOAL</b>	<b>80</b>	<b>4850</b>	<b>257</b>	<b>2</b>	<b>3.18</b>	<b>48-25-7</b>	<b>.880</b>
Doug Keans	33	1779	92	2	3.10	19-8-3	.883
Pete Peeters	50	2868	151	0	3.16	29-16-2	.876
<b>BOSTON TOTAL</b>	<b>80</b>	<b>4833</b>	<b>261</b>	<b>2</b>	<b>3.24</b>	<b>49-25-6</b>	<b>.875</b>
Kelly Hrudehy	12	535	28	0	3.14	7-2-0	.903
Roland Melanson	37	2019	110	0	3.27	20-11-2	.902
Billy Smith	42	2279	130	2	3.42	23-13-2	.896
<b>NY ISLANDERS TOTAL</b>	<b>80</b>	<b>4833</b>	<b>269</b>	<b>2</b>	<b>3.34</b>	<b>50-26-4</b>	<b>.899</b>
Dan Bouchard	57	3373	180	1	3.20	29-18-8	.882
Clint Malarchuk	23	1215	80	0	3.95	10-9-2	.865
<b>QUEBEC TOTAL</b>	<b>80</b>	<b>4859</b>	<b>278</b>	<b>2</b>	<b>3.43</b>	<b>42-28-10</b>	<b>.876</b>
Bob Froese	48	2863	150	2	3.14	28-13-7	.887
Pelle Lindbergh	36	1999	135	1	4.05	16-13-3	.860
<b>PHILADELPHIA TOTAL</b>	<b>80</b>	<b>4862</b>	<b>290</b>	<b>3</b>	<b>3.58</b>	<b>44-26-10</b>	<b>.873</b>
Richard Sevigny	40	2203	124	1	3.38	16-18-2	.869
Rick Wamsley	42	2333	144	2	3.70	19-17-3	.852
<b>MONTREAL TOTAL</b>	<b>80</b>	<b>4828</b>	<b>295</b>	<b>3</b>	<b>3.67</b>	<b>35-40-5</b>	<b>.856</b>

### INDIVIDUAL LEADERS

GOALS AGAINST AVERAGE	WINS
Pat Riggin, Washington	30
Tom Barrasso, Buffalo	29
Al Jensen, Washington	29
Doug Keans, Boston	28
Bob Froese, Philadelphia	28
Pete Peeters, Boston	27
Dan Bouchard, Quebec	26
Roland Melanson, NY Islanders	25
Murray Bannerman, Chicago	25
Grant Fuhr, Edmonton	25
Pete Peeters, Boston	25
Dan Bouchard, Quebec	25
Glen Hanlon, NY Rangers	25
Bob Froese, Philadelphia	25
Andy Moog, Edmonton	25
Tom Barrasso, Buffalo	25
Mike Liut, St. Louis	25
Al Jensen, Washington	25
SAVE PERCENTAGE	SHUTOUTS
Roland Melanson, NY Islanders	4
Billy Smith, NY Islanders	4
Tom Barrasso, Buffalo	3
Rejean Lemelin, Calgary	3
Glen Hanlon, NY Rangers	2
Pat Riggin, Washington	1
Murray Bannerman, Chicago	
Bob Froese, Philadelphia	

## PITTSBURGH CAREER SCORING—SEVENTEEN YEARS

1. Rick Kehoe	716	312	322	634	88	95	1	26	15
2. Jean Pronovost	753	316	287	603	306	70	14	42	19
3. Syl Apps	495	151	349	500	241	34	11	20	10
4. Ron Schock	619	124	280	404	201	19	14	17	10
5. Greg Malone	495	143	221	364	496	30	0	13	7
6. Ron Stackhouse	621	66	277	343	547	20	2	8	3
7. Randy Carlyle	397	66	257	323	582	28	4	6	3
8. Lowell MacDonald	328	140	166	306	60	36	0	13	6
9. Pierre Larouche	240	119	134	253	99	31	0	13	8
10. Peter Lee	431	114	131	245	257	22	1	18	4
11. Ken Schinkel	371	93	143	236	86	19	1	14	4
12. Mike Bullard	223	111	92	203	227	28	0	7	2
13. Paul Gardner	207	98	105	203	105	59	0	4	7
14. George Ferguson	310	89	106	195	162	12	12	6	7
15. Bryan Hextall	335	71	115	186	498	21	0	13	4
16. Pat Boutette	233	64	106	170	524	37	2	7	5
17. Rod Schutt	278	76	92	168	177	18	0	12	2
18. Greg Polis	256	88	70	158	146	26	0	5	7
19. Bob Kelly	250	69	85	154	462	12	0	8	5
20. Doug Shedden	185	56	93	149	86	14	2	5	2
21. Keith McCreary	292	82	59	141	199	16	0	10	6
22. Vic Hadfield	163	61	79	140	118	10	4	5	2
23. Dave Burrows	573	24	108	132	301	4	1	5	2
24. Al McDonough	152	56	74	130	46	11	0	8	1
25. Ross Lonsberry	236	56	73	129	150	13	1	3	2
26. Gregg Sheppard	241	50	73	123	113	9	1	6	2
27. Val Fonteyne	349	39	82	121	4	5	3	6	0
28. Orest Kindrachuk	144	38	80	118	181	6	3	2	1
29. Pete Mahovich	117	39	75	114	76	14	2	1	3
30. Mario Faubert	231	21	90	111	222	13	0	3	0
31. Wayne Bianchin	265	68	41	109	130	9	1	10	2
32. Duane Rupp	265	21	83	104	170	4	1	4	0
33. Andy Bathgate	150	35	68	103	89	9	0	7	3
34. Nick Harbaruk	308	40	61	101	257	7	3	6	3
35. Blair Chapman	227	48	51	99	71	6	0	5	1
36. Wally Boyer	203	32	62	94	81	7	0	1	6
37. Paul Baxter	202	25	69	94	851	10	0	3	0
38. Bob Woytowich	248	22	71	93	151	9	3	0	0
39. Russ Anderson	353	15	77	92	684	1	0	3	0
40. Dean Prentice	144	47	42	89	32	19	0	4	2
41. Chuck Arnason	149	46	40	86	50	7	0	7	0
42. Darryl Edestrand	158	25	47	72	140	6	2	5	1
43. Greg Hotham	159	11	61	72	114	5	0	0	0
44. Gary McAdam	140	27	40	67	95	3	0	3	1
45. Dennis Owchar	168	18	49	67	146	2	0	0	0
46. Colin Campbell	243	14	52	66	517	2	1	3	0
47. Bryan Watson	304	8	57	65	871	1	0	0	0
48. Mark Johnson	136	23	39	62	84	2	1	2	1
49. Mike Corrigan	98	22	39	61	46	2	0	1	0
50. Barry Wilkins	133	5	56	61	203	0	1	0	0
51. Earl Ingarfield	90	23	37	60	16	5	1	0	0
52. Pat Price	128	8	52	60	459	2	0	0	0
53. Gene Ubriaco	114	33	26	59	30	7	0	5	1
54. Eddie Shack	87	30	29	59	96	12	0	4	0
55. Mark Taylor	59	24	31	55	24	9	1	1	0
56. Gene Carr	70	17	37	54	76	4	0	2	2
57. Noel Price	143	8	45	53	109	2	0	2	0
58. Pat Hughes	134	28	23	51	239	5	0	2	1
59. Charlie Burns	76	13	38	51	22	1	1	1	1
60. Dunc McCallum	185	14	35	49	228	3	1	2	1
61. Dave Schultz	113	13	34	47	535	0	0	1	1
62. Billy Dea	139	26	20	46	12	3	0	4	1
63. Ron Flockhart	68	27	18	45	40	5	0	1	1

NAME	GAMES	GOALS	ASSISTS	POINTS	PEN	MIN	PPG	SHG	GWG	GTG
64. Paul Andrea	90	18	27	45	4	10	0	2	1	
65. Michel Briere	76	12	32	44	20	4	0	0	3	0
66. Ab McDonald	74	22	21	43	38	6	1	2	2	2
67. Dale Tallon	95	10	33	43	53	6	0	4	0	0
68. Tom Edur	58	5	38	43	18	2	0	1	0	0
69. Leo Boivin	114	14	26	40	100	6	0	2	0	0
70. Bob Paradise	203	7	33	40	209	1	0	0	0	0
71. Nick Libett	121	20	18	38	18	2	1	3	1	
72. Andy Brickley	50	18	20	38	9	7	1	2	0	0
73. Dave Hannan	99	13	25	38	160	2	1	4	0	0
74. Andre St. Laurent	96	23	14	37	130	2	1	1	0	0
75. Glen Sather	122	20	17	37	210	3	0	0	2	
76. Lou Angotti	71	17	20	37	36	3	0	2	2	2
77. Art Stratton	58	16	21	37	16	5	0	2	1	
78. Stan Gilbertson	115	19	17	36	19	3	0	1	0	0
79. Bob McManama	99	11	25	36	28	0	1	1	0	0
80. Tom Bladon	135	6	29	35	99	2	0	1	0	0
81. Steve Gatzos	83	15	18	33	81	3	0	2	0	0
82. Bob Leiter	78	14	17	31	18	5	0	3	2	
83. Rick MacLeish	46	13	17	30	30	2	2	1	0	0
84. Ron Lalonde	108	10	20	30	16	0	1	2	0	0
85. Jim Morrison	132	5	25	30	72	0	0	0	1	
86. Jim Hamilton	84	12	17	29	28	1	0	1	0	0
87. Tom Roulston	53	11	17	28	8	3	0	0	0	0
88. Gary Rissling	129	10	17	27	623	1	0	1	0	0
89. Steve Durbano	66	4	23	27	309	2	0	0	0	0
90. Lew Morrison	214	13	13	26	12	1	3	1	1	
91. Jack Lynch	64	1	25	26	61	0	0	0	0	0
92. Paul Marshall	59	12	12	24	13	2	0	5	1	
93. Jean Guy Lagace	106	4	20	24	119	1	1	1	1	
94. Marc Chorney	139	5	18	23	151	0	0	1	0	0
95. Ab DeMarco	42	9	13	22	8	4	0	1	0	0
96. Bob Errey	65	9	13	22	29	1	0	0	0	0
97. Anders Hakansson	62	9	12	21	26	0	0	1	0	0
98. Randy Boyd	84	4	17	21	126	1	0	0	0	0
99. Billy Speer	102	4	17	21	71	2	0	1	0	0
100. Steve Cardwell	53	9	11	20	35	2	0	2	0	0
101. Brian Spencer	86	9	11	20	81	0	0	1	2	
102. Kevin McClelland	72	8	12	20	139	0	2	0	1	
103. Bob Blackburn	124	8	12	20	105	0	0	2	0	0
104. Billy Harris	55	7	13	20	8	2	0	0	0	0
105. Pat Graham	62	7	13	20	71	0	0	1	0	0
106. Kevin McCarthy	31	4	16	20	52	1	0	0	0	0
107. Rick Kessel	83	2	18	20	4	0	0	0	0	0
108. Bob Simpson	30	10	9	19	4	0	0	1	0	0
109. Bernie Lukowich	53	9	10	19	32	1	0	2	0	0
110. Bob Dillabough	61	7	12	19	20	1	0	0	1	
111. Rene Robert	49	7	11	18	42	3	0	1	0	0
112. Norm Schmidt	34	6	12	18	12	0	0	0	0	0
113. Pete LaFramboise	35	5	13	18	8	3	0	0	0	0
114. Simon Nolet	39	9	8	17	2	1	0	1	1	
115. Bob Rivard	27	5	12	17	4	1	0	1	0	0
116. Tracy Pratt	83	5	12	17	158	0	0	1	1	
117. Ted Snell	55	4	12	16	8	0	0	0	0	0
118. Nick Beverly	67	2	14	16	21	0	0	1	0	0
119. George Konik	52	7	8	15	26	1	0	1	1	
120. Bryan Maxwell	45	3	12	15	84	0	0	0	0	0
121. Jacques Cossette	64	8	6	14	29	2	0	1	0	0
122. Errol Thompson	34	6	8	14	12	0	0	0	0	0
123. Tim Hrynewich	55	6	8	14	82	0	0	2	0	0
124. Tom O'Regan	51	4	10	14	8	0	0	0	0	0
125. Rod Zaine	37	8	5	13	21	2	1	0	1	
126. John Stewart	40	4	9	13	32	1	0	1	0	0

NAME	GAMES	GOALS	ASSISTS	POINTS	PEN MIN	PPG	SHG	GWG	GTG
127. Don Awrey	79	1	12	13	40	0	0	0	0
128. John Flesch	29	7	5	12	19	0	0	2	2
129. Kim Davis	34	5	7	12	47	0	0	2	1
130. Al MacNeil	74	2	10	12	58	0	0	0	0
131. Blaine Stoughton	34	5	6	11	8	0	0	0	0
132. Wayne Hicks	15	4	7	11	2	2	0	1	1
133. Tim Horton	44	2	9	11	40	0	0	0	0
134. Rod Buskas	88	4	6	10	162	2	0	0	0
135. Bob Stewart	65	3	7	10	52	0	0	0	0
136. Nelson DeBenedet	31	6	3	9	11	1	0	0	0
137. Marty McSorley	72	2	7	9	224	0	0	0	0
138. Tom Thornbury	14	1	8	9	16	0	0	0	0
139. Ron Meighan	41	2	6	8	16	1	0	0	0
140. Sheldon Kannegiesser	75	2	6	8	76	0	0	0	0
141. Warren Young	15	1	7	8	19	0	0	0	0
142. Paul Mulvey	27	1	7	8	76	0	0	0	0
143. George Swarbrick	31	1	7	8	36	0	0	0	0
144. Ed Van Impe	22	0	8	8	22	0	0	0	0
145. Tom Cassidy	26	3	4	7	15	0	0	0	0
146. Joe Noris	35	2	5	7	20	1	1	0	0
147. Greg Fox	49	2	5	7	66	0	0	0	0
148. Harvey Bennett	32	3	3	6	53	1	0	1	0
149. Tony Feltrin	39	3	3	6	44	0	0	0	0
150. Bob Gladney	13	1	5	6	2	0	0	0	0
151. Kelly Pratt	22	0	6	6	15	0	0	0	0
152. Denis Herron	245	0	6	6	63	—	—	—	—
153. Ron Snell	7	3	2	5	6	2	0	1	0
154. Ted Bulley	26	3	2	5	12	0	0	1	0
155. Yvon Labre	37	2	3	5	32	0	0	0	0
156. Doug Lecuyer	12	1	4	5	12	0	0	1	0
157. Robin Burns	41	0	5	5	32	0	0	0	0
158. Greg Millen	135	0	5	5	20	—	—	—	—
159. Derek Sanderson	13	3	1	4	0	1	0	0	0
160. Mike McMahon	12	1	3	4	19	1	0	0	0
161. Rocky Saganiuk	29	1	3	4	37	0	0	0	0
162. Jim Wiley	26	0	4	4	2	0	0	0	0
163. Dick Mattiussi	44	0	4	4	32	0	0	0	0
164. Michel Dion	141	0	4	4	14	—	—	—	—
165. Darren Lowe	8	1	2	3	0	0	0	0	0
166. Jim Shires	18	1	2	3	2	0	0	0	0
167. Stan Jonathan	19	0	3	3	13	0	0	0	0
168. Larry Bignell	20	0	3	3	2	0	0	0	0
169. Ron Jones	25	0	3	3	15	0	0	0	0
170. Kim Clackson	45	0	3	3	166	0	0	0	0
171. Michel Plasse	76	0	3	3	24	—	—	—	—
172. Hartland Monahan	7	2	0	2	2	1	0	0	0
173. Billy Hicke	12	2	0	2	6	1	0	0	0
174. Brian McKenzie	6	1	1	2	4	0	0	0	0
175. Doug Barrie	8	1	1	2	8	0	0	0	0
176. Mitch Lamoureux	8	1	1	2	6	0	0	0	0
177. Garry Swain	9	1	1	2	0	0	0	0	1
178. Ed Gilbert	45	1	1	2	0	0	0	0	0
179. Tim Tookey	8	0	2	2	2	0	0	0	0
180. John Arbour	17	0	2	2	35	0	0	0	0
181. Tom Price	19	0	2	2	8	0	0	0	0
182. Dean DeFazio	22	0	2	2	28	0	0	0	0
183. Greg Tebbutt	24	0	2	2	33	0	0	0	0
184. Dunc Wilson	66	0	2	2	21	—	—	—	—
185. Gary Inness	100	0	2	2	4	—	—	—	—
186. Mel Pearson	2	0	1	1	0	0	0	0	0
187. Phil Bourque	5	0	1	1	12	0	0	0	0
188. Roy Edwards	15	0	1	1	0	—	—	—	—
189. Cam Newton	16	0	1	1	6	—	—	—	—
190. Bennett Wolf	30	0	1	1	133	0	0	0	0

NAME	GAMES	GOALS	ASSISTS	POINTS	PEN MIN	PPG	SHG	GWG	GTG
191. Gilles Lupien	31	0	1	1	34	0	0	0	0
192. Jim Rutherford	115	0	1	1	18	—	—	—	—
193. Les Binkley	196	0	1	1	2	—	—	—	—
194. Marv Edwards	1	0	0	0	0	—	—	—	—
195. Rob Garner	1	0	0	0	0	0	0	0	0
196. Brian Lundberg	1	0	0	0	2	0	0	0	0
197. Greg Redquest	1	0	0	0	0	—	—	—	—
198. Paul Hoganson	2	0	0	0	0	—	—	—	—
199. Lex Hudson	2	0	0	0	0	0	0	0	0
200. Bob Taylor	2	0	0	0	0	—	—	—	—
201. Yves Bergeron	3	0	0	0	0	0	0	0	0
202. Steve Lyon	3	0	0	0	2	0	0	0	0
203. Grant Sasser	3	0	0	0	0	0	0	0	0
204. Bob Stumpf	3	0	0	0	4	0	0	0	0
205. Bill LeCaine	4	0	0	0	0	0	0	0	0
206. Mike Meeker	4	0	0	0	5	0	0	0	0
207. Vincent Tremblay	4	0	0	0	2	0	0	0	0
208. Ted Lanyon	5	0	0	0	4	0	0	0	0
209. Gary Edwards	6	0	0	0	2	—	—	—	—
210. Ian Turnbull	7	0	0	0	4	0	0	0	0
211. Rich Sutter	9	0	0	0	0	0	0	0	0
212. Todd Charlesworth	10	0	0	0	8	0	0	0	0
213. Bob Johnson	12	0	0	0	6	—	—	—	—
214. Paul Harrison	13	0	0	0	0	—	—	—	—
215. Troy Loney	13	0	0	0	9	0	0	0	0
216. Hank Nowak	13	0	0	0	11	0	0	0	0
217. Gordie Laxton	17	0	0	0	0	—	—	—	—
218. Nick Ricci	19	0	0	0	2	—	—	—	—
219. Roberto Romano	21	0	0	0	0	—	—	—	—
220. Hank Bassen	25	0	0	0	8	—	—	—	—
221. Joe Daley	38	0	0	0	2	—	—	—	—
222. Rob Holland	44	0	0	0	2	—	—	—	—
223. Andy Brown	45	0	0	0	62	—	—	—	—
224. Al Smith	93	0	0	0	61	—	—	—	—
225. Bench				190					
<b>TOTAL</b>	<b>1338</b>	<b>4320</b>	<b>7049</b>	<b>11,369</b>	<b>19,884</b>	<b>1029</b>	<b>113</b>	<b>472</b>	<b>206</b>

### ATTENDANCE FIGURES

YEAR	TOTAL ATTENDANCE	DATES	AVERAGE	SELLOUTS	13,000+ CROWDS
1983-84	273,550	40	6,839	0	2
1982-83	336,300	40	8,408	1	2
1981-82	451,965	40	11,299	5	11
1980-81	413,407	40	10,335	0	9
1979-80	426,156	40	10,653	2	8
1978-79	457,209	40	11,430	3	14
1977-78	421,933	40	10,548	2	10
1976-77	401,580	40	10,040	1	5
1975-76	458,198	40	11,455	2	9
1974-75	448,975	40	11,224	11**	12
1973-74	396,197	39	1,0159	4	5
1972-73	436,601	39	11,195	7	7
1971-72	375,711	39	9,634	5	5
1970-71	377,182	39	9,671	3	3
1969-70	265,936	38	6,998	0	0
1968-69	228,285	38	6,008	0	0
1967-68	274,049	37	7,407	0	0

\*\*Sellout in 1974-75 was 13,404

## ALL-TIME GOALTENDING 1967-1984

	GP	MP	GF	GA	ENG	SO	AVG	W-L-T	SAVES	SPG	EFF
Roy Edwards	15	847	24	36	2	0	2.55	2-8-4	355	25.1	90.8
Hank Bassen	25	1299	58	62	2	1	2.86	7-10-3	616	28.5	90.9
Mary Edwards	1	60	0	3	0	0	3.00	0-1-0	30	30.0	90.9
Al Smith	91	5027	217	257	3	4	3.07	24-42-17	2277	27.2	89.9
Les Binkley	196	11,046	465	574	8	11	3.12	58-94-34	5022	27.3	89.7
Jim Rutherford	115	6252	318	327	6	4	3.14	44-49-14	2915	28.0	89.9
Joe Daley	38	2143	107	112	4	2	3.14	11-18-6	1094	30.6	90.7
Gary Inness	100	5366	356	299	6	2	3.34	39-37-13	2591	29.0	89.7
Dunc Wilson	66	3807	188	224	1	5	3.53	23-30-10	1750	27.6	88.7
Michel Plasse	75	4190	298	251	1	2	3.59	33-24-14	2013	28.8	88.9
Gary Edwards	6	360	25	22	0	1	3.67	3-2-1	171	28.5	88.6
<b>DENIS HERRON</b>	<b>245</b>	<b>13,731</b>	<b>758</b>	<b>857</b>	<b>17</b>	<b>5</b>	<b>3.74</b>	<b>78-108-41</b>	<b>6808</b>	<b>29.7</b>	<b>88.6</b>
Cam Newton	16	814	46	51	2	0	3.76	4-7-1	360	26.5	87.6
Andy Brown	45	2476	145	156	0	1	3.78	16-20-6	1126	27.3	87.8
Greg Millen	135	7839	465	501	10	4	3.83	57-56-18	3482	26.7	87.4
Rob Holland	44	2513	134	171	4	1	4.08	11-22-9	1060	25.3	86.1
<b>MICHEL DION</b>	<b>141</b>	<b>7924</b>	<b>441</b>	<b>562</b>	<b>21</b>	<b>0</b>	<b>4.26</b>	<b>39-73-20</b>	<b>3726</b>	<b>28.2</b>	<b>86.9</b>
Nick Ricci	19	1087	67	79	4	0	4.36	7-12-0	474	26.2	85.7
<b>ROBERTO ROMANO</b>	<b>21</b>	<b>1175</b>	<b>63</b>	<b>96</b>	<b>0</b>	<b>1</b>	<b>4.90</b>	<b>6-14-0</b>	<b>630</b>	<b>32.2</b>	<b>86.8</b>
Bob Johnson	12	476	27	40	0	0	5.04	3-4-1	237	29.9	85.6
Bob Taylor	2	78	4	7	1	0	5.38	0-1-0	41	31.5	83.7
Paul Harrison	13	700	51	64	1	0	5.49	3-7-0	288	24.7	81.6
Gordie Laxton	17	800	44	74	2	0	5.55	4-9-1	359	26.9	82.9
Vincent Tremblay	4	240	15	24	1	0	6.00	0-4-0	117	29.3	83.0
Paul Hoganson	2	57	4	7	0	0	7.37	0-1-0	21	22.1	75.0
Greg Redquest	1	13	0	3	0	0	13.85	0-0-0	2	9.2	40.0
<b>TOTAL</b>	<b>1338</b>	<b>80,320</b>	<b>4320</b>	<b>5859</b>	<b>96</b>	<b>44</b>	<b>3.70</b>	<b>472-653-213</b>	<b>37,565</b>	<b>28.1</b>	<b>88.3</b>

(4955)

## PENGUINS ALL-TIME GOALTENDING RECORDS VS NHL

	GP	MIN	GA	SO	SAVES	AVG	W-L-T	SV PCT
<b>VS BOSTON</b>								
Denis Herron	14	800	60	0	397	4.50	4-9-1	.869
Michel Dion	6	340	26	0	141	4.59	1-3-1	.844
<b>VS. BUFFALO</b>								
Michel Dion	1	60	1	0	23	1.00	1-0-0	.958
Denis Herron	15	901	58	0	457	3.86	4-3-8	.887
Roberto Romano	1	60	7	0	29	7.00	0-1-0	.806
<b>VS CALGARY-ATLANTA</b>								
Denis Herron	13	632	41	0	285	3.89	2-7-1	.874
Michel Dion	8	472	32	0	189	4.07	0-4-4	.855
<b>VS CHICAGO</b>								
Roberto Romano	1	60	2	0	30	2.00	0-1-0	.938
Denis Herron	12	653	34	0	323	3.12	5-3-3	.905
Michel Dion	4	240	16	0	108	4.00	0-2-2	.871
<b>VS DETROIT</b>								
Denis Herron	14	820	42	0	390	3.07	5-6-2	.903
Michel Dion	6	360	28	0	178	4.67	1-4-1	.864
Roberto Romano	1	60	9	0	28	9.00	0-1-0	.757
<b>VS EDMONTON</b>								
Michel Dion	5	254	25	0	140	5.91	1-3-0	.848
Denis Herron	2	93	11	0	40	7.10	0-1-0	.784
Roberto Romano	2	106	14	0	57	7.92	0-2-0	.803
<b>VS HARTFORD</b>								
Denis Herron	3	180	7	0	95	2.33	3-0-0	.931
Michel Dion	4	240	12	0	117	3.00	2-1-1	.907
<b>VS LOS ANGELES</b>								
Denis Herron	13	733	41	0	409	3.36	3-4-5	.909
Michel Dion	5	300	26	0	159	5.20	2-2-1	.859
<b>VS MINNESOTA</b>								
Roberto Romano	1	60	0	1	34	0.00	1-0-0	1.000
Denis Herron	15	887	54	0	457	3.65	8-6-1	.894
Michel Dion	2	120	9	0	49	4.50	1-1-0	.845
<b>VS MONTREAL</b>								
Michel Dion	8	419	28	0	213	4.01	2-5-0	.884
Denis Herron	19	1008	76	0	502	4.52	3-10-4	.869
Roberto Romano	1	35	6	0	16	10.29	0-1-0	.727
<b>VS NEW JERSEY-COLORADO-K.C.</b>								
Denis Herron	9	500	21	1	269	2.52	4-2-2	.928
Michel Dion	10	540	33	0	203	3.67	4-3-2	.860
Roberto Romano	4	222	14	0	96	3.78	2-2-0	.872
<b>VS NEW YORK ISLANDERS</b>								
Denis Herron	20	1120	70	1	567	3.75	5-10-0	.890
Michel Dion	15	804	61	0	380	4.55	4-10-0	.862
Roberto Romano	1	60	5	0	30	5.00	0-1-0	.857
<b>VS NEW YORK RANGERS</b>								
Denis Herron	10	602	33	0	303	3.29	3-5-2	.902
Roberto Romano	4	212	16	0	123	4.53	2-1-0	.885
Michel Dion	11	628	50	0	257	4.78	3-7-1	.837

VS PHILADELPHIA	GP	MIN	GA	SO	SAVES	AVG	W-L-T	SV PCT
Denis Herron	14	775	53	1	431	4.10	1-10-1	.890
Michel Dion	14	787	62	0	451	4.73	3-10-1	.879
Roberto Romano	1	60	8	0	33	8.00	0-1-0	.805

VS QUEBEC	GP	MIN	GA	SO	SAVES	AVG	W-L-T	SV PCT
Michel Dion	3	180	6	0	66	2.00	3-0-0	.917
Roberto Romano	1	60	7	0	37	7.00	0-1-0	.841
Denis Herron	5	300	35	0	124	7.00	0-5-0	.780

VS ST. LOUIS	GP	MIN	GA	SO	SAVES	AVG	W-L-T	SV PCT
Michel Dion	9	505	28	0	234	3.33	1-6-1	.893
Denis Herron	9	504	36	0	250	4.29	3-3-2	.874

VS TORONTO	GP	MIN	GA	SO	SAVES	AVG	W-L-T	SV PCT
Denis Herron	17	877	52	0	437	3.56	8-6-0	.894
Roberto Romano	1	60	4	0	29	4.00	0-1-0	.879
Michel Dion	5	305	23	0	147	4.52	0-2-3	.865

VS VANCOUVER	GP	MIN	GA	SO	SAVES	AVG	W-L-T	SV PCT
Roberto Romano	1	60	1	0	49	1.00	1-0-0	.980
Michel Dion	5	260	16	0	119	3.69	3-0-1	.881
Denis Herron	12	646	43	1	284	3.99	4-6-1	.869

VS WASHINGTON	GP	MIN	GA	SO	SAVES	AVG	W-L-T	SV PCT
Roberto Romano	1	60	3	0	39	3.00	0-1-0	.929
Denis Herron	19	1100	59	1	529	3.22	6-10-3	.900
Michel Dion	12	627	49	1	307	4.69	4-5-1	.862

VS WINNIPEG	GP	MIN	GA	SO	SAVES	AVG	W-L-T	SV PCT
Denis Herron	1	60	3	0	30	3.00	1-0-0	.909
Michel Dion	8	483	31	0	245	3.85	3-5-0	.888

(All records with Pittsburgh only)

TOTAL	GP	MIN	GA	SO	SAVES	AVG	W-L-T	SV PCT
Denis Herron (Home)	119	6710	361 (8)	2	3155	3.23	50-42-22	.897
Denis Herron (Away)	126	7021	496 (9)	3	3653	4.24	28-66-19	.880
<b>DENIS HERRON (Total)</b>	<b>245</b>	<b>13731</b>	<b>857 (17)</b>	<b>5</b>	<b>6808</b>	<b>3.74</b>	<b>78-108-41</b>	<b>.888</b>
Michel Dion (Home)	77	4322	264 (10)	0	1981	3.66	29-30-10	.882
Michel Dion (Away)	64	3602	298 (11)	0	1745	4.96	10-43-10	.854
<b>MICHEL DION (Total)</b>	<b>141</b>	<b>7924</b>	<b>562 (21)</b>	<b>0</b>	<b>3726</b>	<b>4.24</b>	<b>39-73-20</b>	<b>.869</b>
Roberto Romano (Home)	9	473	37	1	242	4.69	3-5-0	.867
Roberto Romano (Away)	12	702	59	0	388	5.04	3-9-0	.868
<b>ROBERTO ROMANO (Total)</b>	<b>21</b>	<b>1175</b>	<b>96</b>	<b>1</b>	<b>630</b>	<b>4.90</b>	<b>6-14-0</b>	<b>.868</b>

## ALL TIME LEADERS

### GAMES PLAYED

Jean Pronovost	753
<b>Rick Kehoe</b>	<b>716</b>
Ron Stackhouse	621
Ron Schock	619
Dave Burrows	573
Syl Apps	495
Greg Malone	495
Peter Lee	431
Randy Carlyle	397
Ken Schinkel	371
Russ Anderson	353
Val Fonteyne	349
Bryan Hextall	335
Lowell MacDonald	328
George Ferguson	310
Nick Harbaruk	308
Bryan Watson	303
Keith McCreary	292
<b>Rod Schutt</b>	<b>278</b>
Duane Rupp	265
Wayne Bianchin	265

### GOALS

Jean Pronovost	316
<b>Rick Kehoe</b>	<b>312</b>
Syl Apps	151
Greg Malone	143
Lowell MacDonald	140
Ron Schock	124
Pierre Larouche	119
Peter Lee	114
Mike Bullard	111
Paul Gardner	98
Ken Schinkel	93
George Ferguson	89
Greg Polis	88
Keith McCreary	82
<b>Rod Schutt</b>	<b>76</b>
Bryan Hextall	71
Bob Kelly	69
Wayne Bianchin	68
Ron Stackhouse	66
Randy Carlyle	66

### POINTS

<b>Rick Kehoe</b>	<b>634</b>
Jean Pronovost	603
Syl Apps	500
Ron Schock	404
Greg Malone	364
Ron Stackhouse	343
Randy Carlyle	323
Lowell MacDonald	306
Pierre Larouche	253
Peter Lee	245
Ken Schinkel	236
<b>Mike Bullard</b>	<b>203</b>
Paul Gardner	203
George Ferguson	195
Bryan Hextall	186
<b>Pat Boutette</b>	<b>170</b>
<b>Rod Schutt</b>	<b>164</b>
Greg Polis	158
Bob Kelly	154
<b>Doug Shedden</b>	<b>149</b>

### ASSISTS

Syl Apps	349
<b>Rick Kehoe</b>	<b>322</b>
Jean Pronovost	287
Ron Schock	280
Ron Stackhouse	277
Randy Carlyle	257
Greg Malone	221
Lowell MacDonald	166
Ken Schinkel	143
Pierre Larouche	134
Peter Lee	131
Bryan Hextall	115
Dave Burrows	108
George Ferguson	106
<b>Pat Boutette</b>	<b>106</b>
Paul Gardner	105
<b>Rod Schutt</b>	<b>92</b>
<b>Mike Bullard</b>	<b>92</b>
Mario Faubert	90
Bob Kelly	85

### PENALTY MINUTES

Bryan Watson	871	Greg Malone	496
Paul Baxter	851	Bob Kelly	462
Russ Anderson	684	Pat Price	459
<b>Gary Rissling</b>	<b>623</b>	Steve Durbano	309
Randy Carlyle	582	Jean Pronovost	306
Ron Stackhouse	547	Dave Burrows	301
Dave Schultz	535	Nick Harbaruk	257
<b>Pat Boutette</b>	<b>524</b>	Peter Lee	257
Colin Campbell	517	Syl Apps	241
Bryan Hextall	498	Pat Hughes	239

71

YEAR	GOAL LEADERS	ASSIST LEADERS
1967-68	Ab McDonald 22 Andy Bathgate 20 Gene Ubriaco 18	Andy Bathgate 39 Val Fonteyne 28 Noel Price 27
1968-69	Keith McCreary 25 Ken Schinkel 18 Lou Angotti 17	Charlie Burns 38 Ken Schinkel 34 Jean Pronovost 25
1969-70	Dean Prentice 26 Ken Schinkel 20 Jean Pronovost 20	Michel Briere 32 Dean Prentice 25 Ken Schinkel 25 Bob Woytowich 25
1970-71	Jean Pronovost 21 Dean Prentice 21 Keith McCreary 21	Bryan Hextall 32 Wally Boyer 30 Andy Bathgate 29
1971-72	Jean Pronovost 30 Greg Polis 30 Bryan Hextall 20	Syl Apps 44 Ken Schinkel 30 Ron Schock 29
1972-73	Al McDonough 35 Lowell MacDonald 34 Syl Apps 29	Syl Apps 56 Al McDonough 41 Lowell MacDonald 41
1973-74	Lowell MacDonald 43 Jean Pronovost 40 Syl Apps 24	Syl Apps 61 Lowell MacDonald 39 Jean Pronovost 32
1974-75	Jean Pronovost 43 Rick Kehoe 32 Vic Hadfield 31 Pierre Larouche 31	Ron Schock 63 Syl Apps 55 Ron Stackhouse 45
1975-76	Pierre Larouche 53 Jean Pronovost 52 Syl Apps 32	<b>Syl Apps 67**</b> Ron Stackhouse 60 Pierre Larouche 58
1976-77	Jean Pronovost 33 Rick Kehoe 30 Pierre Larouche 29	Syl Apps 43 Pierre Larouche 34 Ron Stackhouse 34
1977-78	Jean Pronovost 40 Rick Kehoe 29 Pete Mahovlich 25	Greg Malone 43 Tom Edur 38 Gene Carr 37
1978-79	Greg Malone 35 Peter Lee 32 Rick Kehoe 27	Orest Kindrachuk 42 Pete Mahovlich 39 Randy Carlyle 34
1979-80	Rick Kehoe 30 George Ferguson 21 Greg Malone 19 Gary McAdam 19	Greg Malone 32 Rick Kehoe 30 Orest Kindrachuk 29 Peter Lee 29
1980-81	<b>Rick Kehoe 55**</b> Paul Gardner 34 Peter Lee 30	<b>Randy Carlyle 67**</b> Mario Faubert 44 Paul Gardner 40
1981-82	Mike Bullard 37 Paul Gardner 36 Rick Kehoe 33	Randy Carlyle 64 Rick Kehoe 52 Pat Boutette 51
1982-83	Rick Kehoe 29 Paul Gardner 28 Pat Boutette 27	Greg Malone 44 Doug Shedden 43 Randy Carlyle 41
1983-84	Mike Bullard 51 Ron Flockhart 27 Mark Taylor 24	Mike Bullard 41 Doug Shedden 35 Mark Taylor 31

YEAR	POINT LEADERS	PENALTY MINUTES
1967-68	Andy Bathgate 59 Lowell MacDonald 43 Ken Schinkel 39	Leo Boivin 74 Al MacNeil 58 Andy Bathgate 55
1968-69	Ken Schinkel 52 Charlie Burns 51 Keith McCreary 48	Dunc McCallum 81 Bob Woytowich 64 Noel Price 61
1969-70	Dean Prentice 51 Ken Schinkel 45 Michel Briere 44	Bryan Watson 189 Tracy Pratt 124 Glen Sather 114
1970-71	Bryan Hextall 48 Jean Pronovost 45 Andy Bathgate 44	Bryan Hextall 133 Bryan Watson 119 Nick Harbaruk 108
1971-72	Syl Apps 59 Jean Pronovost 53 Greg Polis 49	Bryan Watson 212 Bryan Hextall 126 Syl Apps 78
1972-73	Syl Apps 85 Al McDonough 76 Lowell MacDonald 75	Bryan Watson 179 Bryan Hextall 113 Darryl Edestrand 88
1973-74	Syl Apps 85 Lowell MacDonald 82 Jean Pronovost 72	Steve Durban 138 Bryan Watson 137 Bob Kelly 78
1974-75	Ron Schock 86 Syl Apps 79 Jean Pronovost 75	Colin Campbell 172 Bob Kelly 120 Bob Paradise 109
1975-76	<b>Pierre Larouche 111**</b> Jean Pronovost 104 Syl Apps 99	Steve Durban 161 Bob Kelly 149 Barry Wilkins 106
1976-77	Jean Pronovost 64 Pierre Larouche 63 Syl Apps 61	Bob Kelly 115 Russ Anderson 81 Ron Stackhouse 72
1977-78	Jean Pronovost 65 Pete Mahovlich 61 Greg Malone 61	Dave Schultz 378 Russ Anderson 150 Colin Campbell 103
1978-79	Greg Malone 65 Orest Kindrachuk 60 Peter Lee 58	Dave Schultz 157 Colin Campbell 137 Russ Anderson 93
1979-80	Rick Kehoe 60 Greg Malone 51 George Ferguson 49	Kim Clackson 166 Russ Anderson 150 Mario Faubert 83
1980-81	Rick Kehoe 88 Randy Carlyle 83 Paul Gardner 74	Paul Baxter 204 Pat Hughes 161 Gary Rissling 143
1981-82	Rick Kehoe 85 Randy Carlyle 75 Pat Boutette 74	<b>Paul Baxter 409**</b> Pat Price 322 Pat Boutette 230
1982-83	Doug Shedden 67 Rick Kehoe 65 Greg Malone 61	Paul Baxter 238 Pat Boutette 152 Gary Rissling 128
1983-84	Mike Bullard 92 Doug Shedden 57 Mark Taylor 55	Gary Rissling 297 Marty McSorley 224 Pat Boutette 142



## BEST SEASONS

### GOALS — ONE SEASON

Rick Kehoe	55 (1980-81)
Pierre Larouche	53 (1975-76)
Jean Pronovost	52 (1975-76)
Mike Bullard	51 (1983-84)
Lowell MacDonald	43 (1973-74)
Jean Pronovost	43 (1974-75)
Jean Pronovost	40 (1973-74)
Jean Pronovost	40 (1977-78)
Mike Bullard	37 (1981-82)
Paul Gardner	36 (1981-82)
Al McDonough	35 (1972-73)
Greg Malone	35 (1978-79)
Lowell MacDonald	34 (1972-73)
Paul Gardner	34 (1980-81)
Jean Pronovost	33 (1976-77)
Rick Kehoe	33 (1981-82)
Rick Kehoe	32 (1974-75)
Syl Apps	32 (1975-76)
Peter Lee	32 (1978-79)
Vic Hadfield	31 (1974-75)
Pierre Larouche	31 (1974-75)

### POINTS — ONE SEASON

Pierre Larouche	111 (1975-76)
Jean Pronovost	104 (1975-76)
Syl Apps	99 (1975-76)
Mike Bullard	92 (1983-84)
Rick Kehoe	88 (1980-81)
Ron Schock	86 (1974-75)
Syl Apps	85 (1972-73)
Syl Apps	85 (1973-74)
Rick Kehoe	85 (1981-82)
Randy Carlyle	83 (1980-81)
Lowell MacDonald	82 (1973-74)
Syl Apps	79 (1974-75)
Al McDonough	76 (1972-73)
Rick Kehoe	76 (1975-76)
Lowell MacDonald	75 (1972-73)
Jean Pronovost	75 (1974-75)
Randy Carlyle	75 (1981-82)
Paul Gardner	74 (1980-81)
Pat Boutette	74 (1981-82)
Vic Hadfield	73 (1974-75)
Lowell MacDonald	73 (1975-76)

### ASSISTS — ONE SEASON

Syl Apps	67 (1975-76)
Randy Carlyle	67 (1980-81)
Randy Carlyle	64 (1981-82)
Ron Schock	63 (1974-75)
Syl Apps	61 (1973-74)
Ron Stackhouse	60 (1975-76)
Pierre Larouche	58 (1975-76)
Syl Apps	56 (1972-73)
Syl Apps	55 (1974-75)
Jean Pronovost	52 (1975-76)
Rick Kehoe	52 (1981-82)
Pat Boutette	51 (1981-82)
Rick Kehoe	47 (1975-76)
Ron Stackhouse	45 (1974-75)
Syl Apps	44 (1971-72)
Ron Schock	44 (1975-76)
Mario Faubert	44 (1980-81)
Greg Malone	44 (1982-83)
Lowell MacDonald	43 (1975-76)
Syl Apps	43 (1976-77)
Greg Malone	43 (1977-78)
Doug Shedden	43 (1982-83)

### PENALTY MINUTES — ONE SEASON

Paul Baxter	409 (1981-82)
Dave Schultz	378 (1977-78)
Pat Price	322 (1981-82)
Gary Rissling	297 (1983-84)
Paul Baxter	238 (1982-83)
Pat Boutette	230 (1981-82)
Marty McSorley	224 (1983-84)
Bryan Watson	212 (1971-72)
Paul Baxter	204 (1980-81)
Bryan Watson	189 (1969-70)
Bryan Watson	179 (1972-73)
Collin Campbell	172 (1974-75)
Kim Clackson	166 (1979-80)
Steve Durbano	161 (1975-76)
Pat Hughes	161 (1980-81)
Dave Schultz	157 (1978-79)
Pat Boutette	152 (1982-83)
Russ Anderson	150 (1977-78)
Russ Anderson	150 (1979-80)
Bob Kelly	149 (1975-76)

## 1983-84 NHL STANDINGS

### PRINCE OF WALES CONFERENCE

#### PATRICK DIVISION

	GP	W	L	T	PTS	GF	GA
2. NY Islanders	80	50	26	4	104	357	269
5. Washington	80	48	27	5	101	308	226
6. Philadelphia	80	44	26	10	98	350	290
8. NY Rangers	80	42	29	9	93	314	304
20. New Jersey	80	17	56	7	41	231	350
<b>21. PITTSBURGH</b>	<b>80</b>	<b>16</b>	<b>58</b>	<b>6</b>	<b>38</b>	<b>254</b>	<b>390</b>

#### ADAMS DIVISION

3. Boston	80	49	25	6	104	336	261
4. Buffalo	80	48	25	7	103	315	257
7. Quebec	80	42	28	10	94	360	278
11. Montreal	80	35	40	5	75	286	295
17. Hartford	80	28	42	10	66	288	320

### CLARENCE CAMPBELL CONFERENCE

#### NORRIS DIVISION

9. Minnesota	80	39	31	10	88	345	344
14. St. Louis	80	32	41	7	71	293	316
15. Detroit	80	31	42	7	69	298	323
16. Chicago	80	30	42	8	68	277	311
18. Toronto	80	26	45	9	61	303	387

#### SMYTHE DIVISION

1. Edmonton	80	57	18	5	119	446	314
10. Calgary	80	34	32	14	82	311	314
12. Vancouver	80	32	39	9	73	306	328
13. Winnipeg	80	31	38	11	73	340	374
19. Los Angeles	80	23	44	13	59	309	376

## HOME & AWAY RECORDS

	HOME						AWAY					
	W	L	T	PTS	GF	GA	W	L	T	PTS	GF	GA
Boston	25	12	3	53	169	133	24	13	3	51	167	128
Buffalo	25	9	6	56	168	119	23	16	1	47	147	138
Calgary	22	11	7	51	186	146	12	21	7	31	125	168
Chicago	25	13	2	52	157	135	5	29	6	16	120	176
Detroit	18	20	2	38	163	151	13	22	5	31	135	172
Edmonton	31	5	4	66	241	135	26	13	1	53	205	179
Hartford	19	16	5	43	158	150	9	26	5	23	130	170
Los Angeles	13	19	8	34	161	170	10	25	5	25	148	206
Minnesota	22	14	4	48	179	160	17	17	6	40	166	184
Montreal	19	19	2	40	150	152	16	21	3	35	136	143
New Jersey	10	28	2	22	114	167	7	28	5	19	117	183
NY Islanders	28	11	1	57	190	117	22	15	3	47	167	152
NY Rangers	27	12	1	55	169	145	15	17	8	38	145	159
Philadelphia	25	10	5	55	183	131	19	16	5	43	167	159
<b>PITTSBURGH</b>	<b>7</b>	<b>29</b>	<b>4</b>	<b>18</b>	<b>132</b>	<b>182</b>	<b>9</b>	<b>29</b>	<b>2</b>	<b>20</b>	<b>122</b>	<b>208</b>
Quebec	24	11	5	53	191	125	18	17	5	41	169	153
St. Louis	23	14	3	49	166	135	9	27	4	22	127	181
Toronto	17	16	7	41	169	181	9	29	2	20	134	206
Vancouver	20	16	4	44	166	158	12	23	5	29	140	170
Washington	26	11	3	55	179	105	22	16	2	46	129	121
Winnipeg	17	15	8	42	169	170	14	23	3	31	171	204

# 1984-85 PLAYER PERSONNEL

PLAYER	HGT.	WGT.	PLACE OF BIRTH	DATE
<b>FORWARDS</b>				
BELANGER, Roger (RW)	6'0"	182	St. Catharines, Ont.	December 1, 1965
BOUTETTE, Pat (LW)	5'8"	175	Windsor, Ont.	March 1, 1952
BRICKLEY, Andy (LW)	6'0"	195	Melrose, Mass.	August 9, 1961
BULLARD, Mike (C)	5'10"	185	Ottawa, Ont.	March 10, 1961
BULLEY, Ted (LW)	6'1"	192	Windsor, Ont.	March 25, 1955
CARLSON, Jack (LW)	6'3"	205	Virginia, Minn.	August 23, 1954
CARLSON, Steve (C)	6'3"	180	Virginia, Minn.	August 26, 1955
DEFAZIO, Dean (LW)	5'11"	185	Ottawa, Ont.	April 16, 1963
ERREY, Bob (LW)	5'10"	183	Montreal, Que.	September 21, 1960
FLOCKHART, Ron (C)	5'11"	185	Smithers, B.C.	October 10, 1960
GATZOS, Steve	5'11"	182	Toronto, Ont.	June 22, 1961
GEALE, Robert	5'11"	175	Edmonton, Alta.	April 17, 1962
HAMILTON, Jim	6'0"	180	Barrie, Ont.	January 18, 1957
HANNAN, David (C)	5'10"	173	Sudbury, Ont.	November 26, 1961
HRYNEWICH, Tim (LW)	5'11"	187	Leamington, Ont.	October 2, 1963
JAVANAINEN, Arto (RW)	6'0"	183	Pori, Finland	April 8, 1959
KEHOE, Rick (RW)	5'11"	180	Windsor, Ont.	July 15, 1951
LAMOUREUX, Mitch (C)	5'6"	173	Ottawa, Ont.	August 22, 1962
LEMIEUX, Mario (C)	6'4"	200	Montreal, Que.	October 5, 1965
LONEY, Troy (LW)	6'3"	215	Bow Island, Alta.	September 21, 1960
McSORLEY, Marty (RW)	6'1"	189	Hamilton, Ont.	May 18, 1963
O'REGAN, Tom (C)	5'10"	182	Cambridge, Mass.	December 29, 1961
RISLING, Gary (LW)	5'9"	175	Saskatoon, Sask.	August 8, 1956
ROULSTON, Tom (C)	6'1"	185	Winnipeg, Man.	November 20, 1957
SASSER, Grant (RW)	5'11"	175	Edmonton, Alta.	February 13, 1961
SCHUTT, Rod (LW)	5'10"	185	Bancroft, Ont.	October 13, 1956
SHEDDEN, Doug (RW)	6'0"	184	Wallaceburg, Ont.	April 26, 1961
TAYLOR, Mark (C)	5'11"	185	Vancouver, B.C.	January 26, 1958
TOOKEY, Tim (C)	5'11"	180	Edmonton, Alta.	August 29, 1960
YOUNG, Warren (C)	6'3"	195	Toronto, Ont.	January 11, 1956
<b>DEFENSEMEN:</b>				
BODGER, Doug (LD)	6'2"	200	Chemanius, B.C.	June 18, 1966
BOURQUE, Phil (LD)	6'1"	190	Chelmsford, Mass.	June 8, 1962
BUSKAS, Rod (RD)	6'1"	197	Wetaskiwin, Alta.	January 7, 1961
CHARLESWORTH, Todd (LD)	6'1"	186	Calgary, Alta.	March 22, 1965
FOX, Greg (LD)	6'2"	190	Port McNeil, B.C.	August 12, 1953
GOERTZ, David (RD)	5'11"	210	Edmonton, Alta.	March 28, 1965
HOTHAM, Greg (RD)	5'11"	183	London, Ont.	March 7, 1956
LEHTO, Petteri (LD)	5'11"	196	Turku, Finland	March 13, 1961
MANTHA, Maurice (RD)	6'2"	195	Lakewood, Ohio	January 21, 1961
MAXWELL, Bryan (LD)	6'2"	200	North Bay, Ont.	September 7, 1955
McCARTHY, Kevin (RD)	5'11"	195	Winnipeg, Man.	July 14, 1957
MEIGHAN, Ron (RD)	6'3"	194	Montreal, Que.	May 26, 1963
ROWE, Mike (LD)	6'1"	212	Kingston, Ont.	March 8, 1965
SCHMIDT, Norm (RD)	5'11"	190	Sault Ste. Marie, Ont.	January 24, 1963
TEBBUTT, GREG (LD)	6'2"	215	N. Vancouver, B.C.	May 11, 1957
THORNBURY, Tom (RD)	5'11"	175	Lindsay, Ont.	March 17, 1963
WOLF, Bennett (RD)	6'3"	205	Kitchener, Ont.	October 23, 1959
<b>GOAL TENDERS:</b>				
DION, Michel	5'10"	184	Granby, Que.	February 11, 1954
HERRON, Denis	5'11"	165	Chambly, Que.	June 18, 1952
ROMANO, Roberto	5'6"	172	Montreal, Que.	October 29, 1962

# -PITTSBURGH PENGUINS

1983-84 CLUB	GP	1983-84 RECORD			PIM
		G	A	PTS	
Kingston (OHL)	67	44	46	90	66
Pittsburgh	73	14	26	40	142
Pittsburgh	50	18	20	38	9
Baltimore (AHL)	4	0	5	5	2
Springfield (AHL)	7	1	5	6	2
Pittsburgh	76	51	41	92	57
Pittsburgh	26	3	2	5	12
Baltimore (AHL)	49	16	19	35	82
St. Louis	58	6	8	14	95
Baltimore (NHL)	63	9	30	39	70
Pittsburgh	22	0	2	2	26
Baltimore	46	18	13	31	114
Pittsburgh	65	9	13	22	29
Philadelphia	8	0	3	3	4
Pittsburgh	68	27	18	45	40
Pittsburgh	23	3	3	6	15
Baltimore (AHL)	48	14	19	33	43
Baltimore (AHL)	74	17	23	40	50
Pittsburgh	11	2	2	4	4
Baltimore (AHL)	66	34	45	79	54
Pittsburgh	24	2	3	5	33
Baltimore (AHL)	47	18	24	42	96
Pittsburgh	25	4	5	9	34
Baltimore (AHL)	52	13	17	30	65
Assat Porri (Finland)	37	37	25	62	62
Pittsburgh	57	18	27	45	8
Pittsburgh	8	30	1	2	6
Baltimore (AHL)	68	3	38	68	136
Laval (QMJHL)	70	133	149	282	92
Pittsburgh	13	0	0	0	9
Baltimore (AHL)	63	18	13	31	147
Pittsburgh	72	2	7	9	224
Pittsburgh	51	4	10	14	8
Baltimore (AHL)	25	13	14	27	15
Pittsburgh	47	4	13	17	297
Baltimore (AHL)	30	12	13	25	47
Edmonton	24	5	3	12	16
Pittsburgh	53	11	17	28	8
Portland (WCHL)	66	44	69	113	24
Pittsburgh	3	0	0	0	0
Pittsburgh	11	1	3	4	4
Baltimore (AHL)	36	15	19	34	48
Pittsburgh	67	22	35	57	20
Philadelphia	1	0	0	0	0
Pittsburgh	59	24	31	55	24
Pittsburgh	8	0	2	2	2
Baltimore (AHL)	58	16	28	44	25
Pittsburgh	15	1	7	8	19
Baltimore (AHL)	59	25	38	63	142
Kamloops (WCHL)	70	21	77	98	90
Pittsburgh	5	0	1	1	12
Baltimore (AHL)	58	5	17	22	96
Pittsburgh	47	2	4	6	60
Baltimore (AHL)	33	2	12	14	100
Oshawa (OHL)	10	0	0	0	8
Chicago	57	11	35	46	54
Pittsburgh	24	0	5	5	31
Pittsburgh	49	2	5	7	66
Prince Albert (WCHL)	60	13	47	60	111
Pittsburgh	76	5	25	30	59
TPS (Finland)	36	8	10	18	32
Winnipeg	72	16	38	54	67
Shelburne (AHL)	7	1	1	2	10
Pittsburgh	3	0	3	3	27
Pittsburgh	45	3	12	15	84
Pittsburgh	47	2	14	16	61
Pittsburgh	31	4	16	20	52
Baltimore (AHL)	75	4	16	20	36
Toronto (OHL)	59	9	36	45	208
Pittsburgh	34	6	12	18	12
Baltimore (AHL)	43	4	12	16	31
Pittsburgh	24	0	2	2	31
Baltimore (AHL)	44	12	42	54	125
Pittsburgh	14	1	8	9	16
Baltimore (AHL)	65	17	46	63	64
Baltimore (AHL)	63	3	13	16	349
	<b>GP</b>	<b>MP</b>	<b>GA</b>	<b>SO</b>	<b>AVG</b>
Pittsburgh	30	1553	138	0	5.33
Pittsburgh	38	2028	138	1	4.08
Pittsburgh	18	1020	78	1	4.59
Baltimore (AHL)	31	1759	106	0	3.62

**OVERTIME**  
**1983-84 REGULAR SEASON OVERTIME RECORDS**

TEAM	HOME				AWAY				TOTAL			
	GP	W	L	T	GP	W	L	T	GP	W	L	T
Boston	4	1	0	3	3	0	0	3	7	1	0	6
Buffalo	8	2	0	6	5	3	1	1	13	5	1	7
Calgary	9	2	0	7	9	2	0	7	18	4	0	14
Chicago	2	0	0	2	7	0	1	6	9	0	1	8
Detroit	4	2	0	2	7	1	1	5	11	3	1	7
Edmonton	5	1	0	4	4	3	0	1	9	4	0	5
Hartford	6	1	0	5	9	1	3	5	15	2	3	10
Los Angeles	10	0	2	8	7	1	1	5	17	1	3	13
Minnesota	9	4	1	4	9	1	2	6	18	5	3	10
Montreal	2	0	0	2	5	1	1	3	7	1	1	5
New Jersey	8	1	5	2	7	0	2	5	15	1	7	7
NY Islanders	2	0	1	1	8	3	2	3	10	3	3	4
NY Rangers	7	4	2	1	10	1	1	8	17	5	3	9
Philadelphia	8	2	1	5	6	1	0	5	14	3	1	10
<b>PITTSBURGH</b>	<b>7</b>	<b>0</b>	<b>3</b>	<b>4</b>	<b>5</b>	<b>1</b>	<b>2</b>	<b>2</b>	<b>12</b>	<b>1</b>	<b>5</b>	<b>6</b>
Quebec	7	0	2	5	8	0	3	5	15	0	5	10
St. Louis	4	1	0	3	7	2	1	4	11	3	1	7
Toronto	10	1	2	7	3	0	1	2	13	1	3	9
Vancouver	7	2	1	4	9	1	3	5	16	3	4	9
Washington	6	1	2	3	3	0	1	2	9	1	3	5
Winnipeg	15	3	4	8	9	4	2	3	24	7	6	11
<b>TOTAL</b>	<b>140</b>	<b>28</b>	<b>26</b>	<b>86</b>	<b>140</b>	<b>26</b>	<b>28</b>	<b>26</b>	<b>140</b>	<b>54</b>	<b>54</b>	<b>86</b>

<b>MOST OVERTIME GAMES:</b>	24	—	Winnipeg
<b>MOST HOME OVERTIME GAMES:</b>	15	—	Winnipeg
<b>MOST AWAY OVERTIME GAMES:</b>	10	—	New York Rangers
<b>MOST OVERTIME WINS:</b>	7	—	Winnipeg
<b>MOST HOME OVERTIME WINS:</b>	4	—	Minnesota & New York Rangers
<b>MOST AWAY OVERTIME WINS:</b>	4	—	Winnipeg
<b>MOST OVERTIME LOSSES:</b>	7	—	New Jersey
<b>MOST HOME OVERTIME LOSSES:</b>	5	—	New Jersey
<b>MOST AWAY OVERTIME LOSSES:</b>	3	—	Hartford, Quebec & Vancouver
<b>MOST HOME OVERTIME TIES:</b>	8	—	Los Angeles & Winnipeg
<b>MOST AWAY OVERTIME TIES:</b>	8	—	New York Rangers

**OVERTIME**

**PITTSBURGH OVERTIME VICTORIES:**

Dec. 23, 1983     Randy Carlyle scored at 2:12  
Pittsburgh 6 at New Jersey 5

**OPPONENT OVERTIME VICTORIES:**

Oct. 12, 1983     Lucien DeBlois scored at 1:34  
Winnipeg 4 at Pittsburgh 3

Nov. 20, 1983     Bobby Clarke scored at 2:43  
Pittsburgh 4 at Philadelphia 5

Jan. 18, 1984     Paul MacLean scored at 1:28  
Winnipeg 5 at Pittsburgh 4

Feb. 8, 1984     Dave Andreychuk scored at 0:35  
Buffalo 6 at Pittsburgh 5

Feb. 26, 1984     Mark Osborne scored at 2:18  
Pittsburgh 3 at New York Rangers 4

**NHL OVERTIME GAMES DECIDED**

Games decided from 0:01 to 0:59	10 (18.5%)
Games decided from 1:00 to 1:59	16 (29.6%)
Games decided from 2:00 to 2:59	11 (20.4%)
Games decided from 3:00 to 3:59	8 (14.8%)
Games decided from 4:00 to 4:59	9 (16.7%)

**LONGEST & SHORTEST OVERTIME GAMES**

**LONGEST:**     4:54 on December 28, 1983 NY Islanders 5 at Los Angeles 4  
Stefan Persson, NY Islanders scored winning goal

4:54 on February 16, 1984 Hartford 5 at New Jersey 6  
Jan Ludvig, New Jersey scored winning goal

**SHORTEST:**     0:08 on November 20, 1983 Quebec 5 at New York Rangers 6  
Kent-Erik Andersson, New York Rangers scored winning goal

0:10 on March 12, 1984 Montreal 6 at Minnesota 7  
Tom McCarthy, Minnesota scored winning goal

**OVERTIME SREAKS**

Calgary was unbeaten in 18 overtime games (4-0-14)  
Edmonton was unbeaten in 9 overtime games (4-0-5)  
Boston was unbeaten in 7 overtime games (1-0-6)

Quebec was winless in 15 overtime games (0-5-10)  
Chicago was winless in 9 overtime games (0-1-8)

Calgary was unbeaten in 9 home overtime games (2-0-7)  
Buffalo was unbeaten in 8 home overtime games (2-0-6)  
Hartford was unbeaten in 6 home overtime games (1-0-5)

Calgary was unbeaten in 9 away overtime games (2-0-7)  
Philadelphia was unbeaten in 6 away overtime games (1-0-5)

Los Angeles was winless in 10 home overtime games (0-2-8)  
Pittsburgh was winless in 7 home overtime games (0-3-4)  
Quebec was winless in 7 home overtime games (0-2-5)

Quebec was winless in 8 away overtime games (0-3-5)  
Chicago was winless in 7 away overtime games (0-1-6)  
New Jersey was winless in 7 away overtime games (0-2-5)

# 1983-84 AMERICAN HOCKEY LEAGUE STANDINGS

TEAM	GP	NORTHERN DIVISION			PTS	GF	GA
		W	L	T			
Fredricton	80	45	30	5	95	340	262
Adirondack	80	37	29	14	88	344	330
Maine	80	33	36	11	77	310	312
Nova Scotia	80	32	37	11	75	277	288
Moncton	80	32	40	8	72	251	278
Sherbrooke	80	22	53	5	49	301	419

TEAM	GP	SOUTHERN DIVISION			PTS	GF	GA
		W	L	T			
<b>BALTIMORE</b>	<b>80</b>	<b>46</b>	<b>24</b>	<b>10</b>	<b>102</b>	<b>384</b>	<b>304</b>
Rochester	80	46	32	2	94	363	300
St. Catharines	80	43	31	6	92	364	346
Springfield	80	39	35	6	84	344	340
New Haven	80	36	40	4	76	365	371
Binghamton	80	33	43	4	70	359	388
Hershey	80	28	42	10	66	320	384

### CALDER CUP PLAYOFFS

- SERIES "A"** Nova Scotia defeated Fredricton 4 games to 3.
- SERIES "B"** Main defeated Adirondack 4 games to 3.
- SERIES "C"** **BALTIMORE** defeated Springfield 4 games to 0.
- SERIES "D"** Rochester defeated St. Catharines 4 games to 3.
- SERIES "E"** Maine defeated Nova Scotia 4 games to 1.
- SERIES "F"** Rochester defeated **BALTIMORE** 4 games to 2.
- SERIES "G"** Maine beat Rochester 4 games to 1 for the Calder Cup.

Louis A.R. Pieri Memorial Award (AHL Coach of the Year) — Gene Ubriaco, Baltimore Skipjacks

### PENALTY SHOTS

Date	Place	Player — Team	Goalie — Team	Result
Dec. 23, 1967	Pittsburgh	Bill Collins, Minn.	Les Binkley, Pgh.	no goal
Jan. 31, 1968	St. Louis	George Konik, Pgh.	Glenn Hall, St. L.	GOAL
Feb. 5, 1969	Pittsburgh	Charlie Burns, Pgh.	Ed Giacomin, NYR	no goal
Mar. 18, 1970	Pittsburgh	Keith McCreary, Pgh.	Ed Giacomin, NYR	no goal
Jan. 14, 1971	Detroit	Jean Pronovost, Pgh.	Roy Edwards, Det.	GOAL
Feb. 24, 1971	Pittsburgh	Greg Polis, Pgh.	Ernie Wakely, St. L.	no goal
Feb. 9, 1972	Toronto	Syl Apps, Pgh.	Bernie Parent, Tor.	GOAL
Nov. 12, 1972	Buffalo	Lowell MacDonald, Pgh.	Roger Crozier, Buf.	no goal
Jan. 10, 1973	Pittsburgh	Ron Schock, Pgh.	Roy Edwards, Det.	no goal
Mar. 10, 1973	Pittsburgh	Ron Schock, Pgh.	Ed Giacomin, NYR	no goal
Feb. 16, 1974	Pittsburgh	Chuck Aranson, Pgh.	Gilles Meloche, Cal.	no goal
Mar. 5, 1974	NY Islanders	Ralph Stewart, NYI	<b>Andy Brown, Pgh.</b>	no goal
Nov. 20, 1974	Toronto	Dave Keon, Toronto	<b>Gary Inness, Pgh.</b>	GOAL
Nov. 14, 1976	NY Rangers	Bill Goldsworthy, NYR	<b>Dunc Wilson, Pgh.</b>	no goal
Nov. 21, 1976	Pittsburgh	Alain Daigle, Chi.	<b>Dunc Wilson, Pgh.</b>	no goal
Nov. 30, 1976	Washington	Al MacAdam, Clev.	Bernie Wolfe, Wash.	no goal
Dec. 16, 1976	Pittsburgh	Ron Schock, Pgh.	<b>Denis Herron, Pgh.</b>	GOAL
Oct. 15, 1977	Pittsburgh	Orest Kindrachuk, Phi.	<b>Dunc Wilson, Pgh.</b>	no goal
Dec. 4, 1977	Washington	<b>Blair Chapman, Pgh.</b>	Jim Bedard, Wash.	no goal
Jan. 21, 1978	Pittsburgh	<b>Pete Mahovich, Pgh.</b>	Bill McKenzie, Col.	no goal
Mar. 22, 1978	Pittsburgh	<b>Blair Chapman, Pgh.</b>	Glenn Resch, NYI	no goal
Dec. 5, 1978	NY Islanders	<b>Ross Lonsberry, Pgh.</b>	Gilles Meloche, Minn.	no goal
Feb. 9, 1980	Pittsburgh	<b>Gregg Sheppard, Pgh.</b>	Ed Staniowski, St. L.	no goal
Jan. 14, 1981	Pittsburgh	Ilkka Simsalu, Phi.	<b>Paul Harrison, Pgh.</b>	GOAL
Oct. 11, 1981	Philadelphia	Bob Bourne, NYI	<b>Denis Herron, Pgh.</b>	no goal
Feb. 17, 1983	NY Islanders	Dino Ciccarelli, Minn.	<b>Denis Herron, Pgh.</b>	no goal
Mar. 16, 1983	Minnesota	Dave Hannan, Pgh.	Pat Riggan, Wash.	GOAL
Oct. 14, 1983	Washington	Tony Currie, Hart.	<b>Denis Herron, Pgh.</b>	no goal
Mar. 17, 1984	Hartford			no goal

Pittsburgh has scored 4 times in 18 attempts. Opponents have scored 3 times in 11 attempts. Al MacAdam is the only player to score on a penalty shot in the Civic Arena out of the fourteen attempted shots.

1983-84 GAME-BY-GAME RESULTS

GAME	DAY	DATE	OPPONENT	RESULT	SCORE	W-L-T	GF-GA
1.	Tue.	Oct. 4	@ St. Louis	L	3-5	0-1-0	3-5
2.	Sat.	Oct. 8	NY RANGERS	L	1-6	0-2-0	4-11
3.	Sun.	Oct. 9	@ Philadelphia	L	1-7	0-3-0	5-18
4.	Wed.	Oct. 12	WINNIPEG	L	3-4*	0-4-0	8-22
5.	Fri.	Oct. 14	@ Washington	W	4-0	1-4-0	12-22
6.	Sat.	Oct. 15	HARTFORD	L	4-6	1-5-0	16-28
7.	Tue.	Oct. 18	BUFFALO	L	1-3	1-6-0	17-31
8.	Sat.	Oct. 22	BOSTON	L	1-6	1-7-0	18-37
9.	Tue.	Oct. 25	WASHINGTON	L	0-1	1-8-0	18-38
10.	Thu.	Oct. 27	@ Chicago	W	4-2	2-8-0	22-40
11.	Sat.	Oct. 29	PHILADELPHIA	L	1-3	2-9-0	23-43
12.	Sun.	Oct. 30	@ New Jersey	W	5-3	3-9-0	28-46
13.	Wed.	Nov. 2	@ Winnipeg	W	6-3	4-9-0	34-49
14.	Thu.	Nov. 3	@ Calgary	T	3-3*	4-9-1	37-52
15.	Sat.	Nov. 5	@ Edmonton	T	3-7	4-10-1	40-59
16.	Tue.	Nov. 8	CALGARY	L	4-4*	4-10-2	44-63
17.	Fri.	Nov. 11	NY ISLANDERS	L	5-6	4-11-2	49-49
18.	Sat.	Nov. 12	@ NY Islanders	W	4-2	5-11-2	53-71
19.	Wed.	Nov. 16	TORONTO	L	2-3	5-12-2	55-74
20.	Sat.	Nov. 19	ST. LOUIS	T	4-4*	5-13-3	59-78
21.	Sun.	Nov. 20	@ Philadelphia	L	4-5*	6-13-3	67-84
22.	Wed.	Nov. 23	NEW JERSEY	W	4-1	6-14-3	69-89
23.	Fri.	Nov. 25	@ Detroit	L	2-5	6-15-3	73-96
24.	Sat.	Nov. 26	DETROIT	L	4-7	6-16-3	77-102
25.	Tue.	Nov. 29	@ Minnesota	L	4-6	6-17-3	81-108
26.	Thu.	Dec. 1	MINNESOTA	L	4-6	6-18-3	84-114
27.	Sat.	Dec. 3	PHILADELPHIA	L	3-6	6-19-3	87-119
28.	Tue.	Dec. 6	BOSTON	L	3-5	6-19-4	90-122
29.	Sun.	Dec. 11	MONTREAL	T	3-3*	7-19-4	92-124
30.	Tue.	Dec. 13	HARTFORD	W	3-2	7-20-4	94-127
31.	Thu.	Dec. 15	@ Montreal	L	1-3	7-21-4	99-133
32.	Sat.	Dec. 17	LOS ANGELES	L	5-6	7-21-5	102-136
33.	Sun.	Dec. 18	@ Toronto	T	3-3*	7-22-5	105-147
34.	Tue.	Dec. 20	@ NY Islanders	L	3-11	7-23-5	106-153
35.	Wed.	Dec. 21	@ NY Rangers	W	1-6	8-23-5	112-158
36.	Fri.	Dec. 23	@ New Jersey	W	6-5*	9-23-5	119-162
37.	Mon.	Dec. 26	NY RANGERS	W	7-4	9-24-5	119-164
38.	Sat.	Dec. 31	@ St. Louis	L	0-2	9-25-5	124-171
39.	Tue.	Jan. 3	PHILADELPHIA	L	5-7	9-26-5	125-174
40.	Fri.	Jan. 6	@ New Jersey	L	1-3	9-27-5	129-191
41.	Sat.	Jan. 7	NEW JERSEY	L	4-7	9-28-5	130-188
42.	Tue.	Jan. 10	@ Quebec	L	1-7	9-29-5	133-195
43.	Sat.	Jan. 14	@ Boston	L	3-7	9-30-5	137-202
44.	Sun.	Jan. 15	@ Chicago	L	0-2	9-31-5	143-205
45.	Wed.	Jan. 18	WINNIPEG	L	4-5*	10-32-5	145-208
46.	Fri.	Jan. 20	@ NY Rangers	W	6-3	10-33-5	148-214
47.	Sat.	Jan. 21	WASHINGTON	L	2-3	10-34-5	150-219
48.	Wed.	Jan. 25	NY RANGERS	L	3-6	10-35-5	153-226
49.	Sat.	Jan. 28	@ Montreal	L	2-5	11-35-5	157-226
50.	Sun.	Jan. 29	@ Buffalo	L	3-7	11-36-5	162-232
51.	Wed.	Feb. 1	MINNESOTA	W	4-0	11-37-5	166-237
52.	Sat.	Feb. 14	@ NY Islanders	L	5-6	11-38-5	171-243
53.	Sun.	Feb. 5	NY ISLANDERS	L	4-5	11-39-5	174-252
54.	Wed.	Feb. 8	BUFFALO	L	5-8*	12-39-5	177-254
55.	Thu.	Feb. 9	@ Detroit	L	3-9	12-40-5	178-260
56.	Sat.	Feb. 11	NEW JERSEY	W	3-2	12-41-5	181-270
57.	Mon.	Feb. 13	@ Quebec	L	1-6	13-41-5	185-271
58.	Thu.	Feb. 16	@ Calgary	L	3-10	13-42-5	188-278
59.	Fri.	Feb. 17	@ Vancouver	W	4-1	13-43-5	190-287
60.	Sun.	Feb. 19	@ Edmonton	L	3-7	13-44-5	193-290
61.	Wed.	Feb. 22	EDMONTON	L	2-9	13-45-6	196-294
62.	Sat.	Feb. 25	CHICAGO	T	3-3*	13-46-6	201-303
63.	Sun.	Feb. 26	@ NY Rangers	L	3-4*	14-47-6	202-312
64.	Wed.	Feb. 29	VANCOUVER	L	5-9	14-48-6	206-315
65.	Thu.	Mar. 1	@ Washington	L	1-9	14-49-6	208-320
66.	Sat.	Mar. 3	LOS ANGELES	W	4-3	14-50-6	213-326
67.	Mon.	Mar. 5	WASHINGTON	L	2-5	14-51-6	219-334
68.	Tue.	Mar. 6	@ New Jersey	L	5-6	14-52-6	223-340
69.	Thu.	Mar. 8	QUEBEC	L	6-8	14-53-6	226-344
70.	Sun.	Mar. 11	NY ISLANDERS	L	4-6	14-54-6	230-347
71.	Tue.	Mar. 13	@ Vancouver	L	3-4	14-55-6	234-351
72.	Wed.	Mar. 14	@ Los Angeles	L	6-7	15-52-6	236-353
73.	Sat.	Mar. 17	@ Hartford	W	4-2	15-52-6	239-354
74.	Wed.	Mar. 21	TORONTO	W	3-1	16-52-6	243-367
75.	Thu.	Mar. 22	@ Philadelphia	L	4-13	16-54-6	243-373
76.	Sat.	Mar. 24	@ Washington	L	0-6	16-55-6	246-377
77.	Sun.	Mar. 25	WASHINGTON	L	3-4	16-56-6	249-382
78.	Wed.	Mar. 28	PHILADELPHIA	L	3-5	16-57-6	253-388
79.	Thu.	Mar. 29	@ NY Rangers	L	4-6	16-58-6	254-390
80.	Sun.	Apr. 1	NY ISLANDERS	L	1-2	16-58-6	254-390

\* — overtime

1983-84 GAME-BY-GAME HOME RESULTS

GAME	DAY	DATE	OPPONENT	RESULT	SCORE	W-L-T	GF-GA
1.	Sat.	Oct. 8	NY Rangers	L	1-6	0-1-0	1-6
2.	Wed.	Oct. 12	Winnipeg	L	3-4*	0-2-0	4-10
3.	Sat.	Oct. 15	Hartford	L	4-6	0-3-0	8-16
4.	Tue.	Oct. 18	Buffalo	L	1-3	0-4-0	9-19
5.	Sat.	Oct. 22	Boston	L	1-6	0-5-0	10-25
6.	Tue.	Oct. 25	Washington	L	0-1	0-6-0	10-26
7.	Sat.	Oct. 29	Philadelphia	L	1-3	0-7-0	11-29
8.	Tue.	Nov. 8	Calgary	L	4-4*	0-7-1	15-33
9.	Fri.	Nov. 11	NY Islanders	L	5-6	0-8-1	20-39
10.	Wed.	Nov. 16	Toronto	L	2-3	0-9-1	22-42
11.	Sat.	Nov. 19	St. Louis	T	4-4*	0-9-2	26-46
12.	Wed.	Nov. 23	New Jersey	W	4-1	1-9-2	30-47
13.	Sat.	Nov. 26	Detroit	L	4-7	1-10-2	34-54
14.	Thu.	Dec. 1	Minnesota	L	4-6	1-11-2	38-60
15.	Sat.	Dec. 3	Philadelphia	L	3-6	1-12-2	41-66
16.	Tue.	Dec. 6	Boston	L	3-5	1-13-2	44-71
17.	Sun.	Dec. 11	Montreal	T	3-3*	1-13-3	47-74
18.	Tue.	Dec. 13	Hartford	W	3-2	2-13-3	50-76
19.	Sat.	Dec. 17	Los Angeles	L	5-6	2-14-3	55-82
20.	Mon.	Dec. 26	NY Rangers	W	7-4	3-14-3	62-86
21.	Tue.	Jan. 3	Philadelphia	L	5-7	3-15-3	67-93
22.	Sat.	Jan. 7	New Jersey	L	4-7	3-16-3	71-100
23.	Wed.	Jan. 18	Winnipeg	L	4-5*	3-17-3	75-105
24.	Sat.	Jan. 21	Washington	L	2-3	3-18-3	77-108
25.	Wed.	Jan. 25	NY Rangers	L	3-6	3-19-3	80-114
26.	Wed.	Feb. 1	Minnesota	W	4-0	4-19-3	84-114
27.	Sun.	Feb. 5	NY Islanders	L	4-5	4-20-3	88-119
28.	Wed.	Feb. 8	Buffalo	L	5-2	4-21-3	93-125
29.	Sat.	Feb. 11	New Jersey	W	3-2	5-21-3	96-127
30.	Wed.	Feb. 22	Edmonton	L	2-9	5-22-3	98-136
31.	Sat.	Feb. 25	Chicago	T	3-3*	5-22-4	101-139
32.	Wed.	Feb. 29	Vancouver	L	5-9	5-23-4	106-148
33.	Sat.	Mar. 3	Los Angeles	W	4-3	6-23-4	110-151
34.	Mon.	Mar. 5	Washington	L	2-5	6-24-4	112-156
35.	Thu.	Mar. 8	Quebec	L	6-8	6-25-4	118-164
36.	Sun.	Mar. 11	NY Islanders	L	4-6	6-26-4	122-170
37.	Wed.	Mar. 21	Toronto	W	3-1	7-26-4	125-171
38.	Sun.	Mar. 25	Washington	L	3-4	7-27-4	128-175
39.	Wed.	Mar. 28	Philadelphia	L	3-5	7-28-4	131-180
40.	Sun.	Apr. 1	NY Islanders	L	1-2	7-29-4	132-182

1983-84 GAME-BY-GAME AWAY RESULTS

GAME	DAY	DATE	OPPONENT	RESULT	SCORE	W-L-T	GF-GA
1.	Tue.	Oct. 4	@ St. Louis	L	3-5	0-1-0	3-5
2.	Sun.	Oct. 9	@ Philadelphia	L	1-7	0-2-0	4-12
3.	Fri.	Oct. 14	@ Washington	W	4-0	1-2-0	8-12
4.	Thu.	Oct. 27	@ Chicago	W	4-2	2-2-0	12-14
5.	Sun.	Oct. 30	@ New Jersey	W	5-3	3-2-0	17-17
6.	Wed.	Nov. 2	@ Winnipeg	W	6-3	4-2-0	23-20
7.	Thu.	Nov. 5	@ Calgary	T	3-3*	4-2-1	26-23
8.	Sat.	Nov. 5	@ Edmonton	L	3-7	4-3-1	29-30
9.	Sat.	Nov. 12	@ NY Islanders	W	4-2	5-3-1	33-32
10.	Sun.	Nov. 20	@ Philadelphia	L	4-5*	5-4-1	37-37
11.	Fri.	Nov. 25	@ Detroit	L	2-5	5-5-1	39-42
12.	Tue.	Nov. 29	@ Minnesota	L	4-6	5-6-1	43-48
13.	Thu.	Dec. 15	@ Montreal	L	1-3	5-7-1	44-51
14.	Sun.	Dec. 18	@ Toronto	T	3-3*	5-7-2	47-54
15.	Tue.	Dec. 20	@ NY Islanders	L	3-11	5-8-2	50-65
16.	Wed.	Dec. 21	@ NY Rangers	W	1-5	5-9-2	51-71
17.	Fri.	Dec. 23	@ New Jersey	L	6-5*	6-9-2	57-76
18.	Sat.	Dec. 31	@ St. Louis	L	0-2	6-10-2	57-78
19.	Fri.	Jan. 6	@ New Jersey	L	1-3	6-11-2	58-81
20.	Tue.	Jan. 10	@ Quebec	L	1-7	6-12-2	59-88
21.	Sat.	Jan. 14	@ Boston	L	3-7	6-13-2	62-95
22.	Sun.	Jan. 15	@ Chicago	L	0-2	6-14-2	62-97
23.	Fri.	Jan. 20	@ NY Rangers	W	6-3	7-14-2	68-100
24.	Sat.	Jan. 28	@ Montreal	L	2-5	7-15-2	70-105
25.	Sun.	Jan. 29	@ Buffalo	L	3-7	7-16-2	73-112
26.	Sat.	Feb. 14	@ NY Islanders	L	5-6	7-17-2	78-118
27.	Thu.	Feb. 9	@ Detroit	L	3-9	7-18-2	81-127
28.	Mon.	Feb. 13	@ Quebec	L	1-6	7-19-2	82-133
29.	Thu.	Feb. 16	@ Calgary	L	3-10	7-20-2	85-143
30.	Fri.	Feb. 17	@ Vancouver	W	4-1	8-20-2	89-144
31.	Sun.	Feb. 19	@ Edmonton	L	3-7	8-21-2	92-151
32.	Sun.	Feb. 26	@ NY Rangers	L	3-4*	8-22-2	95-155
33.	Thu.	Mar. 1	@ Washington	L	1-9	8-23-2	96-164
34.	Tue.	Mar. 6	@ New Jersey	L	5-6	8-24-2	101-170
35.	Tue.	Mar. 13	@ Vancouver	L	3-4	8-25-2	104-174
36.	Wed.	Mar. 14	@ Los Angeles	L	6-7	8-26-2	110-181
37.	Sat.	Mar. 17	@ Hartford	W	4-2	9-26-2	114-183
38.	Thu.	Mar. 22	@ Philadelphia	L	4-13	9-27-2	118-196
39.	Sat.	Mar. 24	@ Washington	L	0-6	9-28-2	118-202
40.	Thu.	Mar. 29	@ NY Rangers	L	4-6	9-29-2	122-206

\* — overtime

## POWER PLAY GOALS 1983-84

### FOR (70 in 340 chances)

vs BOSTON (2-12) Brickley & Flockhart  
 vs BUFFALO (3-7) Shedden 2 & Hotham  
 vs CALGARY (2-13) Flockhart & Taylor  
 vs CHICAGO (0-12) None  
 vs DETROIT (2-13) Bullard & Boutette  
 vs EDMONTON (1-19) Shedden  
 vs HARTFORD (4-7) Bullard 3 & Taylor  
 vs LOS ANGELES (2-11) Bullard & Boutette  
 vs MINNESOTA (2-12) Kehoe & Shedden  
 vs MONTREAL (0-8) None  
 vs NEW JERSEY (4-29) Hamilton, Roulston, Brickley & Bullard  
 vs NY ISLANDERS (16-43) Bullard 4, Boutette 3, Kehoe 2, Hotham, Taylor, Rissling, Roulston, McCarthy, Brickley, & Flockhart  
 vs NY RANGERS (8-32) Taylor 2, Brickley 2, Boutette, Bullard, Roulston & Shedden  
 vs PHILADELPHIA (8-39) Boutette 2, Taylor 2, Kehoe, Bullard, Hotham & Flockhart  
 vs QUEBEC (3-16) Taylor, Flockhart & Boutette  
 vs ST. LOUIS (2-13) Taylor & Errey  
 vs TORONTO (2-11) Kehoe & Boutette  
 vs VANCOUVER (3-12) Brickley 2 & Shedden  
 vs WASHINGTON (1-21) Bullard  
 vs WINNIPEG (5-10) Bullard 2, Kehoe 2 & Buskas

### PENGUIN SCORERS

Bullard	15	Roulston	3
Boutette	10	Hotham	3
Taylor	9	Buskas	1
Kehoe	7	Errey	1
Brickley	7	Hamilton	1
Shedden	6	McCarthy	1
Flockhart	5	Rissling	1

### AGAINST (86 in 359 chances)

BOSTON (2-14) MacTavish 2  
 BUFFALO (1-10) Housley  
 CALGARY (3-8) McDonald 2 & Beers  
 CHICAGO (2-10) S. Larmer & B. Wilson  
 DETROIT (5-14) Lambert, Ogradnick, Park, Boldirev & Duguay  
 EDMONTON (2-11) Messier & Coffey  
 HARTFORD (3-14) Siltanen 2 & Turgeon  
 LOS ANGELES (4-15) McEwen, Simmer, Smith & Hardy  
 MINNESOTA (3-15) McCarthy, Maxwell & Ciccarelli  
 MONTREAL (3-10) Turcotte, Tremblay & Carboneau  
 NEW JERSEY (2-33) Bridgman & Cirella  
 NY ISLANDERS (10-31) Trottier 3, Tonelli, Gillies, Persson, Jonsson, D. Sutter, LaFonatine & Potvin  
 NY RANGERS (11-35) Larouche 5, Pavelich 2, Osborne, Huber, Don Maloney & Erixon  
 PHILADELPHIA (11-29) Kerr 2, Propp 2, Sittler 2, Rn. Sutter 2, Barber, Poulin & MacLeish  
 QUEBEC (7-13) P. Stastny 3, Sauve 2, Goulet, M. Stastny & McKegney  
 ST. LOUIS (3-14) Federko 2 & Chouinard  
 TORONTO (2-12) McCourt & Anderson  
 VANCOUVER (3-18) Tanti, Lanz & Gradin  
 WASHINGTON (7-38) Andersson 2, Erickson, Carpenter, Gartner, Gould & Haworth  
 WINNIPEG (2-15) Steen & MacLean

### PENGUINS IN THE BOX

Rissling	10	Chorney	2
Fox	6	DeFazio	2
McSorley	6	Gatzos	2
Boutette	5	Tebbutt	2
Maxwell	5	Errey	2
Carlyle	5	Herron	1
Taylor	5	Thornbury	1
Hotham	4	Charlesworth	1
Bullard	4	Roulston	1
Bench	3	O'Regan	1
Schmidt	3	Saganiuk	1
McCarthy	3	Flockhart	1
Buskas	3	Hannan	1
Kehoe	3	Hamilton	1
Bulley	2	St. Laurent	1

## SHORTHANDED GOALS 1983-84

Pittsburgh scored 7 shorthanded goals: Kevin McClelland 2 (ST. LOUIS & WINNIPEG), Andre St. Laurent (BUFFALO), Doug Shedden (LOS ANGELES), Mark Taylor (MINNESOTA), Dave Hannan (WASHINGTON) and Andy Brickley (WINNIPEG).

Opponents scored 14 shorthanded goals: John Ogradnick (DETROIT) & Mark Howe (PHILADELPHIA) both scored two SHG's. Ric Seiling (BUFFALO), Kent Nilsson (CALGARY), Don Jackson & Jari Kurri (EDMONTON), Guy Carboneau (MONTREAL), Gary McAdam (NEW JERSEY), Butch Goring (NY ISLANDERS), Bobby Clarke & Ilkka Sinisalo (PHILADELPHIA) and Gaetan Duchesne (WASHINGTON).

84

## GOALS — SHOTS — POWER PLAY GOALS — SHORTHANDED GOALS

	FIRST	SECOND	THIRD	TOTALS	PCT	PPG-ADV	PCT.	SHG
1967-68	62-787	66-708	67-782	195-2277	8.56%	37-273	13.55%	2
Opponent	61-755	85-792	70-722	216-2269	9.52%	31-193	16.06%	11
1968-69	60-748	75-730	54-753	189-2231	8.47%	52-303	17.16%	8
Opponent	65-832	92-930	96-841	252-2603	9.68%	38-228	16.67%	9
1969-70	63-822	53-792	66-775	182-2389	7.62%	53-315	16.83%	2
Opponent	83-777	70-753	85-706	238-2236	10.64%	65-284	22.88%	5
1970-71	64-861	79-838	78-861	221-2560	8.63%	56-316	17.72%	5
Opponent	76-756	77-740	77-740	240-2288	10.49%	49-275	17.82%	9
1971-72	59-799	76-816	85-824	220-2440	9.02%	46-285	16.14%	5
Opponent	81-790	91-776	86-728	285-2294	11.25%	56-245	22.86%	7
1972-73	84-839	93-827	80-835	257-2501	10.23%	53-302	17.22%	10
Opponent	103-812	92-872	70-842	265-2526	10.49%	48-264	18.18%	7
1973-74	83-835	83-807	76-820	242-2462	9.83%	47-276	17.03%	12
Opponent	93-750	89-773	91-791	273-2314	11.80%	47-246	19.11%	4
1974-75	103-900	112-943	111-918	326-2761	11.81%	64-323	19.81%	13
Opponent	95-887	107-944	87-881	289-2712	10.66%	63-235	19.38%	11
1975-76	97-951	130-881	112-862	339-2694	12.58%	75-308	24.35%	8
Opponent	89-864	117-855	97-843	303-2562	11.83%	68-292	23.29%	13
1976-77	88-777	77-812	75-763	240-2352	10.21%	46-263	17.49%	5
Opponent	71-810	96-961	85-821	252-2592	9.72%	47-208	22.60%	6
1977-78	74-767	80-762	100-777	254-2306	11.01%	53-262	20.23%	5
Opponent	98-961	121-929	102-899	321-2789	11.51%	61-253	24.11%	7
1978-79	84-822	105-932	93-831	281-2585	10.87%	56-264	21.21%	7
Opponent	85-796	96-847	98-827	279-2470	11.30%	57-251	22.71%	4
1979-80	76-783	90-818	85-854	251-2455	10.22%	52-262	19.85%	6
Opponent	92-769	96-808	115-814	303-2391	12.67%	64-245	26.12%	4
1980-81	105-858	107-905	90-844	302-2607	11.58%	92-398	23.11%	6
Opponent	114-800	119-834	112-819	345-2453	14.06%	99-370	26.76%	11
1981-82	101-871	103-884	106-795	310-2550	12.16%	99-401	24.69%	8
Opponent	101-826	115-848	121-824	337-2498	13.49%	92-400	23.00%	14
1982-83	71-797	100-828	86-793	257-2418	10.63%	81-360	22.50%	3
Opponent	122-882	143-887	129-846	394-2615	15.07%	110-399	27.60%	15
1983-84	69-746	102-783	82-717*	254-2267	11.20%	70-340	20.58%	7
Opponent	112-950	126-949	147-982*	390-2908	13.41%	86-357	22.22	14

\*Pittsburgh scored on 1 of 21 shots in overtime in 1983-84  
 Opponents scored on 5 of 27 shots in overtime in 1983-84

TOTAL	1st	2nd	3rd	Ovt	TOTAL	PCT.
PGH	1343-13,963	1531-14,064	1445-13,814	1-21	4320-41,862	10.32%
OPP	1541-14,017	1741-14,550	1668-13,926	5-27	4955-42,520	11.65%

TOTAL	PPG-ADV	PCT.	SHG
PGH	1031-5251	19.63%	112
OPP	1081-4835	22.36%	151

**TEAM BY TEAM RECORDS 1983-84**

PITTSBURGH VS	GP	W	L	T	GF	GA	PTS
New Jersey	7	4	3	0	28	27	8
NY Islanders	7	1	6	0	26	38	2
NY Rangers	7	2	5	0	25	35	4
Philadelphia	7	0	7	0	21	46	0
Washington	7	1	6	0	12	28	2
<b>PATRICK DIVISION</b>	<b>35</b>	<b>8</b>	<b>27</b>	<b>0</b>	<b>112</b>	<b>174</b>	<b>16</b>
Boston	3	0	3	0	7	18	0
Buffalo	3	0	3	0	9	16	0
Hartford	3	2	1	0	11	10	4
Montreal	3	0	2	1	6	11	1
Quebec	3	0	3	0	8	21	0
<b>ADAMS DIVISION</b>	<b>15</b>	<b>2</b>	<b>12</b>	<b>1</b>	<b>41</b>	<b>76</b>	<b>5</b>
Chicago	3	1	1	1	7	7	3
Detroit	3	0	3	0	9	21	0
Minnesota	3	1	2	0	12	12	2
St. Louis	3	0	2	1	7	11	1
Toronto	3	1	1	1	8	7	3
<b>NORRIS DIVISION</b>	<b>15</b>	<b>3</b>	<b>9</b>	<b>3</b>	<b>43</b>	<b>58</b>	<b>9</b>
Calgary	3	0	1	2	10	17	2
Edmonton	3	0	3	0	8	23	0
Los Angeles	3	1	2	0	15	16	2
Vancouver	3	1	2	0	12	14	2
Winnipeg	3	1	2	0	13	12	2
<b>SMYTHE DIVISION</b>	<b>15</b>	<b>3</b>	<b>10</b>	<b>2</b>	<b>58</b>	<b>82</b>	<b>8</b>
<b>TOTAL</b>	<b>80</b>	<b>16</b>	<b>58</b>	<b>6</b>	<b>254</b>	<b>390</b>	<b>38</b>

PITTSBURGH VS	GP	W	L	T	GF	GA	PTS	PCT
Los Angeles	98	42	42	14	308	312	98	.500
Minnesota	85	38	38	9	298	279	85	.500
Detroit	87	36	41	10	298	299	82	.471
Toronto	79	30	34	15	264	287	75	.475
St. Louis	86	30	43	13	257	282	73	.424
Vancouver	59	32	20	7	241	213	71	.602
California**	59	27	16	16	221	174	70	.593
NY Rangers	88	27	50	11	273	346	65	.369
Philadelphia	99	24	59	16	251	383	64	.323
Washington	62	27	28	7	244	227	61	.492
NY Islanders	60	20	28	12	187	216	52	.433
Chicago	76	20	44	12	218	279	52	.342
Buffalo	63	13	29	21	192	266	47	.373
Boston	79	14	52	13	223	347	41	.259
Montreal	87	14	62	11	226	394	39	.224
Atlanta*	35	13	14	8	105	115	34	.486
Colorado***	23	15	7	1	93	70	31	.674
Winnipeg	17	12	5	0	65	57	24	.706
Hartford	17	10	5	2	78	69	22	.643
Cleveland**	10	8	0	2	35	20	18	.900
Quebec	17	7	9	1	59	74	15	.441
New Jersey***	14	5	6	3	51	53	13	.464
Kansas City***	8	4	1	3	37	24	11	.686
Edmonton	17	3	13	1	60	108	7	.206
Calgary*	13	1	7	5	36	61	7	.269
<b>TOTAL</b>	<b>1338</b>	<b>472</b>	<b>653</b>	<b>213</b>	<b>4320</b>	<b>4955</b>	<b>1157</b>	<b>.432</b>
*Atlanta/Calgary	48	14	21	13	141	176	41	.427
**Cal./Cleveland	69	35	16	18	256	194	88	.638
***K.C./Col./NJ	45	24	14	7	181	147	55	.611

Atlanta franchise shifted to Calgary in 1980-81.  
 California franchise shifted to Cleveland from 1976-77 to 1977-78 and then became part of the Minnesota franchise in 1978-79.  
 Kansas City franchise shifted to Colorado in 1976-77 and then to New Jersey in 1982-83.

**PENGUINS ALL-TIME VS . . .**

**VS BOSTON BRUINS 1967-1984**

HOME		AWAY		TOTAL	
W-L-T	GF-GA	W-L-T	GF-GA	W-L-T	GF-GA
10-21-9	121-158	4-31-4	102-189	14-52-13	223-347
LAST WIN BY PITTSBURGH IN PITTSBURGH: November 20, 1982 (4-3) (0-2-0 since last win)					
LAST WIN BY PITTSBURGH IN BOSTON: January 27, 1980 (5-3) (0-4-2 since last win)					
LAST WIN BY BOSTON IN BOSTON: January 14, 1984 (7-3) (0-0-0 since last win)					
LAST WIN BY BOSTON IN PITTSBURGH: December 6, 1983 (5-3) (0-0-0 since last win)					

**VS BUFFALO SABRES 1970-1984**

HOME		AWAY		TOTAL	
W-L-T	GF-GA	W-L-T	GF-GA	W-L-T	GF-GA
10-12-10	115-121	3-17-11	77-145	13-29-21	192-266
LAST WIN BY PITTSBURGH IN PITTSBURGH: December 8, 1982 (4-2) (0-2-0 since last win)					
LAST WIN BY PITTSBURGH IN BUFFALO: January 14, 1979 (5-4) (0-6-2 since last win)					
LAST WIN BY BUFFALO IN BUFFALO: January 29, 1984 (7-3) (0-0-0 since last win)					
LAST WIN BY BUFFALO IN PITTSBURGH: February 8, 1984 (6-5*) (0-0-0 since last win)					

**VS CALGARY FLAMES 1972-1984**

HOME		AWAY		TOTAL	
W-L-T	GF-GA	W-L-T	GF-GA	W-L-T	GF-GA
9-7-8	81-84	5-14-5	60-92	14-21-13	141-176
LAST WIN BY PITTSBURGH IN PITTSBURGH: January 24, 1980 (6-4) (0-2-2 since last win)					
LAST WIN BY PITTSBURGH IN CALGARY: December 28, 1979 (4-2) (0-4-3 since last win)*					
LAST WIN BY CALGARY IN CALGARY: February 16, 1984 (10-3) (0-0-0 since last win)					
LAST WIN BY CALGARY IN PITTSBURGH: November 13, 1982 (3-1) (0-0-1 since last win)					
* — last win by Pittsburgh in Atlanta					

**VS CHICAGO BLACK HAWKS 1967-84**

HOME		AWAY		TOTAL	
W-L-T	GF-GA	W-L-T	GF-GA	W-L-T	GF-GA
16-17-4	125-119	4-27-8	93-160	20-44-12	218-279
LAST WIN BY PITTSBURGH IN PITTSBURGH: December 6, 1980 (6-4) (0-3-2 since last win)					
LAST WIN BY PITTSBURGH IN CHICAGO: October 27, 1984 (4-2) (0-1-0 since last win)					
LAST WIN BY CHICAGO IN CHICAGO: January 15, 1984 (4-2) (0-0-0 since last win)					
LAST WIN BY CHICAGO IN PITTSBURGH: March 13, 1983 (4-3) (0-0-1 since last win)					

**VS DETROIT RED WINGS 1967-1984**

HOME		AWAY		TOTAL	
W-L-T	GF-GA	W-L-T	GF-GA	W-L-T	GF-GA
29-11-3	189-128	7-30-7	109-171	36-41-10	298-299
LAST WIN BY PITTSBURGH IN PITTSBURGH: November 28, 1981 (5-3) (0-2-1 since last win)					
LAST WIN BY PITTSBURGH IN DETROIT: December 31, 1978 (5-4) (0-11-1 since last win)					
LAST WIN BY DETROIT IN DETROIT: February 9, 1984 (9-3) (0-0-0 since last win)					
LAST WIN BY DETROIT IN PITTSBURGH: November 26, 1983 (7-4) (0-0-0 since last win)					

**VS EDMONTON OILERS 1979-84**

HOME		AWAY		TOTAL	
W-L-T	GF-GA	W-L-T	GF-GA	W-L-T	GF-GA
3-5-0	30-45	0-8-1	30-63	3-13-1	60-108
LAST WIN BY PITTSBURGH IN PITTSBURGH: November 10, 1982 (5-4) (0-2-0 since last win)					
LAST WIN BY PITTSBURGH IN EDMONTON: Pittsburgh has never won in Edmonton (0-8-1)					
LAST WIN BY EDMONTON IN EDMONTON: February 19, 1984 (7-3) (0-0-0 since last win)					
LAST WIN BY EDMONTON IN PITTSBURGH: February 22, 1984 (9-2) (0-0-0 since last win)					

**VS HARTFORD WHALERS 1979-84**

HOME		AWAY		TOTAL	
W-L-T	GF-GA	W-L-T	GF-GA	W-L-T	GF-GA
5-2-2	40-32	5-3-0	38-37	10-5-2	78-69
LAST WIN BY PITTSBURGH IN PITTSBURGH: December 13, 1983 (3-2) (0-0-0 since last win)					
LAST WIN BY PITTSBURGH IN HARTFORD: March 17, 1984 (4-2) (0-0-0 since last win)					
LAST WIN BY HARTFORD IN HARTFORD: December 26, 1980 (9-7) (0-5-0 since last win)					
LAST WIN BY HARTFORD IN PITTSBURGH: October 15, 1983 (6-4) (0-1-0 since last win)					



VS LOS ANGELES KINGS 1967-84

HOME		AWAY		TOTAL	
W-L-T	GF-GA	W-L-T	GF-GA	W-L-T	GF-GA
26-14-10	183-146	16-18-4	125-166	42-42-14	308-312

**LAST WIN BY PITTSBURGH IN PITTSBURGH:** March 3, 1984 (4-3) (0-0-0 since last win)  
**LAST WIN BY PITTSBURGH IN LOS ANGELES:** March 19, 1983 (7-4) (0-1-0 since last win)  
**LAST WIN BY LOS ANGELES IN LOS ANGELES:** March 14, 1984 (7-6) (0-0-0 since last win)  
**LAST WIN BY LOS ANGELES IN PITTSBURGH:** December 17, 1983 (6-5) (0-1-0 since last win)

VS MINNESOTA NORTH STARS 1967-84

HOME		AWAY		TOTAL	
W-L-T	GF-GA	W-L-T	GF-GA	W-L-T	GF-GA
26-12-5	163-111	12-26-4	135-168	38-38-9	298-279

**LAST WIN BY PITTSBURGH IN PITTSBURGH:** February 1, 1984 (4-0) (0-0-0 since last win)  
**LAST WIN BY PITTSBURGH IN MINNESOTA:** March 27, 1979 (5-1) (0-7-1 since last win)  
**LAST WIN BY MINNESOTA IN MINNESOTA:** November 29, 1983 (6-4) (0-0-0 since last win)  
**LAST WIN BY MINNESOTA IN PITTSBURGH:** December 1, 1983 (6-4) (0-1-0 since last win)

VS MONTREAL CANADIENS 1967-84

HOME		AWAY		TOTAL	
W-L-T	GF-GA	W-L-T	GF-GA	W-L-T	GF-GA
12-23-8	123-159	2-39-3	103-235	14-62-11	226-394

**LAST WIN BY PITTSBURGH IN PITTSBURGH:** March 30, 1983 (3-2) (0-0-1 since last win)  
**LAST WIN BY PITTSBURGH IN MONTREAL:** December 4, 1980 (3-2) (0-6-0 since last win)  
**LAST WIN BY MONTREAL IN MONTREAL:** January 28, 1984 (5-2) (0-0-0 since last win)  
**LAST WIN BY MONTREAL IN PITTSBURGH:** January 15, 1983 (8-7) (0-1-1 since last win)

VS NEW JERSEY DEVILS/COLORADO/KANSAS CITY 1974-84

HOME		AWAY		TOTAL	
W-L-T	GF-GA	W-L-T	GF-GA	W-L-T	GF-GA
16-5-2	103-72	8-9-5	78-75	24-14-7	181-147

**LAST WIN BY PITTSBURGH IN PITTSBURGH:** February 11, 1984 (3-2) (0-0-0 since last win)  
**LAST WIN BY PITTSBURGH IN NEW JERSEY:** December 23, 1983 (6-5) (0-2-0 since last win)  
**LAST WIN BY NEW JERSEY IN NEW JERSEY:** March 6, 1984 (6-5) (0-0-0 since last win)  
**LAST WIN BY NEW JERSEY IN PITTSBURGH:** January 7, 1984 (7-4) (0-1-0 since last win)

VS NEW YORK ISLANDERS 1972-84

HOME		AWAY		TOTAL	
W-L-T	GF-GA	W-L-T	GF-GA	W-L-T	GF-GA
12-11-7	103-90	8-17-5	84-126	20-28-12	187-216

**LAST WIN BY PITTSBURGH IN PITTSBURGH:** January 1, 1983 (2-1) (0-6-0 since last win)  
**LAST WIN BY PITTSBURGH IN NEW YORK:** November 12, 1983 (4-2) (0-2-0 since last win)  
**LAST WIN BY NEW YORK IN NEW YORK:** February 4, 1984 (6-5) (0-0-0 since last win)  
**LAST WIN BY NEW YORK IN PITTSBURGH:** April 1, 1984 (2-1) (0-0-0 since last win)

VS NEW YORK RANGERS 1967-84

HOME		AWAY		TOTAL	
W-L-T	GF-GA	W-L-T	GF-GA	W-L-T	GF-GA
13-25-6	135-161	14-25-5	138-185	27-50-11	273-346

**LAST WIN BY PITTSBURGH IN PITTSBURGH:** December 26, 1983 (7-4) (0-1-0 since last win)  
**LAST WIN BY PITTSBURGH IN NEW YORK:** January 20, 1984 (6-3) (0-2-0 since last win)  
**LAST WIN BY NEW YORK IN NEW YORK:** March 29, 1984 (6-4) (0-0-0 since last win)  
**LAST WIN BY NEW YORK IN PITTSBURGH:** January 25, 1984 (6-3) (0-0-0 since last win)

VS PHILADELPHIA FLYERS 1967-84

HOME		AWAY		TOTAL	
W-L-T	GF-GA	W-L-T	GF-GA	W-L-T	GF-GA
19-19-11	148-154	5-40-5	103-229	24-59-16	251-383

**LAST WIN BY PITTSBURGH IN PITTSBURGH:** October 23, 1982 (4-2) (0-5-1 since last win)  
**LAST WIN BY PITTSBURGH IN PHILADELPHIA:** January 20, 1974 (5-3) (0-24-2 since last win)  
**LAST WIN BY PHILADELPHIA IN PHILADELPHIA:** March 22, 1984 (13-4) (0-0-0 since last win)  
**LAST WIN BY PHILADELPHIA IN PITTSBURGH:** March 28, 1984 (5-3) (0-0-0 since last win)

VS QUEBEC NORDIQUES 1979-84

HOME		AWAY		TOTAL	
W-L-T	GF-GA	W-L-T	GF-GA	W-L-T	GF-GA
4-3-1	33-33	3-6-0	26-41	7-9-1	59-74

**LAST WIN BY PITTSBURGH IN PITTSBURGH:** October 10, 1981 (2-1) (0-3-0 since last win)  
**LAST WIN BY PITTSBURGH IN QUEBEC:** March 16, 1982 (6-4) (0-3-0 since last win)  
**LAST WIN BY QUEBEC IN QUEBEC:** February 13, 1984 (6-1) (0-0-0 since last win)  
**LAST WIN BY QUEBEC IN PITTSBURGH:** March 8, 1984 (8-6) (0-0-0 since last win)

VS ST. LOUIS BLUES 1967-84

HOME		AWAY		TOTAL	
W-L-T	GF-GA	W-L-T	GF-GA	W-L-T	GF-GA
19-14-9	147-115	11-29-4	110-167	30-43-13	257-282

**LAST WIN BY PITTSBURGH IN PITTSBURGH:** November 18, 1981 (6-1) (0-2-1 since last win)  
**LAST WIN BY PITTSBURGH IN ST. LOUIS:** April 3, 1979 (3-2) (0-8-1 since last win)  
**LAST WIN BY ST. LOUIS IN ST. LOUIS:** December 31, 1983 (2-0) (0-0-0 since last win)  
**LAST WIN BY ST. LOUIS IN PITTSBURGH:** December 29, 1982 (6-5) (0-0-1 since last win)

VS TORONTO MAPLE LEAFS 1967-84

HOME		AWAY		TOTAL	
W-L-T	GF-GA	W-L-T	GF-GA	W-L-T	GF-GA
19-16-5	139-129	11-18-10	125-158	30-34-15	264-287

**LAST WIN BY PITTSBURGH IN PITTSBURGH:** March 21, 1984 (3-1) (0-0-0 since last win)  
**LAST WIN BY PITTSBURGH IN TORONTO:** February 14, 1980 (4-2) (0-3-3 since last win)  
**LAST WIN BY TORONTO IN TORONTO:** February 21, 1983 (4-2) (0-0-1 since last win)  
**LAST WIN BY TORONTO IN PITTSBURGH:** November 16, 1983 (3-2) (0-1-0 since last win)

VS VANCOUVER CANUCKS 1970-84

HOME		AWAY		TOTAL	
W-L-T	GF-GA	W-L-T	GF-GA	W-L-T	GF-GA
18-7-4	126-101	14-13-3	115-112	32-20-7	241-213

**LAST WIN BY PITTSBURGH IN PITTSBURGH:** October 12, 1982 (5-4) (0-2-0 since last win)  
**LAST WIN BY PITTSBURGH IN VANCOUVER:** February 17, 1984 (4-1) (0-1-0 since last win)  
**LAST WIN BY VANCOUVER IN VANCOUVER:** March 13, 1984 (4-3) (0-0-0 since last win)  
**LAST WIN BY VANCOUVER IN PITTSBURGH:** February 28, 1984 (9-5) (0-0-0 since last win)

VS WASHINGTON CAPITALS 1974-84

HOME		AWAY		TOTAL	
W-L-T	GF-GA	W-L-T	GF-GA	W-L-T	GF-GA
13-14-4	124-100	14-14-3	120-127	27-28-7	244-227

**LAST WIN BY PITTSBURGH IN PITTSBURGH:** October 27, 1982 (7-5) (0-6-0 since last win)  
**LAST WIN BY PITTSBURGH IN WASHINGTON:** October 14, 1983 (4-0) (0-2-0 since last win)  
**LAST WIN BY WASHINGTON IN WASHINGTON:** March 24, 1984 (6-0) (0-0-0 since last win)  
**LAST WIN BY WASHINGTON IN PITTSBURGH:** March 25, 1984 (4-3) (0-0-0 since last win)

VS WINNIPEG JETS 1979-84

HOME		AWAY		TOTAL	
W-L-T	GF-GA	W-L-T	GF-GA	W-L-T	GF-GA
7-2-0	35-27	5-3-0	30-30	12-5-0	65-57

**LAST WIN BY PITTSBURGH IN PITTSBURGH:** February 23, 1983 (6-4) (0-2-0 since last win)  
**LAST WIN BY PITTSBURGH IN WINNIPEG:** November 2, 1983 (6-3) (0-0-0 since last win)  
**LAST WIN BY WINNIPEG IN WINNIPEG:** February 4, 1983 (6-4) (0-1-0 since last win)  
**LAST WIN BY WINNIPEG IN PITTSBURGH:** January 18, 1984 (5-4) (0-0-0 since last win)

**STREAKS**  
**WINNING — LOSING — UNBEATEN — WINLESS**

YEAR	OVERALL		HOME		AWAY	
	WIN	UNBT	WIN	UNBT	WIN	UNBT
1967-68	4	5	3	5	3	3
1968-69	4	6	7	4	4	5
1969-70	3	4	6	6	2	2
1970-71	2	4	4	7	2	2
1971-72	4	5	6	4	3	3
1972-73	4	5	5	8	1	2
1973-74	3	4	6	6	3	3
1974-75	3	7	3	9*	2	4
1975-76	4	11*	3	10	2	4
1976-77	3	6	4	7	2	2
1977-78	2	7	5	6	3	2
1978-79	4	10	4	8	2	2
1979-80	4	7	6	7	2	2
1980-81	6*	6	3	4	3	3
1981-82	4	7	4	8	2	2
1982-83	3	5	11*	3	1	1
1983-84	2	3	8	2	4*	4*

\* - Club Record  
 WIN - Winning streak  
 UNBT - Unbeaten streak  
 LOSS - Losing streak  
 WINL - Winless streak

**FASTEST GOALS**

- FASTEST TWO GOALS, ONE PLAYER:** 7 seconds by Wally Boyer, March 5, 1970 at Detroit vs Roy Edwards; 9 seconds by Darryl Edestrand, March 12, 1972 at Boston vs Gerry Cheevers
- FASTEST TWO GOALS, OPPONENT, ONE PLAYER:** 15 seconds by Bill Goldsworthy (Minnesota) March 23, 1974 at Minnesota vs Gary Inness
- FASTEST TWO GOALS, BOTH TEAMS:** (NHL RECORD): 4 seconds by Wayne Bianchin (Pittsburgh) & Guy Chouinard (Atlanta) March 15, 1977 at Atlanta; 5 seconds by Rick Martin (Buffalo) & Greg Polis (Pittsburgh) January 3, 1974 at Buffalo
- FASTEST TWO PITTSBURGH GOALS:** 9 seconds by Al McDonough & Ken Schinkel, November 22, 1972 vs St. Louis; 10 seconds by Dennis Owchar & Mike Corrigan, November 2, 1976 vs Los Angeles
- FASTEST TWO OPPONENT GOALS:** 6 seconds by Guy Lafleur & Steve Shutt (Montreal) April 2, 1975 at Montreal
- FASTEST TWO PITTSBURGH ASSISTS:** 7 seconds by Ron Schock, March 5, 1970 at Detroit on goals by Wally Boyer
- FASTEST TWO OPPONENT ASSISTS:** 6 seconds by Pete Mahovlich (Montreal) April 2, 1975 at Montreal
- FASTEST THREE PITTSBURGH GOALS, ONE PLAYER:** 4:17 by Lowell MacDonald, November 13, 1973 vs Cesare Maniago vs Minnesota
- FASTEST THREE OPPONENT GOALS, ONE PLAYER:** 3:26 by Stan Gilbertson (Washington) April 6, 1975 vs Bob Johnson at Washington
- FASTEST THREE GOALS, BOTH TEAMS:** 39 seconds by Blair Chapman (Pittsburgh), Denis Potvin (NY Islanders) & Mike Bossy (NY Islanders) December 5, 1978 at New York (Islanders)
- FASTEST THREE PITTSBURGH GOALS:** 27 seconds by Al McDonough, Ken Schinkel & Ron Schock, November 22, 1972 vs St. Louis
- FASTEST THREE OPPONENT GOALS:** 40 seconds by Thomas Eriksson, Dan Poulin & Len Hachborn (Philadelphia) on March 22, 1984 at Philadelphia
- FASTEST FOUR PITTSBURGH GOALS, ONE PLAYER:** 24:21 by Paul Gardner, December 13, 1980 vs Phil Myre, vs Philadelphia
- FASTEST FOUR OPPONENT GOALS, ONE PLAYER:** 34:40 by San Gilbertson (Washington) April 6, 1975 vs Bob Johnson at Washington
- FASTEST FOUR GOALS, BOTH TEAMS:** 1:17 by Pierre Larouche (Pittsburgh) Guy Lafleur (2) (Montreal) & Pete Mahovlich (Montreal) January 26, 1975 at Montreal
- FASTEST FOUR PITTSBURGH GOALS:** 1:49 by Bryan Hextall, Jean Pronovost, Al McDonough & Ken Schinkel, November 22, 1972 vs St. Louis; 1:49 by Jean Pronovost, Al McDonough, Ken Schinkel & Ron Schock, November 22, 1972 vs St. Louis
- FASTEST FOUR OPPONENT GOALS:** 1:22 by Bobby Clarke, Ilka Sinisalo, Reggie Leach & Ken Linseman (Philadelphia) on October 11, 1982 at Philadelphia
- FASTEST FIVE GOALS, BOTH TEAMS:** 4:25 by Rick Kehoe (Pittsburgh), Ron Schock (Pittsburgh), Murray Oliver (Minnesota), Syl Apps (Pittsburgh) & Barry Gibbs (Minnesota), December 21, 1974 at Minnesota

**FASTEST FIVE PITTSBURGH GOALS:** 2:07 by Bryan Hextall, Jean Pronovost, Al McDonough, Ken Schinkel & Ron Schock November 22, 1972 vs St. Louis

**FASTEST FIVE OPPONENT GOALS:** 2:37 by Duane Sutter, Bryan Trottier (2), John Tonelli & Duane Sutter (NY Islanders) on January 26, 1982 at NY Islanders

**FASTEST SIX PITTSBURGH GOALS:** 5:02 by Greg Polis, Bryan Hextall, Jean Pronovost, Al McDonough, Ken Schinkel & Ron Schock November 22, 1972 vs St. Louis

**FASTEST SEVEN PITTSBURGH GOALS:** 12:11 by Al McDonough, Greg Polis, Bryan Hextall, Jean Pronovost, Al McDonough, Ken Schinkel & Ron Schock November 22, 1972 vs St. Louis

**FASTEST PITTSBURGH GOAL, START OF GAME:** 6 seconds by Jean Pronovost, March 25, 1976 at St. Louis

**FASTEST OPPONENT GOAL, START OF GAME:** 9 seconds by Ross Lonsberry (Philadelphia) October 20, 1977 at Philadelphia

**FASTEST PITTSBURGH GOAL, START OF SECOND PERIOD:** 7 seconds by Lowell MacDonald, February 10, 1973 at Boston

**FASTEST OPPONENT GOAL, START OF SECOND PERIOD:** 7 seconds by Joey Johnston (California) October 20, 1973 at Pittsburgh; 7 seconds by Stan Gilbertson (Washington) November 12, 1975 at Washington

**FASTEST PITTSBURGH GOAL, START OF THIRD PERIOD:** 12 seconds by Greg Polis, April 1, 1972 at Philadelphia

**FASTEST OPPONENT GOAL, START OF THIRD PERIOD:** 16 seconds by Gerry Ehman (California) March 17, 1971 at California; 16 seconds by Doug Jarrett (Chicago) February 24, 1974 at Chicago

**EARLIEST WINNING GOAL:** 35 seconds by Ken Schinkel, October 17, 1972 at New York Islanders (5-0)

**EARLIEST WINNING GOAL,** 9 seconds by Ross Lonsberry (Philadelphia) October 20, 1977 at Philadelphia (11-0)

**FASTEST TWO GOALS, FROM START OF GAME:** 29 seconds by George Ferguson & Greg Malone, December 6, 1980 vs Chicago

**FASTEST TWO GOALS AGAINST, FROM START OF GAME:** 40 seconds by Tim Kerr & Bill Barber (Philadelphia) October 9, 1983 at Philadelphia

## PITTSBURGH PENGUIN TEAM RECORDS SEASON

### POINTS

<b>Most Overall:</b>	89 (1974-75) (37 wins & 15 ties)
<b>Most Home:</b>	60 (1974-75) (25 wins & 10 ties)
<b>Most Away:</b>	34 (1978-79) (13 wins & 8 ties)
<b>Fewest Overall:</b>	38 (1983-84) (16 wins & 6 ties)
<b>Fewest Home:</b>	18 (1983-84) (7 wins & 4 ties)
<b>Fewest Away:</b>	13 (1982-83) (4 wins & 5 ties)

### WINS

<b>Most Overall:</b>	37 (1974-75)
<b>Most Home:</b>	25 (1974-75)
<b>Most Away:</b>	13 (1973-74) & (1978-79)
<b>Fewest Overall:</b>	16 (1983-84)
<b>Fewest Home:</b>	7 (1983-84)
<b>Fewest Away:</b>	3 (1970-71)

### LOSSES

<b>Most Overall:</b>	58 (1983-84)
<b>Most Home:</b>	29 (1983-84)
<b>Most Away:</b>	31 (1982-83)
<b>Fewest Overall:</b>	28 (1974-75)
<b>Fewest Home:</b>	5 (1974-75)
<b>Fewest Away:</b>	19 (1978-79)

### TIES

<b>Most Overall:</b>	20 (1970-71)
<b>Most Home:</b>	10 (1967-68) & (1974-75)
<b>Most Away:</b>	11 (1970-71)
<b>Fewest Overall:</b>	9 (1972-73) & (1973-74)
<b>Fewest Home:</b>	3 (1980-81)
<b>Fewest Away:</b>	3 (1967-68) & (1973-74)

### STREAKS

<b>Longest Winning:</b>	6 (February 22 to March 4, 1981)
<b>Longest Home Winning:</b>	9 (February 26 to April 5, 1975)
<b>Longest Away Winning:</b>	4 (October 14 to November 2, 1983)
<b>Longest Unbeaten:</b>	11 (February 7 to February 28, 1976) (7-0-4)
<b>Longest Home Unbeaten:</b>	20 (November 30, 1974 to February 22, 1975) (12-0-8)
<b>Longest Away Unbeaten:</b>	7 (March 13 to March 27, 1979) (5-0-2)
<b>Longest Losing:</b>	11 (January 22 to February 10, 1983)
<b>Longest Home Losing:</b>	8 (April 3 to October 29, 1983) (Two seasons) 7 (October 8 to October 29, 1983)
<b>Longest Away Losing:</b>	18 (December 23, 1982 to March 4, 1983)
<b>Longest Winless:</b>	18 (January 2 to February 10, 1983) (0-17-1)
<b>Longest Home Winless:</b>	12 (April 3 to November 9, 1983) (0-10-2) (Two seasons)
<b>Longest Away Winless:</b>	11 (October 8 to November 9, 1983) (0-9-2)
<b>Consecutive Games Scoring:</b>	18 (October 25, 1970 to January 14, 1971) (0-11-7)
<b>Consecutive Games Scored</b>	18 (December 23, 1982 to March 4, 1983) (0-18-0)
<b>Against:</b>	77 (January 24, 1981 to January 13, 1982)
<b>Consecutive Tie Games:</b>	156 (April 1, 1980 to March 20, 1982)
	4 (December 8 to December 15, 1979)

**SEASON****GOALS**

Most For Overall:	339 (1975-76)
Most For Home:	196 (1975-76)
Most For Away:	143 (1975-76) & (1981-82)
Fewest For Overall:	182 (1969-70)
Fewest For Home:	99 (1968-69)
Fewest For Away:	77 (1969-70)
Most Against Overall:	394 (1982-83)
Most Against Home:	182 (1983-84)
Most Against Away:	224 (1982-83)
Fewest Against Overall:	216 (1967-68)
Fewest Against Home:	92 (1970-71)
Fewest Against Away:	115 (1967-68)

**ASSISTS**

Most For Overall:	567 (1975-76)
Fewest For Overall:	294 (1969-70)
Most Against Overall:	665 (1982-83)
Fewest Against Overall:	338 (1967-68)

**POINTS (Goals & Assists)**

Most For Overall:	906 (1975-76)
Fewest For Overall:	476 (1969-70)
Most Against Overall:	1049 (1982-83)
Fewest Against Overall:	554 (1967-68)

**PENALTIES**

Most For Overall:	710 (1981-82)
Fewest For Overall:	248 (1967-68)
Most Against Overall:	722 (1981-82)
Fewest Against Overall:	330 (1967-68)

**PENALTY MINUTES**

Most For Overall:	2212 (1981-82)
Fewest For Overall:	554 (1967-68)
Most Against Overall:	2395 (1981-82)
Fewest Against Overall:	750 (1967-68)

**MINORS**

Most For:	561 (1981-82)
Fewest For:	237 (1967-68)
Most Against:	550 (1981-82)
Fewest Against:	330 (1967-68)

**MAJORS**

Most For:	83 (1983-84)
Fewest For:	1 (1967-68)
Most Against:	88 (1983-84)
Fewest Against:	6 (1967-68)

**MISCONDUCTS**

Most For:	69 (1981-82)
Fewest For:	1 (1968-69)
Most Against:	87 (1981-82)
Fewest Against:	7 (1976-77)

**SHOTS ON GOAL**

Most For:	2761 (1974-75)
Fewest For:	2231 (1968-69)
Most Against:	2908 (1983-84)
Fewest Against:	2236 (1969-70)

**SEASON****POWER PLAY CHANCES**

Most For:	401 (1981-82)
Fewest For:	262 (1977-78) & (1979-80)
Most Against:	401 (1982-83)
Fewest Against:	193 (1967-68)

**POWER PLAY GOALS**

Most For:	99 (1981-82)
Fewest For:	37 (1967-68)
Most Against:	110 (1982-83)
Fewest Against:	31 (1967-68)

**POWER PLAY %**

Highest For:	24.7 (1981-82)
Lowest For:	13.6 (1967-68)
Highest Against:	27.4 (1982-83)
Lowest Against:	16.1 (1967-68)

**SHORTHANDED GOALS**

Most For:	13 (1974-75)
Fewest For:	2 (1967-68) & (1969-70)
Most Against:	15 (1982-83)
Fewest Against:	4 (1973-74) (1978-79) & (1979-80)

## LARGEST SCORES

**Largest Win:**  
**Largest Loss:**  
**Largest Tie:**

## GAME

12-1 vs Washington (March 15, 1975)  
12-0 at Montreal (February 22, 1979)  
6-6 vs California (March 2, 1968)  
at Buffalo (February 18, 1971)  
at Washington (November 12, 1975)  
at Toronto (February 19, 1977)  
vs St. Louis (October 25, 1978)  
at Buffalo (November 14, 1982)  
at Minnesota (November 26, 1982)

## SCORELESS TIES

0-0 vs California (December 27, 1967)  
at New York Rangers (March 8, 1970)  
vs Philadelphia (October 17, 1970)  
vs Minnesota (March 13, 1971)  
vs Los Angeles (November 23, 1974)  
vs Cleveland (February 3, 1977)  
at Chicago (December 19, 1979)  
vs New York Islanders (March 2, 1980)  
vs Philadelphia (December 4, 1982)

## GOALS

**Most For, Home Game:**  
**Most For, Away Game:**

12 vs Washington (March 15, 1975)  
9 at California (December 17, 1975)  
9 at Vancouver (March 13, 1979)

**Most Against, Home Game:**  
**Most Against, Away Game:**  
**Most For, Two Games:**  
**Most For, Three Games:**  
**Most For, Four Games:**  
**Most For, Five Games:**

10 vs Edmonton (February 19, 1983)  
13 at Philadelphia (March 22, 1984)  
18 (March 15 to March 16, 1975)  
23 (February 17 to February 21, 1976)  
29 (February 15 to February 21, 1976)  
33 (November 13 to November 20, 1974)  
(February 14 to February 21, 1976)

**Most Against, Two Games:**  
**Most Against, Three Games:**

19 (March 22 to March 24, 1984)  
23 (January 31 to February 6, 1982)  
(January 12 to January 15, 1983)  
(March 22 to March 25, 1984)

**Most Against, Four Games:**

28 (December 19 to December 26, 1980)  
(January 31 to February 7, 1982)  
(January 22 to January 28, 1983)  
(March 22 to March 28, 1984)

**Most Against, Five Games:**

34 (January 7 to January 15, 1983)  
(February 22 to March 1, 1984)  
(March 22 to March 29, 1984)  
0 (January 14 to January 17, 1970)  
(February 20 to February 23, 1972)  
(March 3 to March 4, 1973)  
(February 2 to February 7, 1980)

**Fewest For, Two Games:**

**Fewest For, Three Games:**

**Fewest For, Four Games:**

**Fewest For, Five Games:**

**Fewest Against, Two Games:**

**Fewest Against, Three Games:**

**Fewest Against, Four Games:**

**Fewest Against, Five Games:**

**Most For, Both Teams, Home:**

**Most For, Both Teams, Away:**

1 (October 31 to November 4, 1973)  
2 (October 31 to November 7, 1973)  
5 (Four times)  
1 (Eleven times)  
1 (February 20 to February 24, 1973)  
3 (February 20 to February 25, 1973)  
5 (February 20 to February 28, 1973)  
17 (February 19, 1983 vs Edmonton)  
(Edmonton 10, Pittsburgh 7)  
17 (March 22, 1984 at Philadelphia)  
(Philadelphia 13, Pittsburgh 4)

## ASSISTS

**Most For, Home Game:**  
**Most For, Away Game:**

20 vs Washington (March 15, 1975)  
14 at Vancouver (March 16, 1974)

**Most Against, Home Game:**

14 at Hartford (December 26, 1980)  
15 vs Minnesota (February 3, 1980)  
15 vs Edmonton (February 19, 1983)

**Most Against, Away Game:**

22 at Philadelphia (March 22, 1984)

**Most For, Both Teams, Home:**

28 vs Edmonton (February 19, 1983)

**Most For, Both Teams, Away:**

29 at Hartford (December 26, 1980)

## POINTS

**Most For, Home Game:**

32 vs Washington (March 15, 1975)

**Most For, Away Game:**

22 at Vancouver (March 16, 1974)  
at Vancouver (March 13, 1979)

**Most Against, Home Game:**

25 vs Edmonton (February 19, 1983)

**Most Against, Away Game:**

35 at Philadelphia (March 22, 1984)

**Most For, Both Teams, Home:**

45 vs Edmonton (February 19, 1983)

**Most For, Both Teams, Away:**

45 at Philadelphia (March 22, 1984)

## PENALTIES

**Most Home:**

28 vs Edmonton (January 19, 1980) (12-8-8)

**Most Away:**

28 at New York Islanders (October 14, 1982) (15-7-6)

**Opponent Most Home:**

24 vs Edmonton (January 19, 1980) (9-9-6)

**Opponent Most Away:**

25 at Detroit (November 2, 1977) (14-8-3)

**Most, Both Teams, Home:**

52 vs Edmonton (January 19, 1980) (21-17-14)

**Most, Both Teams, Away:**

50 at New York Islanders (October 14, 1982) (24-15-11)

## PENALTY MINUTES

**Most Home:**

144 vs Edmonton (January 19, 1980) (12-8-8)

**Most Away:**

125 at New York Islanders (October 14, 1982) (15-7-6)

**Opponent Most, Home:**

123 vs Edmonton (January 19, 1980) (9-9-6)

**Opponent Most, Away:**

123 at Winnipeg (October 31, 1980) (9-3-9)

**Most, Both Teams, Home:**

267 vs Edmonton (January 19, 1980) (21-17-14)  
(Pittsburgh 144, Edmonton 123)

**Most, Both Teams, Away:**

244 at Winnipeg (October 31, 1980) (17-6-18)  
(Winnipeg 123, Pittsburgh 121)

## SHOTS

**Most For, Home:**

65 vs Washington (Low/Belhumeur) (March 15, 1975)

**Most For, Away:**

49 at Toronto (Hamel) (November 20, 1974)  
at Chicago (Esposito) (February 25, 1979)

**Most Against, Home:**

55 vs Montreal (Wilson/Laxton) (October 23, 1976)

**Most Against, Away:**

59 at Atlanta (Wilson/Herron) (March 15, 1977)

**Fewest For, Home:**

17 vs Philadelphia (St. Croix) (October 23, 1982)

**Fewest For, Away:**

11 at Boston (Gilbert) (March 27, 1977)

**Opponent Fewest, Home:**

13 vs Los Angeles (Smith) (October 22, 1969)

**Opponent Fewest, Away:**

15 at California (Binkley) (October 17, 1971)

## SAVES

**Most For, Home:**

48 vs Philadelphia (Dion) (October 23, 1982)

**Most For, Away:**

52 at Atlanta (Wilson/Herron) (March 15, 1977)

**Most Against, Home:**

51 at Philadelphia (Inness) (November 9, 1975)

**Most Against, Away:**

53 vs Montreal (Thomas) (March 10, 1974)

**Fewest For, Home:**

47 at Chicago (Esposito) (February 25, 1979)

**Fewest For, Away:**

11 vs Los Angeles (Smith) (October 22, 1969)  
vs New York Rangers (Millen) (December 22, 1979)

**Opponent Fewest, Home:**

13 at St. Louis (Newton) (April 3, 1971)  
at Montreal (Inness/Brown) (February 28, 1974)  
at New York Rangers (Harrison)

**Opponent Fewest, Away:**

(December 14, 1981)  
13 vs Philadelphia (St. Croix) (October 23, 1982)

**Opponent Fewest, Away:**

11 at Boston (Gilbert) (March 27, 1977)

at Montreal (Larocque) (December 29, 1977)

## GOALS

**Most For, Home Period:**  
**Most For, Away Period:**  
**Most Against, Home Period:**

**Most Against, Away Period:**  
**Most, Both Teams,**  
**Home Period:**

**Most, Both Teams,**  
**Away Period:**

## ASSISTS

**Most For, Home Period:**  
**Most For, Away Period:**  
**Most Against, Home Period:**

**Most Against, Away Period:**  
**Most, Both Teams,**  
**Home Period:**  
**Most, Both Teams,**  
**Away Period:**

## POINTS

**Most For, Home Period:**  
**Most For, Away Period:**  
**Most Against, Home Period:**  
**Most Against, Away Period:**  
**Most Both Teams,**

**Home Period:**  
**Most Both Teams,**  
**Away Period:**

## PENALTIES

**Most For, Home Period:**  
**Most For, Away Period:**  
**Most Against, Home Period:**  
**Most Against, Away Period:**

**Most Both Teams,**  
**Home Period:**  
**Most Both Teams,**  
**Away Period:**

## PERIOD

7 vs St. Louis (November 22, 1972)  
5 at New York Rangers (October 28, 1973)  
6 at Minnesota (February 3, 1982)  
vs Minnesota (January 12, 1983)  
vs Montreal (January 15, 1983)  
7 at Philadelphia (March 22, 1984)

8 vs St. Louis (November 22, 1972)  
vs Vancouver (October 6, 1976)  
vs Montreal (January 11, 1978)  
vs Detroit (November 4, 1978)  
vs Montreal (January 15, 1983)

8 at Vancouver (March 16, 1974)  
at Hartford (November 30, 1979)  
at Hartford (December 26, 1980)

11 vs St. Louis (November 22, 1972)  
9 at New York Rangers (October 28, 1973)  
10 vs Vancouver (January 19, 1974)  
vs Boston (November 10, 1979)  
vs New York Rangers (February 12, 1972)  
vs Minnesota (February 3, 1982)  
13 at Philadelphia (March 22, 1984)

15 vs Vancouver (October 6, 1976)  
14 at New York Islanders (December 11, 1976)  
at Hartford (December 26, 1980)

18 vs St. Louis (November 22, 1972)  
14 at New York Rangers (October 28, 1973)  
16 vs Minnesota (February 3, 1982)  
20 at Philadelphia (March 22, 1984)  
23 vs Vancouver (October 6, 1976)  
21 at Vancouver (March 16, 1974)  
at New York Islanders (December 11, 1976)

24 vs Edmonton (January 19, 1980) (9-7-8)  
18 at New York Islanders (October 14, 1982) (9-4-5)  
19 vs Edmonton (January 19, 1980) (5-8-6)  
15 at Detroit (November 2, 1977) (6-6-3)  
at Winnipeg (October 31, 1980) (4-2-9)

43 vs Edmonton (January 19, 1980) (14-15-14)  
31 at Detroit (November 2, 1977) (13-12-6)

## PERIOD

## PENALTY MINUTES

**Most For, Home Period:**  
**Most For, Away Period:**  
**Most Against, Home Period:**  
**Most Against, Away Period:**  
**Most Both Teams,**

**Home Period:**  
**Most Both Teams,**  
**Away Period:**

## SHOTS

**Most For, Home Period:**  
**Most For, Away Period:**  
**Most Against, Home Period:**

**Most Against, Away Period:**

**Fewest For, Home Period:**

**Fewest For, Away Period:**

**Fewest Against, Home Period:**

**Fewest Against, Away Period:**

## SAVES

**Most For, Home Period:**

**Most For, Away Period:**

**Most Against, Home Period:**  
**Most Against, Away Period:**  
**Fewest For, Home Period:**

**Fewest For, Away Period:**

**Opponent Fewest,**  
**Home Period:**

**Opponent Fewest,**  
**Away Period:**

133 vs Edmonton (January 19, 1980) (9-7-8)  
110 at Buffalo (December 7, 1980) (5-2-9)  
110 vs Edmonton (January 19, 1980) (5-8-6)  
108 at Winnipeg (October 31, 1980) (4-2-9)  
243 at Edmonton (January 19, 1980) (14-15-14)  
213 at Buffalo (December 7, 1980) (9-3-8)

27 vs Washington (Low) (March 15, 1975)  
23 at Washington (Parro) (March 28, 1982)  
23 at Detroit (Binkley) (December 4, 1968)  
vs Montreal (Wilson/Laxton) (October 23, 1976)  
28 at New York Islanders (Herron)  
(December 5, 1978)  
2 vs St. Louis (Plante) (November 19, 1969)  
vs Buffalo (Desjardins) (January 15, 1977)  
1 at Boston (Cheevers) (December 15, 1968)  
1 at New York Rangers (Giacomin) (March 8, 1970)  
at Chicago (Esposito) (February 10, 1974)  
1 vs New York Rangers (Holland)  
(November 24, 1979)  
vs Calgary (Dion) (March 7, 1982)  
1 at Washington (Herron) (January 6, 1977)

21 vs New York Rangers (Binkley)  
(November 16, 1968)  
vs New York Rangers (Binkley) (March 18, 1970)  
25 at New York Islanders (Herron)  
(December 5, 1978)  
24 vs Hartford (Veisor) (February 19, 1981)  
22 at Minnesota (Worsley) (March 23, 1974)  
1 vs California (Rutherford) (March 3, 1973)  
1 vs California (Brown) (February 16, 1974)  
1 vs New York Rangers (Holland)  
(November 24, 1979)  
1 vs Chicago (Ricci) (January 10, 1981)  
1 vs Calgary (Dion) (March 7, 1982)  
1 at St. Louis (Binkley) (March 19, 1970)  
1 at Los Angeles (Hoganson/Smith)  
(March 20, 1971)  
1 at Washington (Herron) (January 6, 1977)  
1 at Boston (Dion) (November 14, 1981)

1 vs Toronto (Palmateer) (December 26, 1976)  
1 vs Buffalo (Desjardins) (January 15, 1977)

0 at Boston (Cheevers) (December 15, 1968)

## GOALIES

### GAMES PLAYED

Most All Time:	245 - Denis Herron
Most One Season:	63 - Greg Millen (1980-81)
Most Home, One Season:	34 - Greg Millen (1980-81)
	34 - Michel Dion (1981-82)
Most Away, One Season:	31 - Denis Herron (1978-79)

### MINUTES PLAYED

Most All Time:	13,731 - Denis Herron
Most One Season:	3,721 - Greg Millen (1980-81)
Most Home, One Season:	2,040 - Greg Millen (1980-81)
Most Away, One Season:	1,748 - Denis Herron (1978-79)

### GOALS AGAINST

Most All Time:	857 - Denis Herron
Most One Season:	228 - Greg Millen (1980-81)
Most Home, One Season:	128 - Greg Millen (1980-81)
Most Away, One Season:	130 - Greg Millen (1980-81)

### GOALS AGAINST AVERAGE

Lowest All Time:	2.86 - Hank Bassen
Lowest Home, All Time:	2.34 - Joe Daley
Lowest Away, All Time:	3.23 - Les Binkley
Lowest One Season:	2.86 - Hank Bassen (1967-68)
	- Les Binkley (1970-71)
Lowest Home, One Season:	2.02 - Al Smith (1970-71)
Lowest Away, One Season:	2.81 - Dunc Wilson (1976-77)

### SHUTOUTS

Most All Time:	11 - Les Binkley
Most One Season:	6 - Les Binkley (1967-68)
Most Home, One Season:	3 - Les Binkley (1967-68)
Most Away, One Season:	3 - Les Binkley (1967-68)

### SAVES

Most All Time:	6,808 - Denis Herron
Most One Season:	1,920 - Denis Herron (1977-78)
Most Home, One Season:	938 - Denis Herron (1977-78)
Most Away, One Season:	982 - Denis Herron (1977-78)
Most Per Game, All Time:	30.6 - Joe Daley
Most Per Home Game, All Time:	29.6 - Joe Daley
Most Per Away Game, All Time:	31.2 - Denis Herron
Most Per Game, One Season:	32.6 - Denis Herron (1977-78)
Most Per Home Game, One Season:	31.2 - Joe Daley (1968-69)
Most Per Away Game, One Season:	35.8 - Denis Herron (1977-78)
Best Efficiency, All Time:	90.8 - Hank Bassen
Best Efficiency, One Season:	91.17 - Jim Rutherford (1972-73)

### WINS

Most All Time:	78 - Denis Herron
Most One Season:	25 - Greg Millen (1980-81)
	25 - Michel Dion (1981-82)
Most Home, One Season:	19 - Greg Millen (1980-81)
Most Away, One Season:	10 - Les Binkley (1967-68)

## LOSSES

Most All Time:	108 - Denis Herron
Most One Season:	31 - Les Binkley (1968-69)
Most Home, One Season:	17 - Les Binkley (1968-69)
	17 - Les Binkley (1967-68)
Most Away, One Season:	17 - Michel Dion (1981-82)

## TIES

Most All Time:	41 - Denis Herron
Most One Season:	15 - Denis Herron (1977-78)
Most Home, One Season:	9 - Les Binkley (1967-68)
Most Away, One Season:	7 - Denis Herron (1977-78) & (1978-79)
	7 - Greg Millen (1980-81)

## STREAKS

Most Consecutive Wins:	6 - Al Smith (February 15 to March 4, 1970)
	6 - Greg Millen (December 13 to 31, 1978)
	6 - Greg Millen (February 22 to March 4, 1981)
Most Consecutive Home Wins:	13 - Jim Rutherford (February 16 to November 22, 1972)
Most Consecutive Away Wins:	4 - Les Binkley (February 25 to March 30, 1968)
	4 - Denis Herron (October 14 to November 12, 1983)
Most Consecutive Losses:	9 - Michel Dion (December 20, 1983 to March 1, 1984)
Most Consecutive Home Losses:	5 - Denis Herron (October 18 to November 16, 1983)
	5 - Michel Dion (April 3, 1982 to October 22, 1982) (Two seasons)
Most Consecutive Away Losses:	10 - Joe Daley (November 13, 1968 to March 20, 1969)
Longest Unbeaten Streak:	11 - Michel Plasse (January 25 to March 6, 1976) (6-0-5)
Longest Home Unbeaten Streak:	18 - Michel Plasse (January 11 to December 31, 1975) (14-0-4)
Longest Away Unbeaten Streak:	7 - Denis Herron (March 13 to 27, 1979) (5-0-2)
Longest Winless Streak:	15 - Al Smith (January 28 to April 1, 1971) (0-10-5)
Longest Home Winless Streak:	9 - Les Binkley (November 6 to December 21, 1968) (0-8-1)
Longest Away Winless Streak:	26 - Al Smith (March 5, 1970 to April 1, 1971) (0-18-8)



## INDIVIDUAL RECORDS

### ALL TIME

**MOST GAMES PLAYED:** 753 - Jean Pronovost  
**MOST CONSECUTIVE GAMES:** 320 - Ron Schock  
**MOST POINTS:** 634 - Rick Kehoe  
**MOST GOALS:** 316 - Jean Pronovost  
**MOST ASSISTS:** 349 - Syl Apps  
**MOST PENALTIES:** 302 - Bryan Watson  
**MOST PENALTY MINUTES:** 871 - Bryan Watson

### SEASON

**MOST GOALS:**  
55 - Rick Kehoe (1980-81)  
53 - Pierre Larouche (1975-76)  
52 - Jean Pronovost (1975-76)  
51 - Mike Bullard (1983-84)  
**MOST GOALS, CENTER:**  
53 - Pierre Larouche (1975-76)  
51 - Mike Bullard (1983-84)  
**MOST GOALS, LEFT WING:** 43 - Lowell MacDonald (1973-74)  
**MOST GOALS, RIGHT WING:** 55 - Rick Kehoe (1980-81)  
52 - Jean Pronovost (1975-76)  
**MOST GOALS, DEFENSEMAN:** 16 - Randy Carlyle (1980-81)  
**MOST ASSISTS:** 67 - Syl Apps (1975-76)  
67 - Randy Carlyle (1980-81)  
67 - Syl Apps (1975-76)  
**MOST ASSISTS, CENTER:** 51 - Pat Boutette (1981-82)  
**MOST ASSISTS, LEFT WING:** 52 - Jean Pronovost (1975-76)  
**MOST ASSISTS, RIGHT WING:** 52 - Rick Kehoe (1981-82)  
67 - Randy Carlyle (1980-81)  
**MOST ASSISTS, DEFENSEMAN:** 3 - Greg Millen (1979-80)  
**MOST ASSISTS, GOALTENDER:** 111 - Pierre Larouche (1975-76)  
**MOST POINTS:** 111 - Pierre Larouche (1975-76)  
**MOST POINTS, CENTER:** 82 - Lowell MacDonald (1973-74)  
**MOST POINTS, LEFT WING:** 104 - Jean Pronovost (1975-76)  
**MOST POINTS, RIGHT WING:** 83 - Randy Carlyle (1980-81)  
**MOST POINTS, DEFENSEMAN:** 3 - Greg Millen (1979-80)  
**MOST POINTS, GOALTENDER:** 112 - Paul Baxter (1981-82) (77-19-16)  
**MOST PENALTIES:** 409 - Paul Baxter (1981-82)  
**MOST PENALTY MINUTES:** 133 - Bryan Hextall (1970-71)  
378 - Dave Schultz (1977-78)  
**MOST PEN/MIN, CENTER:** 161 - Pat Hughes (1980-81)  
**MOST PEN/MIN, LEFT WING:** 409 - Paul Baxter (1981-82)  
**MOST PEN/MIN, RIGHT WING:** 60 - Andy Brown (1973-74)  
**MOST PEN/MIN, DEFENSEMAN:**  
**MOST PEN/MIN, GOALIE:**

### GAME

**MOST GOALS:** 4 - Paul Gardner (December 13, 1980 vs Philadelphia)  
**MOST ASSISTS:** 6 - Ron Stackhouse (March 8, 1975 vs Philadelphia)  
6 - Greg Malone (November 28, 1979 vs Quebec)  
**MOST POINTS:** 6 - Syl Apps (December 13, 1972 vs NY Islanders) (3-3)  
6 - Ron Stackhouse (March 8, 1975 vs Philadelphia) (0-6)  
6 - Greg Malone (November 28, 1979 vs Quebec) (0-6)  
**MOST PENALTIES:** 9 - Russ Anderson (January 19, 1980 vs Edmonton) (3-3-3)  
**MOST PENALTY MINUTES:** 51 - Russ Anderson (January 19, 1980 vs Edmonton)

### PERIOD

**MOST GOALS:** 3 - Al McDonough (November 18, 1972 vs Atlanta)  
3 - Lowell MacDonald (November 13, 1973 vs Minnesota)  
3 - Rick Kehoe (March 10, 1976 vs Buffalo)  
**MOST ASSISTS:** 4 - Syl Apps (March 24, 1971 vs Detroit)  
4 - Ron Stackhouse (March 8, 1975 vs Philadelphia)  
**MOST POINTS** 4 - Syl Apps (March 24, 1971 vs Detroit) (0-4)  
4 - Ron Stackhouse (March 8, 1975 vs Philadelphia) (0-4)  
4 - Syl Apps (March 19, 1976 at Washington) (1-3)  
**MOST PENALTIES:** 8 - Russ Anderson (January 19, 1980 vs Edmonton) (3-2-3)  
**MOST PENALTY MINUTES:** 46 - Russ Anderson (January 19, 1980 vs Edmonton)

### MONTH

**MOST GOALS:** 14 - Jean Pronovost (January, 1978)  
**MOST ASSISTS:** 24 - Syl Apps (March, 1974)  
**MOST POINTS:** 27 - Syl Apps (March, 1974)

### MOST PLAYERS

**MOST PLAYERS, 20 OR MORE GOALS:** 9 (1974-75) — Pronovost (43), Kehoe (32), Hadfield (31), Larouche (31), Kelly (27), MacDonald (27), Arnason (26), Apps (24) & Schock (23)

**MOST PLAYERS, 30 OR MORE GOALS:** 5 (1975-76) — Larouche (53), Pronovost (52), Apps (32), MacDonald (30) & Hadfield (43) & Pronovost (40); 2 (1975-76) — Larouche (53) & Pronovost (52)

**MOST PLAYERS, 50 OR MORE GOALS:** 2 (1975-76) — Larouche (53) & Pronovost (52)

**MOST PLAYERS, 40 OR MORE ASSISTS:** 7 (1975-76) — Apps (67), Stackhouse (60), Larouche (58), Pronovost (52), Kehoe (47), Schock (44) & MacDonald (43)

**MOST PLAYERS, 50 OR MORE ASSISTS:** 4 (1975-76) — Apps (67), Stackhouse (60), Larouche (58) & Pronovost (52)

**MOST PLAYERS, 60 OR MORE ASSISTS:** 2 (1975-76) — Apps (67) & Stackhouse (60)

**MOST PLAYERS, 60 OR MORE POINTS:** 8 (1975-76) — Larouche (111), Pronovost (104), Apps (99), Kehoe (76), MacDonald (73), Stackhouse (71), Hadfield (65), Schock (62)

**MOST PLAYERS, 70 OR MORE POINTS:** 6 (1975-76) — Larouche (111), Pronovost (104), Apps (99), Kehoe (76), MacDonald (73) & Stackhouse (71)

**MOST PLAYERS, 80 OR MORE POINTS:** 3 (1975-76) — Larouche (111), Pronovost (104) & Apps (99)

**MOST PLAYERS, 90 OR MORE POINTS:** 3 (1975-76) — Larouche (111), Pronovost (104) & Apps (99)

**MOST PLAYERS, 100 OR MORE POINTS:** 2 (1975-76) — Larouche (111) & Pronovost (104)

**MOST PLAYERS, 125 OR MORE PENALTY MINUTES:** 5 (1981-82) — Baxter (409), Price (322), Boutette (230), Carlyle (131) & Malone (125)

**MOST PLAYERS, 200 OR MORE PENALTY MINUTES:** 3 (1981-82) — Baxter (409), Price (322) & Boutette (230)

**MOST PLAYERS, 300 OR MORE PENALTY MINUTES:** 2 (1981-82) — Baxter (409) & Price (322)

**MOST PLAYERS, 200 OR MORE SHOTS ON GOAL:** 6 (1974-75) — Pronovost (275), Hadfield (253), Kehoe (240), Kelly (223), MacDonald (220) & Arnason (215)

### SCORING SUMMARIES

### PITTSBURGH VS BOSTON

1983-84	GP	W	L	T	PTS	GF	GA	PPG	SHG	PEN	PIM
PITTSBURGH	3	0	3	0	0	7	18	2-12	0	21	48
BOSTON	3	3	0	0	6	18	7	2-14	0	18	50

#### AT PITTSBURGH (0-2-0)

Oct. 22 BOS. 6 (Peeters) at Pgh. 1 (Dion)  
 Dec. 6 BOS. 5 (Peeters) at Pgh. 3 (Dion/Herron)  
 Jan. 14 Pgh. 3 (Dion) at BOS. 6 (Keans)

Herron replaced Dion start of 3rd period on Dec. 6

Boston leads all-time series (52-14-13)

#### AT BOSTON (0-1-0)

WG - MacTavish  
 WG - Pederson  
 WG - MacTavish (2)

#### GOALS & SHOTS BY PERIODS

	1st	2nd	3rd	Total
PITTSBURGH	1-21	4-27	2-22	7-70
BOSTON	6-31	5-27	7-29	18-97

#### PITTSBURGH

Player	GP	SOG	G	A	PTS	PIM
Kehoe	3	8	0	4	4	2
Flockhart	2	6	2	0	2	0
Maxwell	3	2	1	1	2	4
Bullard	3	2	0	2	2	4
Carlyle	3	4	0	2	2	2
Hotham	3	5	0	2	2	4
Brickley	1	1	1	0	1	0
O'Regan	1	1	1	0	1	0
Schutt	1	4	1	0	1	0
Shedden	1	5	1	0	1	0
Rissling	1	0	0	1	1	4
Young	1	1	0	1	1	0
Bulley	1	0	0	0	0	0
DeFazio	1	1	0	0	0	9
Fox	1	0	0	0	0	0
Gatzos	1	1	0	0	0	2
Gladney	1	2	0	0	0	0
Herron	1	0	0	0	0	0
Lamoureux	1	1	0	0	0	0
Loney	1	2	0	0	0	5
McClelland	1	2	0	0	0	0
St. Laurent	1	0	0	0	0	2
Sutter	1	1	0	0	0	0
Taylor	1	1	0	0	0	0
Tebbutt	1	0	0	0	0	2
Tookey	1	1	0	0	0	2
Hannan	2	0	0	0	0	0
Roulston	2	2	0	0	0	0
Saganiuk	2	2	0	0	0	0
Boutette	3	8	0	0	0	0
Buskas	3	2	0	0	0	2
Dion	3	0	0	0	0	0
Errey	3	3	0	0	0	0
McSorley	3	2	0	0	0	0
Bench						4
<b>TOTAL</b>	<b>3</b>	<b>70</b>	<b>7-13-20</b>	<b>21-48</b>	<b>TOTAL</b>	<b>3</b>

#### GOALTENDERS

	GP	MP	GA	SO	SAVES	AVG	W-L-T	PCT.
Herron (P)	1	20	1 (1)	0	8	3.00	0-1-0	.889
Dion (P)	3	160	16	0	71	6.00	0-2-0	.816
<b>PITTSBURGH TOTAL</b>	<b>3</b>	<b>180</b>	<b>18</b>	<b>0</b>	<b>79</b>	<b>6.00</b>	<b>0-3-0</b>	<b>.810</b>
Peeters (B)	2	120	4	0	50	2.00	2-0-0	.926
Keans (B)	1	60	3	0	13	3.00	1-0-0	.813
<b>BOSTON TOTAL</b>	<b>3</b>	<b>180</b>	<b>7</b>	<b>0</b>	<b>63</b>	<b>2.33</b>	<b>3-0-0</b>	<b>.900</b>

PPG: PITTSBURGH: 2 for 12 — (Brickley & Flockhart)

BOSTON: 2 for 14 — (MacTavish 2)

HT: Barry Pederson, Dec. 6 at Pittsburgh — 2 vs Dion & 1 vs Herron

**SCORING SUMMARIES**

1983-84	GP	W	L	T	PTS	GF	GA	PPG	SHG	PEN	PIM
PITTSBURGH	3	0	3	0	0	9	16	3-7	1	17	67
BUFFALO	3	3	0	0	6	16	9	1-10	1	14	61

**AT PITTSBURGH (0-2-0)**

Oct. 18 **BUF. 3 (Barraso)** at Pgh. 1 (Herron)  
 Jan. 19 Pgh. 3 (Romano) at **Buf. 7 (Sauve)**  
 Feb. 8 **BUF. 6 (Sauve)** at Pgh. 5 (Herron)

**AT BUFFALO (0-1-0)**

WG - Housley  
 WG - Perreault  
 WG - Andreychuk (0:31/OT)

Buffalo leads all-time series (29-13-21)

**GOALS & SHOTS BY PERIODS**

	1st	2nd	3rd	OVT	Total
PITTSBURGH	1-14	5-22	3-26	0-0	9-62
BUFFALO	3-37	3-31	9-44	1-3	16-115

**PITTSBURGH**

Player	GP	SOG	G	A	PTS	PIM
Shedden	2	7	3	1	4	0
McCarthy	2	1	1	3	4	0
Taylor	2	3	0	3	3	0
Bullard	2	7	2	0	2	0
Flockhart	2	7	1	1	2	4
Schmidt	2	2	0	2	2	0
St. Laurent	1	2	1	0	1	0
Hotham	3	4	1	0	1	2
O'Regan	2	1	0	1	1	0
Roulston	2	2	0	1	1	0
Errey	3	4	0	1	1	0
Kehoe	3	5	0	1	1	0
Bulley	1	1	0	0	0	0
Buskas	1	0	0	0	0	0
Charlesworth	1	1	0	0	0	2
Fox	1	0	0	0	0	0
Gladney	1	0	0	0	0	0
Hannan	1	1	0	0	0	0
Lamoureux	1	1	0	0	0	0
Maxwell	1	0	0	0	0	0
McClelland	1	0	0	0	0	0
Romano	1	0	0	0	0	0
Saganiuk	1	2	0	0	0	0
Schutt	1	0	0	0	0	2
Sutter	1	0	0	0	0	0
Tebbutt	1	1	0	0	0	0
Carlyle	2	4	0	0	0	4
DeFazio	2	0	0	0	0	0
Herron	2	0	0	0	0	0
Rissling	2	0	0	0	0	32
Boutette	3	4	0	0	0	4
McSorley	3	2	0	0	0	17
<b>TOTAL</b>	<b>3</b>	<b>62</b>	<b>9</b>	<b>14</b>	<b>23</b>	<b>17-67</b>

**BUFFALO**

Player	GP	SOG	G	A	PTS	PIM
Perreault	3	10	5	4	9	0
Andreychuk	3	5	1	4	5	0
Foligno	3	11	1	3	4	9
Hamel	3	10	1	3	4	0
Hajt	3	2	0	4	4	0
McKenna	3	8	2	1	3	0
Seiling	3	3	1	2	3	0
Cloutier	3	9	0	3	3	0
Housley	3	13	2	0	2	0
Ramsay	3	3	2	0	2	0
Cyr	3	9	1	1	2	0
Ramsey	3	4	0	2	2	0
Renaud	1	2	0	1	1	0
Wiemer	3	8	0	1	1	0
Barraso	1	0	0	0	0	0
Davis	1	1	0	0	0	0
Korab	1	0	0	0	0	0
Langevin	1	1	0	0	0	0
Verrett	1	3	0	0	0	0
Moller	2	1	0	0	0	2
Peterson	2	4	0	0	0	2
Sauve	2	0	0	0	0	0
Playfair	3	4	0	0	0	48
Virta	3	4	0	0	0	0
<b>TOTAL</b>	<b>3</b>	<b>115</b>	<b>16</b>	<b>29</b>	<b>45</b>	<b>14-61</b>

**GOALTENDERS**

	GP	MP	GA	SO	SAVES	AVG	W-L-T	PCT.
Herron (P)	2	121	8 (1)	0	70	3.97	0-2-0	.897
Romano (P)	1	60	7	0	29	7.00	0-1-0	.806
<b>PITTSBURGH TOTAL</b>	<b>3</b>	<b>181</b>	<b>16</b>	<b>0</b>	<b>99</b>	<b>5.30</b>	<b>0-3-0</b>	<b>.861</b>
Barraso (B)	1	60	1	0	17	1.00	1-0-0	.944
Sauve (B)	2	121	8	0	36	3.97	2-0-0	.818
<b>BUFFALO TOTAL</b>	<b>3</b>	<b>181</b>	<b>9</b>	<b>0</b>	<b>53</b>	<b>2.98</b>	<b>3-0-0</b>	<b>.855</b>

PPG: PITTSBURGH: (3 for 7 — Shedden 2 & Hotham)  
 BUFFALO: (1 for 10 — Housley)

SHG: PITTSBURGH: (1 — St. Laurent)  
 BUFFALO: (1 — Seiling)

**SCORING SUMMARIES**

1983-84	GP	W	L	T	PTS	GF	GA	PPG	SHG	PEN	PIM
PITTSBURGH	3	0	1	2	2	10	17	2-13	0	13	32
CALGARY	3	1	0	2	4	17	10	3-8	1	18	42

**AT PITTSBURGH (0-0-1)**

Nov. 3 Pgh. 3 (Dion) at Cal. 3 (Edwards)  
 Nov. 8 Cal. 4 (Edwards) at Pgh. 4 (Herron/Dion)  
 Feb. 16 Pgh. 3 (Dion) at **Cal. 10 (Edwards)**

**AT CALGARY (0-1-1)**

WG - Risebrough

Dion replaced Herron 3:06 to 5:02 & 20:00 to 65:00 on Nov. 8

Calgary leads all-time series (21-14-13)

**GOALS & SHOTS BY PERIODS**

	1st	2nd	3rd	OVT	Total
PITTSBURGH	3-37	5-40	2-31	0-5	10-113
CALGARY	5-36	6-37	6-43	0-6	17-122

**PITTSBURGH**

Player	GP	SOG	G	A	PTS	PIM
Brickley	3	6	2	2	4	0
Bullard	3	9	2	2	4	0
Flockhart	3	9	3	0	3	0
Taylor	3	3	1	2	3	0
McCarthy	1	7	0	3	3	4
Hotham	3	9	0	2	2	4
Bulley	2	9	1	0	1	2
Hamilton	2	6	1	0	1	0
Hryniewicz	1	1	0	1	1	0
Roulston	1	0	0	1	1	0
Gladney	2	3	0	1	1	0
Hannan	2	4	0	1	1	0
Kehoe	2	5	0	1	1	0
Boutette	1	0	0	0	0	2
Fox	1	0	0	0	0	0
Gatzos	1	0	0	0	0	0
Herron	1	0	0	0	0	0
O'Regan	1	2	0	0	0	0
Rissling	1	1	0	0	0	0
Sasser	1	1	0	0	0	0
Schmidt	1	1	0	0	0	0
Tebbutt	1	3	0	0	0	4
Buskas	2	1	0	0	0	10
Carlyle	2	7	0	0	0	0
Gardner	2	6	0	0	0	0
Maxwell	2	4	0	0	0	2
McClelland	2	5	0	0	0	0
Shedden	2	2	0	0	0	0
Dion	3	0	0	0	0	0
Errey	3	3	0	0	0	0
McSorley	3	6	0	0	0	4
<b>TOTAL</b>	<b>3</b>	<b>113</b>	<b>10</b>	<b>16</b>	<b>26</b>	<b>13-32</b>

**CALGARY**

Player	GP	SOG	G	A	PTS	PIM
Beers	3	8	2	4	6	9
McDonald	3	15	4	1	5	2
Risebrough	3	12	3	1	4	2
Loob	3	12	2	2	4	0
Nilsson	3	5	1	3	4	0
MacInnis	1	3	1	2	3	2
Quinn	1	0	0	3	3	0
Stiles	1	2	1	2	3	2
Patterson	3	9	0	3	3	0
Peplinski	3	5	0	3	3	5
Baxter	2	2	1	1	2	0
Eaves	3	4	1	1	2	2
Jackson	1	0	0	2	2	0
Macoun	2	5	0	2	2	0
Hindmarch	2	7	1	0	1	0
Kromm	1	1	0	1	1	0
Reinhart	2	12	0	1	1	0
Konroyd	3	4	0	1	1	4
Bozek	1	5	0	0	0	0
Eakip	1	0	0	0	0	2
Hislop	1	1	0	0	0	0
Volcan	1	0	0	0	0	0
Hunter	2	0	0	0	0	6
Hanson	2	3	0	0	0	2
Edwards	3	0	0	0	0	0
Eloranta	3	3	0	0	0	4
Tambellini	3	4	0	0	0	0
<b>TOTAL</b>	<b>3</b>	<b>122</b>	<b>17</b>	<b>33</b>	<b>50</b>	<b>18-42</b>

**GOALTENDERS**

	GP	MP	GA	SO	SAVES	AVG	W-L-T	PCT.
Dion (P)	3	172	15	0	95	5.23	0-1-2	.864
Herron (P)	1	18	2	0	10	6.67	0-0-0	.833
<b>PITTSBURGH TOTAL</b>	<b>3</b>	<b>190</b>	<b>17</b>	<b>0</b>	<b>105</b>	<b>5.37</b>	<b>0-1-2</b>	<b>.861</b>
Edwards (C)	3	190	10	0	103	3.16	1-0-2	.912
<b>CALGARY TOTAL</b>	<b>3</b>	<b>190</b>	<b>10</b>	<b>0</b>	<b>103</b>	<b>3.16</b>	<b>1-0-2</b>	<b>.912</b>

PPG: PITTSBURGH: 2 for 13 (Flockhart & Taylor)  
 CALGARY: 3 for 8 (McDonald 2 & Beers)

SHG: CALGARY: 1 (Nilsson)

HT: Lanny McDonald, February 16 at Calgary vs Michel Dion  
 Doug Risebrough, February 16 at Calgary vs Michel Dion

**SCORING SUMMARIES**

1983-84	GP	W	L	T	PTS	GF	GA	PPG	SHG	PEN	PIM
PITTSBURGH	3	1	1	1	3	7	7	0-12	0	21	59
CHICAGO	3	1	1	1	3	7	7	2-10	0	24	73

**AT PITTSBURGH (0-0-1)**

Oct. 27 Pgh. 4 (Herron) at Chicago 2 (Bannerman)  
 Jan. 13 Pgh. 0 (Romano) at Chi. 2 (Esposito)  
 Feb. 25 Chi. 3 (Janecyk) at Pgh. 3 (Herron)

**AT CHICAGO (1-1-0)**

WG - Taylor  
 WG - B. Wilson

Chicago leads all-time series (44-20-12)

**GOALS & SHOTS BY PERIODS**

	1st	2nd	3rd	OVT	Total
PITTSBURGH	2-31	3-25	2-31	0-0	7-87
CHICAGO	2-38	2-35	3-30	0-3	7-106

**PITTSBURGH**

Player	GP	SOG	G	A	PTS	PIM
Brickley	3	3	1	2	3	0
Flockhart	3	11	1	2	3	0
Boutette	3	4	1	1	2	6
Shedden	2	3	0	2	2	0
Kehoe	2	5	1	0	1	0
Bullard	3	7	1	0	1	4
Errey	3	7	1	0	1	0
Taylor	3	6	1	0	1	2
Gladney	1	0	0	1	1	0
Schmidt	1	3	0	1	1	0
Bulley	1	1	0	0	0	0
Charlesworth	1	2	0	0	0	0
DeFazio	1	1	0	0	0	0
Gardner	1	1	0	0	0	2
Hannan	1	2	0	0	0	14
Hrynewich	1	1	0	0	0	0
Maxwell	1	1	0	0	0	2
McCarthy	1	5	0	0	0	2
McClelland	1	2	0	0	0	5
Rissling	1	0	0	0	0	2
Romano	1	0	0	0	0	0
Schutt	1	0	0	0	0	0
Tebbutt	1	2	0	0	0	0
Buskas	2	2	0	0	0	0
Carlyle	2	6	0	0	0	0
Fox	2	1	0	0	0	2
Gatzos	2	2	0	0	0	0
Herron	2	0	0	0	0	4
O'Regan	2	2	0	0	0	0
Roulston	2	3	0	0	0	0
Hotham	3	3	0	0	0	2
McSorley	3	1	0	0	0	12
<b>TOTAL</b>	<b>3</b>	<b>87</b>	<b>7-9-16</b>	<b>21-59</b>	<b>TOTAL</b>	<b>3</b>

**GOALTENDERS**

	GP	MP	GA	SO	SAVES	AVG	W-L-T	PCT.
Romano (P)	1	60	2	0	30	2.00	0-1-0	.938
Herron (P)	2	125	5	0	69	2.40	1-0-1	.932
<b>PITTSBURGH TOTAL</b>	<b>3</b>	<b>185</b>	<b>7</b>	<b>0</b>	<b>99</b>	<b>2.27</b>	<b>1-1-1</b>	<b>.934</b>
Esposito (C)	1	60	0	1	35	0.00	1-0-0	1.000
Janecyk (C)	1	65	3	0	30	2.77	0-0-1	.910
Bannerman (C)	1	60	3	0	18	3.00	0-1-0	.857
<b>CHICAGO TOTAL</b>	<b>3</b>	<b>180</b>	<b>7</b>	<b>0</b>	<b>80</b>	<b>2.27</b>	<b>1-1-1</b>	<b>.920</b>

PPG: PITTSBURGH: 0 for 12

CHICAGO: 2 for 10 (S. Larmer & B. Wilson)

SHO: Tony Esposito, January 15 at Chicago (2-0) (35 saves)

**PITTSBURGH VS CHICAGO**

**SCORING SUMMARIES**

1983-84	GP	W	L	T	PTS	GF	GA	PPG	SHG	PEN	PIM
PITTSBURGH	3	0	3	0	0	9	21	2-13	0	30	126
DETROIT	3	3	0	0	6	21	9	5-14	2	27	96

**AT PITTSBURGH (0-1-0)**

Nov. 25 Pgh. 2 (Herron) at Det. 5 (Mio)  
 Nov. 26 Det. 7 (Mio) at Pgh. (Dion)  
 Feb. 9 Pgh. 3 (Romano) at Det. 9 (Micaief)

**AT DETROIT (0-2-0)**

WG - Lambert  
 WG - Larson  
 WG - Campbell

Detroit leads all-time series (41-36-10)

**GOALS & SHOTS BY PERIODS**

	1st	2nd	3rd	Total
PITTSBURGH	3-25	3-31	3-33	9-89
DETROIT	8-45	6-41	7-34	21-116

**PITTSBURGH**

Player	GP	SOG	G	A	PTS	PIM
Flockhart	3	9	3	1	4	15
Bullard	3	10	2	1	3	2
Kehoe	3	12	1	1	2	0
Young	2	0	0	2	2	5
Shedden	3	6	0	2	2	2
Bulley	2	3	1	0	1	0
Boutette	3	5	1	0	1	12
Taylor	3	5	1	0	1	2
Fox	1	1	0	1	1	2
McCarthy	1	2	0	1	1	0
Rissling	1	2	0	1	1	0
Carlyle	2	4	0	1	1	2
McClelland	2	2	0	1	1	25
Hotham	3	5	0	1	1	2
Tebbutt	3	6	0	1	1	13
DeFazio	1	0	0	0	0	0
Dion	1	0	0	0	0	2
Herron	1	0	0	0	0	0
Loney	1	0	0	0	0	0
O'Regan	1	0	0	0	0	0
Romano	1	0	0	0	0	0
Roulston	1	3	0	0	0	0
Schmidt	1	1	0	0	0	0
Buskas	2	2	0	0	0	0
Gardner	2	2	0	0	0	0
Maxwell	2	3	0	0	0	18
Tookey	2	1	0	0	0	0
Errey	3	0	0	0	0	2
McSorley	3	5	0	0	0	22
<b>TOTAL</b>	<b>3</b>	<b>89</b>	<b>9-14-23</b>	<b>30-126</b>	<b>TOTAL</b>	<b>3</b>

**GOALTENDERS**

	GP	MP	GA	SO	SAVES	AVG	W-L-T	PCT.
Herron (P)	1	60	4 (1)	0	34	4.00	0-1-0	.895
Dion (P)	1	60	7	0	33	7.00	0-1-0	.825
Romano (P)	1	60	9	0	28	9.00	0-1-0	.757
<b>PITTSBURGH TOTAL</b>	<b>3</b>	<b>180</b>	<b>21</b>	<b>0</b>	<b>95</b>	<b>7.00</b>	<b>0-3-0</b>	<b>.819</b>
Mio (D)	2	120	6	0	60	3.00	2-0-0	.909
Micaief (D)	1	60	3	0	20	3.00	1-0-0	.870
<b>DETROIT TOTAL</b>	<b>3</b>	<b>180</b>	<b>9</b>	<b>0</b>	<b>80</b>	<b>3.00</b>	<b>3-0-0</b>	<b>.899</b>

PPG: PITTSBURGH: 2 for 13 (Bullard & Boutette)

DETROIT: 5 for 14 (Lambert, Ogrodnick, Boldirev, Duguay & Park)

SHG: DETROIT: 2 (Ogrodnick 2)

**SCORING SUMMARIES**

**PITTSBURGH VS EDMONTON**

1983-84	GP	W	L	T	PTS	GF	GA	PPG	SHG	PEN	PIM
PITTSBURGH	3	0	3	0	0	8	23	1-19	0	18	53
EDMONTON	3	3	0	0	6	23	8	2-11	2	25	59

**AT PITTSBURGH (0-1-0)**

Nov. 5 Pgh. 3 (Dion) at Edm. 7 (Moog)  
 Feb. 19 Pgh. 3 (Romano) at Edm. 7 (Moog)  
 Feb. 22 Edm. 9 (Moog) at Pgh. 2 (Romano/Dion)  
 Dion replaced Romano at 45:46 on February 22

**AT EDMONTON (0-2-0)**

WG - Messier  
 WG - Gretzky  
 WG - Gretzky (2)

Edmonton leads all-time series (13-3-1)

<b>GOALS &amp; SHOTS BY PERIODS</b>	<b>1st</b>	<b>2nd</b>	<b>3rd</b>	<b>Total</b>
PITTSBURGH	2-28	4-42	2-28	8-98
EDMONTON	2-37	13-38	8-38	23-113

PITTSBURGH							EDMONTON						
Player	GP	SOG	G	A	PTS	PIM	Player	GP	SOG	G	A	PTS	PIM
Bullard	3	10	3	1	4	2	Gretzky	3	20	6	5	11	2
Taylor	3	7	2	1	3	0	Coffey	3	12	4	3	7	0
Shedden	3	6	1	1	2	2	Kurri	3	7	2	4	6	0
Boulette	2	1	0	2	2	14	Anderson	3	13	2	3	5	0
Rissling	2	1	0	2	2	11	Messier	3	9	2	3	5	12
Brickley	3	3	0	2	2	0	Hughes	3	5	1	3	4	0
McCarthy	2	10	1	0	1	0	McClelland	2	3	1	2	3	2
Errey	3	7	1	0	1	4	Huddy	3	6	0	3	3	0
Maxwell	1	2	0	1	1	0	Lowe	3	4	0	3	3	4
Gladney	1	1	0	1	1	0	Jackson	2	4	1	1	2	2
O'Regan	2	2	0	1	1	0	Gregg	3	3	1	1	2	4
Schmidt	2	2	0	1	1	0	Lindstrom	3	3	1	1	2	0
Hotham	3	7	0	1	1	0	Linseman	3	7	0	2	2	0
McSorley	3	2	0	1	1	14	Lumley	2	2	1	0	1	6
Buskas	1	1	0	0	0	0	Pouzar	3	3	1	0	1	2
Carlyle	1	3	0	0	0	2	Fogolin	3	2	0	1	1	4
Gardner	1	0	0	0	0	0	Hunter	3	4	0	1	1	2
Hamilton	1	2	0	0	0	2	Semenko	3	2	0	1	1	6
Hannan	1	0	0	0	0	0	Chartraw	1	1	0	0	0	7
Kehoe	1	2	0	0	0	0	Conacher	1	0	0	0	0	0
McClelland	1	3	0	0	0	0	Roulston	1	3	0	0	0	4
Sasser	1	1	0	0	0	0	Moog	3	0	0	0	0	0
Bulley	2	2	0	0	0	2	Bench						2
Dion	2	0	0	0	0	0							
Fox	2	2	0	0	0	0							
Hrynewich	2	2	0	0	0	0							
Romano	2	0	0	0	0	0							
Roulston	2	7	0	0	0	0							
Tebbutt	2	7	0	0	0	0							
Flockhart	3	5	0	0	0	0							
<b>TOTAL</b>	<b>3</b>	<b>98</b>	<b>8-15-23</b>	<b>18-53</b>	<b>TOTAL</b>	<b>3</b>	<b>113</b>	<b>23-37-60</b>	<b>25-59</b>				

<b>GOALTENDERS</b>	<b>GP</b>	<b>MP</b>	<b>GA</b>	<b>SO</b>	<b>SAVES</b>	<b>AVG</b>	<b>W-L-T</b>	<b>PCT.</b>
Dion (P)	2	74	9	0	33	7.30	0-1-0	.786
Romano (P)	2	106	14	0	57	7.92	0-2-0	.803
<b>PITTSBURGH TOTAL</b>	<b>3</b>	<b>180</b>	<b>23</b>	<b>0</b>	<b>90</b>	<b>7.67</b>	<b>0-3-0</b>	<b>.796</b>
Moog (E)	3	180	8	0	90	2.67	3-0-0	.918
<b>EDMONTON TOTAL</b>	<b>3</b>	<b>180</b>	<b>8</b>	<b>0</b>	<b>90</b>	<b>2.67</b>	<b>3-0-0</b>	<b>.918</b>

PPG: PITTSBURGH: 1 for 19 (Shedden)  
 EDMONTON: 2 for 11 (Messier & Coffey)

SHG: EDMONTON: 2 (Jackson & Kurri)

HT: Wayne Gretzky, February 22 at Pittsburgh — 4 goals vs Romano

**SCORING SUMMARIES**

**PITTSBURGH VS HARTFORD**

1983-84	GP	W	L	T	PTS	GF	GA	PPG	SHG	PEN	PIM
PITTSBURGH	3	2	1	0	4	11	10	4-7	0	18	42
HARTFORD	3	1	2	0	2	10	11	3-14	0	11	28

**AT PITTSBURGH (1-1-0)**

Oct. 15 Hart. 6 (Millen) at Pgh. 4 (Dion)  
 Dec. 13 Hart. 2 (Millen) at Pgh. 3 (Dion)  
 Mar. 17 Pgh. 4 (Herron) at Hart. 2 (Millen)

**AT HARTFORD (1-0-0)**

WG - Stoughton  
 WG - Flockhart  
 WG - Brickley

Pittsburgh leads all-time series (10-5-2)

<b>GOALS &amp; SHOTS BY PERIODS</b>	<b>1st</b>	<b>2nd</b>	<b>3rd</b>	<b>Total</b>
PITTSBURGH	1-32	8-29	2-18	11-79
HARTFORD	0-31	7-51	3-33	10-115

PITTSBURGH							HARTFORD						
Player	GP	SOG	G	A	PTS	PIM	Player	GP	SOG	G	A	PTS	PIM
Bullard	3	8	3	0	3	0	Francis	3	9	0	6	6	0
Brickley	1	3	1	1	2	0	Stoughton	2	7	3	0	3	2
Taylor	1	1	1	1	2	0	Neufeld	3	10	2	1	3	7
Carlyle	2	6	1	1	2	0	Turgeon	3	11	2	1	3	0
Flockhart	2	8	1	1	2	0	Johnson	3	13	1	2	3	0
Kehoe	2	2	1	1	2	0	Siltanen	3	6	2	0	2	4
Boulette	3	4	0	2	2	2	Kotsopoulos	3	5	0	2	2	0
Hotham	3	4	0	2	2	2	Dunn	2	3	0	1	1	0
St. Laurent	1	1	1	0	1	2	Dupont	2	4	0	1	1	0
Roulston	2	4	1	0	1	0	Howe	3	5	0	1	1	0
Shedden	2	2	1	0	1	0	Zuke	3	2	0	1	1	0
Gatzos	1	3	0	1	1	2	Brownschilde	1	0	0	0	0	0
McCarthy	1	3	0	1	1	2	Currie	1	3	0	0	0	0
McClelland	1	1	0	1	1	0	Fusco	1	1	0	0	0	0
Schutt	1	0	0	1	1	0	Hospodar	1	0	0	0	0	0
Thornbury	1	2	0	1	1	6	McDonald	1	2	0	0	0	0
Young	1	0	0	1	1	0	Pierce	1	3	0	0	0	0
McSorley	2	5	0	1	1	0	Stovanovich	1	2	0	0	0	0
Errey	3	7	0	1	1	4	Tippett	1	1	0	0	0	0
Bourque	1	0	0	0	0	4	Crombeen	2	2	0	0	0	0
Bulley	1	1	0	0	0	0	Robertson	2	4	0	0	0	5
Gladney	1	0	0	0	0	0	Crawford	3	8	0	0	0	2
Hannan	1	1	0	0	0	0	Malone	3	3	0	0	0	8
Herron	1	0	0	0	0	0	Millen	3	0	0	0	0	0
Hrynewich	1	0	0	0	0	0	Quenneville	3	2	0	0	0	0
Lamoureux	1	1	0	0	0	0	Sullivan	3	9	0	0	0	0
Loney	1	0	0	0	0	0							
Rissling	1	0	0	0	0	0							
Schmidt	1	1	0	0	0	2							
Sutter	1	1	0	0	0	0							
Buskas	2	1	0	0	0	9							
Dion	2	0	0	0	0	0							
Fox	2	1	0	0	0	5							
Maxwell	2	3	0	0	0	0							
O'Regan	2	1	0	0	0	0							
Saganiuk	3	4	0	0	0	2							
<b>TOTAL</b>	<b>3</b>	<b>79</b>	<b>11-17-28</b>	<b>18-42</b>	<b>TOTAL</b>	<b>3</b>	<b>115</b>	<b>10-16-26</b>	<b>11-28</b>				

<b>GOALTENDERS</b>	<b>GP</b>	<b>MP</b>	<b>GA</b>	<b>SO</b>	<b>SAVES</b>	<b>AVG</b>	<b>W-L-T</b>	<b>PCT.</b>
Herron (P)	1	60	2	0	45	2.00	1-0-0	.957
Dion (P)	2	120	7 (1)	0	60	3.50	1-1-0	.896
<b>PITTSBURGH TOTAL</b>	<b>3</b>	<b>180</b>	<b>10</b>	<b>0</b>	<b>105</b>	<b>3.33</b>	<b>2-1-0</b>	<b>.913</b>
Millen (H)	3	180	11	0	68	3.67	1-2-0	.861
<b>HARTFORD TOTAL</b>	<b>3</b>	<b>180</b>	<b>11</b>	<b>0</b>	<b>68</b>	<b>3.67</b>	<b>1-2-0</b>	<b>.861</b>

PPG: PITTSBURGH: (4 for 7 — Bullard 3 & Taylor)  
 HARTFORD: (3 for 14 — Siltanen 2 & Turgeon)

PS: Tony Currie, March 17 vs Denis Herron (No Goal)

**SCORING SUMMARIES**

1983-84	GP	W	L	T	PTS	GF	GA	PPG	SHG	PEN	PIM
PITTSBURGH	3	1	2	0	2	15	16	2-11	1	23	52
LOS ANGELES	3	2	1	0	4	16	15	4-15	0	19	44

**AT PITTSBURGH (1-1-0)**

Dec. 17 LA 6 (Laskoski) at Pgh. 5 (Herron)  
 Mar. 3 LA 3 (Mattsson) at Pgh. 4 (Herron)  
 Mar. 14 Pgh. 6 (Tremblay) at LA 7 (Mattsson)

**AT LOS ANGELES (0-1-0)**

WG - MacLellan  
 WG - Hrynewich  
 WG - Hardy

All-time series tied (42-42-14)

**GOALS & SHOTS BY PERIODS**

	1st	2nd	3rd	Total
PITTSBURGH	4-25	3-30	8-27	15-82
LOS ANGELES	5-32	5-31	6-37	16-100

**PITTSBURGH**

Player	GP	SOG	G	A	PTS	PIM
Bullard	3	13	6	2	8	0
Boutette	3	5	1	5	6	4
O'Regan	2	3	1	2	3	0
Shedden	3	6	1	2	3	2
Rissling	2	0	0	3	3	8
Flockhart	3	9	2	0	2	0
Errey	2	3	1	1	2	0
Thornbury	1	4	0	2	2	0
Hrynewich	2	3	1	0	1	0
McCarthy	2	3	1	0	1	2
Fox	3	1	1	0	1	4
Gatzos	1	1	0	1	1	0
Kehoe	1	0	0	1	1	0
Brickley	2	2	0	1	1	0
Buskas	1	0	0	0	0	0
Carlyle	1	2	0	0	0	0
Loney	1	0	0	0	0	0
Lowe	1	2	0	0	0	0
Tremblay	1	0	0	0	0	0
Young	1	3	0	0	0	7
Herron	2	0	0	0	0	0
Schmidt	2	4	0	0	0	2
Taylor	2	2	0	0	0	4
Hotham	3	5	0	0	0	2
Maxwell	3	3	0	0	0	9
McSorley	3	0	0	0	0	2
Roulston	3	5	0	0	0	0
Saganiuk	3	2	0	0	0	4
Bench						2
<b>TOTAL</b>	<b>3</b>	<b>82</b>	<b>15-20-35</b>	<b>23-52</b>		

**LOS ANGELES**

Player	GP	SOG	G	A	PTS	PIM
Nicholls	3	7	2	6	8	0
Fox	3	5	2	4	6	0
Hardy	3	11	2	2	4	7
MacLellan	3	6	2	2	4	2
Taylor	3	13	1	3	4	4
Dionne	3	11	0	3	3	0
Simmer	3	6	3	0	3	0
McEwen	1	5	1	1	2	0
Ruskowski	3	0	0	2	2	2
Barrett	2	1	1	0	1	2
Christoff	2	4	1	0	1	0
Smith	2	3	1	0	1	2
Hakansson	3	5	0	1	1	2
Jarvis	3	3	0	1	1	7
Wells	3	5	0	1	1	2
Anderson	1	0	0	0	0	0
Laskoski	1	0	0	0	0	0
Harris	2	1	0	0	0	0
Kennedy	2	2	0	0	0	0
Mattsson	2	0	0	0	0	0
Chorney	3	7	0	0	0	4
Engblom	3	3	0	0	0	6
Kelly	3	2	0	0	0	2
Bench						2
<b>TOTAL</b>	<b>3</b>	<b>100</b>	<b>16-26-42</b>	<b>19-44</b>		

**GOALTENDERS**

	GP	MP	GA	SO	SAVES	AVG	W-L-T	PCT.
Herron (P)	2	120	9	0	58	4.50	1-1-0	.866
Tremblay (P)	1	60	7	0	26	7.00	0-1-0	.788
<b>PITTSBURGH TOTAL</b>	<b>3</b>	<b>180</b>	<b>16</b>	<b>0</b>	<b>84</b>	<b>5.33</b>	<b>1-2-0</b>	<b>.840</b>
Laskoski (LA)	1	60	5	0	24	5.00	1-0-0	.827
Mattsson (LA)	2	120	10	0	43	5.00	1-1-0	.811
<b>LOS ANGELES TOTAL</b>	<b>3</b>	<b>180</b>	<b>15</b>	<b>0</b>	<b>67</b>	<b>5.00</b>	<b>2-1-0</b>	<b>.817</b>

PPG: PITTSBURGH: 2 for 11 — (Bullard & Boutette)  
 LOS ANGELES: 4 for 15 — (McEwen, Simmer, Smith & Hardy)  
 SHG: PITTSBURGH: 1 — (Shedden)

**SCORING SUMMARIES**

1983-84	GP	W	L	T	PTS	GF	GA	PPG	SHG	PEN	PIM
PITTSBURGH	3	1	2	0	2	12	12	2-12	1	21	59
MINNESOTA	3	2	1	0	4	12	12	3-15	0	18	64

**PITTSBURGH VS MINNESOTA**

**AT PITTSBURGH (1-1-0)**

Nov. 29 Pgh. 4 (Herron) at Minn. 6 (Meloche)  
 Dec. 1 Minn. 6 (Meloche) at Pgh. 4 (Herron)  
 Feb. 1 Minn. 0 (Meloche) at Pgh. 4 (Romano)

**AT MINNESOTA (0-1-0)**

WG - Maxwell  
 WG - McCarthy  
 WG - Rissling

All-time series tied (38-38-9)

**GOALS & SHOTS BY PERIODS**

	1st	2nd	3rd	Total
PITTSBURGH	4-33	7-32	1-27	12-92
MINNESOTA	1-31	4-34	7-39	12-104

**PITTSBURGH**

Player	GP	SOG	G	A	PTS	PIM
Boutette	3	5	2	2	4	11
Kehoe	3	12	1	3	4	0
Shedden	3	9	1	2	3	0
Taylor	2	6	2	0	2	0
Errey	3	5	2	0	2	4
Flockhart	3	8	2	0	2	0
Tookey	2	2	0	2	2	0
Carlyle	3	6	0	2	2	0
Rissling	1	1	1	0	1	2
Hannan	2	1	1	0	1	0
Bulley	1	0	0	1	1	0
O'Regan	1	1	0	1	1	0
Roulston	1	2	0	1	1	0
Schmidt	1	2	0	1	1	4
Boyd	2	7	0	1	1	4
Buskas	2	2	0	1	1	0
McSorley	2	3	0	1	1	17
Saganiuk	2	1	0	1	1	4
Bullard	3	5	0	1	1	2
Hotham	3	7	0	1	1	0
Charlesworth	1	0	0	0	0	0
DeFazio	1	1	0	0	0	7
McCarthy	1	2	0	0	0	0
Romano	1	0	0	0	0	0
Thornbury	1	1	0	0	0	0
Herron	2	0	0	0	0	0
Loney	2	0	0	0	0	2
Tebbutt	2	0	0	0	0	2
Young	2	3	0	0	0	0
<b>TOTAL</b>	<b>3</b>	<b>92</b>	<b>12-21-33</b>	<b>21-59</b>		

**MINNESOTA**

Player	GP	SOG	G	A	PTS	PIM
McCarthy	3	15	4	1	5	0
Broten	3	8	0	5	5	4
Maxwell	3	10	2	1	3	7
Bellows	3	13	1	2	3	2
Ciccarelli	3	9	1	2	3	0
Payne	3	10	1	2	3	0
Plett	3	5	1	2	3	27
Lawton	2	6	1	1	2	5
MacAdam	3	3	1	1	2	0
Giles	3	4	0	2	2	2
Maruk	3	5	0	2	2	0
Hartsburg	2	4	0	1	1	0
Roberts	3	4	0	1	1	4
Acton	1	1	0	0	0	0
Douglas	1	0	0	0	0	0
Levie	1	2	0	0	0	2
Mandich	1	1	0	0	0	0
Napier	1	0	0	0	0	0
Richter	2	0	0	0	0	7
Ashton	3	2	0	0	0	2
Ferguson	3	1	0	0	0	2
Meloche	3	0	0	0	0	0
Lindgren	3	1	0	0	0	0

**GOALTENDERS**

	GP	MP	GA	SO	SAVES	AVG	W-L-T	PCT.
Romano (P)	1	60	0	1	34	0.0	1-0-0	1.000
Herron (P)	2	120	11 (1)	0	58	5.50	0-2-0	.841
<b>PITTSBURGH TOTAL</b>	<b>3</b>	<b>180</b>	<b>12</b>	<b>1</b>	<b>92</b>	<b>4.00</b>	<b>1-2-0</b>	<b>.885</b>
Meloche (M)	3	180	11 (1)	0	80	3.67	2-1-0	.879
<b>MINNESOTA TOTAL</b>	<b>3</b>	<b>180</b>	<b>12</b>	<b>0</b>	<b>80</b>	<b>4.00</b>	<b>2-1-0</b>	<b>.870</b>

PPG: PITTSBURGH: 2 for 12 (Kehoe & Shedden)  
 MINNESOTA: 3 for 15 (McCarthy, Maxwell & Ciccarelli)  
 SHG: PITTSBURGH: 1 (Taylor)  
 SHO: Roberto Romano, February 1 vs Minnesota (4-0) (34 saves)

**SCORING SUMMARIES**

1983-84	GP	W	L	T	PTS	GF	GA	PPG	SHG	PEN	PIM
PITTSBURGH	3	0	2	1	1	6	11	0-8	0	17	54
MONTREAL	3	2	0	1	5	11	6	3-10	1	16	60

**AT PITTSBURGH (0-0-1)**

Dec. 11 Mtl. 3 (Sevigny) at Pgh. 3 (Herron)  
 Dec. 15 Pgh. 1 (Dion/Herron) at Mtl. 3 (Sevigny)  
 Jan. 28 Pgh. 2 (Dion) at Mtl. 5 (Sevigny)

**AT MONTREAL (0-2-0)**

WG - Lafleur  
 WG - Tremblay

Herron replaced Dion at 45:16 on December  
 Montreal leads all-time series (62-14-11)

**GOALS & SHOTS BY PERIODS**

	1st	2nd	3rd	OVT	Total
PITTSBURGH	0-28	4-19	2-26	0-4	6-77
MONTREAL	5-25	5-34	1-34	0-4	11-97

**PITTSBURGH**

Player	GP	SOG	G	A	PTS	PIM
Errey	3	4	1	2	3	0
Bullard	3	10	1	1	2	4
Shedden	3	8	1	1	2	2
Roulston	3	6	0	2	2	0
Gatzos	1	3	1	0	1	0
Saganiuk	2	2	1	0	1	0
Kehoe	3	10	1	0	1	0
McCarthy	1	0	0	1	1	2
Taylor	1	1	0	1	1	0
Maxwell	2	4	0	1	1	0
Boutette	3	2	0	1	1	4
O'Regan	3	2	0	1	1	0
Brickley	1	1	0	0	0	0
Charlesworth	1	0	0	0	0	0
DeFazio	1	0	0	0	0	0
Rissling	1	1	0	0	0	20
Schmidt	1	1	0	0	0	0
Buskas	2	1	0	0	0	2
Dion	2	0	0	0	0	0
Fox	2	3	0	0	0	0
Herron	2	0	0	0	0	0
Loney	2	0	0	0	0	0
Young	2	0	0	0	0	0
Carlyle	3	3	0	0	0	6
Flockhart	3	8	0	0	0	0
Hotham	3	4	0	0	0	0
McSorley	3	3	0	0	0	14
<b>TOTAL</b>	<b>3</b>	<b>77</b>	<b>6-11-17</b>	<b>17-54</b>		

**GOALTENDERS**

	GP	MP	GA	SO	SAVES	AVG	W-L-T	PCT.
Herron (P)	2	80	4	0	40	3.00	0-0-1	.909
Dion (P)	2	105	7	0	46	4.00	0-2-0	.868
<b>PITTSBURGH TOTAL</b>	<b>3</b>	<b>185</b>	<b>11</b>	<b>0</b>	<b>86</b>	<b>3.57</b>	<b>0-2-1</b>	<b>.887</b>
Sevigny (M)	3	185	6	0	71	1.95	2-0-1	.922

PPG: PITTSBURGH: 0 for 8 (None)

MONTREAL: 3 for 10 (Turcotte, Tremblay & Carbonneau)

SHG: MONTREAL: 1 (Carbonneau)

**PITTSBURGH VS MONTREAL**

**SCORING SUMMARIES**

1983-84	GP	W	L	T	PTS	GF	GA	PPG	SHG	PEN	PIM
PITTSBURGH	7	4	3	0	8	28	27	4-29	0	46	126
NEW JERSEY	7	3	4	0	6	27	28	2-33	1	41	111

**AT PITTSBURGH (2-1-0)**

Oct. 30 Pgh. 5 (Dion) at New Jersey 3 (Resch)  
 Nov. 23 NJ 1 (Low/Resch) at Pgh. 4 (Herron)  
 Dec. 23 Pgh. 6 (Dion/Romano) at NJ 5 (Low/Resch)

Jan. 6 Pgh. 1 (Romano) at NJ 3 (Low)  
 Jan. 7 NJ 7 (Low) at Pgh. 4 (Romano)  
 Feb. 11 NJ 2 (Low/Resch) at Pgh. 3 (Romano)  
 Mar. 6 Pgh. 5 (Tremblay) at NJ 6 (Resch)

Resch replaced Low at 59:28 on November 23  
 Resch replaced Low at 3:05 on December 23  
 Romano replaced Dion at 20:00 on December 23  
 Resch replaced Low at 59:41 on February 11

Pittsburgh leads all-time series (24-14-7)

**GOALS & SHOTS BY PERIODS**

	1st	2nd	3rd	OVT	Total
PITTSBURGH	6-74	10-59	11-75	1-1	28-209
NEW JERSEY	9-77	5-68	13-76	0-0	27-221

**PITTSBURGH**

Player	GP	SOG	G	A	PTS	PIM
Bullard	7	19	5	8	13	4
Kehoe	6	13	3	5	8	0
Taylor	6	10	2	5	7	2
Flockhart	6	21	2	4	6	2
Brickley	6	11	3	2	5	0
Shedden	6	18	3	2	5	0
Errey	6	6	1	3	2	0
Maxwell	6	9	2	2	4	0
Boutette	5	6	0	4	4	10
Carlyle	5	7	1	2	3	7
Roulston	5	11	1	2	3	4
Hotham	7	5	0	2	2	13
Hamilton	1	5	1	1	2	0
Schmidt	1	6	1	1	2	2
O'Regan	5	5	1	1	2	0
Rissling	5	7	1	1	2	21
Young	2	3	0	2	2	0
Hryniewicz	2	6	1	0	1	2
Gardner	2	1	0	1	1	4
DeFazio	3	3	0	1	1	2
Fox	5	2	0	1	1	6
Gladney	1	0	0	0	0	0
Hannan	1	0	0	0	0	0
Herron	1	0	0	0	0	0
Low	1	3	0	0	0	0
McCarthy	1	3	0	0	0	0
Thornbury	1	3	0	0	0	2
Tookey	1	0	0	0	0	0
Tremblay	1	0	0	0	0	0
Bulley	2	1	0	0	0	0
Dion	2	0	0	0	0	0
McClelland	2	1	0	0	0	0
Tebbutt	2	2	0	0	0	0
Gatzos	3	1	0	0	0	0
Romano	4	0	0	0	0	0
Buskas	5	8	0	0	0	17
McSorley	7	5	0	0	0	7
<b>TOTAL</b>	<b>7</b>	<b>209</b>	<b>28-50-78</b>	<b>46-126</b>		

**GOALTENDERS**

	GP	MP	GA	SO	SAVES	AVG	W-L-T	PCT.
Herron (P)	1	60	1	0	27	1.00	1-0-0	.964
Romano (P)	4	222	14	0	96	3.78	2-2-0	.873
Dion (P)	2	80	6	0	38	4.50	1-0-0	.864
Tremblay (P)	1	60	5 (1)	0	33	5.00	0-1-0	.868
<b>PITTSBURGH TOTAL</b>	<b>7</b>	<b>422</b>	<b>27</b>	<b>0</b>	<b>194</b>	<b>3.84</b>	<b>4-3-0</b>	<b>.878</b>
Low (NJ)	5	183	10	0	72	3.28	2-1-0	.878
Resch (NJ)	5	239	17 (1)	0	109	4.27	1-3-0	.865
<b>NEW JERSEY TOTAL</b>	<b>7</b>	<b>422</b>	<b>28</b>	<b>0</b>	<b>181</b>	<b>3.98</b>	<b>3-4-0</b>	<b>.866</b>

PPG: PITTSBURGH: 4 for 29 (Hamilton, Roulston, Brickley & Bullard)  
 NEW JERSEY: 2 for 33 (Bridgman & Cirella)

SHG: NEW JERSEY: 1 (McAdam)

HT: Bob MacMillan, January 7 at Pittsburgh vs Roberto Romano

**PITTSBURGH VS NEW JERSEY**

**AT NEW JERSEY (2-2-0)**

WG - Kehoe  
 WG - Kehoe (2)  
 WG - Carlyle (OT)  
 WG - MacMillan  
 WG - MacMillan (2)  
 WG - Shedden  
 WG - McAdam

**SCORING SUMMARIES PITTSBURGH VS NEW YORK ISLANDERS**

1983-84	GP	W	L	T	PTS	GF	GA	PPG	SHG	PEN	PIM
PITTSBURGH	7	1	6	0	2	26	38	16-43	0	46	117
NY ISLANDERS	7	6	1	0	12	38	26	10-31	1	56	121

**AT PITTSBURGH (0-4-0)**

Nov. 11 NY ISL. 6 (Smith) at Pittsburgh 5 (Dion/Herron)  
 Nov. 12 PGH. 4 (Herron) at NY Isl. 2 (Melanson)  
 Dec. 20 Pgh. 3 (Herron/Dion) at NY Isl. 11 (Melanson)  
 Feb. 4 Pgh. 5 (Herron) at NY Isl. 6 (Smith)  
 Feb. 5 NY ISL. 5 (Melanson) at Pgh. 4 (Romano)  
 Mar. 11 NY ISL. 6 (Smith) at Pgh. 4 (Herron)  
 Apr. 1 NY ISL. 2 (Melanson) at Pgh. 1 (Herron)  
 Herron replaced Dion at 40:00 on Nov. 11  
 Dion replaced Herron at 20:00 on Dec. 20

**AT NY ISLANDERS (1-2-0)**

WG - Gillies  
 WG - Bulley  
 WG - Bossy  
 WG - Goring  
 WG - Tonelli  
 WG - Bossy (2)  
 WG - B. Sutter

Islanders lead all-time series (28-20-12)

**GOALS & SHOTS BY PERIODS**

	1st	2nd	3rd	Total
PITTSBURGH	7-81	11-96	8-69	26-246
NY ISLANDERS	7-62	18-81	13-97	38-240

**PITTSBURGH**

Player	GP	SOG	G	A	PTS	PIM
Taylor	6	15	5	5	10	2
Bullard	7	24	5	3	8	4
Shedden	7	26	0	8	8	0
Kehoe	5	21	3	3	6	0
Roulston	5	17	2	4	6	0
Boutette	7	14	3	1	4	7
Maxwell	4	2	0	4	4	16
McCarthy	4	7	1	2	3	6
Carlyle	4	14	0	3	12	0
Brickley	5	8	2	0	2	0
Schmidt	3	3	1	1	2	2
Flockhart	6	18	1	1	2	2
Gardner	2	2	0	2	2	0
Bulley	2	1	1	0	1	2
Rissling	5	11	1	0	1	10
Hotham	6	9	1	0	1	0
Hannan	2	2	0	1	1	2
McClelland	2	4	0	1	1	2
Thornbury	2	7	0	1	1	2
Fox	5	3	0	1	1	14
Gatzos	1	2	0	0	0	2
Lowe	1	3	0	0	0	0
Romano	1	0	0	0	0	0
Charlesworth	2	1	0	0	0	2
DeFazio	2	1	0	0	0	2
Dion	2	0	0	0	0	0
Errey	2	2	0	0	0	0
Hamilton	2	3	0	0	0	0
Hryniewicz	2	2	0	0	0	0
Loney	2	0	0	0	0	0
Saganiuk	2	1	0	0	0	0
Tebbutt	2	3	0	0	0	4
Buskas	3	2	0	0	0	0
O'Regan	5	8	0	0	0	2
Herron	6	0	0	0	0	10
McSorley	6	10	0	0	0	12
<b>TOTAL</b>	<b>7</b>	<b>246</b>	<b>26</b>	<b>41</b>	<b>67</b>	<b>46</b>

**NEW YORK**

Player	GP	SOG	G	A	PTS	PIM
Tonelli	7	12	5	7	12	4
Jonsson	6	11	3	8	11	2
Trottier	4	17	6	3	9	2
Potvin	7	25	2	7	9	6
Bossy	4	17	3	5	8	0
Goring	6	13	3	3	6	0
D. Sutter	7	11	3	2	5	8
Bourne	7	13	2	3	5	11
Persson	5	13	1	4	5	10
Nystrom	6	15	1	4	5	2
LaFontaine	2	10	2	1	3	2
B. Sutter	5	8	2	1	3	8
Hallin	5	4	1	2	3	0
Gilbert	7	12	1	2	3	6
Gillies	7	10	1	2	3	9
Merrick	2	4	2	0	2	2
Dineen	4	5	0	2	2	10
Langevin	5	4	0	2	2	9
Kallur	6	3	0	2	2	2
MacGuigan	1	1	0	1	1	0
MacEwen	1	1	0	0	0	2
Boutillier	4	8	0	1	1	4
Morrow	6	6	0	1	1	10
Flatley	2	3	0	0	0	2
Smith	3	0	0	0	0	4
Lane	4	4	0	0	0	4
Melanson	4	0	0	0	0	0
Carroll	5	10	0	0	0	2
<b>TOTAL</b>	<b>7</b>	<b>240</b>	<b>38</b>	<b>63</b>	<b>101</b>	<b>56</b>

**GOALTENDERS**

Player	GP	MP	GA	SO	SAVES	AVG	W-L-T	PCT.	
Herron (P)	6	280	20	(1)	0	138	4.29	1-4-0	.873
Romano (P)	1	60	5	0	0	30	5.00	0-1-0	.857
Dion (P)	2	80	12	0	0	34	9.00	0-1-0	.739
<b>PITTSBURGH TOTAL</b>	<b>7</b>	<b>420</b>	<b>38</b>	<b>0</b>	<b>202</b>	<b>5.43</b>	<b>1-6-0</b>	<b>.842</b>	
Melanson (NY)	4	240	11	(1)	0	128	2.67	3-1-0	.921
Smith (NY)	3	180	14	0	0	92	4.67	3-0-0	.868
<b>NEW YORK TOTAL</b>	<b>7</b>	<b>420</b>	<b>26</b>	<b>0</b>	<b>220</b>	<b>3.71</b>	<b>6-1-0</b>	<b>.894</b>	

**PPG:** PITTSBURGH: 16 for 43 (Bullard 4, Boutette 3, Kehoe 2, Hotham, Taylor, Rissling, Roulston, McCarthy, Brickley & Flockhart)  
 NY ISLANDERS: 10 for 31 (Trottier 3; Gillies, Tonelli, Persson, Potvin, D. Sutter, Jonsson & LaFontaine)  
**SHG:** NY ISLANDERS: 1 (Goring)

**SCORING SUMMARIES PITTSBURGH VS NEW YORK RANGERS**

1983-84	GP	W	L	T	PTS	GF	GA	PPG	SHG	PEN	PIM
PITTSBURGH	7	2	5	0	4	25	35	8-32	0	59	145
NY RANGERS	7	5	2	0	10	35	25	11-35	0	57	149

**AT PITTSBURGH (1-2-0)**

Oct. 9 NY 6 (Weeks) at Pgh. 1 (Dion)  
 Dec. 21 Pgh. 1 (Romano) at NY 6 (Hanlon)  
 Dec. 26 NY 4 (Weeks) at PGH. 7 (Romano)  
 Jan. 20 PGH. 6 (Romano) at NY 3 (Weeks)  
 Jan. 25 NY RAN. 6 (Hanlon) at Pgh. 3 (Romano/Dion)  
 Feb. 26 Pgh. 3 (Herron) at NY RAN. 4 (Hanlon)  
 Mar. 29 Pgh. 4 (Tremblay) at NY RAN. 6 (Vanbiesbrouck)

**AT NEW YORK (1-3-0)**

WG - Larouche  
 WG - Fotiu  
 WG - Gatzos  
 WG - Boutette  
 WG - Dn. Maloney  
 WG - Osborne (2:18/OT)  
 WG - Pavelich

New York leads all-time series (50-27-11)

**GOALS & SHOTS BY PERIODS**

	1st	2nd	3rd	OVT	Total
PITTSBURGH	11-68	5-69	9-57	0-2	25-196
NEW YORK	13-91	9-105	12-80	1-3	35-279

**PITTSBURGH**

Player	GP	SOG	G	A	PTS	PIM
Bullard	7	16	2	5	7	8
Shedden	7	19	4	2	6	2
Taylor	4	5	3	3	6	2
Brickley	5	11	3	2	5	2
Kehoe	5	10	3	2	5	4
Flockhart	5	20	2	3	5	0
Carlyle	4	8	0	5	5	6
Roulston	6	14	3	1	4	2
Hotham	6	10	0	4	4	6
Boutette	7	9	1	2	3	15
Rissling	6	4	0	3	3	28
Gatzos	3	8	2	0	2	7
McSorley	6	5	1	1	2	11
Thornbury	1	3	0	2	2	0
O'Regan	6	2	0	2	2	2
Hryniewicz	2	4	1	0	1	5
Bourque	1	3	0	1	1	0
Schutt	1	3	0	1	1	0
McCarthy	2	0	0	1	1	4
Young	3	1	0	1	1	7
DeFazio	4	3	0	1	1	4
Schmidt	4	3	0	1	1	0
Boyd	1	4	0	0	0	2
Chorney	1	2	0	0	0	0
Hannan	1	1	0	0	0	0
Herron	1	0	0	0	0	0
Lamoureux	1	3	0	0	0	2
Loney	1	2	0	0	0	0
McClelland	1	3	0	0	0	4
St. Laurent	1	2	0	0	0	0
Tebbutt	1	2	0	0	0	0
Tremblay	1	0	0	0	0	0
Bulley	2	2	0	0	0	0
Charlesworth	2	0	0	0	0	0
Dion	2	0	0	0	0	0
Maxwell	2	3	0	0	0	0
Saganiuk	2	1	0	0	0	0
Buskas	4	3	0	0	0	6
Errey	4	3	0	0	0	2
Romano	4	0	0	0	0	0
Fox	6	4	0	0	0	8
Bench						4
<b>TOTAL</b>	<b>7</b>	<b>196</b>	<b>25</b>	<b>43</b>	<b>68</b>	<b>59</b>

**NEW YORK**

Player	GP	SOG	G	A	PTS	PIM
Larouche	7	26	7	5	12	2
Greschner	6	15	2	7	9	4
Pavelich	6	16	4	4	8	4
Osborne	5	13	3	4	7	4
Allison	6	11	1	5	6	4
Rogers	7	20	1	5	6	4
Hedberg	7	18	2	3	5	0
Dv. Maloney	7	12	2	3	5	0
Ruotsalainen	6	23	1	4	5	14
Erixon	7	11	2	2	4	6
Laidlaw	7	9	1	3	4	11
Fotiu	3	10	2	1	3	2
Huber	5	11	2	1	3	8
Andersson	4	8	1	2	3	2
Beck	5	19	1	2	3	18
Dn. Maloney	7	12	1	2	3	8
Leinonen	3	5	2	0	2	4
Richmond	4	3	0	2	2	38
McClanahan	5	6	0	2	2	0
Sundstrom	7	14	0	2	2	0
Patrick	1	4	0	1	1	0
Blaisdell	2	3	0	1	1	0
Barr	1	0	0	0	0	0
Brooke	1	0	0	0	0	0
Ftorek	1	0	0	0	0	0
Stoughton	1	2	0	1	1	0
Backman	1	0	0	0	0	4
Kleinendorst	1	1	0	0	0	2
McPhee	1	0	0	0	0	4
Patey	1	0	0	0	0	0
Vanbiesbrouck	1	0	0	0	0	2
Hanlon	3	0	0	0	0	0
Weeks	3	0	0	0	0	0
Bench						4
<b>TOTAL</b>	<b>7</b>	<b>279</b>	<b>35</b>	<b>62</b>	<b>97</b>	<b>57</b>

**GOALTENDERS**

Player	GP	MP	GA	SO	SAVES	AVG	W-L-T	PCT.
Herron (P)	1	62	4	0	40	3.87	0-1-0	.909
Romano (P)	4	212	16	0	133	4.53	2-1-0	.893
Tremblay (P)	1	60	6	0	31	6.00	0-1-0	.838
Dion (P)	2	88	9	0	50	6.14	0-2-0	.847
<b>PITTSBURGH TOTAL</b>	<b>7</b>	<b>422</b>	<b>35</b>	<b>0</b>	<b>254</b>	<b>4.98</b>	<b>2-5-0</b>	<b>.879</b>
Hanlon (NY)	3	182	7	0	68	2.31	3-0-0	.907
Vanbiesbrouck (NY)	1	60	4	0	22	4.00	1-0-0	.846
Weeks (NY)	3	180	14	0	81	4.67	1-2-0	.853
<b>NEW YORK TOTAL</b>	<b>7</b>	<b>422</b>	<b>25</b>	<b>0</b>	<b>171</b>	<b>3.55</b>	<b>5-2-0</b>	<b>.872</b>

**PPG:** PITTSBURGH: 8 for 32 (Taylor 2, Brickley 2, Boutette, Bullard, Roulston & Shedden)  
 NY RANGERS: 11 for 35 (Larouche 5, Pavelich 2, Osborne, Huber, Erixon & Dn. Maloney)  
**HT:** Andy Brickley vs Steve Weeks, December 26 at Pittsburgh  
 Mark Taylor vs John Vanbiesbrouck, Mar. 29 at New York



**SCORING SUMMARIES**

1983-84	GP	W	L	T	PTS	GF	GA	PPG	SHG	PEN	PIM
PITTSBURGH	7	0	7	0	0	21	46	8-39	0	52	150
PHILADELPHIA	7	7	0	0	14	46	21	11-29	4	64	182

**AT PITTSBURGH (0-4-0)**

Oct. 9 Pgh. 1 (Dion/Herron) at Phil. 7 (Lindbergh)  
 Oct. 29 Phil. 3 (Froese) at Pgh. 1 (Herron)  
 Nov. 20 Pgh. 4 (Herron) at Phil. 5 (Lindbergh)  
 Dec. 3 Phil. 6 (Froese) at Pgh. 3 (Dion)  
 Jan. 3 Phil. 7 (Froese) at Pgh. 5 (Dion)  
 Mar. 22 Pgh. 4 (Herron) at Phil. 13 (Lindbergh)  
 Mar. 28 Phil. 5 (Froese) at Pgh. 3 (Herron)  
 Herron replaced Dion at 40:00 & 57:10 on October 9  
 Dion replaced Herron at 56:18 on October 9

Philadelphia leads all-time series (59-24-16)

**GOALS & SHOTS BY PERIODS**

PITTSBURGH	1st	2nd	3rd	OVT	Total
PITTSBURGH	6-69	9-72	6-64	0-1	21-206
PHILADELPHIA	17-106	9-83	19-101	1-2	46-292

**PITTSBURGH**

Player	GP	SOG	G	A	PTS	PIM
Bullard	6	16	6	5	11	15
Hotham	7	16	1	5	6	6
Taylor	5	11	3	2	5	6
Boutette	6	13	2	2	4	22
Kehoe	5	16	1	3	4	0
Carlyle	4	11	1	2	3	13
Flockhart	6	19	3	0	3	0
Shedden	3	4	0	3	3	0
Errey	6	9	0	3	3	0
Rissling	3	5	1	1	2	13
McCarthy	2	0	0	2	2	0
Roulston	3	7	0	2	2	0
Buskas	5	1	0	2	2	6
Young	1	1	1	0	1	0
Schmidt	3	8	1	0	1	2
Maxwell	4	6	1	0	1	2
Hamilton	2	3	0	1	1	0
Hryniewicz	2	1	0	1	1	0
Thornbury	2	8	0	1	1	0
Bourque	1	0	0	0	0	2
Chorney	1	1	0	0	0	2
Gladney	1	2	0	0	0	2
Lamoureux	1	2	0	0	0	4
Loney	1	0	0	0	0	0
Boyd	1	2	0	0	0	4
St. Laurent	2	3	0	0	0	0
DeFazio	2	0	0	0	0	2
Gardner	2	2	0	0	0	0
Gatzos	2	0	0	0	0	0
Schutt	2	3	0	0	0	0
Tebbutt	2	2	0	0	0	4
Tookey	2	3	0	0	0	0
Bulley	3	3	0	0	0	0
Dion	3	0	0	0	0	0
Fox	3	2	0	0	0	2
Hannan	3	3	0	0	0	2
McClelland	3	6	0	0	0	7
O'Regan	3	2	0	0	0	0
Saganiuk	4	3	0	0	0	0
Herron	5	0	0	0	0	0
McSorley	6	6	0	0	0	32
<b>TOTAL</b>	<b>7</b>	<b>206</b>	<b>21</b>	<b>38-59</b>	<b>52-150</b>	<b>32</b>

**GOALTENDERS**

Player	GP	MP	GA	SO	SAVES	AVG	W-L-T	PCT.
Herron (P)	5	261	27	0	153	6.21	0-4-0	.850
Dion (P)	3	161	18 (1)	0	93	6.71	0-3-0	.838
<b>PITTSBURGH TOTAL</b>	<b>7</b>	<b>422</b>	<b>46</b>	<b>0</b>	<b>246</b>	<b>6.54</b>	<b>0-7-0</b>	<b>.842</b>
Froese (PH)	4	240	12	0	103	3.00	4-0-0	.896
Lindbergh (PH)	3	182	9	0	82	2.97	3-0-0	.901
<b>PHILADELPHIA TOTAL</b>	<b>7</b>	<b>422</b>	<b>21</b>	<b>0</b>	<b>185</b>	<b>2.99</b>	<b>7-0-0</b>	<b>.898</b>

**PPG:** PITTSBURGH: 8 for 39 (Boutette 2, Taylor 2, Kehoe, Bullard, Hotham & Flockhart)  
 PHILADELPHIA: 11 for 29 (Kerr 2, Propp 2, Sittler 2, Rn. Sutter 2, Barber, Macleish & Poulin)

**SHG:** PHILADELPHIA: 4 (Howe 2, Clarke & Sinisalo)

**PITTSBURGH VS PHILADELPHIA**

**AT PHILADELPHIA (0-3-0)**

WG - Barber  
 WG - Sittler  
 WG - Clarke (OT)  
 WG - Rn. Sutter  
 WG - Kerr  
 WG - Hachborn  
 WG - Sittler (2)

**PHILADELPHIA**

Player	GP	SOG	G	A	PTS	PIM
Kerr	7	28	7	6	13	6
Clarke	7	11	4	9	13	6
Propp	7	30	4	7	11	4
Eriksson	6	16	3	8	11	4
Howe	6	13	3	6	9	4
Barber	5	21	4	4	8	0
Poulin	6	16	3	5	8	4
Rn. Sutter	7	14	4	3	7	6
Sinisalo	6	16	4	2	6	6
Sittler	6	20	4	2	6	0
Allison	6	16	1	4	5	12
Hachborn	4	7	2	2	4	0
Crossman	7	19	0	4	4	2
Rc. Sutter	5	9	1	2	3	5
McCrimmon	7	7	0	3	3	8
Brown	2	0	0	2	2	19
Guay	2	5	0	2	2	12
Holmgren	5	8	0	2	2	7
Marsh	7	9	0	2	2	24
Fitzpatrick	1	1	1	0	1	0
MacLeish	2	6	1	0	1	2
Stanley	2	2	0	1	1	21
Dvorak	5	4	0	1	1	0
Flockhart	1	1	0	0	0	2
Carson	2	1	0	0	0	5
Lindbergh	3	0	0	0	0	2
Froese	4	0	0	0	0	2
Cochrane	5	12	0	0	0	19
<b>TOTAL</b>	<b>7</b>	<b>292</b>	<b>46-77-123</b>	<b>64-182</b>		

**SCORING SUMMARIES**

1983-84	GP	W	L	T	PTS	GF	GA	PPG	SHG	PEN	PIM
PITTSBURGH	3	0	3	0	0	8	21	3-16	0	28	86
QUEBEC	3	3	0	0	6	21	8	7-13	0	30	93

**PITTSBURGH VS QUEBEC**

**AT PITTSBURGH (0-1-0)**

Jan. 10 Pgh. 1 (Romano) at QUE. 7 (Bouchard)  
 Feb. 13 Pgh. 1 (Herron) at QUE. 6 (Bouchard)  
 Mar. 8 QUE. 8 (Gosselin/MALARCHUK) at Pgh. 6 (Herron)  
 Malarchuk replaced Gosselin 28:23 on March 8  
 Quebec leads all-time series (9-7-1)

**AT QUEBEC (0-2-0)**

WG - Goulet  
 WG - McKegney  
 WG - Goulet

**GOALS & SHOTS BY PERIODS**

PITTSBURGH	1st	2nd	3rd	Total
PITTSBURGH	0-29	4-31	4-18	8-78
QUEBEC	3-37	11-28	7-32	21-114

**PITTSBURGH**

Player	GP	SOG	G	A	PTS	PIM
Shedden	3	7	1	3	4	0
Roulston	3	4	1	2	3	2
Bullard	3	11	0	3	3	0
Brickley	3	2	1	1	2	0
Taylor	3	7	1	1	2	0
Thornbury	1	3	1	0	1	0
Boutette	3	2	1	0	1	4
Flockhart	3	6	1	0	1	0
O'Regan	3	4	1	0	1	0
Hotham	2	4	0	1	1	0
Maxwell	2	0	0	1	1	0
McCarthy	2	3	0	1	1	9
Schmidt	2	3	0	1	1	0
Buskas	1	2	0	0	0	0
Carlyle	1	0	0	0	0	6
Gatzos	1	0	0	0	0	0
Lowe	1	2	0	0	0	0
Romano	1	0	0	0	0	0
Tebbutt	1	2	0	0	0	0
Kehoe	2	5	0	0	0	2
Herron	2	0	0	0	0	0
Hryniewicz	2	0	0	0	0	7
Errey	3	3	0	0	0	2
Fox	3	0	0	0	0	0
McSorley	3	5	0	0	0	20
Rissling	3	3	0	0	0	34
<b>TOTAL</b>	<b>3</b>	<b>78</b>	<b>8-14-22</b>	<b>28-66</b>		

**QUEBEC**

Player	GP	SOG	G	A	PTS	PIM
P. Stastny	3	11	4	6	10	7
Goulet	3	12	5	1	6	2
Paiement	3	11	2	3	5	8
Sauve	2	6	2	2	4	0
Marois	3	10	2	2	4	16
Gillis	3	2	0	4	4	0
Hunter	3	5	0	4	4	4
Berglund	3	4	0	3	3	0
Cote	3	6	1	2	3	4
Lapointe	2	4	1	1	2	4
M.Stastny	2	7	1	1	2	2
Price	3	5	0	2	2	0
Aubry	2	2	1	0	1	2
McKegney	2	4	1	0	1	0
Savard	2	4	1	0	1	2
A. Stastny	1	2	0	1	1	0
Dore	2	3	0	1	1	4
Sleighter	2	4	0	1	1	0
Rocheffort	3	4	0	1	1	2
Donnelly	1	1	0	0	0	0
Gosselin	1	0	0	0	0	2
Malarchuk	1	0	0	0	0	0
Wesley	1	1	0	0	0	2
Bouchard	2	0	0	0	0	0
Mann	2	1	0	0	0	25
Moller	3	5	0	0	0	7
<b>TOTAL</b>	<b>3</b>	<b>114</b>	<b>21-35-56</b>	<b>30-93</b>		

**GOALTENDERS**

Player	GP	MP	GA	SO	SAVES	AVG	W-L-T	PCT.
Romano (P)	1	60	7	0	37	7.00	0-1-0	.841
Herron (P)	2	120	13 (1)	0	56	6.50	0-2-0	.812
<b>PITTSBURGH TOTAL</b>	<b>3</b>	<b>180</b>	<b>21</b>	<b>0</b>	<b>93</b>	<b>7.00</b>	<b>0-3-0</b>	<b>.816</b>
Bouchard (Q)	2	120	2	0	45	1.00	2-0-0	.957
Gosselin (Q)	1	28	1	0	13	2.14	0-0-0	.929
Malarchuk (Q)	1	32	5	0	12	9.38	1-0-0	.706
<b>QUEBEC TOTAL</b>	<b>3</b>	<b>180</b>	<b>8</b>	<b>0</b>	<b>70</b>	<b>2.67</b>	<b>3-0-0</b>	<b>.897</b>

**PPG:** PITTSBURGH: 3 for 16 (Taylor, Flockhart & Boutette)  
 QUEBEC: 7 for 13 (P. Stastny 3, Sauve 2, M. Stastny, McKegney & Goulet)

**SCORING SUMMARIES**

1983-84	GP	W	L	T	PTS	GF	GA	PPG	SHG	PEN	PIM
PITTSBURGH	3	0	2	1	1	7	11	2-13	1	20	49
ST. LOUIS	3	2	0	1	5	11	7	3-14	0	20	57

**AT PITTSBURGH (0-0-1)**

Oct. 4 Pgh. 3 (Dion) at **ST.L. 5 (Heinz)**

Nov. 19 St.L. 4 (Heinz) at Pgh. 4 (Dion)

Dec. 31 Pgh. 0 (Dion) at **ST.L. 2 (Liut)**

St. Louis leads all-time series (43-30-13)

**GOALS & SHOTS BY PERIODS**

	1st	2nd	3rd	OVT	Total
PITTSBURGH	0-28	5-25	2-33	0-2	7-88
ST. LOUIS	2-28	2-39	7-40	0-0	11-107

PITTSBURGH							ST. LOUIS						
Player	GP	SOG	G	A	PTS	PIM	Player	GP	SOG	G	A	PTS	PIM
Bullard	3	10	3	3	6	2	Federko	3	11	3	3	6	0
Taylor	2	5	2	1	3	2	Mullen	3	7	1	4	5	0
Errey	1	2	1	0	1	0	Sutter	3	10	2	2	4	4
McClelland	2	3	1	0	1	0	Chouinard	3	12	1	3	4	0
Lamoureux	1	3	0	1	1	0	Pettersson	2	7	1	1	2	0
Schmidt	1	3	0	1	1	2	Turnbull	2	3	1	1	2	4
Schutt	1	2	0	1	1	0	Ramage	3	9	0	2	2	0
Brickley	2	1	0	1	1	5	Gilmour	3	9	1	0	1	0
Boutette	3	2	0	1	1	0	Schofield	3	7	1	0	1	11
Hotham	3	3	0	1	1	6	Dunlop	1	1	0	1	1	0
Shedden	3	7	0	1	1	2	Liut	1	0	0	1	1	0
Bourque	1	2	0	0	0	0	Reeds	2	0	0	1	1	0
Chorney	1	0	0	0	0	0	Hickey	3	8	0	1	1	2
DeFazio	1	1	0	0	0	2	Delorme	1	0	0	0	0	2
Fox	1	0	0	0	0	4	Klassen	1	1	0	0	0	0
Gardner	1	1	0	0	0	0	Lemieux	1	0	0	0	0	0
Gatzos	1	4	0	0	0	0	Paslawski	1	1	0	0	0	0
Hamilton	1	0	0	0	0	0	Wickenheiser	1	2	0	0	0	0
O'Regan	1	0	0	0	0	0	Anderson	2	1	0	0	0	15
Rissling	1	0	0	0	0	0	Carlson	2	0	0	0	0	2
Roulston	1	4	0	0	0	0	Heinz	2	0	0	0	0	0
Saganiuk	1	0	0	0	0	0	Johnson	2	1	0	0	0	0
St. Laurent	1	0	0	0	0	5	Babych	3	8	0	0	0	4
Tebbutt	1	1	0	0	0	0	Bothwell	3	4	0	0	0	2
Bulley	2	3	0	0	0	4	Brownschidle	3	2	0	0	0	0
Flockhart	2	4	0	0	0	2	Dore	3	3	0	0	0	11
Hannan	2	0	0	0	0	0							
Maxwell	2	2	0	0	0	0							
McSorley	2	3	0	0	0	5							
Buskas	3	6	0	0	0	2							
Carlyle	3	5	0	0	0	6							
Dion	3	0	0	0	0	0							
Kehoe	3	11	0	0	0	0							
<b>TOTAL</b>	<b>3</b>	<b>88</b>	<b>7-11-18</b>			<b>20-49</b>	<b>TOTAL</b>	<b>3</b>	<b>107</b>	<b>11-20-31</b>			<b>20-57</b>

GOALTENDERS	GP	MP	GA	SO	SAVES	AVG	W-L-T	PCT.
Dion (P)	3	185	9 (2)	0	96	2.92	0-2-1	.914
<b>PITTSBURGH TOTAL</b>	<b>3</b>	<b>185</b>	<b>11</b>	<b>0</b>	<b>96</b>	<b>3.57</b>	<b>0-2-1</b>	<b>.897</b>
Liut (SL)	1	60	0	1	16	0.00	1-0-0	1.000
Heinz (SL)	2	125	7	0	65	3.36	1-0-1	.903
<b>ST. LOUIS TOTAL</b>	<b>3</b>	<b>185</b>	<b>7</b>	<b>1</b>	<b>81</b>	<b>2.27</b>	<b>2-0-1</b>	<b>.920</b>

PPG: PITTSBURGH: 2 for 13 (Errey & Taylor)  
ST. LOUIS: 3 for 14 (Federko 2 & Chouinard)

SHG: PITTSBURGH: 1 (McClelland)

**PITTSBURGH VS ST. LOUIS**

**SCORING SUMMARIES**

1983-84	GP	W	L	T	PTS	GF	GA	PPG	SHG	PEN	PIM
PITTSBURGH	3	1	1	1	3	8	7	2-11	0	27	90
TORONTO	3	1	1	1	3	7	8	2-12	0	27	101

**AT PITTSBURGH (1-1-0)**

Nov. 16 TOR. 3 (Palmateer/ST. CROIX) at Pgh. 2 (Herron)

Dec. 18 Pgh. 3 (Dion) at Tor. 3 (Palmateer)

Mar. 21 Tor. 1 (Bester) at **Pgh. 3 (Herron)**

St. Croix replaced Palmateer at 34:34 on November 16

Toronto leads all-time series (34-30-15)

**GOALS & SHOTS BY PERIODS**

	1st	2nd	3rd	OVT	Total
PITTSBURGH	5-36	2-36	1-31	0-4	8-107
TORONTO	2-27	3-25	2-27	0-3	7-82

PITTSBURGH							TORONTO						
Player	GP	SOG	G	A	PTS	PIM	Player	GP	SOG	G	A	PTS	PIM
Roulston	2	7	2	0	2	0	Gingras	3	8	0	3	3	4
Bullard	2	9	1	1	2	0	Anderson	3	11	2	0	2	2
Taylor	2	7	0	2	2	0	McCourt	3	7	2	0	2	0
Shedden	3	5	0	2	2	0	Vaive	3	12	0	2	2	2
Brickley	1	4	1	0	1	2	Martin	2	1	1	0	1	0
Hryniewicz	1	1	1	0	1	4	Derlago	3	9	1	0	1	2
Buskas	2	2	1	0	1	4	Terrion	3	2	1	0	1	0
Kehoe	2	7	1	0	1	0	Ihnacak	1	1	0	1	1	0
Boutette	3	9	1	0	1	6	Salming	1	2	0	1	1	0
Dion	1	0	0	1	1	0	Frycer	2	4	0	1	1	4
Gardner	1	2	0	1	1	0	Harris	2	0	0	1	1	0
Hannan	1	3	0	1	1	6	Benning	3	7	0	1	1	2
Schmidt	1	4	0	1	1	0	Leeman	3	1	0	1	1	0
Tebbutt	1	3	0	1	1	0	Bester	1	0	0	0	0	0
Thornbury	1	4	0	1	1	0	Courttnall	1	1	0	0	0	0
Carlyle	2	3	0	1	1	2	McGill	1	0	0	0	0	5
Fox	2	1	0	1	1	0	Nylund	1	3	0	0	0	19
Saganiuk	2	3	0	1	1	25	St. Croix	1	0	0	0	0	0
McSorley	3	5	0	1	1	9	Graham	2	0	0	0	0	2
Bulley	1	0	0	0	0	0	Korn	2	2	0	0	0	2
Gatzos	1	2	0	0	0	0	Stewart	2	4	0	0	0	2
Hamilton	1	1	0	0	0	0	Daoust	3	3	0	0	0	4
Loney	1	1	0	0	0	2	Farrish	3	3	0	0	0	2
McCarthy	1	2	0	0	0	0	Gavin	3	1	0	0	0	2
McClelland	1	3	0	0	0	7	Hutchison	3	0	0	0	0	37
Flockhart	2	6	0	0	0	0	Palmateer	3	0	0	0	0	10
Herron	2	0	0	0	0	0							
O'Regan	2	3	0	0	0	2							
Rissling	2	1	0	0	0	17							
Errey	3	3	0	0	0	0							
Hotham	3	4	0	0	0	2							
Maxwell	3	2	0	0	0	0							
Bench						2							
<b>TOTAL</b>	<b>3</b>	<b>107</b>	<b>8-15-23</b>			<b>27-90</b>	<b>TOTAL</b>	<b>3</b>	<b>82</b>	<b>7-11-18</b>			<b>27-101</b>

GOALTENDERS	GP	MP	GA	SO	SAVES	AVG	W-L-T	PCT.
Herron (P)	2	120	4	0	47	2.00	1-1-0	.922
Dion (P)	1	65	3	0	28	2.77	0-0-1	.903
<b>PITTSBURGH TOTAL</b>	<b>3</b>	<b>185</b>	<b>7</b>	<b>0</b>	<b>75</b>	<b>2.27</b>	<b>1-1-1</b>	<b>.915</b>
Palmateer (T)	2	100	4	0	46	2.40	0-0-1	.920
St. Croix (T)	1	25	1	0	18	2.40	1-0-0	.947
Bester (T)	1	60	3	0	35	3.00	0-1-0	.921
<b>TORONTO TOTAL</b>	<b>3</b>	<b>185</b>	<b>8</b>	<b>0</b>	<b>99</b>	<b>2.59</b>	<b>1-1-1</b>	<b>.925</b>

PPG: PITTSBURGH: 2 for 11 (Kehoe & Boutette)  
TORONTO: 2 for 12 (McCourt & Anderson)

**SCORING SUMMARIES**

1983-84	GP	W	L	T	PTS	GF	GA	PPG	SHG	PEN	PIM
PITTSBURGH	3	1	2	0	2	12	14	3-12	0	30	99
VANCOUVER	3	2	1	0	4	14	12	3-18	0	24	87

**AT PITTSBURGH (0-1-0)**

Feb. 17 PGH. 4 (Romano) at Van. 1 (BRODEUR/Garrett)  
 Feb. 29 VAN. 9 (Garrett) at Pgh. 5 (HERRON/Dion)  
 Mar. 13 Pgh. 3 (Herron) at VAN. 4 (Garrett)  
 Garret replaced Brodeur at 24:47 on February 17  
 Dion replaced Herron at 40:00 on February 29

**PITTSBURGH VS VANCOUVER**

**AT VANCOUVER (1-1-0)**

WG - Brickley  
 WG - Tanti  
 WG - Bubla

Pittsburgh leads all-time series (32-20-7)

**GOALS & SHOTS BY PERIODS**

	1st	2nd	3rd	Total
PITTSBURGH	5-23	4-23	3-22	12-68
VANCOUVER	6-44	6-45	2-33	14-122

PITTSBURGH						VANCOUVER							
Player	GP	SOG	G	A	PTS	PIM	Player	GP	SOG	G	A	PTS	PIM
Bullard	3	6	3	1	4	2	Sundstrom	3	12	1	8	9	4
Flockhart	3	12	1	3	4	0	Neely	3	12	2	2	4	7
Taylor	3	4	0	4	2	2	Tanti	3	24	3	0	3	0
Brickley	3	3	2	1	3	0	Gradin	2	6	1	2	3	0
Lowe	2	2	1	2	3	0	Bubla	3	5	1	2	3	0
Hrynewich	3	1	0	3	3	7	Lanz	3	7	1	2	3	0
Hotham	2	2	1	1	2	2	Lemay	3	5	2	0	2	7
Fox	3	3	1	0	1	4	Hall	1	1	1	0	1	0
McSorley	3	2	1	0	1	6	Molin	3	4	1	1	2	0
Roulston	3	6	1	0	1	0	Williams	2	6	1	0	1	7
Shedden	3	5	1	0	1	4	Gillis	1	2	0	1	1	0
Boutette	3	3	0	1	1	0	Belland	2	4	0	1	1	0
McCarthy	3	3	0	1	1	17	Lupul	3	4	0	1	1	10
Schmidt	3	1	0	1	1	0	Schliebner	3	3	0	1	1	4
Dion	1	0	0	0	0	0	Smyl	3	5	0	1	1	16
Maxwell	1	2	0	0	0	4	Brodeur	1	0	0	0	0	0
Romano	1	0	0	0	0	0	Lanthier	1	2	0	0	0	0
Sasser	1	0	0	0	0	0	Rota	1	1	0	0	0	0
Thornbury	1	3	0	0	0	4	Delorme	2	4	0	0	0	0
Herron	2	0	0	0	0	5	Halward	2	4	0	0	0	2
Tebbutt	2	3	0	0	0	2	Lidster	2	2	0	0	0	0
Errey	3	3	0	0	0	2	McNab	2	3	0	0	0	0
O'Regan	3	2	0	0	0	0	Petit	2	5	0	0	0	2
Rissling	3	2	0	0	0	38	Garrett	3	0	0	0	0	9
							Snepsts	3	1	0	0	0	19
<b>TOTAL</b>	<b>3</b>	<b>68</b>	<b>12-18-30</b>	<b>30-99</b>	<b>TOTAL</b>	<b>3</b>	<b>122</b>	<b>14-22-36</b>	<b>24-87</b>				

GOALTENDERS	GP	MP	GA	SO	SAVES	AVG	W-L-T	PCT.
Romano (P)	1	60	1	0	49	1.00	1-0-0	.980
Dion (P)	1	20	2	0	9	6.00	0-0-0	.818
Herron (P)	2	100	11	0	50	6.60	0-2-0	.820
<b>PITTSBURGH TOTAL</b>	<b>3</b>	<b>180</b>	<b>14</b>	<b>0</b>	<b>108</b>	<b>4.67</b>	<b>1-2-0</b>	<b>.885</b>
Garrett (V)	3	155	9	0	50	3.48	2-0-0	.847
Brodeur (V)	1	25	3	0	6	7.20	0-1-0	.667
<b>VANCOUVER TOTAL</b>	<b>3</b>	<b>180</b>	<b>12</b>	<b>0</b>	<b>56</b>	<b>4.00</b>	<b>2-1-0</b>	<b>.824</b>

PPG: PITTSBURGH: 3 for 12 (Brickley 2 & Shedden)  
 VANCOUVER: 3 for 18 (Gradin, Lanz & Tanti)

**SCORING SUMMARIES**

1983-84	GP	W	L	T	PTS	GF	GA	PPG	SHG	PEN	PIM
PITTSBURGH	7	1	6	0	2	12	28	1-21	1	60	179
WASHINGTON	7	6	1	0	12	28	12	7-38	1	41	136

**AT PITTSBURGH (0-4-0)**

Oct. 14 PGH. 4 (Herron) at Wash. 0 (Riggin)  
 Oct. 25 WASH. 1 (Jensen) at Pgh. 0 (Herron)  
 Jan. 21 WASH. 3 (Riggin) at Pgh. 2 (Romano)  
 Mar. 1 Pgh. 1 (Dion) at WASH. 9 (Mason)  
 Mar. 5 WASH. 5 (Riggin) at Pgh. 2 (Herron)  
 Mar. 24 Pgh. 0 (Tremblay) at WASH. 6 (Riggin)  
 Mar. 25 WASH. 4 (Jensen) at Pgh. 3 (Herron)

Washington leads all-time series (28-27-7)

**PITTSBURGH VS WASHINGTON**

**AT WASHINGTON (1-2-0)**

WG - Hannan  
 WG - Gartner  
 WG - Christian  
 WG - Erickson  
 WG - Gartner  
 WG - Haworth  
 WG - Gartner (3)

**GOALS & SHOTS BY PERIODS**

	1st	2nd	3rd	Total
PITTSBURGH	4-47	3-55	5-53	12-155
WASHINGTON	10-100	6-48	12-96	28-244

PITTSBURGH						WASHINGTON							
Player	GP	SOG	G	A	PTS	PIM	Player	GP	SOG	G	A	PTS	PIM
Shedden	5	13	4	0	4	4	Erickson	6	12	3	7	10	0
Schmidt	4	8	3	0	3	0	Carpenter	7	25	3	6	9	6
Bullard	6	12	2	1	3	0	Haworth	7	15	4	4	8	12
Kehoe	3	5	0	2	2	0	Gartner	7	27	4	3	7	8
McSorley	5	5	0	2	2	16	Stevens	6	12	2	4	6	2
Errey	6	5	0	2	2	9	Murphy	6	14	1	4	5	4
Flockhart	6	12	0	2	2	4	Laughlin	7	12	0	5	5	19
Lamoureux	1	2	1	0	1	0	Christian	7	12	4	0	4	0
Hannan	2	2	1	0	1	0	Duchesne	7	12	3	1	4	4
Boutette	2	9	1	0	1	15	Currie	7	8	1	3	4	4
Gladney	3	4	0	1	1	0	Jarvis	7	8	0	1	3	0
Carlyle	3	4	0	1	1	0	Andersson	5	7	2	1	4	0
Saganiuk	4	8	0	1	1	8	Gould	6	14	1	2	3	9
Fox	5	3	0	1	1	0	Langway	7	24	0	2	2	2
O'Regan	5	3	0	1	1	13	Blomquist	4	5	0	1	1	7
Rissling	5	0	0	1	1	2	Veitch	4	6	0	1	1	0
Roulston	5	8	0	1	1	53	Adams	5	5	0	1	1	37
Hotham	7	9	0	1	1	6	Gustafsson	5	8	0	1	1	0
Bourque	1	1	0	0	0	6	Shand	6	3	0	1	1	9
Bulley	1	0	0	0	0	0	Engblom	1	3	0	0	0	0
Charlesworth	1	1	0	0	0	2	Houston	1	2	0	0	0	0
Dion	1	0	0	0	0	0	Mason	1	0	0	0	0	0
Gardner	1	4	0	0	0	0	Theberge	1	3	0	0	0	0
Romano	1	0	0	0	0	0	Valentine	1	1	0	0	0	5
St. Laurent	1	1	0	0	0	2	Jensen	2	0	0	0	0	4
Sutter	1	0	0	0	0	0	MacKinnon	2	0	0	0	0	0
Tebbutt	1	1	0	0	0	2	Riggin	4	0	0	0	0	0
Tremblay	1	0	0	0	0	2	Sampson	4	2	0	0	0	2
DeFazio	2	1	0	0	0	0							
Gatzos	2	2	0	0	0	2							
Lowe	2	2	0	0	0	0							
McClelland	2	1	0	0	0	12							
Schutt	2	0	0	0	0	0							
Thornbury	2	6	0	0	0	2							
Buskas	3	0	0	0	0	2							
Maxwell	3	1	0	0	0	2							
Herron	4	0	0	0	0	0							
Hrynewich	4	2	0	0	0	9							
McCarthy	4	6	0	0	0	2							
Taylor	6	8	0	0	0	0							
Brickley	6	6	0	0	0	0							
<b>TOTAL</b>	<b>7</b>	<b>155</b>	<b>12-17-29</b>	<b>60-179</b>	<b>TOTAL</b>	<b>7</b>	<b>244</b>	<b>28-51-79</b>	<b>41-136</b>				

GOALTENDERS	GP	MP	GA	SO	SAVES	AVG	W-L-T	PCT.
Herron (P)	4	240	9 (1)	1	123	2.25	1-3-0	.932
Romano (P)	1	60	3	0	39	3.00	0-1-0	.929
Tremblay (P)	1	60	6	0	27	6.00	0-1-0	.818
Dion (P)	1	60	9	0	27	9.00	0-1-0	.750
<b>PITTSBURGH TOTAL</b>	<b>7</b>	<b>420</b>	<b>28</b>	<b>1</b>	<b>216</b>	<b>4.00</b>	<b>1-6-0</b>	<b>.885</b>
Jensen (W)	2	120	3	1	48	1.50	2-0-0	.941
Mason (W)	1	60	1	0	22	1.00	1-0-0	.957
Riggin (W)	4	240	8	1	73	2.00	3-1-0	.901
<b>WASHINGTON TOTAL</b>	<b>7</b>	<b>420</b>	<b>12</b>	<b>2</b>	<b>143</b>	<b>1.71</b>	<b>6-1-0</b>	<b>.923</b>

PPG: PITTSBURGH: 1 for 21 (Bullard)  
 WASHINGTON: 7 for 38 (Andersson 2, Erickson, Carpenter, Gartner, Gould & Haworth)

SHG: PITTSBURGH: 1 (Hannan — Penalty shot)  
 WASHINGTON: 1 (Duchesne)

SHO: Denis Herron, October 14 at Washington (4-0) 29 saves; Al Jensen, October 25 at Pittsburgh (1-0) 26 saves; Pat Riggin, March 24 at Washington (6-0) 18 saves

PS: Dave Hannan scored against Pat Riggin on October 14 at Washington

**SCORING SUMMARIES**

1983-84	GP	W	L	T	PTS	GF	GA	PPG	SHG	PEN	PIM
PITTSBURGH	3	1	2	0	2	13	12	5-10	2	28	62
WINNIPEG	3	2	1	0	4	12	13	2-15	0	23	52

**AT PITTSBURGH (0-2-0)**

Oct. 12 **WIN. 4** (Hayward) at Pgh. 3 (Dion)  
 Nov. 2 **PGH. 6** (Herron) at Win. 3 (Hayward)  
 Jan. 18 **WIN. 5** (Veisor) at Pgh. 4 (Dion)

**AT WINNIPEG (1-0-0)**

WG - DeBlois (1:34 OT)  
 WG - Kehoe  
 WG - MacLean (1:28 OT)

Pittsburgh leads all-time series (12-5-0)

**GOALS & SHOTS BY PERIODS**

	1st	2nd	3rd	OVT	Total
PITTSBURGH	4-17	3-20	6-26	0-2	13-65
WINNIPEG	6-35	1-45	3-39	2-3	12-122

**PITTSBURGH**

Player	GP	SOG	G	A	PTS	PIM
Bullard	3	9	4	1	5	4
Brickley	2	6	1	2	3	0
Shedden	1	0	0	3	3	0
Carlyle	3	5	0	3	3	6
Flockhart	2	4	2	0	2	9
Kehoe	3	7	2	0	2	0
Gladney	2	3	1	1	2	0
McClelland	2	4	1	1	2	0
Buskas	3	3	1	1	2	0
Hotham	3	5	1	1	2	0
Boutelle	2	2	0	2	2	4
Chorney	1	2	0	1	1	6
Gardner	1	0	0	1	1	0
Maxwell	1	1	0	1	1	0
Bulley	2	1	0	1	1	2
Gaszoz	2	0	0	1	1	0
Errey	3	2	0	1	1	0
Charlèsworth	1	1	0	0	0	2
DeFazio	1	0	0	0	0	0
Fox	1	0	0	0	0	2
Hamilton	1	1	0	0	0	0
Herron	1	0	0	0	0	0
Lamoureux	1	0	0	0	0	0
O'Regan	1	0	0	0	0	0
Rissling	1	1	0	0	0	4
Roulston	1	2	0	0	0	0
Saganjuk	1	0	0	0	0	2
St. Laurent	1	5	0	0	0	6
Schutt	1	1	0	0	0	2
Sutter	1	0	0	0	0	0
Taylor	1	0	0	0	0	0
Dion	2	0	0	0	0	0
Hannan	2	0	0	0	0	9
McSorley	3	0	0	0	0	4
<b>TOTAL</b>	<b>3</b>	<b>65</b>	<b>13</b>	<b>21-34</b>	<b>28-62</b>	

**GOALTENDERS**

	GP	MP	GA	SO	SAVES	AVG	W-L-T	PCT.
Herron (P)	1	60	3	0	30	3.00	1-0-0	.909
Dion (P)	2	123	9	0	80	4.39	0-2-0	.899
<b>PITTSBURGH TOTAL</b>	<b>3</b>	<b>183</b>	<b>12</b>	<b>0</b>	<b>110</b>	<b>3.93</b>	<b>1-2-0</b>	<b>.902</b>
Veisor (W)	1	61	4	0	18	3.93	1-0-0	.818
Hayward (W)	2	122	8 (1)	0	34	3.93	1-1-0	.810
<b>WINNIPEG TOTAL</b>	<b>3</b>	<b>183</b>	<b>13</b>	<b>0</b>	<b>52</b>	<b>4.26</b>	<b>1-2-0</b>	<b>.800</b>

**PPG:** PITTSBURGH: 5 for 10 (Kehoe 2, Bullard 2, & Buskas)

WINNIPEG: 2 for 15 (Steen & MacLean)

**SHG:** PITTSBURGH: 2 (Brickley & McClelland)

**HT:** WINNIPEG: MacLean Jan. 18 vs Dion at Pittsburgh

**PITTSBURGH VS WINNIPEG**

**WINNIPEG**

Player	GP	SOG	G	A	PTS	PIM
Boschman	3	8	2	7	9	11
MacLean	3	12	4	1	5	8
DeBlois	3	9	1	4	5	2
Steen	3	6	1	2	3	0
Lukowich	3	9	0	3	3	4
Mantha	2	5	1	1	2	0
Campbell	3	6	1	1	2	2
Picard	1	6	1	0	1	0
McBain	3	5	1	0	1	0
Smail	2	6	0	1	1	2
Watters	2	2	0	1	1	2
Arniel	3	5	0	1	1	4
Douglas	1	2	0	0	0	2
Gibson	1	0	0	0	0	0
Mann	1	0	0	0	0	0
Seppa	1	2	0	0	0	0
Veisor	1	0	0	0	0	0
Wilson	1	1	0	0	0	0
Hayward	2	0	0	0	0	0
Lundholm	2	0	0	0	0	2
Mullen	2	4	0	0	0	2
Spring	2	2	0	0	0	0
Young	2	1	0	0	0	9
Babych	3	17	0	0	0	0
Hawerchuk	3	14	0	0	0	2
Kyte	3	0	0	0	0	0
<b>TOTAL</b>	<b>3</b>	<b>122</b>	<b>12-22-34</b>	<b>23-52</b>		

**PITTSBURGH PLAYOFF CAREER SCORING**

NAME	GP	G	A	PTS	PIM	PPG	SHG	GWG	OTG
1. Rick Kehoe	37	4	17	21	2	2	0	2	1
2. Jean Pronovost	29	9	9	18	12	2	1	1	0
3. George Ferguson	22	4	11	15	13	0	0	1	1
4. Rod Schutt	22	8	6	14	26	1	0	1	0
5. Randy Carlyle	22	6	8	14	41	0	1	0	0
6. Ron Schock	29	2	12	14	23	0	0	0	0
7. Ron Stackhouse	32	5	8	13	38	2	0	0	0
8. Gregg Sheppard	17	4	7	11	2	2	0	0	0
9. Pierre Larouche	15	2	9	11	2	0	0	1	0
10. Lowell MacDonaid	15	6	4	10	8	2	0	2	0
11. Bob Kelly	15	6	3	9	23	1	0	0	0
12. Colin Campbell	19	2	7	9	51	0	1	1	0
13. Michel Briere	10	5	3	8	17	1	0	3	1
14. Mike Bullard	9	4	4	8	4	1	0	1	0
15. Syl Apps	19	4	4	8	23	2	0	1	0
16. Greg Malone	18	3	5	8	32	0	0	1	0
17. Peter Lee	19	0	8	8	4	0	0	0	0
18. Ken Schinkel	13	6	1	7	4	1	0	0	0
19. Vic Hadfield	10	5	2	7	8	0	1	0	0
20. Mark Johnson	10	4	3	7	6	2	0	1	0
21. Paul Gardner	10	2	5	7	10	1	0	0	0
22. Dean Prentice	12	2	5	7	9	1	0	0	0
23. Gary McAdam	12	3	3	6	9	0	0	0	0
24. Chuck Arnason	9	2	4	6	4	1	0	0	0
25. Orest Kindrachuk	7	4	1	5	7	0	0	1	0
26. Ross Lonsberry	17	2	3	5	13	0	0	1	0
27. Tom Bladon	8	0	5	5	2	0	0	0	0
28. Pat Boutelle	5	3	1	4	8	2	0	0	0
29. Nick Harbaruk	14	3	1	4	20	0	0	1	0
30. Mario Faubert	10	2	2	4	6	2	0	0	0
31. Duane Rupp	10	2	2	4	8	0	0	0	0
32. Dave Burrows	20	1	3	4	16	0	0	1	0
33. Keith McCreary	11	0	4	4	6	0	0	0	0
34. Bob Leiter	4	3	0	3	0	1	0	0	0
35. Jim Hamilton	6	3	0	3	0	1	0	0	0
36. Andre St. Laurent	5	2	1	3	8	0	0	0	0
37. Blair Chapman	10	2	1	3	9	0	0	0	0
38. Wally Boyer	10	1	2	3	0	0	0	1	0
39. Dunc McCallum	10	1	2	3	12	0	0	0	0
40. Bob Woytowich	10	1	2	3	2	0	0	0	0
41. Greg Hotham	5	0	3	3	6	0	0	0	0
42. Jim Morrison	8	0	3	3	10	0	0	0	0
43. Russ Anderson	10	0	3	3	28	0	0	0	0
44. Bryan Hextall	14	0	3	3	43	0	0	0	0
45. Stan Gilbertson	3	1	1	2	2	0	0	0	0
46. Nick Libett	5	1	1	2	0	1	0	0	0
47. Pat Price	10	1	1	2	49	0	0	0	0
48. Rick MacLeish	5	1	1	2	0	0	0	0	0
49. Kevin McClelland	5	1	1	2	5	0	0	0	0
50. Bob Stewart	5	1	1	2	2	0	0	0	0
51. Darryl Edestrand	4	0	2	2	0	0	0	0	0
52. Greg Polis	4	0	2	2	0	0	0	0	0
53. Glen Sather	10	0	2	2	17	0	0	0	0
54. Val Fonteyne	14	0	2	2	2	0	0	0	0
55. Pete LaFramboise	9	1	0	1	0	0	0	0	0

NAME	GP	G	A	PTS	PIM	PPG	SHG	GWG	OTG
56. Pete Mahovich	2	0	1	1	0	0	0	0	0
57. Don Awrey	3	0	1	1	6	0	0	0	0
58. Wayne Bianchin	3	0	1	1	6	0	0	0	0
59. Jacques Cossette	3	0	1	1	4	0	0	0	0
60. Ed Van Impe	3	0	1	1	2	0	0	0	0
61. Tim Horton	4	0	1	1	2	0	0	0	0
62. Al McDonough	4	0	1	1	0	0	0	0	0
63. Eddie Shack	4	0	1	1	15	0	0	0	0
64. Gary Rissling	5	0	1	1	4	0	0	0	0
65. Paul Baxter	10	0	1	1	48	0	0	0	0
66. Barry Wilkins	6	0	1	1	2	0	0	0	0
67. Marc Chorney	7	0	1	1	17	0	0	0	0
68. Bob Paradise	7	0	1	1	6	0	0	0	0
69. Bob McManama	8	0	1	1	6	0	0	0	0
70. Dennis Owchar	8	0	1	1	6	0	0	0	0
71. Tracy Pratt	10	0	1	1	51	0	0	0	0
72. Paul Marshall	1	0	0	0	0	0	0	0	0
73. Steve Gatzos	1	0	0	0	0	0	0	0	0
74. Mike Corrigan	2	0	0	0	0	0	0	0	0
75. Bob Simpson	2	0	0	0	0	0	0	0	0
76. Lex Hudson	2	0	0	0	0	0	0	0	0
77. Larry Bignell	3	0	0	0	2	0	0	0	0
78. Randy Boyd	3	0	0	0	11	0	0	0	0
79. Kim Clackson	3	0	0	0	37	0	0	0	0
80. Al Smith	3	0	0	0	0	0	0	0	0
81. Simon Nolet	3	0	0	0	0	0	0	0	0
82. Michel Plasse	3	0	0	0	0	0	0	0	0
83. Steve Cardwell	4	0	0	0	2	0	0	0	0
84. Kim Davis	4	0	0	0	0	0	0	0	0
85. Pat Graham	4	0	0	0	0	0	0	0	0
86. Jim Rutherford	4	0	0	0	0	0	0	0	0
87. Dale Tallon	4	0	0	0	4	0	0	0	0
88. Michel Dion	5	0	0	0	0	0	0	0	0
89. Pat Hughes	5	0	0	0	21	0	0	0	0
90. Les Binkley	7	0	0	0	0	0	0	0	0
91. Bob Blackburn	7	0	0	0	4	0	0	0	0
92. Gary Inness	9	0	0	0	0	0	0	0	0
93. Dennis Herron	10	0	0	0	5	0	0	0	0
94. Greg Millen	10	0	0	0	0	0	0	0	0
95. Lew Morrison	13	0	0	0	0	0	0	0	0
96. Bryan Watson	14	0	0	0	38	0	0	0	0
BENCH					8				
<b>TOTAL</b>	<b>51</b>	<b>135</b>	<b>220</b>	<b>355</b>	<b>961</b>	<b>29</b>	<b>4</b>	<b>21</b>	<b>3</b>

NAME	GP	MP	GOALTENDING				SO	SAVES	AVG	W-L
			GF	GA	ENG	ENG				
Les Binkley	7	428	18	15	0	0	183	2.10	5-2	
Gary Inness	9	540	27	24	3	0	271	2.67	5-4	
Michel Plasse	3	180	3	8	0	1	85	2.67	1-2	
Al Smith	3	180	5	10	0	0	79	3.33	1-2	
<b>Dennis Herron</b>	<b>10</b>	<b>601</b>	<b>26</b>	<b>35</b>	<b>3</b>	<b>0</b>	<b>300</b>	<b>3.49</b>	<b>3-7</b>	
Jim Rutherford	4	240	8	14	0	0	131	3.50	0-4	
Greg Millen	10	625	35	40	1	0	297	3.84	4-6	
<b>Michel Dion</b>	<b>5</b>	<b>310</b>	<b>13</b>	<b>22</b>	<b>0</b>	<b>0</b>	<b>161</b>	<b>4.34</b>	<b>2-3</b>	
<b>TOTAL</b>	<b>51</b>	<b>3104</b>	<b>135</b>	<b>168</b>	<b>7</b>	<b>1</b>	<b>1507</b>	<b>3.38</b>	<b>21-30</b>	

## 1970 PLAYOFFS

DATE	CITY	RESULTS	WINNING GOAL	WINNING GOALIE
Wed. Apr. 8	at Pittsburgh	Penguins 2, Oakland 1	Harbaruk	Binkley
Thu. Apr. 9	at Pittsburgh	Penguins 3, Oakland 1	Boyer	Binkley
Sat. Apr. 11	at Oakland	Penguins 5, Oakland 2	Pronovost	Binkley
Sun. Apr. 12	at Oakland	Penguins 3, Oakland 2*	Briere	Binkley
<b>(Pittsburgh wins Quarter-Finals 4-0)</b>				
Sun. Apr. 19	at St. Louis	St. Louis 3, Penguins 1	Goyette	Hall
Tue. Apr. 21	at St. Louis	St. Louis 4, Penguins 1	Keenan	Plante
Thu. Apr. 23	at Pittsburgh	Penguins 3, St. Louis 2	Briere	Binkley
Sun. Apr. 26	at Pittsburgh	Penguins 2, St. Louis 1	Briere	A. Smith
Tue. Apr. 28	at St. Louis	St. Louis 5, Penguins 0	St. Marseille	Plante
Thu. Apr. 30	at Pittsburgh	St. Louis 4, Penguins 3	Keenan	Hall
<b>(St. Louis wins Semi-Finals 4-2)</b>				

1972 PLAYOFFS				
Wed. Apr. 5	at Chicago	Chicago 3, Penguins 1	Pappin	Esposito
Thu. Apr. 6	at Chicago	Chicago 3, Penguins 2	Maki	Esposito
Sat. Apr. 8	at Pittsburgh	Chicago 2, Penguins 0	Bordeleau	G. Smith
Sun. Apr. 9	at Pittsburgh	Chicago 6, Penguins 5*	Martin	Desjardins
<b>(Chicago wins Quarter-Finals 4-0)</b>				

1975 PLAYOFFS				
Tue. Apr. 5	at Pittsburgh	Penguins 4, St. Louis 3	Larouche	Inness
Thu. Apr. 10	at St. Louis	Penguins 5, St. Louis 3	Campbell	Inness
<b>(Pittsburgh wins Preliminary Round 2-0)</b>				
Sun. Apr. 13	at Pittsburgh	Penguins 5, NY Islanders 4	Burrows	Inness
Tue. Apr. 15	at Pittsburgh	Penguins 3, NY Islanders 1	MacDonald	Inness
Thu. Apr. 17	at NY Islanders	Penguins 6, NY Islanders 4	Apps	Inness
Sun. Apr. 20	at NY Islanders	NY Islanders, Penguins 1	Gillies	Resch
Tue. Apr. 22	at NY Islanders	NY Islanders, Penguins 2	Westfall	Resch
Thu. Apr. 24	at Pittsburgh	NY Islanders, Penguins 1	Howatt	Resch
Sat. Apr. 26	at Pittsburgh	NY Islanders, Penguins 0	Westfall	Resch
<b>(NY Islanders win Quarter-Finals 4-3)</b>				

1976 PLAYOFFS				
Tue. Apr. 6	at Toronto	Toronto 4, Penguins 1	McDonald	Thomas
Thu. Apr. 8	at Pittsburgh	Penguins 2, Toronto 0	MacDonald	Plasse
Fri. Apr. 9	at Toronto	Toronto 4, Penguins 0	McKenny	Thomas
<b>(Toronto wins Preliminary Round 2-1)</b>				

1977 PLAYOFFS				
Tue. Apr. 5	at Pittsburgh	Toronto 4, Penguins 2	Williams	Thomas
Thu. Apr. 7	at Toronto	Penguins 6, Toronto 4	Malone	Herron
Sat. Apr. 9	at Pittsburgh	Toronto 5, Penguins 2	McDonald	Palmateer
<b>(Toronto wins Preliminary Round 2-1)</b>				

1979 PLAYOFFS				
Tue. Apr. 10	at Buffalo	Penguins 4, Buffalo 3	Kindrachuk	Herron
Thu. Apr. 12	at Pittsburgh	Buffalo 3, Penguins 1	Richard	Sauve
Sat. Apr. 14	at Buffalo	Penguins 4, Buffalo 3*	Ferguson	Herron
<b>(Pittsburgh wins Preliminary Round 2-1)</b>				
Mon. Apr. 16	at Boston	Boston 6, Penguins 2	Milbury	Cheevers
Wed. Apr. 18	at Boston	Boston 4, Penguins 3	Miller	Cheevers
Sat. Apr. 21	at Pittsburgh	Boston 2, Penguins 1	Middleton	Cheevers
Sun. Apr. 22	at Pittsburgh	Boston 4, Penguins 1	Ratelle	Cheevers
<b>(Boston wins Quarter-Finals 4-0)</b>				

1980 PLAYOFFS				
Tue. Apr. 8	at Boston	Penguins 4, Boston 2	Johnson	Millen
Thu. Apr. 10	at Boston	Boston 4, Penguins 1	Marcotte	Cheevers
Sat. Apr. 12	at Pittsburgh	Penguins 4, Boston 1	Lonsberry	Millen
Sun. Apr. 13	at Pittsburgh	Boston 8, Penguins 3	McNab	Cheevers
Mon. Apr. 14	at Boston	Boston 6, Penguins 2	Foster	Cheevers
<b>(Boston wins Preliminary Round 3-2)</b>				

1981 PLAYOFFS				
Wed. Apr. 8	at St. Louis	St. Louis 4, Penguins 2	Pettersson	Liut
Thu. Apr. 9	at St. Louis	Penguins 6, St. Louis 4	Schutt	Millen
Sat. Apr. 11	at Pittsburgh	St. Louis 5, Penguins 4	Federko	Liut
Sun. Apr. 12	at Pittsburgh	Penguins 6, St. Louis 3	Bullard	Millen
Tue. Apr. 14	at St. Louis	St. Louis 4, Penguins 3**	Crombeen	Liut
<b>(St. Louis wins Preliminary Round 3-2)</b>				

1982 PLAYOFFS				
Wed. Apr. 7	at NY Islanders	NY Islanders 8, Penguins 1	Gillies	Smith
Thu. Apr. 8	at NY Islanders	NY Islanders 4, Penguins 2	Goring	Smith
Sat. Apr. 10	at Pittsburgh	Penguins 2, NY Islanders 1*	Kehoe	Dion
Sun. Apr. 11	at Pittsburgh	Penguins 5, NY Islanders 2	Kehoe	Dion
Tue. Apr. 13	at NY Islanders	NY Islanders 4, Penguins 3*	Tonelli	Smith
<b>(NY Islanders win Preliminary Round 3-2)</b>				

## PLAYOFF RECORDS — SERIES

### MOST GOALS, BOTH TEAMS:

- 2 - game series 15 (1975) Pittsburgh 9, St. Louis 6
- 3 - game series 23 (1977) Toronto 13, Pittsburgh 10
- 4 - game series 23 (1979) Boston 16, Pittsburgh 7
- 5 - game series 41 (1981) Pittsburgh 21, St. Louis 20
- 6 - game series 29 (1970) St. Louis 19, Pittsburgh 10
- 7 - game series 39 (1975) NY Islanders 21, Pittsburgh 18

### MOST GOALS, PITTSBURGH:

- 2 - game series 9 (1975) vs St. Louis
- 3 - game series 10 (1977) vs Toronto
- 4 - game series 13 (1970) vs Oakland
- 5 - game series 21 (1981) vs St. Louis
- 6 - game series 10 (1970) vs St. Louis
- 7 - game series 18 (1975) vs NY Islanders

### MOST GOALS, OPPONENTS:

- 2 - game series 6 (1975) vs St. Louis
- 3 - game series 13 (1977) vs Toronto
- 4 - game series 16 (1979) vs Boston
- 5 - game series 22 (1982) vs NY Islanders
- 6 - game series 19 (1970) vs St. Louis
- 7 - game series 21 (1975) vs NY Islanders

### FEWEST GOALS, BOTH TEAMS:

- 2 - game series 15 (1975) Pittsburgh 9, St. Louis 6
- 3 - game series 11 (1976) Toronto 8, Pittsburgh 3
- 4 - game series 17 (1970) Pittsburgh 13, Oakland 4
- 5 - game series 35 (1982) NY Islanders 22, Pittsburgh 13
- 6 - game series 29 (1970) St. Louis 19, Pittsburgh 10
- 7 - game series 39 (1975) NY Islanders 21, Pittsburgh 18

### FEWEST GOALS, PITTSBURGH:

- 2 - game series 9 (1975) vs St. Louis
- 3 - game series 3 (1976) vs Toronto
- 4 - game series 7 (1979) vs Boston
- 5 - game series 13 (1982) vs NY Islanders
- 6 - game series 10 (1970) vs St. Louis
- 7 - game series 18 (1975) vs NY Islanders

### FEWEST GOALS, OPPONENTS:

- 2 - game series 6 (1975) vs St. Louis
- 3 - game series 8 (1976) vs Toronto
- 4 - game series 4 (1970) vs Oakland
- 5 - game series 20 (1981) vs St. Louis
- 6 - game series 19 (1970) vs Oakland
- 7 - game series 21 (1975) vs NY Islanders

## PLAYOFF RECORDS — GAME

- MOST GOALS, BOTH TEAMS, HOME GAME: 11 (April 9, 1972) Chicago-6, Pittsburgh 5 (Ovt); 11 (April 13, 1980) Boston 8, Pittsburgh 3
- MOST GOALS, BOTH TEAMS, AWAY GAME: 10 (April 17, 1975) Pittsburgh 6, NY Islanders 4; 10 (April 7, 1977) Pittsburgh 6, Toronto 4; 10 (April 9, 1981) Pittsburgh 6, St. Louis 4
- FEWEST GOALS, BOTH TEAMS, HOME GAME: 1 (April 26, 1975) NY Islanders 1, Pittsburgh 0
- FEWEST GOALS, BOTH TEAMS, AWAY GAME: 4 (April 19, 1970) Pittsburgh 1 at St. Louis 3; 4 (April 5, 1972) Pittsburgh 1 at Chicago 3; 4 (April 20, 1975) Pittsburgh 1 at NY Islanders 3; 4 (April 9, 1976) Pittsburgh 0 at Toronto 4
- MOST GOALS FOR, HOME GAME: 6 (April 12, 1981) vs St. Louis
- MOST GOALS FOR, AWAY GAME: 6 (April 17, 1975) at NY Islanders; 6 (April 7, 1977) at Toronto; 6 (April 9, 1981) at St. Louis
- MOST GOALS AGAINST, HOME GAME: 8 (April 13, 1980) vs Boston
- MOST GOALS AGAINST, AWAY GAME: 8 (April 7, 1982) at NY Islanders
- FEWEST GOALS FOR, HOME GAME: 0 (April 8, 1972) vs Chicago; 0 (April 26, 1975) vs NY Islanders
- FEWEST GOALS FOR, AWAY GAME: 0 (April 28, 1970) at St. Louis; 0 (April 9, 1976) at Toronto
- FEWEST GOALS AGAINST, HOME GAME: 0 (April 8, 1976) vs Toronto
- FEWEST GOALS AGAINST, AWAY GAME: 2 (April 11, 1970) at Oakland; 2 (April 12, 1970) at Oakland

## PLAYOFF RECORDS — PERIOD

- MOST GOALS, BOTH TEAMS, HOME PERIOD: 5 (April 9, 1972) Chicago 4 at Pittsburgh 1; 5 (April 13, 1980) Boston 5 at Pittsburgh 0
- MOST GOALS, BOTH TEAMS, AWAY PERIOD: 6 (April 17, 1975) Pittsburgh 3 at NY Islanders 3
- SCORELESS PERIODS: 19 (April 13, 1982 last one)
- MOST GOALS FOR, HOME PERIOD: 4 (April 9, 1972) vs Chicago
- MOST GOALS FOR, AWAY PERIOD: 4 (April 9, 1981) at St. Louis
- MOST GOALS AGAINST, HOME PERIOD: 5 (April 13, 1980) vs Boston
- MOST GOALS AGAINST, AWAY PERIOD: 4 (April 8, 1982) at NY Islanders

## PENALTY RECORDS — SERIES

- MOST PENALTIES, BOTH TEAMS: 110 (1981) Pittsburgh 55, St. Louis 55
- FEWEST PENALTIES, BOTH TEAMS: 24 (1975) St. Louis 15, Pittsburgh 9
- MOST PENALTY MINUTES, BOTH TEAMS: 306 (1970) Pittsburgh 162, St. Louis 144
- FEWEST PENALTY MINUTES, BOTH TEAMS: 61 (1976) Toronto 36, Pittsburgh 25
- MOST PENALTIES, PITTSBURGH: 55 (1981) vs St. Louis
- MOST PENALTIES, OPPONENT: 55 (1981) vs St. Louis
- FEWEST PENALTIES, PITTSBURGH: 9 (1975) vs St. Louis
- FEWEST PENALTIES, OPPONENT: 15 (1975) vs St. Louis; 15 (1976) vs Toronto
- MOST PENALTY MINUTES, PITTSBURGH: 162 (1970) vs St. Louis
- MOST PENALTY MINUTES, OPPONENT: 144 (1970) vs St. Louis
- FEWEST PENALTY MINUTES, PITTSBURGH: 18 (1975) vs St. Louis
- FEWEST PENALTY MINUTES, OPPONENT: 36 (1976) vs Toronto

## PENALTY RECORDS — GAME

- MOST PENALTIES, HOME GAME, BOTH TEAMS: 28 (April 11, 1981) St. Louis 15, Pittsburgh 13
- MOST PENALTIES, AWAY GAME, BOTH TEAMS: 30 (April 19, 1970) Pittsburgh 18, St. Louis 12
- FEWEST PENALTIES, HOME GAME, BOTH TEAMS: 8 (April 26, 1970) St. Louis 4 at Pittsburgh 4; 8 (April 5, 1977) Toronto 5 at Pittsburgh 3

**FEWEST PENALTIES, AWAY GAME, BOTH TEAMS:** 7 (April 17, 1975) Pittsburgh 4 at NY Islanders 3; 7 (April 9, 1976) Pittsburgh 3 at Toronto 4  
**MOST PENALTIES, PITTSBURGH:** 18 (April 19, 1970) at St. Louis  
**MOST PENALTIES, OPPONENT:** 15 (April 11, 1981) vs. St. Louis  
**FEWEST PENALTIES, PITTSBURGH:** 3 (Three times — last time April 22, 1979 vs Boston)  
**FEWEST PENALTIES, OPPONENT:** 3 (Four times — last time April 21, 1979 vs Boston)

#### PENALTY RECORDS — PERIOD

**MOST PENALTIES, HOME PERIOD, BOTH TEAMS:** 15 (April 11, 1981) vs St. Louis  
**MOST PENALTIES, AWAY PERIOD, BOTH TEAMS:** 16 (April 19, 1970) at St. Louis  
**MOST PENALTIES, PITTSBURGH, HOME PERIOD:** 7 (April 9, 1977) vs Toronto; 7 (April 11, 1981) vs St. Louis  
**MOST PENALTIES, PITTSBURGH, AWAY PERIOD:** 10 (April 19, 1970) at St. Louis  
**MOST PENALTIES, OPPONENT, HOME PERIOD:** 6 (April 26, 1975) vs New York Islanders  
**MOST PENALTIES, OPPONENT, AWAY PERIOD:** 7 (April 5, 1972) at Chicago  
**MOST PENALTY MINUTES, HOME PERIOD, BOTH TEAMS:** 38 (April 9, 1977) vs Toronto (Pittsburgh 25, Toronto 13)  
**MOST PENALTY MINUTES, AWAY PERIOD, BOTH TEAMS:** 80 (April 19, 1970) at St. Louis (Pittsburgh 40, St. Louis 40)  
**MOST PENALTY MINUTES, HOME PERIOD, PITTSBURGH:** 25 (April 9, 1977) vs Toronto  
**MOST PENALTY MINUTES, AWAY PERIOD, PITTSBURGH:** 40 (April 19, 1970) at St. Louis  
**MOST PENALTY MINUTES, HOME PERIOD, OPPONENT:** 18 (April 26, 1975) vs New York Islanders  
**MOST PENALTY MINUTES, AWAY PERIOD, OPPONENT:** 40 (April 19, 1970) at St. Louis

#### ALL-TIME

**MOST GAMES PLAYED:** 37 — Rick Kehoe; 32 — Ron Stackhouse  
**MOST GOALS:** 9 — Jean Pronovost; 8 — Rod Schutt  
**MOST ASSISTS:** 17 — Rick Kehoe; 12 — Ron Schock  
**MOST POINTS:** 21 — Rick Kehoe; 18 — Jean Pronovost  
**MOST PENALTY MINUTES:** 51 — Tracy Pratt; 51 — Colin Campbell  
**MOST GAMES PLAYED, GOALIE:** 10 — Denis Herron; 9 — Gary Inness  
**MOST MINUTES PLAYED, GOALIE:** 601 — Denis Herron; 540 — Gary Inness

#### ONE PLAYOFF YEAR

**MOST GOALS:** 5 — Michel Briere (1970); 5 — Bob Kelly (1975); 4 — Ken Schinkel (1970); 4 — Vic Hadfield (1975); 4 — Lowell MacDonald (1975); 4 — Orest Kindrachuk (1979); 4 — Randy Carlyle (1981)  
**MOST ASSISTS:** 6 — Ron Schock (1970); 6 — Ron Stackhouse (1975); 6 — George Ferguson (1981); 5 — Dean Prentice (1970); 5 — Pierre Larouche (1975); 5 — Rick Kehoe (1980); 5 — Randy Carlyle (1981); 5 — Paul Gardner (1982)  
**MOST POINTS:** 9 — Randy Carlyle (1981); 8 — Michel Briere (1970); 8 — Bob Kelly (1975); 8 — Ron Stackhouse (1975); 8 — George Ferguson (1980)  
**MOST PENALTY MINUTES:** 51 — Tracy Pratt (1970); 34 — Bryan Hextall (1970)  
**MOST GOALS, DEFENSEMAN:** 4 — Randy Carlyle (1981)  
**MOST ASSISTS, DEFENSEMAN:** 6 — Ron Stackhouse (1975)  
**MOST POINTS, DEFENSEMAN:** 9 — Randy Carlyle (1981)

130

#### ONE PLAYOFF SERIES

**MOST GOALS:** 4 — Michel Briere (1970); 4 — Bob Kelly (1975); 4 — Lowell MacDonald (1975); 4 — Randy Carlyle (1981)  
**MOST ASSISTS:** 6 — George Ferguson (1981); 5 — Ron Schock (1970); 5 — Rick Kehoe (1980); 5 — Paul Gardner (1982)  
**MOST POINTS:** 9 — Randy Carlyle (1981); 8 — George Ferguson (1981); 7 — Rick Kehoe (1980)  
**MOST PENALTY MINUTES:** 43 — Tracy Pratt (1970)

#### ONE PLAYOFF GAME

**MOST GOALS:** 3 — Ken Schinkel (April 11, 1970 at Oakland)  
**MOST ASSISTS:** 3 — Dean Prentice (April 11, 1970 at Oakland); 3 — George Ferguson (April 12, 1981 vs St. Louis)  
**MOST POINTS:** 3 — Ken Schinkel (April 11, 1970 at Oakland) (3g); 3 — Dean Prentice (April 11, 1970 at Oakland) (3a); 3 — Lowell MacDonald (April 15, 1975 vs NY Islanders) (2-1); 3 — Jean Pronovost (April 15, 1975 vs NY Islanders) (1-2); 3 — Ross Lonsberry (April 12, 1980 vs Boston) (2-1); 3 — George Ferguson (April 12, 1980 vs Boston) (3a); 3 — George Ferguson (April 9, 1981 at St. Louis) (1-2); 3 — Rod Schutt (April 9, 1981 at St. Louis) (1-2); 3 — Mike Bullard (April 12, 1981 vs St. Louis) (2-1); 3 — Randy Carlyle (April 12, 1981 vs St. Louis) (2-1); 3 — Andre St. Laurent (April 11, 1982 at NY Islanders) (2-1)  
**MOST PENALTY MINUTES:** 32 — Tracy Pratt (April 19, 1970 at St. Louis)  
**MOST PENALTIES:** 8 — Kim Clackson (April 13, 1980 at Boston)

#### ONE PLAYOFF PERIOD

**MOST GOALS:** 2 — Ken Schinkel (April 11, 1970 at Oakland); 2 — Ken Schinkel (April 9, 1972 vs Chicago); 2 — Chuck Arnason (April 8, 1975 vs St. Louis)  
**MOST ASSISTS:** 2 — several players  
**MOST POINTS:** 3 — George Ferguson (April 9, 1981 at St. Louis) (1-2)  
**MOST PENALTY MINUTES:** 26 — Kim Clackson (April 13, 1980 at Boston)  
**MOST PENALTIES:** 6 — Kim Clackson (April 13, 1980 at Boston)  
**LONGEST OVERTIME GAME:** 25:16 (April 14, 1981 at St. Louis) (Goal by Mike Crombeen)  
**SHORTEST OVERTIME GAME:** 0:12 (April 9, 1972 vs Chicago) (Goal by Pit Martin)  
**MOST WINS IN A ROW:** 5 — (April 8 to April 7, 1975) (2 vs St. Louis & 3 vs NY Islanders)  
**MOST LOSSES IN A ROW:** 5 — (April 30, 1970 to April 9, 1972) (1 vs St. Louis & 4 vs Chicago)  
**SHUTOUT WINS:** 2-0 (April 8, 1976 vs Toronto)  
**SHUTOUT LOSSES:** 5-0 (April 28, 1970 at St. Louis); 2-0 (April 8, 1972 vs Chicago); 1-0 (April 26, 1975 vs NY Islanders); 4-0 (April 9, 1976 at Toronto)

131

## 1984-85 NHL ALIGNMENT

The National Hockey League embarks upon its 67th regular season with conference and division alignments remaining the same.

### PRINCE OF WALES CONFERENCE

**Patrick Division**  
 Pittsburgh Penguins  
 New Jersey Devils (4-3)  
 New York Islanders (3-4)  
 New York Rangers (4-3)  
 Philadelphia Flyers (3-4)  
 Washington Capitals (3-4)

**Adams Division**  
 Boston Bruins (1-2)  
 Buffalo Sabres (1-2)  
 Hartford Whalers (1-2)  
 Montreal Canadiens (2-1)  
 Quebec Nordiques (2-1)

### CLARENCE CAMPBELL CONFERENCE

**Norris Division**  
 Chicago Black Hawks (2-1)  
 Detroit Red Wings (2-1)  
 Minnesota North Stars (1-2)  
 St. Louis Blues (2-1)  
 Toronto Maple Leafs (1-2)

**Smythe Division**  
 Calgary Flames (2-1)  
 Edmonton Oilers (2-1)  
 Los Angeles Kings (1-2)  
 Vancouver Canucks (2-1)  
 Winnipeg Jets (1-2)

Numbers in parenthesis indicate number of games against each opponent by Pittsburgh for the 1984-85 season (home-away).

### UNBALANCED SCHEDULE

Each of the 21 teams will play an 80-game schedule with those teams in the Smythe, Norris and Adams Division having eight games (four home and four away) against each of their divisional opponents, plus three games against each of the remaining 16 teams in the league. In the case of the three games, teams will play two home and one away or vice-versa, alternating the extra home game each year.

The six clubs in the Patrick Division — will play each other seven times with three games against each of the remaining 15 teams in the league. The home-ice differential will be alternated each season.

### STANLEY CUP PLAYOFFS

At the conclusion of the regular schedule, the top four finishers in each division will qualify for the Stanley Cup Playoffs.

The opening round features divisional playoffs that will have the first place club oppose the fourth place team and second versus third in the best of five series. The winners of each series will advance to a best-of-seven divisional final series, with the team gaining higher standing during the regular season holding home-ice advantage.

The four divisional winner will meet in a best-of-seven conference championship. The Smythe Division winner will face the Norris Division winner for the Campbell Conference title and the Patrick Division Winner will face the Adams Division winner for the Prince of Wales Conference crown. Home ice will be determined by the division with the better record against the opposing division.

Conference winners will meet in the Stanley Cup Finals in best of seven series with the conference having the better record getting the home ice advantage. The Finals will be played in a 2-3-2 setup with the home team advantage having the first two and if needed the last two games in their building.

Division Semi-Finals: 2-2-1  
 Division Finals: 2-2-1-1-1  
 Conference Finals: 2-2-1-1-1  
 Stanley Cup Finals: 2-3-2

## 1984 STANLEY CUP PLAYOFFS DIVISION SEMI-FINALS

### ADAMS DIVISION

#### SERIES "A" (Montreal won 3-0)

Wed. Apr. 4 Montreal 2 (Penney) at Boston 1 (Peeters)  
 Thu. Apr. 5 Montreal 3 (Penney) at Boston 1 (Peeters)  
 Sat. Apr. 7 Boston 0 (Peeters) at Montreal 5 (Penney)

**Winning Goal**  
 Smith  
 Naslund  
 Tremblay

#### SERIES "B" (Quebec won 3-0)

Wed. Apr. 4 Quebec 3 (Bouchard) at Buffalo 2 (Barrasso)  
 Thu. Apr. 5 Quebec 6 (Bouchard) at Buffalo 2 (Sauve)  
 Sat. Apr. 7 Buffalo 1 (Barrasso) at Quebec 4 (Bouchard)

M. Stastny  
 Savard  
 J.F. Sauve

### PATRICK DIVISION

#### SERIES "C" (Islanders won 3-2)

Wed. Apr. 4 NY Rangers 1 (Hanlon) at NY Islanders 4 (Smith)  
 Thu. Apr. 5 NY Rangers 3 (Hanlon) at NY Islanders 0 (Smith)  
 Sat. Apr. 7 NY Islanders 2 (Smith) at NY Rangers 7 (Hanlon)  
 Sun. Apr. 8 NY Islanders 4 (Smith) at NY Rangers 1 (Hanlon)  
 Tue. Apr. 10 NY Rangers 2 (Hanlon) at NY Islanders 3 (Smith)

Bourne  
 Ruotsalainen  
 Erixon  
 B. Sutter  
 Morrow (8:56/OT)

#### SERIES "D" (Washington won 3-0)

Wed. Apr. 4 Philadelphia 2 (Forese) at Washington 4 (Riggan)  
 Thu. Apr. 5 Philadelphia 2 (Forese) at Washington 6 (Jensen)  
 Sat. Apr. 7 Washington 5 (Jensen) at Philadelphia 1 (Lindbergh)

Duchesne  
 Laughlin  
 Laughlin

### NORRIS DIVISION

#### SERIES "E" (Minnesota won 3-2)

Wed. Apr. 4 Chicago 3 (Bannerman) at Minnesota 1 (Meloche)  
 Thu. Apr. 5 Chicago 5 (Bannerman) at Minnesota 6 (Meloche)  
 Sat. Apr. 7 Minnesota 4 (Beaupre) at Chicago 1 (Bannerman)  
 Sun. Apr. 8 Minnesota 3 (Beaupre) at Chicago 4 (Bannerman)  
 Tue. Apr. 10 Chicago 1 (Bannerman) at Minnesota 4 (Beaupre)

Second  
 Broten  
 Acton  
 T. Murray  
 Ferguson

#### SERIES "F" (St. Louis won 3-1)

Wed. Apr. 4 Detroit 2 (Stefan) at St. Louis 3 (Liut)  
 Thu. Apr. 5 Detroit 5 (Stefan) at St. Louis 3 (Liut)  
 Sat. Apr. 7 St. Louis 4 (Liut) at Detroit 3 (Stefan)  
 Sun. Apr. 8 St. Louis 3 (Liut) at Detroit 2 (Mio)

Ramage  
 Yzerman  
 Reeds (37:07/OT)  
 Pettersson (2:42/OT)

### SMYTHE DIVISION

#### SERIES "G" (Edmonton won 3-0)

Wed. Apr. 4 Winnipeg 2 (Soetaert) at Edmonton 9 (Fuhr)  
 Thu. Apr. 5 Winnipeg 4 (Behrend) at Edmonton 5 (Fuhr)  
 Sat. Apr. 7 Edmonton 4 (Fuhr) at Winnipeg 1 (Behrend)

Coffey  
 Gregg (0:21/OT)  
 Semenko

#### SERIES "H" (Calgary won 3-1)

Wed. Apr. 4 Vancouver 3 (Brodeur) at Calgary 5  
 Thu. Apr. 5 Vancouver 2 (Brodeur) at Calgary 4 (Lemelin)  
 Sat. Apr. 7 Calgary 0 (Lemelin) at Vancouver 7 (Brodeur)  
 Sun. Apr. 8 Calgary 5 (Edwards) at Vancouver 1 (Brodeur)

Loob  
 MacInnis  
 Belland  
 Loob

### DIVISION FINALS

### ADAMS DIVISION

#### SERIES "I" (Montreal won 4-2)

Thu. Apr. 12 Montreal 2 (Penney) at Quebec 4 (Bouchard)  
 Fri. Apr. 13 Montreal 4 (Penney) at Quebec 1 (Bouchard)  
 Sun. Apr. 15 Quebec 1 (Bouchard) at Montreal 2 (Penney)  
 Mon. Apr. 16 Quebec 4 (Bouchard) at Montreal 3 (Penney)  
 Wed. Apr. 18 Montreal 4 (Penney) at Quebec 0 (Bouchard)  
 Fri. Apr. 20 Quebec 3 (Bouchard) at Montreal 5 (Penney)

**Winning Goal**  
 Wesley  
 Naslund  
 Walter  
 Berglund (3:00/OT)  
 Mondou  
 Chabot



**PATRICK DIVISION**

**SERIES "J" (Islanders won 4-1)**

Thu. Apr. 12	Washington 3 (Jensen) at NY Islanders 2 (Smith)
Fri. Apr. 13	Washington 4 (Riggin) at NY Islanders 5 (Smith)
Sun. Apr. 15	NY Islanders 3 (Smith) at Washington 1 (Riggin)
Mon. Apr. 16	NY Islanders 5 (Smith) at Washington 2 (Riggin)
Wed. Apr. 18	Washington 3 (Jensen) at NY Islanders 5 (Smith)

Laughlin
Kallur (7:35/OT)
B. Sutter
Boutilier
Flatley

**NORRIS DIVISION**

**SERIES "K" (Minnesota won 4-3)**

Thu. Apr. 12	St. Louis (Liut) at Minnesota 4 (Beaupre)
Fri. Apr. 13	St. Louis 4 (Liut) at Minnesota 3 (Beaupre)
Sun. Apr. 15	Minnesota 1 (Beaupre) at St. Louis 3 (Liut)
Mon. Apr. 16	Minnesota 3 (Beaupre) at St. Louis 2 (Liut)
Wed. Apr. 18	St. Louis 0 (Liut) at Minnesota 6 (Beaupre)
Fri. Apr. 20	Minnesota 0 (Beaupre) at St. Louis 4 (Liut)
Sun. Apr. 22	St. Louis 3 (Liut) at Minnesota 4 (Beaupre)

Ciccarella
Gilmour (16:16/OT)
Wickenheiser
McCarthy
Payne
Federko
Payne (6:00/OT)

**SMYTHE DIVISION**

**SERIES "L" (Edmonton won 4-3)**

Thu. Apr. 12	Calgary 2 (Lemelin) at Edmonton 5 (Fuhr)
Fri. Apr. 13	Calgary 6 (Edwards) at Edmonton 5 (Fuhr)
Sun. Apr. 15	Edmonton 3 (Fuhr) at Calgary 2 (Lemelin)
Mon. Apr. 16	Edmonton 5 (Fuhr) at Calgary 3 (Edwards)
Wed. Apr. 18	Calgary 5 (Lemelin) at Edmonton 4 (Fuhr)
Fri. Apr. 20	Edmonton 4 (Fuhr) at Calgary 5 (Lemelin)
Sun. Apr. 22	Calgary 4 (Lemelin) at Edmonton 7 (Moog)

Gretzky
Wilson (3:42/OT)
Pouzar
Messier
Eaves
McDonald (1:04/OT)
Linseman

**CONFERENCE FINALS**

**PRINCE OF WALES CONFERENCE**

**SERIES "M" (NY Islanders won 4-2)**

Tue. Apr. 24	NY Islanders 0 (Smith) at Montreal 3 (Penney)
Thu. Apr. 26	NY Islanders 2 (Smith) at Montreal 4 (Penney)
Sat. Apr. 28	Montreal 2 (Penney) at NY Islanders 5 (Smith)
Tue. May 1	Montreal 1 (Penney) at NY Islanders 3 (Smith)
Thu. May 3	NY Islanders 3 (Smith) at Montreal 1 (Penney)
Sat. May 5	Montreal 1 (Penney) at NY Islanders 4 (Smith)

Carbonneau
Naslund
Bossy
Bossy
B. Sutter
Bossy

**CLARENCE CAMPBELL CONFERENCE**

**SERIES "N" (Edmonton won 4-0)**

Tue. Apr. 24	Minnesota 1 (Beaupre) at Edmonton 7 (Fuhr)
Thu. Apr. 26	Minnesota 3 (Beaupre) at Edmonton 4 (Fuhr)
Sat. Apr. 28	Edmonton 8 (Moog) at Minnesota 5 (Beaupre)
Tue. May 1	Edmonton 3 (Fuhr) at Minnesota 1 (Meloche)

Gretzky
Gretzky
Messier
Linseman

**STANLEY CUP FINALS**

**SERIES "O" (Edmonton won Stanley Cup 4-1)**

Thu. May 10	Edmonton 1 (Fuhr) at NY Islanders 0 (Smith)
Sat. May 12	Edmonton 1 (Fuhr) at NY Islanders 6 (Melanson)
Tue. May 15	NY Islanders 2 (Smith) at Edmonton 7 (Fuhr)
Thu. May 17	NY Islanders 2 (Smith) at Edmonton 7 (Moog)
Sat. May 19	NY Islanders 2 (Smith) at Edmonton 5 (Moog)

McClelland
Gilbert
Anderson
Messier
Linseman

**PLAYOFF SCORING LEADERS**

NAME — TEAM	GP	G	A	PTS
Wayne Gretzky, Edmonton	19	13	22	35
Jari Kurri, Edmonton	19	14	14	28
Mark Messier, Edmonton	19	8	18	26
Paul Coffey, Edmonton	19	8	14	22
Clark Gillies, NY Islanders	21	12	7	19
Mike Bossy, NY Islanders	21	8	10	18
Paul Reinhart, Calgary	11	6	11	17
Glenn Anderson, Edmonton	19	6	11	17
Pat Flatley, NY Islanders	21	9	6	15
Ken Linseman, Edmonton	19	10	4	14
Bryan Trottier, NY Islanders	21	8	6	14
Mats Naslund, Montreal	15	6	8	14
Brent Sutter, NY Islanders	20	4	10	14
Allan MacInnis, Calgary	11	2	12	14
Brian Bellows, Minnesota	16	2	12	14

**INDIVIDUAL LEADERS**

GOALS	ASSISTS
Jari Kurri, Edmonton	14
Wayne Gretzky, Edmonton	22
Wayne Gretzky, Edmonton	13
Mark Messier, Edmonton	18
Clark Gillies, NY Islanders	12
Paul Coffey, Edmonton	14
Ken Linseman, Edmonton	10
Jari Kurri, Edmonton	14
POWER PLAY GOALS	SHORTHANDED GOALS
Jari Kurri, Edmonton	4
Andre Savard, Quebec	2
Six players with	3
Nineteen players with	1
GAME WINNING GOALS	OVERTIME GOALS
Ken Linseman, Edmonton	4
Five players with	3
Ten players with	1
SHOTS ON GOAL	HAT TRICKS
Wayne Gretzky, Edmonton	86
Glenn Anderson, Edmonton	68
Paul Coffey, Edmonton	66
Five players with	1

**GOALTENDING LEADERS**

NAME — TEAM	GP	MP	GA	AVG
Steve Penney, Montreal	15	871	32	2.20
Mike Liut, St. Louis	11	714	29	2.44
Billy Smith, NY Islanders	21	1190	54	2.72
Dan Bouchard, Quebec	9	543	25	2.76

**MINUTES PLAYED**

Billy Smith, NY Islanders	1190
Steve Penney, Montreal	871
Grant Fuhr, Edmonton	883
Steve Penney, Montreal	871
Don Beaupre, Minnesota	782
Five players with	1

**WINS**

Billy Smith, NY Islanders	12
Grant Fuhr, Edmonton	11
Steve Penney, Montreal	9
SHUTOUTS	LOSSES
Steve Penney, Montreal	3
Billy Smith, NY Islanders	8
Don Beaupre, Minnesota	7
Steve Penney, Montreal	6

### ALL-TIME GOALTENDERS VS PITTSBURGH

NAME	GP	MP	GF	GA	ENG	SO	AVG	W	L	T
Baker, Steve	1	60	4	3	0	0	3.00	1	0	0
Bannerman, Murray	3	180	9	9	0	0	3.00	1	1	1
Barasso, Tom	1	60	3	1	0	0	1.00	1	0	0
Baron, Marco	1	60	4	5	0	0	5.00	0	1	0
Beaupre, Don	1	60	3	2	0	0	2.00	1	0	0
Bester, Alan	1	60	1	3	0	0	3.00	0	1	0
Bouchard, Dan	26	1472	96	68	0	2	2.77	14	9	3
Boutin, Rollie	1	8	0	1	0	0	7.50	0	0	0
Brodeur, Richard	6	273	17	17	0	0	3.74	1	2	2
Cloutier, Jacques	1	40	5	5	0	0	7.50	0	0	0
Craig, Jim	2	120	10	7	0	0	3.50	1	0	1
Edwards, Don	20	1210	93	58	0	1	2.88	10	2	8
Esposito, Tony	48	2880	177	124	4	5	2.58	30	11	7
Froese, Bob	6	360	35	16	0	0	2.67	6	0	0
Fuhr, Grant	2	80	10	7	0	0	5.25	1	0	0
Garrett, John	14	787	76	57	0	0	4.35	9	3	1
Gosselin, Mario	1	28	2	1	0	0	2.14	0	0	0
Hanlon, Glen	11	662	51	38	1	0	3.44	6	5	0
Hayward, Brian	3	182	11	14	1	0	4.62	1	2	0
Heinz, Rick	3	185	16	8	0	0	2.59	2	0	1
Janecyk, Bob	1	60	3	3	0	0	3.00	0	0	1
Jensen, Al	8	421	25	23	0	1	3.28	5	1	1
Keans, Doug	4	200	13	12	1	0	3.60	1	1	1
Larocque, Michel	26	1521	123	71	0	1	2.80	16	4	6
Laskoski, Gary	3	168	16	12	0	0	4.29	2	1	0
Lemelin, Rejean	4	240	22	13	0	0	3.25	3	0	1
Lessard, Mario	15	840	52	48	0	1	3.43	4	5	5
Liut, Mike	10	580	41	26	0	1	2.69	8	1	1
Lindbergh, Pelle	8	482	45	24	0	1	2.99	6	1	1
Low, Ron	31	1617	105	899	2	1	3.67	14	11	2
Malarchuk, Clint	1	32	6	5	0	0	9.38	1	0	0
Mason, Bob	1	60	9	1	0	0	1.00	1	0	0
Mattsson, Markus	7	365	28	26	2	1	4.27	2	4	0
Melanson, Roland	11	660	47	28	1	0	2.55	7	4	0
Meloche, Gilles	37	2220	130	151	4	0	4.08	13	19	5
Micallef, Corrado	2	120	13	7	0	0	3.50	1	0	1
Middlebrook, Lindsay	2	67	4	5	0	0	4.48	0	1	0
Millen, Greg	7	419	21	29	1	0	4.15	1	5	1
Mio, Ed	14	816	60	45	0	0	3.31	8	2	3
Moffat, Mike	2	120	7	7	0	0	3.50	1	1	0
Moog, Andy	7	400	47	20	0	0	3.00	6	1	0
Myre, Phil	33	1878	99	107	0	0	3.42	9	13	8
Palmateer, Mike	16	816	61	42	0	1	3.09	8	4	1
Parro, Dave	8	479	36	37	2	0	4.63	2	5	1
Peeters, Pete	10	600	46	21	0	2	2.10	8	1	1
Resch, Glenn	27	1497	86	84	1	1	3.37	9	9	8
Riggin, Pat	10	600	42	23	0	2	2.30	6	1	3
Rutherford, Jim	22	1270	68	89	0	0	4.20	7	15	0
St. Croix, Rick	7	345	23	16	0	0	2.78	4	1	1
Sauve, Bob	12	681	62	37	0	0	3.26	6	3	3
Sevigny, Richard	11	609	44	29	1	0	2.86	7	2	1
Smith, Billy	32	1844	116	97	2	1	3.16	14	8	8
Soetaert, Doug	14	741	37	45	0	0	3.64	5	6	1
Staniowski, Ed	11	659	34	49	0	0	4.46	3	8	0
Stefan, Greg	2	120	13	7	0	0	3.50	2	0	0
Vanbiesbrouck, John	1	60	6	4	0	0	4.00	1	0	0
Veisor, Mike	8	382	23	23	0	0	3.61	2	3	1
Wamsley, Rick	1	60	4	2	0	0	2.00	1	0	0
Weeks, Steve	11	600	47	42	1	0	4.20	6	5	0

### ALL TIME GOALTENDING VS PITTSBURGH

#### GAMES PLAYED

Rogie Vachon	60
Tony Esposito	48
Cesare Maniago	39
<b>Gilles Meloche</b>	<b>37</b>
Bernie Parent	36
Gary Smith	34
Phil Myre	33
<b>Bill Smith</b>	<b>32</b>
Ed Giacomini	32
<b>Ron Low</b>	<b>31</b>

#### MINUTES PLAYED

Rogie Vachon	3701
Tony Esposito	2880
<b>Gilles Meloche</b>	<b>2220</b>
Cesare Maniago	2199
Bernie Parent	2160
Ed Giacomini	1900
Phil Myre	1878
Gary Smith	1861
<b>Billy Smith</b>	<b>1844</b>
Doug Favell	1673
<b>Ron Low</b>	<b>1617</b>

#### GOALS AGAINST

Rogie Vachon	175
<b>Gilles Meloche</b>	<b>151</b>
Tony Esposito	124
Phil Myre	107
Gary Smith	105
Cesare Maniago	105
<b>Ron Low</b>	<b>99</b>
<b>Billy Smith</b>	<b>97</b>
Jim Rutherford	89
<b>Glenn Resch</b>	<b>84</b>

#### SHUTOUTS

Bernie Parent	10
Rogie Vachon	7
Ed Giacomini	7
Bruce Gamble	5
Cesare Maniago	5
Tony Esposito	5
Ernie Wakely	4
Gerry Cheevers	3
Gerry Desjardins	3
Six goalies with	2

#### WINS

Rogie Vachon	34
Tony Esposito	30
Bernie Parent	21
Ed Giacomini	20
Cesare Maniago	18
Michel Larocque	16
Gerry Cheevers	15
Ken Dryden	15
<b>Dan Bouchard</b>	<b>14</b>
<b>Ron Low</b>	<b>14</b>
<b>Billy Smith</b>	<b>14</b>
<b>Gilles Meloche</b>	<b>13</b>

#### LOSSES

<b>Gilles Meloche</b>	<b>19</b>
Rogie Vachon	19
Gary Smith	18
Jim Rutherford	15
Doug Favell	15
Gerry Desjardins	13
Phil Myre	13
Cesare Maniago	12
Tony Esposito	11
<b>Ron Low</b>	<b>11</b>

## GOALIE STREAKS VS PITTSBURGH

**LONGEST WINNING STREAK:** 9 games by Dan Bouchard, Atlanta  
(April 7, 1974 to November 3, 1978)

8 games by Tony Esposito, Chicago  
(November 8, 1969 to February 7, 1971)

**LONGEST LOSING STREAK:** 7 games by Gilles Meloche, California & Cleveland  
(December 17, 1975 to April 9, 1978)

**LONGEST UNBEATEN STREAK:** 16 games by Michel Larocque, Montreal (13-0-3)  
(November 27, 1974 to December 8, 1978)

15 games by Gerry Cheevers, Boston (10-0-5)  
(March 19, 1969 to January 29, 1978)

**LONGEST WINLESS STREAK:** 13 games by Phil Myre, Atlanta (0-8-5)  
(December 16, 1972 to February 25, 1976)

**LONGEST HOME WINNING STREAK:** 9 games by Michel Larocque, Montreal  
(December 7, 1974 to March 29, 1978)

8 games by Ken Dryden, Montreal  
(November 27, 1971 to November 23, 1978)

**LONGEST HOME LOSING STREAK:** 4 games by Gilles Meloche, California & Cleveland  
(December 17, 1975 to April 9, 1978)

**LONGEST HOME UNBEATEN STREAK:** 13 games by Michael Larocque, Montreal (12-0-1)  
(December 7, 1974 to October 25, 1979)

**LONGEST HOME WINLESS STREAK:** 9 games by Gilles Meloche, California & Cleveland (0-6-3)  
(December 6, 1972 to April 9, 1978)

**LONGEST AWAY WINNING STREAK:** 5 games by Ed Giacomin, NY Rangers  
(March 8, 1969 to February 27, 1971)

**LONGEST AWAY LOSING STREAK:** 8 games by Jim Rutherford, Detroit  
(October 18, 1975 to November 8, 1980)

7 games by Ed Staniowski, St. Louis  
(March 14, 1976 to January 14, 1981)\*\*

**LONGEST AWAY UNBEATEN STREAK:** 7 games by Gerry Cheevers, Boston (4-0-3)  
(March 19, 1969 to October 29, 1977)

**LONGEST AWAY WINLESS STREAK:** 10 games by Doug Favell, Philadelphia (0-5-5)  
(January 6, 1968 to November 8, 1972)

10 games by Phil Myre, Atlanta (0-5-5)  
(December 31, 1969 to October 24, 1976)

\*\*Streak still intact at start of 1984-85 season.

## PITTSBURGH SHUTOUTS

NAME	DATE	OPPONENT	SCORE	SAVES
<b>1967-68</b>				
Les Binkley	Nov. 4	at California	1-0	31
Hank Bassen	Nov. 15	vs Philadelphia	5-0	27
Les Binkley (2)	Dec. 23	vs Minnesota	4-0	23
Les Binkley (3)	Dec. 27	vs California	0-0	24
Les Binkley (4)	Jan. 28	at Boston	1-0	33
Les Binkley (5)	Feb. 9	vs St. Louis	2-0	22
Les Binkley (6)	Mar. 30	vs Philadelphia*	2-0	23

138

Joe Daley	Feb. 19	vs Boston	3-0	41
Joe Daley (2)	Mar. 23	vs Minnesota	5-0	32
<b>1968-69</b>				
<b>1969-70</b>				
Les Binkley (7)	Nov. 12	at Toronto	3-0	31
Les Binkley (8)	Dec. 10	at Los Angeles	2-0	29
Al Smith	Feb. 26	vs Los Angeles	1-0	30
Al Smith (2)	Mar. 8	at NY Rangers	0-0	33
Les Binkley (9)	Mar. 25	vs Minnesota	2-0	25
<b>1970-71</b>				
Les Binkley (10)	Oct. 17	vs Philadelphia	0-0	24
Al Smith (3)	Dec. 8	vs Toronto	4-0	29
Les Binkley (11)	Mar. 3	vs Montreal	4-0	33
Al Smith (4)	Mar. 13	vs Minnesota	0-0	20
<b>1971-72</b>				
Jim Rutherford	Feb. 17	at Buffalo	2-0	23
<b>1972-73</b>				
Denis Herron	Oct. 17	at NY Islanders	5-0	24
Denis Herron (2)	Oct. 24	at Vancouver	4-0	23
Jim Rutherford (2)	Jan. 20	vs Boston	3-0	26
Jim Rutherford (3)	Feb. 20	at NY Islanders	4-0	34
Jim Rutherford (4)	Feb. 24	vs Chicago	2-0	32
<b>1973-74</b>				
Andy Brown	Mar. 24	vs Detroit	8-0	23
<b>1974-75</b>				
Gary Inness	Nov. 17	vs Washington	6-0	26
Gary Inness (2)	Nov. 23	vs Los Angeles	0-0	30
<b>1975-76</b>				
Michel Plasse	Mar. 6	vs Minnesota	5-0	18
Michel Plasse (2)	Mar. 28	vs Detroit	3-0	29
<b>1976-77</b>				
Dunc Wilson	Nov. 13	vs Philadelphia	1-0	25
Dunc Wilson (2)	Nov. 21	vs Chicago	5-0	25
Dunc Wilson (3)	Jan. 19	at Vancouver	3-0	21
Dunc Wilson (4)	Jan. 27	at NY Rangers	3-0	30
Dunc Wilson (5)	Feb. 3	at Cleveland	0-0	22
Denis Herron (3)	Mar. 9	vs Colorado	3-0	32
<b>1977-78</b>				
None				
<b>1978-79</b>				
Greg Millen	Dec. 13	vs St. Louis	3-0	33
Greg Millen (2)	Jan. 16	vs Minnesota	5-0	25
<b>1979-80</b>				
Greg Millen (3)	Dec. 19	at Chicago	0-0	29
Rob Holland	Mar. 2	vs NY Islanders	0-0	24
Greg Millen (4)	Mar. 30	vs Washington	4-0	28
<b>1980-81</b>				
None				
<b>1981-82</b>				
Gary Edwards	Mar. 21	at Colorado	6-0	28
<b>1982-83</b>				
Denis Herron (4)	Dec. 4	vs Philadelphia	0-0	34
<b>1983-84</b>				
Denis Herron (5)	Oct. 14	at Washington	4-0	29
Roberto Romano	Feb. 1	vs Minnesota	4-0	34

\*—game played in Quebec City

139

## OPPONENT SHUTOUTS

NAME — TEAM	DATE	LOCATION	SCORE	SAVES
<b>1967-68</b>				
Doug Favell, Philadelphia	Oct. 17	Philadelphia	1-0	17
Gary Smith, California	Dec. 27	Pittsburgh	0-0	34
Bruce Gamble, Toronto	Jan. 13	Toronto	7-0	33
Ed Giacomini, NY Rangers	Mar. 17	NY Rangers	3-0	20
Cesare Maniago, Minnesota	Mar. 23	Minnesota	3-0	31
<b>1968-69</b>				
Bernie Parent, Philadelphia	Oct. 17	Philadelphia	3-0	20
Doug Favell, Philadelphia (2)	Nov. 9	Pittsburgh	3-0	37
Gerry Desjardins, Los Angeles	Jan. 18	Los Angeles	4-0	30
Bruce Gamble, Toronto (2)	Jan. 25	Pittsburgh	2-0	30
Glenn Hall, St. Louis	Feb. 12	St. Louis	2-0	19
Lorne Worsley, Montreal	Feb. 16	Pittsburgh	4-0	36
Roy Edwards, Detroit	Feb. 20	Detroit	3-0	26
Ed Johnston, Boston	Mar. 2	Boston	4-0	19
<b>1969-70</b>				
Gerry Cheevers, Boston	Oct. 19	Boston	4-0	26
Gerry Desjardins, Los Angeles (2)	Oct. 22	Los Angeles	2-0	25
Ernie Wakely, St. Louis	Nov. 13	St. Louis	4-0	25
Jacques Plante, St. Louis	Nov. 19	Pittsburgh	4-0	18
Bruce Gamble, Toronto (3)	Dec. 6	Toronto	5-0	25
Bernie Parent, Philadelphia (2)	Dec. 21	Philadelphia	4-0	28
Tony Esposito, Chicago	Dec. 27	Pittsburgh	3-0	30
Ernie Wakely, St. Louis (2)	Jan. 3	St. Louis	6-0	26
Tony Esposito, Chicago (2)	Jan. 14	Chicago	5-0	28
Bruce Gamble, Toronto (4)	Jan. 17	Toronto	4-0	38
Terry Sawchuk, NY Rangers	Feb. 1	NY Rangers	6-0	29
Gerry Cheevers, Boston (2)	Feb. 14	Pittsburgh	3-0	35
Ed Giacomini, NY Rangers (2)	Mar. 8	NY Rangers	0-0	25
Ed Giacomini, NY Rangers (2)	Mar. 18	Pittsburgh	2-0	30
<b>1970-71</b>				
Bernie Parent, Philadelphia (3)	Oct. 17	Pittsburgh	0-0	30
Ernie Wakely, St. Louis (3)	Nov. 19	Pittsburgh	1-0	20
Cesare Maniago, Minnesota	Dec. 12	Pittsburgh	1-0	35
Tony Esposito, Chicago (3)	Feb. 7	Chicago	1-0	28
Ed Giacomini, NY Rangers (4)	Feb. 20	Pittsburgh	2-0	37
Ed Giacomini, NY Rangers (5)	Feb. 27	Pittsburgh	4-0	26
Cesare Maniago, Minnesota (3)	Mar. 13	Pittsburgh	0-0	31
<b>1971-72</b>				
Cesare Maniago, Minnesota (4)	Oct. 28	Minnesota	2-0	35
Gary Smith, Chicago (2)	Jan. 8	Pittsburgh	4-0	24
Ernie Wakely, St. Louis (4)	Jan. 22	St. Louis	1-0	25
Bruce Gamble, Philadelphia (5)	Jan. 30	Philadelphia	4-0	33
Cesare Maniago, Minnesota (5)	Feb. 20	Minnesota	2-0	40
Bernie Parent, Toronto (4)	Feb. 23	Toronto	2-0	34
<b>1972-73</b>				
Roger Crozier, Buffalo	Nov. 12	Buffalo	1-0	18
Ron Low & Jacques Plante, Toronto	Dec. 29	Pittsburgh	4-0	42
Ed Giacomini, NY Rangers (6)	Jan. 7	NY Rangers	3-0	24
<b>1973-74</b>				
Bernie Parent, Philadelphia (5)	Oct. 27	Pittsburgh	6-0	23
Dunc Wilson, Toronto	Nov. 3	Toronto	6-0	33
Bernie Parent, Philadelphia (6)	Nov. 4	Philadelphia	7-0	29
Ed Giacomini, NY Rangers (7)	Nov. 18	NY Rangers	7-0	33
Doug Grant, Detroit	Dec. 15	Pittsburgh	2-0	36
Rogie Vachon, Los Angeles	Jan. 16	Pittsburgh	2-0	34
Rogie Vachon, Los Angeles (2)	Jan. 26	Pittsburgh	2-0	25

<b>1974-75</b>				
Rogie Vachon, Los Angeles (3)	Oct. 28	Los Angeles	2-0	23
Rogie Vachon, Los Angeles (4)	Nov. 23	Pittsburgh	0-0	32
Bernie Parent, Philadelphia (7)	Dec. 22	Pittsburgh	4-0	24
Bernie Parent, Philadelphia (8)	Mar. 13	Philadelphia	6-0	22
Rogie Vachon, Los Angeles (5)	Mar. 22	Los Angeles	4-0	31
Ken Dryden, Montreal	Apr. 2	Montreal	6-0	23
<b>1975-76</b>				
Rogie Vachon, Los Angeles (6)	Oct. 30	Los Angeles	4-0	21
Gerry Desjardins, Buffalo (3)	Jan. 11	Buffalo	6-0	28
<b>1976-77</b>				
Bernie Parent, Philadelphia (9)	Oct. 28	Philadelphia	3-0	21
Gerry Cheevers, Boston (3)	Nov. 24	Pittsburgh	4-0	34
Wayne Thomas, Toronto	Jan. 11	Pittsburgh	2-0	30
Gary Edwards, Cleveland	Feb. 3	Cleveland	0-0	22
Rogie Vachon, Los Angeles (7)	Mar. 2	Pittsburgh	5-0	26
Wayne Stephenson, Philadelphia	Mar. 14	Philadelphia	4-0	22
Gilles Gilbert, Boston	Mar. 27	Boston	3-0	11
<b>1977-78</b>				
Bernie Parent, Philadelphia (10)	Oct. 20	Philadelphia	11-0	20
Dan Bouchard, Atlanta	Jan. 18	Atlanta	1-0	25
<b>1978-79</b>				
Dan Bouchard, Atlanta (2)	Nov. 3	Atlanta	2-0	25
Michel Larocque, Montreal	Feb. 22	Montreal	12-0	25
Mario Lessard, Los Angeles	Mar. 7	Pittsburgh	4-0	26
Mike Palmateer, Toronto	Mar. 11	Toronto	4-0	39
<b>1979-80</b>				
Tony Esposito, Chicago (4)	Dec. 19	Chicago	0-0	37
Pete Peeters, Philadelphia	Feb. 2	Pittsburgh	4-0	30
Don Edwards, Buffalo	Feb. 7	Buffalo	9-0	25
Michel Dion, Quebec	Feb. 24	Quebec	2-0	33
Glenn Resch, NY Islanders	Mar. 2	Pittsburgh	0-0	22
Bill McKenzie, Colorado	Mar. 28	Colorado	5-0	30
<b>1980-81</b>				
Pete Peeters, Philadelphia (2)	Jan. 21	Pittsburgh	5-0	33
<b>1981-82</b>				
Pat Riggini, Calgary	Jan. 16	Calgary	4-0	29
<b>1982-83</b>				
Billy Smith, NY Islanders	Oct. 14	NY Islanders	9-0	30
Pelle Lindbergh, Philadelphia	Dec. 4	Pittsburgh	0-0	24
Markus Mattsson, Minnesota	Jan. 12	Pittsburgh	7-0	40
<b>1983-84</b>				
Al Jensen, Washington	Oct. 25	Pittsburgh	1-0	26
Mike Liut, St. Louis	Dec. 31	St. Louis	2-0	16
Tony Esposito, Chicago (5)	Jan. 15	Chicago	2-0	35
Pat Riggini, Washington (2)	Mar. 24	Washington	6-0	18

## PITTSBURGH HAT TRICKS

<b>1967-68</b>				
Andy Bathgate	Oct. 18	vs Minnesota	Cesare Maniago (2) & Gary Bauman (1)	Tie 3-3
Ken Schinkel	Oct. 21	vs Chicago	Denis DeJordy	Won 4-2
<b>1968-69</b>				
None				
<b>1969-70</b>				
Ken Schinkel (2)	Feb. 4	vs Minnesota	Cesare Maniago (1) & Ken Broderick (2)	Won 7-5
<b>1970-71</b>				
Glen Sather	Dec. 19	vs Detroit	Jim McLeod (2) & ENG	Won 9-1
Duane Rupp	Mar. 24	vs Detroit	Jim Rutherford	Won 8-2

Bob Leiter	Dec. 1	vs Detroit	1971-72 Al Smith (2) & Joe Daley (1)	Won 4-2
Al McDonough	Oct. 11	at St. Louis	1972-73 Wayne Stephenson	Won 5-2
Lowell MacDonald	Nov. 15	vs Minnesota	Gilles Gilbert	Won 7-1
Al McDonough (2)	Nov. 19	vs Atlanta	Phil Myre	Won 6-1
Al McDonough (3)	Nov. 22	vs St. Louis	Wayne Stephenson	Won 10-4
Eddie Shack	Nov. 29	vs Toronto	Ron Low	Won 7-4
Syl Apps	Dec. 13	vs NY Islanders	Gary Desjardins	Won 9-1
Lowell MacDonald (2)	Nov. 13	vs Minnesota	1973-74 Cesare Maniago	Won 5-2
Bob Kelly	Mar. 24	vs Detroit	Doug Grant	Won 8-0
Lowell MacDonald (3)	Mar. 27	vs Minnesota	Gump Worsley	Tie 3-3
Rick Kehoe	Feb. 15	at Toronto	1974-75 Doug Favell	Won 8-3
Jean Pronovost	Feb. 26	vs Washington	Michel Belhemeur	Won 3-1
Pierre Larouche	Mar. 12	vs Boston	Gilles Gilbert	Won 5-3
Jean Pronovost (2)	Nov. 12	at Washington	1975-76 Bernie Wolfe	Tie 6-6
Syl Apps (2)	Dec. 17	at California	Gilles Meloche	Won 9-2
Bob Kelly (2)	Dec. 17	at California	Gilles Meloche	Won 9-2
Stan Gilbertson	Jan. 18	vs NY Rangers	Dunc Wilson (1) & Doug Soetaert (2)	Won 8-3
Pierre Larouche (2)	Feb. 8	at Vancouver	Gary Smith (2) & Ken Lockett (1)	Won 10-1
Jean Pronovost (3)	Feb. 19	vs Toronto	Doug Favell	Won 7-5
Pierre Larouche (3)	Feb. 21	vs Chicago	Gilles Villemure	Won 10-1
Lowell MacDonald (4)	Feb. 21	vs Chicago	Gilles Villemure	Won 10-1
Rick Kehoe (2)	Mar. 10	vs Buffalo	Al Smith	Lost 7-6
Rick Kehoe (3)	Oct. 6	vs Vancouver	1976-77 Cesare Maniago (2) & Curt Ridley (1)	Won 9-5
Pierre Larouche (4)	Feb. 19	at Toronto	Mike Palmateer (1) & Wayne Thomas (2)	Tie 6-6
Blair Chapman	Nov. 16	at Minnesota	1977-78 Pete Lopresti	Lost 7-4
Pete Mahovich	Nov. 30	vs Detroit	Ron Low	Won 6-4
Wayne Bianchin	Dec. 31	vs Cleveland	Gary Edwards	Won 6-3
Orest Kindrachuk	Mar. 4	at Colorado	1978-79 Michel Plasse	Won 7-2
Ron Stackhouse	Mar. 18	at NY Rangers	Wayne Thomas	Won 5-1
Greg Malone	Mar. 28	vs NY Rangers	Doug Soetaert	Won 7-1
Gary McAdam	Nov. 28	vs Quebec	1979-80 Michel Dion	Won 7-2
Rick Kehoe (4)	Nov. 26	vs Vancouver	1980-81 Richard Brodeur	Lost 7-4
Rick Kehoe (5)	Dec. 3	at Toronto	Jiri Crha	Tie 4-4
Paul Gardner**	Dec. 13	vs Philadelphia	Phil Myre	Lost 6-5
Rick Kehoe (6)	Jan. 14	vs St. Louis	Ed Staniowski	Won 6-3
Gregg Sheppard	Mar. 16	at Edmonton	Ed Mio	Lost 7-6
Paul Gardner (2)	Nov. 7	vs Philadelphia	1981-82 Pelle Lindbergh	Won 7-2
Doug Shedden	Jan. 2	vs Hartford	John Garrett	Won 9-4
Rick Kehoe (7)	Jan. 20	vs Boston	Marco Baron	Won 5-4
Andre St. Laurent	Mar. 6	at Quebec	Dan Bouchard	Won 6-4
Pat Boutette	Oct. 12	vs Vancouver	1982-83 Richard Brodeur	Won 5-4
Pat Boutette (2)	Oct. 27	vs Washington	Dave Parro	Won 7-5
Rick Kehoe (8)	Dec. 28	at Detroit	Greg Stefan	Lost 6-4
Andy Brickley	Dec. 26	vs NY Rangers	1983-84 Steve Weeks	Won 7-4
Mike Bullard	Jan. 18	vs Winnipeg	Mike Veisor	Lost 5-4
Mark Taylor	Mar. 29	at NY Rangers	John Vanbiesbrouck	Lost 6-4

## OPPONENT HAT TRICKS

Stan Mikita, Chicago**	Dec. 6	at Chicago	1967-68 Les Binkley (3) & H. Bassen (1)	Won 7-2
Bob Pulford, Toronto	Jan. 13	at Toronto	Les Binkley	Won 7-0
Dick Duff, Montreal	Feb. 17	at Montreal	Les Binkley	Won 4-3
Jean Beliveau, Montreal	Mar. 16	at Montreal	Hank Bassen (2) & ENG	Won 6-4
Bobby Rousseau, Montreal	Nov. 7	at Montreal	1968-69 Les Binkley	Won 5-4
Bobby Hull, Chicago	Nov. 14	at Pittsburgh	Les Binkley	Won 6-4
Phil Esposito, Boston	Dec. 15	at Boston	Joe Daley	Won 3-2
Gordie Howe, Detroit	Nov. 2	at Detroit	1969-70 Al Smith	Won 4-3
Ab McDonald, St. Louis	Nov. 19	at Pittsburgh	Les Binkley	Won 4-0
Dave Keon, Toronto	Jan. 17	at Toronto	Les Binkley	Won 4-0
Dave Balon, NY Rangers	Feb. 1	at NY Rangers	Al Smith	Won 6-0
Stan Mikita, Chicago (2)	Feb. 11	at Chicago	Al Smith	Won 7-1
Walt McKechnie, Minnesota	Oct. 15	at Minnesota	1970-71 Al Smith	Won 4-2
Phil Esposito, Boston (2)	Dec. 6	at Boston	Les Binkley	Won 6-3
Brian Spencer, Toronto	Jan. 9	at Toronto	Al Smith	Won 5-2
Phil Esposito, Boston (3)	Mar. 6	at Pittsburgh	Al Smith	Won 6-3
Eddie Shack, Buffalo	Mar. 31	at Pittsburgh	Cam Newton	Won 6-4
Brad Park, NY Rangers	Dec. 12	at New York	1971-72 Jim Rutherford	Won 6-1
Norm Ullman, Toronto	Dec. 28	at Pittsburgh	Les Binkley (2) & ENG	Won 4-2
Brad Park, NY Rangers	Feb. 12	at Pittsburgh	Jim Rutherford	Won 8-3
Gene Carr, NY Rangers	Dec. 17	at NY Rangers	1972-73 Denis Herron	Won 9-1
Rejean Houle, Montreal	Jan. 17	at Montreal	Cam Newton	Won 6-4
Mike Walton, Boston	Feb. 10	at Boston	Cam Newton	Won 6-3
Dennis Hextall, Minnesota	Mar. 7	at Minnesota	Andy Brown	Won 10-4
Bobby Lalonde, Vancouver	Mar. 17	at Vancouver	Andy Brown (2) & Cam Newton (1)	Won 6-1
Rick Martin, Buffalo	Jan. 3	at Buffalo	1973-74 Jim Rutherford	Won 6-1
Ken Hodge, Boston	Feb. 3	at Pittsburgh	Andy Brown	Won 5-4
Stan Mikita, Chicago (3)	Feb. 10	at Chicago	Gary Inness	Won 5-3
Claude Larose, Montreal**	Feb. 28	at Montreal	Gary Inness	Won 7-1
Bill Goldsworthy, Minnesota	Mar. 23	at Minnesota	Gary Inness	Won 5-1
Bobby Orr, Boston	Oct. 23	at Pittsburgh	1974-75 Gary Inness	Tie 5-5
Dave Keon, Toronto (2)	Nov. 20	at Toronto	Gary Inness	Lost 8-5
Guy Lafleur, Montreal	Dec. 7	at Montreal	Bob Johnson	Won 5-2
Guy Lafleur, Montreal (2)**	Jan. 26	at Montreal	Michel Plasse	Won 7-2
Greg Polis, NY Rangers	Mar. 2	at NY Rangers	Michel Plasse	Won 8-6
Stan Gilbertson, Wash.**	Apr. 6	at Washington	Bob Johnson	Won 8-4
Hartland Monahan, Wash	Nov. 12	at Washington	1975-76 Gary Inness	Tie 6-6
Yvan Courmoyer, Montreal	Nov. 13	at Pittsburgh	Gary Inness	Won 5-4
Dennis Maruk, California**	Nov. 15	at Pittsburgh	Gary Inness	Won 5-3
Ted Irvine, St. Louis	Feb. 29	at Pittsburgh	Gary Inness (2) & ENG	Won 5-3
Rick Blight, Vancouver**	Oct. 6	at Pittsburgh	1976-77 Gordie Laxton	Won 9-5
Wif Paiement, Colorado	Feb. 6	at Colorado	Denis Herron	Won 5-2
Claude Larose, St. L. (2)	Feb. 7	at St. Louis	Dunc Wilson	Won 6-3
Don Saleski, Philadelphia	Mar. 13	at Philadelphia	Denis Herron	Won 4-0

1977-78				
Butch Goring, Los Angeles	Nov. 24	at Los Angeles	Denis Herron	Won 8-3
1978-79				
Dale McCourt, Detroit	Feb. 18	at Detroit	Greg Millen (2) & D. Herron (1)	Won 6-2
Darcy Rota, Atlanta	Apr. 1	at Pittsburgh	Denis Herron (2) & G. Millen (1)	Won 7-2
1979-80				
Pierre Larouche, Montreal	Oct. 25	at Montreal	Rob Holland	Won 8-5
Darryl Sittler, Toronto	Jan. 16	at Pittsburgh	Greg Millen	Lost 6-4
Jordy Douglas, Hartford	Jan. 17	at Hartford	Greg Millen	Won 7-1
Blair MacDonald, Edmonton	Jan. 19	at Pittsburgh	Greg Millen	Won 5-2
Mike Foligno, Detroit	Jan. 31	at Detroit	Greg Millen	Won 4-3
Danny Gare, Buffalo	Feb. 7	at Buffalo	Greg Millen	Won 9-0
Darryl Sittler, Toronto (2)	Mar. 5	at Pittsburgh	Rob Holland	Won 5-3
Wayne Gretzky, Edmonton	Mar. 21	at Edmonton	Greg Millen	Won 9-2
1980-81				
Dennis Maruk, Washington	Nov. 12	at Pittsburgh	Rob Holland	Won 3-1
Rick Dudley, Buffalo	Dec. 7	at Buffalo	Greg Millen (1) & R. Holland (2)	Won 10-1
Bobby Clarke, Philadelphia	Dec. 13	at Pittsburgh	Greg Millen	Won 6-5
Stan Smyl, Vancouver	Dec. 19	at Vancouver	Rob Holland (2) & G. Millen (1)	Won 10-4
Reed Larson, Detroit	Jan. 3	at Pittsburgh	Greg Millen	Lost 6-4
Mike Bossy, NY Islanders**	Jan. 13	at NY Islanders	Greg Millen (3) & ENG	Won 6-3
Lanny McDonald, Colorado	Feb. 6	at Colorado	Nick Ricci (2) & ENG	Won 6-4
Mark Messier, Edmonton	Mar. 16	at Edmonton	Greg Millen	Won 7-6
1981-82				
Mel Bridgman, Philadelphia	Oct. 29	at Philadelphia	Michel Dion	Won 6-4
Keith Acton, Montreal	Nov. 21	at Montreal	Michel Dion (2) & P. Harrison (1)	Won 9-5
Ron Duguay, NY Rangers	Dec. 27	at NY Rangers	Paul Harrison	Won 5-3
Blaine Stoughton, Hartford	Jan. 3	at Hartford	Paul Harrison	Lost 6-4
Wayne Gretzky, Edm. (2)	Mar. 17	at Edmonton	Michel Dion	Won 10-4
Bernie Nicholls, L.A.	Mar. 20	at Los Angeles	Michel Dion	Won 7-5
1982-83				
Butch Goring, NY Isl. (2)	Oct. 14	at NY Islanders	Denis Herron	Won 9-0
Marian Stastny, Quebec	Oct. 21	at Quebec	Denis Herron	Won 8-4
Peter Stastny, Quebec	Dec. 11	at Pittsburgh	Denis Herron	Won 7-4
Glenn Anderson, Edm.	Jan. 7	at Edmonton	Denis Herron	Won 7-2
Dale Hawerchuk, Winnipeg	Feb. 4	at Winnipeg	Michel Dion	Won 6-4
Lanny McDonald, Cal. (2)	Feb. 5	at Calgary	Denis Herron	Won 7-4
Kent Nilsson, Calgary	Feb. 5	at Calgary	Denis Herron	Won 7-4
Charlie Simmer, L.A.	Feb. 12	at Pittsburgh	Nick Ricci	Lost 6-4
Reed Larson, Detroit (2)	Feb. 15	at Pittsburgh	Nick Ricci	Won 7-3
Ken Linseman, Edmonton	Feb. 19	at Pittsburgh	Denis Herron (2) & N. Ricci (1)	Won 10-7
1983-84				
Bryan Trottier, NY Isl.	Nov. 11	at NY Islanders	Michel Dion	Won 6-5
Barry Pederson, Boston	Dec. 6	at Pittsburgh	Michel Dion (2) & D. Herron (1)	Won 5-3
Bob MacMillan, N.J.	Jan. 7	at Pittsburgh	Roberto Romano	Won 7-4
Paul MacLean, Winnipeg	Jan. 18	at Pittsburgh	Michel Dion	Won 5-4
Pierre Larouche, NY Ran.	Jan. 25	at Pittsburgh	Roberto Romano (2) & M. Dion (1)	Won 6-3
Doug Risebrough, Calgary	Feb. 16	at Calgary	Michel Dion	Won 10-3
Lanny McDonald, Cal. (3)	Feb. 16	at Calgary	Michel Dion	Won 10-3
Wayne Gretzky, Edm. (3)**	Feb. 22	at Pittsburgh	Roberto Romano	Won 9-2
Michel Goulet, Quebec	Mar. 8	at Pittsburgh	Denis Herron	Won 8-6
Dave Poulin, Philadelphia	Mar. 22	at Philadelphia	Denis Herron	Won 13-4
Ilkka Sinisalo, Philadelphia	Mar. 22	at Philadelphia	Denis Herron	Won 13-4

\*\*—Four Goal Game

## ALL-TIME LEADERS — OPPONENTS

GAMES PLAYED		ASSISTS	
Bobby Clarke	76	Bobby Clarke	64
<b>Butch Goring</b>	<b>75</b>	<b>Brad Park</b>	<b>58</b>
Serge Savard	72	John Bucyk	56
Carol Vadnais	71	<b>Guy Lafleur</b>	<b>53</b>
<b>Darryl Sittler</b>	<b>69</b>	<b>Gilbert Perreault</b>	<b>49</b>
Jean Ratelle	67	<b>Marcel Dionne</b>	<b>47</b>
Nick Libett	66	<b>Darryl Sittler</b>	<b>46</b>
Garry Unger	66	Jean Ratelle	45
Wayne Cashman	65	<b>Denis Potvin</b>	<b>44</b>
Phil Esposito	65	Phil Esposito	44
Jim Roberts	64	Walter Tkaczuk	43
Bill Collins	63	<b>Larry Robinson</b>	<b>42</b>
Jacques Lemaire	63	Rod Gilbert	40
<b>Marcel Dionne</b>	<b>62</b>	Bobby Orr	40
<b>Brad Park</b>	<b>62</b>	Wayne Cashman	38
Walt McKechnie	62	Jacques Lemaire	38
<b>Gilbert Perreault</b>	<b>61</b>	Pete Mahovlich	38
GOALS		POINTS	
<b>Guy Lafleur</b>	<b>44</b>	Bobby Clarke	108
Bobby Clarke	44	<b>Guy Lafleur</b>	<b>97</b>
Phil Esposito	40	<b>Brad Park</b>	<b>89</b>
<b>Darryl Sittler</b>	<b>37</b>	<b>Gilbert Perreault</b>	<b>84</b>
<b>Bill Barber</b>	<b>37</b>	Phil Esposito	84
<b>Gilbert Perreault</b>	<b>35</b>	<b>Darryl Sittler</b>	<b>83</b>
<b>Marcel Dionne</b>	<b>34</b>	<b>Marcel Dionne</b>	<b>81</b>
<b>Butch Goring</b>	<b>33</b>	Jean Ratelle	76
Stan Mikita	32	John Bucyk	71
<b>Brad Park</b>	<b>31</b>	Stan Mikita	70
Jean Ratelle	31	<b>Butch Goring</b>	<b>68</b>
<b>Dennis Maruk</b>	<b>30</b>	<b>Bill Barber</b>	<b>67</b>
Garry Unger	29	Jacques Lemaire	65
<b>Steve Shutt</b>	<b>28</b>	Yvan Cournoyer	64
Yvan Cournoyer	28	Pete Mahovlich	62
		<b>Steve Shutt</b>	<b>61</b>
		Bobby Orr	60
PENALTY MINUTES			
Randy Holt	180	Ed Van Impe	120
Carol Vadnais	174	Dennis Polonich	118
<b>Nick Fotiu</b>	<b>164</b>	Dave Schultz	113
Barclay Plager	159	Garry Unger	113
Dan Maloney	154	Dennis Hextall	109
<b>Wilf Paiement</b>	<b>129</b>	Bob Plager	106
Gary Dornhoefer	125		

## NHL ALL STAR GAME PARTICIPATION

1983-84	Mike Bullard — Prince of Wales Conference
1982-83	Rick Kehoe — Prince of Wales Conference
1981-82	Randy Carlyle & Michel Dion — Prince of Wales Conference
1980-81	Randy Carlyle & Rick Kehoe — Prince of Wales Conference
1979-80	Ron Stackhouse — Prince of Wales Conference
1977-78	Jean Pronovost — Prince of Wales Conference
1976-77	Jean Pronovost — Prince of Wales Conference
1975-76	Dave Burrows, Pierre Larouche & Jean Pronovost — Prince of Wales Conference
1974-75	Syl Apps, Pierre Larouche & Jean Pronovost — Prince of Wales Conference
1973-74	Dave Burrows, Lowell MacDonald & Al McDonough — Western Division
1972-73	Greg Polis & Lowell MacDonald — Western Division
1971-72	Greg Polis — Western Division
1970-71	Greg Polis — Western Division
1969-70	Bob Woytowich & Dean Prentice — Western Division
1968-69	Ken Schinkel — Western Division
1967-68	Ken Schinkel — NHL All Stars

## SEASON OPENERS

1983-84	Oct. 4	at St. Louis	St. Louis 5	Pittsburgh 3	(8-6-3)
1982-83	Oct. 5	at New Jersey	Pittsburgh 3	New Jersey 3	(8-5-3)
1981-82	Oct. 6	at St. Louis	St. Louis 6	Pittsburgh 2	(8-5-2)
1980-81	Oct. 9	at Philadelphia	Philadelphia 7	Pittsburgh 4	(8-4-2)
1979-80	Oct. 10	vs Winnipeg	Pittsburgh 4	Winnipeg 2	(8-3-2)
1978-79	Oct. 11	vs Toronto	Toronto 3	Pittsburgh 2	(7-3-2)
1977-78	Oct. 12	vs St. Louis	Pittsburgh 4	St. Louis 2	(7-2-2)
1976-77	Oct. 6	vs Vancouver	Pittsburgh 9	Vancouver 5	(6-2-2)
1975-76	Oct. 7	at Washington	Pittsburgh 4	Washington 2	(5-2-2)
1974-75	Oct. 9	at Minnesota	Pittsburgh 4	Minnesota 2	(4-2-2)
1973-74	Oct. 12	at Atlanta	Pittsburgh 4	Atlanta 3	(3-2-2)
1972-73	Oct. 7	vs Los Angeles	Pittsburgh 4	Los Angeles 2	(2-2-2)
1971-72	Oct. 9	vs Philadelphia	Pittsburgh 3	Philadelphia 2	(1-2-2)
1970-71	Oct. 10	vs Buffalo	Buffalo 2	Pittsburgh 1	(0-2-2)
1969-70	Oct. 11	vs California	Pittsburgh 2	California 2	(0-1-2)
1968-69	Oct. 12	vs Montreal	Pittsburgh 1	Montreal 1	(0-1-1)
1967-68	Oct. 11	vs Montreal	Montreal 2	Pittsburgh 1	(0-1-0)

## HOME OPENERS

1983-84	Oct. 8	NY Rangers	NY Rangers 6	Pittsburgh 1	(9-6-2)
1982-83	Oct. 9	NY Rangers	NY Rangers 5	Pittsburgh 3	(9-5-2)
1981-82	Oct. 10	Quebec	Pittsburgh 2	Quebec 1	(9-4-2)
1980-81	Oct. 11	Winnipeg	Pittsburgh 5	Winnipeg 4	(8-4-2)
1979-80	Oct. 10	Winnipeg	Pittsburgh 3	Winnipeg 2	(7-4-2)
1978-79	Oct. 11	Toronto	Toronto 3	Pittsburgh 2	(6-4-2)
1977-78	Oct. 12	St. Louis	Pittsburgh 4	St. Louis 2	(6-3-2)
1976-77	Oct. 6	Vancouver	Pittsburgh 9	Vancouver 5	(5-3-2)
1975-76	Oct. 11	Washington	Pittsburgh 7	Washington 5	(4-3-2)
1974-75	Oct. 12	Detroit	Pittsburgh 7	Detroit 2	(3-3-2)
1973-74	Oct. 13	NY Rangers	New York 8	Pittsburgh 2	(2-3-2)
1972-73	Oct. 7	Los Angeles	Pittsburgh 4	Los Angeles 2	(2-2-2)
1971-72	Oct. 9	Philadelphia	Pittsburgh 3	Philadelphia 2	(1-2-2)
1970-71	Oct. 10	Buffalo	Buffalo 2	Pittsburgh 1	(0-2-2)
1969-70	Oct. 11	California	Pittsburgh 2	California 2	(0-1-2)
1968-69	Oct. 12	Montreal	Pittsburgh 1	Montreal 1	(0-1-1)
1967-68	Oct. 11	Montreal	Montreal 2	Pittsburgh 1	(0-1-0)

## AWAY OPENERS

1983-84	Oct. 4	at St. Louis	St. Louis 5	Pittsburgh 3	(6-9-2)
1982-83	Oct. 5	at New Jersey	Pittsburgh 3	New Jersey 3	(6-8-2)
1981-82	Oct. 6	at St. Louis	St. Louis 6	Pittsburgh 2	(6-8-1)
1980-81	Oct. 9	at Philadelphia	Philadelphia 7	Pittsburgh 4	(6-7-1)
1979-80	Oct. 14	at Boston	Pittsburgh 4	Boston 1	(6-6-1)
1978-79	Oct. 12	at Boston	Boston 8	Pittsburgh 2	(5-6-1)
1977-78	Oct. 14	at Washington	Washington 2	Pittsburgh 1	(5-5-1)
1976-77	Oct. 7	at Montreal	Montreal 10	Pittsburgh 1	(5-4-1)
1975-76	Oct. 7	at Washington	Pittsburgh 4	Washington 2	(5-3-1)
1974-75	Oct. 9	at Minnesota	Pittsburgh 4	Minnesota 2	(4-3-1)
1973-74	Oct. 12	at Atlanta	Pittsburgh 4	Atlanta 3	(3-3-1)
1972-73	Oct. 11	at St. Louis	Pittsburgh 5	St. Louis 2	(2-3-1)
1971-72	Oct. 10	at Buffalo	Buffalo 2	Pittsburgh 1	(1-3-1)
1970-71	Oct. 15	at Minnesota	Minnesota 4	Pittsburgh 2	(1-2-1)
1969-70	Oct. 19	at Boston	Boston 4	Pittsburgh 0	(1-1-1)
1968-69	Oct. 16	at Toronto	Pittsburgh 2	Toronto 2	(1-0-1)
1967-68	Oct. 13	at St. Louis	Pittsburgh 3	St. Louis 1	(1-0-0)

## 1983-84 AWARD WINNERS

<b>STANLEY CUP</b> .....	Edmonton Oilers
<b>PRINCE OF WALES TROPHY</b> .....	NY Islanders
<b>CLARENCE CAMPBELL BOWL</b> .....	Edmonton Oilers
<b>HART TROPHY</b> .....	Wayne Gretzky, Edmonton
<b>CALDER TROPHY</b> .....	Tom Barrasso, Buffalo
<b>JAMES NORRIS TROPHY</b> .....	Rod Langway, Washington
<b>ART ROSS TROPHY</b> .....	Wayne Gretzky, Edmonton
<b>LADY BYNG TROPHY</b> .....	Mike Bossy, NY Islanders
<b>WILLIAM JENNINGS TROPHY</b> .....	Pat Riggin & Al Jensen Washington
<b>VEZINA TROPHY</b> .....	Tom Barrasso, Buffalo
<b>CONN SMYTHE TROPHY</b> .....	Mark Messier, Edmonton
<b>FRANK SELKE TROPHY</b> .....	Doug Jarvis, Washington
<b>BILL MASTERTON TROPHY</b> .....	Brad Park, Detroit
<b>JACK ADAMS TROPHY</b> .....	Bryan Murray, Washington
<b>EMERY EDGE TROPHY</b> .....	Wayne Gretzky, Edmonton

## ALL STARS

	FIRST TEAM	SECOND TEAM	ROOKIE TEAM
<b>GOAL</b>	Tom Barrasso Buffalo	Pat Riggin Washington	Tom Barrasso Buffalo
<b>DEFENSE</b>	Rod Langway Washington	Paul Coffey Edmonton	Jamie Macoun Calgary
<b>DEFENSE</b>	Raymond Bourque Boston	Denis Potvin NY Islanders	Thomas Eriksson Philadelphia
<b>CENTER</b>	Wayne Gretzky Edmonton	Bryan Trottier NY Islanders	Sylvain Turgeon Hartford
<b>LEFT WING</b>	Michel Goulet Quebec	Mark Messier Edmonton	Steve Yzerman Detroit
<b>RIGHT WING</b>	Mike Bossy NY Islanders	Jari Kurri Edmonton	Hakan Loob Calgary

## PENGUIN AWARD WINNERS

**MICHEL BRIERE MEMORIAL  
TROPHY ROOKIE OF THE YEAR**  
 1983-84 Roberto Romano  
 1982-83 Dave Hannan  
 1981-82 Mike Bullard  
 1980-81 Mark Johnson  
 1979-80 Paul Marshall  
 1978-79 Greg Millen & Rod Schutt  
 1977-78 Peter Lee  
 1976-77 Greg Malone  
 1974-75 Pierre Larouche  
 1973-74 Ron Lalonde  
 1971-72 Dave Burrows  
 1970-71 Greg Polis  
 1969-70 Jean Pronovost  
 1967-68 Les Binkley

**BILL McCRACKEN MEMORIAL  
AWARD UNSUNG HERO**  
 1983-84 Gary Rissling  
 1982-83 Andre St. Laurent  
 1981-82 Pat Boutette  
 1980-81 Paul Gardner  
 1979-80 Russ Anderson  
 1978-79 George Ferguson  
 1977-78 Dave Schultz  
 1976-77 Wayne Bianchin  
 1975-76 Ron Stackhouse  
 1974-75 Gary Inness  
 1973-74 Ron Schock  
 1972-73 Lowell MacDonald  
 1970-71 Bob Blackburn  
 1969-70 Val Fonteyne

**LEADING POINT SCORER**  
 1983-84 Mike Bullard  
 1982-83 Doug Shedden  
 1981-82 Rick Kehoe  
 1980-81 Rick Kehoe  
 1979-80 Rick Kehoe  
 1978-79 Greg Malone  
 1977-78 Jean Pronovost  
 1976-77 Jean Pronovost  
 1975-76 Pierre Larouche  
 1974-75 Ron Schock  
 1973-74 Syl Apps  
 1972-73 Syl Apps  
 1971-72 Syl Apps  
 1970-71 Bryan Hextall  
 1969-70 Dean Prentice  
 1968-69 Ken Schinkel  
 1967-68 Andy Bathgate

**MURRAY HILL JEWELERS  
AWARD — Player's Player**  
 1983-84 Denis Herron  
 1982-83 Pat Boutette  
 1981-82 Mike Bullard  
 1980-81 Rick Kehoe  
 1979-81 Rick Kehoe  
 1978-79 Greg Malone  
 1977-78 Denis Herron  
 1976-77 Denis Herron  
 1975-76 Jean Pronovost

1974-75 Ron Schock  
 1973-74 Jean Pronovost  
 1972-73 Lowell MacDonald  
 1971-72 Jean Pronovost  
 1970-71 Jean Pronovost  
 1969-70 Jean Pronovost &  
 Dean Prentice  
 1968-69 Val Fonteyne

**BUDWEISER AWARD  
MOST VALUABLE PLAYER**  
 1983-84 Mike Bullard  
 1982-83 Doug Shedden  
 1981-82 Michel Dion  
 1980-81 Randy Carlyle  
 1979-80 George Ferguson  
 1978-79 Ron Stackhouse &  
 Orest Kindrachuk  
 1977-78 Pete Mahovlich  
 1976-77 Dunc Wilson  
 1975-76 Pierre Larouche  
 1974-75 Ron Schock &  
 Ron Stackhouse  
 1973-74 Syl Apps, Dave Burrows,  
 Jean Pronovost & Lowell  
 Mac Donald  
 1972-73 Dave Burrows  
 1971-72 Jean Pronovost  
 1970-71 Ron Schock  
 1969-70 Jean Pronovost  
 1968-69 Keith McCreary  
 1967-68 Les Binkley

**JAMES G. BALMER AWARD  
CONTRIBUTION TO HOCKEY  
IN PITTSBURGH**  
 1980-81 Adolph J. Donadeo  
 1979-80 Mark Johnson  
 1978-79 Baz Bastien  
 1977-78 Pete Mahovlich  
 1975-76 Ken Schinkel  
 1974-75 Jack Button  
 1973-74 Lowell MacDonald  
 1972-73 Jack Riley  
 1971-72 Pittsburgh Penguin  
 Partners  
 1970-71 Michel Briere  
 1969-70 Red Kelly  
 1968-69 Jimmy Jordan  
 1966-67 Baz Bastien

**BOOSTER CLUB AWARD  
STAR OF GAME LEADER**  
 1983-84 Mike Bullard  
 1982-83 Michel Dion  
 1981-82 Michel Dion  
 1980-81 Randy Carlyle  
 1979-80 George Ferguson  
 1978-79 Randy Carlyle  
 1977-78 Denis Herron  
 1976-77 Dunc Wilson  
 1975-76 Dave Burrows  
 1974-75 Vic Hadfield



## PENGUINS ON THE ROAD

### BOSTON BRUINS

G.M. - Harry Sinden  
 Coach - Gerry Cheevers  
 P.R. - Nate Greenberg  
 Arena - Boston Garden (14,673)  
 150 Causeway St.  
 Boston, MA 02114

Phone - (617) 227-3209  
 Hotel - Airport Hilton  
 Phone - (617) 569-9300

### BUFFALO SABRES

G.M. - Scotty Bowman  
 Coach - Scotty Bowman  
 P.R. - Gerry Helper  
 Arena - Memorial Auditorium (16,433)  
 140 Main St.  
 Buffalo, NY 14202

Phone - (716) 856-7300  
 Hotel - Hyatt Regency  
 Phone - (716) 856-1234

### CALGARY FLAMES

G.M. - Cliff Fletcher  
 Coach - Bob Johnson  
 P.R. - Rick Skaggs/Jane Kennelly  
 Arena - Olympic Saddledome (16,703)  
 P.O. Box 1540 Station "M"  
 Calgary, Alta. T2P 3B9

Phone - (403) 261-0475  
 Hotel - Westin Hotel  
 Phone - (403) 266-1611

### CHICAGO BLACK HAWKS

G.M. - Bob Pulford  
 Coach - Orval Tessier  
 P.R. - Jim DeMaria  
 Arena - Chicago Stadium (17,263)  
 1800 W. Madison St.  
 Chicago, IL 60612

Phone - (312) 733-5300  
 Hotel - Marriott Downtown  
 Phone - (312) 836-0100

### DETROIT RED WINGS

G.M. - Jim Devellano  
 Coach - Nick Polano  
 P.R. - Bill Jamieson  
 Arena - Joe Louis Arena (19,275)  
 600 Civic Center Dr.  
 Detroit, MI 48226

Phone - (313) 567-3900  
 Hotel - Plaza Hotel  
 Phone - (313) 568-8000

### EDMONTON OILERS

G.M. - Glen Sather  
 Coach - Glen Sather  
 P.R. - Bill Tuele  
 Arena - Northlands Coliseum (17,300)  
 7424 118th Ave.  
 Edmonton, Alta. T5B 4M9

Phone - (403) 471-8561  
 Hotel - Forum Motor Inn  
 Phone - (403) 471-1231

150

### HARTFORD WHALERS

G.M. - Emile Francis  
 Coach - Jack Evans  
 P.R. - Phil Langan  
 Arena - Hartford Civic Center (14,557)  
 One Civic Center Plaza  
 Hartford, CT 06103

Phone - (203) 728-3366  
 Hotel - Sheraton-Hartford  
 Phone - (203) 728-5151

### LOS ANGELES KINGS

G.M. - Rogie Vachon  
 Coach - Pat Quinn  
 P.R. - Larry Rosoff  
 Arena - The Forum (16,005)  
 3900 W. Manchester Blvd.  
 Inglewood, CA 90306

Phone - (213) 674-6000  
 Hotel - Airport Park  
 Phone - (213) 673-5151

### MINNESOTA NORTH STARS

G.M. - Lou Nanne  
 Coach - Bill Mahoney  
 P.R. - Dick Dillman/Patty Connolly  
 Arena - Met Sports Center (15,184)  
 7901 Cedar Ave. South  
 Bloomington, MN 55420

Phone - (612) 853-9333  
 Hotel - Registry Hotel  
 Phone - (612) 854-2244

### MONTREAL CANADIENS

G.M. - Serge Savard  
 Coach - Jacques Lemaire  
 P.R. - Claude Mouton  
 Arena - Montreal Forum (16,074)  
 2313 St. Catherine St. West  
 Montreal, Que. H3H 1N2

Phone - (514) 932-6181  
 Hotel - LeMoynes Manoir  
 Phone - (514) 931-8861

### NEW JERSEY DEVILS

G.M. - Max McNab  
 Coach - Doug Carpenter  
 P.R. - Larry Brooks  
 Arena - Brendan Byrne Arena  
 Box 504  
 East Rutherford, NJ 07073

Phone - (201) 935-6050  
 Hotel - Clifton Ramada  
 Phone - (201) 778-6500

### NEW YORK ISLANDERS

G.M. - Bill Torrey  
 Coach - Al Arbour  
 P.R. - Les Wagner/Jill Knee  
 Arena - Nassau Memorial Coliseum (15,230)  
 Hempstead Turnpike  
 Uniondale, NY 11553

Phone - (516) 794-4100  
 Hotel - Long Island Marriott  
 Phone - (516) 794-3800

### NEW YORK RANGERS

G.M. - Craig Patrick  
 Coach - Herb Brooks  
 P.R. - Vince Casey  
 Arena - Madison Square Garden (17,500)  
 4 Pennsylvania Plaza  
 New York, NY 10001

Phone - (212) 563-8036  
 Hotel - Penta Hotel  
 Phone - (212) 736-5000

### PHILADELPHIA FLYERS

G.M. - Bobby Clarke  
 Coach - Mike Keenan  
 P.R. - Roger Gottlieb  
 Arena - The Spectrum (17,147)  
 Pattison Place  
 Philadelphia, PA 19148

Phone - (215) 465-4500  
 Hotel - Airport Marriott  
 Phone - (215) 365-4150

### QUEBEC NORDIQUES

G.M. - Maurice Filion  
 Coach - Michel Bergeron  
 P.R. - Bernard Brisset  
 Arena - Quebec Coliseum (15,250)  
 2205 Ave. du Colisee  
 Quebec, Que. G1L 4W7

Phone - (418) 529-8441  
 Hotel - Le Concorde  
 Phone - (481) 647-2222

### ST. LOUIS BLUES

G.M. - Ron Caron  
 Coach - Jacques Demers  
 P.R. - Susie Mathieu  
 Arena - The Checkerdome (17,968)  
 5700 Oakland Ave.  
 St. Louis, MO 63110

Phone - (314) 781-5300  
 Hotel - Chase Park Plaza  
 Phone - (314) 361-2500

### TORONTO MAPLE LEAFS

G.M. - Gerry McNamara  
 Coach - Dan Maloney  
 P.R. - Gord Stellick/Stano Obodiac  
 Arena - Maple Leaf Gardens (16,485)  
 60 Carlton St.  
 Toronto, Ont. M5B 1L1

Phone - (416) 977-1641  
 Hotel - Loews Westbury  
 Phone - (416) 924-0611

### VANCOUVER CANUCKS

G.M. - Harry Neale  
 Coach - Bill Laforge  
 P.R. - Norm Jewison  
 Arena - Pacific Coliseum (15,613)  
 100 N. Renfrew St.  
 Vancouver, B.C. V5K 3N7

Phone - (604) 254-5141  
 Hotel - Hotel Vancouver  
 Phone - (604) 684-3131

### WASHINGTON CAPITALS

G.M. - David Poile  
 Coach - Bryan Murray  
 P.R. - Lou Corletto/Jim Loria  
 Arena - Capital Centre (18,130)  
 Landover, MD 20786

Phone - (301) 350-3400  
 Hotel - Ramada Inn  
 Phone - (301) 459-1000

### WINNIPEG JETS

G.M. - John Ferguson  
 Coach - Barry Long  
 P.R. - Ralph Carter  
 Arena - Winnipeg Arena (15,430)  
 15-1430 Maroons Road  
 Winnipeg, Man. R3G 0L5

Phone - (204) 772-9491  
 Hotel - Winnipeg Inn  
 Phone - (204) 957-1350

### NHL MONTREAL

Pres. - John Ziegler, Jr.  
 Exec. VP - Brian O'Neill  
 Inform & Stats - Mike Griffin/Benny  
 Ercolani/Gary Meagher  
 960 Sun Life Bldg.  
 1155 Metcalfe St.  
 Montreal, Que. H3B 2W2

Phone - (514) 871-9220

### NHL NEW YORK

Pres. - Gil Stein  
 VP - Steve Ryan  
 P.R. - John Halligan/Dan Leary  
 500 Fifth Ave. - 34th Flr.  
 New York, NY 10110

Phone - (212) 398-1100

### NHL TORONTO

Referee-in-Chief - Scotty Morrison  
 Central Scouting - Jim Gregory  
 Suite 200  
 1 Greensboro Drive  
 Rexdale, Ont. M9W 1C8  
 Phone - (416) 245-2926 (Officiating)  
 Phone - (416) 245-1813 (Central Scouting)

OCTOBER 1984

SUN	MON	TUES	WED	THUR	FRI	SAT
	1	2	3	4	5	6
7	8	9	10	11 BOS	12	13 TV MONT
14	15	16	17 VAN	18	19	20 PHIL
21 TV PHIL	22	23	24 NJ	25	26	27 MONT
28	29	30 DET	31 NJ			

NOVEMBER 1984

SUN	MON	TUES	WED	THUR	FRI	SAT
				1	2	3 NYR
4	5	6 EDM	7	8 ST L	9	10 TV NYI
11	12	13	14 WIN	15	16 VAN	17 TV LA
18	19	20	21 WASH	22 HART	23	24 NJ
25	26	27 BUF	28	29 CHI	30	

DECEMBER 1984

SUN	MON	TUES	WED	THUR	FRI	SAT
						1 PHIL
2 WASH	3	4	5 ST L	6	7 NYR	8 CALG
9	10	11	12 NYI	13	14	15 TV TOR
16	17	18	19 NJ	20	21 PHIL	22 TV NYI
23	24	25	26 NYI	27	28 HART	29 QUE
30	31 TV DET					

JANUARY 1985

SUN	MON	TUES	WED	THUR	FRI	SAT
		1	2 TOR	3	4 TV BUF	5 QUE
6	7	8	9 VAN	10	11	12 EDM
13	14	15	16 WASH	17 TV WASH	18	19 CHI
20	21 WIN	22	23 MIN	24	25 CALG	26 EDM
27	28	29	30 TOR	31		

FEBRUARY 1985

SUN	MON	TUES	WED	THUR	FRI	SAT
					1	2 NYI
3	4	5	6	7 NJ	8	9 TV NYI
10 LA	11	12	13	14 TV CHI	15	16 QUE
17	18 PHIL	19	20 CALG	21	22 NYR	23 TV MIN
24	25 MIN	26	27 WIN	28		

MARCH 1985

SUN	MON	TUES	WED	THUR	FRI	SAT
					1	2 NYR
3 NYR	4	5 LA	6	7 TV ST L	8	9 BOS
10 PHIL	11	12	13 BOS	14	15	16 NYR
17 HART	18	19 PHIL	20	21	22 TV BUF	23
24 WASH	25	26 TV NYR	27 NJ	28	29	30 NJ
31 MONT						

APRIL 1985

SUN	MON	TUES	WED	THUR	FRI	SAT
	1	2 NYI	3 DET	4	5	6 WASH
7 WASH	8	9	10	11	12	13
14	15	16	17	18	19	20
21	22	23	24	25	26	27
28	29	30				

AWAY



HOME



TELEVISED GAME on  
WPGH-TV (CHANNEL 53)

1984-85 AWAY SCHEDULE

DAY	DATE	OPPONENT	TIME
Thursday	October 11	Boston	7:35
Saturday	October 13	Montreal	8:05 (53)
Sunday	October 21	Philadelphia	7:05 (53)
Wednesday	October 31	New Jersey	7:35
Saturday	November 10	NY Islanders	7:05 (53)
Wednesday	November 14	Winnipeg	8:35
Friday	November 16	Vancouver	10:35
Saturday	November 17	Los Angeles	10:35 (53)
Thursday	November 22	Hartford	7:35
Saturday	December 1	Philadelphia (Aft.)	1:05
Sunday	December 2	Washington	7:05
Friday	December 7	NY Rangers	7:35
Saturday	December 15	Toronto	8:05 (53)
Saturday	December 22	NY Islanders	7:05 (53)
Saturday	December 29	Quebec	7:35
Monday	December 31	Detroit	7:35 (53)
Wednesday	January 2	Toronto	8:05
Friday	January 4	Buffalo	7:35 (53)
Thursday	January 17	Washington	7:35 (53)
Monday	January 21	Winnipeg	8:35
Wednesday	January 23	Minnesota	8:35
Friday	January 25	Calgary	9:35
Saturday	January 26	Edmonton	9:35
Thursday	February 7	New Jersey	7:35
Saturday	February 9	NY Islanders	7:05 (53)
Thursday	February 14	Chicago	8:35 (53)
Monday	February 18	Philadelphia (Aft.)	1:35
Saturday	February 23	Minnesota	8:35 (53)
Sunday	March 3	NY Rangers	8:05
Tuesday	March 5	Los Angeles	10:35
Thursday	March 7	St. Louis	8:35 (53)
Saturday	March 9	Boston (Aft.)	1:15
Sunday	March 10	Philadelphia	7:05
Sunday	March 17	Hartford	7:35
Friday	March 22	Buffalo	7:35 (53)
Sunday	March 24	Washington (Aft.)	1:35
Tuesday	March 26	NY Rangers	7:35 (53)
Saturday	March 30	New Jersey (Aft.)	1:35
Tuesday	April 2	NY Islanders	8:05
Sunday	April 7	Washington	5:05

All times — Pittsburgh time

(53) — Televised games on WPGH-TV (Channel 53)