

From One
Hockey Lover
To Another



© 1984, The Stroh Brewery Company, Detroit, MI

1985-86 PITTSBURGH
PENGUINS



Mario Lemieux
1984-85 NHL
Rookie of the year


1985-86 HOME SCHEDULE

DAY	DATE	OPPONENT	TIME
Thursday	October 10	Montreal	7:35
Saturday	October 12	Philadelphia	7:35
Tuesday	October 15	Minnesota	7:35
Thursday	October 24	Toronto	7:35
Saturday	October 26	Quebec	7:35
Tuesday	October 29	Hartford	7:35
Wednesday	November 6	Washington	7:35
Saturday	November 9	Chicago	7:35
Wednesday	November 20	Washington	7:35
Friday	November 22	Winnipeg	7:35
Wednesday	November 27	Toronto	7:35
Saturday	November 30	NY Rangers	7:35
Wednesday	December 4	Detroit	7:35
Saturday	December 7	New Jersey	7:35
Wednesday	December 11	NY Islanders	7:35
Tuesday	December 17	Calgary	7:35
Saturday	December 21	Philadelphia	7:35
Thursday	December 26	Boston	7:35
Saturday	December 28	NY Islanders	7:35
Saturday	January 4	NY Rangers	7:35
Monday	January 6	New Jersey	7:35
Wednesday	January 8	Los Angeles	7:35
Saturday	January 11	Buffalo	7:35
Wednesday	January 15	NY Islanders	7:35
Sunday	January 19	Minnesota	7:35
Tuesday	January 28	Philadelphia	7:35
Saturday	February 8	New Jersey	7:35
Wednesday	February 12	Washington	7:35
Saturday	February 15	Vancouver	7:35
Wednesday	February 19	Winnipeg	7:35
Saturday	February 22	St. Louis	7:35
Monday	February 24	Los Angeles	7:35
Wednesday	February 26	Buffalo	7:35
Saturday	March 1	Hartford	7:35
Wednesday	March 12	Boston	7:35
Saturday	March 15	NY Rangers	7:35
Monday	March 17	Washington	7:35
Wednesday	March 26	Edmonton	7:35
Wednesday	April 2	NY Islanders	7:35
Saturday	April 5	Philadelphia	7:35

All non-televised games will be broadcast on KDKA Radio (1020 AM)

PITTSBURGH Penguins

1985-86 MEDIA GUIDE



Editor: Cindy Himes

Statistics: Terry Schifffhauer

Photos: Paul Salva
Fred Vuich
Gino Startari

Cover Art: Vance, Wright & Adams
Associates, Inc.

For additional copies, send \$3.50
plus \$1.00 postage to:

Pittsburgh Penguins Media Guide
Civic Arena, Gate #7
Pittsburgh, PA 15219

TABLE OF CONTENTS

AHL Standings 1984-85	58
Alignment NHL 1985-86	129
All Star Game	144
All Time Goaltending-Pittsburgh	66
All Time Goaltending Vs Pittsburgh	134
All Time Leaders-Pittsburgh	68
Attendance Records	147
Awards	145
Best Seasons	72
Baltimore Directory	38
Baltimore Schedule	39
Baltimore Scoring 1984-85	59
Career Scoring-Pittsburgh	60
Coaches & Records	78
Directory	2
Draft Selections	48
Fastest Goals	90
Game-By-Game Results 1984-85	80
Goaltenders Year-By-Year	64
Goaltending 1984-85	55
Hat Tricks	139
Individual Records	100
NHL Final Standings 1984-85	53
NHL Scoring Leaders 1984-85	56
On The Road	148
Overtime Records-NHL	74
Penalty Shots	83
Penguins All Time Vs	86
Penguins Scoring 1984-85	54
Players	12
Players-In The System	40
Playoff Records	122
Playoff Results 1985	130
Power Play Goals 1984-85	84
Roster	76
Schedule 1985-86	152
Season Openers	82
Shorthanded Goals 1984-85	84
Shutouts	136
Streaks	89
Team By Team Records	85
Team Records-Penguins	92
Team Scoring Summaries	102
The Last Time	73

Eddie Johnston
General Manager



Appointed General Manager on May 27, 1983, E.J. begins his third season managing the Pittsburgh Penguins after serving as head coach for three years. His coaching career began in 1978-79 when he guided the AHL New Brunswick Hawks for one season before assuming the coaching duties in Pittsburgh on July 15, 1980.

While coaching the Pens, his team was eliminated from playoff contention by overtime goals on two occasions (1981, double overtime vs. St. Louis and 1982, vs NY Islanders).

He spent 16 seasons playing goal in the NHL including 11 years with Boston when he was a member of two Stanley Cup Champion teams. His playing career also took him to Toronto, St. Louis and Chicago.

In recent years, some of E.J.'s happiest moments have come at the NHL Entry Draft as he drafted rookie sensation Mario Lemieux first overall as one of three first round picks in 1984 and Craig Simpson (rated #1 overall by Central Scouting) in 1985.


E.J. and wife Diane have three children, Michele (14), E.J. Jr. (12) and Joseph (4).

Ken Schinkel
Asst. General Manager/Director of Player Personnel



The 1985-86 season will mark Ken's 19th year with the Pittsburgh Penguins organization. He played right wing for the Pens from the 1967-68 season through 1972-73. Shink's transition from player to coach came over-night as he was named coach on January 13, 1973, becoming the third coach in Pittsburgh's history replacing Red Kelly. He coached the Pens during four seasons before his appointment as Director of Player Personnel. Spending most of the season on the road, Ken scouts the junior ranks and coordinates the work done by the Pens scouting staff. He has also been to Europe on several occasions, scouting players including newly acquired Ville Siren of Finland.

Bob Berry
Head Coach



A strict disciplinarian, Bob starts his second season behind the Penguins bench, his 8th year of coaching in the NHL.

A native of Montreal, Bob played 10 years of professional hockey including 7 seasons with the LA Kings when he scored 159 goals and 350 points in 539 games. While assigned to Springfield of the AHL for the 1977-78 season, Bob took over the coaching responsibilities for the final 16 games of the season posting a 9-4-3 record. He then coached the LA Kings the following three years including the 1980-81 campaign when they posted the second-best record in club history (43-24-13). On June 3, 1981, he returned to his hometown and coached Montreal to a first place finish in the Adams Division. After coaching the Canadiens for two plus seasons, Bob joined the Penguins during the summer of 1984.

A graduate of Sir George Williams University in Montreal, Bob was not only recognized as a rugged left winger but also excelled in other sports as he was offered a minor league contract by the Houston Astros of Baseball's National League and played semi-pro football with the Quebec Rifles in the Continental League.

COACHING RECORD

1977-78 Springfield (AHL)	16 games (9-4-3)	—	Lost to Nova Scotia in first round of Calder Cup Playoffs.		
1978-79 LOS ANGELES (NHL)	80	80 games (34-34-12)	Third place in Norris Division Lost in Preliminary Round to New York Rangers (2-0)		
1979-80 LOS ANGELES (NHL)	74	80 games (30-36-14)	Second place in Norris Division Lost in First Round to New York Islanders (3-1)		
1980-81 LOS ANGELES (NHL)	96 ^{1/2}	80 games (43-24-13)	Second place in Norris Division Lost in First Round to New York Rangers (3-1)		
1981-82 MONTREAL (NHL)	10 ^{1/2}	80 games (46-17-17)	First place in Adams Division Lost in Division Semi-Finals to Quebec (3-2)		
1982-83 MONTREAL (NHL)	98	80 games (42-24-14)	Second place in Adams Division Lost in Division Semi-Finals to Buffalo (3-0)		
1983-84 MONTREAL (NHL)	61	63 games (28-30-5)	Replaced by Jacques Lemaire on February 24, 1984		
1984-85 PITTSBURGH (NHL)		80 games (24-51-5)	Sixth place in the Patrick Division		
LOS ANGELES TOTAL	240 Games	107 Wins	94 Losses	39 Ties	.527 Pct.
MONTREAL TOTAL	223 Games	116 Wins	71 Losses	36 ties	.601 Pct.
PITTSBURGH TOTAL	80 Games	24 Wins	51 Losses	5 Ties	.331 Pct.
NHL TOTAL	543 Games	247 Wins	216 Losses	80 Ties	.529 Pct.

Jim Roberts
Assistant Coach



Jim starts his second season assisting Coach Berry behind the Penguins bench. A native of Toronto, he spent 16 years playing right wing/defense for the Montreal Canadiens and St. Louis Blues, securing five Stanley Cup rings while playing in Montreal under Scotty Bowman.

Jim again joined Bowman in Buffalo in 1979 as an assistant coach and spent the next five seasons with the Sabres. During the 1981-82 season he spent time behind the Sabres bench, coaching the team in 45 games.


Known for working well with the younger players, Jim should feel right at home with the 1985-86 Penguin lineup.

Jim and his wife Judy have two daughters, Vicki and Corri.

PLAYING RECORD

Season	Team	League	Regular Season					Playoffs				
			GP	G	A	PTS	PIM	GP	G	A	PTS	PIM
1963-64	Montreal	NHL	15	0	1	1	2	7	0	1	1	14
1964-65	Montreal	NHL	70	3	10	13	40	13	0	0	0	30
1965-66	Montreal	NHL	70	5	5	10	20	10	1	1	2	10
1966-67	Montreal	NHL	63	3	0	3	16	4	1	0	1	0
1967-68	St. Louis	NHL	74	14	23	37	66	18	4	1	5	20
1968-69	St. Louis	NHL	72	14	19	33	81	12	1	4	5	10
1969-70	St. Louis	NHL	76	13	17	30	51	16	2	3	5	29
1970-71	St. Louis	NHL	72	13	18	31	77	6	2	1	3	11
1971-72	St. Louis	NHL	26	5	7	12	8	--	--	--	--	--
1971-72	Montreal	NHL	51	7	15	22	49	6	1	0	1	0
1972-73	Montreal	NHL	77	14	18	32	28	17	0	2	2	22
1973-74	Montreal	NHL	67	8	16	24	39	6	0	0	0	4
1974-75	Montreal	NHL	79	5	13	8	21	35	13	3	1	4
1975-76	Montreal	NHL	74	13	8	21	35	13	3	1	4	2
1976-77	Montreal	NHL	45	5	14	19	18	14	3	0	3	6
1977-78	St. Louis	NHL	75	4	10	14	39	--	--	--	--	--
NHL TOTALS			1006	126	194	320	621	153	20	16	36	160

PENGUINS STAFF




Lou Angotti
Director of
Pro Scouting



Terry Schifffhauer
Director of Team
Services



Cindy Himes
Director of
Press Relations



Paul Steigerwald
Director of
Marketing



Billy Taylor
Eastern Scout



Albert Mandanici
Quebec Scout




Bruce Haralson
Western Scout



Steve Thomas
Trainer



John Doolan
Equipment Manager



Doug McKenney
Strength Coach

RADIO / TELEVISION



Mike Lange
Voice of the Penguins

Mike Lange will bring you all the play-by-play action this season with added color commentary by Paul Steigerwald for the televised games.

Fifteen regular season games will be televised on WPGH-TV (Channel 53) during the 1985-86 season with all remaining games broadcast on the Penguins Radio Network.

Penguins Radio Network:

KDKA	(1020)	Pittsburgh
WHJB	(620)	Greensburg
WBVP	(1230)	Beaver Falls
WESA	(940)	Charleroi
WKST	(1280)	New Castle

Televised Games:

Wed.,	Oct. 16	8:30 PM	vs Chicago
Sat.,	Nov. 2	8:00 PM	vs Montreal
Sun.,	Nov. 24	7:00 PM	vs Philadelphia
Tue.,	Dec. 10	8:00 PM	vs NY Islanders
Sat.,	Dec. 14	7:30 PM	vs Hartford
Thu.,	Dec. 19	8:30 PM	vs Minnesota
Thu.,	Jan. 9	8:00 PM	vs NY Islanders
Sat.,	Jan. 18	8:30 PM	vs St. Louis
Sun.,	Feb. 2	7:00 PM	vs Boston
Sun.,	Feb. 16	5:00 PM	vs New Jersey
Fri.,	Feb. 21	7:30 PM	vs Detroit
Thu.,	Feb. 27	7:30 PM	vs NY Rangers
Tue.,	Mar. 11	7:30 PM	vs Washington
Wed.,	Mar. 19	7:30 PM	vs New Jersey
Tue.,	Apr. 1	7:30 PM	vs Washington

All times Eastern

PITTSBURGH PENGUINS MARKETING STAFF




Jeff Mercer
Dir. Group & Season Tickets



George Kirk
Dir. Amateur Hockey Development



Terri Dobos
Group & Season Sales



CIVIC ARENA

The Civic Arena was opened on September 17, 1961 and was built at a cost of \$22-million which was financed by a combination of private and public funding. The unique feature of the Civic Arena, which is now operated by the Civic Arena Corporation, a subsidiary of the Edward J. DeBartolo Corporation, is its vast stainless steel retractable roof. In 1972, the press box was built on top of the control booth. In 1973, 23 "super boxes" and 1,000 additional seats were added and in 1974 the two balconies were constructed giving the arena a capacity of 16,033 for hockey and 18,500 for other events with floor seating.

CIVIC ARENA CORPORATION



Paul Martha
Executive Vice President



Ken Garner
Vice President & General Mgr.



Ed Walter
Business Manager



Tom Rooney
VP-Marketing




Bill Strong
VP-Communications/Sales



Rick McLaughlin
Controller

Ron Pendleton	Director of Building Operations
Warren Riefer	Events Supervisor
Elaine Feith	Office Manager
Charlene Totterdale	Asst. Operations Manager
Tom Wood	Box Office Manager
Tom Kapples	Choice Seat Manager
Jim Rozes	General Manager, Food Services

The Players



WAYNE JOSEPH BABYCH

(BAB-itch)

Right Wing 5'11" 190 lbs.


Age: 27 (June 6, 1958)

Born: Edmonton, Alberta

Shoots: Right

Acquired: Claimed in Waiver Draft in 1984

Drafted: St. Louis 1st choice, 3rd over-all, in 1978 Amateur Draft



1984-85: Wayne had a slow start in his first season with the Penguins scoring one point in his first six games, but then picked up the pace scoring at least one point in 10 of the next 11 contests. He finished the season with 20 goals and 54 points, his most productive season since 1980-81 when he scored 54 goals and 42 assists for 96 points with the Blues. Wayne recorded three 3-point games including 2 goals and 1 assist at Boston on March 9 when he scored the game winner in overtime (the third away overtime winner of the year for the Pens). He was sidelined for 9 games in February with a sprained right knee and 4 games in March with a sprained left knee.

CAREER: Played junior hockey with Portland of the WHL then broke into the NHL in 1978 with St. Louis and spent the following six seasons with the Blues...was named to the WHL First All Star Team in 1977 and 1978...played for Team Canada at Moscow in 1979.


PERSONAL: Wayne and wife Shelly reside in Manitoba during the off season...owner of a waterslide park and working in real estate, Wayne keeps busy year-round...enjoys baseball, golf and woodwork in his spare time...lists biggest thrill as a hockey player as scoring his 50th goal (1980-81), scoring 3 goals in 25 seconds in junior and scoring a goal in his first NHL All Star game. He was selected 3rd overall in 1978 Amateur Draft, while his younger brother Dave was picked second overall by Winnipeg in the 1980 draft. Wayne's brother is married to Shelly's sister.

Season	Team	League	Regular Season					Playoffs				
			GP	G	A	PTS	PIM	GP	G	A	PTS	PIM
1976-77	Portland	WHL	71	50	62	112	76	10	2	6	8	10
1977-78	Portland	WHL	68	50	71	121	218	8	4	4	8	19
1978-79	St. Louis	NHL	67	27	36	63	75	-	-	-	-	-
1979-80	St. Louis	NHL	59	26	35	61	49	3	1	2	3	2
1980-81	St. Louis	NHL	78	54	42	96	93	11	2	0	2	8
1981-82	St. Louis	NHL	51	19	25	44	51	7	3	2	5	8
1982-83	St. Louis	NHL	71	16	23	39	62	-	-	-	-	-
1983-84	St. Louis	NHL	70	13	29	42	52	10	1	4	5	4
1984-85	PITTSBURGH	NHL	65	20	34	54	35	-	-	-	-	-
NHL Totals			461	175	224	399	417	31	7	8	15	22
PGH Totals			65	20	34	54	35	-	-	-	-	-

Claimed by PITTSBURGH in 1985 Waiver Draft, October 9, 1985.

ROGER BELANGER

Right Wing 6'0" 192 lbs.
 Age: 20 (December 1, 1965)
 Born: St. Catharines, Ontario
 Shoots: Right
 Acquired: 1984 Entry Draft (1st Round)
 Drafted: Pittsburgh's 3rd choice, 16th overall, in 1984 Entry Draft




1984-85: One of Pittsburgh's three first round draft picks in the 1984 NHL Entry Draft, Roger enjoys an aggressive style of play. He scored a point in his first NHL game with an assist on October 17 against Vancouver. His first NHL goal was scored against New Jersey's Glenn Resch on October 24. Roger played 44 games with Pittsburgh, scoring 8 points on 3 goals and 5 assists. His rookie season was not injury-free as he missed 11 games in November and 7 games in February with a sprained right knee. He was loaned to his junior team in Hamilton (OHL) on March 12 where he scored 3 goals and 6 points in 3 games to finish the season.

PERSONAL: Roger is single and spends the off season at his home in Welland, Ontario where he works part time in construction with his father and uncle. He enjoys playing a variety of sports including baseball, ball hockey and water skiing. Favorite players as a youngster - Bobby Orr and Gordie Howe...favorite movie - "The Terminator"...favorite TV show - "Miami Vice"...enjoys listening to Bruce Springsteen.

Season	Team	League	Regular Season					Playoffs				
			GP	G	A	PTS	PIM	GP	G	A	PTS	PIM
1982-83	London	OHL	68	17	14	31	53	1	0	0	0	5
1983-84	Kingston	OHL	67	44	46	90	66	-	-	-	--	--
1984-85	PITTSBURGH	NHL	44	3	5	8	32	-	-	-	--	--
1984-85	Hamilton	OHL	3	3	3	6	0	-	-	-	--	--
NHL Totals			44	3	5	8	32	-	-	-	--	--
PGH Totals			44	3	5	8	32	-	-	-	--	--

DOUG BODGER

Defense 6'2" 199 lbs.
 Age: 19 (June 18, 1966)
 Born: Chemainus, B.C.
 Shoots: Left
 Acquired: 1984 Entry Draft (1st Round)
 Drafted: Pittsburgh's 2nd choice, 9th overall, in 1984 Entry Draft.



1984-85: Pittsburgh's second choice in the first round of the 1984 NHL Entry Draft, Doug proved to be one of Pittsburgh's steadiest defenders in his first pro season. In 65 games for the Pens he scored 5 goals and 26 assists for 31 points. He ranked second among Penguin defensemen with 26 assists. Doug scored his first NHL goal in his second game on October 13 in the Montreal Forum against the Canadiens Steve Penney. He had at least one shot on goal in his first 17 games in the NHL. He also scored the game winner on February 20 against Calgary to end the Pens 9-game losing streak. Doug's biggest night on the stat sheets came on November 16 in Vancouver when he scored 1 goal and 2 assists. Injuries took Doug out of the lineup for four games in January (sprained knee) and the final ten games of the season (fractured toe).


CAREER: Chosen 9th overall in the 1984 Entry Draft...while playing junior hockey for Kamloops in the WCHL he was named to the 1982-83 Second All Star Team and the 1983-84 First All Star Team...played for the WHL championship team in 1984 and played in the Memorial Cup.

PERSONAL: Single, Doug resides at his home in Chemainus, B.C. during the summer months and enjoys playing softball and ball hockey. His biggest thrill as a hockey player was being drafted in the first round of the NHL Entry Draft.

Season	Team	League	Regular Season					Playoffs				
			GP	G	A	PTS	PIM	GP	G	A	PTS	PIM
1982-83	Kamloops	WHL	72	26	66	92	98	7	0	5	5	2
1983-84	Kamloops	WHL	70	21	77	98	90	17	2	15	17	12
1984-85	PITTSBURGH	NHL	65	5	26	31	67	-	-	-	--	--
NHL Totals			65	5	26	31	67	-	-	-	--	--
PGH Totals			65	5	26	31	67	-	-	-	--	--

PHILLIPPE RICHARD (PHIL) BOURQUE

Defense 6'0" 185 lbs.
 Age: 23 (June 8, 1962)
 Born: Chelmsford, Mass.
 Shoots: Left
 Acquired: Signed as Free Agent in 1982



1984-85: Spent the entire season in Baltimore (AHL) where he scored 6 goals and 15 assists in 79 games for the Skipjacks...ranked second on the team in penalty minutes with 164...best scoring output was a 3-point effort with 1 goal and 2 assists on March 29. Phil was named to the AHL Southern Division All Star Team, voting by AHL coaches and tabulated by the Hockey News. During the Calder Cup playoffs, he scored 7 points in 13 games ranking him second in scoring among defensemen during post season play.


CAREER: Phil played two years for Kingston in the OHL before signing with Pittsburgh as a free agent in 1982. His only NHL experience came in 1983-84 when he played 5 games for the Pens and picked up one assist.

PERSONAL: A native of Chelmsford, Massachusetts, Phil works at a hockey school during the summer months. He enjoys traveling and listening to pop and rock music...lists cars as a hobby.

Season	Team	League	Regular Season					Playoffs				
			GP	G	A	PTS	PIM	GP	G	A	PTS	PIM
1980-81	Kingston	OHL	47	4	4	8	46	6	0	0	0	10
1981-82	Kingston	OHL	67	11	40	51	111	4	0	0	0	0
1982-83	Baltimore	AHL	65	1	15	16	93	-	-	-	-	-
1983-84	PITTSBURGH	NHL	5	0	1	1	12	-	-	-	-	-
1983-84	Baltimore	AHL	58	5	17	22	96	-	-	-	-	-
1984-85	Baltimore	AHL	79	6	15	21	164	13	2	5	7	23
NHL Totals			5	0	1	1	12	-	-	-	-	-
PGH Totals			5	0	1	1	12	-	-	-	-	-

MICHAEL BRIAN (MIKE) BULLARD

Center 5'10" 185 lbs.
 Age: 24 (March 10, 1961)
 Born: Ottawa, Ontario
 Shoots: Left
 Acquired: 1980 Entry Draft (1st Round)
 Drafted: Pittsburgh's 1st choice, 9th overall, in 1980 Entry Draft



1984-85: Mike was named team Captain prior to the start of the season and played in 68 games scoring 32 goals and 31 assists. He led the team in power play goals with 14. He recorded two four-point games and led the team as the only player with a six-point game when he scored 4 goals and 2 assists against St. Louis on December 5. Mike has at least one shot on goal in 61 of the 68 games and tallied 5 or more shots in 11 games during the season. Mike was sidelined for 12 games in January with a fractured right shoulder he suffered on December 31 in Detroit. Mike had at least one shot on goal in each of the final 22 games of the season and shots in 31 of his 33 games after his injury.


CAREER: Pittsburgh's first choice, 9th overall, in the 1980 Entry Draft...played in the 1984 NHL All Star Game...was also the Pens leading scorer in 1983-84. Mike now ranks 9th on the Penguins All Time scoring list with 266 total points and is tied with Greg Malone for fifth place in goals scored. Led the NHL in shooting percentage in 1981-82.

PERSONAL: Mike and his wife Linda reside in Pittsburgh year-round...he enjoys playing golf, softball and ball hockey in the off season...lists his favorite hockey player while growing up as Bobby Orr...favorite movies "Raiders of the Lost Ark" and "E.T."...favorite TV show - "Miami Vice"...favorite singer/group, Bruce Springsteen, Cars & Loverboy...Lost 13 pounds in off season preparation for training camp and reported in excellent shape.

Season	Team	League	Regular Season					Playoffs				
			GP	G	A	PTS	PIM	GP	G	A	PTS	PIM
1978-79	Brantford	OHA	66	43	56	99	66	-	-	-	-	-
1979-80	Brantford	OHA	66	66	84	150	86	11	10	6	16	29
1980-81	Brantford	OHA	42	47	60	107	55	6	4	5	9	10
1980-81	PITTSBURGH	NHL	15	1	2	3	19	4	3	3	6	0
1981-82	PITTSBURGH	NHL	75	37	27	64	91	5	1	1	2	4
1982-83	PITTSBURGH	NHL	57	22	22	44	60	-	-	-	-	-
1983-84	PITTSBURGH	NHL	76	51	41	92	57	-	-	-	-	-
1984-85	PITTSBURGH	NHL	68	32	31	63	75	-	-	-	-	-
NHL Totals			291	143	123	266	302	9	4	4	8	4
PGH Totals			291	143	123	266	302	9	4	4	8	4

ROD BUSKAS

Defense 6'1" 200 lbs.
 Age: 24 (January 7, 1961)
 Born: Wetaskiwin, Alberta
 Shoots: Right
 Acquired: 1981 Entry Draft (6th Round)
 Drafted: Pittsburgh's 5th choice, 112th over-all, in 1981 Entry Draft.



1984-85: Rod completed his first full season in the NHL playing in 69 games for the Pens...had a 2-point game on Oct., 27 vs Montreal scoring 1 goal and 1 assist...ranked second on the team in penalty minutes with 191...missed 3 games in January due to an NHL suspension for being the first man off the bench during an altercation at Washington...was sidelined for 5 games in February with a strained shoulder.


CAREER: Since being drafted in 1981, Rod has spent the majority of his 4-year pro career between the American and National Hockey Leagues...playing a total of 133 AHL games (Erie and Baltimore) and 157 NHL games. He played 3 years of junior for the Medicine Hat Tigers of the WHL...scored 14 goals and 46 assists in 1980-81 for his high point season.

PERSONAL: Rod and his wife Debbie were married this past summer...during the off season Rod enjoys playing golf, tennis and water skiing...works at a hockey school in Medicine Hat, Alberta during the summer months.

Season	Team	League	Regular Season					Playoffs				
			GP	G	A	PTS	PIM	GP	G	A	PTS	PIM
1978-79	Billings	WHL	1	0	0	0	0	-	-	-	-	-
1978-79	Medicine Hat	WHL	34	1	12	13	60	-	-	-	-	-
1979-80	Medicine Hat	WHL	72	7	40	47	284	16	1	6	7	31
1980-81	Medicine Hat	WHL	72	14	46	60	164	5	1	1	2	8
1981-82	Erie	AHL	69	1	18	19	78	-	-	-	-	-
1982-83	PITTSBURGH	NHL	41	2	2	4	102	-	-	-	-	-
1982-83	Baltimore	AHL	31	2	8	10	45	-	-	-	-	-
1983-84	PITTSBURGH	NHL	47	2	4	6	60	-	-	-	-	-
1983-84	Baltimore	AHL	33	2	12	14	100	10	1	3	4	22
1984-85	PITTSBURGH	NHL	69	2	7	9	191	-	-	-	-	-
NHL Totals			157	6	13	19	353	-	-	-	-	-
PGH Totals			157	6	13	19	353	-	-	-	-	-

JOHN DAVID (JOHN) CHABOT

Center 6'2" 190 lbs.
 Age: 23 (May 18, 1962)
 Born: Summerside, P.E.I.
 Shoots: Left
 Acquired: Trade with Montreal in 1984
 Drafted: Montreal's 3rd choice, 40th over-all, in 1980 Entry Draft.



1984-85: Traded to Pittsburgh on November 9, John had played in 10 games for the Canadiens scoring 1 goal and 6 assists. He scored 2 goals in his first game wearing a Penguin jersey on November 10 against the New York Islanders and ended the season with 8 goals and 45 assists for 53 points in 67 games with Pittsburgh. John scored 44 points in his first 36 games with the Pens but was held scoreless in his last 26 games and pointless in his last 11 games. He tallied four 3-point games and two 4-point games joining Mike Bullard and Mario Lemieux as the only players to score 4 or more points in one game during the season.

CAREER: Drafted in 1980 as the Montreal Canadiens' third choice, 40th overall...While playing for Sherbrooke of the QMJHL in 1981-82 his team advanced to the Memorial Cup finals...he was named to the 1981 QMJHL First All Star Team.

PERSONAL: John and his wife Theresa have two children, Aubrey (5) and Kyle (8 months) and reside in Gatineau, Quebec during the off season. John spends much of the summer visiting the Indian Reserves in Canada speaking for the Drug and Alcohol Abuse Program...he sponsors an annual charity golf tournament which benefited the Childrens Wing of the Gatineau Hospital this past summer...he enjoys reading and playing soccer...lists favorite TV show, Hill Street Blues...favorite singer, Elton John...players admired during childhood, Stan Mikita and Bobby Hull.

Season	Team	League	Regular Season					Playoffs				
			GP	G	A	PTS	PIM	GP	G	A	PTS	PIM
1979-80	Hull	QMJHL	68	26	57	83	28	4	1	2	3	0
1980-81	Hull	QMJHL	70	27	62	89	24	-	-	-	-	-
1980-81	Nova Scotia	AHL	1	0	0	0	0	2	0	0	0	0
1981-82	Sherbrooke	QMJHL	62	34	109*	143	42	19	6	26	32	6
1982-83	Nova Scotia	AHL	76	16	73	89	19	7	1	3	4	0
1983-84	Montreal	NHL	56	18	25	43	13	11	1	4	5	0
1984-85	Montreal	NHL	10	1	6	7	2	-	-	-	-	-
1984-85	PITTSBURGH	NHL	67	8	45	53	12	-	-	-	-	-
NHL Totals			133	27	76	103	27	11	1	4	5	0
PGH Totals			67	8	45	53	12	-	-	-	-	-

Traded to **PITTSBURGH** by **MONTREAL** for Ron Flockhart, November 9, 1984.

TODD CHARLESWORTH

Defense 6'1" 185 lbs.
 Age: 20 (March 22, 1965)
 Born: Calgary, Alberta
 Shoots: Left
 Acquired: 1983 Entry Draft (2nd Round)
 Drafted: Pittsburgh's 2nd choice, 22nd over-all, in 1983 Entry Draft.



1984-85: In his first full season in the NHL, Todd played in 67 games scoring 1 goal and 8 assists for the Pens. He missed the first six games of the season due to a hip injury he suffered during training camp but came back to score his first NHL point in his first game of the season with an assist on October 27. His first NHL goal came on December 12 and proved to be the game winner against the New York Islanders' Kelly Hrudey.


CAREER: Pittsburgh's second choice in the 1983 Entry Draft, picked 22nd overall...played for the Oshawa Generals of the OHL during 1982-83 and 1983-84...was named to the 1983-84 OHL All Star Team.

PERSONAL: Single, Todd resides in Ottawa, Ontario during the off season. he enjoys reading and playing ball hockey and played in his regional ball hockey championship last summer...worked as an ice hockey school instructor during summer months. Lists his biggest thrill in hockey as his first NHL goal and playing in the Memorial Cup Finals...credits his parents and his coach at Oshawa, Paul Therlaut, as those who have helped his career...favorite TV program, The Cosby Show.

Season	Team	League	Regular Season					Playoffs				
			GP	G	A	PTS	PIM	GP	G	A	PTS	PIM
1981-82	Gloucester	COJHL	50	13	24	37	67	-	-	-	-	-
1982-83	Oshawa	PHL	70	6	23	29	55	17	0	4	4	20
1983-84	Oshawa	OHL	57	11	35	46	54	7	0	4	4	4
1983-84	PITTSBURGH	NHL	10	0	0	0	8	-	-	-	-	-
1984-85	PITTSBURGH	NHL	67	1	8	9	31	-	-	-	-	-
NHL Totals			77	1	8	9	39	-	-	-	-	-
PGH Totals			77	1	8	9	39	-	-	-	-	-

STEVE GATZOS

Right Wing 5'11" 185 lbs.
 Age: 24 (June 22, 1961)
 Born: Toronto, Ont.
 Shoots: Right
 Acquired: 1981 Entry Draft (2nd Round)
 Drafted: Pittsburgh's 1st choice, 28th over-all in 1981 Entry Draft



1984-85: Steve played in three different leagues during the season including six games with Pittsburgh, 44 games with Baltimore (AHL) and 24 games with Muskegon (IHL)...started out in Muskegon where he scored 18 goals and 10 assists in 24 games...joined Baltimore on December 17 and scored at least one point in seven of his first nine games with the Skipjacks (7-5-12)...earned AHL Player of the Week honors in December when he scored four goals and three assists in three games including a hat trick against St. Catherines...named Skipjacks Player of the Month for January...was recalled to Pittsburgh on February 15 and had two assists in six games...finished the year with Baltimore accumulating 39 points in 44 games...led the Skipjacks with 11 power play goals and ranked 2nd on the team with six game-winning goals.


CAREER: Drafted in 1981, Steve has split his time between the NHL and minor leagues in each of his four pro seasons...has played in a total of 89 games with the Pens, scoring 35 points on 15 goals and 20 assists...played three years of junior with Sault Ste. Marie of the Ontario Hockey League and was named to the 1980-81 OHL All Star Team.

PERSONAL: Steve teaches at various hockey schools during the off season...lists cars and boats as his hobbies...favorite movie, American Graffiti...enjoys reading non-fiction books and listening to the Eagles and Beatles. Steve is single and spends the summer months at his home in Bramalea, Ontario.

Season	Team	League	Regular Season					Playoffs				
			GP	G	A	PTS	PIM	GP	G	A	PTS	PIM
1979-80	S. S. Marie	OHA	64	36	38	74	64	-	-	-	-	-
1980-81	S. S. Marie	OHA	68	78	50	128	114	19	16	9	25	23
1981-82	Erie	AHL	54	18	19	37	67	-	-	-	-	-
1981-82	PITTSBURGH	NHL	16	6	8	14	14	1	0	0	0	0
1982-83	Baltimore	AHL	12	5	4	9	22	-	-	-	-	-
1982-83	PITTSBURGH	NHL	44	6	7	13	52	-	-	-	-	-
1983-84	Baltimore	AHL	48	14	19	33	43	-	-	-	-	-
1983-84	PITTSBURGH	NHL	23	3	3	6	15	-	-	-	-	-
1984-84	Baltimore	AHL	44	26	13	39	55	15	8	6	14	24
1984-85	PITTSBURGH	NHL	6	0	2	2	2	-	-	-	-	-
PGH Totals			89	15	20	35	83	1	0	0	0	0

DENIS HERRON

Goaltender 5'11" 165 lbs.
 Age: 33 (June 18, 1952)
 Born: Chambly, Que.
 Catches: Left
 Acquired: Trade with Montreal in 1982
 Drafted: Pittsburgh's 3rd choice, 40th overall, in 1972 Amateur Draft



1984-85: Played in his 9th season with Pittsburgh posting a 4.65 goals against average (including one shutout) through 42 games, his most games played in a season since 1978-79....recorded three consecutive wins for the Pens on December 7 (at New York Rangers), December 8 (vs Calgary) and December 12 (vs New York Islanders), during the teams season high 5-game winning streak.

CAREER: Like a magnetic force centered at the Golden Triangle, wherever Denis had been traded, he eventually returns to Pittsburgh...drafted by the Pens in 1972, Denis played in a total of 26 games for the Pens over a three-year period before he was traded to Kansas City in 1975...returned to Pittsburgh during the summer of 1976, he played 3 full seasons with the Pens before being traded to Montreal in August of 1979...returned to Pittsburgh via a trade after playing 3 seasons with the Canadiens. His best year in the nets came in 1979-80 when he posted a 2.51 goals against average in 34 games for Montreal...in addition, he averaged 3 goals against through 5 playoff games.


PERSONAL: Denis and his wife Debbie make their home in Pittsburgh year-round with daughters Elissa (8) and Mandy (5). He enjoys working on radio controls for aircraft and boating in his spare time.

Season	Team	League	Regular Season					Playoffs				
			GP	MP	GA	SO	AVG	GP	MP	GA	SO	AVG
1972-73	PITTSBURGH	NHL	18	967	55	2	3.41	--	--	--	0	---
1972-73	Hershey	AHL	21	1185	63	0	3.19	4	240	16	0	4.00
1973-74	PITTSBURGH	NHL	5	260	18	0	4.15	--	--	--	0	---
1973-74	Salt Lake	WHL	9	530	32	0	3.62	--	--	--	0	---
1973-74	Hershey	AHL	17	967	52	0	3.22	4	242	7	0	1.73
1974-75	Hershey	AHL	12	615	45	0	4.39	--	--	--	0	---
1974-75	PITTSBURGH	NHL	3	108	11	0	6.11	--	--	--	0	---
1974-75	Kansas City	NHL	22	1280	80	0	3.75	--	--	--	0	---
1975-76	Kansas City	NHL	64	3620	243	0	4.03	--	--	--	0	---
1976-77	PITTSBURGH	NHL	34	1920	94	1	2.94	3	180	11	0	3.67
1977-78	PITTSBURGH	NHL	60	3534	210	0	3.57	--	--	--	0	---
1978-79	PITTSBURGH	NHL	56	3208	180	0	3.42	7	421	24	0	3.42
1979-80	Montreal	NHL	34	1909	80	0	2.51	5	300	15	0	3.00
1980-81	Montreal	NHL	25	1147	67	1	3.50	--	--	--	0	---
1981-82	Montreal	NHL	27	1547	68	3*	2.64	--	--	--	0	---
1982-83	PITTSBURGH	NHL	31	1707	151	1	5.31	--	--	--	0	---
1983-84	PITTSBURGH	NHL	38	2028	138	1	4.08	--	--	--	0	---
1984-85	PITTSBURGH	NHL	42	2193	170	1	4.65	--	--	--	0	---
NHL Totals			459254-									
			28 1565					10 3.69				
PGH Totals			287159-					15 901 50 0 3.33				
			25 1027					10 601 34 0 3.40				

Traded to **KANSAS CITY** by **PITTSBURGH** with Jean-Guy Lagace for Michel Plasse, January 10, 1975. Signed by **PITTSBURGH** as free agent, August 7, 1976. Traded to **MONTREAL** by **PITTSBURGH** with Pittsburgh's second round choice in 1982 Entry Draft for Pat Hughes and Robbie Holland, August 30, 1979. Traded to **PITTSBURGH** by **MONTREAL** for Pittsburgh's third round choice in the 1985 Entry Draft, September 15, 1982.

RANDY GEORGE (RANDY) HILLIER

Defense 6'0" 180 lbs.
 Age: 25 (March 30, 1960)
 Born: Toronto, Ont.
 Shoots: Right
 Acquired: Trade with Boston in 1984
 Drafted: Boston's 4th choice, 102nd over-all, in 1980 Entry Draft.



1984-85: Traded to Pittsburgh after the first game of the regular season, Randy was hampered with injuries during his first year with the Pens. In 45 games he scored 2 goals and 19 assists...scored the overtime goal on December 7 at Madison Square Garden against the Rangers. He missed a total of 21 games with an injury to his left shoulder...had an operation on December 21 to remove bone chips from shoulder...missed the last five games of the season with a sprained left knee.

CAREER: Drafted by Boston in 1980, Randy played junior hockey for the Sudbury Wolves of the OHL...was named to the 1979-80 OHL All Star Team and was the recipient of Sudbury's Best Defenseman Award during both years of junior. Randy spent the 1980-81 season playing for Boston's AHL affiliate in Springfield and split his time between Boston and Erie (AHL) during 1981-82. He starts the 1985-86 season with 3 full years of NHL play under his belt.


PERSONAL: Randy and his wife Heather spend most of the off season in Sudbury, Ontario. A big fan of the Toronto Blue Jays, Randy enjoys watching baseball, reading, golfing and playing touch football. He considers himself a defensive defenseman and lists most admired player during childhood as Bobby Orr. Credits Lou Angotti (Coach in Erie) along with his wife and family as the people who most helped his career.

Season	Team	League	Regular Season					Playoffs				
			GP	G	A	PTS	PIM	GP	G	A	PTS	PIM
1978-79	Sudbury	OHA	61	8	25	33	173	10	2	5	7	21
1979-80	Sudbury	OHA	60	16	49	65	143	9	3	6	9	14
1980-81	Springfield	AHL	64	3	17	20	105	6	0	2	2	36
1981-82	Erie	AHL	35	6	13	19	52	-	-	-	-	-
1981-82	Boston	NHL	25	0	8	8	29	8	0	1	1	16
1982-83	Boston	NHL	70	0	10	10	99	3	0	0	0	4
1983-84	Boston	NHL	69	3	12	15	125	-	-	-	-	-
1984-85	PITTSBURGH	NHL	45	2	19	21	56	-	-	-	-	-
NHL Totals			209 5 49 54 309					11 0 1 1 20				
PGH Totals			45 2 19 21 56					-				

Traded by **BOSTON** to **PITTSBURGH** for Pittsburgh's fourth round draft choice in 1985 Entry Draft, October 11, 1984.

JAMES ERIK (JIM) JOHNSON

Defense 6'0" 190 lbs.
 Age: 23 (August 9, 1962)
 Born: New Hope, Minn.
 Shoots: Left
 Acquired: Signed as Free Agent in 1985



1984-85: A teammate of Moe Mantha's on the 1985 United States National Team, Jim signed with Pittsburgh in June as a free agent out of the University of Minnesota-Duluth. A defensive defenseman, Jim currently holds the school record for total games played (174), penalties (193) and penalty minutes (402). Team Captain during his senior year, he recorded 7 goals and 29 assists in 47 games, his most productive season at UMD.


CAREER: Jim was named to the USHL North All Star Team while playing with the St. Paul Vulcans for the 1980-81 season before going to the University of Minnesota-Duluth where he played 40 or more games during each of his 4 years...UMD won the WCHA Title in 1984 before losing the NCAA Championship 5-4 in four overtimes to Bowling Green...after winning the WCHA title in 1985, UMD had a third place finish in the NCAA Tournament. Jim was selected as an Honorable Mention selection 3 years in the WCHA and was named to the All Academic team last year...he also played for the United States in the World Championships in Prague, Czechoslovakia in April.

PERSONAL: A native of New Hope, Minnesota, Jim likes the outdoors and enjoys fishing and hunting.

Season	Team	League	Regular Season					Playoffs				
			GP	G	A	PTS	PIM	GP	G	A	PTS	PIM
1981-82	UMD	WCHA	40	0	10	10	62	-	-	-	-	-
1982-83	UMD	WCHA	44	3	18	21	118	-	-	-	-	-
1983-84	UMD	WCHA	43	3	13	16	116	-	-	-	-	-
1984-85	UMD	WCHA	47	7	29	36	106	-	-	-	-	-

MARIO LEMIEUX

Center 6'4" 200 lbs.
 Age: 20 (October 5, 1965)
 Born: Montreal, Que.
 Shoots: Right
 Acquired: 1984 Entry Draft (1st round)
 Drafted: Pittsburgh's 1st choice, 1st over-all in 1984 Entry Draft



1984-85: Mario turned out to be everything that Pittsburgh management had hoped for during his first NHL season. Scoring on his first shot in the season opener at Boston against the Bruin's Pete Peeters, Mario finished the year with 100 points becoming only the third rookie in NHL history to score 100 or more points in one season. He is the first Penguin to be honored with the Calder Memorial Trophy (NHL Rookie of the Year Award). Mario was also named to the NHL All Rookie Team and his 2 goals and 1 assist earned him a new car as the Most Valuable Player in the All Star game in Calgary. During the season he scored points in 59 of his 73 games...scored points in 12 consecutive games...tied a club record with assists in 10 straight games...had 5 or more shots on goal in 14 games.


CAREER: While playing for Laval in the Quebec Major Junior Hockey League, Mario scored a record breaking 133 goals and 149 assists for 282 points in 70 games during the 1983-84 season. He scored at least one point in 61 consecutive games and was named the Canadian Major Junior Hockey Player of the Year. Mario played for Team Canada in the 1985 World Cup Championship where he scored 2 goals in their 2-1 upset win against the USSR. He was also named to the All Tournament Team.

PERSONAL: Single, Mario is an avid golfer and spends most of the off season on the golf course...he sponsors an annual charity golf tournament in Montreal. Brother Alain started the season with St. Louis but was traded to Quebec. His drawing power helped influence Montreal and Quebec to schedule pre-season games in the Province of Quebec.

Season	Team	League	Regular Season					Playoffs				
			GP	G	A	PTS	PIM	GP	G	A	PTS	PIM
1981-82	Laval	QMJHL	64	30	66	96	22	18	5	9	14	31
1982-83	Laval	QMJHL	66	84	100	184	76	12	14	18	32	18
1983-84	Laval	QMJHL	70	133*	149*	282*	92	14	29*	23*	52*	29
1984-85	PITTSBURGH	NHL	73	43	57	100	54	-	-	-	-	-
	NHL Totals		73	43	57	100	54	-	-	-	-	-
	PGH Totals		73	43	57	100	54	-	-	-	-	-

TROY LONEY

Left Wing 6'3" 215 lbs.
 Age: 22 (September 21, 1963)
 Born: Bow Island, Alta.
 Shoots: Left
 Acquired: 1982 Entry Draft (3rd round)
 Drafted: Pittsburgh's 3rd choice, 52nd over-all, in 1982 Entry Draft.



1984-85: Troy started the season in Baltimore (AHL) where he played 15 games for the Skipjacks scoring 4 goals and 2 assists. Recalled to Pittsburgh on November 16, he scored his first NHL goal on November 29 against Chicago's Murray Bannerman. His best goal scoring games came with 2 goals vs Edmonton on January 12 and another 2 goals vs Calgary on February 20. His best point night in the record book is January 21 when he scored 1 goal and 2 assists at Winnipeg. Troy finished the season watching his teammates from the stands as he missed the final 20 games with a fractured left ankle.


CAREER: Pittsburgh's 3rd choice in the 1982 Entry Draft, Troy played his junior hockey for Lethbridge of the WHL scoring a total of 77 goals and 80 assists in 214 games with the Broncos.

PERSONAL: Single, Troy spends the summer months at his home in Bow Island, Alberta...He lists his biggest thrill as a hockey player as scoring his first NHL goal.

Season	Team	League	Regular Season					Playoffs				
			GP	G	A	PTS	PIM	GP	G	A	PTS	PIM
1980-81	Lethbridge	WHL	71	18	13	31	100	9	2	3	5	14
1981-82	Lethbridge	WHL	71	26	33	59	152	12	3	3	6	10
1982-83	Lethbridge	WHL	72	33	34	67	156	20	10	7	17	43
1983-84	PITTSBURGH	NHL	13	0	0	0	9	-	-	-	-	-
1983-84	Baltimore	AHL	63	18	13	31	147	10	0	2	2	19
1984-85	PITTSBURGH	NHL	46	10	8	18	59	-	-	-	-	-
1984-85	Baltimore	AHL	15	4	2	6	25	-	-	-	-	-
NHL Totals			59	10	8	18	68	-	-	-	-	-
PGH Totals			59	10	8	18	68	-	-	-	-	-

MAURICE WILLIAM (MOE) MANTHA

Defense 6'2" 195 lbs.
 Age: 24 (January 21, 1961)
 Born: Lakewood, Ohio
 Shoots: Right
 Acquired: Trade with Winnipeg in 1984
 Drafted: Winnipeg's 2nd choice, 23rd overall in 1980 Entry Draft



1984-85: Moe led all Penguin defenders with 11 goals and 51 points in his first season with Pittsburgh. He recorded 3-point games on three occasions and scored two goals on November 17 at Los Angeles. One of Pittsburgh's steady backliners, Moe missed eight games in February with a bruised tailbone.

CAREER: Moe served as Captain of Team USA in the recent World Championship series. Winnipeg's 2nd choice in the 1980 Entry Draft, Moe played his junior hockey for the Toronto Marlboros in the OHA. In his first four pro seasons with Winnipeg, he split his time between the NHL and minor leagues...just completed his first full season in the NHL with Pittsburgh.

PERSONAL: Born in Cleveland, Ohio, Moe lists his biggest thrill as a hockey player as being named Captain and playing for Team USA in the World Championships...his father Moe Sr., currently a member of the Canadian Federal Government, also played in the AHL...during the summer months Moe and his wife Kathy reside in Sturgeon Falls, Ontario, where he works at the family business golf club...he enjoys golfing and fishing in his spare time and refinishes antiques as a hobby. He lists favorite movie, James Bond films...Favorite TV show, Mash and favorite singer, Bruce Springsteen...Roomed with Finnish defender Ville Siren during the newcomer's first professional camp in Pittsburgh.

Season	Team	League	Regular Season					Playoffs				
			GP	G	A	PTS	PIM	GP	G	A	PTS	PIM
1973-79	Toronto	OHA	68	10	38	48	57	4	0	2	2	11
1979-80	Toronto	OHA	58	8	38	46	86	-	-	-	-	-
1980-81	Winnipeg	NHL	58	2	23	25	35	-	-	-	-	-
1981-82	Tulsa	CHL	33	8	15	23	56	-	-	-	-	-
1981-82	Winnipeg	NHL	25	0	12	12	28	4	1	3	4	16
1982-83	Sherbrooke	AHL	13	1	4	5	13	-	-	-	-	-
1982-83	Winnipeg	NHL	21	2	7	9	6	2	2	2	4	0
1983-84	Sherbrooke	AHL	7	1	1	2	10	-	-	-	-	-
1983-84	Winnipeg	NHL	72	16	38	54	67	3	1	0	1	0
1984-85	PITTSBURGH	NHL	71	11	40	51	54	-	-	-	-	-
NHL Totals			247	31	120	151	190	9	4	5	9	16
PGH Totals			71	11	40	51	54	-	-	-	-	-

Traded to PITTSBURGH by WINNIPEG with Winnipeg's first round choice (Doug Bodger) in 1984 Entry Draft for Randy Carlyle on May 1, 1984. (Carlyle sent to Winnipeg on March 5, 1984)



JAMES (JIM) MCGEOUGH

Right Wing 5'8" 170 lbs.
 Age: 22 (April 13, 1963)
 Born: Regina, Sask.
 Shoots: Left
 Acquired: Trade with Washington in 1985
 Drafted: Washington's 6th choice, 110th over-all, in 1981 Entry Draft.


1984-85: Jim spent much of the season relocating as he played 11 games for the Washington Capitals and 57 games for their minor league affiliate in Binghamton (AHL) before he was traded to Pittsburgh on March 12 for Mark Taylor. He played the final 14 games of the season for the Pens scoring 4 assists.

CAREER: Drafted by Washington in 1981, Jim had only played 4 NHL games prior to the 1984-85 season. While playing junior, he scored an incredible 93 goals and 66 assists for 159 points in 71 games with Billings of the WHL...his second best scoring year came in 1982-83, when he recorded 76 goals and 56 assists in 72 games with Nanaimo.

PERSONAL: Jim and his wife Carrie make their off season home in Regina, Saskatchewan...he enjoys playing baseball and listening to country singer Willie Nelson.

Season	Team	League	Regular Season					Playoffs				
			GP	G	A	PTS	PIM	GP	G	A	PTS	PIM
1980-81	Regina	WHL	4	1	2	3	2	-	-	-	-	-
1980-81	Billings	WHL	67	49	42	91	139	5	2	5	7	15
1981-82	Billings	WHL	71	93*	66	159	142	5	2	1	3	4
1981-82	Washington	NHL	4	0	0	0	0	-	-	-	-	-
1982-83	Nanaimo	WHL	72	76	56	132	126	-	-	-	-	-
1982-83	Hershey	AHL	5	1	1	2	10	5	0	2	2	25
1983-84	Hershey	AHL	79	40	36	76	108	-	-	-	-	-
1984-85	Binghamton	AHL	57	32	21	53	26	-	-	-	-	-
1984-85	Washington	NHL	11	3	0	3	12	-	-	-	-	-
1984-85	PITTSBURGH	NHL	14	0	4	4	4	-	-	-	-	-
NHL Totals			29	3	4	7	16	-	-	-	-	-
PGH Totals			14	0	4	4	4	-	-	-	-	-

Traded by WASHINGTON to PITTSBURGH for Mark Taylor, March 12, 1985



GILLES MELOCHE

Goaltender 5'9" 185 lbs.
 Age: 35 (July 12, 1950)
 Born: Montreal, Que.
 Catches: Left
 Acquired: Trade with Edmonton in 1985
 Drafted: Chicago's 5th choice, 70th over-all in 1970 Amataeur Draft

1984-85: Traded to Edmonton at the conclusion of the season, Gilles played in 32 regular season games for the Minnesota North Stars posting a 3.80 goals against average. One of the outstanding goalies in the 1985 playoffs, he again recorded a 3.80 average through 8 games, including a shutout.

CAREER: With 14 full seasons of NHL experience under his belt, Gilles comes to Pittsburgh having played the last seven years for the North Stars including six consecutive years of playoff competition. Recorded his best season in 1979-80 when he played in 54 games posting a 3.06 goals against average with Minnesota.

PERSONAL: Gilles and his wife Nicole are the parents of two children, Eric (9) and Annie (5). Playing in the 1980-81 Stanley Cup Finals was his most memorable experience as a player. He enjoys reading spy books in his spare time.

Season	Team	League	Regular Season				Playoffs								
			GP	MP	GA	SO AVG	GP	MP	GA	SO AVG					
1970-71	Chicago	NHL	2	120	6	0 3.00	-	-	-	-					
1970-71	Flint	IHL	33	1866	104	2 3.34	3	183	11	0 3.61					
1971-72	California	NHL	56	3121	173	4 3.33	-	-	-	-					
1972-73	California	NHL	59	3473	235	1 4.06	-	-	-	-					
1973-74	California	NHL	47	2800	198	1 4.24	-	-	-	-					
1974-75	California	NHL	47	2771	186	1 4.03	-	-	-	-					
1975-76	California	NHL	41	2440	140	1 3.44	-	-	-	-					
1976-77	Cleveland	NHL	51	2961	171	2 3.47	-	-	-	-					
1970-71	Cleveland	NHL	54	3100	195	1 3.77	-	-	-	-					
1978-79	Minnesota	NHL	53	3118	173	2 3.33	-	-	-	-					
1979-80	Minnesota	NHL	54	3141	160	1 3.06	11	564	34	1 3.62					
1980-81	Minnesota	NHL	38	2215	120	2 3.25	13	802	47	0 3.52					
1981-82	Minnesota	NHL	51	3026	175	1 3.47	4	184	8	0 2.61					
1982-83	Minnesota	NHL	47	2689	160	1 3.57	5	319	18	0 3.38					
1983-84	Minnesota	NHL	52	2883	201	2 4.18	4	200	11	0 3.30					
1984-85	Minnesota	NHL	32	1817	115	0 3.80	8	395	25	1 3.80					
NHL Totals			684	396-			75	2408	20	3.64	45	2464	143	2	3.48

Traded to CALIFORNIA by CHICAGO with Paul Shmyr for Gerry Desjardins, October 18, 1971. Protected by MINNESOTA prior to Cleveland-Minnesota Desipersal Draft, June 15, 1978. Traded by EDMONTON to PITTSBURGH for Tim Hrynewich and Marty McSorley, September 12, 1985.

THEODORE JOHN (Ted) NOLAN

Left Wing 6'0" 185 lbs.
 Age: 27 (April 7, 1958)
 Born: Sault Ste. Marie, Ont.
 Shoots: Left
 Acquired: Trade with Buffalo in 1985
 Drafted: Detroit's 7th choice, 78th over-all, in 1978 Amateur Draft




1984-85: A newcomer to the Penguins lineup, Ted signed with Buffalo as a free agent prior to the 1984-85 season and spent the year playing with Rochester of the AHL...named team captain at the halfway mark of the season. He registered his best professional scoring output with 62 points in 65 games...scored three 2-goal games and 14 multi-point games during the season. He scored his 250th AHL point on January 18 against Baltimore and his 100th AHL goal on December 29 against Adirondack. During the second half of the season he had a 13-game scoring streak.

CAREER: Played two years of junior with Sault Ste. Marie of the Ontario Hockey League...only NHL experience came during the 1981-82 and 1983-84 seasons when he played a total of 60 games for the Detroit Red Wings...was a member of the 1979 Calder Cup Champions while playing with Adirondack.

Season	Team	League	Regular Season					Playoffs				
			GP	G	A	PTS	PIM	GP	G	A	PTS	PIM
1976-77	S. S. Marie	OHA	60	8	16	24	109	9	1	2	3	19
1977-78	S. S. Marie	OHA	66	14	30	44	106	13	1	3	4	20
1978-79	Kansas City	CHL	73	12	38	50	66	4	1	2	3	0
1979-80	Adirondack	AHL	75	16	24	40	106	5	0	1	1	0
1980-81	Adirondack	AHL	76	22	28	50	86	18	6	10	16	11
1981-82	Adirondack	AHL	39	12	18	30	81	-	-	-	-	-
1981-82	Detroit	NHL	41	4	13	17	45	-	-	-	-	-
1982-83	Adirondack	AHL	78	24	40	64	103	6	2	5	7	14
1983-84	Detroit	NHL	19	1	2	3	26	-	-	-	-	-
1983-84	Adirondack	AHL	31	10	16	26	76	7	2	3	5	18
1984-85	Rochester	AHL	66	28	34	62	152	5	4	0	4	18
PGH Totals			60	5	15	20	71	-	-	-	-	-

THOMAS PATRICK (TOM) O'REGAN

Center 5'10" 180 lbs.
 Age: 23 (December 29, 1961)
 Born: Cambridge, Mass.
 Shoots: Left
 Acquired: Signed as Free Agent in 1983



1984-85: Tom suffered a knee injury during the Pens training camp and missed the first month of the season. Assigned to Baltimore on November 23, he finished third in team scoring with 56 points in 62 games. He led the Skipjacks with a 14 game point streak, only two games shy of the club record. His top effort was a 4-point game on March 2 with 3 goals and 1 assist. During the season he tallied six 3-point games. He played in the last game of the season for the Pens.


CAREER: Signed as a free agent in 1983 out of Boston University. Captured All Star honors while playing for Boston U. Broke into the NHL during 1983-84, dividing his time between Pittsburgh and Baltimore.

PERSONAL: Single, Tom is a native of Cambridge, Mass...works in marketing during the off season...enjoys fishing and golfing. Lists favorite movie, "The Godfather"...favorite TV shows, 60 Minutes and Miami Vice...enjoys reading Robert Ludlum Books and listening to Jazz music.

Season	Team	League	Regular Season					Playoffs				
			GP	G	A	PTS	PIM	GP	G	A	PTS	PIM
1981-82	Boston U.	ECAC	28	18	34	52	67	-	-	-	-	-
1982-83	Boston U.	ECAC	27	15	17	32	43	-	-	-	-	-
1983-84	Baltimore	AHL	25	13	14	27	15	-	-	-	-	-
1983-84	PITTSBURGH	NHL	51	4	10	14	8	-	-	-	-	-
1984-85	Baltimore	AHL	62	28	38	56	62	15	4	5	9	10
1984-85	PITTSBURGH	NHL	1	0	0	0	0	-	-	-	-	-
NHL Totals			52	4	10	14	8	-	-	-	-	-
PGH Totals			52	4	10	14	8	-	-	-	-	-

ROBERTO ROMANO

Goaltender 5'6" 170 lbs.
 Age: 23 (October 10, 1962)
 Born: Montreal, Que.
 Catches: Left
 Acquired: Signed as free agent in 1982



1984-85: Roberto started the season in Baltimore playing 12 games and registering a 3.67 goals against average...recalled to Pittsburgh on November 28, he played a total of 31 games with the Pens and recorded a 4.42 average...had back-to-back home wins on December 26 vs New York Islanders and a 4-0 shutout on December 28 vs Hartford...missed 3 games in early December with a sprained right knee and 3 games in January with a sprained left thumb.


CAREER: Signed by Pittsburgh as a free agent in 1982, Roberto split his time between Baltimore (AHL) and Pittsburgh during his first three pro seasons...has two NHL shutouts to his credit.

PERSONAL: Single, Roberto spends the off season at his home in Montreal...enjoys playing guitar, softball and working out with Nautilus.

Season	Team	League	Regular Season					Playoffs				
			GP	MP	GA	SO	AVG	GP	MP	GA	SO	AVG
1979-80	Quebec	QMJHL	52	2411	183	0	4.55	3	150	12	0	4.80
1980-81	Quebec	QMJHL	59	3174	233	0	4.40	4	164	18	0	6.59
1981-82	Hull	QMJHL	56	3090	194	1	3.77	13	760	50	0	3.95
1982-83	PITTSBURGH	NHL	3	155	18	0	6.98	--	--	--	--	--
1982-83	Baltimore	AHL	38	2163	146	0	4.05	--	--	--	--	--
1983-84	PITTSBURGH	NHL	18	1020	78	1	4.59	--	--	--	--	--
1983-84	Baltimore	AHL	31	1759	106	0	3.62	9	544	36	0	3.97
1984-85	PITTSBURGH	NHL	31	1629	120	1	4.42	--	--	--	--	--
1984-85	Baltimore	AHL	12	719	44	0	3.67	--	--	--	--	--
NHL Totals			52	2804	216	2	4.62	--	--	--	--	--
PGH Totals			52	2804	216	2	4.62	--	--	--	--	--

TERRY WALLACE (TERRY) RUSKOWSKI

Center 5'9" 180 lbs.
 Age: 30 (December 31, 1954)
 Born: Prince Albert, Saskatchewan
 Shoots: Left
 Acquired: Signed as Free Agent in 1985
 Drafted: Chicago's 4th choice, 70th over-all, in 1974 Amateur Draft



1984-85: A player with great leadership qualities, Terry served as captain of the Los Angeles Kings for the past two seasons...had a 3-point game on February 5 vs New York Rangers with 1 goal and 2 assists...best scoring streak of season was 10 points in 7 games...played in all but 2 games of regular season.

CAREER: Played five years in the WHA, four years with Houston and one year with Winnipeg...was a member of the Avco Cup Champions with Houston in 1975-76 and Winnipeg in 1978-79...broke into the NHL ranks in 1979-80 with Chicago and played 3 full seasons with the Black Hawks before being traded to Los Angeles five games into the 1982-83 season. Starting the 1985-86 season with Pittsburgh will mark his 12th year of professional hockey.

PERSONAL: Terry and his wife Carol have a daughter, Jill (3) and are expecting their second child in December. He enjoys playing golf, reading Agatha Christie books and listening to ZZ Top and Styx...Nickname, "Roscoe".

Season	Team	League	Regular Season					Playoffs				
			GP	G	A	PTS	PIM	GP	G	A	PTS	PIM
1972-73	S. Current	WHL	53	25	64	89	136	--	--	--	--	--
1973-74	S. Current	WHL	68	40	93	133	243	13	5	23*	28	23
1974-75	Houston	WHA	71	10	36	46	134	13	4	2	6	15
1975-76	Houston	WHA	65	14	35	49	100	16	6	10	16	64*
1976-77	Houston	WHA	80	24	60	84	146	11	6	11	17	67*
1977-78	Houston	WHA	78	15	57	72	170	4	1	1	2	5
1978-79	Winnipeg	WHA	75	20	66	86	211	8	1	12*	13	23
1979-80	Chicago	NHL	74	15	55	70	252	4	0	0	0	22
1980-81	Chicago	NHL	72	8	51	59	225	3	0	2	2	11
1981-82	Chicago	NHL	60	7	30	37	120	11	1	2	3	53
1982-83	Chicago	NHL	5	0	2	2	12	--	--	--	--	--
1982-83	Los Angeles	NHL	71	14	30	44	127	--	--	--	--	--
1983-84	Los Angeles	NHL	77	7	25	32	89	--	--	--	--	--
1984-85	Los Angeles	NHL	78	16	33	49	144	3	0	2	2	0
NHL Totals			437	67	226	293	969	21	1	6	7	86

Reclaimed by **CHICAGO** from **WINNIPEG** prior to Expansion Draft, June 9, 1979. Traded to **LOS ANGELES** by **CHICAGO** for Larry Goodenough and Los Angeles' third round choice (Trent Yawney) in the 1984 Entry Draft, October 24, 1982.



NORM SCHMIDT

Defense 5'11" 190 lbs.
 Age: 22 (January 24, 1963)
 Born: Sault Ste, Marie, Ontario
 Shoots: Right
 Acquired: 1981 Entry Draft (4th Round)
 Drafted: Pittsburgh's 3rd choice, 70th overall, in 1981 Entry Draft

1984-85: Unlucky would be the best word to describe the 1984-85 season for Norm. Sent to Baltimore on October 12 for a little more work on his game, Norm played in 33 games with the Skipjacks scoring 22 assists before a collision along the boards on December 28 sidelined him for the remainder of the season with a knee injury.

CAREER: Pittsburgh's 3rd choice in the 1981 Entry Draft, Norm's NHL experience is limited to the 1983-84 season when he played in 34 games for the Pens scoring 6 goals and 12 assists. He spent 3 seasons with the Oshawa Generals of the OHA and was selected an OHA First Team All Star in 1980 and 1982 before turning pro.

PERSONAL: Single, Norms spends the summer months at his home in Sault Ste. Marie, Ontario. He enjoys playing golf and baseball and lists auto mechanics as a hobby.

Season	Team	League	Regular Season					Playoffs				
			GP	G	A	PTS	PIM	GP	G	A	PTS	PIM
1980-81	Oshawa	OHA	65	12	25	37	73	11	2	5	7	25
1981-82	Oshawa	OHL	67	13	48	61	172	12	6	10	16	45
1982-83	Oshawa	OHL	61	21	49	70	114	17	4	16	20	47
1983-84	Baltimore	AHL	43	4	12	16	31	-	-	-	-	-
1984-85	PITTSBURGH	NHL	34	6	12	18	12	-	-	-	-	-
1984-85	Baltimore	AHL	33	0	22	22	31	-	-	-	-	-
NHL Totals			34	6	12	18	12	-	-	-	-	-
PGH Totals			34	6	12	18	12	-	-	-	-	-



DOUGLAS (DOUG) SHEDDEN

Right Wing 6'0" 185 lbs.
 Age: 24 (April 29, 1961)
 Born: Wallaceburg, Ontario
 Shoots: Right
 Acquired: 1980 Entry Draft (5th round)
 Drafted: Pittsburgh's 5th choice, 93rd over-all, in 1980 Entry Draft

1984-85: Doug had his most productive goal scoring season with an NHL career high 35 goals...finished third in team scoring with 67 points on 35 goals and 32 assists...tied his point total of 1982-83 for his best scoring output...had three 3-point games (Nov. 16 at Vancouver 1 + 2, Jan. 19 vs Chicago 0 + 3, Feb. 27 vs Winnipeg 2 + 1)...pointless in the first two games of the season, he then scored at least one point in 11 of the next 13 games...his scoring touch slacked off during the last six weeks of the season when he scored two goals in the final 20 games...Doug was one of only two players to play in all 80 regular season games for the Pens.


CAREER: Drafted by Pittsburgh in 1980, Doug is starting his fifth pro season...played 4 years of junior hockey in the OHA...spent his first pro season splitting time between Erie (AHL) and Pittsburgh...has three full NHL seasons under his belt.

PERSONAL: Doug is single and enjoys fishing and golfing during the off-season...he also runs a summer hockey school in Barrie, Ontario...likes to read Sidney Sheldon and Robert Ludlum books and listen to Neil Diamond music.

Season	Team	League	Regular Season					Playoffs				
			GP	G	A	PTS	PIM	GP	G	A	PTS	PIM
1979-80	Kitchener	OHA	16	10	16	26	26	-	-	-	-	-
1979-80	S. S. Marie	OHA	45	30	44	74	59	-	-	-	-	-
1980-81	S. S. Marie	OHA	66	51	72	123	114	19	16	22	38	10
1981-82	PITTSBURGH	NHL	38	10	15	25	12	-	-	-	-	-
1982-83	PITTSBURGH	NHL	80	24	43	67	54	-	-	-	-	-
1983-84	PITTSBURGH	NHL	80	35	32	67	30	-	-	-	-	-
NHL Totals			265	91	125	216	116	-	-	-	-	-
PGH Totals			265	91	125	216	116	-	-	-	-	-

CRAIG SIMPSON

Center 6'2" 195 lbs.
 Age: 18 (February 15, 1967)
 Born: London, Ontario
 Shoots: Right
 Acquired: 1985 Entry Draft (1st round)
 Drafted: Pittsburgh's 1st choice, 2nd over-all, in 1985 Entry Draft



1984-85: General Manager Ed Johnston never looked happier than he did at the 1985 Entry Draft when the first pick was announced and reality told him that Craig Simpson would wear a Penguin uniform. Chosen 2nd overall in the draft by Pittsburgh, Craig led the Central Collegiate Hockey Association in scoring last year with 31 goals and 53 assists in 42 games with Michigan State. He helped lead the Spartans to the CCHA regular season and playoff titles.


CAREER: During his sophomore year at MSU, Craig was named to the CCHA First All American Team, CCHA All Tournament Team, CCHA Titan All American TEAM and captured CCHA Player of the Week honors on two occasions. He was also a finalist for the Hobey Baker Award (Outstanding College Hockey Player).

PERSONAL: A business administration major at MSU, Craig plans to continue his education in Pittsburgh. His brother Dave, drafted by the New York Islanders in 1980, also signed a contract with Pittsburgh during the summer...his mother was a member of Canada's 1952 Women's Track Team. Craig enjoys playing golf and tennis during the off season...nicknamed "Simmer".

Season	Team	League	Regular Season					Playoffs				
			GP	G	A	PTS	PIM	GP	G	A	PTS	PIM
1983-84	Michigan St.	CCHA	30	8	28	36	22	-	-	-	--	--
1984-85	Michigan St.	CCHA	32	24	45	69	29	10	7	8	15	--

VILLE JUSSI SIREN (SEAR-IN)

Defense 6'1" 185 lbs.
 Age: 21 (February 11, 1964)
 Born: Tampere, Finland
 Shoots: Left
 Acquired: Trade with Hartford in 1984
 Drafted: Hartford's 3rd choice, 23rd overall in 1983 Entry Draft



1984-85: An excellent passer who likes to carry the puck up ice, Ville played for Ilves, a Division 1 team in the Finnish Elite League where he scored 11 goals and 13 assists in 36 games. He also played for the Finnish National Team at the World Championships in Prague, Czechoslovakia, where he competed against Penguin teammates Moe Mantha and Jimmy Johnson representing the United States and Mario Lemieux who was playing for Canada.

CAREER: Ville has played for the Finnish Junior National Team during the 1982-83 and 1983-84 seasons...his team won the silver medal in 1984 at the Junior World Championships...also a member of the Finnish Championship Team in 1985.

PERSONAL: Serving a 9-month enlistment in the Finnish Army, Ville was unable to join the Pens until the 1985-86 season...single, Ville is a native of Tampere, Finland...he enjoys reading, playing tennis and likes James Bond movies.

Season	Team	League	Regular Season					Playoffs				
			GP	G	A	PTS	PIM	GP	G	A	PTS	PIM
1984-85	Ilves	Finland	36	11	13	24						

Traded to **PITTSBURGH**, by **HARTFORD** for Pat Boutette, November 16, 1984

BALTIMORE SKIPJACKS HOCKEY CLUB

Civic Center—Suite 412
201 W. Baltimore Street
Baltimore, MD 21201
(301) 727-0703

President	Robert A. Pinkner
Vice-President	William Sullivan
Secretary	James S. Watson
Treasurer	Barton S. Mitchell
Treasurer	John M. Haas
Alternate Governor	Ken Schinkel
Executive Vice-President	Walter R. Freeman, Jr.
Director of Media Relations	Walt Gutowski
Coach	Gene Ubriaco
Trainer	Tim Ringler
Assistant Trainer	Bill Brown

The Baltimore Skipjacks of the American Hockey League will again serve as the Penguins minor league affiliate for the 1985-86 season.


Last year, for the first time in the club's 3-year history, the Jacks advanced to the Calder Cup finals. Defeating Rochester 4-1 in the preliminary round of the playoffs, the Jacks then advanced to the semi-finals dominating Binghamton 4-0 before losing 2-4 to the Sherbrooke Canadiens in the final round.

The Jacks finished the 1984-85 season in second place in the Southern Division with a 45-27-8 record, the second best record in the AHL last year. In addition, the Jacks set a professional hockey record with 16 consecutive wins breaking the 41 year old AHL record of 11 wins and the NHL record of 15 set in 1981-82 by the NY Islanders.


In 1983-84, Baltimore captured the Southern Division Championship with the best record in the League at 46-24-10 and 102 points. They advanced to the semi-finals of the Calder Cup Playoffs but were defeated by the Rochester Americans in 6 games (2-4).

Under the guidance of Coach Gene "Ubie" Ubriaco for the past two seasons, the Jacks have recorded more wins than any AHL team during that time period. Gene was named AHL Coach of the Year at the conclusion of the 1983-84 season for his teams accomplishments.

A member of the original Penguins from 1967 to 1969, Gene will return for his third season behind the Skipjacks bench.



Robert A. Pinkner
President



Gene Ubriaco
Coach

BALTIMORE SKIPJACKS 1985-86 SCHEDULE

Thu. Oct. 10	VS ADIRONDACK	Sat. Jan. 11	at Springfield
Sun. Oct. 13	VS HERSHEY (2:00 PM)	Sun. Jan. 12	at Nova Scotia (6:00 PM)
Wed. Oct. 16	at Binghamton	Wed. Jan. 15	at Moncton
Fri. Oct. 18	VS ST. CATHERINES	Thu. Jan. 16	at Fredericton
Sun. Oct. 20	VS BINGHAMTON (2:00 PM)	Fri. Jan. 17	at Rochester
Wed. Oct. 23	at Hershey	Sun. Jan. 19	at St. Catherines
Sat. Oct. 26	VS ST. CATHERINES	Wed. Jan. 22	at Hershey
Sun. Oct. 27	at Hershey (7:00 PM)	Sat. Jan. 25	VS ST. CATHERINES
Wed. Oct. 30	VS FREDERICTON	Wed. Jan. 29	VS ROCHESTER
Sun. Nov. 3	VS NEW HAVEN	Fri. Jan. 31	VS HERSHEY
Wed. Nov. 6	at Hershey	Sat. Feb. 1	at Hershey
Fri. Nov. 8	at New Haven	Sun. Feb. 2	VS SPRINGFIELD
Sat. Nov. 9	at Maine	Wed. Feb. 5	at Adirondack
Sun. Nov. 10	at Sherbrooke (7:00 PM)	Fri. Feb. 7	VS MAINE
Wed. Nov. 13	VS ST. CATHERINES	Sun. Feb. 9	VS HERSHEY (2:00 PM)
Fri. Nov. 15	VS ADIRONDACK	Wed. Feb. 12	VS BINGHAMTON
Sat. Nov. 16	at Binghamton	Fri. Feb. 14	at Binghamton
Sun. Nov. 17	VS BINGHAMTON (7:00 PM)	Sat. Feb. 15	VS ROCHESTER
Fri. Nov. 22	at Springfield	Wed. Feb. 19	VS BINGHAMTON
Sat. Nov. 23	at Adirondack	Fri. Feb. 21	at Rochester
Mon. Nov. 25	VS FREDERICTON	Sun. Feb. 23	at St. Catherines
Wed. Nov. 27	VS ROCHESTER	Wed. Feb. 26	VS SHERBROOKE
Fri. Nov. 29	at Rochester	Fri. Feb. 28	VS ROCHESTER
Sun. Dec. 1	at St. Catherines	Sun. Mar. 2	VS MONCTON
Wed. Dec. 4	at Rochester	Tue. Mar. 4	VS HERSHEY
Fri. Dec. 6	VS HERSHEY	Thu. Mar. 6	VS NOVA SCOTIA
Sat. Dec. 7	at Hershey	Sat. Mar. 8	at Springfield
Wed. Dec. 11	VS NEW HAVEN	Sun. Mar. 9	at Sherbrooke (7:00 PM)
Fri. Dec. 13	at Binghamton	Thu. Mar. 13	at Moncton
Sat. Dec. 14	at Maine	Sat. Mar. 15	at Fredericton (7:00 PM)
Wed. Dec. 18	VS NEW HAVEN	Sun. Mar. 16	at Nova Scotia (3:00 PM)
Fri. Dec. 20	at Rochester	Fri. Mar. 21	at New Haven
Sun. Dec. 22	at St. Catherines	Sun. Mar. 23	at St. Catherines
Fri. Dec. 27	VS MAINE	Wed. Mar. 26	VS NOVA SCOTIA
Sat. Dec. 28	at Binghamton	Fri. Mar. 28	VS SPRINGFIELD
Sun. Dec. 29	VS HERSHEY	Sun. Mar. 30	VS BINGHAMTON (2:00 PM)
Tue. Dec. 31	VS SHERBROOKE (7:00 PM)	Wed. Apr. 2	VS ROCHESTER
Fri. Jan. 3	VS MONCTON	Fri. Apr. 4	VS ST. CATHERINES
Sun. Jan. 5	VS HERSHEY (1:00 PM)	Sat. Apr. 5	at Hershey
Fri. Jan. 10	at New Haven	Sun. Apr. 6	VS SPRINGFIELD (1:00 PM)

All games at 7:30 PM, unless otherwise noted.

IN THE SYSTEM

STEVE EDWARD (STEVE) CARLSON

Center 6'3" 180 lbs.
 Age: 30 (August 26, 1955)
 Born: Virginia, Minn.
 Shoots: Right
 Acquired: Signed as Free Agent in 1983
 Drafted: Detroit's 10th choice, 131st over-all, in 1975 Amateur Draft.



Season	Team	League	Regular Season					Playoffs					
			GP	G	A	PTS	PIM	GP	G	A	PTS	PIM	
1973-74	Marquette	USHL	42	34	45	79	77	-	-	-	-	-	-
1974-75	Johnstown	NAHL	70	34	45	79	77	-	-	-	-	-	-
1975-76	Johnstown	NAHL	40	22	24	46	55	9	5	4	9	6	
1975-76	Minnesota	WHA	10	0	1	1	23	-	-	-	-	-	
1976-77	Minnesota	WHA	21	5	8	13	8	-	-	-	-	-	
1976-77	New England	WHA	31	4	9	13	40	5	0	0	0	9	
1977-78	Springfield	AHL	37	21	15	36	48	-	-	-	-	-	
1977-78	New England	WHA	38	6	7	13	11	13	2	7	9	2	
1978-79	Edmonton	WHA	73	18	22	40	50	11	1	1	2	12	
1979-80	Los Angeles	NHL	52	9	12	21	23	4	1	1	2	7	
1980-81	Houston	CHL	27	13	21	34	29	-	-	-	-	-	
1980-81	Springfield	AHL	32	10	14	24	44	7	2	2	4	39	
1981-82	Nashville	CHL	59	23	39	62	63	-	-	-	-	-	
1982-83	Birmingham	CHL	69	25	42	67	73	9	1	4	5	4	
1983-84	Baltimore	AHL	63	9	30	39	70	10	7	3	10	8	
1984-85	Baltimore	AHL	76	18	29	47	69	15	2	6	8	4	
NHL Totals			52	9	12	21	23	4	1	1	2	7	

Rights transferred to **LOS ANGELES** by **DETROIT** for Steve Short, December 6, 1978. Reclaimed by **LOS ANGELES** from **EDMONTON** prior to Expansion Draft, June 9, 1979. Claimed by **LOS ANGELES** as fill in Expansion Draft, June 13, 1979. Signed as free agent by **MINNESOTA**, August 9, 1982. Signed as free agent by **PITTSBURGH**, August 15, 1983.

COLIN CRAIG (Colin) CHIN

Center 5'8" 164 lbs.
 Age: 24 (August 28, 1961)
 Born: Ft. Wayne, Ind.
 Shoots: Left
 Acquired: Signed as free agent in 1985



Season	Team	League	Regular Season					Playoffs				
			GP	G	A	PTS	PIM	GP	G	A	PTS	PIM
1984-85	U. Ill.-Chi.	WCHA	30	17	33	50	14	-	-	-	-	-
PGH Totals			89	15	20	35	83	1	0	0	0	0

JEFF COOPER

Center 5'10" 170 lbs.
 Age: 23 (June 12, 1962)
 Born: Ottawa, Ontario
 Shoots: Left
 Acquired: Signed as Free Agent in 1985



Season	Team	League	Regular Season					Playoffs				
			GP	G	A	PTS	PIM	GP	G	A	PTS	PIM
1984-85	Colgate	ECAC	31	17	110	3	3.71	--	--	--	--	--

RANDY WILLIAM (Randy) CUNNEYWORTH

Left Wing 6'0" 180 lbs.
 Age: 24 (May 10, 1961)
 Born: Etobicoke, Ont.
 Shoots: Left
 Acquired: Trade with Buffalo in 1985
 Drafted: Buffalo's 9th choice, 167th over-all, in 1980 Entry Draft



Season	Team	League	Regular Season					Playoffs				
			GP	G	A	PTS	PIM	GP	G	A	PTS	PIM
1979-80	Ottawa	OHA	63	16	25	41	145	11	0	1	1	13
1980-81	Ottawa	OHA	67	54	74	128	240	15	5	8	13	35
1980-81	Buffalo	NHL	1	0	0	0	2	-	-	-	-	-
1980-81	Rochester	AHL	1	0	1	1	2	-	-	-	-	-
1981-82	Buffalo	NHL	20	2	4	6	47	-	-	-	-	-
1981-82	Rochester	AHL	57	12	15	27	86	9	4	0	4	30
1982-83	Rochester	AHL	78	23	33	56	111	16	4	4	8	35
1983-84	Rochester	AHL	54	18	17	35	85	17	5	5	10	55
1984-85	Rochester	AHL	72	30	38	68	148	5	2	1	3	6
NHL Totals			21	2	4	6	49	-	-	-	-	-

CHRIS DAHLQUIST

Defense 6'1" 198 lbs.
 Age: 22 (December 14, 1962)
 Born: Fridley, Minn.
 Shoots: Left
 Acquired: Signed as free agent in 1985



Season	Team	League	Regular Season					Playoffs				
			GP	G	A	PTS	PIM	GP	G	A	PTS	PIM
1984-85	Lake Superior	CCHA	32	4	10	14	18	-	-	-	-	-

JOHN DEL COL

Defense 5'10" 190 lbs.
 Age: 20 (May 11, 1965)
 Born: St. Chaterines, Ont.
 Shoots: Left
 Acquired: 1984 Entry Draft (9th round)
 Drafted: Pittsburgh's 7th choice, 169th over-all, in 1984 Entry Draft



Season	Team	League	Regular Season					Playoffs				
			GP	G	A	PTS	PIM	GP	G	A	PTS	PIM
1982-83	St. Catherine	Jr. B	36	32	32	64	65	-	-	-	-	-
1983-84	Toronto	OHL	67	22	24	46	94	-	-	-	-	-
1984-85	Toronto	OHL	62	34	36	70	76	5	1	2	3	8

BOB ERREY

Left Wing 5'10" 185 lbs.
 Age: 21 (September 21, 1964)
 Born: Montreal, Quebec
 Shoots: Left
 Acquired: 1983 Entry Draft (1st Rd)
 Drafted: Pittsburgh's 1st choice, 15th over-all, 1983 Entry Draft



Season	Team	League	Regular Season					Playoffs				
			GP	G	A	PTS	PIM	GP	G	A	PTS	PIM
1981-82	Peterborough	OHL	68	29	31	60	39	9	3	1	4	9
1982-83	Peterborough	OHL	67	53	47	100	74	4	1	3	4	7
1983-84	PITTSBURGH	NHL	65	9	13	22	29	-	-	-	-	-
1984-85	PITTSBURGH	NHL	16	0	2	2	7	-	-	-	-	-
1984-85	Baltimore	AHL	59	17	24	41	14	8	3	4	7	11
NHL Totals			81	9	15	24	36	-	-	-	-	-
PGH Totals			81	9	15	24	36	-	-	-	-	-

BRIAN FORD

Goaltender 5'10" 170 lbs.
 Age: 24 (September 22, 1961)
 Born: Edmonton, Alta.
 Catches: Left
 Acquired: Trade with Quebec in 1985



Season	Team	League	Regular Season				Playoffs			
			GP	MP	GA	SO AVG	GP	MP	GA	SO AVG
1980-81	Billings	WHL	44	2435	204	0 5.03	-	-	-	-
1981-82	Billings	WHL	53	2791	256	0 5.50	5	226	26	0 5.86
1982-83	Carolina	ACHL	4	203	7	0 2.07	-	-	-	-
1982-83	Fredericton	AHL	27	1443	84	0 3.49	1	11	1	0 5.56
1983-84	Quebec	NHL	3	123	13	0 6.34	-	-	-	-
1983-84	Fredericton	AHL	36	2132	105	2 2.96	4	223	18	0 4.84
1984-85	Muskegon	IHL	22	1321	59	0 2.68	-	-	-	-
1984-85	Baltimore	AHL	6	363	21	0 3.47	-	-	-	-
1984-85	PITTSBURGH	NHL	8	457	48	0 6.30	-	-	-	-
NHL Totals			11	580	61	0 6.31	-	-	-	-
PGH Totals			8	457	48	0 6.30	-	-	-	-

Signed as free agent by QUEBEC, August 1, 1982. Traded to PITTSBURGH by QUEBEC for Tom Thornbury, February 19, 1985

DAVE GOERTZ

Defense 5'11" 210 lbs.
 Age: 20 (March 28, 1965)
 Born: Edmonton, Alta.
 Shoots: Right
 Acquired: 1983 Entry Draft (12th round)
 Drafted: Pittsburgh's 10th choice, 212th overall, in 1983 Entry Draft



Season	Team	League	Regular Season					Playoffs				
			GP	G	A	PTS	PIM	GP	G	A	PTS	PIM
1981-82	Regina	WHL	67	5	19	24	181	19	1	2	3	61
1982-83	Regina	WHL	69	4	22	26	132	5	0	2	2	9
1983-84	Pr. Albert	WHL	60	13	47	60	111	5	2	3	5	0
1984-85	Pr. Albert	WHL	48	3	48	51	62	-	-	-	-	-
1983-84	Baltimore	AHL	1	0	0	0	0	-	-	-	-	-
1984-85	Baltimore	AHL	-	-	-	-	-	2	0	2	2	0

DAVID (DAVE) HANNAN

Center 5'10" 175 lbs.
 Age: 24 (November 26, 1961)
 Born: Sudbury, Ont.
 Shoots: Left
 Acquired: 1981 Entry Draft (10th round)
 Drafted: Pittsburgh's 9th choice, 196th overall, in 1981 Entry Draft.



Season	Team	League	Regular Season					Playoffs				
			GP	G	A	PTS	PIM	GP	G	A	PTS	PIM
1981-82	Erie	AHL	76	33	37	70	129	-	-	-	-	-
1981-82	PITTSBURGH	NHL	1	0	0	0	0	-	-	-	-	-
1982-83	Baltimore	AHL	5	2	2	4	13	-	-	-	-	-
1982-83	PITTSBURGH	NHL	74	11	22	33	127	-	-	-	-	-
1983-84	Baltimore	AHL	47	18	24	42	98	10	2	6	8	27
1983-84	PITTSBURGH	NHL	24	2	3	5	33	-	-	-	-	-
1984-85	Baltimore	AHL	49	20	25	45	91	-	-	-	-	-
1984-85	PITTSBURGH	NHL	30	6	7	13	43	-	-	-	-	-
NHL Totals			129	19	32	51	203	-	-	-	-	-
PGH Totals			129	19	32	51	203	-	-	-	-	-

DEAN DEFAZIO

Left Wing 5'11" 185 lbs.
 Age: 22 (April 16, 1963)
 Born: Ottawa, Ontario
 Shoots: Left
 Acquired: 1981 Entry Draft (9th round)
 Drafted: Pittsburgh's 8th choice, 175th over-all, in 1981 Entry Draft.



Season	Team	League	Regular Season					Playoffs				
			GP	G	A	PTS	PIM	GP	G	A	PTS	PIM
1980-81	Brantford	OHA	60	6	13	19	104	6	1	0	1	19
1981-82	Brantford	OHL	10	2	6	8	30	-	-	-	-	-
1981-82	Sudbury	OHL	50	21	32	53	81	-	-	-	-	-
1982-83	Oshawa	OHL	52	22	23	45	108	17	8	9	17	16
1983-84	PITTSBURGH	NHL	22	0	2	2	28	-	-	-	-	-
1983-84	Baltimore	AHL	46	18	13	31	114	10	2	2	4	19
1984-84	Baltimore	AHL	78	10	17	27	88	-	-	-	-	-
NHL Totals			22	0	2	2	28	-	-	-	-	-
PGH Totals			22	0	2	2	28	-	-	-	-	-

GREGORY (GREG) HOTHAM

Defense 5' 11" 185 lbs.
 Age: 29 (March 7, 1956)
 Born: London, Ont.
 Shoots: Right
 Acquired: Trade with Toronto in 1982
 Drafted: Toronto's 5th choice, 84th over-all, in 1976 Amateur Draft.



Season	Team	League	Regular Season					Playoffs				
			GP	G	A	PTS	PIM	GP	G	A	PTS	PIM
1974-75	Kingston	OHA	31	1	14	15	49	8	5	4	9	0
1975-76	Kingston	OHA	49	10	32	42	72	7	1	2	3	10
1976-77	Saginaw	IHL	60	4	33	37	100	-	-	-	-	-
1977-78	Saginaw	IHL	80	13	59	72	56	-	-	-	-	-
1977-78	Dallas	CHL	-	-	-	-	-	5	0	2	2	7
1978-79	N. Brunswick	AHL	76	9	27	36	86	5	0	2	2	6
1979-80	Toronto	NHL	46	3	10	13	10	-	-	-	-	-
1979-80	N. Brunswick	AHL	21	1	6	7	10	17	2	8	10	26
1980-81	Toronto	NHL	11	1	1	2	11	-	-	-	-	-
1980-81	N. Brunswick	AHL	68	8	48	56	80	11	1	6	7	16
1981-82	Toronto	NHL	3	0	0	0	0	-	-	-	-	-
1981-82	Cincinnati	CHL	46	10	33	43	94	-	-	-	-	-
1981-82	PITTSBURGH	NHL	25	4	6	10	16	5	0	3	3	6
1982-83	PITTSBURGH	NHL	58	2	30	32	39	-	-	-	-	-
1983-84	PITTSBURGH	NHL	76	5	25	30	59	-	-	-	-	-
1984-85	PITTSBURGH	NHL	11	0	2	2	4	-	-	-	-	-
1984-85	Baltimore	AHL	44	4	27	31	43	15	4	4	8	34
NHL Totals			230	15	74	89	139	5	0	3	3	6
PGH Totals			170	11	63	74	118	5	0	3	3	6

Traded to **PITTSBURGH** by **TORONTO** for Pittsburgh's sixth round choice (Craig Kales) in 1982 Entry Draft, February 3, 1982.

MITCH LAMOUREUX

Center 5'6" 170 lbs.
 Age: 23 (August 22, 1962)
 Born: Ottawa, Ont.
 Shoots: Left
 Acquired: 1981 Entry Draft (8th round)
 Drafted: Pittsburgh's 7th choice, 154th over-all, in 1981 Entry Draft.



Season	Team	League	Regular Season					Playoffs				
			GP	G	A	PTS	PIM	GP	G	A	PTS	PIM
1979-80	Oshawa	OHA	67	28	48	76	63	7	2	1	3	16
1980-81	Oshawa	OHA	63	50	69	119	256	11	11	13	24	57
1981-82	Oshawa	OHL	66	43	78	121	275	12	4	17	21	68
1982-83	Baltimore	AHL	80	57	50	107	107	-	-	-	-	-
1983-84	PITTSBURGH	NHL	8	1	1	2	6	-	-	-	-	-
1983-84	Baltimore	AHL	68	30	38	68	136	9	1	3	4	2
1984-85	PITTSBURGH	NHL	62	11	8	19	53	-	-	-	-	-
1984-85	Baltimore	AHL	18	10	14	24	34	-	-	-	-	-
NHL Totals			70	12	9	21	59	-	-	-	-	-
PGH Totals			70	12	9	21	59	-	-	-	-	-

JOSEPH PATRICK (JOE) MCDONNELL

Defense 6'2" 200 lbs.
 Age: 24 (May 11, 1961)
 Born: Kitchener, Ont.
 Shoots: Right
 Acquired: Signed as Free Agent in 1984



Season	Team	League	Regular Season					Playoffs				
			GP	G	A	PTS	PIM	GP	G	A	PTS	PIM
1979-80	Kitchener	OHA	62	6	21	27	81	-	-	-	-	-
1980-81	Kitchener	OHA	66	15	50	65	103	16	4	9	13	8
1981-82	Vancouver	NHL	7	0	1	1	12	-	-	-	-	-
1981-82	Dallas	CHL	60	13	24	37	46	9	2	1	3	12
1982-83	Moncton	AHL	79	14	21	35	44	-	-	-	-	-
1983-84	Moncton	AHL	78	12	33	45	44	-	-	-	-	-
1984-85	Baltimore	AHL	41	7	27	34	22	-	-	-	-	-
1984-85	PITTSBURGH	NHL	40	2	9	11	20	-	-	-	-	-
NHL Totals			47	2	10	12	32	-	-	-	-	-
PGH Totals			40	2	9	11	20	-	-	-	-	-

Signed as free agent by **VANCOUVER**, September 22, 1980. Signed as free agent by **EDMONTON**, August 16, 1982. Signed as free agent by **PITTSBURGH** in 1984.

THOMAS (TOM) ROULSTON

Center/Right wing 6'1" 185 lbs.
 Age: 27 (November 20, 1957)
 Born: Winnipeg, Manitoba
 Shoots: Right
 Acquired: Trade with Edmonton in 1983
 Drafted: St. Louis' 3rd choice, 45th overall in 1977 Amateur Draft



Season	Team	League	Regular Season					Playoffs				
			GP	G	A	PTS	PIM	GP	G	A	PTS	PIM
1975-76	Winnipeg	WHL	60	18	17	35	56	-	-	-	-	-
1976-77	Winnipeg	WHL	72	56	53	109	35	-	-	-	-	-
1977-78	Salt Lake	CHL	21	2	1	3	2	-	-	-	-	-
1977-78	Port Huron	IHL	49	27	36	63	24	16	17*	7	24	10
1978-79	Dallas	CHL	73	26	29	55	57	9	6*	6	12	11
1979-80	Houston	CHL	72	29	41	70	46	6	2	4	6	4
1980-81	Wichita	CHL	69	63*	44	107	93	18	15	11	26*	44
1980-81	Edmonton	NHL	11	1	1	2	2	-	-	-	-	-
1981-82	Wichita	CHL	30	22	28	50	46	-	-	-	-	-
1981-82	Edmonton	NHL	35	11	3	14	22	5	1	0	1	2
1982-83	Edmonton	NHL	67	19	21	40	24	16	1	2	3	0
1983-84	Edmonton	NHL	24	5	7	12	16	-	-	-	-	-
1983-84	PITTSBURGH	NHL	53	11	17	28	8	-	-	-	-	-
1984-85	Baltimore	AHL	78	31	39	70	48	15	4	8	12	6
NHL Totals			190	47	49	96	72	21	2	2	4	2
PGH Totals			53	11	17	28	8	-	-	-	-	-

Traded to **EDMONTON** by **ST. LOUIS** with Risto Siltanen for Joe Micheletti, August 7, 1979. Traded to **PITTSBURGH** by **EDMONTON** for Kevin McClelland and Pittsburgh's sixth round choice (Emanuel Viveiros) in 1984 Entry Draft on December 5, 1983.

GARY DANIEL (GARY) RISSLING

Left/Right Wing 5'9" 175 lbs.
 Age: 29 (August 8, 1956)
 Born: Saskatoon, Saskatchewan
 Shoots: Left
 Acquired: Trade with Washington in 1981



Season	Team	League	Regular Season					Playoffs				
			GP	G	A	PTS	PIM	GP	G	A	PTS	PIM
1975-76	Edmonton	WHL	18	5	9	14	25	-	-	-	-	-
1975-76	Calgary	WHL	47	29	38	67	196	-	-	-	-	-
1976-77	Calgary	WHL	68	40	40	80	317	9	9	7	16	12
1977-78	Port Huron	IHL	79	29	36	63	341	-	-	-	-	-
1978-79	Washington	NHL	26	3	3	6	127	-	-	-	-	-
1978-79	Hershey	AHL	52	14	20	34	337	4	0	0	0	18
1979-80	Washington	NHL	11	0	1	1	49	-	-	-	-	-
1979-80	Hershey	AHL	46	16	24	40	279	14	3	5	8	87
1980-81	Birmingham	CHL	19	5	7	12	161	-	-	-	-	-
1980-81	Hershey	AHL	4	1	1	2	74	-	-	-	-	-
1980-81	PITTSBURGH	NHL	25	1	0	1	143	5	0	1	1	4
1981-82	Erie	AHL	29	7	15	22	185	-	-	-	-	-
1981-82	PITTSBURGH	NHL	16	0	0	0	55	-	-	-	-	-
1982-83	Baltimore	AHL	38	14	17	31	136	-	-	-	-	-
1982-83	PITTSBURGH	NHL	40	5	4	9	128	-	-	-	-	-
1983-84	Baltimore	AHL	30	12	13	25	47	-	-	-	-	-
1983-84	PITTSBURGH	NHL	47	4	13	17	297	-	-	-	-	-
1984-85	Baltimore	AHL	22	9	17	26	60	-	-	-	-	-
1984-85	PITTSBURGH	NHL	56	10	9	19	209	-	-	-	-	-
NHL Totals			222	23	30	53	1008	5	0	1	1	4
PGH Totals			185	20	26	46	832	5	0	1	1	4

Signed as Free Agent by WASHINGTON, December 4, 1978. Traded to PITTSBURGH by WASHINGTON for Pittsburgh's fifth-round choice in the 1981 Entry Draft on January 2, 1981.

MIKE ROWE

Defense 6'1" 208 lbs.
 Age: 20 (March 8, 1965)
 Born: Kingston, Ontario
 Shoots: Left
 Acquired: 1983 Entry Draft (3rd Round)
 Drafted: Pittsburgh's 3rd choice, 58th overall, in 1983 Entry Draft



Season	Team	League	Regular Season					Playoffs				
			GP	G	A	PTS	PIM	GP	G	A	PTS	PIM
1981-82	Toronto	OHL	58	4	4	8	214	10	0	0	0	63
1982-83	Toronto	OHL	64	4	29	33	262	4	0	1	1	19
1983-84	Toronto	OHL	59	9	36	45	208	9	0	5	5	45
1984-85	Toronto	OHL	66	17	34	51	202	5	2	2	4	29
1984-85	PITTSBURGH	NHL	6	0	0	0	7	-	-	-	-	-
NHL Totals			6	0	0	0	7	-	-	-	-	-
PGH Totals			6	0	0	0	7	-	-	-	-	-

GRANT SASSER

Center 5'10" 175 lbs.
 Age: 21 (February 13, 1964)
 Born: Portland, Oregon
 Shoots: Right
 Acquired: 1982 Entry Draft (5th Round)
 Drafted: Pittsburgh's 4th choice, 94th overall, in 1982 Entry Draft



Season	Team	League	Regular Season					Playoffs				
			GP	G	A	PTS	PIM	GP	G	A	PTS	PIM
1981-82	Portland	WHL	49	19	23	42	32	15	5	6	11	13
1982-83	Portland	WHL	70	54	65	119	39	14	12	15	27	4
1983-84	Portland	WHL	66	44	69	113	24	14	5	8	13	2
1983-84	PITTSBURGH	NHL	3	0	0	0	0	-	-	-	-	-
1984-85	Baltimore	AHL	60	5	7	12	12	-	-	-	-	-
NHL Totals			3	0	0	0	0	-	-	-	-	-
PGH Totals			3	0	0	0	0	-	-	-	-	-

DAVID STEWART (DAVE) SIMPSON

Center 6'0" 190 lbs.
 Age: 23 (March 3, 1962)
 Born: London, Ontario
 Shoots: Left
 Acquired: Trade with NY Islanders in 1985
 Drafted: NY Islanders' 3rd choice, 59th over-all, in 1980 Entry Draft



Season	Team	League	Regular Season					Playoffs				
			GP	G	A	PTS	PIM	GP	G	A	PTS	PIM
1978-79	London	OHA	9	1	1	2	2	3	0	1	1	4
1979-80	London	OHA	68	29	44	73	38	5	3	4	7	0
1980-81	London	OHA	67	34	56	90	80	-	-	-	-	-
1981-92	London	OHL	68	67	88	155*	18	4	3	3	6	2
1981-82	Indianapolis	CHL	3	0	1	1	0	-	-	-	-	-
1982-83	Indianapolis	CHL	70	29	39	68	69	13	7	13	20	12
1983-84	Indianapolis	CHL	72	24	43	67	26	10	1	5	6	2
1984-85	Canada Nationals		10	1	5	6	0	-	-	-	-	-

MARK TEEVENS

Center 6'0" 180 lbs.
 Age: 19 (June 17, 1966)
 Born: Ottawa, Ont.
 Shoots: Left
 Acquired: 1984 Entry Draft (4th round)
 Drafted: Pittsburgh's 4th choice, 64th over-all, in 1984 Entry Draft



Season	Team	League	Regular Season					Playoffs				
			GP	G	A	PTS	PIM	GP	G	A	PTS	PIM
1982-83	Ottawa	Tier II	47	14	26	40	30	-	-	-	-	-
1983-84	Peterborough	OHL	70	27	37	64	70	-	-	-	-	-
1984-85	Peterborough	OHL	65	43	90	133	70	17	10	12	22	24

PITTSBURGH PENGUINS DRAFT SELECTIONS

RD OVERALL	NAME	POSITION	TEAM	GAMES PLAYED	
				PGH	NHL
1969					
1.	No Choice - Traded to Boston				
2.	15th Rick Kessell	C	Oshawa Generals	83	83
3.	26th Michel Briere	C	Shawinigan Falls	76	76
1970					
1.	7th Greg Polis	LW	Estevan Bruins	256	615
2.	21st John Stewart	LW	Flin Flon Bombers	40	258
3.	35th Larry Bignell	D	Edmonton Oil Kings	20	20
1971					
1.	No Choice - Traded to St. Louis for Ron Schock				
2.	18th Brian McKenzie	C	St. Catherines Black Hawks	6	6
3.	32nd Joe Noris	D	Toronto Marlboros	35	35
1972					
1.	No Choice - Traded to Minnesota for Bob Woytowich				
2.	24th Jack Lynch	D	Oshawa Generals	64	382
2.	30th Bernie Lukowich	LW	New Westminster Bruins	53	53
3.	40th DENIS HERRON	G	Trois Rivieres Duacs	287	459
1973					
1.	7th Blaine Stoughton	RW	Flin Flon Bombers	34	526
2.	23rd Wayne Bianchin	LW	Flin Flon Bombers	265	276
2.	27th Colin Campbell	D	Peterborough Petes	243	636
3.	No Choice - Traded to Detroit for Andy Brown				
1974					
1.	8th Pierre Larouche	C	Sorel Black Hawks	240	701
2.	27th Jacques Cossette	RW	Sorel Black Hawks	64	64
3.	No Choice - Traded to Detroit for Nelson DeBenedet				
1975					
1.	13th Gordon Laxton	G	New Westminster Bruins	17	17
2.	31st Russ Anderson	D	U. of Minnesota	353	519
3.	49th Paul Baxter	D	Winnipeg Clubs	202	407
1976					
1.	2nd Blair Chapman	RW	Saskatoon Blades	227	402
2.	19th Greg Malone	C	Oshawa Generals	495	649
2.	29th Peter Marsh	RW	Sherbrooke	0	278
3.	47th Morris Lukowich	LW	Medicine Hat Tigers	0	453
1977					
1.	No Choice - Traded to Toronto for Rick Kehoe				
2.	30th Jim Hamilton	LW	London Knights	95	95
3.	48th Kim Davis	LW	Flin Flon Bombers	34	36
4.	66th Mark Johnson	C	U. of Wisconsin	136	364
1978					
1.	No Choice - Traded to Philadelphia for Orest Kindrachuk, Ross Lonsberry & Tom Bladon				
2.	25th Mike Meeker	RW	Peterborough Petes	4	4
3.	No Choice - Traded to Montreal for Don Awrey				
1979					
1.	No Choice - Traded to Washington for Hartland Monahan				
2.	31st Paul Marshall	LW	Brantford Alexanders	59	95
3.	52nd Bennett Wolf	D	Kitchener Rangers	30	30
1980					
1.	9th MIKE BULLARD	C	Brantford Alexanders	291	291
2.	No Choice - Traded to Chicago for Dale Tallon				
3.	51st Randy Boyd	D	Ottawa 67's	84	110
4.	72nd Tony Feltrin	D	Victoria Cougars	38	38
5.	93rd DOUG SHEDDEN	RW	Sault Ste. Marie	265	265
6.	114th Pat Graham	LW	Niagra Falls Flyers	62	103
7.	No Choice - Traded to Winnipeg for future considerations				
8.	156th Robert Geale	C	Portland Winter Hawks	1	1
9.	177th Brian Lundberg	D	U. of Michigan	1	1
10.	198th Steve McKenzie	D	St. Albert Saints	0	0

RD OVERALL	NAME	POSITION	TEAM	GAMES PLAYED	
				PGH	NHL
1981					
1.	No Choice - Traded to Montreal for Rod Schutt				
2.	28th STEVE GATZOS	RW	Sault Ste. Marie	89	89
3.	49th Tom Thornbury	D	Niagara Falls Flyers	14	14
4.	70th NORM SCHMIDT	D	Oshawa Generals	34	34
5.	No Choice - Traded to Washington for Gary Rissling				
6.	109th Paul Edwards	D	Oshawa Generals	0	0
6.	112th ROD BUSKAS	D	Medicine Hat Trigers	157	157
7.	133rd Geoff Wilson	RW	Winnipeg	0	0
8.	154th MITCH LAMOUREUX	C	Oshawa Generals	70	70
9.	175th DEAN DEFAZIO	LW	Brantford Alexanders	22	22
10.	196th DAVID HANNAN	C	Brantford Alexanders	129	129
1982					
1.	10th Rich Sutter	RW	Lethbridge Broncos	9	135
2.	38th Tim Hryniewicz	LW	Sudbury Wolves	55	55
3.	52nd TROY LONEY	LW	Lethbridge Broncos	59	59
4.	No Choice - Traded to Toronto for Paul Harrison				
5.	94th GRANT SASSER	C	Portland Winter Hawks	3	3
6.	No Choice - Traded to Toronto for Greg Hotham				
7.	136th Grant Couture	D	Lethbridge Broncos	0	0
8.	157th Peter Derksen	LW	Portland Winter Hawks	0	0
9.	178th Greg Gravel	C	Windsor Spitfires	0	0
10.	199th Stu Wenaas	D	Winnipeg	0	0
11.	220th Chris McCauley	RW	London Knights	0	0
12.	241st Stan Bautch	G	Hibbling, Minnesota H.S.	0	0
1983					
1.	15th BOB ERREY	LW	Peterborough Petes	81	81
2.	22nd TODD CHARLESWORTH	D	Oshawa Generals	80	80
3.	59th MIKE ROWE	D	Toronto Marlboros	6	6
4.	64th Frank Pietrangelo	G	U. of Minnesota	0	0
5.	No Choice - Traded to Toronto with Paul Marshall & Kim Davis for Paul Gardner & Dave Burrows.				
6.	86th Pat Emond	C	Hull Olympics	0	0
7.	107th Paul Ames	D	Billerica, Mass. H.S.	0	0
8.	No Choice - Traded to Hartford with Russ Anderson for Rick MacLeish				
9.	149th Marty Ketola	RW	Cloquet, Minn. H.S.	0	0
10.	170th Alec Haidy	RW	Sault Ste. Marie	0	0
11.	191st Garth Hildrebrand	LW	Calgary Centennials	0	0
12.	212th DAVE GOERTZ	D	Regina Pats	0	0
1984					
1.	1st MARIO LEMIEUX	C	Laval Voisons	73	73
1.	9th DOUG BODGER	D	Kamloops	65	65
1.	16th ROGER BELANGER	RW	Kingston Canadiens	44	44
2.	No Choice - Traded to Philadelphia as part of Rich Sutter deal.				
3.	No Choice - Traded to Vancouver for Kevin McCarthy				
4.	64th MARK TEEVENS	RW	Peterborough Petes	0	0
5.	85th Arto Javanainen	RW	Finland	14	14
6.	No Choice - Traded to Edmonton with Kevin McClelland for Tom Roulston				
7.	127th Tom Ryan	D	Newton North H.S.	0	0
8.	No Choice - Traded to St. Louis for Gary Edwards				
9.	169th JOHN DEL COL	LW	Toronto Marlboros	0	0
10.	189th Steve Hurt	RW	Hill Murray, Minn. H.S.	0	0
11.	210th Jim Steen	C	Moorhead H.S., Minn.	0	0
12.	250th Mark Ziliotto	LW	Streetsville Jr. "B"	0	0

Only first, second and third round choices listed from 1969 through 1979

Code - MIKE BULLARD - still in Pittsburgh organization
 Mark Johnson - still in NHL with another team
 Blair Chapman - no longer in professional hockey

1985 ENTRY DRAFT SELECTIONS

CRAIG SIMPSON

Center 6'2" 181 lbs.
 Age: 18 (February 15, 1967)
 Born: London, Ontario
 Shoots: Right
 Acquired: 1985 Entry Draft (1st round)
 Drafted: Pittsburgh's 1st choice, 2nd over-all in 1985 Entry Draft



Season	Team	League	Regular Season					Playoffs				
			GP	G	A	PTS	PIM	GP	G	A	PTS	PIM
1983-84	Michigan St.	CCHA	30	8	28	36	22	-	-	-	-	-
1984-85	Michigan St.	CCHA	32	24	45	69	29	10	7	6	13	4

LEE GIFFIN

Right Wing 5'11" 177 lbs.
 Age: 18 (April 1, 1967)
 Born: Chatham, Ontario
 Shoots: Right
 Acquired: 1985 Entry Draft (2nd round)
 Drafted: Pittsburgh's 2nd choice, 23rd over-all in 1985 Entry Draft

Season	Team	League	Regular Season					Playoffs				
			GP	G	A	PTS	PIM	GP	G	A	PTS	PIM
1983-84	Oshawa	OHL	70	23	27	50	88	-	-	-	-	-
1984-85	Oshawa	OHL	62	36	42	78	78	5	1	2	3	2

Third round pick (44th overall) traded to Montreal in 1982 for Denis Herron
 Third round pick (58th overall) acquired from Hartford in 1983 for Greg Malone

BRUCE RACINE

Goalie 6'0" 160 lbs.
 Age: 19 (August 9, 1966)
 Born: Cornwall, Ontario
 Catches: Left
 Acquired: 1985 Entry Draft (3rd round)
 Drafted: Pittsburgh's 3rd choice, 58th over-all in 1985 Entry Draft

Season	Team	League	Regular Season					Playoffs				
			GP	MP	GA	SO	AVG	GP	MP	GA	SO	AVG
1984-85	N'Eastern U.	ECAC	2	93	6	0	3.87	-	-	-	-	-

Fourth round pick (65th overall) traded to Boston in 1984 for Randy Hillier

STEVE GOTAAS

Center 5'9" 168 lbs.
 Age: 18 (May 10, 1967)
 Born: Comrose, Saskatchewan
 Shoots: Right
 Acquired: 1985 Entry Draft (5th round)
 Drafted: Pittsburgh's 4th choice, 86th over-all in 1985 Entry Draft



Season	Team	League	Regular Season					Playoffs				
			GP	G	A	PTS	PIM	GP	G	A	PTS	PIM
1983-84	Prince Albert	WHL	65	10	22	32	47	-	-	-	-	-
1984-84	Prince Albert	WHL	72	32	41	73	66	-	-	-	-	-

1985 ENTRY DRAFT SELECTIONS

KEVIN CLEMENS

Left Wing 5'11" 187 lbs.
 Age: 18 (February 2, 1967)
 Born: McLennan, Alberta
 Shoots: Left
 Acquired: 1985 Entry Draft (6th round)
 Drafted: Pittsburgh's 5th choice, 107th over-all in 1985 Entry Draft

Season	Team	League	Regular Season					Playoffs				
			GP	G	A	PTS	PIM	GP	G	A	PTS	PIM
1983-84	Regina	WHL	47	5	8	13	14	-	-	-	-	-
1984-84	Regina	WHL	70	31	16	47	40	-	-	-	-	-

Sixth round choice (114th overall) acquired from Los Angeles in 1983 for Marc Chorney

STUART MARSTON

Defense 6'2" 183 lbs.
 Age: 18 (May 9, 1967)
 Born: Montreal, Que.
 Shoots: Left
 Acquired: 1985 Entry Draft (6th round)
 Drafted: Pittsburgh's 6th choice, 114th over-all in 1985 Entry Draft



Season	Team	League	Regular Season					Playoffs				
			GP	G	A	PTS	PIM	GP	G	A	PTS	PIM
1984-84	Longueuil	QMJHL	62	4	16	20	84	-	-	-	-	-

STEVE TITUS

Goalie 5'11" 151 lbs.
 Age: 18 (February 2, 1967)
 Born: St. John, N.B.
 Catches: Left
 Acquired: 1985 Entry Draft (7th round)
 Drafted: Pittsburgh's 7th choice, 128th over-all in 1985 Entry Draft



Season	Team	League	Regular Season					Playoffs				
			GP	MP	GA	SO	AVG	GP	MP	GA	SO	AVG
1983-84	Chatham Jr.	OHA	21	1260	91	0	4.41	-	-	-	-	-
1984-84	Cornwall	OHL	47	2567	215	1	5.07	9	492	0	5.12	-

PAUL STANTON

Defense 6'0" 175 lbs.
 Age: 18 (June 22, 1967)
 Born: Boston, Mass.
 Shoots: Right
 Acquired: 1985 Entry Draft (8th round)
 Drafted: Pittsburgh's 8th choice, 149th over-all in 1985 Entry Draft

Season	Team	League	Regular Season					Playoffs				
			GP	G	A	PTS	PIM	GP	G	A	PTS	PIM
1984-84	Cath. Memorial		20	16	21	37	19	-	-	-	-	-

1985 ENTRY DRAFT SELECTIONS

JIM PAK

Defense 6'0" 188 lbs.
 Age: 18 (April 7, 1967)
 Born: Seoul, Korea
 Shoots: Left
 Acquired: 1985 Entry Draft (9th round)
 Drafted: Pittsburgh's 9th choice, 170th over-all in 1985 Entry Draft



Season	Team	League	Regular Season					Playoffs				
			GP	G	A	PTS	PIM	GP	G	A	PTS	PIM
1984-85	Oshawa	OHL	54	2	13	15	57	5	1	0	1	9

STEVE SHAUNESSY

Defense 6'4" 205 lbs.
 Age: 18 (May 7, 1967)
 Born:
 Shoots:
 Acquired: 1985 Entry Draft (10th round)
 Drafted: Pittsburgh's 10th choice, 191st over-all in 1985 Entry Draft

DOUG GRESCHUK

Defense 6'2" 195 lbs.
 Age: 18 (August 21, 1967)
 Born: Edmonton, Alberta
 Shoots: Left
 Acquired: 1985 Entry Draft (11th round)
 Drafted: Pittsburgh's 11th choice, 212th over-all in 1985 Entry Draft

Season	Team	League	Regular Season					Playoffs				
			GP	G	A	PTS	PIM	GP	G	A	PTS	PIM
1984-85	St. Albert		56	5	15	20	151	-	-	-	-	-

GREGORY CHOULES

Left Wing 5'9" 170 lbs.
 Age: 19 (May 1, 1966)
 Born: Montreal, Quebec
 Shoots: Left
 Acquired: 1985 Entry Draft (12th round)
 Drafted: Pittsburgh's 12th choice, 233rd over-all in 1985 Entry Draft

Season	Team	League	Regular Season					Playoffs				
			GP	G	A	PTS	PIM	GP	G	A	PTS	PIM
	Chicoutimi	QM/JHL	62	21	28	49	126	-	-	-	-	-

1984-85 NHL STANDINGS PRINCE OF WALES CONFERENCE

TEAM	GP	PATRICK DIVISION			GF	GA	PTS	PCTG
		W	L	T				
(1) Philadelphia	80	53	20	7	348	241	113	.706
(3) Washington	80	46	25	9	322	240	101	.631
(9) NY Islanders	80	40	34	6	345	312	86	.538
(16) NY Rangers	80	26	44	10	295	345	62	.388
(19) New Jersey	80	22	48	10	264	346	54	.338
(20) PITTSBURGH	80	24	51	5	276	385	53	.331

TEAM	GP	ADAMS DIVISION			GF	GA	PTS	PCTG
		W	L	T				
(6) Montreal	80	41	27	12	309	262	94	.588
(7) Quebec	80	41	30	9	323	275	91	.569
(8) Buffalo	80	38	28	14	290	237	90	.563
(12) Boston	80	36	34	10	303	287	82	.513
(14) Hartford	80	30	41	9	268	318	69	.431

CLARENCE CAMPBELL CONFERENCE

TEAM	GP	NORRIS DIVISION			GF	GA	PTS	PCTG
		W	L	T				
(10) St. Louis	80	37	31	12	299	288	86	.538
(11) Chicago	80	38	35	7	309	299	83	.519
(15) Detroit	80	27	41	12	313	357	66	.413
(17) Minnesota	80	25	43	12	268	321	62	.388
(21) Toronto	80	20	52	8	253	358	48	.300

TEAM	GP	SMYTHE DIVISION			GF	GA	PTS	PCTG
		W	L	T				
(2) Edmonton	80	49	20	11	401	298	109	.681
(4) Winnipeg	80	43	27	10	358	332	96	.600
(5) Calgary	80	41	27	12	363	302	94	.588
(13) Los Angeles	80	34	32	14	339	326	82	.513
(18) Vancouver	80	25	46	9	284	401	59	.369

TEAMS' HOME & ROAD RECORD

	HOME			GF	GA	PTS	AWAY			GF	GA	PTS
	W	L	T				W	L	T			
Boston	21	15	4	155	127	46	15	19	6	148	160	36
Buffalo	23	10	7	164	116	53	15	18	7	126	121	37
Calgary	23	11	6	199	134	52	18	16	6	164	168	42
Chicago	22	16	2	161	138	46	16	19	5	148	161	37
Detroit	19	14	7	180	167	45	8	27	5	133	190	21
Edmonton	26	7	7	207	136	59	23	13	4	194	162	50
Hartford	17	18	5	137	148	39	13	23	4	131	170	30
Los Angeles	20	14	6	186	150	46	14	18	8	153	176	36
Minnesota	14	19	7	147	153	35	11	24	5	121	168	27
Montreal	24	10	6	168	132	54	17	17	6	141	130	40
New Jersey	13	21	6	138	158	32	9	27	4	126	188	22
NY Islanders	26	11	3	200	153	55	14	23	3	145	159	31
NY Rangers	16	18	6	150	153	38	10	26	4	145	192	24
Philadelphia	32	4	4	202	102	68	21	16	3	146	139	45
PITTSBURGH	17	20	3	150	171	37	7	31	2	126	214	16
Quebec	24	12	4	160	116	52	17	18	5	163	159	39
St. Louis	21	12	7	167	144	49	16	19	5	132	144	37
Toronto	10	28	2	128	181	22	10	24	6	125	177	26
Vancouver	15	21	4	155	187	34	10	25	5	129	214	25
Washington	27	11	2	173	109	56	19	14	7	149	131	45
Winnipeg	21	13	6	173	155	48	22	14	4	185	177	48

1984-85 PENGUIN SCORING STATISTICS

NAME	GP	G	A	PTS	PIM	PPG	SHG	GWG	SOG	PCTG	+/-
Mario Lemieux	73	43	57	100	54	11	0	2	209	20.6	-35
Warren Young	80	40	32	72	176	9	0	3	130	30.8	-19
Doug Shedden	80	35	32	67	30	12	0	3	203	17.2	-50
Mike Bullard	68	32	31	63	75	14	0	3	185	17.3	-42
John Chabot - Mtl.	10	1	6	7	2	0	0	0	8	12.5	+3
Pittsburgh	67	8	45	53	12	2	1	2	105	7.6	-37
TOTAL	77	9	51	60	14	2	1	2	113	8.0	-34
Wayne Babych	65	20	34	54	35	3	0	3	131	15.3	-8
Moe Mantha	71	11	40	51	54	3	0	1	204	5.4	-31
Doug Bodger	65	5	26	31	67	3	0	1	119	4.2	-23
Andy Brickley	45	7	15	22	10	1	0	1	58	12.1	-14
Randy Hillier	45	2	19	21	56	1	0	1	58	3.4	-12
Mitch Lamoureux	62	11	8	19	53	0	2	0	81	13.6	-8
Gary Rissling	56	10	9	19	209	0	0	0	52	19.2	-6
Kevin McCarthy	64	9	10	19	30	0	1	0	46	19.6	-20
Troy Loney	46	10	8	18	59	1	0	1	79	12.7	-11
Mark Taylor #	47	7	10	17	19	0	1	1	46	15.2	-7
Dave Hannan	30	6	7	13	43	0	1	1	38	15.8	-7
Bruce Crowder #	26	4	7	11	23	0	0	0	36	11.1	-9
Joe McDonnell	40	2	9	11	20	2	0	0	75	2.7	-19
Rod Buskas	69	2	7	9	191	0	0	0	53	3.8	-21
Todd Charlesworth	67	1	8	9	31	0	0	1	68	1.5	-23
Roger Belanger	44	3	5	8	32	0	0	0	65	4.6	-13
Wally Weir - Htfd.	34	2	3	5	56	0	0	0	24	8.3	-7
Pittsburgh	14	0	3	3	34	0	0	0	8	.0	+1
TOTAL	48	2	6	8	90	0	0	0	32	6.3	-6
Bryan Maxwell	44	0	8	8	57	0	0	0	27	.0	-23
Jim McGeough - Wash.	11	3	0	3	12	0	0	0	22	13.6	-
Pittsburgh	14	0	4	4	4	0	0	0	34	.0	-4
TOTAL	25	3	4	7	16	0	0	0	56	5.4	-4
Greg Fox	26	2	5	7	26	0	0	0	14	14.3	-6
Arto Javanainen	14	4	1	5	2	0	0	0	20	20.0	+1
Ron Flockhart #	12	0	5	5	4	0	0	0	20	.0	+4
Pat Boutette #	14	1	3	4	24	0	1	0	11	9.1	-5
Jim Hamilton	11	2	1	3	0	0	0	0	19	10.5	-6
Steve Gatzos	6	0	2	2	2	0	0	0	6	.0	-6
Rick Kehoe	6	0	2	2	0	0	0	0	7	.0	-
Greg Hotham	11	0	2	2	4	0	0	0	6	.0	-3
Bob Errey	16	0	2	2	7	0	0	0	12	.0	-7
Michel Dion	10	0	1	1	0	0	0	0	0	.0	**
Bob Geale	1	0	0	0	2	0	0	0	1	.0	-1
Tom O'Regan	1	0	0	0	0	0	0	0	1	.0	-1
Petteri Lehto	6	0	0	0	4	0	0	0	5	.0	-4
Mike Rowe	6	0	0	0	7	0	0	0	6	.0	-6
Brian Ford	8	0	0	0	0	0	0	0	0	.0	**
Marty McSorley	15	0	0	0	15	0	0	0	11	.0	-3
Roberto Romano	31	0	0	0	2	0	0	0	0	.0	**
Denis Herron	42	0	0	0	4	0	0	0	0	.0	**

- Traded or waived from Pittsburgh during the 1984-85 season.

1984-85 INDIVIDUAL SCORING BREAKDOWN

NAME	WG	TG	GF	PPG	PPA	PPP	SHG	H	A	1H	2H	TOT
Wayne Babych	3*	0	1	3	6	9	0	9	11	10	10	20
Roger Belanger	0	0	1	0	2	2	0	2	1	3	0	3
Doug Bodger	1	0	0	3	10	13	0	2	3	4	1	5
Pat Boutette	0	0	0	0	1	1	0	1	1	1	0	1
Andy Brickley	1	0	0	1	4	5	0	2	5	5	2	7
Mike Bullard	2	0	5	14*	10	24	0	22*	10	19	13	32
Rod Buskas	0	0	0	0	1	1	0	2	0	1	1	2
John Chabot	2	0	0	2	13	15	1	4	4	6	2	8
Todd Charlesworth	1	0	0	0	1	1	0	1	0	1	0	1
Bruce Crowder	0	0	0	0	0	0	0	3	1	3	1	4
Michel Dion	0	0	0	0	1	1	0	0	0	0	0	0
Greg Fox	0	0	0	0	0	0	0	1	1	2	0	2
Steve Gatzos	0	0	0	0	1	1	0	0	0	0	0	0
Jim Hamilton	0	0	0	0	0	0	0	2	0	2	0	2
Dave Hannan	1	0	0	0	0	0	1	1	5	0	6	6
Randy Hillier	1	0	0	1	0	1	0	0	2	1	1	2
Greg Hotham	0	0	0	0	1	1	0	0	0	0	0	0
Arto Javanainen	0	0	0	0	0	0	0	2	2	0	4	4
Mitch Lamoureux	1	0	0	0	0	0	2*	6	4	3	7	10
Mario Lemieux	2	0	9	11	22*	33*	0	20	23*	13	30*	43*
Troy Loney	1	1*	1*	1	1	2	0	8	2	5	5	10
Moe Mantha	1	0	1	3	16	19	0	4	7	9	2	11
Bryan Maxwell	0	0	0	0	1	1	0	0	0	0	0	0
Kevin McCarthy	0	0	1	0	0	0	1	6	3	4	5	9
Joe McDonnell	0	0	0	2	5	7	0	1	1	0	2	2
Gary Rissling	0	0	2	0	1	1	0	5	5	1	9	10
Doug Shedden	3*	0	5	12	13	25	0	21	14	20	15	35
Mark Taylor	1	0	1	0	0	0	1	5	2	6	1	7
Warren Young	3*	1*	4	9	8	17	0	20	20	25*	15	40
TOTAL	24	2	31	62	118	180	7	150	126	144	132	276

1984-85 GOALTENDING

NAME (HOME)	GP	MP	GF	GA	ENG	SO	AVG	W-L-T	SAVES	EFF
Roberto Romano	15	759	51	51	0	1	4.03	6-7-0	390	.884
Denis Herron	22	1180	71	81	2	1	4.12	8-8-3	639	.888
Michel Dion	5	300	16	21	1	0	4.20	2-3-0	154	.880
Brian Ford	3	176	12	15	0	0	5.11	1-2-0	72	.828
HOME TOTAL	40	2415	150	168	3	2	4.25	17-20-3	1255	.882
NAME (AWAY)	GP	MP	GF	GA	ENG	SO	AVG	W-L-T	SAVES	EFF
Roberto Romano	16	870	42	69	1	0	4.76	3-10-2	480	.874
Denis Herron	20	1013	48	88	1	0	5.21	2-14-0	549	.862
Michel Dion	5	253	18	22	0	0	5.22	1-3-0	118	.843
Brian Ford	5	281	18	33	0	0	7.04	1-4-0	176	.842
AWAY TOTAL	40	2417	126	212	2	0	5.31	7-31-2	1323	.862
NAME (TOTAL)	GP	MP	GF	GA	ENG	SO	AVG	W-L-T	SAVES	EFF
Roberto Romano	31	1629	93	120	1	1	4.42	9-17-2	870	.879
Denis Herron	42	2193	119	169	3	1	4.62	10-22-3	1188	.875
Michel Dion	10	553	34	43	1	0	4.67	3-6-0	272	.863
Brian Ford	8	457	30	48	0	0	6.30	2-6-0	248	.838
TOTAL	80	4832	276	380	5	2	4.78	24-51-5	2578	.872

1984-85 NHL SCORING LEADERS

Player - Team	GP	G	A	PTS	+/-	PPG	SHG	GWG
Wayne Gretzky, Edmonton	80	73	135	208	99	8	11	7
Jari Kurri, Edmonton	73	71	64	135	77	14	3	13
Dale Hawerchuk, Winnipeg	80	53	77	130	24	17	3	4
Marcel Dionne, Los Angeles	80	46	80	126	11	16	1	2
Paul Coffey, Edmonton	80	37	84	121	55	12	2	6
Mike Bossy, NY Islanders	76	58	59	117	37	14	4	7
John Ogradnick, Detroit	79	55	50	105	2	15	1	6
Denis Savard, Chicago	79	38	67	105	16	7	0	1
Bernie Federko, St. Louis	76	30	73	103	-11	6	0	3
Mike Gartner, Washington	80	50	52	102	17	17	0	11
Brent Sutter, NY Islanders	72	42	60	102	42	12	0	4
Paul MacLean, Winnipeg	79	41	60	101	5	14	0	6
Bernie Nicholls, Los Angeles	80	46	54	100	-4	15	0	6
MARIO LEMIEUX, PITTSBURGH	73	43	57	100	-35	11	0	2
John Tonelli, NY Islanders	80	42	58	100	50	8	1	3
Peter Stastny, Quebec	75	32	68	100	23	7	1	9
Kent Nilsson, Calgary	77	37	62	99	-4	9	3	3
Tim Kerr, Philadelphia	74	54	44	98	24	21	0	9
Brian Propp, Philadelphia	76	43	53	96	46	12	7	4
Michel Goulet, Quebec	69	55	40	95	10	17	0	6
Bob Carpenter, Washington	80	53	42	95	21	12	0	7

INDIVIDUAL LEADERS

GOALS		ASSISTS	
Wayne Gretzky, Edmonton	73	Wayne Gretzky, Edmonton	135
Jari Kurri, Edmonton	71	Paul Coffey, Edmonton	84
Mike Bossy, NY Islanders	58	Marcel Dionne, Los Angeles	80
Michel Goulet, Quebec	55	Dale Hawerchuk, Winnipeg	77
John Ogradnick, Detroit	55	Bernie Federko, St. Louis	73
Tim Kerr, Philadelphia	54	Peter Stastny, Quebec	68
POWER PLAY GOALS		SHORTHANDED GOALS	
Tim Kerr, Philadelphia	21	Wayne Gretzky, Edmonton	11
Mike Gartner, Washington	17	Brian Propp, Philadelphia	7
Michel Goulet, Quebec	17	Bill Derlago, Toronto	5
Dale Hawerchuk, Winnipeg	17	Steve Kasper, Boston	5
Marcel Dionne, Los Angeles	16	Mark Messier, Edmonton	5
Scott Stevens, Washington	16	Bryan Trottier, NY Islanders	5
GAME WINNING GOALS		GAME TYING GOALS	
Jari Kurri, Edmonton	13	Doug Gilmour, St. Louis	3
Mike Gartner, Washington	11	Jari Kurri, Edmonton	3
Tim Kerr, Philadelphia	9	Bernie Nicholls, Los Angeles	3
Peter Stastny, Quebec	9	Reijo Ruotsalainen, NY Rangers	3
SHOTS		FIRST GOALS	
Wayne Gretzky, Edmonton	358	Bob Carpenter, Washington	13
Ray Bourque, Boston	332	Wayne Gretzky, Edmonton	12
Mike Gartner, Washington	331	Kevin Dineen, Hartford	10
Bernie Nicholls, Los Angeles	326	Marcel Dionne, Los Angeles	10
SHOOTING PERCENTAGE		GOALS IN CONSECUTIVE GAMES	
WARREN YOUNG, PITTSBURGH	30.8	Mike Bossy, NY Islanders	10
Jari Kurri, Edmonton	27.2	John Anderson, Toronto	10
Charlie Simmer, LA-Bos	25.4	Wayne Gretzky, Edmonton	8
Dave Taylor, Los Angeles	23.8	Marcel Dionne, Los Angeles	8
Mats Naslund, Montreal	23.5	Mike Foligno, Buffalo	8
ASSISTS IN CONSECUTIVE GAMES		POINTS IN CONSECUTIVE GAMES	
Gil Perreault, Buffalo	11	Wayne Gretzky, Edmonton	28
Wayne Gretzky, Edmonton	10	Bernie Nicholls, Los Angeles	25
Ray Bourque, Boston	10	Dale Hawerchuk, Winnipeg	18

ROOKIE SCORING LEADERS

Player - Team	GP	G	A	PTS	+/-	PPG	SHG	GWG
MARIO LEMIEUX, PITTSBURGH	73	43	57	100	-35	11	0	2
WARREN YOUNG, PITTSBURGH	80	40	32	72	-19	9	0	3
Carey Wilson, Calgary	74	24	48	72	20	4	0	3
Chris Chelios, Montreal	74	9	55	64	11	2	1	0
Peter Zezel, Philadelphia	65	15	46	61	26	8	0	2

GOALS

MARIO LEMIEUX, PITTSBURGH	43
WARREN YOUNG, PITTSBURGH	40

ASSISTS

MARIO LEMIEUX, PITTSBURGH	57
Chris Chelios, Montreal	55

SHOTS

MARIO LEMIEUX, PITTSBURGH	209
Chris Chelios, Montreal	199

FIRST GOALS

Kevin Dineen, Hartford	10
MARIO LEMIEUX, PITTSBURGH	9

SHOOTING PERCENTAGE

WARREN YOUNG, PITTSBURGH	30.8
MARIO LEMIEUX, PITTSBURGH	20.6

1984-85 NHL GOALTENDING LEADERS

NAME - TEAM	GP	MINS	AVG	W-L-T	SO	GA	SPCTG
Tom Barrasso	54	3248	2.66	25-18-10	5	144	.885
Bob Sauve	27	1564	3.22	13-10-3	0	84	.852
BUFFALO TOTAL	80	4877	2.92	38-28-14	5	237	.873
Al Jensen	14	803	2.54	10-3-1	1	34	.884
Bob Mason	12	661	2.81	8-2-1	1	31	.893
Pat Riggan	57	3388	2.98	28-20-7	2	168	.886
WASHINGTON TOTAL	80	4852	2.97	46-25-9	4	240	.884
Bob Froese	17	923	2.41	13-2-0	1	37	.913
Pelle Lindbergh	65	3858	3.02	40-17-7	2	194	.899
PHILADELPHIA TOTAL	80	4841	2.99	53-20-7	3	241	.899

INDIVIDUAL LEADERS

NAME - TEAM	GP	MINS	AVG	W-L-T	SO	GA	SPCTG
Tom Barrasso, Buffalo	54	3248	2.66	25-18-10	5	144	.885
Pat Riggan, Washington	57	3388	2.98	28-20-7	2	168	.886
Pelle Lindbergh, Philadelphia	65	3858	3.02	40-17-7	2	194	.899
Steve Penney, Montreal	54	3252	3.08	26-18-8	1	167	.875
Bob Sauve, Buffalo	27	1564	3.22	13-10-3	0	84	.852
Warren Skorodenski, Chicago	27	1396	3.22	11-9-3	0	75	.903
Rick Wamsley, St. Louis	40	2319	3.26	23-12-5	0	126	.885
Doug Keans, Boston	25	1497	3.29	16-6-3	1	82	.877
Andy Moog, Edmonton	39	2019	3.30	22-9-3	1	111	.894
Mario Gosselin, Quebec	35	1960	3.34	19-10-3	1	109	.874
WINS		SAVE PERCENTAGE					
Pelle Lindbergh, Philadelphia	40	Warren Skorodenski, Chicago	.903				
Brian Hayward, Winnipeg	33	Pelle Lindbergh, Philadelphia	.899				
Reggie Lemelin, Calgary	30	Andy Moog, Edmonton	.894				
Pat Riggan, Washington	28	Reggie Lemelin, Calgary	.889				
Murray Bannerman, Chicago	27	Mike Liut, St.L.-Hartford	.887				
Grant Fuhr, Edmonton	26	Kelly Hruddy, NY Islanders	.886				
Steve Penney, Montreal	26	Pat Riggan, Washington	.886				
Tom Barrasso, Buffalo	25	Tom Barrasso, Buffalo	.885				

SHUTOUTS

Tom Barrasso, Buffalo	5
Warren Skorodenski, Chicago	2
Steve Weeks, Hartford	2
Mike Liut, Hartford	2
Bob Janecyk, Los Angeles	2
Kelly Hruddy, NY Islanders	2
Pelle Lindbergh, Philadelphia	2
Pat Riggan, Washington	2

1984-85 AMERICAN HOCKEY LEAGUE STANDINGS

SOUTHERN DIVISION							
GP	W	L	T	PTS	GF	GA	
Binghamton Whalers	80	52	20	8	112	388	265
BALTIMORE SKIPJACKS	80	45	27	8	98	326	252
Rochester Americans	80	40	27	13	93	333	301
Springfield Indians	80	36	40	4	76	322	326
New Haven Nighthawks	80	31	41	8	70	315	341
Hershey Bears	80	26	43	11	63	315	339
St. Catharines Saints	80	24	50	6	54	272	391
NORTHERN DIVISION							
GP	W	L	T	PTS	GF	GA	
Maine Mariners	80	38	32	10	86	296	266
Fredericton Express	80	36	36	8	80	279	301
Sherbrooke Canadiens	80	37	38	5	79	323	329
Nova Scotia Oilers	80	36	37	7	79	292	295
Adirondack Red Wings	80	35	37	8	78	290	336
Moncton Golden Flames	80	32	40	8	72	291	300

CALDER CUP PLAYOFFS

Series "A" Maine defeated Nova Scotia (4-2)
 Series "B" Sherbrooke defeated Fredericton (4-2)
 Series "C" Binghamton defeated Springfield (4-0)
 Series "D" **BALTIMORE** defeated Rochester (4-1)

April 11 ROCHESTER 3 at Baltimore 2 (Baltimore GWG) (Baltimore Goalie)
 April 13 Rochester 5 at BALTIMORE 6 (Jon Casey)
 April 14 BALTIMORE 8 at Rochester 5 (Steve Gatzos) (Jon Casey)
 April 17 BALTIMORE 6 at Rochester 5 (Arto Javanainen) (Jon Casey)
 April 20 Rochester 1 at BALTIMORE 6 (Dan McCarthy) (Jon Casey)
 (Rob Geale) (Jon Casey)

Series "E" Sherbrooke defeated Maine (4-1)

Series "F" **BALTIMORE** defeated Binghamton (4-0)

April 25 BALTIMORE 5 at Binghamton 2 (Jon Casey)
 April 28 Binghamton 1 at BALTIMORE 2 (Andy Brickley) (Jon Casey)
 May 1 BALTIMORE 6 at Binghamton 3 (Bryan Maxwell) (Jon Casey)
 May 4 Binghamton 1 at BALTIMORE 6 (Steve Gatzos) (Jon Casey)

Series "G" Sherbrooke defeated Baltimore (4-2) for the Calder Cup

May 11 SHERBROOKE 4 at Baltimore 3 (Jon Casey)
 May 15 SHERBROOKE 4 at Baltimore 3 (Jon Casey)
 May 17 BALTIMORE 5 at Sherbrooke 3 (Dan McCarthy) (Michel Dion)
 May 18 Baltimore 1 at SHERBROOKE 6 (Michel Dion)
 May 22 Sherbrooke 2 at BALTIMORE 6 (Steve Gatzos) (Michel Dion)
 May 24 Baltimore 1 at SHERBROOKE 3 (Michel Dion)

1984-85 AHL ALL STAR TEAMS

FIRST TEAM

JON CASEY, BALTIMORE
 Richie Dunn, Binghamton
 Greg Joly, Adirondack
 Paul Gardner, Binghamton
 Pierre Rioux, Moncton
 Steve Thomas, St. Catharines

GOAL
 DEFENSE
 DEFENSE
 CENTER
 RIGHT WING
 LEFT WING

SECOND TEAM

Sam St. Laurent, Maine
 Dale Degray, Moncton
 Neil Belland, Fredericton
 Claude Verret, Rochester
 Mike Siltala, Binghamton
 Glenn Merkosky, Maine

EDDIE SHORE PLAQUE (Best Defenseman)
 DUDLEY RED GARRETT TROPHY (Rookie of the Year)

Richie Dunn, Binghamton
 Steve Thomas, St. Catharines

LES CUNNINGHAM AWARD (Most Valuable Players)
 FRED HUNT AWARD (Sportsmanship, Dedication)
 BAZ BASTIEN TROPHY (Best Goaltender)

Paul Gardner, Binghamton
 Paul Gardner, Binghamton
 JON CASEY, BALTIMORE

BALTIMORE SKIPJACKS 1984-85 SCORING

NAME	REGULAR SEASON					PLAYOFFS				
	GP	G	A	PTS	PIM	GP	G	A	PTS	PIM
Tom Roulston	78	31	39	70	48	15	4	8	12	6
Tim Tookey	74	25	43	68	74	15	8	10	18	13
Tom O'Regan	62	28	38	56	62	15	4	5	9	10
Arto Javanainen	59	26	29	55	15	14	5	4	9	2
Rob Geale	77	26	23	49	42	15	3	8	11	11
Steve Carlson	76	18	29	47	69	15	2	6	8	4
Dave Hannan	49	20	25	45	91	Did not play				
Bob Errey	59	17	24	41	14	8	3	4	7	11
Steve Gatzos	44	26	13	39	55	15	8	6	14	24
Joe McDonnell	41	7	27	34	22	Did not play				
Greg Hotham	44	4	27	31	43	15	4	4	8	34
Marty McSorley	58	6	24	30	154	14	0	7	7	47
Andy Brickley	31	13	14	27	8	15	10	8	18	0
Dean DeFazio	78	10	17	27	88	10	2	1	3	64
Gary Rissling	22	9	17	26	60	Did not play				
Mitch Lamoureux	18	10	14	24	34	Did not play				
Norm Schmidt	33	0	22	22	31	Did not play				
Phil Bourque	79	6	15	21	164	13	2	5	7	23
Petteri Lehto	52	3	18	21	55	Did not play				
Ted Bulley	57	9	11	20	125	14	1	1	2	25
Greg Fox	36	3	14	17	38	15	1	4	5	14
Tom Thornbury	22	4	12	16	21	Did not play				
Dan McCarthy	32	3	11	14	19	15	3	4	7	18
Grant Sasser	60	5	7	12	12	Did not play				
Jim Hamilton	16	5	6	11	24	Did not play				
Bruce Boudreau	17	4	7	11	4	15	3	9	12	4
Bennett Wolf	55	0	8	8	285	14	0	2	2	89
Tim Hrynewich	21	4	3	7	31	Did not play				
Troy Loney	15	4	2	6	25	Did not play				
Jon Casey	46	0	2	2	2	13	0	0	0	2
Greg Tebbutt	2	0	0	0	4	Did not play				
Bryan Maxwell	4	0	0	0	2	14	3	2	5	40
Brian Ford	6	0	0	0	0	Did not play				
Mirasla Maly	7	0	0	0	8	Did not play				
Roberto Romano	12	0	0	0	0	Did not play				
Michel Dion	21	0	0	0	8	4	0	1	1	2
Dave Goertz	Did not play					2	0	2	2	0

GOALTENDING (Regular Season)

NAME	GP	MP	GA	SO	W-L-T	AVG	SAVES	SVPCT
Jon Casey	46	2646	116	4	30-11-4	2.63	1150	.908
Roberto Romano	12	719	44	0	2-8-2	3.67	316	.878
Michel Dion	21	1118	65	0	10-6-1	3.49	484	.882
Brian Ford	6	363	21	0	3-3-0	3.47	140	.870

GOALTENDING (Playoffs)

NAME	GP	MP	GA	SO	W-L	AVG	SAVES	SVPCT
Michel Dion	5	229	9	0	2-2	2.36	101	.910
Jon Casey	13	689	38	0	8-3	3.31	291	.885

PITTSBURGH CAREER SCORING - EIGHTEEN YEARS

NAME	GAMES	GOALS	ASSISTS	POINTS	PEN MIN	PPG	SHG	GWG
1. Rick Kehoe	722	312	324	636	88	95	1	26
2. Jean Pronovost	753	316	287	603	306	70	14	42
3. Syl Apps	495	151	349	500	241	34	11	20
4. Ron Schock	619	124	280	404	201	19	14	17
5. Greg Malone	495	143	221	364	496	30	0	13
6. Ron Stackhouse	621	66	277	343	547	20	2	8
7. Randy Carlyle	397	66	257	323	582	28	4	6
8. Lowell MacDonald	328	140	166	306	60	36	0	13
9. MIKE BULLARD	291	143	123	266	302	42	0	10
10. Pierre Larouche	240	119	134	253	99	31	0	13
11. Peter Lee	431	114	131	245	257	22	1	18
12. Ken Schinkel	371	93	143	236	86	19	1	14
13. DOUG SHEDDEN	265	91	125	216	116	26	2	8
14. Paul Gardner	207	98	105	203	105	59	0	4
15. George Ferguson	310	89	106	195	162	12	12	6
16. Bryan Hexall	335	71	115	186	498	21	0	13
17. Pat Boutette	247	65	109	174	548	37	3	7
18. Rod Schutt	278	76	92	168	177	18	0	12
19. Greg Polis	256	88	70	158	146	26	0	5
20. Bob Kelly	250	69	85	154	462	12	0	8
21. Keith McCreary	292	82	59	141	199	16	0	10
22. Vic Hadfield	163	61	79	140	118	10	4	5
23. Dave Burrows	573	24	108	132	301	4	1	5
24. Al McDonough	152	56	74	130	46	11	0	8
25. Ross Lonsberry	236	56	73	129	150	13	1	3
26. Gregg Sheppard	241	50	73	123	113	9	1	6
27. Val Fonteyne	349	39	82	121	4	5	3	6
28. Orest Kindrachuk	144	38	80	118	181	6	3	2
29. Pete Mahovich	117	39	75	114	76	14	2	1
30. Mario Faubert	231	21	90	111	222	13	0	3
31. Wayne Bianchin	265	68	41	109	130	9	1	10
32. Duane Rupp	265	21	83	104	170	4	1	4
33. Andy Bathgate	150	35	68	103	89	9	0	7
34. Nick Harbaruk	308	40	61	101	257	7	3	6
35. MARIO LEMIEUX	73	43	57	100	54	11	0	2
36. Blair Chapman	227	48	51	99	71	6	0	5
37. Wally Boyer	203	32	62	94	81	7	0	1
38. Paul Baxter	202	25	69	94	85	10	0	3
39. Bob Woytowich	248	22	71	93	151	9	3	0
40. Russ Anderson	353	15	77	92	684	1	0	3
41. Dean Prentice	144	47	42	89	32	19	0	4
42. Chuck Arnason	149	46	40	86	50	7	0	7
43. Warren Young	95	41	39	80	195	9	0	3
44. GREG HOTHAM	170	11	63	74	118	5	0	0
45. Mark Taylor	106	31	41	72	43	9	2	2
46. Darryl Edestrand	158	25	47	72	140	6	2	5
47. Gary McAdam	140	27	40	67	95	3	0	3
48. Dennis Owchar	168	18	49	67	146	2	0	0
49. Colin Campbell	243	14	52	66	517	2	1	3
50. Bryan Watson	304	8	57	65	871	1	0	0
51. Mark Johnson	136	23	39	62	84	2	1	2
52. Mike Corrigan	98	22	39	61	46	2	0	1
53. Barry Wilkins	133	5	56	61	203	0	1	0
54. Andy Brickley	95	25	35	60	19	8	1	3
55. Earl Ingarfield	90	23	37	60	16	5	1	0
56. Pat Price	128	8	52	60	459	2	0	0
57. Gene Ubriaco	114	33	26	59	30	7	0	5
58. Eddie Shack	87	30	29	59	96	12	0	4
59. WAYNE BABYCH	65	20	34	54	35	3	0	3
60. Gene Carr	70	17	37	54	76	4	0	2

167

NAME	GAMES	GOALS	ASSISTS	POINTS	PEN MIN	PPG	SHG	GWG
61. JOHN CHABOT	67	8	45	53	12	2	1	2
62. Noel Price	143	8	45	53	109	2	0	2
63. Pat Hughes	134	28	23	51	239	5	0	2
64. DAVE HANNAN	129	19	32	51	203	2	2	5
65. Charlie Burns	76	13	38	51	22	1	1	1
66. MOE MANTHA	71	11	40	51	54	3	0	1
67. Ron Flockhart	70	27	23	50	44	5	0	1
68. Dunc McCallum	185	14	35	49	228	3	1	2
69. Dave Schultz	113	13	34	47	535	0	0	1
70. Billy Dea	139	26	20	46	12	3	0	4
71. GARY RISSLING	185	20	26	46	832	1	0	1
72. Paul Andrea	90	18	27	45	4	10	0	2
73. Michel Briere	76	12	32	44	20	4	0	3
74. Ab McDonald	74	22	21	43	38	6	1	2
75. Dale Tallon	95	10	33	43	53	6	0	4
76. Tom Edur	58	5	38	43	18	2	0	1
77. Leo Boivin	114	14	26	40	100	6	0	2
78. Bob Paradise	203	7	33	40	209	1	0	0
79. Kevin McCarthy	95	13	26	39	82	1	1	0
80. Nick Libett	121	20	18	38	18	2	1	3
81. Andre St. Laurent	96	23	14	37	130	2	1	1
82. Glen Sather	122	20	17	37	210	3	0	0
83. Lou Angotti	71	17	20	37	36	3	0	2
84. Art Stratton	58	16	21	37	16	5	0	2
85. Stan Gilbertson	115	19	17	36	19	3	0	1
86. Bob McManama	99	11	25	36	28	0	1	1
87. STEVE GATZOS	89	15	20	35	83	3	0	2
88. Tom Bladon	135	6	29	35	99	2	0	1
89. Jim Hamilton	95	14	18	32	28	1	0	1
90. Bob Leiter	78	14	17	31	18	5	0	3
91. DOUG BODGER	65	5	26	31	67	3	0	1
92. Rick MacLeish	46	13	17	30	30	2	2	1
93. Ron Lalonde	108	10	20	30	16	0	1	2
94. Jim Morrison	132	5	25	30	72	0	0	0
95. TOM ROULSTON	53	11	17	28	8	3	0	0
96. Steve Durbano	66	4	23	27	309	2	0	0
97. Lew Morrison	214	13	13	26	12	1	3	1
98. Jack Lynch	64	1	25	26	61	0	0	0
99. Paul Marshall	59	12	12	24	13	2	0	5
100. BOB ERREY	81	9	15	24	36	1	0	0
101. Jean Guy Lagace	106	4	20	24	119	1	1	1
102. Marc Chorney	139	5	18	23	151	0	0	1
103. Bryan Maxwell	89	3	20	23	141	0	0	0
104. Ab DeMarco	42	9	13	22	8	4	0	1
105. MITCH LAMOUREUX	70	12	9	21	59	0	2	0
106. Anders Hakansson	62	9	12	21	26	0	0	1
107. Randy Boyd	84	4	17	21	126	1	0	0
108. Billy Speer	102	4	17	21	71	2	0	1
109. RANDY HILLIER	45	2	19	21	56	1	0	1
110. Steve Cardwell	53	9	11	20	35	2	0	2
111. Brian Spencer	86	9	11	20	81	0	0	1
112. Kevin McClelland	72	8	12	20	139	0	2	0
113. Bob Flockburn	124	8	12	20	105	0	0	2
114. Billy ...	55	7	13	20	8	2	0	0
115. Pat Granahan	62	7	13	20	71	0	0	1
116. Rick Kessel	83	2	18	20	4	0	0	0
117. Bob Simpson	30	10	9	19	4	0	0	1
118. Bernie Lukowich	53	9	10	19	32	1	0	2
119. Bob Dillabough	61	7	12	19	20	1	0	0
120. ROD BUSKAS	157	6	13	19	353	2	0	0

NAME	GAMES	GOALS	ASSISTS	POINTS	PEN	MIN	PPG	SHG	GWG
121. TROY LONEY	59	10	8	18	68	1	0	1	
122. Rene Robert	49	7	11	18	42	3	0	1	
123. NORM SCHMIDT	34	6	12	18	12	0	0	0	
124. Pete LaFramboise	35	5	13	18	8	3	0	0	
125. Simon Nolet	39	9	8	17	2	1	0	1	
126. Bob Rivard	27	5	12	17	4	1	0	1	
127. Tracy Pratt	83	5	12	17	158	0	0	1	
128. Ted Snell	55	4	12	16	8	0	0	0	
129. Nick Beverley	67	2	14	16	21	0	0	1	
130. George Konik	52	7	8	15	26	1	0	1	
131. Jacques Cossette	64	8	6	14	29	2	0	1	
132. Errol Thompson	34	6	8	14	12	0	0	0	
133. Tim Hrynewich	55	6	8	14	82	0	0	2	
134. TOM O'REGAN	52	4	10	14	8	0	0	0	
135. Greg Fox	74	4	10	14	92	0	0	0	
136. Rod Zaine	37	8	5	13	21	2	1	0	
137. John Stewart	40	4	9	13	32	1	0	1	
138. Don Awrey	79	1	12	13	40	0	0	0	
139. John Flesch	29	7	5	12	19	0	0	2	
140. Kim Davis	34	5	7	12	47	0	0	2	
141. Al MacNeil	74	2	10	12	58	0	0	0	
142. Blaine Stoughton	34	5	6	11	8	0	0	0	
143. Wayne Hicks	15	4	7	11	2	2	0	1	
144. Bruce Crowder	26	4	7	11	23	0	0	0	
145. JOE MCDONNELL	40	2	9	11	20	2	0	0	
146. Tim Horton	44	2	9	11	40	0	0	0	
147. Bob Stewart	65	3	7	10	52	0	0	0	
148. Nelson DeBenedet	31	6	3	9	11	1	0	0	
149. Marty McSorley	87	2	7	9	239	0	0	0	
150. Tom Thornbury	14	1	8	9	16	0	0	0	
151. TODD CHARLESWORTH	80	1	8	9	39	0	0	1	
152. ROGER BELANGER	44	3	5	8	32	0	0	0	
153. Ron Meighan	41	2	6	8	16	1	0	0	
154. Shel. Kannegiesser	75	2	6	8	76	0	0	0	
155. Paul Mulvey	27	1	7	8	76	0	0	0	
156. George Swarbrick	31	1	7	8	36	0	0	0	
157. Ed Van Impe	22	0	8	8	22	0	0	0	
158. Tom Cassidy	26	3	4	7	15	0	0	0	
159. Joe Norris	35	2	5	7	20	1	1	0	
160. Harvey Bennett	32	3	3	6	53	1	0	1	
161. Tony Feltrin	39	3	3	6	44	0	0	0	
162. Bob Gladney	13	1	5	6	2	0	0	0	
163. Kelly Pratt	22	0	6	6	15	0	0	0	
164. DENIS HERRON	287	0	6	6	67	-	-	-	
165. Arto Javanainen	14	4	1	5	2	0	0	0	
166. Ron Snell	7	3	2	5	6	2	0	1	
167. Ted Bulley	26	3	2	5	12	0	0	1	
168. Yvon Labre	37	2	3	5	32	0	0	0	
169. Doug Lecuyer	12	1	4	5	12	0	0	1	
170. Robin Burns	41	0	5	5	32	0	0	0	
171. Greg Millen	135	0	5	5	20	-	-	-	
172. Michel Dion	151	0	5	5	14	-	-	-	
173. Derek Sanderson	13	3	1	4	0	1	0	0	
174. Mike McMahon	12	1	3	4	19	1	0	0	
175. Rocky Saganiuk	29	1	3	4	37	0	0	0	
176. JIM MCGEOUGH	14	0	4	4	4	0	0	0	
177. Jim Wiley	26	0	4	4	2	0	0	0	
178. Dick Mattiussi	44	0	4	4	32	0	0	0	
179. Darren Lowe	8	1	2	3	0	0	0	0	
180. Jim Shires	18	1	2	3	2	0	0	0	

NAME	GAMES	GOALS	ASSISTS	POINTS	PEN	MIN	PPG	SHG	GWG
181. Wally Weir	14	0	3	3	34	0	0	0	0
182. Stan Jonathan	19	0	3	3	13	0	0	0	0
183. Larry Bignell	20	0	3	3	2	0	0	0	0
184. Ron Jones	25	0	3	3	15	0	0	0	0
185. Kim Clackson	45	0	3	3	166	0	0	0	0
186. Michel Plasse	76	0	3	3	24	-	-	-	-
187. Hartland Monahan	7	2	0	2	2	1	0	0	0
188. Billy Hicke	12	2	0	2	6	1	0	0	0
189. Brian McKenzie	6	1	1	2	4	0	0	0	0
190. Doug Barrie	8	1	1	2	8	0	0	0	0
191. Garry Swain	9	1	1	2	0	0	0	0	0
192. Ed Gilbert	45	1	1	2	0	0	0	0	0
193. Tim Tookey	8	0	2	2	2	0	0	0	0
194. John Arbour	17	0	2	2	35	0	0	0	0
195. Tom Price	19	0	2	2	8	0	0	0	0
196. DEAN DEFAZIO	22	0	2	2	28	0	0	0	
197. Greg Tebbutt	24	0	2	2	33	0	0	0	0
198. Dunc Wilson	66	0	2	2	21	-	-	-	-
199. Gary Inness	100	0	2	2	4	-	-	-	-
200. Mel Pearson	2	0	1	1	0	0	0	0	0
201. PHIL BOURQUE	5	0	1	1	12	0	0	0	
202. Roy Edwards	15	0	1	1	0	-	-	-	-
203. Cam Newton	16	0	1	1	6	-	-	-	-
204. Bennett Wolf	30	0	1	1	133	0	0	0	0
205. Gilles Lupien	31	0	1	1	34	0	0	0	0
206. Jim Rutherford	115	0	1	1	18	-	-	-	-
207. Les Binkley	196	0	1	1	2	-	-	-	-
208. Marv Edwards	1	0	0	0	0	-	-	-	-
209. Rob Garner	1	0	0	0	0	0	0	0	0
210. Bob Geale	1	0	0	0	2	0	0	0	0
211. Brian Lundberg	1	0	0	0	2	0	0	0	0
212. Greg Redquest	1	0	0	0	0	-	-	-	-
213. Paul Hoganson	2	0	0	0	0	-	-	-	-
214. Lex Hudson	2	0	0	0	0	0	0	0	0
215. Bob Taylor	2	0	0	0	0	-	-	-	-
216. Yves Bergeron	3	0	0	0	0	0	0	0	0
217. Steve Lyon	3	0	0	0	2	0	0	0	0
218. GRANT SASSER	3	0	0	0	0	0	0	0	
219. Bob Stumpf	3	0	0	0	0	0	0	0	0
220. Bill LeCaine	4	0	0	0	0	0	0	0	0
221. Mike Meeker	4	0	0	0	5	0	0	0	0
222. Vincent Tremblay	4	0	0	0	2	0	0	0	0
223. Ted Lanyon	5	0	0	0	4	0	0	0	0
224. Gary Edwards	6	0	0	0	2	-	-	-	-
225. Petteri Lehto	6	0	0	0	4	0	0	0	0
226. MIKE ROWE	6	0	0	0	7	0	0	0	
227. Ian Turnbull	7	0	0	0	4	0	0	0	0
228. BRIAN FORD	8	0	0	0	0	-	-	-	
229. Rich Sutter	9	0	0	0	0	0	0	0	0
230. Bob Johnson	12	0	0	0	6	-	-	-	-
231. Paul Harrison	13	0	0	0	0	-	-	-	-
232. Hank Nowak	13	0	0	0	11	0	0	0	0
233. Gordie Laxton	17	0	0	0	0	-	-	-	-
234. Nick Ricci	19	0	0	0	2	-	-	-	-
235. ROBERTO ROMANO	52	0	0	0	2	-	-	-	
236. Hank Bassen	25	0	0	0	8	-	-	-	-
237. Joe Daley	38	0	0	0	2	-	-	-	-
238. Rob Holland	44	0	0	0	2	-	-	-	-
239. Andy Brown	45	0	0	0	62	-	-	-	-
240. Al Smith	93	0	0	0	61	-	-	-	-
Bench					206				

TOTAL 1418 4596 7506 12,102 21379 1093 119 496

PENGUINS GOALTENDERS YEAR-BY-YEAR

SEASON	NAME	GP	MIN	GA	ENG	SO	AVG	W-L-T	SAVES	EFF
1967-68	Hank Bassen	25	1299	62	2	1	2.86	7-10-3	616	.909
	Les Binkley	54	3141	150	2	6	2.87	20-24-10	1437	.905
1968-69	Marv Edwards	1	60	3	0	0	3.00	0-1-0	30	.909
	Joe Daley	29	1615	86	3	2	3.20	10-13-3	870	.910
	Les Binkley	50	2885	158	2	0	3.29	10-31-8	1451	.902
1969-70	Joe Daley	9	528	26	1	0	2.95	1-5-3	224	.896
	Al Smith	46	2555	129	3	2	3.03	15-20-8	1151	.899
	Les Binkley	27	1477	79	0	3	3.21	10-13-1	623	.887
	Les Binkley	34	1870	89	0	2	2.86	11-11-10	802	.900
1970-71	Al Smith	45	2472	128	0	2	3.11	9-22-9	1126	.898
	Cam Newton	5	281	16	0	0	3.42	1-3-1	99	.861
	Paul Hoganson	2	57	7	0	0	7.37	0-1-0	21	.750
	Roy Edwards	15	847	36	2	0	2.55	2-8-4	355	.908
1971-72	Jim Rutherford	40	2160	116	2	1	3.22	17-15-5	972	.893
	Les Binkley	31	1673	98	4	0	3.51	7-15-5	709	.879
	Jim Rutherford	49	2660	129	3	3	2.91	20-22-5	1333	.912
1972-73	Denis Herron	18	967	55	0	2	3.41	6-7-2	397	.878
	Cam Newton	11	533	35	2	0	3.94	3-4-0	261	.882
	Andy Brown	9	520	41	0	0	4.73	3-4-2	270	.868
	Gary Inness	20	1032	56	1	0	3.26	7-10-1	477	.886
1973-74	Jim Rutherford	26	1432	82	1	0	3.44	7-12-4	610	.882
	Andy Brown	36	1956	115	0	1	3.53	13-16-4	856	.882
	Denis Herron	5	260	18	0	0	4.15	1-3-0	138	.885
	Gary Inness	57	3122	161	4	2	3.09	24-18-10	1542	.906
1974-75	Michel Plasse	20	1094	73	0	0	4.00	9-5-4	578	.888
	Bob Johnson	12	476	40	0	0	5.04	3-4-1	237	.856
	Denis Herron	3	108	11	0	0	6.11	1-1-0	66	.857
	Michel Plasse	55	3096	178	1	2	3.45	24-19-10	1435	.889
1975-76	Gary Inness	23	1212	82	1	0	4.06	8-9-2	612	.881
	Gordie Laxton	8	414	31	2	0	4.49	3-4-0	171	.838
	Bob Taylor	2	78	7	1	0	5.38	0-1-0	41	.837
	Denis Herron	34	1920	94	2	1	2.94	15-11-5	967	.911
1976-77	Dunc Wilson	45	2627	129	1	5	2.95	18-19-7	1243	.906
	Gordie Laxton	6	253	26	0	0	6.17	1-3-1	130	.833
	Denis Herron	60	3534	210	4	0	3.57	20-25-15	1920	.900
1977-78	Dunc Wilson	21	1180	95	0	0	4.83	5-11-3	507	.842
	Gordie Laxton	2	73	9	0	0	7.40	0-1-0	39	.813
	Greg Redquest	1	13	3	0	0	13.85	0-0-0	2	.400
	Denis Herron	56	3208	180	3	0	3.37	22-19-12	1487	.890
1978-79	Greg Millen	28	1532	86	2	2	3.37	14-11-1	685	.875
	Gordie Laxton	1	60	8	0	0	8.00	0-1-0	19	.704
	Nick Ricci	4	240	14	0	0	3.50	2-2-0	123	.898
1979-80	Greg Millen	44	2586	157	2	2	3.64	18-18-7	1161	.881
	Bob Holland	34	1974	126	4	1	3.83	10-17-6	804	.865
	Nick Ricci	9	540	35	1	0	3.89	4-5-0	216	.861
1980-81	Greg Millen	63	3721	258	6	0	4.16	25-27-10	1636	.864
	Bob Holland	10	539	45	0	0	5.01	1-5-3	256	.851
	Gary Edwards	6	360	22	0	1	3.67	3-2-1	171	.886
1981-82	Michel Dion	62	3580	226	8	0	3.79	25-24-12	1627	.878
	Nick Ricci	3	160	14	2	0	5.25	0-3-0	75	.824
	Paul Harrison	13	700	64	1	0	5.49	3-7-0	288	.816
	Michel Dion	49	2791	198	9	0	4.26	12-30-4	1306	.868
1982-83	Denis Herron	31	1707	151	1	1	5.31	5-18-5	777	.837
	Nick Ricci	3	147	16	1	0	6.53	1-2-0	60	.789
	Roberto Romano	3	155	18	0	0	6.97	0-3-0	78	.813
	Denis Herron	38	2027	138	7	1	4.08	8-24-2	1056	.885
1983-84	Roberto Romano	18	1020	78	0	1	4.59	6-11-0	552	.876
	Michel Dion	30	1553	138	4	0	5.33	2-19-4	793	.852
	Vince Tremblay	4	240	24	1	0	6.00	0-4-0	117	.830
	Roberto Romano	31	1629	120	1	1	4.42	9-17-2	870	.879
1984-85	Denis Herron	42	2193	169	3	0	4.62	10-22-3	1188	.875
	Michel Dion	10	553	43	1	0	4.67	3-6-0	272	.863
	Brian Ford	8	457	48	0	0	6.30	2-6-0	248	.838

ALL-TIME GOALTENDING TOTALS

NAME	GP	MIN	GA	ENG	SO	AVG	W-L-T	SAVES	EFF
Roy Edwards	15	847	36	2	0	2.55	2-8-4	355	.908
Hank Bassen	25	1299	62	2	1	2.86	7-10-3	616	.909
Marv Edwards	1	60	3	0	0	3.00	0-1-0	30	.909
Al Smith	91	5027	257	3	4	3.07	24-42-17	2277	.899
Les Binkley	196	11046	574	8	11	3.12	58-94-34	5022	.897
Jim Rutherford	115	6252	327	6	4	3.14	44-49-14	2915	.899
Joe Daley	38	2143	112	4	2	3.14	11-18-6	1094	.907
Gary Inness	100	5366	299	6	2	3.34	39-37-13	2591	.897
Dunc Wilson	66	3807	224	1	5	3.53	23-30-10	1750	.887
Michel Plasse	75	4190	251	1	2	3.59	33-24-14	2013	.889
Gary Edwards	6	360	22	0	1	3.67	3-2-1	171	.886
Cam Newton	16	814	51	2	0	3.76	4-7-1	360	.876
Andy Brown	45	2476	156	0	1	3.78	16-20-6	1126	.878
Greg Millen	135	7839	501	10	4	3.83	57-56-18	3482	.874
DENIS HERRON	287	15924	1026	20	6	3.87	88-130-44	7996	.886
Bob Holland	44	2513	171	4	1	4.08	11-22-9	1060	.861
Michel Dion	151	8477	605	22	0	4.28	42-79-20	3998	.855
Nick Ricci	19	1087	79	4	0	4.36	7-12-0	474	.857
ROBERTO ROMANO	52	2804	216	1	2	4.62	15-31-2	1500	.874
Bob Johnson	12	476	40	0	0	5.04	3-4-1	237	.856
Bob Taylor	2	78	7	1	0	5.38	0-1-0	41	.837
Paul Harrison	13	700	64	1	0	5.49	3-7-0	288	.816
Gordie Laxton	17	800	74	2	0	5.55	4-9-1	359	.829
Vincent Tremblay	4	240	24	1	0	6.00	0-4-0	117	.830
BRIAN FORD	8	457	48	0	0	6.30	2-6-0	248	.838
Paul Hoganson	2	57	7	0	0	7.37	0-1-0	21	.750
Greg Redquest	1	13	3	0	0	13.85	0-0-0	2	.400
TOTAL	1418	85,152	5239	101	46	3.76	496-704-218	40,143	.885

PENGUINS ALL-TIME GOALTENDING VS NHL

	GP	MIN	GA	SO	SAVES	AVG	W-L-T	SVPCT
VS BOSTON								
Brian Ford	2	117	9	0	65	4.62	1-1-0	.878
Denis Herron	15	860	64	0	429	4.47	4-10-1	.870
Roberto Romano	1	4	3	0	3	45.00	0-0-0	.500
VS BUFFALO								
Denis Herron	18	1086	70	0	554	3.87	4-5-9	.888
Roberto Romano	1	60	7	0	29	7.00	0-1-0	.806
VS CALGARY								
Brian Ford	1	60	3	0	28	3.00	1-0-0	.903
Denis Herron	14	692	45	0	318	3.90	3-7-1	.876
Roberto Romano	1	65	6	0	40	5.54	0-0-1	.870
VS CHICAGO								
Denis Herron	14	733	44	0	364	3.52	5-4-3	.894
Roberto Romano	3	160	7	0	83	2.63	1-2-0	.922
VS DETROIT								
Denis Herron	15	880	45	0	420	3.00	5-7-2	.905
Roberto Romano	2	125	13	0	64	6.24	0-1-1	.831
VS EDMONTON								
Denis Herron	5	278	23	0	150	4.96	1-2-1	.867
Roberto Romano	2	106	14	0	57	7.92	0-2-0	.803
VS HARTFORD								
Denis Herron	5	280	16	0	151	3.43	3-2-0	.904
Roberto Romano	1	60	0	1	34	0.00	1-0-0	1.000
VS LOS ANGELES								
Denis Herron	14	793	44	0	444	3.33	3-5-5	.910
Roberto Romano	2	120	10	0	55	5.00	0-2-0	.846
VS MINNESOTA								
Denis Herron	15	887	54	0	457	3.65	8-6-1	.894
Roberto Romano	4	240	10	1	149	2.50	2-2-0	.937
VS MONTREAL								
Denis Herron	21	1128	85	0	564	4.52	4-11-4	.869
Roberto Romano	1	35	6	0	16	10.29	0-1-0	.727
VS NEW JERSEY								
Denis Herron	13	740	41	1	397	3.32	6-4-2	.906
Roberto Romano	6	342	22	0	151	3.86	2-4-0	.873
VS NY ISLANDERS								
Brian Ford	1	60	4	0	33	4.00	0-1-0	.892
Denis Herron	24	1311	83	1	666	3.80	6-12-4	.889
Roberto Romano	3	180	14	0	97	4.67	1-2-0	.874
VS NY RANGERS								
Brian Ford	1	60	8	0	18	8.00	0-1-0	.692
Denis Herron	15	904	52	1	464	3.45	6-7-2	.899
Roberto Romano	4	212	16	0	123	4.53	2-1-0	.885
VS PHILADELPHIA								
Brian Ford	1	40	10	0	30	15.00	0-1-0	.750
Denis Herron	16	895	61	1	502	4.09	1-12-1	.892
Roberto Romano	5	260	22	0	148	5.08	1-3-0	.871

PENGUINS ALL-TIME GOALTENDING VS NHL

	GP	MIN	GA	SO	SAVES	AVG	W-L-T	SVPCT
VS QUEBEC								
Denis Herron	7	360	47	0	143	7.83	0-6-0	.753
Roberto Romano	4	180	21	0	94	7.00	0-3-0	.817
VS ST. LOUIS								
Denis Herron	11	567	41	0	281	4.34	3-4-2	.873
Roberto Romano	1	57	4	0	38	4.21	1-0-0	.905
VS TORONTO								
Denis Herron	19	919	57	0	463	3.72	8-6-0	.890
Roberto Romano	4	198	8	0	107	2.42	2-2-0	.938
VS VANCOUVER								
Denis Herron	13	706	46	1	326	3.91	5-6-1	.876
Roberto Romano	2	120	5	0	80	2.50	2-0-0	.941
VS WASHINGTON								
Brian Ford	2	120	14	0	74	7.00	0-2-0	.841
Denis Herron	23	1305	76	1	634	3.49	6-12-4	.893
Roberto Romano	3	160	15	0	82	5.63	0-3-0	.845
VS WINNIPEG								
Denis Herron	1	60	3	0	30	3.00	1-0-0	.909
Roberto Romano	2	120	13	0	50	6.50	0-2-0	.794
(All records with Pittsburgh only)								
TOTAL	GP	MIN	GA	SO	SAVES	AVG	W-L-T	SVPCT
Denis Herron (Home)	141	7890	442	2	3794	3.36	58-50-25	.896
Denis Herron (Away)	146	8034	536	3	4202	4.36	30-80-19	.878
DENIS HERRON (TOTAL)	287	15924	1026	5	7996	3.87	88-130-44	.886
Roberto Romano (Home)	24	1232	88	2	632	4.29	9-12-0	.878
Roberto Romano (Away)	28	1572	128	0	868	4.89	6-19-2	.871
ROBERTO ROMANO (TOTAL)	52	2804	216	2	1600	4.62	15-31-2	.881
Brian Ford (Home)	3	176	15	0	72	5.11	1-2-0	.828
Brian Ford (Away)	5	281	33	0	176	7.04	1-4-0	.842
BRIAN FORD (TOTAL)	8	457	48	0	248	6.30	2-6-0	.838

ALL TIME LEADERS

GAMES PLAYED

1. Jean Pronovost	753
2. Rick Kehoe	722
3. Ron Stackhouse	621
4. Ron Schock	619
5. Dave Burrows	573
6. Syl Apps	495
7. Greg Malone	495
8. Peter Lee	431
9. Randy Carlyle	397
10. Ken Schinkel	371
11. Russ Anderson	353
12. Val Fonteyne	349
13. Bryan Hextall	335
14. Lowell MacDonald	328
15. George Ferguson	310
16. Nick Harbaruk	308
17. Bryan Watson	304
18. Keith McCreary	292
19. MIKE BULLARD	291
20. DENIS HERRON	287
21. Rod Schutt	278
22. Duane Rupp	265
23. Wayne Bianchin	265
24. DOUG SHEDDEN	265

ASSISTS

1. Syl Apps	349
2. Rick Kehoe	324
3. Jean Pronovost	287
4. Ron Schock	280
5. Ron Stackhouse	277
6. Randy Carlyle	257
7. Greg Malone	221
8. Lowell MacDonald	166
9. Ken Schinkel	143
10. Pierre Larouche	134
11. Peter Lee	131
12. DOUG SHEDDEN	125
13. MIKE BULLARD	123
14. Bryan Hextall	115
15. Pat Boutette	109
16. Dave Burrows	108
17. George Ferguson	106
18. Paul Gardner	105
19. Rod Schutt	92
20. Mario Faubert	90
21. Bob Kelly	85

PENALTY MINUTES

1. Bryan Watson	871
2. Paul Baxter	851
3. GARY RISSLING	832
4. Russ Anderson	684
5. Randy Carlyle	582
6. Pat Boutette	548
7. Ron Stackhouse	547
8. Dave Schultz	535
9. Colin Campbell	517
10. Bryan Hextall	498
11. Greg Malone	496
12. Bob Kelly	462

GOALS

1. Jean Pronovost	316
2. Rick Kehoe	312
3. Syl Apps	151
4. Greg Malone	143
5. MIKE BULLARD	143
6. Lowell MacDonald	140
7. Ron Schock	124
8. Pierre Larouche	119
9. Peter Lee	114
10. Paul Gardner	98
11. Ken Schinkel	93
12. DOUG SHEDDEN	91
13. George Ferguson	89
14. Greg Polis	88
15. Keith McCreary	82
16. Rod Schutt	76
17. Bryan Hextall	71
18. Bob Kelly	69
19. Wayne Bianchin	68
20. Ron Stackhouse	66
21. Randy Carlyle	66

POINTS

1. Rick Kehoe	636
2. Jean Pronovost	603
3. Syl Apps	500
4. Ron Schock	404
5. Greg Malone	364
6. Ron Stackhouse	343
7. Randy Carlyle	323
8. Lowell MacDonald	306
9. MIKE BULLARD	266
10. Pierre Larouche	253
11. Peter Lee	245
12. Ken Schinkel	236
13. DOUG SHEDDEN	216
14. Paul Gardner	203
15. George Ferguson	195
16. Bryan Hextall	186
17. Pat Boutette	174
18. Rod Schutt	168
19. Greg Polis	158
20. Bob Kelly	154

GOAL LEADERS

1984-85	Mario Lemieux	43
	Warren Young	40
	Doug Shedden	35
1983-84	Mike Bullard	51
	Ron Flockhart	27
	Mark Taylor	24
1982-83	Rick Kehoe	29
	Paul Gardner	28
	Pat Boutette	27
1981-82	Mike Bullard	37
	Paul Gardner	36
	Rick Kehoe	33
1980-81	Rick Kehoe	55 **
	Paul Gardner	34
	Peter Lee	30
1979-80	Rick Kehoe	30
	George Ferguson	21
	Greg Malone	19
	Gary McAdam	19
1978-79	Greg Malone	35
	Peter Lee	32
	Rick Kehoe	27
1977-78	Jean Pronovost	40
	Rick Kehoe	29
	Pete Mahovlich	25
1976-77	Jean Pronovost	33
	Rick Kehoe	30
	Pierre Larouche	29
1975-76	Pierre Larouche	53
	Jean Pronovost	52
	Syl Apps	32
1974-75	Jean Pronovost	43
	Rick Kehoe	32
	Vic Hadfield	31
	Pierre Larouche	31
1973-74	Lowell MacDonald	43
	Jean Pronovost	40
	Syl Apps	24
1972-73	Al McDonough	35
	Lowell MacDonald	34
	Syl Apps	29
1971-72	Jean Pronovost	30
	Greg Polis	30
	Bryan Hextall	20
1970-71	Jean Pronovost	21
	Dean Prentice	21
	Keith McCreary	21
1969-70	Dean Prentice	26
	Ken Schinkel	20
	Jean Pronovost	20
1968-69	Keith McCreary	25
	Ken Schinkel	18
	Lou Angotti	17
1967-68	Ab McDonald	22
	Andy Bathgate	20
	Gene Ubriaco	18

ASSISTS LEADERS

Mario Lemieux	57
John Chabot	45
Moe Mantha	40
Mike Bullard	41
Doug Shedden	35
Mark Taylor	31
Greg Malone	44
Doug Shedden	43
Randy Carlyle	41
Randy Carlyle	64
Rick Kehoe	52
Pat Boutette	51
Randy Carlyle	67 **
Mario Faubert	44
Paul Gardner	40
Greg Malone	32
Rick Kehoe	30
Orest Kindrachuk	29
Peter Lee	29
Orest Kindrachuk	42
Pete Mahovlich	39
Randy Carlyle	34
Greg Malone	43
Tom Edur	38
Gene Carr	37
Syl Apps	43
Pierre Larouche	34
Ron Stackhouse	34
Syl Apps	67 **
Ron Stackhouse	60
Pierre Larouche	58
Ron Schock	63
Syl Apps	55
Ron Stackhouse	45
Syl Apps	61
Lowell MacDonald	39
Jean Pronovost	32
Syl Apps	56
Al McDonough	41
Lowell MacDonald	41
Syl Apps	44
Ken Schinkel	30
Ron Schock	29
Bryan Hextall	32
Wally Boyer	30
Andy Bathgate	29
Michel Briere	32
Dean Prentice	25
Ken Schinkel	25
Bob Woytowich	25
Charlie Burns	38
Ken Schinkel	34
Jean Pronovost	25
Andy Bathgate	39
Val Fonteyne	28
Noel Price	27

POINT LEADERS			PEN MIN LEADERS		
1984-85	Mario Lemieux Warren Young Doug Shedden	100 72 67	Gary Rissling Rod Buskas Warren Young	209 191 176	
1983-84	Mike Bullard Doug Shedden Mark Taylor	92 57 55	Gary Rissling Marty McSorley Pat Boutette	297 224 140	
1982-83	Doug Shedden Rick Kehoe Greg Malone	67 65 61	Paul Baxter Pat Boutette Gary Rissling	238 152 128	
1981-82	Rick Kehoe Randy Carlyle Pat Boutette	85 75 74	Paul Baxter Pat Price Pat Boutette	409 ** 322 230	
1980-81	Rick Kehoe Randy Carlyle Paul Gardner	88 83 74	Paul Baxter Pat Hughes Gary Rissling	204 161 143	
1979-80	Rick Kehoe Greg Malone George Ferguson	60 51 49	Kim Clackson Russ Anderson Mario Faubert	166 150 83	
1978-79	Greg Malone Orest Kindrachuk Peter Lee	65 60 58	Dave Schultz Colin Campbell Russ Anderson	157 137 93	
1977-78	Jean Pronovost Pete Mahovlich Greg Malone	65 61 61	Dave Schultz Russ Anderson Colin Campbell	378 150 103	
1976-77	Jean Pronovost Pierre Larouche Syl Apps	64 63 61	Bob Kelly Russ Anderson Ron Stackhouse	115 81 72	
1975-76	Pierre Larouche Jean Pronovost Syl Apps	111 104 99	Steve Durbano Bob Kelly Barry Wilkins	161 149 106	
1974-75	Ron Schock Syl Apps Jean Pronovost	86 79 75	Colin Campbell Bob Kelly Bob Paradise	172 120 109	
1973-74	Syl Apps Lowell MacDonald Jean Pronovost	85 82 72	Steve Durbano Bryan Watson Bob Kelly	138 137 78	
1972-73	Syl Apps Al McDonough Lowell MacDonald	85 76 75	Bryan Watson Bryan Hextall Darryl Edestrand	179 113 88	
1971-72	Syl Apps Jean Pronovost Greg Polis	59 53 49	Bryan Watson Bryan Hextall Syl Apps	212 126 78	
1970-71	Bryan Hextall Jean Pronovost Andy Bathgate	48 45 44	Bryan Hextall Bryan Watson Nick Harbaruk	133 119 108	
1969-70	Dean Prentice Ken Schinkel Michel Briere	51 45 44	Bryan Watson Tracy Pratt Glen Sather	189 124 114	
1968-69	Ken Schinkel Charlie Burns Keith McCreary	52 51 48	Dunc McCallum Bob Woytowich Noel Price	81 64 61	
1967-68	Andy Bathgate Lowell MacDonald Ken Schinkel	59 43 39	Leo Boivin Al MacNeil Andy Bathgate	74 58 55	

	POWER PLAY GOALS		POWER PLAY ASSISTS		POWER PLAY POINTS	
1984-85	Mike Bullard Doug Shedden Mario Lemieux	14 12 11	Mario Lemieux Moe Mantha John Chabot Doug Shedden	22 16 13	Mario Lemieux Doug Shedden Mike Bullard	33 25 24
1983-84	Mike Bullard Pat Boutette	15 10	Randy Carlyle Mike Bullard	19 16	Mike Bullard Mark Taylor Rick Kehoe	31 19 19
1982-83	Paul Gardner Rick Kehoe Pat Boutette	20 15 13	Rick Kehoe Doug Shedden Paul Gardner Greg Hotham	23 17 17 17	Rick Kehoe Paul Gardner Pat Boutette	38 37 29
1981-82	Paul Gardner Rick Kehoe Pat Boutette	21 ** 17 14	Randy Carlyle Rick Kehoe Pat Boutette	33 33 27	Rick Kehoe Pat Boutette Randy Carlyle Paul Gardner	50 ** 41 40 39
1980-81	Rick Kehoe Paul Gardner Rod Schutt	20 18 11	Randy Carlyle Mario Faubert Rick Kehoe	39 ** 23 19	Randy Carlyle Rick Kehoe Paul Gardner	46 39 35
1979-80	Rick Kehoe	7	Randy Carlyle	15	Randy Carlyle	18
1978-79	Peter Lee	10	Randy Carlyle	16	Randy Carlyle	19
1977-78	Jean Pronovost	12	Gene Carr	20	Gene Carr	24
1976-77	Pierre Larouche	8	Syl Apps	13	Pierre Larouche	17
1975-76	Pierre Larouche Jean Pronovost Lowell MacDonald	18 13 12	Jean Pronovost Ron Stackhouse Vic Hadfield	24 22 20	Jean Pronovost Pierre Larouche	37 32
1974-75	Jean Pronovost	11	Ron Stackhouse Vic Hadfield	22 18	Ron Stackhouse Vic Hadfield	28 25
1973-74	Lowell MacDonald	9	Syl Apps	16	Syl Apps Lowell MacDonald	23 23
1972-73	Greg Polis Eddie Shack	8 8	Al McDonough	15	Al McDonough	22
1971-72	Greg Polis	8	Syl Apps	11	Syl Apps	14
1970-71	Andy Bathgate Ron Schock	7 7	Duane Rupp Duane Rupp	19 20	Bryan Hextall	20
1969-70	Dean Prentice	12	Bob Woytowich	15	Bob Woytowich	20
1968-69	Ken Schinkel Keith McCreary	8 8	Ken Schinkel	11	Ken Schinkel	19
1967-68	Ab McDonald	6	Andy Bathgate	14	Andy Bathgate	16

BEST SEASONS

GOALS - ONE SEASON

- 55 - Rick Kehoe (1980-81)
- 53 - Pierre Larouche (1975-76)
- 52 - Jean Pronovost (1975-76)
- 51 - Mike Bullard (1983-84)

- 43 - Lowell MacDonald (1973-74)
- 43 - Jean Pronovost (1974-75)
- 43 - Mario Lemieux (1984-85)
- 40 - Jean Pronovost (1973-74)
- 40 - Jean Pronovost (1977-78)
- 40 - Warren Young (1984-85)

POINTS - ONE SEASON

- 111 - Pierre Larouche (1975-76)
- 104 - Jean Pronovost (1975-76)
- 100 - Mario Lemieux (1984-85)
- 99 - Syl Apps (1975-76)
- 92 - Mike Bullard (1983-84)

- 88 - Rick Kehoe (1980-81)
- 86 - Ron Schock (1974-75)
- 85 - Syl Apps (1972-73)
- 85 - Syl Apps (1973-74)
- 85 - Rick Kehoe (1981-82)
- 83 - Randy Carlyle (1980-81)
- 82 - Lowell MacDonald (1973-74)

POWER PLAY GOALS - ONE SEASON

- 21 - Paul Gardner (1981-82)
- 20 - Rick Kehoe (1980-81)
- 20 - Paul Gardner (1982-83)
- 18 - Pierre Larouche (1975-76)
- 17 - Rick Kehoe (1981-82)
- 15 - Rick Kehoe (1982-83)
- 15 - Mike Bullard (1983-84)

POWER PLAY POINTS - ONE SEASON

- 50 - Rick Kehoe (1981-82)
- 46 - Randy Carlyle (1981-82)
- 41 - Pat Boutette (1981-82)
- 40 - Randy Carlyle (1981-82)
- 39 - Rick Kehoe (1980-81)
- 39 - Paul Gardner (1981-82)

ASSISTS - ONE SEASON

- 67 - Syl Apps (1975-76)
- 67 - Randy Carlyle (1980-81)
- 64 - Randy Carlyle (1981-82)
- 63 - Ron Schock (1974-75)
- 61 - Syl Apps (1973-74)
- 60 - Ron Stackhouse (1975-76)

- 58 - Pierre Larouche (1975-76)
- 57 - Mario Lemieux (1984-85)
- 56 - Syl Apps (1972-73)
- 55 - Syl Apps (1974-75)

PEN MIN - ONE SEASON

- 409 - Paul Baxter (1981-82)
- 378 - Dave Schultz (1977-78)
- 322 - Pat Price (1981-82)
- 297 - Gary Rissling (1983-84)
- 238 - Paul Baxter (1982-83)
- 230 - Pat Boutette (1981-82)
- 224 - Marty McSorley (1983-84)
- 212 - Bryan Watson (1971-72)
- 209 - Gary Rissling (1984-85)
- 204 - Paul Baxter (1980-81)

- 191 - Rod Buskas (1984-85)
- 189 - Bryan Watson (1969-70)
- 179 - Bryan Watson (1972-73)

POWER PLAY ASSISTS - ONE SEASON

- 39 - Randy Carlyle (1980-81)
- 33 - Randy Carlyle (1981-82)
- 33 - Rick Kehoe (1981-82)
- 27 - Pat Boutette (1981-82)
- 24 - Jean Pronovost (1975-76)
- 23 - Mario Faubert (1980-81)
- 23 - Rick Kehoe (1982-83)

SHOTS ON GOAL - ONE SEASON

- 319 - Pierre Larouche (1975-76)
- 299 - Jean Pronovost (1975-76)
- 299 - Rick Kehoe (1980-81)
- 293 - Andy Bathgate (1967-68)
- 284 - Al McDonough (1972-73)
- 275 - Jean Pronovost (1974-75)

THE LAST TIME

PENGUINS HAD A SHUTOUT:

- HOME — March 16, 1985 vs NY Rangers — Denis Herron — (5-0) (26 saves)
- AWAY — October 14, 1983 at Washington — Denis Herron — (4-0) (29 saves)

PENGUINS WERE SHUTOUT:

- HOME — February 2, 1985 vs NY Islanders — Kelly Hrudey — (4-0) (26 saves)
- AWAY — March 5, 1985 at Los Angeles — Bob Janecyk — (6-0) (21 saves)

PENGUINS PLAYED OVERTIME GAME:

- HOME — November 21, 1984 vs Washington (3-3 tie)
- AWAY — March 9, 1985 at Boston (6-5 win)

PENGUINS WON IN OVERTIME:

- HOME — Pens have never won at home in overtime in regular season.
- AWAY — March 9, 1985 at Boston (6-5) (Wayne Babych)

PENGUINS LOST IN OVERTIME:

- HOME — February 8, 1984 vs Buffalo (6-5) (Dave Andreychuk)
- AWAY — February 26, 1984 at New York Rangers (4-3) (Mark Osborne)

PENGUIN PLAYER HAD A HAT TRICK:

- HOME — Mike Bullard, December 26, 1984 vs NY Islanders (Kelly Hrudey)
- AWAY — Mark Taylor, March 29, 1984 at NY Rangers (John Vanbiesbrouck)

OPPOSING PLAYER HAD A HAT TRICK:

- HOME — Peter Sundstrom (NY Rangers), February 22, 1985 (Brian Ford)
- AWAY — Dale Hawerchuk (Winnipeg), January 21, 1985 (Roberto Romano)
- Wayne Gretzky (Edmonton), January 26, 1985 (Denis Herron)

PENGUIN PLAYER HAD A PENALTY SHOT:

- HOME — Andy Brickley, November 29, 1984 vs Murray Bannerman (Chicago) NO
- AWAY — Mario Lemieux, December 29, 1984 vs Mario Gosselin (Quebec) GOAL
- Warren Young, January 2, 1985 vs Tim Bernhardt (Toronto) GOAL

OPPOSING PLAYER HAD A PENALTY SHOT:

- HOME — Orest Kindrachuk (Philadelphia), October 15, 1977 vs Dunc Wilson NO
- AWAY — Michel Goulet (Quebec), December 29, 1984 vs Denis Herron NO

PENGUIN PLAYER HAD A FIVE-POINT GAME:

- HOME — Mario Lemieux, February 20, 1985 vs Calgary (2 goals and 3 assists)
- AWAY — Pat Boutette, March 12, 1983 at Hartford (1 goal and 4 assists)

OPPOSING PLAYER HAD A FIVE-POINT GAME:

- HOME — Jorgen Pettersson (St. Louis), November 8, 1984 (3g-2a)
- AWAY — Michel Goulet (Quebec), December 29, 1984 (3g-2a)

PENGUIN PLAYER HAD A FOUR-GOAL GAME:

- HOME — Mike Bullard, December 4, 1984 vs St. Louis
- AWAY — Penguins have never had a four-goal game on the road.

OPPOSING PLAYER HAD A FOUR-GOAL GAME:

- HOME — Wayne Gretzky (Edmonton), February 22, 1984
- AWAY — Mike Bossy (NY Islanders), January 13, 1981

PENGUINS HAD 50+ SHOTS IN A GAME:

- HOME — January 17, 1981 vs Los Angeles (52)
- AWAY — February 25, 1979 at Chicago (49)

OPPONENTS HAD 50+ SHOTS IN A GAME:

- HOME — October 23, 1982 vs Philadelphia (50 vs Michel Dion)
- AWAY — February 17, 1984 at Vancouver (50 vs Roberto Romano)

PENGUINS HAD 20+ SHOTS IN A PERIOD:

- HOME — November 11, 1983 vs New York Islanders (22 vs Billy Smith)
- AWAY — March 6, 1984 at New Jersey (22 vs Glenn Resch)

OPPONENTS HAD 20+ SHOTS IN A PERIOD:

- HOME — January 30, 1985 vs Toronto (22 vs Denis Herron & Roberto Romano)
- AWAY — March 10, 1985 at Philadelphia (23 vs Brian Ford)

PENGUINS HAD 40+ SAVES IN A GAME:

- HOME — January 12, 1985 vs Edmonton (45 by Denis Herron)
- January 30, 1985 vs Toronto (40 by Herron and Romano)
- AWAY — February 23, 1985 at Minnesota (43 by Roberto Romano)
- March 3, 1985 at New York Rangers (42 by Denis Herron)

OPPONENT HAD 40+ SAVES IN A GAME:

- HOME — November 8, 1983 vs Calgary (45 by Don Edwards)
- AWAY — March 6, 1984 at New Jersey (40 by Glenn Resch)

NHL OVERTIME RECORDS

TEAM	HOME				AWAY				TOTAL				PCT
	GP	W	L	T	GP	W	L	T	GP	W	L	T	
1984-85	9	3	2	4	9	1	2	6	18	4	4	10	
1983-84	4	1	0	3	3	0	0	3	7	1	0	6	
BOSTON TOTAL	13	4	2	7	12	1	2	9	25	5	4	16	.520
1984-85	9	0	2	7	8	0	1	7	17	0	3	14	
1983-84	8	2	0	6	5	3	1	1	13	5	1	7	
BUFFALO TOTAL	17	2	2	13	13	3	2	8	30	5	4	21	.517
1984-85	7	1	0	6	7	0	1	6	14	1	1	12	
1983-84	9	2	0	7	9	2	0	7	18	4	0	14	
CALGARY TOTAL	16	3	0	13	16	2	1	13	32	5	1	26	.563
1984-85	3	0	1	2	9	2	2	5	12	2	3	7	
1983-84	2	0	0	2	7	0	1	6	9	0	1	8	
CHICAGO TOTAL	5	0	1	4	16	2	3	11	21	2	4	15	.452
1984-85	7	0	0	7	7	0	2	5	14	0	2	12	
1983-84	4	2	0	2	7	1	1	5	11	3	1	7	
DETROIT TOTAL	11	2	0	9	14	1	3	10	25	3	3	19	.500
1984-85	7	0	0	7	5	0	1	4	12	0	1	11	
1983-84	5	1	0	4	4	3	0	1	9	4	0	5	
EDMONTON TOTAL	12	1	0	11	9	3	1	5	21	4	1	16	.571
1984-85	10	2	3	5	7	2	1	4	17	4	4	9	
1983-84	6	1	0	5	9	1	3	5	15	2	3	10	
HARTFORD TOTAL	16	3	3	10	16	3	4	9	32	6	7	19	.484
1984-85	8	1	1	6	11	2	1	8	19	3	2	14	
1983-84	10	0	2	8	7	1	1	5	17	1	3	13	
LOS ANGELES TOTAL	18	1	3	14	18	3	2	13	36	4	5	27	.486
1984-85	9	1	1	7	6	0	1	5	15	1	2	12	
1983-84	9	4	1	4	9	1	2	6	18	5	3	10	
MINNESOTA TOTAL	18	5	2	11	15	1	3	11	33	6	5	22	.515
1984-85	8	2	0	6	10	1	3	6	18	3	3	12	
1983-84	2	0	0	2	5	1	1	3	7	1	1	5	
MONTREAL TOTAL	10	2	0	8	15	2	4	9	25	4	4	17	.500
1984-85	6	0	0	6	6	0	2	4	12	0	2	10	
1983-84	8	1	5	2	7	0	2	5	15	1	7	7	
NEW JERSEY TOTAL	14	1	5	8	13	0	4	9	27	1	9	17	.352
1984-85	7	1	3	3	8	0	5	3	15	1	8	6	
1983-84	2	0	1	1	8	3	2	3	10	3	3	4	
NY ISLANDERS TOTAL	9	1	4	4	16	3	7	6	25	4	11	10	.360
1984-85	12	2	4	6	5	0	1	4	17	2	5	10	
1983-84	7	4	2	1	10	1	1	8	17	5	3	9	
NY RANGERS TOTAL	19	6	6	7	15	1	2	12	34	7	8	19	.485
1984-85	4	0	0	4	5	1	1	3	9	1	1	7	
1983-84	8	2	1	5	6	1	0	5	14	3	1	10	
PHILADELPHIA TOTAL	12	2	1	9	11	2	1	8	23	4	2	17	.543
1984-85	3	0	0	3	5	3	0	2	8	3	0	5	
1983-84	7	0	3	4	5	1	2	2	12	1	5	6	
PITTSBURGH TOTAL	10	0	3	7	10	4	2	4	20	4	5	11	.475
1984-85	7	1	2	4	7	2	0	5	14	3	2	9	
1983-84	7	0	2	5	8	0	3	5	15	0	5	10	
QUEBEC TOTAL	14	1	4	9	15	2	3	10	29	3	7	19	.431
1984-85	9	2	0	7	6	0	1	5	15	2	1	12	
1983-84	4	1	0	3	7	2	1	4	11	3	1	7	
ST. LOUIS TOTAL	13	3	0	10	13	2	2	9	26	5	2	19	.558

	HOME				AWAY				TOTAL				
1984-85	6	3	1	2	9	2	1	6	15	5	2	8	
1983-84	10	1	2	7	3	0	1	2	13	1	3	9	
TORONTO TOTAL	16	4	3	9	12	2	2	8	28	6	5	17	.518
1984-85	9	5	0	4	8	2	1	5	17	7	1	9	
1983-84	7	2	1	4	9	1	3	5	16	3	4	9	
VANCOUVER TOTAL	16	7	1	8	17	3	4	10	33	10	5	18	.576
1984-85	3	1	0	2	9	2	0	7	12	3	0	9	
1983-84	6	1	2	3	3	0	1	2	9	1	3	5	
WASHINGTON TOTAL	9	2	2	5	12	2	1	9	21	4	3	14	.524
1984-85	9	2	1	6	5	1	0	4	14	3	1	10	
1983-84	15	3	4	8	9	4	2	3	24	7	6	11	
WINNIPEG TOTAL	24	5	5	14	14	5	2	7	38	10	7	21	.539
1984-85	152	27	21	104	152	21	27	104	304	48	48	208	
1983-84	140	28	26	86	140	26	28	86	280	54	54	172	
TOTAL	292	55	47	190	292	47	55	190	584	102	102	380	

MOST OVERTIME GAMES:	ONE SEASON	ALL-TIME
GAMES:	24 - Winnipeg (1983-84)	38 - Winnipeg
HOME GAMES:	15 - Winnipeg (1983-84)	24 - Winnipeg
AWAY GAMES:	8 - Winnipeg (1983-84)	14 - Winnipeg
	8 - Los Angeles (1983-84)	14 - Los Angeles
WINS:	7 - Winnipeg (1983-84)	10 - Winnipeg
	7 - Vancouver (1984-85)	10 - Vancouver
HOME WINS:	5 - Vancouver (1984-85)	7 - Vancouver
AWAY WINS:	4 - Winnipeg (1983-84)	5 - Winnipeg
LOSSES:	8 - NY Islanders (1984-85)	11 - NY Islanders
HOME LOSSES:	5 - New Jersey (1983-84)	6 - NY Rangers
AWAY LOSSES:	5 - NY Islanders (1984-85)	7 - NY Islanders
TIES:	14 - Calgary (1983-84)	27 - Los Angeles
	14 - Buffalo (1984-85)	
HOME TIES:	14 - Los Angeles (1984-85)	14 - Los Angeles
	8 - Los Angeles (1983-84)	14 - Winnipeg
AWAY TIES:	8 - Winnipeg (1983-84)	8 - Los Angeles (1983-84)
	8 - NY Rangers (1983-84)	13 - Calgary
	8 - Los Angeles (1984-85)	13 - Los Angeles

PITTSBURGH OVERTIME VICTORIES

Mar. 9, 1985 Wayne Babych scored at 1:06 - Pittsburgh 6 at Boston 5
 Dec. 7, 1984 Randy Hillier scored at 1:35 - Pittsburgh 4 at NY Rangers 3
 Nov. 14, 1984 Mario Lemieux scored at 3:54 - Pittsburgh 4 at Winnipeg 3

OPPONENT OVERTIME VICTORIES

Feb. 26, 1984 Mark Osborne scored at 2:18 - Pittsburgh 3 at NY Rangers 4
 Feb. 8, 1984 Dave Andreychuk scored at 0:35 - Buffalo 6 at Pittsburgh 5
 Jan. 18, 1984 Paul MacLean scored at 1:28 - Winnipeg 5 at Pittsburgh 4
 Nov. 20, 1983 Bobby Clarke scored at 2:43 - Pittsburgh 4 at Philadelphia 5
 Oct. 12, 1983 Lucien DeBlois scored at 1:34 - Winnipeg 4 at Pittsburgh 3

1985-86 PLAYER PERSONNEL

NO.	PLAYER (POS)	HGT	WGT	PLACE OF BIRTH	DATE
FORWARDS:					
26.	Babych, Wayne (RW)	5-11	190	Edmonton, Alta.	June 6, 1968
24.	Belanger, Roger (RW)	6-0	192	St. Catharines, Ont.	December 1, 1965
22.	Bullard, Mike (C)	5-10	195	Ottawa, Ont.	March 10, 1961
	Carlson, Steve (LW)	6-3	205	Virginia, Minn.	August 23, 1954
9.	Chabot, John (C)	6-3	190	Summerside, P.E.I.	May 18, 1962
	Chin, Colin (C)	5-8	155	Ft. Wayne, Ind.	August 28, 1961
	Cunneyworth, Randy (LW)	6-0	180	Etobicoke, Ont.	May 10, 1961
	Defazio, Dean (LW)	5-11	185	Ottawa, Ont.	April 16, 1963
	Dei Col, John (LW)	5-10	190	St. Catharines, Ont.	May 11, 1965
	Errey, Bob (LW)	5-10	185	Montreal, Que.	September 21, 1964
	Gatzos, Steve (RW)	5-11	182	Toronto, Ont.	June 22, 1961
	Giffin, Lee (RW)	5-11	177	Chatham, Ont.	April 1, 1967
	Gotaas, Steve (C)	5-10	170	Camrose, Alta.	May 10, 1967
32.	Hannan, David (C)	5-10	173	Sudbury, Ont.	November 26, 1961
	Lamoureux, Mitch (C)	5-6	173	Ottawa, Ont.	August 22, 1962
66.	Lemieux, Mario (C)	6-4	200	Montreal, Que.	October 5, 1965
11.	Loney, Troy (LW)	6-3	215	Bow Island, Alta.	September 21, 1963
16.	McGeough, James (RW)	5-8	170	Regina, Sask.	April 13, 1963
25.	Nolan, Ted (LW)	6-0	185	Sault Ste. Marie, Ont.	April 7, 1958
12.	O'Regan, Tom (C)	5-10	182	Cambridge, Mass.	December 29, 1961
	Rissling, Gary (LW)	5-9	175	Saskatoon, Sask.	August 8, 1956
	Rouleston, Tom (RW)	6-1	185	Winnipeg, Man.	November 20, 1957
8.	Ruskowski, Terry (LW)	5-9	180	Prince Albert, Sask.	December 31, 1954
14.	Shedden, Doug (RW)	6-0	184	Wallaceburg, Ont.	April 26, 1961
	Simpson, Dave (C)	6-1	195	London, Ont.	March 3, 1962
18.	Simpson, Craig (C)	6-2	185	London, Ont.	February 15, 1967
17.	Teevens, Mark (RW)	6-0	180	Ottawa, Ont.	June 17, 1966
DEFENSEMEN:					
3.	Bodger, Doug (LD)	6-2	200	Chernainus, B.C.	June 18, 1966
4.	Bourque, Phil (LD)	6-1	190	Chelmsford, Mass.	June 8, 1962
7.	Buskas, Rod (RD)	6-1	197	Wetaskiwin, Alta.	January 7, 1961
27.	Charlesworth, Todd (LD)	6-1	190	Calgary, Alta.	March 22, 1965
	Dahquist, Chris (LD)	6-1	190	Fridley, Minn.	December 14, 1962
	Goertz, Dave (RD)	5-11	210	Edmonton, Alta.	March 28, 1965
23.	Hillier, Randy (RD)	6-0	180	Toronto, Ont.	March 30, 1960
	Hotham, Greg (RD)	5-11	183	London, Ont.	March 7, 1956
6.	Johnson, Jim (LD)	6-0	190	New Hope, Minn.	August 9, 1962
20.	Mantha, Moe (RD)	6-2	195	Lakewood, Ohio	January 21, 1961
	Marston, Stuart (LD)	6-2	183	Montreal, Que.	May 9, 1967
2.	McDonnell, Joe (RD)	6-2	200	Kitchener, Ont.	May 11, 1961
	Paek, Jim (LD)	6-0	188	Seoul, Korea	April 7, 1967
	Rowe, Mike (LD)	6-1	212	Kingston, Ont.	March 8, 1965
25.	Schmidt, Norm (RD)	5-11	190	Sault Ste. Marie, Ont.	January 24, 1963
5.	Siren, Ville (RD)	6-1	185	Tempe, Finland	February 11, 1964
GOALTENDERS:					
35.	Cooper, Jeff	5-10	170	Ottawa, Ont.	June 12, 1962
31.	Ford, Brian	5-10	170	Edmonton, Alta.	September 22, 1961
1.	Herron, Denis	5-11	165	Chambly, Que.	June 18, 1952
27.	Meloche, Gilles	5-9	185	Montreal, Que.	July 12, 1950
30.	Romano, Roberto	5-6	170	Montreal, Que.	October 10, 1962
	Titus, Steve	5-10	151	St. John, N.B.	February 2, 1967

- PITTSBURGH PENGUINS

(AGE)	1984-85 CLUB	GP	G	1984-85 RECORD		PIM
				A	PTS	
(27)	Pittsburgh	65	20	34	54	35
(19)	Pittsburgh	44	3	5	8	32
	Hamilton (OHL)	3	3	3	6	0
(24)	Pittsburgh	68	32	31	63	75
(31)	Baltimore (AHL)	76	18	29	47	69
(23)	Montreal	10	1	6	7	2
	Pittsburgh	67	8	45	53	12
(24)	U. of Illinois-Chi.	30	17	33	50	14
(24)	Rochester (AHL)	72	30	38	68	148
(22)	Baltimore (AHL)	78	10	17	27	88
(20)	Toronto (OHL)	62	34	36	70	76
(21)	Pittsburgh	16	0	2	2	7
	Baltimore (AHL)	59	17	24	41	14
(24)	Pittsburgh	6	0	2	2	2
	Baltimore (AHL)	44	26	13	39	55
	Muskegon (IHL)	24	18	10	28	24
(18)	Oshawa (OHL)	62	36	42	78	78
(18)	Prince Albert (WHL)	72	32	41	73	66
(23)	Pittsburgh	30	6	7	13	43
	Baltimore (AHL)	49	20	25	45	91
(23)	Pittsburgh	62	11	8	19	53
	Baltimore (AHL)	18	10	14	24	34
(20)	Pittsburgh	73	43	57	100	54
(22)	Pittsburgh	46	10	8	18	59
	Baltimore (AHL)	15	4	2	6	25
(22)	Washington	11	3	0	3	12
	Pittsburgh	14	0	4	4	4
	Binghamton (AHL)	57	32	21	53	26
(27)	Rochester (AHL)	66	28	34	62	152
(23)	Baltimore (AHL)	62	28	38	56	62
	Pittsburgh	1	0	0	0	0
(29)	Pittsburgh	56	10	9	19	209
	Baltimore (AHL)	22	9	17	26	60
(27)	Baltimore (AHL)	78	31	39	70	48
(30)	Los Angeles	78	16	33	49	144
(24)	Pittsburgh	80	35	32	67	30
(23)	Canadian National	10	1	5	6	0
(18)	Michigan St.	32	24	45	69	29
(19)	Peterborough (OHL)	65	43	90	133	70
(19)	Pittsburgh	65	5	26	31	67
(23)	Baltimore	79	6	15	21	164
(24)	Pittsburgh	69	2	7	9	191
(20)	Pittsburgh	67	1	8	9	31
(23)	Lake Superior	32	4	10	14	18
(20)	Pr. Albert (WHL)	48	3	48	51	62
(25)	Pittsburgh	45	2	19	21	56
(29)	Pittsburgh	11	0	2	4	4
	Baltimore (AHL)	44	4	27	31	43
(23)	Minnesota-Duluth	47	7	29	36	106
(24)	Pittsburgh	71	11	40	51	54
(18)	Longueuil (QMJHL)	62	4	16	20	84
(24)	Pittsburgh	40	2	9	11	20
	Baltimore (AHL)	41	7	27	34	22
(18)	Oshawa (OHL)	54	2	13	15	57
(20)	Pittsburgh	6	0	0	0	7
	Toronto (OHL)	66	17	34	51	202
(22)	Baltimore	33	0	22	22	31
(21)	Ilves, Finland	36	11	13	24	24
		GP	MP	GA	SO	AVG
(22)	Colgate (ECAC)	31	1778	110	3	3.71
(24)	Pittsburgh	8	457	48	0	6.30
	Baltimore (AHL)	6	363	21	0	3.47
(33)	Pittsburgh	42	2193	170	1	4.65
(35)	Minnesota	32	1817	115	0	3.80
(23)	Pittsburgh	31	1629	120	1	4.42
	Baltimore (AHL)	12	719	44	0	3.67
(18)	Cornwall	47	2567	217	1	5.07

COACHES & RECORDS

YEAR-NAME	GP	W	L	T	PTS	GF	GA	PCT.
1967-68 Red Sullivan ²	74	27	34	13	67	195	216	.453
(Home)	37	15	12	10	40	115	101	.541
(Away)	37	12	22	3	27	80	115	.365
Fifth in Western Division - Did not make playoffs - 10th of 12 teams.								
1968-69 Red Sullivan	76	20	45	11	51	189	252	.336
(Home)	38	12	20	6	30	99	113	.395
(Away)	38	8	25	5	21	90	139	.276
Fifth in Western Division - Did not make playoffs - 11th of 12 teams.								
1969-70 Red Kelly ³²	76	26	38	12	64	182	238	.421
(Home)	38	17	13	8	42	105	108	.553
(Away)	38	9	25	4	22	77	130	.289
Second in Western Division - 7th of 12 teams; Eliminated Oakland Seals 4-0 in Quarter-finals; Lost to St. Louis Blues 4-2 in Semi-finals.								
1970-71 Red Kelly	78	21	37	20	62	221	240	.397
(Home)	39	18	12	9	45	126	92	.576
(Away)	39	3	25	11	17	95	148	.218
Sixth in Western Division - Did not make playoffs - 11th of 14 teams.								
1971-72 Red Kelly	78	26	38	14	66	220	258	.423
(Home)	39	18	15	6	42	132	125	.538
(Away)	39	8	23	8	24	88	133	.308
Fourth in Western Division - 9th of 14 teams; Lost to Chicago Black Hawks 4-0 in Quarter-finals.								
1972-73 TOTAL	78	32	37	9	73	257	265	.468
Red Kelly	42	17	19	6	40	144	137	.476
(Home)	20	12	6	2	26	84	56	.650
(Away)	22	5	13	4	14	60	81	.318
Ken Schinkel	36	15	18	3	33	113	128	.458
(Home)	19	12	5	2	26	66	48	.684
(Away)	17	3	13	1	7	47	80	.206
Ken Schinkel replaced Red Kelly on January 13, 1973.								
Fifth in Western Division - Did not make playoffs - 10th of 16 teams.								
1973-74 TOTAL	78	28	41	9	65	242	273	.417
Ken Schinkel ¹	50	14	31	5	33	138	185	.330
(Home)	26	7	16	3	17	69	87	.327
(Away)	24	7	15	2	16	69	98	.333
Marc Boileau ²	28	14	10	4	32	104	88	.571
(Home)	13	8	2	3	19	55	29	.731
(Away)	15	6	8	1	13	49	59	.433
Marc Boileau replaced Ken Schinkel on February 6, 1974.								
Fifth in Western Division - Did not make playoffs - 11th of 16 teams.								
1974-75 Marc Boileau	80	37	28	15	89	326	289	.556
(Home)	40	25	5	10	60	192	113	.750
(Away)	40	12	23	5	29	134	176	.363
Third in Norris Division - 6th of 18 teams; Eliminated St. Louis 2-0 in Preliminary Round; Lost to New York Islanders 4-3 in Quarter-finals.								
1975-76 TOTAL	80	35	33	12	82	339	303	.513
Marc Boileau	43	15	23	5	35	161	181	.407
(Home)	18	9	6	3	21	83	74	.583
(Away)	25	6	17	2	14	78	107	.280
Ken Schinkel	37	20	10	7	47	178	122	.635
(Home)	22	14	5	3	31	113	63	.765
(Away)	15	6	5	4	16	65	59	.533
Ken Schinkel replaced Marc Boileau on January 17, 1976.								
Third in Norris Division - 8th of 18 teams; Lost to Toronto Maple Leafs 2-1 in Preliminary Round								

COACHES & RECORDS

YEAR-NAME	GP	W	L	T	PTS	GF	GA	PCT.
1976-77 Ken Schinkel ¹²	80	34	33	13	81	240	252	.506
(Home)	40	22	12	6	50	139	119	.625
(Away)	40	12	21	7	31	101	133	.386
Third in Norris Division - 7th of 18 teams; Lost to Toronto Maple Leafs 2-1 in Preliminary Round.								
1977-78 Johnny Wilson ³	80	25	37	18	68	254	321	.425
(Home)	40	16	15	9	41	143	147	.513
(Away)	40	9	22	9	27	111	174	.338
Fourth in Norris Division - Did not make playoffs - 12th of 18 teams.								
1978-79 Johnny Wilson	80	36	31	13	85	281	279	.531
(Home)	40	23	12	5	51	152	120	.638
(Away)	40	13	19	8	34	129	159	.425
Second in Norris Division - 8th of 18 teams; Eliminated Buffalo Sabres 2-1 in Preliminary Round; Lost to Boston Bruins 4-0 in Quarter-finals.								
1979-80 Johnny Wilson	80	30	37	13	73	251	303	.456
(Home)	40	20	13	7	47	145	134	.588
(Away)	40	10	24	6	26	106	169	.325
Third in Norris Division - 13th of 21 teams; Lost to Boston Bruins 3-2 in Preliminary Round.								
1980-81 Eddie Johnston	80	30	37	13	73	302	345	.456
(Home)	40	21	16	3	45	160	154	.563
(Away)	40	9	21	10	28	142	191	.350
Third in Norris Division - 14th of 21 teams; Lost to St. Louis Blues 3-2 in Preliminary Round.								
1981-82 Eddie Johnston ²	80	31	36	13	75	310	337	.469
(Home)	40	21	11	8	50	167	143	.625
(Away)	40	10	25	5	25	143	194	.313
Fourth in Patrick Division - 12th of 21 teams; Lost to New York Islanders 3-2 in Preliminary Round								
1982-83 Eddie Johnston	80	18	53	9	45	257	394	.565
(Home)	40	14	22	4	32	134	170	.400
(Away)	40	4	31	5	13	123	224	.163
Sixth in Patrick Division - Did not make playoffs - 21st of 21 teams.								
1983-84 Lou Angotti ¹	80	16	58	6	38	254	390	.238
(Home)	40	7	29	4	18	132	182	.225
(Away)	40	9	29	2	20	122	208	.250
Sixth in Patrick Division - Did not make playoffs - 21st of 21 teams.								
1984-85 Bob Berry	80	24	51	5	53	276	385	.331
(Home)	40	17	20	3	37	150	171	.463
(Away)	40	7	31	2	16	126	214	.200
Sixth in Patrick Division - Did not make playoffs - 20th of 21 teams.								

TOTALS

NAME	GP	W	L	T	PTS	GF	GA	PCT.
Marc Boileau	2	151	66	61	24	156	591	.558
Ken Schinkel	3.5	203	83	92	28	194	669	.687
Johnny Wilson		240	91	105	44	226	786	.903
Red Kelly	1	274	90	132	52	232	767	.873
Eddie Johnston	2	240	79	126	35	193	869	1076
Red Sullivan	2	150	47	79	24	118	384	468
Bob Berry	1.5	80	24	51	5	53	276	385
Lou Angotti		80	16	58	6	38	254	390
TOTAL		1418	496	704	218	1210	4596	5340
Home	8	709	328	267	114	770	2561	2349
Away	0	709	168	437	104	440	2035	2991

Zurs. Zmont

1984-85 GAME-BY-GAME RESULTS

NO.	DAY	DATE	OPPONENT	RESULT	SCORE	W-L-T	GF-GA
1.	Thu.	Oct. 11	@ Boston	L	3-4	0-1-0	3-4
2.	Sat.	Oct. 13	@ Montreal	L	3-4	0-2-0	6-8
3.	Wed.	Oct. 17	VANCOUVER	W	4-3	1-2-0	10-11
4.	Sat.	Oct. 20	PHILADELPHIA	W	3-1	2-2-0	13-12
5.	Sun.	Oct. 21	@ Philadelphia	L	2-4	2-3-0	15-16
6.	Wed.	Oct. 24	NEW JERSEY	L	2-5	2-4-0	17-21
7.	Sat.	Oct. 27	MONTREAL	W	6-5	3-4-0	23-26
8.	Tue.	Oct. 30	DETROIT	W	4-3	4-4-0	27-29
9.	Wed.	Oct. 31	@ New Jersey	W	7-6	5-4-0	34-35
10.	Sat.	Nov. 3	NY RANGERS	L	5-7	5-5-0	39-42
11.	Thu.	Nov. 6	EDMONTON	T	3-3*	5-1-1	42-45
12.	Thu.	Nov. 8	ST. LOUIS	L	2-6	5-6-1	44-51
13.	Sat.	Nov. 10	@ NY Islanders	L	4-5	5-7-1	48-56
14.	Wed.	Nov. 14	@ Winnipeg	W	4-3	6-7-1	52-59
15.	Fri.	Nov. 16	@ Vancouver	L	6-7	6-8-1	58-66
16.	Sat.	Nov. 17	@ Los Angeles	L	3-5	6-9-1	61-71
17.	Wed.	Nov. 21	WASHINGTON	T	3-3*	6-9-2	64-74
18.	Thu.	Nov. 22	@ Hartford	L	3-9	6-10-2	67-83
19.	Sat.	Nov. 24	NEW JERSEY	L	3-5	6-11-2	70-88
20.	Tue.	Nov. 27	BUFFALO	T	2-2	6-11-3	72-90
21.	Thu.	Nov. 29	CHICAGO	L	3-6	6-12-3	75-96
22.	Sat.	Dec. 1	@ Philadelphia	L	1-3	6-13-3	76-99
23.	Sun.	Dec. 2	@ Washington	L	1-9	6-14-3	77-108
24.	Wed.	Dec. 5	ST. LOUIS	W	7-4	7-14-3	84-112
25.	Fri.	Dec. 7	@ NY Rangers	W	4-3*	8-14-3	88-115
26.	Sat.	Dec. 8	CALGARY	W	6-4	9-14-3	94-119
27.	Wed.	Dec. 12	NY ISLANDERS	W	4-3	10-14-3	98-122
28.	Sat.	Dec. 15	@ Toronto	W	5-2	11-14-3	103-124
29.	Wed.	Dec. 19	NEW JERSEY	L	2-3	11-15-3	105-127
30.	Fri.	Dec. 21	PHILADELPHIA	W	4-2	12-15-3	109-129
31.	Sat.	Dec. 22	@ NY Islanders	L	2-5	12-16-3	111-134
32.	Wed.	Dec. 26	NY ISLANDERS	W	6-5	13-16-3	117-139
33.	Fri.	Dec. 28	HARTFORD	W	4-0	14-16-3	121-139
34.	Sat.	Dec. 29	@ Quebec	L	2-10	14-17-3	123-149
35.	Mon.	Dec. 31	@ Detroit	T	4-4*	14-17-4	127-153
36.	Wed.	Jan. 2	@ Toronto	W	2-1	15-17-4	129-154
37.	Fri.	Jan. 4	@ Buffalo	L	2-7	15-18-4	131-161
38.	Sat.	Jan. 5	QUEBEC	L	3-8	15-19-4	134-169
39.	Wed.	Jan. 9	VANCOUVER	W	7-4	16-19-4	141-173
40.	Sat.	Jan. 12	EDMONTON	W	4-3	17-19-4	145-176
41.	Wed.	Jan. 16	WASHINGTON	L	4-5	17-20-4	149-181
42.	Thu.	Jan. 17	@ Washington	L	2-6	17-21-4	151-187
43.	Sat.	Jan. 19	CHICAGO	W	5-4	18-21-4	156-191
44.	Mon.	Jan. 21	@ Winnipeg	L	6-7	18-22-4	162-198
45.	Wed.	Jan. 23	@ Minnesota	L	3-4	18-23-4	165-202
46.	Fri.	Jan. 25	@ Calgary	T	6-6*	18-23-5	171-208
47.	Sat.	Jan. 26	@ Edmonton	L	3-6	18-24-5	174-214
48.	Wed.	Jan. 30	TORONTO	L	5-6	18-25-5	179-220
49.	Sat.	Feb. 2	NY ISLANDERS	L	0-4	18-26-5	182-224
50.	Thu.	Feb. 7	@ New Jersey	L	3-6	18-27-5	182-230
51.	Sat.	Feb. 9	@ NY Islanders	L	1-4	18-28-5	183-234
52.	Sun.	Feb. 10	LOS ANGELES	L	3-4	18-29-5	186-238
53.	Thu.	Feb. 14	@ Chicago	L	4-5	18-30-5	190-243
54.	Sat.	Feb. 16	QUEBEC	L	1-8	18-31-5	191-251
55.	Mon.	Feb. 18	@ Philadelphia	L	2-8	18-32-5	193-259
56.	Wed.	Feb. 20	CALGARY	W	6-3	19-32-5	199-262
57.	Fri.	Feb. 22	NY RANGERS	L	3-8	19-33-5	202-270
58.	Sat.	Feb. 23	@ Minnesota	W	3-1	20-33-5	205-271
59.	Mon.	Feb. 25	MINNESOTA	L	4-5	20-34-5	209-276
60.	Wed.	Feb. 27	WINNIPEG	L	4-6	20-35-5	213-282
61.	Sat.	Mar. 2	NY RANGERS	W	5-4	21-35-5	218-286
62.	Sun.	Mar. 3	@ NY Rangers	L	3-7	21-36-5	221-293
63.	Tue.	Mar. 5	@ Los Angeles	L	0-6	21-37-5	221-299
64.	Thu.	Mar. 7	@ St. Louis	L	1-5	21-38-5	222-304
65.	Sat.	Mar. 9	@ Boston	W	6-5*	22-38-5	228-309
66.	Sun.	Mar. 10	@ Philadelphia	L	4-11	22-39-5	232-320
67.	Wed.	Mar. 13	BOSTON	L	3-7	22-40-5	235-327
68.	Sat.	Mar. 16	NY RANGERS	W	5-0	23-40-5	240-327
69.	Sun.	Mar. 17	@ Hartford	L	3-4	23-41-5	243-331
70.	Tue.	Mar. 19	PHILADELPHIA	L	3-5	23-42-5	246-336
71.	Fri.	Mar. 22	@ Buffalo	L	1-3	23-43-5	247-339
72.	Sun.	Mar. 24	@ Washington	L	3-7	23-44-5	250-346
73.	Tue.	Mar. 26	@ NY Rangers	L	4-5	23-45-5	254-351
74.	Wed.	Mar. 27	NEW JERSEY	W	4-3	24-45-5	258-354
75.	Sat.	Mar. 30	@ New Jersey	L	4-6	24-46-5	262-360
76.	Sun.	Mar. 31	MONTREAL	L	2-4	24-47-5	264-364
77.	Tue.	Apr. 2	@ NY Islanders	L	3-4	24-48-5	267-368
78.	Wed.	Apr. 3	DETROIT	L	2-3	24-49-5	269-371
79.	Sat.	Apr. 6	WASHINGTON	L	4-7	24-50-5	273-378
80.	Sun.	Apr. 7	@ Washington	L	3-7	24-51-5	276-385

80

7-32 - 1 (15)
3-7 - 3 (9)**1984-85 GAME-BY-GAME HOME RESULTS**

NO.	DAY	DATE	OPPONENT	RESULT	SCORE	W-L-T	GF-GA
1.	Wed.	Oct. 17	VANCOUVER	W	4-3	1-0-0	4-3
2.	Sat.	Oct. 20	PHILADELPHIA	W	3-1	2-0-0	7-4
3.	Wed.	Oct. 24	NEW JERSEY	W	6-5	2-1-0	9-9
4.	Sat.	Oct. 27	MONTREAL	W	5-5	3-1-0	15-14
5.	Tue.	Oct. 30	DETROIT	W	4-3	4-1-0	19-17
6.	Sat.	Nov. 3	NY RANGERS	L	5-7	4-2-0	24-24
7.	Tue.	Nov. 6	EDMONTON	T	3-3*	4-2-1	27-27
8.	Thu.	Nov. 8	ST. LOUIS	L	2-6	4-3-1	29-33
9.	Wed.	Nov. 21	WASHINGTON	T	3-3*	4-3-2	32-36
10.	Sat.	Nov. 24	NEW JERSEY	L	3-5	4-4-2	35-41
11.	Tue.	Nov. 27	BUFFALO	T	2-2	4-4-3	37-43
12.	Thu.	Nov. 29	CHICAGO	L	3-6	4-5-3	40-49
13.	Wed.	Dec. 5	ST. LOUIS	W	7-4	5-5-3	47-53
14.	Sat.	Dec. 8	CALGARY	W	6-4	6-5-3	53-57
15.	Wed.	Dec. 12	NY ISLANDERS	W	4-3	7-5-3	57-60
16.	Wed.	Dec. 19	NEW JERSEY	L	2-3	7-6-3	59-63
17.	Fri.	Dec. 21	PHILADELPHIA	W	4-2	8-6-3	63-65
18.	Wed.	Dec. 26	NY ISLANDERS	W	6-5	9-6-3	69-70
19.	Fri.	Dec. 28	HARTFORD	W	4-0	10-6-3	73-70
20.	Sat.	Jan. 5	QUEBEC	L	3-8	10-7-3	76-78
21.	Wed.	Jan. 9	VANCOUVER	W	7-4	11-7-3	83-82
22.	Sat.	Jan. 12	EDMONTON	W	4-3	12-7-3	87-85
23.	Wed.	Jan. 16	WASHINGTON	L	4-5	12-8-3	91-90
24.	Sat.	Jan. 19	CHICAGO	W	5-4	13-8-3	96-94
25.	Wed.	Jan. 30	TORONTO	L	5-6	13-9-3	101-100
26.	Feb. 2	NY ISLANDERS	L	0-4	13-10-3	101-104	
27.	Sun.	Feb. 10	LOS ANGELES	L	3-4	13-11-3	104-108
28.	Feb. 16	QUEBEC	L	1-8	13-12-3	105-116	
29.	Wed.	Feb. 20	CALGARY	W	6-3	14-12-3	111-99
30.	Fri.	Feb. 22	NY RANGERS	L	3-8	14-13-3	114-127
31.	Mon.	Feb. 25	MINNESOTA	L	4-5	14-14-3	118-132
32.	Wed.	Feb. 27	WINNIPEG	L	4-6	14-15-3	122-138
33.	Sat.	Mar. 2	NY RANGERS	W	5-4	15-15-3	127-142
34.	Wed.	Mar. 13	BOSTON	L	3-7	15-16-3	130-149
35.	Sat.	Mar. 16	NY RANGERS	W	5-0	16-16-3	135-149
36.	Tue.	Mar. 19	PHILADELPHIA	L	3-5	16-17-3	138-154
37.	Wed.	Mar. 27	NEW JERSEY	W	4-3	17-17-3	142-157
38.	Sun.	Mar. 31	MONTREAL	L	2-4	17-18-3	144-161
39.	Apr. 3	DETROIT	L	2-3	17-19-3	146-164	
40.	Sat.	Apr. 6	WASHINGTON	L	4-7	17-20-3	150-171

1984-85 GAME-BY-GAME AWAY RESULTS

NO.	DAY	DATE	OPPONENT	RESULT	SCORE	W-L-T	GF-GA
1.	Thu.	Oct. 11	@ Boston	L	3-4	0-1-0	3-4
2.	Sat.	Oct. 13	@ Montreal	L	3-4	0-2-0	6-8
3.	Sun.	Oct. 21	@ Philadelphia	L	2-4	0-3-0	8-12
4.	Wed.	Oct. 31	@ New Jersey	W	7-6	1-3-0	15-18
5.	Sat.	Nov. 10	@ NY Islanders	L	4-5	1-4-0	19-23
6.	Wed.	Nov. 14	@ Winnipeg	W	4-3*	2-4-0	23-26
7.	Fri.	Nov. 16	@ Vancouver	L	6-7	2-5-0	29-33
8.	Sat.	Nov. 17	@ Los Angeles	L	3-5	2-6-0	32-38
9.	Thu.	Nov. 22	@ Hartford	L	3-9	2-7-0	35-47
10.	Sun.	Dec. 2	@ Philadelphia	L	1-3	2-8-0	36-50
11.	Sat.	Dec. 2	@ Washington	L	1-9	2-9-0	37-59
12.	Fri.	Dec. 7	@ NY Rangers	W	4-3*	3-9-0	41-62
13.	Sat.	Dec. 15	@ Toronto	W	5-2	4-9-0	46-64
14.	Sat.	Dec. 22	@ NY Islanders	L	2-5	4-10-0	48-69
15.	Sat.	Dec. 29	@ Quebec	L	2-10	4-11-0	50-79
16.	Mon.	Dec. 31	@ Detroit	T	4-4*	4-11-1	54-83
17.	Wed.	Jan. 2	@ Toronto	W	2-1	5-11-1	56-84
18.	Fri.	Jan. 4	@ Buffalo	L	2-7	5-12-1	58-91
19.	Thu.	Jan. 17	@ Washington	L	2-6	5-13-1	60-97
20.	Mon.	Jan. 21	@ Winnipeg	L	6-7	5-14-1	66-104
21.	Wed.	Jan. 23	@ Minnesota	L	3-4	5-15-1	69-108
22.	Fri.	Jan. 25	@ Calgary	T	6-6*	5-15-2	75-114
23.	Sat.	Jan. 26	@ Edmonton	L	3-6	5-16-2	78-120
24.	Thu.	Feb. 7	@ New Jersey	L	3-6	5-17-2	81-126
25.	Sat.	Feb. 9	@ NY Islanders	L	1-4	5-18-2	82-130
26.	Thu.	Feb. 14	@ Chicago	L	4-5	5-19-2	86-135
27.	Mon.	Feb. 18	@ Philadelphia	L	2-8	5-20-2	88-143
28.	Sat.	Feb. 23	@ Minnesota	W	3-1	6-20-2	91-144
29.	Sun.	Mar. 3	@ NY Rangers	L	3-7	6-21-2	94-151
30.	Tue.	Mar. 5	@ Los Angeles	L	0-6	6-22-2	94-157
31.	Thu.	Mar. 7	@ St. Louis	L	1-5	6-23-2	95-162
32.	Sat.	Mar. 9	@ Boston	W	4-11	7-24-2	101-167
33.	Sun.	Mar. 10	@ Philadelphia	L	3-4	7-25-2	108-182
34.	Sun.	Mar. 17	@ Hartford	L	1-3	7-26-2	109-185
35.	Fri.	Mar. 22	@ Buffalo	L	3-7	7-27-2	112-192
36.	Mar. 24	@ Washington	L	4-5	7-28-2	116-197	
37.	Tue.	Mar. 26	@ NY Rangers	L	4-6	7-29-2	120-203
38.	Sat.	Mar. 30	@ New Jersey	L	3-4	7-30-2	123-207
39.	Tue.	Apr. 2	@ NY Islanders	L	3-4	7-31-2	126-214
40.	Sun.	Apr. 7	@ Washington	L	3-7	7-31-2	126-214

81

SEASON OPENERS

1984-85	Oct. 11	at Boston	Boston 4	Pittsburgh 3	(8-7-3)
1983-84	Oct. 4	at St. Louis	St. Louis 5	Pittsburgh 3	(8-6-3)
1982-83	Oct. 5	at New Jersey	Pittsburgh 3	New Jersey 3	(8-5-3)
1981-82	Oct. 6	at St. Louis	St. Louis 6	Pittsburgh 2	(8-5-2)
1980-81	Oct. 9	at Philadelphia	Philadelphia 7	Pittsburgh 4	(8-4-2)
1979-80	Oct. 10	vs Winnipeg	Pittsburgh 4	Winnipeg 2	(8-3-2)
1978-79	Oct. 11	vs Toronto	Toronto 3	Pittsburgh 2	(7-3-2)
1977-78	Oct. 12	vs St. Louis	Pittsburgh 4	St. Louis 2	(7-2-2)
1976-77	Oct. 6	vs Vancouver	Pittsburgh 9	Vancouver 5	(6-2-2)
1975-76	Oct. 7	at Washington	Pittsburgh 4	Washington 2	(5-2-2)
1974-75	Oct. 9	at Minnesota	Pittsburgh 4	Minnesota 2	(4-2-2)
1973-74	Oct. 12	at Atlanta	Pittsburgh 4	Atlanta 3	(3-2-2)
1972-73	Oct. 7	vs Los Angeles	Pittsburgh 4	Los Angeles 2	(2-2-2)
1971-72	Oct. 9	vs Philadelphia	Pittsburgh 3	Philadelphia 2	(1-2-2)
1970-71	Oct. 10	vs Buffalo	Buffalo 2	Pittsburgh 1	(0-2-2)
1969-70	Oct. 11	vs California	Pittsburgh 2	California 2	(0-1-2)
1968-69	Oct. 12	vs Montreal	Pittsburgh 1	Montreal 1	(0-1-1)
1967-68	Oct. 11	vs Montreal	Montreal 2	Pittsburgh 1	(0-1-0)

HOME OPENERS

1984-85	Oct. 17	vs Vancouver	Pittsburgh 4	Vancouver 3	(10-6-2)
1983-84	Oct. 8	vs NY Rangers	NY Rangers 6	Pittsburgh 1	(9-6-2)
1982-83	Oct. 9	vs NY Rangers	NY Rangers 5	Pittsburgh 3	(9-5-2)
1981-82	Oct. 10	vs Quebec	Pittsburgh 2	Quebec 1	(9-4-2)
1980-81	Oct. 11	vs Winnipeg	Pittsburgh 5	Winnipeg 4	(8-4-2)
1979-80	Oct. 10	vs Winnipeg	Pittsburgh 4	Winnipeg 2	(7-4-2)
1978-79	Oct. 11	vs Toronto	Toronto 3	Pittsburgh 2	(6-4-2)
1977-78	Oct. 12	vs St. Louis	Pittsburgh 4	St. Louis 2	(6-3-2)
1976-77	Oct. 6	vs Vancouver	Pittsburgh 9	Vancouver 5	(5-3-2)
1975-76	Oct. 11	vs Washington	Pittsburgh 7	Washington 5	(4-3-2)
1974-75	Oct. 12	vs Detroit	Pittsburgh 7	Detroit 2	(3-3-2)
1973-74	Oct. 13	vs NY Rangers	NY Rangers 8	Pittsburgh 2	(2-3-2)
1972-73	Oct. 7	vs Los Angeles	Pittsburgh 4	Los Angeles 2	(2-2-2)
1971-72	Oct. 9	vs Philadelphia	Pittsburgh 3	Philadelphia 2	(1-2-2)
1970-71	Oct. 10	vs Buffalo	Buffalo 2	Pittsburgh 1	(0-2-2)
1969-70	Oct. 11	vs California	Pittsburgh 2	California 2	(0-1-2)
1968-69	Oct. 12	vs Montreal	Pittsburgh 1	Montreal 1	(0-1-1)
1967-68	Oct. 11	vs Montreal	Montreal 2	Pittsburgh 1	(0-1-0)

AWAY OPENERS

1984-85	Oct. 11	at Boston	Boston 4	Pittsburgh 3	(6-10-2)
1983-84	Oct. 4	at St. Louis	St. Louis 5	Pittsburgh 3	(6-9-2)
1982-83	Oct. 5	at New Jersey	Pittsburgh 3	New Jersey 3	(6-8-2)
1981-82	Oct. 6	at St. Louis	St. Louis 6	Pittsburgh 2	(6-8-1)
1980-81	Oct. 9	at Philadelphia	Philadelphia 7	Pittsburgh 4	(6-7-1)
1979-80	Oct. 14	at Boston	Pittsburgh 4	Boston 1	(6-6-1)
1978-79	Oct. 12	at Boston	Pittsburgh 8	Pittsburgh 2	(5-6-1)
1977-78	Oct. 14	at Washington	Washington 2	Pittsburgh 1	(5-5-1)
1976-77	Oct. 7	at Montreal	Montreal 10	Pittsburgh 1	(5-4-1)
1975-76	Oct. 7	at Washington	Pittsburgh 4	Washington 2	(5-3-1)
1974-75	Oct. 9	at Minnesota	Pittsburgh 4	Minnesota 2	(4-3-1)
1973-74	Oct. 12	at Atlanta	Pittsburgh 4	Atlanta 3	(3-3-1)
1972-73	Oct. 11	at St. Louis	Pittsburgh 5	St. Louis 2	(2-3-1)
1971-72	Oct. 10	at Buffalo	Buffalo 2	Pittsburgh 1	(1-3-1)
1970-71	Oct. 15	at Minnesota	Minnesota 4	Pittsburgh 2	(1-2-1)
1969-70	Oct. 19	at Boston	Boston 4	Pittsburgh 0	(1-1-1)
1968-69	Oct. 16	at Toronto	Pittsburgh 2	Toronto 2	(1-0-1)
1967-68	Oct. 13	at St. Louis	Pittsburgh 3	St. Louis 1	(1-0-0)

PENALTY SHOTS

DATE	PLAYER - TEAM	(RESULT)	GOALIE - TEAM RESULT
Dec. 23, 1967	Bill Collins, Minn.	(no goal)	vs LES BINKLEY, PGH . at Pittsburgh
Jan. 31, 1968	GEORGE KONIK, PGH	(SCORED)	vs Glenn Hall, St.L. at St. Louis
Feb. 5, 1969	CHARLIE BURNS, PGH	(no goal)	vs Ed Giacomin, NYR at Pittsburgh
Mar. 18, 1970	KEITH MCCREARY, PGH	(no goal)	vs Ed Giacomin, NYR at Pittsburgh
Jan. 14, 1971	JEAN PRONOVOST, PGH	(SCORED)	vs Roy Edwards, Det. at Detroit
Feb. 24, 1971	GREG POLIS, PGH	(no goal)	vs Ernie Wakely, St.L. at Pittsburgh
Feb. 9, 1972	SYL APPS, PGH	(SCORED)	vs Bernie Parent, Toronto at Toronto
Nov. 12, 1972	LOWELL MACDONALD, PGH	(no goal)	vs Roger Crozier, Buf. at Buffalo
Jan. 10, 1973	RON SCHOCK, PGH	(no goal)	vs Roy Edwards, Det. at Pittsburgh
Mar. 10, 1973	RON SCHOCK, PGH	(no goal)	vs Ed Giacomin, NYR at Pittsburgh
Feb. 16, 1974	CHUCK ARNASON, PGH	(no goal)	vs Gilles Meloche, Calif. at Pittsburgh
Mar. 5, 1974	Ralph Stewart, NYI	(no goal)	vs ANDY BROWN, PGH at NY Islanders.
Nov. 20, 1974	Dave Keon, Toronto	(SCORED)	vs GARY INNESS, PGH at Toronto
Nov. 14, 1976	Bill Goldsworthy, NYR	(no goal)	vs DUNC WILSON, PGH at NY Rangers
Nov. 21, 1976	Alain Daigle, Chi.	(no goal)	vs DUNC WILSON, PGH at Pittsburgh
Nov. 30, 1976	RON SCHOCK, PGH	(no goal)	vs Bernie Wolfe, Wash. at Washington
Dec. 16, 1976	Al MacAdam, Clev.	(SCORED)	vs DENIS HERRON, PGH at Pittsburgh
Oct. 15, 1977	Orest Kindrachuk, Phil.	(no goal)	vs DUNC WILSON, PGH at Pittsburgh
Dec. 4, 1977	BLAIR CHAPMAN, PGH	(no goal)	vs Jim Bedard, Wash. at Washington
Jan. 21, 1978	PETE MAHOVLICH, PGH	(no goal)	vs Jim Bedard, Wash. at Pittsburgh
Mar. 22, 1978	BLAIR CHAPMAN, PGH	(no goal)	vs Bill McKenzie, Col. at Pittsburgh
Dec. 5, 1978	ROSS LONSBERRY, PGH	(no goal)	vs Glenn Resch, NYI at NY Islanders
Feb. 9, 1980	ROSS LONSBERRY, PGH	(no goal)	vs Gilles Meloche, Minn. at Pittsburgh
Jan. 14, 1981	GREGG SHEPPARD, PGH	(no goal)	vs Ed Staniowski, St.L. at Pittsburgh
Oct. 11, 1981	Ilkka Sinisalo, Phil.	(SCORED)	vs PAUL HARRISON, PGH at Philadelphia
Feb. 17, 1983	Bob Bourne, NYI	(no goal)	vs DENIS HERRON, PGH at NY Islanders
Mar. 16, 1983	Dino Ciccarelli, Minn.	(no goal)	vs DENIS HERRON, PGH at Minnesota
Oct. 14, 1983	DAVE HANNAN, PGH	(SCORED)	vs Pat Riggan, Wash. at Washington
Mar. 17, 1984	Tony Currie, Hart.	(no goal)	vs DENIS HERRON, PGH at Hartford
Nov. 29, 1984	ANDY BRICKLEY, PGH	(no goal)	vs Murray Bannerman, Chi. at Pittsburgh
Dec. 29, 1984	MARIO LEMIEUX, PGH	(SCORED)	vs Mario Gosselin, Que. at Quebec
Dec. 29, 1984	Michel Goulet, Que.	(no goal)	vs DENIS HERRON, PGH at Quebec
Jan. 2, 1985	WARREN YOUNG, PGH	(SCORED)	vs Tim Bernhardt, Tor. at Toronto

Pittsburgh has scored 6 times in 21 attempts.
Opponents have scored 3 times in 12 attempts

POWER PLAY GOALS 1984-85

FOR (62 IN 372 CHANCES)

vs BOSTON (1-11) Lemieux
 vs BUFFALO (1-12) Young

vs CALGARY (7-16) Lemieux, Young, Loney, Chabot, Bullard, Shedden & Bodger
 vs CHICAGO (5-16) Lemieux, McDonnell, Babych, Young & Bullard
 vs DETROIT (1-21) Babych
 vs EDMONTON (1-10) Lemieux

vs HARTFORD (1-13) Young
 vs LOS ANGELES (0-10) None
 vs MINNESOTA (3-9) Lemieux, Shedden

vs MONTREAL (5-18) Bullard 2, Mantha Babych & Bodger
 vs NEW JERSEY (3-29) Lemieux, Bodger & Shedden
 vs NY ISLANDERS (8-40) Bullard 3, Lemieux 2, Shedden 2 & Brickley

vs NY RANGERS (2-28) Lemieux & Young

vs PHILADELPHIA (4-43) Shedden, Bullard Chabot & McDonnell
 vs QUEBEC (0-11) None
 vs ST. LOUIS (4-13) Bullard 3 & Shedden

vs TORONTO (3-11) Shedden, Mantha & Young
 vs VANCOUVER (5-16) Shedden 3, Mantha & Bullard
 vs WASHINGTON (6-26) Lemieux 2, Young 2, Bullard & Hillier
 vs WINNIPEG (2-10) Young & Shedden

PENGUIN SCORERS

Bullard	14	Mantha	3
Shedden	12	Chabot	2
Lemieux	11	McDonnell	2
Young	9	Loney	1
Bodger	3	Hillier	1
Babych	3	Brickley	1

AGAINST (72 IN 315 CHANCES)

BOSTON (1-15) Donnelly
 BUFFALO (4-12) Cyr, Perreault, Tucker & Ramsey.
 CALGARY (2-14) MacInnis & McDonald

CHICAGO (5-13) Savard, Yaremchuk, T. Murray, S. Larmer & Sutter
 DETROIT (2-16) Duguay & Ogrodnick
 EDMONTON (3-8) Kurri, Krushelnyski & Napier
 HARTFORD (2-14) Malone & Siltanen
 LOS ANGELES (2-11) Hardy & Nicholls
 MINNESOTA (2-13) Payne & McCarthy & Bullard
 MONTREAL (3-11) Walter, Robinson & DeBlois
 NEW JERSEY (7-30) Hiemer 2, Cirella 2, Bridgman, Adams & Ludvig
 NY ISLANDERS (10-29) Boutillier 2, Trottier 2, Gillies 2, Jonsson, Bossy Gilbert & D. Sutter
 NY RANGERS (8-25) Pavelich 2, Greschner, Ruotsalainen, J. Patrick, S. Patrick, Dn. Maloney & Beck
 PHILADELPHIA (5-29) Kerr 2, Sinisalo, Ericksson & Zezel
 QUEBEC (1-4) Sauve
 ST. LOUIS (3-12) Pettersson, Sutter & Mullen
 TORONTO (3-12) Ihnachak 3

VANCOUVER (1-16) Lemay

WASHINGTON (7-22) Carpenter 2, Stevens 2, Gartner, Murphy & McEwen
 WINNIPEG (1-7) Babych

PENGUINS IN THE BOX

Buskas	8	Chabot	2
Mantha	6	Shedden	2
Lamoureux	5	Brickley	2
Rissling	4	Loney	2
Bullard	4	Babych	2
Belanger	4	Charlesworth	2
Hillier	4	Taylor	2
Bodger	4	McCarthy	2
Bench	4	Crowder	2
Fox	3	Weir	1
Hannan	3	Hotham	1
McDonnell	2	Flockhart	1

SHORTHANDED GOALS 1984-85

Pittsburgh scored 7 shorthanded goals: Mitch Lamoureux 2 (New Jersey & NY Rangers), Pat Boutette (Winnipeg), John Chabot (Vancouver), Kevin McCarthy (Boston), Mark Taylor (Calgary) & Dave Hannan (Boston).

Opponents scored 22 shorthanded goals: Please refer to team summaries for opponent shorthanded goals.

TEAM BY TEAM RECORDS 1984-85

	GP	W	L	T	GF	GA	PTS
PITTSBURGH VS							
New Jersey	7	2	5	0	25	34	4
NY Islanders	7	2	5	0	20	30	4
NY Rangers	7	3	4	0	29	34	6
Philadelphia	7	2	5	0	19	34	4
Washington	7	0	6	1	20	44	1
PATRICK DIVISION	35	9	25	1	113	176	19
Boston	3	1	2	0	12	16	2
Buffalo	3	0	2	1	5	12	1
Hartford	3	1	2	0	10	13	2
Montreal	3	1	2	0	11	13	2
Quebec	3	0	3	0	6	26	0
ADAMS DIVISION	15	3	11	1	44	80	7
Chicago	3	1	2	0	12	15	2
Detroit	3	1	1	1	10	10	3
Minnesota	3	1	2	0	10	10	2
St. Louis	3	1	2	0	10	15	2
Toronto	3	2	1	0	12	9	4
NORRIS DIVISION	15	6	8	1	54	59	13
Calgary	3	2	0	1	18	13	5
Edmonton	3	1	1	1	10	12	3
Los Angeles	3	0	3	0	6	15	0
Vancouver	3	2	1	0	17	14	4
Winnipeg	3	1	2	0	14	16	2
SMYTHE DIVISION	15	6	7	2	65	70	14
TOTAL	80	24	51	5	276	385	53

TEAM BY TEAM RECORDS 1967-85

	GP	W	L	T	GF	GA	PTS	PCT
PITTSBURGH VS								
Los Angeles	101	42	45	14	314	327	98	.485
Cleve./Calif. *	69	35	16	18	256	194	88	.638
Minnesota	88	39	40	9	308	289	87	.494
Detroit	90	37	42	11	308	309	85	.472
Toronto	82	32	35	15	276	296	79	.482
Vancouver	62	34	21	7	258	227	75	.605
St. Louis	89	31	45	13	267	297	75	.421
NY Rangers	95	30	54	11	302	380	71	.374
Philadelphia	106	26	64	16	270	417	68	.321
Washington	69	27	34	8	264	271	62	.449
New Jersey/Col/KC	52	26	19	7	206	181	59	.567
NY Islanders	67	22	33	12	207	246	56	.418
Chicago	79	21	46	12	230	294	54	.342
Buffalo	66	13	31	22	197	278	48	.364
Calgary/Atlanta *	51	16	21	14	159	189	46	.451
Boston	82	15	54	13	235	363	43	.262
Montreal	90	15	64	11	237	407	41	.228
Winnipeg	20	13	7	0	79	73	26	.650
Hartford	20	11	7	2	88	82	24	.600
Quebec	20	7	12	1	65	100	15	.375
Edmonton	20	4	14	2	70	120	10	.250
TOTAL	1418	496	704	218	4596	5340	1210	.427
(Atlanta)	35	13	14	8	105	115	34	.486
Calgary)	16	3	7	6	54	74	12	.375
(New Jersey	21	7	11	3	76	87	17	.405
Colorado	23	15	7	1	93	70	31	.674
Kansas City)	8	4	1	3	37	24	11	.686
(Cleveland	10	8	0	2	35	20	18	.900
California)	59	27	16	16	221	174	70	.593

Atlanta franchise shifted to Calgary in 1980-81. California franchise shifted to Cleveland from 1976-77 to 1977-78 and then became part of the Minnesota franchise in 1978-79. Kansas City franchise shifted to Colorado in 1976-77 and then to New Jersey in 1982-83.

PENGUINS ALL-TIME VS...

	GP	W	L	T	PTS	GF	GA
vs Boston Bruins							
Pittsburgh Home	41	10	22	9	29	124	165
Pittsburgh Away	41	5	32	4	14	111	198
1967-1985 TOTAL	82	15	54	13	43	235	363
Last Win By PITTSBURGH At Home:	November 20, 1982 (4-3) (0-3-0 since last win)						
Last Win By PITTSBURGH On Road:	March 9, 1985 (6-5 OT) (0-0-0 since last win)						
Last Win By BOSTON At Home:	January 14, 1984 (7-3) (0-1-0 since last win)						
Last Win By BOSTON On Road:	March 13, 1985 (7-3) (0-0-0 since last win)						
vs Buffalo Sabres							
Pittsburgh Home	33	10	12	11	31	117	123
Pittsburgh Away	33	3	19	11	17	80	155
1970-1985 TOTAL	66	13	31	22	48	197	278
Last Win By PITTSBURGH At Home:	December 8, 1982 (4-2) (0-3-0 since last win)						
Last Win By PITTSBURGH On Road:	January 14, 1979 (4-1) (0-8-2 since last win)						
Last Win By BUFFALO At Home:	March 22, 1985 (3-1) (0-0-0 since last win)						
Last Win By BUFFALO On Road:	February 8, 1984 (6-5 OT) (0-0-1 since last win)						
vs Calgary Flames							
Pittsburgh Home	26	11	7	8	30	93	91
Pittsburgh Away	25	5	14	6	16	66	98
1972-1985 TOTAL	51	16	21	14	46	159	189
Last Win By PITTSBURGH At Home:	February 20, 1985 (6-3) (0-0-0 since last win)						
Last Win By PITTSBURGH On Road:	December 28, 1979 (4-2) (0-4-4 since last win)						
Last Win By CALGARY At Home:	February 16, 1984 (10-3) (0-0-1 since last win)						
Last Win By CALGARY On Road:	November 13, 1982 (3-1) (0-2-1 since last win)						
Last Win By Pittsburgh On Road was in Atlanta.							
vs Chicago Black Hawks							
Pittsburgh Home	39	17	18	4	38	133	129
Pittsburgh Away	40	4	28	8	16	97	165
1967-1985 TOTAL	79	21	46	12	54	230	294
Last Win By PITTSBURGH At Home:	January 19, 1985 (5-4) (0-0-0 since last win)						
Last Win By PITTSBURGH On Road:	October 27, 1984 (4-2) (0-2-0 since last win)						
Last Win By CHICAGO At Home:	February 14, 1985 (5-4) (0-0-0 since last win)						
Last Win By CHICAGO On Road:	November 29, 1984 (6-3) (0-1-0 since last win)						
vs Detroit Red Wings							
Pittsburgh Home	45	30	12	3	63	195	134
Pittsburgh Away	45	7	30	8	22	113	175
1967-1985 TOTAL	90	37	42	11	85	308	309
Last Win By PITTSBURGH At Home:	October 30, 1984 (4-3) (0-1-0 since last win)						
Last Win By PITTSBURGH On Road:	December 31, 1978 (5-4) (0-11-2 since last win)						
Last Win By DETROIT At Home:	February 9, 1984 (9-3) (0-0-1 since last win)						
Last Win By DETROIT On Road:	April 3, 1985 (3-2) (0-0-0 since last win)						
vs Edmonton Oilers							
Pittsburgh Home	10	4	5	1	9	37	51
Pittsburgh Away	10	0	9	1	1	33	69
1979-1985 TOTAL	20	4	14	2	10	70	120
Last Win By PITTSBURGH At Home:	January 12, 1985 (4-3) (0-0-0 since last win)						
Last Win By PITTSBURGH On Road:	Pittsburgh has never won in Edmonton (0-9-1)						
Last Win By EDMONTON At Home:	January 26, 1985 (6-3) (0-0-0 since last win)						
Last Win By EDMONTON On Road:	February 22, 1984 (9-2) (0-1-1 since last win)						
vs Hartford Whalers							
Pittsburgh Home	10	6	2	2	14	44	32
Pittsburgh Away	10	5	5	0	10	44	50
1979-1985 TOTAL	20	11	7	2	24	88	82
Last Win By PITTSBURGH At Home:	December 28, 1984 (4-0) (0-0-0 since last win)						
Last Win By PITTSBURGH On Road:	March 17, 1984 (4-2) (0-2-0 since last win)						
Last Win By HARTFORD At Home:	March 17, 1985 (4-3) (0-0-0 since last win)						
Last Win By HARTFORD On Road:	October 15, 1983 (6-4) (0-2-0 since last win)						

PENGUINS ALL-TIME VS...

	GP	W	L	T	PTS	GF	GA
vs Los Angeles Kings							
Pittsburgh Home	51	26	15	10	62	186	150
Pittsburgh Away	50	16	20	4	36	128	177
1967-1985 TOTAL	101	42	45	14	98	314	327
Last Win By PITTSBURGH At Home:	March 3, 1984 (4-3) (0-1-0 since last win)						
Last Win By PITTSBURGH On Road:	March 19, 1983 (7-4) (0-3-0 since last win)						
Last Win By LOS ANGELES At Home:	March 5, 1985 (6-0) (0-0-0 since last win)						
Last Win By LOS ANGELES On Road:	February 10, 1985 (4-3) (0-0-0 since last win)						
vs Minnesota North Stars							
Pittsburgh Home	44	26	13	5	57	167	116
Pittsburgh Away	44	13	27	4	30	141	173
1967-1985 TOTAL	88	39	40	9	87	308	289
Last Win By PITTSBURGH At Home:	February 1, 1984 (4-0) (0-1-0 since last win)						
Last Win By PITTSBURGH On Road:	February 23, 1985 (3-1) (0-0-0 since last win)						
Last Win By MINNESOTA At Home:	January 23, 1985 (4-3) (0-1-0 since last win)						
Last Win By MINNESOTA On Road:	February 25, 1985 (5-4) (0-0-0 since last win)						
vs Montreal Canadiens							
Pittsburgh Home	45	13	24	8	34	131	168
Pittsburgh Away	45	2	40	3	7	106	239
1967-1985 TOTAL	90	15	64	11	41	237	407
Last Win By PITTSBURGH At Home:	October 27, 1984 (6-5) (0-1-0 since last win)						
Last Win By PITTSBURGH On Road:	December 4, 1980 (3-2) (0-7-0 since last win)						
Last Win By MONTREAL At Home:	October 13, 1984 (4-3) (0-0-0 since last win)						
Win By MONTREAL On Road:	March 31, 1985 (4-2) (0-0-0 since last win)						
vs New Jersey Devils							
Pittsburgh Home	27	17	8	2	36	114	88
Pittsburgh Away	25	9	11	5	23	92	93
1974-1985 TOTAL	52	26	19	7	59	206	181
Win By PITTSBURGH At Home:	March 27, 1985 (4-3) (0-0-0 since last win)						
Win By PITTSBURGH On Road:	October 31, 1984 (7-6) (0-2-0 since last win)						
Win By NEW JERSEY At Home:	March 30, 1985 (6-4) (0-0-0 since last win)						
Win By NEW JERSEY On Road:	December 19, 1984 (3-2) (0-1-0 since last win)						
vs New York Islanders							
Pittsburgh Home	33	14	12	7	35	113	102
Pittsburgh Away	34	8	21	5	21	94	144
1972-1985 TOTAL	67	22	33	12	56	207	246
Win By PITTSBURGH At Home:	December 26, 1984 (6-5) (0-1-0 since last win)						
Win By PITTSBURGH On Road:	November 12, 1983 (4-2) (0-6-0 since last win)						
Win By NY ISLANDERS At Home:	April 2, 1985 (4-3) (0-0-0 since last win)						
Win By NY ISLANDERS On Road:	February 2, 1985 (4-0) (0-0-0 since last win)						
vs New York Rangers							
Pittsburgh Home	48	15	27	6	36	153	180
Pittsburgh Away	47	15	27	5	35	149	200
1967-1985 TOTAL	95	30	54	11	71	302	380
Win By PITTSBURGH At Home:	March 16, 1985 (5-0) (0-0-0 since last win)						
Win By PITTSBURGH On Road:	December 7, 1984 (4-3OT) (0-2-0 since last win)						
Win By NY RANGERS At Home:	March 26, 1985 (5-4) (0-0-0 since last win)						
Win By NY RANGERS On Road:	February 22, 1984 (8-3) (0-2-0 since last win)						

PENGUINS ALL-TIME VS...

vs Philadelphia Flyers	GP	W	L	T	PTS	GF	GA
Pittsburgh Home	53	21	21	11	53	159	165
Pittsburgh Away	53	5	43	5	15	111	252
1967-1985 TOTAL	106	26	64	16	68	270	417
Win By PITTSBURGH At Home:	December 21, 1984 (4-2) (0-1-0 since last win)						
Win By PITTSBURGH On Road:	January 20, 1974 (5-3) (0-27-2 since last win)						
Win By PHILADELPHIA At Home:	March 10, 1985 (11-4) (0-0-0 since last win)						
Win By PHILADELPHIA On Road:	March 19, 1985 (5-3) (0-0-0 since last win)						
vs Quebec Nordiques	GP	W	L	T	PTS	GF	GA
Pittsburgh Home	10	4	5	1	9	37	49
Pittsburgh Away	10	3	7	0	6	28	51
1979-1985 TOTAL	20	7	12	1	15	65	100
Win By PITTSBURGH At Home:	October 10, 1981 (2-1) (0-5-0 since last win)						
Win By PITTSBURGH On Road:	March 6, 1982 (6-4) (0-4-0 since last win)						
Win By QUEBEC At Home:	December 29, 1984 (10-2) (0-0-0 since last win)						
Win By QUEBEC On Road:	February 16, 1985 (8-1) (0-0-0 since last win)						
vs St. Louis Blues	GP	W	L	T	PTS	GF	GA
Pittsburgh Home	44	20	15	9	49	156	125
Pittsburgh Away	45	11	30	4	26	111	172
1967-1985 TOTAL	89	31	45	13	75	267	297
Win By PITTSBURGH At Home:	December 5, 1984 (7-4) (0-0-0 since last win)						
Win By PITTSBURGH On Road:	April 3, 1979 (3-2) (0-9-1 since last win)						
Win By ST. LOUIS At Home:	March 7, 1985 (5-1) (0-0-0 since last win)						
Win By ST. LOUIS On Road:	November 8, 1984 (6-2) (0-1-0 since last win)						
vs Toronto Maple Leafs	GP	W	L	T	PTS	GF	GA
Pittsburgh Home	41	19	17	5	43	144	135
Pittsburgh Away	41	13	18	10	36	132	161
1967-1985 TOTAL	82	32	35	15	79	276	296
Win By PITTSBURGH At Home:	March 21, 1984 (3-1) (0-1-0 since last win)						
Win By PITTSBURGH On Road:	January 2, 1985 (2-1) (0-0-0 since last win)						
Win By TORONTO At Home:	February 21, 1983 (4-2) (0-2-1 since last win)						
Win By TORONTO On Road:	January 30, 1985 (6-5) (0-0-0 since last win)						
vs Vancouver Canucks	GP	W	L	T	PTS	GF	GA
Pittsburgh Home	31	20	7	4	44	137	108
Pittsburgh Away	31	14	14	3	31	121	119
1970-1985 TOTAL	62	34	21	7	75	258	227
Win By PITTSBURGH At Home:	January 9, 1985 (7-4) (0-0-0 since last win)						
Win By PITTSBURGH On Road:	February 17, 1984 (4-1) (0-2-0 since last win)						
Win By VANCOUVER At Home:	November 16, 1984 (7-6) (0-0-0 since last win)						
Win By VANCOUVER On Road:	February 28, 1984 (9-5) (0-2-0 since last win)						
vs Washington Capitals	GP	W	L	T	PTS	GF	GA
Pittsburgh Home	34	13	16	5	31	135	115
Pittsburgh Away	35	14	18	3	31	129	156
1974-1985 TOTAL	69	27	34	8	62	264	271
Win By PITTSBURGH At Home:	October 27, 1982 (7-5) (0-8-1 since last win)						
Win By PITTSBURGH On Road:	October 14, 1983 (4-0) (0-6-0 since last win)						
Win By WASHINGTON At Home:	April 7, 1985 (7-3) (0-0-0 since last win)						
Win By WASHINGTON On Road:	April 6, 1985 (7-4) (0-0-0 since last win)						
vs Winnipeg Jets	GP	W	L	T	PTS	GF	GA
Pittsburgh Home	10	7	3	0	14	39	33
Pittsburgh Away	10	6	4	0	12	40	40
1979-1985 TOTAL	20	13	7	0	26	79	73
Win By PITTSBURGH At Home:	February 23, 1983 (6-4) (0-3-0 since last win)						
Win By PITTSBURGH On Road:	November 14, 1984 (4-3) (0-1-0 since last win)						
Win By WINNIPEG At Home:	January 21, 1985 (7-6) (0-0-0 since last win)						
Win By WINNIPEG On Road:	February 27, 1985 (6-4) (0-0-0 since last win)						

STREAKS

(Winning - Losing - Unbeaten - Winless)

YEAR	OVERALL				HOME				AWAY			
	WIN	UNBT	LOSS	WINL	WIN	UNBT	LOSS	WINL	WIN	UNBT	LOSS	WINL
1967-68	4	5	3	4	3	5	2	5	3	3	5	8
1968-69	4	6	7	9	4	4	4	6	2	5	8	14
1969-70	3	4	6	10	4	6	3	4	2	2	4	9
1970-71	2	4	4	8	7	7	2	5	2	3	5	18*
1971-72	4	5	6	9	3	4	3	4	3	6	6	14
1972-73	4	5	5	8	4	8	3	3	1	2	9	9
1973-74	3	4	6	8	3	6	4	4	2	3	4	5
1974-75	3	7	3	7	9*	20*	2	4	3	4	4	6
1975-76	4	11*	3	7	6	10	4	4	2	6	7	9
1976-77	3	6	4	6	3	7	2	3	2	2	3	6
1977-78	2	7	5	6	2	6	3	5	2	6	5	8
1978-79	4	10	4	5	6	8	3	3	3	7*	6	8
1979-80	3	7	6	8	4	7	5	5	2	3	7	7
1980-81	6*	6	3	6	5	6	3	3	2	4	8	11
1981-82	4	7	4	9	4	8	2	5	3	3	7	12
1982-83	3	5	11*	18*	3	3	4	7	1	2	18*	18*
1983-84	2	3	8	8	1	2	7*	11*	4*	5	6	7
1984-85	5	5	9	12	3	3	4	7	2	2	8	10

*-Club Record UNBT - Unbeaten streak LOSS - Losing streak WINL - Winless streak

WIN - Winning streak

STREAKS

Longest Winning:	6 (February 22 to March 4, 1981)
Longest Home Winning:	9 (February 26 to April 5, 1975)
Longest Away Winning:	4 (October 14 to November 2, 1983)
Longest Unbeaten:	11 (February 7 to February 28, 1976) (7-0-4)
Longest Home Unbeaten:	20 (Nov. 30, 1974 to Feb. 22, 1975) (12-0-8)
Longest Away Unbeaten:	7 (March 13 to March 27, 1979) (5-0-2)
Longest Losing:	11 (January 22 to February 10, 1983)
Longest Home Losing:	8 (April 3 to October 29, 1983) (Two seasons)
	7 (October 8 to October 29, 1983)
Longest Away Losing:	18 (December 23, 1982 to March 4, 1983)
Longest Winless:	18 (January 2 to February 10, 1983) (0-17-1)
Longest Home Winless:	12 (Apr. 3 to Nov. 9, 1983) (0-10-2)
	(Two years)
	11 (October 8 to November 9, 1983) (0-9-2)
Longest Away Winless:	18 (Oct. 25, 1970 to Jan. 14, 1971) (0-11-7)
	18 (Dec. 23, 1982 to March 4, 1983) (0-18-0)
Consecutive Games Scoring:	77 (Jan. 24, 1981 to Jan. 13, 1982)
Consecutive Games Scored Upon:	156 (April 1, 1980 to March 20, 1982)
Consecutive Tie Games:	4 (December 8 to December 15, 1979)
Largest Win:	12-1 vs Washington (March 15, 1975)
Largest Loss:	12-0 at Montreal (February 22, 1979)
Largest Tie:	6-6 (seven times - Nov. 26, 1982 last time)
Scoreless Ties:	0-0 (nine times - Dec. 4, 1982 last time)

**FASTEST GOALS
ONE PLAYER**

- FASTEST TWO GOALS, PITTSBURGH:** 7 seconds by Wally Boyer, March 5, 1970 at Detroit vs Roy Edwards; 9 seconds by Darryl Edestrand, March 12, 1972 at Boston vs Gerry Cheevers
- FASTEST TWO GOALS, OPPONENT:** 15 seconds by Bill Goldsworthy (Minnesota) March 23, 1974 at Minnesota vs Gary Inness
- FASTEST TWO PITTSBURGH ASSISTS:** 7 seconds by Ron Schock, March 5, 1970 at Detroit on goals by Wally Boyer
- FASTEST TWO OPPONENT ASSISTS:** 6 seconds by Pete Mahovlich (Montreal) April 2, 1975 at Montreal
- FASTEST THREE GOALS, PITTSBURGH:** 4:17 by Lowell MacDonald, November 13, 1973 vs Cesare Maniago vs Minnesota
- FASTEST THREE GOALS, OPPONENT:** 3:26 by Stan Gilbertson (Washington) April 6, 1975 vs Bob Johnson at Washington
- FASTEST FOUR GOALS, PITTSBURGH:** 24:21 by Paul Gardner, December 13, 1980 vs Phil Myre vs Philadelphia
- FASTEST FOUR GOALS, OPPONENT:** 34:40 by Stan Gilbertson (Washington) April 6, 1975 vs Bob Johnson at Washington

TEAM

- FASTEST TWO GOALS, BOTH TEAMS: (NHL RECORD)** 4 seconds by Wayne Bianchin (Pittsburgh) & Guy Chouinard (Atlanta), March 15, 1977 at Atlanta
- 5 seconds by Rick Martin (Buffalo) & Greg Polis (Pittsburgh), January 3, 1974 at Buffalo
- FASTEST TWO PITTSBURGH GOALS:** 9 seconds by Al McDonough & Ken Schinkel, November 22, 1972 vs St. Louis
- 10 seconds by Dennis Owchar & Mike Corrigan, November 2, 1976 vs Los Angeles
- FASTEST TWO OPPONENT GOALS:** 6 seconds by Guy Lafleur & Steve Shutt (Montreal), April 2, 1975 at Montreal
- FASTEST THREE GOALS, BOTH TEAMS:** 39 seconds by Blair Chapman (Pittsburgh), Denis Potvin (NY Islanders) & Mike Bossy (NY Islanders), December 5, 1978 at NY Islanders
- FASTEST THREE PITTSBURGH GOALS:** 27 seconds by Al McDonough, Ken Schinkel & Ron Schock, November 22, 1972 vs St. Louis
- FASTEST THREE OPPONENT GOALS:** 29 seconds by Michel Goulet, Brent Ashton, & Brad Maxwell (Quebec), February 16, 1985 at Pittsburgh
- FASTEST FOUR GOALS, BOTH TEAMS:** 1:17 by Pierre Larouche (Pittsburgh), Guy Lafleur (2) (Montreal) & Pete Mahovlich (Montreal), January 26, 1975 at Montreal
- FASTEST FOUR PITTSBURGH GOALS:** 1:49 by Bryan Hextall, Jean Pronovost, Al McDonough & Ken Schinkel, November 22, 1972 vs St. Louis
- 1:49 by Jean Pronovost, Al McDonough, Ken Schinkel & Ron Schock, November 22, 1972 vs St. Louis
- FASTEST FOUR OPPONENT GOALS:** 1:22 by Bobby Clarke, Ilkka Sinisalo, Reggie Leach & Ken Linseman (Philadelphia), October 11, 1982 at Philadelphia

- FASTEST FIVE GOALS, BOTH TEAMS:** 4:25 by Rick Kehoe (Pittsburgh), Ron Schock (Pittsburgh), Murray Oliver (Minnesota), Syl Apps (Pittsburgh) & Barry Gibbs (Minnesota), December 21, 1974 at Minnesota
- FASTEST FIVE PITTSBURGH GOALS:** 2:07 by Bryan Hextall, Jean Pronovost, Al McDonough, Ken Schinkel & Ron Schock, November 22, 1972 vs St. Louis
- FASTEST FIVE OPPONENT GOALS:** 2:37 by Duane Sutter, Bryan Trottier (2), John Tonelli & Duane Sutter (NY Islanders), January 26, 1982 at NY Islanders
- FASTEST SIX PITTSBURGH GOALS:** 5:02 by Greg Polis, Bryan Hextall, Jean Pronovost, Al McDonough, Ken Schinkel & Ron Schock, November 22, 1972 vs St. Louis
- FASTEST SEVEN PITTSBURGH GOALS:** 12:11 by Al McDonough, Greg Polis, Bryan Hextall, Jean Pronovost, Al McDonough, Ken Schinkel & Ron Schock, November 22, 1972 vs St. Louis
- FASTEST PITTSBURGH GOAL, START OF GAME:** 6 seconds by Jean Pronovost, March 25, 1976 at St. Louis
- FASTEST OPPONENT GOAL, START OF GAME:** 9 seconds by Ross Lonsberry (Philadelphia), October 20, 1977 at Philadelphia
- FASTEST PITTSBURGH GOAL, START OF 2ND PERIOD:** 7 seconds by Lowell MacDonald, February 10, 1973 at Boston
- FASTEST OPPONENT GOAL, START OF 2ND PERIOD:** 7 seconds by Joey Johnston (California), October 20, 1973 at Pittsburgh
- 7 seconds by Stan Gilbertson (Washington), November 12, 1975 at Washington
- FASTEST PITTSBURGH GOAL, START OF 3RD PERIOD:** 12 seconds by Greg Polis, April 1, 1972 at Philadelphia
- FASTEST OPPONENT GOAL, START OF 3RD PERIOD:** 16 seconds by Gerry Ehman (California), March 17, 1971 at California
- 16 seconds by Doug Jarrett (Chicago), February 24, 1974 at Chicago
- EARLIEST WINNING GOAL - PITTSBURGH:** 35 seconds by Ken Schinkel, October 17, 1972 at NY Islanders (5-0)
- EARLIEST WINNING GOAL - OPPONENT:** 9 seconds by Ross Lonsberry (Philadelphia), October 20, 1977 at Philadelphia (11-0)
- FASTEST TWO GOALS, FROM START OF GAME:** 29 seconds by George Ferguson & Greg Malone, December 6, 1980 vs Chicago
- FASTEST TWO GOALS AGAINST, FROM START OF GAME:** 40 seconds by Tim Kerr & Bill Barber (Philadelphia), October 9, 1983 at Philadelphia
- FASTEST OVERTIME GOAL - PITTSBURGH:** 1:06 by Wayne Babych, March 9, 1985 at Boston
- FASTEST OVERTIME GOAL - OPPONENT:** 35 seconds by Dave Andreychuk (Buffalo), February 8, 1984 at Pittsburgh

PITTSBURGH PENGUINS TEAM RECORDS SEASON

POINTS

Most Overall:	89 (1974-75) (37 wins & 15 ties)
Most Home:	60 (1974-75) (25 wins & 10 ties)
Most Away:	34 (1978-79) (13 wins & 8 ties)
Fewest Overall:	38 (1983-84) (16 wins & 6 ties)
Fewest Home:	18 (1983-84) (7 wins & 4 ties)
Fewest Away:	13 (1982-83) (4 wins & 5 ties)

WINS

Most Overall:	37 (1974-75)
Most Home:	25 (1974-75)
Most Away:	13 (1973-74) & (1978-79)
Fewest Overall:	16 (1983-84)
Fewest Home:	7 (1983-84)
Fewest Away:	3 (1970-71)

LOSSES

Most Overall:	58 (1983-84)
Most Home:	29 (1983-84)
Most Away:	31 (1982-83)
Fewest Overall:	28 (1974-75)
Fewest Home:	5 (1974-75)
Fewest Away:	19 (1978-79)

TIES

Most Overall:	20 (1970-71)
Most Home:	10 (1967-68) & (1974-75)
Most Away:	11 (1970-71)
Fewest Overall:	9 (1972-73) & (1973-74)
Fewest Home:	3 (1980-81)
Fewest Away:	3 (1967-68) & (1973-74)

GOALS

Most For Overall:	339 (1975-76)
Most For Home:	196 (1975-76)
Most For Away:	143 (1975-76) & (1981-82)
Fewest For Overall:	182 (1969-70)
Fewest For Home:	99 (1968-69)
Fewest For Away:	77 (1969-70)
Most Against Overall:	394 (1982-83)
Most Against Home:	182 (1983-84)
Most Against Away:	224 (1982-83)
Fewest Against Overall:	216 (1967-68)
Fewest Against Home:	92 (1970-71)
Fewest Against Away:	115 (1967-68)

ASSISTS

Most For:	567 (1975-76)
Fewest For:	294 (1969-70)
Most Against:	665 (1982-83)
Fewest Against:	338 (1967-68)

POINTS

Most For:	906 (1975-76)
Fewest For:	476 (1969-70)
Most Against:	1049 (1982-83)
Fewest Against:	554 (1967-68)

PENALTIES

Most For:	710 (1981-82)
Fewest For:	248 (1967-68)
Most Against:	722 (1981-82)
Fewest Against:	330 (1967-68)

PENALTY MINUTES

Most For:	2212 (1981-82)
Fewest For:	554 (1967-68)
Most Against:	2395 (1981-82)
Fewest Against:	750 (1967-68)

MINORS

Most For:	561 (1981-82)
Fewest For:	237 (1967-68)
Most Against:	550 (1981-82)
Fewest Against:	315 (1967-68)

MAJORS

Most For:	83 (1983-84)
Fewest For:	1 (1967-68)
Most Against:	88 (1983-84)
Fewest Against:	6 (1967-68)

MISCONDUCTS

Most For:	69 (1981-82)
Fewest For:	1 (1968-69)
Most Against:	87 (1981-82)
Fewest Against:	7 (1976-77)

SHOTS ON GOAL

Most For:	2761 (1974-75)
Fewest For:	2231 (1968-69)
Most Against:	2908 (1983-84)
Fewest Against:	2236 (1969-70)

POWER PLAY CHANCES

Most For:	401 (1981-82)
Fewest For:	262 (1977-78) & (1979-80)
Most Against:	401 (1982-83)
Fewest Against:	193 (1967-68)

POWER PLAY GOALS

Most For:	99 (1981-82)
Fewest For:	37 (1967-68)
Most Against:	110 (1982-83)
Fewest Against:	31 (1967-68)

POWER PLAY %

Highest For:	24.7 (1981-82)
Lowest For:	13.6 (1967-68)
Highest Against:	27.4 (1982-83)
Lowest Against:	16.1 (1967-68)

SHORTHANDED GOALS

Most For:	13 (1974-75)
Fewest For:	2 (1967-68) & (1968-69)
Most Against:	21 (1984-85)
Fewest Against:	4 (1973-74) (1978-79) & (1979-80)

GAME RECORDS

GOALS

Most For, Home Game:	12	vs Washington (March 15, 1975)
Most For, Away Game:	9	at California (December 17, 1975)
	9	at Vancouver (March 13, 1979)
Most Against, Home Game:	10	vs Edmonton (February 19, 1983)
Most Against, Away Game:	13	at Philadelphia (March 22, 1984)
Most For, Two Games:	18	(March 15 to March 16, 1975)
Most For, Three Games:	23	(February 17 to February 21, 1976)
Most For, Four Games:	29	(February 15 to February 21, 1976)
Most For, Five Games:	33	(November 13 to November 20, 1974)
	33	(February 14 to February 21, 1976)
Most Against, Two Games:	19	(March 22 to March 24, 1984)
Most Against, Three Games:	23	(January 31 to February 6, 1982)
	23	(January 12 to January 15, 1983)
	23	(March 22 to March 25, 1984)
	23	(March 9 to March 13, 1985)
Most Against, Four Games:	28	(December 19 to December 26, 1980)
	28	(January 31 to February 7, 1982)
	28	(January 22 to January 28, 1983)
	28	(March 22 to March 28, 1984)
	28	(March 7 to March 13, 1985)
Most Against, Five Games:	34	(January 7 to January 15, 1983)
	34	(February 22 to March 1, 1984)
	34	(March 22 to March 29, 1984)
	34	(March 3 to March 10, 1985)
	34	(March 5 to March 13, 1985)
Most Against, Six Games:	41	(March 3 to March 13, 1985)
Fewest For, Two Games:	0	(January 14 to January 17, 1970)
	0	(February 20 to February 23, 1972)
	0	(March 3 to March 4, 1973)
	0	(February 2 to February 7, 1980)
Fewest For, Three Games:	1	(October 31 to November 4, 1973)
Fewest For, Four Games:	2	(October 31 to November 7, 1973)
Fewest For, Five Games:	5	(Four times)
Fewest Against, Two Games:	1	(Eleven times)
Fewest Against, Three Games:	1	(February 20 to February 24, 1973)
Fewest Against, Four Games:	3	(February 20 to February 25, 1973)
Fewest Against, Five Games:	5	(February 20 to February 28, 1973)
Most For, Both Teams, Home:	17	(February 19, 1983 vs Edmonton) (Edmonton 10, Pittsburgh 7)
Most For, Both Teams, Away:	17	(March 22, 1984 at Philadelphia) (Philadelphia 13, Pittsburgh 4)

ASSISTS

Most For, Home Game:	20	vs Washington (March 15, 1975)
Most For, Away Game:	14	at Vancouver (March 16, 1974)
	14	at Hartford (December 26, 1980)
Most Against, Home Game:	15	vs Minnesota (February 3, 1980)
	15	vs Edmonton (February 19, 1983)
Most Against, Away Game:	22	at Philadelphia (March 22, 1984)
Most For, Both Teams, Home:	28	vs Edmonton (February 19, 1983)
Most For, Both Teams, Away:	29	at Hartford (December 26, 1980)

GAME RECORDS

POINTS

Most For, Home Game:	32	vs Washington (March 15, 1975)
Most For, Away Game:	22	at Vancouver (March 16, 1974)
	22	at Vancouver (March 13, 1979)
Most Against, Home Game:	25	vs Edmonton (February 19, 1983)
Most Against, Away Game:	35	at Philadelphia (March 22, 1984)
Most For, Both Teams, Home:	45	vs Edmonton (February 19, 1983)
Most For, Both Teams, Away:	45	at Hartford (December 26, 1980)
	45	at Philadelphia (March 22, 1984)

PENALTIES

Most Home Game:	28	vs Edmonton (January 19, 1980) (12-8-8)
Most Away Game:	28	at NY Islanders (October 14, 1982) (15-7-6)
Opponent Most, Home Game:	24	vs Edmonton (January 19, 1980) (9-9-6)
Opponent Most, Away Game:	25	at Detroit (November 2, 1977) (14-8-3)
Most Both Teams, Home:	52	vs Edmonton (January 19, 1980) (21-17-14)
Most Both Teams, Away:	50	at NY Islanders (October 14, 1982) (24-15-11)

PENALTY MINUTES

Most Home Game:	144	vs Edmonton (January 19, 1980) (12-8-8)
Most Away Game:	125	at NY Islanders (October 14, 1982) (15-7-6)
Opponent Most, Home Game:	123	vs Edmonton (January 19, 1980) (9-9-6)
Opponent Most, Away Game:	123	at Winnipeg (October 31, 1980) (9-3-93)
Most Both Teams, Home:	267	vs Edmonton (January 19, 1980) (21-17-14) (Pittsburgh 144, Edmonton 123)
Most Both Teams, Away:	244	at Winnipeg (October 31, 1980) (16-6-18) (Winnipeg 123, Pittsburgh 121)

SHOTS

Most For, Home Game:	65	vs Washington (Low/Belhumeur) (Mar. 15, 1975)
Most For, Away Game:	49	at Toronto (Hamel) (November 20, 1974)
	49	at Chicago (Esposito) (February 25, 1979)
Most Against, Home Game:	55	vs Montreal (Wilson/Laxton) (Oct. 23, 1976)
Most Against, Away Game:	59	at Atlanta (Wilson/Herron) (March 15, 1977)
Fewest For, Home:	17	vs Philadelphia (St. Croix) (Oct. 23, 1982)
Fewest For, Away:	11	at Boston (Gilbert) (March 27, 1977)
Opponent Fewest, Home:	13	vs Los Angeles (Smith) (October 22, 1969)
Opponent Fewest, Away:	15	at California (Binkley) (October 17, 1977)

SAVES

Most For, Home Game:	48	vs Philadelphia (Dion) (October 23, 1982)
Most For, Away Game:	52	at Atlanta (Wilson/Herron) (March 15, 1977)
	51	at Philadelphia (Inness) (November 9, 1975)
Most Against, Home Game:	53	vs Montreal (Thomas) (March 10, 1974)
Most Against, Away Game:	47	at Chicago (Esposito) (February 25, 1979)
Fewest For, Home:	11	vs Los Angeles (Smith) (October 22, 1969)
	11	vs NY Rangers (Millen) (December 22, 1979)
Fewest For, Away:	13	at St. Louis (Newton) (April 3, 1971)
	13	at Montreal (Inness/Brown) (Feb. 28, 1974)
	13	at NY Rangers (Harrison) (Dec. 14, 1981)
Opponent Fewest, Home:	13	vs Philadelphia (St. Croix) (Oct. 23, 1982)
Opponent Fewest, Away:	9	at Montreal (Penney) (October 13, 1984)

PERIOD RECORDS

GOALS

Most For, Home Period:	7	vs St. Louis (November 22, 1972)
Most For, Away Period:	5	at NY Rangers (October 28, 1973)
Most Against, Home Period:	6	vs Minnesota (February 3, 1982)
	6	vs Minnesota (January 12, 1983)
	6	vs Montreal (January 15, 1983)
	6	vs Quebec (February 16, 1985)
Most Against, Away Period:	7	at Philadelphia (March 22, 1984)
Most For, Both Teams, Home:	8	vs St. Louis (November 22, 1972)
	8	vs Vancouver (October 6, 1976)
	8	vs Montreal (January 11, 1978)
	8	vs Detroit (November 4, 1978)
	8	vs Montreal (January 15, 1983)
Most For, Both Teams, Away:	8	at Vancouver (March 16, 1974)
	8	at Hartford (November 30, 1979)
	8	at Hartford (December 26, 1980)

ASSISTS

Most For, Home Period:	11	vs St. Louis (November 22, 1972)
Most For, Away Period:	9	at NY Rangers (October 28, 1973)
Most Against, Home Period:	12	vs Quebec (February 16, 1985)
Most Against, Away Period:	13	at Philadelphia (March 22, 1984)
Most For, Both Teams, Home:	15	vs Vancouver (October 6, 1976)
Most For, Both Teams, Away:	14	at NY Islanders (December 11, 1976)
	14	at Hartford (December 26, 1980)

POINTS

Most For, Home Period:	18	vs St. Louis (November 22, 1972)
Most For, Away Period:	14	at NY Rangers (October 28, 1973)
Most Against, Home Period:	18	vs Quebec (February 16, 1985)
Most Against, Away Period:	20	at Philadelphia (March 22, 1984)
Most For, Both Teams, Home:	23	vs Vancouver (October 6, 1976)
Most For, Both Teams, Away:	21	at Vancouver (March 16, 1974)
	21	at NY Islanders (December 11, 1976)

PENALTIES

Most Home Period:	24	vs Edmonton (January 19, 1980) (9-7-8)
Most Away Period:	18	at NY Islanders (October 14, 1982) (9-4-5)
Opponent Most, Home Period:	19	vs Edmonton (January 19, 1980) (5-8-6)
Opponent Most, Away Period:	15	at Detroit (November 2, 1977) (6-6-3)
	15	at Winnipeg (October 31, 1980) (4-2-9)
Most Both Teams, Home:	43	vs Edmonton (January 19, 1980) (14-15-14)
Most Both Teams, Away:	31	at Detroit (November 2, 1977) (13-12-6)

PERIOD RECORDS

PENALTY MINUTES

Most Home Period:	133	vs Edmonton (January 19, 1980) (9-7-8)
Most Away Period:	110	at Buffalo (December 7, 1980) (5-2-9)
Opponent Most, Home Period:	110	vs Edmonton (January 19, 1980) (5-8-6)
Opponent Most, Away Period:	108	at Winnipeg (October 31, 1980) (4-2-9)
Most Both Teams, Home:	243	vs Edmonton (January 19, 1980) (14-15-14)
Most Both Teams, Away:	213	at Buffalo (December 7, 1980) (9-3-8)

SHOTS

Most For, Home Period:	27	vs Washington (Low) (March 15, 1975)
Most For, Away Period:	23	at Washington (Parro) (March 28, 1982)
Most Against, Home Period:	23	vs Detroit (Binkley) (December 4, 1968)
	23	vs Montreal (Wilson/Laxton) (Oct. 23, 1976)
Most Against, Away Period:	28	at NY Islanders (Herron) (December 5, 1978)
Fewest For, Home Period:	2	vs St. Louis (Plante) (November 19, 1969)
	2	vs Buffalo (Desjardins) (January 15, 1977)
Fewest For, Away Period:	1	at Boston (Cheevers) (December 15, 1968)
	1	at NY Rangers (Giacomin) (March 8, 1970)
	1	at Chicago (Esposito) (February 10, 1974)
	1	at Montreal (Penney) (October 13, 1985)
Fewest Against, Home Period:	1	vs NY Rangers (Holland) (Nov. 24, 1979)
	1	vs Calgary (Dion) (March 7, 1982)
Fewest Against, Away Period:	1	at Washington (Herron) (January 6, 1977)

SAVES

Most For, Home Period:	21	vs NY Rangers (Binkley) (Nov. 16, 1968)
	21	vs NY Rangers (Binkley) (March 18, 1970)
	21	vs Washington (Herron) (November 21, 1984)
Most For, Away Period:	25	at NY Islanders (Herron) (December 5, 1978)
Most Against, Home Period:	24	vs Hartford (Veisor) (February 19, 1981)
Most Against, Away Period:	22	at Minnesota (Worsley) (March 23, 1974)
Fewest For, Home Period:	1	vs California (Rutherford) (March 3, 1973)
	1	vs California (Brown) (February 16, 1974)
	1	vs NY Rangers (Holland) (Nov. 24, 1979)
	1	vs Chicago (Ricci) (January 10, 1981)
	1	vs Calgary (Dion) (March 7, 1982)
Fewest For, Away Period:	1	at St. Louis (Binkley) (March 19, 1970)
	1	at L. Ang. (Hoganson/Smith) (Mar.20, 1971)
	1	at Washington (Herron) (January 6, 1977)
	1	at Boston (November 14, 1981)
Opponent Fewest, Home Period:	1	vs Toronto (Palmateer) (December 26, 1976)
	1	vs Buffalo (Desjardins) (January 15, 1977)
Opponent Fewest, Away:	0	at Boston (Cheevers) (December 15, 1968)

GOALTENDERS

GAMES PLAYED

Most All Time:	287	- Denis Herron
Most One Season:	63	- Greg Millen (1980-81)
Most Home, One Season:	34	- Greg Millen (1980-81)
	34	- Michel Dion (1981-82)
Most Away, One Season:	31	- Denis Herron (1978-79)

MINUTES PLAYED

Most All Time:	15,924	- Denis Herron
Most One Season:	3,721	- Greg Millen (1980-81)
Most Home, One Season:	2,040	- Greg Millen (1980-81)
Most Away, One Season:	1,748	- Denis Herron (1978-79)

GOALS AGAINST

Most All Time:	1026	- Denis Herron
Most One Season:	228	- Greg Millen (1980-81)
Most Home, One Season:	128	- Greg Millen (1980-81)
Most Away, One Season:	130	- Greg Millen (1980-81)

GOALS AGAINST AVERAGE

Lowest All Time:	2.86	- Hank Bassen
Lowest One Season:	2.86	- Hank Bassen (1967-68)
	2.86	- Les Binkley (1970-71)
Lowest Home, One Season:	2.02	- Al Smith (1970-71)
Lowest Away, One Season:	2.81	- Dunc Wilson (1876-77)

SHUTOUTS

Most All Time:	11	- Les Binkley
Most One Season:	6	- Les Binkley (1967-68)
Most Home, One Season:	3	- Les Binkley (1967-68)
Most Away, One Season:	3	- Les Binkley (1967-68)

SAVES

Most All Time:	7,996	- Denis Herron
Most One Season:	1,920	- Denis Herron (1977-78)
Most Home, One Season:	938	- Denis Herron (1977-78)
Most Away, One Season:	982	- Denis Herron (1977-78)
Most Per Game, All Time:	30.6	- Joe Daley
Most Per Game, One Season:	32.6	- Denis Herron (1977-78)
Most Per Game, Home Season:	31.2	- Joe Daley (1968-69)
Most Per Game, Away Season:	35.8	- Denis Herron (1977-78)
Best Save Pct. All-Time:	90.8	- Hank Bassen
Best Save Pct. One Season:	91.2	- Jim Rutherford (1972-73)

GOALTENDERS

WINS

Most All Time:	88	- Denis Herron
Most One Season:	25	- Greg Millen (1980-81)
	25	- Michel Dion (1981-82)
Most Home, One Season:	19	- Greg Millen (1980-81)
	19	- Michel Dion (1981-82)
Most Away, One Season:	10	- Les Binkley (1967-68)

LOSSES

Most All Time:	130	- Denis Herron
Most One Season:	31	- Les Binkley (1968-69)
Most Home, One Season:	17	- Les Binkley (1968-69)
Most Away, One Season:	17	- Les Binkley (1967-68)
	17	- Michel Dion (1981-82)

TIES

Most All Time:	44	- Denis Herron
Most One Season:	15	- Denis Herron (1977-78)
Most Home, One Season:	9	- Les Binkley (1967-68)
Most Away, One Season:	7	- Denis Herron (1977-78) & (1978-79)
	7	- Greg Millen (1980-81)

STREAKS

Most Consecutive Wins:	6	- Al Smith (February 15 to March 4, 1970)
	6	- Greg Millen (December 13 to 31, 1978)
	6	- Greg Millen (Feb. 22 to March 4, 1981)
Most Consecutive Home Wins:	13	- Jim Rutherford (Feb. 16 to Nov. 22, 1972)
Most Consecutive Away Wins:	4	- Les Binkley (Feb. 25 to March 30, 1968)
	4	- Denis Herron (Oct. 14 to Nov. 12, 1983)
Most Consecutive Losses:	9	- Michel Dion (Dec. 20, 1983 to Mar. 1, 1984)
Most Consecutive Home Losses:	5	- Denis Herron (Oct. 18 to Nov. 16, 1983)
	5	- Michel Dion (Apr. 3, to Oct. 22, 1982)
Most Consecutive Away Losses:	10	- Joe Daley (Nov. 13, 1968 to Mar. 20, 1969)
	10	- Denis Herron (Dec. 22, 1984 to Mar. 30, 1985)
Longest Unbeaten Streak:	11	- Michel Plasse (Jan. 25 to Mar. 6, 1976) (6-0-5)
Longest Home Unbeaten Streak:	18	- Michel Plasse (Jan. 11 to Dec. 31, 1975) (14-0-4)
Longest Away Unbeaten Streak:	7	- Denis Herron (March 13 to 27, 1979) (5-0-2)
Longest Winless Streak:	15	- Al Smith (Jan. 28 to Apr. 1, 1971) (0-10-5)
Longest Home Winless Streak:	9	- Les Binkley (Nov. 6 to Dec. 21, 1968) (0-8-1)
Longest Away Winless Streak:	26	- Al Smith (Mar. 5, 1970 to Apr. 1, 1971) (0-18-8)

INDIVIDUAL RECORDS

ALL TIME

Most Games Played:	753 - Jean Pronovost
Most Consecutive Games:	320 - Ron Schock
Most Points:	636 - Rick Kehoe
Most Goals:	316 - Jean Pronovost
Most Assists:	349 - Syl Apps
Most Penalties:	302 - Bryan Watson
Most Penalty Minutes:	871 - Bryan Watson

SEASON

Most Goals:	55 - Rick Kehoe (1980-81)
	53 - Pierre Larouche (1975-76)
	52 - Jean Pronovost (1975-76)
Most Goals, Center:	51 - Mike Bullard (1983-84)
	53 - Pierre Larouche (1975-76)
Most Goals, Left Wing:	51 - Mike Bullard (1983-84)
	43 - Lowell MacDonald (1973-74)
	40 - Warren Young (1984-85)
Most Goals, Right Wing:	55 - Rick Kehoe (1981-82)
	52 - Jean Pronovost (1975-76)
Most Goals, Defenseman:	16 - Randy Carlyle (1980-81)
	15 - Darryl Edestrand (1972-73)
	15 - Ron Stackhouse (1974-75)
	15 - Randy Carlyle (1982-83)
Most Assists:	67 - Syl Apps (1975-76)
	67 - Randy Carlyle (1980-81)
Most Assists, Center:	67 - Pierre Larouche (1975-76)
	63 - Ron Schock (1974-75)
Most Assists, Left Wing:	51 - Pat Boutette (1981-82)
	43 - Lowell MacDonald (1975-76)
Most Assists, Right Wing:	52 - Jean Pronovost (1975-76)
	52 - Rick Kehoe (1981-82)
Most Assists, Defenseman:	67 - Randy Carlyle (1980-81)
	64 - Randy Carlyle (1981-82)
	60 - Ron Stackhouse (1975-76)
Most Points:	111 - Pierre Larouche (1975-76)
	104 - Jean Pronovost (1975-76)
	100 - Mario Lemieux (1984-85)
Most Points, Center:	111 - Pierre Larouche (1975-76)
	100 - Mario Lemieux (1984-85)
Most Points, Left Wing:	82 - Lowell MacDonald (1973-74)
	75 - Lowell MacDonald (1972-73)
Most Points, Right Wing:	104 - Jean Pronovost (1975-76)
	88 - Rick Kehoe (1980-81)
Most Points, Defenseman:	83 - Randy Carlyle (1980-81)
	75 - Randy Carlyle (1981-82)
	71 - Ron Stackhouse (1975-76)
Most Points, Goaltender:	3 - Greg Millen (1979-80)
Most Penalty Minutes:	409 - Paul Baxter (1981-82) (77-19-16)
	378 - Dave Schultz (1977-78)

SEASON

Most PIM, Center:	133 - Bryan Hextall (1970-71)
	127 - Dave Hannan (1982-83)
Most PIM, Left Wing:	378 - Dave Schultz (1977-78)
	297 - Gary Rissling (1983-84)
	161 - Pat Hughes (1980-81)
Most PIM, Right Wing:	
Most PIM, Defenseman:	409 - Paul Baxter (1981-82)
	322 - Pat Price (1981-82)
	60 - Andy Brown (1973-74)
Most PIM, Goaltender:	
Most Shots On Goal:	319 - Pierre Larouche (1975-76)
	299 - Jean Pronovost (1975-76)
	299 - Rick Kehoe (1980-81)
Most SOG, Center:	319 - Pierre Larouche (1975-76)
	223 - Michel Briere (1969-70)
Most SOG, Left Wing:	260 - Lowell MacDonald (1973-74)
	253 - Vic Hadfield (1974-75)
Most SOG, Right Wing:	299 - Jean Pronovost (1975-76)
	299 - Rick Kehoe (1980-81)
Most SOG, Defenseman:	242 - Randy Carlyle (1980-81)
	228 - Ron Stackhouse (1975-76)
Most Power Play Goals:	21 - Paul Gardner (1981-82)
	20 - Rick Kehoe (1980-81)
	20 - Paul Gardner (1982-83)
Most Power Play Assists:	39 - Randy Carlyle (1980-81)
	33 - Randy Carlyle (1981-82)
	33 - Rick Kehoe (1981-82)
Most Power Play Points:	50 - Rick Kehoe (1981-82)
	46 - Randy Carlyle (1980-81)
	41 - Pat Boutette (1981-82)

GAME

Most Goals:	4 - Paul Gardner (December 13, 1980 vs Philadelphia)
	4 - Mike Bullard (December 5, 1984 vs St. Louis)
	(All Penguin Hat Tricks listed on page 139)
Most Assists:	6 - Ron Stackhouse (March 8, 1975 vs Philadelphia)
	6 - Greg Malone (November 28, 1979 vs Quebec)
Most Points:	6 - Syl Apps (Dec. 13, 1972 vs NY Islanders) (3-3)
	6 - Ron Stackhouse (Mar. 8, 1975 vs Phila.) (0-6)
	6 - Greg Malone (Nov. 28, 1979 vs Quebec) (0-6)
	6 - Mike Bullard (Dec. 5, 1984 vs St. Louis) (4-2)
Most Penalties:	9 - Russ Anderson (Jan. 19, 1980 vs Edmonton)
	(3-3-3)
Most Penalty Minutes:	51 - Russ Anderson (Jan. 19, 1980 vs Edmonton)

PERIOD

Most Goals:	3 - Al McDonough (November 18, 1972 vs Atlanta)
	3 - Lowell MacDonald (November 13, 1973 vs Minnesota)
	3 - Rick Kehoe (March 10, 1976 vs Buffalo)
Most Assists:	4 - Syl Apps (March 24, 1971 vs Detroit)
	4 - Ron Stackhouse (Mar. 8, 1975 vs Philadelphia)
Most Points:	4 - Syl Apps (March 24, 1971 vs Detroit) (0-4)
	4 - Ron Stackhouse (Mar. 8, 1975 vs Phila.) (0-4)
	4 - Syl Apps (March 19, 1976 at Washington) (1-3)
Most Penalties:	8 - Russ Anderson (Jan. 19, 1980 vs Edmonton)
	(3-2-3)
Most Penalty Minutes:	46 - Russ Anderson (Jan. 19, 1980 vs Edmonton)

SCORING SUMMARIES

1984-85	GP	W	L	T	PTS	GF	GA	PPG	SHG	PEN	PIM
PITTSBURGH	3	1	2	0	2	12	16	1-11	2	25	62
BOSTON	3	2	1	0	4	16	12	1-15	1	21	54

PITTSBURGH VS BOSTON

AT PITTSBURGH (0-1-0)

Oct. 11 Pittsburgh 3 (Herron) at **BOSTON 4** (PEETERS)
 Mar. 9 **PITTSBURGH 6** (FORD) at Boston 5 (Peeters)
 Mar. 13 **BOSTON 7** (PEETERS) at Pittsburgh 3 (Romano/FORD)
 Ford replaced Romano at 4:12/1st on March 13

AT BOSTON (1-1-0)

WG - Bourque
 WG - Babych
 WG - Lukowich

GOALS & SHOTS BY PERIODS

	1ST	2ND	3RD	OVT	TOTAL	(%)
PITTSBURGH	3-23	3-24	5-32	1-1	12-80	(15.0%)
BOSTON	7-38	6-45	3-33	0-0	16-116	(13.8%)

PITTSBURGH	GP	SOG	G	A	PTS	PIM	PPG	SHG	BOSTON	GP	SOG	G	A	PTS	PIM	PPG	SHG
Lemieux	3	7	3	1	4	4	1	0	Bourque	3	17	2	4	6	0	0	0
Babych	3	6	2	2	4	0	0	0	Middleton	3	2	1	4	5	0	0	0
Bullard	3	9	2	1	3	6	0	0	Siegher	2	7	2	2	4	0	0	0
Hannan	3	4	2	1	3	2	0	1	Fergus	3	9	2	2	4	0	0	0
Chabot	2	4	0	3	3	0	0	0	Reid	2	4	2	1	3	2	0	0
Young	3	4	2	0	2	10	0	0	Lukowich	2	1	1	2	3	0	0	0
Hillier	1	1	0	2	2	0	0	0	OConnell	3	10	1	2	3	2	0	0
Rissling	2	1	0	2	2	11	0	0	Linseman	3	10	2	0	2	2	1	0
McCarthy	3	1	1	0	1	2	0	1	Donnelly	2	3	1	1	2	7	0	1
Flockhart	1	1	0	1	1	0	0	0	Goring	2	5	1	1	2	2	0	0
Kehoe	1	2	0	1	1	0	0	0	Silk	1	2	0	2	2	0	0	0
LamoureuX	1	2	0	1	1	4	0	0	Courtball	2	3	1	0	1	0	0	0
Fox	2	0	0	1	1	2	0	0	Byers	1	0	0	1	1	5	0	0
Bodger	3	5	0	1	1	0	0	0	Markwart	1	1	0	1	1	2	0	0
Shedden	3	6	0	1	1	0	0	0	O'Reilly	1	1	0	1	1	0	0	0
Belanger	1	0	0	0	0	0	0	0	Simmer	2	7	0	1	1	4	0	0
Boutette	1	1	0	0	0	4	0	0	Kasper	3	8	0	1	1	2	0	0
Brickley	1	1	0	0	0	0	0	0	Thelin	3	6	0	1	1	0	0	0
Crowder	1	4	0	0	0	0	0	0	Johnston	1	0	0	0	0	0	0	0
Errey	1	0	0	0	0	0	0	0	Kostynski	1	3	0	0	0	2	0	0
Herron	1	0	0	0	0	0	0	0	Nill	1	1	0	0	0	0	0	0
Javanainen	1	3	0	0	0	0	0	0	Simonetti	1	0	0	0	0	0	0	0
Maxwell	1	1	0	0	0	2	0	0	Curran	2	3	0	0	0	0	0	0
McGeough	1	2	0	0	0	0	0	0	Blum	3	2	0	0	0	2	0	0
McSorley	1	1	0	0	0	0	0	0	K.Crowder	3	9	0	0	0	9	0	0
Romano	1	0	0	0	0	0	0	0	Milbury	3	2	0	0	0	11	0	0
Charlesworth	2	1	0	0	0	0	0	0	Peeters	3	0	0	0	0	0	0	0
Ford	2	0	0	0	0	0	0	0	Bench					2			
McDonnell	2	3	0	0	0	2	0	0									
Buskas	3	2	0	0	0	11	0	0									
Mantha	3	8	0	0	0	2	0	0									
TOTAL	3	80	12-18	30	62	1	2	TOTAL	3	116	16-27	43	54	1	1		

GOALTENDERS

	GP	MP	GA	SO	SAVES	AVG	W-L-T	PCT	CAREER
Herron (P)	1	60	4	0	32	4.00	0-1-0	.889	(4-10-1)
Ford (P)	2	117	9	0	65	4.62	1-1-0	.878	(1-1-0)
Romano (P)	1	4	3	0	3	45.00	0-0-0	.500	(0-0-0)
PITTSBURGH TOTAL	3	181	16	0	100	5.30	1-2-0	.862	
Peeters (B)	3	181	12	0	68	3.98	2-1-0	.850	(10-2-1)
BOSTON TOTAL	3	181	12	0	68	3.98	2-1-0	.850	

SCORING SUMMARIES

1984-85	GP	W	L	T	PTS	GF	GA	PPG	SHG	PEN	PIM
PITTSBURGH	3	0	2	1	1	5	12	1-12	0	16	35
BUFFALO	3	2	0	1	5	12	5	4-12	1	16	32

PITTSBURGH VS BUFFALO

AT PITTSBURGH (0-0-1)

Nov. 27 Buffalo 2 (Barrasso) at Pittsburgh 2 (Herron)
 Jan. 4 Pittsburgh 2 (Herron) at **BUFFALO 7** (BARRASSO)
 Mar. 11 Pittsburgh 1 (Herron) at **BUFFALO 3** (BARRASSO)

AT BUFFALO (0-2-0)

WG - Seiling
 WG - Perreault

GOALS & SHOTS BY PERIODS

	1ST	2ND	3RD	OVT	TOTAL	(%)
PITTSBURGH	2-19	2-20	1-16	0-1	5-56	(8.9%)
BUFFALO	4-49	3-26	5-34	0-0	12-109	(11.0%)

PITTSBURGH	GP	SOG	G	A	PTS	PIM	PPG	SHG	BUFFALO	GP	SOG	G	A	PTS	PIM	PPG	SHG
Young	3	4	2	0	2	2	1	0	Hajt	2	5	2	2	4	0	0	1
Babych	2	4	1	1	2	2	0	0	Peterson	3	5	0	4	4	0	0	0
Mantha	3	7	1	1	2	0	0	0	Cyr	3	8	2	1	3	0	1	0
Shedden	3	4	1	0	1	2	0	0	Perreault	3	9	2	1	3	4	1	0
McDonnell	1	1	0	1	1	0	0	0	Tucker	2	5	2	0	2	0	1	0
Bullard	2	1	0	1	1	4	0	0	Foligno	3	6	1	1	2	2	0	0
Lemieux	2	2	0	1	1	4	0	0	Andreychuk	2	7	0	2	2	4	0	0
Loney	2	1	0	1	1	0	0	0	Maloney	2	3	0	2	2	2	0	0
Taylor	2	1	0	1	1	0	0	0	Barrasso	3	0	0	2	2	0	*	*
Buskas	3	2	0	1	1	5	0	0	Housley	3	10	0	2	2	2	0	0
Chabot	3	3	0	1	1	0	0	0	Hamel	3	4	1	0	1	0	0	0
Belanger	1	3	0	0	0	0	0	0	Ramsey	3	4	1	0	1	0	1	0
Crowder	1	3	0	0	0	0	0	0	Seiling	3	6	1	0	1	2	0	0
Fox	1	0	0	0	0	4	0	0	Virva	2	8	0	1	1	0	0	0
Hamilton	1	0	0	0	0	0	0	0	Fenyses	3	4	0	1	1	2	0	0
Hannan	1	0	0	0	0	0	0	0	McKenna	3	5	0	1	1	4	0	0
Hotham	1	1	0	0	0	2	0	0	Ramsay	3	3	0	1	1	2	0	0
Javanainen	1	1	0	0	0	0	0	0	Lacomb	1	0	0	0	0	0	0	0
McGeough	1	3	0	0	0	0	0	0	Mongrain	1	2	0	0	0	0	0	0
Weir	1	0	0	0	0	2	0	0	Wiemer	1	2	0	0	0	0	0	0
Bodger	2	3	0	0	0	0	0	0	Davis	2	1	0	0	0	0	0	0
Brickley	2	6	0	0	0	0	0	0	Playfair	2	5	0	0	0	0	0	0
Hillier	2	0	0	0	0	0	0	0	Ruff	2	3	0	0	0	2	0	0
Maxwell	2	1	0	0	0	4	0	0	Schoenfeld	2	4	0	0	0	6	0	0
Rissling	2	0	0	0	0	0	0	0									
Charlesworth	3	2	0	0	0	2	0	0									
Herron	3	0	0	0	0	0	0	0									
LamoureuX	3	1	0	0	0	0	0	0									
McCarthy	3	2	0	0	0	0	0	0									
TOTAL	3	56	5-9	14	35	1	0	TOTAL	3	109	12-21	33	32	4	1		

GOALTENDERS

	GP	MP	GA	SO	SAVES	AVG	W-L-T	PCT	CAREER
Herron (P)	3	185	12	0	97	3.89	0-2-1	.889	(4-5-9)
PITTSBURGH TOTAL	3	185	12	0	97	3.89	0-2-1	.889	
Barrasso (B)	3	185	5	0	51	1.62	2-0-1	.911	(3-0-1)
BUFFALO TOTAL	3	185	5	0	51	1.62	2-0-1	.911	

SCORING SUMMARIES

Table with columns: 1984-85, GP, W, L, T, PTS, GF, GA, PPG, SHG, PEN, PIM. Rows for PITTSBURGH and CALGARY.

AT PITTSBURGH (2-0-0)
Dec. 8 Calgary 4 (Edwards) at PITTSBURGH 6 (HERRON)
Jan. 25 Pittsburgh 6 (Romano) at Calgary 6 (Edwards/LEMELIN)
Feb. 20 Calgary 3 (Lemelin) at PITTSBURGH 6 (FORD)

PITTSBURGH VS CALGARY

AT CALGARY (0-0-1)
WG - Chabot
WG - Bodger

GOALS & SHOTS BY PERIODS
PITTSBURGH
CALGARY
Table with columns: 1ST, 2ND, 3RD, OVT, TOTAL, (%)

Main player statistics table for Pittsburgh vs Calgary. Columns: PITTSBURGH, GP, SOG, G, A, PTS, PIM, PPG, SHG, CALGARY, GP, SOG, G, A, PTS, PIM, PPG, SHG.

GOALTENDERS
Table with columns: GP, MP, GA, SO, SAVES, AVG, W-L-T, PCT, CAREER

SCORING SUMMARIES

Table with columns: 1984-85, GP, W, L, T, PTS, GF, GA, PPG, SHG, PEN, PIM. Rows for PITTSBURGH and CHICAGO.

AT PITTSBURGH (1-1-0)
Nov. 29 CHICAGO 6 (BANNERMAN) at Pittsburgh 3 (Herron)
Jan. 19 Chicago 4 (Bannerman) at PITTSBURGH 5 (Herron/ROMANO)
Feb. 14 Pittsburgh 4 (Romano) at CHICAGO 5 (BANNERMAN)
Romano replaced Herron at start of second period on Jan. 19

AT CHICAGO (0-1-0)
WG - Sutter
WG - Loney
WG - O'Callahan

GOALS & SHOTS BY PERIODS
PITTSBURGH
CHICAGO
Table with columns: 1ST, 2ND, 3RD, OVT, TOTAL, (%)

Main player statistics table for Pittsburgh vs Chicago. Columns: PITTSBURGH, GP, SOG, G, A, PTS, PIM, PPG, SHG, CHICAGO, GP, SOG, G, A, PTS, PIM, PPG, SHG.

GOALTENDERS
Table with columns: GP, MP, GA, SO, SAVES, AVG, W-L-T, PCT, CAREER

SCORING SUMMARIES

1984-85	GP	W	L	T	PTS	GF	GA	PPG	SHG	PEN	PIM
PITTSBURGH	3	1	1	1	3	10	10	1-21	0	26	69
DETROIT	3	1	1	1	3	10	10	2-16	1	31	87

AT PITTSBURGH (1-1-0)

Oct. 30 Detroit 3 (Stefan) at PITTSBURGH 4 (DION)
 Dec. 31 Pittsburgh 4 (Romano) at Detroit 4 (Stefan)
 Apr. 3 DETROIT 3 (STEFAN) at Pittsburgh 2 (Herron)

PITTSBURGH VS DETROIT

AT DETROIT (0-0-1)

WG - Babych
 WG - Gallant

GOALS & SHOTS BY PERIODS	1ST	2ND	3RD	OVT	TOTAL	(%)
PITTSBURGH	5-33	2-34	3-20	0-0	10-87	(11.5%)
DETROIT	4-41	3-35	3-31	0-0	10-107	(9.3%)

PITTSBURGH	GP	SOG	G	A	PTS	PIM	PPG	SHG	DETROIT	GP	SOG	G	A	PTS	PIM	PPG	SHG
Bullard	3	12	1	4	5	2	0	0	Duguay	3	14	4	3	7	2	1	1
Lemieux	3	9	1	4	5	4	0	0	Ogrodnick	3	17	3	1	4	2	1	0
Shedden	3	9	3	1	4	2	0	0	Yzerman	3	3	0	4	4	2	0	0
Young	3	6	2	2	4	21	0	0	Manno	3	5	2	1	3	0	0	0
Babych	3	8	2	1	3	5	1	0	Smith	3	7	0	3	3	6	0	0
Hillier	1	0	0	2	2	0	0	0	Larson	2	10	0	2	2	2	0	0
Brickley	2	2	0	2	2	0	0	0	Gallant	1	3	1	0	1	0	0	0
Loney	1	2	1	0	1	0	0	0	Chatupa	1	1	0	1	1	0	0	0
Weir	1	1	0	1	1	0	0	0	Foster	2	0	0	1	1	2	0	0
Chabot	2	2	0	1	1	0	0	0	Park	2	4	0	1	1	2	0	0
Rissling	2	2	0	1	1	15	0	0	Trader	2	4	0	1	1	4	0	0
Belanger	1	2	0	0	0	0	0	0	Kisio	3	4	0	1	1	2	0	0
Boutette	1	0	0	0	0	4	0	0	Burr	1	0	0	0	0	0	0	0
Crowder	1	1	0	0	0	2	0	0	Kocur	1	0	0	0	0	0	0	0
Dion	1	0	0	0	0	0	*	*	Aubry	2	0	0	0	0	2	0	0
Flockhart	1	2	0	0	0	0	0	0	Barrett	2	3	0	0	0	16	0	0
Fox	1	3	0	0	0	0	0	0	Campbell	2	2	0	0	0	2	0	0
Hannan	1	0	0	0	0	0	0	0	Cernik	2	2	0	0	0	0	0	0
Herron	1	0	0	0	0	0	*	*	Lambert	2	3	0	0	0	2	0	0
Hotham	1	1	0	0	0	0	0	0	Sittler	2	9	0	0	0	0	0	0
Maxwell	1	0	0	0	0	0	0	0	Williams	2	2	0	0	0	2	0	0
McDonnell	1	3	0	0	0	0	0	0	Baldirev	3	3	0	0	0	0	0	0
McGeough	1	3	0	0	0	0	0	0	Gare	3	6	0	0	0	37	0	0
McSorley	1	2	0	0	0	0	0	0	Ladouceur	3	6	0	0	0	2	0	0
Romano	1	0	0	0	0	0	*	*	Stefan	3	0	0	0	0	0	*	*
Rowe	1	2	0	0	0	0	0	0									
Bodger	2	2	0	0	0	0	0	0									
Lamoureux	2	3	0	0	0	2	0	0									
McCarthy	2	2	0	0	0	0	0	0									
Taylor	2	2	0	0	0	0	0	0									
Buskas	3	0	0	0	0	2	0	0									
Charlesworth	3	1	0	0	0	4	0	0									
Mantha	3	5	0	0	0	6	0	0									
TOTAL	3	87	10	-29	69	1	0	0	TOTAL	3	107	10	-29	87	2	1	0

GOALTENDERS	GP	MP	GA	SO	SAVES	AVG	W-L-T	PCT	CAREER
Dion (P)	1	60	3	0	31	3.00	1-0-0	.912	(2-4-1)
Herron (P)	1	60	3	0	30	3.00	0-1-0	.909	(5-7-2)
Romano (P)	1	65	4	0	36	3.69	0-0-1	.900	(0-1-1)
PITTSBURGH TOTAL	3	185	10	0	97	3.24	1-1-1	.907	
Greg Stefan (D)	3	185	10	0	77	3.24	1-1-1	.885	(3-1-1)
DETROIT TOTAL	3	185	10	0	77	3.24	1-1-1	.885	

SCORING SUMMARIES

1984-85	GP	W	L	T	PTS	GF	GA	PPG	SHG	PEN	PIM
PITTSBURGH	3	1	1	1	3	10	12	1-10	0	12	30
EDMONTON	3	1	1	1	3	12	10	3-8	1	14	34

AT PITTSBURGH (1-0-1)

Nov. 6 Edmonton 3 (Fuhr) at Pittsburgh 3 (Herron)
 Jan. 12 Edmonton 3 (Moog) at PITTSBURGH 4 (HERRON)
 Jan. 26 Pittsburgh 3 (Herron) at EDMONTON 6 (FUHR)

PITTSBURGH VS EDMONTON

AT EDMONTON (0-1-0)

WG - Lemieux
 WG - Kurri

GOALS & SHOTS BY PERIODS	1ST	2ND	3RD	OVT	TOTAL	(%)
PITTSBURGH	4-33	3-31	3-21	0-2	10-87	(11.5%)
EDMONTON	5-42	5-41	2-38	0-1	12-122	(9.8%)

PITTSBURGH	GP	SOG	G	A	PTS	PIM	PPG	SHG	EDMONTON	GP	SOG	G	A	PTS	PIM	PPG	SHG	
Babych	3	11	1	5	6	2	0	0	Gretzky	3	12	4	4	8	0	0	0	1
Lemieux	3	7	3	1	4	2	1	0	Anderson	3	17	2	2	4	0	0	0	0
Young	3	7	2	2	4	2	0	0	Kurri	2	9	1	3	4	0	1	0	
Maxwell	3	4	0	3	3	4	0	0	Krushel'ski	3	10	2	1	3	0	1	0	
Loney	2	6	2	0	2	2	0	0	Coffey	3	17	0	3	3	5	0	0	
Hamilton	1	1	1	0	1	0	0	0	Huddy	3	7	0	2	2	0	0	0	
Brickley	3	3	1	0	1	2	0	0	Napier	1	3	1	0	1	0	1	0	
Chabot	2	0	0	1	1	0	0	0	McClelland	2	5	1	0	1	2	0	0	
Crowder	1	0	0	1	1	0	0	0	Lindstrom	3	5	1	0	1	0	0	0	
Flockhart	1	3	0	1	1	0	0	0	Summanen	1	2	0	1	1	0	0	0	
Taylor	1	1	0	1	1	2	0	0	Carroll	3	3	0	1	1	0	0	0	
Bodger	2	6	0	1	1	0	0	0	Hughes	3	6	0	1	1	7	0	0	
Shedden	3	12	0	1	1	0	0	0	Hunter	3	5	0	1	1	2	0	0	
Boutette	1	0	0	0	0	0	0	0	Cole	1	1	0	0	0	0	0	0	
Bullard	1	4	0	0	0	0	0	0	Gregg	1	3	0	0	0	2	0	0	
Fox	1	1	0	0	0	0	0	0	Habscheid	1	0	0	0	0	0	0	0	
Hannan	1	1	0	0	0	0	0	0	Martin	1	3	0	0	0	0	0	0	
Hotham	1	0	0	0	0	0	0	0	Messier	1	5	0	0	0	0	0	0	
Javanainen	1	1	0	0	0	0	0	0	Moog	1	0	0	0	0	0	*	*	
Lehto	1	2	0	0	0	0	0	0	Sherven	1	1	0	0	0	2	0	0	
McDonnell	1	0	0	0	0	0	0	0	Fuhr	2	0	0	0	0	0	*	*	
McSorley	1	0	0	0	0	0	0	0	Melnyk	2	0	0	0	0	0	0	0	
Belanger	2	2	0	0	0	0	0	0	Semenko	2	1	0	0	0	2	0	0	
Lamoureux	2	2	0	0	0	0	0	0	Pouzar	2	3	0	0	0	2	0	0	
McCarthy	2	1	0	0	0	0	0	0	Fogolin	3	0	0	0	0	2	0	0	
Rissling	2	0	0	0	0	5	0	0	Jackson	3	1	0	0	0	4	0	0	
Buskas	3	1	0	0	0	2	0	0	Lowe	3	3	0	0	0	4	0	0	
Charlesworth	3	2	0	0	0	5	0	0										
Herron	3	0	0	0	0	0	*	*										
Mantha	3	9	0	0	0	0	0	0										
Bench						2												
TOTAL	3	87	10	-17	27	30	1	0	TOTAL	3	122	12	-19	31	34	3	1	

GOALTENDERS	GP	MP	GA	SO	SAVES	AVG	W-L-T	PCT	CAREER
Herron (P)	3	185	12	0	110	3.89	1-1-1	.902	(1-2-1)
PITTSBURGH TOTAL	3	185	12	0	110	3.89	1-1-1	.902	
Fuhr (E)	2	125	6	0	53	2.88	1-0-1	.898	(2-0-1)
Moog (E)	1	60	4	0	24	4.00	0-1-0	.857	(6-2-0)
EDMONTON TOTAL	3	185	10	0	77	3.24	1-1-1	.885	

SCORING SUMMARIES

1984-85	GP	W	L	T	PTS	GF	GA	PPG	SHG	PEN	PIM
PITTSBURGH	3	1	2	0	2	10	13	1-13	0	18	51
HARTFORD	3	2	1	0	4	13	10	2-14	0	20	60

PITTSBURGH VS HARTFORD

AT PITTSBURGH (1-0-0)
 Nov. 22 Pittsburgh 3 (HERRON/Dion) at HARTFORD (MILLEN)
 Dec. 28 Hartford 0 (Millen) at PITTSBURGH 4 (ROMANO)
 Mar. 17 Pittsburgh 3 (Herron) at HARTFORD 4 (LIUT)

AT HARTFORD (0-2-0)
 WG - Malone
 WG - Taylor
 WG - Dineen

GOALS & SHOTS BY PERIODS	1ST	2ND	3RD	OVT	TOTAL	(%)
PITTSBURGH	5-26	2-28	3-29	***	10-83	(12.0%)
HARTFORD	4-41	3-34	6-34	***	13-109	(11.9%)

PITTSBURGH	GP	SOG	G	A	PTS	PIM	PPG	SHG	HARTFORD	GP	SOG	G	A	PTS	PIM	PPG	SHG
Taylor	2	6	2	1	3	0	0	0	Malone	3	14	3	5	8	2	1	0
Bullard	3	8	2	1	3	5	0	0	Robertson	3	5	2	4	6	6	0	0
Mantha	3	11	1	2	3	4	0	0	Crawford	2	4	1	3	4	0	0	0
Chabot	3	4	0	3	3	0	0	0	Dineen	2	8	1	2	3	7	0	0
Lemieux	2	4	1	1	2	0	0	0	Johnson	2	6	2	0	2	0	0	0
Loney	2	5	1	1	2	2	0	0	Currie	1	1	1	1	2	0	0	0
Babych	3	4	1	1	2	2	0	0	Neufeld	3	8	1	1	2	25	0	0
Young	3	3	1	1	2	0	1	0	Siltanen	3	7	1	0	1	2	1	0
Shedden	3	10	1	0	1	2	0	0	Tippett	3	6	1	0	1	0	0	0
Crowder	1	1	0	1	1	2	0	0	Samuelson	1	1	0	1	1	0	0	0
Hannan	1	0	0	1	1	0	0	0	Crombeen	2	2	0	1	1	2	0	0
Hotham	1	0	0	1	1	0	0	0	Turgeon	2	7	0	1	1	0	0	0
McGeough	1	4	0	1	1	0	0	0	Francis	3	8	0	1	1	2	0	0
Brickley	2	2	0	1	1	2	0	0	Quenneville	3	3	0	1	1	0	0	0
Charlesworth	2	1	0	1	1	0	0	0	Zuke	3	3	0	1	1	0	0	0
Lamoureux	3	3	0	1	1	2	0	0	Fenton	1	3	0	0	0	0	0	0
Belanger	1	2	0	0	0	0	0	0	Ferraro	1	0	0	0	0	0	0	0
Dion	1	0	0	0	0	0	0	0	Howe	1	0	0	0	0	0	0	0
Hamilton	1	2	0	0	0	0	0	0	Kleinend'st	1	0	0	0	0	0	0	0
Hillier	1	0	0	0	0	0	0	0	Kotsopoulos	1	0	0	0	0	0	0	0
Javanainen	1	2	0	0	0	0	0	0	Liut	1	0	0	0	0	2		
Maxwell	1	1	0	0	0	0	0	0	Macdermid	1	1	0	0	0	0	0	0
McDonnell	1	2	0	0	0	0	0	0	Boutette	2	2	0	0	0	0	0	0
McSorley	1	2	0	0	0	0	0	0	Brownsch'le	1	2	0	0	0	0	0	0
Romano	1	0	0	0	0	0	0	0	Cote	2	1	0	0	0	4	0	0
Fox	2	1	0	0	0	2	0	0	Lumley	2	4	0	0	0	0	0	0
Herron	2	0	0	0	0	0			Millen	2	0	0	0	0	0		
McCarthy	2	0	0	0	0	0	0	0	Weir	2	3	0	0	0	4	0	0
Risling	2	2	0	0	0	7	0	0	Fusco	3	10	0	0	0	2	0	0
Bodger	3	1	0	0	0	5	0	0	Bench								
Buskas	3	2	0	0	0	11	0	0									
Bench						2											
TOTAL	3	83	10-18	-28	51	1	0	0	TOTAL	3	109	13-22	-35	60	2	0	0

GOALTENDERS	GP	MP	GA	SO	SAVES	AVG	W-L-T	PCT	CAREER
Romano (P)	1	60	0	1	34	0.00	1-0-0	1.000	(1-0-0)
Herron (P)	2	100	9	0	56	5.40	0-2-0	.862	(3-2-0)
Dion (P)	1	20	4	0	6	12.00	0-0-0	.600	(2-1-1)
PITTSBURGH TOTAL	3	180	13	1	96	4.33	1-2-0	.881	
Liut (H)	1	60	3	0	24	3.00	1-0-0	.889	(9-1-1)
Millen (H)	2	120	7	0	49	3.50	1-1-0	.875	(2-6-1)
HARTFORD TOTAL	3	180	10	0	73	3.33	2-1-0	.880	

SCORING SUMMARIES

1984-85	GP	W	L	T	PTS	GF	GA	PPG	SHG	PEN	PIM
PITTSBURGH	3	0	3	0	0	6	15	0-10	0	23	58
LOS ANGELES	3	3	0	0	6	15	6	2-11	1	22	56

PITTSBURGH VS LOS ANGELES

AT PITTSBURGH (0-1-0)
 Nov. 17 Pittsburgh 3 (Herron) at LOS ANGELES 5 (ELIOT)
 Feb. 10 LOS ANGELES 4 (ELIOT) at Pittsburgh 3 (Romano)
 Mar. 5 Pittsburgh 0 (Romano) at LOS ANGELES 6 (JANECYK)

AT LOS ANGELES (0-2-0)
 WG - Dionne
 WG - Kelly
 WG - Galley

GOALS & SHOTS BY PERIODS	1ST	2ND	3RD	OVT	TOTAL	(%)
PITTSBURGH	2-27	3-23	1-27	***	6-77	(7.8%)
LOS ANGELES	5-35	5-38	5-32	***	15-105	(14.3%)

PITTSBURGH	GP	SOG	G	A	PTS	PIM	PPG	SHG	LOS ANGELES	GP	SOG	G	A	PTS	PIM	PPG	SHG
Lemieux	3	10	1	4	5	0	0	0	Dionne	3	18	4	3	7	0	0	0
Mantha	2	5	2	0	2	0	0	0	Nicholls	3	11	3	2	5	2	1	0
Young	3	7	2	0	2	8	0	0	Taylor	3	5	0	5	5	2	0	0
Babych	2	5	0	2	2	0	0	0	Hardy	3	7	2	2	4	2	1	0
Bodger	3	6	0	2	2	6	0	0	MacLellan	3	6	1	3	4	4	0	0
Taylor	2	2	1	0	1	0	0	0	Fox	3	7	1	2	3	2	0	0
Errey	2	4	0	1	1	0	0	0	Ruskowski	3	4	1	2	3	12	0	0
McCarthy	2	0	0	1	1	0	0	0	Sykes	3	2	1	1	2	0	0	0
Brickley	1	0	0	0	0	0	0	0	Redmond	3	6	0	2	2	0	0	0
Crowder	1	2	0	0	0	2	0	0	Galley	3	4	1	0	1	2	0	1
Fox	1	1	0	0	0	2	0	0	Kelly	3	4	1	0	1	2	0	0
Hamilton	1	1	0	0	0	0	0	0	Shutt	2	5	0	1	1	2	0	0
Hannan	1	0	0	0	0	0	0	0	Smith	2	2	0	1	1	0	0	0
Herron	1	0	0	0	0	0	*	*	Engblom	3	8	0	1	1	2	0	0
McSorley	1	1	0	0	0	5	0	0	Anderson	1	0	0	0	0	0	0	0
Risling	1	0	0	0	0	2	0	0	Janecyk	1	0	0	0	0	0	*	*
Weir	1	0	0	0	0	0	0	0	Eliot	2	0	0	0	0	0	*	*
Belanger	2	2	0	0	0	2	0	0	Lapointe	2	3	0	0	0	2	0	0
Charlesworth	2	1	0	0	0	0	0	0	Miller	2	2	0	0	0	0	0	0
Lamoureux	2	2	0	0	0	0	0	0	Hakansson	3	4	0	0	0	4	0	0
Loney	2	4	0	0	0	7	0	0	Mokosak	3	1	0	0	0	7	0	0
Maxwell	2	1	0	0	0	4	0	0	Wells	3	6	0	0	0	2	0	0
McDonnell	2	3	0	0	0	0	0	0	Bench						2		
Romano	2	0	0	0	0	0	*	*									
Bullard	3	4	0	0	0	11	0	0									
Buskas	3	1	0	0	0	0	0	0									
Chabot	3	6	0	0	0	0	0	0									
Hillier	3	6	0	0	0	9	0	0									
Shedden	3	3	0	0	0	0	0	0									
TOTAL	3	77	6-9	-15	58	0	0	0	TOTAL	3	105	15-25	-40	56	2	1	1

GOALTENDERS	GP	MP	GA	SO	SAVES	AVG	W-L-T	PCT	CAREER
Herron (P)	1	60	4(1)	0	35	4.00	0-1-0	.897	(3-5-5)
Romano (P)	2	120	10	0	55	5.00	0-2-0	.846	(0-2-0)
PITTSBURGH TOTAL	3	180	15	0	90	5.00	0-3-0	.857	
Janecyk (LA)	1	60	0	1	21	0.00	1-0-0	1.000	(1-0-1)
Eliot (LA)	2	120	6	0	50	3.00	2-0-0	.893	(2-0-0)
LOS ANGELES TOTAL	3	180	6	1	71	2.00	3-0-0	.922	

SCORING SUMMARIES

PITTSBURGH VS MINNESOTA

1984-85	GP	W	L	T	PTS	GF	GA	PPG	SHG	PEN	PIM
PITTSBURGH	3	1	2	0	2	10	10	3-9	0	17	40
MINNESOTA	3	2	1	0	4	10	10	2-13	0	13	32

AT PITTSBURGH (0-1-0)
 Jan. 23 Pittsburgh 3 (Romano) at MINNESOTA 4 (MELANSON)
 Feb. 23 PITTSBURGH 3 (ROMANO) at Minnesota 1 (Beaupre)
 Feb. 25 MINNESOTA 5 (MELOCHE) at Pittsburgh 4 (Romano)

AT MINNESOTA (1-1-0)
 WG - McKegney
 WG - Hannan
 WG - Berglund

GOALS & SHOTS BY PERIODS

	1ST	2ND	3RD	OVT	TOTAL	(%)
PITTSBURGH	3-24	3-24	4-22	***	10-70	(14.3%)
MINNESOTA	2-25	6-45	2-45	***	10-125	(8.0%)

PITTSBURGH	GP	SOG	G	A	PTS	PIM	PPG	SHG	MINNESOTA	GP	SOG	G	A	PTS	PIM	PPG	SHG
Lemieux	3	9	2	2	4	4	1	0	Ciccarelli	3	10	1	2	3	0	0	0
Rissling	3	3	3	0	3	0	0	0	Graham	3	7	1	2	3	0	0	0
Shedden	3	9	2	1	3	4	1	0	Maruk	3	7	1	2	3	2	0	0
Bodger	3	4	0	3	3	2	0	0	Payne	3	13	2	0	2	7	1	0
Chabot	3	2	0	2	2	0	0	0	McKegney	1	6	1	1	2	0	0	0
Maxwell	3	2	0	2	2	0	0	0	Brotan	3	12	1	1	2	0	0	0
Taylor	3	1	0	2	2	0	0	0	Giles	3	4	0	2	2	0	0	0
Mantha	1	4	1	0	1	0	0	0	McCarthy	1	2	1	0	1	0	1	0
Bullard	2	2	1	0	1	5	1	0	Berglund	2	7	1	0	1	2	0	0
Hannan	2	4	1	0	1	2	0	0	Lawton	2	2	1	0	1	2	0	0
Babych	2	4	0	1	1	2	0	0	Plett	1	2	0	1	1	0	0	0
Hillier	2	4	0	1	1	2	0	0	Coulis	2	5	0	1	1	4	0	0
Charlesworth	3	2	0	1	1	4	0	0	Bellows	3	13	0	1	1	0	0	0
Lamoureux	3	1	0	1	1	0	0	0	Roberts	3	8	0	1	1	4	0	0
McDonnell	3	8	0	1	1	0	0	0	Velischek	3	5	0	1	1	0	0	0
Young	3	1	0	1	1	2	0	0	Beaupre	1	0	0	0	0	0	0	0
Brickley	1	1	0	0	0	2	0	0	Bjugstad	1	1	0	0	0	0	0	0
Errey	1	0	0	0	0	0	0	0	Hartsburg	1	5	0	0	0	0	0	0
Javanainen	1	0	0	0	0	2	0	0	Jensen	1	0	0	0	0	0	0	0
Lehto	1	0	0	0	0	0	0	0	Melanson	1	0	0	0	0	0	0	0
Gatzos	2	3	0	0	0	0	0	0	Meloche	1	0	0	0	0	0	0	0
Loney	3	5	0	0	0	7	0	0	Richter	1	1	0	0	0	0	0	0
McCarthy	3	2	0	0	0	2	0	0	Solheim	1	1	0	0	0	0	0	0
Romano	3	0	0	0	0	0	0	0	Sherven	2	0	0	0	0	0	0	0
									Trimper	2	4	0	0	0	0	0	0
									Acton	3	8	0	0	0	0	0	0
									Rouse	3	1	0	0	0	0	0	0
									Snapsts	3	1	0	0	0	11	0	0
TOTAL	3	70	10	18	28	40	3	0	TOTAL	3	125	10	15	25	32	2	0

GOALTENDERS

	GP	MP	GA	SO	SAVES	AVG	W-L-T	PCT	CAREER
Romano (P)	3	180	10	0	115	3.33	1-2-0	.920	(2-2-0)
PITTSBURGH TOTAL	3	180	10	0	115	3.33	1-2-0	.920	
Beaupre (M)	1	60	2(1)	0	18	2.00	0-1-0	.900	(1-1-0)
Melanson (M)	1	60	3	0	25	3.00	1-0-0	.893	(8-4-0)
Meloche (M)	1	60	4	0	17	4.00	1-0-0	.810	(14-19-5)
MINNESOTA TOTAL	3	180	10	0	60	3.33	2-1-0	.857	

SCORING SUMMARIES

PITTSBURGH VS MONTREAL

1984-85	GP	W	L	T	PTS	GF	GA	PPG	SHG	PEN	PIM
PITTSBURGH	3	1	2	0	2	11	13	5-18	0	24	74
MONTREAL	3	2	1	0	4	13	11	3-11	1	33	108

AT PITTSBURGH (1-1-0)

Oct. 13 Pittsburgh 3 (Dion) at MONTREAL 4 (PENNEY)
 Oct. 27 Montreal 5 (Soetaert) at PITTSBURGH 6 (HERRON)
 Mar. 31 MONTREAL 4 (PENNEY) at Pittsburgh 2 (Herron)

AT MONTREAL (0-1-0)

WG - Robinson
 WG - Shedden
 WG - Flockhart

GOALS & SHOTS BY PERIODS

	1ST	2ND	3RD	OVT	TOTAL	(%)
PITTSBURGH	3-14	2-21	6-30	***	11-65	(16.9%)
MONTREAL	8-38	2-34	3-30	***	13-102	(12.7%)

PITTSBURGH	GP	SOG	G	A	PTS	PIM	PPG	SHG	MONTREAL	GP	SOG	G	A	PTS	PIM	PPG	SHG
Bullard	3	6	3	3	6	2	2	0	Chelios	3	10	2	2	4	4	0	1
Mantha	3	4	2	4	6	6	1	0	Smith	3	5	2	2	4	11	0	0
Babych	3	5	2	1	3	0	1	0	Gainey	3	6	1	2	3	2	0	0
Shedden	3	6	1	2	3	0	0	0	Kurvers	2	5	0	3	3	0	0	0
Lemieux	3	11	0	3	3	0	0	0	Walter	3	8	2	0	2	0	1	0
Bodger	2	3	1	1	2	0	1	0	Robinson	3	9	1	1	2	2	1	0
Buskas	3	3	1	1	2	14	0	0	Chabot	1	0	0	2	2	2	0	0
Fox	2	1	1	1	2	0	0	0	McPhee	3	6	0	2	2	5	0	0
Brickley	1	1	0	1	1	2	0	0	Tremblay	2	6	0	2	2	12	0	0
Kehoe	1	1	0	1	1	0	0	0	Flockhart	1	2	1	0	1	0	0	0
Charlesworth	2	0	0	1	1	2	0	0	Hunter	2	4	1	0	1	4	0	0
Flockhart	2	3	0	1	1	2	0	0	Carbonneau	3	7	1	0	1	2	0	0
Young	3	2	0	1	1	7	0	0	DeBlois	3	9	1	0	1	2	1	0
Belanger	1	4	0	0	0	2	0	0	Naslund	3	8	1	0	1	0	0	0
Chabot	1	0	0	0	0	0	0	0	Nilan	3	2	0	1	1	35	0	0
Dion	1	0	0	0	0	0	0	0	Carlson	1	0	0	0	0	5	0	0
Errey	1	0	0	0	0	0	0	0	Ludwig	1	0	0	0	0	0	0	0
Lamoureux	1	1	0	0	0	0	0	0	Soetaert	1	0	0	0	0	0	0	0
Maxwell	1	0	0	0	0	2	0	0	LaFleur	2	2	0	0	0	0	0	0
McCarthy	1	0	0	0	0	0	0	0	Mondou	2	1	0	0	0	2	0	0
McDonell	1	4	0	0	0	0	0	0	Penney	2	0	0	0	0	0	0	0
McGeough	1	2	0	0	0	2	0	0	Shutt	2	4	0	0	0	2	0	0
Rissling	1	1	0	0	0	7	0	0	Turcotte	2	1	0	0	0	0	0	0
Rowe	1	1	0	0	0	2	0	0	Green	3	3	0	0	0	9	0	0
Taylor	1	0	0	0	0	0	0	0	Svoboda	3	4	0	0	0	9	0	0
Weir	1	1	0	0	0	12	0	0									
Boutette	2	1	0	0	0	5	0	0									
Crowder	2	3	0	0	0	0	0	0									
Hannan	2	1	0	0	0	2	0	0									
Herron	2	0	0	0	0	0	0	0									
Hillier	2	0	0	0	0	0	0	0									
McSorley	2	0	0	0	0	5	0	0									
TOTAL	3	65	11	21	32	74	5	0	TOTAL	3	102	13	17	30	108	3	1

GOALTENDERS

	GP	MP	GA	SO	SAVES	AVG	W-L-T	PCT	CAREER
Dion (P)	1	60	4	0	27	4.00	0-1-0	.871	(2-6-0)
Herron (P)	2	120	9	0	62	4.50	1-1-0	.873	(4-11-4)
PITTSBURGH TOTAL	3	180	13	0	89	4.33	1-2-0	.873	
Penney (M)	2	120	5	0	31	2.50	2-0-0	.861	(2-0-0)
Soetaert (M)	1	60	6	0	23	6.00	0-1-0	.793	(5-7-1)
MONTREAL TOTAL	3	180	11	0	54	3.67	2-1-0	.831	

SCORING SUMMARIES

PITTSBURGH VS NEW YORK RANGERS

1984-85	GP	W	L	T	PTS	GF	GA	PPG	SHG	PEN	PIM
PITTSBURGH	7	3	4	0	6	29	34	2-28	1	48	127
NY RANGERS	7	4	3	0	8	34	29	8-25	1	51	136

AT PITTSBURGH (2-2-0)

- Nov. 3 NY RAN 7 (VANBIESBROUCK) at Pittsburgh 5 (Dion)
- Dec. 7 PITTSBURGH 4 (HERRON) at NY Rangers 3 (Hanlon)
- Feb. 22 NY RAN 4 (VANBIESBROUCK) at Pittsburgh 3 (Ford)
- Mar. 2 NY Rangers 4 (Hanlon) at PITTSBURGH 5 (HERRON)
- Mar. 3 Pittsburgh 3 (Herron) at NY RAN 7 (VANBIESBROUCK)
- Mar. 16 NY Rangers 0 (Vanbiesbrouck) at PITTSBURGH 5 (HERRON)
- Mar. 26 Pittsburgh 4 (Herron) at NY RANGERS 5 (HANLON)

AT NY RANGERS (1-2-0)

- WG - Hedberg
- WG - Hillier
- WG - Brooke
- WG - Lamoureux
- WG - Ftorek
- WG - Bullard
- WG - Pavelich

GOALS & SHOTS BY PERIODS

PITTSBURGH	1ST	2ND	3RD	OVT	TOTAL	(%)
PITTSBURGH	9-78	10-82	9-80	1-1	29-241	(12.0%)
NY RANGERS	9-80	14-78	11-82	0-3	34-243	(14.0%)

PITTSBURGH	GP	SOG	G	A	PTS	PIM	PPG	SHG	NY RANGERS	GP	SOG	G	A	PTS	PIM	PPG	SHG
Lemieux	7	31	5	6	11	4	1	0	Sundstrom	6	14	5	3	8	2	0	1
Bullard	7	27	5	3	8	6	0	0	Pavelich	5	10	3	5	8	2	2	0
Hillier	5	6	1	7	8	10	0	0	Ruotsalainen	7	34	2	6	8	6	1	0
Young	7	12	4	3	7	6	1	0	Larouche	5	16	2	5	7	0	0	0
Shedden	6	20	3	3	6	2	0	0	Greschner	6	11	3	4	7	2	1	0
Babych	5	10	1	4	5	0	0	0	Sandstrom	7	21	3	2	5	4	0	0
Bodger	6	9	0	4	4	2	0	0	Ftorek	4	4	1	4	5	4	0	0
Lamoureux	6	13	3	0	3	6	0	1	Erixon	6	6	0	5	5	2	0	0
Mantha	7	13	0	3	3	4	0	0	Rogers	6	17	2	2	4	6	0	0
Rissling	4	4	2	0	2	21	0	0	Hedberg	7	21	2	2	4	0	0	0
Hannan	6	14	1	1	2	18	0	0	J.Patrick	7	10	2	2	4	6	1	0
Chabot	6	11	0	2	2	0	0	0	S.Patrick	6	12	2	1	3	14	1	0
Crowder	1	1	1	0	1	0	0	0	Ledyard	5	11	1	2	3	19	0	0
Hamilton	1	2	1	0	1	0	0	0	Dn.Maloney	5	4	1	2	3	8	1	0
Javanainen	2	2	1	0	1	0	0	0	Beck	6	5	1	2	3	16	1	0
Belanger	3	3	1	0	1	0	0	0	Osborne	4	7	1	1	2	13	0	0
Flockhart	1	0	0	1	1	0	0	0	Brooke	6	11	1	1	2	2	0	0
Loney	2	1	0	1	1	0	0	0	McPhee	6	8	1	1	2	12	0	0
Taylor	2	4	0	1	1	4	0	0	Gagner	2	4	1	0	1	0	0	0
Errey	3	3	0	1	1	0	0	0	Patey	1	0	0	1	1	4	0	0
Fox	3	2	0	1	1	2	0	0	Richmond	2	1	0	1	1	0	0	0
Maxwell	3	1	0	1	1	0	0	0	Wiemer	2	3	0	1	1	0	0	0
McDonnell	5	10	0	1	1	4	0	0	Laidlaw	6	6	0	1	1	0	0	0
Buskas	6	6	0	1	1	17	0	0	Allison	1	0	0	1	1	0	0	0
Boutette	1	1	0	0	0	0	0	0	Kontos	1	2	0	1	1	0	0	0
Dion	1	0	0	0	0	0	0	0	Dv.Maloney	1	2	0	0	0	2	0	0
Ford	1	0	0	0	0	0	0	0	Dore	2	0	0	0	0	6	0	0
Gatzos	1	1	0	0	0	0	0	0	Fotiu	2	2	0	0	0	4	0	0
McSorley	1	0	0	0	0	5	0	0	Huber	2	0	0	0	0	2	0	0
Brickley	2	3	0	0	0	0	0	0	Hanlon	3	0	0	0	0	0	0	0
McGeough	2	7	0	0	0	0	0	0	Van'sbrick	4	0	0	0	0	0	0	0
Weir	3	0	0	0	0	0	0	0									
Charlesworth	5	10	0	0	0	2	0	0									
Herron	5	0	0	0	0	0	0	0									
McCarthy	6	4	0	0	0	14	0	0									
TOTAL	7	241	29-44	-73	127	2	1		TOTAL	7	243	34-56	-90	136	8	1	

GOALTENDERS	GP	MP	GA	SO	SAVES	AVG	W-L-T	PCT	CAREER
Herron (P)	5	302	19	1	161	3.77	3-2-0	.894	(6-7-2)
Dion (P)	1	60	6(1)	0	30	6.00	0-1-0	.833	(3-8-1)
Ford (P)	1	60	8	0	18	8.00	0-1-0	.692	(0-1-0)
PITTSBURGH TOTAL	7	422	34	1	209	4.83	3-4-0	.860	
Vanbiesbrouck (NY)	4	240	16	0	129	4.00	3-1-0	.890	(4-1-0)
Hanlon (NY)	3	182	13	0	83	4.29	1-2-0	.865	(7-7-0)
NY RANGERS TOTAL	7	422	29	0	212	4.12	4-3-0	.880	

SCORING SUMMARIES

PITTSBURGH VS PHILADELPHIA

1984-85	GP	W	L	T	PTS	GF	GA	PPG	SHG	PEN	PIM
PITTSBURGH	7	2	5	0	4	19	34	4-42	0	45	130
PHILADELPHIA	7	5	2	0	10	34	19	5-29	3	59	161

AT PITTSBURGH (2-1-0)

- Oct. 20 Philadelphia 1 (Lindbergh) at PITTSBURGH 3 (DION)
- Oct. 21 Pittsburgh 2 (Herron) at PHILADELPHIA 4 (FROESE)
- Dec. 1 Pittsburgh 1 (Romano) at PHILADELPHIA 3 (FROESE)
- Dec. 21 Phil. 2 (Lindbergh) at PITTSBURGH 4 (ROMANO)
- Feb. 18 Pittsburgh 2 (Romano) at PHILADELPHIA 8 (FROESE)
- Mar. 10 Pitts. 4 (FORD/Romano) at PHILA.11 (Froese/LINDBERGH)
- Mar. 19 PHILADELPHIA 5 (LINDBERGH) at Pittsburgh 3 (Herron)
- Lindbergh replaced Froese at 17:04 on March 10
- Romano replaced Ford at 40:00 on March 10

AT PHILADELPHIA (0-4-0)

- WG - Shedden
- WG - Kerr
- WG - Kerr
- WG - Chabot
- WG - Zezel
- WG - Craven
- WG - Rn.Sutter

GOALS & SHOTS BY PERIODS

PITTSBURGH	1ST	2ND	3RD	OVT	TOTAL	(%)
PITTSBURGH	5-52	7-84	7-61	***	19-197	(9.6%)
PHILADELPHIA	8-99	17-93	9-95	***	34-287	(11.8%)

PITTSBURGH	GP	SOG	G	A	PTS	PIM	PPG	SHG	PHILADELPHIA	GP	SOG	G	A	PTS	PIM	PPG	SHG
Shedden	7	23	5	2	7	0	1	0	Propp	7	27	3	7	10	4	0	1
Bullard	6	13	4	2	6	17	1	0	Kerr	6	31	4	4	8	9	2	0
Chabot	5	9	1	4	5	2	1	0	Poulin	7	16	1	7	8	9	0	0
Lemieux	6	9	1	4	5	4	0	0	Craven	7	15	4	3	7	2	0	1
McCarthy	5	5	2	2	4	0	0	0	Zezel	6	14	2	5	7	2	1	0
Mantha	6	24	1	2	3	2	0	0	Sinisalo	7	12	3	3	6	2	1	0
Bodger	7	15	0	3	3	10	0	0	Eriksson	5	12	3	2	5	0	1	1
Brickley	3	3	1	1	2	0	0	0	Rn.Sutter	6	14	3	1	4	2	0	0
Rissling	5	6	1	1	2	8	0	0	Bergen	2	8	2	2	4	0	0	0
McGeough	1	1	0	2	2	0	0	0	Crossman	7	19	1	3	4	11	0	0
Javanainen	1	1	1	0	1	0	0	0	Marsh	7	9	1	3	4	4	0	0
Hannan	2	3	1	0	1	0	0	0	Howe	7	25	0	4	4	4	0	0
McDonnell	3	7	1	0	1	0	1	0	Tocchet	5	8	0	4	4	19	0	0
Boutette	2	3	0	1	1	0	0	0	Hopsodar	3	8	2	1	3	11	0	0
Fox	3	1	0	1	1	2	0	0	Carson	6	10	1	2	3	9	0	0
Loney	3	5	0	1	1	15	0	0	Smith	7	16	1	2	3	2	0	0
Taylor	4	3	0	1	1	6	0	0	Hachborn	5	9	2	0	2	2	0	0
Belanger	5	14	0	1	1	2	0	0	Re.Sutter	6	11	1	1	2	11	0	0
Babych	6	11	0	1	1	2	0	0	McCrimmon	6	6	0	2	2	10	0	0
Dion	1	0	0	0	0	0	0	0	Cochrane	2	1	0	1	1	18	0	0
Ford	1	0	0	0	0	0	0	0	Brown	4	4	0	1	1	20	0	0
Gatzos	1	1	0	0	0	0	0	0	Dvorak	5	1	0	1	1	0	0	0
Hotham	1	0	0	0	0	2	0	0	Allison	1	3	0	0	0	2	0	0
Weir	1	1	0	0	0	0	0	0	Young	2	7	0	0	0	6	0	0
Errey	2	1	0	0	0	7	0	0	Froese	4	0	0	0	0	0	0	0
Flockhart	2	2	0	0	0	0	0	0	Lindbergh	4	0	0	0	0	0	0	0
Herron	2	0	0	0	0	0	0	0	Bench						2		
Kehoe	2	2	0	0	0	0	0	0									
Crowder	3	5	0	0	0	0	0	0									
Charlesworth	4	3	0	0	0	0	0	0									
Maxwell	4	0	0	0	0	0	0	0									
Romano	4	0	0	0	0	0	0	0									
Hillier	5	2	0	0	0	2	0	0									
Lamoureux	5	6	0	0	0	8	0	0									
Buskas	7	5	0	0	0	15	0	0									
Young	7	10	0	0	0	24	0	0									
TOTAL	7	130	19-29	-48	130	4	0		TOTAL	7	287	34-59	-93	161	5	3	

GOALTENDERS

GOALTENDERS	GP	MP	GA	SO	SAVES	AVG	W-L-T	PCT	CAREER
Dion (P)	1	60	1	0	37	1.00	1-0-0	.974	(4-10-1)
Herron (P)	2	120</							

SCORING SUMMARIES

1984-85
PITTSBURGH GP W L T PTS GF GA PPG SHG PEN PIM
 3 0 3 0 0 6 26 0-11 0 28 114
QUEBEC 3 3 0 0 6 26 6 1-4 2 34 118

AT PITTSBURGH (0-2-0)

Dec. 29 Pitts. 2 (ROMANO/Herron) at **QUEBEC 10** (GOSSELIN)
 Jan. 5 **QUEBEC 8** (GOSSELIN) at Pittsburgh 3 (Romano)
 Feb. 16 **QUEBEC 8** (SEVIGNY) at Pitts. 1 (HERRON/Romano)
 Herron replaced Romano at 40:00 on December 29
 Romano replaced Herron at 40:00 on February 16

AT QUEBEC (0-1-0)

WG - Savard
 WG - P. Stastny
 WG - Shedden

GOALS & SHOTS BY PERIODS

PITTSBURGH 1ST 2ND 3RD OVT TOTAL (%)
 2-28 2-33 2-26 *** 6-87 (6.9%)
QUEBEC 4-31 13-34 9-37 *** 26-102 (25.5%)

PITTSBURGH	GP	SOG	G	A	PTS	PIM	PPG	SHG	QUEBEC	GP	SOG	G	A	PTS	PIM	PPG	SHG
Lamoureaux	3	6	2	1	3	4	0	0	Ashton	3	8	5	3	8	15	0	0
Rissling	3	2	1	1	2	40	0	0	Goulet	3	12	4	4	8	0	0	0
Chabot	3	3	0	2	2	0	0	0	Palement	3	12	1	7	8	21	0	0
Belanger	2	5	1	0	1	0	0	0	Hunter	3	9	3	4	7	0	0	0
Lemieux	3	7	1	0	1	2	0	0	Kumpel	3	6	2	3	5	0	0	0
Shedden	3	8	1	0	1	10	0	0	P.Stastny	3	11	2	3	5	2	0	1
Babych	2	3	0	1	1	0	0	0	Gillis	3	2	1	4	5	12	0	0
Mantha	2	6	0	1	1	0	0	0	Moller	3	4	2	2	4	41	0	0
Bodger	3	9	0	1	1	0	0	0	Cote	3	9	1	2	3	5	0	0
Loney	3	7	0	1	1	2	0	0	A.Stastny	3	5	1	2	3	0	0	0
Taylor	3	2	0	1	1	0	0	0	Bell	3	2	0	3	3	5	0	0
Errey	1	2	0	0	0	0	0	0	Price	3	3	0	3	3	14	0	0
Gatzos	1	1	0	0	0	2	0	0	M.Stastny	3	2	1	1	2	2	0	0
Hillier	1	4	0	0	0	2	0	0	Rochefort	3	4	0	2	2	4	0	0
McDonnell	1	5	0	0	0	0	0	0	Savard	1	2	1	0	1	0	0	1
Brickley	2	3	0	0	0	0	0	0	Maxwell	3	5	1	0	1	16	0	0
Bullard	2	5	0	0	0	4	0	0	Sauve	3	1	1	0	1	2	1	0
Herron	2	0	0	0	0	0	0	0	Lemieux	1	1	0	1	1	0	0	0
Hotham	2	0	0	0	0	0	0	0	Donnelly	1	0	0	0	0	10	0	0
Maxwell	2	2	0	0	0	2	0	0	Gaulin	1	0	0	0	0	0	0	0
Buskas	3	3	0	0	0	17	0	0	Sevigny	1	0	0	0	0	4	0	0
Charlesworth	3	3	0	0	0	0	0	0	Gosselin	2	0	0	0	0	0	0	0
McCarthy	3	1	0	0	0	0	0	0	Marois	2	4	0	0	0	2	0	0
Romano	3	0	0	0	0	0	0	0									
Young	3	0	0	0	0	29	0	0									
TOTAL	3	87	6	9	15	114	0	0	TOTAL	3	102	26	44	70	118	1	2

GOALTENDERS

GOALTENDERS	GP	MP	GA	SO	SAVES	AVG	W-L-T	PCT	CAREER
Romano (P)	3	120	14	0	57	7.00	0-2-0	.803	(0-3-0)
Herron (P)	2	60	12	0	19	12.00	0-1-0	.613	(0-6-0)
PITTSBURGH TOTAL	3	180	26	0	76	8.67	0-3-0	.745	(8-2-1)
Sevigny (Q)	1	60	1	0	32	1.00	1-0-0	.970	(0-2-1)
Gosselin (Q)	2	120	5	0	49	2.50	2-0-0	.907	(2-0-0)
QUEBEC TOTAL	3	180	6	0	81	2.00	3-0-0	.931	

PITTSBURGH VS QUEBEC

SCORING SUMMARIES

1984-85
PITTSBURGH GP W L T PTS GF GA PPG SHG PEN PIM
 3 1 2 0 2 10 15 4-13 0 13 26
ST. LOUIS 3 2 1 0 4 15 10 3-12 0 14 28

AT PITTSBURGH (1-1-0)

Nov. 8 **ST. LOUIS 6** (WAMSLEY) at PITTSBURGH 2 (Dion)
 Dec. 5 St. Louis 4 (Liut) at **PITTSBURGH 7** (ROMANO/Herron)
 Mar. 7 Pittsburgh 1 (Herron) at **ST. LOUIS 5** (WAMSLEY)

AT ST. LOUIS (0-1-0)

WG - Mullen
 WG - Bullard
 WG - Anderson

GOALS & SHOTS BY PERIODS

PITTSBURGH 1ST 2ND 3RD OVT TOTAL (%)
 2-26 5-32 3-35 *** 10-93 (10.8%)
ST. LOUIS 5-37 6-43 4-27 *** 15-107 (14.0%)

PITTSBURGH	GP	SOG	G	A	PTS	PIM	PPG	SHG	ST. LOUIS	GP	SOG	G	A	PTS	PIM	PPG	SHG
Bullard	3	11	4	2	6	4	3	0	Federko	3	6	2	4	6	0	0	0
Mantha	3	9	0	5	5	2	0	0	Mullen	3	9	3	2	5	0	1	0
Chabot	2	5	0	4	4	0	0	0	Petterson	3	11	3	2	5	0	1	0
Shedden	3	8	2	1	3	0	1	0	Sutter	3	7	1	3	4	2	1	0
Taylor	1	3	2	0	2	0	0	0	Wickenh'ser	3	9	1	3	4	0	0	0
Babych	3	5	1	1	2	0	0	0	Reeds	3	5	1	2	3	0	0	0
Rissling	2	2	0	2	2	2	0	0	Anderson	3	3	2	0	2	0	0	0
McCarthy	3	2	1	0	1	4	0	0	Hickey	2	1	1	1	2	2	0	0
Hillier	2	4	0	1	1	2	0	0	LaVallee	2	3	0	2	2	0	0	0
Lemieux	2	5	0	1	1	0	0	0	Barr	3	0	0	2	2	2	0	0
Young	3	3	0	1	1	0	0	0	Bothwell	3	3	0	2	2	4	0	0
Boutette	1	2	0	0	0	0	0	0	Paslowski	3	7	1	0	1	0	0	0
Crowder	1	1	0	0	0	0	0	0	M.Johnson	1	3	0	1	1	0	0	0
Dion	1	0	0	0	0	0	0	0	Pavese	2	2	0	1	1	4	0	0
Flockhart	1	3	0	0	0	2	0	0	Delorme	3	7	0	1	1	2	0	0
Hamilton	1	1	0	0	0	0	0	0	T.Johnson	3	2	0	1	1	0	0	0
Loney	1	2	0	0	0	0	0	0	Ramage	3	20	0	1	1	4	0	0
McDonnell	1	0	0	0	0	2	0	0	Lemieux	1	1	0	0	0	0	0	0
McSorley	1	0	0	0	0	0	0	0	Liut	1	0	0	0	0	0	0	0
Romano	1	0	0	0	0	0	0	0	Gilmour	2	6	0	0	0	0	0	0
Weir	1	0	0	0	0	0	0	0	Levie	2	1	0	0	0	2	0	0
Belanger	2	6	0	0	0	0	0	0	Wamsley	2	0	0	0	0	0	0	0
Brickley	2	2	0	0	0	0	0	0	Wilson	3	1	0	0	0	6	0	0
Hannan	2	1	0	0	0	4	0	0									
Herron	2	0	0	0	0	0	0	0									
Lamoureaux	2	3	0	0	0	0	0	0									
Maxwell	2	2	0	0	0	0	0	0									
Buskas	3	2	0	0	0	2	0	0									
Bodger	3	4	0	0	0	0	0	0									
Charlesworth	3	7	0	0	0	0	0	0									
Bench						2											
TOTAL	3	93	10	18	28	26	4	0	TOTAL	3	107	15	28	43	28	3	0

GOALTENDERS

GOALTENDERS	GP	MP	GA	SO	SAVES	AVG	W-L-T	PCT	CAREER
Romano (P)	1	57	4	0	38	4.21	1-0-0	.905	(1-0-0)
Herron (P)	2	63	5	0	31	4.76	0-1-0	.861	(3-4-2)
Dion (P)	1	60	6	0	23	6.00	0-1-0	.793	(1-7-1)
PITTSBURGH TOTAL	3	180	15	0	92	5.00	1-2-0	.860	
Wamsley (SL)	2	120	3	0	53	1.50	2-0-0	.946	(3-0-0)
Liut (SL)	1	60	7	0	30	7.00	0-1-0	.811	(9-2-1)
ST. LOUIS TOTAL	3	180	10	0	83	3.33	2-1-0	.892	

SCORING SUMMARIES

1984-85	GP	W	L	T	PTS	GF	GA	PPG	SHG	PEN	PIM
PITTSBURGH	3	2	1	0	4	12	9	3-11	0	22	56
TORONTO	3	1	2	0	2	9	12	3-12	1	24	68

PITTSBURGH VS TORONTO

AT PITTSBURGH (0-1-0)

Dec. 15 PITTS. 5 (Herron/ROMANO) at Toronto 2 (St. Croix)
 Jan. 2 PITTSBURGH 2 (ROMANO) at Toronto 1 (Bernhardt)
 Jan. 30 TORONTO 6 (BERNHARDT) at Pitts. 5 (Herron/ROMANO)
 Romano replaced Herron at 20:00/1st on December 15
 Romano replaced Herron at 1:54/2nd on January 30

AT TORONTO (2-0-0)

WG - Brickley
 WG - Babych
 WG - Daoust

GOALS & SHOTS BY PERIODS

	1ST	2ND	3RD	OVT	TOTAL	(%)
PITTSBURGH	5-27	3-25	4-21	***	12-73	(16.4%)
TORONTO	4-37	3-53	2-23	***	9-113	(8.0%)

PITTSBURGH	GP	SOG	G	A	PTS	PIM	PPG	SHG	TORONTO	GP	SOG	G	A	PTS	PIM	PPG	SHG	
Young	3	6	3	1	4	7	1	0	Frycer	3	14	1	4	5	0	0	0	0
Chabot	3	6	0	4	4	0	0	0	Ihnacac	3	12	3	1	4	0	3	0	0
Shedden	3	9	2	1	3	0	1	0	Anderson	3	11	2	1	3	2	0	1	1
Babych	3	5	1	2	3	5	0	0	Benning	3	8	1	2	3	0	0	0	0
Bodger	3	5	0	3	3	9	0	0	Daoust	3	9	1	2	3	2	0	0	0
Lemieux	3	7	1	1	2	0	0	0	Leeman	3	10	0	3	3	4	0	0	0
Mantha	3	8	1	1	2	10	1	0	Vaive	2	5	0	2	2	6	0	0	0
Rissling	3	3	1	1	2	7	0	0	Poddubny	1	3	1	0	1	0	0	0	0
Bullard	2	2	0	2	2	2	0	0	Kitchen	2	3	0	1	1	0	0	0	0
Brickley	3	1	1	0	1	0	0	0	Korn	2	1	0	1	1	6	0	0	0
McCarthy	3	2	1	0	1	0	0	0	Derlago	1	2	0	0	0	0	0	0	0
Taylor	3	3	1	0	1	0	0	0	Root	1	1	0	0	0	0	0	0	0
McDonnell	1	2	0	1	1	0	0	0	St. Croix	1	0	0	0	0	0	0	0	0
Buskas	3	3	0	1	1	16	0	0	Stewart	1	0	0	0	0	0	0	0	0
Hillier	1	2	0	0	0	2	0	0	Strong	1	2	0	0	0	2	0	0	0
Hotham	1	0	0	0	0	0	0	0	Bernhardt	2	0	0	0	0	0	0	0	0
Maxwell	1	0	0	0	0	0	0	0	Brubaker	3	0	0	0	0	0	0	0	0
Herron	2	0	0	0	0	0	0	0	Courttnall	3	9	0	0	0	4	0	0	0
Belanger	3	1	0	0	0	0	0	0	Iafrate	3	3	0	0	0	2	0	0	0
Charlesworth	3	2	0	0	0	2	0	0	Gavin	3	5	0	0	0	5	0	0	0
Lamoureux	3	1	0	0	0	2	0	0	McGill	3	0	0	0	0	7	0	0	0
Loney	3	5	0	0	0	4	0	0	Nylund	3	0	0	0	0	12	0	0	0
Romano	3	0	0	0	0	0	0	0	Salming	3	10	0	0	0	0	0	0	0
Bench						2			Terrion	3	5	0	0	0	4	0	0	0
TOTAL	3	73	12-18	-30	68	3	0	0	TOTAL	3	113	9-17	-26	56	3	1	1	1

GOALTENDERS

	GP	MP	GA	SO	SAVES	AVG	W-L-T	PCT	CAREER
Romano (P)	3	138	4	0	78	1.74	2-1-0	.951	(2-2-0)
Herron (P)	2	42	5	0	26	7.14	0-0-0	.839	(8-6-0)
PITTSBURGH TOTAL	3	180	9	0	104	3.00	2-1-0	.920	
Bernhardt (T)	2	120	7	0	42	3.50	1-1-0	.857	(1-1-0)
St. Croix (T)	1	60	5	0	19	5.00	0-1-0	.792	(4-2-1)
TORONTO TOTAL	3	180	12	0	61	4.00	1-2-0	.836	

SCORING SUMMARIES

1984-85	GP	W	L	T	PTS	GF	GA	PPG	SHG	PEN	PIM
PITTSBURGH	3	2	1	0	4	17	14	5-16	1	24	57
VANCOUVER	3	1	2	0	2	14	17	1-16	1	26	66

PITTSBURGH VS VANCOUVER

AT PITTSBURGH (2-0-0)

Oct. 17 Vancouver 3 (Garrett/BRODEUR) at PITTS. 4 (HERRON)
 Nov. 16 Pittsburgh 6 (Dion) at VANCOUVER 7 (CAPRICE)
 Jan. 9 Vancouver 4 (Brodeur) at PITTSBURGH 7 (ROMANO)
 Brodeur replaced Garrett at 2:31/1st on October 17

AT VANCOUVER (0-1-0)

WG - Young
 WG - Sundstrom
 WG - Shedden

GOALS & SHOTS BY PERIODS

	1ST	2ND	3RD	OVT	TOTAL	(%)
PITTSBURGH	7-31	2-31	8-31	***	17-93	(18.3%)
VANCOUVER	5-39	5-37	4-39	***	14-115	(12.2%)

PITTSBURGH	GP	SOG	G	A	PTS	PIM	PPG	SHG	BOSTON	GP	SOG	G	A	PTS	PIM	PPG	SHG			
Young	3	8	4	3	7	11	0	0	Lemay	3	12	2	2	4	2	1	0	0		
Shedden	3	7	3	2	5	0	3	0	MacAdam	3	7	2	1	3	0	0	0	1		
Bodger	2	3	1	3	4	2	0	0	Tanti	3	6	2	1	3	4	0	0	0		
Lemieux	3	8	1	3	4	7	0	0	Sundstrom	2	6	1	2	3	2	0	0	0		
Chabot	2	8	2	1	3	2	0	1	Gradin	3	10	1	2	3	2	0	0	0		
Crowder	2	1	1	2	3	0	0	0	Lidster	3	11	1	2	3	0	0	0	0		
Mantha	3	10	1	2	3	2	1	0	Butcher	2	5	1	1	2	4	0	0	0		
Brickley	3	2	0	3	3	0	0	0	Lupul	3	5	1	1	2	5	0	0	0		
McCarthy	1	2	2	0	2	0	0	0	Smyl	3	5	1	1	2	4	0	0	0		
Babych	3	4	1	1	2	2	0	0	Belland	1	2	0	2	2	0	0	0	0		
Lamoureux	1	1	0	2	2	0	0	0	Daigneault	3	0	0	2	2	4	0	0	0		
Belanger	2	5	0	2	2	4	0	0	Halward	2	5	1	0	1	4	0	0	0		
Hillier	2	3	0	2	2	4	0	0	McNab	3	7	1	0	1	0	0	0	0		
Bullard	2	5	1	0	1	0	1	0	Caprice	1	0	0	1	1	0	0	0	0		
Javanainen	1	5	0	1	1	0	0	0	Kirton	2	4	0	1	1	0	0	0	0		
Fox	2	1	0	1	1	2	0	0	Lanz	2	6	0	1	1	4	0	0	0		
Buskas	3	1	0	1	1	11	0	0	Petit	2	0	0	1	1	4	0	0	0		
Boutette	1	0	0	0	0	0	0	0	Coxe	1	0	0	0	0	0	0	0	0		
Dion	1	0	0	0	0	0	0	0	Garrett	1	0	0	0	0	12	0	0	0		
Flockhart	1	2	0	0	0	0	0	0	Gillis	1	0	0	0	0	0	0	0	0		
Hamilton	1	7	0	0	0	0	0	0	Hall	1	4	0	0	0	0	0	0	0		
Herron	1	0	0	0	0	0	0	0	Lanthier	1	1	0	0	0	2	0	0	0		
Hotham	1	0	0	0	0	0	0	0	Brodeur	2	0	0	0	0	0	0	0	0		
Kehoe	1	1	0	0	0	0	0	0	Delorme	2	2	0	0	0	2	0	0	0		
Lehto	1	1	0	0	0	2	0	0	Skriko	2	4	0	0	0	0	0	0	0		
McSorley	1	0	0	0	0	0	0	0	Bubla	3	5	0	0	0	2	0	0	0		
Rissling	1	0	0	0	0	0	0	0	Neely	3	8	0	0	0	7	0	0	0		
Romano	1	0	0	0	0	0	0	0	Bench					2						
Charlesworth	2	3	0	0	0	2	0	0												
Loney	2	3	0	0	0	2	0	0												
Maxwell	2	0	0	0	0	0	0	0												
Taylor	2	2	0	0	0	2	0	0												
Bench						2														
TOTAL	3	93	17-29	-46	57	5	1	0	TOTAL	3	115	14-21	-35	66	1	1	1	1	1	

GOALTENDERS

	GP	MP	GA	SO	SAVES	AVG	W-L-T	PCT	CAREER
Herron (P)	1	60	3	0	42	3.00	1-0-0	.933	(2-0-0)
Romano (P)	1	60	4	0	31	4.00	1-0-0	.886	(5-6-1)
Dion (P)	1	60	7	0	28	7.00	0-1-0	.800	(3-1-1)
PITTSBURGH TOTAL	3	180	14	0	101	4.67	2-1-0	.878	
Brodeur (V)	2	117	9(1)	0	50	4.62	0-2-0	.847	(1-4-2)
Caprice (V)	1	60	6	0	26	6.00	1-0-0	.813	(1-0-0)
Garrett (V)	1	3	1	0	0	20.00	0-0-0	.000	(9-3-1)
VANCOUVER TOTAL	3	180	17	0	76	5.67	1-2-0	.817	

SCORING SUMMARIES

1984-85	GP	W	L	T	PTS	GF	GA	PPG	SHG	PEN	PIM
PITTSBURGH	7	0	6	1	1	20	44	6-26	0	39	135
WASHINGTON	7	6	0	1	13	44	20	7-22	3	42	137

AT PITTSBURGH (0-2-1)

Nov. 21 Washington 3 (Mason) at Pittsburgh 3 (Herron)
 Dec. 2 Pittsburgh 1 (ROMNAO/Herron) at WASH. 9 (MASON)
 Jan. 16 WASHINGTON 5 (RIGGIN) at Pittsburgh 4 (Herron)
 Jan. 17 Pittsburgh 2 (Romano) at WASHINGTON 6 (MASON)
 Mar. 24 Pittsburgh 3 (Ford) at WASHINGTON 7 (JENSEN)
 Apr. 6 WASHINGTON 7 (JENSEN) at Pittsburgh 4 (Herron)
 Apr. 7 Pittsburgh 3 (Ford) at WASHINGTON 7 (RIGGIN)
 Herron replaced Romano at 40:00 on December 2

GOALS & SHOTS BY PERIODS	1ST	2ND	3RD	OVT	TOTAL	(%)
PITTSBURGH	6-75	5-45	9-62	0-1	20-183	(10.9%)
WASHINGTON	16-79	14-91	14-105	0-1	44-276	(15.9%)

PITTSBURGH	GP	SOG	G	A	PTS	PIM	PPG	SHG	WASHINGTON	GP	SOG	G	A	PTS	PIM	PPG	SHG
Lemieux	6	14	4	4	8	0	2	0	Gartner	7	41	7	8	15	7	1	0
Young	7	15	5	2	7	4	2	0	Murphy	7	15	4	7	11	2	1	0
Babych	6	10	3	2	5	2	0	0	Carpenter	7	29	7	2	9	0	2	0
Shedden	7	17	2	3	5	2	0	0	Laughlin	7	18	3	5	8	2	0	0
Bullard	5	13	3	1	4	2	1	0	Christian	7	17	3	4	7	0	0	0
Chabot	6	5	0	4	4	2	0	0	Gould	7	12	3	4	7	19	0	1
Hannan	3	2	0	3	3	15	0	0	Gustafsson	4	13	2	5	7	0	0	1
McDonnell	5	6	0	3	3	0	0	0	Stevens	7	15	3	3	6	41	2	0
Lamoureux	6	6	1	1	2	9	0	0	Duchesne	7	12	2	4	6	0	0	0
Weir	3	2	0	2	2	16	0	0	McEwen	6	15	1	5	6	4	1	0
Mantha	6	14	0	2	2	4	0	0	Haworth	6	16	3	2	5	0	0	0
Hillier	3	4	1	0	1	2	1	0	Sampson	4	5	1	4	5	0	0	0
Buskas	6	7	1	0	1	18	0	0	Franc'hetti	2	4	1	3	4	2	0	0
Brickley	3	4	0	1	1	0	0	0	Jarvis	7	10	1	2	3	12	0	0
Hamilton	1	3	0	1	1	0	0	0	Langway	7	10	0	3	3	4	0	0
Bodger	2	6	0	1	1	0	0	0	Veitch	7	10	0	3	3	4	0	0
Maxwell	3	2	0	1	1	15	0	0	Andersson	2	5	0	2	2	0	0	0
Charlesworth	6	8	0	1	1	0	0	0	Adams	6	12	0	2	2	10	0	0
Rissling	6	6	0	1	1	24	0	0	Evason	1	2	1	0	1	0	0	0
Geale	1	1	0	0	0	1	0	0	Currie	2	2	1	0	1	0	0	0
O'Regan	1	1	0	0	0	0	0	0	Hatcher	2	3	1	0	1	0	0	1
Ford	2	0	0	0	0	0	0	0	Leinonen	1	1	0	1	1	0	0	0
Lehto	2	1	0	0	0	2	0	0	Mason	3	0	0	1	1	0	0	0
McSorley	2	3	0	0	0	0	0	0	Erickson	4	2	0	1	1	4	0	0
Romano	2	0	0	0	0	0	0	0	Gardner	1	2	0	0	0	2	0	0
Rowe	2	2	0	0	0	0	0	0	Shand	1	0	0	0	0	4	0	0
Taylor	2	1	0	0	0	0	0	0	Jensen	2	0	0	0	0	2	0	0
Belanger	3	4	0	0	0	0	0	0	Riggin	2	0	0	0	0	0	0	0
Crowder	3	4	0	0	0	0	0	0	Taylor	2	3	0	0	0	0	0	0
Fox	3	1	0	0	0	10	0	0	Blomqvist	5	2	0	0	0	8	0	0
Javanainen	3	3	0	0	0	0	0	0	Bench						6		
McGeough	3	4	0	0	0	0	0	0									
Herron	4	0	0	0	0	2	0	0									
Loney	4	10	0	0	0	0	0	0									
McCarthy	6	3	0	0	0	0	0	0									
Bench						6											
TOTAL	7	183	20	33	-53	135	6	0	TOTAL	7	276	44	71	-115	133	7	3

GOALTENDERS	GP	MP	GA	SO	SAVES	AVG	W-L-T	PCT	CAREER
Herron (P)	4	205	17(1)	0	115	4.98	0-2-1	.871	(6-12-5)
Ford (P)	2	120	14	0	74	7.00	0-2-0	.841	(0-2-0)
Romano (P)	2	100	12	0	43	7.20	0-2-0	.782	(0-3-0)
PITTSBURGH TOTAL	7	425	44	0	232	6.21	0-6-1	.841	
Mason (W)	3	185	6	0	87	1.95	2-0-1	.935	(3-0-1)
Jensen (W)	2	120	7	0	34	3.50	2-0-0	.829	(7-1-1)
Riggin (W)	2	120	7	0	42	3.50	2-0-0	.857	(8-1-3)
WASHINGTON TOTAL	7	425	20	0	163	2.82	6-0-1	.891	

SCORING SUMMARIES

1984-85	GP	W	L	T	PTS	GF	GA	PPG	SHG	PEN	PIM
PITTSBURGH	3	1	2	0	2	14	16	2-10	1	18	68
WINNIPEG	3	2	1	0	4	16	14	1-7	0	16	43

AT PITTSBURGH (0-1-0)

Nov. 14 PITTSBURGH 4 (DION) at Winnipeg 3 (Behrend)
 Jan. 21 Pittsburgh 6 (Romano) at WINNIPEG 7 (HOLDEN)
 Feb. 27 WINNIPEG 6 (HAYWARD) at Pittsburgh 4 (Romano)

AT WINNIPEG (1-1-0)

WG - Lemieux
 WG - Arniel
 WG - Lundholm

GOALS & SHOTS BY PERIODS	1ST	2ND	3RD	OVT	TOTAL	(%)
PITTSBURGH	2-28	4-25	7-28	1-2	14-83	(16.9%)
WINNIPEG	5-28	4-40	7-31	0-1	16-100	(16.0%)

PITTSBURGH	GP	SOG	G	A	PTS	PIM	PPG	SHG	BOSTON	GP	SOG	G	A	PTS	PIM	PPG	SHG
Chabot	3	6	1	6	7	0	0	0	Hawerchuk	3	12	4	2	6	2	0	0
Young	3	9	3	3	6	2	1	0	Boschman	3	6	1	4	5	2	0	0
Shedden	3	8	3	2	5	0	1	0	Turnbull	2	7	3	1	4	0	0	0
Loney	2	3	2	2	4	0	0	0	Mullen	3	5	1	3	4	0	0	0
Lemieux	3	5	1	3	4	8	0	0	Smail	3	6	1	3	4	2	0	0
Hillier	2	4	0	3	3	0	0	0	Babych	3	9	1	2	3	6	1	0
Javanainen	1	2	2	0	2	0	0	0	Nil	1	0	0	3	3	2	0	0
Mantha	2	7	0	2	2	4	0	0	MacLean	3	11	1	3	4	0	0	0
Boutette	1	2	1	0	1	2	0	1	Lundholm	3	7	2	0	2	0	0	0
McCarthy	2	1	1	0	1	0	0	0	Arniel	3	6	1	1	2	2	0	0
Crowder	2	0	0	1	1	0	0	0	Picard	3	3	1	1	2	0	0	0
McDonnell	2	2	0	1	1	2	0	0	Carlyle	3	5	0	2	2	2	0	0
Taylor	2	1	0	1	1	0	0	0	Watters	2	3	0	1	1	2	0	0
Babych	3	5	0	1	1	0	0	0	Steen	3	10	0	1	1	2	0	0
Belanger	1	1	0	0	0	0	0	0	Behrend	1	0	0	0	0	0	0	0
Dion	1	0	0	0	0	0	0	0	Dollas	1	0	0	0	0	0	0	0
Fox	1	1	0	0	0	0	0	0	Hayward	1	0	0	0	0	2	0	0
Hamilton	1	1	0	0	0	0	0	0	Holden	1	0	0	0	0	0	0	0
Hannan	1	2	0	0	0	0	0	0	Lukowich	1	0	0	0	0	0	0	0
McSorley	1	1	0	0	0	0	0	0	Poolley	1	0	0	0	0	0	0	0
Brickley	2	1	0	0	0	0	0	0	Campbell	2	1	0	0	0	0	0	0
Bullard	2	3	0	0	0	0	0	0	Wilson	2	2	0	0	0	0	0	0
Buskas	2	1	0	0	0	0	0	0	Ellett	3	3	0	0	0	2	0	0
Lamoureux	2	4	0	0	0	0	0	0	Kyte	3	0	0	0	0	15	0	0
Maxwell	2	1	0	0	0	20	0	0	McBain	3	4	0	0	0	0	0	0
Rissling	2	1	0	0	0	24	0	0	Bench						2		
Romano	2	0	0	0	0	2	0	0									
Bodger	3	9	0	0	0	4	0	0									
Charlesworth	3	2	0	0	0	0	0	0									
TOTAL	3	83	14	25	-39	68	2	1	TOTAL	3	100	16	27	-43	43	1	0

GOALTENDERS	GP	MP	GA	SO	SAVES	AVG	W-L-T	PCT	CAREER
Dion (P)	1	64	3	0	34	2.81	1-0-0	.919	(4-5-0)
Romano (P)	2	120	13	0	50	6.50	0-2-0	.794	(0-2-0)
PITTSBURGH TOTAL	3	184	16	0	84	5.22	1-2-0	.840	
Behrend (W)	1	64	4	0	24	3.75	0-1-0	.857	(0-1-0)
Hayward (W)	1	60	4	0	28	4.00	1-0-0	.875	(2-2-0)
Holden (W)	1	60	6	0	17	6.00	1-0-0	.739	(1-0-0)
WINNIPEG TOTAL	3	184	14	0	69	4.57	2-1-0	.831	

PITTSBURGH CAREER PLAYOFF SCORING

NAME	GP	G	A	PTS	PIM	PPG	SHG	GWG	OVT
1. Rick Kehoe	37	4	17	21	2	2	0	2	1
2. Jean Pronovost	29	9	9	18	12	2	1	1	0
3. George Ferguson	22	4	11	15	13	0	0	1	1
4. Rod Schutt	22	8	6	14	26	1	0	1	0
5. Randy Carlyle	22	6	8	14	41	0	1	0	0
6. Ron Schock	29	2	12	14	23	0	0	0	0
7. Ron Stackhouse	32	5	8	13	38	2	0	0	0
8. Gregg Sheppard	17	4	7	11	2	2	0	0	0
9. Pierre Larouche	15	2	9	11	2	0	0	1	0
10. Lowell MacDonald	15	6	4	10	8	2	0	2	0
11. Bob Kelly	15	6	3	9	23	1	0	0	0
12. Colin Campbell	19	2	7	9	51	0	1	1	0
13. Michel Briere	10	5	3	8	17	1	0	3	1
14. MIKE BULLARD	9	4	4	8	4	1	0	1	0
15. Svi Apps	19	4	4	8	23	2	0	1	0
16. Greg Malone	18	3	5	8	32	0	0	1	0
17. Peter Lee	19	0	8	8	4	0	0	0	0
18. Ken Schinkel	13	6	1	7	4	1	0	0	0
19. Vic Hadfield	10	5	2	7	8	0	1	0	0
20. Mark Johnson	10	4	3	7	6	2	0	1	0
21. Paul Gardner	10	2	5	7	10	1	0	0	0
22. Dean Prentice	12	2	5	7	9	1	0	0	0
23. Gary McAdam	12	3	3	6	9	0	0	0	0
24. Chuck Arnason	9	2	4	6	4	1	0	0	0
25. Orest Kindrachuk	7	4	1	5	7	0	0	1	0
26. Ross Lonsberry	17	2	3	5	13	0	0	1	0
27. Tom Bladon	8	0	5	5	2	0	0	0	0
28. Pat Boutette	5	3	1	4	8	2	0	0	0
29. Nick Harbaruk	14	3	1	4	20	0	0	1	0
30. Mario Faubert	10	2	2	4	6	2	0	0	0
31. Duane Rupp	10	2	2	4	8	0	0	0	0
32. Dave Burrows	20	1	3	4	16	0	0	1	0
33. Keith McCreary	11	0	4	4	6	0	0	0	0
34. Bob Leiter	4	3	0	3	0	1	0	0	0
35. Jim Hamilton	6	3	0	3	0	1	0	0	0
36. Andre St. Laurent	5	2	1	3	8	0	0	0	0
37. Blair Chapman	10	2	1	3	9	0	0	0	0
38. Wally Boyer	10	1	2	3	0	0	0	1	0
39. Dunc McCallum	10	1	2	3	12	0	0	0	0
40. Bob Woytowich	10	1	2	3	2	0	0	0	0
41. GREG HOTHAM	5	0	3	3	6	0	0	0	0
42. Jim Morrison	8	0	3	3	10	0	0	0	0
43. Russ Anderson	10	0	3	3	28	0	0	0	0
44. Bryan Hextall	14	0	3	3	43	0	0	0	0
45. Stan Gilbertson	3	1	1	2	2	0	0	0	0
46. Nick Libett	5	1	1	2	0	1	0	0	0
47. Pat Price	10	1	1	2	49	0	0	0	0
48. Rick MacLeish	5	1	1	2	0	0	0	0	0
49. Kevin McClelland	5	1	1	2	5	0	0	0	0
50. Bob Stewart	5	1	1	2	2	0	0	0	0
51. Darryl Edestrand	4	0	2	2	0	0	0	0	0
52. Greg Polis	4	0	2	2	0	0	0	0	0
53. Glen Sather	10	0	2	2	17	0	0	0	0
54. Val Fonteyne	14	0	2	2	2	0	0	0	0
55. Pete LaFramboise	9	1	0	1	0	0	0	0	0

NAME	GP	G	A	PTS	PIM	PPG	SHG	GWG	OVT
56. Pete Mahovlich	2	0	1	1	0	0	0	0	0
57. Don Awrey	3	0	1	1	6	0	0	0	0
58. Wayne Blanchin	3	0	1	1	6	0	0	0	0
59. Jacques Cossette	3	0	1	1	4	0	0	0	0
60. Ed Van Impe	3	0	1	1	2	0	0	0	0
61. Tim Horton	4	0	1	1	2	0	0	0	0
62. Al McDonough	4	0	1	1	0	0	0	0	0
63. Eddie Shack	4	0	1	1	15	0	0	0	0
64. GARY RISSLING	5	0	1	1	4	0	0	0	0
65. Paul Baxter	10	0	1	1	48	0	0	0	0
66. Barry Wilkins	6	0	1	1	4	0	0	0	0
67. Marc Chorney	7	0	1	1	2	0	0	0	0
68. Bob Paradise	7	0	1	1	17	0	0	0	0
69. Bob McManama	8	0	1	1	6	0	0	0	0
70. Dennis Owchar	8	0	1	1	6	0	0	0	0
71. Tracy Pratt	10	0	1	1	51	0	0	0	0
72. Paul Marshall	1	0	0	0	0	0	0	0	0
73. STEVE GATZOS	1	0	0	0	0	0	0	0	0
74. Mike Corrigan	2	0	0	0	0	0	0	0	0
75. Bob Simpson	2	0	0	0	0	0	0	0	0
76. Lex Hudson	2	0	0	0	2	0	0	0	0
77. Larry Bignell	3	0	0	0	0	0	0	0	0
78. Randy Boyd	3	0	0	0	11	0	0	0	0
79. Kim Clackson	3	0	0	0	37	0	0	0	0
80. Al Smith	3	0	0	0	0	0	0	0	0
81. Simon Nolet	3	0	0	0	0	0	0	0	0
82. Michel Plasse	3	0	0	0	0	0	0	0	0
83. Steve Cardwell	4	0	0	0	2	0	0	0	0
84. Kim Davis	4	0	0	0	0	0	0	0	0
85. Pat Graham	4	0	0	0	0	0	0	0	0
86. Jim Rutherford	4	0	0	0	0	0	0	0	0
87. Dale Tallon	4	0	0	0	4	0	0	0	0
88. Michel Dion	5	0	0	0	0	0	0	0	0
89. Pat Hughes	5	0	0	0	21	0	0	0	0
90. Les Binkley	7	0	0	0	0	0	0	0	0
91. Bob Blackburn	7	0	0	0	4	0	0	0	0
92. Gary Inness	9	0	0	0	2	0	0	0	0
93. DENIS HERRON	10	0	0	0	5	0	0	0	0
94. Greg Millen	10	0	0	0	0	0	0	0	0
95. Lew Morrison	13	0	0	0	0	0	0	0	0
96. Bryan Watson	14	0	0	0	38	0	0	0	0
Bench					8				
TOTAL	51	135	220	355	961	29	4	21	3

PLAYOFF GOALTENDING

NAME	GP	MP	GF	GA	ENG	SO	SAVES	AVG	W-L
Les Binkley	7	428	18	15	0	0	183	2.10	5-2
Gary Inness	9	540	27	24	3	0	271	2.67	5-4
Michel Plasse	3	180	3	8	0	1	85	2.67	1-2
Al Smith	3	180	5	10	0	0	79	3.33	1-2
DENIS HERRON	10	601	26	35	3	0	300	3.49	3-7
Jim Rutherford	4	240	8	14	0	0	131	3.50	0-4
Greg Millen	10	625	35	40	1	0	297	3.84	4-6
Michel Dion	5	310	13	22	0	0	161	4.34	2-3
TOTAL	51	3104	135	168	7	1	1507	3.38	21-30

PENGUIN PLAYOFF RESULTS

DATE	CITY	RESULTS	WINNING GOAL	WINNING GOALIE
1982 - PRELIMINARY ROUND - (Won by NY Islanders 3-2)				
Wed. Apr. 7	NY Islanders	NY Islanders 8-1	Gillies	Smith
Thu. Apr. 8	NY Islanders	NY Islanders 4-2	Goring	Smith
Sat. Apr. 10	Pittsburgh	Pittsburgh 2-1 (OT)	Kehoe	Dion
Sun. Apr. 11	Pittsburgh	Pittsburgh 5-2	Kehoe	Dion
Tue. Apr. 13	NY Islanders	NY Islanders 4-3 (OT)	Tonelli	Smith
1981 - PRELIMINARY ROUND - (Won by St. Louis Blues 3-2)				
Wed. Apr. 8	St. Louis	St. Louis 4-2	Petterson	Liut
Thu. Apr. 9	St. Louis	Pittsburgh 6-4	Schutt	Millen
Sat. Apr. 11	Pittsburgh	St. Louis 5-4	Federko	Liut
Sun. Apr. 12	Pittsburgh	Pittsburgh 6-3	Bullard	Millen
Tue. Apr. 14	St. Louis	St. Louis 4-3 (2 OT)	Crombeen	Liut
1980 - PRELIMINARY ROUND - (Won by Boston Bruins 3-2)				
Tue. Apr. 8	Boston	Pittsburgh 4-2	Johnson	Millen
Thu. Apr. 10	Boston	Boston 4-1	Marcotte	Cheevers
Sat. Apr. 12	Pittsburgh	Pittsburgh 4-1	Lonsberry	Millen
Sun. Apr. 13	Pittsburgh	Boston 8-3	McNab	Cheevers
Mon. Apr. 14	Boston	Boston 6-2	Foster	Cheevers
1979 - QUARTER-FINALS - (Won by Boston Bruins 4-0)				
Mon. Apr. 16	Boston	Boston 6-2	Milbury	Cheevers
Wed. Apr. 18	Boston	Boston 4-3	Miller	Cheevers
Sat. Apr. 21	Pittsburgh	Boston 2-1	Middleton	Cheevers
Sun. Apr. 22	Pittsburgh	Boston 4-1	Ratelle	Cheevers
1979 - PRELIMINARY ROUND - (Won by Pittsburgh 2-1)				
Tue. Apr. 10	Buffalo	Pittsburgh 4-3	Kindrachuk	Herron
Thu. Apr. 12	Pittsburgh	Buffalo 3-1	Richard	Sauve
Sat. Apr. 14	Buffalo	Pittsburgh 4-3 (OT)	Ferguson	Herron
1977 - PRELIMINARY ROUND - (Won by Toronto Maple Leafs 2-1)				
Tue. Apr. 5	Pittsburgh	Toronto 4-2	Williams	Thomas
Thu. Apr. 7	Toronto	Pittsburgh 6-4	Malone	Herron
Sat. Apr. 9	Pittsburgh	Toronto 5-2	McDonald	Palmateer
1976 - PRELIMINARY ROUND - (Won by Toronto Maple Leafs 2-1)				
Tue. Apr. 6	Toronto	Toronto 4-1	McDonald	Thomas
Thu. Apr. 8	Pittsburgh	Pittsburgh 2-0	MacDonald	Plasse
Fri. Apr. 9	Toronto	Toronto 4-0	McKenny	Thomas
1975 - QUARTER-FINALS - (Won by NY Islanders 4-3)				
Sun. Apr. 13	Pittsburgh	Pittsburgh 5-4	Burrows	Inness
Tue. Apr. 15	Pittsburgh	Pittsburgh 3-1	MacDonald	Inness
Thu. Apr. 17	NY Islanders	Pittsburgh 6-4	Apps	Inness
Sun. Apr. 20	NY Islanders	NY Islanders 3-1	Gillies	Resch
Tue. Apr. 22	Pittsburgh	NY Islanders 4-2	Westfall	Resch
Thu. Apr. 24	NY Islanders	NY Islanders 4-1	Howatt	Resch
Sat. Apr. 26	Pittsburgh	NY Islanders 1-0	Westfall	Resch
1975 - PRELIMINARY ROUND - (Won by Pittsburgh 2-0)				
Tue. Apr. 8	Pittsburgh	Pittsburgh 4-3	Larouche	Inness
Thu. Apr. 10	St. Louis	Pittsburgh 5-3	Campbell	Inness
1972 - QUARTER-FINALS - (Won by Chicago Black Hawks 4-0)				
Wed. Apr. 5	Chicago	Chicago 3-1	Pappin	Esposito
Thu. Apr. 6	Chicago	Chicago 3-2	Maki	Esposito
Sat. Apr. 8	Pittsburgh	Chicago 2-0	Bordeleau	G. Smith
Sun. Apr. 9	Pittsburgh	Chicago 6-5 (OT)	Martin	Desjardins
1970 SEMI-FINALS - (Won by St. Louis Blues 4-2)				
Sun. Apr. 19	St. Louis	St. Louis 3-1	Goyette	Hall
Tue. Apr. 21	St. Louis	St. Louis 4-1	Keenan	Plante
Thu. Apr. 23	Pittsburgh	Pittsburgh 3-2	Briere	Binkley
Sun. Apr. 26	Pittsburgh	Pittsburgh 2-1	Briere	A. Smith
Tue. Apr. 28	St. Louis	St. Louis 5-0	St. Marselle	Plante
Thu. Apr. 30	Pittsburgh	St. Louis 4-3	Keenan	Hall
1970 QUARTER-FINALS - (Won by Pittsburgh 4-0)				
Wed. Apr. 8	Pittsburgh	Pittsburgh 2-1	Harbaruk	Binkley
Thu. Apr. 9	Pittsburgh	Pittsburgh 3-1	Boyer	Binkley
Sat. Apr. 11	Oakland	Pittsburgh 5-2	Pronovost	Binkley
Sun. Apr. 12	Oakland	Pittsburgh 3-2 (OT)	Briere	Binkley

PLAYOFF RECORDS - SERIES

MOST GOALS, BOTH TEAMS:

- 2-GAME SERIES 15 (1975) Pittsburgh 9, St. Louis 6
- 3-GAME SERIES 23 (1977) Toronto 13, Pittsburgh 10
- 4-GAME SERIES 23 (1979) Boston 16, Pittsburgh 7
- 5-GAME SERIES 41 (1981) Pittsburgh 21, St. Louis 20
- 6-GAME SERIES 29 (1970) St. Louis 19, Pittsburgh 10
- 7-GAME SERIES 39 (1975) NY Islanders 21, Pittsburgh 18

MOST GOALS, PITTSBURGH:

- 2-GAME SERIES 9 (1975) vs St. Louis
- 3-GAME SERIES 10 (1977) vs Toronto
- 4-GAME SERIES 13 (1970) vs Oakland
- 5-GAME SERIES 21 (1981) vs St. Louis
- 6-GAME SERIES 10 (1970) vs St. Louis
- 7-GAME SERIES 18 (1975) vs NY Islanders

MOST GOALS, OPPONENTS:

- 2-GAME SERIES 6 (1975) vs St. Louis
- 3-GAME SERIES 13 (1977) vs Toronto
- 4-GAME SERIES 16 (1979) vs Boston
- 5-GAME SERIES 22 (1982) vs NY Islanders
- 6-GAME SERIES 19 (1970) vs St. Louis
- 7-GAME SERIES 21 (1975) vs NY Islanders

FEWEST GOALS, BOTH TEAMS:

- 2-GAME SERIES 15 (1975) Pittsburgh 9, St. Louis 6
- 3-GAME SERIES 11 (1976) Toronto 8, Pittsburgh 3
- 4-GAME SERIES 17 (1970) Pittsburgh 13, Oakland 4
- 5-GAME SERIES 35 (1982) NY Islanders 22, Pittsburgh 13
- 6-GAME SERIES 29 (1970) St. Louis 19, Pittsburgh 10
- 7-GAME SERIES 39 (1975) NY Islanders 21, Pittsburgh 18

FEWEST GOALS, PITTSBURGH:

- 2-GAME SERIES 9 (1975) vs St. Louis
- 3-GAME SERIES 3 (1976) vs Toronto
- 4-GAME SERIES 7 (1979) vs Boston
- 5-GAME SERIES 13 (1982) vs NY Islanders
- 6-GAME SERIES 10 (1970) vs St. Louis
- 7-GAME SERIES 18 (1975) vs NY Islanders

FEWEST GOALS, OPPONENTS:

- 2-GAME SERIES 6 (1975) vs St. Louis
- 3-GAME SERIES 8 (1976) vs Toronto
- 4-GAME SERIES 4 (1970) vs Oakland
- 5-GAME SERIES 20 (1981) vs St. Louis
- 6-GAME SERIES 19 (1970) vs St. Louis
- 7-GAME SERIES 21 (1975) vs NY Islanders

MOST WINS IN A ROW:

- 5 (April 8 to April 17, 1975)
(2 vs St. Louis & 3 vs NY Islanders)

MOST LOSSES IN A ROW:

- 5 (April 30, 1970 to April 9, 1972)
(1 vs St. Louis & 4 vs Chicago)

SHUTOUT WINS:

- 2-0 (April 8, 1976 vs Toronto)

SHUTOUT LOSSES:

- 5-0 (April 28, 1970 at St. Louis)
- 2-0 (April 8, 1972 vs Chicago)
- 1-0 (April 26, 1975 vs NY Islanders)
- 4-0 (April 9, 1976 at Toronto)

PENALTY RECORDS - SERIES

MOST PENALTIES, BOTH TEAMS: 110 (1981) Pittsburgh 55, St. Louis 55
FEWEST PENALTIES, BOTH TEAMS: 24 (1975) St. Louis 15, Pittsburgh 9
MOST PENALTY MINUTES, BOTH TEAMS: 306 (1970) Pittsburgh 162, St. Louis 144
FEWEST PENALTY MINUTES, BOTH TEAMS: 61 (1976) Toronto 36, Pittsburgh 25
MOST PENALTIES, PITTSBURGH: 55 (1981) vs St. Louis
MOST PENALTIES, OPPONENT: 55 (1981) vs St. Louis
FEWEST PENALTIES, PITTSBURGH: 9 (1975) vs St. Louis
FEWEST PENALTIES, OPPONENT: 15 (1975) vs St. Louis
15 (1976) vs Toronto
162 (1970) vs St. Louis
144 (1970) St. Louis
18 (1975) vs St. Louis
36 (1976) Toronto

PLAYOFF RECORDS - GAME

MOST GOALS, BOTH TEAMS, HOME GAME: 11 (April 9, 1972) Chicago 6, Pittsburgh 5 (OT)
MOST GOALS, BOTH TEAMS, AWAY GAME: 11 (April 13, 1980) Boston 8, Pittsburgh 3
10 (April 17, 1975) Pittsburgh 6, NY Islanders 4
10 (April 7, 1977) Pittsburgh 6, Toronto 4
10 (April 9, 1981) Pittsburgh 6, St. Louis 4
1 (April 26, 1975) NY Islanders 1, Pittsburgh 0
FEWEST GOALS, BOTH TEAMS, HOME GAME: 4 (April 19, 1970) Pittsburgh 1, St. Louis 3s 4
4 (April 5, 1972) Pittsburgh 1, Chicago 3
4 (April 20, 1975) Pittsburgh 1, NY Islanders 3
4 (April 9, 1976) Pittsburgh 0, Toronto 4
6 (April 12, 1981) vs St. Louis
6 (April 17, 1975) at NY Islanders
6 (April 7, 1977) at Toronto
6 (April 9, 1981) at St. Louis
8 (April 13, 1980) vs Boston
8 (April 7, 1982) at NY Islanders
0 (April 8, 1972) vs Chicago
0 (April 26, 1975) vs NY Islanders
0 (April 28, 1970) at St. Louis
0 (April 9, 1976) at Toronto
0 (April 8, 1976) vs Toronto
MOST GOALS FOR, HOME GAME: 2 (April 11, 1970) at Oakland
MOST GOALS FOR, AWAY GAME: 2 (April 12, 1970) at Oakland

PENALTY RECORDS - GAME

MOST PENALTIES, BOTH TEAMS: 28 (April 11, 1981) St. Louis 15, Pittsburgh 13
HOME GAME: 30 (April 19, 1970) Pittsburgh 18, St. Louis 12
AWAY GAME: 8 (April 26, 1970) St. Louis 4, Pittsburgh 4
8 (April 5, 1977) Toronto 5, Pittsburgh 3
7 (April 17, 1975) Pittsburgh 4, NY Islanders 3
7 (April 9, 1976) Pittsburgh 3, Toronto 4
18 (April 19, 1970) at St. Louis
15 (April 11, 1981) vs St. Louis
3 (Three times - last time - April 22, 1979)
3 (Four times - last time - April 21, 1979)
24 (1975) St. Louis 15, Pittsburgh 9
8 (1970) Pittsburgh 162, St. Louis 144
61 (1976) Toronto 36, Pittsburgh 25
55 (1981) vs St. Louis
55 (1981) St. Louis
9 (1975) vs St. Louis
15 (1975) vs St. Louis
15 (1976) vs Toronto
162 (1970) vs St. Louis
144 (1970) St. Louis
18 (1975) vs St. Louis
36 (1976) Toronto

PLAYOFF RECORDS - PERIOD

MOST GOALS, BOTH TEAMS HOME PERIOD: 5 (April 9, 1972) Chicago 4, Pittsburgh 1
5 (April 13, 1980) Boston 5, Pittsburgh 0
6 (April 17, 1975) Pittsburgh 3, NY Islanders 3
MOST GOALS, BOTH TEAMS AWAY PERIOD: 19 (April 13, 1982 - last time)
4 (April 9, 1972) vs Chicago
4 (April 9, 1981) at St. Louis
5 (April 13, 1980) vs Boston
SCORELESS PERIODS: 4 (April 8, 1982) at NY Islanders
MOST GOALS FOR, HOME PD: 4 (April 8, 1982) at NY Islanders
MOST GOALS FOR, AWAY PD: 4 (April 8, 1982) at NY Islanders
MOST GOALS AGAINST, HOME PERIOD: 4 (April 8, 1982) at NY Islanders
MOST GOALS AGAINST, AWAY PERIOD: 4 (April 8, 1982) at NY Islanders

PENALTY RECORDS - PERIOD

MOST PENALTIES, BOTH TEAMS: 15 (April 11, 1981) vs St. Louis
HOME PERIOD: 16 (April 19, 1970) at St. Louis
MOST PENALTIES, BOTH TEAMS: 7 (April 9, 1977) vs Toronto
7 (April 11, 1981) vs St. Louis
10 (April 19, 1970) at St. Louis
AWAY PERIOD: 6 (April 26, 1975) vs New York Islanders
7 (April 15, 1972) at Chicago
38 (April 9, 1977) Pittsburgh 25, Toronto 13
80 (April 19, 1970) Pittsburgh 40, St. Louis 40
25 (April 9, 1977) vs Toronto
40 (April 19, 1970) at St. Louis
18 (April 26, 1975) vs New York Islanders
40 (April 19, 1970) at St. Louis

ALL-TIME

MOST GAMES PLAYED: 37 - Rick Kehoe
32 - Ron Stackhouse
9 - Jean Pronovost
8 - Rod Schutt
17 - Rick Kehoe
12 - Ron Schock
21 - Rick Kehoe
18 - Jean Pronovost
51 - Tracy Pratt
51 - Colin Campbell
10 - Denis Herron
9 - Gary Inness
601 - Denis Herron
540 - Gary Inness

ONE PLAYOFF YEAR

MOST GOALS: 5 - Michel Briere (1970)
5 - Bob Kelly (1975)
4 - Ken Schinkel (1970)
4 - Vic Hadfield (1975)
4 - Lowell MacDonald (1975)
4 - Orest Kindrachuk (1979)
4 - Randy Carlyle (1981)
6 - Ron Schock (1970)
6 - Ron Stackhouse (1975)
6 - George Ferguson (1981)
5 - Dean Prentice (1970)
5 - Pierre Larouche (1975)
5 - Rick Kehoe (1980)
5 - Randy Carlyle (1981)
5 - Paul Gardner (1982)
9 - Randy Carlyle (1981)
8 - Michel Briere (1970)
8 - Bob Kelly (1975)

MOST PENALTY MINUTES:

MOST GOALS, DEFENSESMAN:
MOST ASSISTS, DEFENSESMAN:
MOST POINTS, DEFENSESMAN:

MOST GOALS:**MOST ASSISTS:****MOST POINTS:****MOST PENALTY MINUTES:**

MOST GOALS:
MOST ASSISTS:

MOST POINTS:

MOST PENALTIES:
MOST PENALTY MINUTES:

MOST GOALS:

MOST ASSISTS:
MOST POINTS:
MOST PENALTIES:
MOST PENALTY MINUTES:

LONGEST OVERTIME:
SHORTEST OVERTIME:

ONE PLAYOFF SERIES**ONE PLAYOFF GAME****ONE PLAYOFF PERIOD****TEAM RECORDS****OVERTIME GAMES**

April 13, 1982
(Islanders 4-3)

April 10, 1982
(Penguins 2-1)

April 14, 1981
(Blues 4-3)

April 14, 1979
(Penguins 4-3)

April 9, 1972
(Chicago 6-5)

April 12, 1985
(Penguins 3-2)

John Tonelli (NY Islanders) scored against Michel Dion at 6:19 of overtime to give the Islanders a 3-2 series win in game #5.

Rick Kehoe (Pittsburgh) scored at 4:14 of overtime against Billy Smith (NY Islanders) in game #3 of 1982 Preliminary Round Series.

Mike Crombeen (St. Louis) scored at 25:16 of overtime against Greg Millen to give the Blues a 3-2 series win in game #5.

George Ferguson (Pittsburgh) scored at 0:47 of overtime to give Pittsburgh a 2-1 series win in game #3.

Pit Martin (Chicago) scored at 0:12 of overtime to give Chicago a 4-0 series win in Game #4.

Michel Briere (Pittsburgh) scored at 8:28 of overtime to give Pittsburgh a 4-0 series win in game #4.

8 - Ron Stackhouse (1975)
 8 - George Ferguson (1980)
 51 - Tracy Pratt (1970)
 34 - Bryan Hextall (1970)
 4 - Randy Carlyle (1981)
 6 - Ron Stackhouse (1975)
 9 - Randy Carlyle (1981)

4 - Michel Briere (1970)
 4 - Bob Kelly (1975)
 4 - Lowell MacDonald (1975)
 4 - Randy Carlyle (1981)
 6 - George Ferguson (1981)
 5 - Ron Schock (1970)
 5 - Rick Kehoe (1980)
 5 - Paul Gardner (1982)
 9 - Randy Carlyle (1981)
 8 - George Ferguson (1981)
 7 - Rick Kehoe (1980)
 43 - Tracy Pratt (1970)

3 - Ken Schinkel (April 11, 1970 at Oakland)
 3 - Dean Prentice (April 11, 1970 at Oakland)
 3 - George Ferguson (April 12, 1981 vs St. Louis)
 3 - Ken Schinkel (Apr. 11, 1970 at Oakland) (3-0)
 3 - Dean Prentice (Apr. 11, 1970 at Oakland) (0-3)
 3 - Lowell MacDonald (Apr. 15, 1975 vs NYI) (2-1)
 3 - Jean Pronovost (Apr. 15, 1975 vs NYI) (1-2)
 3 - Ross Lonsberry (Apr. 12, 1980 vs Boston) (2-1)
 3 - George Ferguson (Apr. 12, 1980 vs Boston) (0-3)
 3 - George Ferguson (Apr. 9, 1981 at St.L.) (1-2)
 3 - Rod Schutt (Apr. 9, 1981 at St. Louis) (1-2)
 3 - Mike Bullard (Apr. 12, 1981 vs St.L.) (2-1)
 3 - Randy Carlyle (Apr. 12, 1981 vs St.L.) (2-1)
 3 - Andre St. Laurent (Apr. 11, 1982 at NYI) (2-1)
 8 - Kim Clackson (April 13, 1980 at Boston)
 32 - Tracy Pratt (April 19, 1970 at St. Louis)

2 - Ken Schinkel (April 11, 1970 at Oakland)
 2 - Ken Schinkel (April 9, 1972 vs Chicago)
 2 - Chuck Arnason (April 8, 1975 vs St. Louis)
 2 - several players
 3 - George Ferguson (April 9, 1981 at St.L.) (1-2)
 6 - Kim Clackson (April 13, 1980 at Boston)
 26 - Kim Clackson (April 13, 1980 at Boston)

25:16 (April 14, 1981 at St. Louis)
(St. Louis goal by Mike Crombeen)
 0:12 (April 9, 1972 vs Chicago)
(Chicago goal by Pit Martin)

1985-86 NHL ALIGNMENT

The National Hockey League embarks upon its 68th regular season with conference and division alignments remaining the same.

PRINCE OF WALES CONFERENCE

Patrick Division
 Pittsburgh Penguins
 New Jersey Devils (3-4)
 New York Islanders (4-3)
 New York Rangers (4-3)
 Washington Capitals (4-3)

Adams Division
 Boston Bruins (2-1)
 Buffalo Sabres (2-1)
 Hartford Whalers (2-1)
 Montreal Canadiens (1-2)
 Quebec Nordiques (1-2)

CLARENCE CAMPBELL CONFERENCE

Norris Division
 Chicago Black Hawks (1-2)
 Detroit Red Wings (1-2)
 Minnesota North Stars (2-1)
 St. Louis Blues (1-2)
 Toronto Maple Leafs (2-1)

Smythe Division
 Calgary Flames (1-2)
 Edmonton Oilers (1-2)
 Los Angeles Kings (2-1)
 Vancouver Canucks (1-2)
 Winnipeg Jets (2-1)

Numbers in parenthesis indicate number of games against each opponent by Pittsburgh for the 1985-86 season (home-away).

UNBALANCED SCHEDULE

Each of the 21 teams will play an 80-game schedule with those teams in the Smythe, Norris and Adams Division having eight games (four home and four away) against each of their divisional opponents, plus three games against each of the remaining 16 teams in the league. In the case of the three games, teams will play two home and one away or vice-versa, alternating the extra home game each year.

The six clubs in the Patrick Division - will play each other seven times with three games against each of the remaining 15 teams in the league. The home-ice differential will be alternated each season.

STANLEY CUP PLAYOFFS

At the conclusion of the regular schedule, the top four finishers in each division will qualify for the Stanley Cup Playoffs.

The opening round features divisional playoffs that will have the first place club oppose the fourth place team and second versus third in the best of five series. The winners of each series will advance to a best-of-seven divisional final series, with the team gaining higher standing during the regular season holding home-ice advantage.

The four divisional winners will meet in a best-of-seven conference championship. The Smythe Division winner will face the Norris Division winner for the Campbell Conference title and the Patrick Division Winner will face the Adams Division winner for the Prince of Wales Conference crown. Teams with the most points during the regular season will have home-ice advantage.

Conference winners will meet in the Stanley Cup Finals in a best-of-seven series, again with the team having the most regular season points getting the home-ice advantage. The finals will be played in a 2-2-1-1-1 setup with the home team advantage having the first two, fifth and seventh game in their building.

Division Semi-Finals: 2-2-1
 Division Finals: 2-2-1-1-1
 Conference Finals: 2-2-1-1-1
 Stanley Cup Finals: 2-2-1-1-1

1985 STANLEY CUP PLAYOFFS DIVISION SEMI-FINALS

ADAMS DIVISION

SERIES "A" (MONTREAL won 3-2)

Wed. Apr. 10	BOSTON 5 (KEANS) at Montreal 3 (Penney)	Crowder
Thu. Apr. 11	Boston 3 (Keans) at MONTREAL 5 (PENNEY)	Nilan
Sat. Apr. 13	MONTREAL 4 (PENNEY) at Boston 2 (Peeters)	Smith
Sun. Apr. 14	Montreal 6 (Penney) at BOSTON 7 (KEANS)	Linseman
Tue. Apr. 16	Boston 0 (Keans) at MONTREAL 1 (PENNEY)	Naslund

SERIES "B" (QUEBEC won 3-2)

Wed. Apr. 10	Buffalo 2 (Barrasso) at QUEBEC 5 (GOSELIN)	A. Stastny
Thu. Apr. 11	Buffalo 2 (Barrasso) at QUEBEC 3 (GOSELIN)	Rochefort
Sat. Apr. 13	Quebec 4 (Gosselin) at BUFFALO 6 (BARRASSO)	Andreychuk
Sun. Apr. 14	Quebec 4 (Bouchard) at BUFFALO 7 (BARRASSO)	Andreychuk
Tue. Apr. 16	Buffalo 5 (Barrasso) at QUEBEC 6 (GOSELIN)	Ashton

PATRICK DIVISION

SERIES "C" (PHILADELPHIA won 3-0)

Wed. Apr. 10	NY Rangers 4 (Hanlon) at PHIL 5 (LINDBERGH)	Howe
Thu. Apr. 11	NY Rangers 1 (Hanlon) at PHIL 3 (LINDBERGH)	Bergen
Sat. Apr. 13	PHIL 6 (LINDBERGH) at NY Rangers 5 (HANLON)	Kerr
(Howe scored at 8:01 of overtime on April 10)		

SERIES "D" (NY ISLANDERS won 3-2)

Wed. Apr. 10	NY Islanders 3 (Smith) at WASHINGTON 4 (RIGGIN)	Haworth
Thu. Apr. 11	NY Islanders 1 (Hrudey) at WASHINGTON 2 (JENSEN)	Gartner
Sat. Apr. 13	Washington 1 (Jensen) at NY ISLANDERS 2 (SMITH)	B. Sutter
Sun. Apr. 14	Washington 4 (Jensen) at NY ISLANDERS 6 (SMITH)	Trotter
Tue. Apr. 16	NY ISLANDERS 2 (SMITH) at Washington 1 (Riggin)	B. Sutter
(Haworth scored at 2:28 of overtime on April 10)		
(Gartner scored at 21:23 of overtime on April 10)		

NORRIS DIVISION

SERIES "E" (MINNESOTA won 3-0)

Wed. Apr. 10	MINNESOTA 3 (MELOCHE) at St. Louis 2 (Wamsley)	Acton
Thu. Apr. 11	MINNESOTA 4 (MELOCHE) at St. Louis 3 (Wamsley)	Acton
Sat. Apr. 13	St. Louis 0 (Millen) at MINNESOTA 2 (MELOCHE)	McKegney

SERIES "F" (CHICAGO won 3-0)

Wed. Apr. 10	Detroit 5 (STEFAN) at CHICAGO 9 (BANNERMAN)	B. Wilson
Thu. Apr. 11	Detroit 1 (Stefan) at CHICAGO 6 (BANNERMAN)	Yaremchuk
Sat. Apr. 13	CHICAGO 8 (BANNERMAN) at Detroit 2 (STEFAN)	Sutter

SMYTHE DIVISION

SERIES "G" (EDMONTON won 3-0)

Wed. Apr. 10	Los Angeles 2 (Janecyk) at EDMONTON 3 (FUHR)	Fogolin
Thu. Apr. 11	Los Angeles 2 (Janecyk) at EDMONTON 4 (FUHR)	Krushelnyski
Sat. Apr. 13	EDMONTON 4 (FUHR) at Los Angeles 3 (Janecyk)	Anderson
(Fogolin scored at 3:01 of overtime on April 10)		
(Anderson scored at 0:46 of overtime on April 13)		

SERIES "H" (WINNIPEG won 3-1)

Wed. Apr. 10	Calgary 4 (Lemelin) at WINNIPEG 5 (HAYWARD)	Mullen
Thu. Apr. 11	Calgary 2 (Lemelin) at WINNIPEG 5 (HAYWARD)	Arniel
Sat. Apr. 13	Winnipeg 0 (HAYWARD) at CALGARY 4 (LEMELIN)	Otto
Sun. Apr. 14	WINNIPEG 5 (BEHREND) at Calgary 3 (Lemelin)	Wilson
(Mullen scored at 7:56 of overtime on April 10)		

ADAMS DIVISION

SERIES "I" (QUEBEC won 4-3)

Thu. Apr. 18	QUEBEC 2 (GOSELIN) at Montreal 1 (Penney)	Kumpel
Sun. Apr. 21	Quebec 4 (Gosselin) at MONTREAL 6 (PENNEY)	Naslund
Tue. Apr. 23	Montreal 6 (Penney) at QUEBEC 7 (GOSELIN)	Hunter
Thu. Apr. 25	MONTREAL 3 (PENNEY) at Quebec 1 (Gosselin)	Carbonneau
Sat. Apr. 27	QUEBEC 5 (GOSELIN) at Montreal 1 (Penney)	Hunter
Tue. Apr. 30	MONTREAL 5 (PENNEY) at Quebec 2 (Gosselin)	Flockhart
Thu. May 2	QUEBEC 3 (Gosselin) at Montreal 2 (Penney)	P. Stastny
(Kumpel scored at 12:23 of overtime on April 18)		
(Hunter scored at 18:36 of overtime on April 23)		
(P. Stastny scored at 2:22 of overtime on May 2)		

PATRICK DIVISION

SERIES "J" (PHIL won 4-1)

Thu. Apr. 18	NY Islanders 0 (Hrudey) at PHIL 3 (LINDBERGH)	Tocchet
Sun. Apr. 21	NY Islanders 2 (Smith) at PHIL 5 (LINDBERGH)	Propp
Tue. Apr. 23	PHIL 5 (LINDBERGH) at NY Islanders 3 (Smith)	Propp
Thu. Apr. 25	Philadelphia 2 (Lindbergh) at NY ISL 6 (HRUDEY)	Potvin
Sun. Apr. 28	NY Islanders 0 (Hrudey) at PHIL 1 (LINDBERGH)	Sinisalo

NORRIS DIVISION

SERIES "K" (CHICAGO won 4-2)

Thu. Apr. 18	MINNESOTA 8 (MELOCHE) at Chicago 5 (Bannerman)	Payne
Sun. Apr. 21	Minnesota 2 (Meloche) at CHICAGO 6 (BANNERMAN)	Fraser
Tue. Apr. 23	CHICAGO 5 (BANNERMAN) at Minnesota 3 (Meloche)	Second
Thu. Apr. 25	CHICAGO 7 (BANNERMAN) at Minnesota 6 (Meloche)	Sutter
Sun. Apr. 28	MINNESOTA 5 (BEAUPRE) at Chicago 4 (Bannerman)	Maruk
Tue. Apr. 30	CHICAGO 6 (BANNERMAN) at Minnesota 5 (Beaupre)	Sutter
(Sutter scored at 21:57 of overtime on April 25)		
(Maruk scored at 1:14 of overtime on April 28)		
(Sutter scored at 15:41 of overtime on April 30)		

SMYTHE DIVISION

SERIES "L" (EDMONTON won 4-0)

Thu. Apr. 18	Winnipeg 2 (Behrend) at EDMONTON 4 (FUHR)	Coffey
Sat. Apr. 20	Winnipeg 2 (Hayward) at EDMONTON 5 (FUHR)	Coffey
Tue. Apr. 23	EDMONTON 5 (FUHR) at Winnipeg 4 (Hayward)	Gretzky
Thu. Apr. 25	EDMONTON 8 (FUHR) at Winnipeg 3 (Hayward)	Kurri

CONFERENCE FINALS

WALES CONFERENCE

SERIES "M" (PHILADELPHIA won 4-2)

Sun. May 5	Philadelphia 1 (Lindbergh) at QUEBEC 2 (GOSELIN)	P. Stastny
Tue. May 7	PHILADELPHIA 4 (LINDBERGH) at Quebec 2 (Gosselin)	Sinisalo
Thu. May 9	Quebec 2 (Gosselin) at PHILADELPHIA 4 (LINDBERGH)	Sinisalo
Sun. May 11	QUEBEC 5 (GOSELIN) at Philadelphia 3 (Lindbergh)	Cote
Tue. May 14	PHILADELPHIA 2 (LINDBERGH) at Quebec 1 (Gosselin)	Craven
Thu. May 16	Quebec 0 (Gosselin) at PHILADELPHIA 3 (LINDBERGH)	Tocchet
(P. Stastny scored at 6:20 of overtime on May 5)		

CAMPBELL CONFERENCE

SERIES "N" (EDMONTON won 4-2)

Sat. May 4	Chicago 2 (Bannerman) at EDMONTON 11 (FUHR)	Coffey
Tue. May 7	Chicago 3 (Bannerman) at EDMONTON 7 (FUHR)	Kurri
Thu. May 9	Edmonton 2 (Fuhr) at CHICAGO 5 (BANNERMAN)	Sutter
Sat. May 12	Edmonton 6 (Moog) at CHICAGO 8 (BANNERMAN)	Larmer
Tue. May 14	Chicago 5 (Bannerman) at EDMONTON 10 (FUHR)	Gretzky
Thu. May 16	EDMONTON 8 (FUHR) at Chicago 2 (Bannerman)	Messier

STANLEY CUP FINALS

SERIES "O" (EDMONTON won Stanley Cup 4-1)

Tue. May 21	Edmonton 1 (Fuhr) at PHILADELPHIA 4 (LINDBERGH)	Rn. Sutter
Thu. May 23	EDMONTON 3 (FUHR) at Philadelphia 1 (Lindbergh)	Lindstrom
Sat. May 25	Philadelphia 3 (Lindbergh) at EDMONTON 4 (FUHR)	Krushelnyski
Tue. May 28	Philadelphia 3 (Lindbergh) at EDMONTON 5 (FUHR)	Gretzky
Thu. May 30	Philadelphia 3 (Froese) at EDMONTON 8 (FUHR)	Coffey

PLAYOFF SCORING LEADERS

PLAYER - TEAM	GP	G	A	PTS	+/-	PIM	PPG	SHG	GWG
Wayne Gretzky, Edmonton	18	17	30	47	28	4	4	2	3
Paul Coffey, Edmonton	18	12	25	37	26	44	3	1	4
Jari Kurri, Edmonton	18	19	12	31	24	6	1	2	2
Denis Savard, Chicago	15	9	20	29	4	20	3	0	0
Glenn Anderson, Edmonton	18	10	16	26	11	38	2	0	1
Mark Messier, Edmonton	18	12	13	25	13	12	1	1	1
Peter Stastny, Quebec	18	4	19	23	1	24	1	0	2
Steve Larmer, Chicago	15	9	13	22	2	14	5	0	1
Michel Goulet, Quebec	17	11	10	21	3	17	7	0	0
Charlie Huddy, Edmonton	18	3	17	20	20	17	1	0	0

INDIVIDUAL LEADERS

GOALS		ASSISTS	
Jari Kurri, Edmonton	19	Wayne Gretzky, Edmonton	30
Wayne Gretzky, Edmonton	17	Paul Coffey, Edmonton	25
Paul Coffey, Edmonton	12	Denis Savard, Chicago	20
Mark Messier, Edmonton	12	Peter Stastny, Quebec	19
Darryl Sutter, Chicago	12	Charlie Huddy, Edmonton	17
POWER PLAY GOALS		SHORTHANDED GOALS	
Michel Goulet, Quebec	7	Wayne Gretzky, Edmonton	2
Steve Larmer, Chicago	5	Jari Kurri, Edmonton	2
Wayne Gretzky, Edmonton	4	Bengt Lundholm, Winnipeg	2
Tim Kerr, Philadelphia	4	Dave Poulin, Philadelphia	2
Brian Propp, Philadelphia	4		
GAME WINNING GOALS		OVERTIME GOALS	
Paul Coffey, Edmonton	4	Darryl Sutter, Chicago	2
Darryl Sutter, Chicago	4	Peter Stastny, Quebec	2
SHOTS		FIRST GOALS	
Jari Kurri, Edmonton	89	Michel Goulet, Quebec	4
Wayne Gretzky, Edmonton	67	Wayne Gretzky, Edmonton	4
Paul Coffey, Edmonton	66	Jari Kurri, Edmonton	4

GOALTENDING LEADERS

NAME - TEAM	GP	MP	GA	AVG
Pelle Lindbergh, Philadelphia	18	1008	42	2.50
Mario Gosselin, Quebec	17	1059	54	3.06
Grant Fuhr, Edmonton	18	1064	55	3.10
Steve Penney, Montreal	12	733	40	3.27
WINS		SAVE PERCENTAGE		
Grant Fuhr, Edmonton	15	Pelle Lindbergh, Philadelphia	.914	
Pelle Lindbergh, Philadelphia	12	Gilles Meloche, Minnesota	.902	
Murray Bannerman, Chicago	9	Grant Fuhr, Edmonton	.894	
Mario Gosselin, Quebec	9	Mario Gosselin, Quebec	.885	
SHUTOUTS				
Pelle Lindbergh, Philadelphia	3			
Reggie Lemelin, Calgary	1			
Gilles Meloche, Minnesota	1			
Steve Penney, Montreal	1			

ALL-TIME GOALTENDING LEADERS VS PITTSBURGH

GAMES PLAYED	MINUTES PLAYED		
1. Rogie Vachon 64	1. Rogie Vachon 3701		
2. Tony Esposito 48	2. Tony Esposito 2880		
3. Cesare Maniago 39	3. GILLES MELOCHE 2280		
4. GILLES MELOCHE 38	4. Cesare Maniago 2199		
5. Bernie Parent 36	5. Bernie Parent 2160		
6. BILLY SMITH 35	6. BILLY SMITH 1984		
7. Gary Smith 34	7. Ed Giacomin 1900		
8. RON LOW 34	8. Phil Myre 1878		
9. Phil Myre 33	9. Gary Smith 1861		
10. GLENN RESCH 32	10. GLENN RESCH 1777		
11. Ed Giacomin 32	11. RON LOW 1757		
GOALS AGAINST		SHUTOUTS	
1. Rogie Vachon 175	1. Bernie Parent 10		
2. GILLES MELOCHE 155	2. Rogie Vachon 7		
3. Tony Esposito 124	3. Ed Giacomin 7		
4. Phil Myre 107	4. Bruce Gamble 5		
5. RON LOW 106	5. Cesare Maniago 5		
6. Gary Smith 105	6. Tony Esposito 5		
7. Cesare Maniago 105	7. Ernie Wakely 4		
8. BILLY SMITH 103	8. Gerry Cheevers 3		
9. GLENN RESCH 102	9. Gerry Desjardins 3		
10. Jim Rutherford 89	10. Six players with 2		
WINS		LOSSES	
1. Rogie Vachon 34	1. GILLES MELOCHE 19		
2. Tony Esposito 30	2. Rogie Vachon 19		
3. Bernie Parent 21	3. Gary Smith 18		
4. Ed Giacomin 20	4. Jim Rutherford 15		
5. Cesare Maniago 18	5. Doug Favell 15		
6. BILLY SMITH 17	6. Gerry Desjardins 13		
7. Michel Larocque 16	7. Phil Myre 13		
8. RON LOW 16	8. Cesare Maniago 12		
9. Gerry Cheevers 15	9. Phil Esposito 11		
10. Ken Dryden 15	10. RON LOW 11		
	11. GLENN RESCH 11		
AVERAGE		SAVE PERCENTAGE	
1. Bernie Parent 1.97	1. Bernie Parent935		
2. Bruce Gamble 2.04	2. Bruce Gamble933		
3. Glenn Hall 2.18	3. Glenn Hall927		
4. Roy Edwards 2.24	4. Jacques Plante922		
5. Ed Giacomin 2.31	5. Tony Esposito921		
6. Jacques Plante 2.44	6. Roy Edwards920		
7. PAT RIGGIN 2.50	7. Roger Crozier919		
8. Gerry Cheevers 2.51	8. Cesare Maniago919		
9. PETE PEETERS 2.54	9. Ed Giacomin919		
10. Roger Crozier 2.56	10. Gerry Cheevers916		
11. Tony Esposito 2.58	11. Ken Dryden916		
12. ROLAND MELANSON 2.58	12. ROLAND MELANSON916		

ALL-TIME GOALTENDING VS PITTSBURGH

NAME	TEAM	GP	MP	GF	GA	ENG	SO	AVG	W-L-T	EFF
Murray Bannerman	Chi.	6	360	24	21	0	0	3.50	3-2-1	.890
Tom Barrasso	Buf.	4	245	15	6	0	0	1.47	3-0-1	.919
Don Beaupre	Min.	2	120	4	4	1	0	2.00	1-1-0	.929
Marc Behrend	Wpg.	1	64	3	4	0	0	3.75	0-1-0	.857
Tim Bernhardt	Tor.	2	120	7	7	0	0	3.50	1-1-0	.857
Alan Bester	Tor.	1	60	1	3	0	0	3.00	0-1-0	.921
Dan Bouchard	Atl.	16	880	54	36	0	2	2.45	10-4-2	.916
	Calg.	2	120	11	6	0	0	3.00	1-1-0	.915
	Que.	8	472	31	26	0	0	3.30	3-4-1	.876
TOTAL		26	1472	96	68	0	2	2.77	14-9-3	.904
Richard Brodeur	Van.	8	390	24	26	1	0	4.00	1-4-2	.876
Frank Caprice	Buf.	1	60	7	6	0	0	6.00	1-0-0	.813
Jacques Cloutier	Van.	1	40	5	5	0	0	7.50	0-0-0	.688
Don Edwards	Buf.	15	900	69	46	0	1	3.07	7-2-6	.893
	Calg.	7	410	33	23	0	0	3.37	3-1-2	.903
TOTAL		22	1310	102	69	0	1	3.16	10-3-8	.896
Daren Eliot	LA	2	120	9	6	0	0	3.00	2-0-0	.893
Bob Froese	Phil.	10	537	53	22	0	0	2.46	9-0-0	.911
Grant Fuhr	Edm.	4	205	19	13	0	0	3.80	2-0-1	.886
John Garrett	Htfd.	6	340	28	32	0	0	5.65	2-3-1	.835
	Que.	3	180	22	11	0	0	3.67	3-0-0	.893
	Van.	6	270	26	15	0	0	3.33	4-0-0	.877
TOTAL		15	790	76	58	0	0	4.41	9-3-1	.862
Mario Gosselin	Que.	3	148	20	6	0	0	2.43	2-0-0	.912
Glen Hanlon	Van.	6	360	21	25	1	0	4.17	1-5-0	.854
	STL	1	60	5	3	0	0	3.00	1-0-0	.917
	NYR	7	424	37	23	0	0	3.25	5-2-0	.889
TOTAL		14	844	63	51	1	0	3.63	7-7-0	.877
Brian Hayward	Wpg.	4	242	17	18	1	0	4.46	2-2-0	.830
Rick Heinz	STL	3	185	16	8	0	0	2.59	2-0-1	.916
Mark Holden	Wpg.	1	60	7	6	0	0	6.00	1-0-0	.739
Kelly Hruddy	NYI	5	280	19	14	0	1	3.00	2-2-0	.905
Bob Janecyk	Chi.	1	60	3	3	0	0	3.00	0-0-1	.910
	LA	1	60	6	0	0	1	0.00	1-0-0	.999
TOTAL		2	120	9	3	0	1	1.50	1-0-1	.941
Al Jensen	Wash.	10	541	39	30	0	1	3.33	7-1-1	.873
Doug Keans	LA	3	140	6	9	1	0	3.86	0-1-1	.870
	Bos.	1	60	7	3	0	0	3.00	1-0-0	.813
TOTAL		4	200	13	12	1	0	3.60	1-1-1	.859
Gary Laskoski	LA	3	168	16	12	0	0	4.29	2-1-0	.821
Rejean Lemelin	Atl.	1	60	7	2	0	0	2.00	1-0-0	.931
	Calg.	5	265	19	17	1	0	3.85	2-1-2	.871
TOTAL		6	325	26	19	1	0	3.51	3-1-2	.882
Mario Lessard	LA	15	840	52	48	0	1	3.43	4-5-5	.889
Mike Liut	STL	11	640	45	33	0	1	3.09	8-2-1	.899
	Htfd.	1	60	4	3	0	0	3.00	1-0-0	.889
TOTAL		12	700	49	36	0	1	3.09	9-2-1	.898
Pelle Lindbergh	Phil.	12	705	61	36	1	1	3.06	8-3-1	.900
Ron Low	NJ	9	383	29	30	0	0	3.13	5-1-0	.888
TOTAL		34	1757	117	106	2	1	3.62	16-11-2	.892
Clint Malarchuk	Que.	1	32	6	5	0	0	9.38	1-0-0	.706
Bob Mason	Wash.	4	245	27	7	0	0	1.71	3-0-1	.940

ALL-TIME GOALTENDING VS PITTSBURGH

NAME	TEAM	GP	MP	GF	GA	ENG	SO	AVG	W-L-T	EFF
Roland Melanson	NYI	11	660	47	28	1	0	2.55	7-4-0	.917
	Min.	1	60	4	3	0	0	3.00	1-0-0	.893
TOTAL		12	720	51	31	1	0	2.58	8-4-0	.916
Gilles Meloche	Cal.	16	960	49	71	2	0	4.44	3-9-4	.873
	Clev.	5	300	13	20	0	0	4.00	0-5-0	.873
	Min.	17	1020	73	64	2	0	3.76	11-6-1	.880
TOTAL		38	2280	135	155	4	0	4.08	14-19-5	.876
Corrado Micalef	Det.	2	120	13	7	0	0	3.50	1-0-1	.868
Greg Millen	Htfd.	9	539	30	36	1	0	4.01	2-6-1	.871
Ed Mio	Edm.	5	276	22	20	0	0	4.35	3-1-1	.847
	NYR	7	420	26	19	0	0	2.71	3-1-2	.910
	Det.	2	120	12	6	0	0	3.00	2-0-0	.909
TOTAL		14	816	60	45	0	0	3.31	8-2-3	.890
Andy Moog	Edm.	8	460	50	24	0	0	3.13	6-2-0	.901
Mike Palmateer	Tor.	14	749	56	33	0	1	2.64	8-3-1	.922
	Wash.	2	67	5	9	0	0	8.06	0-1-0	.791
TOTAL		16	816	61	42	0	1	3.09	8-4-1	.910
Pete Peeters	Phil.	9	540	39	18	0	2	2.00	7-1-1	.931
	Bos.	4	241	23	15	0	0	3.73	3-1-0	.862
TOTAL		13	781	62	33	0	2	2.54	10-2-1	.911
Steve Penney	Mtl.	2	120	8	5	0	0	2.50	2-0-0	.861
Glenn Resch	NYI	15	856	50	42	0	1	2.94	6-4-5	.903
	Col.	1	42	0	5	0	0	7.14	0-1-0	.773
	NJ	16	879	58	55	1	0	3.75	6-6-3	.871
TOTAL		32	1777	108	102	1	1	3.44	12-11-8	.884
Pat Riggan	Calg.	3	180	11	7	0	1	2.33	1-0-2	.926
	Wash.	9	540	43	23	0	1	2.56	7-1-1	.889
TOTAL		12	720	54	30	0	2	2.50	8-1-3	.901
Rick St. Croix	Phil.	5	300	20	15	0	0	3.00	3-1-1	.871
	Tor.	3	105	5	6	0	0	3.43	1-1-0	.885
TOTAL		8	405	25	21	0	0	3.11	4-2-1	.875
Bob Sauve	Buf.	11	621	57	33	0	0	3.19	5-3-3	.885
	Det.	1	60	5	4	0	0	4.00	1-0-0	.810
TOTAL		12	681	62	37	0	0	3.26	6-3-3	.879
Richard Sevigny	Mtl.	11	609	44	29	1	0	2.86	7-2-1	.900
	Que.	1	60	8	1	0	0	1.00	1-0-0	.970
TOTAL		12	669	52	30	1	0	2.69	8-2-1	.913
Billy Smith	LA	1	60	4	4	0	0	4.00	0-0-1	.875
	NYI	34	1924	123	99	2	1	3.09	17-8-7	.907
TOTAL		35	1984	127	103	2	1	3.11	17-8-8	.906
Doug Soetaert	NYR	9	500	23	32	0	0	3.84	3-4-1	.885
	Wpg.	5	241	14	13	0	0	3.24	2-2-0	.902
	Mtl.	1	60	5	6	0	0	6.00	0-1-0	.793
TOTAL		15	801	42	51	0	0	3.82	5-7-1	.884
Greg Stefan	Det.	5	305	23	17	0	0	3.34	3-1-1	.878
John Vanbiesbrouck	NYR	5	300	28	20	0	0	4.00	4-1-0	.883
	Chi.	2	120	5	8	0	0	4.00	0-1-1	.886
	Htfd.	5	201	13	11	0	0	3.28	1-2-0	.909
	Wpg.	1	61	5	4	0	0	3.93	1-0-0	.818
TOTAL		8	382	23	23	0	0	3.61	2-3-1	.892
Rick Wamsley	Mtl.	1	60	4	2	0	0	2.00	1-0-0	.933
	STL	2	120	11	3	0	0	1.50	2-0-0	.946
TOTAL		3	180	15	5	0	0	1.67	3-0-0	.942
Steve Weeks	NYR	11	600	47	42	1	0	4.20	6-5-0	.864

PITTSBURGH SHUTOUTS

NAME - TEAM	DATE - LOCATION	SCORE	SAVES
	1967-68		
Les Binkley	Nov. 4 at California	1-0	31
Hank Bassen	Nov. 15 vs Philadelphia	5-0	27
Les Binkley (2)	Dec. 23 vs Minnesota	4-0	23
Les Binkley (3)	Dec. 27 vs California	0-0	24
Les Binkley (4)	Jan. 28 at Boston	1-0	33
Les Binkley (5)	Feb. 9 vs St. Louis	2-0	22
Les Binkley (6)	Mar. 30 vs Philadelphia	2-0	23
	1968-69		
Joe Daley	Feb. 19 vs Boston	3-0	41
Joe Daley (2)	Mar. 23 vs Minnesota	5-0	32
	1969-70		
Les Binkley (7)	Nov. 12 at Toronto	3-0	31
Les Binkley (8)	Dec. 10 at Los Angeles	2-0	29
Al Smith	Feb. 26 vs Los Angeles	1-0	30
Al Smith (2)	Mar. 8 at NY Rangers	0-0	33
Les Binkley (9)	Mar. 25 vs Minnesota	2-0	25
	1970-71		
Les Binkley (10)	Oct. 17 vs Philadelphia	0-0	24
Al Smith (3)	Dec. 8 vs Toronto	4-0	29
Les Binkley (11)	Mar. 3 vs Montreal	4-0	33
Al Smith (4)	Mar. 13 vs Minnesota	0-0	20
	1971-72		
Jim Rutherford	Feb. 17 at Buffalo	2-0	23
	1972-73		
Denis Herron	Oct. 17 at NY Islanders	5-0	24
Denis Herron (2)	Oct. 24 at Vancouver	4-0	23
Jim Rutherford (2)	Jan. 20 vs Boston	3-0	26
Jim Rutherford (3)	Feb. 20 at NY Islanders	4-0	34
Jim Rutherford (4)	Feb. 24 vs Chicago	2-0	32
	1973-74		
Andy Brown	Mar. 24 vs Detroit	8-0	23
	1974-75		
Gary Inness	Nov. 17 vs Washington	6-0	26
Gary Inness (2)	Nov. 23 vs Los Angeles	0-0	30
	1975-76		
Michel Plasse	Mar. 6 vs Minnesota	5-0	18
Michel Plasse (2)	Mar. 28 vs Detroit	3-0	29
	1976-77		
Dunc Wilson	Nov. 13 vs Philadelphia	1-0	25
Dunc Wilson (2)	Nov. 21 vs Chicago	5-0	25
Dunc Wilson (3)	Jan. 19 at Vancouver	3-0	21
Dunc Wilson (4)	Jan. 27 at NY Rangers	3-0	30
Dunc Wilson (5)	Feb. 3 at Cleveland	0-0	22
Denis Herron (3)	Mar. 9 vs Colorado	3-0	32
	1977-78		
None			
	1978-79		
Greg Millen	Dec. 13 vs St. Louis	3-0	33
Greg Millen (2)	Jan. 16 vs Minnesota	5-0	25
	1979-80		
Greg Millen (3)	Dec. 19 at Chicago	0-0	29
Rob Holland	Mar. 2 vs NY Islanders	0-0	24
Greg Millen (4)	Mar. 30 vs Washington	4-0	28
	1980-81		
None			
	1981-82		
Gary Edwards	Mar. 21 at Colorado	6-0	28
	1982-83		
Denis Herron (4)	Dec. 4 vs Philadelphia	0-0	34
	1983-84		
Denis Herron (5)	Oct. 14 at Washington	4-0	29
Roberto Romano	Feb. 1 vs Minnesota	4-0	34
	1984-85		
Roberto Romano (2)	Dec. 28 vs Hartford	4-0	34
Denis Herron (6)	Mar. 16 vs NY Rangers	5-0	26

* - Game played in Quebec City instead of Philadelphia

OPPONENT SHUTOUTS

NAME - TEAM	DATE - LOCATION	SCORE	SAVES
	1967-68		
Doug Favell, Philadelphia	Oct. 17 at Philadelphia	1-0	17
Gary Smith, California	Dec. 27 at Pittsburgh	0-0	34
Bruce Gamble, Toronto	Jan. 13 at Toronto	7-0	33
Ed Giacomini, NY Rangers	Mar. 17 at NY Rangers	3-0	20
Cesare Maniago, Minnesota	Mar. 23 at Minnesota	3-0	31
	1968-69		
Bernie Parent, Philadelphia	Oct. 17 at Philadelphia	3-0	20
Doug Favell, Philadelphia (2)	Nov. 9 at Pittsburgh	3-0	37
Gerry Desjardins, Los Angeles	Jan. 18 at Los Angeles	4-0	30
Bruce Gamble, Toronto (2)	Jan. 25 at Pittsburgh	2-0	30
Glenn Hall, St. Louis	Feb. 12 at St. Louis	2-0	19
Lorne Worsley, Montreal	Feb. 16 at Pittsburgh	4-0	36
Roy Edwards, Detroit	Feb. 20 at Detroit	3-0	26
Ed Johnston, Boston	Mar. 2 at Boston	4-0	19
	1969-70		
Gerry Cheevers, Boston	Oct. 19 at Boston	4-0	26
Gerry Desjardins, Los Angeles (2)	Oct. 22 at Los Angeles	2-0	25
Ernie Wakely, St. Louis	Nov. 13 at St. Louis	4-0	25
Jacques Plante, St. Louis	Nov. 19 at Pittsburgh	4-0	18
Bruce Gamble, Toronto (3)	Dec. 6 at Toronto	5-0	25
Bernie Parent, Philadelphia (2)	Dec. 21 at Philadelphia	4-0	28
Tony Esposito, Chicago	Dec. 27 at Pittsburgh	3-0	30
Ernie Wakely, St. Louis (2)	Jan. 3 at St. Louis	6-0	26
Tony Esposito, Chicago (2)	Jan. 14 at Chicago	5-0	28
Bruce Gamble, Toronto (4)	Jan. 17 at Toronto	4-0	38
Terry Sawchuk, NY Rangers	Feb. 1 at NY Rangers	6-0	29
Gerry Cheevers, Boston (2)	Feb. 14 at Pittsburgh	3-0	35
Ed Giacomini, NY Rangers (2)	Mar. 8 at NY Rangers	0-0	25
Ed Giacomini, NY Rangers (3)	Mar. 18 at Pittsburgh	2-0	30
	1970-71		
Bernie Parent, Philadelphia (3)	Oct. 17 at Pittsburgh	0-0	30
Ernie Wakely, St. Louis (3)	Nov. 19 at Pittsburgh	1-0	20
Cesare Maniago, Minnesota	Dec. 12 at Pittsburgh	1-0	35
Tony Esposito, Chicago (3)	Feb. 7 at Chicago	1-0	28
Ed Giacomini, NY Rangers (4)	Feb. 20 at Pittsburgh	2-0	37
Ed Giacomini, NY Rangers (5)	Feb. 27 at Pittsburgh	4-0	26
Cesare Maniago, Minnesota (3)	Mar. 13 at Pittsburgh	0-0	31
	1971-72		
Cesare Maniago, Minnesota (4)	Oct. 28 at Minnesota	2-0	35
Gary Smith, Chicago (2)	Jan. 8 at Pittsburgh	4-0	24
Ernie Wakely, St. Louis (4)	Jan. 22 at St. Louis	1-0	25
Bruce Gamble, Philadelphia (3)	Jan. 30 at Philadelphia	4-0	33
Cesare Maniago, Minnesota (5)	Feb. 20 at Minnesota	2-0	40
Bernie Parent, Toronto (4)	Feb. 23 at Toronto	2-0	34
	1972-73		
Roger Crozier, Buffalo	Nov. 12 at Buffalo	1-0	18
Ron Low & Jacques Plante, Toronto	Dec. 29 at Pittsburgh	4-0	42
Ed Giacomini, NY Rangers (6)	Jan. 7 at NY Rangers	3-0	24
	1973-74		
Bernie Parent, Philadelphia (5)	Oct. 27 at Pittsburgh	6-0	23
Dunc Wilson, Toronto	Nov. 3 at Toronto	6-0	33
Bernie Parent, Philadelphia (6)	Nov. 4 at Philadelphia	7-0	29
Ed Giacomini, NY Rangers (7)	Nov. 18 at NY Rangers	7-0	33
Doug Grant, Detroit	Dec. 15 at Pittsburgh	2-0	36
Rogie Vachon, Los Angeles	Jan. 16 at Pittsburgh	2-0	34
Rogie Vachon, Los Angeles (2)	Jan. 26 at Pittsburgh	2-0	25

Rogie Vachon, Los Angeles (3)	1974-75				
Rogie Vachon, Los Angeles (4)	Oct. 28	at Los Angeles	2-0	23	
Bernie Parent, Philadelphia (7)	Nov. 23	at Pittsburgh	0-0	32	
Bernie Parent, Philadelphia (8)	Dec. 22	at Pittsburgh	4-0	24	
Rogie Vachon, Los Angeles (5)	Mar. 13	at Philadelphia	6-0	22	
Ken Dryden, Montreal	Mar. 22	at Los Angeles	4-0	31	
	Apr. 2	at Montreal	6-0	23	
	1975-76				
Rogie Vachon, Los Angeles (6)	Oct. 30	at Los Angeles	4-0	21	
Gerry Desjardins, Buffalo (3)	Jan. 11	at Buffalo	6-0	28	
	1976-77				
Bernie Parent, Philadelphia (9)	Oct. 28	at Philadelphia	3-0	21	
Gerry Cheevers, Boston (3)	Nov. 24	at Pittsburgh	4-0	34	
Wayne Thomas, Toronto	Jan. 11	at Pittsburgh	2-0	30	
Gary Edwards, Cleveland	Feb. 3	at Cleveland	0-0	22	
Rogie Vachon, Los Angeles (7)	Mar. 2	at Pittsburgh	5-0	26	
Wayne Stephenson, Philadelphia	Mar. 14	at Philadelphia	4-0	22	
Gilles Gilbert, Boston	Mar. 27	at Boston	3-0	11	
	1977-78				
Bernie Parent, Philadelphia (10)	Oct. 20	at Philadelphia	11-0	20	
Dan Bouchard, Atlanta	Jan. 18	at Atlanta	1-0	25	
	1978-79				
Dan Bouchard, Atlanta (2)	Nov. 3	at Atlanta	2-0	25	
Michel Larocque, Montreal	Feb. 22	at Montreal	12-0	25	
Mario Lessard, Los Angeles	Mar. 7	at Pittsburgh	4-0	26	
Mike Palmateer, Toronto	Mar. 11	at Toronto	4-0	39	
	1979-80				
Tony Esposito, Chicago (4)	Dec. 19	at Chicago	0-0	37	
Pete Peeters, Philadelphia	Feb. 2	at Pittsburgh	4-0	30	
Don Edwards, Buffalo	Feb. 7	at Buffalo	9-0	25	
Michel Dion, Quebec	Feb. 24	at Quebec	2-0	33	
Glenn Resch, NY Islanders	Mar. 2	at Pittsburgh	0-0	22	
Bill McKenzie, Colorado	Mar. 28	at Colorado	5-0	30	
	1980-81				
Pete Peeters, Philadelphia (2)	Jan. 21	at Pittsburgh	5-0	33	
	1981-82				
Pat Riffin, Calgary	Jan. 16	at Calgary	4-0	29	
	1982-83				
Billy Smith, NY Islanders	Oct. 14	at NY Islanders	9-0	30	
Pelle Lindbergh, Philadelphia	Dec. 4	at Pittsburgh	0-0	24	
Markus Mattsson, Minnesota	Jan. 12	at Pittsburgh	7-0	40	
	1983-84				
Al Jensen, Washington	Oct. 25	at Pittsburgh	1-0	26	
Mike Liut, St. Louis	Dec. 31	at St. Louis	2-0	16	
Tony Esposito, Chicago (5)	Jan. 15	at Chicago	2-0	35	
Pat Riffin, Washington (2)	Mar. 24	at Washington	6-0	18	
	1984-85				
Kelly Hrudey, NY Islanders	Feb. 2	at Pittsburgh	4-0	26	
Bob Janecyk, Los Angeles	Mar. 5	at Los Angeles	6-0	21	

PITTSBURGH HAT TRICKS

	1967-68				
Andy Bathgate	Oct. 18	vs Minnesota	Cesare Maniago (2)/Gary Bauman (1)		
Ken Schinkel	Oct. 21	vs Chicago	Denis Dejordy		
	1968-69				
	1969-70				
Ken Schinkel (2)	Feb. 4	vs Minnesota	Cesare Maniago (1)/Ken Broderick (2)		
	1970-71				
Glen Sather	Dec. 19	vs Detroit	Jim McLeod (2) & ENG		
Duane Rupp	Mar. 24	vs Detroit	Jim Rutherford		
	1971-72				
Bob Leiter	Dec. 1	vs Detroit	Al Smith (2)/Joe Daley (1)		
	1972-73				
Al McDonough	Oct. 11	at St. Louis	Wayne Stephenson		
Lowell MacDonald	Nov. 15	vs Minnesota	Gilles Gilbert		
Al McDonough (2)	Nov. 19	vs Atlanta	Phil Myre		
Al McDonough (3)	Nov. 22	vs St. Louis	Wayne Stephenson		
Eddie Shack	Nov. 29	vs Toronto	Ron Low		
Syl Apps	Dec. 13	vs NY Islanders	Gerry Desjardins		
	1973-74				
Lowell MacDonald (2)	Nov. 13	vs Minnesota	Cesare Maniago		
Bob Kelly	Mar. 24	vs Detroit	Doug Grant		
Lowell MacDonald (3)	Mar. 27	vs Minnesota	Gump Worsley		
	1974-75				
Rick Kehoe	Feb. 15	at Toronto	Doug Favell		
Jean Pronovost	Feb. 26	vs Washington	Michel Belhumeur		
Pierre Larouche	Mar. 12	vs Boston	Gilles Gilbert		
	1975-76				
Jean Pronovost (2)	Nov. 12	at Washington	Bernie Wolfe		
Syl Apps (2)	Dec. 17	at California	Gilles Meloche		
Bob Kelly	Dec. 17	at California	Gilles Meloche		
Stan Gilbertson	Jan. 18	vs NY Rangers	Dunc Wilson (1)/Doug Soetaert (2)		
Pierre Larouche (2)	Feb. 8	at Vancouver	Gary Smith (2)/Ken Lockett (1)		
Jean Pronovost (3)	Feb. 19	vs Toronto	Doug Favell		
Pierre Larouche (3)	Feb. 21	vs Chicago	Gilles Villemure		
Lowell MacDonald (4)	Feb. 21	vs Chicago	Gilles Villemure		
Rick Kehoe (2)	Mar. 10	vs Buffalo	Al Smith		
	1976-77				
Rick Kehoe (3)	Oct. 6	vs Vancouver	Cesare Maniago (2)/Curt Ridley (1)		
Pierre Larouche (4)	Feb. 19	at Toronto	Mike Palmateer (1)/Wayne Thomas (2)		
	1977-78				
Blair Chapman	Nov. 16	at Minnesota	Pete Lopresti		
Pete Mahovich	Nov. 30	vs Detroit	Ron Low		
Wayne Bianchini	Dec. 31	vs Cleveland	Gary Edwards		

Orest Kindrachuk
Ron Stackhouse
Greg Malone

Gary McAdam

Rick Kehoe (4)
Rick Kehoe (5)
Paul Gardner **
Rick Kehoe
Gregg Sheppard

Paul Gardner (2)
Doug Shedden
Rick Kehoe (7)
Andre St. Laurent

Pat Boutette
Pat Boutette (2)
Rick Kehoe (8)

Andy Brickley
Mike Bullard
Mark Taylor

Mike Bullard (2) **
Mike Bullard

TOTAL - 53

RECORD - (40-8-5)

MOST ALL TIME - Rick Kehoe (8)

MOST ONE YEAR - Al McDonough (3) & Rick Kehoe (3)

1978-79

Mar. 4 at Colorado Michel Plasse
Mar. 18 at NY Rangers Wayne Thomas
Mar. 28 vs NY Rangers Doug Soetaert

1979-80

Nov. 28 vs Quebec Michel Dion

1980-81

Nov. 26 vs Vancouver Richard Brodeur
Dec. 3 at Toronto Jiri Crha
Dec. 13 vs Philadelphia Phil Myre
Jan. 14 vs St. Louis Ed Stanowski
Mar. 16 at Edmonton Ed Mio

1981-82

Nov. 7 vs Philadelphia Pelle Lindbergh
Jan. 2 vs Hartford John Garrett
Jan. 20 vs Boston Marco Baron
Mar. 6 at Quebec Dan Bouchard

1982-83

Oct. 12 vs Vancouver Richard Brodeur
Oct. 27 vs Washington Dave Parro
Dec. 23 at Detroit Greg Stefan

1983-84

Dec. 26 vs NY Rangers Steve Weeks
Jan. 18 vs Winnipeg Mike Veisor
Mar. 29 at NY Rangers John Vanbiesbrouck

1984-85

Dec. 5 vs St. Louis Mike Liut
Dec. 26 vs NY Islanders Kelly Hrudey

HOME - 38

HOME - (32-4-2)

AWAY - 15

AWAY - (8-4-3)

Pierre Larouche (4) & Lowell MacDonald (4)

OPPONENT HAT TRICKS

1967-68

Dec. 6 at Chicago Les Binkley (3)/Hank Bassen (1)
Jan. 13 at Toronto Les Binkley
Feb. 17 at Montreal Les Binkley
Mar. 16 at Montreal Hank Bassen (2) & ENG

1968-69

Nov. 7 at Montreal Les Binkley
Nov. 14 at Pittsburgh Les Binkley
Dec. 15 at Boston Joe Daley

1960-70

Nov. 2 at Detroit Al Smith
Nov. 19 at Pittsburgh Les Binkley
Jan. 17 at Toronto Les Binkley
Feb. 1 at NY Rangers Al Smith
Feb. 11 at Chicago Al Smith

1970-71

Oct. 15 at Minnesota Al Smith
Dec. 6 at Boston Les Binkley
Jan. 9 at Toronto Al Smith
Mar. 6 at Pittsburgh Al Smith
Mar. 31 at Pittsburgh Cam Newton

1971-72

Dec. 12 at New York Jim Rutherford
Dec. 28 at Pittsburgh Les Binkley (2) & ENG
Feb. 12 at Pittsburgh Jim Rutherford

1972-73

Dec. 17 at NY Rangers Denis Herron
Jan. 17 at Montreal Cam Newton
Feb. 10 at Boston Cam Newton
Mar. 7 at Minnesota Andy Brown
Mar. 17 at Vancouver Andy Brown (2)/Cam Newton (1)

1973-74

Jan. 3 at Buffalo Jim Rutherford
Feb. 3 at Pittsburgh Andy Brown
Feb. 10 at Chicago Gary Inness
Feb. 28 at Montreal Gary Inness
Mar. 23 at Minnesota Gary Inness

1974-75

Oct. 23 at Pittsburgh Gary Inness
Nov. 20 at Toronto Gary Inness
Dec. 7 at Montreal Bob Johnson
Jan. 26 at Montreal Michel Plasse
Mar. 2 at NY Rangers Michel Plasse
Apr. 6 at Washington Bob Johnson

1975-76

Nov. 12 at Washington Gary Inness
Nov. 13 at Pittsburgh Gary Inness
Nov. 15 at Pittsburgh Gary Inness
Feb. 29 at Pittsburgh Gary Inness (2) & ENG

1976-77

Oct. 6 at Pittsburgh Gordie Laxton
Feb. 6 at Colorado Denis Herron
Feb. 7 at St. Louis Dunc Wilson
Mar. 13 at Philadelphia Denis Herron

1977-78

Nov. 24 at Los Angeles Denis Herron

Stan Mikita, Chicago **
Bob Pulford, Toronto
Duck Duff, Montreal
Jean Beliveau, Montreal

Bobby Rousseau, Montreal
Bobby Hull, Chicago
Phil Esposito, Boston

Gordie Howe, Detroit
Ab McDonald, St. Louis
Dave Keon, Toronto
Dave Balon, NY Rangers
Stan Mikita, Chicago (2)

Walt McKechnie, Minnesota
Phil Esposito, Boston (2)
Brian Spencer, Toronto
Phil Esposito, Boston (3)
Eddie Shack, Buffalo

Brad Park, NY Rangers
Norm Ullman, Toronto
Brad Park, NY Rangers (2)

Gene Carr, NY Rangers
Rejean Houle, Montreal
Mike Walton, Boston
Dennis Hextall, Minnesota
Bobby Lalonde, Vancouver

Rick Martin, Buffalo
Ken Hodge, Boston
Stan Mikita, Chicago (3)
Claude Larose, Montreal **
Bill Goldsworthy, Minnesota

Bobby Orr, Boston
Dave Keon, Toronto (2)
Guy LaFleur, Montreal
Guy LaFleur, Montreal (2) **
Greg Polis, NY Rangers
Stan Gilbertson, Washington

Hartland Monahan, Washington
Yvan Cournoyer, Montreal
Denis Maruk, California **
Ted Irvine, St. Louis

Rick Blight, Vancouver
Wilf Paiement, Colorado
Claude Larose, St. Louis (2)
Don Saleski, Philadelphia

Butch Goring, Los Angeles

1978-79			
Dale McCourt, Detroit	Feb. 18	at Detroit	Greg Millen (2)/Herron (1)
Darcy Rota, Atlanta	Apr. 1	at Pittsburgh	Denis Herron (2)/Millen (1)
1979-80			
Pierre Larouche, Montreal	Oct. 25	at Montreal	Rob Holland
Darryl Sittler, Toronto	Jan. 16	at Pittsburgh	Greg Millen
Jordy Douglas, Hartford	Jan. 17	at Hartford	Greg Millen
Blair MacDonald, Edmonton	Jan. 19	at Pittsburgh	Greg Millen
Mike Foligno, Detroit	Jan. 31	at Detroit	Greg Millen
Danny Gare, Buffalo	Feb. 7	at Buffalo	Greg Millen
Darryl Sittler, Toronto (2)	Mar. 5	at Pittsburgh	Rob Holland
Wayne Gretzky, Edmonton	Mar. 21	at Edmonton	Greg Millen
1980-81			
Denis Maruk, Washington	Nov. 12	at Pittsburgh	Rob Holland
Rick Dudley, Buffalo	Dec. 7	at Buffalo	Millen (1)/Holland (2)
Bobby Clarke, Philadelphia	Dec. 13	at Pittsburgh	Greg Millen
Stan Smyl, Vancouver	Dec. 19	at Vancouver	Holland (2)/Millen (1)
Reed Larson, Detroit	Jan. 3	at Pittsburgh	Greg Millen
Mike Bossy, NY Islanders **	Jan. 13	at NY Islanders	Greg Millen (3) & ENG
Lanny McDonald, Colorado	Feb. 6	at Colorado	Nick Ricci (2) & ENG
Mark Messier, Edmonton	Mar. 16	at Edmonton	Greg Millen
1981-82			
Mel Bridgman, Philadelphia	Oct. 29	at Philadelphia	Michel Dion
Keith Acton, Montreal	Nov. 21	at Montreal	Dion (2)/Paul Harrison (1)
Ron Duguay, NY Rangers	Dec. 27	at NY Rangers	Paul Harrison
Blaine Stoughton, Hartford	Jan. 3	at Hartford	Paul Harrison
Wayne Gretzky, Edmonton (2)	Mar. 17	at Edmonton	Michel Dion
Bernie Nicholls, Los Angeles	Mar. 20	at Los Angeles	Michel Dion
1982-83			
Butch Goring, NY Islanders (2)	Oct. 14	at NY Islanders	Denis Herron
Marian Stastny, Quebec	Oct. 21	at Quebec	Denis Herron
Peter Stastny, Quebec	Dec. 11	at Pittsburgh	Denis Herron
Glenn Anderson, Edmonton	Jan. 7	at Edmonton	Denis Herron
Dale Hawerchuk, Winnipeg	Feb. 4	at Winnipeg	Michel Dion
Lanny McDonald, Calgary (2)	Feb. 5	at Calgary	Denis Herron
Kent Nilsson, Calgary	Feb. 5	at Calgary	Denis Herron
Charlie Simmer, Los Angeles	Feb. 12	at Pittsburgh	Nick Ricci
Reed Larson, Detroit (2)	Feb. 15	at Pittsburgh	Nick Ricci
Ken Linseman, Edmonton	Feb. 19	at Pittsburgh	Herron (2)/Ricci (1)
1983-84			
Bryan Trottier, NY Islanders	Nov. 11	at NY Islanders	Michel Dion
Barry Pederson, Boston	Dec. 6	at Pittsburgh	Michel Dion (2)/Herron (1)
Bob MacMillan, New Jersey	Jan. 7	at Pittsburgh	Roberto Romano
Paul MacLean, Winnipeg	Jan. 18	at Pittsburgh	Michel Dion
Pierre Larouche, NYR (2)	Jan. 25	at Pittsburgh	Romano (2)/Dion (1)
Doug Risebrough, Calgary	Feb. 16	at Calgary	Michel Dion
Lanny McDonald, Calgary (3)	Feb. 16	at Calgary	Michel Dion
Wayne Gretzky, Edmonton (3) **	Feb. 22	at Pittsburgh	Roberto Romano
Michel Goulet, Quebec	Mar. 8	at Pittsburgh	Denis Herron
Dave Poulin, Philadelphia	Mar. 22	at Philadelphia	Denis Herron
Ilkka Sinisalo, Philadelphia	Mar. 22	at Philadelphia	Denis Herron
1984-85			
Uli Hiemer, New Jersey	Oct. 31	at New Jersey	Denis Herron
Jorgen Pettersson, St. Louis	Nov. 8	at Pittsburgh	Michel Dion
Denis Savard, Chicago	Nov. 29	at Pittsburgh	Denis Herron
Michel Goulet, Quebec	Dec. 29	at Quebec	Denis Herron
Dale Hawerchuk, Winnipeg	Jan. 21	at Winnipeg	Roberto Romano
Wayne Gretzky, Edmonton (4)	Jan. 26	at Edmonton	Denis Herron
Peter Sundstrom, NY Rangers	Feb. 22	at Pittsburgh	Brian Ford

ALL-TIME LEADERS - OPPONENTS

GAMES PLAYED

1. Butch Goring	80
2. Bobby Clarke	76
3. Serge Savard	72
4. Carol Vadnais	71
5. Darryl Sittler	71
6. Jean Ratelle	67
7. Nick Libett	66
8. Garry Unger	66
9. Wayne Cashman	65
10. Phil Esposito	65
11. MARCEL DIONNE	65
12. Jimmy Roberts	64
13. GIL PERREAULT	64
14. Bill Collins	63
15. Jacques Lemaire	63
16. Brad Park	62
17. Walt McKechnie	62
18. J.P. Parise	61
19. Guy LaFleur	61
20. Walter Tkaczuk	60
20. Danny Grant	60
20. Steve Shutt	60

ASSISTS

1. Bobby Clarke	64
2. Brad Park	59
3. John Bucyk	56
4. Guy Lafleur	53
5. DENIS POTVIN	51
6. MARCEL DIONNE	50
7. GIL PERREAULT	50
8. Darryl Sittler	46
9. Jean Ratelle	45
10. Phil Esposito	44
11. LARRY ROBINSON	43
12. Walter Tkaczuk	43
13. Rod Gilbert	40
14. Bobby Orr	40
15. Guy Lapointe	39
16. Wayne Cashman	38
17. Jacques Lemaire	38
18. Stan Mikita	38
19. Pete Mahovlich	38
20. Butch Goring	37

PENALTY MINUTES

1. Carol Vadnais	174
2. NICK FOTIU	168
3. Barclay Plager	159
4. Dan Maloney	154
5. WILF PAIEMENT	150
6. Randy Holt	150
7. Dave Williams	130
8. GLEN COCHRANE	125
9. Gary Dornhoefer	125
10. Ed Van Impe	120

GOALS

1. Guy Lafleur	44
2. Bobby Clarke	44
3. Phil Esposito	40
4. MARCEL DIONNE	38
5. Darryl Sittler	37
6. Bill Barber	37
7. GIL PERREAULT	37
8. Butch Goring	34
9. Stan Mikita	32
10. BRYAN TROTTIER	32
11. Brad Park	31
12. Jean Ratelle	31
13. DENIS MARUK	31
14. Garry Unger	29
15. Steve Shutt	28
16. Yvan Cournoyer	28
17. WAYNE GRETZKY	28
18. Craig Ramsay	27
19. Jacques Lemaire	27
20. MIKE BOSSY	27

POINTS

1. Bobby Clarke	108
2. Guy LaFleur	97
3. Brad Park	89
4. MARCEL DIONNE	88
5. GIL PERREAULT	87
6. Phil Esposito	84
7. Darryl Sittler	83
8. Jean Ratelle	76
9. John Bucyk	71
10. Butch Goring	71
11. Stan Mikita	70
12. Bill Barber	67
13. BRYAN TROTTIER	67
14. Jacques Lemaire	65
15. Yvan Cournoyer	64
16. Pete Mahovlich	62
17. DENIS MARUK	61
18. Steve Shutt	61
19. Bobby Orr	60
20. LANNY MCDONALD	59

NHL ALL STAR GAME

1984-85	Mario Lemieux - Prince of Wales Conference
1983-84	Mike Bullard - Prince of Wales Conference
1982-83	Rick Kehoe - Prince of Wales Conference
1981-82	Randy Carlyle - Prince of Wales Conference Michel Dion - Prince of Wales Conference
1980-81	Randy Carlyle - Prince of Wales Conference Rick Kehoe - Prince of Wales Conference
1979-80	Ron Stackhouse - Prince of Wales Conference
1978-79	NHL Challenge Cup vs Soviet Union - No Penguin players selected.
1977-78	Jean Pronovost - Prince of Wales Conference
1976-77	Jean Pronovost - Prince of Wales Conference
1975-76	Dave Burrows - Prince of Wales Conference Pierre Larouche - Prince of Wales Conference Jean Pronovost - Prince of Wales Conference
1974-75	Syl Apps - Prince of Wales Conference Pierre Larouche - Prince of Wales Conference Jean Pronovost - Prince of Wales Conference
1973-74	Dave Burrows - Western Division Lowell MacDonald - Western Division Al McDonough - Western Division
1972-73	Greg Polis - Western Division Lowell MacDonald - Western Division
1971-72	Greg Polis - Western Division
1970-71	Greg Polis - Western Division
1969-70	Bob Woytowich - Western Division Dean Prentice - Western Division
1968-69	Ken Schinkel - Western Division
1967-68	Ken Schinkel - NHL All Stars

MARIO LEMIEUX became the third Pittsburgh representative to win the Most Valuable Player Award when he scored two goals and one assist in the 1985 All Star Game at Calgary.

GREG POLIS was the first Penguin player to ever win a car when he scored two goals in the 1973 All Star Game at Madison Square Garden in New York City.

SYL APPS followed suit in 1975 when he was named the MVP following the game in the Montreal Forum.

The 1986 All Star game will be played in Hartford's Civic Center on Tuesday, February 4, 1986.

1984-85 AWARD WINNERS

STANLEY CUP	Edmonton Oilers
PRINCE OF WALES TROPHY	Philadelphia Flyers
CLARENCE CAMPBELL BOWL	Edmonton Oilers
HART TROPHY	Wayne Gretzky, Edmonton
CALDER TROPHY	MARIO LEMIEUX, PITTSBURGH
JAMES NORRIS TROPHY	Paul Coffey, Edmonton
ART ROSS TROPHY	Wayne Gretzky, Edmonton
LADY BYNG TROPHY	Jari Kurri, Edmonton
WILLIAM JENNINGS TROPHY	Tom Barrasso & Bob Sauve, Buffalo
VEZINA TROPHY	Pelle Lindbergh, Philadelphia
CONN SMYTHE TROPHY	Wayne Gretzky, Edmonton
FRANK SELKE TROPHY	Craig Ramsay, Buffalo
BILL MASTERTON TROPHY	Anders Hedberg, NY Rangers
JACK ADAMS TROPHY	Mike Keenan, Philadelphia
EMERY EDGE TROPHY	Wayne Gretzky, Edmonton

NHL ALL STARS & NHL ROOKIE TEAM

	FIRST TEAM	SECOND TEAM	ROOKIE TEAM
GOALIE	Pelle Lindbergh Philadelphia	Tom Barrasso Buffalo	Steve Penney Montreal
DEFENSE	Paul Coffey Edmonton	Rod Langway Washington	Chris Chelios Montreal
DEFENSE	Ray Bourque Boston	Doug Wilson Chicago	Bruce Bell Quebec
CENTER	Wayne Gretzky Edmonton	Dale Hawerchuk Winnipeg	MARIO LEMIEUX PITTSBURGH
LEFT WING	John Ogradnick Detroit	John Tonelli NY Islanders	WARREN YOUNG PITTSBURGH
RIGHT WING	Jari Kurri Edmonton	Mike Bossy NY Islanders	Tomas Sandstrom NY Rangers

PENGUIN AWARD WINNERS

MICHEL BRIERE MEMORIAL TROPHY - ROOKIE OF THE YEAR

1984-85 - Mario Lemieux
 1983-84 - Roberto Romano
 1982-83 - Dave Hannan
 1981-82 - Mike Bullard
 1980-81 - Mark Johnson
 1979-80 - Paul Marshall
 1978-79 - Greg Millen & Rod Schutt
 1977-78 - Peter Lee
 1976-77 - Greg Malone
 1975-76 - No Winner
 1974-75 - Pierre Larouche
 1973-74 - Ron Lalonde
 1972-73 - No Winner
 1971-72 - Dave Burrows
 1970-71 - Greg Polis
 1969-70 - Michel Briere
 1968-69 - Jean Pronovost
 1967-68 - Les Binkley

BILL McCRACKEN MEMORIAL AWARD - UNSUNG HERO

1984-85 - Gary Rissling
 1983-84 - Gary Rissling
 1982-83 - Andre St. Laurent
 1981-82 - Pat Boutette
 1980-81 - Paul Gardner
 1979-80 - Russ Anderson
 1978-79 - George Ferguson
 1977-78 - Dave Schultz
 1976-77 - Wayne Bianchin
 1975-76 - Ron Stackhouse
 1974-75 - Gary Inness
 1973-74 - Ron Schock
 1972-73 - Lowell MacDonald
 1971-72 - Duane Rupp
 1970-71 - Bob Blackburn
 1969-70 - Val Fonteyne

COLUSSY CHEVROLET LEADING POINT SCORER

1984-85 - Mario Lemieux
 1983-84 - Mike Bullard
 1982-83 - Doug Shedden
 1981-82 - Rick Kehoe
 1980-81 - Rick Kehoe
 1979-80 - Rick Kehoe
 1978-79 - Greg Malone
 1977-78 - Jean Pronovost
 1976-77 - Jean Pronovost
 1975-76 - Pierre Larouche
 1974-75 - Ron Schock
 1973-74 - Syl Apps
 1972-73 - Syl Apps
 1971-72 - Syl Apps
 1970-71 - Bryan Hextall
 1969-70 - Dean Prentice
 1968-69 - Ken Schinkel
 1967-68 - Andy Bathgate

MURRAY HILL JEWELERS AWARD - PLAYER'S PLAYER

1984-85 - Warren Young
 1983-84 - Denis Herron
 1982-83 - Pat Boutette
 1981-82 - Mike Bullard

1980-81 - Rick Kehoe
 1979-80 - Rick Kehoe
 1978-79 - Greg Malone
 1977-78 - Denis Herron
 1976-77 - Denis Herron
 1975-76 - Jean Pronovost
 1974-75 - Ron Schock
 1973-74 - Jean Pronovost
 1972-73 - Lowell MacDonald
 1971-72 - Jean Pronovost
 1970-71 - Jean Pronovost
 1969-70 - Jean Pronovost & Dean Prentice
 1968-69 - Val Fonteyne

FOODLAND AWARD - MOST VALUABLE PLAYER

1984-85 - Mario Lemieux
 1983-84 - Mike Bullard
 1982-83 - Doug Shedden
 1981-82 - Michel Dion
 1980-81 - Randy Carlyle
 1979-80 - George Ferguson
 1978-79 - Ron Stackhouse & Orest Kindrachuk
 1977-78 - Pete Mahovlich
 1976-77 - Dunc Wilson
 1975-76 - Pierre Larouche
 1974-75 - Ron Schock & Ron Stackhouse
 1973-74 - Syl Apps, Dave Burrows
 Jean Pronovost & Lowell MacDonald
 1972-73 - Dave Burrows
 1971-72 - Jean Pronovost
 1970-71 - Ron Schock
 1969-70 - Jean Pronovost
 1968-69 - Keith McCreary
 1967-68 - Les Binkley

JAMES G. BALMER AWARD - CONTRIBUTION TO HOCKEY

1980-81 - Adolph J. Donadeo
 1979-80 - Mark Johnson
 1978-79 - Baz Bastien
 1977-78 - Pete Mahovlich
 1975-76 - Ken Schinkel
 1974-75 - Jack Button
 1973-74 - Lowell MacDonald
 1972-73 - Jack Riley
 1971-72 - Pittsburgh Penguin Partners
 1970-71 - Michel Briere
 1969-70 - Red Kelly
 1968-69 - Jimmy Jordan
 1966-67 - Baz Bastien

BOOSTER CLUB AWARD - STAR OF GAME LEADER

1984-85 - Mario Lemieux
 1983-84 - Mike Bullard
 1982-83 - Michel Dion
 1981-82 - Michel Dion
 1980-81 - Randy Carlyle
 1979-80 - George Ferguson
 1978-79 - Randy Carlyle
 1977-78 - Denis Herron
 1976-77 - Dunc Wilson
 1975-76 - Dave Burrows
 1974-75 - Vic Hadfield

ATTENDANCE FIGURES

YEAR	ATTENDANCE	DATES	AVERAGE	SELLOUTS	13,000 +
1984-85	400,711	40	10,018	4	9
1983-84	273,550	40	6,839	0	2
1982-83	336,300	40	8,408	1	2
1981-82	451,965	40	11,299	5	11
1980-81	413,407	40	10,335	0	9
1979-80	426,156	40	10,653	2	8
1978-79	457,209	40	11,430	3	14
1977-78	421,933	40	10,548	2	10
1976-77	401,580	40	10,040	1	5
1975-76	458,198	40	11,455	2	9
1974-75	448,975	40	11,224	11**	12
1973-74	396,197	39	10,159	4	5
1972-73	436,601	39	11,195	7	7
1971-72	375,711	39	9,634	5	5
1970-71	377,182	39	9,671	3	3
1969-70	265,936	38	6,998	0	0
1968-69	228,285	38	6,008	0	0
1967-68	274,049	37	7,407	0	0
TOTAL	6,843,945	709	9,653	48	109

** - Sellout in 1974-75 was 13,404

PENGUINS ON THE ROAD

BOSTON BRUINS

G.M. - Harry Sinden
Coach - Butch Goring
P.R. - Nate Greenberg
Arena - Boston Garden (14,673)
150 Causeway St.
Boston, MA 02114
Phone - (617) 227-3209
Hotel - Parker House
Phone - (617) 227-8700

BUFFALO SABRES

G.M. - Scotty Bowman
Coach - Jim Schoenfeld
P.R. - Gerry Helper
Arena - Memorial Auditorium (16,433)
140 Main St.
Buffalo, NY 14202
Phone - (716) 856-7300
Hotel - Hyatt Regency
Phone - (716) 856-1234

CALGARY FLAMES

G.M. - Cliff Fletcher
Coach - Bob Johnson
P.R. - Rick Skaggs/Jane Kennelly
Arena - The Saddledome (16,703)
P.O. Box 1540
Station "M"
Calgary, Alta. T2P 3B9
Phone - (403) 261-0475
Hotel - Westin Hotel
Phone - (403) 266-1611

CHICAGO BLACK HAWKS

G.M. - Bob Pulford
Coach - Bob Pulford/Roger Neilson
P.R. - Jim DeMaria
Arena - Chicago Stadium (17,263)
1800 W. Madison St.
Chicago, IL 60612
Phone - (312) 733-5300
Hotel - Airport Hilton
Phone - (312) 686-8000

DETROIT RED WINGS

G.M. - Jim Devellano
Coach - Harry Neale
P.R. - Bill Jamieson
Arena - Joe Louis Arena (19,275)
600 Civic Center Dr.
Detroit, MI 48226
Phone - (313) 567-3900
Hotel - Plaza Hotel
Phone - (313) 568-8000

EDMONTON OILERS

G.M. - Glen Sather
Coach - Glen Sather
P.R. - Bill Tuele/Elaine Ell
Arena - Northlands Coliseum (17,300)
7424 118th Ave.
Edmonton, Alta. T5B 4M9
Phone - (403) 471-8561
Hotel - Forum Motor Inn
Phone - (403) 471-1231

HARTFORD WHALERS

G.M. - Emile Francis
Coach - Jack Evans
P.R. - Phil Langan
Arena - Hartford Civic Center (14,557)
One Civic Center Plaza
Hartford, CT 06103
Phone - (203) 728-3366
Hotel - Hilton
Phone - (203) 249-5611

LOS ANGELES KINGS

G.M. - Rogie Vachon
Coach - Pat Quinn
P.R. - Dave Courtney
Arena - The Forum (16,005)
P.O. Box 10
Ingelwood, CA 90306
Phone - (213) 674-6000
Hotel - Airport Park
Phone - (213) 673-5151

MINNESOTA NORTH STARS

G.M. - Lou Nanne
Coach - Lorne Henning
P.R. - Dick Dillman/Patty Connolly
Arena - Met Sports Center (15,184)
7901 Cedar Ave. South
Bloomington, MN 55420

Phone - (612) 853-9333

Hotel - Registry Hotel

Phone - (612) 854-2244

MONTREAL CANADIENS

G.M. - Serge Savard
Coach - Jean Perron
P.R. - Claude Mouton
Arena - Montreal Forum (16,074)
2313 St. Catherine St. West
Montreal, Que. H3H 1N2
Phone - (514) 932-6181
Hotel - Manoir Le Moyné
Phone - (514) 931-8861

NEW JERSEY DEVILS

G.M. - Max McNab
Coach - Doug Carpenter
P.R. - Larry Brooks/Dave Freed
Arena - Byrne Meadowlands Arena (19,023)
P.O. Box 504
East Rutherford, NJ 07073
Phone - (201) 935-6050
Hotel - Clifton Ramada
Phone - (201) 778-6500

NEW YORK ISLANDERS

G.M. - Bill Torrey
Coach - Al Arbour
P.R. - Les Wagner/Jill Kneé
Arena - Nassau Memorial Coliseum (15,230)
Hempstead Turnpike
Uniondale, NY 11553
Phone - (516) 794-4100
Hotel - Island Inn
Phone - (516) 228-9500

NEW YORK RANGERS

G.M. - Craig Patrick
Coach - Ted Sator
P.R. - Vince Casey/Bobbie Murlman
Arena - Madison Square Garden (17,500)
4 Pennsylvania Plaza
New York, NY 10001
Phone - (212) 563-8036
Hotel - Penta Hotel
Phone - (212) 736-5000

PHILADELPHIA FLYERS

G.M. - Bob Clarke
Coach - Mike Keenan
P.R. - Rodger Gottlieb
Arena - The Spectrum (17,147)
Pattison Place
Philadelphia, PA 19148
Phone - (215) 465-4500
Hotel - Airport Marriott
Phone - (215) 365-4150

QUEBEC NORDIQUES

G.M. - Maurice Filion
Coach - Michel Bergeron
P.R. - Bernard Brisset
Arena - Quebec Coliseum (15,250)
2205 Ave. du Colisee
Quebec, Que. G1L 4W7
Phone - (418) 529-8441
Hotel - Le Concorde
Phone - (418) 647-2222

ST. LOUIS BLUES

G.M. - Ron Caron
Coach - Jacques DeMers
P.R. - Susie Mathieu
Arena - The Arena (17,968)
5700 Oakland Ave.
St. Louis, MO 63110
Phone - (314) 781-5300
Hotel - Chase Park Plaza
Phone - (314) 361-2500

NHL - MONTREAL

Pres. - John Ziegler, Jr.
Exec V.P. - Brian O'Neill
Inform. & Stats -
Gary Meagher/Benny Ercolani
960 Sun Life Bldg.
1155 Metcalfe St.
Montreal, Que H3B 2W2
Phone - (514) 871-9220

NHL - TORONTO

Referee-in-Chief - Scotty Morrison
Central Scouting - Jim Gregory
Suite 200
1 Greensboro Dr.
Rexdale, Ont. M9W 1C8
Phone - (416) 245-2926 (Officiating)
Phone - (416) 245-1813 (Central Scouting)

TORONTO MAPLE LEAFS

G.M. - Gerry McNamara
Coach - Dan Maloney
P.R. - Bob Stellick
Arena - Maple Leafs Gardens (16,485)
60 Carlton St.
Toronto, Ont. M5B 1L1
Phone - (416) 977-1641
Hotel - Westbury
Phone - (416) 924-0611

VANCOUVER CANUCKS

G.M. - Jack Gordon
Coach - Tom Watt
P.R. - Norm Jewison
Arena - Pacific Coliseum (15,613)
100 N. Renfrew St.
Vancouver, B.C. V5K 3N7
Phone - (604) 254-5141
Hotel - Hotel Vancouver
Phone - (604) 684-3131

WASHINGTON CAPITALS

G.M. - David Poile
Coach - Bryan Murray
P.R. - Lou Corletto
Arena - Capital Centre (18,130)
Landover, MD 20786
Phone - (301) 350-3400
Hotel - Sheraton New Carrollton
Phone - (301) 459-6700

WINNIPEG JETS

G.M. - John Ferguson
Coach - Barry Long
P.R. - Ralph Carter
Arena - Winnipeg Arena (15,430)
15-1430 Maroons Road
Winnipeg, Man. R3G 0L5
Phone - (204) 772-9491
Hotel - Winnipeg Inn
Phone - (204) 957-1350

NHL - NEW YORK

Pres - Gil Stein
V.P. - Steve Ryan
P.R. - John Halligan/Dan Leary
500 Fifth Ave.
New York, NY 10110
Phone - (212) 398-1100

