

# Pittsburgh Penguins



## 1983-84 HOME SCHEDULE

DAY	DATE	OPPONENT	TIME
Saturday	October 8	NY Rangers	8:05
Wednesday	October 12	Winnipeg	7:35
Saturday	October 15	Hartford	8:05
Tuesday	October 18	Buffalo	7:35
Saturday	October 22	Boston	8:05
Tuesday	October 25	Washington	7:35
Saturday	October 29	Philadelphia	8:05
Tuesday	November 8	Calgary	7:35
Friday	November 11	NY Islanders	7:35
Wednesday	November 16	Toronto	7:35
Saturday	November 19	St. Louis	8:05
Wednesday	November 23	New Jersey	7:35
Saturday	November 26	Detroit	8:05
Thursday	December 1	Minnesota	7:35
Saturday	December 3	Philadelphia	8:05
Tuesday	December 6	Boston	7:35
Sunday	December 11	Montreal	7:35
Tuesday	December 13	Hartford	7:35
Saturday	December 17	Los Angeles	8:05
Monday	December 26	NY Rangers	7:35
Tuesday	January 3	Philadelphia	7:35
Saturday	January 7	New Jersey	8:05
Wednesday	January 18	Winnipeg	7:35
Saturday	January 21	Washington	8:05
Wednesday	January 25	NY Rangers	7:35
Wednesday	February 1	Minnesota	7:35
Sunday	February 5	NY Islanders	2:35
Wednesday	February 8	Buffalo	7:35
Saturday	February 11	New Jersey	8:05
Wednesday	February 22	Edmonton	7:35
Saturday	February 25	Chicago	8:05
Wednesday	February 29	Vancouver	7:35
Saturday	March 3	Los Angeles	8:05
Monday	March 5	Washington	7:35
Thursday	March 8	Quebec	7:35
Sunday	March 11	NY Islanders	2:35
Wednesday	March 21	Toronto	7:35
Sunday	March 25	Washington	2:35
Wednesday	March 28	Philadelphia	7:35
Sunday	April 1	NY Islanders	7:35

All games home and away on KQV Radio (1410 AM)

Copyright 1983 by Pittsburgh Penguins. All rights reserved. Reproduction in whole or in part without permission of Pittsburgh Penguins is strictly prohibited. Publication of this schedule is permitted for the sole purpose of informing members of the public who wish to attend or view on television Pittsburgh Penguin hockey games, provided such publication contains notice of Pittsburgh Penguin's copyright. Publication or other use of any portion of this schedule for the purpose of lottery or other form of gambling, whether such gambling is legal or illegal, is strictly prohibited.

# PITTSBURGH Penguins

## 1983-84

# FACT BOOK

Published by: Civic Arena Corporation

EDITOR: Terry Schiffhauer

PHOTOS: Paul Salva

\$3.50





**MARIE DENISE DEBARTOLO YORK**  
Vice-President

Marie Denise DeBartolo York is Executive Vice President of The Edward J. DeBartolo Corporation, the nation's largest developer of regional shopping malls, owner of professional sports franchises, banking interests, hotels, motels, condominiums, executive office parks, and thousands of acres of land in many parts of the United States.

Upon graduation from St. Mary's College, Notre Dame, Marie Denise joined the corporation as its first Director of Personnel.


Her B. A. degree in Sociology had prepared her well for the task she would undertake. Her dramatic accomplishments earned her the title of Vice President in 1976 and in 1980 she was elevated to Executive Vice President, Personnel and Public Relations.

The corporation's outstanding employee relations and benefits program are the products of Marie Denise's imagination and consideration, and her objective view of ideal management/employee teamwork.

Marie Denise is dedicated to her responsibilities with the corporation, believing, in the true style of her pioneering father, that work is both satisfying and gratifying.

Her number one pastime is spectator sports, namely watching and rooting for the family teams—the San Francisco Forty Niners, the Pittsburgh Penguins, the Pittsburgh Spirit and the Pittsburgh Maulers—and the thoroughbreds that run at the family's Ohio, Illinois and Louisiana race tracks.

She is married to Dr. John C. York II, and they are the parents of a son, John Edward, born March 9, 1981.



**PAUL MARTHA**  
Vice President & General Counsel

Paul Martha is responsible for the daily operation of the Pittsburgh Penguins and his responsibilities have increased with the takeover of the Civic Arena by the Edward J. DeBartolo Corporation.

Now as Vice-President of the Civic Arena Corporation, Paul is attempting to make the Civic Arena one of the top sports facilities in the country. With the return of the Pittsburgh Spirit, Major Indoor Soccer League, professional boxing and long range improvement plans for the Arena, Paul has very few free moments to enjoy his family. Paul has also become involved in another DeBartolo venture as President of the new Pittsburgh Maulers football team in the United States Football League.

The former All American at Pitt earned his Bachelor of Science degree and was a standout football player with the Pittsburgh Steelers and Denver Broncos.

Paul and his wife, Bobbie, are the parents of three sons.



**THOMAS F. ROSSETTI**  
Secretary & Treasurer

Thomas F. Rossetti moved up a step on the Corporate ladder in early 1981, when he was named Vice President - Sports and Diversified Operations of The Edward J. DeBartolo Corporation.

Based out of DeBartolo's Youngstown, Ohio office, Tom stays on the move administering to DeBartolo's multi-faceted diversified interests that include sports, racetracks, hotels, the Arena, and a variety of other enterprises.

In addition to his role with the Penguins, Tom holds a similar position with the recently acquired Pittsburgh Spirit and he also serves as a Vice President of the Civic Arena Corporation.

Born in Brooklyn, New York, and a former New Jersey resident, Mr. Rossetti attended nearby St. Francis College in Loretto, where he received his bachelor's degree in Accounting in 1970.

He joined the DeBartolo Corporation in 1973 and has served in various capacities including the researching of any proposed sports or related acquisitions for the Company.

Tom and his wife Christine are the parents of three sons.



**EDDIE JOHNSTON**  
General Manager

When the time came for Eddie Johnston to be named General Manager of the Penguins, he was more than ready to accept to challenge.

Having assumed the duties following the tragic death of Baz Bastien, Eddie began making plans for the 1983 Entry Draft and subsequent season before the final decision was handed down by the DeBartolo Corporation.

One of the first moves he made as general manager was to hire Lou Angotti to coach the Penguins and then followed that up by bringing another ex-Penguin, Gene Ubriaco, back into the organization with three men, with diverse personalities all working together to develop a winner.


The native of Montreal played eleven years for the Boston Bruins and was a member of two Stanley Cup champions. He was the last goalie to play every minute of a season when he played all 70 games in 1963-64.

He went from Boston to St. Louis to Chicago, before ending his career with a 3.25 lifetime goals against average, and 32 career shutouts in nearly 600 games in the NHL.

His coaching career began in 1978-79 with Moncton, New Brunswick, in the American Hockey League and then he went to Chicago the following year. He came to Pittsburgh in 1980 and was behind the bench for three years with the Pens, twice taking them to the playoffs only to see them lose first round series deciding games in double overtime (St. Louis 1981) and overtime (New York Islanders 1982).

An innovative coach, he turned the club's power play around into one of the most powerful in the NHL and saw them establish a new NHL record of 99 power play goals in 1981-82 and they had at least 80 power play goals each of the three years he coached.

Now with the responsibility of stocking the Baltimore franchise and turning the Pittsburgh situation around, Johnston is at the helm of the ship and ready to build a strong team in Pittsburgh.



**LOU ANGOTTI**  
Coach

Lou Angotti was named Coach of the Penguins on July 20, 1983, after spending two years coaching the club's minor league development teams at Erie and Baltimore in the American Hockey League.

The 45-year old native of Toronto, Ontario, played hockey for St. Michaels and graduated in 1958. He went on to play collegiate hockey for Michigan Tech from 1958 to 1962. He was an All American center and helped lead Tech to the NCAA championship in 1961-62.

He turned professional in 1962 with Toronto and played two years in Rochester in the American Hockey League before being traded to the New York Rangers. He played for the Rangers until 1966 when he was traded to Chicago.

Lou was drafted by Philadelphia in the 1967 Expansion Draft and became the first captain of the Flyers. The following year he was traded to Pittsburgh by way of St. Louis. Following the 1968-69 season, he was traded to St. Louis by the Pens, but wound up with Chicago five days later in a draft.

He played four more years with the Black Hawks, and was a member of the team that went from last place to first place in their division in one year, so he knows what it takes to turn a program around in a hurry.

He finished his playing days with St. Louis and was named coach of the Blues replacing Jean Guy Talbot. He was replaced after nine games the following season by Garry Young.

He returned to Chicago where he had a car leasing business and also did some radio and television work for the Black Hawks.

He went back to coaching in 1980 when he was sent to Moncton, New Brunswick, to replace Joe Crozier, who had been moved up by Toronto. Angotti saw his team go to the finals, only to lose the Calder Cup title to Hershey.

He was out of hockey the following year, but sent scouting reports to Pittsburgh. In 1981, on the recommendation of Eddie Johnston, he became the coach of the Pen's farm team in Erie. The following year the franchise shifted to Baltimore.

While coaching the past two years, Lou has been responsible for developing several young players who have moved up to play for both Boston and Pittsburgh. Despite missing the playoffs, Lou got some satisfaction from having the Rookie of the Year, Mitch Lamoureux, and the Best Defenseman, Greg Tebbutt, on his squad.

Lou has been on six championship teams in his career and knows that hard work and sacrifices have to be made to achieve success.

## PENGUIN STAFF




**Ken Schinkel**  
Assistant  
General Manager



**Mike Corrigan**  
Assistant Coach



**Terry Schiffhauer**  
Director of  
Press Relations



**Clare Rothermal**  
Western Scout




**Billy Taylor**  
Eastern Scout



**Albert Mandanici**  
Quebec Scout



**Cindy Himes**  
Press Relations  
Assistant




**Steve Thomas**  
Trainer



**John Doolan**  
Equipment Manager



**Rusty Jones**  
Strength Coach



**Paul Steigerwald**  
Director of  
Marketing



**Mike Lange**  
Voice of the  
Penguins

## CIVIC ARENA



The Civic Arena was opened on September 17, 1961 and was built at a cost of \$22-million which was financed by a combination of private and public funding.

The unique feature of the Civic Arena, which is now operated by the Civic Arena Corporation, a subsidiary of the Edward J. DeBartolo Corporation, is its vast stainless steel retractable roof. The roof is supported by a huge steel cantilever and has no interior support. The roof is divided into eight leaves, two of which are stationary and six which rotate about a pin at the top as they roll along curved rails laid on a reinforced concrete ring girder.

In 1972, the press box was built on top of the control booth. In 1973 the "super boxes" and 1,000 additional seats were added and in 1974 the two balconies were constructed giving the arena a capacity of 16,033 for hockey and 18,500 for other events with floor seating.

### Civic Arena Corporation

<b>George Stewart</b> .....	Executive Vice-President
<b>J. Paul Martha</b> .....	Vice-President
<b>Kim Russell</b> .....	Business Manager
<b>Jack Mathison</b> .....	Vice-President Operations
<b>Eddie Walter</b> .....	Vice-President Finance
<b>Bill Strong</b> .....	Vice-President Communications
<b>Beano Cook</b> .....	Vice-President Public Relations
<b>Tom Rooney</b> .....	Vice-President Advertising & Promotions
<b>Bill Bekavac</b> .....	Vice-President Purchasing
<b>Jack Roberts</b> .....	Director of Building Operations
<b>John Nath</b> .....	Assistant Director of Building Operations
<b>Warren Riefer</b> .....	Events Supervisor
<b>Elaine Feith</b> .....	Office Manager
<b>Tom Wood</b> .....	Box Office Manager
<b>Al Salera</b> .....	Choice Seat Manager
<b>Jim Rozes</b> .....	General Manger Food Services

Photo credit: Eugene Startari

## BALTIMORE SKIPJACKS HOCKEY CLUB

Civic Center - Suite 412  
201 West Baltimore Street  
Baltimore, MD 21201

President ..... **John M. Haas**  
Alternate Governor ..... **Ken Schinkel**  
Executive Vice President ..... **Walter R. Freeman, Jr.**  
Vice President Communications ..... **Timothy M. Donelli**  
Coach ..... **Gene Ubriaco**  
Trainer ..... **Tim Ringler**  
Assistant Trainer ..... **Jim Daly**

The Baltimore Skipjacks of the American Hockey League will serve as the development club for the Penguins this year and the Penguins will be solely responsible for stocking the team.

John M. Haas will serve as President and Governor for the Skipjacks, while Ken Schinkel will assist as Alternate Governor and keep close tabs on the team as Director of Player Personnel.

With Lou Angotti moving up to Pittsburgh, the coaching responsibility falls on the shoulders of one of the brightest coaches in the business, Gene Ubriaco.


Ubriaco, a former Penguin (1967-69) returns to Baltimore where he coached a team in the old Eastern Hockey League in 1979. For the past two years he has been coaching in the Minnesota North Stars system at Nashville and Birmingham. Last year he guided the Birmingham South Stars to the playoff finals in the Central Hockey League only to see his club lose to the Islander's farm team from Indianapolis. For his efforts, "Ubie" was named the CHL's Coach of the Year.

A long time friend and school mate of Lou Angotti, Ubriaco brings to the organization a method of coaching that is unique and brings positive results. He is considered an excellent teacher and motivator and deals more with player's personalities and traits than just goals and assists.


Ubriaco is no stranger to the AHL, having played for Rochester, Hershey, Providence, Baltimore and the old Pittsburgh Hornets. He also played in the NHL for Oakland, Chicago and Pittsburgh. He became a Penguin just one day before the club's inaugural season in 1967-68 when he was traded to the Pens from Hershey.



**John M. Haas**  
President/Governor



**Gene Ubriaco**  
Coach



### BALTIMORE SKIPJACKS 1983-84

DAY	DATE	OPPONENT			
1. Fri.	Oct. 7	at Rochester	41. Sat.	Jan. 7	ROCHESTER
2. Sat.	Oct. 8	at St. Catharines	42. Sun.	Jan. 8	ST. CATHARINES
3. Tue.	Oct. 11	MAINE	43. Wed.	Jan. 11	at New Haven
4. Fri.	Oct. 14	at New Haven	44. Fri.	Jan. 13	at Springfield
5. Sat.	Oct. 15	at Binghamton	45. Sat.	Jan. 14	at Maine
6. Wed.	Oct. 19	ADIRONDACK	46. Sun.	Jan. 15	at Sherbrooke
7. Fri.	Oct. 21	BINGHAMTON	47. Thu.	Jan. 19	at St. Catharines
8. Sun.	Oct. 23	ST. CATHARINES	48. Sat.	Jan. 21	at Springfield
9. Wed.	Oct. 26	SPRINGFIELD	49. Tue.	Jan. 24	HERSHEY
10. Sat.	Oct. 29	at Fredricton	50. Thu.	Jan. 26	FREDRICTON
11. Wed.	Nov. 2	at Novia Scotia	51. Sat.	Jan. 28	at Hershey
12. Fri.	Nov. 4	at Moncton	52. Sun.	Jan. 29	ADIRONDACK
13. Sat.	Nov. 5	at Maine	53. Tue.	Jan. 31	SPRINGFIELD
14. Wed.	Nov. 9	ROCHESTER	54. Fri.	Feb. 3	ROCHESTER
15. Fri.	Nov. 11	NEW HAVEN	55. Sat.	Feb. 4	at Hershey
16. Sat.	Nov. 12	at Adirondack	56. Sun.	Feb. 5	HERSHEY
17. Sun.	Nov. 13	HERSHEY	57. Sat.	Feb. 11	at Binghamton
18. Sat.	Nov. 19	at Hershey	58. Sun.	Feb. 12	ROCHESTER
19. Sun.	Nov. 20	BINGHAMTON	59. Wed.	Feb. 15	NEW HAVEN
20. Tue.	Nov. 22	FREDRICTON	60. Fri.	Feb. 17	at Binghamton
21. Wed.	Nov. 23	at New Haven	61. Sat.	Feb. 18	BINGHAMTON
22. Fri.	Nov. 25	MONCTON	62. Wed.	Feb. 22	at Hershey
23. Sat.	Nov. 26	at St. Catharines	63. Fri.	Feb. 24	HERSHEY
24. Wed.	Nov. 30	at Hershey	64. Sun.	Feb. 26	NOVA SCOTIA
25. Fri.	Dec. 2	at Rochester	65. Wed.	Feb. 29	SHERBROOKE
26. Sun.	Dec. 4	at St. Catharines	66. Fri.	Mar. 2	ST. CATHARINES
27. Tue.	Dec. 6	MAINE	67. Sun.	Mar. 4	MONCTON
28. Fri.	Dec. 9	at Rochester	68. Wed.	Mar. 7	HERSHEY
29. Sun.	Dec. 11	ST. CATHARINES	69. Sat.	Mar. 10	at Binghamton
30. Wed.	Dec. 14	NEW HAVEN	70. Sun.	Mar. 11	NOVA SCOTIA
31. Sat.	Dec. 17	at Hershey	71. Wed.	Mar. 14	SHERBROOKE
32. Sun.	Dec. 18	HERSHEY	72. Fri.	Mar. 16	ST. CATHARINES
33. Wed.	Dec. 21	SPRINGFIELD	73. Sat.	Mar. 17	at Springfield
34. Fri.	Dec. 23	BINGHAMTON	74. Sun.	Mar. 18	at Nova Scotia
35. Mon.	Dec. 26	at Rochester	75. Wed.	Mar. 21	at Moncton
36. Wed.	Dec. 28	at Adirondack	76. Sat.	Mar. 24	at Fredricton
37. Thu.	Dec. 29	BINGHAMTON	77. Sun.	Mar. 25	at Sherbrooke
38. Sat.	Dec. 31	at Binghamton	78. Wed.	Mar. 28	at Hershey
39. Tue.	Jan. 3	HERSHEY	79. Sat.	Mar. 31	at St. Catharines
40. Thu.	Jan. 5	ROCHESTER	80. Sun.	Apr. 1	at Rochester

### RECORD - YEAR BY YEAR

YEAR	GP	W	L	T	PTS	GF	GA	FINISH
1982-83	80	18	53	9	45	257	394	Sixth
1981-82	80	31	36	13	75	310	337	Fourth*
1980-81	80	30	37	13	73	302	345	Third*
1979-80	80	30	37	13	73	251	303	Third*
1978-79	80	36	31	13	85	281	279	Second*
1977-78	80	25	37	18	68	254	321	Fourth
1976-77	80	34	33	13	81	240	252	Third*
1975-76	80	35	33	12	82	339	303	Third*
1974-75	80	37	28	15	89	326	289	Third*
1973-74	78	28	41	9	65	242	273	Fifth
1972-73	78	32	37	9	73	257	265	Fifth
1971-72	78	26	38	14	66	220	258	Fourth*
1970-71	78	21	37	20	62	221	240	Sixth
1969-70	76	26	38	12	64	182	238	Second*
1968-69	76	20	45	11	51	189	252	Fifth
1967-68	74	27	34	34	67	195	216	Fifth
<b>TOTAL</b>	<b>1258</b>	<b>456</b>	<b>595</b>	<b>207</b>	<b>1119</b>	<b>4066</b>	<b>4565</b>	

\* Qualified for Stanley Cup Playoffs

### AWAY RECORD

YEAR	GP	W	L	T	PTS	GF	GA
1982-83	40	4	31	5	13	123	224
1981-82	40	10	25	5	25	143	194
1980-81	40	9	21	10	28	142	191
1979-80	40	10	24	6	26	106	169
1978-79	40	13	19	8	34	129	159
1977-78	40	9	22	9	27	111	174
1976-77	40	12	21	7	31	101	133
1975-76	40	12	22	6	30	143	166
1974-75	40	12	23	5	29	134	176
1973-74	39	13	23	3	29	118	157
1972-73	39	8	26	5	21	107	161
1971-72	39	8	24	8	24	88	133
1970-71	39	3	25	11	17	95	148
1969-70	38	9	25	4	22	77	130
1968-69	38	8	25	5	21	90	139
1967-68	37	12	22	3	27	80	115
<b>TOTAL</b>	<b>629</b>	<b>152</b>	<b>377</b>	<b>100</b>	<b>404</b>	<b>1787</b>	<b>2569</b>

### HOME RECORD

YEAR	GP	W	L	T	PTS	GF	GA
1982-83	40	14	22	4	32	134	170
1981-82	40	21	11	8	50	167	143
1980-81	40	21	16	3	45	160	154
1979-80	40	20	13	7	47	145	134
1978-79	40	23	12	5	51	152	120
1977-78	40	16	15	9	41	143	147
1976-77	40	22	12	6	50	139	119
1975-76	40	23	11	6	52	196	137
1974-75	40	25	5	10	60	192	113
1973-74	39	15	18	6	36	124	116
1972-73	39	24	11	4	52	150	104
1971-72	39	18	15	6	42	132	125
1970-71	39	18	12	9	45	126	92
1969-70	38	17	13	8	42	105	108
1968-69	38	12	20	6	30	99	113
1967-68	37	15	12	10	40	115	101
<b>TOTAL</b>	<b>629</b>	<b>304</b>	<b>218</b>	<b>107</b>	<b>715</b>	<b>2279</b>	<b>1996</b>

### PENGUIN COACHES & RECORDS

Year	Name	GP	W	L	T	PTS	PCT
1967-68	Red Sullivan	74	27	34	13	67	.453
	Fifth in Western Division—Did not make playoffs						
1968-69	Red Sullivan	76	20	45	11	51	.336
	Fifth in Western Division—Did not make playoffs						
1969-70	Red Kelly	76	26	38	12	64	.421
	Second in Western Division—Eliminated Oakland Seals 4-0 in Quarter-Finals; Lost to St. Louis Blues 4-2 in Semi-Finals						
1970-71	Red Kelly	78	21	37	20	62	.397
	Sixth in Western Division—Did not make playoffs						
1971-72	Red Kelly	78	26	38	14	66	.423
	Fourth in Western Division—Lost to Chicago Black Hawks 4-0 in Quarter-Finals						
1972-73	Red Kelly	42	17	19	6	40	.476
	Ken Schinkel	36	15	18	3	33	.458
	Fifth in Western Division—Did not make playoffs						
1973-74	Ken Schinkel	50	14	31	5	33	.330
	Marc Boileau	28	14	10	4	32	.571
	Fifth in Western Division—Did not make playoffs						
1974-75	Marc Boileau	80	37	28	15	89	.556
	Third in Norris Division—Eliminated St. Louis Blues 2-0 in Preliminary Round; Lost to New York Islanders 4-3 in Quarter-Finals						
1975-76	Marc Boileau	43	15	23	5	35	.407
	Ken Schinkel	37	20	10	7	47	.635
	Third in Norris Division—Lost to Toronto Maple Leafs 2-1 in Preliminary Round						
1976-77	Ken Schinkel	80	34	33	13	81	.506
	Third in Norris Division—Lost to Toronto Maple Leafs 2-1 in Preliminary Round						
1977-78	Johnny Wilson	80	25	37	18	68	.425
	Fourth in Norris Division—Did not make playoffs						
1978-79	Johnny Wilson	80	36	31	13	85	.531
	Second in Norris Division—Eliminated Buffalo Sabres 2-1 in Preliminary Round; Lost to Boston Bruins 4-0 in Quarter-Finals						
1979-80	Johnny Wilson	80	30	37	13	73	.456
	Third in Norris Division—Lost to Boston Bruins 3-2 in Preliminary Round						
1980-81	Eddie Johnston	80	30	37	13	73	.456
	Third in Norris Division—Lost to St. Louis Blues 3-2 in Preliminary Round						
1981-82	Eddie Johnston	80	31	36	13	75	.469
	Fourth in Patrick Division—Lost to New York Islanders 3-2 in Preliminary Round						
1982-83	Eddie Johnston	80	18	53	9	45	.563
	Sixth in Patrick Division—Did not make playoffs						

**PHILLIPPE RICHARD BOURQUE (PHIL)**


Defense 6'1" 190 lbs.

Age: 21 (June 8, 1962)

Born: Chelmsford, Massachusetts

Shoots: Left

Acquired: Signed as free agent



The first answer that Phil Bourque has to give to inquisitive reporters is the fact that he is not related to Boston's Ray Bourque. He hails from the Boston area and lists Bobby Orr as the player he has admired the most while growing up. Phil came to Pittsburgh's camp as a free agent last year and earned a pro contract and a season with Baltimore in the American Hockey League. It appears that he is ready to move up to the NHL this year and his solid body checks and mid-ice hip checks will keep forwards on their toes. He played for former Penguin defenseman Jim Morrison, who coached the Kingston Canadiens, Phil's last junior club.

Season Club	League	Regular Season				Playoffs					
		GP	G	A	PTS	PIM	GP	G	A	PTS	PIM
1982-83 Baltimore	AHL	65	1	15	16	93	-	-	-	-	-

**PATRICK MICHAEL BOUTETTE (PAT)**

Left Wing 5'8" 175 lbs.


Age: 31 (March 1, 1952)

Born: Windsor, Ontario

Shoots: Left

Acquired: Compensation from Hartford in 1981

Drafted: Toronto's 9th choice, 139th over-all, in 1972 Amateur Draft.



Pat Boutette starts his ninth year in the NHL and third with the Pens. He has not missed a game because of injury since his rookie year and has played in 601 consecutive games. He scored his first two career hat tricks last year in the space of two weeks against Vancouver and Washington. He needs 5 points for 400 in the NHL. Pat has won the Unsung Hero and Player's Player awards in his two years with the Pens. He led the club with 4 game-winning goals and scored 20 of his 27 goals in the first half of the season. He and Doug Shedden both scored shorthanded on the same penalty in a game against Hartford. The former University of Minnesota-Duluth All American led the team in shooting percentage with a 19.0 mark on 27 goals in 142 shots.

Season Club	League	Regular Season						Playoffs			
		GP	G	A	PTS	PIM	GP	G	A	PTS	PIM
1969-70 London	OHA	53	11	17	28	87	-	-	-	-	-
1970-71 U. of Minn.	WCHA	33	18	13	31	86	-	-	-	-	-
1971-72 U. of Minn.	WCHA	34	17	20	37	71	-	-	-	-	-
1972-73 U. of Minn.	WCHA	34	18	45	63	91	-	-	-	-	-
1973-74 Okla. City	CHL	70	17	34	51	118	10	0	7	7	35
1974-75 Okla. City	CHL	77	26	42	68	163	5	2	4	6	4
1975-76 Toronto	NHL	77	10	22	32	140	10	1	4	5	16
1976-77 Toronto	NHL	80	18	18	36	107	9	0	4	4	17
1977-78 Toronto	NHL	80	17	19	36	120	13	3	3	6	40
1978-79 Toronto	NHL	80	14	19	33	136	6	2	2	4	22
1979-80 Toronto	NHL	32	0	4	4	17	-	-	-	-	-
1979-80 Hartford	NHL	47	13	31	44	75	3	1	0	1	6
1980-81 Hartford	NHL	80	28	52	80	160	-	-	-	-	-
1981-82 PITTSBURGH	NHL	80	23	51	74	230	5	3	1	4	8
1982-83 PITTSBURGH	NHL	80	27	29	56	152	-	-	-	-	-
NHL Totals		636	150	245	395	1137	46	10	14	24	109
PGH Totals		160	50	80	130	382	5	3	1	4	8

Traded to **HARTFORD** by **TORONTO** for Bob Stephenson, December 24, 1979. Traded to **PITTSBURGH** by **HARTFORD** with Kevin McClelland, June 29, 1981 for Hartford's signing of Greg Millen as free agent, June 15, 1981.



**RANDY KEITH BOYD (RANDY)**

Defense 5'11" 192 lbs.

Age: 21 (January 23, 1962)

Born: Coniston, Ontario

Shoots: Left

Acquired: 1980 Entry Draft (3rd round)

Drafted: Pittsburgh's 2nd choice,  
51st over-all, in 1980 Entry Draft.

Randy Boyd came to training camp in the best shape of his brief career and will have his hands full in claiming a spot on the Penguins. He played 56 games with Pittsburgh and 21 with Baltimore. In 1980-81 he won the Max Kaminsky Trophy as the Most Outstanding Defenseman in the Ontario Hockey Association. Randy has the ability and potential to be a standout in the NHL, but his work will be cut out for him to be a regular with the Penguins for the entire season.

Season Club	League	Regular Season					Playoffs				
		GP	G	A	PTS	PIM	GP	G	A	PTS	PIM
1979-80 Ottawa	OHA	65	3	21	24	148	-	-	-	-	-
1980-81 Ottawa	OHA	64	11	43	54	225	7	2	3	5	35
1981-82 Ottawa	OHA	26	9	29	38	51	-	-	-	-	-
<b>1981-82 PITTSBURGH</b>	<b>NHL</b>	<b>23</b>	<b>0</b>	<b>2</b>	<b>2</b>	<b>49</b>	<b>3</b>	<b>0</b>	<b>0</b>	<b>0</b>	<b>11</b>
<b>1982-83 PITTSBURGH</b>	<b>NHL</b>	<b>56</b>	<b>4</b>	<b>14</b>	<b>18</b>	<b>71</b>	-	-	-	-	-
1982-83 Baltimore	AHL	21	5	10	15	43	-	-	-	-	-
<b>NHL Totals</b>		<b>79</b>	<b>4</b>	<b>16</b>	<b>20</b>	<b>120</b>	<b>3</b>	<b>0</b>	<b>0</b>	<b>0</b>	<b>11</b>
<b>PGH Totals</b>		<b>79</b>	<b>4</b>	<b>16</b>	<b>20</b>	<b>120</b>	<b>3</b>	<b>0</b>	<b>0</b>	<b>0</b>	<b>11</b>

**MICHAEL BRIAN BULLARD (MIKE)**


Centr 5'10" 183 lbs.

Age: 22 (March 10, 1961)

Born: Ottawa, Ontario

Shoots: Left

Acquired: 1980 Entry Draft (1st round)


Drafted: Pittsburgh's 1st choice,  
9th over-all, in 1980 Entry Draft.

Mike Bullard missed training camp and 20 games because of mono-nucleosis and his loss was a drastic blow to the Penguins' season in 1982-83. He set the club record for goals by a rookie in 1981-82 with 36 goals and also led the NHL in shooting percentage that year with a 25.5 mark. If Mike can stay healthy and avoid injury, he has the ability to score 50 goals and should center one of the two strong power play units for the Pens. "The Bullet" lists Jean Beliveau as the player he would like to pattern himself after as his career takes shape.

Season Club	League	Regular Season					Playoffs				
		GP	G	A	PTS	PIM	GP	G	A	PTS	PIM
1978-79 Brantford	OHA	66	43	56	99	66	-	-	-	-	-
1979-80 Brantford	OHA	66	66	84	150	86	-	-	-	-	-
1980-81 Brantford	OHA	42	47	60	107	55	6	4	5	9	10
<b>1980-81 PITTSBURGH</b>	<b>NHL</b>	<b>15</b>	<b>1</b>	<b>2</b>	<b>3</b>	<b>19</b>	<b>4</b>	<b>3</b>	<b>3</b>	<b>6</b>	<b>0</b>
<b>1981-82 PITTSBURGH</b>	<b>NHL</b>	<b>75</b>	<b>36</b>	<b>27</b>	<b>63</b>	<b>91</b>	<b>5</b>	<b>1</b>	<b>1</b>	<b>2</b>	<b>4</b>
<b>1982-83 PITTSBURGH</b>	<b>NHL</b>	<b>57</b>	<b>22</b>	<b>22</b>	<b>44</b>	<b>60</b>	-	-	-	-	-
<b>NHL Totals</b>		<b>147</b>	<b>59</b>	<b>51</b>	<b>110</b>	<b>170</b>	<b>9</b>	<b>4</b>	<b>4</b>	<b>8</b>	<b>4</b>
<b>PGH Totals</b>		<b>147</b>	<b>59</b>	<b>51</b>	<b>110</b>	<b>170</b>	<b>9</b>	<b>4</b>	<b>4</b>	<b>8</b>	<b>4</b>

**ROD DALE BUSKAS (ROD)**

Defense 6'1" 197 lbs.  
 Age: 22 (January 7, 1961)  
 Born: Wetaskiwin, Alberta  
 Shoots: Right  
 Acquired: 1981 Entry Draft (6th round)  
 Drafted: Pittsburgh's 5th choice,  
 112th over-all, in 1981 Entry Draft.




Rod Buskas spent a year and a half playing in the American Hockey League under Lou Angotti at Erie and Baltimore and spent a half a season with the Penguins. Rod picked up over 100 penalty minutes in his stint with the Pens and let it be known he would not back down from the rough play. He describes himself as a defensive defenseman and may be one of the new Penguins to crack the lineup for the coming season.

Season Club	League	Regular Season					Playoffs				
		GP	G	A	PTS	PIM	GP	G	A	PTS	PIM
1978-79 Medicine Hat	WCHL	34	1	12	13	60	-	-	-	-	-
1979-80 Medicine Hat	WHL	72	7	40	47	284	16	1	6	7	31
1980-81 Medicine Hat	WHL	72	14	46	60	164	5	1	1	2	8
1981-82 Erie	AHL	69	1	18	19	78	-	-	-	-	-
1982-83 Baltimore	AHL	31	2	8	10	45	-	-	-	-	-
1982-83 PITTSBURGH	NHL	41	2	2	4	102	-	-	-	-	-
<b>NHL Totals</b>		41	2	2	4	102	-	-	-	-	-
<b>PGH Totals</b>		41	2	2	4	102	-	-	-	-	-

**RANDY ROBERT CARLYLE (RANDY)**

Defense 5'10" 200 lbs.  
 Age: 27 (April 19, 1956)  
 Born: Sudbury, Ontario  
 Shoots: Left  
 Acquired: Trade with Toronto in 1978  
 Drafted: Toronto's 1st choice,  
 30th over-all, in 1976 Amateur Draft.



Captain Randy Carlyle needed only a few days of training camp to assure Coach Lou Angotti that he would serve again as Captain of the Pens. Under Angotti's style of play the defensemen won't need to rush the puck as much as in the past, and although Carlyle's point totals may slip, his overall play is expected to improve. Last year he set a club record with 8 power play goals by a defenseman and has scored 146 of his 297 points with the Pens on the power play.

The former Norris Trophy Winner and First Team All Star needs 4 goals, 44 assists and 47 points to become Pittsburgh's all-time leader in those categories for defensemen.


Season Club	League	Regular Season					Playoffs				
		GP	G	A	PTS	PIM	GP	G	A	PTS	PIM
1973-74 Sudbury	OHA	12	0	8	8	21	-	-	-	-	-
1974-75 Sudbury	OHA	67	17	47	64	118	-	-	-	-	-
1975-76 Sudbury	OHA	60	15	64	79	126	-	-	-	-	-
1976-77 Dallas	CHL	26	2	7	9	63	-	-	-	-	-
1976-77 Toronto	NHL	45	0	5	5	51	9	0	1	1	20
1977-78 Dallas	CHL	21	3	14	17	31	-	-	-	-	-
1977-78 Toronto	NHL	49	2	11	13	31	7	0	1	1	8
1978-79 PITTSBURGH	NHL	70	13	34	47	78	7	0	0	0	12
1979-80 PITTSBURGH	NHL	67	8	28	36	45	5	1	0	1	4
1980-81 PITTSBURGH**	NHL	76	16	67	83	136	5	4	5	9	9
1981-82 PITTSBURGH	NHL	73	11	64	75	131	5	1	3	4	16
1982-83 PITTSBURGH	NHL	61	15	41	56	110	-	-	-	-	-
<b>NHL Totals</b>		441	65	250	315	582	38	6	10	16	69
<b>PGH Totals</b>		347	63	234	297	500	22	6	8	14	41

\*\* Won James Norris Memorial Trophy & First All Star Team

Traded to **PITTSBURGH** by **TORONTO** with George Ferguson for Dave Burrows, June 14, 1978.

**MARC CHORNEY**

Defense 6'0" 200 lbs.  
 Age: 23 (November 8, 1959)  
 Born: Sudbury, Ontario  
 Shoots: Left  
 Acquired: 1979 Amateur Draft  
 (6th round)  
 Drafted: Pittsburgh's 5th choice,  
 115th over-all, in 1979 Entry Draft.



Marc Chorney is a former All American defenseman from the University of North Dakota and starts his third full year with the Pens. Marc held the distinction of scoring goals on his first shot on goal in 1980-81 and in 1981-82. While playing for North Dakota, Marc was a member of the 1980 NCAA championship team and the 1979 second place team. Marc was also a member of the NCAA Tournament All Stars.

Season Club	League	Regular Season					Playoffs				
		GP	G	A	PTS	PIM	GP	G	A	PTS	PIM
1977-78 U. of N. Dakota	WCHA	38	1	8	9	54	-	-	-	-	-
1978-79 U. of N. Dakota	WCHA	31	5	11	16	70	-	-	-	-	-
1979-80 U. of N. Dakota	WCHA	39	7	38	45	54	-	-	-	-	-
1980-81 U. of N. Dakota	WCHA	35	8	34	42	72	-	-	-	-	-
<b>1980-81 PITTSBURGH</b>	<b>NHL</b>	<b>8</b>	<b>1</b>	<b>6</b>	<b>7</b>	<b>14</b>	<b>2</b>	<b>0</b>	<b>1</b>	<b>1</b>	<b>2</b>
1981-82 Erie	AHL	6	1	3	4	4	-	-	-	-	-
<b>1981-82 PITTSBURGH</b>	<b>NHL</b>	<b>60</b>	<b>1</b>	<b>6</b>	<b>7</b>	<b>63</b>	<b>5</b>	<b>0</b>	<b>0</b>	<b>0</b>	<b>0</b>
<b>1982-83 PITTSBURGH</b>	<b>NHL</b>	<b>67</b>	<b>3</b>	<b>5</b>	<b>8</b>	<b>66</b>	-	-	-	-	-
<b>NHL Totals</b>		<b>135</b>	<b>5</b>	<b>17</b>	<b>22</b>	<b>143</b>	<b>7</b>	<b>0</b>	<b>1</b>	<b>1</b>	<b>2</b>
<b>PGH Totals</b>		<b>135</b>	<b>5</b>	<b>17</b>	<b>22</b>	<b>143</b>	<b>7</b>	<b>0</b>	<b>1</b>	<b>1</b>	<b>2</b>

**MICHEL DION**

Goaltender 5'10" 184 lbs.  
 Age: 29 (February 11, 1954)  
 Born: Granby, Quebec  
 Catches: Left  
 Acquired: Signed as Free Agent



Michel Dion is the first player who would like to forget 1982-83 and look forward to a new season. Michel played in 49 games and won 12 times while losing 30 and playing in four ties. After an outstanding playoff series against the Islanders, fans know the ability that Dion has to be one of the league's best goaltenders. Michel was the starting goalie in the 1982 All Star game and was picked as the Booster Club's Star of the Game Award winner for the second straight year. He was the Club's Most Valuable Player in 1981-82.

Season	Team	League	Regular Season					Playoffs				
			GP	MP	GA	SO	AVG	GP	MP	GA	SO	AVG
1972-73	Montreal	QJHL	8		39	0	4.87	-	-	-	-	-
1973-74	Montreal	QJHL	31	1836	135	0	4.41	-	-	-	-	-
1974-75	Mohawk Valley	NAHL	28	1476	96	0	3.90	3	189	9	0	3.00
1974-75	Indianapolis	WHA	1	60	4	0	4.00	-	-	-	-	-
1975-76	Mohawk Valley	NAHL	22	1295	83	0	3.84	-	-	-	-	-
1975-76	Indianapolis	WHA	31	1860	85	0	2.74*	3	126	5	0	3.26
1976-77	Indianapolis	WHA	42	2286	128	1	3.36	4	245	17	0	4.16
1977-78	Cincinnati	WHA	45	2356	140	4*	3.57	-	-	-	-	-
1978-79	Cincinnati	WHA	30	1681	93	0	3.32	-	-	-	-	-
1979-80	Quebec	NHL	50	2773	171	2	3.70	-	-	-	-	-
1980-81	Indianapolis	CHL	6	364	19	0	3.13	-	-	-	-	-
1980-81	Quebec	NHL	12	688	61	0	5.32	-	-	-	-	-
1980-81	Winnipeg	NHL	14	757	61	0	4.83	-	-	-	-	-
1981-82	PITTSBURGH	NHL	62	3580	226	0	3.79	5	304	22	0	4.34
1982-83	PITTSBURGH	NHL	49	2791	198	0	4.26	-	-	-	-	-
<b>NHL Totals</b>			<b>187</b>	<b>10589</b>	<b>717</b>	<b>2</b>	<b>4.06</b>	<b>5</b>	<b>304</b>	<b>22</b>	<b>0</b>	<b>4.34</b>
<b>PGH Totals</b>			<b>111</b>	<b>6371</b>	<b>424</b>	<b>0</b>	<b>3.99</b>	<b>5</b>	<b>304</b>	<b>22</b>	<b>0</b>	<b>4.34</b>

Sold to **WINNIPEG** by **QUEBEC**, February 10, 1981. Signed with **PITTSBURGH** as free agent, June 30, 1981.

**PAUL MALONE GARDNER (PAUL)**


Center 6'0" 193 lbs.

Age: 27 (March 5, 1956)

Born: Fort Erie, Ontario

Shoots: Left

Acquired: Trade with Toronto in 1980

Drafted: Kansas City's 1st choice,  
11th over-all, in 1976 Amateur Draft.

Paul Gardner has led the NHL in power play goals in each of the last two seasons. He has scored 59 of 98 goals on the power play for the Pens and has tallied 111 of 198 points while the Pens were holding the manpower advantage. His first goal of the year will be his 200th in the NHL and he needs only 2 goals for 100 as a Penguin. The only Penguin ever to score four goals in one game, he now ranks 12th on the all-time point list. Now starting his eighth year in the NHL and fourth with Pittsburgh.

Season Club	League	Regular Season					Playoffs				
		GP	G	A	PTS	PIM	GP	G	A	PTS	PIM
1974-75 Oshawa	OHA	64	27	36	63	54	-	-	-	-	-
1975-76 Oshawa	OHA	65	69	75	144	75	-	-	-	-	-
1976-77 Rhode Island	AHL	14	10	4	14	12	-	-	-	-	-
1976-77 Colorado	NHL	60	30	29	59	25	-	-	-	-	-
1977-78 Colorado	NHL	46	30	22	52	29	-	-	-	-	-
1978-79 Colorado	NHL	64	23	26	49	32	-	-	-	-	-
1978-79 Toronto	NHL	11	7	2	9	0	6	0	1	1	4
1979 Toronto	NHL	45	11	13	24	10	-	-	-	-	-
1979-80 New Brunswick	AHL	20	11	16	27	14	15	10	5	15	2
1980-81 Springfield	NHL	14	9	12	21	6	-	-	-	-	-
1980-81 PITTSBURGH	NHL	62	34	40	74	59	5	1	0	1	8
1981-82 PITTSBURGH	NHL	59	36	33	69	28	5	1	5	6	2
1982-83 PITTSBURGH	NHL	70	28	27	55	12	-	-	-	-	-
<b>NHL Totals</b>		<b>417</b>	<b>199</b>	<b>192</b>	<b>391</b>	<b>195</b>	<b>16</b>	<b>2</b>	<b>6</b>	<b>8</b>	<b>14</b>
<b>PGH Totals</b>		<b>191</b>	<b>98</b>	<b>100</b>	<b>198</b>	<b>99</b>	<b>10</b>	<b>2</b>	<b>5</b>	<b>7</b>	<b>10</b>

Traded to **TORONTO** by **COLORADO** for Don Ashby and Trevor Johansen, March 13, 1979. Traded to **PITTSBURGH** by **TORONTO** with Dave Burrows for Kim Davis and Paul Marshall and future considerations, November 8, 1980.

**STEVE GATZOS**


Right Wing 5'11" 182 lbs.

Age: 22 (June 22, 1961)

Born: Toronto, Ontario

Shoots: Right

Acquired: 1981 Entry Draft (2nd round)

Drafted: Pittsburgh's 1st choice,  
28th over-all, in 1981 Entry Draft.

Steve Gatzos is expected to start this year in Baltimore, but gives the Penguins depth at right wing if he can regain his scoring touch that saw him score 78 goals in his final year of junior hockey. A shoulder injury and surgery limited his playing time in Pittsburgh last year to just 44 games. He scored his first NHL goal against Gilles Meloche on his first shot in his first NHL game.

Season Club	League	Regular Season					Playoffs				
		GP	G	A	PTS	PIM	GP	G	A	PTS	PIM
1978-79 S. Ste. Marie	OHA	36	3	9	12	21	-	-	-	-	-
1979-80 S. Ste. Marie	OHA	64	36	38	74	64	-	-	-	-	-
1980-81 S. Ste. Marie	OHA	68	78	50	128	114	19	16	9	25	23
1981-82 Erie	AHL	54	18	19	37	67	-	-	-	-	-
1981-82 PITTSBURGH	NHL	16	6	8	14	29	-	-	-	-	-
1982-83 PITTSBURGH	NHL	44	6	7	13	52	-	-	-	-	-
1982-83 Baltimore	AHL	12	5	4	9	22	-	-	-	-	-
<b>NHL Totals</b>		<b>60</b>	<b>12</b>	<b>15</b>	<b>27</b>	<b>81</b>	-	-	-	-	-
<b>PGH Totals</b>		<b>60</b>	<b>12</b>	<b>15</b>	<b>27</b>	<b>81</b>	-	-	-	-	-

**DENIS HERRON**

Goaltender 5'11" 165 lbs.  
 Age: 31 (June 18, 1952)  
 Born: Chambly, Quebec  
 Catches: Left  
 Acquired: Trade with Montreal in 1982  
 Drafted: Pittsburgh's 3rd choice,  
 40th over-all, in 1972 Amateur Draft.



Denis Herron registered the only shutout for the Pens last year, but as luck would have it, the game was a scoreless tie with Philadelphia. Herron has 8 career shutouts and will be remembered for posting away shutout wins in his first two road starts as a rookie in 1972. Herron is in his third tour of duty with the Pens and was a member of the Vezina Trophy winning Montreal Canadiens in 1982. He also led the NHL with a 2.64 average and 3 shutouts that year.

Season	Club	League	Regular Season					Playoffs				
			GP	MP	GA	SO	AVG	GP	MP	GA	SO	AVG
1969-70	Three Rivers	QJHL	2	-	10	-	6.25	-	-	-	-	-
1970-71	Three Rivers	QJHL	33	-	136	0	4.12	-	-	-	-	-
1971-72	Three Rivers	QJHL	40	-	160	2	4.00	-	-	-	-	-
1972-73	PITTSBURGH	NHL	18	967	55	2	3.41	-	-	-	-	-
1972-73	Hershey	AHL	21	1185	63	0	3.19	4	240	16	0	4.00
1973-74	PITTSBURGH	NHL	5	260	18	0	4.15	-	-	-	-	-
1973-74	Salt Lake	WHL	9	530	32	0	3.62	-	-	-	-	-
1973-74	Hershey	AHL	17	967	52	0	3.22	4	242	7	0	1.73
1974-75	Hershey	AHL	12	615	45	0	4.39	-	-	-	-	-
1974-75	PITTSBURGH	NHL	3	108	11	0	6.11	-	-	-	-	-
1974-75	Kansas City	NHL	22	1280	80	0	3.75	-	-	-	-	-
1975-76	Kansas City	NHL	64	3620	243	0	4.03	-	-	-	-	-
1976-77	PITTSBURGH	NHL	34	1920	94	1	2.94	3	180	11	0	3.67
1977-78	PITTSBURGH	NHL	60	3534	210	0	3.57	-	-	-	-	-
1978-79	PITTSBURGH	NHL	56	3208	180	0	3.37	7	421	24	0	3.42
1979-80	Montreal	NHL	34	1909	80	0	2.51	5	300	15	0	3.00
1980-81	Montreal	NHL	25	1147	67	1	3.50	-	-	-	-	-
1981-82	Montreal	NHL	27	1547	68	3*	2.64*	-	-	-	-	-
1982-83	PITTSBURGH	NHL	31	1707	151	1	5.31	-	-	-	-	-
NHL Totals			379	21207	1257	8	3.56	15	901	50	0	3.33
PGH Totals			207	11704	719	4	3.69	10	601	34	0	3.40

Traded to **KANSAS CITY** by **PITTSBURGH** with Jean-Guy Lagace for Michel Plasse, January 10, 1975. Signed by **PITTSBURGH** as free agent, August 7, 1976. **COLORADO** received from **PITTSBURGH** Michel Plasse and Simon Nolet as compensation. Traded to **MONTREAL** by **PITTSBURGH** with Pittsburgh's second round choice (Jocelyn Gauvreau) in 1982 Entry Draft for Pat Hughes and Robert Holland, August 30, 1979. Traded to **PITTSBURGH** by **MONTREAL** for third round Entry Draft choice in 1985 Entry Draft.

**GREGORY HOTHAM (GREG)**

Defense 5'11" 183 lbs.  
 Age: 27 (March 7, 1956)  
 Born: London, Ontario  
 Shoots: Right  
 Acquired: Trade with Toronto in 1982  
 Drafted: Toronto's 5th choice,  
 84th over-all, in 1976 Amateur Draft.




Greg Hotham got off to a tremendous start last year and had 20 points in 20 games. A sprained knee, a separated shoulder and back injury limited him to 58 games. He picked up 17 of his 30 assists on the power play. He led all players in scoring against New Jersey with 9 assists.

Season	Club	League	Regular Season					Playoffs				
			GP	G	A	PTS	PIM	GP	G	A	PTS	PIM
1973-74	Aurora	OPJL	44	10	22	32	120	-	-	-	-	-
1974-75	Aurora	OPJL	27	14	10	24	46	-	-	-	-	-
1974-75	Kingston	OHA	31	1	14	15	49	-	-	-	-	-
1975-76	Kingston	OHA	49	10	32	42	76	-	-	-	-	-
1976-77	Saginaw	IHL	69	4	33	37	100	-	-	-	-	-
1977-78	Saginaw	IHL	80	13	59	72	56	-	-	-	-	-
1977-78	Dallas	CHL	-	-	-	-	-	5	0	2	2	7
1978-79	New Brunswick	AHL	76	9	27	36	86	5	0	2	2	6
1979-80	Toronto	NHL	46	3	10	13	10	-	-	-	-	-
1979-80	New Brunswick	AHL	21	1	6	7	10	17	2	8	10	26
1980-81	Toronto	NHL	11	1	1	2	11	-	-	-	-	-
1980-81	New Brunswick	AHL	68	8	48	56	80	11	1	6	7	16
1981-82	Toronto	NHL	3	0	0	0	0	-	-	-	-	-
1981-82	Cincinnati	CHL	46	10	33	43	94	-	-	-	-	-
1981-82	PITTSBURGH	NHL	25	4	6	10	16	5	0	3	3	6
1982-83	PITTSBURGH	NHL	58	2	30	32	39	-	-	-	-	-
NHL Totals			143	10	47	57	76	5	0	3	3	6
PGH Totals			83	6	36	42	55	5	0	3	3	6

Traded to **PITTSBURGH** by **TORONTO** for Pittsburgh's sixth round choice (Craig Kales) in 1982 Entry Draft, February 3, 1982.

**TIM HRYNEWICH**

Left Wing 5'11" 187 lbs.  
 Age: 20 (October 2, 1963)  
 Born: Leamington, Ohio  
 Shoots: Left  
 Acquired: 1983 Entry Draft (2nd round)  
 Drafted: Pittsburgh's second choice,  
 38th over-all, in 1982 Entry Draft.




Tim Hrynewich (Ha-wren-ah-witch) played 30 games for Pittsburgh last year and then returned to Sudbury of the OHA where he scored 21 goals in 23 games. A strong two-way player, he has bulked up to over 200 pounds and figures strongly in the Pens future plans.

Season Club	League	Regular Season					Playoffs				
		GP	G	A	PTS	PIM	GP	G	A	PTS	PIM
1980-81 Sudbury	OHA	65	25	17	42	104	-	-	-	-	-
1981-82 Sudbury	OHA	64	29	41	70	144	-	-	-	-	-
1982-83 Sudbury	OHA	23	21	16	37	65	-	-	-	-	-
1982-83 Baltimore	AHL	9	2	1	3	6	-	-	-	-	-
1982-83 PITTSBURGH	NHL	30	2	3	5	48	-	-	-	-	-
<b>NHL Totals</b>		<b>30</b>	<b>2</b>	<b>3</b>	<b>5</b>	<b>48</b>	-	-	-	-	-
<b>PGH Totals</b>		<b>30</b>	<b>2</b>	<b>3</b>	<b>5</b>	<b>48</b>	-	-	-	-	-

**RICK THOMAS KEHOE (RICK)**

Right Wing 5'11" 180 lbs.  
 Age: 32 (July 15, 1951)  
 Born: Windsor, Ontario  
 Shoots: Right  
 Acquired: Trade with Toronto in 1974  
 Drafted: Toronto's 1st choice,  
 22nd over-all, in 1971 Amateur Draft.



Rick Kehoe has led the club in goals and points in three of the last four years. He needs 14 points and 22 goals to surpass Jean Pronovost as the all-time leader in both categories for the Pens. The former Lady Byng Trophy winner picked up his eighth career hat trick against Detroit on December 23. He led the club in shots on goal with 203. He is also Pittsburgh's most productive player on the power play with 88 goals and 108 assists for 196 points. He also represented Pittsburgh in the NHL All Star game in New York, his second mid-season appearance.

Season Club	League	Regular Season					Playoffs				
		GP	G	A	PTS	PIM	GP	G	A	PTS	PIM
1969-70 London	OHA	23	3	2	5	6	-	-	-	-	-
1969-70 Hamilton	OHA	32	2	4	6	77	-	-	-	-	-
1970-71 Hamilton	OHA	58	39	41	80	43	-	-	-	-	-
1971-72 Tulsa	CHL	32	18	21	39	20	-	-	-	-	-
1971-72 Toronto	NHL	38	8	8	16	4	2	0	0	0	2
1972-73 Toronto	NHL	77	33	42	75	20	-	-	-	-	-
1973-74 Toronto	NHL	69	18	22	40	8	-	-	-	-	-
1974-75 PITTSBURGH	NHL	76	32	31	63	22	9	0	2	2	0
1975-76 PITTSBURGH	NHL	71	29	47	76	6	3	0	0	0	0
1976-77 PITTSBURGH	NHL	80	30	27	57	10	3	0	2	2	0
1977-78 PITTSBURGH	NHL	70	29	21	50	10	-	-	-	-	-
1978-79 PITTSBURGH	NHL	57	27	18	45	2	7	0	2	2	0
1979-80 PITTSBURGH	NHL	79	30	30	60	4	5	2	5	7	0
1980-81 PITTSBURGH*	NHL	80	55	33	88	6	5	0	3	3	0
1981-82 PITTSBURGH	NHL	71	33	52	85	8	5	2	3	5	2
1982-83 PITTSBURGH	NHL	75	29	36	65	12	-	-	-	-	-
<b>NHL Totals</b>		<b>926</b>	<b>353</b>	<b>367</b>	<b>720</b>	<b>112</b>	<b>39</b>	<b>4</b>	<b>17</b>	<b>21</b>	<b>4</b>
<b>PGH Totals</b>		<b>659</b>	<b>294</b>	<b>295</b>	<b>589</b>	<b>80</b>	<b>37</b>	<b>4</b>	<b>17</b>	<b>21</b>	<b>2</b>

\* Won Lady Byng Memorial Trophy.

Traded to **PITTSBURGH** by **TORONTO** for Blaine Stoughton and Pittsburgh's first round draft choice in 1977 Amateur Draft, September 13, 1974.

**MITCH LAMOUREUX**

Center 5'6" 185 lbs.

Age: 21 (August 22, 1962)

Born: Ottawa, Ontario

Shoots: Left

Acquired: 1981 Entry Draft (8th round)

Drafted: Pittsburgh's 6th choice, 154th over-all, in 1981 Entry Draft.



Mitch Lamoureux set an American Hockey League record last year with 57 goals and 107 points by a rookie. The sparkplug center also was named the Rookie of the Year and the Second Team All Star Center in the AHL. Despite being picked in the eighth round of the 1981 Entry Draft, Mitch brings a large desire to play the game and excels in going to the net and scoring rebound goals. Mitch was standing just a few feet away from the drafting table in Montreal when the Penguins selected him in 1981.

Season Club	League	Regular Season					Playoffs				
		GP	G	A	PTS	PIM	GP	G	A	PTS	PIM
1979-80 Oshawa	OHA	67	28	48	76	63	-	-	-	-	-
1980-81 Oshawa	OHA	63	50	69	119	256	11	11	13	24	57
1981-82 Oshawa	OHA	66	43	78	121	275	12	4	17	21	68
1982-83 Baltimore	AHL	80	57*	50	107	107	-	-	-	-	-

**WILLIAM GREGORY MALONE (GREG)**

Center 6'0" 190 lbs.


Age: 27 (March 8, 1956)

Born: Chatham, New Brunswick

Shoots: Left

Acquired: 1976 Amateur Draft (2nd Round)

Drafted: Pittsburgh's 2nd choice, 19th over-all, in 1976 Amateur Draft.



Greg Malone begins his eighth year with the Penguins. He led the club in assists last year with 44. He needs just five games to become the sixth player in Penguin history to play in 500 games. Greg took his contract negotiations to arbitration before the season started. He is fourth all-time in goals scored and fifth in points. Greg led the club last year with seven three-point games and shared the lead with Rick Kehoe with 18 multiple-point games.

Season Club	League	Regular Season					Playoffs				
		GP	G	A	PTS	PIM	GP	G	A	PTS	PIM
1973-74 Oshawa	OHA	62	11	45	56	63	-	-	-	-	-
1974-75 Oshawa	OHA	68	37	41	78	86	-	-	-	-	-
1975-76 Oshawa	OHA	61	36	36	72	75	-	-	-	-	-
1976-77 PITTSBURGH	NHL	66	18	19	37	43	3	1	1	2	2
1977-78 PITTSBURGH	NHL	78	18	43	61	80	-	-	-	-	-
1978-79 PITTSBURGH	NHL	80	35	30	65	52	7	0	1	1	10
1979-80 PITTSBURGH	NHL	51	19	32	51	46	-	-	-	-	-
1980-81 PITTSBURGH	NHL	62	21	29	50	68	5	2	3	5	16
1981-82 PITTSBURGH	NHL	78	15	24	39	125	3	0	0	0	4
1982-83 PITTSBURGH	NHL	80	17	44	61	82	-	-	-	-	-
NHL Totals		495	143	221	364	496	18	3	5	8	32
PGH Totals		495	143	221	364	496	18	3	5	8	32


**KEVIN WILLIAM McCLELLAND (KEVIN)**

Center 6'0" 180 lbs.

Age: 21 (July 4, 1962)

Born: Oshawa, Ontario

Shoots: Right

Acquired: Compensation from  
Hartford in 1981Drafted: Hartford's 4th choice,  
71st over-all, in 1980 Entry Draft.

If Kevin McClelland can overcome his shoulder problem, which has been surgically corrected, he will be a strong addition to the Penguins. One of the toughest forwards in the league, Kevin works the corners with enthusiasm and is ready for a full year of action. Played his first NHL game against the player he admires, Bobby Clarke of the Flyers. When asked to give a self description of his style of play, it was simple—"Grinder"—and that's just what the Pens will need.

Season Club	League	Regular Season					Playoffs				
		GP	G	A	PTS	PIM	GP	G	A	PTS	PIM
1979-80	Niagara Falls OHA	67	14	14	28	71	-	-	-	-	-
1980-81	Niagara Falls OHA	68	36	72	108	186	12	8	13	21	42
1981-82	Niagara Falls OHA	46	36	47	83	184	5	5	5	10	14
1981-82	PITTSBURGH NHL	10	1	4	5	4	5	1	1	2	5
1982-83	PITTSBURGH NHL	38	5	4	9	73	-	-	-	-	-
<b>NHL Totals</b>		<b>48</b>	<b>6</b>	<b>8</b>	<b>14</b>	<b>77</b>	<b>5</b>	<b>1</b>	<b>1</b>	<b>2</b>	<b>5</b>
<b>PGH Totals</b>		<b>48</b>	<b>6</b>	<b>8</b>	<b>14</b>	<b>77</b>	<b>5</b>	<b>1</b>	<b>1</b>	<b>2</b>	<b>5</b>

Acquired by **PITTSBURGH** along with Pat Boutette from **HARTFORD** as compensation for Greg Millen, June 29, 1981.

**RON JAMES MEIGHAN (RON)**


Defense 6'3" 194 lbs.

Age: 20 (May 26, 1963)

Born: Montreal, Quebec

Shoots: Right

Acquired: Trade with Minnesota in 1982

Drafted: Minnesota's 1st choice,  
13th over-all, in 1981 Entry Draft

Ron Meighan is another of the young defensemen who was outstanding in junior hockey, but has not been able to make the transition to the NHL. Still learning his trade, the 20-year old defender came to the Pens from Minnesota where he was a first round draft pick (13th overall) in 1981. Meighan succeeded teammate Randy Boyd as the OHA winner of the Max Kaminsky Trophy as the league's outstanding defenseman in 1982 while playing for Niagara Falls. He played 7 games and scored his first NHL goal with Minnesota before coming to the Penguins.

Season Club	League	Regular Season					Playoffs				
		GP	G	A	PTS	PIM	GP	G	A	PTS	PIM
1979-80	Niagara Falls OHA	61	3	10	13	20	-	-	-	-	-
1980-81	Niagara Falls OHA	63	8	27	35	92	-	-	-	-	-
1981-82	Niagara Falls OHA	58	27	41	68	85	4	0	4	4	9
1981-82	Minnesota NHL	7	1	1	2	2	-	-	-	-	-
1982-83	North Bay OHA	29	19	22	41	30	-	-	-	-	-
1982-83	PITTSBURGH NHL	41	2	6	8	16	-	-	-	-	-
<b>NHL Totals</b>		<b>48</b>	<b>3</b>	<b>7</b>	<b>10</b>	<b>18</b>	<b>-</b>	<b>-</b>	<b>-</b>	<b>-</b>	<b>-</b>
<b>PGH Totals</b>		<b>41</b>	<b>2</b>	<b>6</b>	<b>8</b>	<b>16</b>	<b>-</b>	<b>-</b>	<b>-</b>	<b>-</b>	<b>-</b>

Traded to **PITTSBURGH** by **MINNESOTA** with Anders Hakansson for George Ferguson and an exchange of first round draft choices in 1983 Entry Draft.



**ROCKY SAGANIUK**

Right Wing 5'8" 185 lbs.  
 Age: 26 (October 15, 1957)  
 Born: Myrnam, Alta.  
 Shoots: Right  
 Acquired: Trade with Toronto in 1983  
 Drafted: Toronto's 4th choice,  
 29th over-all, in 1977 Amateur Draft.




Rocky Saganiuk will give the fans plenty to cheer about this year with his hard-working aggressive style of play. After playing for Toronto for four years, he was demoted to the minors last year and rescued by his former coach Eddie Johnston in the first trade completed by Johnston as general manager. He was a 60-goal scorer in his final year in junior hockey and also had over 200 penalty minutes. He led the AHL in goals scored with 47 in 1978-79 while playing for New Brunswick where he played for both Johnston and Lou Angotti. Rocky has an interesting sense of humor since he lists his biggest thrill in hockey was playing with Gary Rissling. In his first NHL game he scored a goal and two assists and was the number one star in a 4-0 win over the Penguins in Maple Leaf Gardens.

Season Club	League	Regular Season					Playoffs				
		GP	G	A	PTS	PIM	GP	G	A	PTS	PIM
1974-75 Taber	AJHL	50	21	32	53	124	-	-	-	-	-
1975-76 Taber	AJHL	49	42	32	74	169	-	-	-	-	-
1975-76 Kamloops	WCHL	4	0	0	0	0	-	-	-	-	-
1975-76 Lethbridge	WCHL	6	2	1	3	0	5	2	1	3	6
1976-77 Lethbridge	WCHL	72	60	48	108	203	15	6	5	11	21
1977-78 Dallas	CHL	42	16	13	29	71	-	-	-	-	-
1978-79 New Brunswick	AHL	62	47	29	76	91	-	-	-	-	-
1978-79 Toronto	NHL	16	3	5	8	9	3	1	0	1	5
1979-80 Toronto	NHL	75	24	23	47	52	3	0	0	0	10
1980-81 Toronto	NHL	71	12	18	30	52	-	-	-	-	-
1981-82 Toronto	NHL	65	17	16	33	49	-	-	-	-	-
1982-83 Toronto	NHL	3	0	0	0	2	-	-	-	-	-
1982-83 St. Catherines	AHL	61	26	23	49	83	-	-	-	-	-
<b>NHL Totals</b>		<b>230</b>	<b>56</b>	<b>62</b>	<b>118</b>	<b>164</b>	<b>6</b>	<b>1</b>	<b>0</b>	<b>1</b>	<b>15</b>

Traded to **PITTSBURGH** by **TORONTO** with Vincent Tremblay for Pat Graham and Nick Ricci, August 13, 1983.

**ANDRE ST. LAURENT**

Center 5'10" 178 lbs.  
 Age: 30 (February 16, 1953)  
 Born: Rouyn-Noranda, Quebec  
 Shoots: Right  
 Acquired: Claimed on Waivers  
 from Los Angeles  
 Drafted: NY Islander's 3rd choice,  
 49th over-all, in 1973 Amateur Draft.




Andre St. Laurent has had to work very hard to hold on to a spot on the roster with the Penguins. The 10-year NHL veteran played with the Islanders, Detroit and Los Angeles before being claimed on waivers by the Pens in 1982 and giving them a solid defensive center. Last year he was named the Unsung Hero for the Pens and was a one-time team MVP for Detroit. He lists forechecking as his best asset and was honest enough to admit that he needs a kick in the pants once in a while to get him out of a rut.

Season Club	League	Regular Season					Playoffs				
		GP	G	A	PTS	PIM	GP	G	A	PTS	PIM
1973-74 NY Islanders	NHL	42	5	9	14	18	-	-	-	-	-
1973-74 Fort Worth	CHL	32	14	19	33	53	5	2	2	4	12
1974-75 NY Islanders	NHL	78	14	27	41	60	15	2	2	4	6
1975-76 Fort Worth	CHL	3	1	2	3	2	-	-	-	-	-
1975-76 NY Islanders	NHL	67	9	17	26	56	13	1	5	6	15
1976-77 NY Islanders	NHL	72	10	13	23	55	12	1	2	3	6
1977-78 NY Islanders	NHL	2	0	0	0	2	-	-	-	-	-
1977-78 Detroit	NHL	77	31	39	70	108	7	1	1	2	4
1978-79 Detroit	NHL	76	18	31	49	124	-	-	-	-	-
1979-80 Los Angeles	NHL	77	6	24	30	86	4	1	0	1	0
1980-81 Fort Worth	CHL	12	1	14	15	36	-	-	-	-	-
1980-81 Los Angeles	NHL	22	10	6	16	63	3	0	1	1	9
1981-82 New Haven	AHL	28	7	9	16	58	-	-	-	-	-
1981-82 Los Angeles	NHL	16	2	4	6	28	-	-	-	-	-
1981-82 PITTSBURGH	NHL	18	8	5	13	4	5	2	1	3	8
1982-83 PITTSBURGH	NHL	70	13	9	22	105	-	-	-	-	-
<b>NHL Totals</b>		<b>617</b>	<b>126</b>	<b>184</b>	<b>310</b>	<b>711</b>	<b>59</b>	<b>8</b>	<b>12</b>	<b>20</b>	<b>48</b>
<b>PGH Totals</b>		<b>88</b>	<b>21</b>	<b>14</b>	<b>35</b>	<b>109</b>	<b>5</b>	<b>2</b>	<b>1</b>	<b>3</b>	<b>8</b>

Traded to **DETROIT** by **NY ISLANDERS** for Michel Bergeron, October 20, 1977. Traded to **LOS ANGELES** by **DETROIT** with Detroit's first round choice (Larry Murphy) in the 1980 Entry Draft and Detroit's first round choice (Doug Smith) in the 1981 Entry Draft for Dale McCourt, August 22, 1979. Claimed on Waivers by **PITTSBURGH**, February 23, 1982.

**NORM SCHMIDT**

Defense 5'11" 190 lbs.  
 Age: 20 (January 24, 1963)  
 Born: Sault Ste. Marie, Ontario  
 Shoots: Right  
 Acquired: 1981 Entry Draft (4th round)  
 Drafted: Pittsburgh's 3rd choice,  
 70th over-all, in 1981 Entry Draft.




Night after night when scouts and club officials rated players at training camp, the name of Norm Schmidt was near the top of the list. An offensive minded defenseman with a tremendous shot, Norm is looking to step right out of junior, where he was a standout with Oshawa and played in the Memorial Cup, and move into the National Hockey League. Norm was a fourth round pick by the Penguins in 1981 and after staying in Oshawa for two years, he appears to be ready to break into the pros. If he learns to control his desire to carry the puck and stickhandle too much, he will be counted upon as one of the new faces in Pittsburgh.

Season Club	League	Regular Season					Playoffs				
		GP	G	A	PTS	PIM	GP	G	A	PTS	PIM
1979-80 S. Ste. Marie	Jr. "B"	68	8	16	24	-	-	-	-	-	-
1980-81 Oshawa	OHA	65	12	25	37	73	11	2	5	7	25
1981-82 Oshawa	OHA	67	13	48	61	172	12	6	10	16	45
1982-83 Oshawa	OHA	61	21	49	70	114	-	-	-	-	-

**RODNEY SCHUTT (ROD)**

Left Wing 5'10" 185 lbs.  
 Age: 27 (October 13, 1956)  
 Born: Bancroft, Ontario  
 Shoots: Left  
 Acquired: Trade with Montreal in 1978  
 Drafted: Montreal's 2nd choice,  
 13th over-all, in 1976 Amateur Draft.




A year in the American Hockey League may be the answer to Rod Schutt's career and give him another chance to play in the NHL. After four years with the Penguins, Rod was sent to Baltimore and scored 34 goals and 53 assists for 87 points, but more importantly, learned the style of play that Lou Angotti will now demand with Pittsburgh. Rod showed his desire to get back to the NHL by scoring three goals and one assist in the first period of the first pre-season game against Detroit. He was rated as the best left wing in camp and is ready to show why he was a first round draft choice by Montreal in 1976.

Season Club	League	Regular Season					Playoffs				
		GP	G	A	PTS	PIM	GP	G	A	PTS	PIM
1972-73 Pembroke	CJHL	55	31	55	86	61	-	-	-	-	-
1973-74 Sudbury	OHA	67	15	41	56	47	-	-	-	-	-
1974-75 Sudbury	OHA	69	43	61	104	66	-	-	-	-	-
1975-76 Sudbury	OHA	63	72	63	135	42	-	-	-	-	-
1976-77 Nova Scotia	AHL	80	33	51	84	56	12	8	8	16	4
1977-78 Nova Scotia	AHL	77	36	44	80	57	11	4	7	11	2
1977-78 Montreal	NHL	2	0	0	0	0	-	-	-	-	-
1978-79 PITTSBURGH	NHL	74	24	21	45	33	7	2	0	2	4
1979-80 PITTSBURGH	NHL	73	18	21	39	43	5	2	1	3	6
1980-81 PITTSBURGH	NHL	80	25	35	60	55	5	3	3	6	16
1981-82 Erie	AHL	35	12	15	27	40	-	-	-	-	-
1981-82 PITTSBURGH	NHL	35	9	12	21	42	5	1	2	3	0
1982-83 Baltimore	AHL	64	34	53	87	24	-	-	-	-	-
1982-83 PITTSBURGH	NHL	5	0	0	0	0	-	-	-	-	-
<b>NHL Totals</b>		<b>269</b>	<b>76</b>	<b>89</b>	<b>145</b>	<b>173</b>	<b>22</b>	<b>8</b>	<b>6</b>	<b>14</b>	<b>26</b>
<b>PGH Totals</b>		<b>267</b>	<b>76</b>	<b>89</b>	<b>145</b>	<b>173</b>	<b>22</b>	<b>8</b>	<b>6</b>	<b>14</b>	<b>26</b>

**DOUG SHEDDEN (DOUG)**

Right Wing 6'0" 184 lbs.  
 Age: 22 (April 29, 1961)  
 Born: Wallaceburg, Ontario  
 Shoots: Right  
 Acquired: 1980 Entry Draft (5th round)  
 Drafted: Pittsburgh's 5th choice,  
 93rd over-all, in 1980 Entry Draft.




Doug Shedden emerged last year as one of the young players the Penguins will build around for the future. He led the club in scoring with 67 points and was also named the Most Valuable Player on the team. He scored 133 points in his final year in junior, but wound up splitting his first pro season between Erie and Pittsburgh. When given a chance to play last year he responded with 24 goals and 43 assists and had a lot of playing time on the point with the power play unit.

Season Club	League	Regular Season					Playoffs				
		GP	G	A	PTS	PIM	GP	G	A	PTS	PIM
1977-78 Hamilton	OHA	32	1	9	10	32	-	-	-	-	-
1977-78 Kitchener	OHA	18	5	7	12	14	-	-	-	-	
1978-79 Kitchener	OHA	65	16	42	58	29	-	-	-	-	
1979-80 Kitchener	OHA	16	10	16	26	26	-	-	-	-	
1979-80 S. Ste. Marie	OHA	45	30	44	74	59	-	-	-	-	
1980-81 S. Ste. Marie	OHA	66	51	72	133	114	19	16	22	38	10
1981-82 Erie	AHL	17	4	6	10	14	-	-	-	-	-
1981-82 PITTSBURGH	NHL	38	10	15	25	12	-	-	-	-	-
1982-83 PITTSBURGH	NHL	80	24	43	67	54	-	-	-	-	-
<b>NHL Totals</b>		<b>118</b>	<b>34</b>	<b>58</b>	<b>92</b>	<b>66</b>	-	-	-	-	-
<b>PGH Totals</b>		<b>118</b>	<b>34</b>	<b>58</b>	<b>92</b>	<b>66</b>	-	-	-	-	-

**EDWARD H. BULLEY (TED)**

Left Wing 6'1" 192 lbs.  
 Age: 28 (March 25, 1955)  
 Born: Windsor, Ontario  
 Shoots: Left  
 Acquired: Signed as Free Agent in 1983  
 Drafted: Chicago's 7th choice, 115th over-all, in 1975 Amateur Draft.




Season Club	League	Regular Season					Playoffs				
		GP	G	A	PTS	PIM	GP	G	A	PTS	PIM
1973-74 Hull	QJHL	67	28	37	65	116	-	-	-	-	-
1974-75 Hull	QJHL	70	48	61	109	124	-	-	-	-	-
1975-76 Flint	IHL	38	15	13	28	123	-	-	-	-	-
1975-76 Dallas	CHL	-	-	-	-	-	7	0	1	1	4
1976-77 Chicago	NHL	2	0	0	0	0	-	-	-	-	-
1976-77 Dallas	CHL	2	2	2	4	10	-	-	-	-	-
1976-77 Flint	IHL	70	46	46	92	122	-	-	-	-	-
1977-78 Chicago	NHL	79	23	28	51	141	4	1	1	2	2
1978-79 Chicago	NHL	75	27	23	50	153	2	0	0	0	0
1979-80 Chicago	NHL	66	14	17	31	136	7	2	3	5	10
1980-81 Chicago	NHL	68	18	16	34	95	-	-	-	-	-
1981-82 Chicago	NHL	59	12	18	30	120	15	2	1	3	12
1982-83 Washington	NHL	39	4	9	13	47	1	0	0	0	0
<b>NHL Totals</b>		<b>388</b>	<b>98</b>	<b>111</b>	<b>209</b>	<b>602</b>	<b>29</b>	<b>5</b>	<b>5</b>	<b>10</b>	<b>24</b>

Traded to WASHINGTON by CHICAGO with Dave Hutchison for future considerations, August 28, 1982.

**STEVE EDWARD CARLSON (STEVE)**

Center 6'3" 180 lbs.  
 Age: 28 (August 26, 1955)  
 Born: Virginia, Minnesota  
 Shoots: Left  
 Acquired: Signed as Free Agent in 1983  
 Drafted: Detroit's 10th choice, 131st over-all, in 1975 Amateur Draft.



Season Club	League	Regular Season					Playoffs				
		GP	G	A	PTS	PIM	GP	G	A	PTS	PIM
1973-74 Marquette	USHL	42	34	45	79	77	-	-	-	-	-
1974-75 Johnstown	NAHL	70	30	58	88	84	-	-	-	-	-
1975-76 Johnstown	NAHL	40	22	24	46	55	9	5	4	9	6
1975-76 Minnesota	WHA	10	0	1	1	23	-	-	-	-	-
1976-77 Minnesota	WHA	21	5	8	13	8	-	-	-	-	-
1976-77 New England	WHA	31	4	9	13	40	5	0	0	0	9
1977-78 Springfield	AHL	37	21	15	36	48	-	-	-	-	-
1977-78 New England	WHA	38	6	7	13	11	13	2	7	9	2
1978-79 Edmonton	WHA	73	18	22	40	50	11	1	1	2	12
1979-80 Los Angeles	NHL	52	9	12	21	23	4	1	1	2	7
1980-81 Houston	CHL	27	13	21	34	29	-	-	-	-	-
1980-81 Springfield	AHL	32	10	14	24	44	7	2	2	4	39
1981-82 Nashville	CHL	59	23	39	62	63	4	1	1	2	7
1982-83 Birmingham	CHL	69	25	42	67	73	9	1	4	5	4
<b>NHL Totals</b>		<b>52</b>	<b>9</b>	<b>12</b>	<b>21</b>	<b>23</b>	<b>4</b>	<b>1</b>	<b>1</b>	<b>2</b>	<b>7</b>

Rights transferred to LOS ANGELES by DETROIT for Steve Short, Dec. 6, 1978. Reclaimed by LOS ANGELES from EDMONTON prior to 1979 Expansion Draft. Claimed by LOS ANGELES as fill in 1979 Expansion Draft.

**DEAN DEFAZIO (DEAN)**

Left Wing 5'11" 183 lbs.


Age: 20 (April 16, 1963)

Born: Ottawa, Ontario

Shoots: Left

Acquired: 1981 Entry Draft (9th round)

Drafted: Pittsburgh's 8th choice, 175th over-all, in 1981 Entry Draft.



Season Club	League	Regular Season					Playoffs				
		GP	G	A	PTS	PIM	GP	G	A	PTS	PIM
1979-80 Ottawa	OPJHL	47	27	25	52	80	-	-	-	-	-
1980-81 Brantford	OHA	60	6	13	19	104	6	1	0	1	19
1981-82 Brantford	OHA	10	2	6	8	30	-	-	-	-	-
1981-82 Sudbury	OHA	50	21	32	53	81	-	-	-	-	-
1982-83 Oshawa	OHA	52	22	23	45	108	-	-	-	-	-

**PAUL EDWARDS**

Defense 6'2" 190 lbs.


Age: 20 (January 23, 1963)

Born: Kitchener, Ontario

Shoots: Left

Acquired: 1981 Entry Draft (6th round)

Drafted: Pittsburgh's 4th choice, 109th over-all, in 1981 Entry Draft.



Season Club	League	Regular Season					Playoffs				
		GP	G	A	PTS	PIM	GP	G	A	PTS	PIM
1979-80 Kitch. Midgets		29	5	17	22		-	-	-	-	-
1980-81 Oshawa	OHA	64	5	11	16	109	9	0	1	1	22
1981-82 Oshawa	OHA	45	1	10	11	44	7	0	1	1	2
1982-83 Sudbury	OHA	51	4	15	19	40	-	-	-	-	-

**ANTHONY LOUIS FELTRIN (TONY)**

Defense 6'1" 185 lbs.


Age: 21 (December 6, 1961)

Born: Ladysmith, B.C.

Shoots: Left

Acquired: 1980 Entry Draft (4th round)

Drafted: Pittsburgh's 3rd choice, 72nd over-all, in 1980 Entry Draft.



Season Club	League	Regular Season					Playoffs				
		GP	G	A	PTS	PIM	GP	G	A	PTS	PIM
1978-79 Victoria	WCHL	47	2	11	13	119	7	0	1	1	4
1979-80 Victoria	WCHL	71	6	25	31	138	12	0	8	8	21
1980-81 Victoria	WCHL	43	4	25	29	81	15	2	10	12	47
1980-81 PITTSBURGH	NHL	2	0	0	0	0	-	-	-	-	-
1981-82 Erie	AHL	72	4	15	19	117	-	-	-	-	-
1981-82 PITTSBURGH	NHL	5	0	0	0	4	-	-	-	-	-
1982-83 Baltimore	AHL	31	2	3	5	34	-	-	-	-	-
1982-83 PITTSBURGH	NHL	32	3	3	6	40	-	-	-	-	-
<b>NHL Totals</b>		<b>39</b>	<b>3</b>	<b>3</b>	<b>6</b>	<b>44</b>	-	-	-	-	-
<b>PGH Totals</b>		<b>39</b>	<b>3</b>	<b>3</b>	<b>6</b>	<b>44</b>	-	-	-	-	-

**ROBERT CHARLES GEALE (BOB)**

Center 5'11" 175 lbs.

Age: 21 (April 17, 1962)

Born: Edmonton, Alberta

Shoots: Right

Acquired: 1980 Entry Draft (8th round)

Drafted: Pittsburgh's 6th choice, 106th over-all, in 1980 Entry Draft.



Season Club	League	Regular Season					Playoffs				
		GP	G	A	PTS	PIM	GP	G	A	PTS	PIM
1978-79 Sherwood Pk.	AJHL	60	11	33	44	44	-	-	-	-	-
1979-80 Portland	WCHL	72	17	29	46	32	8	0	3	3	9
1980-81 Portland	WCHL	54	30	32	62	54	-	-	-	-	-
1981-82 Portland	WCHL	72	31	54	85	89	15	8	10	18	26
1982-83 Baltimore	AHL	56	4	10	14	6	-	-	-	-	-

**ROBERT LAWRENCE GLADNEY (BOB)**

Defense 5'11" 184 lbs.

Age: 26 (August 27, 1957)

Born: Come-by-Chance, Nfld.

Shoots: Left

Acquired: Signed as Free Agent in 1983

Drafted: Toronto's 3rd choice, 24th over-all, in 1977 Amateur Draft.



Season Club	League	Regular Season					Playoffs				
		GP	G	A	PTS	PIM	GP	G	A	PTS	PIM
1974-75 Oshawa	OHA	68	12	50	62	84	-	-	-	-	-
1975-76 Oshawa	OHA	66	26	52	78	47	-	-	-	-	-
1976-77 Oshawa	OHA	54	20	42	62	56	-	-	-	-	-
1977-78 Saginaw	IHL	79	15	50	65	35	5	1	4	5	2
1978-79 Saginaw	IHL	67	16	42	58	51	4	2	3	5	2
1979-80 New Brunswick	AHL	26	0	6	6	18	10	0	2	2	4
1980-81 Saginaw	IHL	78	12	71	83	54	13	3	9	12	12
1981-82 Saginaw	IHL	17	4	9	13	10	-	-	-	-	-
1981-82 New Haven	AHL	63	7	26	33	12	4	1	2	3	0
1982-83 Los Angeles	NHL	1	0	0	0	2	-	-	-	-	-
1982-83 New Haven	AHL	80	19	47	66	22	12	0	7	7	8
<b>NHL Totals</b>		<b>1</b>	<b>0</b>	<b>0</b>	<b>0</b>	<b>2</b>	-	-	-	-	-

Traded to **LOS ANGELES** by **TORONTO** with Toronto's sixth round choice in 1983 for Don Luce, August 10, 1981.

**JAMES HAMILTON (JIM)**

Left Wing 6'0" 180 lbs.  
 Age: 26 (January 18, 1957)  
 Born: Barrie, Ontario  
 Shoots: Left  
 Acquired: 1977 Amateur Draft (2nd round)  
 Drafted: Pittsburgh's 1st choice, 30th over-all, in 1977 Amateur Draft.



Season Club	League	Regular Season					Playoffs				
		GP	G	A	PTS	PIM	GP	G	A	PTS	PIM
1973-74 London	OHA	70	9	14	23	19	-	-	-	-	-
1974-75 London	OHA	68	17	24	41	108	-	-	-	-	-
1975-76 London	OHA	53	24	23	47	37	-	-	-	-	-
1976-77 London	OHA	63	39	53	92	40	-	-	-	-	-
1977-78 Grand Rapids	IHL	22	7	15	22	12	-	-	-	-	-
1977-78 Binghamton	AHL	31	4	4	8	19	-	-	-	-	-
<b>1977-78 PITTSBURGH</b>	<b>NHL</b>	<b>25</b>	<b>2</b>	<b>4</b>	<b>6</b>	<b>2</b>	-	-	-	-	-
1978-79 Binghamton	AHL	66	25	24	49	34	6	2	3	5	2
<b>1978-79 PITTSBURGH</b>	<b>NHL</b>	<b>2</b>	<b>0</b>	<b>0</b>	<b>0</b>	<b>0</b>	<b>4</b>	<b>3</b>	<b>0</b>	<b>3</b>	<b>0</b>
1979-80 Syracuse	AHL	50	16	19	35	33	4	0	1	1	0
<b>1979-80 PITTSBURGH</b>	<b>NHL</b>	<b>10</b>	<b>2</b>	<b>0</b>	<b>2</b>	<b>0</b>	-	-	-	-	-
1980-81 Binghamton	AHL	28	16	18	34	31	5	3	6	9	2
<b>1980-81 PITTSBURGH</b>	<b>NHL</b>	<b>20</b>	<b>1</b>	<b>6</b>	<b>7</b>	<b>18</b>	<b>1</b>	<b>0</b>	<b>0</b>	<b>0</b>	<b>0</b>
1981-82 Erie	AHL	57	27	17	44	51	-	-	-	-	-
<b>1981-82 PITTSBURGH</b>	<b>NHL</b>	<b>11</b>	<b>5</b>	<b>3</b>	<b>8</b>	<b>2</b>	-	-	-	-	-
1982-83 Baltimore	AHL	45	32	10	42	36	-	-	-	-	-
<b>1982-83 PITTSBURGH</b>	<b>NHL</b>	<b>5</b>	<b>0</b>	<b>2</b>	<b>2</b>	<b>2</b>	-	-	-	-	-
<b>NHL Totals</b>		<b>73</b>	<b>10</b>	<b>15</b>	<b>25</b>	<b>24</b>	<b>5</b>	<b>3</b>	<b>0</b>	<b>3</b>	<b>0</b>
<b>PGH Totals</b>		<b>73</b>	<b>10</b>	<b>15</b>	<b>25</b>	<b>24</b>	<b>5</b>	<b>3</b>	<b>0</b>	<b>3</b>	<b>0</b>

**DAVID HANNAN**


Center 5'10" 173 lbs.  
 Age: 21 (November 21, 1961)  
 Born: Sudbury, Ontario  
 Shoots: Left  
 Acquired: 1981 Entry Draft (10th round)  
 Drafted: Pittsburgh's 9th choice, 196th over-all, in 1981 Entry Draft.



Season Club	League	Regular Season					Playoffs				
		GP	G	A	PTS	PIM	GP	G	A	PTS	PIM
1977-78 Windsor	OHA	68	14	16	30	43	-	-	-	-	-
1978-79 S. Ste. Marie	OHA	26	7	8	15	13	-	-	-	-	-
1979-80 S. Ste. Marie	OHA	28	11	10	21	31	-	-	-	-	-
1979-80 Brantford	OHA	25	5	10	15	26	-	-	-	-	-
1980-81 Brantford	OHA	56	46	35	81	155	6	2	4	6	20
1981-82 Erie	AHL	76	33	37	70	129	-	-	-	-	-
<b>1981-82 PITTSBURGH</b>	<b>NHL</b>	<b>1</b>	<b>0</b>	<b>0</b>	<b>0</b>	<b>0</b>	-	-	-	-	-
1982-83 Baltimore	AHL	5	2	2	4	13	-	-	-	-	-
<b>1982-83 PITTSBURGH</b>	<b>NHL</b>	<b>74</b>	<b>11</b>	<b>22</b>	<b>33</b>	<b>127</b>	-	-	-	-	-
<b>NHL Totals</b>		<b>75</b>	<b>11</b>	<b>22</b>	<b>33</b>	<b>127</b>	-	-	-	-	-
<b>PGH Totals</b>		<b>75</b>	<b>11</b>	<b>22</b>	<b>33</b>	<b>127</b>	-	-	-	-	-

**TROY LONEY**

Left Wing 6'3" 215 lbs.  
 Age: 20 (September 21, 1963)  
 Born: Bow Island, Alberta  
 Shoots: Left  
 Acquired: 1982 Entry Draft (3rd round)  
 Drafted: Pittsburgh's 3rd choice, 52nd over-all, in 1982 Entry Draft.



Season Club	League	Regular Season					Playoffs				
		GP	G	A	PTS	PIM	GP	G	A	PTS	PIM
1980-81 Lethbridge	WCHL	71	18	13	31	100	-	-	-	-	-
1981-82 Lethbridge	WCHL	71	26	33	59	152	12	3	3	6	10
1982-83 Lethbridge	WCHL	72	33	34	67	156	-	-	-	-	-

**BRIAN FREDRICK LUNDBERG**

Defense 5'11" 190 lbs.  
 Age: 23 (June 5, 1960)  
 Born: Burnaby, British Columbia  
 Shoots: Right  
 Acquired: 1980 Entry Draft (9th round)  
 Drafted: Pittsburgh's 7th choice, 177th over-all, in 1980 Entry Draft.



Season Club	League	Regular Season					Playoffs				
		GP	G	A	PTS	PIM	GP	G	A	PTS	PIM
1979-80 Michigan U.	WCHA	37	2	14	16	94	-	-	-	-	-
1980-81 Michigan U.	WCHA	40	1	6	7	62	-	-	-	-	-
1981-82 Michigan U.	CCHA	32	3	16	19	42	-	-	-	-	-
1981-82 Erie	AHL	10	0	4	4	6	-	-	-	-	-
1982-83 Baltimore	AHL	79	4	15	19	103	-	-	-	-	-
<b>1982-83 PITTSBURGH</b>	<b>NHL</b>	<b>1</b>	<b>0</b>	<b>0</b>	<b>0</b>	<b>2</b>	-	-	-	-	-
<b>NHL Totals</b>		<b>1</b>	<b>0</b>	<b>0</b>	<b>0</b>	<b>2</b>	-	-	-	-	-
<b>PGH Totals</b>		<b>1</b>	<b>0</b>	<b>0</b>	<b>0</b>	<b>2</b>	-	-	-	-	-

**MARTY McSORLEY**

Defense 6'1" 189 lbs.  
 Age: 20 (May 18, 1963)  
 Born: Hamilton, Ontario  
 Shoots:  
 Acquired: Free Agent  
 Drafted:



Season Club	League	Regular Season					Playoffs				
		GP	G	A	PTS	PIM	GP	G	A	PTS	PIM
1981-82 Belleville	OHA	58	6	13	19	241	-	-	-	-	-
1982-83 Belleville	OHA	70	10	41	51	183	-	-	-	-	-
1982-83 Baltimore	AHL	2	0	0	0	22	-	-	-	-	-

**GARY DANIEL RISSLING (GARY)**

Left Wing 5'11" 180 lbs.

Age: 27 (August 8, 1956)

Born: Saskatoon, Saskatchewan

Shoots: Left

Acquired: Trade with Washington in 1981



Season Club	League	Regular Season					Playoffs				
		GP	G	A	PTS	PIM	GP	G	A	PTS	PIM
1973-74 Edmonton	AJHL	46	29	31	60	132	-	-	-	-	-
1974-75 Edmonton	WCHL	69	19	35	54	228	-	-	-	-	-
1975-76 Edmonton	WCHL	18	5	9	14	25	-	-	-	-	-
1975-76 Calgary	WCHL	47	29	38	67	196	-	-	-	-	-
1976-77 Calgary	WCHL	68	40	40	89	317	9	9	7	16	12
1977-78 Port Huron	IHL	79	29	34	63	341	17	7	10	17	131
1978-79 Washington	NHL	26	3	3	6	127	-	-	-	-	-
1978-79 Hershey	AHL	52	14	20	34	337	4	0	0	0	18
1979-80 Washington	NHL	11	0	1	1	49	-	-	-	-	-
1970-80 Hershey	AHL	46	16	24	40	279	14	3	5	8	87*
1980-81 Birmingham	CHL	19	5	7	12	161	-	-	-	-	-
1980-81 Hershey	AHL	4	1	1	2	74	-	-	-	-	-
1980-81 PITTSBURGH	NHL	26	1	0	1	143	5	0	1	1	4
1981-82 Erie	AHL	29	7	15	22	185	-	-	-	-	-
1981-82 PITTSBURGH	NHL	16	0	0	0	55	-	-	-	-	-
1982-83 Baltimore	AHL	38	14	17	31	136	-	-	-	-	-
1982-83 PITTSBURGH	NHL	40	5	4	9	128	-	-	-	-	-
<b>NHL Totals</b>		<b>119</b>	<b>9</b>	<b>8</b>	<b>17</b>	<b>502</b>	<b>5</b>	<b>0</b>	<b>1</b>	<b>1</b>	<b>4</b>
<b>PGH Totals</b>		<b>82</b>	<b>6</b>	<b>4</b>	<b>10</b>	<b>326</b>	<b>5</b>	<b>0</b>	<b>1</b>	<b>1</b>	<b>4</b>

Signed as free agent by WASHINGTON, December 4, 1978. Traded to PITTSBURGH by WASHINGTON for Pittsburgh's fifth-round choice (Peter Sidorkiewicz) in the 1981 Entry Draft, January 2, 1981.

**ROBERTO ROMANO**

Goaltender 5'6" 172 lbs.

Age: 21 (October 29, 1962)

Born: Montreal, Quebec

Catches:

Acquired: Free Agent in 1983



Season Club	League	Regular Season					Playoffs				
		GP	MP	GA	SO	AVG	GP	MP	GA	SO	AVG
1981-82 Hull	QJHL	56	3090	194	1	3.95	13	760	50	0	3.95
1982-83 Baltimore	AHL	38	2163	146	0	4.05	-	-	-	-	-
1982-83 PITTSBURGH	NHL	3	155	18	0	6.98	-	-	-	-	-
<b>NHL Totals</b>		<b>3</b>	<b>155</b>	<b>18</b>	<b>0</b>	<b>6.98</b>	-	-	-	-	-
<b>PGH Totals</b>		<b>3</b>	<b>155</b>	<b>18</b>	<b>0</b>	<b>6.98</b>	-	-	-	-	-

**ROBERT SAM SIMPSON (BOBBY)**

Left Wing 6'0" 190 lbs.


Age: 26 (November 17, 1956)

Born: Caughnawaga, Quebec

Shoots: Left

Acquired: Signed as free agent in 1981

Drafted: Atlanta's 3rd choice, 28th over-all, in 1976 Amateur Draft.



Season Club	League	Regular Season					Playoffs				
		GP	G	A	PTS	PIM	GP	G	A	PTS	PIM
1973-74 Sherbrooke	QJHL	64	6	21	27	138	-	-	-	-	-
1974-75 Sherbrooke	QJHL	69	38	47	85	146	-	-	-	-	-
1975-76 Sherbrooke	QJHL	68	56	77	133	126	-	-	-	-	-
1976-77 Atlanta	NHL	72	13	10	23	45	2	0	1	1	0
1977-78 Tulsa	CHL	14	8	8	16	34	-	-	-	-	-
1977-78 Atlanta	NHL	55	10	8	18	49	2	0	0	0	2
1978-79 Tulsa	CHL	49	14	19	33	38	-	-	-	-	-
1979-80 St. Louis	NHL	18	2	2	4	0	-	-	-	-	-
1979-80 Salt Lake	CHL	41	19	12	31	58	12	4	5	9	9
1980-81 Salt Lake	CHL	8	2	1	3	4	-	-	-	-	-
1980-81 Muskegon	IHL	42	17	26	43	42	3	2	1	3	0
1981-82 Erie	AHL	48	25	23	48	45	-	-	-	-	-
1981-82 PITTSBURGH	NHL	26	9	9	18	4	2	0	0	0	0
1982-83 Baltimore	AHL	61	24	27	51	24	-	-	-	-	-
1982-83 PITTSBURGH	NHL	4	1	0	1	0	-	-	-	-	-
<b>NHL Totals</b>		<b>175</b>	<b>35</b>	<b>29</b>	<b>64</b>	<b>98</b>	<b>6</b>	<b>0</b>	<b>1</b>	<b>1</b>	<b>2</b>
<b>PGH Totals</b>		<b>39</b>	<b>10</b>	<b>9</b>	<b>19</b>	<b>4</b>	<b>2</b>	<b>0</b>	<b>0</b>	<b>0</b>	<b>0</b>

Traded to ST. LOUIS by ATLANTA for Curt Bennett, May 24, 1979. Claimed by ST. LOUIS as fill in Expansion Draft, June 13, 1979.

**RICHARD SUTTER (RICH)**

Right Wing 5'11" 165 lbs.


Age: 19 (December 2, 1963)

Born: Viking, Alberta

Shoots: Right

Acquired: 1982 Entry Draft (1st round)

Drafted: Pittsburgh's 1st choice, 10th over-all, in 1982 Entry Draft.



Season Club	League	Regular Season					Playoffs				
		GP	G	A	PTS	PIM	GP	G	A	PTS	PIM
1980-81 Lethbridge	WCHL	72	23	18	41	255	9	3	1	4	35
1981-82 Lethbridge	WCHL	57	38	31	69	263	12	3	3	6	55
1982-83 Lethbridge	WCHL	64	37	30	67	200	-	-	-	-	-
1982-83 PITTSBURGH	NHL	4	0	0	0	0	-	-	-	-	-
<b>NHL Totals</b>		<b>4</b>	<b>0</b>	<b>0</b>	<b>0</b>	<b>0</b>	-	-	-	-	-
<b>PGH Totals</b>		<b>4</b>	<b>0</b>	<b>0</b>	<b>0</b>	<b>0</b>	-	-	-	-	-

**GREG TEBBUTT**

Defense 6'2" 215 lbs.  
Age: 26 (May 11, 1957)  
Born: N. Vancouver, B.C.  
Shoots: Left

Acquired: Signed as Free Agent in 1983  
Drafted: Minnesota's 7th choice, 130th over-all, in 1977 Amateur Draft.



Season Club	League	Regular Season					Playoffs				
		GP	G	A	PTS	PIM	GP	G	A	PTS	PIM
1975-76 Victoria	WCHL	51	3	4	7	217	-	-	-	-	-
1976-77 Victoria	WCHL	29	7	12	19	98	-	-	-	-	-
1976-77 Regina	WCHL	40	8	17	25	138	-	-	-	-	-
1977-78 Flin Flon	WCHL	55	28	46	74	270	-	-	-	-	-
1978-79 Birmingham	WHA	38	2	5	7	83	-	-	-	-	-
1978-79 Binghamton	AHL	33	8	9	17	50	-	-	-	-	-
1979-80 Quebec	NHL	2	0	1	1	4	-	-	-	-	-
1979-80 Syracuse	AHL	13	2	3	5	35	-	-	-	-	-
1979-80 Erie	EHL	48	20	53	73	138	-	-	-	-	-
1980-81 Erie	EHL	35	16	37	53	93	-	-	-	-	-
1981-82 Ft. Wayne	IHL	49	13	34	47	148	-	-	-	-	-
1982-83 Baltimore	AHL	80	28	56	84	140	-	-	-	-	-
<b>NHL Totals</b>		<b>2</b>	<b>0</b>	<b>1</b>	<b>1</b>	<b>4</b>	-	-	-	-	-

**TOM THORNBURY**

Defense 5'11" 175 lbs.  
Age: 20 (March 17, 1963)  
Born: Lindsay, Ontario  
Shoots: Right

Acquired: 1981 Entry Draft (3rd round)  
Drafted: Pittsburgh's 2nd choice, 49th over-all, in 1981 Entry Draft.



Season Club	League	Regular Season					Playoffs				
		GP	G	A	PTS	PIM	GP	G	A	PTS	PIM
1978-79 Aurora Tier II	OHA	44	19	30	49	84	-	-	-	-	-
1980-81 Niagara Falls	OHA	60	15	22	37	136	12	1	5	6	31
1981-82 Niagara Falls	OHA	43	11	22	33	65	1	0	0	0	2
1982-83 North Bay	OHA	17	6	9	15	38	-	-	-	-	-
1982-83 Cornwall	OHA	50	21	35	56	66	-	-	-	-	-

**TIMOTHY RAYMOND TOOKEY (TIM)**

Center/Left Wing 5'11" 180 lbs.  
Age: 23 (August 29, 1960)  
Born: Edmonton, Alta.  
Shoots: Left

Acquired: Signed as Free Agent in 1983  
Drafted: Washington's 4th choice, 88th over-all, in 1979 Entry Draft.



Season Club	League	Regular Season					Playoffs				
		GP	G	A	PTS	PIM	GP	G	A	PTS	PIM
1977-78 Portland	WCHL	72	16	15	31	55	8	2	2	4	5
1978-79 Portland	WCHL	56	33	47	80	55	25	6	14	20	6
1979-80 Portland	WCHL	70	58	83	141	55	8	2	5	7	4
1980-81 Washington	NHL	20	10	13	23	18	-	-	-	-	-
1980-81 Hershey	AHL	47	20	38	58	129	-	-	-	-	-
1981-82 Washington	NHL	28	8	8	16	35	-	-	-	-	-
1981-82 Hershey	AHL	14	4	9	13	10	-	-	-	-	-
1981-82 Fredricton	AHL	16	6	10	16	16	-	-	-	-	-
1982-83 Quebec	NHL	12	1	6	7	4	-	-	-	-	-
1982-83 Fredricton	AHL	53	24	43	67	24	9	5	4	9	0
<b>NHL Totals</b>		<b>60</b>	<b>19</b>	<b>27</b>	<b>46</b>	<b>57</b>	-	-	-	-	-

Traded to **QUEBEC** by **WASHINGTON** with Washington's 7th round choice (Daniel Poudrier) in 1982 Entry Draft for Lee Norwood and Quebec's sixth round choice (later traded to Calgary) in 1982 Entry Draft, February 1, 1982.

**VINCENT TREMBLAY**

Goaltender 5'11" 185 lbs.  
Age: 24 (October 21, 1959)  
Born: Quebec City, Quebec  
Catches: Left

Acquired: Trade with Toronto in 1983  
Drafted: Toronto's 3rd choice, 72nd over-all, in 1979 Entry Draft.



Season Club	League	Regular Season					Playoffs				
		GP	MP	GA	SO	AVG	GP	MP	GA	SO	AVG
1977-78 Quebec	QJHL	50	2664	201	0	4.53	-	-	-	-	-
1978-79 Quebec	QJHL	66	3588	273	2	4.57	-	-	-	-	-
1979-80 Toronto	NHL	10	329	28	0	5.11	-	-	-	-	-
1979-80 New Brunswick	AHL	13	510	35	0	4.12	1	42	4	0	5.71
1980-81 Toronto	NHL	3	143	16	0	6.71	-	-	-	-	-
1980-81 New Brunswick	AHL	46	2613	141	2	3.24	-	-	-	-	-
1981-82 Toronto	NHL	40	2033	153	1	4.52	-	-	-	-	-
1982-83 Toronto	NHL	1	40	2	0	2.99	-	-	-	-	-
1982-83 St. Catharines	AHL	34	1699	133	0	4.70	-	-	-	-	-
<b>NHL Totals</b>		<b>54</b>	<b>2545</b>	<b>199</b>	<b>1</b>	<b>4.69</b>	-	-	-	-	-

Traded to **PITTSBURGH** by **TORONTO** with Rocky Saganiuk for Pat Graham and Nick Ricci, August 13, 1983.

**BENNETT MARTIN WOLF (BENNETT)**

Defense 6'3" 205 lbs.  
Age: 24 (October 23, 1959)  
Born: Kitchener, Ontario  
Shoots: Right

Acquired: 1979 Entry Draft (3rd round)  
Drafted: Pittsburgh's 2nd choice, 52nd over-all, in 1979 Entry Draft.



Season Club	League	Regular Season					Playoffs				
		GP	G	A	PTS	PIM	GP	G	A	PTS	PIM
1976-77 Kitchener	OHA	7	0	1	1	16	-	-	-	-	-
1977-78 Toronto	OHA	66	3	13	16	334	-	-	-	-	-
1978-79 Toronto/Kitch.	OHA	47	3	18	21	281	-	-	-	-	-
1979-80 Gr. Rapids	IHL	51	3	14	17	417	-	-	-	-	-
1979-80 Syracuse	AHL	-	-	-	-	-	4	0	0	0	39
1980-81 Binghamton	AHL	14	2	2	4	106	-	-	-	-	-
1980-81 PITTSBURGH	NHL	24	0	1	1	94	-	-	-	-	-
1981-82 Erie	AHL	45	0	4	4	153	-	-	-	-	-
1981-82 PITTSBURGH	NHL	1	0	0	0	2	-	-	-	-	-
1982-83 Baltimore	AHL	61	1	10	11	223	-	-	-	-	-
1982-83 PITTSBURGH	NHL	5	0	0	0	37	-	-	-	-	-
<b>NHL Totals</b>		<b>30</b>	<b>0</b>	<b>1</b>	<b>1</b>	<b>133</b>	-	-	-	-	-
<b>PGH Totals</b>		<b>30</b>	<b>0</b>	<b>1</b>	<b>1</b>	<b>133</b>	-	-	-	-	-

**WARREN YOUNG**

Center/Left Wing 6'3" 195 lbs.  
Age: 27 (January 11, 1956)  
Born: Toronto, Ontario  
Shoots: Left

Acquired: Signed as Free Agent in 1983  
Drafted: California's 4th choice, 59th over-all, in 1975 Amateur Draft.



Season Club	League	Regular Season					Playoffs				
		GP	G	A	PTS	PIM	GP	G	A	PTS	PIM
1974-75 Dixie	OPJL	44	32	25	57	50	-	-	-	-	-
1975-76 Michigan Tech	WCHA	42	16	15	31	48	-	-	-	-	-
1976-77 Michigan Tech	WCHA	37	19	26	45	86	-	-	-	-	-
1977-78 Michigan Tech	WCHA	32	14	16	30	54	-	-	-	-	-
1978-79 Michigan Tech	WCHA	26	11	7	18	45	-	-	-	-	-
1978-79 Oklahoma City	CHL	4	0	1	1	2	-	-	-	-	-
1979-80 Oklahoma City	CHL	13	4	8	12	9	-	-	-	-	-
1979-80 Baltimore	EHL	65	53	53	106	75	-	-	-	-	-
1980-81 Oklahoma City	CHL	77	26	33	59	42	3	1	1	2	7
1981-82 Minnesota	NHL	1	0	0	0	0	-	-	-	-	-
1981-82 Nashville	CHL	60	31	28	59	154	-	-	-	-	-
1982-83 Minnesota	NHL	4	1	1	2	0	-	-	-	-	-
1982-83 Birmingham	CHL	75	26	58	84	144	13	3	3	6	57
<b>NHL Totals</b>		<b>5</b>	<b>1</b>	<b>1</b>	<b>2</b>	<b>0</b>	-	-	-	-	-

## PENGUINS DRAFT SELECTIONS

RD	Overall	Name	Position	Team	Games Played	
					PGH	NHL
<b>1974</b>						
1.	8th	<b>Pierre Larouche</b>	C	Sorel Black Hawks	240	559
2.	27th	Jacques Cossette	RW	Sorel Black Hawks	64	64
3.		No pick - Traded to Detroit for Nelson DeBenedet				
4.	62nd	Mario Faubert	D	St. Louis University	231	231
5.	80th	Bruce Aberhart	G	London Knights	0	0
6.	98th	William Schneider	LW	University of Minnesota	0	0
7.	116th	Robbie Laird	LW	Regina Pats	0	1
8.	133rd	Larry Finck	D	St. Catherines Black Hawks	0	0
9.	150th	Jim Chicoyne	D	Brandon Wheat Kings	0	0
10.	166th	Rick Uhrich	RW	Regina Pats	0	0
11.	181st	Serge Gamelin	RW	Sorel Black Hawks	0	0
12.	195th	Richard Perron	D	Quebec Remparts	0	0
13.	206th	Richard Hindmarch	RW	University of Calgary	0	0
14.	216th	Bill Davis	D	Colgate University	0	0
15.	223rd	James Mathers	D	Northeastern University	0	0
<b>1975</b>						
1.	13th	Gordon Laxton	G	New Westminster Bruins	17	17
2.	31st	<b>Russ Anderson</b>	D	University of Minnesota	353	435
3.	49th	<b>Paul Baxter</b>	D	Winnipeg Clubs	202	263
4.	67th	Stu Younger	LW	Michigan State University	0	0
5.	85th	Kim Clackson	D	Victoria Cougars	45	106
6.	103rd	Peter Morris	LW	Victoria Cougars	0	0
7.	121st	Mike Will	C	Edmonton Oilers	0	0
8.	139th	<b>Tapio Levo</b>	D	Finland	0	107
9.	155th	Byron Shutt	LW	Bowling Green University	0	0
10.	170th	Frank Salive	G	Peterborough Petes	0	0
11.	185th	John Glynne	D	University of Vermont	0	0
12.	196th	Lex Hudson	D	Denver University	2	2
13.	202nd	Dan Tsubouchi	RW	St. Louis University	0	0
14.	206th	B. Stankovsky	LW	Fargo-Moorhead	0	0
15.	217th	Kelly Secord	RW	New Westminster Bruins	0	0
<b>1976</b>						
1.	2nd	<b>Blair Chapman</b>	RW	Saskatoon Blades	227	402
2.	19th	<b>GREG MALONE</b>	C	Oshawa Generals	495	495
2.	29th	<b>Peter Marsh</b>	RW	Sherbrooke	0	235
3.	47th	<b>Morris Lukowich</b>	LW	Medicine Hat Tigers	0	304
4.	65th	Greg Redquest	G	Oshawa Generals	1	1
5.	83rd	Brendan Lowe	D	Sherbrooke	0	0
6.	101st	Vic Sirko	D	Oshawa Generals	0	0
<b>1977</b>						
1.		No pick - Traded to Toronto for Rick Kehoe				
2.	30th	<b>JIM HAMILTON</b>	LW	London Knights	73	73
3.	48th	Kim Davis	LW	Flin Flon Bombers	34	36
4.	66th	<b>Mark Johnson</b>	C	University of Wisconsin	136	219
5.		No pick				
6.	102nd	<b>Greg Millen</b>	G	Peterborough Petes	135	250


RD	Overall	Name	Position	Team	Games Played	
					PGH	NHL
<b>1978</b>						
1.		No pick - Traded to Philadelphia for Grest Kindrachuk, Ross Lonsberry & Tom Bladon				
2.	25th	Mike Meeker	RW	Peterborough Petes	4	4
3.		No pick - Traded to Montreal for Don Awrey				
4.	61st	Shane Pearsall	LW	Ottawa 67's	0	0
5.	75th	Rob Garner	C	Toronto Marlboros	1	1
<b>1979</b>						
1.		No pick - Traded to Washington for Hartland Monahan				
2.	31st	<b>Paul Marshall</b>	LW	Brantford Alexanders	59	95
3.	52nd	<b>BENNETT WOLF</b>	D	Kitchener Rangers	30	30
4.	73rd	Brian Cross	D	Brantford Alexanders	0	0
5.	94th	<b>Nick Ricci</b>	G	Niagara Falls Flyers	19	19
6.	115th	<b>MARC CHORNEY</b>	D	North Dakota University	135	135
<b>1980</b>						
1.	9th	<b>MIKE BULLARD</b>	C	Brantford Alexanders	147	147
2.		No pick - Traded to Chicago for Dale Tallon				
3.	51st	<b>RANDY BOYD</b>	D	Ottawa 67's	79	79
4.	72nd	<b>TONY FELTRIN</b>	D	Victoria Cougars	38	38
5.	93rd	<b>DOUG SHEDDEN</b>	RW	S. Ste. Marie Greyhounds	118	118
6.	114th	<b>Pat Graham</b>	LW	Niagara Falls Flyers	62	62
7.		No pick - Traded to Winnipeg for future considerations				
8.	156th	<b>ROBERT GEALE</b>	C	Portland Winter Hawks	0	0
9.	177th	<b>BRIAN LUNDBERG</b>	D	University of Michigan	1	1
10.	198th	Steve McKenzie	D	St. Albert Saints	0	0
<b>1981</b>						
1.		No pick - Traded to Montreal for Rod Schutt				
2.	28th	<b>STEVE GATZOS</b>	RW	S. Ste. Marie Greyhounds	60	60
3.	49th	<b>TOM THORNBURY</b>	D	Niagara Falls Flyers	0	0
4.	70th	<b>NORM SCHMIDT</b>	D	Oshawa Generals	0	0
5.		No pick - Traded to Washington for Gary Rissling				
6.	109th	<b>PAUL EDWARDS</b>	D	Oshawa Generals	0	0
6.	112th	<b>ROD BUSKAS</b>	D	Medicine Hat Tigers	41	41
7.	133rd	Geoff Wilson	RW	Winnipeg	0	0
8.	154th	<b>MITCH LAMOUREUX</b>	C	Oshawa Generals	0	0
9.	175th	<b>DEAN DEFAZIO</b>	LW	Brantford Alexanders	0	0
10.	196th	<b>DAVE HANNAN</b>	C	Brantford Alexanders	75	75
<b>1982</b>						
1.	10th	<b>RICH SUTTER</b>	RW	Lethbridge Broncos	4	4
2.	38th	<b>TIM HRYNEWICH</b>	LW	Sudbury Wolves	30	30
3.	52nd	<b>TROY LONEY</b>	LW	Lethbridge Broncos	0	0
4.		No pick - Traded to Toronto for Paul Harrison				
5.	94th	<b>GRANT SASSER</b>	C	Portland Winter Hawks	0	0
6.		No pick - Traded to Toronto for Greg Hotham				
7.	136th	<b>GRANT COUTURE</b>	D	Lethbridge Broncos	0	0
8.	157th	<b>PETER DERKSEN</b>	LW	Portland Winter Hawks	0	0
9.	178th	<b>GREG GRAVEL</b>	C	Windsor Spitfires	0	0
10.	199th	<b>STU WENAAS</b>	D	Winnipeg	0	0
11.	220th	Chris McCauley	RW	London Knights	0	0
12.	241st	Stan Bautch	G	Hibbing, Minnesota H.S.	0	0



**BOB ERREY**

Left Wing 5'10" 183 lbs.  
 Age: 19 (September 21, 1964)  
 Born: Montreal, Quebec  
 Shoots: Left

Acquired: 1983 Entry Draft (1st round)  
 Drafted: Pittsburgh's 1st choice, 15th over-all, 1983 Entry Draft



Season Club	League	Regular Season					Playoffs				
		GP	G	A	PTS	PIM	GP	G	A	PTS	PIM
1981-82 Peterborough	OHA	68	29	31	60	39	9	3	1	4	9
1982-83 Peterborough	OHA	67	53	47	100	74	-	-	-	-	-

**TODD CHARLESWORTH**

Defense 6'1" 186 lbs.  
 Age: 18 (March 22, 1965)  
 Born: Calgary, Alberta  
 Shoots: Left

Acquired: 1983 Entry Draft (2nd round)  
 Drafted: Pittsburgh's 2nd choice, 22nd over-all, in 1983 Entry Draft.



Season Club	League	Regular Season					Playoffs				
		GP	G	A	PTS	PIM	GP	G	A	PTS	PIM
1981-82 Gloucester	Tier II	50	13	24	37	67	-	-	-	-	-
1982-83 Oshawa	OHA	70	6	23	29	55	-	-	-	-	-

**MICHAEL ROWE (MIKE)**

Defense 6'1" 212 lbs.  
 Age: 18 (March 8, 1965)  
 Born: Kingston, Ontario  
 Shoots: Left

Acquired: 1983 Entry Draft (3rd round)  
 Drafted: Pittsburgh's 3rd choice, 59th over-all, in 1983 Entry Draft.



Season Club	League	Regular Season					Playoffs				
		GP	G	A	PTS	PIM	GP	G	A	PTS	PIM
1981-82 Toronto	OHA	58	4	4	8	214	10	0	0	0	63
1982-83 Toronto	OHA	64	4	29	33	262	-	-	-	-	-

**FRANK PIETRANGELO**

Goaltender 5'11" 178 lbs.  
 Age: 18 (December 17, 1964)  
 Born: Niagara Falls, Ontario  
 Catches: Left

Acquired: 1983 Entry Draft (4th round)  
 Drafted: Pittsburgh's 4th choice, 64th over-all, in 1983 Entry Draft

Season Club	League	Regular Season					Playoffs				
		GP	MP	GA	SO	AVG	GP	MP	GA	SO	AVG
1982-83 U. of Minnesota	WCHA	20	1117	62	1	3.33	-	-	-	-	-

**PATRICK EMOND (PAT)**

Center 6'0" 175 lbs.  
 Age: 18 (January 31, 1965)  
 Born: Quebec City, Quebec  
 Shoots: Left

Acquired: 1983 Entry Draft (6th round)  
 Drafted: Pittsburgh's 5th choice, 86th over-all, in 1983 Entry Draft



Season Club	League	Regular Season					Playoffs				
		GP	G	A	PTS	PIM	GP	G	A	PTS	PIM
1981-82 Three Rivers	QJHL	64	26	32	58	24	23	5	6	11	2
1982-83 Hull	QJHL	69	44	69	113	40	-	-	-	-	-

**PAUL AMES**

Defense 6'0" 165 lbs.  
 Age: 18 (March 12, 1965)  
 Born: Woburn, Massachusetts  
 Shoots: Right

Acquired: 1983 Entry Draft (7th round)  
 Drafted: Pittsburgh's 6th choice, 107th over-all, in 1983 Entry Draft.

Season Club	League	Regular Season					Playoffs				
		GP	G	A	PTS	PIM	GP	G	A	PTS	PIM
1982-83 Billerica H.S.		16	9	26	35	-	-	-	-	-	-

**MARTY KETOLA**

Right Wing 5'10" 185 lbs.  
 Age: 18 (February 25, 1965)  
 Born: Cloquet, Minnesota  
 Shoots: Right

Acquired: 1983 Entry Draft (9th round)  
 Drafted: Pittsburgh's 7th choice, 149th over-all, in 1983 Entry Draft

Season Club	League	Regular Season					Playoffs				
		GP	G	A	PTS	PIM	GP	G	A	PTS	PIM
1982-83 Cloquet H.S.		23	19	13	32	30	-	-	-	-	-

**ALEC HAIDY**

Right Wing 6'1" 174 lbs.  
 Age: 18 (January 1, 1965)  
 Born: Windsor, Ontario  
 Shoots: Right

Acquired: 1983 Entry Draft (10th round)  
 Drafted: Pittsburgh's 8th choice, 170th over-all, in 1983 Entry Draft.

Season Club	League	Regular Season					Playoffs				
		GP	G	A	PTS	PIM	GP	G	A	PTS	PIM
1981-82 Windsor Jr. "B"		30	8	16	24	201	-	-	-	-	-
1982-83 S. Ste. Marie	OHA	58	3	12	15	86	-	-	-	-	-

**GARTH HILDEBRAND**

Left Wing 5'10" 185 lbs.  
 Age: 19 (March 28, 1964)  
 Born: Carsdston, Alberta  
 Shoots: Left

Acquired: 1983 Entry Draft (11th round)  
 Drafted: Pittsburgh's 9th choice, 191st over-all, in 1983 Entry Draft.

Season Club	League	Regular Season					Playoffs				
		GP	G	A	PTS	PIM	GP	G	A	PTS	PIM
1982-83 Calgary	WCHL	72	31	26	57	85	-	-	-	-	-

**DAVID GOERTZ (DAVE)**

Defense 5'11" 210 lbs.  
 Age: 18 (March 28, 1965)  
 Born: Edmonton, Alberta  
 Shoots: Right

Acquired: 1983 Entry Draft (12th round)  
 Drafted: Pittsburgh's 10th choice, 212th over-all, in 1983 Entry Draft.

Season Club	League	Regular Season					Playoffs				
		GP	G	A	PTS	PIM	GP	G	A	PTS	PIM
1981-82 Regina	WCHL	67	5	19	24	181	19	1	2	3	61
1982-83 Regina	WCHL	69	4	22	26	132	-	-	-	-	-

### 1982-83 PENGUIN SCORING STATISTICS

NAME	GP	G	A	PTS	PIM	SOG	PCT
Doug Shedden	80*	24	43	67*	54	175	13.7
Rick Kehoe	75	29*	36	65	12	203*	14.3
Greg Malone	80*	17	44*	61	82	158	10.8
Pat Boutette	80*	27	29	56	152	142	19.0*
Randy Carlyle	61	15	41	56	110	177	8.5
Paul Gardner	70	28	27	55	12	155	18.1
Mike Bullard	57	22	22	44	60	148	14.9
Dave Hannan	74	11	22	33	127	95	11.6
Paul Baxter	75	11	21	32	238*	159	6.9
Greg Hotham	58	2	30	32	39	75	2.7
Peter Lee	63	13	13	26	10	113	11.5
Andre St. Laurent	70	13	9	22	105	119	10.9
Anders Hakansson, Minn.	5	0	0	0	9	3	0.0
Pittsburgh	62	9	12	21	26	67	13.4
<b>Total</b>	<b>67</b>	<b>9</b>	<b>12</b>	<b>21</b>	<b>35</b>	<b>70</b>	<b>12.9</b>
Randy Boyd	56	4	14	18	71	102	3.9
Steve Gatzos	44	6	7	13	52	70	8.6
Pat Price*	38	1	11	12	104	57	1.8
Kevin McClelland	38	5	4	9	73	70	7.1
Gary Rissling	40	5	4	9	128	35	14.3
Marc Chorney	67	3	5	8	66	66	4.5
Ron Meighan	41	2	6	8	16	48	4.2
Tony Feltrin	32	3	3	6	40	36	8.3
Pat Graham	20	1	5	6	16	25	4.0
Tim Hrynewich	30	2	3	5	48	22	9.1
Doug Lecuyer	12	1	4	5	12	8	12.5
Rick MacLeish	6	0	5	5	2	8	0.0
Rod Buskas	41	2	2	4	102	27	7.4
Stan Jonathan, Boston	1	0	0	0	0	1	0.0
Pittsburgh	19	0	3	3	13	16	0.0
<b>Total</b>	<b>20</b>	<b>0</b>	<b>3</b>	<b>3</b>	<b>13</b>	<b>17</b>	<b>0.0</b>
Jim Hamilton	5	0	2	2	2	12	0.0
Michel Dion	49	0	2	2	8	0	0.0
Bob Simpson	4	1	0	1	0	3	33.3
Denis Herron	31	0	1	1	14	0	0.0
Rob Garner	1	0	0	0	0	1	0.0
Brian Lundberg	1	0	0	0	2	0	0.0
Nick Ricci	3	0	0	0	0	0	0.0
Roberto Romano	3	0	0	0	0	0	0.0
Rich Sutter	4	0	0	0	0	3	0.0
Rod Schutt	5	0	0	0	0	6	0.0
Bennett Wolf	5	0	0	0	37	1	0.0
George Ferguson*	7	0	0	0	2	10	0.0
Ian Turnbull	7	0	0	0	4	6	0.0
Bench					20		

\* Traded or waived from Pittsburgh during 1982-83 season

1982-83	GP	MP	GF	GA	ENG SO	AVG	W-L-T
Michel Dion	49	2791	145	198	9	0	4.26 12-30-4
Denis Herron	31	1707	90	151	1	1	5.31 5-18-5
Nick Ricci	3	147	12	16	1	0	6.53 1-2-0
Roberto Romano	3	155	8	18	0	0	6.97 0-3-0
<b>Total</b>	<b>80</b>	<b>4800</b>	<b>257</b>	<b>394</b>	<b>11</b>	<b>1</b>	<b>4.93 18-53-9</b>

### 1982-83 INDIVIDUAL SCORING BREAKDOWN

NAME	WG	TG	GF	PPG	SHG	H	A	1H	2H	TOT
Paul Baxter	0	0	0	5	0	6	5	8	3	11
Pat Boutette	4*	2*	2	13	1*	15	12	20	7	27
Randy Boyd	0	0	0	1	0	2	2	0	4	4
Mike Bullard	2	0	4*	3	0	9	13	7	15	22
Rod Buskas	0	0	0	1	0	2	0	2	0	2
Randy Carlyle	0	1	2	8	1*	6	9	9	6	15
Marc Chorney	0	0	0	0	0	2	1	0	3	3
Tony Feltrin	0	0	1	0	0	1	2	1	2	3
Paul Gardner	1	1	4*	20*	0	17	11	4	24	28
Steve Gatzos	1	0	0	2	0	4	2	4	2	6
Pat Graham	0	0	0	1	0	0	1	1	0	1
Anders Hakansson	1	0	0	0	0	6	3	3	6	9
Dave Hannan	3	0	0	2	0	5	6	7	4	11
Greg Hotham	0	0	0	0	0	2	0	1	1	2
Tim Hrynewich	0	0	0	0	0	2	0	2	0	2
Rick Kehoe	2	2*	0	15	0	9	20*	20*	9	29*
Doug Lecuyer	1	0	0	0	0	1	0	1	0	1
Peter Lee	1	0	0	1	0	7	6	6	7	13
Greg Malone	0	1	3	3	0	11	6	11	6	17
Kevin McClelland	0	0	0	0	0	3	2	2	3	5
Ron Meighan	0	0	1	1	0	0	2	1	1	2
Pat Price	0	0	0	0	0	0	1	1	0	1
Gary Rissling	0	0	2	0	0	2	3	0	5	5
Andre St. Laurent	0	0	2	1	0	10	3	7	6	13
Doug Shedden	2	1	3	4	1*	12	12	12	12	24
Bob Simpson	0	0	0	0	0	0	1	1	0	1
<b>TOTAL</b>	<b>18</b>	<b>8</b>	<b>24</b>	<b>81</b>	<b>3</b>	<b>134</b>	<b>123</b>	<b>131</b>	<b>126</b>	<b>257</b>

\* - Denotes Leader in Category

#### Key to Abbreviations:

WG - Winning Goal	TG - Tying Goal	GF - First Goal of Game
PPG - Power Play Goal	SHG - Shorthanded Goal	H - Home Goals
A - Away Goals	1H - First Half of Season	2H - Second Half of Season
TOT - Total Goals		

1982-83 MULTIPLE POINT GAMES

PLAYER	2G	3G	2A	3A	4A	2PT	3PT	4PT	5PT	TOTAL
Kehoe	3	1	7	0	0	16	2	0	0	18
Malone	2	0	9	4	0	10	7	1	0	18
Carlyle	1	0	7	1	0	13	1	1	0	15
Shedden	3	0	5	1	0	11	3	1	0	12
Gardner	3	0	5	0	0	11	0	1	0	12
Bullard	2	0	4	0	0	9	1	1	0	11
Boutette	3	2	1	1	1	7	3	0	1	11
Hotham	0	0	6	0	1	6	0	1	0	7
Hannan	0	0	2	0	0	6	0	0	0	6
Lee	1	0	1	0	0	5	0	0	0	5
Baxter	1	0	2	0	0	4	0	0	0	4
Gatzos	1	0	1	0	0	4	0	0	0	4
Rissling	0	0	0	0	0	3	0	0	0	3
St. Laurent	1	0	1	0	0	2	0	1	0	3
Hakansson	2	0	1	0	0	1	2	0	0	3
Price	0	0	2	0	0	1	0	0	0	2
MacLeish	0	0	0	1	0	0	1	0	0	1
Dion	0	0	1	0	0	1	0	0	0	1
Buskas	0	0	0	0	0	1	0	0	0	1
Boyd	0	0	0	0	0	1	0	0	0	1
Chorney	0	0	1	0	0	1	0	0	0	1
Lecuyer	0	0	0	0	0	1	0	0	0	1
Hrynewich	0	0	0	0	0	1	0	0	0	1
<b>TOTAL</b>	<b>23</b>	<b>3</b>	<b>56</b>	<b>8</b>	<b>2</b>	<b>116</b>	<b>20</b>	<b>7</b>	<b>1</b>	<b>144</b>

PITTSBURGH ALL-TIME MULTIPLE POINT GAMES

PLAYER	2G	3G	2A	3A	4A	2PT	3PT	4PT	5PT	TOTAL
Kehoe	40	8	43	6	1*	112	29	6	3	150
Malone	16	1	30	9	1**	65	19	3	1**	88
Carlyle	3	0	38	10	1	57	11	4	0	72
Gardner	12	2***	20	1	0	38	8	5	0	51
Lee	14	0	9	0	0	41	7	0	0	48
Schutt	7	0	11	1	0	26	7	0	0	33
Bullard	9	0	9	0	0	22	7	1	0	30
Boutette	5	2	8	2	1	20	9	0	1	30
Shedden	4	1	8	1	0	17	4	2	0	23
Baxter	2	0	4	2	1	8	3	1	0	12
Hotham	0	0	6	0	1	8	0	1	0	9
Gatzos	2	0	3	0	0	6	2	0	0	8
Hannan	0	0	2	0	0	6	0	0	0	6
Simpson	1	0	1	1	0	5	1	0	0	6
St. Laurent	3	1	1	0	0	3	1	2	0	6
Hamilton	1	0	3	0	0	4	0	0	0	4
Chorney	0	0	4	0	0	4	0	0	0	4
Graham	2	0	0	0	0	3	0	0	0	3
Rissling	0	0	0	0	0	3	0	0	0	3
Hakansson	2	0	1	0	0	1	2	0	0	3
Boyd	0	0	0	0	0	1	0	0	0	1
Hrynewich	0	0	0	0	0	1	0	0	0	1
Buskas	0	0	0	0	0	1	0	0	0	1
Dion	0	0	1	0	0	1	0	0	0	1

\* Includes 5-assist game

\*\* Includes 6-assist game

\*\*\* Includes 4-goal game

PITTSBURGH SCORING VS NHL 1982-83

NAME	NJ	NVI	PATRICK DIVISION					ADAMS DIVISION					SMYTHE DIVISION					NORRIS DIVISION					TOTAL			
			G/A	G/A	G/A	PHL	WAS	BOS	BUF	HFT	MTL	QUE	CAL	EDM	LA	VAN	WPG	CHI	DET	MIN	STL	TOR		G/A	P	
Shedden	24	00	08	13	23	01	20	22	11	22	01	04	04	31	21	22	00	01	03	02	13	03	02	13	24	24487
Kehoe	51	24	32	21	34	22	13	22	22	21	20	05	02	02	03	00	01	30	02	02	14	00	00	00	24487	
Malone	14	00	22	00	04	11	11	24	11	24	10	05	12	02	02	01	04	02	22	01	23	00	00	00	29365	
Boutette	32	11	22	12	52	22	00	34	04	20	10	00	03	32	02	00	04	02	21	02	10	23	00	00	27744	
Carlyle	03	14	32	22	03	11	23	04	02	03	10	00	03	12	02	01	21	11	13	22	10	00	00	00	27295	
Gardner	44	13	24	23	23	23	21	11	32	01	01	30	21	11	20	20	21	23	23	10	02	10	03	00	154156	
Bullard	21	20	10	02	41	00	21	01	21	00	01	30	22	00	00	24	23	23	10	01	02	10	01	01	222244	
Hannan	10	10	10	10	01	01	13	11	01	02	01	10	00	00	00	10	00	01	10	01	11	01	01	01	131026	
Baxter	00	02	02	31	22	02	04	10	00	01	00	01	00	01	00	00	20	03	10	01	00	00	00	00	28755	
Hotham	09	12	01	04	04	03	00	01	00	02	01	00	00	00	01	00	00	01	00	01	00	00	00	00	112132	
Lee	00	10	10	00	00	10	11	00	00	00	00	00	00	00	00	00	00	00	00	00	00	00	00	00	112132	
St. Laurent	21	21	00	00	10	11	00	00	00	00	00	00	00	00	00	00	00	00	00	00	00	00	00	00	13922	
Hakansson	01	01	01	00	00	00	00	00	00	00	00	00	00	00	00	00	00	00	00	00	00	00	00	00	91221	
Boyd	02	10	01	01	11	00	00	00	00	00	00	00	00	00	00	00	00	00	00	00	00	00	00	00	41418	
Gatzos	20	00	22	10	10	00	00	00	00	00	00	00	00	00	00	00	00	00	00	00	00	00	00	00	288	
Price	01	00	02	10	00	00	00	00	00	00	00	00	00	00	00	00	00	00	00	00	00	00	00	00	23032	
McClelland	00	00	10	00	02	00	00	00	00	00	00	00	00	00	00	00	00	00	00	00	00	00	00	00	11112	
Rissling	00	00	00	00	00	00	00	00	00	00	00	00	00	00	00	00	00	00	00	00	00	00	00	00	549	
Chorney	02	00	00	01	00	00	00	00	00	00	00	00	00	00	00	00	00	00	00	00	00	00	00	00	156	
McGillan	00	00	00	01	00	00	00	00	00	00	00	00	00	00	00	00	00	00	00	00	00	00	00	00	336	
McGillan	00	00	00	01	00	00	00	00	00	00	00	00	00	00	00	00	00	00	00	00	00	00	00	00	288	
Fallon	00	00	00	00	00	00	00	00	00	00	00	00	00	00	00	00	00	00	00	00	00	00	00	00	358	
Graham	00	00	00	00	00	00	00	00	00	00	00	00	00	00	00	00	00	00	00	00	00	00	00	00	549	
Hrynewich	12	DNP	DNP	11	DNP	00	01	DNP	01	01	DNP	00	00	DNP	00	DNP	00	DNP	00	00	00	00	00	00	156	
Lecuyer	00	00	00	00	00	12	01	DNP	00	DNP	00	00	00	DNP	00	DNP	00	DNP	00	00	00	00	00	00	235	
MacLeish	01	DNP	01	DNP	00	00	00	00	00	00	00	00	00	DNP	00	DNP	00	DNP	00	00	00	00	00	00	145	
Buskas	00	00	00	00	00	00	00	00	00	00	00	00	00	DNP	00	DNP	00	DNP	00	00	00	00	00	00	235	
Jankin	00	00	00	00	00	00	00	00	00	00	00	00	00	DNP	00	DNP	00	DNP	00	00	00	00	00	00	033	
Hamilton	00	01	DNP	00	00	00	00	00	00	00	00	00	00	DNP	00	DNP	00	DNP	00	00	00	00	00	00	033	
Dion	00	00	DNP	00	00	00	00	00	00	00	00	00	00	DNP	00	DNP	00	DNP	00	00	00	00	00	00	022	
Simpson	02	00	DNP	00	00	00	00	00	00	00	00	00	00	DNP	00	DNP	00	DNP	00	00	00	00	00	00	022	
Heron	00	DNP	00	00	00	00	00	00	00	00	00	00	00	DNP	00	DNP	00	DNP	00	00	00	00	00	00	101	
TOTAL	2340	1319	1930	1625	2336	1018	1220	1425	1119	1119	69	1424	1525	1019	1321	916	1119	815	1118	813	257430	487				

### 1982-83 NHL SCORING LEADERS

NAME - TEAM	GP	G	A	PTS	PPG	SHG	GWG
Wayne Gretzky, Edmonton	80	71	125	196	18	6	9
Peter Stastny, Quebec	75	47	77	124	5	0	4
Denis Savard, Chicago	78	35	85	120	13	0	4
Mike Bossy, NY Islanders	79	60	58	118	19	0	8
Marcel Dionne, Los Angeles	80	56	51	107	17	1	7
Barry Pederson, Boston	77	46	61	107	15	1	10
Mark Messier, Edmonton	77	48	58	106	12	1	2
Michel Goulet, Quebec	80	57	48	105	10	4	4
Glenn Anderson, Edmonton	72	48	56	104	11	0	10
Kent Nilsson, Calgary	80	46	58	104	16	4	6
Jari Kurri, Edmonton	80	45	59	104	10	1	3
Lanny McDonald, Calgary	80	66	32	98	17	0	8
Rick Middleton, Boston	80	49	47	96	6	3	7
Paul Coffey, Edmonton	80	29	67	96	9	1	2
Anton Stastny, Quebec	79	32	60	92	10	0	7
Dale Hawerchuk, Winnipeg	79	40	51	91	13	1	3
Steve Larmer, Chicago	80	43	47	90	13	0	9
Ron Francis, Hartford	79	31	59	90	4	2	4
Bryan Trottier, NY Islanders	80	34	55	89	13	0	5
Stan Smyl, Vancouver	74	38	50	88	15	1	2

### LEAGUE LEADERS

GOALS		ASSISTS	
Wayne Gretzky, Edmonton	71	Wayne Gretzky, Edmonton	125
Lanny McDonald, Calgary	66	Denis Savard, Chicago	85
Mike Bossy, NY Islanders	60	Peter Stastny, Quebec	77
Michel Goulet, Quebec	57	Paul Coffey, Edmonton	67
Marcel Dionne, Los Angeles	56	Bobby Clarke, Philadelphia	62
POWER PLAY GOALS		SHORTHANDED GOALS	
Paul Gardner, Pittsburgh	20	Wayne Gretzky, Edmonton	6
Al Secord, Chicago	20	Seven players with five each	5
Mike Bossy, NY Islanders	19		
GAME WINNING GOALS		GAME TYING GOALS	
Brian Propp, Philadelphia	12	Marcel Dionne, Los Angeles	6
Glenn Anderson, Edmonton	10	Mark Messier, Edmonton	5
Barry Pederson, Boston	10	Brian Sutter, St. Louis	4
SHOTS		SHOOTING PERCENTAGE	
Wayne Gretzky, Edmonton	348	Lanny McDonald, Calgary	24.3
Marcel Dionne, Los Angeles	345	Darcy Rota, Vancouver	24.3
Dale Hawerchuk, Winnipeg	297	Mark Pavelich, NY Rangers	24.0
Rick Vaive, Toronto	296		
PENALTY MINUTES		GOALS IN CONSECUTIVE GAMES	
Randy Holt, Washington	275	Marcel Dionne, Los Angeles	11
Dave Williams, Vancouver	265	Paul Gardner, Pittsburgh	9
Brian Sutter, St. Louis	254		
ASSISTS IN CONSECUTIVE GAMES		POINTS IN CONSECUTIVE GAMES	
Wayne Gretzky, Edmonton	12	Wayne Gretzky, Edmonton	30
Barry Pederson, Boston	12	Wayne Gretzky, Edmonton	17
Denis Savard, Chicago	11	Glenn Anderson, Edmonton	17

### 1982-83 NHL LEADING GOALTENDERS

NAME	TEAM	GP	MINS	GA	SO	AVG	W-L-T	SPCTG
Roland Melanson		44	2460	109	1	2.66	24-12-5	.909
Billy Smith		41	2340	112	1	2.87	18-14-7	.906
<b>NYI Total</b>		<b>80</b>	<b>4800</b>	<b>226</b>	<b>2</b>	<b>2.83</b>	<b>42-26-12</b>	<b>.906</b>
Pete Peeters		62	3611	142	8	2.36	40-11-9	.904
Marco Baron		9	516	33	0	3.84	6-3-0	.858
Mike Moffat		13	673	49	0	4.37	4-6-1	.819
<b>Boston Total</b>		<b>80</b>	<b>4800</b>	<b>228</b>	<b>8</b>	<b>2.85</b>	<b>50-20-10</b>	<b>.885</b>
Bob Froese		24	1406	59	4	2.52	17-4-2	.896
Pelle Lindbergh		40	2334	116	3	2.98	23-13-3	.890
Rick St. Croix		16	940	54	0	3.45	9-5-2	.875
Michel Larocque		2	120	8	0	4.00	0-1-1	.857
<b>Philadelphia Total</b>		<b>80</b>	<b>4800</b>	<b>240</b>	<b>7</b>	<b>3.00</b>	<b>49-23-8</b>	<b>.887</b>
Murray Bannerman		41	2460	127	4	3.10	24-12-5	.901
Tony Esposito		39	2340	135	1	3.46	23-11-5	.887
<b>Chicago Total</b>		<b>80</b>	<b>4800</b>	<b>268</b>	<b>5</b>	<b>3.35</b>	<b>47-23-10</b>	<b>.892</b>
Robbie Moore		1	20	1	0	3.00	0-1-0	.857
Pat Riffin		38	2161	121	0	3.36	17-9-9	.880
Al Jensen		40	2358	135	1	3.44	21-12-6	.881
Dave Parro		6	261	19	1	4.37	1-3-1	.849
<b>Washington Total</b>		<b>80</b>	<b>4800</b>	<b>283</b>	<b>1</b>	<b>3.54</b>	<b>39-25-16</b>	<b>.876</b>
Bob Sauve		54	3110	179	1	3.45	25-20-7	.871
Jacques Cloutier		25	1390	81	0	3.50	10-7-6	.858
Phil Myre		5	300	21	0	4.20	3-2-0	.861
<b>Buffalo Total</b>		<b>80</b>	<b>4800</b>	<b>285</b>	<b>1</b>	<b>3.56</b>	<b>38-29-13</b>	<b>.860</b>

### INDIVIDUAL LEADERS

GOALS AGAINST AVERAGE		WINS	
Pete Peeters, Boston	2.36	Pete Peeters, Boston	40
Roland Melanson, NYI	2.66	Andy Moog, Edmonton	33
Billy Smith, NYI	2.87	Rick Wamsley, Montreal	27
Pelle Lindbergh, Philadelphia	2.98	Bob Sauve, Buffalo	25
		Murray Bannerman, Chicago	24
SAVE PERCENTAGE		SHUTOUTS	
Roland Melanson, NYI	.909	Pete Peeters, Boston	8
Billy Smith, NYI	.906	Murray Bannerman, Chicago	4
Pete Peeters, Boston	.904	Bob Froese, Philadelphia	4
Murray Bannerman, Chicago	.901	Pelle Lindbergh, Philadelphia	3
Andy Moog, Edmonton	.891		

PITTSBURGH CAREER SCORING—SIXTEEN YEARS

NAME	GP	G	A	PTS	PIM	PPG	SHG	GWG	GTG											
1. Jean Pronovost	753	316	287	603	306	70	14	42	19											
2. Rick Kehoe	659	294	295	589	80	88	1	23	15											
3. Syl Apps	495	151	349	500	241	31	11	20	10											
4. Ron Schock	619	124	280	404	201	19	14	17	10											
5. Greg Malone	495	143	221	364	496	30	0	13	7											
6. Ron Stackhouse	621	66	277	343	547	20	2	8	3											
7. Lowell MacDonald	328	140	166	306	60	36	0	13	6											
8. Randy Carlyle	347	63	234	297	500	28	4	5	3											
9. Pierre Larouche	240	119	134	253	99	31	0	13	8											
10. Peter Lee	431	114	131	245	257	22	1	18	4											
11. Ken Schinkel	371	93	143	236	86	19	1	14	4											
12. Paul Gardner	191	98	100	198	99	59	0	4	7											
13. George Ferguson	303	89	106	195	162	12	12	6	7											
14. Bryan Hextall	335	71	115	186	498	21	0	13	4											
15. Rod Schutt	267	75	89	164	173	18	0	12	2											
16. Greg Polis	256	88	70	158	146	26	0	5	7											
17. Bob Kelly	250	69	85	154	462	12	0	8	5											
18. Keith McCreary	292	82	59	141	199	16	0	10	6											
19. Vic Hadfield	163	61	79	140	118	10	4	5	2											
20. Dave Burrows	573	24	108	132	301	4	1	5	2											
21. Al McDonough	152	56	74	130	46	11	0	8	1											
22. Pat Boutette	160	50	80	130	382	27	2	6	4											
23. Ross Lonsberry	236	56	73	129	150	13	1	3	2											
24. Gregg Sheppard	241	50	73	123	113	9	1	6	2											
25. Val Fonteyne	349	39	82	121	4	5	3	6	0											
26. Orest Kindrachuk	144	38	80	118	181	6	3	2	1											
27. Pete Mahovlich	117	39	75	114	76	14	2	1	3											
28. Mario Faubert	231	21	90	111	222	13	0	3	0											
29. Mike Bullard	147	60	51	111	170	13	0	7	0											
30. Wayne Bianchin	265	68	41	109	130	9	1	10	2											
31. Duane Rupp	265	21	83	104	170	4	1	4	0											
32. Andy Bathgate	150	35	68	103	89	9	0	7	3											
33. Nick Harbaruk	308	40	61	101	257	7	3	6	3											
34. Blair Chapman	227	48	51	99	71	6	0	5	1											
35. Wally Boyer	203	32	62	94	81	7	0	1	6											
36. Paul Baxter	202	25	69	94	851	10	0	3	0											
37. Bob Woytowich	248	22	71	93	151	9	3	0	0											
38. Doug Shedden	118	34	58	92	66	8	1	4	1											
39. Russ Anderson	353	15	77	92	684	1	0	3	0											
40. Dean Prentice	144	47	42	89	32	19	0	4	2											
41. Chuck Arnason	149	46	40	86	50	7	0	7	0											
42. Darryl Edestrand	158	25	40	67	95	6	2	5	1											
43. Gary McAdam	140	27	40	67	95	3	0	3	1											
44. Dennis Owchar	168	18	49	67	146	2	0	0	0											
45. Colin Campbell	243	14	52	66	517	2	1	3	0											
46. Bryan Watson	304	8	57	65	871	1	0	0	0											
47. Mark Johnson	136	23	39	62	84	2	1	2	1											
48. Mike Corrigan	98	22	39	61	46	2	0	1	0											
49. Barry Wilkins	133	5	56	61	203	0	1	0	0											
50. Earl Ingarfield	90	23	37	60	16	5	1	0	0											
51. Pat Price	128	8	52	60	459	2	0	0	0											
52. Gene Ubriaco	114	33	26	59	30	7	0	5	1											
53. Eddie Shack	87	30	29	59	96	12	0	4	0											
54. Gene Carr	70	17	37	54	76	4	0	2	2											
55. Noel Price	143	8	45	53	109	2	0	2	0											
56. Pat Hughes	134	28	23	51	239	5	0	2	1											
57. Charlie Burns	76	13	38	51	22	1	1	1	1											
58. Dunc McCallum	185	14	35	49	228	3	1	2	1											
59. Dave Schultz	113	13	34	47	535	0	0	1	1											
60. Billy Dea	139	26	20	46	12	3	0	4	1											
61. Paul Andrea	90	18	27	45	4	10	0	2	1											
62. Michel Briere	76	12	32	44	20	4	0	3	0											
63. Ab McDonald	74	22	21	43	38	6	1	2	2											
64. Dale Tallon	95	10	33	43	53	6	0	4	0											
65. Tom Edur	58	5	38	43	18	2	0	1	0											
66. Greg Hotham	83	6	36	42	55	2	0	0	0											
67. Leo Boivin	114	14	26	40	100	6	0	2	0											
68. Bob Paradise	203	7	33	40	209	1	0	0	0											
69. Nick Libett	121	20	18	38	18	2	1	3	1											
70. Glen Sather	122	20	17	37	210	3	0	0	2											
71. Lou Angotti	71	17	20	37	36	3	0	2	2											
72. Art Stratton	58	16	21	37	16	5	0	2	1											
73. Stan Gilbertson	115	19	17	36	19	3	0	1	0											
74. Bob McManama	99	11	25	36	28	0	1	1	0											
75. Andre St. Laurent	88	21	14	35	109	2	0	1	0											
76. Tom Bladon	135	6	29	35	99	2	0	1	0											
77. Dave Hannan	75	11	22	33	127	2	0	3	0											
78. Bob Leiter	78	14	17	31	18	5	0	3	2											
79. Rick MacLeish	46	13	17	30	30	2	2	1	0											
80. Ron Lalonde	108	10	20	30	16	0	1	2	0											
81. Jim Morrison	132	5	25	30	72	0	0	0	1											
82. Steve Gatzos	60	12	15	27	66	3	0	1	0											
83. Steve Durbano	66	4	23	27	309	2	0	0	0											
84. Lew Morrison	214	13	13	26	12	1	3	1	1											
85. Jack Lynch	64	1	25	26	61	0	0	0	0											
86. Jim Hamilton	73	10	15	25	24	0	0	1	0											
87. Paul Marshall	59	12	12	24	13	2	0	5	1											
88. Jean Guy Lagace	106	4	20	24	119	1	1	1	1											
89. Ab DeMarco	42	9	13	22	8	4	0	1	0											
90. Marc Chorney	135	5	17	22	143	0	0	1	0											
91. Anders Hakansson	62	9	12	21	26	0	0	1	0											
92. Billy Speer	102	4	17	21	71	2	0	1	0											
93. Steve Cardwell	53	9	11	20	35	2	0	2	0											
94. Brian Spencer	86	9	11	20	81	0	0	1	2											
95. Bob Blackburn	124	8	12	20	105	0	0	2	0											
96. Billy Harris	55	7	13	20	8	2	0	0	0											
97. Pat Graham	62	7	13	20	71	0	0	1	0											
98. Randy Boyd	79	4	16	20	120	1	0	0	0											
99. Rick Kessel	83	2	18	20	4	0	0	0	0											
100. Bob Simpson	30	10	9	19	4	0	0	1	0											
101. Bernie Lukowich	53	9	10	19	32	1	0	2	0	</										

116. Don Awrey	79	1	12	13	40	0	0	0	0
117. John Flesch	29	7	5	12	19	0	0	2	2
118. Kim Davis	34	5	7	12	47	0	0	2	1
119. Al MacNeil	74	2	10	12	58	0	0	0	0
120. Blaine Stoughton	34	5	6	11	8	0	0	0	0
121. Wayne Hicks	15	4	7	11	2	2	0	1	1
122. Tim Horton	44	2	9	11	40	0	0	0	0
123. Gary Rissling	82	6	4	10	326	0	0	0	0
124. Bob Stewart	65	3	7	10	52	0	0	0	0
125. Nelson DeBenedet	31	6	3	9	11	1	0	0	0
126. Ron Meighan	41	2	6	8	16	1	0	0	0
127. Sheldon Kannegiesse	75	2	6	8	76	0	0	0	0
128. Paul Mulvey	27	1	7	8	76	0	0	0	0
129. George Swarbrick	31	1	7	8	36	0	0	0	0
130. Ed Van Impe	22	0	8	8	22	0	0	0	0
131. Tom Cassidy	26	3	4	7	15	0	0	0	0
132. Joe Noris	35	2	5	7	20	1	1	0	0
133. Harvey Bennett	32	3	3	6	53	1	0	1	0
134. Tony Feltrin	39	3	3	6	44	0	0	0	0
135. Kelly Pratt	22	0	6	6	15	0	0	0	0
136. Denis Herron	207	0	6	6	42	-	-	-	-
137. Ron Snell	7	3	2	5	6	2	0	1	0
138. Tim Hrynewich	30	2	3	5	48	0	0	0	0
139. Yvon Labre	37	2	3	5	32	0	0	0	0
140. Doug Lecuyer	12	1	4	5	12	0	0	1	0
141. Robin Burns	41	0	5	5	32	0	0	0	0
142. Greg Millen	135	0	5	5	20	-	-	-	-
143. Derek Sanderson	13	3	1	4	0	1	0	0	0
144. Rod Buskas	41	2	2	4	102	1	0	0	0
145. Mike McMahon	12	1	3	4	19	1	0	0	0
146. Jim Wiley	26	0	4	4	2	0	0	0	0
147. Dick Mattiussi	44	0	4	4	32	0	0	0	0
148. Jim Shires	18	1	2	3	2	0	0	0	0
149. Stan Jonathan	19	0	3	3	13	0	0	0	0
150. Larry Bignell	20	0	3	3	2	0	0	0	0
151. Ron Jones	25	0	3	3	15	0	0	0	0
152. Kim Clackson	45	0	3	3	166	0	0	0	0
153. Michel Plasse	75	0	3	3	24	-	-	-	-
154. Michel Dion	111	0	3	3	12	-	-	-	-
155. Hartland Monahan	7	2	0	2	2	1	0	0	0
156. Billy Hicke	12	2	0	2	6	1	0	0	0
157. Brian McKenzie	6	1	1	2	4	0	0	0	0
158. Doug Barrie	8	1	1	2	8	0	0	0	0
159. Garry Swain	9	1	1	2	0	0	0	0	1
160. Ed Gilbert	45	1	1	2	0	0	0	0	0
161. John Arbour	17	0	2	2	35	0	0	0	0
162. Tom Price	19	0	2	2	8	0	0	0	0
163. Dunc Wilson	66	0	2	2	21	-	-	-	-
164. Gary Inness	100	0	2	2	4	-	-	-	-
165. Mel Pearson	2	0	1	1	0	0	0	0	0
166. Roy Edwards	15	0	1	1	0	-	-	-	-
167. Cam Newton	16	0	1	1	6	-	-	-	-
168. Bennett Wolf	30	0	1	1	133	0	0	0	0
169. Gilles Lupien	31	0	1	1	34	0	0	0	0
170. Jim Rutherford	115	0	1	1	18	-	-	-	-
171. Les Binkley	196	0	1	1	2	-	-	-	-
172. Marv Edwards	1	0	0	0	0	-	-	-	-
173. Rob Garner	1	0	0	0	0	0	0	0	0
174. Brian Lundberg	1	0	0	0	2	0	0	0	0
175. Greg Redquest	1	0	0	0	0	-	-	-	-

176. Paul Hoganson	2	0	0	0	0	-	-	-	-
177. Lex Hudson	2	0	0	0	0	0	0	0	0
178. Bob Taylor	2	0	0	0	0	-	-	-	-
179. Yves Bergeron	3	0	0	0	0	0	0	0	0
180. Steve Lyon	3	0	0	0	2	0	0	0	0
181. Roberto Romano	3	0	0	0	0	-	-	-	-
182. Bob Stumpf	3	0	0	0	4	0	0	0	0
183. Bill LeCaine	4	0	0	0	0	0	0	0	0
184. Mike Meeker	4	0	0	0	5	0	0	0	0
185. Rich Sutter	4	0	0	0	0	0	0	0	0
186. Ted Lanyon	5	0	0	0	4	0	0	0	0
187. Gary Edwards	6	0	0	0	2	-	-	-	-
188. Ian Turnbull	7	0	0	0	4	0	0	0	0
189. Bob Johnson	12	0	0	0	6	-	-	-	-
190. Paul Harrison	13	0	0	0	0	-	-	-	-
191. Hank Nowak	13	0	0	0	11	0	0	0	0
192. Gordie Laxton	17	0	0	0	0	-	-	-	-
193. Nick Ricci	19	0	0	0	2	-	-	-	-
194. Hank Bassen	25	0	0	0	2	-	-	-	-
195. Joe Daley	38	0	0	0	2	-	-	-	-
196. Rob Holland	44	0	0	0	2	-	-	-	-
197. Andy Brown	45	0	0	0	62	-	-	-	-
198. Al Smith	93	0	0	0	61	-	-	-	-
199. Bench					176				
<b>Total</b>	<b>1,258</b>	<b>4,066</b>	<b>6,631</b>	<b>10,697</b>	<b>18,189</b>	<b>959</b>	<b>106</b>	<b>459</b>	<b>200</b>

#### ATTENDANCE FIGURES

YEAR	TOTAL ATTENDANCE	DATES	AVERAGE	SELLOUTS	13,000+ CROWDS
1982-83	336,300	40	8,408	2	1
1981-82	451,965	40	11,299	5	11
1980-81	413,407	40	10,335	0	9
1979-80	426,156	40	10,653	2	8
1978-79	457,209	40	11,430	3	14
1977-78	421,933	40	10,548	2	10
1976-77	401,580	40	10,040	1	5
1975-76	458,198	40	11,455	2	9
1974-75	448,975	40	11,224	11**	12
1973-74	396,197	39	10,159	4	5
1972-73	436,601	39	11,195	7	7
1971-72	375,711	39	9,634	5	5
1970-71	377,182	39	9,671	3	3
1969-70	265,936	38	6,998	0	0
1968-69	228,285	38	6,008	0	0
1967-68	274,049	37	7,407	0	0

\*\* - Sellout in 1974-75 was 13,404

## ALL-TIME GOALTENDING 1967-1983

NAME	GP	MP	GF	GA	ENG	SO	AVG	W-L-T	SAVES	SPG	EFF
Roy Edwards	15	847	24	36	2	0	2.55	2-8-4	355	25.1	90.8
Hank Bassen	25	1299	58	62	2	1	2.86	7-10-3	616	28.5	90.9
Marv Edwards	1	60	0	3	0	0	3.00	0-1-0	30	30.0	90.0
Al Smith	91	5027	217	257	3	4	3.07	24-42-17	2277	27.2	89.9
Les Binkley	196	11046	465	574	8	11	3.12	58-94-34	5022	27.3	89.7
Jim Rutherford	115	6252	318	327	6	4	3.14	44-49-14	2915	28.0	89.9
Joe Daley	38	2143	107	112	4	2	3.14	11-18-6	1094	30.6	90.7
Gary Inness	100	5366	356	299	6	2	3.34	39-37-13	2591	29.0	89.7
Dunc Wilson	66	3807	188	224	1	5	3.53	23-30-10	1750	27.6	88.7
Michel Plasse	75	4190	298	251	1	2	3.59	33-24-14	2013	28.8	88.9
Gary Edwards	6	360	25	22	0	1	3.67	3-2-1	171	28.5	88.6
<b>Denis Heron</b>	<b>207</b>	<b>11704</b>	<b>645</b>	<b>719</b>	<b>10</b>	<b>4</b>	<b>3.69</b>	<b>70-84-39</b>	<b>5752</b>	<b>29.5</b>	<b>88.9</b>
Cam Newton	16	814	46	51	2	0	3.76	4-7-1	360	26.5	87.6
Andy Brown	45	2476	145	156	0	1	3.78	16-20-6	1126	27.3	87.8
Greg Millen	135	7839	465	501	10	4	3.83	57-56-18	3482	26.7	87.4
<b>Michel Dion</b>	<b>113</b>	<b>6371</b>	<b>370</b>	<b>424</b>	<b>17</b>	<b>0</b>	<b>3.99</b>	<b>37-54-16</b>	<b>2933</b>	<b>27.6</b>	<b>87.4</b>
Rob Holland	44	2513	134	171	4	1	4.08	11-22-9	1060	25.3	86.1
Nick Ricci	19	1087	67	79	4	0	4.36	7-12-0	474	26.2	85.7
Bob Johnson	12	476	27	40	0	0	5.04	3-4-1	237	29.9	85.6
Bob Taylor	2	78	4	7	1	0	5.38	0-1-0	41	31.5	83.7
Paul Harrison	13	700	51	64	1	0	5.49	3-7-0	288	24.7	81.6
Gordie Laxton	17	800	44	74	2	0	5.55	4-9-1	359	26.9	82.9
<b>Roberto Romano</b>	<b>3</b>	<b>155</b>	<b>8</b>	<b>18</b>	<b>0</b>	<b>0</b>	<b>6.97</b>	<b>0-3-0</b>	<b>78</b>	<b>30.7</b>	<b>81.3</b>
Paul Hoganson	2	57	4	7	0	0	7.37	0-1-0	21	22.1	75.0
Greg Redquest	1	13	0	3	0	0	13.85	0-0-0	2	9.2	40.0
<b>TOTAL</b>	<b>1258</b>	<b>75,480</b>	<b>4066</b>	<b>4481</b>	<b>84</b>	<b>42</b>	<b>3.63</b>	<b>456-595-207</b>	<b>35,047</b>	<b>27.8</b>	<b>88.5</b>

(4566)

## ALL TIME LEADERS

## GAMES PLAYED

Jean Pronovost	753
<b>Rick Kehoe</b>	<b>659</b>
Ron Stackhouse	621
Ron Schock	619
Dave Burrows	573
Syl Apps	495
<b>Greg Malone</b>	<b>495</b>
Peter Lee	431
Ken Schinkel	371
Russ Anderson	353
Val Fonteyne	349
<b>Randy Carlyle</b>	<b>347</b>
Bryan Hextall	335
Lowell MacDonald	328
George Ferguson	310
Nick Harbaruk	308
Bryan Watson	303
Keith McCreary	292
<b>Rod Schutt</b>	<b>267</b>
Duane Rupp	265
Wayne Bianchin	265

## ASSISTS

Syl Apps	349
<b>Rick Kehoe</b>	<b>295</b>
Jean Pronovost	287
Ron Shock	280
Ron Stackhouse	277
<b>Randy Carlyle</b>	<b>234</b>
<b>Greg Malone</b>	<b>221</b>
Lowell MacDonald	166
Ken Schinkel	143
Pierre Larouche	134
Peter Lee	131
Bryan Hextall	115
Dave Burrows	108
George Ferguson	106
<b>Paul Gardner</b>	<b>100</b>
Mario Faubert	90
Bob Kelly	85
<b>Rod Schutt</b>	<b>85</b>
Duane Rupp	83
Val Fonteyne	82

## PENALTY MINUTES

Bryan Watson	871
Paul Baxter	851
Russ Anderson	684
Ron Stackhouse	547
Dave Schultz	535
Colin Campbell	517
<b>Randy Carlyle</b>	<b>500</b>
Bryan Hextall	498
<b>Greg Malone</b>	<b>496</b>
Bob Kelly	462

## GOALS

Jean Pronovost	316
<b>Rick Kehoe</b>	<b>294</b>
Syl Apps	151
<b>Greg Malone</b>	<b>143</b>
Lowell MacDonald	140
Ron Schock	124
Pierre Larouche	119
Peter Lee	114
<b>Paul Gardner</b>	<b>98</b>
Ken Schinkel	93
George Ferguson	89
Greg Polis	88
Keith McCreary	82
<b>Rod Schutt</b>	<b>75</b>
Bryan Hextall	71
Bob Kelly	69
Wayne Bianchin	68
Ron Stackhouse	66
<b>Randy Carlyle</b>	<b>63</b>
Vic Hadfield	61
<b>Mike Bullard</b>	<b>60</b>

## POINTS

Jean Pronovost	603
<b>Rick Kehoe</b>	<b>589</b>
Syl Apps	500
Ron Schock	404
<b>Greg Malone</b>	<b>364</b>
Ron Stackhouse	343
Lowell MacDonald	306
<b>Randy Carlyle</b>	<b>297</b>
Pierre Larouche	253
Peter Lee	245
Ken Schinkel	236
<b>Paul Gardner</b>	<b>198</b>
George Ferguson	195
Bryan Hextall	186
<b>Rod Schutt</b>	<b>164</b>
Greg Polis	158
Bob Kelly	154
Keith McCreary	141
Vic Hadfield	140
Dave Burrows	132
<b>Pat Boutette</b>	<b>130</b>

Pat Boutette	382
Pat Price	359
<b>Gary Rissling</b>	<b>326</b>
Steve Durbano	309
Jean Pronovost	306
Dave Burrows	301
Nick Harbaruk	257
Peter Lee	257
Syl Apps	241
Pat Hughes	239

### SEASON LEADERS

SEASON	GOALS	ASSISTS	POINTS	PENALTY MINUTES
1982-83	Rick Kehoe Paul Gardner	29 28	44 43	67 65
1981-82	Mike Bullard Paul Gardner	37 36	64 52	85 75
1980-81	<b>Rick Kehoe</b> Paul Gardner	55 34	67 44	88 83
1979-80	Rick Kehoe George Ferguson	30 21	32 30	60 51
1978-79	Greg Malone Peter Lee	35 32	42 39	65 60
1977-78	Jean Pronovost Rick Kehoe	40 29	43 38	65 61
1976-77	Jean Pronovost Rick Kehoe	33 30	43 34	64 63
1975-76	Pierre Larouche Jean Pronovost	53 52	67 60	111 104
1974-75	Jean Pronovost Rick Kehoe	43 32	63 55	86 79
1973-74	Lowell MacDonald Jean Pronovost	43 40	61 39	85 82
1972-73	Al McDonough Lowell MacDonald	35 34	56 56	85 85
1971-72	Jean Pronovost Greg Polis	30 30	44 44	59 59
1970-71	Three with Dean Prentice	21 26	32 32	48 51
1969-70	Keith McCreary	25	38	52
1968-69	Ab McDonald	22	39	59
1967-68				74

### BEST SEASONS

#### GOALS - ONE SEASON

Rick Kehoe	55 (1980-81)
Pierre Larouche	53 (1975-76)
Jean Pronovost	52 (1975-76)
Lowell MacDonald	43 (1973-74)
Jean Pronovost	43 (1974-75)
Jean Pronovost	40 (1973-74)
Jean Pronovost	40 (1977-78)
Mike Bullard	37 (1981-82)
Paul Gardner	36 (1981-82)
Al McDonough	35 (1972-73)
Greg Malone	35 (1978-79)
Lowell MacDonald	34 (1972-73)
Paul Gardner	34 (1980-81)
Jean Pronovost	33 (1976-77)
Rick Kehoe	33 (1981-82)
Rick Kehoe	32 (1974-75)
Syl Apps	32 (1975-76)
Peter Lee	32 (1978-79)
Vic Hadfield	31 (1974-75)
Pierre Larouche	31 (1974-75)
Jean Pronovost	30 (1971-72)
Greg Polis	30 (1971-72)
Lowell MacDonald	30 (1975-76)
Vic Hadfield	30 (1975-76)
Rick Kehoe	30 (1976-77)
Rick Kehoe	30 (1979-80)
Peter Lee	30 (1980-81)

#### ASSISTS - ONE SEASON

Syl Apps	67 (1975-76)
Randy Carlyle	67 (1980-81)
Randy Carlyle	64 (1981-82)
Ron Schock	63 (1974-75)
Syl Apps	61 (1973-74)
Ron Stackhouse	60 (1975-76)
Pierre Larouche	58 (1975-76)
Syl Apps	56 (1972-73)
Syl Apps	55 (1974-75)
Jean Pronovost	52 (1975-76)
Rick Kehoe	52 (1981-82)
Pat Boutette	51 (1981-82)
Rick Kehoe	47 (1975-76)
Ron Stackhouse	45 (1974-75)
Syl Apps	44 (1971-72)
Ron Schock	44 (1975-76)
Mario Faubert	44 (1980-81)
Lowell MacDonald	43 (1975-76)
Syl Apps	43 (1976-77)
Greg Malone	43 (1977-78)
Doug Shelden	43 (1892-83)
Vic Hadfield	42 (1974-75)
Orest Kindrachuk	42 (1978-79)

#### POINTS - ONE SEASON

Pierre Larouche	111 (1975-76)
Jean Pronovost	104 (1975-76)
Syl Apps	99 (1975-76)
Rick Kehoe	88 (1980-81)
Ron Schock	86 (1974-75)
Syl Apps	85 (1972-73)
Syl Apps	85 (1973-74)
Rick Kehoe	85 (1981-82)
Randy Carlyle	83 (1980-81)
Lowell MacDonald	82 (1973-74)
Syl Apps	79 (1974-75)
Al McDonough	76 (1972-73)
Rick Kehoe	76 (1975-76)
Lowell MacDonald	75 (1972-73)
Jean Pronovost	75 (1974-75)
Randy Carlyle	75 (1981-82)
Paul Gardner	74 (1980-81)
Pat Boutette	74 (1981-82)
Vic Hadfield	73 (1974-75)
Lowell MacDonald	73 (1975-76)
Jean Pronovost	72 (1973-74)
Ron Stackhouse	71 (1975-76)

#### PENALTY MINUTES ONE SEASON

Paul Baxter	409 (1981-82)
Dave Schultz	378 (1977-78)
Pat Price	322 (1981-82)
Paul Baxter	238 (1982-83)
Pat Boutette	230 (1981-82)
Bryan Watson	212 (1971-72)
Paul Baxter	204 (1980-81)
Bryan Watson	189 (1969-70)
Bryan Watson	179 (1972-73)
Colin Campbell	172 (1974-75)
Kim Clackson	166 (1979-80)
Steve Durbano	161 (1975-76)
Pat Hughes	161 (1980-81)
Dave Schultz	157 (1978-79)
Pat Boutette	152 (1982-83)
Russ Anderson	150 (1977-78)
Russ Anderson	150 (1979-80)
Bob Kelly	149 (1975-76)
Gary Rissling	143 (1980-81)
Steve Durbano	138 (1973-74)
Bryan Watson	137 (1973-74)
Colin Campbell	137 (1978-79)



## PENALTY SHOTS

Date	Place	Player - Team	Goalie - Team	Result
Dec. 23, 1967	Pittsburgh	Bill Collins, Minn.	Les Binkley, Pgh.	no goal
Jan. 31, 1968	St. Louis	George Konik, Pgh.	Glenn Hall, St. L.	GOAL
Feb. 5, 1969	Pittsburgh	Charlie Burns, Pgh.	Ed Giacomini, NYR	no goal
Mar. 18, 1970	Pittsburgh	Keith McCreary, Pgh.	Ed Giacomini, NYR	no goal
Jan. 14, 1971	Detroit	Jean Pronovost, Pgh.	Roy Edwards, Det.	GOAL
Feb. 24, 1971	Pittsburgh	Greg Polis, Pgh.	Ernie Wakely, St. L.	no goal
Feb. 9, 1972	Toronto	Syl Apps, Pgh.	Bernie Parent, Tor.	GOAL
Nov. 12, 1972	Buffalo	Lowell MacDonald, Pgh.	Roger Crozier, Buf.	no goal
Jan. 10, 1973	Pittsburgh	Ron Schock, Pgh.	Roy Edwards, Det.	no goal
Mar. 10, 1973	Pittsburgh	Ron Schock, Pgh.	Ed Giacomini, NYR	no goal
Feb. 16, 1974	Pittsburgh	Chuck Arnason, Pgh.	Gilles Meloche, Cal.	no goal
Mar. 5, 1974	NY Islanders	Ralph Stewart, NYI	Andy Brown, Pgh.	no goal
Nov. 20, 1974	Toronto	Dave Keon, Toronto	Gary Inness, Pgh.	GOAL
Nov. 14, 1976	NY Rangers	Bill Goldsworthy, NYR	Dunc Wilson, Pgh.	no goal
Nov. 21, 1976	Pittsburgh	Alain Daigle, Chi.	Dunc Wilson, Pgh.	no goal
Nov. 30, 1976	Washington	Ron Schock, Pgh.	Bernie Wolfe, Wash.	no goal
Dec. 16, 1976	Pittsburgh	Al MacAdam, Clev.	Dunc Wilson, Pgh.	GOAL
Oct. 15, 1977	Pittsburgh	Orest Kindrachuk, Phi.	Dunc Wilson, Pgh.	no goal
Dec. 4, 1977	Washington	Blair Chapman, Pgh.	Jim Bedard, Wash.	no goal
Jan. 21, 1978	Pittsburgh	Pete Mahovich, Pgh.	Jim Bedard, Wash.	no goal
Mar. 22, 1978	Pittsburgh	Blair Chapman, Pgh.	Bill McKenzie, Col.	no goal
Dec. 5, 1978	NY Islanders	Ross Lonsberry, Pgh.	Glenn Resch, NYI	no goal
Feb. 9, 1980	Pittsburgh	Ross Lonsberry, Pgh.	Gilles Meloche, Minn.	no goal
Jan. 14, 1981	Pittsburgh	Gregg Sheppard, Pgh.	Ed Staniowski, St. L.	no goal
Oct. 11, 1981	Philadelphia	Ilika Sinisalo, Phi.	Paul Harrison, Pgh.	GOAL
Feb. 17, 1983	NY Islanders	Bob Bourne, NYI	Denis Herron, Pgh.	no goal
Mar. 16, 1983	Minnesota	Dino Ciccarelli, Minn.	Denis Herron, Pgh.	no goal

Pittsburgh has scored 3 times in 17 attempts.

All MacAdam is the only player to score on a penalty shot in the Civic Arena of the fourteen attempted shots.

Opponents have scored 3 times in 10 attempts.

1982-83 NHL STANDINGS  
PRINCE OF WALES CONFERENCE

## PATRICK DIVISION

	GP	W	L	T	PTS	GF	GA
2. Philadelphia	80	49	23	8	106	326	240
6. NY Islanders	80	42	26	12	96	302	226
8. Washington	80	39	25	16	94	306	283
10. NY Rangers	80	35	35	10	80	306	287
19. New Jersey	80	17	49	14	48	230	338
21. Pittsburgh	80	18	53	9	45	257	394

## ADAMS DIVISION

1. Boston	80	50	20	10	110	327	228
5. Montreal	80	42	24	14	98	350	286
9. Buffalo	80	38	29	13	89	318	285
11. Quebec	80	34	34	12	80	343	336
20. Hartford	80	19	54	7	45	261	403

## CLARENCE CAMPBELL CONFERENCE

## NORRIS DIVISION

4. Chicago	80	47	23	10	104	338	268
7. Minnesota	80	40	24	16	96	321	290
15. Toronto	80	28	40	12	68	293	330
17. St. Louis	80	25	40	15	65	285	316
18. Detroit	80	21	44	15	57	263	344

## SMYTHE DIVISION

3. Edmonton	80	47	21	12	106	424	315
12. Calgary	80	32	34	14	78	321	317
13. Vancouver	80	30	35	15	75	303	309
14. Winnipeg	80	33	39	8	74	311	333
16. Los Angeles	80	27	41	12	66	308	365

## HOME &amp; AWAY RECORDS

	HOME						AWAY					
	W	L	T	PTS	GF	GA	W	L	T	PTS	GF	GA
Boston	28	6	6	62	172	100	22	14	4	48	155	128
Buffalo	25	7	8	58	189	124	13	22	5	31	129	161
Calgary	21	12	7	49	176	137	11	22	7	29	145	180
Chicago	29	8	3	61	190	124	18	15	7	43	148	144
Detroit	14	19	7	35	140	151	7	25	8	22	123	193
Edmonton	25	9	6	56	212	148	22	12	6	50	212	167
Hartford	13	22	5	31	147	169	6	32	2	14	114	234
Los Angeles	20	13	7	47	163	144	7	28	5	19	145	221
Minnesota	23	6	11	57	170	128	17	18	5	39	151	162
Montreal	25	6	9	59	208	135	17	18	5	39	142	151
New Jersey	11	20	9	31	124	156	6	29	5	17	106	182
NY Islanders	26	11	3	55	180	106	16	15	9	41	122	120
NY Rangers	24	13	3	51	186	135	11	22	7	29	120	152
Philadelphia	29	8	3	61	186	107	20	15	5	45	140	133
<b>Pittsburgh</b>	<b>14</b>	<b>22</b>	<b>4</b>	<b>32</b>	<b>134</b>	<b>170</b>	<b>4</b>	<b>31</b>	<b>5</b>	<b>13</b>	<b>123</b>	<b>224</b>
Quebec	23	10	7	53	203	149	11	24	5	27	140	187
St. Louis	16	16	8	40	149	136	9	24	7	25	136	180
Toronto	20	15	5	45	169	150	8	25	7	23	124	180
Vancouver	20	12	8	48	173	145	10	23	7	27	130	164
Washington	22	12	6	50	153	132	17	13	10	44	153	151
Winnipeg	22	16	2	46	174	149	11	23	6	28	137	184

## 1982-83 GAME-BY-GAME RESULTS

GAME	DAY	DATE	OPPONENT	RESULT	SCORE	W-L-T	GF-GA
1.	Tue.	Oct. 5	at New Jersey	T	3-3	0-0-1	3-3
2.	Sat.	Oct. 9	NY RANGERS	L	3-5	0-1-1	6-8
3.	Sun.	Oct. 10	at Boston	L	3-4	0-2-1	9-12
4.	Tue.	Oct. 12	VANCOUVER	W	5-4	1-2-1	14-16
5.	Thu.	Oct. 14	at NY Islanders	L	0-9	1-3-1	14-25
6.	Sat.	Oct. 16	NEW JERSEY	L	5-6	1-4-1	19-31
7.	Wed.	Oct. 20	ST. LOUIS	L	3-5	1-5-1	22-36
8.	Thu.	Oct. 21	at Quebec	L	4-8	1-6-1	26-44
9.	Sat.	Oct. 23	PHILADELPHIA	W	4-2	2-6-1	30-46
10.	Wed.	Oct. 27	WASHINGTON	W	7-5	3-6-1	37-51
11.	Thu.	Oct. 28	at Philadelphia	L	2-9	3-7-1	39-60
12.	Sat.	Oct. 30	CALGARY	L	1-4	3-8-1	40-64
13.	Sun.	Oct. 31	at NY Rangers	L	2-6	3-9-1	42-70
14.	Tue.	Nov. 2	at NY Islanders	W	3-1	4-9-1	45-71
15.	Thu.	Nov. 4	at New Jersey	T	4-4	4-9-2	49-75
16.	Sat.	Nov. 6	at Los Angeles	L	2-6	4-10-2	51-81
17.	Wed.	Nov. 10	EDMONTON	L	1-3	5-10-2	56-85
18.	Sat.	Nov. 13	CALGARY	L	1-3	5-11-2	57-88
19.	Sun.	Nov. 14	at Buffalo	T	6-6	5-11-3	63-94
20.	Wed.	Nov. 17	HARTFORD	W	4-3	6-11-3	67-97
21.	Sat.	Nov. 20	BOSTON	W	4-3	7-11-3	71-100
22.	Wed.	Nov. 24	TORONTO	W	4-3	8-11-3	75-103
23.	Fri.	Nov. 26	at Minnesota	T	6-6	8-11-4	81-109
24.	Sat.	Nov. 27	at St. Louis	L	3-5	8-12-4	84-114
25.	Wed.	Dec. 1	CHICAGO	L	2-4	8-13-4	86-118
26.	Thu.	Dec. 2	at Washington	L	4-5	8-14-4	90-123
27.	Sat.	Dec. 4	PHILADELPHIA	T	0-0	8-14-5	90-123
28.	Wed.	Dec. 8	BUFFALO	W	4-2	9-14-5	94-125
29.	Sat.	Dec. 11	QUEBEC	L	4-7	9-15-5	98-132
30.	Sun.	Dec. 12	at Philadelphia	L	3-4	9-16-5	101-136
31.	Wed.	Dec. 15	DETROIT	T	4-4	9-16-6	105-140
32.	Sat.	Dec. 18	WASHINGTON	L	1-3	9-17-6	106-143
33.	Mon.	Dec. 20	at NY Rangers	L	3-6	9-18-6	109-149
34.	Tue.	Dec. 21	at Hartford	W	3-2	10-18-6	112-151
35.	Thu.	Dec. 23	at Detroit	L	4-6	10-19-6	116-157
36.	Sun.	Dec. 26	NY RANGERS	W	4-3	11-19-6	120-160
37.	Tue.	Dec. 28	at Washington	L	3-6	11-20-6	123-166
38.	Wed.	Dec. 29	ST. LOUIS	L	5-6	11-21-6	128-172
39.	Sat.	Jan. 1	NY ISLANDERS	W	2-1	12-21-6	130-173
40.	Sun.	Jan. 2	at Montreal	L	1-5	12-22-6	131-178
41.	Fri.	Jan. 7	at Edmonton	L	2-7	12-23-6	133-185
42.	Sun.	Jan. 9	at Winnipeg	L	3-4	12-24-6	136-189
43.	Wed.	Jan. 12	MINNESOTA	L	0-7	12-25-6	136-196
44.	Thu.	Jan. 13	at Philadelphia	L	1-8	12-26-6	137-204
45.	Sat.	Jan. 15	MONTREAL	L	7-8	12-27-6	144-212
46.	Wed.	Jan. 19	NEW JERSEY	T	1-1	12-27-7	145-213
47.	Sat.	Jan. 22	QUEBEC	L	3-7	12-28-7	148-220
48.	Mon.	Jan. 24	at Toronto	L	2-8	12-29-7	150-228
49.	Wed.	Jan. 26	WASHINGTON	L	2-6	12-30-7	152-234
50.	Fri.	Jan. 28	at Washington	L	2-7	12-31-7	154-241
51.	Sat.	Jan. 29	NY RANGERS	L	1-2	12-32-7	155-243
52.	Mon.	Jan. 31	at New Jersey	L	2-3	12-33-7	157-246
53.	Wed.	Feb. 2	at Chicago	L	4-7	12-34-7	161-253
54.	Fri.	Feb. 4	at Winnipeg	L	4-6	12-35-7	165-259
55.	Sat.	Feb. 5	at Calgary	L	4-7	12-36-7	169-266
56.	Wed.	Feb. 9	VANCOUVER	L	2-6	12-37-7	171-272
57.	Thu.	Feb. 10	at Boston	L	3-7	12-38-7	174-279
58.	Sat.	Feb. 12	LOS ANGELES	W	6-4	13-38-7	180-283
59.	Tue.	Feb. 15	DETROIT	L	3-7	13-39-7	183-290
60.	Thu.	Feb. 17	at NY Islanders	L	1-4	13-40-7	184-294
61.	Sat.	Feb. 19	EDMONTON	L	7-10	13-41-7	191-304
62.	Mon.	Feb. 21	at Toronto	L	2-4	13-42-7	193-308
63.	Wed.	Feb. 23	WINNIPEG	W	6-4	14-42-7	199-312
64.	Thu.	Feb. 24	at Philadelphia	L	3-6	14-42-7	202-318
65.	Sat.	Feb. 26	NEW JERSEY	W	5-4	15-43-7	207-322
66.	Mon.	Feb. 28	at NY Rangers	L	3-9	15-44-7	210-331
67.	Tue.	Mar. 1	NY RANGERS	T	3-3	15-44-8	213-334
68.	Fri.	Mar. 4	at Buffalo	L	2-10	15-45-8	215-344
69.	Sun.	Mar. 6	PHILADELPHIA	L	3-5	15-46-8	218-349
70.	Thu.	Mar. 10	NY ISLANDERS	L	3-4	15-47-8	221-353
71.	Sat.	Mar. 12	at Hartford	W	7-2	16-47-8	228-355
72.	Sun.	Mar. 13	CHICAGO	L	3-4	16-48-8	231-359
73.	Wed.	Mar. 16	at Minnesota	L	2-3	16-49-8	233-362
74.	Sat.	Mar. 19	at Los Angeles	W	7-4	17-49-8	240-366
75.	Mon.	Mar. 21	at Vancouver	L	3-7	17-50-8	243-373
76.	Fri.	Mar. 25	at Washington	L	4-4	17-50-9	247-377
77.	Sat.	Mar. 26	NY ISLANDERS	L	1-4	17-51-9	248-381
78.	Wed.	Mar. 30	MONTREAL	W	3-2	18-51-9	251-383
79.	Sat.	Apr. 2	at NY Islanders	L	3-6	18-52-9	254-389
80.	Sun.	Apr. 3	NEW JERSEY	L	3-5	18-53-9	257-394

## 1982-83 GAME-BY-GAME HOME RESULTS

GAME	DAY	DATE	OPPONENT	RESULT	SCORE	W-L-T	GF-GA
1.	Sat.	Oct. 9	NY RANGERS	L	3-5	0-1-0	3-5
2.	Tue.	Oct. 12	VANCOUVER	W	5-4	1-1-0	8-9
3.	Sat.	Oct. 16	NEW JERSEY	L	5-6	1-2-0	13-15
4.	Wed.	Oct. 20	ST. LOUIS	L	3-5	1-3-0	16-20
5.	Sat.	Oct. 23	PHILADELPHIA	W	4-2	2-3-0	20-22
6.	Wed.	Oct. 27	WASHINGTON	W	7-5	3-3-0	27-27
7.	Sat.	Oct. 30	CALGARY	L	1-4	3-4-0	28-31
8.	Wed.	Nov. 10	EDMONTON	W	5-4	4-4-0	33-35
9.	Sat.	Nov. 13	CALGARY	L	1-3	4-5-0	34-38
10.	Wed.	Nov. 17	HARTFORD	W	4-3	5-5-0	38-41
11.	Sat.	Nov. 20	BOSTON	W	4-3	6-5-0	42-44
12.	Wed.	Nov. 24	TORONTO	W	4-3	7-5-0	46-47
13.	Wed.	Dec. 1	CHICAGO	L	2-4	7-6-0	48-51
14.	Sat.	Dec. 4	PHILADELPHIA	T	0-0	7-6-1	48-51
15.	Wed.	Dec. 8	BUFFALO	W	4-2	8-6-1	52-53
16.	Sat.	Dec. 11	QUEBEC	L	4-7	8-7-1	56-60
17.	Wed.	Dec. 15	DETROIT	T	4-4	8-7-2	60-64
18.	Sat.	Dec. 18	WASHINGTON	L	1-3	8-8-2	61-66
19.	Sun.	Dec. 26	NY RANGERS	W	4-3	9-8-2	65-70
20.	Wed.	Dec. 29	ST. LOUIS	L	5-6	9-9-2	70-76
21.	Sat.	Jan. 1	NY ISLANDERS	W	2-1	10-9-2	72-77
22.	Wed.	Jan. 12	MINNESOTA	L	0-7	10-10-2	72-84
23.	Sat.	Jan. 15	MONTREAL	L	7-8	10-11-2	79-92
24.	Wed.	Jan. 19	NEW JERSEY	T	1-1	10-11-3	80-93
25.	Sat.	Jan. 22	QUEBEC	L	3-7	10-12-3	83-100
26.	Wed.	Jan. 26	WASHINGTON	L	2-6	10-13-3	85-106
27.	Sat.	Jan. 29	NY RANGERS	L	1-2	10-14-3	86-108
28.	Wed.	Feb. 9	VANCOUVER	L	2-6	10-15-3	88-114
29.	Sat.	Feb. 12	LOS ANGELES	W	6-4	11-15-3	94-118
30.	Tue.	Feb. 15	DETROIT	L	3-7	11-16-3	97-125
31.	Sat.	Feb. 19	EDMONTON	L	7-10	11-17-3	104-135
32.	Wed.	Feb. 23	WINNIPEG	W	6-4	12-17-3	110-139
33.	Sat.	Feb. 26	NEW JERSEY	W	5-4	13-17-3	115-143
34.	Tue.	Mar. 1	NY RANGERS	T	3-3	13-17-4	118-146
35.	Sun.	Mar. 6	PHILADELPHIA	L	3-5	13-18-4	121-151
36.	Thu.	Mar. 10	NY ISLANDERS	L	3-4	13-19-4	124-155
37.	Sun.	Mar. 13	CHICAGO	L	3-4	13-20-4	127-159
38.	Sat.	Mar. 26	NY ISLANDERS	L	1-4	13-21-4	128-163
39.	Wed.	Mar. 30	MONTREAL	W	3-2	14-21-4	131-165
40.	Sun.	Apr. 3	NEW JERSEY	L	3-5	14-22-4	134-170

## 1982-83 GAME-BY-GAME AWAY RESULTS

GAME	DAY	DATE	OPPONENT	RESULT	SCORE	W-L-T	GF-GA
1.	Tue.	Oct. 5	at New Jersey	T	3-3	0-0-1	3-3
2.	Sun.	Oct. 10	at Boston	L	3-4	0-1-1	6-7
3.	Thu.	Oct. 14	at NY Islanders	L	0-9	0-2-1	6-16
4.	Thu.	Oct. 21	at Quebec	L	4-8	0-3-1	10-23
5.	Thu.	Oct. 28	at Philadelphia	L	2-9	0-4-1	12-34
6.	Sun.	Oct. 31	at NY Rangers	L	2-6	0-5-1	14-39
7.	Tue.	Nov. 2	at NY Islanders	W	3-1	1-5-1	17-40
8.	Thu.	Nov. 4	at New Jersey	T	4-4	1-5-2	21-44
9.	Sat.	Nov. 6	at Los Angeles	L	2-6	1-6-2	23-50
10.	Sun.	Nov. 14	at Buffalo	T	6-6	1-6-3	29-56
11.	Fri.	Nov. 26	at Minnesota	T	6-6	1-6-4	35-62
12.	Sat.	Nov. 27	at St. Louis	L	4-5	1-7-4	38-67
13.	Thu.	Dec. 2	at Washington	L	4-5	1-8-4	42-72
14.	Sun.	Dec. 12	at Philadelphia	L	3-4	1-9-4	45-76
15.	Mon.	Dec. 20	at NY Rangers	L	3-6	1-10-4	48-82
16.	Tue.	Dec. 21	at Hartford	W	4-2	2-10-4	51-84
17.	Thu.	Dec. 23	at Detroit	L	4-6	2-11-4	55-90
18.	Tue.	Dec. 28	at Washington	L	3-6	2-12-4	58-96
19.	Sun.	Jan. 2	at Montreal	L	1-5	2-13-4	59-101
20.	Fri.	Jan. 7	at Edmonton	L	2-7	2-14-4	61-108
21.	Sun.	Jan. 9	at Winnipeg	L	3-4	2-15-4	64-112
22.	Thu.	Jan. 13	at Philadelphia	L	1-8	2-16-4	65-120
23.	Mon.	Jan. 24	at Toronto	L	2-8	2-17-4	67-128
24.	Fri.	Jan. 28	at Washington	L	2-7	2-18-4	69-135
25.	Mon.	Jan. 31	at New Jersey	L	2-3	2-19-4	71-138
26.	Wed.	Feb. 2	at Chicago	L	4-7	2-20-4	75-145
27.	Fri.	Feb. 4	at Winnipeg	L	4-6	2-21-4	79-151
28.	Sat.	Feb. 5	at Calgary	L	4-7	2-22-4	83-158
29.	Thu.	Feb. 10	at Boston	L	3-7	2-23-4	86-165
30.	Thu.	Feb. 17	at NY Islanders	L	1-4	2-24-4	87-169
31.	Mon.	Feb. 21	at Toronto	L	2-4	2-25-4	89-173
32.	Thu.	Feb. 24	at Philadelphia	L	3-6	2-26-4	92-179
33.	Mon.	Feb. 28	at NY Rangers	L	3-9	2-27-4	95-179
34.	Fri.	Mar. 4	at Buffalo	L	2-10	2-28-4	97-198
35.	Sat.	Mar. 12	at Hartford	W	7-2	3-28-4	104-200
36.	Wed.	Mar. 16	at Minnesota	L	2-3	3-29-4	106-203
37.	Sat.	Mar. 19	at Los Angeles	W	7-4	4-29-4	113-207
38.	Mon.	Mar. 21	at Vancouver	L	3-7	4-30-4	116-214
39.	Fri.	Mar. 25	at Washington	T	4-4	4-30-5	120-218
40.	Sat.	Apr. 2	at NY Islanders	L	3-6	4-31-5	123-224

# 1983-84 PLAYER PERSONNEL — PITTSBURGH PENGUINS

PLAYER	HGT	WGT	PLACE OF BIRTH	DATE	1982-83 CLUB	GP	G	A	PTS	PIM
<b>FORWARDS</b>										
Boutette, Pat (LW)	5'8"	175	Windsor, Ont.	Mar. 1, 1952	Pittsburgh	80	27	29	56	152
Bullard, Mike (C)	5'10"	185	Ottawa, Ont.	Mar. 10, 1961	Pittsburgh	57	22	22	44	60
Bulley, Ted (LW)	6'1"	192	Windsor, Ont.	Mar. 25, 1955	Washington	39	4	9	13	47
Carlson, Steve (C)	6'3"	180	Virginia, Minn.	Aug. 26, 1955	Birmingham (CHL)	69	25	42	67	73
Defazio, Dean (LW)	5'11"	185	Ottawa, Ont.	Apr. 16, 1963	Sudbury (OHA)	52	22	23	45	108
Errey, Bob (LW)	5'10"	183	Montreal, Que.	Sep. 21, 1964	Peterborough (OHL)	67	53	47	100	74
Gardner, Paul (C)	6'0"	193	Ft. Erie, Ont.	Mar. 5, 1956	Pittsburgh	70	28	27	55	12
Gatzos, Steve (RW)	5'11"	182	Toronto, Ont.	Jun. 22, 1961	Pittsburgh	44	6	7	13	52
Geale, Robert	5'11"	175	Edmonton, Alta.	Apr. 17, 1962	Baltimore (AHL)	12	5	4	9	22
Hamilton, Jim (LW)	6'0"	180	Barrie, Ont.	Jan. 18, 1957	Baltimore (AHL)	56	4	10	14	6
Hannan, David (C)	5'10"	173	Sudbury, Ont.	Nov. 26, 1961	Pittsburgh	5	0	2	2	2
Hrynewich, Tim (LW)	5'11"	187	Leamington, Ont.	Oct. 2, 1963	Baltimore (AHL)	45	32	10	42	36
Kehue, Rick (RW)	5'11"	180	Windsor, Ont.	Jul. 15, 1951	Pittsburgh	74	11	22	33	127
Lamoureux, Mitch (C)	5'6"	173	Ottawa, Ont.	Aug. 22, 1962	Baltimore (AHL)	5	2	2	4	13
Loney, Troy (LW)	6'3"	215	Bow Island, Alta.	Sep. 21, 1963	Pittsburgh	30	2	3	5	48
Malone, Greg (C)	6'0"	190	Chatham, N.B.	Mar. 8, 1956	Baltimore (AHL)	9	2	1	3	6
McClelland, Kevin (C)	6'0"	180	Oshawa, Ont.	Jul. 4, 1962	Sudbury (OHA)	23	21	16	37	65
Rissling, Gary (LW)	5'9"	175	Saskatoon, Sask.	Aug. 8, 1956	Pittsburgh	75	29	36	65	12
Saganiuk, Rocky (RW)	5'8"	185	Myrnam, Alta.	Oct. 15, 1957	Baltimore (AHL)	80	57	50	107	107
St. Laurent, Andre (C)	5'10"	178	Rouyn-Noranda, Que.	Feb. 16, 1953	Pittsburgh	70	13	9	22	105
Schutt, Rod (LW)	5'10"	185	Bancroft, Ont.	Oct. 13, 1956	Pittsburgh	5	0	0	0	0
Shedden, Doug (RW)	6'0"	184	Wallaceburg, Ont.	Apr. 26, 1961	Baltimore (AHL)	64	34	53	87	24
Simpson, Bob (RW)	6'0"	190	Caughnawaga, Que.	Nov. 17, 1956	Pittsburgh	80	24	43	67	54
Sutter, Rich (RW)	5'11"	165	Viking, Alta.	Dec. 2, 1963	Pittsburgh	4	1	0	1	0
Tookey, Tim (LW)	5'11"	180	Edmonton, Alta.	Aug. 29, 1960	Baltimore (AHL)	61	24	27	51	24
Young, Warren (LW)	6'3"	195	Weston, Ont.	Jan. 11, 1956	Pittsburgh	4	0	0	0	0
					Lethbridge (WCHL)	64	37	30	67	200
					Quebec	12	1	6	7	4
					Fredricton (AHL)	53	24	43	67	24
					Minnesota	4	1	1	2	0
					Birmingham (CHL)	75	26	58	84	144
<b>DEFENSEMEN</b>										
Bourque, Phil (LD)	6'0"	179	Chelmsford, Mass.	Jun. 8, 1962	Baltimore (AHL)	65	1	15	16	93
Boyd, Randy (LD)	5'11"	195	Coniston, Ont.	Jan. 23, 1962	Pittsburgh	56	4	14	18	71
Buskas, Rod (RD)	6'1"	197	Wetaskiwin, Alta.	Jan. 7, 1961	Baltimore (AHL)	21	5	10	15	43
Carlyle, Randy (LD)	5'10"	200	Sudbury, Ont.	Apr. 19, 1956	Pittsburgh	41	2	2	4	102
Chorney, Marc (LD)	6'0"	200	Thunder Bay, Ont.	Nov. 8, 1959	Baltimore (AHL)	31	2	8	10	45
Edwards, Paul (LD)	6'2"	190	Kitchener, Ont.	Jan. 23, 1963	Pittsburgh	61	15	41	56	110
Feltrin, Tony (LD)	6'1"	185	Ladysmith, B.C.	Dec. 6, 1961	Pittsburgh	67	3	5	8	66
Gladney, Bob (LD)	5'11"	184	Come-by-Chance, Nfld.	Aug. 27, 1957	Sudbury (OHL)	51	4	15	19	40
Hotham, Greg (RD)	5'11"	183	London, Ont.	Mar. 7, 1956	Pittsburgh	32	3	3	6	40
Lundberg, Brian (RD)	5'11"	190	Burnaby, B.C.	Jun. 5, 1960	Baltimore (AHL)	31	2	3	5	34
McSorley, Marty (RD)	6'1"	189	Hamilton, Ont.	May 18, 1963	Baltimore (AHL)	1	0	0	0	2
Meighan, Ron (RD)	6'3"	194	Montreal, Que.	May 26, 1963	New Haven (AHL)	80	19	47	66	22
Schmidt, Norm (RD)	5'11"	190	Sault Ste. Marie, Ont.	Jan. 24, 1963	Pittsburgh	58	2	30	32	39
Tebbutt, Greg (LD)	6'2"	215	N. Vancouver, B.C.	May 11, 1957	Pittsburgh	1	0	0	0	2
Thornbury, Tom (RD)	5'11"	175	Lindsay, Ont.	Mar. 17, 1963	Baltimore (AHL)	79	4	15	19	103
Wolf, Bennett (RD)	6'3"	205	Kitchener, Ont.	Oct. 23, 1959	Baltimore (AHL)	70	10	41	51	183
					Belleville (Jr.)	2	0	0	0	22
					Pittsburgh	41	2	6	8	16
					North Bay (OHL)	29	19	22	41	30
					Oshawa (OHL)	61	21	49	70	114
					Baltimore (AHL)	80	28	56	84	140
					North Bay (OHL)	17	6	9	15	38
					Cornwall (OHL)	50	21	35	66	13
					Pittsburgh	5	0	0	0	37
					Baltimore (AHL)	61	1	10	11	223
<b>GOALTENDERS</b>										
Dion, Michel	5'10"	184	Granby, Que.	Feb. 11, 1954	Pittsburgh	GP	MP	GA	SO	AVG
Herron, Denis	5'11"	165	Chambly, Que.	Jun. 18, 1952	Pittsburgh	49	2791	198	0	4.26
Romano, Roberto	5'6"	172	Montreal, Que.	Oct. 29, 1962	Pittsburgh	31	1707	151	1	5.31
Tremblay, Vincent	5'11"	185	Quebec City, Que.	Oct. 21, 1959	Pittsburgh	3	155	18	0	6.98
					Baltimore (AHL)	38	2163	146	0	4.05
					Toronto	1	40	2	0	4.70
					St. Catharines (AHL)	34	1699	133	0	4.70

## POWER PLAY GOALS 1982-83

### AGAINST (110 in 399 chances)

BOSTON (7-18) B. Crowder, Leveille, Park, K. Crowder, Pederson, Bourque & O'Connell  
 BUFFALO (4-15) Seiling, Savard, Cyr & Housley  
 CALGARY (4-7) Nilsson 3 & McDonald  
 CHICAGO (2-12) Savard & Larmer  
 DETROIT (2-8) Larson 2  
 EDMONTON (2-16) Anderson & Linseman  
 HARTFORD (1-14) Sulliman  
 LOS ANGELES (6-21) Fox 2, Kelly, Simmer, Ruskowski & L. Murphy  
 MINNESOTA (4-14) Bellows 2, Payne & McCarthy  
 MONTREAL (4-14) Tremblay 2, Lafleur & Robinson  
 NEW JERSEY (8-35) Tambellini 2, Broten, Meagher, Merkosky, Levo, Lever & MacMillan  
 NY ISLANDERS (11-38) Bossy 5, Trotter 3, Goring, Bourne & B. Sutter  
 NY RANGERS (11-38) Dn. Maloney 3, Pavelich 2, Duguay, Beck, Ruotsalainen, Hedberg, Nedomansky, Rogers & Fotiu  
 PHILADELPHIA (7-37) Clarke 2, Sinisalo 2, Barber, Holmgren & Sittler  
 QUEBEC (6-15) M. Stastny 3, A. Stastny 2 & David  
 ST. LOUIS (3-13) Pettersson 2 & Federko  
 TORONTO (5-14) Ihnacak 2, Vaive, Derlago & Farrish  
 VANCOUVER (8-15) Smyl 2, Rota, Boldirev, Halward, Lupul, Sundstrom & Hlinka  
 WASHINGTON (10-39) Gartner 2, Theberge 2, Carpenter 2, Maruk, Laughlin, Houston & Haworth  
 WINNIPEG (4-18) Lukowich, Dupont, Lindstrom & Mullen

### PENGUIN SCORERS

Gardner	20
Kehoe	15
Boutette	13
Carlyle	8
Baxter	5
Shedden	4
Malone	3
Bullard	3

### FOR (81 in 360 chances)

vs BOSTON (3-15) Carlyle, Kehoe & Gardner  
 vs BUFFALO (2-10) Carlyle & Gardner  
 vs CALGARY (0-9) None  
 vs CHICAGO (4-14) Baxter, Buskas, Bullard & Carlyle  
 vs DETROIT (3-11) Kehoe 2 & Gardner  
 vs EDMONTON (4-17) Gardner 3 & Hannan  
 vs HARTFORD (4-13) Shedden, Boutette, Baxter & Meighan  
 vs LOS ANGELES (4-10) St. Laurent, Gardner, Boyd & Lee  
 vs MINNESOTA (4-14) Boutette, Carlyle, Malone & Bullard  
 vs MONTREAL (5-10) Kehoe 2, Gardner 2 & Bullard  
 vs NEW JERSEY (8-32) Kehoe 3, Gardner 2, Boutette, Gatzos & Hannan  
 vs NY ISLANDERS (3-36) Kehoe 2 & Gardner  
 vs NY RANGERS (9-33) Carlyle 3, Kehoe 2, Graham, Malone, Gardner & Boutette  
 vs PHILADELPHIA (6-38) Gardner 2, Baxter 2, Boutette & Gatzos  
 vs QUEBEC (6-22) Boutette 2, Kehoe 2 & Shedden 2  
 vs ST. LOUIS (3-13) Baxter, Shedden & Boutette  
 vs TORONTO (2-13) Malone & Gardner  
 vs VANCOUVER (4-19) Boutette 2, Gardner & Carlyle  
 vs WASHINGTON (6-26) Boutette 3, Gardner 2 & Kehoe  
 vs WINNIPEG (1-7) Gardner

### PENGUINS IN THE BOX

Baxter	17
Boyd	12
Carlyle	7
Chorney	7
Hotham	6
Price	6
Bullard	6
Malone	5
St. Laurent	5
Rissling	5
Hakansson	4
Boutette	4
Shedden	4
Buskas	4
Gatzos	3
Hannan	3

## SHORTHANDED GOALS 1982-83

Pittsburgh scored 3 shorthanded goals: Randy Carlyle (BUFFALO), Pat Boutette (HARTFORD) & Doug Shedden (HARTFORD).

Opponents scored 15 shorthanded goals: Brent Peterson (BUFFALO), Ron Francis (HARTFORD), Craig Hartsburg (MINNESOTA), Mike Kitcher (NEW JERSEY), Butch Goring 3 & Billy Carroll (NY ISLANDERS), Bill Barber & Mark Howe (PHILADELPHIA), Jorgen Pettersson (ST. LOUIS) & Greg Terrion (TORONTO).

## GOALS - SHOTS - POWER PLAY GOALS - SHORTHANDED GOALS

	FIRST	SECOND	THIRD	TOTALS	PCT.	PPG-ADV	PCT.	SHG
1967-68	62-787	66-708	67-782	195-2277	8.56%	37-273	13.55%	2
OPPONENT	61-755	85-792	70-722	216-2269	9.52%	31-193	16.06%	11
1968-69	60-748	75-730	54-753	189-2231	8.47%	52-303	17.16%	8
OPPONENT	65-832	91-930	96-841	252-2603	9.68%	38-228	16.67%	9
1969-70	63-822	53-789	66-775	182-2386	7.63%	53-315	16.83%	2
OPPONENT	83-777	70-753	85-706	238-2236	10.64%	65-284	22.88%	5
1970-71	64-861	79-838	78-861	221-2560	8.63%	56-316	17.72%	5
OPPONENT	76-756	87-792	77-740	240-2288	10.49%	49-275	17.82%	9
1971-72	59-799	76-817	85-824	220-2440	9.02%	46-285	16.14%	5
OPPONENT	81-790	91-776	86-728	258-2294	11.25%	56-245	22.86%	7
1972-73	84-839	93-827	80-845	257-2511	10.23%	52-302	17.22%	10
OPPONENT	103-812	92-872	70-842	265-2526	10.49%	48-264	18.18%	7
1973-74	83-835	83-807	76-820	242-2462	9.83%	47-276	17.03%	12
OPPONENT	93-750	89-773	91-791	273-2314	11.80%	47-246	19.11%	4
1974-75	103-900	112-943	111-918	326-2761	11.81%	64-323	19.81%	13
OPPONENT	95-887	107-944	87-881	289-2712	10.66%	63-325	19.38%	11
1975-76	97-951	130-881	112-862	339-2694	12.58%	75-308	24.35%	8
OPPONENT	89-864	117-855	97-843	303-2562	11.83%	68-292	23.29%	13
1976-77	88-777	77-812	75-763	240-2352	10.21%	46-263	17.49%	5
OPPONENT	71-810	96-961	85-821	252-2592	9.72%	47-208	22.60%	6
1977-78	74-767	80-762	100-777	254-2306	11.01%	53-262	20.23%	5
OPPONENT	98-961	121-929	102-899	321-2789	11.51%	61-253	24.11%	7
1978-79	84-822	105-932	92-831	281-2585	10.87%	56-264	21.21%	7
OPPONENT	85-796	96-847	98-827	279-2470	11.30%	57-251	22.71%	4
1979-80	76-783	90-818	85-854	251-2455	10.22%	52-262	19.85%	6
OPPONENT	92-769	96-808	115-814	303-2391	12.67%	64-245	26.12%	4
1980-81	105-858	107-905	90-844	302-2607	11.58%	92-398	23.11%	6
OPPONENT	114-800	119-834	112-819	345-2453	14.06%	99-370	26.76%	11
1981-82	101-871	103-884	106-795	310-2550	12.16%	99-401	24.69%	8
OPPONENT	101-826	115-848	121-824	337-2498	13.49%	92-400	23.00%	14
1982-83	71-797	100-828	86-793	257-2418	10.63%	81-360	22.50%	3
OPPONENT	122-882	143-887	129-846	394-2615	15.07%	110-399	27.60%	15
TOTAL	1274-13217	1429-13281	1363-13097	4066-39595	10.27%	961-4911	19.57%	105
OPPONENT	1429-13067	1615-13601	1521-12944	4565-39612	11.52%	995-4478	22.22%	137

**STREAKS**  
WINNING - LOSING - UNBEATEN - WINLESS

YEAR	OVERALL			HOME			AWAY			
	WIN	UNBT	LOSS	WIN	UNBT	LOSS	WIN	UNBT	LOSS	
1967-68	4	5	3	3	5	2	3*	3	5	8
1968-69	4	6	7	4	4	4	2	5	8	14
1969-70	3	4	6	4	6	3	2	2	4	9
1970-71	2	4	4	7	7	2	2	3	5	18*
1971-72	4	5	4	3	4	3	3*	6	6	14
1972-73	4	5	6	3	8	3	1	2	9	9
1973-74	3	4	6	4	6	4	2	3	4	5
1974-75	3	7	3	9*	20*	2	3*	4	4	6
1975-76	4	11*	3	6	10	4	2	6	2	7
1976-77	3	6	4	3	7	2	2	2	6	2
1977-78	2	7	5	2	6	3	2	3*	7*	6
1978-79	4	10	4	6	8	3	2	3	7	8
1979-80	3	7	6	4	7	5*	2	3	7	7
1980-81	6*	6	3	5	6	3	2	4	8	11
1981-82	4	7	4	4	8	2	3*	3	4	12
1982-83	3	5	11*	3	3	4	1	2	3	18*

\* - Club Record  
WIN - Winning streak UNBT - Unbeaten streak LOSS - Losing streak WINL - Winless streak

**TEAM BY TEAM RECORDS 1982-83**

PITTSBURGH VS	GP	W	L	T	GF	GA	PTS
Boston	3	1	2	9	10	14	2
Buffalo	3	1	1	1	12	18	3
Calgary	3	0	3	0	6	14	0
Chicago	3	0	3	0	9	15	0
Detroit	3	0	2	1	11	17	1
Edmonton	3	1	2	0	14	21	2
Hartford	3	3	0	0	14	7	6
Los Angeles	3	2	1	0	15	14	4
Minnesota	3	0	2	1	8	16	1
Montreal	3	1	2	0	11	15	2
New Jersey	7	1	3	3	23	26	5
NY Islanders	7	2	5	0	13	29	4
NY Rangers	7	1	5	1	19	34	3
Philadelphia	7	1	5	1	16	34	3
Quebec	3	0	3	0	11	22	0
St. Louis	3	0	3	0	11	16	0
Toronto	3	1	2	0	8	15	2
Vancouver	3	1	2	0	10	17	2
Washington	7	1	5	1	23	36	3
Winnipeg	3	1	2	0	13	14	2
<b>TOTAL</b>	<b>80</b>	<b>18</b>	<b>53</b>	<b>9</b>	<b>257</b>	<b>394</b>	<b>45</b>
vs Patrick Division	35	6	23	6	94	159	18
vs Adams Division	15	6	8	1	58	76	13
vs Norris Division	15	1	12	2	47	79	4
vs Smythe Division	15	5	10	0	58	80	10

**OVERALL 1967-83**

PITTSBURGH VS	GP	W	L	T	GF	GA	PTS
Los Angeles	95	41	40	14	293	296	96
Minnesota	82	37	36	9	286	267	83
Detroit	84	36	38	10	289	278	82
St. Louis	83	30	41	12	250	271	72
Toronto	76	29	33	14	256	280	72
California**	59	27	16	16	221	174	70
Vancouver	56	31	18	7	229	199	69
Philadelphia	92	24	52	16	230	337	64
NY Rangers	81	25	45	11	248	311	61
Washington	55	26	22	7	232	199	59
NY Islanders	53	19	22	12	161	178	50
Chicago	73	19	43	11	211	272	49
Buffalo	60	13	26	21	183	250	47
Boston	76	14	49	13	216	329	41
Montreal	84	14	60	10	220	383	38
Atlanta*	35	13	14	8	105	115	34
Colorado***	23	15	7	1	93	70	31
Winnipeg	14	11	3	0	52	45	22
Cleveland**	10	8	0	2	35	20	18
Hartford	14	8	4	2	67	59	18
Quebec	14	7	6	1	51	53	15
Kansas City***	8	4	1	3	37	24	11
New Jersey***	7	1	3	3	23	26	7
Edmonton	14	3	10	1	85	7	6
Calgary*	10	1	6	3	26	44	6
<b>TOTAL</b>	<b>1258</b>	<b>456</b>	<b>595</b>	<b>207</b>	<b>4066</b>	<b>4565</b>	<b>1119</b>
* Atlanta/Calgary	45	14	20	11	131	159	39
** California/Cleveland	69	35	16	18	256	194	88
*** Kansas City/Colorado	38	20	11	7	153	120	47

Atlanta franchise shifted to Calgary for 1980-81 season.  
California franchise shifted to Cleveland from 1976-77 to 1977-78 and then became part of Minnesota franchise.  
Kansas City franchise shifted to Colorado in 1976-77 and then to New Jersey in 1982-83.

## FASTEST GOALS

- FASTEST TWO GOALS, ONE PLAYER:** 7 seconds by Wally Boyer, March 5, 1970 at Detroit vs Roy Edwards
- FASTEST TWO GOALS, OPPONENT, ONE PLAYER:** 15 seconds by Bill Goldsworthy, Minnesota, March 23, 1974 vs Gary Inness at Minnesota
- FASTEST TWO GOALS, BOTH TEAMS: (NHL RECORD)** 4 seconds by Wayne Bianchin (Pittsburgh) & Guy Ghouinard (Atlanta) March 15, 1977 at Atlanta
- FASTEST TWO PITTSBURGH GOALS:** 9 seconds by Al McDonough & Ken Schinkel, November 22, 1972 vs St. Louis
- FASTEST TWO OPPONENT GOALS:** 6 seconds by Guy Lafleur & Steve Shutt (Montreal) April 2, 1975 at Montreal
- FASTEST TWO PITTSBURGH ASSISTS:** 7 seconds by Ron Schock, March 5, 1970 at Detroit on goals by Wally Boyer
- FASTEST TWO OPPONENT ASSISTS:** 6 seconds by Pete Mahovlich (Montreal) April 2, 1975 at Montreal
- FASTEST THREE PITTSBURGH GOALS, ONE PLAYER:** 4:17 by Lowell MacDonald, November 13, 1973 vs Cesare Maniago vs Minnesota
- FASTEST THREE OPPONENT GOALS, ONE PLAYER:** 3:26 by Stan Gilbertson (Washington) April 6, 1975 vs Bob Johnson at Washington
- FASTEST THREE GOALS, BOTH TEAMS:** 39 seconds by Blair Chapman (Pittsburgh), Denis Potvin (NY Islanders) & Mike Bossy (NY Islanders), December 5, 1978 at New York Islanders
- FASTEST THREE PITTSBURGH GOALS:** 27 seconds by Al McDonough, Ken Schinkel & Ron Schock, November 22, 1972 vs St. Louis
- FASTEST THREE OPPONENT GOALS:** 42 seconds by Bobby Clarke, Ilka Sinisalo & Reggie Leach (Philadelphia) on October 11, 1981 at Philadelphia
- FASTEST FOUR PITTSBURGH GOALS, ONE PLAYER:** 24:21 by Paul Gardner, December 13, 1980 vs Phil Myre vs Philadelphia
- FASTEST FOUR OPPONENT GOALS, ONE PLAYER:** 34:40 by Stan Gilbertson (Washington), April 6, 1975 vs Bob Johnson at Washington
- FASTEST FOUR GOALS, BOTH TEAMS:** 1:17 by Pierre Larouche (Pittsburgh), Guy Lafleur (Montreal), Lafleur & Pete Mahovlich (Montreal) on January 26, 1975 at Montreal
- FASTEST FOUR PITTSBURGH GOALS:** 1:49 by Bryan Hextall, Jean Pronovost, Al McDonough & Ken Schinkel on November 22, 1972 vs St. Louis
- FASTEST FOUR OPPONENT GOALS:** 1:22 by Bobby Clarke, Ilka Sinisalo, Reggie Leach & Ken Linseman (Philadelphia) on October 11, 1981 at Philadelphia
- FASTEST FIVE GOALS, BOTH TEAMS:** 4:25 by Rick Kehoe (Pittsburgh), Murray Oljver (Minnesota), Syl Apps (Pittsburgh) & Barry Gibbs (Minnesota) on December 21, 1974 at Minnesota
- FASTEST FIVE PITTSBURGH GOALS:** 2:07 by Bryan Hextall, Jean Pronovost, Al McDonough, Ken Schinkel & Ron Schock on November 22, 1972 vs St. Louis
- FASTEST FIVE OPPONENT GOALS:** 2:37 by Duane Sutter, Bryan Trottier (2), John Tonelli & Duane Sutter (NY Islanders) on January 26, 1982 at NY Islanders
- FASTEST SIX PITTSBURGH GOALS:** 5:02 by Greg Polis, Bryan Hextall, Jean Pronovost, Al McDonough, Ken Schinkel & Ron Schock on November 22, 1972 vs St. Louis
- FASTEST SEVEN PITTSBURGH GOALS:** 12:11 by Al McDonough, Greg Polis, Bryan Hextall, Jean Pronovost, Al McDonough, Ken Schinkel & Ron Schock on November 22, 1972 vs St. Louis
- FASTEST PITTSBURGH GOAL, START OF GAME:** 6 seconds by Jean Pronovost, March 25, 1976 at St. Louis (Ties NHL Record)
- FASTEST OPPONENT GOAL, START OF GAME:** 9 seconds by Ross Lonsberry (Philadelphia) October 20, 1977 at Philadelphia
- FASTEST PITTSBURGH GOAL, START OF SECOND PERIOD:** 7 seconds by Lowell MacDonald, February 10, 1973 at Boston
- FASTEST OPPONENT GOAL, START OF SECOND PERIOD:** 7 seconds by Joey Johnston (California), October 20, 1973 at Pittsburgh  
7 seconds by Stan Gilbertson (Washington), November 12, 1975 at Washington
- FASTEST PITTSBURGH GOAL, START OF THIRD PERIOD:** 12 seconds by Greg Polis, April 1, 1972 at Philadelphia
- FASTEST OPPONENT GOAL, START OF THIRD PERIOD:** 16 seconds by Gerry Ehman (California), March 17, 1971 at Chicago  
16 seconds by Doug Jarrett (Chicago), February 24, 1974 at Chicago
- EARLIEST WINNING GOAL:** 35 seconds by Ken Schinkel, October 17, 1972 at New York Islanders (5-0)
- EARLIEST WINNING GOAL, OPPONENT:** 9 seconds by Ross Lonsberry (Philadelphia), October 20, 1977 at Philadelphia (11-0)
- FASTEST TWO GOALS, FROM START OF GAME:** 29 seconds by George Ferguson & Greg Malone, December 6, 1980 vs Chicago

## PITTSBURGH PENGUIN TEAM RECORDS SEASON

### POINTS

Most Overall:	89 (1974-75) (37 wins & 15 ties)
Most Home:	60 (1974-75) (25 wins & 10 ties)
Most Away:	34 (1978-79) (13 wins & 8 ties)
Fewest Overall:	45 (1982-83) (18 wins & 9 ties)
Fewest Home:	30 (1968-69) (12 wins & 6 ties)
Fewest Away:	13 (1982-83) (4 wins & 5 ties)

### WINS

Most Overall:	37 (1974-75)
Most Home:	25 (1974-75)
Most Away:	13 (1973-74) & (1978-79)
Fewest Overall:	18 (1982-83)
Fewest Home:	12 (1968-69)
Fewest Away:	3 (1970-71)

### LOSSES

Most Overall:	53 (1982-83)
Most Home:	22 (1982-83)
Most Away:	31 (1982-83)
Fewest Overall:	28 (1974-75)
Fewest Home:	5 (1974-75)
Fewest Away:	19 (1978-79)

### TIES

Most Overall:	20 (1970-71)
Most Home:	10 (1967-68) & (1974-75)
Most Away:	11 (1970-71)
Fewest Overall:	9 (1972-73) & (1973-74)
Fewest Home:	3 (1980-81)
Fewest Away:	3 (1967-68) & (1973-74)

### STREAKS

Longest Winning:	6 (February 22 to March 4, 1981)
Longest Home Winning:	9 (February 26 to April 5, 1975)
Longest Away Winning:	3 (March 26 to March 30, 1968)
	3 (October 13 to October 17, 1971)
	3 (February 4 to February 7, 1975)
	3 (March 17 to March 22, 1979)
	3 (February 28 to March 10, 1982)
	3 (March 21 to April 1, 1982)
Longest Unbeaten:	11 (February 7 to February 28, 1976) (7-0-4)
Longest Home Unbeaten:	20 (November 30, 1974 to February 22, 1975) (12-0-8)
Longest Away Unbeaten:	7 (March 13 to March 27, 1979) (5-0-2)
Longest Losing:	11 (January 22 to February 19, 1983)
Longest Home Losing:	5 (January 19 to February 9, 1980)
Longest Away Losing:	18 (December 23, 1982 to March 4, 1983)
Longest Winless:	18 (January 2 to February 10, 1983) (0-17-1)
Longest Home Winless:	7 (January 12 to February 9, 1983) (0-6-1)
Longest Away Winless:	18 (October 25, 1970 to January 14, 1971) (0-11-7)
	18 (December 23, 1982 to March 4, 1983) (0-18-0)
Consecutive Games Scoring:	77 (January 24, 1981 to January 13, 1982)
Consecutive Games Scored Against:	156 (April 1, 1980 to March 20, 1982)
Consecutive Tie Games:	4 (December 8 to December 15, 1979)

## SEASON

### GOALS

Most For Overall:	339 (1975-76)
Most For Home:	196 (1975-76)
Most For Away:	143 (1975-76) & (1981-82)
Fewest For Overall:	182 (1969-70)
Fewest For Home:	99 (1968-69)
Fewest For Away:	77 (1969-70)
Most Against Overall:	394 (1982-83)
Most Against Home:	170 (1982-83)
Most Against Away:	224 (1982-83)
Fewest Against Overall:	216 (1967-68)
Fewest Against Home:	92 (1970-71)
Fewest Against Away:	115 (1967-68)

### ASSISTS

Most For Overall:	567 (1975-76)
Fewest For Overall:	294 (1969-70)
Most Against Overall:	665 (1982-83)
Fewest Against Overall:	338 (1967-68)

### POINTS (Goals & Assists)

Most For Overall:	906 (1975-76)
Fewest For Overall:	476 (1969-70)
Most Against Overall:	1049 (1982-83)
Fewest Against Overall:	554 (1967-68)

### PENALTIES

Most Overall:	710 (1981-82)
Fewest For Overall:	248 (1967-68)
Most Against Overall:	722 (1981-82)
Fewest Against Overall:	330 (1967-68)

### PENALTY MINUTES

Most For Overall:	2212 (1981-82)
Fewest For Overall:	554 (1967-68)
Most Against Overall:	2395 (1981-82)
Fewest Against Overall:	750 (1967-68)

### MINORS

Most For:	561 (1981-82)
Fewest For:	237 (1967-68)
Most Against:	550 (1981-82)
Fewest Against:	330 (1967-68)

### MAJORS

Most For:	81 (1982-83)
Fewest For:	1 (1967-68)
Most Against:	85 (1981-82)
Fewest Against:	6 (1967-68)

### MISCONDUCTS

Most For:	69 (1981-82)
Fewest For:	1 (1968-69)
Most Against:	87 (1981-82)
Fewest Against:	7 (1976-77)

### SHOTS ON GOAL

Most For:	2761 (1974-75)
Fewest For:	2231 (1968-69)
Most Against:	2789 (1977-78)
Fewest Against:	2236 (1969-70)

## SEASON

### POWER PLAY CHANCES

Most For:	401 (1981-82)
Fewest For:	262 (1977-78) & (1979-80)
Most Against:	401 (1982-83)
Fewest Against:	193 (1967-68)

### POWER PLAY GOALS

Most For:	99 (1981-82)
Fewest For:	37 (1967-68)
Most Against:	110 (1982-83)
Fewest Against:	31 (1967-68)

### POWER PLAY %

Highest For:	24.7 (1981-82)
Lowest For:	13.6 (1967-68)
Highest Against:	27.4 (1982-83)
Lowest Against:	16.1 (1967-68)

### SHORTHANDED GOALS

Most For:	13 (1974-75)
Fewest For:	2 (1967-68) & (1969-70)
Most Against:	15 (1982-83)
Fewest Against:	4 (1973-74) (1978-79) & (1979-80)

## GAME

### LARGEST SCORES

Largest Win:	12-1 vs Washington (March 15, 1975)
Largest Loss:	12-0 at Montreal (February 22, 1979)
Largest Tie:	6-6 vs California (March 2, 1968) at Buffalo (February 18, 1971) at Washington (November 12, 1975) at Toronto (February 19, 1977) vs St. Louis (October 25, 1978) at Buffalo (November 14, 1982) at Minnesota (November 26, 1982)

### SCORELESS TIES

0-0 vs California (December 27, 1967) at New York Rangers (March 8, 1970) vs Philadelphia (October 17, 1970) vs Minnesota (March 13, 1971) vs Los Angeles (November 23, 1974) at Cleveland (February 3, 1977) at Chicago (December 19, 1979) vs New York Islanders (March 2, 1980) vs Philadelphia (December 4, 1982)
---

### GOALS

Most For, Home Game:	12 vs Washington (March 15, 1975)
Most For, Away Game:	9 at California (December 17, 1975) 9 at Vancouver (March 13, 1979)
Most Against, Home Game:	10 vs Edmonton (February 19, 1983)
Most Against, Away Game:	12 at Montreal (February 22, 1979)
Most For, Two Games:	18 (March 15 to March 16, 1975)
Most For, Three Games:	23 (February 17 to February 21, 1976)
Most For, Four Games:	29 (February 15 to February 21, 1976)
Most For, Five Games:	33 (November 13 to November 20, 1974); (February 14 to February 21, 1976)

## GAME

Most Against, Two Games:	17 (October 7 to October 9, 1976); 17 (January 31 to February 3, 1982)
Most Against, Three Games:	23 (January 31 to February 6, 1982); 23 (January 12 to January 15, 1983)
Most Against, Four Games:	28 (December 19 to December 26, 1980); 28 (January 31 to February 7, 1982); 28 (January 22 to January 28, 1983)
Most Against, Five Games:	34 (January 7 to January 15, 1983)
Fewest For, Two Games:	0 (January 14 to January 17, 1970) (February 20 to February 23, 1972) (March 3 to March 4, 1973) (February 2 to February 7, 1980)
Fewest For, Three Games:	1 (October 31 to November 4, 1973)
Fewest For, Four Games:	2 (October 31 to November 7, 1973)
Fewest For, Five Games:	5 (Four times)
Fewest Against, Two Games:	1 (Eleven times)
Fewest Against, Three Games:	1 (February 20 to February 24, 1973)
Fewest Against, Four Games:	3 (February 20 to February 25, 1973)
Fewest Against, Five Games:	5 (February 28, 1973)
Most For, Both Teams, Home:	17 (February 19, 1983 vs Edmonton) (Edmonton 10, Pittsburgh 7)
Most For, Both Teams, Away:	16 (December 26, 1980 at Hartford) (Hartford 9, Pittsburgh 7)

### ASSISTS

Most For, Home Game:	20 vs Washington (March 15, 1975)
Most For, Away Game:	14 at Vancouver (March 16, 1974) at Hartford (December 26, 1980)
Most Against, Home Game:	15 vs Minnesota (February 3, 1982); 15 vs Edmonton (February 19, 1983)
Most Against, Away Game:	21 at Montreal (February 22, 1979)
Most For, Both Teams, Home:	28 vs Edmonton (February 19, 1983)
Most For, Both Teams, Away:	29 at Hartford (December 26, 1980)

### POINTS

Most For, Home Game:	32 vs Washington (March 15, 1975)
Most For, Away Game:	22 at Vancouver (March 16, 1974) at Vancouver (March 13, 1979)
Most Against, Home Game:	25 vs Edmonton (February 19, 1983)
Most Against, Away Game:	33 at Montreal (February 22, 1979)
Most For, Both Teams, Home:	45 vs Edmonton (February 19, 1983)
Most For, Both Teams, Away:	45 at Hartford (December 26, 1980)

### PENALTIES

Most Home:	28 vs Edmonton (January 19, 1980) (12-8-8)
Most Away:	28 at NY Islanders (October 14, 1982) (15-7-6)
Opponent Most Home:	24 vs Edmonton (January 19, 1980) (9-9-6)
Opponent Most Away:	25 at Detroit (November 2, 1977) (14-8-3)
Most, Both Teams, Home:	52 vs Edmonton (January 19, 1980) (21-17-14)
Most, Both Teams, Away:	50 at NY Islanders (October 14, 1982) (24-15-11)

### PENALTY MINUTES

Most Home:	144 vs Edmonton (January 19, 1980) (12-8-8)
Most Away:	125 at NY Islanders (October 14, 1982) (15-7-6)
Opponent Most, Home:	123 vs Edmonton (January 19, 1980) (9-9-6)
Opponent Most, Away:	123 at Winnipeg (October 31, 1980) (9-3-9)
Most, Both Teams, Home:	267 vs Edmonton (January 19, 1980) (21-17-14) (Pittsburgh 144, Edmonton 123)
Most Both Teams, Away:	244 at Winnipeg (October 31, 1980) (17-6-18) (Winnipeg 123, Pittsburgh 121)



## SHOTS

<b>Most For, Home:</b>	65 vs Washington (Low/Belhumeur) (March 15, 1975)
<b>Most For, Away:</b>	49 at Toronto (Hamel) (November 20, 1974) 49 at Chicago (Esposito) (February 25, 1979)
<b>Most Against, Home:</b>	55 vs Montreal (Wilson/Laxton) (October 23, 1976)
<b>Most Against, Away:</b>	59 at Atlanta (Wilson/Herron) (March 15, 1977)
<b>Fewest For, Home:</b>	17 vs Philadelphia (St. Croix) (October 23, 1982)
<b>Fewest For, Away:</b>	11 at Boston (Gilbert) (March 27, 1977)
<b>Opponent Fewest, Home:</b>	13 vs Los Angeles (Smith) (October 22, 1969)
<b>Opponent Fewest, Away:</b>	15 at California (Binkley) (October 17, 1971)

## SAVES

<b>Most For Home:</b>	48 vs Philadelphia (Dion) (October 23, 1982)
<b>Most For Away:</b>	52 at Atlanta (Wilson/Herron) (March 15, 1977) 51 at Philadelphia (Inness) (November 9, 1975) 53 vs Montreal (Thomas) (March 10, 1974)
<b>Most Against, Home:</b>	47 at Chicago (Esposito) (February 25, 1979)
<b>Most Against, Away:</b>	11 vs Los Angeles (Smith) (October 22, 1969)
<b>Fewest For, Home:</b>	11 vs New York Rangers (Millen) (December 22, 1979)
<b>Fewest For, Away:</b>	13 at St. Louis (Newton) (April 3, 1971) 13 at Montreal (Inness/Brown) (February 28, 1974) 13 at New York Rangers (Harrison) (December 14, 1981)
<b>Opponent Fewest, Home:</b>	13 vs Philadelphia (St. Croix) (October 23, 1982)
<b>Opponent Fewest, Away:</b>	11 at Boston (Gilbert) (March 27, 1977) 11 at Montreal (Larocque) (December 29, 1977)

## GOALS

<b>Most For, Home Period:</b>	7 vs St. Louis (November 22, 1972)
<b>Most For, Away Period:</b>	5 at New York Rangers (October 28, 1973)
<b>Most Against, Home Period:</b>	6 vs Minnesota (February 3, 1982) 6 vs Minnesota (January 12, 1983) 6 vs Montreal (January 15, 1983)
<b>Most Against, Away Period:</b>	6 at Montreal (October 7, 1976) at Montreal (November 23, 1978) at Buffalo (December 7, 1980)
<b>Most Both Teams, Home Period:</b>	8 vs St. Louis (November 22, 1972) vs Vancouver (October 6, 1976) vs Montreal (January 11, 1978) vs Detroit (November 4, 1978) vs Montreal (January 15, 1983)
<b>Most Both Teams, Away Period:</b>	8 at Vancouver (March 16, 1974) at Hartford (November 30, 1979) at Hartford (December 26, 1980)

## GAME

## PERIOD

## ASSISTS

<b>Most For, Home Period:</b>	11 vs St. Louis (November 22, 1972)
<b>Most For, Away Period:</b>	9 at New York Rangers (October 28, 1973)
<b>Most Against, Home Period:</b>	10 vs Vancouver (January 19, 1972) vs Boston (November 10, 1979) vs New York Rangers (February 12, 1972) vs Minnesota (February 3, 1982)
<b>Most Against, Away Period:</b>	12 at Buffalo (December 7, 1980)
<b>Most Both Teams, Home Period:</b>	15 vs Vancouver (October 6, 1976)
<b>Most Both Teams, Away Period:</b>	14 at New York Islanders (December 11, 1976) at Hartford (December 26, 1980)

## POINTS

<b>Most For, Home Period:</b>	18 vs St. Louis (November 22, 1972)
<b>Most For, Away Period:</b>	14 at New York Rangers (October 28, 1973)
<b>Most Against, Home Period:</b>	16 vs Minnesota (February 3, 1982)
<b>Most Against, Away Period:</b>	18 at Buffalo (December 7, 1980)
<b>Most Both Teams, Home Period:</b>	23 vs Vancouver (October 6, 1976)
<b>Most Both Teams, Away Period:</b>	21 at Vancouver (March 16, 1974) at New York Islanders (December 11, 1976)

## PENALTIES

<b>Most For, Home Period:</b>	24 vs Edmonton (January 19, 1980) (9-7-8)
<b>Most For, Away Period:</b>	18 at NY Islanders (October 14, 1982) (9-4-5)
<b>Most Against, Home Period:</b>	19 vs Edmonton (January 19, 1980) (5-8-6)
<b>Most Against, Away Period:</b>	15 at Detroit (November 2, 1977) (6-6-3) at Winnipeg (October 31, 1980) (4-2-9)
<b>Most Both Teams, Home Period:</b>	43 vs Edmonton (January 19, 1980) (14-15-14)
<b>Most Both Teams, Away Period:</b>	31 at Detroit (November 2, 1977) (13-12-6)

## PENALTY MINUTES

<b>Most For Home Period:</b>	133 vs Edmonton (January 19, 1980) (9-7-8)
<b>Most For Away Period:</b>	110 at Buffalo (December 7, 1980) (5-2-9)
<b>Most Against, Home Period:</b>	110 vs Edmonton (January 19, 1980) (5-8-6)
<b>Most Against, Away Period:</b>	108 at Winnipeg (October 31, 1980) (4-2-9)
<b>Most Both Teams, Home Period:</b>	243 vs Edmonton (January 19, 1980) (14-15-14)
<b>Most Both Teams, Away Period:</b>	213 at Buffalo (December 7, 1980) (9-3-8)

## SHOTS

<b>Most For Home Period:</b>	27 vs Washington (Low) (March 15, 1975)
<b>Most For Away Period:</b>	23 at Washington (Parro) (March 28, 1982)
<b>Most Against Home Period:</b>	23 vs Detroit (Binkley) (December 4, 1968) vs Montreal (Wilson/Laxton) (October 23, 1976)
<b>Most Against Away Period:</b>	28 at New York Islanders (Herron) (December 5, 1978)
<b>Fewest For Home Period:</b>	2 vs St. Louis (Plante) (November 19, 1969) 2 vs Buffalo (Desjardins) (January 15, 1977)
<b>Fewest For Away Period:</b>	1 at Boston (Cheevers) (December 15, 1968) 1 at New York Rangers (Giacomin) (March 8, 1970)

## PERIOD

<b>Fewest Against Home Period:</b>	1 at Chicago (Esposito) (February 10, 1974) 1 vs New York Rangers (Holland) (November 24, 1979) 1 vs Calgary (Dion) (March 7, 1982)
<b>Fewest Against Away Period:</b>	1 at Washington (Herron) (January 6, 1977)
<b>SAVES</b>	
<b>Most For Home:</b>	21 vs New York Rangers (Binkley) (November 16, 1968) 21 vs New York Rangers (Binkley) (March 18, 1970)
<b>Most For Away:</b>	25 at New York Islanders (Herron) (December 5, 1978)
<b>Most Against, Home:</b>	24 vs Hartford (Veisor) (February 19, 1981)
<b>Most Against, Away:</b>	22 at Minnesota (Worsley) (March 23, 1974)
<b>Fewest For, Home:</b>	1 vs California (Rutherford) (March 3, 1973) 1 vs California (Brown) (February 16, 1974) 1 vs New York Rangers (Holland) (November 24, 1979) 1 vs Chicago (Ricci) (January 10, 1981) 1 vs Calgary (Dion) (March 7, 1982)
<b>Fewest For, Away:</b>	1 at St. Louis (Binkley) (March 19, 1970) 1 at Los Angeles (Hoganson-Smith) (March 20, 1971) 1 at Washington (Herron) (January 6, 1977) 1 at Boston (Dion) (November 14, 1981)
<b>Opponent Fewest, Home:</b>	1 vs Toronto (Palmateer) (December 26, 1976) 1 vs Buffalo (Desjardins) (January 15, 1977)
<b>Opponent Fewest, Away:</b>	0 at Boston (Cheevers) (December 15, 1968)

## GOALIES

<b>GAMES PLAYED</b>	
<b>Most All Time:</b>	196 - Les Binkley
<b>Most One Season:</b>	63 - Greg Millen (1980-81)
<b>Most Home One Season:</b>	34 - Greg Millen (1980-81) 34 Michel Dion (1981-82)
<b>Most Away One Season:</b>	31 - Denis Herron (1978-79)
<b>MINUTES PLAYED</b>	
<b>Most All Time:</b>	11,046 - Les Binkley
<b>Most One Season:</b>	3,721 - Greg Millen (1980-81)
<b>Most Home One Season:</b>	2,040 - Greg Millen (1980-81)
<b>Most Away One Season:</b>	1,748 - Denis Herron (1978-79)
<b>GOALS AGAINST</b>	
<b>Most All Time:</b>	574 - Les Binkley
<b>Most One Season:</b>	258 - Greg Millen (1980-81)
<b>Most Home One Season:</b>	128 - Greg Millen (1980-81)
<b>Most Away One Season:</b>	130 - Greg Millen (1980-81)
<b>GOALS AGAINST AVERAGE</b>	
<b>Lowest All Time:</b>	2.86 - Hank Bassen
<b>Lowest Home All Time:</b>	2.34 - Joe Daley
<b>Lowest Away All Time:</b>	3.23 - Les Binkley
<b>Lowest One Season:</b>	2.86 - Hank Bassen (1967-68) 2.86 - Les Binkley (1970-71) 2.02 - Al Smith (1970-71)
<b>Lowest Home One Season:</b>	2.02 - Al Smith (1970-71)
<b>Lowest Away One Season:</b>	2.81 - Dunc Wilson (1976-77)

## GOALIES

### SHUTOUTS

<b>Most All Time:</b>	11 - Les Binkley
<b>Most One Season:</b>	6 - Les Binkley (1967-68)
<b>Most Home One Season:</b>	3 - Les Binkley (1967-68)
<b>Most Away One Season:</b>	3 - Les Binkley (1967-68)

### SAVES

<b>Most All Time:</b>	5,022 - Les Binkley
<b>Most One Season:</b>	1,920 - Denis Herron (1977-78)
<b>Most Home One Season:</b>	938 - Denis Herron (1977-78)
<b>Most Away One Season:</b>	982 - Denis Herron (1977-78)
<b>Most Per Game, All Time:</b>	30.6 - Joe Daley
<b>Most Per Home Game, All Time:</b>	29.6 - Joe Daley
<b>Most Per Away Game, All Time:</b>	33.4 - Denis Herron
<b>Most Per Game, One Season:</b>	32.6 - Denis Herron (1977-78)
<b>Most Per Home Game, One Season:</b>	31.2 - Joe Daley (1968-69)
<b>Most Per Away Game, One Season:</b>	35.8 - Denis Herron (1977-78)
<b>Best Efficiency, All Time:</b>	90.8 - Hank Bassen
<b>Best Efficiency, One Season:</b>	91.17 - Jim Rutherford (1972-73)

### WINS

<b>Most All Time:</b>	65 - Denis Herron
<b>Most One Season:</b>	25 - Greg Millen (1980-81) 25 - Michel Dion (1981-82)
<b>Most Home, One Season:</b>	19 - Greg Millen (1980-81) 19 - Michel Dion (1981-82)
<b>Most Away, One Season:</b>	10 - Les Binkley (1967-68)

### LOSSES

<b>Most All Time:</b>	94 - Les Binkley
<b>Most One Season:</b>	31 - Les Binkley (1968-69)
<b>Most Home, One Season:</b>	17 - Les Binkley (1968-69)
<b>Most Away, One Season:</b>	17 - Les Binkley (1967-68) 17 - Michel Dion (1981-82)

### TIES

<b>Most All Time:</b>	34 - Les Binkley 34 - Denis Herron
<b>Most One Season:</b>	15 - Denis Herron (1977-78)
<b>Most Home, One Season:</b>	9 - Les Binkley (1967-68)
<b>Most Away, One Season:</b>	7 - Denis Herron (1977-78) & (1978-79) 7 - Greg Millen (1980-81)

### STREAKS

<b>Most Consecutive Wins:</b>	6 - Al Smith (February 15 to March 4, 1970) 6 - Greg Millen (December 13 to 31, 1978) 6 - Greg Millen (February 22 to March 4, 1981)
<b>Most Consecutive Home Wins:</b>	13 - Jim Rutherford (February 16 to November 22, 1972)
<b>Most Consecutive Away Wins:</b>	4 - Les Binkley (February 25 to March 30, 1968)
<b>Most Consecutive Losses:</b>	8 - Michel Dion (January 2, 1983 to February 4, 1983)
<b>Most Consecutive Home Losses:</b>	4 - Les Binkley (November 6 to 16, 1968) 4 - Les Binkley (December 4 to 21, 1968) 4 - Michel Dion (March 6 to March 27, 1983)

## GOALIES

<b>Most Consecutive Away Losses:</b>	10 - Joe Daley (November 13, 1968 to March 20, 1969)
<b>Longest Unbeaten Streak:</b>	11 - Michel Plasse (January 25 to March 6, 1978) (6-0-5)
<b>Longest Home Unbeaten Streak:</b>	18 - Michel Plasse (January 11 to December 31, 1975) (14-0-4)
<b>Longest Away Unbeaten Streak:</b>	7 - Denis Herron (March 13 to 27, 1979) (5-0-2)
<b>Longest Winless Streak:</b>	15 - Al Smith (January 28 to April 1, 1971) (0-10-5)
<b>Longest Home Winless Streak:</b>	9 - Les Binkley (November 6 to December 21, 1968) (0-8-1)
<b>Longest Away Winless Streak:</b>	26 - Al Smith (March 5, 1970 to April 1, 1971) (0-18-8)

## INDIVIDUAL RECORDS

### ALL TIME

<b>MOST GAMES PLAYED:</b>	753 - Jean Pronovost
<b>MOST CONSECUTIVE GAMES:</b>	320 - Ron Schock
<b>MOST POINTS:</b>	603 - Jean Pronovost
<b>MOST GOALS:</b>	316 - Jean Pronovost
<b>MOST ASSISTS:</b>	349 - Syl Apps
<b>MOST PENALTIES:</b>	302 - Bryan Watson
<b>MOST PENALTY MINUTES:</b>	871 - Bryan Watson

### SEASON

<b>MOST GOALS:</b>	55 - Rick Kehoe (1980-81)
	53 - Pierre Larouche (1975-76)
	52 - Jean Pronovost (1975-76)
<b>MOST GOALS, CENTER:</b>	53 - Pierre Larouche (1975-76)
<b>MOST GOALS, LEFT WING:</b>	43 - Lowell MacDonald (1973-74)
<b>MOST GOALS, RIGHT WING:</b>	55 - Rick Kehoe (1980-81)
	52 - Jean Pronovost (1975-76)
<b>MOST GOALS, DEFENSEMAN:</b>	16 - Randy Carlyle (1980-81)
<b>MOST ASSISTS:</b>	67 - Syl Apps (1975-76)
	67 - Randy Carlyle (1980-81)
<b>MOST ASSISTS, CENTER:</b>	67 - Syl Apps (1975-76)
<b>MOST ASSISTS, LEFT WING:</b>	51 - Pat Boutette (1981-82)
<b>MOST ASSISTS, RIGHT WING:</b>	52 - Jean Pronovost (1975-76)
	52 - Rick Kehoe (1981-82)
<b>MOST ASSISTS, DEFENSEMAN:</b>	67 - Randy Carlyle (1980-81)
<b>MOST ASSISTS, GOALTENDER:</b>	3 - Greg Millen (1979-80)
<b>MOST POINTS:</b>	111 - Pierre Larouche (1975-76)
<b>MOST POINTS, CENTER:</b>	111 - Pierre Larouche (1975-76)
<b>MOST POINTS, LEFT WING:</b>	82 - Lowell MacDonald (1973-74)
<b>MOST POINTS, RIGHT WING:</b>	104 - Jean Pronovost (1975-76)
<b>MOST POINTS, DEFENSEMAN:</b>	83 - Randy Carlyle (1980-81)
<b>MOST POINTS, GOALTENDER:</b>	3 - Greg Millen (1979-80)
<b>MOST PENALTIES:</b>	112 - Paul Baxter (1981-82) (77-19-16)
<b>MOST PENALTY MINUTES:</b>	409 - Paul Baxter (1981-82)
<b>MOST PENALTY MINUTES, CENTER:</b>	133 - Bryan Hextall (1970-71)

<b>MOST PENALTY MINUTES, LEFT WING:</b>	378 - Dave Schultz (1977-78)
<b>MOST PENALTY MINUTES, RIGHT WING:</b>	161 - Pat Hughes (1980-81)
<b>MOST PENALTY MINUTES, DEFENSEMAN:</b>	409 - Paul Baxter (1981-82)
<b>MOST PENALTY MINUTES, GOALIE:</b>	60 - Andy Brown (1973-74)

## GAME

<b>MOST GOALS:</b>	4 - Paul Gardner (December 13, 1980 vs Philadelphia)
<b>MOST ASSISTS:</b>	6 - Ron Stackhouse (March 8, 1975 vs Philadelphia)
	6 - Greg Malone (November 28, 1979 vs Quebec)
<b>MOST POINTS:</b>	6 - Syl Apps (December 13, 1972 vs NY Islanders) (3g-3a)
	6 - Ron Stackhouse (March 8, 1975 vs Philadelphia) (6a)
	6 - Greg Malone (November 28, 1979 vs Quebec) (6a)
<b>MOST PENALTIES:</b>	9 - Russ Anderson (January 19, 1980 vs Edmonton) (3-3-3)
<b>MOST PENALTY MINUTES:</b>	51 - Russ Anderson (January 19, 1980 vs Edmonton)

## PERIOD

<b>MOST GOALS:</b>	3 - Al McDonough (November 18, 1972 vs Atlanta)
	3 - Lowell MacDonald (November 13, 1973 vs Minnesota)
	3 - Rick Kehoe (March 10, 1976 vs Buffalo)
<b>MOST ASSISTS:</b>	4 - Syl Apps (March 24, 1971 vs Detroit)
	4 - Ron Stackhouse (March 8, 1975 vs Philadelphia)
<b>MOST POINTS:</b>	4 - Syl Apps (March 24, 1971 vs Detroit) (4a)
	4 - Ron Stackhouse (March 8, 1975 vs Philadelphia) (4a)
	4 - Syl Apps (March 19, 1976 at Washington) (1g-3a)
<b>MOST PENALTIES:</b>	8 - Russ Anderson (January 19, 1980 vs Edmonton) (3-2-3)
<b>MOST PENALTY MINUTES:</b>	46 - Russ Anderson (January 19, 1980 vs Edmonton)

## MONTH

<b>MOST GOALS:</b>	14 - Jean Pronovost (January, 1978)
<b>MOST ASSISTS:</b>	24 - Syl Apps (March, 1974)
<b>MOST POINTS:</b>	27 - Syl Apps (March, 1974)

## MOST PLAYERS

**MOST PLAYERS, 20 OR MORE GOALS:** 9 (1974-75) - Pronovost (43), Kehoe (32), Hadfield (31), Larouche (31), Kelly (27), MacDonald (27), Arnason (26), Aps (24) & Schock (23)

**MOST PLAYERS, 30 OR MORE GOALS:** 5 (1975-76) - Larouche (53), Pronovost (52), Aps (32), MacDonald (30) & Hadfield (30)

**MOST PLAYERS, 40 OR MORE GOALS:** 2 (1973-74) - MacDonald (43) & Pronovost (40)

2 (1975-76) - Larouche (53) & Pronovost (52)

**MOST PLAYERS, 50 OR MORE GOALS:** 2 (1975-76) - Larouche (53) & Pronovost (52)

**MOST PLAYERS, 40 OR MORE ASSISTS:** 7 (1975-76) - Aps (67), Stackhouse (60), Larouche (58), Pronovost (52), Kehoe (47), Schock (44) & MacDonald (43)

**MOST PLAYERS, 50 OR MORE ASSISTS:** 4 (1975-76) - Aps (67), Stackhouse (60), Larouche (58) & Pronovost (52)

**MOST PLAYERS, 60 OR MORE ASSISTS:** 2 (1975-76) - Aps (67) & Stackhouse (60)

**MOST PLAYERS, 60 OR MORE POINTS:** 8 (1975-76) - Larouche (111), Pronovost (104), Aps (99), Kehoe (76), MacDonald (73), Stackhouse (71), Hadfield (65), Schock (62)

**MOST PLAYERS, 70 OR MORE POINTS:** 6 (1975-76) - Larouche (111), Pronovost (104), Aps (99), Kehoe (76), MacDonald (73) & Stackhouse (71)

**MOST PLAYERS, 80 OR MORE POINTS:** 3 (1975-76) - Larouche (111), Pronovost (104) & Aps (99)

**MOST PLAYERS, 90 OR MORE POINTS:** 3 (1975-76) - Larouche (111), Pronovost (104) & Aps (99)

**MOST PLAYERS, 100 OR MORE POINTS:** 2 (1975-76) - Larouche (111) & Pronovost (104)

**MOST PLAYERS, 125 OR MORE PENALTY MINUTES:** 5 (1981-82) - Baxter (409), Price (322), Boutette (230), Carlyle (131) & Malone (125)

**MOST PLAYERS, 200 OR MORE PENALTY MINUTES:** 3 (1981-82) - Baxter (409), Price (322) & Boutette (230)

**MOST PLAYERS, 300 OR MORE PENALTY MINUTES:** 2 (1981-82) - Baxter (409) & Price (322)

**MOST PLAYERS, 200 OR MORE SHOTS ON GOAL:** 6 (1974-75) - Pronovost (275), Hadfield (253), Kehoe (240), Kelly (223), MacDonald (220) & Arnason (215)

## SEASON OPENERS

1982-83	Oct. 5	at New Jersey	Pittsburgh 3	New Jersey 3	(8-5-3)
1981-82	Oct. 6	at St. Louis	St. Louis 6	Pittsburgh 2	(8-5-2)
1980-81	Oct. 9	at Philadelphia	Philadelphia 7	Pittsburgh 4	(8-4-2)
1979-80	Oct. 10	vs Winnipeg	Pittsburgh 4	Winnipeg 2	(8-3-2)
1978-79	Oct. 11	vs Toronto	Toronto 3	Pittsburgh 2	(7-3-2)
1977-78	Oct. 12	vs St. Louis	Pittsburgh 4	St. Louis 2	(7-2-2)
1976-77	Oct. 6	vs Vancouver	Pittsburgh 9	Vancouver 5	(6-2-2)
1975-76	Oct. 7	at Washington	Pittsburgh 4	Washington 2	(5-2-2)
1974-75	Oct. 9	at Minnesota	Pittsburgh 4	Minnesota 2	(4-2-2)
1973-74	Oct. 12	at Atlanta	Pittsburgh 4	Atlanta 3	(3-2-2)
1972-73	Oct. 7	vs Los Angeles	Pittsburgh 4	Los Angeles 2	(2-2-2)
1971-72	Oct. 9	vs Philadelphia	Pittsburgh 3	Philadelphia 2	(1-2-2)
1970-71	Oct. 10	vs Buffalo	Buffalo 2	Pittsburgh 1	(0-2-2)
1969-70	Oct. 11	vs California	Pittsburgh 2	California 2	(0-1-2)
1968-69	Oct. 12	vs Montreal	Pittsburgh 1	Montreal 1	(0-1-1)
1967-68	Oct. 11	vs Montreal	Montreal 2	Pittsburgh 1	(0-1-0)

## HOME OPENERS

1982-83	Oct. 9	NY Rangers	NY Rangers 5	Pittsburgh 3	(9-5-2)
1981-82	Oct. 10	Quebec	Pittsburgh 2	Quebec 1	(9-4-2)
1980-81	Oct. 11	Winnipeg	Pittsburgh 5	Winnipeg 4	(8-4-2)
1979-80	Oct. 10	Winnipeg	Pittsburgh 3	Winnipeg 2	(7-4-2)
1978-79	Oct. 11	Toronto	Toronto 3	Pittsburgh 2	(6-4-2)
1977-78	Oct. 12	St. Louis	Pittsburgh 4	St. Louis 2	(6-3-2)
1976-77	Oct. 6	Vancouver	Pittsburgh 9	Vancouver 5	(5-3-2)
1975-76	Oct. 11	Washington	Pittsburgh 7	Washington 5	(4-3-2)
1974-75	Oct. 12	Detroit	Pittsburgh 7	Detroit 2	(3-3-2)
1973-74	Oct. 13	NY Rangers	New York 8	Pittsburgh 2	(2-3-2)
1972-73	Oct. 7	Los Angeles	Pittsburgh 4	Los Angeles 2	(2-2-2)
1971-72	Oct. 9	Philadelphia	Pittsburgh 3	Philadelphia 2	(1-2-2)
1970-71	Oct. 10	Buffalo	Buffalo 2	Pittsburgh 1	(0-2-2)
1969-70	Oct. 11	California	Pittsburgh 2	California 2	(0-1-2)
1968-69	Oct. 12	Montreal	Pittsburgh 1	Montreal 1	(0-1-1)
1967-68	Oct. 11	Montreal	Montreal 2	Pittsburgh 1	(0-1-0)

## AWAY OPENERS

1982-83	Oct. 5	at New Jersey	Pittsburgh 3	New Jersey 3	(6-8-2)
1981-82	Oct. 6	at St. Louis	St. Louis 6	Pittsburgh 2	(6-8-1)
1980-81	Oct. 9	at Philadelphia	Philadelphia 7	Pittsburgh 4	(6-7-1)
1979-80	Oct. 14	at Boston	Pittsburgh 4	Boston 1	(6-6-1)
1978-79	Oct. 12	at Boston	Boston 8	Pittsburgh 2	(5-6-1)
1977-78	Oct. 14	at Washington	Washington 2	Pittsburgh 1	(5-5-1)
1976-77	Oct. 7	at Montreal	Montreal 10	Pittsburgh 1	(5-4-1)
1975-76	Oct. 7	at Washington	Pittsburgh 4	Washington 2	(5-3-1)
1974-75	Oct. 9	at Minnesota	Pittsburgh 4	Minnesota 2	(4-3-1)
1973-74	Oct. 12	at Atlanta	Pittsburgh 4	Atlanta 3	(3-3-1)
1972-73	Oct. 11	at St. Louis	Pittsburgh 5	St. Louis 2	(2-3-1)
1971-72	Oct. 10	at Buffalo	Buffalo 2	Pittsburgh 1	(1-3-1)
1970-71	Oct. 15	at Minnesota	Minnesota 4	Pittsburgh 2	(1-2-1)
1969-70	Oct. 19	at Boston	Boston 4	Pittsburgh 0	(1-1-1)
1968-69	Oct. 16	at Toronto	Pittsburgh 2	Toronto 2	(1-0-1)
1967-68	Oct. 13	at St. Louis	Pittsburgh 3	St. Louis 1	(1-0-0)

**SCORING SUMMARIES**

**PITTSBURGH VS BOSTON**

1982-83	GP	W	L	T	PTS	GF	GA	PPG	SHG	PEN	PIM
<b>PITTSBURGH</b>	3	1	2	0	2	10	14	3-15	0	25	67
<b>BOSTON</b>	3	2	1	0	4	14	10	7-18	0	21	57

**AT PITTSBURGH (1-0-0)**

Oct. 10 PGH. 3 (Herron) at **BOS.** 4 (Moffat)  
 Nov. 20 BOS. 3 (Moffat) at **PGH.** 4 (Herron)  
 Feb. 20 PGH. 3 (Herron) at **BOS.** 7 (Peeters)

(Boston leads all-time series (49-14-13))

**AT BOSTON (0-2-0)**

WG - Leveille  
 WG - Kehoe  
 WG - Bourque

**GOALS & SHOTS BY PERIODS**

	1st	2nd	3rd	Total
<b>PITTSBURGH</b>	2-22	4-32	4-23	10-77
<b>BOSTON</b>	5-36	6-37	3-29	14-102

**PITTSBURGH**

Player	GP	SOG	G	A	PTS	PIM
Boutette	3	3	2	2	4	2
Kehoe	3	12	2	2	4	0
Gardner	2	3	2	1	3	0
Hotham	2	0	0	3	3	4
Lee	2	1	1	1	2	0
Carlyle	3	8	1	1	2	16
Malone	3	6	1	1	2	4
St. Laurent	3	6	1	1	2	9
Baxter	3	6	0	2	2	11
Jonathan	1	0	0	1	1	0
Chorney	2	3	0	1	1	2
Hannan	2	3	0	1	1	2
Shedden	3	6	0	1	1	0
Feltrin	1	0	0	0	0	0
Ferguson	1	2	0	0	0	0
MacLeish	1	1	0	0	0	0
Rissling	1	0	0	0	0	4
Schutt	1	0	0	0	0	0
Turnbull	1	0	0	0	0	0
Boyd	2	1	0	0	0	0
Bullard	2	5	0	0	0	0
Buskas	2	0	0	0	0	9
Gatzos	2	3	0	0	0	0
Hakansson	2	1	0	0	0	0
Hrynewich	2	1	0	0	0	4
McClelland	2	2	0	0	0	0
Price	2	4	0	0	0	0
Herron	3	0	0	0	0	0
<b>TOTAL</b>	<b>3</b>	<b>77</b>	<b>10</b>	<b>18</b>	<b>28</b>	<b>25-67</b>

**BOSTON**

Player	GP	SOG	G	A	PTS	PIM
Pederson	3	10	2	4	6	0
Middleton	3	11	1	5	6	0
McNab	3	4	1	3	5	0
Bourque	2	6	1	3	4	0
Milbury	3	4	2	1	3	9
K. Crowder	3	4	1	2	3	8
Fergus	3	8	0	3	3	2
Leveille	1	6	1	1	2	0
O'Connell	3	7	1	1	2	2
Park	3	11	1	1	2	9
B. Crowder	3	6	2	0	2	2
Palmer	3	8	0	2	2	2
Cashman	2	2	1	0	1	0
Kasper	1	1	0	1	1	0
Krushelnyski	3	2	0	1	1	2
Peeters	1	0	0	0	0	5
Kluzak	2	0	0	0	0	2
Schutt	2	0	0	0	0	0
DuFour	3	4	0	0	0	10
Hillier	3	1	0	0	0	0
Howe	3	0	0	0	0	4
MacTavish	3	7	0	0	0	0
<b>TOTAL</b>	<b>3</b>	<b>102</b>	<b>14</b>	<b>28</b>	<b>42</b>	<b>21-57</b>

**GOALTENDERS**

	GP	MP	GA	SO	SAVES	AVG	W-L-T	PCT.
Herron (P)	3	180	14	0	88	4.67	1-2-0	.863
Peeters (B)	1	60	3	0	26	3.00	1-0-0	.897
Moffat (B)	2	120	7	0	41	3.50	1-1-0	.854
<b>BOSTON TOTAL</b>	<b>3</b>	<b>180</b>	<b>10</b>	<b>0</b>	<b>67</b>	<b>3.33</b>	<b>2-1-0</b>	<b>.870</b>

**POWER PLAY GOALS:**

**PITTSBURGH:** 3 for 15 Carlyle, Kehoe & Gardner  
**BOSTON:** 7 for 18 B. Crowder, Leveille, Park, K. Crowder, Pederson, Bourque & O'Connell

**SCORING SUMMARIES**

**PITTSBURGH VS BUFFALO**

1982-83	GP	W	L	T	PTS	GF	GA	PPG	SHG	PEN	PIM
<b>PITTSBURGH</b>	3	1	1	1	3	12	18	2-10	1	20	46
<b>BUFFALO</b>	3	1	1	1	3	18	12	4-15	1	15	36

**AT PITTSBURGH (1-0-0)**

Nov. 14 PGH. 6 (Herron) at **BUF.** 6 (Cloutier/Sauve)  
 Dec. 8 BUF. 2 (Sauve) at **PGH.** 4 (Herron)  
 Mar. 4 PGH. 2 (Herron) at **BUF.** 10 (Sauve)

(Buffalo leads all-time series (26-13-21))

**AT BUFFALO (0-1-1)**

WG - Hannan  
 WG - Hajt

**GOALS & SHOTS BY PERIODS**

	1st	2nd	3rd	Total
<b>PITTSBURGH</b>	5-32	4-22	3-35	12-89
<b>BUFFALO</b>	6-40	8-33	4-21	18-94

**PITTSBURGH**

Player	GP	SOG	G	A	PTS	PIM
Carlyle	3	6	2	3	5	6
Hannan	3	5	1	3	4	2
Kehoe	3	3	1	3	4	0
Baxter	3	6	0	4	4	7
Bullard	2	7	2	1	3	0
Shedden	3	9	2	0	2	2
Feltrin	2	2	1	1	2	0
Gardner	3	8	1	1	2	0
Malone	3	5	1	1	2	11
McClelland	2	7	1	0	1	0
Price	2	4	0	1	1	4
Hakansson	3	7	0	1	1	0
Herron	3	0	0	1	1	0
Boyd	1	1	0	0	0	0
Gatzos	1	3	0	0	0	0
Hrynewich	1	0	0	0	0	0
Meighan	1	3	0	0	0	0
Rissling	1	0	0	0	0	8
Buskas	2	0	0	0	0	0
Chorney	2	1	0	0	0	2
Hotham	2	1	0	0	0	0
Jonathan	2	2	0	0	0	2
Boutette	3	1	0	0	0	2
Lee	3	2	0	0	0	0
St. Laurent	3	6	0	0	0	0
<b>TOTAL</b>	<b>3</b>	<b>89</b>	<b>12</b>	<b>20</b>	<b>32</b>	<b>20-46</b>

**BUFFALO**

Player	GP	SOG	G	A	PTS	PIM
McKegney	2	4	2	3	5	0
McCourt	3	9	2	3	5	0
Davis	1	2	2	2	4	0
Hamel	3	8	2	2	4	4
Houley	3	5	1	3	4	0
Ramsey	3	7	0	4	4	7
McKenna	2	4	2	0	2	0
Patrick	2	2	1	1	2	2
Hajt	3	4	1	1	2	0
Peterson	3	2	1	1	2	2
Ruff	3	7	1	1	2	7
Savard	3	4	1	1	2	0
Andreychuk	1	0	0	2	2	0
Fenyves	2	2	0	2	2	0
Foligno	2	3	0	2	2	2
Perreault	3	5	0	2	2	2
Cyr	1	2	1	0	1	0
Seiling	3	8	1	0	1	2
Virta	2	6	0	1	1	0
Van Boxmeer	1	0	0	0	0	2
Cloutier	1	0	0	0	0	0
J.F. Sauve	1	1	0	0	0	0
Moller	2	2	0	0	0	0
Ramsay	2	2	0	0	0	0
Playfair	3	5	0	0	0	4
B. Sauve	3	0	0	0	0	2
<b>TOTAL</b>	<b>3</b>	<b>94</b>	<b>18</b>	<b>31</b>	<b>49</b>	<b>15-36</b>

**GOALTENDERS**

	GP	MP	GA	SO	SAVES	AVG	W-L-T	PCT.
Herron (P)	3	180	18	0	76	6.00	1-1-1	.809
Sauve (B)	3	140	7	0	66	3.00	1-1-1	.904
Cloutier (B)	1	40	5	0	11	7.50	0-0-0	.688
<b>BUFFALO TOTAL</b>	<b>3</b>	<b>180</b>	<b>12</b>	<b>0</b>	<b>77</b>	<b>4.00</b>	<b>1-1-1</b>	<b>.865</b>

**POWER PLAY GOALS:**

**PITTSBURGH:** 2 for 10 Carlyle & Gardner  
**BUFFALO:** 4 for 15 Seiling, Savard, Cyr & Housley

**SHORTHANDED GOALS:**

**PITTSBURGH:** 1 Carlyle  
**BUFFALO:** 1 Peterson

**SCORING SUMMARIES**

**PITTSBURGH VS CALGARY**

1982-83	GP	W	L	T	PTS	GF	GA	PPG	SHG	PEN	PIM
<b>PITTSBURGH</b>	3	0	3	0	0	6	14	0.9	0	11	33
<b>CALGARY</b>	3	3	0	0	6	14	6	4.7	1	13	37

**AT PITTSBURGH (0-2-0)**

Oct. 30 **CAL.** 4 (Edwards) at PGH. 1 (Dion)  
 Nov. 13 **CAL.** 3 (Edwards) at PGH. 1 (Dion)  
 Feb. 5 PGH. 4 (Herron) at **CAL.** 7 (Lemelin)

**AT CALGARY (0-1-0)**

WG - LaVallee  
 WG - Nilsson  
 WG - Nilsson (2)

(Calgary leads all-time series (20-14-11))

**GOALS & SHOTS BY PERIODS**

	1st	2nd	3rd	Total
<b>PITTSBURGH</b>	0-37	5-40	1-24	6-101
<b>CALGARY</b>	5-30	3-28	6-27	14-85

**PITTSBURGH**

Player	GP	SOG	G	A	PTS	PIM
Kehoe	3	15	2	0	2	0
Bullard	1	3	1	1	2	0
Hotham	3	7	0	2	2	2
Lee	2	4	1	0	1	0
Boutette	3	4	1	0	1	14
Malone	3	6	1	0	1	0
Graham	1	2	0	1	1	0
Carlyle	2	5	0	1	1	0
Gardner	2	4	0	1	1	0
Hannan	3	7	0	1	1	0
St. Laurent	3	4	0	1	1	0
Shedden	3	5	0	1	1	0
Feltrin	1	0	0	0	0	0
Galzoz	1	2	0	0	0	0
Herron	1	0	0	0	0	0
Jonathan	1	2	0	0	0	0
Lecuyer	1	1	0	0	0	0
Meighan	1	0	0	0	0	0
Baxter	2	3	0	0	0	2
Boyd	2	3	0	0	0	2
Buskas	2	4	0	0	0	4
Chorney	2	5	0	0	0	0
Dion	2	0	0	0	0	0
Hryniewicz	2	2	0	0	0	0
McClelland	2	4	0	0	0	0
Price	2	3	0	0	0	0
Rissling	2	3	0	0	0	7
Hakansson	3	3	0	0	0	2
<b>TOTAL</b>	<b>3</b>	<b>101</b>	<b>6</b>	<b>9</b>	<b>15</b>	<b>11-33</b>

**CALGARY**

Player	GP	SOG	G	A	PTS	PIM
Nilsson	3	10	6	1	7	0
McDonald	3	10	3	2	5	2
Chouinard	3	1	0	4	4	0
Konroyd	3	4	1	2	3	12
Bridgman	3	6	0	3	3	0
LaVallee	2	6	2	0	2	0
Risebrough	3	14	1	1	2	6
Eloranta	3	2	0	2	2	5
Russell	3	4	0	2	2	2
Meredith	1	2	1	0	1	0
Edwards	2	0	0	1	1	0
Hislop	3	2	0	1	1	0
Peplinski	3	2	0	1	1	2
Beers	1	4	0	0	0	0
Bourgeois	1	0	0	0	0	4
Jackson	1	4	0	0	0	0
Lemelin	1	0	0	0	0	0
MacInnis	1	0	0	0	0	0
Christoff	2	0	0	0	0	0
Mokosak	2	2	0	0	0	0
Ribble	2	2	0	0	0	0
Dunn	3	2	0	0	0	2
Hindmarch	3	3	0	0	0	2
Reinhart	3	5	0	0	0	0
<b>TOTAL</b>	<b>3</b>	<b>85</b>	<b>14</b>	<b>20</b>	<b>34</b>	<b>13-37</b>

**GOALTENDERS**

	GP	MP	GA	SO	SAVES	AVG	W-L-T	
Dion (P)	2	120	6 (1)	0	40	3.00	0-2-0	.870
Herron (P)	1	60	7	0	31	7.00	0-1-0	.816
<b>PITTSBURGH TOTAL</b>	<b>3</b>	<b>180</b>	<b>14</b>	<b>0</b>	<b>71</b>	<b>4.67</b>	<b>0-3-0</b>	<b>.835</b>
Edwards (C)	2	120	2	0	63	1.00	2-0-0	.969
Lemelin (C)	1	60	4	0	32	4.00	1-0-0	.889
<b>CALGARY TOTAL</b>	<b>3</b>	<b>180</b>	<b>6</b>	<b>0</b>	<b>95</b>	<b>2.00</b>	<b>3-0-0</b>	<b>.941</b>

**POWER PLAY GOALS:**

**PITTSBURGH:** 0 for 9  
**CALGARY:** 4 for 7 Nilsson 3 & McDonald

**SHORTHANDED GOAL:**

**CALGARY** 1 Meredith

**HAT TRICK:**

Lanny McDonald & Kent Nilsson  
 (Feb. 5) vs Denis Herron at Calgary

**SCORING SUMMARIES**

**PITTSBURGH VS CHICAGO**

1982-83	GP	W	L	T	PTS	GF	GA	PPG	SHG	PEN	PIM
<b>PITTSBURGH</b>	3	0	3	0	0	9	15	4-14	0	22	50
<b>CHICAGO</b>	3	3	0	0	6	15	9	2-12	0	24	54

**AT PITTSBURGH (0-2-0)**

Dec. 1 **CHI.** 4 (Bannerman) at PGH. 2 (Dion)  
 Feb. 2 PGH. 4 (Herron) at **CHI.** 7 (Esposito)  
 Mar. 13 **CHI.** 4 (Esposito) at PGH. 3 (Dion)

**AT CHICAGO (0-1-0)**

WG - Secord  
 WG - Secord (2)  
 WG - Larmer

(Chicago leads all-time series (43-19-11))

**GOALS & SHOTS BY PERIODS**

	1st	2nd	3rd	Total
<b>PITTSBURGH</b>	4-31	3-50	2-37	9-118
<b>CHICAGO</b>	8-38	3-20	4-30	15-88

**PITTSBURGH**

Player	GP	SOG	G	A	PTS	PIM
Bullard	3	10	2	3	5	9
Shedden	3	6	2	2	4	2
Malone	3	6	0	4	4	2
Carlyle	3	15	2	1	3	2
Baxter	3	13	2	0	2	2
Buskas	2	2	1	0	1	0
Feltrin	1	2	0	1	1	0
Price	1	5	0	1	1	0
Galzoz	2	3	0	1	1	0
Hakansson	3	5	0	1	1	2
Kehoe	3	4	0	1	1	2
Lee	3	1	0	1	1	0
Herron	1	0	0	0	0	0
Hryniewicz	1	0	0	0	0	2
Jonathan	1	5	0	0	0	7
McClelland	1	3	0	0	0	0
Meighan	1	0	0	0	0	6
Boyd	2	9	0	0	0	2
Chorney	2	1	0	0	0	0
Dion	2	0	0	0	0	0
Hotham	2	3	0	0	0	2
Rissling	2	1	0	0	0	6
St. Laurent	2	7	0	0	0	0
Boutette	3	8	0	0	0	0
P. Gardner	3	5	0	0	0	2
Hannan	3	4	0	0	0	2
<b>TOTAL</b>	<b>3</b>	<b>118</b>	<b>9</b>	<b>16</b>	<b>25</b>	<b>22-50</b>

**CHICAGO**

Player	GP	SOG	G	A	PTS	PIM
Sutter	3	8	4	2	6	2
Larmer	3	4	2	4	6	0
Savard	3	9	2	3	5	11
Secord	3	13	2	2	4	6
Preston	3	4	0	4	4	0
Crossman	3	7	2	1	3	0
Lysiak	2	4	1	2	3	0
B. Gardner	3	3	0	3	3	0
Ludzik	3	1	0	2	2	4
B. Murray	3	5	0	2	2	6
Marsh	3	2	1	0	1	4
Wilson	3	11	1	0	1	0
Brown	1	1	0	1	1	0
T. Murray	1	1	0	1	1	0
Bannerman	1	0	0	0	0	0
Cyr	1	0	0	0	0	0
Esposito	2	0	0	0	0	0
Fraser	2	0	0	0	0	6
O'Callahan	2	2	0	0	0	0
Feamster	3	3	0	0	0	0
Higgins	3	4	0	0	0	4
Fox	3	3	0	0	0	11
Paterson	3	3	0	0	0	0
<b>TOTAL</b>	<b>3</b>	<b>88</b>	<b>15</b>	<b>27</b>	<b>42</b>	<b>24-54</b>

**GOALTENDERS**

	GP	MP	GA	SO	SAVES	AVG	W-L-T	PCT.
Dion (P)	2	120	8	0	47	4.00	0-2-0	.855
Herron (P)	1	60	6 (1)	0	26	6.00	0-1-0	.813
<b>PITTSBURGH TOTAL</b>	<b>3</b>	<b>180</b>	<b>15</b>	<b>0</b>	<b>73</b>	<b>5.00</b>	<b>0-3-0</b>	<b>.830</b>
Bannerman (C)	1	60	2	0	44	2.00	1-0-0	.957
Esposito (C)	2	120	7	0	65	3.50	2-0-0	.903
<b>CHICAGO TOTAL</b>	<b>3</b>	<b>180</b>	<b>9</b>	<b>0</b>	<b>109</b>	<b>3.00</b>	<b>3-0-0</b>	<b>.924</b>

**POWER PLAY GOALS:**

**PITTSBURGH:** 4 for 14 Baxter, Buskas, Bullard & Carlyle  
**CHICAGO:** 2 for 12 Savard & Larmer

**SCORING SUMMARIES**

**PITTSBURGH VS DETROIT**

1982-83	GP	W	L	T	PTS	GF	GA	PPG	SHG	PEN	PIM
<b>PITTSBURGH</b>	3	0	2	1	1	11	17	3-11	0	12	32
<b>DETROIT</b>	3	2	0	1	5	17	11	2-8	1	14	28

**AT PITTSBURGH (0-1-1)**

Dec. 15 DET. 4 (Micalef) at PGH. 4 (Dion)  
 Dec. 23 PGH. 4 (Dion) at DET. 6 (Stefan)  
 Feb. 15 DET. 7 (Stefan) at PGH. 3 (Ricci)

**AT DETROIT (0-1-0)**

WG - Ogrodnick  
 WG - Gare

(Detroit leads all-time series (38-36-10))

<b>GOALS &amp; SHOTS BY PERIODS</b>	<b>1st</b>	<b>2nd</b>	<b>3rd</b>	<b>Total</b>
<b>PITTSBURGH</b>	2-21	4-27	5-34	11-82
<b>DETROIT</b>	2-25	11-35	4-23	17-83

**PITTSBURGH**

Player	GP	SOG	G	A	PTS	PIM
Bullard	2	8	2	3	5	0
Shedden	3	3	1	3	4	2
Kehoe	3	13	3	0	3	2
Gardner	3	3	1	2	3	0
Baxter	3	1	0	3	3	14
Carlyle	3	9	1	1	2	0
Boutette	3	5	0	2	2	2
Malone	3	4	0	2	2	4
Boyd	1	1	1	0	1	0
Meighan	2	4	1	0	1	0
Hannan	3	2	1	0	1	2
Hotham	2	4	0	1	1	0
Lee	3	5	0	1	1	0
St. Laurent	3	4	0	1	1	0
Hrynewich	1	0	0	0	0	0
Jonathan	1	2	0	0	0	0
Ricci	1	0	0	0	0	0
Rissling	1	1	0	0	0	2
Buskas	2	2	0	0	0	0
Dion	2	0	0	0	0	0
Gatzos	2	2	0	0	0	0
Graham	2	3	0	0	0	2
Price	2	3	0	0	0	0
Chorney	3	2	0	0	0	2
Hakansson	3	1	0	0	0	0
<b>TOTAL</b>	<b>3</b>	<b>82</b>	<b>11</b>	<b>19</b>	<b>30</b>	<b>12-32</b>

**DETROIT**

Player	GP	SOG	G	A	PTS	PIM
Larson	3	14	5	5	10	2
Osborne	3	10	3	3	6	0
Foster	3	4	2	3	5	0
Gare	3	13	2	3	5	2
Blaisdell	3	8	2	1	3	0
Ogrodnick	3	5	1	2	3	6
McKechnie	3	3	0	3	3	0
Leach	3	6	1	1	2	0
G. Smith	3	2	1	1	2	2
Huber	2	4	0	2	2	6
D. Smith	2	1	0	1	1	0
Boldirev	1	1	0	0	0	0
Craven	1	0	0	0	0	0
Lofthouse	1	1	0	0	0	0
Micalef	1	0	0	0	0	0
Woods	1	1	0	0	0	0
Francis	2	0	0	0	0	0
Paterson	2	0	0	0	0	0
Rowe	2	0	0	0	0	0
Stefan	2	0	0	0	0	0
Weir	2	1	0	0	0	0
Barrett	3	4	0	0	0	6
Campbell	3	0	0	0	0	2
Schoenfeld	3	5	0	0	0	2
<b>TOTAL</b>	<b>3</b>	<b>83</b>	<b>17</b>	<b>25</b>	<b>42</b>	<b>14-28</b>

<b>GOALTENDERS</b>	<b>GP</b>	<b>MP</b>	<b>GA</b>	<b>SO</b>	<b>SAVES</b>	<b>AVG</b>	<b>W-L-T</b>	<b>PCT.</b>
Dion (P)	2	120	10	0	48	5.00	0-1-1	.828
Herron	1	60	7	0	18	7.00	0-1-0	.720
<b>PITTSBURGH TOTAL</b>	<b>3</b>	<b>180</b>	<b>17</b>	<b>0</b>	<b>66</b>	<b>5.67</b>	<b>0-2-1</b>	<b>.795</b>
Stefan (D)	2	120	7	0	45	3.50	2-0-0	.865
Micalef (D)	1	60	4	0	26	4.00	0-0-1	.867
<b>DETROIT TOTAL</b>	<b>3</b>	<b>180</b>	<b>11</b>	<b>0</b>	<b>71</b>	<b>3.67</b>	<b>2-0-1</b>	<b>.866</b>

**POWER PLAY GOALS:** PITTSBURGH: 3 for 11 Kehoe 2 & Gardner  
 DETROIT: 2 for 8 Larson 2

**SHORTHANDED GOALS:** DETROIT: 1 Larson

**HAT TRICK:** PITTSBURGH: Rick Kehoe (Dec. 23) vs Greg Stefan at Detroit

DETROIT: Reed Larson (Feb. 15) vs Nick Ricci at Pittsburgh

**SCORING SUMMARIES**

**PITTSBURGH VS EDMONTON**

1982-83	GP	W	L	T	PTS	GF	GA	PPG	SHG	PEN	PIM
<b>PITTSBURGH</b>	3	1	2	0	2	14	21	4-17	0	25	53
<b>EDMONTON</b>	3	2	1	0	5	21	14	2-16	1	25	64

**AT PITTSBURGH (1-1-0)**

Nov. 10 EDM. 4 (Moog) at PGH. 5 (Dion)  
 Jan. 7 PGH. 2 (Herron) at EDM. 7(Moog)  
 Feb. 19 EDM. 10 (Fuhr/Moog) at PGH. 7 (Herron/Ricci)

**AT EDMONTON (0-1-0)**

WG - Hannan  
 WG - Anderson

(Edmonton leads all-time series (10-3-1))

<b>GOALS &amp; SHOTS BY PERIODS</b>	<b>1st</b>	<b>2nd</b>	<b>3rd</b>	<b>Total</b>
<b>PITTSBURGH</b>	4-33	7-42	3-24	14-99
<b>EDMONTON</b>	5-39	7-33	9-36	21-108

**PITTSBURGH**

Player	GP	SOG	G	A	PTS	PIM
Malone	3	7	0	5	5	6
Hakansson	2	5	3	1	4	0
Hannan	3	6	2	2	4	6
Shedden	3	10	0	4	4	2
Gardner	2	4	3	0	3	0
Kehoe	2	5	1	2	3	0
Lee	3	9	1	2	3	0
St. Laurent	3	5	1	2	3	2
Buskas	1	2	1	1	2	0
Price	1	1	0	2	2	0
McClelland	1	3	1	0	1	0
Bullard	2	7	1	0	1	4
Boyd	2	9	0	1	1	4
Meighan	2	0	0	1	1	2
Baxter	3	3	0	1	1	13
Carlyle	1	0	0	0	0	0
Dion	1	0	0	0	0	0
Gatzos	1	1	0	0	0	2
Graham	1	1	0	0	0	0
Hrynewich	1	2	0	0	0	0
Ricci	1	0	0	0	0	0
Sutter	1	0	0	0	0	0
Feltrin	2	2	0	0	0	0
Herron	2	0	0	0	0	2
Jonathan	2	1	0	0	0	0
Rissling	2	1	0	0	0	0
Boutette	3	8	0	0	0	4
Chorney	3	7	0	0	0	2
Hotham	3	0	0	0	0	2
Bench						2
<b>TOTAL</b>	<b>3</b>	<b>99</b>	<b>14</b>	<b>24</b>	<b>38</b>	<b>25-53</b>

**EDMONTON**

Player	GP	SOG	G	A	PTS	PIM
Gretzky	3	16	4	4	8	2
Anderson	3	17	5	2	7	0
Lowe	2	2	1	6	7	0
Linseman	3	7	3	3	6	2
Messier	3	12	1	5	6	2
Kurri	3	10	1	3	4	2
Rouleston	2	6	3	0	3	0
Hunter	3	3	0	3	3	4
Lumley	2	6	1	1	2	2
Hughes	3	5	1	1	2	7
Pouzar	3	1	0	2	2	5
Boschman	3	2	1	0	1	2
Semenko	2	0	0	1	1	4
Coffey	3	7	0	1	1	2
Fogolin	3	3	0	1	1	6
Gregg	3	2	0	1	1	0
Huddy	3	4	0	1	1	4
Moog	3	0	0	1	1	2
Fuhr	1	0	0	0	0	0
Habscheid	1	0	0	0	0	0
Unger	1	3	0	0	0	2
Lariviere	2	1	0	0	0	10
Jackson	3	1	0	0	0	2
Bench						4
<b>TOTAL</b>	<b>3</b>	<b>108</b>	<b>21</b>	<b>36</b>	<b>57</b>	<b>25-64</b>

<b>GOALTENDERS</b>	<b>GP</b>	<b>MP</b>	<b>GA</b>	<b>SO</b>	<b>SAVES</b>	<b>AVG</b>	<b>W-L-T</b>	<b>PCT.</b>
Dion (P)	1	60	4	0	35	4.00	1-0-0	.897
Herron (P)	2	93	11	0	40	7.10	0-1-0	.784
Ricci (P)	1	27	6	0	12	13.30	0-1-0	.667
<b>PITTSBURGH TOTAL</b>	<b>3</b>	<b>180</b>	<b>21</b>	<b>0</b>	<b>87</b>	<b>7.00</b>	<b>1-2-0</b>	<b>.806</b>
Moog (E)	3	160	10	0	72	3.75	2-1-0	.878
Fuhr (E)	1	20	4	0	13	12.00	0-0-0	.765
<b>EDMONTON TOTAL</b>	<b>3</b>	<b>180</b>	<b>14</b>	<b>0</b>	<b>85</b>	<b>4.67</b>	<b>2-1-0</b>	<b>.859</b>

**POWER PLAY GOALS:** PITTSBURGH: 4 for 17 Gardner 3 & Hannan  
 EDMONTON: 2 for 16 Anderson & Linseman

**SHORTHANDED GOAL:** EDMONTON: 1 Linseman

**HAT TRICK:** EDMONTON: Glenn Anderson (Jan. 7) vs Denis Herron at Edmonton

EDMONTON: Ken Linseman (Feb. 19) vs Denis Herron & Nick Ricci at Pittsburgh

**SCORING SUMMARIES**

**PITTSBURGH VS HARTFORD**

1982-83	GP	W	L	T	PTS	GF	GA	PPG	SHG	PEN	PIM
<b>PITTSBURGH</b>	3	3	0	0	6	14	7	4-13	2	25	75
<b>HARTFORD</b>	3	0	3	0	0	7	14	1-14	1	24	76

**AT PITTSBURGH (1-0-0)**

Nov. 17 HART. 3 (Veisor) at PGH. 4 (Herron)

Dec. 21 PGH. 3 (Dion) at HART. 2 (Millen)

Mar. 12 PGH. 7 (Herron) at HART. 2 (Millen)

(Pittsburgh leads all-time series (8-4-2))

**AT HARTFORD (2-0-0)**

WG - Boutette

WG - Hannan

WG - Shedden

GOALS & SHOTS BY PERIODS	1st	2nd	3rd	Total
<b>PITTSBURGH</b>	4-37	5-37	5-34	14-108
<b>HARTFORD</b>	0-19	5-34	2-35	7-88

PITTSBURGH						HARTFORD							
Player	GP	SOG	G	A	PTS	PIM	Player	GP	SOG	G	A	PTS	PIM
Boutette	3	16	3	4	7	4	Francis	3	9	2	1	3	7
Malone	3	10	2	4	6	2	Renaud	3	2	1	1	2	2
Shedden	3	6	2	2	4	0	Siltanen	3	4	0	2	2	2
Carlyle	3	8	0	4	4	2	Lacroix	2	9	1	0	1	2
Gardner	2	5	1	1	2	0	Adams	3	7	1	0	1	10
Hakansson	3	4	1	1	2	2	Stoughton	3	11	1	0	1	0
Hannan	3	3	1	1	2	7	Sulliman	3	3	1	0	1	0
Kehoe	3	6	0	2	2	2	Galarneau	1	0	0	1	1	0
McClelland	1	3	1	0	1	0	Larouche	1	7	0	1	1	0
Meighan	2	6	1	0	1	0	Lawless	2	5	0	1	1	0
Baxter	3	8	1	0	1	6	Johnson	3	7	0	1	1	2
Lee	3	6	1	0	1	0	McDougal	3	2	0	1	1	0
Boyd	1	3	0	1	1	2	Lyle	1	4	0	0	0	0
Bullard	1	2	0	1	1	0	Sullivan	1	1	0	0	0	0
Graham	1	3	0	1	1	0	Veisor	1	0	0	0	0	0
Gatzos	2	4	0	1	1	11	Wesley	1	0	0	0	0	2
Hotham	2	2	0	1	1	0	Hospodar	2	0	0	0	0	24
Price	2	3	0	1	1	10	Kotsopoulos	2	4	0	0	0	2
Chorney	1	0	0	0	0	0	Millen	2	0	0	0	0	0
Dion	1	0	0	0	0	0	Anderson	3	0	0	0	0	8
Garner	1	1	0	0	0	0	Matinowski	3	3	0	0	0	2
Jonathan	1	1	0	0	0	0	Miller	3	3	0	0	0	0
Rissling	1	1	0	0	0	0	Neufeld	3	4	0	0	0	0
Buskas	2	1	0	0	0	2	Volcan	3	3	0	0	0	11
Feltrin	2	1	0	0	0	19	Bench						2
Herron	2	0	0	0	0	0							
Hryniewicz	2	2	0	0	0	0							
St. Laurent	2	3	0	0	0	4							
Bench						2							
<b>TOTAL</b>	<b>3</b>	<b>108</b>	<b>14</b>	<b>25</b>	<b>39</b>	<b>25-75</b>	<b>TOTAL</b>	<b>3</b>	<b>88</b>	<b>7</b>	<b>9</b>	<b>16</b>	<b>24-76</b>

GOALTENDERS	GP	MP	GA	SO	SAVES	AVG	W-L-T	PCT.
Dion (P)	1	60	2	0	31	2.00	1-0-0	.939
Herron (P)	2	120	5	0	50	2.50	2-0-0	.909
<b>PITTSBURGH TOTAL</b>	<b>3</b>	<b>180</b>	<b>7</b>	<b>0</b>	<b>81</b>	<b>2.33</b>	<b>3-0-0</b>	<b>.920</b>
Veisor (H)	1	60	4	0	29	4.00	0-1-0	.879
Millen (H)	2	120	10	0	65	5.00	0-2-0	.867
<b>HARTFORD TOTAL</b>	<b>3</b>	<b>180</b>	<b>14</b>	<b>0</b>	<b>94</b>	<b>4.67</b>	<b>0-3-0</b>	<b>.870</b>

**POWER PLAY GOALS:** PITTSBURGH: 4 for 13 Shedden, Boutette, Baxter & Meighan

HARTFORD: 1 for 14 Sulliman

**SHORTHANDED GOAL:** PITTSBURGH: 2 Boutette & Shedden

HARTFORD: 1 Francis

**SCORING SUMMARIES**

**PITTSBURGH VS LOS ANGELES**

1982-83	GP	W	L	T	PTS	GF	GA	PPG	SHG	PEN	PIM
<b>PITTSBURGH</b>	3	2	1	0	4	15	14	4-10	0	27	62
<b>LOS ANGELES</b>	3	1	2	0	2	14	15	6-21	0	15	30

**AT PITTSBURGH (1-0-0)**

Nov. 6 PGH. 2 (Dion) at LA 6 (Laskoski)

Feb. 12 LA 4 (Mattsson) at PGH. 6 (Ricci)

Mar. 19 PGH. 7 (Dion) at LA 4 (Laskoski/Mattsson)

Mattsson replaced Laskoski 47:53 on March 19

(Pittsburgh leads all-time series (41-40-14))

**AT LOS ANGELES (1-1-0)**

WG - Wells

WG - Lee

WG - Gatzos

GOALS & SHOTS BY PERIODS	1st	2nd	3rd	Total
<b>PITTSBURGH</b>	4-27	4-19	7-22	15-68
<b>LOS ANGELES</b>	5-45	8-46	1-37	14-128

PITTSBURGH						LOS ANGELES							
Player	GP	SOG	G	A	PTS	PIM	Player	GP	SOG	G	A	PTS	PIM
Shedden	3	5	3	1	4	4	Simmer	3	14	4	4	8	4
St. Laurent	2	7	2	2	4	8	Dionne	3	13	3	3	6	0
Lee	2	5	3	0	3	0	Taylor	2	8	0	5	5	2
Gardner	3	4	2	1	3	0	Fox	3	8	2	1	3	0
Boyd	2	7	1	2	3	2	L. Murphy	3	18	1	2	3	0
Carlyle	2	3	0	3	3	12	Nicholls	3	5	1	1	2	2
Boutette	3	2	0	3	3	4	Hardy	3	9	0	2	2	2
Malone	3	8	0	3	3	2	Korab	3	7	0	2	2	0
Feltrin	2	2	1	1	2	0	Kelly	2	9	1	0	1	0
Rissling	3	2	1	1	2	10	Ruskowski	3	2	1	0	1	4
Hakansson	3	0	0	2	2	0	Wells	3	6	1	0	1	2
Hannan	3	4	0	2	2	0	Morrison	1	0	0	1	1	2
Kehoe	3	4	0	2	2	0	Issacson	2	0	0	1	1	2
Gatzos	2	4	1	0	1	0	Lewis	3	3	0	1	1	0
Chorney	3	2	1	0	1	0	Bonar	1	0	0	0	0	0
Price	1	0	0	1	1	2	Chartraw	1	2	0	0	0	0
Baxter	3	0	0	1	1	12	Holmes	1	2	0	0	0	0
Buskas	1	0	0	0	0	0	Sykes	1	0	0	0	0	2
Hryniewicz	1	2	0	0	0	0	Bozek	2	2	0	0	0	0
Lecuyer	1	0	0	0	0	0	Hopkins	2	0	0	0	0	2
McClelland	1	0	0	0	0	0	Kennedy	2	4	0	0	0	4
Meighan	1	0	0	0	0	2	Laskoski	2	0	0	0	0	0
Ricci	1	0	0	0	0	0	Mattsson	2	0	0	0	0	0
Bullard	2	5	0	0	0	2	M. Murphy	2	3	0	0	0	2
Dion	2	0	0	0	0	0	Smith	2	4	0	0	0	0
Hotham	3	2	0	0	0	0	Evans	3	9	0	0	0	0
<b>TOTAL</b>	<b>3</b>	<b>68</b>	<b>15</b>	<b>25</b>	<b>40</b>	<b>27-62</b>	<b>TOTAL</b>	<b>3</b>	<b>128</b>	<b>14</b>	<b>23</b>	<b>37</b>	<b>15-30</b>

GOALTENDERS	GP	MP	GA	SO	SAVES	AVG	W-L-T	PCT.
Ricci (P)	1	60	4	0	30	4.00	1-0-0	.882
Dion (P)	2	120	10	0	84	5.00	1-1-0	.894
<b>PITTSBURGH TOTAL</b>	<b>3</b>	<b>180</b>	<b>14</b>	<b>0</b>	<b>114</b>	<b>4.67</b>	<b>2-1-0</b>	<b>.890</b>
Laskoski (LA)	2	180	7	0	31	3.89	1-1-0	.816
Mattsson (LA)	2	72	7 (1)	0	22	5.83	0-1-0	.758
<b>LOS ANGELES TOTAL</b>	<b>3</b>	<b>180</b>	<b>15</b>	<b>0</b>	<b>53</b>	<b>5.00</b>	<b>1-2-0</b>	<b>.779</b>

**POWER PLAY GOALS:** PITTSBURGH: 4 for 10 St. Laurent, Gardner, Boyd & Lee

LOS ANGELES: 6 for 21 Fox 2, Kelly, Simmer, Ruskowski & L. Murphy

**HAT TRICK:** Charlie Simmer (Feb. 12) at Pittsburgh vs Nick Ricci



**SCORING SUMMARIES**

**PITTSBURGH VS MINNESOTA**

1982-83	GP	W	L	T	PTS	GF	GA	PPG	SHG	PEN	PIM
<b>PITTSBURGH</b>	3	0	2	1	1	8	16	4-14	0	20	57
<b>MINNESOTA</b>	3	2	0	1	5	16	8	4-14	1	19	47

**AT PITTSBURGH (0-1-0)**

Nov. 26 PGH. 6 (Herron) at MINN. 6 (Meloche)

Jan. 12 MINN. 7 (Mattsson) at PGH. 0 (Dion)

Mar. 16 PGH. 2 (Herron) at MINN. 3 (Beaupre)

(Pittsburgh leads all-time series (37-36-9))

**AT MINNESOTA (0-1-1)**

WG - Ferguson

WG - Bellows

**GOALS & SHOTS BY PERIODS**

	1st	2nd	3rd	Total
<b>PITTSBURGH</b>	2-34	3-41	3-34	8-109
<b>MINNESOTA</b>	4-27	2-30	10-43	16-100

**PITTSBURGH**

Player	GP	SOG	G	A	PTS	PIM
Malone	3	10	2	2	4	0
Carlyle	3	10	1	3	4	2
Boutette	3	5	2	1	3	14
Shedden	3	7	0	3	3	0
Kehoe	3	10	0	2	2	0
Baxter	3	8	1	0	1	2
Bullard	3	6	1	0	1	7
Hakansson	3	4	1	0	1	2
Price	1	5	0	1	1	0
Boyd	2	2	0	1	1	0
Hannan	3	6	0	1	1	0
Lee	3	9	0	1	1	2
Buskas	1	0	0	0	0	7
Dion	1	0	0	0	0	0
Gatzos	1	0	0	0	0	2
Graham	1	1	0	0	0	7
Hryniewich	1	0	0	0	0	0
Jonathan	1	3	0	0	0	2
Rissling	1	2	0	0	0	0
Feltrin	2	3	0	0	0	0
Gardner	2	5	0	0	0	2
Herron	2	0	0	0	0	0
Hotham	2	2	0	0	0	0
McClelland	2	2	0	0	0	0
Meighan	2	2	0	0	0	0
St. Laurent	2	3	0	0	0	4
Chorney	3	4	0	0	0	2
Bench						2
<b>TOTAL</b>	<b>3</b>	<b>109</b>	<b>8</b>	<b>15</b>	<b>23</b>	<b>20-57</b>

**MINNESOTA**

Player	GP	SOG	G	A	PTS	PIM
Bellows	3	12	5	0	5	0
Payne	3	4	3	2	5	0
Hartsburg	3	11	1	4	5	6
Ferguson	3	4	1	3	4	0
Smith	3	3	1	3	4	0
MacAdam	3	8	2	1	3	11
Ciccarelli	3	6	1	2	3	7
Young	3	5	0	3	3	2
Giles	3	5	1	1	2	5
Eaves	3	5	0	2	2	0
McCarthy	3	5	1	0	1	0
Friest	1	0	0	1	1	0
Brotten	3	10	0	1	1	2
Maxwell	3	6	0	1	1	2
Plett	3	3	0	1	1	4
Roberts	3	8	0	1	1	4
Beaupre	1	0	0	0	0	2
Mattsson	1	0	0	0	0	0
Meloche	1	0	0	0	0	0
Barrett	2	1	0	0	0	0
Douglas	3	1	0	0	0	0
Mandich	3	2	0	0	0	2
<b>TOTAL</b>	<b>3</b>	<b>100</b>	<b>16</b>	<b>25</b>	<b>41</b>	<b>19-47</b>

**GOALTENDERS**

	GP	MP	GA	SO	SAVES	AVG	W-L-T	PCT.
Herron (P)	2	120	9	0	66	4.50	0-1-1	.880
Dion (P)	1	60	7	0	18	7.00	0-1-0	.720
<b>PITTSBURGH TOTAL</b>	<b>3</b>	<b>180</b>	<b>16</b>	<b>0</b>	<b>84</b>	<b>5.33</b>	<b>0-2-1</b>	<b>.840</b>
Mattsson (M)	1	60	0	1	40	0.00	1-0-0	1.000
Beaupre (M)	1	60	2	0	34	2.00	1-0-0	.944
Meloche (M)	1	60	6	0	27	6.00	0-0-1	.818
<b>MINNESOTA TOTAL</b>	<b>3</b>	<b>180</b>	<b>8</b>	<b>1</b>	<b>101</b>	<b>2.67</b>	<b>2-0-1</b>	<b>.927</b>

**POWER PLAY GOALS:** PITTSBURGH: 4 for 14 Boutette, Carlyle, Malone & Bullard

MINNESOTA: 4 for 14 Bellows 2, Payne & McCarthy

**SHORTHANDED GOAL:** MINNESOTA: 1 Hartsburg

**SCORING SUMMARIES**

**PITTSBURGH VS MONTREAL**

1982-83	GP	W	L	T	PTS	GF	GA	PPG	SHG	PEN	PIM
<b>PITTSBURGH</b>	3	1	2	0	2	11	15	5-10	0	20	46
<b>MONTREAL</b>	3	2	1	0	4	15	11	4-14	0	16	38

**AT PITTSBURGH (1-1-0)**

Jan. 2 PGH. 1 (Dion) at MTL. 5 (Sevigny)

Jan. 15 MTL. 8 (Sevigny) at PGH. 7 (Dion/Romano)

Mar. 30 MTL. 2 (Sevigny) at PGH. 3 (Dion)

Romano replaced Dion at 34:49 on January 15

(Montreal leads all-time series (60-14-10))

**AT MONTREAL (0-1-0)**

WG - Lafleur

WG - Tremblay

WG - Shedden

**GOALS & SHOTS BY PERIODS**

	1st	2nd	3rd	Total
<b>PITTSBURGH</b>	3-35	4-31	4-23	11-89
<b>MONTREAL</b>	5-37	6-37	4-35	15-109

**PITTSBURGH**

Player	GP	SOG	G	A	PTS	PIM
Gardner	3	13	3	2	5	0
Kehoe	3	11	2	2	4	0
Boutette	3	3	0	4	4	0
Bullard	3	8	2	1	3	4
Malone	3	5	1	1	2	4
Shedden	3	7	1	1	2	2
Carlyle	2	2	0	2	2	0
Meighan	3	6	0	2	2	2
McClelland	1	2	1	0	1	5
Chorney	3	6	1	0	1	4
Graham	2	2	0	1	1	0
Boyd	3	3	0	1	1	2
Hannan	3	3	0	1	1	0
Lee	3	4	0	1	1	0
Buskas	1	0	0	0	0	2
Gatzos	1	1	0	0	0	2
Rissling	1	1	0	0	0	2
Romano	1	0	0	0	0	0
Sutter	1	2	0	0	0	0
Feltrin	2	1	0	0	0	0
Hotham	2	1	0	0	0	0
St. Laurent	2	2	0	0	0	0
Baxter	3	3	0	0	0	13
Dion	3	0	0	0	0	0
Hakansson	3	3	0	0	0	4
<b>TOTAL</b>	<b>3</b>	<b>89</b>	<b>11</b>	<b>19</b>	<b>30</b>	<b>20-46</b>

**MONTREAL**

Player	GP	SOG	G	A	PTS	PIM
Shutt	3	11	3	1	4	0
Lafleur	2	7	2	2	4	0
Tremblay	3	8	2	2	4	0
Robinson	3	3	2	1	3	0
Wickenheiser	3	4	1	2	3	4
Picard	2	4	0	3	3	2
Walter	3	10	0	3	3	0
Napier	3	5	2	0	2	0
Mondou	2	8	0	2	2	0
Houle	2	5	1	0	1	0
Naslund	2	5	1	0	1	0
Gainey	3	7	1	0	1	0
Green	2	3	0	1	1	2
Acton	3	2	0	1	1	4
Carbonneau	3	5	0	1	1	7
Delorme	3	5	0	1	1	4
Ludwig	3	2	0	1	1	2
Nilan	3	3	0	1	1	9
Hunter	1	0	0	0	0	0
Root	2	1	0	0	0	0
Nattress	3	11	0	0	0	0
Sevigny	3	0	0	0	0	4
<b>TOTAL</b>	<b>3</b>	<b>109</b>	<b>15</b>	<b>22</b>	<b>37</b>	<b>16-38</b>

**GOALTENDERS**

	GP	MP	GA	SO	SAVES	AVG	W-L-T	PCT.
Dion (P)	3	145	9	0	78	3.72	1-1-0	.897
Romano (P)	1	35	6	0	16	22.50	0-1-0	.727
<b>PITTSBURGH TOTAL</b>	<b>3</b>	<b>180</b>	<b>15</b>	<b>0</b>	<b>94</b>	<b>5.00</b>	<b>1-2-0</b>	<b>.862</b>
Sevigny (M)	3	180	11	0	78	3.67	2-1-0	.876

**POWER PLAY GOALS:** PITTSBURGH: 5 for 10 Kehoe 2, Gardner 2 & Bullard

MONTREAL: 4 for 14 Tremblay 2, Lafleur & Robinson

SCORING SUMMARIES

PITTSBURGH VS NEW JERSEY

1982-83	GP	W	L	T	PTS	GF	GA	PPG	SHG	PEN	PIM
PITTSBURGH	7	1	3	3	5	23	26	8-32	0	60	179
NEW JERSEY	7	3	1	3	9	26	23	8-35	1	57	173

AT PITTSBURGH (1-2-1)

Oct. 5 PGH. 3 (Dion) at NJ 3 (Resch)  
 Oct. 16 NJ 6 (Resch) at PGH. 5 (Dion)  
 Nov. 4 PGH. 4 (Herron/Dion) at NJ 4 (Resch)  
 Jan. 19 NJ 1 (Resch) at PGH. 1 (Dion)  
 Jan. 31 PGH. 2 (Dion) at NJ 3 (Resch)  
 Feb. 26 NJ 4 (Resch) at PGH. 5 (Dion)  
 Apr. 3 NJ 5 (Low) at PGH. 3 (Dion)

AT NEW JERSEY (0-1-2)

WG - Marini  
 WG - MacMillan  
 WG - Bullard  
 WG - Gagne

(Pittsburgh leads all-time series (20-11-7))

GOALS & SHOTS BY PERIODS

	1st	2nd	3rd	Total
PITTSBURGH	5-73	8-62	10-73	23-208
NEW JERSEY	9-54	5-58	12-58	26-170

PITTSBURGH

Player	GP	SOG	G	A	PTS	PIM
Hotham	7	16	0	9	9	2
Gardner	7	24	4	4	8	0
Kehoe	6	16	5	1	6	4
Shedden	7	17	2	4	6	4
Boutette	7	11	3	2	5	23
Malone	7	11	1	4	5	6
Bullard	4	8	2	1	3	4
St. Laurent	6	11	2	1	3	2
Hrynewich	3	4	1	2	3	0
Carlyle	4	15	0	3	3	4
Gatzos	4	5	2	0	2	14
Chorney	5	5	0	2	2	6
Boyd	6	8	0	2	2	15
Dion	6	0	0	2	2	4
Hannan	5	3	1	0	1	7
MacLesh	2	3	0	1	1	2
Price	3	1	0	1	1	11
Hakansson	5	1	0	1	1	2
Hamilton	1	2	0	0	0	0
Schutt	1	2	0	0	0	0
Buskas	2	1	0	0	0	19
Ferguson	2	1	0	0	0	0
Herron	2	0	0	0	0	0
Lecuyer	2	0	0	0	0	0
Turnbull	2	2	0	0	0	2
Wolt	2	0	0	0	0	22
Feltrin	3	6	0	0	0	2
Meighan	3	3	0	0	0	0
Lee	4	2	0	0	0	0
McClelland	4	10	0	0	0	2
Rissing	5	6	0	0	0	7
Baxter	6	14	0	0	0	13
Bench						2
<b>TOTAL</b>	<b>7</b>	<b>208</b>	<b>23</b>	<b>40</b>	<b>63</b>	<b>60-179</b>

NEW JERSEY

Player	GP	SOG	G	A	PTS	PIM
Levo	6	21	2	7	9	4
Broten	7	15	2	6	8	2
Lever	7	11	2	6	8	4
MacMillan	6	11	3	4	7	0
Tambellini	7	15	4	1	5	0
Marini	7	8	2	3	5	2
Merkosky	2	3	1	3	4	2
Gagne	6	7	2	1	3	0
Larmer	5	5	1	2	3	4
Cameron	5	3	2	0	2	17
Meagher	2	3	1	1	2	5
Ashton	5	8	1	1	2	0
Ludwig	4	8	0	2	2	4
Vadnais	4	3	0	2	2	9
Malinowski	1	1	1	0	1	0
Brumwell	4	6	1	0	1	4
Kitchen	6	3	1	0	1	4
Hutchison	4	4	0	1	1	6
Vautour	5	4	0	1	1	35
Lorimer	6	6	0	1	1	2
Resch	6	0	0	1	1	0
Quenneville	7	6	0	1	1	8
Wensink	7	3	0	1	1	36
Cirella	1	1	0	0	0	0
Low	1	0	0	0	0	2
Pierce	1	0	0	0	0	0
Porvari	1	1	0	0	0	2
Verbeek	1	2	0	0	0	0
Howatt	2	2	0	0	0	17
Antonovich	3	2	0	0	0	0
Palmer	4	8	0	0	0	4
<b>TOTAL</b>	<b>7</b>	<b>170</b>	<b>26</b>	<b>45</b>	<b>71</b>	<b>57-173</b>

GOALTENDERS	GP	MP	GA	SO	SAVES	AVG	W-L-T	PCT.
Dion (P)	6	340	22 (1)	0	123	3.88	1-3-2	.848
Herron (P)	2	80	3	0	21	2.25	0-0-1	.875
<b>PITTSBURGH TOTAL</b>	<b>7</b>	<b>420</b>	<b>26</b>	<b>0</b>	<b>144</b>	<b>3.71</b>	<b>1-3-3</b>	<b>.847</b>
Low (NJ)	1	60	3	0	33	3.00	1-0-0	.917
Resch (NJ)	6	360	20	0	152	3.33	2-1-3	.884
<b>NEW JERSEY TOTAL</b>	<b>7</b>	<b>420</b>	<b>23</b>	<b>0</b>	<b>185</b>	<b>3.29</b>	<b>3-1-3</b>	<b>.889</b>

POWER PLAY GOALS: PITTSBURGH: 8 for 32 Kehoe 3, Gardner 2, Boutette, Gatzos & Hannan  
 NEW JERSEY: 8 for 35 Tambellini 2, Broten, Meagher, Merkosky, Levo, Lever & MacMillan  
 SHORTHANDED GOAL: NEW JERSEY: 1 Kitchen

SCORING SUMMARIES

PITTSBURGH VS NY ISLANDERS

1982-83	GP	W	L	T	PTS	GF	GA	PPG	SHG	PEN	PIM
PITTSBURGH	7	2	5	0	4	13	29	3-36	0	73	235
NY ISLANDERS	7	5	2	0	10	29	13	11-38	4	71	218

AT PITTSBURGH (1-2-0)

Oct. 14 PGH. 0 (Herron) at NYI 9 (Smith)  
 Nov. 2 PGH. 3 (Dion) at NYI 1 (Melanson)  
 Jan. 1 NYI 1 (Melanson) at PGH. 2 (Dion)  
 Feb. 17 PGH. 1 (Herron) at NYI 4 (Smith)  
 Mar. 10 NYI 4 (Smith) at PGH. 3 (Dion)  
 Mar. 27 NYI 4 (Melanson) at PGH. 1 (Dion)  
 Apr. 2 PGH. 3 (Dion) at NYI 6 (Melanson)

AT NY ISLANDERS (1-3-0)

WG - Goring  
 WG - Boutette  
 WG - Bullard  
 WG - Bourne  
 WG - Tonelli  
 WG - B. Sutter  
 WG - Bossy

(Islanders lead all-time series (22-19-12))

GOALS & SHOTS BY PERIODS

	1st	2nd	3rd	Total
PITTSBURGH	3-67	8-68	2-76	13-211
NY ISLANDERS	8-75	12-84	9-98	29-257

PITTSBURGH

Player	GP	SOG	G	A	PTS	PIM
Kehoe	7	16	2	4	6	0
Carlyle	5	15	1	4	5	31
Gardner	7	18	1	3	4	0
St. Laurent	5	9	2	1	3	4
Hotham	6	6	1	2	3	13
Bullard	5	21	2	0	2	2
Boutette	7	12	1	1	2	6
Baxter	7	15	0	2	2	22
Lee	5	10	1	0	1	2
Hannan	6	6	1	0	1	8
Boyd	7	10	1	0	1	16
Hamilton	1	5	0	1	1	0
Hakansson	5	5	0	1	1	2
Ferguson	1	0	0	0	0	2
Graham	1	0	0	0	0	0
Graham	1	1	0	0	0	10
Schutt	1	3	0	0	0	0
R. Sutter	1	1	0	0	0	0
Buskas	2	0	0	0	0	2
Herron	2	0	0	0	0	0
Hrynewich	2	1	0	0	0	7
McClelland	2	7	0	0	0	12
Price	2	3	0	0	0	20
Feltrin	4	3	0	0	0	5
Gatzos	4	5	0	0	0	2
Rissing	4	2	0	0	0	22
Dion	5	0	0	0	0	2
Meighan	5	7	0	0	0	0
Chorney	6	1	0	0	0	22
Malone	7	13	0	0	0	6
Shedden	7	16	0	0	0	17
<b>TOTAL</b>	<b>7</b>	<b>211</b>	<b>13</b>	<b>19</b>	<b>32</b>	<b>73-235</b>

NY ISLANDERS

Player	GP	SOG	G	A	PTS	PIM
Potvin	6	17	0	11	11	6
Trottier	7	16	5	3	8	14
Bossy	6	23	5	3	8	2
Goring	6	12	4	3	7	0
Jonsson	7	9	2	4	6	8
Tonelli	7	25	2	4	6	6
Bourne	6	18	2	2	4	5
D. Sutter	6	9	2	2	4	48
B. Sutter	7	18	2	2	4	43
McEwen	5	18	1	3	4	0
Gillies	6	18	2	1	3	17
Carroll	7	8	1	2	3	0
Kallur	5	12	0	2	2	2
Merrick	6	5	0	2	2	6
Morrow	7	8	0	2	2	8
Persson	7	12	0	2	2	23
Gilbert	4	4	1	0	1	0
Boutlier	1	0	0	0	0	0
Lane	2	2	0	0	0	4
Smith	3	0	0	0	0	2
Hallin	4	4	0	0	0	4
Melanson	4	0	0	0	0	0
Nystrom	6	12	0	0	0	13
Langevin	7	7	0	0	0	7
<b>TOTAL</b>	<b>7</b>	<b>257</b>	<b>29</b>	<b>48</b>	<b>77</b>	<b>71-218</b>

GOALTENDERS	GP	MP	GA	SO	SAVES	AVG	W-L-T	PCT.
Dion (P)	5	300	14 (2)	0	149	2.80	2-3-0	.914
Herron (P)	2	120	13	0	79	6.50	0-2-0	.859
<b>PITTSBURGH TOTAL</b>	<b>7</b>	<b>420</b>	<b>29</b>	<b>0</b>	<b>228</b>	<b>4.14</b>	<b>2-5-0</b>	<b>.887</b>
Smith (NYI)	3	180	4	1	96	1.33	3-0-0	.960
Melanson (NYI)	4	240	9	0	102	2.25	2-2-0	.919
<b>NEW YORK TOTAL</b>	<b>7</b>	<b>420</b>	<b>13</b>	<b>1</b>	<b>198</b>	<b>1.86</b>	<b>5-2-0</b>	<b>.938</b>

POWER PLAY GOALS: PITTSBURGH: 3 for 36 Kehoe 2 & Gardner  
 NEW YORK: 11 for 38 Bossy 5, Trottier 3, Goring, Bourne & B. Sutter  
 SHORTHANDED GOAL: NEW YORK: 4 Goring 3 & Carroll  
 HAT TRICK: NEW YORK: Butch Goring (Oct. 14) vs Denis Herron at New York  
 PENALTY SHOT: NEW YORK: Bob Bourne (Feb. 17) vs Denis Herron at New York - Missed

SCORING SUMMARIES

PITTSBURGH VS NY RANGERS

1982-83	GP	W	L	T	PTS	GF	GA	PPG	SHG	PEN	PIM
PITTSBURGH	7	1	5	1	3	19	34	9-33	0	61	179
NY RANGERS	7	5	1	1	11	34	19	12-38	0	57	168

AT PITTSBURGH (1-2-1)

Oct. 9 NYR 5 (Weeks) at PGH. 3 (Dion)  
 Oct. 31 PGH. 2 (Heron) at NYR 6 (Weeks)  
 Dec. 20 PGH. 3 (Dion) at NYR 6 (Weeks)  
 Dec. 26 NYR 3 (Weeks) at PGH. 4 (Dion)  
 Jan. 29 NYR 2 (Mio) at PGH. 1 (Dion)  
 Feb. 28 PGH. 3 (Dion) at NYR 9 (Hanlon)  
 Mar. 1 NYR 3 (Mio) at PGH. 3 (Herron)

AT NY RANGERS (0-3-0)

WG - Nilsson  
 WG - Beck  
 WG - Rogers  
 WG - Kehoe  
 WG - Pavelich  
 WG - Hedberg

(New York leads all-time series (45-25-11))

GOALS & SHOTS BY PERIODS

	1st	2nd	3rd	Total
PITTSBURGH	6-59	6-58	4-68	16-185
NEW YORK RANGERS	13-58	11-63	7-49	31-170

PITTSBURGH

Player	GP	SOG	G	A	PTS	PIM
Shedden	7	20	0	6	6	4
Carlyle	5	19	3	2	5	4
Kehoe	7	21	3	2	5	0
Gatzos	6	9	2	2	4	0
Boutette	7	15	2	2	4	8
Malone	7	10	2	2	4	4
Hannan	6	6	1	3	4	23
Gardner	6	15	2	1	3	2
Graham	2	3	1	1	2	7
Price	4	2	0	2	2	22
Baxter	7	18	0	2	2	20
Bullard	4	9	1	0	1	7
Lee	4	6	1	0	1	2
Rissling	4	5	1	0	1	29
MacLeish	1	0	0	1	1	0
Hotham	2	2	0	1	1	4
Meighan	4	6	0	1	1	2
Boyd	5	7	0	1	1	4
Hakansson	6	4	0	1	1	2
Ferguson	1	4	0	0	0	0
Lecuyer	1	1	0	0	0	0
Schutt	1	1	0	0	0	0
Turnbull	1	1	0	0	0	0
Wolf	1	0	0	0	0	0
Feltrin	2	7	0	0	0	0
Herron	2	0	0	0	0	0
Hryniewicz	3	1	0	0	0	7
McClelland	3	3	0	0	0	5
Buskas	4	2	0	0	0	4
Dion	5	0	0	0	0	0
Chorney	6	10	0	0	0	0
St. Laurent	7	8	0	0	0	13
Bench						6
<b>TOTAL</b>	<b>7</b>	<b>216</b>	<b>19</b>	<b>30</b>	<b>49</b>	<b>61-179</b>

NY RANGERS

Player	GP	SOG	G	A	PTS	PIM
Dn. Maloney	7	16	5	5	10	4
Pavelich	7	12	4	6	10	6
Rogers	7	18	3	6	9	4
McClanahan	7	11	5	3	8	0
Leinonen	7	14	2	5	7	5
Hedberg	7	11	1	5	6	0
Duguay	6	6	1	4	5	0
Allison	3	3	2	2	4	17
Johnstone	4	6	2	2	4	9
Beck	4	13	1	3	4	8
Dv. Maloney	7	13	0	4	4	10
Nilsson	1	3	1	2	3	0
Ruotsalainen	6	11	1	2	3	0
Dore	4	3	0	3	3	7
Kleinendorst	5	4	0	3	3	0
Fotiu	6	9	2	0	2	10
Nedomansky	3	8	1	1	2	0
Baker	5	8	1	0	1	26
Florek	5	5	1	0	1	8
Andersson	6	8	1	0	1	2
Silk	2	1	0	1	1	7
Weeks	4	0	0	1	1	0
Laird	7	5	0	1	1	27
Connor	1	0	0	0	0	0
Hanlon	1	0	0	0	0	0
Mio	2	0	0	0	0	2
Chartraw	3	1	0	0	0	7
Kontos	4	7	0	0	0	7
Bench						2
<b>TOTAL</b>	<b>7</b>	<b>196</b>	<b>34</b>	<b>59</b>	<b>93</b>	<b>57-168</b>

GOALTENDERS

	GP	MP	GA	SO	SAVES	AVG	W-L-T	PCT.
Herron (P)	2	120	9	0	46	4.50	0-1-1	.836
Dion (P)	5	300	25	0	116	5.00	1-4-0	.823
<b>PITTSBURGH TOTAL</b>	<b>7</b>	<b>420</b>	<b>34</b>	<b>0</b>	<b>162</b>	<b>4.86</b>	<b>1-5-1</b>	<b>.827</b>
Mio (NYR)	2	120	4	0	59	2.00	1-0-1	.937
Weeks (NYR)	4	240	12	0	104	3.00	3-1-0	.897
Hanlon (NYR)	1	60	3	0	34	3.00	1-0-0	.919
<b>NEW YORK TOTAL</b>	<b>7</b>	<b>420</b>	<b>19</b>	<b>0</b>	<b>197</b>	<b>2.71</b>	<b>5-1-1</b>	<b>.912</b>

POWER PLAY GOALS:

PITTSBURGH: 9 for 33 Carlyle 3, Kehoe 2, Graham, Malone, Gardner & Boutette

NEW YORK: 11 for 38 Dn. Maloney 3, Pavelich 2, Duguay, Beck, Ruotsalainen, Hedberg, Nedomansky, Rogers & Fotiu

SCORING SUMMARIES

PITTSBURGH VS PHILADELPHIA

1982-83	GP	W	L	T	PTS	GF	GA	PPG	SHG	PEN	PIM
PITTSBURGH	7	1	5	1	3	16	34	6-38	0	56	167
PHILADELPHIA	7	5	1	1	11	34	16	7-37	2	60	172

AT PITTSBURGH (1-1-1)

Oct. 23 PHIL. 2 (St. Croix) at PGH. 4 (Dion)  
 Oct. 28 PGH. 2 (Dion/Herron) at PHIL. 9 (Lindbergh)  
 Dec. 4 PHIL. 0 (Lindbergh) at PGH. 0 (Herron)  
 Dec. 12 PGH. 3 (Dion) at PHIL. 4 (Lindbergh)  
 Jan. 13 PGH. 1 (Romano) at PHIL. 3 (Froese)  
 Feb. 24 PGH. 3 (Dion) at PHIL. 6 (Froese)  
 Mar. 6 PHIL. 5 (Lindbergh) at PGH. 3 (Dion)

AT PHILADELPHIA (0-4-0)

WG - Lecuyer  
 WG - Allison  
 WG - McCrimmon  
 WG - Sittler  
 WG - Taylor  
 WG - Holmgren

(Philadelphia leads all-time series (52-24-16))

GOALS & SHOTS BY PERIODS

	1st	2nd	3rd	Total
PITTSBURGH	7-67	6-52	3-59	16-178
PHILADELPHIA	11-98	12-87	11-99	29-284

PITTSBURGH

Player	GP	SOG	G	A	PTS	PIM
Gardner	7	12	2	3	5	0
Baxter	6	18	3	1	4	9
Boutette	7	8	2	2	4	16
Shedden	7	9	1	3	4	4
Hotham	6	6	0	4	4	0
Kehoe	6	12	2	1	3	0
Lecuyer	2	3	1	2	3	0
Carlyle	5	12	1	2	3	4
Bullard	5	11	0	2	2	9
McClelland	5	7	0	2	2	15
Gatzos	2	4	1	0	1	2
Price	4	7	1	0	1	15
Chorney	6	6	1	0	1	6
Hannan	7	8	1	0	1	19
Hamilton	1	2	0	1	1	0
Jonah	2	0	0	1	1	0
Boyd	5	12	0	1	1	4
Ferguson	1	1	0	0	0	0
Graham	1	1	0	0	0	0
MacLeish	1	4	0	0	0	0
Romano	1	0	0	0	0	0
Turnbull	1	0	0	0	0	0
Feltrin	2	0	0	0	0	2
Herron	2	0	0	0	0	0
Rissling	2	0	0	0	0	22
Simpson	2	0	0	0	0	0
Buskas	3	2	0	0	0	2
Hryniewicz	3	3	0	0	0	2
Meighan	3	3	0	0	0	0
Dion	5	0	0	0	0	0
Hakansson	5	4	0	0	0	2
Lee	5	7	0	0	0	0
Malone	7	11	0	0	0	6
St. Laurent	7	5	0	0	0	26
Bench						2
<b>TOTAL</b>	<b>7</b>	<b>178</b>	<b>16</b>	<b>25</b>	<b>41</b>	<b>56-167</b>

PHILADELPHIA

Player	GP	SOG	G	A	PTS	PIM
Sinisalo	5	15	5	3	8	2
Barber	6	20	3	5	8	2
Howe	7	26	1	7	8	0
Clarke	7	18	3	4	7	4
Sittler	7	27	3	4	7	10
Propp	7	30	4	2	6	28
Flockhart	6	22	3	3	6	2
Taylor	4	3	1	4	5	2
Wilson	6	13	0	5	5	6
Holmgren	7	24	3	1	4	24
Carson	7	15	2	2	4	5
Evans	4	3	0	4	4	6
Dvorak	7	3	0	4	4	2
Athson	5	15	2	1	3	2
Kerr	2	6	2	0	2	0
McCrimmon	7	16	1	1	2	11
Michayluk	2	0	0	2	2	0
Gorence	4	4	1	0	1	0
Froese	2	0	0	1	1	0
Suttler	2	1	0	1	1	0
Hoffmeyer	3	4	0	1	1	11
Lindbergh	4	0	0	1	1	0
Cochrane	7	7	0	1	1	43
Paddock	1	0	0	0	0	2
St. Croix	1	0	0	0	0	0
Batthe	6	5	0	0	0	0
Marsh	6	6	0	0	0	8
Bench						2
<b>TOTAL</b>	<b>7</b>	<b>284</b>	<b>34</b>	<b>57</b>	<b>91</b>	<b>60-172</b>

GOALTENDERS

	GP	MP	GA	SO	SAVES	AVG	W-L-T	PCT.
Herron (P)	2	94	3	1	48	1.91	0-0-1	.941
Dion (P)	5	266	22 (1)	0	169	4.96	1-4-0	.885
Romano (P)	1	60	8	0	33	8.00	0-1-0	.805
<b>PITTSBURGH TOTAL</b>	<b>7</b>	<b>420</b>	<b>34</b>	<b>1</b>	<b>250</b>	<b>4.86</b>	<b>1-5-1</b>	<b>.880</b>
Lindbergh (PH)	4	240	8	1	98	2.00	3-0-1	.925
Froese (PH)	2	120	4	0	51	2.00	2-0-0	.910
St. Croix (PH)	1	60	4	0	13	4.00	0-1-0	.765
<b>PHILADELPHIA TOTAL</b>	<b>7</b>	<b>420</b>	<b>16</b>	<b>1</b>	<b>162</b>	<b>2.29</b>	<b>5-1-1</b>	<b>.910</b>

POWER PLAY GOALS:

PITTSBURGH: 6 for 38 Gardner 2, Baxter 2, Boutette & Gatzos  
 PHILADELPHIA: 7 for 37 Clarke 2, Sinisalo 2, Barber, Holmgren & Sittler

SHORTHANDED GOAL:

PHILADELPHIA: 2 Barber & Howe

SHUTOUT:

Dec. 4 (0-0) Pelle Lindbergh vs Denis Herron at Pittsburgh

**SCORING SUMMARIES**

**PITTSBURGH VS QUEBEC**

1982-83	GP	W	L	T	PTS	GF	GA	PPG	SHG	PEN	PIM
PITTSBURGH	3	0	3	0	0	11	22	6-22	0	26	64
QUEBEC	3	3	0	0	6	22	11	6-15	0	34	88

**AT PITTSBURGH (0-2-0)**

Oct. 21 PGH. 4 (Herron) at QUE. 8 (Garrett)  
 Dec. 11 QUE. 7 (Garrett) at PGH. 4 (Herron)  
 Jan. 22 QUE. 7 (Garrett) at PGH. 3 (Herron)

**AT QUEBEC (0-1-0)**

WG - Goulet  
 WG - P. Stastny  
 WG - Tardif

(Pittsburgh leads all-time series (7-6-1))

**GOALS & SHOTS BY PERIODS**

	1st	2nd	3rd	Total
PITTSBURGH	4-37	4-34	3-32	11-103
QUEBEC	8-32	8-30	6-28	22-90

**PITTSBURGH**

Player	GP	SOG	G	A	PTS	PIM
Malone	3	8	2	4	6	9
Shedden	3	9	2	2	4	2
Kehoe	3	13	2	1	3	0
Carlyle	3	12	0	3	3	0
Boutette	3	3	2	0	2	0
Lee	2	8	0	2	2	0
Hannan	3	3	0	2	2	11
Simpson	1	3	1	0	1	0
McClelland	3	4	1	0	1	0
St. Laurent	3	9	1	0	1	8
Rissling	1	0	0	1	1	0
Boyd	2	3	0	1	1	0
Baxter	3	5	0	1	1	9
Gardner	3	5	0	1	1	0
Hotham	3	6	0	1	1	0
Gatzos	1	0	0	0	0	4
Hakansson	1	1	0	0	0	2
Hryniewicz	1	0	0	0	0	7
Jonathan	1	0	0	0	0	0
Lecuyer	1	0	0	0	0	0
Meighan	1	1	0	0	0	0
Turnbull	1	1	0	0	0	0
Bullard	2	6	0	0	0	0
Buskas	2	0	0	0	0	0
Chorney	2	1	0	0	0	2
Price	2	2	0	0	0	8
Herron	3	0	0	0	0	2
<b>TOTAL</b>	<b>3</b>	<b>103</b>	<b>11</b>	<b>19</b>	<b>30</b>	<b>26-64</b>

**QUEBEC**

Player	GP	SOG	G	A	PTS	PIM
M. Stastny	3	16	6	4	10	7
A. Stastny	3	11	3	6	9	2
P. Stastny	3	11	3	6	9	2
Tardif	3	3	1	5	6	4
Goulet	3	6	2	3	5	2
Rochefort	3	5	1	3	4	10
Hunter	3	4	1	2	3	4
Cloutier	1	2	1	1	2	2
Tookey	1	1	1	1	2	4
Sleighter	2	2	1	1	2	2
David	1	1	1	0	1	0
Paiement	3	5	1	0	1	9
Lapointe	2	4	0	1	1	2
Marois	2	5	0	1	1	4
Wesley	2	0	0	1	1	2
Garrett	3	0	0	1	1	0
Hamel	1	0	0	0	0	0
McRae	1	0	0	0	0	4
Richard	2	3	0	0	0	0
Shaw	1	0	0	0	0	0
Weir	1	0	0	0	0	0
Dupont	2	1	0	0	0	9
Moller	2	2	0	0	0	0
Pichette	2	3	0	0	0	0
Aubry	3	1	0	0	0	5
Cote	3	4	0	0	0	14
<b>TOTAL</b>	<b>3</b>	<b>90</b>	<b>22</b>	<b>36</b>	<b>58</b>	<b>34-88</b>

**GOALTENDERS**

	GP	MP	GA	SO	SAVES	AVG	W-L-T	PCT.
Herron (P)	3	180	22	0	68	7.33	0-3-0	.756
Garrett (Q)	3	180	11	0	92	3.67	3-0-0	.893

**POWER PLAY GOALS:**

**PITTSBURGH:** 6 for 22 Boutette 2, Kehoe 2 & Shedden 2  
**QUEBEC:** 6 for 15 M. Stastny 3, A. Stastny 2 & David

**HAT TRICK:**

Marian Stastny (Oct. 21) at Quebec vs Denis Herron  
 Peter Stastny (Dec. 11) at Pittsburgh vs Denis Herron

**SCORING SUMMARIES**

**PITTSBURGH VS ST. LOUIS**

1982-83	GP	W	L	T	PTS	GF	GA	PPG	SHG	PEN	PIM
PITTSBURGH	3	0	3	0	0	11	16	3-13	0	25	87
ST. LOUIS	3	3	0	0	6	16	11	3-13	1	25	87

**AT PITTSBURGH (0-2-0)**

Oct. 20 STL 5 (Hanlon) at PGH. (Dion)  
 Nov. 27 PGH. 3 (Dion) at STL 5 (Luit)  
 Dec. 29 STL 6 (Luit) at PGH. 5 (Dion/Herron)

**AT ST. LOUIS (0-1-0)**

WG - Turnbull  
 WG - Carlson  
 WG - Dunlop

(St. Louis leads all-time series (41-30-12))

**GOALS & SHOTS BY PERIODS**

	1st	2nd	3rd	Total
PITTSBURGH	2-36	5-30	4-34	11-100
ST. LOUIS	3-35	6-32	7-22	16-89

**PITTSBURGH**

Player	GP	SOG	G	A	PTS	PIM
Kehoe	3	12	1	4	5	2
Carlyle	3	10	2	2	4	2
Baxter	3	7	2	1	3	4
St. Laurent	3	9	2	0	2	0
Lee	2	8	1	1	2	0
Shedden	3	6	1	1	2	0
Gardner	2	4	0	2	2	2
Hannan	3	4	0	2	2	4
Hotham	1	2	1	0	1	2
Boutette	3	8	1	0	1	24
Meighan	1	0	0	1	1	0
Bullard	2	6	0	1	1	0
Chorney	2	2	0	1	1	0
Jonathan	2	0	0	1	1	2
Malone	3	8	0	1	1	2
Boyd	1	1	0	0	0	0
Feltrin	1	0	0	0	0	0
Gatzos	1	3	0	0	0	2
Graham	1	2	0	0	0	0
Herron	1	0	0	0	0	0
Lecuyer	1	1	0	0	0	0
Simpson	1	0	0	0	0	0
i. Turnbull	1	2	0	0	0	2
McClelland	2	0	0	0	0	20
Buskas	2	0	0	0	0	9
Hakansson	2	1	0	0	0	0
Hryniewicz	2	1	0	0	0	10
Dion	3	0	0	0	0	0
Price	3	3	0	0	0	0
<b>TOTAL</b>	<b>3</b>	<b>100</b>	<b>11</b>	<b>18</b>	<b>29</b>	<b>25-87</b>

**ST. LOUIS**

Player	GP	SOG	G	A	PTS	PIM
Dunlop	3	2	1	6	7	0
Federko	3	13	2	4	6	0
Pettersson	3	13	4	1	5	0
Ramage	3	10	1	3	4	17
P. Turnbull	3	11	2	1	3	15
Mullen	2	3	1	2	3	2
Sutler	3	2	1	2	3	27
Crombeen	3	3	0	3	3	2
Babych	3	7	1	1	2	16
Carlson	2	1	1	0	1	2
Patey	2	2	1	0	1	0
Wilson	3	2	1	0	1	0
Nedomansky	1	3	0	1	1	0
Zuke	1	0	0	1	1	0
Bothwell	3	2	0	1	1	2
Brownschidle	3	4	0	1	1	0
Hanlon	1	0	0	0	0	0
Hart	1	0	0	0	0	0
Lemieux	1	1	0	0	0	0
Pavese	1	1	0	0	0	0
Kea	2	3	0	0	0	0
Klassen	2	0	0	0	0	0
Lapointe	2	2	0	0	0	4
Liut	2	0	0	0	0	0
Chapman	3	4	0	0	0	0

**GOALTENDERS**

	GP	MP	GA	SO	SAVES	AVG	W-L-T	PCT.
Dion (P)	3	140	10 (2)	0	63	4.29	0-2-0	.840
Herron (P)	1	40	4	0	10	6.00	0-1-0	.714
<b>PITTSBURGH TOTAL</b>	<b>3</b>	<b>180</b>	<b>16</b>	<b>0</b>	<b>73</b>	<b>5.33</b>	<b>0-3-0</b>	<b>.820</b>
Hanlon (STL)	1	60	3	0	33	3.00	1-0-0	.917
Liut (STL)	2	120	8	0	56	4.00	2-0-0	.875
<b>ST. LOUIS TOTAL</b>	<b>3</b>	<b>180</b>	<b>11</b>	<b>0</b>	<b>89</b>	<b>3.67</b>	<b>3-0-0</b>	<b>.890</b>

**POWER PLAY GOALS:**

**PITTSBURGH:** 3 for 13 Baxter, Shedden & Boutette  
**ST. LOUIS:** 3 for 13 Pettersson 2 & Federko

**SHORTHANDED GOAL:**

**ST. LOUIS:** 1 Pettersson

**SCORING SUMMARIES**

**PITTSBURGH VS TORONTO**

1982-83	GP	W	L	T	PTS	GF	GA	PPG	SHG	PEN	PIM
PITTSBURGH	3	1	2	0	2	8	15	2-13	0	26	88
TORONTO	3	2	1	0	4	15	8	5-14	1	25	86

**AT PITTSBURGH (1-0-0)**

Nov. 24 TOR. 3 (Larocque) at PGH. 4 (Herron)  
 Jan. 24 PGH. 2 (Dion) at TOR. 8 (Palmateer/St. Croix)  
 Feb. 21 TOR. 2 (Romano) at TOR. 4 (Palmateer)  
 St. Croix replaced Palmateer at 40:00 on January 24

**AT TORONTO (0-2-0)**

WG - Hakansson  
 WG - Vaive  
 WG - Ihnacak

(Toronto leads all-time series (33-29-14))

**GOALS & SHOTS BY PERIODS**

	1st	2nd	3rd	Total
PITTSBURGH	4-27	1-24	3-23	8-74
TORONTO	3-28	6-42	6-29	15-99

**PITTSBURGH**

Player	GP	SOG	G	A	PTS	PIM
Malone	3	3	2	3	5	2
Shedden	3	3	1	3	4	7
Bullard	3	5	0	3	3	2
Hakansson	3	4	2	0	2	2
Rissling	2	2	1	1	2	7
Gardner	2	2	1	0	1	0
Hannan	3	1	1	0	1	0
Boyd	2	6	0	1	1	6
Chorney	3	1	0	1	1	2
Lee	3	8	0	1	1	0
Carlyle	1	0	0	0	0	7
Dion	1	0	0	0	0	0
Gatzos	1	1	0	0	0	0
Hamilton	1	1	0	0	0	0
Herron	1	0	0	0	0	0
Hrynewich	1	1	0	0	0	0
Jonathan	1	0	0	0	0	0
Lundberg	1	0	0	0	0	2
Price	1	1	0	0	0	0
Romano	1	0	0	0	0	0
Baxter	2	4	0	0	0	24
Buskas	2	2	0	0	0	9
Feltrin	2	2	0	0	0	4
Hotham	2	1	0	0	0	0
Kehoe	2	4	0	0	0	0
McClelland	2	7	0	0	0	10
Meighan	2	2	0	0	0	0
Boutette	3	5	0	0	0	4
St. Laurent	3	8	0	0	0	0
<b>TOTAL</b>	<b>3</b>	<b>74</b>	<b>8</b>	<b>13</b>	<b>21</b>	<b>26-88</b>

**TORONTO**

Player	GP	SOG	G	A	PTS	PIM
Ihnacak	3	7	4	2	6	0
Vaive	3	11	3	2	5	0
Frycer	3	6	1	4	5	2
Anderson	3	10	2	1	3	0
Benning	3	7	0	3	3	2
Poddubny	3	13	0	3	3	22
Derlago	2	5	1	1	2	0
Farrish	2	4	1	1	2	4
Daoust	2	6	0	2	2	2
Nigro	2	3	0	2	2	5
Gavin	2	1	1	0	1	7
Martin	2	3	1	0	1	0
Terrion	3	1	1	0	1	4
Gingras	2	4	0	1	1	2
Melrose	2	1	0	1	1	2
Harris	3	2	0	1	1	0
Salming	3	2	0	1	1	4
Aubin	1	1	0	0	0	0
Boimistruck	1	2	0	0	0	0
Boisvert	1	4	0	0	0	0
Duris	1	3	0	0	0	0
Higgins	1	0	0	0	0	12
Kaszycki	1	1	0	0	0	2
Larocque	1	0	0	0	0	0
McGill	1	0	0	0	0	0
Nylund	1	0	0	0	0	0
St. Croix	1	0	0	0	0	0
Palmateer	2	0	0	0	0	2
Korn	3	2	0	0	0	12
<b>TOTAL</b>	<b>3</b>	<b>99</b>	<b>15</b>	<b>25</b>	<b>40</b>	<b>25-86</b>

**GOALTENDERS**

	GP	MP	GA	SO	SAVES	AVG	W-L-T	PCT.
Herron (P)	1	60	3	0	30	3.00	1-0-0	.909
Romano (P)	1	60	4	0	29	4.00	0-1-0	.879
Dion (P)	1	60	8	0	25	8.00	0-1-0	.758
<b>PITTSBURGH TOTAL</b>	<b>3</b>	<b>180</b>	<b>15</b>	<b>0</b>	<b>84</b>	<b>5.00</b>	<b>1-2-0</b>	<b>.848</b>
St. Croix (T)	1	20	0	0	9	0.00	0-0-0	1.000
Palmateer (T)	2	100	4	0	39	2.40	2-0-0	.907
Larocque (T)	1	60	4	0	18	4.00	0-1-0	.818
<b>TORONTO TOTAL</b>	<b>3</b>	<b>180</b>	<b>8</b>	<b>0</b>	<b>66</b>	<b>2.67</b>	<b>2-1-0</b>	<b>.892</b>

**POWER PLAY GOALS:**

**PITTSBURGH:** 2 for 13 Malone & Gardner  
**TORONTO:** 5 for 14 Ihnacak 2, Vaive, Derlago & Farrish

**SHORTHANDED GOAL:**

**TORONTO:** 1 Terrion

**SCORING SUMMARIES**

**PITTSBURGH VS VANCOUVER**

1982-83	GP	W	L	T	PTS	GF	GA	PPG	SHG	PEN	PIM
PITTSBURGH	3	1	2	0	2	10	17	4-19	0	28	76
VANCOUVER	3	2	1	0	4	17	10	8-15	0	31	74

**AT PITTSBURGH (1-1-0)**

Oct. 12 VAN. 4 (Brodeur) at PGH. 5 (Dion)  
 Feb. 9 VAN. 6 (Garrett) at PGH. 2 (Dion)  
 Mar. 22 PGH. 3 (Herron) at VAN. 7 (Brodeur/Garrett)  
 Garrett replaced Brodeur 7:54 on March 22

**AT VANCOUVER (0-1-0)**

WG - Boutette  
 WG - Halward  
 WG - Rota

(Pittsburgh leads all-time series (31-18-7))

**GOALS & SHOTS BY PERIODS**

	1st	2nd	3rd	Total
PITTSBURGH	1-25	5-41	4-32	10-98
VANCOUVER	6-43	4-29	7-35	17-107

**PITTSBURGH**

Player	GP	SOG	G	A	PTS	PIM
Boutette	3	8	3	2	5	4
Malone	3	8	2	2	4	2
Shedden	3	11	2	1	3	0
Carlyle	3	11	1	2	3	2
Kehoe	3	8	0	3	3	0
Gardner	2	8	1	1	2	0
Hakansson	2	4	0	2	2	0
St. Laurent	2	1	1	0	1	4
Hrynewich	1	1	0	1	1	7
Lecuyer	1	1	0	1	1	0
Price	1	3	0	1	1	2
Lee	2	1	0	1	1	0
Baxter	3	8	0	1	1	7
Hotham	3	6	0	1	1	4
Buskas	1	0	0	0	0	0
Dion	1	0	0	0	0	2
Feltrin	1	2	0	0	0	6
Ferguson	1	2	0	0	0	0
Graham	1	0	0	0	0	0
McClelland	1	0	0	0	0	2
Meighan	1	1	0	0	0	0
Schutt	1	0	0	0	0	0
Bullard	2	3	0	0	0	2
Hannan	2	2	0	0	0	5
Herron	2	0	0	0	0	10
Rissling	2	1	0	0	0	0
Boyd	3	1	0	0	0	6
Chorney	3	1	0	0	0	2
Gatzos	3	6	0	0	0	9
<b>TOTAL</b>	<b>3</b>	<b>98</b>	<b>10</b>	<b>19</b>	<b>29</b>	<b>28-76</b>

**VANCOUVER**

Player	GP	SOG	G	A	PTS	PIM
Rota	3	7	4	5	9	2
Smyl	3	13	3	3	6	0
Gradin	3	10	0	5	5	0
Halward	3	11	1	3	4	9
McCarthy	2	2	1	2	3	2
Hlinka	3	9	1	2	3	0
Sundstrom	3	8	2	0	2	2
McDonald	1	3	1	1	2	0
Lupul	2	4	1	1	2	0
Nilf	3	9	1	1	2	4
Butcher	1	2	0	2	2	2
Belland	1	1	1	0	1	0
Boldirev	1	1	1	0	1	0
Fraser	1	1	0	1	1	7
Lanz	2	4	0	1	1	0
Molin	2	5	0	1	1	2
Tanti	2	0	0	1	1	2
Bubla	3	4	0	1	1	0
Crawford	1	1	0	0	0	0
Lemay	1	0	0	0	0	0
Minor	1	0	0	0	0	2
Brodeur	2	0	0	0	0	0
Delorme	2	1	0	0	0	2
Garrett	2	0	0	0	0	0
Kirton	2	2	0	0	0	0
Lindgren	2	2	0	0	0	0
Snepsts	3	4	0	0	0	12
Williams	3	1	0	0	0	9
<b>TOTAL</b>	<b>3</b>	<b>107</b>	<b>17</b>	<b>30</b>	<b>47</b>	<b>31-74</b>

**GOALTENDERS**

	GP	MP	GA	SO	SAVES	AVG	W-L-T	PCT.
Dion (P)	1	60	4	0	30	4.00	1-0-0	.882
Herron (P)	2	120	13	0	60	6.50	0-2-0	.822
<b>PITTSBURGH TOTAL</b>	<b>3</b>	<b>180</b>	<b>17</b>	<b>0</b>	<b>90</b>	<b>5.67</b>	<b>1-2-0</b>	<b>.841</b>
Garrett (V)	2	112	5	0	57	2.68	2-0-0	.919
Brodeur (V)	2	68	5	0	31	4.41	0-1-0	.861
<b>VANCOUVER TOTAL</b>	<b>3</b>	<b>180</b>	<b>10</b>	<b>0</b>	<b>88</b>	<b>3.33</b>	<b>2-1-0</b>	<b>.898</b>

**POWER PLAY GOALS:**

**PITTSBURGH:** 4 for 19 Boutette 2, Gardner & Carlyle  
**VANCOUVER:** 8 for 15 Smyl 2, Rota, Boldirev, Halward, Lupul, Sundstrom & Hlinka

**HAT TRICK:**

Pat Boutette (Oct. 12) vs Richard Brodeur at Pittsburgh

**SCORING SUMMARIES**

**PITTSBURGH VS WASHINGTON**

1982-83	GP	W	L	T	PTS	GF	GA	PPG	SHG	PEN	PIM
PITTSBURGH	7	1	5	1	3	23	36	6-26	0	65	210
WASHINGTON	7	5	1	1	11	36	23	10-39	0	50	172

**AT PITTSBURGH (1-2-0)**

Oct. 27 WASH. 5 (Parro) at PGH. 7 (Dion)  
 Dec. 2 PGH. 4 (Dion) at WASH. 5 (Jensen)  
 Dec. 18 WASH. 3 (Jensen) at PGH. 1 (Dion)  
 Dec. 28 PGH. 3 (Herron) at WASH. 6 (Jensen)  
 Jan. 26 WASH. 6 (Riggin) at PGH. 2 (Herron/Dion)  
 Jan. 28 PGH. 2 (Dion) at WASH. 7 (Riggin)  
 Mar. 26 PGH. 4 (Dion) at WASH. 4 (Riggin)

**AT WASHINGTON (0-3-1)**

WG - Boutette  
 WG - Laughlin  
 WG - Duchesne  
 WG - Currie  
 WG - Gustafsson  
 WG - Gould

(Pittsburgh leads all-time series (26-22-7))

**GOALS & SHOTS BY PERIODS**

	1st	2nd	3rd	Total
PITTSBURGH	6-49	7-72	10-72	23-193
WASHINGTON	12-85	12-82	12-73	36-240

**PITTSBURGH**

Player	GP	SOG	G	A	PTS	PIM
Boutette	7	11	5	2	7	13
Kehoe	7	15	3	4	7	0
Bullard	6	12	4	1	5	4
Gardner	7	9	2	3	5	2
Shedden	7	17	2	3	5	2
Baxter	7	16	2	2	4	44
Hotham	2	4	0	4	4	0
Malone	7	10	0	4	4	8
Lee	6	11	2	1	3	2
MacLeish	1	0	0	3	3	0
Carlyle	4	9	0	3	3	14
Boyd	4	11	1	1	2	6
Hryniewicz	2	1	1	0	1	2
St. Laurent	6	8	1	0	1	13
Lecuyer	1	0	0	1	1	2
McClelland	2	5	0	1	1	2
Graham	4	4	0	1	1	0
Buskas	6	7	0	1	1	26
Hannan	7	10	0	1	1	27
Feltrin	1	1	0	0	0	2
Herron	2	0	0	0	0	0
Jonathan	2	0	0	0	0	0
Wolf	2	1	0	0	0	15
Rissling	3	4	0	0	0	0
Hakansson	4	7	0	0	0	2
Meighan	4	2	0	0	0	2
Price	4	7	0	0	0	10
Gatzos	5	6	0	0	0	2
Dion	6	0	0	0	0	0
Chorney	7	5	0	0	0	8
Bench						2
<b>TOTAL</b>	<b>7</b>	<b>193</b>	<b>23</b>	<b>36</b>	<b>59</b>	<b>65-210</b>

**WASHINGTON**

Player	GP	SOG	G	A	PTS	PIM
Maruk	7	21	3	9	12	2
Gartner	7	24	5	4	9	13
Haworth	7	19	5	3	8	7
Carpenter	7	24	3	5	8	26
Currie	6	6	3	4	7	0
Laughlin	7	17	3	4	7	10
Gustafsson	7	12	2	5	7	0
Duchesne	7	11	3	3	6	6
Gould	7	18	2	4	6	0
Jarvis	7	11	2	4	6	0
Theberge	7	16	2	4	6	2
Langway	7	10	0	6	6	6
Houston	6	11	3	1	4	17
Blomqvist	6	6	0	2	2	2
Engblom	6	5	0	2	2	0
Stevens	7	9	0	2	2	53
Novy	5	10	0	1	1	2
Holt	6	3	0	0	0	22
Parro	1	0	0	0	0	0
Valentine	1	1	0	0	0	0
Veitch	1	1	0	0	0	0
MacKinnon	2	1	0	0	0	0
Bulley	3	4	0	0	0	4
Jensen	3	0	0	0	0	0
Riggin	3	0	0	0	0	0
<b>TOTAL</b>	<b>7</b>	<b>240</b>	<b>36</b>	<b>63</b>	<b>99</b>	<b>50-172</b>

**GOALTENDERS**

GP	MP	GA	SO	SAVES	AVG	W-L-T	PCT.
Dion (P)	6	340	24 (1)	0	166	4.24	1-3-1 .874
Herron (P)	2	80	11	0	38	8.25	0-2-0 .776
<b>PITTSBURGH TOTAL</b>	<b>7</b>	<b>420</b>	<b>36</b>	<b>0</b>	<b>204</b>	<b>5.14</b>	<b>1-5-1 .850</b>
Riggin (W)	3	180	8	0	70	2.67	2-0-1 .897
Jensen (W)	3	180	8	0	76	2.67	3-0-0 .905
Parro (W)	1	60	6 (1)	0	24	6.00	0-1-0 .800
<b>WASHINGTON TOTAL</b>	<b>7</b>	<b>420</b>	<b>23</b>	<b>0</b>	<b>170</b>	<b>3.29</b>	<b>5-1-1 .881</b>

**POWER PLAY GOALS:**

**PITTSBURGH:** 6 for 26 Boutette 3, Gardner 2 & Kehoe  
**WASHINGTON:** 10 for 39 Gartner 2, Theberge 2, Carpenter 2, Maruk, Laughlin, Houston & Haworth

**HAT TRICK:**

**PITTSBURGH:** Pat Boutette (Oct. 27) vs Dave Parro at Pittsburgh

**SCORING SUMMARIES**

**PITTSBURGH VS WINNIPEG**

1982-83	GP	W	L	T	PTS	GF	GA	PPG	SHG	PEN	PIM
PITTSBURGH	3	1	2	0	2	13	14	1-7	0	25	53
WINNIPEG	3	2	1	0	4	14	13	4-18	0	16	51

**AT PITTSBURGH (1-0-0)**

Jan. 9 PGH. 3 (Dion) at WPG. 4 (Soetaert)  
 Feb. 4 PGH. 4 (Dion) at WPG. 6 (Soetaert)  
 Feb. 23 WPG. 4 (Hayward) at PGH. 6 (Dion)

**AT WINNIPEG (0-2-0)**

WG - Lukowich  
 WG - Lindstrom  
 WG - Gardner

(Pittsburgh leads all-time series (11-3-0))

**GOALS & SHOTS BY PERIODS**

	1st	2nd	3rd	Total
PITTSBURGH	3-36	5-37	5-24	13-97
WINNIPEG	4-31	5-40	5-27	14-98

**PITTSBURGH**

Player	GP	SOG	G	A	PTS	PIM
Bullard	3	6	2	4	6	4
Shedden	3	3	2	2	4	0
Hakansson	1	3	2	1	3	0
Rissling	2	3	2	1	3	2
Hannan	3	9	1	2	3	2
Gatzos	2	8	0	3	3	0
Gardner	2	4	2	0	2	2
Boutette	3	5	0	2	2	8
Feltrin	1	2	1	0	1	0
Lee	3	6	1	0	1	2
McClelland	1	1	0	1	1	0
Boyd	3	4	0	1	1	0
Carlyle	3	8	0	1	1	2
Hotham	3	4	0	1	1	4
Meighan	2	2	0	1	1	0
Malone	3	9	0	1	1	2
Buskas	1	2	0	0	0	5
Hamilton	1	2	0	0	0	2
Jonathan	1	0	0	0	0	0
Suttler	1	0	0	0	0	0
Baxter	2	3	0	0	0	4
Graham	2	3	0	0	0	0
Kehoe	2	3	0	0	0	0
Chorney	3	3	0	0	0	4
Dion	3	0	0	0	0	0
St. Laurent	3	4	0	0	0	6
Bench						2
<b>TOTAL</b>	<b>3</b>	<b>97</b>	<b>13</b>	<b>21</b>	<b>34</b>	<b>25-53</b>

**WINNIPEG**

Player	GP	SOG	G	A	PTS	PIM
Hawerchuk	3	15	3	3	6	0
Babych	3	8	0	5	5	2
Mullen	3	9	2	1	3	2
Dupont	3	7	1	2	3	0
Savard	3	4	1	2	3	2
Lindstrom	2	9	2	0	2	0
Lukowich	3	8	2	0	2	2
Steen	3	7	0	2	2	2
Campbell	2	2	1	0	1	0
MacLean	3	7	1	0	1	16
Small	3	4	1	0	1	0
Mantha	1	2	0	1	1	0
DeBlois	3	3	0	1	1	15
Eaves	3	1	0	1	1	0
Spring	3	2	0	1	1	4
Watters	3	2	0	1	1	2
Bulter	1	0	0	0	0	0
Hayward	1	0	0	0	0	0
Lundholm	1	1	0	0	0	0
Suttler	1	0	0	0	0	0
Arniel	2	5	0	0	0	0
Mann	2	0	0	0	0	0
Soetaert	2	0	0	0	0	0
Maxwell	3	2	0	0	0	4
<b>TOTAL</b>	<b>3</b>	<b>98</b>	<b>14</b>	<b>20</b>	<b>34</b>	<b>16-46</b>

**GOALTENDERS**

GP	MP	GA	SO	SAVES	AVG	W-L-T	PCT.
Dion (P)	3	180	13 (1)	0	84	4.33	1-2-0 .866
<b>PITTSBURGH TOTAL</b>	<b>3</b>	<b>180</b>	<b>14</b>	<b>0</b>	<b>84</b>	<b>4.33</b>	<b>1-2-0 .857</b>
Soetaert (W)	2	120	7	0	58	3.50	2-0-0 .892
Hayward (W)	1	60	6	0	26	6.00	0-1-0 .813
<b>WINNIPEG TOTAL</b>	<b>3</b>	<b>180</b>	<b>13</b>	<b>0</b>	<b>84</b>	<b>4.33</b>	<b>2-1-0 .866</b>

**POWER PLAY GOALS:**

**PITTSBURGH:** 1 for 7 Gardner  
**WINNIPEG:** 4 for 18 Lukowich, Dupont, Lindstrom & Mullen

**HAT TRICK:**

**WINNIPEG** Dale Hawerchuk (Feb. 4) vs Michel Dion at Winnipeg (2 & ENG)

## PITTSBURGH PLAYOFF CAREER SCORING

NAME	GP	G	A	PTS	PIM	PPG	SHG	GWG	OVT
1 Rick Kehoe	37	4	17	21	2	2	0	2	1
2 Jean Pronovost	29	9	9	18	12	2	1	1	0
3 George Ferguson	22	4	11	15	13	0	0	1	1
4 Rod Schutt	22	8	6	14	26	1	0	1	0
5 Randy Carlyle	22	6	8	14	41	0	1	0	0
6 Ron Schock	29	2	12	14	23	0	0	0	0
7 Ron Stackhouse	32	5	8	13	38	2	0	0	0
8 Gregg Sheppard	17	4	7	11	2	2	0	0	0
9 Pierre Larouche	15	2	9	11	2	0	0	1	0
10 Lowell MacDonald	15	6	4	10	8	2	0	2	0
11 Bob Kelly	15	6	3	9	23	1	0	0	0
12 Colin Campbell	19	2	7	9	51	0	1	1	0
13 Michel Briere	10	5	3	8	17	1	0	3	1
14 Mike Bullard	9	4	4	8	4	1	0	1	0
15 Syl Apps	19	4	4	8	23	2	0	1	0
16 Greg Malone	18	3	5	8	32	0	0	1	0
17 Peter Lee	19	0	8	8	4	0	0	0	0
18 Ken Schinkel	13	6	1	7	4	1	0	0	0
19 Vic Hadfield	10	5	2	7	8	0	1	0	0
20 Mark Johnson	10	4	3	7	6	2	0	1	0
21 Paul Gardner	10	2	5	7	10	1	0	0	0
22 Dean Prentice	12	2	5	7	9	1	0	0	0
23 Gary McAdam	12	3	3	6	9	0	0	0	0
24 Chuck Arnason	9	2	4	6	4	1	0	0	0
25 Orest Kindrachuk	7	4	1	5	7	0	0	1	0
26 Ross Lonsberry	17	2	3	5	13	0	0	1	0
27 Tom Bladon	8	0	5	5	2	0	0	0	0
28 Pat Boutette	5	3	1	4	8	2	0	0	0
29 Nick Harbaruk	14	3	1	4	20	0	0	1	0
30 Mario Faubert	10	2	2	4	6	2	0	0	0
31 Duane Rupp	10	2	2	4	8	0	0	0	0
32 Dave Burrows	20	1	3	4	16	0	0	1	0
33 Keith McCreary	11	0	4	4	6	0	0	0	0
34 Bob Leiter	4	3	0	3	0	1	0	0	0
35 Jim Hamilton	6	3	0	3	0	1	0	0	0
36 Andre St. Laurent	5	2	1	3	8	0	0	0	0
37 Blair Chapman	10	2	1	3	9	0	0	0	0
38 Wally Boyer	10	1	2	3	0	0	0	1	0
39 Dunc McCallum	10	1	2	3	12	0	0	0	0
40 Bob Woytowich	10	1	2	3	2	0	0	0	0
41 Greg Hotham	5	0	3	3	6	0	0	0	0
42 Jim Morrison	8	0	3	3	10	0	0	0	0
43 Russ Anderson	10	0	3	3	28	0	0	0	0
44 Bryan Hextall	14	0	3	3	43	0	0	0	0
45 Stan Gilbertson	3	1	1	2	2	0	0	0	0
46 Nick Libett	5	1	1	2	0	1	0	0	0
47 Pat Price	10	1	1	2	49	0	0	0	0
48 Rick MacLeish	5	1	1	2	0	0	0	0	0
49 Kevin McClelland	5	1	1	2	5	0	0	0	0
50 Bob Stewart	5	1	1	2	2	0	0	0	0
51 Darryl Edestrand	4	0	2	2	0	0	0	0	0
52 Greg Polis	4	0	2	2	0	0	0	0	0
53 Glen Sather	10	0	2	2	17	0	0	0	0
54 Val Fonteyne	14	0	2	2	2	0	0	0	0
55 Pete LaFramboise	9	1	0	1	0	0	0	0	0
56 Pete Mahovlich	2	0	1	1	0	0	0	0	0

57 Don Awrey	3	0	1	1	6	0	0	0	0
58 Wayne Bianchin	3	0	1	1	6	0	0	0	0
59 Jacques Cossette	3	0	1	1	4	0	0	0	0
60 Ed Van Impe	3	0	1	1	2	0	0	0	0
61 Tim Horton	4	0	1	1	2	0	0	0	0
62 Al McDonough	4	0	1	1	0	0	0	0	0
63 Eddie Shack	4	0	1	1	15	0	0	0	0
64 Gary Rissling	5	0	1	1	4	0	0	0	0
65 Paul Baxter	10	0	1	1	48	0	0	0	0
66 Barry Wilkins	6	0	1	1	4	0	0	0	0
67 Marc Chorney	7	0	1	1	2	0	0	0	0
68 Bob Paradise	7	0	1	1	17	0	0	0	0
69 Bob McManama	8	0	1	1	6	0	0	0	0
70 Dennis Owchar	8	0	1	1	6	0	0	0	0
71 Tracy Pratt	10	0	1	1	51	0	0	0	0
72 Paul Marshall	1	0	0	0	0	0	0	0	0
73 Steve Gatzos	1	0	0	0	0	0	0	0	0
74 Mike Corrigan	2	0	0	0	0	0	0	0	0
75 Bob Simpson	2	0	0	0	0	0	0	0	0
76 Lex Hudson	2	0	0	0	0	0	0	0	0
77 Larry Bignell	3	0	0	0	2	0	0	0	0
78 Randy Boyd	3	0	0	0	11	0	0	0	0
79 Kim Clackson	3	0	0	0	37	0	0	0	0
80 Al Smith	3	0	0	0	0	0	0	0	0
81 Simon Nolet	3	0	0	0	0	0	0	0	0
82 Michel Plasse	3	0	0	0	0	0	0	0	0
83 Steve Cardwell	4	0	0	0	2	0	0	0	0
84 Kim Davis	4	0	0	0	0	0	0	0	0
85 Pat Graham	4	0	0	0	0	0	0	0	0
86 Jim Rutherford	4	0	0	0	0	0	0	0	0
87 Dale Tallon	4	0	0	0	4	0	0	0	0
88 Michel Dion	5	0	0	0	0	0	0	0	0
89 Pat Hughes	5	0	0	0	21	0	0	0	0
90 Les Binkley	7	0	0	0	0	0	0	0	0
91 Bob Blackburn	7	0	0	0	4	0	0	0	0
92 Gary Inness	9	0	0	0	2	0	0	0	0
93 Denis Herron	10	0	0	0	5	0	0	0	0
94 Greg Millen	10	0	0	0	0	0	0	0	0
95 Lew Morrison	13	0	0	0	0	0	0	0	0
96 Bryan Watson	14	0	0	0	38	0	0	0	0
<b>Bench</b>					8				
<b>TOTAL</b>	<b>51</b>	<b>135</b>	<b>220</b>	<b>355</b>	<b>961</b>	<b>29</b>	<b>4</b>	<b>21</b>	<b>3</b>

## GOALTENDING

	GP	MP	GF	GA	ENG	SO	SAVES	AVG	W-L
Les Binkley	7	428	18	15	0	0	183	2.10	5-2
Gary Inness	9	540	27	24	3	0	271	2.67	5-4
Michel Plasse	3	180	3	8	0	1	85	2.67	1-2
Al Smith	3	180	5	10	0	0	79	3.33	1-2
Denis Herron	10	601	26	35	3	0	300	3.49	3-7
Jim Rutherford	4	240	8	14	0	0	131	3.50	0-4
Greg Millen	10	625	35	40	1	0	297	3.84	4-6
<b>Michel Dion</b>	<b>5</b>	<b>310</b>	<b>13</b>	<b>22</b>	<b>0</b>	<b>0</b>	<b>161</b>	<b>4.34</b>	<b>2-3</b>
<b>TOTAL</b>	<b>51</b>	<b>3104</b>	<b>135</b>	<b>168</b>	<b>7</b>	<b>1</b>	<b>1507</b>	<b>3.38</b>	<b>21-30</b>

### 1970 PLAYOFFS

DATE	CITY	RESULTS
Wed. Apr. 8	at Pittsburgh	Penguins 2, Oakland 1
Thu. Apr. 9	at Pittsburgh	Penguins 3, Oakland 1
Sat. Apr. 11	at Oakland	Penguins 5, Oakland 2
Sun. Apr. 12	at Oakland	Penguins 3, Oakland 2*
(Pittsburgh wins Quarter-Finals 4-0)		
Sun. Apr. 19	at St. Louis	St. Louis 3, Penguins 1
Tue. Apr. 21	at St. Louis	St. Louis 4, Penguins 1
Thu. Apr. 23	at Pittsburgh	Penguins 3, St. Louis 2
Sun. Apr. 26	at Pittsburgh	Penguins 2, St. Louis 1
Tue. Apr. 28	at St. Louis	St. Louis 5, Penguins 0
Thu. Apr. 30	at Pittsburgh	St. Louis 4, Penguins 3
(St. Louis wins Semi-Finals 4-2)		

### 1972 PLAYOFFS

Wed. Apr. 5	at Chicago	Chicago 3, Penguins 1
Thu. Apr. 6	at Chicago	Chicago 3, Penguins 2
Sat. Apr. 9	at Pittsburgh	Chicago 2, Penguins 0
Sun. Apr. 9	at Pittsburgh	Chicago 6, Penguins 5*
(Chicago wins Quarter-Finals 4-0)		

### 1975 PLAYOFFS

Tue. Apr. 5	at Pittsburgh	Penguins 4, St. Louis 3
Thu. Apr. 10	at St. Louis	Penguins 5, St. Louis 3
(Pittsburgh wins Preliminary Round 2-0)		
Sun. Apr. 13	at Pittsburgh	Penguins 5, NY Islanders 4
Tue. Apr. 15	at Pittsburgh	Penguins 3, NY Islanders 1
Thu. Apr. 17	at NY Islanders	Penguins 6, NY Islanders 4
Sun. Apr. 20	at NY Islanders	NY Islanders 3, Penguins 1
Tue. Apr. 22	at NY Islanders	NY Islanders 4, Penguins 2
Thu. Apr. 24	at Pittsburgh	NY Islanders 4, Penguins 1
Sat. Apr. 26	at Pittsburgh	NY Islanders 1, Penguins 0
(NY Islanders win Quarter-Finals 4-3)		

### 1976 PLAYOFFS

Tue. Apr. 6	at Toronto	Toronto 4, Penguins 1
Thu. Apr. 8	at Pittsburgh	Penguins 2, Toronto 0
Fri. Apr. 9	at Toronto	Toronto 4, Penguins 0
(Toronto wins Preliminary Round 2-1)		

### 1977 PLAYOFFS

Tue. Apr. 5	at Pittsburgh	Toronto 4, Penguins 2
Thu. Apr. 7	at Toronto	Penguins 6, Toronto 4
Sat. Apr. 9	at Pittsburgh	Toronto 5, Penguins 2
(Toronto wins Preliminary Round 2-1)		

### 1979 PLAYOFFS

Tue. Apr. 10	at Buffalo	Penguins 4, Buffalo 3
Thu. Apr. 12	at Pittsburgh	Buffalo 3, Penguins 1
Sat. Apr. 14	at Buffalo	Penguins 4, Buffalo 3*
(Pittsburgh wins Preliminary Round 2-1)		
Mon. Apr. 16	at Boston	Boston 6, Penguins 2
Wed. Apr. 18	at Boston	Boston 4, Penguins 3
Sat. Apr. 21	at Pittsburgh	Boston 2, Penguins 1
Sun. Apr. 22	at Pittsburgh	Boston 4, Penguins 1
(Boston wins Quarter-Finals 4-0)		

### 1980 PLAYOFFS

Tue. Apr. 8	at Boston	Penguins 4, Boston 2
Thu. Apr. 10	at Boston	Boston 4, Penguins 1
Sat. Apr. 12	at Pittsburgh	Penguins 4, Boston 1
Sun. Apr. 13	at Pittsburgh	Boston 8, Penguins 3
Mon. Apr. 14	at Boston	Boston 6, Penguins 2
(Boston wins Preliminary Round 3-2)		

### 1981 PLAYOFFS

Wed. Apr. 8	at St. Louis	St. Louis 4, Penguins 2
Thu. Apr. 9	at St. Louis	Penguins 6, St. Louis 4
Sat. Apr. 11	at Pittsburgh	St. Louis 5, Penguins 4
Sun. Apr. 12	at Pittsburgh	Penguins 6, St. Louis 3
Tue. Apr. 14	at St. Louis	St. Louis 4, Penguins 3**
(St. Louis wins Preliminary Round 3-2)		

### WINNING GOAL

Harbaruk	Binkley
Boyer	Binkley
Pronovost	Binkley
Briere	Binkley
Goyette	Hall
Keenan	Plante
Briere	Binkley
Briere	A. Smith
St. Marseille	Plante
Keenan	Hall

### WINNING GOALIE

Pappin	Esposito
Maki	Esposito
Bordeleau	G. Smith
Martin	Desjardins
Larouche	Inness
Campbell	Inness
Burrows	Inness
MacDonald	Inness
Apps	Inness
Gillies	Resch
Westfall	Resch
Howatt	Resch
Westfall	Resch
McDonald	Thomas
Mac Donald	Plasse
McKenney	Thomas
Williams	Thomas
Malone	Herron
McDonald	Palmateer
Kindrachuk	Herron
Richard	Sauve
Ferguson	Herron
Milbury	Cheevers
Miller	Cheevers
Middleton	Cheevers
Ratelle	Cheevers
Johnson	Millen
Marcotte	Cheevers
Lonsberry	Millen
McNab	Cheevers
Foster	Cheevers
Pettersson	Liut
Schutt	Millen
Federko	Liut
Bullard	Millen
Crombeen	Liut

### 1982 PLAYOFFS

Wed. Apr. 7	at NY Islanders	NY Islanders 8, Penguins 1	Gillies	Smith
Thu. Apr. 8	at NY Islanders	NY Islanders 4, Penguins 2	Gorina	Smith
Sat. Apr. 10	at Pittsburgh	Penguins 2, NY Islanders 2*	Kehoe	Dion
Sun. Apr. 11	at Pittsburgh	Penguins 5, NY Islanders 2	Kehoe	Dion
Tue. Apr. 13	at NY Islanders	NY Islanders 4, Penguins 3*	Tonelli	Smith
(NY Islanders win Preliminary Round 3-2)				

\* overtime  
\*\* double overtime

## PITTSBURGH PENGUIN PLAYOFF RECORDS SERIES

#### MOST GOALS, BOTH TEAMS:

- 2 - game series 15 (1975) Pittsburgh 9, St. Louis 6
- 3 - game series 23 (1977) Toronto 13, Pittsburgh 10
- 4 - game series 23 (1979) Boston 16, Pittsburgh 7
- 5 - game series 41 (1981) Pittsburgh 21, St. Louis 20
- 6 - game series 29 (1970) St. Louis 19, Pittsburgh 10
- 7 - game series 39 (1975) NY Islanders 21, Pittsburgh 18

#### MOST GOALS, PITTSBURGH:

- 2 - game series 9 (1975) vs St. Louis
- 3 - game series 10 (1977) vs Toronto
- 4 - game series 13 (1970) vs Oakland
- 5 - game series 21 (1981) vs St. Louis
- 6 - game series 10 (1970) vs St. Louis
- 7 - game series 18 (1975) vs NY Islanders

#### MOST GOALS, OPPONENTS:

- 2 - game series 6 (1975) vs St. Louis
- 3 - game series 13 (1977) vs Toronto
- 4 - game series 16 (1979) vs Boston
- 5 - game series 22 (1982) vs NY Islanders
- 6 - game series 19 (1970) vs St. Louis
- 7 - game series 21 (1975) vs NY Islanders

#### FEWEST GOALS, BOTH TEAMS:

- 2 - game series 15 (1975) Pittsburgh 9, St. Louis 6
- 3 - game series 11 (1976) Toronto 8, Pittsburgh 3
- 4 - game series 17 (1970) Pittsburgh 13, Oakland 4
- 5 - game series 35 (1982) NY Islanders 22, Pittsburgh 13
- 6 - game series 29 (1970) St. Louis 19, Pittsburgh 10
- 7 - game series 39 (1975) NY Islanders 21, Pittsburgh 18

#### FEWEST GOALS, PITTSBURGH:

- 2 - game series 9 (1975) vs St. Louis
- 3 - game series 3 (1976) vs Toronto
- 4 - game series 7 (1979) vs Boston
- 5 - game series 13 (1982) vs NY Islanders
- 6 - game series 10 (1970) vs St. Louis
- 7 - game series 18 (1975) vs NY Islanders

#### FEWEST GOALS, OPPONENTS:

- 2 - game series 6 (1975) vs St. Louis
- 3 - game series 8 (1976) vs Toronto
- 4 - game series 4 (1970) vs Oakland
- 5 - game series 20 (1981) vs St. Louis
- 6 - game series 19 (1970) vs Oakland
- 7 - game series 21 (1975) vs NY Islanders



## GAME

**MOST GOALS, BOTH TEAMS, HOME GAME:** 11 (April 9, 1972) Chicago 6, Pittsburgh 5 (Ovt.); 11 (April 13, 1980) Boston 8, Pittsburgh 3  
**MOST GOALS, BOTH TEAMS, AWAY GAME:** 10 (April 17, 1975) Pittsburgh 6, NY Islanders 4; 10 (April 7, 1977) Pittsburgh 6, Toronto 4; 10 (April 9, 1981) Pittsburgh 6, St. Louis 4  
**FEWEST GOALS, BOTH TEAMS, HOME GAME:** 1 (April 26, 1975) NY Islanders 1, Pittsburgh 0  
**FEWEST GOALS, BOTH TEAMS, AWAY GAME:** 4 (April 19, 1970) Pittsburgh 1 at St. Louis 3; 4 (April 5, 1972) Pittsburgh 1 at Chicago 3; 4 (April 20, 1975) Pittsburgh 1 at NY Islanders 3; 4 (April 9, 1976) Pittsburgh 0 at Toronto 4  
**MOST GOALS FOR, HOME GAME:** 6 (April 12, 1981) vs St. Louis  
**MOST GOALS FOR, AWAY GAME:** 6 (April 17, 1975) at NY Islanders; 6 (April 7, 1977) at Toronto; 6 (April 9, 1981) at St. Louis  
**MOST GOALS AGAINST, HOME GAME:** 8 (April 13, 1980) vs Boston  
**MOST GOALS AGAINST, AWAY GAME:** 8 (April 7, 1982) at NY Islanders  
**FEWEST GOALS FOR, HOME GAME:** 0 (April 8, 1972) vs Chicago; 0 (April 26, 1975) vs NY Islanders  
**FEWEST GOALS FOR, AWAY GAME:** 0 (April 28, 1970) at St. Louis; 0 (April 9, 1976) at Toronto  
**FEWEST GOALS AGAINST, HOME GAME:** 0 (April 8, 1976) vs Toronto  
**FEWEST GOALS AGAINST, AWAY GAME:** 2 (April 11, 1970) at Oakland & (April 12, 1970) at Oakland

## PLAYOFF RECORDS - PERIODS

**MOST GOALS, BOTH TEAMS, HOME PERIOD:** 5 (April 9, 1972) Chicago 4 at Pittsburgh 1; 5 (April 13, 1980) Boston 5 at Pittsburgh 0  
**MOST GOALS, BOTH TEAMS, AWAY PERIOD:** 6 (April 17, 1975) Pittsburgh 3 at NY Islanders 3  
**SCORELESS PERIODS:** 19 (April 13, 1982 last one)  
**MOST GOALS FOR, HOME PERIOD:** 4 (April 9, 1972) vs Chicago  
**MOST GOALS FOR, AWAY PERIOD:** 4 (April 9, 1981) at St. Louis  
**MOST GOALS AGAINST, HOME PERIOD:** 5 (April 13, 1980) vs Boston  
**MOST GOALS AGAINST, AWAY PERIOD:** 4 (April 8, 1982) at NY Islanders

## PENALTY RECORDS - SERIES

**MOST PENALTIES, BOTH TEAMS:** 110 (1981) Pittsburgh 55, St. Louis 55  
**FEWEST PENALTIES, BOTH TEAMS:** 24 (1975) St. Louis 15, Pittsburgh 9  
**MOST PENALTY MINUTES, BOTH TEAMS:** 306 (1970) Pittsburgh 162, St. Louis 144  
**FEWEST PENALTY MINUTES, BOTH TEAMS:** 61 (1976) Toronto 36, Pittsburgh 25  
**MOST PENALTIES, PITTSBURGH:** 55 (1981) vs St. Louis  
**MOST PENALTIES, OPPONENT:** 55 (1981) vs St. Louis  
**FEWEST PENALTIES, PITTSBURGH:** 9 (1975) vs St. Louis  
**FEWEST PENALTIES, OPPONENT:** 15 (1975) vs St. Louis; 15 (1976) vs Toronto  
**MOST PENALTY MINUTES, PITTSBURGH:** 162 (1970) vs St. Louis  
**MOST PENALTY MINUTES, OPPONENT:** 144 (1970) vs St. Louis  
**FEWEST PENALTY MINUTES, PITTSBURGH:** 18 (1975) vs St. Louis  
**FEWEST PENALTY MINUTES, OPPONENT:** 36 (1976) vs Toronto

## PENALTY RECORDS - GAME

**MOST PENALTIES, HOME GAME, BOTH TEAMS:** 28 (April 11, 1981) St. Louis 15, Pittsburgh 13  
**MOST PENALTIES, AWAY GAME, BOTH TEAMS:** 30 (April 19, 1970) Pittsburgh 18, St. Louis 12  
**FEWEST PENALTIES, HOME GAME, BOTH TEAMS:** 8 (April 26, 1970) St. Louis 4 at Pittsburgh 4; 8 (April 5, 1977) Toronto 5 at Pittsburgh 3  
**FEWEST PENALTIES, AWAY GAME, BOTH TEAMS:** 7 (April 17, 1975) Pittsburgh 5 at NY Islanders 3; 7 (April 9, 1976) Pittsburgh 3 at Toronto 4  
**MOST PENALTIES, PITTSBURGH:** 18 (April 19, 1970) at St. Louis  
**MOST PENALTIES, OPPONENT:** 15 (April 11, 1981) vs St. Louis  
**FEWEST PENALTIES, PITTSBURGH:** 3 (Three times - last time April 22, 1979 vs Boston)  
**FEWEST PENALTIES, OPPONENT:** 3 (Four times - last time April 21, 1979 vs Boston)

## PITTSBURGH PENGUIN PLAYOFF RECORDS ALL-TIME

**MOST GAMES PLAYED:** 37 - Rick Kehoe; 32 - Ron Stackhouse  
**MOST GOALS:** 9 - Jean Pronovost; 8 - Rod Schutt  
**MOST ASSISTS:** 17 - Rick Kehoe; 12 - Ron Schock  
**MOST POINTS:** 21 - Rick Kehoe; 18 - Jean Pronovost  
**MOST PENALTY MINUTES:** 51 - Tracy Pratt; 51 - Colin Campbell  
**MOST GAMES PLAYED, GOALIE:** 10 - Denis Herron; 9 - Gary Inness  
**MOST MINUTES PLAYED, GOALIE:** 601 - Denis Herron; 540 - Gary Inness

## ONE PLAYOFF YEAR

**MOST GOALS:** 5 - Michel Briere (1970); 5 - Bob Kelly (1975); 4 - Ken Schinkel (1970); 4 - Vic Hadfield (1975); 4 - Lowell MacDonald (1975); 4 - Orest Kindrachuk (1979); 4 - Randy Carlyle (1981)  
**MOST ASSISTS:** 6 - Ron Schock (1970); 6 - Ron Stackhouse (1975); 6 - George Ferguson (1981); 5 - Dean Prentice (1970); 5 - Pierre Larouche (1975); 5 - Rick Kehoe (1980); 5 - Randy Carlyle (1981); 5 - Paul Gardner (1982)  
**MOST POINTS:** 9 - Randy Carlyle (1981); 8 - Michel Briere (1970); 8 - Bob Kelly (1975); 8 - Ron Stackhouse (1975); 8 - George Ferguson (1980)  
**MOST PENALTY MINUTES:** 51 - Tracy Pratt (1970); 34 - Bryan Hextall (1970)  
**MOST GOALS, DEFENSEMAN:** 4 - Randy Carlyle (1981)  
**MOST ASSISTS, DEFENSEMAN:** 6 - Ron Stackhouse (1975)  
**MOST POINTS, DEFENSEMAN:** 9 - Randy Carlyle (1981)

## ONE PLAYOFF SERIES

**MOST GOALS:** 4 - Michel Briere (1970); 4 - Bob Kelly (1975); 4 - Lowell MacDonald (1975); 4 - Randy Carlyle (1981)  
**MOST ASSISTS:** 6 - George Ferguson (1981); 5 - Ron Schock (1970); 5 - Rick Kehoe (1980); 5 - Paul Gardner (1982)  
**MOST POINTS:** 9 - Randy Carlyle (1981); 8 - George Ferguson (1981); 7 - Rick Kehoe (1980)  
**MOST PENALTY MINUTES:** 43 - Tracy Pratt (1970)

## PITTSBURGH PENGUIN PLAYOFF RECORDS ONE PLAYOFF GAME

**MOST GOALS:** 3 - Ken Schinkel (April 11, 1970 at Oakland)  
**MOST ASSISTS:** 3 - Dean Prentice (April 22, 1970 at Oakland)  
     3 - George Ferguson (April 12, 1981 vs St. Louis)  
**MOST POINTS:** 3 - Ken Schinkel (April 11, 1970 at Oakland) (3g)  
     3 - Dean Prentice (April 11, 1970 at Oakland) (3a)  
     3 - Lowell MacDonald (April 15, 1975 vs NY Islanders) (2-1)  
     3 - Jean Pronovost (April 15, 1975 vs NY Islanders) (1-2)  
     3 - Ross Lonsberry (April 12, 1980 vs Boston) (2-1)  
     3 - George Ferguson (April 12, 1980 vs Boston) (3a)  
     3 - George Ferguson (April 9, 1981 at St. Louis) (1-2)  
     3 - Rod Schutt (April 9, 1981 at St. Louis) (1-2)  
     3 - Mike Bullard (April 12, 1981 vs St. Louis) (2-1)  
     3 - Randy Carlyle (April 12, 1981 vs St. Louis) (2-1)  
     3 - Andre St. Laurent (April 11, 1982 vs NY Islanders) (2-1)  
**MOST PENALTY MINUTES:** 32 - Tracy Pratt (April 19, 1970 at St. Louis)  
**MOST PENALTIES:** 8 - Kim Clackson (April 13, 1980 at Boston)

## ONE PLAYOFF PERIOD

**MOST GOALS:** 2 - Ken Schinkel (April 11, 1970 at Oakland)  
     2 - Ken Schinkel (April 9, 1972 vs Chicago)  
     2 - Chuck Arnason (April 8, 1975 vs St. Louis)  
**MOST ASSISTS:** 2 - several players  
**MOST POINTS:** 3 - George Ferguson (April 9, 1981 at St. Louis) (1-2)  
**MOST PENALTY MINUTES:** 26 - Kim Clackson (April 13, 1980 at Boston)  
**MOST PENALTIES:** 6 - Kim Clackson (April 13, 1980 at Boston)  
**LONGEST OVERTIME GAME:** 25:17 (April 14, 1981 at St. Louis)  
     (Goal by Mike Crombeen)  
**SHORTEST OVERTIME GAME:** 0:12 (April 9, 1972 vs Chicago)  
     (Goal by Pit Martin)  
**MOST WINS IN A ROW:** 5 - (April 8 to April 7, 1975) (2 vs St. Louis & 3 vs NY Islanders)  
**MOST LOSSES IN A ROW:** 5 - (April 30, 1970 to April 9, 1972) (1 vs St. Louis & 4 vs Chicago)  
**SHUTOUT WINS:** 2-0 (April 8, 1976 vs Toronto)  
**SHUTOUT LOSSES:** 5-0 (April 28, 1970 at St. Louis)  
     2-0 (April 8, 1972 vs Chicago)  
     1-0 (April 26, 1975 vs NY Islanders)  
     4-0 (April 9, 1976 at Toronto)

## 1983-84 NHL ALIGNMENT

The National Hockey League embarks upon its 66th regular season with a new look in terms of alignment and scheduling that will focus attention upon some great rivalries.

### PRINCE OF WALES CONFERENCE

PATRICK DIVISION	ADAMS DIVISION
<b>Pittsburgh Penguins</b>	Boston Bruins (2-1)
New Jersey Devils (3-4)	Buffalo Sabres (2-1)
New York Islanders (4-3)	Hartford Whalers (2-1)
New York Rangers (3-4)	Montreal Canadiens (1-2)
Philadelphia Flyers (4-3)	Quebec Nordiques (1-2)
Washington Capitals (4-3)	

### CLARENCE CAMPBELL CONFERENCE

NORRIS DIVISION	SMYTHE DIVISION
Chicago Black Hawks (1-2)	Calgary Flames (1-2)
Detroit Red Wings (1-2)	Edmonton Oilers (1-2)
Minnesota North Stars (2-1)	Los Angeles Kings (2-1)
St. Louis Blues (1-2)	Vancouver Canucks (1-2)
Toronto Maple Leafs (2-1)	Winnipeg Jets (2-1)

Numbers in parenthesis indicate number of games against each opponent by Pittsburgh for the 1983-84 season (home-away).

## UNBALANCED SCHEDULE

Each of the 21 teams will play an 80-game schedule with those teams in the Smythe, Norris and Adams Divisions having eight games (four home, four away) against each of their Divisional opponents, plus three games against each of the remaining 16 teams in the League. In the case of the three games against the remaining clubs, teams will play two home, one away or vice-versa, alternating the extra home game each year.

The six clubs in the Patrick Division—New Jersey, New York Islanders, New York Rangers, Philadelphia, Pittsburgh and Washington—will play each other seven times with three games against each of the remaining 15 teams. The home-ice differential will be alternated each season.

## STANLEY CUP PLAYOFFS

At the conclusion of the regular schedule, the top four finishers in each of the Divisions will qualify for the Stanley Cup playoffs.

The opening round features divisional playoffs that will have the first place club oppose the fourth-place team and second versus third in the best-of-five series. The winners of each series will advance to a best-of-seven Divisional Final series with the team gaining higher standing during the regular-season holding home-ice advantage.

The four divisional winners will meet in a best-of-seven Conference Championship. The Smythe Division victor will face the Norris Division champion in the Campbell Conference championship, while the Patrick Division victor will oppose the Adams Division winner for the Prince of Wales Conference title. The Conference winners will meet in a best-of-seven final series for the Stanley Cup.

## 1983 STANLEY CUP PLAYOFFS

### DIVISION SEMI-FINALS

#### ADAMS DIVISION

##### SERIES "A" (Boston won 3-1)

Tue. Apr. 5 Quebec 3 (Bouchard) at **Boston** 4 (Peeters)  
 Thu. Apr. 7 Quebec 2 (Bouchard) at **Boston** 4 (Peeters)  
 Sat. Apr. 9 Boston 1 (Peeters) at **Quebec** 2 (Bouchard)  
 Sun. Apr. 10 **Boston** 2 (Peeters) at Quebec 1 (Bouchard)

##### Winning Goal

Pederson (1:46/ovt)  
 O'Connell  
 Moller  
 Dufour

##### SERIES "B" (Buffalo won 3-0)

Wed. Apr. 6 **Buffalo** 1 (Sauve) at Montreal 0 (Wamsley)  
 Thu. Apr. 7 **Buffalo** 3 (Sauve) at Montreal 0 (Wamsley)  
 Sat. Apr. 9 Montreal 2 (Wamsley) at **Buffalo** 4 (Sauve)

Peterson  
 McCourt  
 McKegney

#### PATRICK DIVISION

##### SERIES "C" (NY Rangers won 3-0)

Tue. Apr. 5 **NY Rangers** 5 (Mio) at Philadelphia 3 (Lindbergh)  
 Thu. Apr. 7 **NY Rangers** 4 (Mio) at Philadelphia 3 (Lindbergh)  
 Sat. Apr. 9 Philadelphia 3 (Lindbergh) at **NY Rangers** 9 (Mio)

Backman  
 Ruotsalainen  
 McClanahan

##### SERIES "D" (NY Islanders won 3-1)

Wed. Apr. 6 Washington 2 (Riggin) at **NY Islanders** 5 (Smith)  
 Thu. Apr. 7 **Washington** 4 (Jensen) at NY Islanders 2 (Smith)  
 Sat. Apr. 9 **NY Islanders** 6 (Melanson) at Washington 2 (Jensen)  
 Sun. Apr. 10 **NY Islanders** 6 (Melanson) at Washington 3 (Jensen)

Tonelli  
 Gould  
 Trottier  
 Hallin

#### NORRIS DIVISION

##### SERIES "E" (Chicago won 3-1)

Wed. Apr. 6 **St. Louis** 4 (Liut) at Chicago 2 (Bannerman)  
 Thu. Apr. 7 St. Louis 2 (Liut) at **Chicago** 7 (Esposito)  
 Sat. Apr. 9 **Chicago** 2 (Bannerman) at St. Louis 1 (Liut)  
 Sun. Apr. 10 **Chicago** 5 (Bannerman) at St. Louis 3 (Liut)

Zuke  
 Lysiak  
 Savard  
 Larmer

##### SERIES "F" (Minnesota won 3-1)

Wed. Apr. 6 Toronto 4 (Palmateer) at **Minnesota** 5 (Beaupre)  
 Thu. Apr. 7 Toronto 4 (Palmateer) at **Minnesota** 5 (Beaupre)  
 Sat. Apr. 9 Minnesota 3 (Beaupre) at **Toronto** 6 (Palmateer)  
 Sun. Apr. 10 **Minnesota** 5 (Meloche) at Toronto 4 (Palmateer)

Smith (19:38/3rd)  
 Smith (5:05/ovt)  
 Poddubny  
 Ciccarelli (8:05/ovt)

#### SMYTHE DIVISION

##### SERIES "G" (Edmonton won 3-0)

Wed. Apr. 6 Winnipeg 3 (Hayward) at **Edmonton** 6 (Moog)  
 Thu. Apr. 7 Winnipeg 3 (Hayward) at **Edmonton** 4 (Moog)  
 Sat. Apr. 9 **Edmonton** 4 (Moog) at Winnipeg 3 (Hayward)

Gretzky  
 Messier (18:16/3rd)  
 Linseman (18:46/3rd)

##### SERIES "H" (Calgary won 3-1)

Wed. Apr. 6 Vancouver 3 (Brodeur) at **Calgary** 4 (Lemelin)  
 Thu. Apr. 7 Vancouver 3 (Brodeur) at **Calgary** 5 (Lemelin)  
 Sat. Apr. 9 Calgary 4 (Lemelin) at **Vancouver** 5 (Garrett)  
 Sun. Apr. 10 **Calgary** 4 (Lemelin) at Vancouver 3 (Brodeur)

Beers (12:27/ovt)  
 Jackson  
 Smyl (19:03/3rd)  
 Meredith (1:06/ovt)

## DIVISION FINALS

#### ADAMS DIVISION

##### SERIES "I" (Boston won 4-3)

Thu. Apr. 14 **Buffalo** 7 (Sauve) at Boston 4 (Peeters)  
 Fri. Apr. 15 Buffalo 3 (Sauve) at **Boston** 5 (Peeters)  
 Sun. Apr. 17 Boston 3 (Peeters) at **Buffalo** 4 (Sauve)  
 Mon. Apr. 18 **Boston** 6 (Peeters) at Buffalo 2 (Sauve)  
 Wed. Apr. 20 Buffalo 0 (Sauve) at **Boston** 9 (Peeters)  
 Fri. Apr. 22 Boston 2 (Peeters) at **Buffalo** 5 (Sauve)  
 Sun. Apr. 24 Buffalo 2 (Sauve) at **Boston** 3 (Peeters)

McKegney  
 Bourque  
 Ramsey (17:02/3rd)  
 Middleton  
 B. Crowder  
 Ruff  
 Park (1:52/ovt)

#### PATRICK DIVISION

##### SERIES "J" (NY Islanders won 4-2)

Thu. Apr. 14 NY Rangers 1 (Mio) at **NY Islanders** 4 (Smith)  
 Fri. Apr. 15 NY Rangers 0 (Hanlon) at **NY Islanders** 5 (Smith)  
 Sun. Apr. 17 NY Islanders 6 (Melanson) at **NY Rangers** 6 (Mio)  
 Mon. Apr. 18 NY Islanders 1 (Melanson) at **NY Rangers** 3 (Mio)  
 Wed. Apr. 20 NY Rangers 2 (Mio) at **NY Islanders** 7 (Smith)  
 Fri. Apr. 22 **NY Islanders** 5 (Smith) at NY Rangers 2 (Mio)

Potvin  
 Tonelli  
 Pavelich  
 Pavelich  
 Lane  
 Goring

#### NORRIS DIVISION

##### SERIES "K" (Chicago won 4-1)

Thu. Apr. 14 Minnesota 2 (Meloche) at **Chicago** 5 (Bannerman)  
 Fri. Apr. 15 Minnesota 4 (Beaupre) at **Chicago** 7 (Bannerman)  
 Sun. Apr. 17 Chicago 1 (Bannerman) at **Minnesota** 5 (Meloche)  
 Mon. Apr. 18 **Chicago** 4 (Esposito) at Minnesota 3 (Meloche)  
 Wed. Apr. 20 Minnesota 2 (Meloche) at **Chicago** 5 (Esposito)

Fraser  
 Lysiak  
 Ciccarelli  
 Preston (10:34/ovt)  
 Paterson

#### SMYTHE DIVISION

##### SERIES "L" (Edmonton won 4-1)

Thu. Apr. 14 Calgary 3 (Lemelin) at **Edmonton** 6 (Moog)  
 Fri. Apr. 15 Calgary 1 (Edwards) at **Edmonton** 5 (Moog)  
 Sun. Apr. 17 **Edmonton** 10 (Moog) at Calgary 2 (Lemelin)  
 Mon. Apr. 18 Edmonton 5 (Moog) at **Calgary** 6 (Edwards)  
 Wed. Apr. 20 Calgary 1 (Edwards) at **Edmonton** 9 (Moog)

Hughes  
 Gregg  
 Gretzky  
 Meredith  
 Messier

## CONFERENCE FINALS

#### PRINCE OF WALES CONFERENCE

##### SERIES "M" (NY Islanders won 4-2)

Tue. Apr. 26 **NY Islanders** 5 (Smith) at Boston 2 (Peeters)  
 Thu. Apr. 28 NY Islanders 1 (Smith) at **Boston** 4 (Peeters)  
 Sat. Apr. 30 Boston 3 (Peeters) at **NY Islanders** 7 (Smith)  
 Tue. May 3 Boston 3 (Peeters) at **NY Islanders** 8 (Smith)  
 Thu. May 5 NY Islanders 1 (Melanson) at **Boston** 5 (Peeters)  
 Sat. May 7 Boston 4 (Peeters) at **NY Islanders** 8 (Smith)

Bossy  
 Palmer  
 Bossy  
 Bossy  
 Pederson  
 Bossy

#### CLARENCE CAMPBELL CONFERENCE

##### SERIES "N" (Edmonton won 4-0)

Sun. Apr. 24 Chicago 4 (Esposito) at **Edmonton** 8 (Moog)  
 Tue. Apr. 26 Chicago 2 (Bannerman) at **Edmonton** 8 (Moog)  
 Sun. May 1 **Edmonton** 3 (Moog) at Chicago 2 (Esposito)  
 Tue. May 3 **Edmonton** 6 (Moog) at Chicago 3 (Bannerman)

Gretzky  
 Anderson  
 Anderson  
 Pouzar

## STANLEY CUP FINALS

##### SERIES "O" (NY Islanders won Stanley Cup 4-0)

Tue. May 10 **NY Islanders** 1 (Smith) at Edmonton 0 (Moog)  
 Thu. May 12 **NY Islanders** 6 (Smith) at Edmonton 3 (Moog)  
 Sun. May 14 Edmonton 1 (Moog) at **NY Islanders** 5 (Smith)  
 Tue. May 17 Edmonton 2 (Moog) at **NY Islanders** 4 (Smith)

D. Sutter  
 Bourne  
 Bourne  
 Bossy

### PLAYOFF SCORING LEADERS

NAME - TEAM	GP	G	A	PTS
Wayne Gretzky, Edmonton	16	12	26	38
Rick Middleton, Boston	17	11	22	33
Barry Pederson, Boston	17	14	18	32
Bob Bourne, NY Islanders	20	8	20	28
Mike Bossy, NY Islanders	19	17	9	26
Jari Kurri, Edmonton	16	8	15	23
Ray Bourque, Boston	17	8	15	23
Mark Messier, Edmonton	15	15	6	21
Brent Sutter, NY Islanders	20	10	11	21
Duane Sutter, NY Islanders	20	9	12	21
Glenn Anderson, Edmonton	16	10	10	20
Bryan Trottier, NY Islanders	17	8	12	20
Denis Potvin, NY Islanders	20	8	12	20

### LEADERS

GOALS		ASSISTS	
Mike Bossy, NY Islanders	17	Wayne Gretzky, Edmonton	26
Mark Messier, Edmonton	15	Rick Middleton, Boston	22
Barry Pederson, Boston	14	Bob Bourne, NY Islanders	20
POWER PLAY GOALS		SHORTHANDED GOALS	
Mike Bossy, NY Islanders	6	Wayne Gretzky, Edmonton	3
Four with	4	Three with	2
GAME WINNING GOALS		OVERTIME GOALS	
Mike Bossy, NY Islanders	5	Seven with	1
Wayne Gretzky, Edmonton	3		
SHOTS ON GOAL		HAT TRICKS	
Ray Bourque, Boston	79	Mike Bossy, NY Islanders	3
Mike Bossy, NY Islanders	78	Mark Messier, Edmonton	3
Wayne Gretzky, Edmonton	76	Wayne Gretzky, Edmonton	2

### GOALTENDING LEADERS

NAME - TEAM	GP	MP	GA	AVG
Billy Smith, NY Islanders	17	962	43	2.68
Andy Moog, Edmonton	16	949	43	3.03
Bob Sauve, Buffalo	10	545	28	3.08
Pete Peeters, Boston	17	1024	61	3.57
Murray Bannerman, Chicago	8	480	32	4.00
Ed Mio, NY Rangers	8	480	32	4.00

MINUTES PLAYED		SHUTOUTS	
Pete Peeters, Boston	1024	Billy Smith, NY Islanders	2
Billy Smith, NY Islanders	962	Bob Sauve, Buffalo	2
Andy Moog, Edmonton	949	Pete Peeters, Boston	1
WINS		LOSSES	
Billy Smith, NY Islanders	13	Pete Peeters, Boston	8
Andy Moog, Edmonton	11	Andy Moog, Edmonton	5

### GOALIE STREAKS VS PITTSBURGH

- LONGEST WINNING STREAK:** 9 games by Dan Bouchard, Atlanta  
(April 7, 1974 to November 3, 1978)  
8 games by Tony Esposito, Chicago  
(November 8, 1969 to February 7, 1971)
- LONGEST LOSING STREAK:** 7 games by Gilles Meloche,  
California & Cleveland (December 17, 1975 to April 9, 1978)
- LONGEST UNBEATEN STREAK:** 16 games by Michel Larocque,  
Montreal (13-0-3) (November 27, 1974 to December 8, 1978)  
15 games by Gerry Cheevers, Boston (10-0-5)  
(March 19, 1969 to January 29, 1978)
- LONGEST WINLESS STREAK:** 13 games by Phil Myre, Atlanta (0-8-5)  
(December 16, 1972 to February 25, 1976)
- LONGEST HOME WINNING STREAK:** 9 games by Michel Larocque,  
Montreal (December 7, 1974 to March 29, 1978)  
8 games by Ken Dryden, Montreal  
(November 27, 1971 to November 23, 1978)
- LONGEST HOME LOSING STREAK:** 4 games by Gilles Meloche,  
California & Cleveland  
(December 17, 1975 to April 9, 1978)
- LONGEST HOME UNBEATEN STREAK:** 13 games by Michael  
Larocque, Montreal (12-0-1)  
(December 7, 1974 to October 25, 1979)
- LONGEST HOME WINLESS STREAK:** 9 games by Gilles Meloche  
California & Cleveland (0-6-3)  
(December 6, 1972 to April 9, 1978)
- LONGEST AWAY WINNING STREAK:** 5 games by Ed Giacomin, NY  
Rangers (March 8, 1969 to February 27, 1971)
- LONGEST AWAY LOSING STREAK:** 8 games by Jim Rutherford,  
Detroit (October 18, 1975 to November 8, 1980)\*\*  
7 games by Ed Staniowski, St. Louis  
(March 14, 1976 to January 14, 1981)\*\*
- LONGEST AWAY UNBEATEN STREAK:** 7 games by Gerry Cheevers,  
Boston (4-0-3) (March 19, 1969 to October 29, 1977)
- LONGEST AWAY WINLESS STREAK:** 10 games by Doug Favell,  
Philadelphia (0-5-5) (January 6, 1968 to November 8, 1972)  
10 games by Phil Myre, Atlanta (0-5-5)  
(December 31, 1969 to October 24, 1976)

\*\* Streak still intact at start of 1983-84 season.

ACTIVE GOALTENDERS VS PITTSBURGH

NAME	GP	MP	GF	GA	ENG	SO	AVG	W	L	T
Baker, Steve	1	60	4	3	0	0	3.00	1	0	0
Bannerman, Murray	2	120	7	5	0	0	2.50	1	0	1
Baron, Marco	1	60	4	5	0	0	5.00	0	1	0
Beaupre, Don	1	60	3	2	0	0	2.00	1	0	0
Bouchard, Dan	24	1352	83	66	0	2	2.93	12	9	3
Brodeur, Richard	5	248	17	14	0	0	3.39	1	1	2
Bromley, Gary	9	449	44	32	1	0	4.28	5	2	1
Cloutier, Jacques	1	40	5	5	0	0	7.50	0	0	0
Craig, Jim	2	120	10	7	0	0	3.50	1	0	1
Davidson, John	10	560	28	26	1	0	2.78	5	3	1
Edwards, Don	17	1020	76	48	0	1	2.82	9	2	6
Esposito, Tony	47	2820	175	124	4	4	2.64	29	11	7
Froese, Bob	2	120	14	4	0	0	2.00	2	0	0
Fuhr, Grant	2	80	10	7	0	0	5.25	1	0	0
Garrett, John	11	632	62	48	0	0	4.56	7	3	1
Gilbert, Gilles	24	1322	89	82	0	1	3.72	10	7	5
Hanlon, Glen	8	480	35	31	1	0	3.88	3	5	0
Harrison, Paul	7	373	20	30	1	0	4.83	1	5	0
Hayward, Brian	1	60	4	6	0	0	6.00	0	1	0
Heinz, Rick	1	60	7	1	0	0	1.00	1	0	0
Herron, Denis	8	480	26	29	0	0	3.63	2	4	2
Jensen, Al	6	301	20	20	0	0	3.99	3	1	1
Keans, Doug	3	140	6	9	1	0	3.86	0	1	1
Larocque, Michel	26	1521	123	71	0	1	2.80	16	4	6
Laskoski, Gary	2	108	10	7	0	0	3.89	1	1	0
Lemelin, Rejean	4	240	22	13	0	0	3.25	3	0	1
Lessard, Mario	15	840	52	48	0	1	3.43	4	5	5
Liut, Mike	9	520	39	26	0	0	3.00	7	1	1
Lindbergh, Pelle	5	300	20	15	0	1	3.00	3	1	1
Low, Ron	26	1434	93	89	2	1	3.72	12	10	2
Lozinski, Larry	2	98	3	2	0	0	1.22	0	0	1
Mattsson, Markus	5	245	18	16	2	1	3.92	1	3	0
Melanson, Roland	7	420	27	17	0	0	2.43	4	3	0
Meloche, Gilles	34	2040	118	140	3	0	4.12	11	18	5
Micalet, Corrado	1	60	4	4	0	0	4.00	0	0	1
Middlebrook, Lindsay	2	67	4	5	0	0	4.48	0	1	0
Millen, Greg	4	239	11	18	1	0	4.52	0	3	1
Mio, Ed	12	696	48	39	0	0	3.36	6	2	3
Moffat, Mike	2	120	7	7	0	0	3.50	1	1	0
Moog, Andy	4	220	24	12	0	0	3.27	3	1	0
Myre, Phil	33	1878	99	107	0	0	3.42	9	13	8
Palmateer, Mike	14	716	56	38	0	1	3.18	8	4	0
Parro, Dave	8	479	36	37	2	0	4.63	2	5	1
Peeters, Pete	10	600	46	21	0	2	2.10	8	1	1
Plasse, Michel	13	728	41	48	3	0	3.96	4	8	0
Resch, Glenn	22	1258	71	67	0	1	3.20	8	6	8
Riggin, Pat	6	360	28	15	0	1	2.50	3	0	3
Rutherford, Jim	22	1270	68	89	0	0	4.20	7	15	0
St. Croix, Rick	6	320	22	15	0	0	2.81	3	1	1
Sauve, Bob	10	560	49	29	0	0	3.11	4	3	3
Sevigny, Richard	8	424	33	23	1	0	3.25	5	2	0
Smith, Billy	29	1664	98	83	2	1	2.99	11	8	8
Soetaert, Doug	14	741	37	45	0	0	3.64	5	6	1
Staniowski, Ed	11	659	34	49	0	0	4.46	3	8	0
Stefan, Greg	2	120	13	7	0	0	3.50	2	0	0
Tremblay, Vincent	3	140	15	10	0	0	4.29	2	0	0
Vachon, Rogie	64	3701	208	175	0	7	2.84	34	19	8
Veisor, Mike	7	321	18	19	0	0	3.55	1	3	1
Wamsley, Rick	1	60	4	2	0	0	2.00	1	0	0
Weeks, Steve	8	420	34	28	1	0	4.00	5	3	0

ALL TIME GOALTENDING VS PITTSBURGH

GAMES PLAYED

Rogie Vachon	64
<b>Tony Esposito</b>	<b>47</b>
Cesare Maniago	39
Bernie Parent	36
Gary Smith	34
<b>Gilles Meloche</b>	<b>34</b>
Phil Myre	33
Ed Giacomini	32
Doug Favell	29
<b>Billy Smith</b>	<b>29</b>

MINUTES PLAYED

Rogie Vachon	3701
<b>Tony Esposito</b>	<b>2820</b>
Cesare Maniago	2199
Bernie Parent	2160
<b>Gilles Meloche</b>	<b>2040</b>
Ed Giacomini	1900
Phil Myre	1878
Gary Smith	1861
Doug Favell	1673
<b>Billy Smith</b>	<b>1664</b>

GOALS AGAINST

Rogie Vachon	175
<b>Gilles Meloche</b>	<b>140</b>
<b>Tony Esposito</b>	<b>124</b>
Phil Myre	107
Gary Smith	105
Cesare Maniago	105
Jimmy Rutherford	89
<b>Ron Low</b>	<b>89</b>
<b>Billy Smith</b>	<b>83</b>
Gilles Gilbert	82

SHUTOUTS

Bernie Parent	10
Rogie Vachon	7
Ed Giacomini	7
Bruce Gamble	5
Cesare Maniago	5
<b>Tony Esposito</b>	<b>4</b>
Ernie Wakely	4
Gerry Cheevers	3
Gerry Desjardins	3
Five goalies with	2

WINS

Rogie Vachon	34
<b>Tony Esposito</b>	<b>29</b>
Bernie Parent	21
Ed Giacomini	20
Cesare Maniago	18
Michel Larocque	16
Gerry Cheevers	15
Ken Dryden	15
Eddie Johnston	13
<b>Dan Bouchard</b>	<b>12</b>
<b>Ron Low</b>	<b>12</b>

LOSSES

Rogie Vachon	19
Gary Smith	18
<b>Gilles Meloche</b>	<b>18</b>
Jimmy Rutherford	15
Doug Favell	13
Gerry Desjardins	13
Phil Myre	13
Cesare Maniago	12
<b>Tony Esposito</b>	<b>11</b>
<b>Ron Low</b>	<b>10</b>

## OPPONENT SHUTOUTS

NAME—TEAM	DATE	LOCATION	SCORE	SAVES
<b>1967-68</b>				
Doug Favell, Philadelphia	Oct. 17	Philadelphia	1-0	17
Gary Smith, California	Dec. 27	Pittsburgh	0-0	34
Bruce Gamble, Toronto	Jan. 13	Toronto	7-0	33
Ed Giacomini, NY Rangers	Mar. 17	NY Rangers	3-0	20
Cesare Maniago, Minnesota	Mar. 23	Minnesota	3-0	31
<b>1968-69</b>				
Bernie Parent, Philadelphia	Oct. 17	Philadelphia	3-0	20
Doug Favell, Philadelphia (2)	Nov. 9	Pittsburgh	3-0	37
Gerry Desjardins, Los Angeles	Jan. 18	Los Angeles	4-0	30
Bruce Gamble, Toronto (2)	Jan. 25	Pittsburgh	2-0	30
Glen Hall, St. Louis	Feb. 12	St. Louis	2-0	19
Lorne Worsley, Montreal	Feb. 16	Pittsburgh	4-0	36
Roy Edwards, Detroit	Feb. 20	Detroit	3-0	26
Ed Johnston, Boston	Mar. 2	Boston	4-0	19
<b>1969-70</b>				
Gerry Cheevers, Boston	Oct. 19	Boston	4-0	26
Gerry Desjardins, Los Angeles (2)	Oct. 22	Los Angeles	2-0	25
Ernie Wakely, St. Louis	Nov. 13	St. Louis	4-0	25
Jacques Plante, St. Louis	Nov. 19	Pittsburgh	4-0	18
Bruce Gamble, Toronto (3)	Dec. 6	Toronto	5-0	25
Bernie Parent, Philadelphia (2)	Dec. 21	Philadelphia	4-0	28
Tony Esposito, Chicago	Dec. 27	Pittsburgh	3-0	30
Ernie Wakely, St. Louis (2)	Jan. 3	St. Louis	6-0	26
Tony Esposito, Chicago (2)	Jan. 14	Chicago	5-0	28
Bruce Gamble, Toronto (4)	Jan. 17	Toronto	4-0	38
Terry Sawchuk, NY Rangers	Feb. 1	NY Rangers	6-0	29
Gerry Cheevers, Boston (2)	Feb. 14	Pittsburgh	3-0	35
Ed Giacomini, NY Rangers (2)	Mar. 8	NY Rangers	0-0	25
Ed Giacomini, NY Rangers (3)	Mar. 18	Pittsburgh	2-0	30
<b>1970-71</b>				
Bernie Parent, Philadelphia (3)	Oct. 17	Pittsburgh	0-0	30
Ernie Wakely, St. Louis (3)	Nov. 19	Pittsburgh	1-0	20
Cesare Maniago, Minnesota (2)	Dec. 12	Pittsburgh	1-0	35
Tony Esposito, Chicago (3)	Feb. 7	Chicago	1-0	28
Ed Giacomini, NY Rangers (4)	Feb. 20	Pittsburgh	2-0	37
Ed Giacomini, NY Rangers (5)	Feb. 27	Pittsburgh	4-0	26
Cesare Maniago, Minnesota (3)	Mar. 13	Pittsburgh	0-0	31
<b>1971-72</b>				
Cesare Maniago, Minnesota (4)	Oct. 28	Minnesota	2-0	35
Gary Smith, Chicago (2)	Jan. 8	Pittsburgh	4-0	24
Ernie Wakely, St. Louis (4)	Jan. 22	St. Louis	1-0	25
Bruce Gamble, Philadelphia (5)	Jan. 30	Philadelphia	4-0	33
Cesare Maniago, Minnesota (5)	Feb. 20	Minnesota	2-0	40
Bernie Parent, Toronto (4)	Feb. 23	Toronto	2-0	34
<b>1972-73</b>				
Roger Crozier, Buffalo	Nov. 12	Buffalo	1-0	18
Ron Low & Jacques Plante, Toronto	Dec. 29	Pittsburgh	4-0	42
Ed Giacomini, NY Rangers (6)	Jan. 7	NY Rangers	3-0	24

<b>1973-74</b>				
Bernie Parent, Philadelphia (5)	Oct. 27	Pittsburgh	6-0	23
Dunc Wilson, Toronto	Nov. 3	Toronto	6-0	33
Bernie Parent, Philadelphia (6)	Nov. 4	Philadelphia	7-0	29
Ed Giacomini, NY Rangers (7)	Nov. 18	NY Rangers	7-0	33
Doug Grant, Detroit	Dec. 15	Pittsburgh	2-0	36
Rogie Vachon, Los Angeles	Jan. 16	Pittsburgh	2-0	34
Rogie Vachon, Los Angeles (2)	Jan. 26	Pittsburgh	2-0	25
<b>1974-75</b>				
Rogie Vachon, Los Angeles (3)	Oct. 28	Los Angeles	2-0	23
Rogie Vachon, Los Angeles (4)	Nov. 23	Pittsburgh	0-0	32
Bernie Parent, Philadelphia (7)	Dec. 22	Pittsburgh	4-0	24
Bernie Parent, Philadelphia (8)	Mar. 13	Philadelphia	6-0	22
Rogie Vachon, Los Angeles (5)	Mar. 22	Los Angeles	4-0	31
Ken Dryden, Montreal	Apr. 2	Montreal	6-0	23
<b>1975-76</b>				
Rogie Vachon, Los Angeles (6)	Oct. 30	Los Angeles	4-0	21
Gerry Desjardins, Buffalo (3)	Jan. 11	Buffalo	6-0	28
<b>1976-77</b>				
Bernie Parent, Philadelphia (9)	Oct. 28	Philadelphia	3-0	21
Gerry Cheevers, Boston	Nov. 24	Pittsburgh	4-0	34
Wayne Thomas, Toronto	Jan. 11	Pittsburgh	2-0	30
Gary Edwards, Cleveland	Feb. 3	Cleveland	0-0	22
Rogie Vachon, Los Angeles (7)	Mar. 2	Pittsburgh	5-0	26
Wayne Stephenson, Philadelphia	Mar. 14	Philadelphia	4-0	22
Gilles Gilbert, Boston	Mar. 27	Boston	3-0	11
<b>1977-78</b>				
Bernie Parent, Philadelphia (10)	Oct. 20	Philadelphia	1-0	20
Dan Bouchard, Atlanta	Jan. 18	Atlanta	1-0	25
<b>1978-79</b>				
Dan Bouchard, Atlanta (2)	Nov. 3	Atlanta	2-0	25
Michel Larocque, Montreal	Feb. 22	Montreal	12-0	25
Mario Lessard, Los Angeles	Mar. 7	Pittsburgh	4-0	26
Mike Palmateer, Toronto	Mar. 11	Toronto	4-0	39
<b>1979-80</b>				
Tony Esposito, Chicago (4)	Dec. 19	Chicago	0-0	37
Pete Peeters, Philadelphia	Feb. 2	Pittsburgh	4-0	30
Don Edwards, Buffalo	Feb. 7	Buffalo	9-0	25
Michel Dion, Quebec	Feb. 24	Quebec	2-0	33
Glenn Resch, NY Islanders	Mar. 2	Pittsburgh	0-0	22
Bill McKenzie, Colorado	Mar. 28	Colorado	5-0	30
<b>1980-81</b>				
Pete Peeters, Philadelphia (2)	Jan. 21	Pittsburgh	5-0	33
<b>1981-82</b>				
Pat Riggan, Calgary	Jan. 16	Calgary	4-0	29
<b>1982-83</b>				
Billy Smith, NY Islanders	Oct. 14	NY Islanders	9-0	30
Pelle Lindbergh, Philadelphia	Dec. 4	Pittsburgh	0-0	24
Markus Mattsson, Minnesota	Jan. 12	Pittsburgh	7-0	40

PITTSBURGH SHUTOUTS

NAME—TEAM	DATE	LOCATION	SCORE	SAVES
<b>1967-68</b>				
Les Binkley	Nov. 4	at California	1-0	31
Hank Bassen	Nov. 15	vs Philadelphia	5-0	27
Les Binkley (2)	Dec. 23	vs Minnesota	4-0	23
Les Binkley (3)	Dec. 27	vs California	0-0	24
Les Binkley (4)	Jan. 28	at Boston	1-0	33
Les Binkley (5)	Feb. 9	vs St. Louis	2-0	22
Les Binkley (6)	Mar. 30	vs Philadelphia*	2-0	23
<b>1968-69</b>				
Joe Daley	Feb. 19	vs Boston	3-0	41
Joe Daley (2)	Mar. 23	vs Minnesota	5-0	32
<b>1969-70</b>				
Les Binkley (7)	Nov. 12	at Toronto	3-0	31
Les Binkley (8)	Dec. 10	at Los Angeles	2-0	29
Al Smith	Feb. 26	vs Los Angeles	1-0	30
Al Smith (2)	Mar. 8	at NY Rangers	0-0	33
Les Binkley (9)	Mar. 25	vs Minnesota	2-0	25
<b>1970-71</b>				
Les Binkley (10)	Oct. 17	vs Philadelphia	0-0	24
Al Smith (3)	Dec. 8	vs Toronto	4-0	29
Les Binkley (11)	Mar. 3	vs Montreal	4-0	33
Al Smith (4)	Mar. 13	vs Minnesota	0-0	20
<b>1971-72</b>				
Jim Rutherford	Feb. 17	at Buffalo	2-0	23
<b>1972-73</b>				
Denis Herron	Oct. 17	at NY Islanders	5-0	24
Denis Herron (2)	Oct. 24	at Vancouver	4-0	23
Jim Rutherford (2)	Jan. 20	vs Boston	3-0	26
Jim Rutherford (3)	Feb. 20	at NY Islanders	4-0	34
Jim Rutherford (4)	Feb. 24	vs Chicago	2-0	32
<b>1973-74</b>				
Andy Brown	Mar. 24	vs Detroit	8-0	23
<b>1974-75</b>				
Gary Inness	Nov. 17	vs Washington	6-0	26
Gary Inness (2)	Nov. 23	vs Los Angeles	0-0	30
<b>1975-76</b>				
Michel Plasse	Mar. 6	vs Minnesota	5-0	18
Michel Plasse (2)	Mar. 28	vs Detroit	3-0	29
<b>1976-77</b>				
Dunc Wilson	Nov. 13	vs Philadelphia	1-0	25
Dunc Wilson (2)	Nov. 21	vs Chicago	5-0	25
Dunc Wilson (3)	Jan. 19	at Vancouver	3-0	21
Dunc Wilson (4)	Jan. 27	at NY Rangers	3-0	30
Dunc Wilson (5)	Feb. 3	at Cleveland	0-0	22
Denis Herron (3)	Mar. 9	vs Colorado	3-0	32
<b>1977-78</b>				
None				
<b>1978-79</b>				
Greg Millen	Dec. 13	vs St. Louis	3-0	33
Greg Millen (2)	Jan. 16	vs Minnesota	5-0	25
<b>1979-80</b>				
Greg Millen (3)	Dec. 19	at Chicago	0-0	29
Rob Holland	Mar. 2	vs NY Islanders	0-0	24
Greg Millen (4)	Mar. 30	vs Washington	4-0	28
<b>1980-81</b>				
None				
<b>1981-82</b>				
Gary Edwards	Mar. 21	at Colorado	6-0	28
<b>1982-83</b>				
Denis Herron (4)	Dec. 4	vs Philadelphia	0-0	34

\* Game played in Quebec City

OPPONENT HAT TRICKS

NAME - TEAM	DATE	LOCATION	GOALIE	SCORE
<b>1967-68</b>				
Stan Mikita, Chicago**	Dec. 6	Chicago	Les Binkley (3) & H. Bassen (1)	Won 7-2
Bob Pulford, Toronto	Jan. 13	Toronto	Les Binkley	Won 7-0
Dick Duff, Montreal	Feb. 17	Montreal	Les Binkley	Won 4-3
Jean Beliveau, Montreal	Mar. 16	Montreal	Hank Bassen (2) & ENG	Won 6-4
<b>1968-69</b>				
Bobby Rousseau, Montreal	Nov. 7	Montreal	Les Binkley	Won 5-4
Bobby Hull, Chicago	Nov. 14	Pittsburgh	Les Binkley	Won 6-4
Phil Esposito, Boston	Dec. 15	Boston	Joe Daley	Won 3-2
<b>1969-70</b>				
Gordie Howe, Detroit	Nov. 2	Detroit	Al Smith	Won 4-3
Ab McDonald, St. Louis	Nov. 19	Pittsburgh	Les Binkley	Won 4-0
Dave Keon, Toronto	Jan. 9	Toronto	Les Binkley	Won 4-0
Dave Balon, NY Rangers	Feb. 1	NY Rangers	Al Smith	Won 6-0
Stan Mikita, Chicago (2)	Feb. 11	Chicago	Al Smith	Won 7-1
<b>1970-71</b>				
Walt McKechnie, Minnesota	Oct. 15	Minnesota	Al Smith	Won 4-2
Phil Esposito, Boston (2)	Dec. 6	Boston	Les Binkley	Won 6-3
Brian Spencer, Toronto	Jan. 9	Toronto	Al Smith	Won 5-2
Phil Esposito, Boston (3)	Mar. 6	Pittsburgh	Al Smith	Won 6-3
Eddie Shack, Buffalo	Mar. 31	Pittsburgh	Cam Newton	Won 6-4
<b>1971-72</b>				
Brad Park, NY Rangers	Dec. 12	New York	Jim Rutherford	Won 6-1
Norm Ullman, Toronto	Dec. 28	Pittsburgh	Les Binkley (2) & ENG	Won 4-2
Brad Park, NY Rangers	Feb. 12	Pittsburgh	Jim Rutherford	Won 8-3
<b>1972-73</b>				
Gene Carr, NY Rangers	Dec. 17	NY Rangers	Denis Herron	Won 9-1
Rejean Houle, Montreal	Jan. 17	Montreal	Cam Newton	Won 6-4
Mike Walton, Boston	Feb. 10	Boston	Cam Newton	Won 6-3
Dennis Hextall, Minnesota	Mar. 7	Minnesota	Andy Brown	Won 10-4
Bobby Lalonde, Vancouver	Mar. 17	Vancouver	Andy Brown (2) & Cam Newton (2)	Won 6-1
<b>1973-74</b>				
Rick Martin, Buffalo	Jan. 3	Buffalo	Jim Rutherford	Won 6-1
Ken Hodge, Boston	Feb. 3	Pittsburgh	Andy Brown	Won 5-4
Stan Mikita, Chicago (3)	Feb. 10	Chicago	Gary Inness	Won 5-3
Claude Larose, Montreal**	Feb. 28	Montreal	Gary Inness	Won 7-1
Bill Goldsworthy, Minnesota	Mar. 23	Minnesota	Gary Inness	Won 5-1
<b>1974-75</b>				
Bobby Orr, Boston	Oct. 23	Pittsburgh	Gary Inness	Tie 5-5
Dave Keon, Toronto (2)	Nov. 20	Toronto	Gary Inness	Lost 8-5
Guy Lafleur, Montreal	Dec. 7	Montreal	Bob Johnson	Won 5-2
Guy Lafleur, Montreal (2)**	Jan. 26	Montreal	Michel Plasse	Won 7-2
Greg Polis, NY Rangers	Mar. 2	NY Rangers	Michel Plasse	Won 8-6
Stan Gilbertson, Washington**	Apr. 6	Washington	Bob Johnson	Won 8-4
<b>1975-76</b>				
Hartland Monahan, Washington	Nov. 12	Washington	Gary Inness	Tie 6-6
Yvan Cournoyer, Montreal	Nov. 13	Pittsburgh	Gary Inness	Won 5-4
Dennis Maruk, California**	Nov. 15	Pittsburgh	Gary Inness	Won 5-3
Ted Irvine, St. Louis	Feb. 29	Pittsburgh	Gary Inness (2) & ENG	Won 5-3
<b>1976-77</b>				
Rick Blight, Vancouver**	Oct. 6	Pittsburgh	Gordie Laxton	Won 9-5
Wilf Paiement, Colorado	Feb. 6	Colorado	Denis Herron	Won 5-2
Claude Larose, St. Louis (2)	Feb. 7	St. Louis	Dunc Wilson	Won 6-3
Don Saleski, Philadelphia	Mar. 13	Philadelphia	Denis Herron	Won 4-0
<b>1977-78</b>				
Butch Goring, Los Angeles	Nov. 24	Los Angeles	Denis Herron	Won 8-3

1978-79				
Dale McCourt, Detroit	Feb. 18	Detroit	Greg Millen (2) & D. Herron (1)	Won 6-2
Darcy Rota, Atlanta	Apr. 1	Pittsburgh	Denis Herron (2) & G. Millen (1)	Won 7-2
1979-80				
Pierre Larouche, Montreal	Oct. 25	Montreal	Rob Holland	Won 8-5
Darryl Sittler, Toronto	Jan. 16	Pittsburgh	Greg Millen	Lost 6-4
Jordy Douglas, Hartford	Jan. 17	Hartford	Greg Millen	Won 7-1
Blair MacDonald, Edmonton	Jan. 19	Pittsburgh	Greg Millen	Won 5-2
Mike Foligno, Detroit	Jan. 31	Detroit	Greg Millen	Won 4-3
Danny Gare, Buffalo	Feb. 7	Buffalo	Greg Millen	Won 9-0
Darryl Sittler, Toronto (2)	Mar. 5	Pittsburgh	Rob Holland	Won 5-3
Wayne Gretzky, Edmonton	Mar. 21	Edmonton	Greg Millen	Won 9-2
1980-81				
Dennis Maruk, Washington	Nov. 12	Pittsburgh	Rob Holland	Won 3-1
Rick Dudley, Buffalo	Dec. 7	Buffalo	Greg Millen (1) & R. Holland (2)	Won 10-1
Bobby Clarke, Philadelphia	Dec. 13	Pittsburgh	Greg Millen	Won 6-5
Stan Smyl, Vancouver	Dec. 19	Vancouver	Rob Holland (2) & G. Millen (1)	Won 10-4
Reed Larson, Detroit	Jan. 3	Pittsburgh	Greg Millen	Lost 6-4
Mike Bossy, NY Islanders**	Jan. 13	NY Islanders	Greg Millen (3) & ENG	Won 6-3
Lanny McDonald, Colorado	Feb. 6	Colorado	Nick Ricci (2) & ENG	Won 6-4
Mark Messier, Edmonton	Mar. 16	Edmonton	Greg Millen	Won 7-6
1981-82				
Mel Bridgman, Philadelphia	Oct. 29	Philadelphia	Michel Dion	Won 6-4
Keith Acton, Montreal	Nov. 21	Montreal	Michel Dion (2) & P. Harrison (1)	Won 9-5
Ron Duguay, NY Rangers	Dec. 27	NY Rangers	Paul Harrison	Won 5-3
Blaine Stoughton, Hartford	Jan. 3	Hartford	Paul Harrison	Lost 6-4
Wayne Gretzky, Edmonton (2)	Mar. 17	Edmonton	Michel Dion	Won 10-4
Bernie Nicholls, Los Angeles	Mar. 20	Los Angeles	Michel Dion	Won 7-5
1982-83				
Butch Goring, NY Islanders (2)	Oct. 14	NY Islanders	Denis Herron	Won 9-0
Marian Stastny, Quebec	Oct. 21	Quebec	Denis Herron	Won 8-4
Peter Stastny, Quebec	Dec. 11	Pittsburgh	Denis Herron	Won 7-4
Glenn Anderson, Edmonton	Jan. 7	Edmonton	Denis Herron	Won 7-2
Dale Hawerchuk, Winnipeg	Feb. 4	Winnipeg	Michel Dion	Won 6-4
Lanny McDonald, Calgary (2)	Feb. 5	Calgary	Denis Herron	Won 7-4
Kent Nilsson, Calgary	Feb. 5	Calgary	Denis Herron	Won 7-4
Charlie Simmer, Los Angeles	Feb. 12	Pittsburgh	Nick Ricci	Lost 6-4
Reed Larson, Detroit (2)	Feb. 15	Pittsburgh	Nick Ricci	Won 7-3
Ken Linseman, Edmonton	Feb. 19	Pittsburgh	Denis Herron (2) & N. Ricci (1)	Won 10-7

\*\* Four goal game

## PITTSBURGH HAT TRICKS

NAME - TEAM	DATE	LOCATION	GOALIE	SCORE
<b>1967-68</b>				
Andy Bathgate	Oct. 18	vs Minnesota	Cesare Maniago (2) & Gary Bauman (1)	Tie 3-3
Ken Schinkel	Oct. 21	vs Chicago	Denis DeJordy	Won 4-2
<b>1968-69</b>				
None				
<b>1969-70</b>				
Ken Schinkel (2)	Feb. 4	vs Minnesota	Cesare Maniago & Ken Broderick (2)	Won 7-5
<b>1970-71</b>				
Glen Sather	Dec. 19	vs Detroit	Jim McLeod (2) & ENG	Won 9-1
Duane Rupp	Mar. 24	vs Detroit	Jim Rutherford	Won 8-2
<b>1971-72</b>				
Bob Leiter	Dec. 1	vs Detroit	Al Smith (2) & Joe Daley (1)	Won 4-2
<b>1972-73</b>				
Al McDonough	Oct. 11	at St. Louis	Wayne Stephenson	Won 5-2
Lowell MacDonald	Nov. 15	vs Minnesota	Gilles Gilbert	Won 7-1
Al McDonough (2)	Nov. 19	vs Atlanta	Phil Myre	Won 6-1
Al McDonough (3)	Nov. 22	vs St. Louis	Wayne Stephenson	Won 10-4
Eddie Shack	Nov. 29	vs Toronto	Ron Low	Won 7-4
Syl Apps	Dec. 13	vs NY Islanders	Gerry Desjardins	Won 9-1
<b>1973-74</b>				
Lowell MacDonald (2)	Nov. 13	vs Minnesota	Cesare Maniago	Won 5-2
Bob Kelly	Mar. 24	vs Detroit	Doug Grant	Won 8-0
Lowell MacDonald (3)	Mar. 27	vs Minnesota	Gump Worsley	Tie 3-3
<b>1974-75</b>				
Rick Kehoe	Feb. 15	at Toronto	Doug Favell	Won 8-3
Jean Pronovost	Feb. 26	vs Washington	Michel Belhemeur	Won 3-1
Pierre Larouche	Mar. 12	vs Boston	Gilles Gilbert	Won 5-3
<b>1975-76</b>				
Jean Pronovost (2)	Nov. 12	at Washington	Bernie Wolfe	Tie 6-6
Syl Apps (2)	Dec. 17	at California	Gilles Meloche	Won 9-2
Bob Kelly (2)	Dec. 17	at California	Gilles Meloche	Won 9-2
Stan Gilbertson	Jan. 18	vs NY Rangers	Dunc Wilson (1) & Doug Soetaert (1)	Won 8-3
Pierre Larouche (2)	Feb. 8	at Vancouver	Gary Smith (2) & Ken Lockett (1)	Won 7-3
Jean Pronovost (3)	Feb. 19	vs Toronto	Doug Favell	Won 7-5
Pierre Larouche (3)	Feb. 21	vs Chicago	Gilles Villemure	Won 10-1
Lowell MacDonald (4)	Feb. 21	vs Chicago	Gilles Villemure	Won 10-1
Rick Kehoe (2)	Mar. 10	vs Buffalo	Al Smith	Lost 7-6
<b>1976-77</b>				
Rick Kehoe (3)	Oct. 6	vs Vancouver	Cesare Maniago & Curt Ridley (1)	Won 9-5
Pierre Larouche (4)	Feb. 19	at Toronto	Mike Palmateer (1) & Wayne Thomas (2)	Tie 6-6
<b>1977-78</b>				
Blair Chapman	Nov. 16	at Minnesota	Pete Lopresti	Lost 7-4
Pete Mahovich	Nov. 30	vs Detroit	Ron Low	Won 6-4
Wayne Bianchin	Dec. 31	vs Cleveland	Gary Edwards	Won 6-3
<b>1978-79</b>				
Orest Kindrachuk	Mar. 4	at Colorado	Michel Plasse	Won 7-2
Ron Stackhouse	Mar. 18	at NY Rangers	Wayne Thomas	Won 5-1
Greg Malone	Mar. 28	vs NY Rangers	Doug Soetaert	Won 7-1
<b>1979-80</b>				
Gary McAdam	Nov. 28	vs Quebec	Michel Dion	Won 7-2
<b>1980-81</b>				
Rick Kehoe (4)	Nov. 26	vs Vancouver	Richard Brodeur	Lost 7-4
Rick Kehoe (5)	Dec. 3	at Toronto	Jiri Crha	Tie 4-4
Paul Gardner**	Dec. 13	vs Philadelphia	Phil Myre	Lost 6-5
Rick Kehoe (6)	Jan. 14	vs St. Louis	Ed Staniowski	Won 6-3
Gregg Sheppard	Mar. 16	at Edmonton	Ed Mio	Lost 7-6



1981-82

Paul Gardner (2)	Nov. 7	vs Philadelphia	Pelle Lindbergh	Won 7-2
Doug Shedden	Jan. 2	vs Hartford	John Garrett	Won 9-4
Rick Kehoe (7)	Jan. 20	vs Boston	Marco Baron	Won 5-4
Andre St. Laurent	Mar. 6	at Quebec	Dan Bouchard	Won 6-4

1982-83

Pat Boutette	Oct. 12	vs Vancouver	Richard Brodeur	Won 5-4
Pat Boutette (2)	Oct. 27	vs Washington	Dave Parro	Won 7-5
Rick Kehoe (8)	Dec. 23	at Detroit	Greg Stefan	Lost 6-4

\*\* Four goal game

ALL TIME LEADERS—OPPONENTS

GAMES PLAYED		GOALS	
Serge Savard	72	Guy Lafleur	42
Carol Vadnais	71	Bobby Clarke	40
<b>Bobby Clarke</b>	<b>69</b>	Phil Esposito	40
<b>Butch Goring</b>	<b>69</b>	<b>Marcel Dionne</b>	<b>34</b>
Jean Ratelle	67	<b>Darryl Sittler</b>	<b>33</b>
Nick Libett	66	<b>Bill Barber</b>	<b>33</b>
Garry Unger	66	Stan Mikita	32
Wayne Cashman	65	Jean Ratelle	31
Phil Esposito	65	<b>Butch Goring</b>	<b>30</b>
Jim Roberts	64	<b>Dennis Maruk</b>	<b>30</b>
Bill Collins	63	Brad Park	30
Jacques Lemaire	63	<b>Gil Perreault</b>	<b>30</b>
<b>Darryl Sittler</b>	<b>63</b>	Garry Unger	29
Walt McKechnie	62	Yvan Cournoyer	28
J. P. Parise	61	<b>Steve Shutt</b>	<b>28</b>

ASSISTS		POINTS	
John Bucyk	56	<b>Bobby Clarke</b>	<b>95</b>
<b>Bobby Clarke</b>	<b>55</b>	<b>Guy Lafleur</b>	<b>93</b>
Brad Park	54	Phil Esposito	84
<b>Guy Lafleur</b>	<b>51</b>	Brad Park	84
<b>Gil Perreault</b>	<b>45</b>	<b>Marcel Dionne</b>	<b>78</b>
Jean Ratelle	45	<b>Darryl Sittler</b>	<b>77</b>
<b>Marcel Dionne</b>	<b>44</b>	Jean Ratelle	76
Phil Esposito	44	<b>Gil Perreault</b>	<b>75</b>
<b>Darryl Sittler</b>	<b>44</b>	John Bucyk	71
Walt Tkaczuk	43	Stan Mikita	70
<b>Larry Robinson</b>	<b>41</b>	Jacques Lemaire	65
Rod Gilbert	40	Yvan Cournoyer	64
Bobby Orr	40	<b>Butch Goring</b>	<b>62</b>
Jacques Lemaire	38	Pete Mahovlich	62
Pete Mahovlich	38	Bobby Orr	60
Stan Mikita	38		
Wayne Cashman	38		

PENALTY MINUTES

<b>Randy Holt</b>	<b>180</b>	<b>Dave Williams</b>	<b>121</b>
Carol Vadnais	174	Ed Van Impe	120
<b>Nick Fotiu</b>	<b>162</b>	Dennis Polonich	118
Barclay Plager	159	Dave Schultz	113
Dan Maloney	154	Garry Unger	113
Bryan Watson	128	Dennis Hextall	109
Gary Dornhoefer	125	Bob Plager	106
<b>Will Paiement</b>	<b>121</b>		

GOALS SCORED	PITTSBURGH'S RECORD (1982-83)	OPPONENT'S RECORD
1 goal	0-8-1	0-2-1
2 goals	1-13-0	1-5-0
3 goals	3-19-2	4-4-2
4 goals	6-7-3	10-6-3
5 goals	3-2-0	7-1-0
6 goals	2-0-2	12-0-2
7 goals	3-2-0	10-0-0
8 goals	0-0-0	4-0-0
9 goals	0-0-0	3-0-0
10 goals	0-0-0	2-0-0

GOAL DIFFERENCE	PITTSBURGH 1982-83	ALL-TIME
1 goal	10-12	114-146
2 goals	5-11	157-160
3 goals	1-11	86-121
4 goals	0-10	36-81
5 goals	1-2	38-33
6 goals	0-2	16-31
7 goals	0-3	3-11
8 goals	0-1	4-6
9 goals +	0-1	2-6
<b>Total</b>	<b>18-53</b>	<b>456-595</b>

When Pittsburgh has held opponents to two goals or less, they have compiled a record of (288-47-73).

When opponents have scored four or five goals, they have compiled a record of (249-75-52) against the Penguins.

When opponents score six or more goals, they have compiled a record of (214-4-7).

When Pittsburgh has scored six or more goals, their record is (151-8-7).

## NHL ALL STAR GAME PARTICIPATION

1982-83	Rick Kehoe - Prince of Wales Conference
1981-82	Randy Carlyle & Michel Dion - Prince of Wales Conference
1980-81	Randy Carlyle & Rick Kehoe - Prince of Wales Conference
1979-80	Ron Stackhouse - Prince of Wales Conference
1977-78	Jean Pronovost - Prince of Wales Conference
1976-77	Jean Pronovost - Prince of Wales Conference
1975-76	Dave Burrows, Pierre Larouche & Jean Pronovost - Prince of Wales Conference
1974-75	Syl Apps, Pierre Larouche & Jean Pronovost - Prince of Wales Conference
1973-74	Dave Burrows, Lowell MacDonald & Al McDonough - Western Division
1972-73	Greg Polis & Lowell MacDonald - Western Division
1971-72	Greg Polis - Western Division
1970-71	Greg Polis - Western Division
1969-70	Bob Woytowich & Dean Prentice - Western Division
1968-69	Ken Schinkel - Western Division
1967-68	Ken Schinkel - NHL All Stars

## PENS ON RADIO & TELEVISION

Mike Lange, the Voice of the Penguins, will again handle the play-by-play action for all 80 games, home and away, on KQV Radio (1410 AM) and the Penguin Radio Network.

Lange, the Walter Alston of broadcasters, signed his ninth one-year contract and will also call all of the action for 15 simulcast games this year on WPGH-TV (Channel 53). Twelve games will also be seen on WFAT-TV (Channel 19) in Johnstown.

The multi-talented Lange has also done professional soccer, baseball and talk shows as well as serving as Master of Ceremonies at most Penguin functions.

Once again he will be accompanied by his trusty companion, Terry Schiffhauer, whose color comments from time to time enable Mike to enjoy a cigarette and a cup of coffee during the broadcasts.

### 1982-83 TV SCHEDULE

Tue.	Oct. 4	St. Louis Blues	8:30 PM
Thu.	Oct. 27	Chicago Black Hawks	8:30 PM
Sat.	Nov. 12	New York Islanders	7:00 PM
Tue.	Nov. 29	Minnesota North Stars	8:30 PM
Sun.	Dec. 19	Toronto Maple Leafs	7:00 PM**
Tue.	Dec. 20	New York Islanders	8:00 PM
Fri.	Dec. 23	New Jersey Devils	7:30 PM
Fri.	Jan. 6	New Jersey Devils	7:30 PM
Sun.	Jan. 15	Chicago Black Hawks	8:30 PM
Fri.	Jan. 20	New York Rangers	7:30 PM
Sat.	Feb. 4	New York Islanders	5:00 PM
Thu.	Feb. 9	Detroit Red Wings	7:30 PM**
Thu.	Mar. 1	Washington Capitals	7:30 PM**
Sat.	Mar. 17	Hartford Whalers	7:30 PM
Thu.	Mar. 22	Philadelphia Flyers	7:30 PM

\*\* All games to be televised on WFAT-TV (Channel 19) in Johnstown, except the three games with asteriks.

### USA NETWORK

The USA Cable Network will televise 33 regular season games plus 20 to 25 playoff games and the NHL All Star game on January 31 from New Jersey during the 1983-84 season.

Following is the schedule for games to be seen before January. The remainder of the schedule will be announced later in the season.

Thu.	Oct. 6	NY Islanders at Montreal Canadiens	7:30 PM
Thu.	Oct. 13	Washington Capitals at NY Rangers	7:30 PM
Thu.	Oct. 20	Montreal Canadiens at Minnesota North Stars	8:30 PM
Tue.	Oct. 25	Boston Bruins at Chicago Black Hawks	8:30 PM
Thu.	Oct. 27	Quebec Nordiques at Philadelphia Flyers	7:30 PM
Tue.	Nov. 8	Philadelphia Flyers at NY Islanders	8:00 PM
Wed.	Nov. 9	Edmonton Oilers at Washington Capitals	7:30 PM
Tue.	Nov. 15	Detroit Red Wings at Quebec Nordiques	7:30 PM
Tue.	Nov. 29	NY Islanders at St. Louis Blues	8:30 PM
Wed.	Dec. 7	Buffalo Sabres at Chicago Black Hawks	8:30 PM
Thu.	Dec. 8	Chicago Black Hawks at Philadelphia Flyers	7:30 PM
Wed.	Dec. 21	Pittsburgh Penguins at New York Rangers	7:30 PM
Tue.	Dec. 27	Buffalo Sabres at Montreal Canadiens	7:30 PM

In addition, all games being televised from the Civic Arena on WOR-TV (Channel 9) in New York, will be blacked out locally by cable systems.

## 1982-83 AWARD WINNERS

**STANLEY CUP** ..... NY Islanders  
**PRINCE OF WALES TROPHY** ..... NY Islanders  
**CLARENCE CAMPBELL BOWL** ..... Edmonton Oilers  
**HART TROPHY** ..... Wayne Gretzky, Edmonton  
**CALDER TROPHY** ..... Steve Larmer, Chicago  
**JAMES NORRIS TROPHY** .... Rod Langway, Washington  
**ART ROSS TROPHY** ..... Wayne Gretzky, Edmonton  
**LADY BYNG TROPHY** ..... Mike Bossy, NY Islanders  
**WILLIAM JENNINGS TROPHY** ..... Billy Smith & Roland Melanson, NY Islanders  
**VEZINA TROPHY** ..... Pete Peeters, Boston  
**CONN SMYTHE TROPHY** ..... Billy Smith, NY Islanders  
**FRANK SELKE TROPHY** ..... Bobby Clarke, Philadelphia  
**BILL MASTERTON TROPHY** .. Lanny McDonald, Calgary  
**JACK ADAMS TROPHY** ..... Orval Tessier, Chicago  
**EMERY EDGE TROPHY** ..... Charlie Huddy, Edmonton

### ALL STARS

	First Team	Second Team	Rookie Team
<b>GOAL</b>	Pete Peeters Boston	Roland Melanson NY Islanders	Pelle Lindbergh Philadelphia
<b>DEFENSE</b>	Mark Howe Philadelphia	Raymond Bourque Boston	Phil Housley Buffalo
<b>DEFENSE</b>	Rod Langway Washington	Paul Coffey Edmonton	Scott Stevens Washington
<b>CENTER</b>	Wayne Gretzky Edmonton	Denis Savard Chicago	Dan Daoust Toronto
<b>LEFT WING</b>	Mark Messier Edmonton	Michel Goulet Quebec	Mats Naslund Montreal
<b>RIGHT WING</b>	Mike Bossy NY Islanders	Lanny McDonald Calgary	Steve Larmer Chicago

## PENGUIN AWARD WINNERS

**MICHEL BRIERE MEMORIAL TROPHY ROOKIE OF THE YEAR**  
 1982-83 Dave Hannan  
 1981-82 Mike Bullard  
 1980-81 Mark Johnson  
 1979-80 Paul Marshall  
 1978-79 Greg Millen & Rod Schutt  
 1977-78 Peter Lee  
 1976-77 Greg Malone  
 1974-75 Pierre Larouche  
 1973-74 Ron Lalonde  
 1971-72 Dave Burrows  
 1970-71 Greg Polis  
 1969-70 Jean Pronovost  
 1967-68 Les Binkley

### BILL McCracken Memorial Award Unsung Hero

1982-83 Andre St. Laurent  
 1981-82 Pat Boutette  
 1980-81 Paul Gardner  
 1979-80 Russ Anderson  
 1978-79 George Ferguson  
 1977-78 Dave Schultz  
 1976-77 Wayne Bianchin  
 1975-76 Ron Stackhouse  
 1974-75 Gary Inness  
 1973-74 Ron Schock  
 1972-73 Lowell MacDonald  
 1970-71 Bob Blackburn  
 1969-70 Val Fonteyne

### MAX Unger Award Leading Point Scorer

1982-83 Doug Shedden  
 1981-82 Rick Kehoe  
 1980-81 Rick Kehoe  
 1979-80 Rick Kehoe  
 1978-79 Greg Malone  
 1977-78 Jean Pronovost  
 1976-77 Jean Pronovost  
 1975-76 Pierre Larouche  
 1974-75 Ron Schock  
 1973-74 Syl Apps  
 1972-73 Syl Apps  
 1971-72 Syl Apps  
 1970-71 Bryan Hextall  
 1969-70 Dean Prentice  
 1968-69 Ken Schinkel  
 1967-68 Andy Bathgate

### Grey Communications Award Player's Player

1982-83 Pat Boutette  
 1981-82 Mike Bullard  
 1980-81 Rick Kehoe  
 1979-81 Rick Kehoe  
 1978-79 Greg Malone  
 1977-78 Denis Herron  
 1976-77 Denis Herron  
 1975-76 Jean Pronovost

1974-75 Ron Schock  
 1973-74 Jean Pronovost  
 1972-73 Lowell MacDonald  
 1971-72 Jean Pronovost  
 1970-71 Jean Pronovost  
 1969-70 Jean Pronovost & Dean Prentice  
 1968-69 Val Fonteyne

### Budweiser Award Most Valuable Player

1982-83 Doug Shedden  
 1981-82 Michel Dion  
 1980-81 Randy Carlyle  
 1979-80 George Ferguson  
 1978-79 Ron Stackhouse & Orest Kindrachuk  
 1977-78 Pete Mahovlich  
 1976-77 Dunc Wilson  
 1975-76 Pierre Larouche  
 1974-75 Ron Schock & Ron Stackhouse  
 1973-74 Syl Apps, Dave Burrows, Jean Pronovost & Lowell Mac Donald  
 1972-73 Dave Burrows  
 1971-72 Jean Pronovost  
 1970-71 Ron Schock  
 1969-70 Jean Pronovost  
 1968-69 Keith McCreary  
 1967-68 Les Binkley

### James G. Balmer Award Contribution to Hockey in Pittsburgh

1980-81 Adolph J. Donadeo  
 1979-80 Mark Johnson  
 1978-79 Baz Bastien  
 1977-78 Pete Mahovlich  
 1975-76 Ken Schinkel  
 1974-75 Jack Button  
 1973-74 Lowell MacDonald  
 1972-73 Jack Riley  
 1971-72 Pittsburgh Penguin Partners  
 1970-71 Michel Briere  
 1969-70 Red Kelly  
 1968-69 Jimmy Jordan  
 1966-67 Baz Bastien

### Booster Club Award Star of Game Leader

1982-83 Michel Dion  
 1981-82 Michel Dion  
 1980-81 Randy Carlyle  
 1979-80 George Ferguson  
 1978-79 Randy Carlyle  
 1977-78 Denis Herron  
 1976-77 Dunc Wilson  
 1975-76 Dave Burrows  
 1974-75 Vic Hadfield

## PENGUINS ON THE ROAD

### BOSTON BRUINS

G.M. - Harry Sinden  
 Coach - Gerry Cheevers  
 P.R. - Nate Greenberg  
 Arena - Boston Gardens (14,673)  
 150 Causeway St.  
 Boston, Mass. 02114  
 Phone - (617) 227-3209  
 Hotel - Parker House  
 Phone - (617) 227-8600

### BUFFALO SABRES

G.M. - Scotty Bowman  
 Coach - Scotty Bowman  
 P.R. - Gerry Helper  
 Arena - Memorial Aud (16,433)  
 140 Main St.  
 Buffalo, N.Y. 14202  
 Phone - (716) 856-7300  
 Hotel - Waterfront Hilton  
 Phone - (716) 845-5100

### CALGARY FLAMES

G.M. - Cliff Fletcher  
 Coach - Bob Johnson  
 P.R. - Al Coates/Jane Kennelly  
 Arena - Olympic Saddledome (16,703)  
 P.O. Box 1540, Station M  
 Calgary, Alberta T2P 3B9  
 Phone - (403) 261-0475  
 Hotel - Weston Hotel  
 Phone - (403) 266-1611

### CHICAGO BLACK HAWKS

G.M. - Bob Pulford  
 Coach - Orval Tessier  
 P.R. - Jim DeMaria  
 Arena - Chicago Stadium (17,263)  
 1840 W. Madison Ave.  
 Chicago, Illinois 60612  
 Phone - (312) 733-5300  
 Hotel - Marriott Downtown  
 Phone - (312) 836-0100

### DETROIT RED WINGS

G.M. - Jim Devellano  
 Coach - Nick Polano  
 P.R. - Bill Jamieson  
 Arena - Joe Louis Arena (19,275)  
 600 Civic Center Drive  
 Detroit, Michigan 48226  
 Phone - (313) 567-3900  
 Hotel - Plaza Hotel  
 Phone - (313) 568-8000

### EDMONTON OILERS

G.M. - Glen Sather  
 Coach - Glen Sather  
 P.R. - Bill Tuele  
 Arena - Northlands Coliseum (17,300)  
 7424 118th Ave.  
 Edmonton, Alta. T5B 4M9  
 Phone - (403) 471-8561  
 Hotel - Forum Motor Inn  
 Phone - (403) 471-1231

### HARTFORD WHALERS

G.M. - Emile Francis  
 Coach - Jack Evans  
 P.R. - Bob Casey/Jeanne Dennis  
 Arena - Hartford Civic Center (14,557)  
 One Civic Center Plaza  
 Hartford, CT. 06103  
 Phone - (203) 728-3366  
 Hotel - The Summit  
 Phone - (203) 278-2000

### LOS ANGELES KINGS

G.M. - George Maguire  
 Coach - Don Perry  
 P.R. - Scott Carmichael  
 Arena - The Forum (16,005)  
 3900 W. Manchester Blvd.  
 Inglewood, CA. 90306  
 Phone - (213) 674-6000  
 Hotel - Airport Park  
 Phone - (213) 673-5151

### MINNESOTA NORTH STARS

G.M. - Lou Nanne  
 Coach - Bill Mahoney  
 P.R. - Dick Dillman/Patty Connolly  
 Arena - Mets Sports Center (15,184)  
 7901 Cedar Ave. South  
 Bloomington, MN. 55420  
 Phone - (612) 853-9333  
 Hotel - Registry Hotel  
 Phone - (612) 854-2244

### MONTREAL CANADIENS

G.M. - Serge Savard  
 Coach - Bob Berry  
 P.R. - Claude Mouton  
 Arena - Montreal Forum (16,074)  
 2313 St. Catherine St. West  
 Montreal, Que. H3H 1N2  
 Phone - (514) 932-2582  
 Hotel - Manoir Le Moyné  
 Phone - (514) 931-8861

### NEW JERSEY DEVILS

G.M. - Billy MacMillan  
 Coach - Billy MacMillan  
 P.R. - Larry Brooks  
 Arena - Brendan Byrne Arena  
 Box 504  
 East Rutherford, NJ. 07073  
 Phone - (201) 935-6050  
 Hotel - Meadowlands Hilton  
 Phone - (201) 348-6900

### NEW YORK ISLANDERS

G.M. - Bill Torrey  
 Coach - Al Arbour  
 P.R. - Les Wagner/Jill Knee  
 Nassau Memorial Coliseum (15,230)  
 Hempstead Turnpike  
 Uniondale, NY. 11553  
 Phone - (516) 794-4100  
 Hotel - Long Island Marriott  
 Phone - (516) 794-3800

### NEW YORK RANGERS

G.M. - Craig Patrick  
 Coach - Herb Brooks  
 P.R. - John & Janet Halligan  
 Arena - Madison Sq. Garden (17,500)  
 4 Pennsylvania Plaza  
 New York, N.Y. 10001  
 Phone - (212) 563-8036  
 Hotel - Statler Hilton  
 Phone - (212) 736-5000

### PHILADELPHIA FLYERS

G.M. - Bob McCammon  
 Coach - Bob McCammon  
 P.R. - Larry Rubin/Joe Kadlec  
 Arena - The Spectrum (17,147)  
 Pattison Place  
 Philadelphia, Pa. 19148  
 Phone - (215) 465-4500  
 Hotel - Airport Marriott  
 Phone - (215) 365-4150

### QUEBEC NORDIQUES

G.M. - Maurice Filion  
 Coach - Michel Bergeron  
 P.R. - Michel LaPointe  
 Arena - Quebec Coliseum (15,250)  
 2205 Ave. du Colisée  
 Quebec, Quebec G1L 4W7  
 Phone - (418) 529-8441  
 Hotel - Le Chateau Frontenac  
 Phone - (418) 692-3861

### ST. LOUIS BLUES

G.M. - Ron Caron  
 Coach - Jacques Demers  
 P.R. - Susie Mathieu  
 Arena - The Checkerdome (17,968)  
 5700 Oakland Ave.  
 St. Louis, Missouri 63110  
 Phone - (314) 781-5300  
 Hotel - Chase Park Plaza  
 Phone - (314) 361-2500

### TORONTO MAPLE LEAFS

G.M. - Gerry McNamara  
 Coach - Mike Nykoluk  
 P.R. - Gord Stellick/Stam Obodiac  
 Arena - Maple Leaf Gardens (16,485)  
 60 Carlton St.  
 Toronto, Ontario M5B 1L1  
 Phone - (416) 977-1641  
 Hotel - Westbury Hotel  
 Phone - (416) 924-0611

### VANCOUVER CANUCKS

G.M. - Harry Neale  
 Coach - Roger Neilson  
 P.R. - Norm Jewison  
 Arena - Pacific Coliseum (15,613)  
 100 N. Renfrew St.  
 Vancouver, B.C. V5K 3N7  
 Phone - (604) 254-5141  
 Hotel - Hotel Vancouver  
 Phone - (604) 684-3131

## PENGUINS ON THE ROAD

### WASHINGTON CAPITALS

G.M. - David Poile  
 Coach - Bryan Murray  
 P.R. - Lou Corletto/Jim Loria  
 Arena - Capital Centre (18,130)  
 Landover, Maryland 20786  
 Phone - (301) 350-3400  
 Hotel - Sheraton - New Carrollton  
 Phone - (301) 459-6700

### WINNIPEG JETS

G.M. - John Ferguson  
 G.M. - Tom Watt  
 P.R. - Don Ramsey  
 Arena - Winnipeg Arena (15,430)  
 15-1430 Maroons Road  
 Winnipeg, Manitoba R3G 0L5  
 Phone - (204) 772-9491  
 Hotel - The Westin  
 Phone - (204) 957-1350

### NHL MONTREAL

G.M. - John Zeigler, Jr.  
 Exec. Vice Pres - Brian O'Neill  
 Inform. & Stats. - Mike Griffin/  
 Benny Ercolani/Gary Meagher  
 960 Sun Life Bldg.  
 1155 Metcalfe St.  
 Montreal, Quebec H3B 2W2  
 Phone - (514) 871-9220

### NHL NEW YORK

President - Gil Stein  
 Vice Pres. - Steve Ryan  
 P.R. - Rodger Gottlieb/Dan Leary  
 Suite 1444  
 1221 Ave. of the Americas  
 New York, NY 10020  
 Phone - (212) 398-1100

### NHL TORONTO

Referee-in-Chief - Scotty Morrison  
 Central Scouting - Jim Gregory  
 Suite 200  
 1 Greensboro Drive  
 Rexdale, Ontario M9W 1C8  
 Phone - (416) 245-2926 (Officiating)  
 Phone - (416) 245-1813 (Central Scouting)