

1970-71 Pittsburgh Penguins SCHEDULE

	SUN	MON	TUE	WED	THUR	FRI	SAT
OCT	4	5	6	7	8	9	10 BUFF
	11	12	13	14	15 MINN*	16	17 PHIL
	18 BUFF	19	20	21 LA	22	23 OAKL	24
NOV	25 VANC*	26	27	28 LA	29	30	31 CHIC
	1 PHIL*	2	3	4 VANC	5	6	7 BOST
	8 DETR**	9	10 LA	11 NY	12	13	14 DARL
	15	16	17	18	19 STLO	20	21 DETR
DEC	22 BOST*	23	24 TORO	25 BUFF	26	27	28 MONT
	29 NY*	30					
	6 BOST	7	8 TORO	9 MINN*	10	11 STLO	12 MINN
	13	14	15	16 TORO	17	18	19 DETR
JAN	20 CHIC*	21	22	23 NY	24	25 BOST*	26 BOST
	27	28	29	30 MONT	31 MINN		
	3	4	5	6 PHIL	7	8	9 TORO*
	10	11	12	13 LA	14 DETR*	15	16 VANC
FEB	17	18	19	20 OAKL	21 LA	22	23 VANC
	24	25	26	27 TORO	28 CHIC*	29	30 CHIC
	31						
	7 CHIC	8	9 MONT*	10 OAKL	11	12	13 CHIC*
MAR	14 MINN*	15	16	17 TORO	18 BUFF*	19	20 NY
	21	22	23	24 STLO	25	26	27 STLO
	28 DETR*						
	1 OAKL*	2	3 MONT	4 PHIL	5	6	7 BOST
APR	8	9	10 PHIL	11	12	13 MINN	14 LA
	15	16	17 OAKL	18	19 VANC	20	21 LA
	22	23	24 DETR	25	26	27	
	28 PHIL*	29	30	31 BUFF			
	1 STLO	2	3	4	5	6 BOST	7 STLO*
	8	9	10	11	12	13	14

All Home Games in **BLUE** Panels

- KEY TO TEAM NAMES**
- BOST — Boston Bruins
 - BUFF — Buffalo Sabres
 - CHIC — Chicago Black Hawks
 - DETR — Detroit Red Wings
 - LA — Los Angeles Kings
 - MINN — Minnesota North Stars
 - MONT — Montreal Canadiens
 - NY — New York Rangers
 - OAKL — Oakland Seals
 - PHIL — Philadelphia Flyers
 - STLO — St. Louis Blues
 - TORO — Toronto Maple Leafs
 - VANC — Vancouver Canucks

HOME STARTING TIMES:
 Weekdays: 7:30 p.m.
 Saturdays: 8:00 p.m.
 Sundays: 7:00 p.m.
 Matinees: 2:00 p.m.

x signifies matinee game (exception-December 16, 1970 — Game time is 8:00 p.m.)

o indicates radio coverage on KOKA, 1020 on your dial

* indicates WPGH-TV coverage, Channel 53

TICKET PRICES: \$6, \$5, \$4.50, \$3.50 and \$2.50

Pittsburgh Penguin

1970 - 71 Official Press Guide




TABLE OF CONTENTS

Ball, Terry	8, 9	Penguins' 1969-70 Team Records	
Bathgate, Andy	10, 11	for away games	.61
Binkley, Les	12, 13	Penguins' 1969-70 Team Records	
Blackburn, Bob	14, 15	for home games	.61
Boyer, Wally	16, 17	Pittsburgh vs. Boston	.70
Executive Officers	4-7	1969-70 vs. Chicago	.71
Fonteyne, Val	18, 19	vs. Detroit	.71
Harbaruk, Nick	20, 21	vs. Los Angeles	.72
Hat Tricks Against	.69	vs. Minnesota	.72
Hat Tricks For	.69	vs. Montreal	.73
Hextall, Bryan	22, 23	vs. New York	.73
Individual 1969-70 Highs & Lows	.68	vs. Oakland	.74
Individual Scoring Breakdown	.65	vs. Philadelphia	.74
Individual Scoring &		vs. St. Louis	.75
Penalty Minutes	.66	vs. Toronto	.75
Kelly, Leonard "Red"	2, 3	Power Play Goals against Pittsburgh	.69
Kessel, Rick	24, 25	Polis, Gregory	34, 35
MacDonald, Lowell	26, 27	Prentice, Dean	36, 37
McCallum, Dunc	28, 29	Pronovost, Jean	40, 41
McCreary, Keith	30, 31	Road Hotels	inside front cover
Morrison, Jim	32, 33	Rupp, Duane	42, 43
NHL Final Standings, 1969-70	.60	Sather, Glen	44, 45
NHL Public Relations		Schinkel, Ken	46, 47
Directory	inside back cover	Schock, Ron	48, 49
Penguin Firsts	.70	Shorthanded Goals	
Penguin 1970-71 Game		against Pittsburgh	.69
Schedule	back cover	Smith, Al	50, 51
Penguins' 1969-70		Snell, Ron	52, 53
Game-by-Game Results	.63, 64	Team 1969-70 Highs & Lows	.68
Penguins' 1969-70		Two Goal Games Against	.69
Record by Days	.62	Two Goal Games For	.69
Penguins' 1969-70		Upcoming Penguin Milestones	.67
Record by Months	.62	Watson, Bryan	54, 55
Penguins' 1970-71 Roster	38, 39	Woytowich, Bob	56, 57
Penguins' 1969-70		Zaine, Rod	58, 59
Team-by-Team Records	.60		

1970-71 ROAD HOTELS

BOSTON

Hotel Sonesta
5 Cambridge Parkway
Cambridge, Mass. 02142
Telephone (617) 491-3600

BUFFALO

Statler Hilton
Delaware Ave. at Niagara Sq.
Buffalo, New York 14240
Telephone (716) 856-1000

CHICAGO

Bismark Hotel
171 W. Randolph at La Salle
Chicago, Illinois 60601
Telephone (312) 236-0123

DETROIT

Sheraton Cadillac
Wash. Blvd. at Michigan Ave.
Detroit, Michigan 48231
Telephone (313) 895-7000

LOS ANGELES

Sheraton Inn — L.A. Airport
9750 Airport Blvd. at 98th St.
Los Angeles, Calif. 90045
Telephone (213) 645-4600

MINNEAPOLIS

Leamington Hotel
Tenth & Third Ave., S.
Minneapolis, Minnesota 55404
Telephone (612) 333-6161

MONTREAL

Sheraton Mt. Royal
1455 Peese Street
Montreal, P. Q.
Telephone (514) 842-7777

NEW YORK

Statler Hilton
7th & W. 33rd Street
New York, New York 10001
Telephone (212) 736-5000

OAKLAND

Jack Tar Hotel
Jack Tar Sq. at Cathedral Hill
San Francisco, Calif. 94101
Telephone (415) 776-8200

PHILADELPHIA

Sheraton Hotel
1725 JFK Boulevard
Philadelphia, Pa. 19103
Telephone (215) 568-3300

ST. LOUIS

Stouffers River Front Inn
200 S. Fourth Street
St. Louis, Missouri 63102
Telephone (314) 241-9500

TORONTO

Royal York Hotel
100 Front Street
Toronto, Ontario
Telephone (416) 368-2511

VANCOUVER

Hotel Vancouver
900 W. Georgia St.
Vancouver, B. C.
Telephone (604) 684-3131

Editor — C. Terry Schiffhauer
Editorial Assistant — Peggy J. Dolan

Published by THE HOCKEY CLUB OF PITTSBURGH



Leonard P. "Red" Kelly
*General Manager
 & Coach*



Red Kelly, voted "Coach of the Year" by *The Sporting News*, has achieved what every coach wants – a winner every season.

In his first year as coach of the Pittsburgh Penguins (1969-70) he led the Pens to the semi-finals in their first Stanley Cup Playoffs after clinching second place in the National Hockey League's Western Division. He capped the season by being named General Manager and Coach on May 21, 1970.

Perhaps the achievement gained by Kelly which best exemplifies his career was his winning the Lady Byng Memorial Trophy in 1951, making him only the second defenseman ever to win the award. He went on to win the award three more times.

In the sometimes violent world of hockey, Red Kelly has proven that "good guys" can, in fact do, belong in the NHL. Because of the physical contact of hockey, roughness – both in playing and behavior – is often part of the sport. But it has been refreshing to followers of the game to know the likes of Kelly, where words such as "hang" or "by shucks" are his strongest shows of anger. Yet, Kelly, one of only five players to participate for 20 years in the NHL, has never been thought of as anything but a man who gives his best effort at all times.

Consider his record, keeping in mind that during his twelve and a half seasons with the Detroit Red Wings, he was mostly a defenseman; a four-time winner of the Lady Byng Memorial Trophy; the first winner of the James Norris Memorial Trophy as the outstanding defenseman; six First Team All-Star selections and two Second Team berths; eight times on Stanley Cup championship teams; nine times on Prince of Wales Trophy-winning teams; most years in the Stanley Cup playoffs (19); most playoff games (164); runner-up to Gordie Howe for most regular-season games (1,316); and most games including playoffs (1,480); 13th among all-time goalscoring leaders (281 goals); seventh among all-time pointscoring leaders (823 points).

Leonard Patrick Kelly was born at Simcoe, Ontario, July 9, 1927. At the age of two he was beginning to skate. He later entered St. Michael's

College in Toronto and starred with the Junior "A" team of that school, the Majors. In 1947, the Detroit Red Wings signed the nineteen-year-old Kelly to an NHL contract.

Near the end of the 1959-60 season, Kelly was traded to the Toronto Maple Leafs. He became a forward, playing center and left wing for the rest of his career.

With the expansion of the NHL to 12 teams, Kelly looked hopefully for a coaching job, despite many cynics saying he was "too nice a man" to coach a hockey team. "Not enough fire and brimstone in him," was the way some critics put it. But Kelly went to Los Angeles and proved otherwise.

Off the ice, Kelly was a member of Parliament (Liberal) for three years from 1962 until 1965 when he decided he could no longer combine hockey with the Maple Leafs and politics to the satisfaction of both jobs. During his days as a Member of Parliament, Kelly had a simple philosophy, one which he has used through his life.

"The best way to make a speech is to say what you think and feel. If you're sincere and the idea is good, the delivery isn't so vital," he said.

Red is married to Andra McLaughlin, former U.S. Olympic Team member, world free-style skating champion and professional star. They have two sons and two daughters.

LEONARD PATRICK "RED" KELLY

Pro Career Record												
Season	Club	Lea.	Regular Schedule					Playoffs				
			GP	G	A	TP	PIM	GP	G	A	TP	PIM
1947-48	Detroit	NHL	60	6	14	20	13	10	3	2	5	2
1948-49	Detroit	NHL	59	5	11	16	10	11	1	1	2	6
1949-50	Detroit	NHL	70	15	25	40	9	14	1	3	4	2
1950-51	Detroit	NHL	70	17	37	54	24	6	0	1	1	0
1951-52	Detroit	NHL	67	16	31	47	16	5	1	0	1	0
1952-53	Detroit	NHL	70	19	27	46	8	6	0	4	4	0
1953-54	Detroit	NHL	62	16	33	49	18	12	5	1	6	0
1954-55	Detroit	NHL	70	15	30	45	28	11	2	4	6	17
1955-56	Detroit	NHL	70	16	34	50	39	10	2	4	6	2
1956-57	Detroit	NHL	70	10	25	35	18	5	1	0	1	0
1957-58	Detroit	NHL	61	13	18	31	26	4	0	1	1	2
1958-59	Detroit	NHL	67	8	13	21	34
1959-60	Detroit	NHL	50	6	12	18	10
	Toronto	NHL	18	6	5	11	8	10	3	8	11	2
1960-61	Toronto	NHL	64	20	50	70	12	2	1	0	1	0
1961-62	Toronto	NHL	58	22	27	49	6	12	4	6	10	0
1962-63	Toronto	NHL	66	20	40	60	8	10	2	6	8	6
1963-64	Toronto	NHL	70	11	34	45	16	14	4	9	13	4
1964-65	Toronto	NHL	70	18	28	46	8	6	3	2	5	2
1965-66	Toronto	NHL	63	8	24	32	12	4	0	2	2	0
1966-67	Toronto	NHL	61	14	24	38	4	12	0	5	5	2
NHL Totals			1316	281	542	823	327	164	33	59	92	47




Jack Riley
Executive Director

Jack Riley, one of the top-flight executives in the National Hockey League, has made a dedicated effort in developing the Penguins to their present position as a first-rate Western Division contender.

A native of Toronto, Ontario, Riley has made all the hockey stops on the way to the NHL, including the jobs of both player and coach. The fifty-one-year-old President also served as an arena manager and President of the American Hockey League.

If experience counts, Mr. Riley has it . . . and he knows how to make it pay off.



R. Bruce Whitaker
Executive Vice President

This is Mr. Whitaker's first year as Executive Vice President of the Hockey Club of Pittsburgh. He has all the qualifications and capabilities expected of the Club's acting chief operating officer.

Last season, Bruce Whitaker was the Club's executive liason with the owners at Comac Company. The aggressive, thirty-three-year-old is a graduate of Yale University and he received his Master's Degree in Business Administration from Rutgers University in 1960. Among his past achievements is his being a junior partner at Arthur Young & Company in New York City, where he is a CPA.




Kent D. Bowen
Treasurer

This is Kent Bowen's third season as overseer of the Club's businesses and finances. Not a newcomer to either hockey or the Pittsburgh area, Mr. Bowen was born in West Virginia and is a graduate of the University of Pittsburgh.

Besides his office responsibilities, Mr. Bowen is the gentleman who found time to teach "Pete" the Penguin how to skate. We understand some of those training sessions were a little rough . . . perhaps that is why Mr. Bowen, a member of the Zoological Society, is now the designer of the only two Penguin muzzles in existence.

Kent, his lovely wife Lurette and four children live in Pittsburgh.

Charles H. Wheeler, IV
Director of Marketing



Mr. Wheeler is responsible for all the new ideas and innovations in the marketing area of the club, from the extended radio (KDKA) and television (WPGH-TV) coverage of games to special promotions and individualized tickets.

The young, twenty-seven-year-old holds a Master's Degree from the Wharton School of Finance and Commerce.

"Chuck," his wife Nancy and daughter live in Pittsburgh.

Marv Parliament
Director of Sales



Mr. Parliament is another Penguin executive staff member with experience on ice. He was born and raised in Cochrane, Ontario and moved to the U.S. when he was awarded a hockey scholarship to Colorado College. He graduated with a degree in sociology in 1964.

Now in his third year as Director of Sales, Mr. Parliament coordinates and administers season and group ticket sales, the Hockey Hound organization and the Penguins' summer hockey school at the Monroeville Mall.

Marv and his wife Francie live in Pittsburgh.

Jack Button
Assistant General Manager



This is Jack Button's second year as the Penguins' Assistant General Manager. Mr. Button managed the Penguin farm club in Amarillo, Texas before coming to Pittsburgh. Prior to going to Amarillo, the thirty-one-year-old Mr. Button served as the American Hockey League's Secretary-Treasurer and director of publicity for four seasons.

Mr. Button also held the post of publicity director with the Rochester Americans in the AHL from 1960-61 through the 1963-64 season.

Jack, his wife Bridget and their three young sons live in Pittsburgh.



C. Terry Schiffhauer
Director of Press Relations

C. Terry Schiffhauer is a native of Pittsburgh. The young twenty-seven-year-old was educated at the University of Pittsburgh at Johnstown.

The newest member to the Penguins' staff, Mr. Schiffhauer is no newcomer to either press relations or hockey. He spent six years as a sports writer-photographer with WJAC-TV and two years as the publicity director for the Eastern Hockey League Johnstown Jets.

Mr. Schiffhauer is married to the former Bernadette Babik. They have one daughter.



Ken Carson
Trainer

The best judges of a trainer's value are the coach and players with whom he works. To a man, the Penguins have nothing but praise for Ken Carson.

Although only twenty-eight, Ken has nine seasons of experience in his highly specialized field. Now in his fourth year with Pittsburgh, he's put in four years of Junior "A" and two campaigns in the pro ranks.

Ken, his wife Jean and their four children live in Pittsburgh.

THE HOCKEY CLUB OF PITTSBURGH

<i>Executive Director</i>	Jack Riley
<i>Executive Vice President</i>	R. Bruce Whitaker
<i>Coach and General Manager</i>	Leonard "Red" Kelly
<i>Treasurer</i>	Kent D. Bowen
<i>Director of Marketing</i>	Charles H. Wheeler, IV
<i>Director of Sales</i>	Marv Parliament
<i>Assistant General Manager</i>	Jack Button
<i>Director of Press Relations</i>	C. Terry Schiffhauer
<i>Director of Promotion</i>	Nancy C. Glynn
<i>Ticket Manager</i>	Evi Metcalf
<i>Director of Professional Scouting</i>	George "Red" Sullivan
<i>Director of Amateur Scouting</i>	Edgar "Chirp" Brenchley
<i>Trainer</i>	Ken Carson
<i>Assistant Trainer</i>	John Doolan
<i>Chief Quebec Scout</i>	Dave Lucas
<i>Chief Western Scout</i>	Clare Rothermel
<i>Team Physician</i>	Dr. John Best
<i>Team Dentist</i>	Dr. Farrell Jackson
<i>Executive Offices</i>	Civic Arena
<i>Phone (office and rink)</i>	(412) 261-4010
<i>Home Ice</i>	Civic Arena
<i>Seating Capacity</i>	12,580
<i>Location of Press Box</i>	C-32
<i>Dimensions of Rink</i>	205 feet by 85 feet
<i>Ends of Rink</i>	Herculite extends above boards all around rink
<i>Nickname</i>	Penguins
<i>Club Colors</i>	White, Light Blue and Dark Blue
<i>Uniforms</i>	Home: Base color White, trimmed with Light Blue and Navy Blue Away: Base color Light Blue, trimmed with White and Navy Blue
<i>Club trains at</i>	Brantford, Ontario, Canada
<i>Radio Station</i>	KDKA (1020)
<i>Play-by-Play Broadcaster</i>	Jim Forney
<i>TV Channel</i>	WPGH (UHF 53)
<i>Play-by-Play Broadcaster</i>	Bill Hamilton



TERRY BALL

Defense 5'8" 168 lbs.

Age: 25 (November 29, 1944)

Born: Selkirk, Manitoba

Home: Winnipeg, Manitoba

Shoots: Right

Terry Ball is starting his first year as a Penguin. He was obtained from Philadelphia in an off-season trade for George Swarbrick. Ball is considered a good puck handler and point man on power plays. He scored 7 goals and picked up 18 assists in 61 games with the Flyers last year. The native of Selkirk, Manitoba, played his junior hockey with Kitchener of the OHA and then turned professional in 1964 with the New York Rangers organization. Ball was drafted by Philadelphia from New York in the 1967 Expansion Draft. He spent two seasons with Quebec of the AHL before joining the Flyers last season. He was an all-around athlete in high school, playing baseball, football, soccer and lacrosse. Terry and his wife, Leslie, live in Winnipeg in the off-season. They are the parents of two sons.



PROFESSIONAL RECORD

Season	Club	Lea	Regular Schedule					Playoffs				
			GP	G	A	TP	PIM	GP	G	A	TP	PIM
1963-64	Vancouver	WHL	8	0	2	2	4
1964-65	St. Paul	CHL	1	0	0	0	0
1965-66	Minnesota	CHL	7	1	0	1	17
1966-67	Omaha	CHL	70	5	15	20	78	5	1	0	1	2
1967-68	Philadelphia	NHL	1	0	0	0	0
	Quebec	AHL	72	3	39	42	99	15	1	7	8	22
1968-69	Quebec	AHL	74	14	45	59	72	15	8	8	16	8
1969-70	Quebec	AHL	10	3	5	8	8
	Philadelphia	NHL	61	7	18	25	20
NHL Totals			62	7	18	25	20



ANDY BATHGATE

Right Wing 6'0" 180 lbs.

Age: 38 (August 28, 1932)

Born: Winnipeg, Manitoba


Home: Bramalea, Ontario

Shoots: Right

Andy Bathgate, according to the NHL record, is the tenth all-time goal scorer, fourth all-time in assists and sixth all-time in points. He turned pro in 1952, and spent 12 seasons with the Rangers. He still holds single season records for goals, assists, points and all-time Ranger scoring marks. The four-time All Star won the Hart Trophy in 1958-59. He went to Toronto in 1964, Detroit in 1965, and was drafted by Pittsburgh in the 1967 expansion. Bathgate played for the Penguins in 1967-68, and played the past two years on loan for Vancouver in the WHL.

PROFESSIONAL RECORD

Season	Club	Lea	Regular Schedule					Playoffs				
			GP	G	A	TP	PIM	GP	G	A	TP	PIM
1952-53	NY Rangers	NHL	18	0	1	1	6
	Vancouver	WHL	37	13	13	26	29	9	11	4	15	2
1953-54	Vancouver	WHL	17	12	10	22	6
	NY Rangers	NHL	20	2	2	4	18
1954-55	Cleveland	AHL	36	13	19	32	44	9	3	5	8	8
	NY Rangers	NHL	70	20	20	40	37
1955-56	NY Rangers	NHL	70	19	47	66	59	5	1	2	3	2
1956-57	NY Rangers	NHL	70	27	50	77	60	5	2	0	2	27
1957-58	NY Rangers	NHL	65	30	48	78	42	6	5	3	8	6
1958-59	NY Rangers	NHL	70	40	48	88	48
1959-60	NY Rangers	NHL	70	26	48	74	28
1960-61	NY Rangers	NHL	70	29	48	77	22
1961-62	NY Rangers	NHL	70	28	56	84	44	6	1	2	3	4
1962-63	NY Rangers	NHL	70	35	46	81	54
1963-64	NY Rangers	NHL	56	16	43	59	26
	Toronto	NHL	15	3	15	18	8	14	5	4	9	25
1964-65	Toronto	NHL	55	16	29	45	34	6	1	0	1	6
1965-66	Detroit	NHL	70	15	32	47	25	12	6	3	9	6
1966-67	Pittsburgh	AHL	6	4	6	10	7
	Detroit	NHL	60	8	23	31	24
1967-68	Pittsburgh	NHL	74	20	39	59	55
1968-69	Vancouver	WHL	71	37	36	73	44	8	3	5	8	5
1969-70	Vancouver	WHL	72	40	68	108	66	11	3	9	12	22
NHL Totals			1065	374	663	1037	656	65	24	23	47	98





LES BINKLEY

Goaltender 6'0" 175 lbs.
 Age: 34 (June 6, 1936)
 Born: Owen Sound, Ontario
 Home: Walkerton, Ontario
 Shoots: Right

Les Binkley will be starting his fourth season as a Penguin goalie. His teammates describe him as a real leader both on and off the ice. "Bink" is always willing to work with the team after practice. The players get a chance to practice breakaways while Binkley works just as hard trying to stop a one-on-one rush. After several years in minor league hockey and a season as trainer for Cleveland (AHL), Binkley finally got his chance to play pro and spent most of seven seasons with Cleveland. After a year with San Diego, Binkley joined the Penguins and has been a standout since his debut. He holds the team record for career shutouts with 9. Bink also broke into the scoring column with an assist last season. Les was in goal for all four playoff victories against Oakland, and in 7 games he turned in an outstanding 2.10 average before being sidelined with an injury. During the off-season he underwent a successful knee operation. Binkley and his wife, Eleanor, and their three children reside in Walkerton, Ontario during the summer.

PROFESSIONAL RECORD

Season	Club	Lea	Regular Schedule				Playoffs			
			GP	GA	SO	GAPG	GP	GA	SO	GAPG
1958-59	Cleveland	AHL	1	3	0	3.00
1960-61	Cleveland	AHL	8	11	0	1.38	4	18	0	4.50
1961-62	Cleveland	AHL	60	181	5	3.02
1962-63	Cleveland	AHL	63	203	4	3.22	7	22	1	3.14
1963-64	Cleveland	AHL	65	180	3	2.77
1964-65	Cleveland	AHL	40	152	0	3.91
1965-66	Cleveland	AHL	66	192	2	2.93	12	27	1	2.33
1966-67	San Diego	WHL	53 1/3	190	1	3.56
1967-68	Pittsburgh	NHL	52 1/3	151	6	2.88
1968-69	Pittsburgh	NHL	48	158	0	3.29
1969-70	Pittsburgh	NHL	27	79	3	3.21	7	15	0	2.10
NHL Totals			127 1/3	388	9	3.05	7	15	0	2.10





BOB BLACKBURN

Defense 5'11" 180 lbs.


Age: 32 (February 1, 1938)

Born: Rouyn, Quebec

Home: Haileybury, Ontario

Shoots: Left

Bob Blackburn, a former Eddie Shore Plaque winner, will be wearing the Pittsburgh colors for the second time this season. After ten years in the minors, "Blackie" finally got a chance to play in the big leagues. His uncanny ability to drop to the ice to block opposing shots has earned him a great deal of respect. His fine defensive plays eliminate a lot of screen shots on Pittsburgh goalies. Blackburn won the Eddie Shore Award as the AHL's best defenseman in 1968-69, and was then drafted from New York by the Penguins. In the off-season he lives in Haileybury, Ontario where his summer activities include softball, hunting and fishing. He and his wife Jacqueline have three children.



PROFESSIONAL RECORD

Season	Club	Lea	Regular Schedule					Playoffs				
			GP	G	A	TP	PIM	GP	G	A	TP	PIM
1958-59	Quebec	QHL	29	1	1	2	36
1959-60	Kingston	EPHL	27	0	7	7	41
	Providence	AHL	37	0	2	2	8
1960-61	Providence	AHL	50	1	5	6	53
1961-62	Providence	AHL	64	1	11	12	157	3	0	1	1	2
1962-63	Providence	AHL	41	2	7	9	56	6	0	0	0	4
1963-64	Providence	AHL	70	2	20	22	175	3	0	2	2	4
1964-65	Providence	AHL	67	1	17	18	162
1965-66	Providence	AHL	27	0	4	4	52
	Vancouver	WHL	28	1	5	6	44	7	0	0	0	12
1966-67	Vancouver	WHL	69	2	11	13	120	8	0	4	4	16
1967-68	Buffalo	AHL	69	2	15	17	116	5	1	1	2	14
1968-69	New York	NHL	11	0	0	0	0
	Buffalo	AHL	58	3	15	18	73	6	0	1	1	14
1969-70	Pittsburgh	NHL	60	4	7	11	51	6	0	0	0	4
	Baltimore	AHL	6	0	0	0	4
NHL Totals			71	4	7	11	51	6	0	0	0	4




WALLY BOYER

Center 5'8" 165 lbs.
 Age: 33 (September 27, 1937)
 Born: Cowan, Manitoba
 Home: Toronto, Ontario
 Shoots: Left

Wally Boyer is in his sixth year in the National Hockey League. He's a hustling playmaker who becomes more valuable each season. He appears to be a tireless skater and can kill penalties or lead an attack that usually results in a score. Boyer turned pro in 1958 in the Quebec Hockey League. After spending a season with Toronto, Boyer was drafted twice in one day. Montreal drafted him, but before he had a chance to put on a uniform, Chicago claimed him. Boyer played for the Black Hawks until he was picked up by Oakland in the Expansion Draft. Boyer became Montreal property for the second time in a trade, but once again, it was short lived as he went to Pittsburgh in a trade for Al MacNeil. Wally, his wife Barbara, and their two children make their off-season home in Toronto, Ontario.



PROFESSIONAL RECORD												
Season	Club	Lea	Regular Schedule					Playoffs				
			GP	G	A	TP	PIM	GP	G	A	TP	PIM
1958-59	Ch-Royals	QHL	28	3	7	10	8	4	0	0	0	0
	N. W'minster	WHL	27	5	5	10	0
	Hershey	AHL	4	0	1	1	2
1959-60	Sudbury	EPHL	70	23	42	65	36	11	2	4	6	4
1960-61	Rochester	AHL	70	24	33	57	31
1961-62	Rochester	AHL	67	20	21	41	67	2	0	0	0	0
1962-63	Springfield	AHL	66	28	45	73	59
1963-64	Rochester	AHL	52	20	19	39	35	2	1	0	1	2
1964-65	Rochester	AHL	70	20	41	61	28	10	2	4	6	4
1965-66	Rochester	AHL	19	3	10	13	13
	Toronto	NHL	46	4	17	21	23	4	0	1	1	0
1966-67	Portland	WHL	17	7	6	13	10
	Chicago	NHL	42	5	6	11	15	1	0	0	0	0
1967-68	Oakland	NHL	74	13	20	33	44
1968-69	Pittsburgh	NHL	62	10	19	29	17
1969-70	Pittsburgh	NHL	72	11	12	23	34	10	1	2	3	0
NHL Totals			296	43	74	117	133	15	1	3	4	0



VAL FONTEYNE

Left Wing 5'9" 155 lbs.

Age: 36 (December 2, 1933)

Born: Wetaskiwin, Alberta

Home: Wetaskiwin, Alberta

Shoots: Left

Val Fonteyne is Pittsburgh's candidate for the Lady Byng Award. Since he broke in with Detroit in 1959, Val has been penalized only 13 times — an average of one penalty every 52 games. Fonteyne, one of the Penguins top penalty killers, had a productive NHL season last year — he scored 11 goals and 15 assists for 26 points. Fonteyne has played in more games than any other Pittsburgh player. He is second in assists and third in points on the all-time lists. Val spent part of two seasons with the old Hornets before being claimed in the Expansion Draft from Detroit. In the off-season, he, his wife Ann, and their two children live in Wetaskiwin, Alberta.



PROFESSIONAL RECORD

Season	Club	Lea	Regular Schedule					Playoffs				
			GP	G	A	TP	PIM	GP	G	A	TP	PIM
1954-55	N. W'minster	WHL	7	0	1	1	0
1955-56	Seattle	WHL	70	18	18	36	0
1956-57	Seattle	WHL	70	24	40	64	6	6	5	1	6	2
1957-58	Seattle	WHL	70	34	41	75	11	9	4	4	8	0
1958-59	Seattle	WHL	64	32	49	81	2	12	6	5	11	0
1959-60	Detroit	NHL	69	4	7	11	2	6	0	4	4	0
1960-61	Detroit	NHL	66	6	11	17	4	11	2	3	5	0
1961-62	Detroit	NHL	70	5	5	10	4
1962-63	Detroit	NHL	67	6	14	20	2	11	0	0	0	0
1963-64	New York	NHL	69	7	18	25	4
1964-65	Baltimore	AHL	9	2	3	5	2
	New York	NHL	27	0	1	1	2
1965-66	Pittsburgh	AHL	12	5	7	12	6
	Detroit	NHL	59	5	10	15	0	12	1	0	1	4
1966-67	Pittsburgh	AHL	17	5	11	16	0	9	3	5	8	4
	Detroit	NHL	28	1	1	2	0
1967-68	Pittsburgh	NHL	69	6	28	34	0
1968-69	Pittsburgh	NHL	74	12	17	29	2
1969-70	Pittsburgh	NHL	68	11	15	26	2	10	0	2	2	0
	NHL Totals		682	65	132	197	26	55	3	10	13	4



NICK HARBARUK

Right Wing 6'0" 190 lbs.
 Age: 27 (August 16, 1943)
 Born: Drohiczyn, Poland
 Home: Toronto, Ontario
 Shoots: Right

Nick Harbaruk is one of the very few European-born players in the National Hockey League. Nick is a durable player who has never missed a pro game because of illness or injury. The Civic Arena holds special memories for him: He played his first professional game in 1961 with the Hornets and last year played his first NHL game in the Pittsburgh rink. Nick scored only five goals last year, but came alive in the playoffs and scored three goals to help the Pens eliminate Oakland in the first round. Harbaruk immigrated to Toronto as a child and played all of his amateur hockey in the Toronto system. Nick is a graduate of Tulsa University and was drafted by Pittsburgh from Vancouver of the Western Hockey League. He, his wife Nancy and their daughter make their home in Toronto during the summer months.



PROFESSIONAL RECORD

Season	Club	Lea	Regular Schedule					Playoffs				
			GP	G	A	TP	PIM	GP	G	A	TP	PIM
1961-62	Pittsburgh	AHL	1	0	0	0	0
1962-64	Out of Professional Hockey											
1964-65	Rochester	AHL	2	0	0	0	0
	Tulsa	CHL	67	27	43	70	65	12	5	8	13	25
1965-66	Tulsa	CHL	70	20	46	66	97	11	1	4	5	10
1966-67	Tulsa	CHL	70	14	26	40	84
1967-68	Tulsa	CHL	54	20	30	50	96	11	1	6	7	14
1968-69	Vancouver	WHL	3	1	1	2	2
	Tulsa	CHL	69	26	19	45	89	7	2	5	7	18
1969-70	Pittsburgh	NHL	74	5	17	22	56	10	3	0	3	20
	NHL Totals		74	5	17	22	56	10	3	0	3	20



BRYAN HEXTALL

Center 5'11" 180 lbs.


Age: 29 (May 23, 1941)

Born: Winnipeg, Manitoba

Home: Brandon, Manitoba


Shoots: Left

Bryan Hextall comes from a real hockey family. His father was elected to the Hockey Hall of Fame last year, and his brother Dennis plays for the Oakland Seals. Hextall turned pro in 1962 and played 21 games with the New York Rangers. After a couple of years at Baltimore, Rochester and Vancouver, he was picked up by the Penguins. His acquisition added muscle to the Penguins. Bryan's tenacious fore-checking and hard-hitting keep opposing forwards honest. He suffered a broken thumb late last season, but made it back in time to help lead the Pens into the Western Division finals. During the summer months, Hextall works as a carpenter at his home in Brandon, Manitoba. He and his wife Fay have three children.



PROFESSIONAL RECORD

Season	Club	Lea	Regular Schedule					Playoffs				
			GP	G	A	TP	PIM	GP	G	A	TP	PIM
1961-62	Kitch.-Waterloo	EPHL	56	22	23	45	48	7	1	0	1	0
1962-63	NY Rangers	NHL	21	0	2	2	10
	Baltimore	AHL	50	8	14	22	26
1963-64	Baltimore	AHL	54	10	12	22	39
1964-65	Baltimore	AHL	71	13	30	43	46	5	0	2	2	6
1965-66	Vancouver	WHL	41	8	20	28	37	7	3	1	4	23
1966-67	Vancouver	WHL	61	14	42	56	60	8	3	5	8	11
1967-68	Rochester	AHL	72	24	47	71	134	11	4	10	14	13
1968-69	Vancouver	WHL	70	22	56	78	104	8	4	7	11	22
1969-70	Pittsburgh	NHL	66	12	19	31	87	10	0	1	1	34
NHL Totals			87	12	21	33	97	10	0	1	1	34



RICK KESSELL

Center 5'10" 175 lbs.

Age: 21 (July 27, 1949)

Born: Toronto, Ontario

Home: Toronto, Ontario

Shoots: Left

Rick Kessell is one of the bright young players the Penguins have future hopes on. He was the Penguins number one draft choice in 1969. He played in 8 games last year. The native of Toronto played in 53 games with Baltimore of the AHL and scored 15 goals and 21 assists for 36 points. Rick made an auspicious debut with the Penguins against Chicago. He scored the first time he was on the ice. Rick suffered a broken ankle from a water skiing accident during the off-season that hampered him at the start of training camp. His last amateur club was the Oshawa Generals of the OHA where he scored 92 points and was selected the team's most valuable player. The handsome center is a baseball, golf and water skiing enthusiast. He is still single.



PROFESSIONAL RECORD

Season	Club	Lea	Regular Schedule					Playoffs				
			GP	G	A	TP	PIM	GP	G	A	TP	PIM
1968-69	Oshawa	OHA	53	26	66	92	8
1969-70	Baltimore	AHL	53	15	21	36	6	5	1	1	2	0
	Pittsburgh	NHL	8	1	2	3	2
NHL Totals			8	1	2	3	2



LOWELL MACDONALD

Right Wing 5'11" 185 lbs.

Age: 29 (August 30, 1941)

Born: New Glasgow, Nova Scotia

Home: Thornburn, Nova Scotia


Shoots: Right

Twenty-nine-year-old Lowell MacDonald will be playing for his third NHL club this season. The Nova Scotia native turned professional with Detroit in the 1961-62 season. MacDonald was traded to Toronto in 1965 in an eight-player deal. He was drafted by the Los Angeles Kings in the 1967 Expansion Draft and played two years under current Penguin coach, "Red" Kelly. MacDonald turned in a 21 goal season with L.A. that included the first hat trick ever scored by a King. MacDonald, who has a dislike for flying, sat out most of last season. He eventually came out of retirement and played in 14 games with Springfield of the AHL. MacDonald was drafted from the Kings organization by Pittsburgh in the Intra-league Draft. He is a fine golfer and carries a 5 handicap. MacDonald, one of the few helmeted players in the league, is married and has two children.

PROFESSIONAL RECORD

Season	Club	Lea	Regular Schedule					Playoffs				
			GP	G	A	TP	PIM	GP	G	A	TP	PIM
1961-62	Detroit	NHL	1	0	0	0	2
1962-63	Detroit	NHL	26	2	1	3	8	1	0	0	0	2
	Pittsburgh	AHL	41	20	19	39	4
1963-64	Detroit	NHL	10	1	4	5	0
	Pittsburgh	AHL	59	31	29	60	6	5	3	1	4	2
1964-65	Pittsburgh	AHL	59	16	20	36	10	2	0	0	0	0
	Detroit	NHL	9	2	1	3	0
1965-66	Rochester	AHL	1	0	0	0	0
	Tulsa	CHL	57	33	25	58	4	11	5	4	9	0
1966-67	Tulsa	CHL	33	14	17	31	8
1967-68	Los Angeles	NHL	74	21	24	45	12	7	3	4	7	2
1968-69	Springfield	AHL	9	6	9	15	0
	Los Angeles	NHL	55	14	14	28	10	7	2	3	5	0
1969-70	Springfield	AHL	14	4	3	7	0	3	0	0	0	0
NHL Totals			175	40	44	84	32	15	5	7	12	4





DUNC McCALLUM

Defense 6'1" 195 lbs.

Age: 30 (March 29, 1940)

Born: Flin Flon, Manitoba

Home: Pittsburgh, Pa.

Shoots: Right

Dunc McCallum will be playing his fourth season with the Penguins. The rough, tough defenseman turned professional in 1961-62 with Seattle of the Western Hockey League. McCallum came to the Penguins in 1967, moments after the Expansion Draft was completed. He was claimed by Providence in the Reverse Draft last year, but Pittsburgh purchased his contract and the big guy is back to add muscle to the Pens. He played in only 14 games plus the playoffs last year. Dunc is a partner in a Pittsburgh insurance firm. His wife, Cheryl, and their children reside in Pittsburgh year round. Like most hockey players, Dunc is a good golfer and works in a hockey school when he is not playing.

PROFESSIONAL RECORD

Season	Club	Lea	Regular Schedule					Playoffs				
			GP	G	A	TP	PIM	GP	G	A	TP	PIM
1961-62	Seattle	WHL	69	1	12	13	82	2	1	0	1	2
1962-63	Sudbury	EPHL	62	5	20	25	153	8	1	2	3	8
1963-64	Vancouver	WHL	62	6	13	19	78
1964-65	Vancouver	WHL	68	8	11	19	104	5	1	0	1	10
1965-66	New York	NHL	2	0	0	0	2
	Vancouver	WHL	68	5	19	24	104	7	1	1	2	16
1966-67	Omaha	CHL	38	3	16	19	91	10	0	3	3	23
1967-68	Baltimore	AHL	19	3	7	10	37
	Pittsburgh	NHL	32	1	2	2	36
1968-69	Pittsburgh	NHL	62	5	13	18	81
1969-70	Pittsburgh	NHL	14	0	0	0	16	10	1	2	3	12
	Baltimore	AHL	4	2	0	2	6
NHL Totals			110	6	15	21	135	10	1	2	3	12





KEITH McCREARY

Left Wing 5'10" 175 lbs.

Age: 30 (June 19, 1940)

Born: Sundridge, Ontario

Home: Bolton, Ontario


Shoots: Left

Keith McCreary is one of the few original Penguins left from the 1967 Expansion Draft. Now in his fourth season, the blonde left winger has played in over 200 league games and is the all-time goal scoring leader with 57 in regular season play. Keith is second in points scored with an even 100. He's a rugged forward and has picked up over 150 penalty minutes as a Penguin. Keith turned pro in 1961-62 in the Montreal system before being picked up by Pittsburgh. Averaging almost 20 goals a year, he will be counted upon heavily once again this year. He has a brother, Bill, who is a member of the St. Louis Blues team. In the off-season, Keith, his wife Carole, and their two daughters live in Bolton, Ontario.



PROFESSIONAL RECORD

Season	Club	Lea	Regular Schedule				Playoffs					
			GP	G	A	TP PIM	GP	G	A	TP PIM		
1959-60	Hull-Ottawa	EPHL	5	0	0	0	0	0	0	0	0	
1960-61	Hull-Ottawa	EPHL	61	19	21	40	35	14	4	2	6	15
1961-62	Hull-Ottawa	EPHL	64	30	36	66	48	12	5	8	13	2
	Montreal	NHL	1	0	0	0	0
1962-63	Hull-Ottawa	EPHL	69	27	34	61	44	3	1	1	2	0
1963-64	Hershey	AHL	66	25	19	44	21	6	2	4	6	2
1964-65	Hershey	AHL	46	16	18	34	36	14	0	7	7	24
	Montreal	NHL	9	0	3	3	4
1965-66	Cleveland	AHL	66	18	24	42	42	12	5	4	9	8
1966-67	Cleveland	AHL	70	28	29	57	50	5	1	2	3	0
1967-68	Pittsburgh	NHL	70	14	12	26	44
1968-69	Pittsburgh	NHL	70	25	23	48	42
1969-70	Pittsburgh	NHL	60	18	8	26	67	10	0	4	4	4
NHL Totals			209	57	46	103	157	11	0	4	4	4



JIM MORRISON


Defense 5'10" 185 lbs.
 Age: 39 (October 11, 1931)
 Born: Montreal, Quebec
 Home: Toronto, Ontario
 Shoots: Left

Jimmy Morrison is as effective in his third decade of professional hockey as he was in the 1951-52 season. He formerly played for Toronto, Boston, Detroit and New York. "Mo" is a good puck handler and is often used on the point during power plays. During the summer months, Jimmy is a par golfer and teaching professional. He, his wife Wanda, and children live in Toronto during the off-season.



PROFESSIONAL RECORD

Season	Club	Lea	Regular Schedule					Playoffs				
			GP	G	A	TP	PIM	GP	G	A	TP	PIM
1951-52	Hershey-Pitts	AHL	39	8	25	33	18
	Boston	NHL	14	0	2	2	2
	Toronto	NHL	17	0	1	1	4	2	0	0	0	0
1952-53	Toronto	NHL	56	1	8	9	36
1953-54	Toronto	NHL	60	9	11	20	51	5	0	0	0	4
1954-55	Toronto	NHL	70	5	12	17	84	4	0	1	1	4
1955-56	Toronto	NHL	63	2	17	19	77	5	0	0	0	4
1956-57	Toronto	NHL	63	3	17	20	44
1957-58	Toronto	NHL	70	3	21	24	62
1958-59	Boston	NHL	70	8	17	25	42	6	0	6	6	16
1959-60	Detroit	NHL	70	3	23	26	62	6	0	2	2	0
1960-61	NY Rangers	NHL	19	1	6	7	6
	Quebec	AHL	45	9	24	33	61
1961-62	Quebec	AHL	68	8	28	36	55
1962-63	Quebec	AHL	51	5	22	27	26
1963-64	Quebec	AHL	69	11	28	39	42	9	1	0	1	0
1964-65	Quebec	AHL	52	6	21	27	66	4	0	0	0	0
1965-66	Quebec	AHL	71	11	48	59	78	6	2	3	5	8
1966-67	Quebec	AHL	70	5	45	50	37	5	1	4	5	12
1967-68	Quebec	AHL	58	4	35	39	30	15	4	12	16	14
1968-69	Baltimore	AHL	65	5	32	37	35	4	2	1	3	10
1969-70	Pittsburgh	NHL	59	5	15	20	40	8	0	3	3	10
NHL Totals			631	40	150	190	510	36	0	12	12	38



GREGORY POLIS

Left Wing 5'11" 190 lbs.

Age: 20 (August 8, 1950)

Born: Westlock, Alberta

Home: Saskatoon, Saskatchewan

Shoots: Left

After a sensational career in Junior Hockey, Greg Polis was selected by the Pittsburgh Penguins as their first draft pick in the 1970 Amateur Draft. Polis scored 48 goals and 56 assists for 104 points while playing for Estevan last year. Polis has a very strong wrist shot and scouts who have seen him play are quick to compare him to Bobby Hull, when the Golden Jet was also a rookie. If Polis lives up to his pre-season billing, Pittsburgh will have their first Rookie of the Year candidate as well as another playoff berth and possible Stanley Cup.





DEAN PRENTICE

Left Wing 5'11" 180 lbs.

Age: 38 (October 5, 1932)

Born: Schumacher, Ontario

Home: Guelph, Ontario

Shoots: Left

"Dino" was a pleasant scoring surprise for the Penguins. Drafted from Detroit, he responded with 26 goals and 51 points last season. He is the leader in both categories which earned him a spot on the Sporting News All-Star Western Division team. He received the Penguins' Sportsmanship and Playing Ability Award from his teammates. Prentice is among the all-time league leaders in games (1141), goals (322), assists (406) and points (728). He, his wife June, and two daughters live in Ontario during the off-season. Prentice is a director at two hockey schools and has future hopes on coaching.

PROFESSIONAL RECORD

Season	Club	Lea	Regular Schedule					Playoffs				
			GP	G	A	P	PM	GP	G	A	P	PM
1952-53	New York	NHL	55	6	3	9	20
1953-54	New York	NHL	52	4	13	17	18
1954-55	New York	NHL	70	16	15	31	20
1955-56	New York	NHL	70	24	18	42	44	5	1	0	1	2
1956-57	New York	NHL	68	19	23	42	38	5	0	2	2	4
1957-58	New York	NHL	38	13	9	22	14	6	1	3	4	4
1958-59	New York	NHL	70	17	33	50	11
1959-60	New York	NHL	70	32	34	66	43
1960-61	New York	NHL	56	20	25	45	17
1961-62	New York	NHL	68	22	38	60	20	3	0	2	2	0
1962-63	New York	NHL	49	13	25	38	18
	Boston	NHL	19	6	9	15	4
1963-64	Boston	NHL	70	23	16	39	37
1964-65	Boston	NHL	31	14	9	23	12
1965-66	Boston	NHL	50	7	22	29	10
	Detroit	NHL	19	6	9	15	8	12	5	5	10	4
1966-67	Detroit	NHL	68	23	22	45	18
1967-68	Detroit	NHL	69	17	38	55	42
1968-69	Detroit	NHL	74	14	20	34	18
1969-70	Pittsburgh	NHL	75	26	25	51	14	10	2	5	7	8
NHL Totals			1141	322	406	728	426	41	9	17	26	22




PITTSBURGH PENGUINS ROSTER - 1970-71

GENERAL MANAGER & COACH - LEONARD "RED" KELLY

GOALTENDERS	HGT.	WGT.	PLACE OF BIRTH	DATE	69-70 CLUB	REGULAR SEASON				PLAYOFFS					
						GP	GA	SO	AVG	GP	GA	SO	AVG		
Binkley, Les	6'0"	175	Owen Sound, Ont.	6/ 6/36	Pittsburgh	27	79	3	3.21	7	15	0	2.10		
Hoganson, Paul	5'10"	165	Toronto, Ont.	11/12/49	Baltimore (AHL)	3	5	0	1.67	—	—	—	—		
Newton, Cam	5'10"	165	Peterboro, Ont.	2/25/50	Ft. Wayne (IHL)	37	121	3	3.46	3	14	0	4.66		
Smith, Al	6'0"	195	Toronto, Ont.	11/10/45	Pittsburgh	46	129	2	3.03	3	10	0	3.33		
					Baltimore (AHL)	3	8	0	2.67	—	—	—	—		
DEFENSEMEN	HGT.	WGT.	PLACE OF BIRTH	DATE	69-70 CLUB	GP	G	A	PTS	PIM	GP	G	A	PTS	PIM
Ball, Terry	5'8"	165	Selkirk, Man.	11/29/44	Philadelphia	61	7	18	25	20	—	—	—	—	—
Bignell, Larry	5'11"	175	Edmonton, Alta.	1/ 7/50	Quebec (AHL)	10	3	5	8	8	—	—	—	—	—
Blackburn, Bob	6'0"	180	Kirkland Lake, Ont.	5/14/38	Edmonton (WCHL)	58	5	22	27	91	—	—	—	—	—
Labre, Yvon	5'11"	190	Sudbury, Ont.	11/29/49	Pittsburgh	60	4	7	11	51	6	0	0	0	4
McCallum, Dunc	6'1"	195	Flin Flon, Man.	3/29/40	Baltimore (AHL)	6	0	0	0	0	—	—	—	—	—
Morrison, Jim	5'10"	180	Montreal, Que.	10/11/31	Baltimore (AHL)	64	1	8	9	111	5	0	2	2	38
Rupp, Duane	6'1"	195	MacNutt, Sask.	3/29/38	Pittsburgh	14	0	0	0	16	10	1	2	3	12
Watson, Bryan	5'10"	170	Bancroft, Ont.	11/14/42	Baltimore (AHL)	4	2	0	2	6	—	—	—	—	—
Woytowich, Bob	5'11"	195	Winnipeg, Man.	8/18/41	Pittsburgh	59	5	15	20	40	8	0	3	3	10
					Pittsburgh	64	2	14	16	18	6	2	2	4	2
					Pittsburgh	61	1	9	10	189	10	0	0	0	17
					Baltimore (AHL)	5	1	2	3	8	—	—	—	—	—
					Pittsburgh	68	8	25	33	49	10	1	2	3	2
LEFT WINGS	HGT.	WGT.	PLACE OF BIRTH	DATE	69-70 CLUB	GP	G	A	PTS	PIM	GP	G	A	PTS	PIM
Burns, Robin	6'0"	195	Montreal, Que.	8/27/46	Montreal (AHL)	62	13	7	20	33	8	0	1	1	0
Cardwell, Steve	5'10"	175	Toronto, Ont.	8/18/50	Oshawa (OHA)	46	14	19	33	77	—	—	—	—	—
Fonteyne, Val	5'9"	155	Wetaskiwin, Alta.	12/ 2/33	Pittsburgh	68	11	15	26	2	10	0	2	2	0
Forey, Conley	6'1"	195	Montreal, Que.	10/18/50	Ottawa (OHA)	54	24	28	52	39	—	—	—	—	—
McCreary, Keith	5'10"	175	Sundridge, Ont.	6/19/40	Pittsburgh	60	18	8	26	67	10	0	4	4	4
Patenaude, Edgar	5'8"	170	Williams Lake, B.C.	10/17/49	Calgary (WCHL)	51	37	36	73	72	—	—	—	—	—
Polis, Greg	5'10"	185	Westlock, Alta.	8/ 8/50	Estevan (WCHL)	60	48	56	104	69	—	—	—	—	—
Prentice, Dean	5'11"	180	Schumacher, Ont.	10/ 5/32	Pittsburgh	75	26	25	51	14	10	2	5	7	8
Sather, Glen	5'11"	180	High River, Alta.	9/ 2/43	Pittsburgh	76	12	14	26	114	10	0	2	2	17
Stewart, John	6'0"	185	Eriksdale, Man.	5/16/50	Flin Flon (WCHL)	25	10	13	23	71	—	—	—	—	—
CENTERS	HGT.	WGT.	PLACE OF BIRTH	DATE	69-70 CLUB	GP	G	A	PTS	PIM	GP	G	A	PTS	PIM
Boyer, Wally	5'8"	170	Cowan, Man.	9/27/37	Pittsburgh	72	11	12	23	34	10	1	2	3	0
Fitchener, Robert	6'1"	190	Sudbury, Ont.	12/22/50	Brandon (WCHL)	60	20	44	64	119	—	—	—	—	—
Hextall, Bryan	5'11"	180	Winnipeg, Man.	5/23/41	Pittsburgh	66	12	19	31	87	10	0	1	1	34
Kessell, Rick	5'10"	175	Toronto, Ont.	7/27/49	Baltimore (AHL)	52	15	21	36	6	5	1	1	2	0
Schock, Ron	5'10"	175	Chapleau, Ont.	12/19/43	Pittsburgh	8	1	2	3	2	—	—	—	—	—
Swain, Garry	5'8"	165	Welland, Ont.	9/11/47	Pittsburgh	76	8	21	29	40	10	1	6	7	7
Zaine, Rod	5'10"	180	Ottawa, Ont.	5/18/46	Baltimore (AHL)	72	4	9	13	26	5	0	0	0	2
					Baltimore (AHL)	53	19	23	42	36	5	1	2	3	4
RIGHT WINGS	HGT.	WGT.	PLACE OF BIRTH	DATE	69-70 CLUB	GP	G	A	PTS	PIM	GP	G	A	PTS	PIM
Bathgate, Andy	6'0"	180	Winnipeg, Man.	8/28/32	Vancouver (WHL)	72	40	68	108	66	16	7	5	12	8
Harbaruk, Nick	6'0"	185	Drohiczyn, Poland	8/16/43	Pittsburgh	74	5	17	22	56	10	3	0	3	20
MacDonald, Lowell	5'10"	185	New Glasgow, N.S.	8/30/41	Springfield (AHL)	14	4	3	7	8	—	—	—	—	—
Pronovost, Jean	5'11"	180	Shawinigan Falls, Que.	12/18/45	Pittsburgh	72	20	21	41	45	10	3	4	7	2
Schinkel, Ken	5'10"	170	Jansen, Sask.	11/27/32	Pittsburgh	72	20	25	45	19	10	4	1	5	4
Snell, Ron	5'10"	160	Regina, Sask.	8/11/48	Baltimore (AHL)	68	24	29	53	40	5	0	0	0	2
					Pittsburgh	3	0	1	1	0	—	—	—	—	—


4 GOALTENDERS ... 9 DEFENSEMEN ... 10 LEFT WINGS ... 7 CENTERS ... 6 RIGHT WINGS ... 36 TOTAL



JEAN PRONOVOST

Right Wing 5'11" 180 lbs.
 Age: 24 (December 18, 1945)
 Born: Shawinigan Falls, Quebec
 Home: Beauharnois, Quebec
 Shoots: Right

Jean Pronovost will be starting his third season with the Penguins. "Pronie" hit the magic 20 goal mark last year and earned respect around the league as a hard-skating, hard-working forward. Jean, a brother of former NHL defenseman, Marcel Pronovost, was named the Pens' Most Valuable Player last year and shared the "Player's Player" award with Dean Prentice. Jean plays fastball in the summer and taught at this year's Pittsburgh hockey school. Jean, his wife, Diane, and son make their off-season home in Beauharnois, Quebec near Montreal.



PROFESSIONAL RECORD

Season	Club	Lea	Regular Schedule					Playoffs				
			GP	G	A	TP	PIM	GP	G	A	TP	PIM
1966-67	Oklahoma City	CHL	68	21	24	45	81	11	5	2	7	12
1967-68	Oklahoma City	CHL	49	25	25	50	41	7	3	4	7	6
1968-69	Pittsburgh	NHL	76	16	25	41	41
1969-70	Pittsburgh	NHL	72	20	21	41	45	10	3	4	7	2
NHL Totals			148	36	46	82	86	10	3	4	7	2



DUANE RUPP

Defense 6'1" 195 lbs.


Age: 32 (March 29, 1938)

Born: MacNutt, Saskatchewan

Home: Pittsburgh, Pa.


Shoots: Left

Duane Rupp is one of the Penguins' defensive corps mainstays. Now in his third year with the Pens, "Ruppy" formerly played with the New York Rangers, Toronto Maple Leafs and Minnesota North Stars. Rupp came to Pittsburgh in 1969 in a trade for Leo Boivin, who went to Minnesota. Rupp was credited with being one of the players responsible for the Penguins surge to the top of the Western Division last year. Duane, his wife Mary, and their children reside in Pittsburgh where he works as a sales representative. Duane has already played for two Calder Cup championship teams as well as one Canadian Junior champion. He's now looking forward to playing for a Stanley Cup winner.



PROFESSIONAL RECORD

Season	Club	Lea	Regular Season					Playoffs				
			GP	G	A	TP	PIM	GP	G	A	TP	PIM
1960-61	Kitch.-Waterloo	EPHL	69	10	14	24	26	7	1	1	2	6
1961-62	Springfield	AHL	27	7	9	16	10
	Vancouver	WHL	35	3	13	16	14
1962-63	NY Rangers	NHL	2	0	0	0	0
	Baltimore	AHL	71	4	17	21	42	3	0	2	1	11
1963-64	Balt.-Roch.	AHL	76	3	13	16	81	2	0	1	1	0
1964-65	Toronto	NHL	2	0	0	0	0
	Rochester	AHL	71	4	30	34	50	10	1	7	8	18
1965-66	Rochester	AHL	70	7	34	41	86	12	0	8	8	30
	Toronto	NHL	2	0	1	1	0
1966-67	Rochester	NHL	3	0	0	0	0
	Toronto	AHL	59	7	35	42	84	13	0	5	5	13
1967-68	Toronto	NHL	71	1	8	9	42
1968-69	Minnesota	NHL	29	2	1	3	8
	Cleveland	AHL	13	3	6	9	38
	Pittsburgh	NHL	30	3	10	13	24
1969-70	Pittsburgh	NHL	64	2	14	16	18	6	2	2	4	2
	NHL Totals		203	8	34	42	94	6	2	2	4	2



GLEN SATHER

Left Wing 5'11" 180 lbs.

Age: 27 (September 2, 1943)

Born: High River, Alberta

Home: Calgary, Alberta

Shoots: Left

Glen Sather is a product of the Boston Bruins organization. Their rough and ready hockey style has made Sather one of the most aggressive players in the Pittsburgh lineup. Sather was drafted by the Penguins from Boston in the Intra-league Draft and the rugged winger responded with 12 goals. He also racked up 114 penalty minutes because of his aggressive style of play. "Slats" was a teammate of Jean Pronovost at Oklahoma City, where the Blazers won two CHL titles. Sather also played on a Canadian Junior Memorial Cup team. His off-season activities are enough to give a coach the jitters; he is a mountain climber and participates in glacier and alpine skiing. In the off-season he and his wife, Ann, reside in Baniff, Alberta, where Glen operates a hockey school.



PROFESSIONAL RECORD


Season	Club	Lea	Regular Schedule					Playoffs				
			GP	G	A	TP	PIM	GP	G	A	TP	PIM
1964-65	Memphis	CHL	69	19	29	48	98
1965-66	Okla. City	CHL	64	13	12	25	76	9	4	4	8	14
1966-67	Boston	NHL	5	0	0	0	0
1966-67	Okla. City	CHL	57	14	19	33	147	11	2	6	8	24
1967-68	Boston	NHL	65	8	12	20	34	3	0	0	0	0
1968-69	Boston	NHL	76	4	11	15	67	10	0	0	0	18
1969-70	Pittsburgh	NHL	76	12	14	26	114	10	0	2	2	17
NHL Totals			222	24	37	61	215	23	0	2	2	35



KEN SCHINKEL

Right Wing 5'10" 170 lbs.
 Age: 37 (November 27, 1932)
 Born: Jansen, Saskatchewan
 Home: Fonthill, Ontario
 Shoots: Right

Ken Schinkel is one of the original Penguins. This is his 17th year in pro hockey, but last year's 20 goal output was "Schink's" best performance since breaking in with the Rangers. Schinkel leads the Penguins all-time scoring department and is the top playmaker with 84 career assists. Schinkel is also in the Pens' record book for scoring two hat tricks, one on a night he was shadowing Chicago's super star, Bobby Hull. Ken is married and he and his wife, Shirley, and three children live in Fonthill, Ontario in the off-season.



PROFESSIONAL RECORD

Season	Club	Lea	Regular Schedule				Playoffs					
			GP	G	A	TP	PIM	GP	G	A	TP	PIM
1953-54	Springfield	QHL	39	3	14	17	6
	Syracuse	AHL	28	7	14	21	4
1954-55	Out of Prof. Hockey											
1955-56	Springfield	AHL	57	18	16	34	42
1956-57	Springfield	AHL	64	22	36	58	2
1957-58	Springfield	AHL	70	11	27	38	40	13	3	3	6	2
1958-59	Springfield	AHL	70	43	42	85	19
1959-60	New York	NHL	69	13	16	29	27
1960-61	New York	NHL	38	2	6	8	18
	Springfield	AHL	28	13	8	21	25	7	3	3	6	9
1961-62	New York	NHL	65	7	21	28	17	2	1	0	1	0
1962-63	New York	NHL	69	6	9	15	15
1963-64	New York	NHL	4	0	0	0	0
	Baltimore	AHL	64	23	33	56	35
1964-65	Baltimore	AHL	72	30	41	71	16	5	1	2	3	0
1965-66	Baltimore	AHL	72	30	45	75	31
1966-67	Baltimore	AHL	51	25	31	56	29
	New York	NHL	20	6	3	9	0	4	0	1	1	0
1967-68	Pittsburgh	NHL	57	14	25	39	19
1968-69	Pittsburgh	NHL	76	18	34	52	18
1969-70	Pittsburgh	NHL	72	20	25	45	19	10	4	1	5	4
NHL Totals			470	86	139	225	133	16	5	2	7	4



RON SCHOCK


Center 5'10" 175 lbs.
 Age: 26 (December 19, 1943)
 Born: Chapleau, Ontario
 Home: Niagara Falls, Ontario
 Shoots: Left

Ron Schock is another product of the Boston Bruins organization which teaches hard checking and aggressive play. After four seasons of play with Boston and two more with St. Louis, the blonde center learned his lessons well. Ron is one of the most popular Penguins. He was acquired before the 1969-70 season and fitted right in with coach Red Kelly's style of play and checking. Schock also killed penalties and was often used on the power plays. In the off-season Ron attends college and is an ardent golfer. He and his wife, Jane, and their two children make their summer home in Niagara Falls, Ontario.



PROFESSIONAL RECORD

Season	Club	Lea	Regular Schedule					Playoffs				
			GP	G	A	TP	PIM	GP	G	A	TP	PIM
1962-63	Kingston	EPHL	1	0	1	1	0
1963-64	Minneapolis	CHL	2	0	3	3	0
	Boston	NHL	5	1	2	3	0
1964-65	Boston	NHL	33	4	7	11	14
1965-66	Boston	NHL	13	3	1	4	6
	San Francisco	WHL	43	11	21	32	28	7	1	5	6	6
1966-67	Boston	NHL	66	10	20	30	8
1967-68	St. Louis	NHL	55	9	9	18	17	12	1	2	3	0
	Kansas City	CHL	10	2	8	10	2
1968-69	St. Louis	NHL	67	12	27	39	14	12	1	2	3	6
1969-70	Pittsburgh	NHL	76	8	21	29	40	10	1	6	7	7
NHL Totals			315	47	87	134	99	34	3	10	13	13



AL SMITH


Goalie 6'1" 200 lbs.
 Age: 24 (November 10, 1945)
 Born: Toronto, Ontario
 Home: Toronto, Ontario
 Shoots: Left

After an outstanding rookie season, goalie Al Smith is ready for his second full year in the NHL. The Toronto native was drafted from the Maple Leafs and played in 46 regular season games last year. Al is the club's morale booster and is noted for his quick wit and humor. "Smitty" is quick to come to the aid of his teammates and received a few major penalties for fighting last year. The combination of Smith and Les Binkley give the Penguins an outstanding goaltending duo. Al lives in his hometown of Toronto with his wife, Karen, and their two sons. He spends most of the summer months working at hockey schools.



PROFESSIONAL RECORD

Season	Club	Lea	Regular Schedule				Playoffs			
			GP	GA	SO	AVG	GP	GA	SO	AVG
1965-66	Toronto	NHL	1 1/3	2	0	1.20
1966-67	Toronto	NHL	1	5	0	5.00
	Victoria	WHL	55 1/3	180	6	3.26	6	19	0	2.82
1967-68	Tulsa	CHL	38	126	0	3.32	4	11	0	2.75
1968-69	Toronto	NHL	5 2/3	16	0	2.87
	Tulsa	CHL	8	22	0	2.87
1969-70	Rochester	AHL	33	114	2	3.45
	Pittsburgh	NHL	46	129	2	3.03	3	10	0	3.33
NHL Totals			54	152	2	2.81	3	10	0	3.33



RON SNELL

Right Wing 5'10" 160 lbs.

Age: 22 (August 11, 1948)

Born: Regina, Saskatchewan

Home: Regina, Saskatchewan


Shoots: Right

Ronnie Snell has only played in a handful of games in the NHL, but his scoring record is almost a point a game. Ron made his first appearance in 1969 and promptly scored three goals in four games. Last year he scored 24 goals at Baltimore and played in just three games with Pittsburgh. Snell is one of the young players that Pittsburgh will be watching in the future. Ron plays baseball and golf and attends the University of Saskatchewan during the summer. He is also one of the few eligible bachelors on the club.



PROFESSIONAL RECORD


Season	Club	Lea	Regular Season					Playoffs				
			GP	G	A	TP	PIM	GP	G	A	TP	PIM
1968-69	Amarillo	CHL	69	26	19	45	43
	Pittsburgh	NHL	4	3	1	4	6
1969-70	Baltimore	AHL	68	24	29	53	40	5	0	0	0	2
	Pittsburgh	NHL	3	0	1	1	0
NHL Totals			7	3	2	5	6



BRYAN WATSON


Defense 5'10" 170 lbs.
 Age: 27 (November 14, 1942)
 Born: Bancroft, Ontario
 Home: Bancroft, Ontario
 Shoots: Right

Bryan Watson answers to the name of either "Super Pest" or "Bugsy." When trouble breaks out on the ice, this popular backliner doesn't need an invitation. Bryan will be starting his third season with Pittsburgh after coming to the Pens in a trade from Oakland. He is the all-time penalty leader with 224 minutes. He serves as the "policeman" that every club needs. Watson broke in with Montreal and played with Detroit and Oakland before coming to Pittsburgh. He and his wife, Lindy, and their son live in Bryan's hometown of Bancroft, Ontario during the off-season. Like so many of his teammates, Bryan is in the hockey school business during the summer.



PROFESSIONAL RECORD

Season	Club	Lea	Regular Schedule					Playoffs				
			GP	G	A	TP	PIM	GP	G	A	TP	PIM
1962-63	Hull-Ottawa	EPHL	3	1	1	2	0
1963-64	Omaha	CHL	9	1	1	2	12
	Mtl. Canadiens	NHL	39	0	2	2	18	6	0	0	0	2
1964-65	Quebec	AHL	64	1	16	17	186	5	0	0	0	35
	Mtl. Canadiens	NHL	5	0	1	1	7
1965-66	Detroit	NHL	70	2	7	9	133	12	2	0	2	30
1966-67	Memphis	CHL	16	1	3	4	76
	Detroit	NHL	48	0	1	1	66
1967-68	Mtl. Canadiens	NHL	12	0	1	1	9
	Cleveland	AHL	12	2	4	6	22
	Houston	CHL	50	2	37	39	293
1968-69	Oakland	NHL	50	2	3	5	97
	Pittsburgh	NHL	18	0	4	4	35
1969-70	Pittsburgh	NHL	61	1	9	10	189	10	0	0	0	17
NHL Totals			303	5	28	33	554	28	2	0	2	49



BOB WOYTOWICH

Defense 5'11" 195 lbs.


Age: 29 (August 18, 1941)

Born: Winnipeg, Manitoba

Home: Winnipeg, Manitoba

Shoots: Right

Bob Woytowich, the hero of the "Polish Army" fan club is back for his third year with Pittsburgh. Bob formerly played with Boston and Minnesota before coming to Pittsburgh. Woytowich finished off a brilliant year last season by being named to the Sporting News Western Division All-Star team. Bob also played for the West in the All-Star game last year. He scored 8 goals and 25 assists for 33 points to lead Penguin defensemen in scoring last year. Bob and his wife, Marilyn, and two children live in his native Winnipeg in the off-season where he works in public relations.



PROFESSIONAL RECORD												
Season	Club	Lea	Regular Season					Playoffs				
			GP	G	A	TP	PIM	GP	G	A	TP	PIM
1960-61	Seattle	WHL	2	0	0	0	0
1962-63	Sudbury	EPHL	71	17	27	44	69	8	0	3	3	0
1963-64	St. Paul	CHL	68	9	31	40	101	11	2	4	6	8
1964-65	Hershey	AHL	48	5	21	26	56
	Boston	NHL	21	2	10	12	16
1965-66	Boston	NHL	68	2	17	19	75
1966-67	Boston	NHL	64	2	7	9	43
1967-68	Minnesota	NHL	66	4	17	21	63	14	0	1	1	18
1968-69	Pittsburgh	NHL	71	9	20	29	62	10
1969-70	Pittsburgh	NHL	68	8	25	33	49	10	1	2	3	2
NHL Totals			358	27	96	123	308	24	1	3	4	20



ROD ZAINE

Center 5'10" 180 lbs.
 Age: 24 (May 18, 1946)
 Born: Ottawa, Ontario
 Home: Ottawa, Ontario
 Shoots: Left

Rookie Rod Zaine has played for several championship clubs in his brief career and he hopes to play for another winner this year with Pittsburgh. Rod turned pro last season with Baltimore and scored 19 goals in 53 games before suffering a fractured jaw. The handsome center spent two years playing with the Canadian National team against international competition. The Ottawa native lists golf and fastball as his hobbies and he coaches little league baseball teams. Zaine is a bachelor.



PROFESSIONAL RECORD												
Season	Club	Lea	Regular Schedule					Playoffs				
			GP	G	A	TP	PIM	GP	G	A	TP	PIM
1969-70	Baltimore	AHL	53	19	23	42	36	5	1	2	3	4



CAM NEWTON

Goalie 5'10" 165 lbs.
Age: 20 (February 25, 1950)
Born: Peterboro, Ontario
Home: Fenelon Falls, Ontario
Shoots: Right

Cam Newton was the 103rd player picked in the 1970 Amateur Draft, but the Ontario youngster may be a "diamond in the rough". He is currently on the Amarillo Wranglers roster for more seasoning and experience. Newton came to the Penguins camp after playing for the Toronto Marlboros and the Kitchener Rangers in Junior "A". Newton was very impressive in exhibition play and should get the call to Pittsburgh should regular goalies Les Binkley or Al Smith falter or get injured. Cam is a stand-up goalie and has a very competitive attitude. When Newton arrives, Pittsburgh will know all about him.



JOHN STEWART

Left Wing 6'0" 185 lbs.
Age: 20 (May 16, 1950)
Born: Eriksdale, Manitoba
Home:
Shoots: Left

John Stewart was the Penguins second draft choice of the 1970 Amateur Draft and his versatility should enable him to play a lot of hockey this year. Stewart is primarily a left wing, but since reporting to training camp he has been also working out at the center slot. The husky rookie played in only 25 games last year with Flin Flon of the WCHL. A broken leg put him out of action early in the season. Stewart is a rugged player and has already earned his first major penalty in the NHL in his first game. If Stewart can handle the center position, he should be in Pittsburgh for a long time and give the Pens two top rookies for 1970-71.

NHL FINAL STANDINGS

1969-1970 FINAL STANDINGS

	GP	WEST DIVISION			GF	GA	PTS
		W	L	T			
St. Louis	76	37	27	12	224	179	86
Pittsburgh	76	26	38	12	182	238	64
Minnesota	76	19	35	22	224	257	60
Oakland	76	22	40	14	169	243	58
Philadelphia	76	17	35	24	197	225	58
Los Angeles	76	14	52	10	168	290	38

	GP	EAST DIVISION			GF	GA	PTS
		W	L	T			
Chicago	76	45	22	9	250	170	99
Boston	76	40	17	19	277	216	99
Detroit	76	40	21	15	246	199	95
New York	76	38	22	16	246	189	92
Montreal	76	38	22	16	244	201	92
Toronto	76	29	34	13	222	242	71

HOME — AWAY RECORD

	GP	W	L	T	GF	GA	PTS
Home	38	17	13	8	105	108	42
Away	38	9	25	4	77	130	22
Total	76	26	38	12	182	238	64

PENGUINS' 1969-1970 TEAM-BY-TEAM RECORDS

PITTSBURGH	GP	WEST DIVISION			GF	GA	PTS
		W	L	T			
vs. Los Angeles	8	6	2	0	20	11	12
vs. Minnesota	8	5	2	1	33	27	11
vs. Oakland	8	2	3	3	22	26	7
vs. Philadelphia	8	5	1	2	27	21	12
vs. St. Louis	8	1	5	2	11	28	4
Total	40	19	13	8	113	113	46

PITTSBURGH	GP	EAST DIVISION			GF	GA	PTS
		W	L	T			
vs. Boston	6	0	5	1	9	21	1
vs. Chicago	6	0	6	0	7	27	0
vs. Detroit	6	2	4	0	17	21	4
vs. Montreal	6	2	4	0	15	19	4
vs. New York	6	1	4	1	7	18	3
vs. Toronto	6	2	2	2	14	19	6
Total	36	7	25	4	69	125	18

PENGUINS' TEAM-BY-TEAM HOME RECORDS

PITTSBURGH	GP	WEST DIVISION			GF	GA	PTS
		W	L	T			
vs. Los Angeles	4	4	0	0	11	4	8
vs. Minnesota	4	3	1	0	15	11	6
vs. Oakland	4	2	0	2	13	10	6
vs. Philadelphia	4	3	0	1	16	9	7
vs. St. Louis	4	1	1	2	9	12	4
Total	20	13	2	5	64	46	31

PITTSBURGH	GP	EAST DIVISION			GF	GA	PTS
		W	L	T			
vs. Boston	3	0	2	1	7	12	1
vs. Chicago	3	0	3	0	4	12	0
vs. Detroit	3	1	2	0	7	10	2
vs. Montreal	3	2	1	0	8	8	4
vs. New York	3	0	3	0	4	10	0
vs. Toronto	3	1	0	2	11	10	4
Total	18	4	11	3	41	62	11

PENGUINS' TEAM-BY-TEAM ROAD RECORDS

PITTSBURGH	GP	WEST DIVISION			GF	GA	PTS
		W	L	T			
vs. Los Angeles	4	2	2	0	9	7	4
vs. Minnesota	4	2	1	1	18	16	5
vs. Oakland	4	0	3	1	9	16	1
vs. Philadelphia	4	2	1	1	11	12	5
vs. St. Louis	4	0	4	0	2	16	0
Total	20	6	11	3	49	67	15

PITTSBURGH	GP	EAST DIVISION			GF	GA	PTS
		W	L	T			
vs. Boston	3	0	3	0	2	9	0
vs. Chicago	3	0	3	0	3	15	0
vs. Detroit	3	1	2	0	10	11	2
vs. Montreal	3	0	3	0	7	11	0
vs. New York	3	1	1	1	3	8	3
vs. Toronto	3	1	2	0	3	9	2
Total	18	3	14	1	28	63	7

PENGUINS' RECORD BY MONTHS

MONTH	GP	Overall				PTS
		W	L	T	PTS	
October	8	1	4	3	5	
November	13	5	6	2	12	
December	12	5	7	0	10	
January	13	3	7	3	9	
February	13	8	5	0	16	
March	14	3	7	4	10	
April	3	1	2	0	2	
Total	76	26	38	12	64	

MONTH	Home					Away				
	GP	W	L	T	PTS	GP	W	L	T	PTS
October	4	0	1	3	3	4	1	3	0	2
November	7	4	3	0	8	6	1	3	2	4
December	6	3	3	0	6	6	2	4	0	4
January	7	2	2	3	7	6	1	5	0	2
February	6	5	1	0	10	7	3	4	0	6
March	6	2	2	2	6	8	1	5	2	4
April	2	1	1	0	2	1	0	1	0	0
Total	38	17	13	8	42	38	9	25	4	22

PENGUINS' RECORD BY DAYS

DAY	GP	Overall				PTS
		W	L	T	PTS	
Sunday	17	4	9	4	12	
Monday	0	0	0	0	0	
Tuesday	2	1	1	0	2	
Wednesday	23	8	10	5	21	
Thursday	7	2	5	0	4	
Friday	2	1	1	0	2	
Saturday	25	10	12	3	23	
Total	76	26	38	12	64	

DAY	Home					Away				
	GP	W	L	T	PTS	GP	W	L	T	PTS
Sunday	5	2	1	2	6	12	2	8	2	6
Monday	0	0	0	0	0	0	0	0	0	0
Tuesday	1	1	0	0	2	1	0	1	0	0
Wednesday	14	5	6	3	13	9	3	4	2	8
Thursday	1	1	0	0	2	6	1	5	0	2
Friday	0	0	0	0	0	2	1	1	0	2
Saturday	17	8	6	3	19	8	2	6	0	4
Total	38	17	13	8	42	38	9	25	4	22

1969-70 GAME-BY-GAME RESULTS*

GAME	DAY	DATE	OPPONENT	SCORE	RESULT	W-L-T
1	Sat.	Oct. 11	OAKLAND	2-2	T	
2	Wed.	Oct. 15	PHILADELPHIA	3-3	T	0-0-1
3	Sat.	Oct. 18	BOSTON	3-3	T	0-0-2
4	Sun.	Oct. 19	Boston	0-4	L	0-0-3
5	Tue.	Oct. 21	Oakland	3-4	L	0-1-3
6	Wed.	Oct. 22	Los Angeles	0-2	L	0-2-3
7	Sat.	Oct. 25	Minnesota	4-1	L	0-3-3
8	Wed.	Oct. 29	NEW YORK	1-3	L	1-3-3
9	Sat.	Nov. 1	MINNESOTA	6-3	L	1-4-3
10	Sun.	Nov. 2	Detroit	3-4	L	2-4-3
11	Wed.	Nov. 5	DETROIT	2-4	L	2-5-3
12	Sat.	Nov. 8	CHICAGO	1-4	L	2-6-3
13	Wed.	Nov. 12	Toronto	3-0	L	2-7-3
14	Thur.	Nov. 13	St. Louis	0-4	L	3-7-3
15	Sat.	Nov. 15	LOS ANGELES	3-1	L	3-8-3
16	Wed.	Nov. 19	ST. LOUIS	0-4	L	4-8-3
17	Sat.	Nov. 22	PHILADELPHIA	5-3	L	4-9-3
18	Sun.	Nov. 23	Chicago	2-3	L	5-9-3
19	Wed.	Nov. 26	Minnesota	4-4	T	5-10-3
20	Sat.	Nov. 29	OAKLAND	5-3	L	5-10-4
21	Sun.	Nov. 30	Philadelphia	3-3	T	6-10-4
22	Wed.	Dec. 3	DETROIT	2-1	L	6-10-5
23	Sat.	Dec. 6	Toronto	0-5	L	7-10-5
24	Sun.	Dec. 7	TORONTO	3-2	L	7-11-5
25	Wed.	Dec. 10	Los Angeles	2-0	L	8-11-5
26	Fri.	Dec. 12	Oakland	1-4	L	9-11-5
27	Sun.	Dec. 14	Boston	1-2	L	9-12-5
28	Wed.	Dec. 17	MONTREAL	2-5	L	9-13-5
29	Sat.	Dec. 20	BOSTON	4-6	L	9-14-5
30	Sun.	Dec. 21	Philadelphia	0-4	L	9-15-5
31	Fri.	Dec. 26	New York	3-2	L	9-16-5
32	Sat.	Dec. 27	CHICAGO	0-3	L	10-16-5
33	Wed.	Dec. 31	MONTREAL	4-2	L	10-17-5
34	Sat.	Jan. 3	St. Louis	0-6	L	11-17-5
35	Sun.	Jan. 4	TORONTO	4-4	T	11-18-5
36	Wed.	Jan. 7	NEW YORK	3-5	L	11-18-6
37	Thur.	Jan. 8	Montreal	1-3	L	11-19-6
38	Sat.	Jan. 10	DETROIT	3-5	L	11-20-6
39	Wed.	Jan. 14	Chicago	0-5	L	11-21-6
40	Sat.	Jan. 17	Toronto	0-4	L	11-22-6
41	Sun.	Jan. 18	Philadelphia	6-4	L	11-23-6
42	Wed.	Jan. 21	OAKLAND	3-3	T	12-23-6
43	Sat.	Jan. 24	LOS ANGELES	4-2	L	12-23-7
44	Sun.	Jan. 25	Boston	1-3	L	13-23-7
45	Wed.	Jan. 28	TORONTO	4-4	T	13-24-7
46	Sat.	Jan. 31	ST. LOUIS	2-1	L	13-24-8
47	Sun.	Feb. 1	New York	0-6	L	14-24-8
48	Wed.	Feb. 4	Minnesota	7-5	L	14-25-8
49	Sat.	Feb. 7	LOS ANGELES	3-1	L	15-25-8
50	Sun.	Feb. 8	MINNESOTA	6-3	L	16-25-8
51	Wed.	Feb. 11	Chicago	1-7	L	17-25-8
52	Sat.	Feb. 14	BOSTON	0-3	L	17-26-8
53	Sun.	Feb. 15	Detroit	4-2	L	17-27-8
54	Tue.	Feb. 17	PHILADELPHIA	4-2	L	18-27-8
55	Thur.	Feb. 19	Los Angeles	6-1	L	19-27-8
56	Sat.	Feb. 21	Oakland	3-6	L	20-27-8
57	Wed.	Feb. 25	Montreal	2-3	L	20-28-8
58	Thur.	Feb. 26	LOS ANGELES	1-0	L	20-29-8
59	Sat.	Feb. 28	OAKLAND	3-2	L	21-29-8
60	Wed.	Mar. 4	MONTREAL	2-1	L	22-29-8
61	Thur.	Mar. 5	Detroit	3-5	L	23-29-8
62	Sat.	Mar. 7	ST. LOUIS	2-2	T	23-30-9
63	Sun.	Mar. 8	New York	0-0	T	23-30-10
64	Wed.	Mar. 11	Oakland	2-2	T	23-30-11
65	Thur.	Mar. 12	Los Angeles	1-4	L	23-31-11
66	Sat.	Mar. 14	Minnesota	3-6	L	23-32-11
67	Wed.	Mar. 18	NEW YORK	0-2	L	23-33-11
68	Thur.	Mar. 19	St. Louis	1-3	L	23-34-11
69	Sat.	Mar. 21	CHICAGO	3-5	L	23-35-11
70	Sun.	Mar. 22	Montreal	4-5	L	23-36-11
71	Wed.	Mar. 25	MINNESOTA	2-0	L	24-36-11
72	Sat.	Mar. 28	Philadelphia	2-1	L	25-36-11
73	Sun.	Mar. 29	ST. LOUIS	5-5	T	25-36-12
74	Wed.	Apr. 1	PHILADELPHIA	4-1	L	26-36-12
75	Sat.	Apr. 4	St. Louis	1-3	L	26-37-12
76	Sun.	Apr. 5	MINNESOTA	1-5	L	26-38-12

*Home games in capital letters.

GAME-BY-GAME HOME RESULTS

GAME	DAY	DATE	OPPONENT	SCORE	RESULT	W-L-T
1	Sat.	Oct. 11	Oakland	2-2	T	0-0-1
2	Wed.	Oct. 15	Philadelphia	3-3	T	0-0-2
3	Sat.	Oct. 18	Boston	3-3	T	0-0-3
4	Wed.	Oct. 29	New York	1-3	L	0-1-3
5	Sat.	Nov. 1	Minnesota	6-3	W	1-1-3
6	Wed.	Nov. 5	Detroit	2-4	L	1-2-3
7	Sat.	Nov. 8	Chicago	1-4	L	1-3-3
8	Sat.	Nov. 15	Los Angeles	3-1	W	2-3-3
9	Wed.	Nov. 19	St. Louis	0-4	L	2-4-3
10	Sat.	Nov. 22	Philadelphia	5-3	W	3-4-3
11	Sat.	Nov. 29	Oakland	5-3	W	4-4-3
12	Wed.	Dec. 3	Detroit	2-1	W	5-4-3
13	Sun.	Dec. 7	Toronto	3-2	W	6-4-3
14	Wed.	Dec. 17	Montreal	2-5	L	6-5-3
15	Sat.	Dec. 20	Boston	4-6	L	6-6-3
16	Sat.	Dec. 27	Chicago	0-3	L	6-7-3
17	Wed.	Dec. 31	Montreal	4-2	W	7-7-3
18	Sun.	Jan. 4	Toronto	4-4	T	7-7-4
19	Wed.	Jan. 7	New York	3-5	L	7-8-4
20	Sat.	Jan. 10	Detroit	3-5	L	7-9-4
21	Wed.	Jan. 21	Oakland	3-3	T	7-9-5
22	Sat.	Jan. 24	Los Angeles	4-2	W	8-9-5
23	Wed.	Jan. 28	Toronto	4-4	T	8-9-6
24	Sat.	Jan. 31	St. Louis	2-1	W	9-9-6
25	Sat.	Feb. 7	Los Angeles	3-1	W	10-9-6
26	Sun.	Feb. 8	Minnesota	6-3	W	11-9-6
27	Sat.	Feb. 14	Boston	0-3	L	11-10-6
28	Tue.	Feb. 17	Philadelphia	4-2	W	12-10-6
29	Thur.	Feb. 26	Los Angeles	1-0	W	13-10-6
30	Sat.	Feb. 28	Oakland	3-2	W	14-10-6
31	Wed.	Mar. 4	Montreal	2-1	W	15-10-6
32	Sat.	Mar. 7	St. Louis	2-2	T	15-10-7
33	Wed.	Mar. 18	New York	0-2	L	15-11-7
34	Sat.	Mar. 21	Chicago	3-5	L	15-12-7
35	Wed.	Mar. 25	Minnesota	2-0	W	16-12-7
36	Sun.	Mar. 29	St. Louis	5-5	T	16-12-8
37	Wed.	Apr. 1	Philadelphia	4-1	W	17-12-8
38	Sun.	Apr. 5	Minnesota	1-5	L	17-13-8

GAME-BY-GAME AWAY RESULTS

GAME	DAY	DATE	OPPONENT	SCORE	RESULT	W-L-T
1	Sun.	Oct. 19	Boston	0-4	L	0-1-0
2	Tues.	Oct. 21	Oakland	3-4	L	0-2-0
3	Wed.	Oct. 22	Los Angeles	0-2	L	0-3-0
4	Sat.	Oct. 25	Minnesota	4-1	W	1-3-0
5	Sun.	Nov. 2	Detroit	3-4	L	1-4-0
6	Wed.	Nov. 12	Toronto	3-0	W	2-4-0
7	Thur.	Nov. 13	St. Louis	0-4	L	2-5-0
8	Sun.	Nov. 23	Chicago	2-3	L	2-6-0
9	Wed.	Nov. 26	Minnesota	4-4	T	2-6-1
10	Sun.	Nov. 30	Philadelphia	3-3	T	2-6-2
11	Sat.	Dec. 6	Toronto	0-5	L	2-7-2
12	Wed.	Dec. 10	Los Angeles	2-0	W	3-7-2
13	Fri.	Dec. 12	Oakland	1-4	L	3-8-2
14	Sun.	Dec. 14	Boston	1-2	L	3-9-2
15	Sun.	Dec. 21	Philadelphia	0-4	L	3-10-2
16	Fri.	Dec. 26	New York	3-2	W	4-10-2
17	Sat.	Jan. 3	St. Louis	0-6	L	4-11-2
18	Thur.	Jan. 8	Montreal	1-3	L	4-12-2
19	Wed.	Jan. 14	Chicago	0-5	L	4-13-2
20	Sat.	Jan. 17	Toronto	0-4	L	4-14-2
21	Sun.	Jan. 18	Philadelphia	6-4	W	5-14-2
22	Sun.	Jan. 25	Boston	1-3	L	5-15-2
23	Sun.	Feb. 1	New York	0-6	L	5-16-2
24	Wed.	Feb. 4	Minnesota	7-5	W	6-16-2
25	Wed.	Feb. 11	Chicago	1-7	L	6-17-2
26	Sun.	Feb. 15	Detroit	4-2	W	7-17-2
27	Thur.	Feb. 19	Los Angeles	6-1	W	8-17-2
28	Sat.	Feb. 21	Oakland	3-6	L	8-18-2
29	Wed.	Feb. 25	Montreal	2-3	L	8-19-2
30	Thur.	Mar. 5	Detroit	3-5	L	8-20-2
31	Sun.	Mar. 8	New York	0-0	T	8-20-3
32	Wed.	Mar. 11	Oakland	2-2	T	8-20-4
33	Thur.	Mar. 12	Los Angeles	1-4	L	8-21-4
34	Sat.	Mar. 14	Minnesota	3-6	L	8-22-4
35	Thur.	Mar. 19	St. Louis	1-3	L	8-23-4
36	Sun.	Mar. 22	Montreal	4-5	L	8-24-4
37	Sat.	Mar. 28	Philadelphia	2-1	W	9-24-4
38	Sat.	Apr. 4	St. Louis	1-3	L	9-25-4

1969-70 INDIVIDUAL SCORING BREAKDOWN

PLAYER	WG	TG	GF	PPG	SHG	H	A	1H	2H	TOT
Bob Blackburn	1	0	0	0	0	3	1	1	3	4
Wally Boyer	1	1	0	2	0	3	8	5	6	11
Michel Briere	3	0	1	4	0	8	4	9	3	12
Val Fonteyne	1	0	1	3	1	7	4	4	7	11
Nick Harbaruk	1	0	0	2	0	4	1	2	3	5
Bryan Hextall	2	0	3	2	0	5	7	4	8	12
Rick Kessel	0	0	1	0	0	1	0	0	1	1
Dunc McCallum	0	0	0	0	0	0	0	0	0	0
Keith McCreary	2	3	1	4	0	11	7	10	8	18
Mike McMahon	0	0	0	1	0	1	0	1	0	1
Jim Morrison	0	1	1	2	0	4	1	4	1	5
Tracy Pratt	1	1	1	0	0	4	1	3	2	5
Dean Prentice	2	2	9	12	0	16	10	14	12	26
Jean Pronovost	6	0	2	5	0	9	11	7	13	20
Duane Rupp	0	0	0	1	0	2	0	1	1	2
Glen Sather	0	0	3	2	0	6	6	2	10	12
Ken Schinkel	5	1	4	4	0	10	10	9	11	20
Ron Schock	1	2	1	4	1	4	4	4	4	8
Ron Snell	0	0	0	0	0	0	0	0	0	0
George Swarbrick	0	0	0	0	0	0	0	0	0	0
Bryan Watson	0	0	1	0	0	1	0	0	1	1
Bob Woytowich	0	0	2	5	0	6	2	6	2	8
TOTALS	26	11	31	53	2	105	77	86	96	182

Key to Abbreviations: WG – Winning Goals; TG – Tying Goals; GF – First Goal of Game; PPG – Power Play Goals; SHG – Short Handed Goals; H – Home; A – Away; 1H – First Half; 2H – Second Half; TOT – Total.

INDIVIDUAL SCORING AND PENALTY MINUTES

	GP	G	A	TP	PIM
Dean Prentice	75	26	25	51	14
Ken Schinkel	72	20	25	45	19
Michel Briere	76	12	32	44	20
Jean Pronovost	72	20	21	41	45
Bob Woytowich	68	8	25	33	49
Bryan Hextall	66	12	19	31	87
Ron Schock	76	8	21	29	40
Keith McCreary	60	18	8	26	67
Glen Sather	76	12	14	26	114
Val Fonteyne	68	11	15	26	2
Wally Boyer	72	11	12	23	34
Nick Harbaruk	74	5	17	22	56
Jim Morrison	59	5	15	20	40
Duane Rupp	64	2	14	16	18
Tracy Pratt	65	5	7	12	124
Bob Blackburn	60	4	7	11	51
Bryan Watson	61	1	9	10	189
Mike McMahon	12	1	3	4	19
Rick Kessell	8	1	2	3	2
Ron Snell	3	0	1	1	0
George Swarbrick	12	0	1	1	8
Les Binkley	27	0	1	1	0
Dunc McCallum	14	0	0	0	16
Al Smith	46	0	0	0	20
Bench					4
Team Total	76	182	294	476	1038

	GP	MP	GF	GA	ENG	SO	AVG
Joe Daley (1-5-3)	9	528	22	26	1	0	2.95
Al Smith (15-20-8)	46	2555	104	129	3	2	3.03
Les Binkley (10-13-1)	27	1477	56	79	0	3	3.21
Team Total (26-38-12)	76	4560	182	234	4	5	3.13

UPCOMING PENGUIN MILESTONES

PLAYER	GAMES	
	NEEDS	MILESTONE
Dean Prentice	9	1150
Andy Bathgate	7	1000
Val Fonteyne	18	700
Jim Morrison	19	650
Ken Schinkel	30	500

PLAYER	POINTS	
	NEEDS	MILESTONE
Andy Bathgate	21	950
Dean Prentice	22	750
Ken Schinkel	25	250
Val Fonteyne	3	200
Jim Morrison	10	200

PLAYER	GOALS	
	NEEDS	MILESTONE
Andy Bathgate	16	350
Dean Prentice	28	350
Ken Schinkel	14	100

PLAYER	ASSISTS	
	NEEDS	MILESTONE
Andy Bathgate	5	600
Dean Prentice	44	450
Ken Schinkel	11	150
Val Fonteyne	18	150

1969-70 HIGHS AND LOWS

TEAM

LONGEST WINNING STREAK — 3, (three times) February 4 thru 8, February 15 thru 19, February 26 thru March 4

LONGEST LOSING STREAK — 6, March 12 thru 22

LONGEST UNBEATEN STREAK — 4, November 26 thru December 3

LONGEST WINLESS STREAK — 10, March 5 thru 22

LONGEST HOME WINNING STREAK — 4, (twice) November 22 thru December 7, February 17 thru March 4

LONGEST HOME LOSING STREAK — 3, December 17 thru 27

LONGEST HOME UNBEATEN STREAK — 6, January 21 thru February 8

LONGEST HOME WINLESS STREAK — 4, (twice) October 11 thru 29, January 4 thru 21

LONGEST AWAY WINNING STREAK — 2, February 15 thru 19

LONGEST AWAY LOSING STREAK — 4, (twice) January 3 thru 17, March 12 thru 22

LONGEST AWAY UNBEATEN STREAK — 2, (three times) November 26 thru 30, February 15 thru 19, March 8 thru 11

LONGEST AWAY WINLESS STREAK — 9, February 21 thru March 22

MOST GOALS ONE GAME — 7, February 4, Pittsburgh 7 at Minnesota 5

MOST GOALS AGAINST ONE GAME — 7, February 11, Pittsburgh 1 at Chicago 7

MOST GOALS SCORED AT HOME ONE GAME — 6, (twice) November 1, Pittsburgh 6, Minnesota 3; February 8, Pittsburgh 6, Minnesota 3

MOST GOALS SCORED AWAY ONE GAME — 7, February 4, Pittsburgh 7 at Minnesota 5

MOST GOALS SCORED AGAINST AT HOME ONE GAME — 6, December 20, Pittsburgh 4, Boston 6

MOST GOALS SCORED AGAINST AWAY ONE GAME — 7, February 11, Pittsburgh 1 at Chicago 7

MOST GOALS SCORED ONE PERIOD — 5, (twice) November 22, Pittsburgh 5, Philadelphia 3 (3rd), November 11, Pittsburgh 6, Minnesota 3 (3rd)

MOST GOALS AGAINST ONE PERIOD — 5, January 3, Pittsburgh 0 at St. Louis 6 (1st)

GREATEST WINNING MARGIN — 5, February 19, Pittsburgh 6 at Los Angeles 1

GREATEST LOSING MARGIN — 6, (three times) January 13, Pittsburgh 0 at St. Louis 6; February 1, Pittsburgh 0 at New York 6; February 11, Pittsburgh 1 at Chicago 7

INDIVIDUAL

MOST CONSECUTIVE GAMES SCORED GOALS — 4, (twice) Dean Prentice, November 26 thru December 3; March 25 thru April 1

MOST CONSECUTIVE GAMES SCORED ASSISTS — 3, Michel Briere, (four times) October 11 thru October 18; February 15 thru February 19; February 28 thru March 5; March 19 thru March 22; Bryan Hextall, November 26 thru November 30; Bob Woytowich, November 29 thru December 3; Dean Prentice, December 10 thru December 14

MOST CONSECUTIVE GAMES SCORED POINTS — 6, Dean Prentice, November 22 thru December 3

MOST CONSECUTIVE GAMES PENALIZED — 7, Bryan Watson, February 11 thru February 25

MOST GOALS, ONE GAME — 3, Ken Schinkel, vs Minnesota, February 4

MOST ASSISTS, ONE GAME — 4, Bryan Hextall, vs Minnesota, February 4; Bob Woytowich, vs Minnesota, February 8

MOST POINTS ONE GAME — 4, Bryan Hextall (4 assists) & Ken Schinkel (3 goals, 1 assist), vs Minnesota, February 4; Bob Woytowich (4 assists), vs Minnesota, February 8; Dean Prentice (2 goals, 2 assists), vs St. Louis, March 29

MOST PENALTIES, ONE GAME — 5, (twice) Bryan Watson, February 11 & February 21

MOST GOALS, ONE PERIOD — 2, Many players; Ken Schinkel (twice)

MOST ASSISTS, ONE PERIOD — 2, Many players; Ken Schinkel & Michel Briere, (three times)

FASTEST PITTSBURGH GOAL AT START OF GAME — 0:11, Bryan Hextall, vs Boston, January 25. Boston 3, Pittsburgh 1

FASTEST PITTSBURGH GOAL AT START OF PERIOD — 0:47, Wally Boyer, vs Oakland, (3rd), October 21. Oakland 4, Pittsburgh 3

FASTEST GOAL AGAINST AT START OF GAME — 0:29, Andre Boudrias, at St. Louis, January 3. St. Louis 6, Pittsburgh 0

FASTEST GOAL AGAINST AT START OF PERIOD — 0:27, Lew Morrison, at Philadelphia, (2nd) December 21. Philadelphia 4, Pittsburgh 0

PENALTY SHOTS — Keith McCreary against Ed Giacomin, March 18 at Pittsburgh, no goal, New York 2, Pittsburgh 0

POWER PLAY GOALS AGAINST PITTSBURGH (64)

St. Louis (11) — McDonald (5), Sabourin (3), Goyette (2), McCreary.

Minnesota (9) — Larose (2), Barlow (2), Parise (2), O'Shea, Grant, Goldsworthy.

Montreal (8) — Lemaire (2), Richard, Rousseau, Savard, Tremblay, Redmond, Cournoyer.

Oakland (6) — Vadnais (2), Ferguson, Jarrett, Hampson, Ingarfield.

Chicago (6) — Mikita (2), B. Hull (2), Pappin (2).

Boston (5) — Sanderson (2), Esposito, Cashman, Stanfield.

Detroit (5) — Howe (3), McGregor (2).

Philadelphia (4) — Dornhoffer, Morrison, Johnson, Nolet.

Toronto (4) — Keon, Ullman, Oliver, Walton.

Los Angeles (3) — Wall, Hextall, Shack.

New York (3) — Park, Widing, Tkaczuk.

SHORTHANDED GOALS AGAINST PITTSBURGH (5)

Philadelphia (2) — Ball, Clarke.

Chicago (2) — B. Hull, Pinder.

Boston (1) — Sanderson.

TWO GOAL GAMES FOR (22)

Prentice (4), McCreary (4), Pronovost (3), Schinkel (2), Sather (2), Boyer (2), Fonteyne, Briere, Woytowich, Hextall, Schock.

HAT TRICKS AGAINST (5)

Gordie Howe, Detroit, 11/2.

Ab McDonald, St. Louis, 11/19.

Dave Keon, Toronto, 1/17.

Dave Balon, New York, 2/1.

Stan Mikita, Chicago, 2/11.

HAT TRICKS FOR (1)

Ken Schinkel, 2/4 vs Minnesota.

TWO GOAL GAMES AGAINST (20)

St. Louis (3) — McDonald (2), McCreary.

Oakland (3) — Vadnais, Ehman, Ingarfield.

Los Angeles (3) — Goring, Lonsberry, Shack.

Chicago (2) — B. Hull, Pappin.

Minnesota (2) — Collins, Larose.

New York (2) — Ratelle, Tkaczuk.

Philadelphia (2) — Ball, Ingarfield.

Boston (1) — Bucyk.

Detroit (1) — Libett.

Montreal (1) — Richard.

PENGUIN FIRSTS

- FIRST VICTORY – October 13, 1967 at St. Louis. Penguins 3, St. Louis 1.
 FIRST HOME VICTORY – October 21, 1967. Penguins 4, Chicago 2.
 FIRST TIE – October 18, 1967 at Pittsburgh. Penguins 3, Minnesota 3.
 FIRST TIE AWAY – November 25, 1967 at Oakland. Penguins 2, Oakland 2.
 FIRST DEFEAT – October 11, 1967 at Pittsburgh. Montreal 2, Penguins 1.
 FIRST DEFEAT AWAY – October 19, 1967 at Philadelphia. Philadelphia 2, Penguins 1.
 FIRST GOAL – Andy Bathgate, October 11, 1967 against Montreal, 3rd period.
 FIRST ASSISTS – Noel Price and Ab McDonald, October 11, 1967 against Montreal, 3rd period.
 FIRST PENALTY – Ken Schinkel, October 11, 1967 against Montreal, 1st period, cross checking.
 FIRST SHUTOUT – Les Binkley, November 4, 1967 at Oakland. Penguins 1, Oak. 0.
 FIRST SHUTOUT AGAINST – Doug Favell, October 19, 1967 at Philadelphia. Philadelphia 1, Pittsburgh 0.

PITTSBURGH VS. BOSTON

1969-70	GP	W	L	T	PTS	GF	GA	PIM
Pittsburgh	6	0	5	1	1	9	21	73
Boston	6	5	0	1	11	21	9	100

AT PITTSBURGH

Oct. 18	Pitt.	3(c)	Bos.	3(d)
Dec. 20	Bos.	6(d)	Pitt.	4(b)
Feb. 14	Bos.	3(e)	Pitt.	0(c)

- (b) Smith in goal
 (c) Daley in goal

AT BOSTON

Oct. 19	Bos.	4(e)	Pitt.	0(b)
Dec. 14	Bos.	2(d)	Pitt.	1(b)
Jan. 25	Bos.	3(d)	Pitt.	1(c)

- (d) Johnston in goal
 (e) Cheevers in goal

Total vs. Boston (3 Seasons)	GP	W	L	T	PTS	GF	GA	PIM
	16	3	12	1	7	32	56	153

PITTSBURGH VS. CHICAGO

1969-70	GP	W	L	T	PTS	GF	GA	PIM
Pittsburgh	6	0	6	0	0	7	27	93
Chicago	6	6	0	0	12	27	7	77

AT PITTSBURGH

Nov. 8	Chi.	4(d)	Pitt.	1(a)
Dec. 27	Chi.	3(d)	Pitt.	0(a)
Mar. 21	Chi.	5(e)	Pitt.	3(b)

AT CHICAGO

Nov. 23	Chi.	3(d)	Pitt.	2(b)
Jan. 14	Chi.	5(d)	Pitt.	0(f)
Feb. 11	Chi.	7(d)	Pitt.	1(b)

- (a) Binkley in goal
 (b) Smith in goal
 (f) Binkley replaced Smith, 1:44 (2nd)

- (d) Esposito in goal
 (e) Desjardins in goal

Total vs. Chicago (3 Seasons)	GP	W	L	T	PTS	GF	GA	PIM
	16	3	12	1	7	39	69	164

PITTSBURGH VS. DETROIT

1969-70	GP	W	L	T	PTS	GF	GA	PIM
Pittsburgh	6	2	4	0	4	17	21	60
Detroit	6	4	2	0	8	21	17	78

AT PITTSBURGH

Nov. 5	Det.	4(d)	Pitt.	2(a)
Dec. 3	Pitt.	2(b)	Det.	1(e)
Jan. 10	Det.	5(d)	Pitt.	3(b)

- (a) Binkley in goal
 (b) Smith in goal

AT DETROIT

Nov. 2	Det.	4(e)	Pitt.	3(b)
Feb. 15	Pitt.	4(b)	Det.	2(e)
Mar. 5	Det.	5(e)	Pitt.	3(b)

- (d) Crozier in goal
 (e) Edwards in goal

Total vs. Detroit (3 Seasons)	GP	W	L	T	PTS	GF	GA	PIM
	16	5	11	0	10	43	62	135

PITTSBURGH VS. LOS ANGELES

1969-70	GP	W	L	T	PTS	GF	GA	PIM
Pittsburgh	8	6	2	0	12	20	11	85
Los Angeles	8	2	6	0	4	11	20	97

AT PITTSBURGH

Nov. 15	Pitt.	3(a)	L. A.	1(d)
Jan. 24	Pitt.	4(c)	L. A.	2(e)
Feb. 7	Pitt.	3(b)	L. A.	1(d)
Feb. 26	Pitt.	1(b)	L. A.	0(f)

AT LOS ANGELES

Oct. 22	L. A.	2(d)	Pitt.	0(b)
Dec. 10	Pitt.	2(a)	L. A.	0(d)
Feb. 19	Pitt.	6(b)	L. A.	1(d)
Mar. 12	L. A.	4(d)	Pitt.	1(g)

- (a) Binkley in goal
- (b) Smith in goal
- (c) Daley in goal
- (g) Binkley replaced Smith 15:28 (2nd)

- (d) Desjardins in goal
- (e) Rutledge in goal
- (f) DeJordy in goal

Total vs. Los Angeles (3 Seasons)	GP	W	L	T	PTS	GF	GA	PIM
	26	12	13	1	25	66	68	221

PITTSBURGH VS. MINNESOTA

1969-70	GP	W	L	T	PTS	GF	GA	PIM
Pittsburgh	8	5	2	1	11	33	27	103
Minnesota	8	2	5	1	5	27	33	109

AT PITTSBURGH

Nov. 1	Pitt.	6(a)	Minn.	3(e)
Feb. 8	Pitt.	6(b)	Minn.	3(f)
Mar. 25	Pitt.	2(a)	Minn.	0(d)
Apr. 5	Minn.	5(d)	Pitt.	1(b)

AT MINNESOTA

Oct. 25	Pitt.	4(b)	Minn.	1(e)
Nov. 26	Pitt.	4(a)	Minn.	4(d)
Feb. 4	Pitt.	7(b)	Minn.	5(h)
Mar. 14	Minn.	6(g)	Pitt.	3(a)

- (a) Binkley in goal
- (b) Smith in goal

- (d) Maniago in goal
- (e) Broderick in goal
- (f) Gilbert in goal
- (g) Worsley in goal
- (h) Broderick replaced Maniago 0:00 (2nd)

Total vs. Minnesota (3 Seasons)	GP	W	L	T	PTS	GF	GA	PIM
	26	14	8	4	32	91	71	258

PITTSBURGH VS. MONTREAL

1969-70	GP	W	L	T	PTS	GF	GA	PIM
Pittsburgh	6	2	4	0	4	15	19	80
Montreal	6	4	2	0	8	19	15	54

AT PITTSBURGH

Dec. 17	Mont.	5(d)	Pitt.	2(b)
Dec. 31	Pitt.	4(a)	Mont.	2(e)
Mar. 4	Pitt.	2(b)	Mont.	1(d)

AT MONTREAL

Jan. 8	Mont.	3(d)	Pitt.	1(b)
Feb. 25	Mont.	3(d)	Pitt.	2(c)
Mar. 22	Mont.	5(d)	Pitt.	4(a)

- (a) Binkley in goal
- (b) Smith in goal
- (c) Daley in goal

- (d) Vachon in goal
- (e) Myre replaced Vachon, 0:00 (2nd)

Total vs. Montreal (3 Seasons)	GP	W	L	T	PTS	GF	GA	PIM
	16	3	12	1	7	42	56	146

PITTSBURGH VS. NEW YORK

1969-70	GP	W	L	T	PTS	GF	GA	PIM
Pittsburgh	6	1	4	1	3	7	18	65
New York	6	4	1	1	9	18	7	63

AT PITTSBURGH

Oct. 29	N. Y.	3(e)	Pitt.	1(b)
Jan. 7	N. Y.	5(d)	Pitt.	3(b)
Mar. 18	N. Y.	2(d)	Pitt.	0(b)

AT NEW YORK

Dec. 26	Pitt.	3(a)	N. Y.	2(d)
Feb. 1	N. Y.	6(e)	Pitt.	0(b)
Mar. 8	Pitt.	0(b)	N. Y.	0(d)

- (a) Binkley in goal
- (b) Smith in goal

- (d) Giacomin in goal
- (e) Sawchuk in goal

Total vs. New York (3 Seasons)	GP	W	L	T	PTS	GF	GA	PIM
	16	2	12	2	6	30	60	174

PITTSBURGH VS. OAKLAND

1969-70	GP	W	L	T	PTS	GF	GA	PIM
Pittsburgh	8	2	3	3	7	22	26	133
Oakland	8	3	2	3	9	26	22	122

AT PITTSBURGH

Oct. 11	Pitt.	2(c)	Oak.	2(d)
Nov. 29	Pitt.	5(b)	Oak.	3(d)
Jan. 21	Pitt.	3(b)	Oak.	3(e)
Feb. 28	Pitt.	3(b)	Oak.	2(e)

AT OAKLAND

Oct. 21	Oak.	4(d)	Pitt.	3(c)
Dec. 12	Oak.	4(e)	Pitt.	1(a)
Feb. 21	Oak.	6(e)	Pitt.	3(f)
Mar. 11	Pitt.	2(b)	Oak.	2(e)

- (a) Binkley in goal
- (b) Smith in goal
- (c) Daley in goal
- (f) Daley replaced Smith 11:34 (1st)

- (d) Hodge in goal
- (e) Smith in goal

Total vs. Oakland (3 Seasons)	GP	W	L	T	PTS	GF	GA	PIM
	26	9	8	9	27	78	76	280

PITTSBURGH VS. ST. LOUIS

1969-70	GP	W	L	T	PTS	GF	GA	PIM
Pittsburgh	8	1	5	2	4	11	28	134
St. Louis	8	5	1	2	12	28	11	149

AT PITTSBURGH

Nov. 19	St. L.	4(d)	Pitt.	0(g)
Jan. 31	Pitt.	2(b)	St. L.	1(e)
Mar. 7	Pitt.	2(b)	St. L.	2(f)
Mar. 29	Pitt.	5(h)	St. L.	5(f)

AT ST. LOUIS

Nov. 13	St. L.	4(e)	Pitt.	0(a)
Jan. 3	St. L.	6(e)	Pitt.	0(i)
Mar. 19	St. L.	3(d)	Pitt.	1(a)
Apr. 4	St. L.	3(j)	Pitt.	1(a)

- (a) Binkley in goal
- (b) Smith in goal
- (g) Smith replaced Binkley 0:00 (3rd)
- (h) Smith replaced Binkley :46 (3rd)
- (i) Smith replaced Binkley 13:45 (1st)

- (d) Plante in goal
- (e) Wakely in goal
- (f) Hall in goal
- (j) Wakely replaced Plante 9:43 (2nd)

Total vs. St. Louis (3 Seasons)	GP	W	L	T	PTS	GF	GA	PIM
	26	8	15	3	19	51	77	296

PITTSBURGH VS. PHILADELPHIA

1969-70	GP	W	L	T	PTS	GF	GA	PIM
Pittsburgh	8	5	1	2	12	27	21	149
Philadelphia	8	1	5	2	4	21	27	140

AT PITTSBURGH

Oct. 15	Pitt.	3(b)	Phil.	3(e)
Nov. 22	Pitt.	5(b)	Phil.	3(d)
Feb. 17	Pitt.	4(b)	Phil.	2(d)
Apr. 1	Pitt.	4(b)	Phil.	1(d)

AT PHILADELPHIA

Nov. 30	Pitt.	3(b)	Phil.	3(d)
Dec. 21	Phil.	4(d)	Pitt.	0(a)
Jan. 18	Pitt.	6(a)	Phil.	4(d)
Mar. 28	Pitt.	2(a)	Phil.	1(d)

- (a) Binkley in goal
- (b) Smith in goal

- (d) Parent in goal
- (e) Favell in goal

Total vs. Philadelphia (3 Seasons)	GP	W	L	T	PTS	GF	GA	PIM
	26	10	8	8	28	60	59	347

PITTSBURGH VS. TORONTO

1969-70	GP	W	L	T	PTS	GF	GA	PIM
Pittsburgh	6	2	2	2	6	14	19	63
Toronto	6	2	2	2	6	19	14	85

AT PITTSBURGH

Dec. 7	Pitt.	3(a)	Tor.	2(d)
Jan. 4	Pitt.	4(b)	Tor.	4(d)
Jan. 28	Pitt.	4(c)	Tor.	4(d)

AT TORONTO

Nov. 12	Pitt.	3(a)	Tor.	0(e)
Dec. 6	Tor.	5(d)	Pitt.	0(b)
Jan. 17	Tor.	4(d)	Pitt.	0(b)

- (a) Binkley in goal
- (b) Smith in goal
- (c) Daley in goal

- (d) Gamble in goal
- (e) Edwards in goal

Total vs. Toronto (3 Seasons)	GP	W	L	T	PTS	GF	GA	PIM
	16	4	6	6	14	34	52	133

1969-70
AWARD WINNERS

STANLEY CUP BOSTON BRUINS
 PRINCE OF WALES TROPHY CHICAGO BLACK HAWKS
 CLARENCE S. CAMPBELL BOWL ST. LOUIS BLUES
 HART MEMORIAL TROPHY BOBBY ORR, BOSTON BRUINS
 CALDER MEMORIAL
 TROPHY..... TONY ESPOSITO, CHICAGO BLACK HAWKS
 JAMES NORRIS MEMORIAL
 TROPHY..... BOBBY ORR, BOSTON BRUINS
 ART ROSS TROPHY..... BOBBY ORR, BOSTON BRUINS
 VEZINA TROPHY... TONY ESPOSITO, CHICAGO BLACK HAWKS
 LADY BYNG MEMORIAL
 TROPHY PHIL GOYETTE, ST. LOUIS BLUES
 CONN SMYTHE TROPHY BOBBY ORR, BOSTON BRUINS
 BILL MASTERTON MEMORIAL
 TROPHY..... PIT MARTIN, CHICAGO BLACK HAWKS

ALL STARS

FIRST TEAM

SECOND TEAM

GOAL

TONY ESPOSITO, *Chicago* ED GIACOMIN, *New York*

DEFENSE

BOBBY ORR, *Boston* CARL BREWER, *Detroit*

BRAD PARK, *New York* JACQUES LAPERRIERE, *Montreal*

CENTER

PHIL ESPOSITO, *Boston* STAN MIKITA, *Chicago*

RIGHT WING

GORDIE HOWE, *Detroit* JOHN MCKENZIE, *Boston*

LEFT WING

BOBBY HULL, *Chicago* FRANK MAHOVLICH, *Detroit*

(SELECTED BY NATIONAL HOCKEY
LEAGUE WRITERS' ASSOCIATION)

NHL PUBLIC RELATIONS DIRECTORY

NATIONAL HOCKEY
LEAGUE-MONTREAL

Ron Andrews
922 Sun Life Building
Montreal, Canada
Telephone (514) 866-1851

NATIONAL HOCKEY
LEAGUE-NEW YORK

Don V. Ruck
Suite 2480, Two Pennsylvania Plaza
New York, New York 10001
Telephone (212) 695-3600

BOSTON

Herb Ralby
150 Causeway Street
Boston, Mass. 02114
Telephone (617) 227-3209

BUFFALO

Chuck Burr
Memorial Auditorium
Buffalo, New York 14202
Telephone (716) 856-7300

CHICAGO

Don Murphy
Chicago Stadium
1800 West Madison Street
Chicago, Illinois 60612
Telephone (312) 733-5300

DETROIT

Joe Vargo
Olympia Stadium
5920 Grand River at McGraw
Detroit, Michigan 48208
Telephone (313) 895-3733

LOS ANGELES

John Wolf
The Forum
3900 West Manchester Blvd.
P. O. Box 10
Inglewood, Calif. 90306
Telephone (213) 674-6000

MINNESOTA

Dick Dillman
Metropolitan Sports Center
7901 Cedar Avenue S.
Bloomington, Minnesota 55420
Telephone (612) 884-4010

MONTREAL

Roland Ricard
2313 St. Catherine St. W.
Montreal 108, Quebec
Telephone (514) 932-6131

NEW YORK

John Halligan, Madison Square Garden
4 Pennsylvania Plaza
New York, New York 10001
Telephone (212) 594-6600

OAKLAND

Frank Sanchez
303 Hegenberger Road, Suite 203
Oakland, California 94621
Telephone (415) 635-2500

PHILADELPHIA

Joe Kadlec
The Spectrum
Pattison Place
Philadelphia, Pa. 19148
Telephone (215) 465-4500

PITTSBURGH

C. Terry Schiffhauer
Civic Arena
Gate No. 7
Pittsburgh, Pa. 15219
Telephone (412) 261-4010

ST. LOUIS

Wayne Cooper
5700 Oakland Avenue
St. Louis, Missouri 63110
Telephone (314) 644-0900

TORONTO

Howard Starkman
Maple Leaf Gardens
60 Carlton Street
Toronto 200, Ontario
Telephone (416) 368-1641

VANCOUVER

Greg Douglas
Pacific Coliseum
Exhibition Park
Vancouver 132, British Columbia
Telephone (604) 254-5141