


Stroh's
is spoken here.



PITTSBURGH
PENGUINS




1988-1989
YEARBOOK

PENGUINS FANS... THIS BUD'S FOR YOU.™



Distributed
locally by
Frank B. F...
Wholesale Company


PITTSBURGH Penguins



1988-89

Media Guide and Yearbook

Editor: Cindy Himes
Assistant Editor: Harry Sanders
Photography: Paul Salva
Eric Lusby
Denny Cavanaugh
Bruce Bennett
Ron Katz
Cover Art: Vance, Wright &
Adams Associates,
Inc.
Printer: Herrmann Printing &
Litho, Inc.



Cover Story: Mario Lemieux,
A Year of Highlights, Page 160

TABLE OF CONTENTS

| | |
|--|-----|
| AHL Standings | 95 |
| Alignment-NHL | 173 |
| All Star Game | 177 |
| All-Time Goaltending vs Pittsburgh | 150 |
| All-Time Leaders | 124 |
| All-Time Leaders-Opponents | 152 |
| All-Time Roster | 162 |
| Attendance Records | 180 |
| Award Winners-NHL 87-88 | 164 |
| Best Seasons | 121 |
| Career Scoring | 116 |
| Coaches & Records | 128 |
| Dates In Penguins History | 158 |
| Draft Selections | 72 |
| En Route To Pittsburgh | 89 |
| Fastest Goals | 140 |
| Game-By-Game Results 87-88 | 84 |
| Goaltenders Year-By-Year | 122 |
| Hat Tricks | 154 |
| IHL Standings | 95 |
| Individual Records | 138 |
| Lemieux Highlights 87-88 | 160 |
| Media Information | 14 |
| Multiple Point Games | 88 |
| Muskegon Schedule | 93 |
| Muskegon Scoring 87-88 | 94 |
| NHL Final Standings 87-88 | 78 |
| On The Road | 182 |
| Overtime Records | 142 |
| Patrick Div. Daily Standings 87-88 | 86 |
| Penalty Shots | 146 |
| Penguins Award Winners | 178 |
| Penguins Scoring 87-88 | 81 |
| Player Biographies | 16 |
| Players In The System | 65 |
| Playoff Records | 169 |
| Playoff Results-Pittsburgh | 168 |
| Playoff Scoring All-Time | 166 |
| Playoff Scoring Leaders-NHL 88 | 176 |
| Power Play Goals 87-88 | 83 |
| Radio & Television | 181 |
| Roster 88-89 | 90 |
| Scoring Leaders-NHL 87-88 | 79 |
| Season Openers | 179 |
| Shorthanded Goals 87-88 | 83 |
| Shutouts | 147 |
| Stanley Cup Playoff Results 88 | 174 |
| Streaks | 145 |
| Team-By-Team Records 87-88 | 144 |
| Captains | 120 |
| Team Records | 130 |
| Team Scoring Summaries 87-88 | 96 |
| Year-By-Year Leaders | 125 |

For additional copies, mail \$5.00 plus \$1.25
postage to: Pittsburgh Penguins Yearbook,
Civic Arena, Pittsburgh, PA 15219

PITTSBURGH PENGUINS, INC.


Phone 412/642-1800 Civic Arena FAX 412/642-1925

| | |
|------------------------------------|---|
| Chairman of the Board | Edward J. DeBartolo, Sr. |
| President | Marie Denise DeBartolo York |
| Vice-President and General Manager | Tony Esposito |
| General Counsel | Paul Martha |
| Treasurer | Tom Fossetti |
| Asst. General Manager | Ed Johnston |
| Director of Player Development | Ken Schinkel |
| Head Coach | Gene Ubriaco |
| Asst. Coaches | Rick Kehoe & Rick Paterson |
| Conditioning Coach | Doug McKenney |
| Trainer | Skip Thayer |
| Equipment Manager | Steve Latin |
| Chief Scout | Bruce Haralson |
| Ontario/Central Collegiate Scout | Greg Malone |
| Minnesota Scout | John Gill |
| Boston Scout | Fred Gore |
| Business Manager | Rick McLaughlin |
| Purchasing Agent | Dana Backstrom |
| Director of Press Relations | Cindy Himes |
| Ass't Director of Press Relations | Harry Sanders |
| Director of Promotions/Marketing | Tinsy Labrie |
| Director of Advertising Sales | Dave Peart |
| Director of Ticket Sales | Jeff Mercer |
| Ticket Manager | Carol Coulson |
| Director of Amateur Hockey | George Kirk |
| Team Physicians | Dr. Charles Burke, Dr. John McCarthy, Dr. Mary Lynn Scovazzo |
| Team Dentists | Dr. Raymond Rainka, Dr. Ronald Linaburg |

GENERAL INFORMATION

| | |
|------------------------|-----------------------|
| Executive Offices | Civic Arena, Gate # 2 |
| Location of Press Box | East Side of Building |
| Dimensions of Rink | 200 feet by 85 feet |
| Seating Capacity | 16,025 |
| Club Trains at | Pittsburgh, PA |
| Club Colors | Black, Gold and White |
| Radio Station | KDKA (1020 AM) |
| Television Station | WPGH-TV (Channel 53) |
| Play-by-Play Announcer | Mike Lange |
| Color Commentator | Paul Steigerwald |

FOR PENGUINS SEASON TICKETS AND GROUP SALES
INFORMATION, CALL 642-PENS OR 642-1985.



EDWARD J. DEBARTOLO

With ownership of the Pittsburgh Penguins of the National Hockey League, the two-time world champion San Francisco 49ers of the National Football League (owned by Edward J. DeBartolo, Jr.) as well as three thoroughbred racing facilities, the DeBartolo name has become synonymous with success in sporting competition. Edward J. DeBartolo has been instrumental in the development of these dynamic enterprises.

Thistledowns, Mr. DeBartolo's first sports venture, is one of Ohio's top racing facilities. Home to the \$250,000 Ohio Derby, Thistledown hosts approximately 180 racing dates each year. In 1985, the facility underwent a \$25 million renovation which included the addition of the Midwest's first full-color Diamond Vision display system and other amenities. Louisiana Downs, the country's fifth largest track, is a premier facility which attracts the top contenders in the "Sport of Kings". The \$1,000,000 Super Derby, envisioned by Mr. DeBartolo and hosted at the Downs annually, is one of the world's richest 3-year-old Grade I stakes. America's newest world-class racing facility - Remington Park - celebrated the beginning of its inaugural season of racing in September.

In August, the firm also celebrated the completion of The Marie P. DeBartolo Sports Centre - new home to the San Francisco 49ers.

Complementing his sporting achievement, Mr. DeBartolo is the founder and chief executive officer of the nation's leading shopping center development and management firm. During the past four decades, the firm has developed, owned/operates over 84 million square feet of retail space from coast to coast. Office buildings, hotels, industrial parks and other commercial ventures also carry the DeBartolo name. At Executive Headquarters in Youngstown, Ohio, Mr. DeBartolo employs a complete in-house staff with the capacity to research, plan, engineer, construct, manage, lease and promote any project the firm undertakes.

Mr. DeBartolo has earned national acclaim from business and community for his expertise. He was selected as Man of the Year in 1983 by the Vectors/Pittsburgh, Youngtown State University's Distinguished Citizen in 1984 and as a 1985 recipient of the Ohio Governors award. He was also one of 80 distinguished Americans to receive the Ellis Island medal of honor in 1986.

A member of the Thoroughbred Racing Association, Urban Land Institute and the National Realty Committee, Mr. DeBartolo has also served on the Board of International Council of Shopping Centers and the Advisory Council of the University of Notre Dame (where he received his degree in engineering).




MARIE DENISE DEBARTOLO YORK

Marie Denise DeBartolo is actively involved in the family's sports enterprises. Along with her father, Edward J. DeBartolo and brother, Edward J. DeBartolo, Jr., she has helped to shape the growth of the Pittsburgh Penguins as well as three top-notch thoroughbred racing facilities.

In addition to these responsibilities, Marie Denise oversees wide-ranging activities for the nation's largest shopping center development and management firm - The Edward J. DeBartolo Corporation. As Executive Vice President of Personnel and Public Relations, she is dedicated to formulating innovative employee-oriented programs which have earned her the respect of professionals throughout the shopping center industry. Additionally, her department is responsible for all Corporate marketing efforts, advertising campaigns, press conferences, community events as well as all publications and brochures.

A graduate of St. Mary's College at Notre Dame, Marie Denise has been with the Corporation 16 years. Her significant contributions to the firm during that period have earned her several key promotions.

Marie Denise is married to John C. York II, M.D. They have two sons and twin daughters.



THOMAS F. ROSSETTI

Secretary/Treasurer for the Pittsburgh Penguins is only one facet of Thomas F. Rossetti's involvement in DeBartolo sports enterprises. As Vice President/Controller of Sports and Diversified Operations, Tom works closely with operations at three racing facilities, the firm's hotels and the Civic Arena (Pittsburgh's major sports/entertainment complex; the Penguins' home ice).

The development of comprehensive plans relating to these facilities and franchises is also part of his responsibilities. Tom is also involved in researching any proposed sports-related ventures of which the Corporation is a participant.

Since joining DeBartolo in 1973, Tom has handled a variety of assignments with the sports division. He attended St. Francis College in Loretto, Pennsylvania where he received his degree in accounting.

Tom and his wife Christine are the parents of three sons.



TONY ESPOSITO

Tony, 45, enters his first year with the Pittsburgh Penguins' organization after a playing career which earned him a reputation as one of the premier goaltenders in the history of the sport.

Named Vice President & General Manager of the Penguins on April 14, 1988, Tony joined the Pens after a 16-year playing career which included an impressive list of honors and awards. On September 7, he was inducted into the Hockey Hall of Fame in Toronto, a tribute to his years of outstanding play in the NHL.


He broke into the NHL with the Stanley Cup Champion Montreal Canadiens in 1968-69 and was selected the following year by Chicago in the NHL Inter-League Draft, playing with the Black Hawks through 15 seasons until he retired from play in 1984.

In his first year with Chicago, Tony won the Vezina Trophy as the league's top goaltender and was honored with the Calder Trophy as the NHL Rookie of the Year. He won the Vezina Trophy a second time in 1972 sharing the honors with teammate Gary Smith and again in 1974 along with Philadelphia's Bernie Parent. In addition, he was named to the NHL All-Star Teams on five occasions.

Tony currently ranks 3rd among All-Time NHL goaltenders with 423 wins to his credit and 7th among all-time shutout leaders with 76 including 15 his rookie season which is still a Black Hawk record. He ended his playing career with a 2.92 goals against average through 886 regular season games and accumulated an additional 45 wins and and 6 shutouts in playoff competition.

Prior to his appointment with the Penguins, Tony served as Director of Player Personnel for the NHL's Player Association. He is a graduate of Michigan Tech with a Bachelor of Science degree in business.

Tony and wife Marilyn have two sons, Mark (20) and Jason (17).



J. PAUL MARTHA

A native Pittsburgher, Paul is well known for his involvement with sports throughout the city. A standout athlete for many years, he has spent the past ten years serving the sports community at the management level.

A graduate of the University of Pittsburgh, Paul was an All-American halfback at Pitt and was the Pittsburgh Steelers' #1 draft choice in 1964. He played defensive back for the Steelers in the NFL from 1964-69 while attending law school. Paul obtained his Doctor of Law degree at Duquesne University in 1969 and retired from pro football with the AFL Denver Broncos in 1970 to practice law on a full-time basis.

Paul joined the Penguins' organization during the summer of 1978 after the DeBartolo Corporation took control of the franchise. He was elected Vice-President prior to the 1978-79 season and has handled the club's legal matters as general counsel since that time. In addition, he serves on the NHL Board of Governors.

With a background in law and professional football, Paul was selected to serve as Neutral Arbitrator for the NFL in 1982. He also served as President for the defunct Maulers in the USFL during their season in Pittsburgh and has handled legal work for the San Francisco 49ers of the NFL. He became involved with the Major Indoor Soccer League as well, serving as Vice President for the Pittsburgh Spirit.

Paul currently serves as President of the Civic Arena Corporation and heads operations of the entertainment facility by overseeing its daily operation. He and wife Bobbie reside in the North Hills and are the parents of three sons.



ED JOHNSTON

Assistant General Manager

E.J. begins his ninth year with the Penguins organization and his 6th at the management level after coaching the team the previous three years.

A Montreal native, E.J. played goal 11 years with the Boston Bruins and was a member of two Stanley Cup Champion teams during that time. His playing career spanned 16 NHL seasons as he also played for Toronto, St. Louis and Chicago before retiring from play in 1977-78 with a 3.25 goals against average including 32 shutouts. He owns the distinction of being the last goaltender to play an entire season as he played in all 70 games during the 1963-64 campaign. He currently ranks 20th among NHL All-Time Win Leaders with 236 through a total of 591 career games.

His coaching career began with the Chicago organization as he coached their AHL affiliate in Moncton during the 1979-80 season. He was then promoted to Chicago the following year to coach the Black Hawks. After a year in Chicago, E.J. assumed the coaching duties in Pittsburgh on July 15, 1980. While coaching the Pens, his team was eliminated from playoff contention by overtime goals on two occasions (1981, double overtime vs St. Louis and 1982 vs NY Islanders) and in 1981-82 his team set an NHL record for power play goals with 99.

Appointed general manager of the franchise on May 27, 1983, E. J. served the club in that capacity for five seasons.

E.J. and his wife Diane reside in the South Hills with their three children, Michele, E.J. Jr. and Joseph. An avid golfer, he enjoys participating in charity tournaments throughout the summer.



KEN SCHINKEL
Director of Player Development

A familiar name to Pittsburgh hockey fans, Ken was a member of the original Penguins' squad in 1967-68 and is the only member of that team to remain with the franchise through its 21-year history.

Serving as the club's Director of Player Development, Ken is responsible for coordinating work done by the Penguins' scouting staff. He spends a majority of the year scouting the junior and college ranks and was the first club member to travel abroad to scout European players.

An NHL right winger through 11 seasons, Ken broke into the pro ranks with the New York Rangers in 1959-60. He ended his playing career spending the last five years with Pittsburgh, but not before he made his mark in the Penguins' record book. He currently ranks 14th on the Penguins' All Time Scoring List with 236 points, 13th in goals (93), 12th in assists (143) and is 12th in games played (371). On April 11, 1970, he recorded the only playoff hat trick in club history against the Oakland Seals.

Shink's transition from player to coach happened suddenly during the 1972-73 season as he retired as Pittsburgh's All Time Leading Scoring at mid-season (January 13, 1973) to replace Red Kelly behind the bench, thus becoming the third coach in club history. He coached the Penguins during four seasons before his appointment as Director of Player Personnel.

For the past 11 years Ken has operated his own hockey school in the Pittsburgh area. He and wife Shirley make their home in the East Suburbs and are the parents of three children.



GENE UBRIACO
Head Coach

Gene, 50, was a member of the original Pittsburgh Penguins team in 1967-68 and returns to the franchise to serve as the Pens head coach.

Gene joins the Penguins after coaching the Baltimore Skipjacks of the American Hockey League for the past five seasons. During his first year with Baltimore he guided his club to the best record in the league (46-24-10) and a Southern Division title advancing to the playoff semi-finals. At the conclusion of the 1983-84 season, he was honored as the AHL Coach of the Year.

In 1984-85, during his second year behind the Jacks' bench, Ubriaco's team advanced to the Calder Cup Finals and set a new AHL record which still stands with 16 consecutive victories during the season.

At the conclusion of the 1987-88 season, Ubriaco was promoted to the post of general manager for Baltimore.

A competitive forward during his playing career, Ubriaco played in the AHL from 1960-67 for the Rochester Americans, Pittsburgh Hornets and Hershey Bears. He broke into the National Hockey League ranks in 1967 with the Pittsburgh Penguins and played for the Oakland Seals and Chicago Black Hawks before retiring as a player in 1971.


Gene's coaching career began in 1972-73 as an assistant coach with Lake Superior State College. In 1975 he served as general manager and coach for Chicago in the United States Hockey League and was honored as USHL Coach of the Year before moving on to coach Milwaukee in 1976. His coaching career has spanned the Internatinal Hockey League (1977-79), Eastern Hockey League (1979-81), Central Hockey League (1981-83) and American Hockey League (1983-88) since 1976.

Actively involved in a variety of charity and community programs, Ubriaco has served as counselor and program director for the American Hearing Impaired Hockey School in Chicago since 1974 and currently serves as their Executive Vice President.

Ubriaco becomes the 11th head coach for Pittsburgh including two terms served by Ken Schinkel.

| GENE UBRIACO Birth: December 26, 1937, Sault Ste Marie, Ontario | | | | | | | | |
|---|------------|--------|----|----|----|-----|--------|-------------|
| Year | Club | League | W | L | T | PTS | Finish | Playoffs |
| 1979-80 | Baltimore | EHL | 41 | 25 | 4 | 86 | 2nd | Finals |
| 1980-81 | Baltimore | EHL | 29 | 36 | 7 | 65 | 4th | Semi-Finals |
| 1981-82 | Nashville | CHL | 41 | 35 | 4 | 86 | 4th | Semi-Finals |
| 1982-83 | Birmingham | CHL | 41 | 37 | 2 | 84 | 3rd | Finals |
| 1983-84 | Baltimore | AHL | 46 | 24 | 10 | 102 | 1st | Semi-Finals |
| 1984-85 | Baltimore | AHL | 45 | 27 | 8 | 98 | 2nd | Finals |
| 1985-86 | Baltimore | AHL | 24 | 44 | 8 | 56 | 7th | — |
| 1986-87 | Baltimore | AHL | 36 | 37 | 8 | 78 | 5th | — |
| 1987-88 | Baltimore | AHL | 13 | 58 | 9 | 35 | 7th | — |

SCOUTING STAFF



Bruce Haralson
Chief Scout



Greg Malone
Ontario/Central
Collegiate



John Gill
Minnesota Scout

Not Pictured: Fred Gore, Boston Scout

PENGUINS STAFF



Cindy Himes
Dir. Press Relations



Harry Sanders
PR Assistant




Tinsy Labrie
Dir. Promotions/Adv.



Jeff Mercer
Dir. Ticket Sales



Carol Coulson
Ticket Manager



Dave Peart
Dir. Adv. Sales



George Kirk
Dir. Amateur Hockey



Michele Colaianni
Secretary-GM

Marketing Staff:
Terry Young
Steve Swetoha
Mary Rosa
Sharon Sirpilla

Radio/Television:
Linda Raison



Civic Arena with dome completely open.

CIVIC ARENA

Pittsburgh's Civic Arena features the world's largest retractable stainless steel roof. Originally designed for use by the Civic Light Opera, the dome cost 9 million dollars of the building's 22 million dollars in construction costs. The roof has no interior support but instead is supported by a huge cantilever arm arching 260 feet.

Opened in 1961, the Civic Arena has undergone various expansion programs. In 1972-73, the press box was built on the East side and 23 "super boxes" were constructed on its West side two years later. North end and South end balconies (each with 1,500 additional seats) were constructed. Currently, the Civic Arena is in the midst of a three-year \$11.4 million renovation program which includes exterior landscaping, new A-level seating, reconstruction of the Igloo Club and the addition of seven new super boxes, new concourses and an expanded press box.

CIVIC ARENA CORPORATION EXECUTIVE COMMITTEE

| | |
|-----------------------|-----------------------------|
| J. Paul Martha | President |
| Thomas J. Rooney | Arena Director/VP-Marketing |
| William C. Strong | VP-Communications & Sales |
| Edward R. Walter | Business Manager |
| Richard L. McLaughlin | Controller |

CIVIC ARENA CORPORATION

| | |
|------------------|--------------------------------------|
| Dana Backstrom | Purchasing Agent |
| Tim Carey | General Manager/Food Services |
| Gershon Chan | General Manager/Igloo Club |
| Ida D'Errico | Director Marketing/PR |
| Mike Gentile | Production Manager |
| Elaine Heufelder | Office Manger |
| Lance W. Jones | Director of Bookings |
| Thomas Kapples | General Manager/Choice Seat |
| Ronald Pendleton | Director of Building Operations |
| Jim Sacco | Director of Security |
| Cindi Werner | Director of Group Sales/Charge Lines |
| Thomas J. Wood | Box Office Manager |

MEDIA INFORMATION

CREDENTIALS: Season passes are issued to those members of the media covering the Penguins on a regular basis. Single game passes are available on a space available basis only to working members of the media and must be reserved by noon on game day by contacting the penguins' Relations Office (412/642-1982).

PRESS LOUNGE: The press lounge is located beside the locker rooms on the lower level. Members of the media and the off-ice officials must show their press pass at the door for admittance. The press lounge will open at 6:00 PM with dinner and beverages served prior to game time. It is closed during the game but will open again after the game for filing purposes.

SERVICES: Game notes and lineup sheets will be available in the press lounge and press box. Final game summaries will be available in the press box, press lounge and locker rooms after the game. Information on injuries during the game will be distributed throughout the press box as soon as it is practical. Out-of-town scores will be given to home and visiting broadcasters during the game on a regular basis.

LOCKERS: The locker rooms will be open to the media 10 minutes after the conclusion of the game per League requirements. Only working members of the media will be admitted.

POST GAME: The quickest way to get to the locker room from the press box is to walk down the ramp at the bottom of the press box stairs. At the bottom of the ramp, take the stairs straight ahead down one level. The locker rooms are straight ahead at Gate #2.


OFF-ICE OFFICIALS


Supervisor of Officials: Paul Schlosser
Goal Judges: Jack Powell, Ron Harris & Leo Rudzki
Official Scorers: Dave Reynolds & Keith Schreiber
Game Timekeeper: Paul Schlosser
Penalty Timekeepers: Bob Ferons & Bob Maitland
Statistician: Keith Schreiber
Spare Officials: Jim Gricar & Joe Ferraro

GAME NIGHT STAFF

Statistics: Jim Duss & Mike Amoroso
Video: Glenn Digby
Dressing Rooms: A. T. Caggiano, Frank Scullini, Kevin Greenway, Ed Machen, Don Wagner & Don Johnson
Press Box: Norm Trageser
P. A. Announcer: John Barbero
Message Board: Mike Ficarelli
Organist: Vince Lascheid

THE PLAYERS





DOUG BODGER


Defense 6'2" 208 lbs.
Age: 22 (June 18, 1966)
Born: Chemainus, B.C.
Shoots: Left
Acquired: 1984 Entry Draft (1st Round)
Drafted: Pittsburgh's 2nd choice, 9th overall in 1984 Entry Draft.

1987-88: Having a productive year on the power play, Doug led Penguins' defensemen in power play goals with 13, setting a new club record in that category...he ranked second among defensemen in scoring with 45 points... ranked 5th in team scoring and 5th in assists with 31 to his credit. He recorded 13 goals and 20 assists for 33 points on the power play...he had 25 (7g & 18a) points at home and 20 (7g & 13a) points on the road. With 10 multiple point games to his credit last year, his most productive game came at Washington on April 2 when he recorded three assists. His 4th NHL season didn't prove to be injury-free as he missed 1 game with a sprained right knee suffered vs Washington on Nov. 11 and another 10 games with a sprained left knee vs NYI on Dec. 2. His 14 goals marked a new personal career high...he scored his 100th NHL assist vs New Jersey on Oct. 21.


CAREER: Pittsburgh's 2nd choice in the first round of the 1984 Entry Draft, chosen 9th overall...played his junior hockey with Kamloops of the WHL, winning the championship in 1984 and playing in the Memorial Cup...he was named to the WHL 2nd All-Star Team in 1982-83 and to the 1st All-Star Team in 1983-84. Doug played for Canada in the 1987 World Championships at Vienna. He ranks 16th on the Pens' All-Time Assist List with 128 and 22nd on the Pens' All-Time Scoring List with 162 points.

PERSONAL: Doug and his wife Tracey were married during the off-season and make their home in British Columbia...he enjoys participating in a variety of sports and would like a career in business management after his hockey career.

| Season | Team | League | Regular Season | | | | Playoffs | | | | | |
|-----------------------------|------------|--------|----------------|-----------|------------|------------|------------|----|---|----|-----|-----|
| | | | GP | G | A | PTS | PIM | GP | G | A | PTS | PIM |
| 1982-83 | Kamloops | WHL | 72 | 26 | 66 | 92 | 98 | 7 | 0 | 5 | 5 | 2 |
| 1983-84 | Kamloops | WHL | 70 | 21 | 77 | 98 | 90 | 17 | 2 | 15 | 17 | 12 |
| 1984-85 | Pittsburgh | NHL | 65 | 5 | 26 | 31 | 67 | - | - | - | - | - |
| 1985-86 | Pittsburgh | NHL | 79 | 4 | 33 | 37 | 63 | - | - | - | - | - |
| 1986-87 | Pittsburgh | NHL | 76 | 11 | 38 | 49 | 52 | - | - | - | - | - |
| 1987-88 | Pittsburgh | NHL | 69 | 14 | 31 | 45 | 103 | - | - | - | - | - |
| NHL & PGH TOTALS | | | 289 | 34 | 128 | 162 | 285 | - | - | - | - | - |



| TEAM | GP | G | A | PTS | PIM | CAREER SCORING VS | | | | | | | | | | | |
|-------|----|---|---|-----|-----|-------------------|----|----|-------|----|---|----|-----|-----|----|----|----|
| | | | | | | PG | SG | WG | TEAM | GP | G | A | PTS | PIM | PG | SG | WG |
| Bos. | 12 | 1 | 4 | 5 | 13 | 0 | 0 | 1 | NJD | 24 | 2 | 15 | 17 | 10 | 2 | 0 | 0 |
| Buf. | 10 | 2 | 4 | 6 | 6 | 2 | 0 | 0 | NYI | 25 | 2 | 9 | 11 | 33 | 1 | 0 | 0 |
| Cal. | 11 | 3 | 5 | 8 | 12 | 1 | 0 | 1 | NYR | 25 | 4 | 9 | 13 | 29 | 1 | 0 | 1 |
| Chi. | 11 | 2 | 3 | 5 | 10 | 2 | 0 | 0 | Phil. | 25 | 5 | 7 | 12 | 28 | 4 | 0 | 0 |
| Det. | 9 | 1 | 3 | 4 | 5 | 0 | 0 | 0 | Que. | 12 | 0 | 8 | 8 | 18 | 0 | 0 | 0 |
| Edm. | 11 | 1 | 4 | 5 | 8 | 1 | 0 | 0 | STL | 11 | 2 | 3 | 5 | 10 | 1 | 0 | 0 |
| Hart. | 12 | 1 | 5 | 6 | 11 | 1 | 0 | 0 | Tor. | 12 | 1 | 10 | 11 | 13 | 1 | 0 | 0 |
| LAK | 12 | 0 | 5 | 5 | 14 | 0 | 0 | 0 | Van. | 10 | 1 | 7 | 8 | 8 | 0 | 0 | 0 |
| Min. | 11 | 2 | 7 | 9 | 12 | 2 | 0 | 1 | Wash. | 23 | 3 | 13 | 16 | 20 | 2 | 0 | 0 |
| Mont. | 11 | 1 | 3 | 4 | 10 | 1 | 0 | 0 | Wpg. | 12 | 0 | 4 | 4 | 15 | 0 | 0 | 0 |



PHIL BOURQUE

Defense 6' 1" 206 lbs.
Age: 26 (June 8, 1962)
Born: Chelmsford, Mass.
Shoots: Left
Acquired: Signed as a free agent on Oct. 4, 1982

Assigned to Muskegon after training camp...was recalled to Pittsburgh on Dec. 14 and recorded at least 1 point in each of his first 7 games (9 assists) including a 3-assist game vs Detroit on Dec. 26...also had 3 (2g & 1a) points vs NYI on Jan. 12...played in a total of 21 games with the Pens recording 16 (4g & 12a) points which ranked 4th among team defensemen in scoring...ranked 3rd among defensemen with 2 power play goals...had 9 (2g & 7a) points at home and 7 (2g & 5a) points on the road. Phil returned to Muskegon on Feb. 15 where he spent the remainder of the season...played a total of 52 games with the Lumberjacks averaging a point per game (16g & 36a)...was named to the IHL First All-Star Team and was honored with the Governor's Trophy for the IHL Best Defenseman.

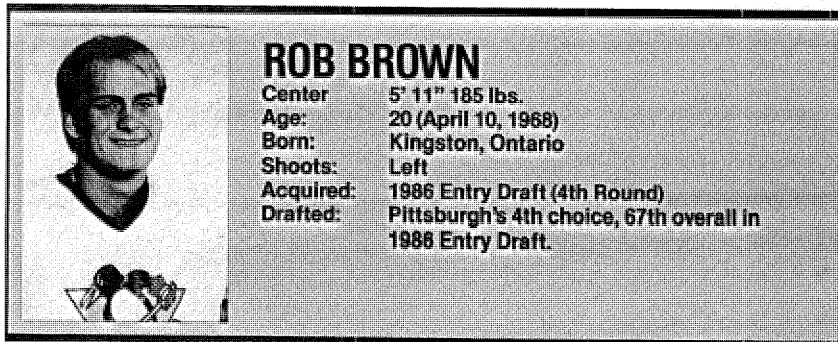
Signed by Pittsburgh as a free agent in 1982, Phil has spent a majority of his professional career with the Penguins' minor league affiliates ...set a new personal NHL high last year scoring 16 points through 21 games... played 2 years of junior hockey with Kingston of the OHL before turning pro.

Worked in construction during the off-season...enjoys waterskiing, weightlifting and traveling...has charity work with the Baltimore Cancer Society and MS.

| Season | Team | League | Regular Season | | | | Playoffs | | | | | |
|-----------------------------|------------|--------|----------------|----------|-----------|-----------|-----------|----|---|---|-----|-----|
| | | | GP | G | A | PTS | PIM | GP | G | A | PTS | PIM |
| 1980-81 | Kingston | OHL | 47 | 4 | 4 | 8 | 46 | 6 | 0 | 0 | 0 | 10 |
| 1981-82 | Kingston | OHL | 67 | 11 | 40 | 51 | 111 | 4 | 0 | 0 | 0 | 0 |
| 1982-83 | Baltimore | AHL | 65 | 1 | 15 | 16 | 93 | - | - | - | - | - |
| 1983-84 | PITTSBURGH | NHL | 5 | 0 | 1 | 1 | 12 | - | - | - | - | - |
| 1983-84 | Baltimore | AHL | 58 | 5 | 17 | 22 | 96 | - | - | - | - | - |
| 1984-85 | Baltimore | AHL | 79 | 6 | 15 | 21 | 164 | 13 | 2 | 5 | 7 | 23 |
| 1985-86 | PITTSBURGH | NHL | 4 | 0 | 0 | 0 | 2 | - | - | - | - | - |
| 1985-86 | Baltimore | AHL | 74 | 8 | 18 | 26 | 226 | - | - | - | - | - |
| 1986-87 | PITTSBURGH | NHL | 22 | 2 | 3 | 5 | 32 | - | - | - | - | - |
| 1986-87 | Baltimore | AHL | 49 | 15 | 16 | 31 | 183 | - | - | - | - | - |
| 1987-88 | Muskegon | IHL | 52 | 16 | 36 | 52 | 66 | 6 | 1 | 2 | 3 | 16 |
| 1987-88 | PITTSBURGH | NHL | 21 | 4 | 12 | 16 | 20 | - | - | - | - | - |
| NHL & PGH TOTALS | | | 52 | 6 | 16 | 22 | 66 | - | - | - | - | - |



| TEAM | CAREER SCORING VS | | | | | | | | | | | | | | | | |
|-------|-------------------|---|---|-----|-----|----|----|----|-------|----|---|---|-----|-----|----|----|----|
| | GP | G | A | PTS | PIM | PG | SG | WG | TEAM | GP | G | A | PTS | PIM | PG | SG | WG |
| Bos. | 4 | 0 | 0 | 0 | 6 | 0 | 0 | 0 | NJD | 3 | 0 | 2 | 2 | 0 | 0 | 0 | 0 |
| Buf. | 1 | 0 | 1 | 1 | 0 | 0 | 0 | 0 | NYI | 4 | 3 | 1 | 4 | 2 | 2 | 0 | 0 |
| Cal. | 1 | 0 | 0 | 2 | 0 | 0 | 0 | 0 | NYR | 6 | 1 | 3 | 4 | 0 | 0 | 0 | 0 |
| Chi. | 2 | 0 | 1 | 1 | 2 | 0 | 0 | 0 | Phil. | 5 | 0 | 2 | 2 | 6 | 0 | 0 | 0 |
| Det. | 3 | 0 | 3 | 3 | 0 | 0 | 0 | 0 | Que. | 2 | 0 | 0 | 0 | 0 | 0 | 0 | 0 |
| Edm. | 2 | 0 | 0 | 0 | 2 | 0 | 0 | 0 | STL | 1 | 0 | 0 | 0 | 0 | 0 | 0 | 0 |
| Hart. | 1 | 0 | 1 | 1 | 11 | 0 | 0 | 0 | Tor. | 2 | 1 | 0 | 1 | 2 | 0 | 0 | 1 |
| LAK | 1 | 0 | 0 | 0 | 2 | 0 | 0 | 0 | Van. | 2 | 1 | 0 | 1 | 14 | 0 | 0 | 1 |
| Min. | 0 | 0 | 0 | 0 | 0 | 0 | 0 | 0 | Wash. | 6 | 0 | 0 | 0 | 10 | 0 | 0 | 0 |
| Mont. | 1 | 0 | 1 | 1 | 0 | 0 | 0 | 0 | Wpgg. | 2 | 0 | 1 | 1 | 7 | 0 | 0 | 0 |




ROB BROWN

Center 5' 11" 185 lbs.
 Age: 20 (April 10, 1968)
 Born: Kingston, Ontario
 Shoots: Left
 Acquired: 1986 Entry Draft (4th Round)
 Drafted: Pittsburgh's 4th choice, 67th overall in 1986 Entry Draft.

1987-88: Rob led all NHL rookies with a 30.0 shooting percentage and ranked 2nd in that category among all NHL players...he became the 6th Penguin rookie in club history to score 20 or more goals ranking 5th among NHL rookies in goals with 24 and 7th in points with 44. He finished 6th in team scoring and 4th in goals...was tied with Doug Bodger for 4th in power play goals with 13 which set a new club record for power play goals by a rookie breaking Mario Lemieux' record of 11 set in 1984...had a total of 15 (13g & 2a) points on the power play. He recorded 25 (16g & 9a) points at home and 19 (8g & 11a) points on the road...had an 8-game scoring streak from March 1-19 recording a total of 17 (9g & 8a) points in that span...registered 11 multiple point games including six 2 point games, three 3 point games and two 4 point games vs Montreal (1g & 3a) on March 25 and at Winnipeg (2g & 2a) on March 13. Rob suffered a broken finger during pre-season vs Montreal on Oct. 2 and was sidelined the first 6 games of the year. He was assigned to the Canadian National Junior Team on Dec. 14 and played in the World Junior Championships in the Soviet Union returning on Jan. 7. Rob scored his first two NHL goals vs New Jersey on Oct. 21 against Alain Chevrier.


CAREER: Rob left his mark in the junior ranks before turning pro...during his final year with Kamloops (WHL) Rob led the league in goals, assists and points and set career records for assists (343) and points (522)...he was honored as the 1986-87 Canadian Major Junior Player of the Year along with WHL Player of the Year and Western Division Player of the Year...was named to the WHL First All-Star Team in 1985-86 and 1986-87.

PERSONAL: Rob spent the off-season at his home in the Province of Alberta where he worked at two hockey schools...enjoys playing golf and tennis...his father played with the IHL Dayton Gems and is currently the general manager for the WHL Kamloops Blazers...has participated in the Big Brothers and Sisters program in Kamloops.



| Season | Team | League | Regular Season | | | | Playoffs | | | | | |
|-----------------------------|-------------------|------------|----------------|-----------|-----------|-----------|-----------|----|----|----|-----|-----|
| | | | GP | G | A | PTS | PIM | GP | G | A | PTS | PIM |
| 1983-84 | Kamloops | WHL | 50 | 16 | 42 | 58 | 80 | 15 | 1 | 2 | 3 | 17 |
| 1984-85 | Kamloops | WHL | 60 | 29 | 50 | 79 | 95 | 15 | 8 | 18 | 26 | 28 |
| 1985-86 | Kamloops | WHL | 69 | 58 | 115 | 173 | 171 | 16 | 18 | 28 | 46 | 14 |
| 1986-87 | Kamloops | WHL | 63 | 76 | 136 | 212 | 103 | 5 | 6 | 5 | 11 | 6 |
| 1987-88 | Pittsburgh | NHL | 51 | 24 | 20 | 44 | 56 | - | - | - | - | - |
| NHL & PGH TOTALS | | | 51 | 24 | 20 | 44 | 56 | - | - | - | - | - |

| TEAM | GP | G | A | PTS | PIM | PG | SG | WG | CAREER SCORING VS | | | | | | | | |
|-------|----|---|---|-----|-----|----|----|----|-------------------|----|---|---|-----|-----|----|----|----|
| | | | | | | | | | TEAM | GP | G | A | PTS | PIM | PG | SG | WG |
| Bos. | 1 | 0 | 0 | 0 | 0 | 0 | 0 | 0 | NJD | 4 | 2 | 1 | 3 | 19 | 2 | 0 | 0 |
| Buf. | 1 | 0 | 0 | 0 | 0 | 0 | 0 | 0 | NYI | 5 | 3 | 2 | 5 | 2 | 1 | 0 | 0 |
| Cal. | 3 | 0 | 2 | 2 | 2 | 0 | 0 | 0 | NYR | 2 | 0 | 0 | 0 | 0 | 0 | 0 | 0 |
| Chi. | 3 | 2 | 1 | 3 | 10 | 0 | 0 | 0 | Phil. | 3 | 0 | 1 | 1 | 4 | 0 | 0 | 0 |
| Det. | 1 | 0 | 0 | 0 | 0 | 0 | 0 | 0 | Que. | 3 | 1 | 0 | 1 | 0 | 1 | 0 | 1 |
| Edm. | 3 | 1 | 1 | 2 | 0 | 1 | 0 | 0 | STL | 3 | 2 | 0 | 2 | 1 | 0 | 0 | 0 |
| Hart. | 1 | 0 | 0 | 0 | 5 | 0 | 0 | 0 | Tor. | 3 | 2 | 1 | 3 | 0 | 0 | 0 | 0 |
| LAK | 1 | 0 | 0 | 0 | 0 | 0 | 0 | 0 | Van. | 2 | 0 | 1 | 1 | 0 | 0 | 0 | 0 |
| Min. | 2 | 3 | 3 | 6 | 4 | 1 | 0 | 0 | Wash. | 5 | 4 | 1 | 5 | 4 | 4 | 0 | 0 |
| Mont. | 2 | 1 | 3 | 4 | 6 | 0 | 0 | 0 | Wpg. | 3 | 2 | 3 | 5 | 2 | 2 | 0 | 0 |




ROD BUSKAS
 Defense 6' 1" 206 lbs.
 Age: 27 (January 7, 1961)
 Born: Wetasiwin, Alberta
 Shoots: Right
 Acquired: 1981 Entry Draft (6th Round)
 Drafted: Pittsburgh's 5th choice, 112 overall in 1981 Entry Draft

1987-88: Rod led the Penguins in penalty minutes accumulating a total of 206 during the season...he recorded 12 points through 76 games including 8 (2g & 6a) points at home and 4 (2g & 2a) points on the road...he ranked 3rd among Penguin defensemen in goals scored with 4, a personal NHL high...3 of his 4 goals were against Patrick Division opponents including 2 vs Washington...he had two 2-point games (1g & 1a) vs Washington on Nov. 28 and at NYI on Jan. 19...had 1 game-winner to his credit...played in his 300th NHL game vs Buffalo on Oct. 13.

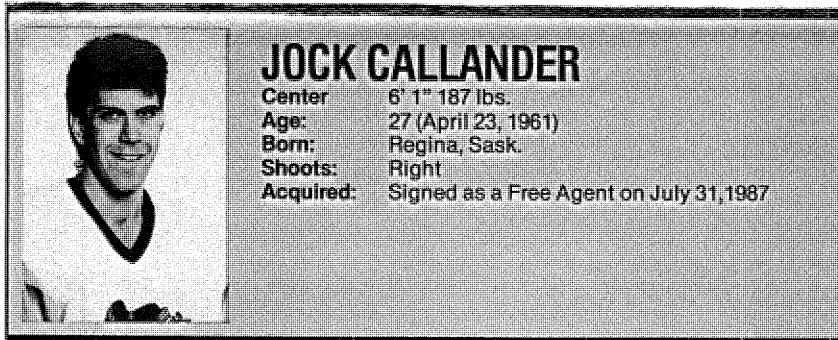
CAREER: Pittsburgh's fifth selection in the 1981 Entry Draft...played his junior hockey for Medicine Hat of the WHL...split his playing time between the NHL and AHL during his first three years of pro...coming off his fourth full season with the Penguins...currently ranks 3rd on the Pens' All-Time Penalty Minute List with 841 and ranks 11th in All-Time Games Played with 373.

PERSONAL: Rod and his wife Debbie reside at their home in Medicine Hat, Alberta during the summer months...he enjoys playing golf and slo-pitch softball.



| Season | Team | League | Regular Season | | | | Playoffs | | | | | |
|-----------------------------|--------------|--------|----------------|-----------|-----------|-----------|------------|----|---|---|-----|-----|
| | | | GP | G | A | PTS | PIM | GP | G | A | PTS | PIM |
| 1978-79 | Billings | WHL | 1 | 0 | 0 | 0 | 0 | | | | | |
| 1978-79 | Medicine Hat | WHL | 34 | 1 | 12 | 13 | 60 | | | | | |
| 1979-80 | Medicine Hat | WHL | 72 | 7 | 40 | 47 | 284 | 16 | 1 | 6 | 7 | 31 |
| 1980-81 | Medicine Hat | WHL | 72 | 14 | 46 | 60 | 164 | 5 | 1 | 1 | 2 | 8 |
| 1981-82 | Erie | AHL | 69 | 1 | 18 | 19 | 78 | | | | | |
| 1982-83 | PITTSBURGH | NHL | 41 | 2 | 2 | 4 | 102 | | | | | |
| 1982-83 | Baltimore | AHL | 31 | 2 | 8 | 10 | 45 | | | | | |
| 1983-84 | PITTSBURGH | NHL | 47 | 2 | 4 | 6 | 60 | | | | | |
| 1983-84 | Baltimore | AHL | 33 | 2 | 12 | 14 | 100 | 10 | 1 | 3 | 4 | 22 |
| 1984-85 | PITTSBURGH | NHL | 69 | 2 | 7 | 9 | 191 | | | | | |
| 1985-86 | PITTSBURGH | NHL | 72 | 2 | 7 | 9 | 159 | | | | | |
| 1986-87 | PITTSBURGH | NHL | 68 | 3 | 15 | 18 | 123 | | | | | |
| 1987-88 | PITTSBURGH | NHL | 76 | 4 | 8 | 12 | 206 | | | | | |
| NHL & PGH TOTALS | | | 373 | 15 | 43 | 58 | 841 | | | | | |

| TEAM | CAREER SCORING VS | | | | | | | | | | | | | | | | |
|-------|-------------------|---|---|-----|-----|----|----|----|-------|----|---|---|-----|-----|----|----|----|
| | GP | G | A | PTS | PIM | PG | SG | WG | TEAM | GP | G | A | PTS | PIM | PG | SG | WG |
| Bos. | 17 | 0 | 1 | 1 | 41 | 0 | 0 | 0 | NJD | 32 | 2 | 4 | 6 | 109 | 1 | 0 | 0 |
| Buf. | 15 | 1 | 1 | 2 | 27 | 0 | 0 | 0 | NYI | 29 | 3 | 1 | 4 | 24 | 0 | 0 | 0 |
| Cal. | 14 | 0 | 0 | 0 | 22 | 0 | 0 | 0 | NYR | 32 | 0 | 3 | 3 | 64 | 0 | 0 | 0 |
| Chi. | 14 | 1 | 1 | 2 | 23 | 1 | 0 | 0 | Phil. | 35 | 0 | 5 | 5 | 91 | 0 | 0 | 0 |
| Det. | 15 | 0 | 0 | 0 | 28 | 0 | 0 | 0 | Que. | 15 | 0 | 6 | 6 | 42 | 0 | 0 | 0 |
| Edm. | 12 | 1 | 1 | 2 | 8 | 0 | 0 | 0 | STL | 16 | 0 | 2 | 2 | 17 | 0 | 0 | 0 |
| Hart. | 16 | 0 | 1 | 1 | 47 | 0 | 0 | 0 | Tor. | 15 | 2 | 2 | 4 | 65 | 1 | 0 | 0 |
| LAK | 11 | 1 | 1 | 2 | 28 | 0 | 0 | 1 | Van. | 13 | 0 | 3 | 3 | 34 | 0 | 0 | 0 |
| Min. | 11 | 0 | 3 | 3 | 39 | 0 | 0 | 0 | Wash. | 33 | 2 | 5 | 7 | 79 | 0 | 0 | 0 |
| Mont. | 14 | 1 | 1 | 2 | 36 | 0 | 0 | 0 | Wpg. | 14 | 1 | 2 | 3 | 17 | 1 | 0 | 0 |



JOCK CALLANDER


Center 6' 1" 187 lbs.
 Age: 27 (April 23, 1961)
 Born: Regina, Sask.
 Shoots: Right
 Acquired: Signed as a Free Agent on July 31, 1987

1987-88: Started the year with Muskegon and was recalled to Pittsburgh on Nov. 9 where he recorded 14 (8g & 6a) points through his first 12 games played...recorded 16 (7g & 9a) points at home and 11 (4g & 7a) on the road...only scored one goal through his last 10 games played with the Penguins and was returned to Muskegon on February 24 where he spent the remainder of the season scoring 56 (20g & 36a) points in a total of 31 games...he recorded 7 power play goals and 4 game-winners with the Lumberjacks. Jock scored a goal in his first NHL game at Philadelphia on Nov. 12.


CAREER: Played his junior hockey with Regina of the WHL...after turning pro spent two years in the Central Hockey League and three plus years in the International Hockey League before breaking into the NHL last year with Pittsburgh...recorded over 100 points in each of his three full seasons in the IHL.

PERSONAL: Jock and his wife Kathi spent the off-season at their home in Regina, Sask...he enjoys playing golf...has done charity work for the Cancer Society.

| Season | Team | League | Regular Season | | | | | Playoffs | | | | |
|-----------------------------|------------|--------|----------------|-----------|-----------|-----------|-----------|----------|----|----|-----|-----|
| | | | GP | G | A | PTS | PIM | GP | G | A | PTS | PIM |
| 1979-80 | Regina | WHL | 39 | 9 | 11 | 20 | 25 | 18 | 8 | 5 | 13 | 0 |
| 1980-81 | Regina | WHL | 72 | 67 | 86 | 153 | 37 | 11 | 6 | 7 | 13 | 14 |
| 1981-82 | Regina | WHL | 71 | 79 | 111 | 190 | 59 | 20 | 13 | 26 | 39 | 37 |
| 1983-84 | Montana | CHL | 72 | 27 | 32 | 59 | 69 | - | - | - | - | - |
| 1983-84 | Toledo | CHL | 2 | 0 | 0 | 0 | 0 | - | - | - | - | - |
| 1984-85 | Muskegon | IHL | 82 | 39 | 68 | 107 | 86 | 17 | 8 | 13 | 21 | 33 |
| 1985-86 | Muskegon | IHL | 82 | 39 | 72 | 111 | 121 | 14 | 12 | 11 | 23 | 12 |
| 1986-87 | Muskegon | IHL | 82 | 54 | 82 | 136 | 110 | 15 | 13 | 7 | 20 | 23 |
| 1987-88 | Muskegon | IHL | 31 | 20 | 36 | 56 | 49 | 6 | 2 | 3 | 5 | 25 |
| 1987-88 | PITTSBURGH | NHL | 41 | 11 | 16 | 27 | 45 | - | - | - | - | - |
| NHL & PGH TOTALS | | | 41 | 11 | 16 | 27 | 45 | - | - | - | - | - |



| TEAM | CAREER SCORING VS | | | | | | | | | | | | | | | | |
|-------|-------------------|---|---|-----|-----|----|----|----|-------|----|---|---|-----|-----|----|----|----|
| | GP | G | A | PTS | PIM | PG | SG | WG | TEAM | GP | G | A | PTS | PIM | PG | SG | WG |
| Bos. | 2 | 0 | 0 | 0 | 14 | 0 | 0 | 0 | NJD | 3 | 0 | 0 | 0 | 0 | 0 | 0 | 0 |
| Buf. | 1 | 0 | 0 | 0 | 2 | 0 | 0 | 0 | NYI | 5 | 1 | 1 | 2 | 2 | 1 | 0 | 1 |
| Cal. | 2 | 3 | 1 | 4 | 2 | 0 | 0 | 0 | NYR | 4 | 1 | 4 | 2 | 5 | 1 | 0 | 1 |
| Chi. | 2 | 0 | 1 | 1 | 5 | 0 | 0 | 0 | Phil. | 3 | 2 | 1 | 0 | 1 | 0 | 0 | 0 |
| Det. | 2 | 0 | 3 | 3 | 0 | 0 | 0 | 0 | Que. | 1 | 1 | 0 | 0 | 2 | 0 | 0 | 0 |
| Edm. | 2 | 0 | 0 | 0 | 0 | 0 | 0 | 0 | STL | 1 | 1 | 0 | 0 | 5 | 0 | 0 | 0 |
| Hart. | 1 | 1 | 0 | 1 | 0 | 0 | 0 | 0 | Tor. | 1 | 0 | 0 | 0 | 0 | 0 | 0 | 0 |
| LAK | 2 | 0 | 0 | 0 | 0 | 0 | 0 | 0 | Van. | 2 | 2 | 1 | 3 | 2 | 0 | 0 | 0 |
| Min. | 1 | 0 | 0 | 0 | 0 | 0 | 0 | 0 | Wash. | 4 | 0 | 4 | 4 | 4 | 0 | 0 | 0 |
| Mont. | 1 | 0 | 0 | 0 | 0 | 0 | 0 | 0 | Wpg. | 1 | 0 | 0 | 0 | 0 | 0 | 0 | 0 |



PAUL COFFEY
 Defense 6' 0" 200 lbs.
 Age: 27 (June 1, 1961)
 Born: Weston, Ont.
 Shoots: Left
 Acquired: Trade with Edmonton on November 24, 1987
 Drafted: Edmonton's 1st choice, 6th overall, 1980 Entry Draft

1987-88: Traded to Pittsburgh on November 24, Paul added a new dimension to the Penguins' offensive attack, especially on the power play...42 (6g + 36a) of his 67 total points came on the power play...he finished 5th among NHL defensemen in scoring in spite of only playing in a total of 46 games...led team defensemen in goals, assists and points placing 4th overall in team scoring...ranked 2nd on the team in assists and 2nd among defensemen with 6 power play goals. After joining the team, Paul recorded a 7-game scoring streak with a total of 13 (1g + 12a) points before a bruised right knee vs NYI on December 11 sidelined him (3 games)...suffered torn cartilage in his right knee vs NJ on December 23 missing an additional game...recorded his 5th NHL hat trick at Chicago on January 20...recorded 41 (7g + 34) points at home and 26 (8g + 18a) on the road...had 19 multiple point games including 7 2-pt, 8 3-pt, 3 4-pt, and a 5 (2 + 3) point game at LA on February 13...his 15 goals left him one short of the club record set by Randy Carlyle in 1980-81.

CAREER: A two-time Norris Trophy winner as the NHL's best defenseman in 1985 and 1986, Paul has been named to the year-end NHL All Star Teams on 5 occasions...holds the NHL record for most goals in a season by a defenseman with 48 in 1985-86...he ranks 2nd among All-Time defensemen for points in a season with 138 in 1985-86, only one point behind Bobby Orr's record set in 1970-71...ranks 4th on the NHL All-Time Goal Scoring List among defensemen with 224 career goals...recorded his 700th NHL point at NYR on February 7 and his 500th NHL assist at St. Louis on March 10.


PERSONAL: Paul spent the off-season at his cottage in Mississauga, Ontario.



| Season | Team | League | Regular Season | | | | Playoffs | | | | | |
|-------------------|------------|--------|----------------|-----|-----|-----|----------|----|----|----|-----|-----|
| | | | GP | G | A | PTS | PIM | GP | G | A | PTS | PIM |
| 1978-79 | S.S. Marie | OHA | 68 | 17 | 72 | 89 | 103 | - | - | - | - | - |
| 1979-80 | S.S. Marie | OHA | 23 | 10 | 21 | 31 | 63 | - | - | - | - | - |
| 1979-80 | Kitchner | OHA | 52 | 19 | 52 | 71 | 130 | - | - | - | - | - |
| 1980-81 | Edmonton | NHL | 74 | 9 | 23 | 32 | 130 | 9 | 4 | 3 | 7 | 22 |
| 1981-82 | Edmonton | NHL | 80 | 29 | 60 | 89 | 106 | 5 | 1 | 1 | 2 | 6 |
| 1982-83 | Edmonton | NHL | 80 | 29 | 67 | 96 | 87 | 16 | 7 | 7 | 14 | 14 |
| 1983-84 | Edmonton | NHL | 80 | 40 | 86 | 126 | 104 | 19 | 8 | 14 | 22 | 21 |
| 1984-85 | Edmonton | NHL | 80 | 37 | 84 | 121 | 97 | 18 | 12 | 25 | 37 | 44 |
| 1985-86 | Edmonton | NHL | 79 | 48 | 90 | 138 | 120 | 10 | 1 | 9 | 10 | 30 |
| 1986-87 | Edmonton | NHL | 59 | 17 | 50 | 67 | 49 | 17 | 3 | 8 | 11 | 30 |
| 1987-88 | PITTSBURGH | NHL | 46 | 15 | 52 | 67 | 93 | - | - | - | - | - |
| NHL TOTALS | | | 578 | 224 | 512 | 736 | 786 | 94 | 36 | 67 | 103 | 167 |
| PGH TOTALS | | | 46 | 15 | 52 | 67 | 93 | - | - | - | - | - |

Traded by Edmonton to Pittsburgh with Dave Hunter and Wayne Van Dorp for Craig Simpson, Moe Mantha, Dave Hannan and Chris Joseph, on Nov. 24, 1987.

| TEAM | CAREER SCORING VS | | | | | | | | | | | | | | | | |
|-------|-------------------|----|----|-----|-----|----|----|----|-------|----|----|----|-----|-----|----|----|----|
| | GP | G | A | PTS | PIM | PG | SG | WG | TEAM | GP | G | A | PTS | PIM | PG | SG | WG |
| Bos. | 22 | 3 | 14 | 17 | 32 | 1 | 0 | 0 | NJD | 30 | 12 | 19 | 31 | 18 | 4 | 0 | 1 |
| Buf. | 22 | 3 | 16 | 19 | 33 | 0 | 1 | 0 | NYI | 23 | 11 | 12 | 23 | 34 | 7 | 0 | 1 |
| Cal. | 53 | 26 | 49 | 75 | 66 | 7 | 2 | 0 | NYR | 25 | 8 | 24 | 32 | 6 | 3 | 1 | 0 |
| Chi. | 23 | 16 | 23 | 39 | 57 | 2 | 2 | 0 | Phil. | 24 | 9 | 18 | 27 | 34 | 5 | 0 | 0 |
| Det. | 22 | 10 | 22 | 32 | 36 | 1 | 0 | 1 | Pgh. | 20 | 9 | 17 | 26 | 14 | 2 | 1 | 0 |
| Edm. | 2 | 1 | 2 | 3 | 10 | 0 | 0 | 0 | Que. | 23 | 9 | 29 | 38 | 23 | 1 | 3 | 0 |
| Hart. | 23 | 11 | 22 | 33 | 46 | 7 | 0 | 1 | STL | 21 | 5 | 29 | 27 | 20 | 2 | 0 | 0 |
| LAK | 50 | 27 | 50 | 77 | 73 | 5 | 2 | 4 | Tor. | 24 | 6 | 23 | 29 | 26 | 1 | 1 | 0 |
| Min. | 22 | 9 | 15 | 24 | 36 | 4 | 0 | 1 | Van. | 51 | 18 | 52 | 70 | 73 | 4 | 1 | 3 |
| Mont. | 24 | 5 | 15 | 20 | 26 | 3 | 0 | 1 | Wash. | 27 | 9 | 23 | 32 | 46 | 4 | 0 | 0 |
| | | | | | | | | | Wpg. | 47 | 17 | 45 | 62 | 77 | 6 | 0 | 2 |



JOHN CULLEN
Center 5' 10" 187 lbs.
Age: 24 (August 2, 1964)
Born: Puslinch, Ont.
Shoots: Right
Acquired: Signed as a free agent on June 21, 1988
Drafted: Buffalo's 2nd choice, 10th overall in 1986 Supplemental Draft


1987-88: John was named the International Hockey League's Most Valuable Player as he led the league in scoring with 157 points in 81 games with Flint...he also captured the IHL's Rookie of the Year honors along with Saginaw's goaltender Ed Belfour. John led Flint to the division title while leading the Spirits in points (157) and assists (109) and recorded a total of 19 power play during his first pro season...during the playoffs he recorded 26 (11g & 15a) points through 16 games. The Hockey News honored him as the 1987-88 Minor League Player of the Year.

CAREER: John played 4 years at Boston University before turning pro...he was named the ECAC Rookie of the Year in 1984 and was honored as a Hockey East First Team All-Star in 1985 and 1986, NCAA East Second Team All-Star in 1986 and Hockey East Second Team All-Star in 1987...in addition he was a 1986-87 Hobey Baker finalist. During his career at Boston University, he accumulated a total of 241 points (98g & 143a) through 160 games.

PERSONAL: John enjoys all sports and worked at hockey schools during the off-season...his father Barry, played 4 seasons in the NHL with Toronto and Detroit organizations while his uncles combined for 11 years of NHL experience (Brian, 6 years between Toronto and NYR and Ray, 5 years between NYR, Vancouver, Minnesota and Detroit).

| Season | Team | League | Regular Season | | | | PIM | Playoffs | | | | |
|---------|-----------|--------|----------------|----|-----|-----|-----|----------|----|----|-----|-----|
| | | | GP | G | A | PTS | | GP | G | A | PTS | PIM |
| 1983-84 | Boston U. | ECAC | 40 | 23 | 33 | 56 | 28 | - | - | - | - | - |
| 1984-85 | Boston U. | H.E. | 41 | 27 | 32 | 59 | 46 | - | - | - | - | - |
| 1985-86 | Boston U. | H.E. | 43 | 25 | 49 | 74 | 54 | - | - | - | - | - |
| 1986-87 | Boston U. | H.E. | 36 | 23 | 29 | 52 | 35 | - | - | - | - | - |
| 1987-88 | Flint | IHL | 81 | 48 | 109 | 157 | 113 | 16 | 11 | 15 | 26 | 16 |





RANDY CUNNEYWORTH

LEFT WING 5'11" 190 lbs.
Age: 27 (May 10, 1961)
Born: Etobicoke, Ont.
Shoots: Left
Acquired: Trade with Buffalo on October 4, 1985
Drafted: Buffalo's 9th choice, 167 overall 1980 Entry Draft.


1987-88: The Penguins highest scoring winger last year, Randy set new personal career highs in scoring while ranking 3rd on the team in points (74), goals (35) and tied with Dan Quinn in assists (39)...also ranked third on the team in power play goals with 14...had a total of 29 points on the power play (14g & 15a). He recorded 20 multiple point games (13-2pts)(4-3pts)(3-4pts)...put together a 7 game point scoring streak from Nov. 25 through Dec. 11 recording 5 goals plus 7 assists for 12 points in that span...he had a total of 46 (20g & 26a) points at home and 28 (15g & 13a) points on the road. Randy missed 1 game due to injury with a bruised ankle vs NYI on March 5...he missed 8 games from Jan. 16-30 due to NHL suspension (5 games - 5 minute hi-stick penalty vs Boston on Dec. 29)(3 games - match penalty vs NYI on Jan. 12). He finished the season with 6 games winners to his credit, placing 2nd on the team in that category. Played in his 200th NHL game Dec. 2 vs NYI and scored his 100th NHL assist on April 2 at Washington.

CAREER: Played his junior hockey with Ottawa in the OHL and was Buffalo's 9th choice in the 1980 Entry Draft...was recalled for one game with the Sabres during his last year of junior...played 20 games with Buffalo in 1981-82 with the remainder of his time spent in Rochester of the AHL prior to joining the Pens for the 1985-86 season. He currently ranks 17th on the Pens All-Time Goals List with 76, 18th on the Pens All-Time Penalty Minutes List with 357 and 19th on the Pens All-Time Scoring List with 172 points.


PERSONAL: Randy and his wife Jennifer are the parents of a son, Gregory (22 months)...Randy enjoys cars and motorcycles as a hobby along with tennis and water sports...make their home in Rochester, NY during the off-season.

| Season | Team | League | Regular Season | | | | Playoffs | | | | | |
|-------------------|------------|--------|----------------|-----------|------------|------------|------------|----|---|----|-----|-----|
| | | | GP | G | A | PTS | PIM | GP | G | A | PTS | PIM |
| 1979-80 | Ottawa | OHA | 63 | 16 | 25 | 41 | 145 | 11 | 0 | 1 | 1 | 13 |
| 1980-81 | Ottawa | OHA | 67 | 54 | 74 | 128 | 240 | 15 | 5 | 8 | 13 | 35 |
| 1980-81 | Buffalo | NHL | 1 | 0 | 0 | 0 | 0 | | | | | |
| 1980-81 | Rochester | AHL | 1 | 0 | 1 | 1 | 2 | | | | | |
| 1981-82 | Buffalo | NHL | 20 | 2 | 4 | 6 | 47 | | | | | |
| 1981-82 | Rochester | AHL | 57 | 12 | 15 | 27 | 86 | 9 | 4 | 0 | 4 | 30 |
| 1982-83 | Rochester | AHL | 73 | 23 | 33 | 56 | 111 | 16 | 4 | 4 | 8 | 35 |
| 1983-84 | Rochester | AHL | 54 | 18 | 17 | 35 | 85 | 17 | 5 | 10 | 55 | |
| 1984-85 | Rochester | AHL | 72 | 30 | 38 | 68 | 148 | 5 | 2 | 1 | 3 | 6 |
| 1985-86 | PITTSBURGH | NHL | 75 | 15 | 30 | 45 | 74 | | | | | |
| 1986-87 | PITTSBURGH | NHL | 79 | 26 | 27 | 53 | 142 | | | | | |
| 1987-88 | PITTSBURGH | NHL | 71 | 35 | 39 | 74 | 141 | | | | | |
| NHL TOTALS | | | 246 | 78 | 100 | 178 | 406 | | | | | |
| PGH TOTALS | | | 225 | 76 | 96 | 172 | 357 | | | | | |

Traded to Pittsburgh by Buffalo with Mike Moller for Pat Hughes, October 4, 1985.



| TEAM | GP | G | A | PTS | PIM | CAREER SCORING VS | | | | | | | | | | | |
|-------|----|---|---|-----|-----|-------------------|----|----|-------|----|----|----|-----|-----|----|----|----|
| | | | | | | PG | SG | WG | TEAM | GP | G | A | PTS | PIM | PG | SG | WG |
| Bos. | 11 | 3 | 0 | 3 | 20 | 1 | 0 | 0 | NJD | 21 | 6 | 4 | 10 | 53 | 2 | 0 | 1 |
| Buf. | 9 | 2 | 5 | 7 | 18 | 0 | 0 | 1 | NYI | 21 | 8 | 11 | 19 | 45 | 2 | 1 | 2 |
| Cal. | 9 | 4 | 3 | 7 | 8 | 1 | 0 | 2 | NYR | 21 | 9 | 5 | 14 | 39 | 3 | 1 | 1 |
| Chi. | 7 | 2 | 0 | 2 | 4 | 1 | 0 | 0 | Phil. | 22 | 7 | 5 | 12 | 65 | 3 | 0 | 1 |
| Det. | 9 | 4 | 7 | 11 | 7 | 1 | 0 | 0 | Pgh. | 1 | 0 | 0 | 0 | 25 | 0 | 0 | 0 |
| Edm. | 8 | 0 | 5 | 5 | 0 | 0 | 0 | 0 | Que. | 10 | 7 | 5 | 12 | 6 | 0 | 0 | 0 |
| Hart. | 10 | 4 | 6 | 10 | 11 | 0 | 0 | 1 | STL | 10 | 1 | 8 | 9 | 6 | 1 | 0 | 0 |
| LAK | 8 | 3 | 5 | 8 | 9 | 0 | 0 | 0 | Tor. | 8 | 0 | 5 | 5 | 13 | 0 | 0 | 0 |
| Min. | 9 | 2 | 4 | 6 | 4 | 2 | 0 | 0 | Van. | 10 | 0 | 5 | 5 | 22 | 0 | 0 | 0 |
| Mont. | 10 | 4 | 2 | 6 | 5 | 0 | 0 | 1 | Wash. | 23 | 11 | 11 | 22 | 43 | 2 | 2 | 2 |
| | | | | | | | | | Wpg. | 9 | 1 | 4 | 5 | 7 | 0 | 0 | 1 |



CHRIS DAHLQUIST


Defense 6' 1" 196 lbs.
Age: 25 (December 14, 1962)
Born: Fridley, Minn.
Shoots: Left
Acquired: Signed by Pittsburgh as a free agent on May 7, 1985

1987-88: In his first full season with Pittsburgh, Chris recorded 9 points through 44 games played...he was tied for 4th among defensemen with Zarley Zalapski in goals scored with 3 to his credit...he recorded 5 (3g & 2a) points at home and 4 (0g & 4a) points on the road...had 2 multiple point games scoring 1 goal & 1 assist vs Boston on December 29 and 3 assists at Detroit on January 10. Chris did not dress for 21 of the last 25 games of the season.


CAREER: Chris will enter his 4th pro season since signing as a free agent out of Lake Superior State College in 1985...during his four year career at LSSC, Chris was named to the CCHA All Academic Team and CCHA 2nd All Star Team...served as team captain during his junior and senior years...named LSSC Athlete of the year in 1985...helped lead his team to the CCHA Tournament finals in 1984-85. He served as team captain while playing with Baltimore of the American Hockey League.

PERSONAL: Chris and his wife Jeanie reside in Fridley, Minnesota during the off-season where he works in real estate and serves as an instructor at a hockey school...enjoys fishing and playing golf...would like to obtain his masters degree in business administration after his hockey career.

| Season | Team | League | GP | Regular Season | | | | Playoffs | | | | | |
|-----------------------------|---------------|--------|-----------|----------------|----------|-----------|-----------|----------|---|---|-----|-----|---|
| | | | | G | A | PTS | PIM | GP | G | A | PTS | PIM | |
| 1981-82 | Lake Superior | CCHA | 39 | 4 | 10 | 14 | 62 | - | - | - | - | - | - |
| 1982-83 | Lake Superior | CCHA | 35 | 0 | 12 | 12 | 63 | - | - | - | - | - | - |
| 1983-84 | Lake Superior | CCHA | 40 | 4 | 19 | 23 | - | 76 | - | - | - | - | - |
| 1984-85 | Lake Superior | CCHA | 32 | 4 | 10 | 14 | 18 | - | - | - | - | - | - |
| 1985-86 | Baltimore | AHL | 65 | 4 | 21 | 25 | 64 | - | - | - | - | - | - |
| 1985-86 | PITTSBURGH | NHL | 5 | 1 | 2 | 3 | 2 | - | - | - | - | - | - |
| 1986-87 | PITTSBURGH | NHL | 19 | 0 | 1 | 1 | 20 | - | - | - | - | - | - |
| 1986-87 | Baltimore | AHL | 51 | 1 | 16 | 17 | 50 | - | - | - | - | - | - |
| 1987-88 | PITTSBURGH | NHL | 44 | 3 | 6 | 9 | 69 | - | - | - | - | - | - |
| NHL & PGH TOTALS | | | 68 | 4 | 9 | 13 | 93 | - | - | - | - | - | - |



| TEAM | CAREER SCORING VS | | | | | | | | | | | | | | | | |
|-------|-------------------|---|---|-----|-----|----|----|----|-------|----|---|---|-----|-----|----|----|----|
| | GP | G | A | PTS | PIM | PG | SG | WG | TEAM | GP | G | A | PTS | PIM | PG | SG | WG |
| Bos. | 3 | 1 | 1 | 2 | 0 | 0 | 0 | 0 | NJD | 4 | 0 | 1 | 1 | 8 | 0 | 0 | 0 |
| Bur. | 2 | 0 | 0 | 0 | 2 | 0 | 0 | 0 | NYI | 12 | 1 | 1 | 2 | 16 | 0 | 0 | 0 |
| Cal. | 0 | 0 | 0 | 2 | 0 | 0 | 0 | 0 | NYR | 7 | 0 | 0 | 0 | 14 | 0 | 0 | 0 |
| Chi. | 2 | 0 | 1 | 1 | 4 | 0 | 0 | 0 | Phil. | 5 | 0 | 0 | 0 | 11 | 0 | 0 | 0 |
| Det. | 4 | 0 | 3 | 3 | 4 | 0 | 0 | 0 | Que. | 2 | 0 | 0 | 0 | 8 | 0 | 0 | 0 |
| Edm. | 2 | 0 | 0 | 0 | 4 | 0 | 0 | 0 | STL | 2 | 0 | 1 | 1 | 0 | 0 | 0 | 0 |
| Hart. | 1 | 0 | 0 | 0 | 0 | 0 | 0 | 0 | Tor. | 2 | 0 | 0 | 0 | 4 | 0 | 0 | 0 |
| LAK | 3 | 2 | 0 | 2 | 0 | 0 | 0 | 0 | Van. | 1 | 0 | 0 | 0 | 0 | 0 | 0 | 0 |
| Min. | 3 | 0 | 1 | 1 | 14 | 0 | 0 | 0 | Wash. | 6 | 0 | 0 | 0 | 6 | 0 | 0 | 0 |
| Mont. | 4 | 0 | 0 | 0 | 0 | 0 | 0 | 0 | Wpg. | 1 | 0 | 0 | 0 | 0 | 0 | 0 | 0 |



BOB ERREY


Left Wing 5' 10" 177 lbs.
Age: 24 (September 21, 1964)
Born: Montreal, Que.
Shoots: Left
Acquired: 1983 Entry Draft (1st Round)
Drafted: Pittsburgh's 1st choice, 15th overall, 1983 Entry Draft

1987-88: After having a good training camp Bob suffered a broken left wrist vs Montreal on October 2 in exhibition play, an injury that would sideline him for three fourths of the season...he missed the first 62 games of the year and returned to the lineup on February 25 at NYR playing in 17 of the remaining games...he recorded a total of 9 (3g & 6a) points including a 2 point (1g & 1a) game vs NYI on March 5 and 3 assists at Washington on April 2...he had 4 (2g & 2a) points at home and 5 (1g & 4a) points on the road. Bob played in his 200th NHL game on March 19 vs Philadelphia.


CAREER: Pittsburgh's first round draft choice in the 1983 Entry Draft, Bob will enter his sixth year with the Penguins' organization...after spending his rookie season with Pittsburgh in 1983-84, he split the following two years between Pittsburgh and its AHL affiliate in Baltimore...played his junior hockey with Peterborough of the OHL and hit the 100-point plateau during his final year scoring 53 goals and 47 assists...was named to the OHL 1st All Star Team in 1983.

PERSONAL: Bob spent most of the summer in Pittsburgh and enjoys golf and studying real estate...lists his most memorable moment in hockey as scoring two goals 14 seconds apart in his first game of the 1985-86 season...would like to have a career in real estate after hockey.

| Season | Team | League | Regular Season | | | | Playoffs | | | | | |
|-----------------------------|--------------|--------|----------------|-----------|-----------|-----------|------------|----|---|-----|-----|----|
| | | | GP | G | A | PTS | PIM | GP | A | PTS | PIM | |
| 1981-82 | Peterborough | OHL | 68 | 29 | 31 | 60 | 39 | 9 | 3 | 1 | 4 | 9 |
| 1982-83 | Peterborough | OHL | 67 | 53 | 47 | 100 | 74 | 4 | 1 | 3 | 4 | 7 |
| 1983-84 | PITTSBURGH | NHL | 65 | 9 | 13 | 22 | 29 | - | - | - | - | - |
| 1984-85 | PITTSBURGH | NHL | 16 | 0 | 2 | 2 | 7 | - | - | - | - | - |
| 1984-85 | Baltimore | AHL | 59 | 17 | 24 | 41 | 14 | 8 | 3 | 4 | 7 | 11 |
| 1985-86 | PITTSBURGH | NHL | 37 | 11 | 6 | 17 | 8 | - | - | - | - | - |
| 1985-86 | Baltimore | AHL | 18 | 8 | 7 | 15 | 8 | - | - | - | - | - |
| 1986-87 | PITTSBURGH | NHL | 72 | 16 | 18 | 34 | 46 | - | - | - | - | - |
| 1987-88 | PITTSBURGH | NHL | 17 | 3 | 6 | 9 | 18 | - | - | - | - | - |
| NHL & PGH TOTALS | | | 207 | 39 | 45 | 84 | 108 | - | - | - | - | - |



| TEAM | CAREER SCORING VS | | | | | | | | | | | | | | | | |
|-------|-------------------|---|---|-----|-----|----|----|----|-------|----|---|---|-----|-----|----|----|----|
| | GP | G | A | PTS | PIM | PG | SG | WG | TEAM | GP | G | A | PTS | PIM | PG | SG | WG |
| Bos. | 8 | 0 | 1 | 1 | 0 | 0 | 0 | 0 | NJD | 16 | 3 | 4 | 7 | 6 | 0 | 0 | 0 |
| Buf. | 7 | 2 | 2 | 4 | 0 | 0 | 0 | 0 | NYI | 18 | 3 | 3 | 6 | 4 | 0 | 0 | 0 |
| Cal. | 11 | 1 | 3 | 4 | 2 | 0 | 0 | 0 | NYR | 19 | 7 | 5 | 12 | 24 | 3 | 0 | 0 |
| Chi. | 9 | 2 | 0 | 2 | 10 | 0 | 0 | 0 | Phil. | 19 | 1 | 6 | 0 | 7 | 0 | 0 | 1 |
| Det. | 6 | 1 | 0 | 1 | 4 | 0 | 0 | 1 | Que. | 8 | 1 | 2 | 3 | 2 | 0 | 0 | 0 |
| Edm. | 7 | 3 | 0 | 3 | 6 | 0 | 0 | 0 | STL | 6 | 2 | 0 | 2 | 4 | 1 | 0 | 0 |
| Hart. | 8 | 1 | 3 | 4 | 6 | 0 | 1 | 0 | Tor. | 8 | 0 | 0 | 0 | 0 | 0 | 0 | 0 |
| LAK | 8 | 2 | 3 | 5 | 0 | 0 | 0 | 0 | Van. | 7 | 0 | 1 | 1 | 2 | 0 | 0 | 0 |
| Min. | 11 | 2 | 2 | 4 | 12 | 0 | 0 | 0 | Wash. | 15 | 3 | 7 | 10 | 13 | 0 | 0 | 0 |
| Mont. | 7 | 1 | 2 | 3 | 0 | 0 | 0 | 0 | Wpg. | 9 | 4 | 1 | 5 | 0 | 0 | 0 | 1 |



DAN FRAWLEY


Right Wing 6' 1" 195 lbs.
 Age: 26 (June 2, 1962)
 Born: Sturgeon Fall, Ont.
 Shoots: Right
 Acquired: Claimed in Waiver Draft from Chicago on October 7, 1985
 Drafted: Chicago's 15th choice, 204th overall, 1980 Entry Draft

1987-88: Three proved to be an unlucky number for Dan as his third season with the Penguins was hampered by injuries...named the team captain at the start of the season and played the first 24 games before suffering torn ligaments in his right knee vs NYI on Dec. 2...had arthroscopic surgery on Dec. 4 and missed the following 29 games...was replaced by Mario Lemieux as team captain as it was uncertain when he would return to the lineup. Returned to action on Feb. 4 vs Minnesota and played the following 19 games before a leg injury at Philadelphia on March 20 took him out of the lineup for another 3 games...he returned to play the final four games of the season. Dan ranked 2nd on the team in penalty minutes after leading the team in that category the previous 2 years...has the club record for most penalty minutes in a season by a right wing. He recorded 9 (4g & 5a) points at home and 5(2g & 3a) points on the road...Eight of his 14 points came during the month of March...recorded two 2-point (1g & 1a) games during the season vs NYI on March 5 and vs Toronto on March 16.


CAREER: Chosen by the Pens in the 1985 NHL Waiver Draft from Chicago...played junior hockey with Sudbury and Cornwall of the OHL winning the Memorial Cup Championship in 1981...drafted by Chicago in the 1980 Entry Draft, he spent 3 seasons with the Black Hawks organization prior to joining Pittsburgh. He currently ranks 9th on the Pens' All-Time Penalty Minute List with 544.

PERSONAL: Dan and his wife Wanda have a son Carson (10)...enjoys reading, fishing and boating...brother Mike played goal for Kansas City in the CHL... Nickname: Frawls.

| Season | Team | League | Regular Season | | | | | Playoffs | | | | |
|-------------------|-------------|--------|----------------|-----------|-----------|-----------|------------|----------|----------|----------|----------|----------|
| | | | GP | G | A | PTS | PIM | GP | G | A | PTS | PIM |
| 1979-80 | Sudbury | OHL | 63 | 21 | 26 | 47 | 67 | 8 | 0 | 1 | 1 | 2 |
| 1980-81 | Cornwall | QMJHL | 28 | 10 | 14 | 24 | 76 | 18 | 5 | 12 | 17 | 37 |
| 1981-82 | Cornwall | OHL | 64 | 27 | 50 | 77 | 239 | 5 | 3 | 8 | 11 | 19 |
| 1982-83 | Springfield | AHL | 80 | 30 | 27 | 57 | 107 | - | - | - | - | - |
| 1983-84 | Chicago | NHL | 3 | 0 | 0 | 0 | 0 | - | - | - | - | - |
| 1983-84 | Springfield | AHL | 69 | 22 | 34 | 56 | 137 | 4 | 0 | 1 | 1 | 12 |
| 1984-85 | Chicago | NHL | 30 | 4 | 3 | 7 | 64 | 1 | 0 | 0 | 0 | 0 |
| 1984-85 | Milwaukee | IHL | 25 | 11 | 12 | 23 | 125 | - | - | - | - | - |
| 1985-86 | PITTSBURGH | NHL | 69 | 10 | 11 | 21 | 174 | - | - | - | - | - |
| 1986-87 | PITTSBURGH | NHL | 78 | 14 | 14 | 28 | 218 | - | - | - | - | - |
| 1987-88 | PITTSBURGH | NHL | 48 | 6 | 8 | 14 | 152 | - | - | - | - | - |
| NHL TOTALS | | | 228 | 34 | 36 | 70 | 608 | 1 | 0 | 0 | 0 | 0 |
| PGH TOTALS | | | 195 | 30 | 33 | 63 | 544 | - | - | - | - | - |



| TEAM | CAREER SCORING VS | | | | | | | | | | | | | | | | |
|-------|-------------------|---|---|-----|-----|----|----|----|-------|----|---|---|-----|-----|----|----|----|
| | GP | G | A | PTS | PIM | PG | SG | WG | TEAM | GP | G | A | PTS | PIM | PG | SG | WG |
| Bos. | 9 | 3 | 1 | 4 | 21 | 1 | 0 | 0 | NJD | 20 | 5 | 3 | 8 | 39 | 1 | 0 | 0 |
| Buf. | 10 | 0 | 2 | 2 | 25 | 0 | 0 | 0 | NYI | 17 | 3 | 2 | 5 | 35 | 0 | 0 | 0 |
| Cal. | 9 | 0 | 2 | 2 | 18 | 0 | 0 | 0 | NYR | 15 | 0 | 2 | 2 | 37 | 0 | 0 | 0 |
| Chi. | 7 | 1 | 0 | 1 | 20 | 0 | 0 | 0 | Phil. | 20 | 0 | 1 | 1 | 77 | 0 | 0 | 0 |
| Det. | 10 | 1 | 1 | 2 | 31 | 1 | 0 | 0 | Pgh. | 3 | 2 | 0 | 2 | 9 | 0 | 0 | 0 |
| Edm. | 8 | 2 | 1 | 3 | 17 | 1 | 0 | 0 | Que. | 8 | 1 | 3 | 4 | 6 | 0 | 0 | 1 |
| Hart. | 7 | 2 | 3 | 5 | 9 | 0 | 0 | 0 | STL | 12 | 3 | 0 | 3 | 22 | 0 | 0 | 0 |
| LAK | 7 | 1 | 3 | 4 | 25 | 0 | 0 | 0 | Tor. | 10 | 2 | 1 | 3 | 34 | 0 | 1 | 1 |
| Min. | 10 | 3 | 1 | 4 | 41 | 0 | 1 | 1 | Van. | 9 | 2 | 2 | 4 | 24 | 1 | 0 | 0 |
| Mont. | 8 | 2 | 2 | 4 | 31 | 1 | 0 | 0 | Wash. | 20 | 1 | 3 | 4 | 59 | 0 | 0 | 0 |
| | | | | | | | | | Wpg. | 9 | 0 | 3 | 3 | 0 | 0 | 0 | 0 |




STEVE GUENETTE

Goaltender 5' 9" 171 lbs.
 Age: 23 (November 13, 1965)
 Born: Montreal, Que.
 Catches: Left
 Acquired: Signed as a free agent on June 16, 1986

1987-88: Assigned to Muskegon after training camp, Steve played a total of 33 games for the Lumberjacks and won the IHL goals against average title posting a 2.81 average...also led the IHL in shutouts with 4. Steve was recalled to Pittsburgh on November 9 and played 3 games (1 wins -2 wins) before returning to Muskegon on Dec. 1. He was recalled again on February 24 for the remainder of the season playing 16 games (11 wins-5 losses) of the final 18 games... recorded his first NHL shutout vs Philadelphia on March 19...had 8 wins & 1 losses at home and 4 wins & 6 losses on the road...was assessed 2 penalty minutes during the season. Steve finished the year with 12 wins & 7 losses NHL record posting a 3.35 average...led Pittsburgh netminders in wins... won 9 of 11 games in March.


CAREER: Steve played three years of junior with Guelph in the OHL winning the 1986 Memorial Cup Championship while posting a 3.00 goals against average and 3 wins-1loss record throughout the tournament leading his team to their first junior championship since 1952...was named to the 1986 OHL Second All-Star Team...was named to the 1986 Memorial Cup First All-Star Team and was presented the Leo Lalonde Trophy as the Overage Player of the Year. During his first pro season with Baltimore, Steve led the AHL in shutouts with 5.

PERSONAL: Steve and wife Cherly Marie were married during the off-season... enjoys golf and tennis...would like to own and race standard bred horses after hockey career.



| Season | Team | League | Regular Season | | | | Playoffs | | | | | |
|-----------------------------|------------|--------|----------------|-------------|-----------|----------|-------------|----|------|----|----|------|
| | | | GP | MP | GA | SO | AVG | GP | MP | GA | SO | AVG |
| 1983-84 | Guelph | OHL | 38 | 1808 | 155 | 0 | 5.14 | - | - | - | - | - |
| 1984-85 | Guelph | OHL | 47 | 2593 | 200 | 1 | 4.63 | - | - | - | - | - |
| 1986-87 | Guelph | OHL | 48 | 2908 | 165 | 3 | 3.40 | 24 | 1367 | 66 | 1 | 2.90 |
| 1986-87 | Baltimore | AHL | 54 | 3035 | 157 | 5 | 3.10 | - | - | - | - | - |
| 1986-87 | PITTSBURGH | NHL | 2 | 113 | 8 | 0 | 4.25 | - | - | - | - | - |
| 1987-88 | Muskegon | IHL | 33 | 1943 | 91 | 4 | 2.81 | - | - | - | - | - |
| 1987-88 | PITTSBURGH | NHL | 19 | 1092 | 61 | 1 | 3.35 | - | - | - | - | - |
| NHL & PGH TOTALS | | | 21 | 1205 | 69 | 1 | 3.44 | - | - | - | - | - |

| TEAM | GP | MP | GA | SO | AVG | W | L | T |
|--------------|----|-----|----|----|------|---|---|---|
| Calgary | 1 | 60 | 4 | 0 | 4.00 | 1 | 0 | 0 |
| Hartford | 2 | 113 | 6 | 0 | 3.19 | 1 | 1 | 0 |
| Minnesota | 1 | 60 | 3 | 0 | 3.00 | 1 | 0 | 0 |
| Montreal | 1 | 60 | 2 | 0 | 2.00 | 1 | 0 | 0 |
| New Jersey | 2 | 120 | 11 | 0 | 5.50 | 0 | 2 | 0 |
| NY Islanders | 1 | 60 | 3 | 0 | 3.00 | 1 | 0 | 0 |
| NY Rangers | 1 | 60 | 2 | 0 | 2.00 | 0 | 1 | 0 |
| Philadelphia | 4 | 240 | 13 | 1 | 3.25 | 1 | 3 | 1 |
| Quebec | 2 | 88 | 3 | 0 | 2.05 | 2 | 0 | 0 |
| St. Louis | 1 | 60 | 6 | 0 | 6.00 | 0 | 1 | 0 |
| Toronto | 1 | 60 | 2 | 0 | 2.00 | 1 | 0 | 0 |
| Vancouver | 1 | 40 | 3 | 0 | 4.50 | 0 | 1 | 0 |
| Washington | 2 | 124 | 7 | 0 | 3.39 | 2 | 0 | 0 |
| Winnipeg | 1 | 60 | 4 | 0 | 4.00 | 1 | 0 | 0 |




RANDY HILLIER
 Defense 6' 1" 186 lbs.
 Age: 28 (March 30, 1960)
 Born: Toronto, Ont.
 Shoots: Right
 Acquired: Trade with Boston on October 15, 1984
 Drafted: Boston's 4th choice, 102nd overall, 1980 Entry Draft

1987-88: Randy missed the first 7 games of the season after suffering a hip injury at training camp...he ranked 4th on the team in penalty minutes with 144, 2nd among defensemen...he recorded 13 points through 55 games with his only goal coming at Buffalo on December 27...had 7 (0g & 7a) points at home and 6 (1g & 5a) points on the road...tied for 4th among defensemen with Jim Johnson and Phil Bourque with 12 assists...registered 2 assists vs Los Angeles on January 5. Randy was also sidelined for 7 games after sustaining a bruised ankle at Calgary on November 21. He played in his 300th NHL game on November 7 at Boston.

CAREER: Boston's 4th selection in the 1980 Entry Draft, Randy broke into the NHL ranks with the Bruins in 1981-82...spent four years in the Boston organization prior to being traded to Pittsburgh for the 1984-85 season...played his junior hockey with Sudbury of the OHL and was named to the 1979-80 OHL All-Star Team. Randy currently ranks 19th on the Pens' All-Time Penalty Minute List with 350.


PERSONAL: Randy and his wife Heather have a daughter Lara (18 months)...an active volunteer with Pittsburgh's Cystic Fibrosis Foundation, he has served as honorary chairman for the CF "65 Roses" Club the past 3 years...enjoys playing golf and reading.



| Season | Team | League | Regular Season | | | | Playoffs | | | | | |
|------------|-------------|--------|----------------|----|----|-----|----------|----|---|---|-----|-----|
| | | | GP | G | A | PTS | PIM | GP | G | A | PTS | PIM |
| 1978-79 | Sudbury | OHA | 61 | 8 | 25 | 33 | 173 | 10 | 2 | 3 | 5 | 21 |
| 1979-80 | Sudbury | OHA | 60 | 16 | 49 | 65 | 143 | 9 | 3 | 6 | 9 | 14 |
| 1980-81 | Springfield | AHL | 64 | 3 | 17 | 20 | 105 | 6 | 0 | 2 | 2 | 36 |
| 1981-82 | Erie | AHL | 35 | 6 | 13 | 19 | 52 | - | - | - | - | - |
| 1981-82 | Boston | NHL | 25 | 0 | 8 | 8 | 29 | 8 | 0 | 1 | 1 | 16 |
| 1982-83 | Boston | NHL | 70 | 0 | 10 | 10 | 99 | 3 | 0 | 0 | 0 | 4 |
| 1983-84 | Boston | NHL | 69 | 3 | 12 | 15 | 125 | - | - | - | - | - |
| 1984-85 | PITTSBURGH | NHL | 45 | 2 | 19 | 21 | 56 | - | - | - | - | - |
| 1985-86 | PITTSBURGH | NHL | 28 | 0 | 3 | 3 | 53 | - | - | - | - | - |
| 1985-86 | Baltimore | AHL | 8 | 0 | 5 | 5 | 14 | - | - | - | - | - |
| 1986-87 | PITTSBURGH | NHL | 55 | 4 | 8 | 12 | 97 | - | - | - | - | - |
| 1987-88 | PITTSBURGH | NHL | 55 | 1 | 12 | 13 | 144 | - | - | - | - | - |
| NHL TOTALS | | | 347 | 10 | 72 | 82 | 603 | 11 | 0 | 1 | 1 | 20 |
| PGH TOTALS | | | 183 | 7 | 42 | 49 | 350 | - | - | - | - | - |

Traded by Boston to Pittsburgh for Pittsburgh's fourth round draft choice in the 1985 Entry Draft, Oct. 15, 1984.

| TEAM | CAREER SCORING VS | | | | | | | | | | | | | | | | |
|-------|-------------------|---|---|-----|-----|----|----|----|-------|----|---|----|-----|-----|----|----|----|
| | GP | G | A | PTS | PIM | PG | SG | WG | TEAM | GP | G | A | PTS | PIM | PG | SG | WG |
| Bos. | 7 | 1 | 4 | 5 | 12 | 0 | 0 | 0 | NJD | 26 | 1 | 3 | 4 | 33 | 0 | 0 | 0 |
| Buf. | 24 | 1 | 2 | 3 | 34 | 0 | 0 | 0 | NYI | 16 | 1 | 5 | 6 | 34 | 0 | 0 | 0 |
| Cal. | 13 | 0 | 1 | 1 | 16 | 0 | 0 | 0 | NYR | 18 | 2 | 8 | 10 | 34 | 0 | 0 | 1 |
| Chi. | 16 | 0 | 2 | 2 | 29 | 0 | 0 | 0 | Phil. | 21 | 0 | 3 | 3 | 41 | 0 | 0 | 0 |
| Det. | 14 | 0 | 5 | 5 | 20 | 0 | 0 | 0 | Pgh. | 6 | 0 | 0 | 0 | 0 | 0 | 0 | 0 |
| Edm. | 12 | 0 | 2 | 2 | 27 | 0 | 0 | 0 | Que. | 25 | 1 | 10 | 11 | 25 | 0 | 0 | 0 |
| Hart. | 24 | 0 | 3 | 3 | 48 | 0 | 0 | 0 | STL | 12 | 0 | 3 | 3 | 21 | 0 | 0 | 0 |
| LAK | 15 | 0 | 2 | 2 | 21 | 0 | 0 | 0 | Tor. | 13 | 0 | 2 | 2 | 19 | 0 | 0 | 0 |
| Min. | 13 | 0 | 1 | 1 | 39 | 0 | 0 | 0 | Van. | 14 | 0 | 6 | 6 | 53 | 0 | 0 | 0 |
| Mont. | 23 | 0 | 2 | 2 | 22 | 0 | 0 | 0 | Wash. | 21 | 2 | 3 | 5 | 35 | 1 | 0 | 0 |
| | | | | | | | | | Wpg. | 14 | 1 | 5 | 6 | 40 | 1 | 0 | 1 |



DAVE HUNTER
 Left Wing 5' 11" 202 lbs.
 Age: 30 (January 1, 1958)
 Born: Petrolia, Ont.
 Shoots: Left
 Acquired: Trade with Edmonton on November 24, 1987
 Drafted: Montreal's 2nd choice 17th overall in 1978 Amateur Draft


1987-88: Dave started his 10th season with Edmonton before a trade sent him to Pittsburgh on Nov. 24...had 6 (3g & 3a) points through 21 games with the Oilers at that point. He scored 29 points in 59 games with the Pens which ranked him 6th on the team in overall assists (21), 7th in points (35), and tied with Doug Bodger for 6th in goals (14). With Pittsburgh he recorded 16 (5g & 11a) points at home and 13 (6g & 7a) points on the road...had multiple point games including five 2-point games and a 3 (1g & 2a) point game vs Philadelphia on January 15...had two 3-game scoring streaks from Dec. 29-Jan. 2 (1g & 2a) and Jan. 20-25 (4 assists)...scored 2 shorthanded goals and one game-winner for the Pens...scored his 300th NHL Point on February 2 vs Washington.

CAREER: Montreal's 2nd choice in the 1978 draft...was claimed by Edmonton in the NHL Expansion Draft in the June of 1979...played with the Oilers through 9 plus seasons since 1978-79 in the WHA...has played a full 80-game schedule in 5 of his 9 NHL seasons.


PERSONAL: Younger brothers Dale (Washington Capitals) and Mark (Calgary Flames) currently play in the NHL...worked in sales at Gainers in Edmonton during summer months...enjoys horse racing...nickname: "Hunts".

| Season | Team | League | Regular Season | | | | Playoffs | | | | | |
|-------------------|------------|--------|----------------|------------|------------|------------|------------|-----------|-----------|-----------|-----------|------------|
| | | | GP | G | A | PTS | PIM | GP | G | A | PTS | PIM |
| 1976-77 | Sudbury | OHA | 62 | 30 | 56 | 86 | 140 | 6 | 1 | 3 | 4 | 9 |
| 1977-78 | Sudbury | OHA | 68 | 44 | 44 | 88 | 156 | . | . | . | . | . |
| 1978-79 | Dallas | CHL | 6 | 3 | 4 | 7 | 6 | . | . | . | . | . |
| 1978-79 | Edmonton | WHA | 72 | 7 | 25 | 32 | 134 | 13 | 2 | 3 | 5 | 42 |
| 1979-80 | Edmonton | NHL | 80 | 12 | 31 | 43 | 103 | 3 | 0 | 0 | 0 | 7 |
| 1980-81 | Edmonton | NHL | 78 | 12 | 16 | 28 | 98 | 9 | 0 | 0 | 0 | 28 |
| 1981-82 | Edmonton | NHL | 63 | 16 | 22 | 38 | 63 | 5 | 0 | 1 | 1 | 26 |
| 1982-83 | Edmonton | NHL | 80 | 13 | 18 | 31 | 120 | 16 | 4 | 7 | 11 | 60 |
| 1983-84 | Edmonton | NHL | 80 | 22 | 26 | 48 | 90 | 17 | 5 | 5 | 10 | 14 |
| 1984-85 | Edmonton | NHL | 80 | 17 | 19 | 36 | 122 | 18 | 2 | 5 | 7 | 33 |
| 1985-86 | Edmonton | NHL | 62 | 15 | 22 | 37 | 77 | 10 | 2 | 3 | 5 | 23 |
| 1986-87 | Edmonton | NHL | 77 | 6 | 9 | 15 | 79 | 21 | 3 | 3 | 6 | 20 |
| 1987-88 | Edmonton | NHL | 21 | 3 | 3 | 6 | 4 | . | . | . | . | . |
| 1987-88 | PITTSBURGH | NHL | 59 | 11 | 18 | 29 | 77 | . | . | . | . | . |
| NHL TOTALS | | | 680 | 127 | 184 | 311 | 835 | 99 | 16 | 24 | 40 | 211 |
| PGH TOTALS | | | 59 | 11 | 18 | 29 | 77 | | | | | |

Claimed by **Edmonton** from **Montreal** in Expansion Draft, June 22, 1979. Traded to **Pittsburgh** from **Edmonton** with Paul Coffey and Wayne Van Dorp for Craig Simpson, Moe Mantha, Dave Hannan and Chris Joseph, November 24, 1987.



| TEAM | CAREER SCORING VS | | | | | | | | | | | | | | | | |
|-------|-------------------|----|----|-----|-----|----|----|----|-------|----|----|----|-----|-----|----|----|----|
| | GP | G | A | PTS | PIM | PG | SG | WG | TEAM | GP | G | A | PTS | PIM | PG | SG | WG |
| Bos. | 25 | 6 | 4 | 10 | 15 | 0 | 0 | 0 | NJD | 34 | 3 | 7 | 10 | 26 | 0 | 0 | 1 |
| Buf. | 26 | 8 | 10 | 18 | 34 | 0 | 1 | 1 | NYI | 30 | 2 | 6 | 8 | 40 | 0 | 0 | 2 |
| Cal. | 56 | 9 | 14 | 23 | 134 | 0 | 0 | 1 | NYR | 31 | 9 | 9 | 18 | 38 | 0 | 0 | 0 |
| Chi. | 29 | 7 | 14 | 21 | 35 | 0 | 0 | 0 | Phil. | 29 | 2 | 3 | 5 | 34 | 0 | 0 | 0 |
| Det. | 28 | 2 | 12 | 14 | 38 | 0 | 0 | 0 | Pgh. | 23 | 5 | 7 | 12 | 14 | 1 | 0 | 2 |
| Edm. | 2 | 0 | 2 | 2 | 8 | 0 | 0 | 0 | Que. | 29 | 5 | 8 | 13 | 34 | 0 | 0 | 1 |
| Hart. | 29 | 7 | 5 | 12 | 32 | 0 | 1 | 1 | STL | 28 | 3 | 7 | 10 | 36 | 0 | 0 | 1 |
| LAK | 56 | 14 | 11 | 25 | 53 | 1 | 2 | 0 | Tor. | 27 | 4 | 7 | 11 | 40 | 0 | 0 | 1 |
| Min. | 27 | 2 | 8 | 10 | 35 | 0 | 0 | 1 | Van. | 50 | 11 | 18 | 29 | 60 | 0 | 0 | 1 |
| Mont. | 29 | 2 | 9 | 11 | 30 | 0 | 0 | 1 | Wash. | 32 | 9 | 10 | 19 | 36 | 1 | 2 | 1 |
| | | | | | | | | | Wpg. | 55 | 13 | 30 | 51 | 51 | 0 | 2 | 1 |




JIM JOHNSON

Defense 8' 1" 190 lbs.
Age: 26 (August 9, 1962)
Born: New Hope, Minn.
Shoots: Left
Acquired: Signed by Pittsburgh as a free agent on June 9, 1985

1987-88: The injury factor finally caught up with Jim in his third pro year after two 80 game seasons as he suffered a torn muscle in his left leg only three games into the season vs Buffalo on Oct. 13 and missed the following three games...also sprained his right knee at Washington on Jan.1 missing a total of 14 games and was sidelined for 4 games from March 1-10 due to illness. He registered two assists on the power play and recorded 8 (1g & 7a) points at home and 5 (0g & 5a) points on the road. Jim finished the year tied with Randy Hillier for 4th among team defensemen in assists (12) and points (13)...scored only goal of the season vs NYI against Bill Smith on Dec. 11. He played in his 200th NHL game vs St. Louis on Feb. 21.


CAREER: Jim played 40 or more games during each of his four seasons at the University of Minnesota-Duluth, winning the WCHA title in 1983 & 1984...was named to the All Academic Team each year at UMD and was a Second Team All American for three years...played for Team USA in the 1985 World Championships at Prague, Czechoslovakia, in 1986 in the USSR and again in 1987 at Vienna, Austria. He currently ranks 21st on the Penguins' All-Time Penalty Minute List with 318.

PERSONAL: Jim and his wife Jody split the off-season between Pittsburgh and their home state of Minnesota...he worked at Ken Schinkel's hockey school in Pittsburgh and another school at his alma mater...enjoys the outdoors, fishing, waterskiing and playing tennis. Very active in charity work, Jim has been involved with MS, Children's Hospital, The Rehabilitation Institute, March of Dimes and served as honorary chairman of the Academic All-Stars for the past two years for the Pittsburgh Area Youth Hockey Association.



| Season | Team | League | Regular Season | | | | Playoffs | | | | | |
|-----------------------------|-------------|--------|----------------|----------|-----------|-----------|------------|----|---|---|-----|-----|
| | | | GP | G | A | PTS | PIM | GP | G | A | PTS | PIM |
| 1981-82 | Minn-Duluth | WCHA | 40 | 0 | 10 | 10 | 62 | - | - | - | - | - |
| 1982-83 | Minn-Duluth | WCHA | 44 | 3 | 18 | 21 | 118 | - | - | - | - | - |
| 1983-84 | Minn-Duluth | WCHA | 43 | 3 | 13 | 16 | 116 | - | - | - | - | - |
| 1984-85 | Minn-Duluth | WCHA | 47 | 7 | 29 | 36 | 106 | - | - | - | - | - |
| 1985-86 | PITTSBURGH | NHL | 80 | 3 | 26 | 29 | 115 | - | - | - | - | - |
| 1986-87 | PITTSBURGH | NHL | 80 | 5 | 25 | 30 | 116 | - | - | - | - | - |
| 1987-88 | PITTSBURGH | NHL | 55 | 1 | 12 | 13 | 89 | - | - | - | - | - |
| NHL & PGH TOTALS | | | 215 | 9 | 63 | 72 | 320 | | | | | |

| TEAM | CAREER SCORING VS | | | | | | | | | | | | | | | | |
|-------|-------------------|---|---|-----|-----|----|----|----|-------|----|---|---|-----|-----|----|----|----|
| | GP | G | A | PTS | PIM | PG | SG | WG | TEAM | GP | G | A | PTS | PIM | PG | SG | WG |
| Bos. | 7 | 0 | 3 | 3 | 11 | 0 | 0 | 0 | NJD | 20 | 0 | 4 | 4 | 18 | 0 | 0 | 0 |
| Buf. | 9 | 0 | 1 | 1 | 6 | 0 | 0 | 0 | NYI | 16 | 1 | 3 | 4 | 10 | 0 | 0 | 0 |
| Cal. | 8 | 1 | 3 | 4 | 12 | 0 | 0 | 0 | NYR | 20 | 0 | 7 | 7 | 52 | 0 | 0 | 0 |
| Chi. | 8 | 1 | 3 | 4 | 8 | 0 | 0 | 0 | Phil. | 18 | 0 | 3 | 3 | 45 | 0 | 0 | 0 |
| Det. | 8 | 0 | 3 | 3 | 4 | 0 | 0 | 0 | Que. | 8 | 0 | 2 | 2 | 6 | 0 | 0 | 0 |
| Edm. | 8 | 0 | 3 | 3 | 12 | 0 | 0 | 0 | STL | 8 | 0 | 6 | 6 | 15 | 0 | 0 | 0 |
| Hart. | 8 | 1 | 3 | 4 | 6 | 0 | 0 | 0 | Tor. | 8 | 1 | 2 | 3 | 17 | 0 | 0 | 0 |
| LAK | 8 | 0 | 3 | 3 | 9 | 0 | 0 | 0 | Van. | 9 | 0 | 2 | 2 | 27 | 0 | 0 | 0 |
| Min. | 8 | 1 | 1 | 2 | 14 | 0 | 0 | 0 | Wash. | 21 | 3 | 6 | 9 | 34 | 0 | 0 | 1 |
| Mont. | 7 | 0 | 4 | 4 | 4 | 0 | 0 | 0 | Wpg. | 8 | 0 | 1 | 1 | 10 | 0 | 0 | 0 |



MARK KACHOWSKI


Left Wing 5' 10" 196 lbs.
Age: 23 (February 20, 1965)
Born: Edmonton, Alta.
Shoots: Left
Acquired: Signed as a Free Agent on August 31, 1987

1987-88: Mark split the season between Pittsburgh and Muskegon...started the year with the Penguins scoring his first NHL goal vs New Jersey on October 21 against Alain Chevrier...4 of his 5 goals came against New Jersey...scored the game-winner against Chicago on January 30...his only 2-goal game was vs New Jersey on December 17...recorded 2 goals at home and 6 (3g & 3a) points on the road. Mark was assigned to Muskegon on Jan. 6 but was recalled 10 days later...was sent back to Muskegon on March 1 where he spent the remainder of the season...recorded 9 points through 25 games with the Lumberjacks.


CAREER: While playing junior hockey with Kamloops of the WHL, the Blazers captured the Western Hockey League title and advanced to the Memorial Cup finals (1983-84 & 1985-86)...played for Flint of the IHL his first year of pro and was named the team's Unsung Hero...played his first NHL game in the 1987-88 opener on October 8 at NY Rangers.

PERSONAL: Mark spent the off-season at his home in the province of Alberta, Canada...enjoys golfing, water skiing and baseball.

| Season | Team | League | GP | Regular Season | | | | Playoffs | | | | | |
|-----------------------------|------------|--------|-----------|----------------|----------|----------|------------|----------|---|---|-----|-----|---|
| | | | | G | A | PTS | PIM | GP | G | A | PTS | PIM | |
| 1986-87 | Flint | IHL | 75 | 18 | 13 | 31 | 273 | - | - | - | - | - | - |
| 1987-88 | Muskegon | IHL | 25 | 3 | 6 | 9 | 72 | 5 | 0 | 2 | 2 | 11 | - |
| 1987-88 | PITTSBURGH | NHL | 38 | 5 | 3 | 8 | 126 | - | - | - | - | - | - |
| NHL & PGH TOTALS | | | 38 | 5 | 3 | 8 | 126 | - | - | - | - | - | - |



| TEAM | GP | G | A | PTS | PIM | PG | CAREER SCORING VS | | | | | | | | | | | |
|-------|----|---|---|-----|-----|----|-------------------|----|------|-------|---|---|-----|-----|----|----|----|---|
| | | | | | | | SG | WG | TEAM | GP | G | A | PTS | PIM | PG | SG | WG | |
| Bos. | 2 | 0 | 0 | 0 | 0 | 0 | 0 | 0 | 0 | NJD | 5 | 4 | 0 | 4 | 31 | 0 | 0 | 0 |
| Buf. | 3 | 0 | 0 | 0 | 9 | 0 | 0 | 0 | 0 | NYI | 3 | 0 | 0 | 0 | 18 | 0 | 0 | 0 |
| Cal. | 0 | 0 | 0 | 0 | 0 | 0 | 0 | 0 | 0 | NYR | 3 | 0 | 0 | 0 | 10 | 0 | 0 | 0 |
| Chi. | 2 | 1 | 1 | 2 | 4 | 0 | 0 | 1 | 0 | Phil. | 4 | 0 | 0 | 0 | 7 | 0 | 0 | 0 |
| Det. | 2 | 0 | 0 | 0 | 9 | 0 | 0 | 0 | 0 | Que. | 1 | 0 | 0 | 0 | 0 | 0 | 0 | 0 |
| Edm. | 2 | 0 | 0 | 0 | 12 | 0 | 0 | 0 | 0 | STL | 0 | 0 | 0 | 0 | 0 | 0 | 0 | 0 |
| Hart. | 1 | 0 | 0 | 0 | 5 | 0 | 0 | 0 | 0 | Tor. | 2 | 0 | 0 | 0 | 0 | 0 | 0 | 0 |
| LAK | 1 | 0 | 0 | 0 | 0 | 0 | 0 | 0 | 0 | Van. | 2 | 0 | 0 | 0 | 7 | 0 | 0 | 0 |
| Min. | 0 | 0 | 0 | 0 | 0 | 0 | 0 | 0 | 0 | Wash. | 2 | 0 | 0 | 0 | 5 | 0 | 0 | 0 |
| Mont. | 2 | 0 | 2 | 2 | 2 | 0 | 0 | 0 | 0 | Wpg. | 1 | 0 | 0 | 0 | 7 | 0 | 0 | 0 |




MARIO LEMIEUX

Center 6' 4" 210 lbs.
Age: 23 (October 5, 1965)
Born: Montreal, Que.
Shoots: Right
Acquired: 1984 Entry Draft (1st Round)
Drafted: Pittsburgh's 1st choice, 1st overall in 1984 Entry Draft

1987-88: Mario captured the Hart Trophy as the NHL's Most Valuable Player, a tribute to his outstanding season ... he also won the Art Ross Trophy as the league's leading scorer with a total of 168 points through 77 games ... led the league in goals becoming only the fourth player in NHL history to score 70 in a single season ... ranked 2nd in the NHL with 98 assists ... led the league in shorthanded goals (10) and shots (382) ... his 22 power play goals ranked 3rd in the league ... recorded the 3rd longest scoring streak throughout the league from January 1-February 2 with a total of 37 (19 + 18) points in 17 games ... had 49 multiple point games including a 6 (1 + 5) point effort at Los Angeles on February 13 ... recorded at least one point in 66 games during the season ... led the Pens in game winning goals with 7 to his credit ... played in the NHL All Star Game in St. Louis earning MVP honors after scoring 3 goals including the OT game-winner along with 3 assists for a record 6 points. (additional information on page 160)


CAREER: Mario has recorded at least 100-points in each of his 4 NHL seasons ... has accumulated 516 (215 + 301) points in 292 total games played ... he currently ranks 3rd among all-time Penguins leaders in goals (215), assists (301), points (516) and power play goals (69) in spite of only playing four seasons ... ranks 5th among all-time players in shorthanded goals (10) and game-winners (17) ... holds the Penguins rookie records for goals (43), assists (57) and points (100) ... holds the NHL record for most overtime goals (6) and points (11) in a career ... played in his 500th NHL game on March 25 vs Montreal ... scored his 200th NHL goals vs Minnesota on March 1 and his 300th NHL assist vs New Jersey on March 31 ... during the 1987 Canada Cup Tournament he led all players in goals (11) and ranked 2nd in points (18) through 9 games. (additional information on page 160)

PERSONAL: Mario spent the summer months in Pittsburgh ... enjoys golf and played in many local charity tournaments ... older brother Alain currently plays hockey in Finland ... is involved with a number of charities in Pittsburgh including The Pittsburgh Cancer Institute and Children's Home of Pittsburgh ... has donated over \$19,000 of NHL Awards to Pittsburgh Amateur Hockey during his NHL career.



| Season | Team | League | Regular Season | | | | Playoffs | | | | | |
|-----------------------------|------------|--------|----------------|------------|------------|------------|------------|----|----|----|-----|-----|
| | | | GP | G | A | PTS | PIM | GP | G | A | PTS | PIM |
| 1981-82 | Laval | QMJHL | 64 | 30 | 66 | 96 | 22 | 18 | 5 | 9 | 14 | 31 |
| 1982-83 | Laval | QMJHL | 66 | 84 | 100 | 184 | 76 | 12 | 14 | 18 | 32 | 18 |
| 1983-84 | Laval | QMJHL | 70 | 133 | 149 | 282 | 92 | 14 | 29 | 23 | 52 | 29 |
| 1984-85 | PITTSBURGH | NHL | 73 | 43 | 57 | 100 | 54 | . | . | . | . | . |
| 1985-86 | PITTSBURGH | NHL | 79 | 48 | 93 | 141 | 43 | . | . | . | . | . |
| 1986-87 | PITTSBURGH | NHL | 63 | 54 | 53 | 107 | 57 | . | . | . | . | . |
| 1987-88 | PITTSBURGH | NHL | 77 | 70 | 98 | 168 | 92 | . | . | . | . | . |
| NHL & PGH TOTALS | | | 292 | 215 | 301 | 516 | 246 | . | . | . | . | . |

| TEAM | GP | G | A | PTS | PIM | CAREER SCORING VS | | | | | | | | | | | |
|-------|----|----|----|-----|-----|-------------------|----|----|-------|----|----|----|-----|-----|----|----|----|
| | | | | | | PG | SG | WG | TEAM | GP | G | A | PTS | PIM | PG | SG | WG |
| Bos. | 10 | 7 | 7 | 14 | 10 | 10 | 0 | 0 | NJD | 26 | 14 | 31 | 45 | 31 | 4 | 1 | 1 |
| Buf. | 10 | 12 | 10 | 22 | 20 | 6 | 0 | 1 | NYI | 25 | 14 | 22 | 36 | 14 | 4 | 1 | 1 |
| Cal. | 11 | 10 | 19 | 29 | 4 | 2 | 0 | 0 | NYR | 26 | 17 | 36 | 53 | 30 | 8 | 1 | 1 |
| Chi. | 11 | 8 | 16 | 24 | 8 | 4 | 0 | 2 | Phil. | 25 | 13 | 20 | 33 | 6 | 4 | 1 | 0 |
| Det. | 11 | 11 | 13 | 24 | 6 | 5 | 0 | 2 | Que. | 12 | 16 | 12 | 28 | 8 | 2 | 2 | 2 |
| Edm. | 12 | 3 | 11 | 14 | 4 | 1 | 0 | 1 | STL | 11 | 9 | 9 | 18 | 10 | 4 | 0 | 1 |
| Hart. | 11 | 10 | 8 | 18 | 4 | 1 | 0 | 0 | Tor. | 11 | 11 | 9 | 20 | 8 | 4 | 0 | 0 |
| LAK | 12 | 11 | 18 | 29 | 8 | 2 | 1 | 1 | Van. | 12 | 13 | 13 | 26 | 15 | 2 | 0 | 0 |
| Min. | 12 | 6 | 9 | 15 | 12 | 3 | 0 | 0 | Wash. | 23 | 15 | 15 | 30 | 30 | 7 | 2 | 2 |
| Mont. | 10 | 5 | 9 | 14 | 6 | 0 | 1 | 1 | Wpg. | 11 | 10 | 14 | 24 | 12 | 4 | 0 | 1 |



TROY LONEY


Left Wing 6' 3" 205 lbs.
Age: 25 (September 21, 1963)
Born: Bow Island, Alta.
Shoots: Left
Acquired: 1982 Entry Draft (3rd Round)
Drafted: Pittsburgh's 3rd choice 52nd overall in 1982 Entry Draft

1987-88: Troy is entering his sixth season with the Penguins' organization and is coming off his first full season in Pittsburgh. He was sidelined the first 15 games of the regular season after suffering a sprained right knee vs Montreal on Oct. 2 in pre-season competition...underwent arthroscopic surgery on October 13. He recorded 18 points through 65 games equaling his personal NHL high from 1984-85...in addition, his 13 assists marked a new NHL career high...he registered 6 (2g & 4a) points at home and 12 (3g & 9a) points on the road including 3 (1g & 2a) points at Montreal on Jan. 23...three of his five goals were scored against Patrick division opponents. Troy ranked 3rd on the team in penalty minutes with 151.


CAREER: Pittsburgh's 3rd selection in the 1982 Entry Draft, Troy played 3 years with Lethbridge in the WHL scoring a total of 77 goals and 80 assists before turning pro...split each of his first four pro seasons between Pittsburgh and its AHL affiliate in Baltimore. He currently ranks 20th on the Penguins' All-Time Penalty Minute List with 338.

PERSONAL: Troy and his wife Aafke spent most of the off-season at their home in Alberta, Canada except for the time they spent on vacation touring Europe...he enjoys golf, biking and studying the stock market...has served as an honorary chairman for the Cystic Fibrosis Foundation "65 Roses" Club.

| Season | Team | League | GP | Regular Season | | | | Playoffs | | | | |
|-----------------------------|------------|--------|------------|----------------|-----------|-----------|------------|----------|----|---|-----|-----|
| | | | | G | A | PTS | PIM | GP | G | A | PTS | PIM |
| 1980-81 | Lethbridge | WHL | 71 | 18 | 13 | 31 | 100 | 9 | 2 | 3 | 5 | 14 |
| 1981-82 | Lethbridge | WHL | 71 | 26 | 33 | 59 | 152 | 12 | 3 | 3 | 6 | 10 |
| 1982-83 | Lethbridge | WHL | 72 | 33 | 34 | 67 | 156 | 20 | 10 | 7 | 17 | 43 |
| 1983-84 | PITTSBURGH | NHL | 13 | 0 | 0 | 0 | 9 | . | . | . | . | . |
| 1983-84 | Baltimore | AHL | 63 | 18 | 13 | 31 | 147 | 10 | 0 | 2 | 2 | 19 |
| 1984-85 | PITTSBURGH | NHL | 46 | 10 | 8 | 18 | 61 | . | . | . | . | . |
| 1984-85 | Baltimore | AHL | 15 | 4 | 2 | 6 | 25 | . | . | . | . | . |
| 1985-86 | PITTSBURGH | NHL | 47 | 3 | 9 | 12 | 95 | . | . | . | . | . |
| 1985-86 | Baltimore | AHL | 33 | 12 | 11 | 23 | 84 | . | . | . | . | . |
| 1986-87 | PITTSBURGH | NHL | 23 | 8 | 7 | 15 | 22 | . | . | . | . | . |
| 1986-87 | Baltimore | AHL | 40 | 13 | 14 | 27 | 134 | . | . | . | . | . |
| 1987-88 | PITTSBURGH | NHL | 65 | 5 | 13 | 18 | 151 | . | . | . | . | . |
| NHL & PGH TOTALS | | | 194 | 26 | 37 | 63 | 338 | . | . | . | . | . |



| TEAM | GP | G | A | PTS | PIM | PG | CAREER SCORING VS | | | TEAM | GP | G | A | PTS | PIM | PG | SG | WG |
|-------|----|---|---|-----|-----|----|-------------------|----|-------|------|----|---|----|-----|-----|----|----|----|
| | | | | | | | SG | WG | WG | | | | | | | | | |
| Bos. | 6 | 1 | 1 | 2 | 14 | 0 | 0 | 0 | NJD | 14 | 5 | 6 | 11 | 23 | 0 | 0 | 0 | 1 |
| Buf. | 4 | 0 | 2 | 2 | 9 | 0 | 0 | 0 | NYI | 18 | 1 | 3 | 4 | 8 | 1 | 0 | 0 | 0 |
| Cal. | 7 | 2 | 0 | 2 | 32 | 1 | 0 | 0 | NYR | 13 | 2 | 2 | 4 | 17 | 0 | 0 | 0 | 0 |
| Chi. | 9 | 2 | 2 | 4 | 21 | 0 | 0 | 1 | Phil. | 15 | 0 | 3 | 3 | 54 | 0 | 0 | 0 | 0 |
| Det. | 7 | 1 | 1 | 2 | 14 | 0 | 0 | 0 | Que. | 10 | 2 | 1 | 3 | 6 | 0 | 0 | 0 | 1 |
| Edm. | 7 | 2 | 0 | 2 | 9 | 0 | 0 | 0 | STL | 7 | 0 | 3 | 3 | 6 | 0 | 0 | 0 | 0 |
| Hart. | 9 | 1 | 2 | 3 | 24 | 0 | 0 | 0 | Tor. | 9 | 0 | 0 | 0 | 13 | 0 | 0 | 0 | 0 |
| LAK | 7 | 0 | 2 | 2 | 9 | 0 | 0 | 0 | Van. | 7 | 0 | 0 | 0 | 13 | 0 | 0 | 0 | 0 |
| Min. | 10 | 1 | 0 | 1 | 15 | 0 | 0 | 0 | Wash. | 19 | 1 | 4 | 5 | 25 | 0 | 0 | 0 | 0 |
| Mont. | 7 | 1 | 3 | 4 | 5 | 0 | 0 | 0 | Wpg. | 9 | 4 | 2 | 6 | 19 | 1 | 0 | 0 | 0 |



DAN QUINN

Center 5' 11" 177 lbs.
 Age: 23 (June 1, 1965)
 Born: Ottawa, Ont.
 Shoots: Left
 Acquired: Trade with Calgary in 1986
 Drafted: Calgary's 1st choice, 13th overall in 1983 Entry Draft

1987-88: In his first full season with Pittsburgh, Dan set NHL personal career highs in points (79) and goals (40) while ranking 2nd on the team in both categories...finished 2nd on the team in power play goals (21) and tied with Randy Cunneyworth for 2nd in assists with 39...3rd on the team in game-winners with 4. He compiled 39 (21g & 18a) points on the power play ranking 3rd on the team in power play points and 4th in power play assists. He recorded 43 (20g & 23a) points at home and 36 (20g & 16a) points on the road...recorded 24 multiple point games during the year including 16 two point games, 7 three point games and a five point game vs NYR on Oct. 15 (3g & 2a). Dan put together a 9-game scoring streak from Feb. 19-Mar. 10 accumulating 15 (9g & 6a) points in that span. 1987-88 marked the third consecutive season that Dan has scored at least 30 goals...recorded 3 hat tricks including the first in his NHL career. He missed 10 games with a fractured left wrist suffered at Montreal on Oct. 17... played his 300th NHL game vs Washington on Nov. 28...recorded his 200th NHL assist at Washington on April 2...scored his 300th NHL point at Chicago on Jan. 20.

CAREER: Calgary's first round selection in the 1983 Entry Draft. Dan spent three plus seasons with the Flames' organization prior to joining the Penguins ...played his junior hockey for Belleville of the OHL...played for Canada in the 1987 World Championships at Vienna, Austria. He ranks 25th on the Pens All-Time Scoring List with 150 points and 21st on the All-Time Goals Scoring List with 68 to his credit.


PERSONAL: Dan spent most of the off-season at his home in Pittsburgh...enjoys playing golf and is considered a movie buff...he lists his most memorable moments in hockey as playing in the 1986 Stanley Cup Finals with Calgary and scoring his first NHL goal vs Edmonton in 1983...has participated in numerous events benefiting the Special Olympics...nickname: "Quinner".



| Season | Team | League | Regular Season | | | | Playoffs | | | | | |
|-------------------|------------|--------|----------------|------------|------------|------------|------------|-----------|-----------|-----------|-----------|-----------|
| | | | GP | G | A | PTS | PIM | GP | G | A | PTS | PIM |
| 1981-82 | Belleville | OHL | 67 | 19 | 32 | 51 | 41 | - | - | - | - | - |
| 1982-83 | Belleville | OHL | 70 | 59 | 88 | 147 | 27 | 4 | 2 | 6 | 8 | 2 |
| 1983-84 | Belleville | OHL | 24 | 23 | 36 | 59 | 12 | - | - | - | - | - |
| 1983-84 | Calgary | NHL | 54 | 19 | 33 | 52 | 20 | 8 | 3 | 5 | 8 | 4 |
| 1984-85 | Calgary | NHL | 74 | 20 | 38 | 58 | 22 | 3 | 0 | 0 | 0 | 0 |
| 1985-86 | Calgary | NHL | 78 | 30 | 42 | 72 | 44 | 18 | 8 | 7 | 15 | 10 |
| 1986-87 | Calgary | NHL | 16 | 3 | 6 | 9 | 14 | - | - | - | - | - |
| 1986-87 | PITTSBURGH | NHL | 64 | 28 | 43 | 71 | 40 | - | - | - | - | - |
| 1987-88 | PITTSBURGH | NHL | 70 | 40 | 39 | 79 | 50 | - | - | - | - | - |
| NHL TOTALS | | | 356 | 140 | 201 | 341 | 190 | 29 | 11 | 12 | 23 | 14 |
| PGH TOTALS | | | 134 | 68 | 82 | 150 | 90 | - | - | - | - | - |

Traded to Pittsburgh by Calgary for Mike Bullard, November 12, 1986.

| TEAM | CAREER SCORING VS | | | | | | | |
|-------|-------------------|----|----|-----|-----|----|----|----|
| | GP | G | A | PTS | PIM | PG | SG | WG |
| Bos. | 15 | 7 | 6 | 13 | 6 | 5 | 0 | 1 |
| Buf. | 10 | 3 | 3 | 6 | 10 | 1 | 0 | 0 |
| Cal. | 6 | 4 | 0 | 4 | 2 | 0 | 0 | 1 |
| Chi. | 13 | 10 | 2 | 12 | 4 | 9 | 0 | 0 |
| Det. | 13 | 3 | 9 | 12 | 2 | 1 | 1 | 0 |
| Edm. | 27 | 10 | 14 | 24 | 22 | 6 | 0 | 0 |
| Hart. | 15 | 8 | 8 | 16 | 8 | 2 | 0 | 1 |
| LAK | 26 | 6 | 18 | 24 | 14 | 4 | 1 | 0 |
| Min. | 14 | 7 | 11 | 18 | 14 | 2 | 1 | 0 |
| Mont. | 15 | 3 | 9 | 12 | 6 | 0 | 0 | 0 |
| NJD | 19 | 7 | 13 | 20 | 20 | 3 | 1 | 0 |
| NYI | 20 | 8 | 15 | 23 | 18 | 4 | 0 | 0 |
| NYR | 20 | 12 | 20 | 32 | 10 | 7 | 1 | 1 |
| Phil. | 18 | 4 | 10 | 14 | 6 | 1 | 0 | 0 |
| Pgh. | 7 | 1 | 7 | 8 | 2 | 1 | 0 | 0 |
| Que. | 15 | 5 | 9 | 14 | 4 | 3 | 1 | 2 |
| STL | 13 | 2 | 5 | 7 | 8 | 0 | 0 | 1 |
| Tor. | 13 | 13 | 6 | 4 | 10 | 3 | 0 | 2 |
| Van. | 27 | 14 | 8 | 22 | 4 | 6 | 1 | 3 |
| Wash. | 21 | 5 | 11 | 16 | 20 | 1 | 0 | 1 |
| Wpg. | 29 | 15 | 19 | 34 | 6 | 8 | 0 | 4 |



VILLE SIREN

Defense 6' 2" 190 lbs.
Age: 24 (February 11, 1964)
Born: Tampere, Finland
Shoots: Left
Acquired: Trade with Hartford in 1984
Drafted: Hartford's 3rd choice, 23rd overall in 1983 Entry Draft


1987-88: Entering his fourth season with the Penguins, Ville ranked 3rd on the team among defensemen in scoring with 21 points...also finished 3rd among defensemen in assists with 20. He ranked 2nd on the team in the plus/minus ratings with a 14 through 58 games played, leading team defensemen in that category...recorded 9 (0g & 9a) points at home and 12 (1g & 11a) points on the road...had 9 assists on the power play. He started the season recording 5 assists through the first 7 games then he suffered a bruised shoulder vs New Jersey on Oct. 21 missing the following 2 games...broke a bone in his left foot vs NYI on Dec. 11 and was sidelined another 17 games...also missed 1 game in March due to illness. Ville scored his only goal of the season vs New Jersey on Jan. 28 against Alain Chevrier.

CAREER: Played for the Finnish Junior National Team for two seasons prior to joining the Pens where his team won the silver medal in 1984 at the Junior World Championships...was a member of the Finnish Championship Team in 1985... competed against teammates Mario Lemieux and Jim Johnson during the World Championships in Prague, Czechoslovakia in 1985 as a member of the Finnish National Team...he also played in the 1987 World Championships in Vienna and in the 1987 Canada Cup Tournament for Finland.


PERSONAL: Ville returned to his home in Tampere, Finland for the summer months where he spent time improving his golf game...also enjoys playing tennis... credits his family with helping him in his hockey career.

| Season | Team | League | Regular Season | | | | Playoffs | | | | | |
|-----------------------------|------------|---------|----------------|-----------|-----------|-----------|------------|----|---|---|-----|-----|
| | | | GP | G | A | PTS | PIM | GP | G | A | PTS | PIM |
| 1984-85 | Ilves | Finland | 36 | 11 | 13 | 24 | | | | | | |
| 1985-86 | PITTSBURGH | NHL | 60 | 4 | 8 | 12 | 32 | | | | | |
| 1986-87 | PITTSBURGH | NHL | 69 | 5 | 18 | 23 | 50 | | | | | |
| 1987-88 | PITTSBURGH | NHL | 58 | 1 | 20 | 21 | 62 | | | | | |
| NHL & PGH TOTALS | | | 187 | 10 | 46 | 56 | 144 | | | | | |

Traded to Pittsburgh by Hartford for Pat Boutette, November 16, 1984.



| TEAM | CAREER SCORING VS | | | | | | | | | | | | | | | | |
|-------|-------------------|---|---|-----|-----|----|----|----|-------|----|---|---|-----|-----|----|----|----|
| | GP | G | A | PTS | PIM | PG | SG | WG | TEAM | GP | G | A | PTS | PIM | PG | SG | WG |
| Bos. | 7 | 0 | 1 | 1 | 10 | 0 | 0 | 0 | NJD | 15 | 3 | 3 | 6 | 16 | 0 | 0 | 0 |
| Buf. | 7 | 1 | 2 | 3 | 2 | 0 | 0 | 0 | NYI | 18 | 1 | 3 | 4 | 8 | 1 | 0 | 0 |
| Cal. | 9 | 0 | 2 | 2 | 4 | 0 | 0 | 0 | NYR | 16 | 1 | 4 | 5 | 6 | 1 | 0 | 0 |
| Chi. | 8 | 0 | 4 | 4 | 14 | 0 | 0 | 0 | Phil. | 16 | 0 | 2 | 2 | 20 | 0 | 0 | 0 |
| Det. | 4 | 0 | 1 | 1 | 0 | 0 | 0 | 0 | Que. | 6 | 0 | 2 | 2 | 0 | 0 | 0 | 0 |
| Edm. | 9 | 2 | 4 | 6 | 8 | 0 | 0 | 0 | STL | 7 | 0 | 1 | 1 | 0 | 0 | 0 | 0 |
| Hart. | 6 | 0 | 1 | 1 | 8 | 0 | 0 | 0 | Tor. | 6 | 0 | 3 | 3 | 4 | 0 | 0 | 0 |
| LAK | 7 | 0 | 2 | 2 | 10 | 0 | 0 | 0 | Van. | 8 | 0 | 0 | 0 | 4 | 0 | 0 | 0 |
| Min. | 9 | 0 | 5 | 5 | 2 | 0 | 0 | 0 | Wash. | 15 | 1 | 4 | 5 | 16 | 0 | 0 | 0 |
| Mont. | 7 | 1 | 1 | 2 | 4 | 0 | 0 | 0 | Wpg. | 8 | 0 | 0 | 0 | 6 | 0 | 0 | 0 |




KEVIN STEVENS

Left Wing 6' 3" 220 lbs.
Age: 23 (April 15, 1965)
Born: Brockton, Mass.
Shoots: Left
Acquired: Trade with Los Angeles on Sept. 9, 1983
Drafted: Los Angeles's 6th choice, 108th overall in 1983 Entry Draft

1987-88: Kevin was a member of Team USA in the 1988 Winter Olympics held in Calgary where he played in 5 of Team USA's 6 games scoring 1 goal and 3 assists...through 44 games of the pre-olympic competition he recorded a total of 45 points on 22 goals and 23 assists. At the conclusion of the Olympic Games he joined the Penguins and played the last 16 games of the season recording 7 points including a 2 point (1g & 1a) effort in his first NHL game vs Minnesota on March 1...had another 2 point (1g & 1a) game vs Philadelphia on March 19...registered 3 (2g & 1a) points on the power play.

CAREER: Kevin played four years with Boston College where he held the school record for career games played with 158...he ranked 8th on Boston College's All-Time Scoring List with 170 total points...during his senior year he led the team in goals (35) and ranked 2nd in team scoring with 70 points...he also held the Boston College record for power play goals in a season with 15. Kevin was a 2nd Team All American, 1st Team Hockey East and 1st Team All New England in 1986-87...he played in the 1987 Pravda Cup in Moscow and 1987 World Championships in Vienna.


PERSONAL: Kevin spent the summer months in his home state of Massachusetts... enjoys fishing and golfing...a baseball fan, Kevin's father played baseball with the Cincinnati Reds minor league affiliate...remembers Olympic competition and scoring his first NHL goal as career highlights.



| Season | Team | League | Regular Season | | | | | Playoffs | | | | |
|-----------------------------|-------------------|------------|----------------|----------|----------|----------|----------|----------|---|---|-----|-----|
| | | | GP | G | A | PTS | PIM | GP | G | A | PTS | PIM |
| 1983-84 | Boston College | ECAC | 37 | 6 | 14 | 20 | 36 | - | - | - | - | - |
| 1984-85 | Boston College | HE | 40 | 13 | 23 | 36 | 36 | - | - | - | - | - |
| 1985-86 | Boston College | HE | 42 | 17 | 27 | 44 | 56 | - | - | - | - | - |
| 1986-87 | Boston College | HE | 39 | 35 | 35 | 70 | 54 | - | - | - | - | - |
| 1987-88 | U. S. Olympic | | 49 | 23 | 27 | 50 | - | - | - | - | - | - |
| 1987-88 | PITTSBURGH | NHL | 16 | 5 | 2 | 7 | 8 | - | - | - | - | - |
| NHL & PGH TOTALS | | | 16 | 5 | 2 | 7 | 8 | - | - | - | - | - |

Rights traded to Pittsburgh by Los Angeles for Anders Hakansson, September 9, 1983.

| TEAM | CAREER SCORING VS | | | | | | | | | | | | | | | | |
|-------|-------------------|---|---|-----|-----|----|----|----|-------|----|---|---|-----|-----|----|----|----|
| | GP | G | A | PTS | PIM | PG | SG | WG | TEAM | GP | G | A | PTS | PIM | PG | SG | WG |
| Bos. | 0 | 0 | 0 | 0 | 0 | 0 | 0 | 0 | NJD | 2 | 0 | 0 | 0 | 0 | 0 | 0 | 0 |
| Buf. | 0 | 0 | 0 | 0 | 0 | 0 | 0 | 0 | NYI | 1 | 0 | 0 | 0 | 0 | 0 | 0 | 0 |
| Cal. | 1 | 0 | 0 | 0 | 0 | 0 | 0 | 0 | NYR | 0 | 0 | 0 | 0 | 0 | 0 | 0 | 0 |
| Chi. | 0 | 0 | 0 | 0 | 0 | 0 | 0 | 0 | Phil. | 2 | 1 | 1 | 2 | 0 | 1 | 0 | 0 |
| Det. | 0 | 0 | 0 | 0 | 0 | 0 | 0 | 0 | Que. | 1 | 1 | 0 | 1 | 0 | 1 | 0 | 0 |
| Edm. | 0 | 0 | 0 | 0 | 0 | 0 | 0 | 0 | Tor. | 1 | 1 | 0 | 1 | 4 | 0 | 0 | 0 |
| Hart. | 1 | 0 | 0 | 0 | 0 | 0 | 0 | 0 | STL | 1 | 0 | 0 | 0 | 0 | 0 | 0 | 0 |
| LAK | 0 | 0 | 0 | 0 | 0 | 0 | 0 | 0 | Van. | 0 | 0 | 0 | 0 | 0 | 0 | 0 | 0 |
| Min. | 2 | 1 | 1 | 2 | 2 | 0 | 0 | 0 | Wash. | 2 | 1 | 0 | 1 | 2 | 0 | 0 | 0 |
| Mont. | 1 | 0 | 0 | 0 | 0 | 0 | 0 | 0 | Wpg. | 1 | 0 | 0 | 0 | 0 | 0 | 0 | 0 |



WENDELL YOUNG

Goaltender 5' 9" 183 lbs.
 Age: 25 (August 1, 1963)
 Born: Halifax, N.S.
 Catches: Left
 Acquired: Trade with Philadelphia in 1988
 Drafted: Vancouver's 3rd choice, 73rd overall in 1981 Entry Draft

1987-88: Wendell recorded his best season as a professional hockey player leading the Hershey Bears to the American Hockey League's best record of 50-27-3 and the Calder Cup Championship...through 51 regular season games he was 33-15-1 posting a 2.77 goals against average...he captured the Baz Bastien Award as the AHL's top netminder and was named a First Team All-Star. During the AHL playoffs, he recorded a perfect 12-0 record posting a 2.19 goals against average and winning the Jack A. Butterfield Trophy as the AHL's Most Valuable Player in the playoffs. He was recalled by the Flyers and played in 6 NHL games with one of his three victories coming against the Penguins on October 18 at the Spectrum...posted a 3.75 average with the Flyers

CAREER: Drafted by Vancouver in the 1981 Entry Draft, Wendell broke into the NHL with the Canucks in 1985-86...played his junior hockey with the OHL Kitchner Rangers from 1980-83...traded to Philadelphia during the summer of 1987, he spent one year in the Flyers organization before coming to Pittsburgh.


PERSONAL: Wifes name is Paula...enjoys reading and listen to music...lists playing his first NHL game and the 1988 Calder Cup Championships as career highlights.

| Season | Team | League | Regular Season | | | | | Playoffs | | | | |
|-------------------|--------------|--------|----------------|-------------|------------|----------|-------------|----------|-----------|----------|----------|-------------|
| | | | GP | MP | GA | SO | AVG | GP | MP | GA | SO | AVG |
| 1980-81 | Kitchner | OHL | 42 | 2215 | 164 | 1 | 4.44 | 14 | 800 | 42 | 1 | 3.15 |
| 1981-82 | Kitchner | OHL | 60 | 3470 | 195 | 1 | 3.37 | 15 | 900 | 35 | 1 | 2.33 |
| 1982-83 | Kitchner | OHL | 61 | 3611 | 231 | 1 | 3.84 | 12 | 720 | 43 | 0 | 3.58 |
| 1983-84 | Fredericton | AHL | 11 | 569 | 39 | 1 | 4.11 | - | - | - | - | - |
| 1983-84 | Milwaukee | IHL | 6 | 339 | 17 | 0 | 3.01 | - | - | - | - | - |
| 1983-84 | Sault Lake | OHL | 20 | 1094 | 80 | 0 | 4.39 | 4 | 122 | 11 | 0 | 5.42 |
| 1984-85 | Fredericton | AHL | 22 | 1242 | 83 | 0 | 4.01 | - | - | - | - | - |
| 1985-86 | Vancouver | NHL | 22 | 1023 | 61 | 0 | 3.58 | 1 | 60 | 5 | 0 | 5.00 |
| 1985-86 | Fredericton | AHL | 24 | 1457 | 78 | 0 | 3.21 | - | - | - | - | - |
| 1986-87 | Vancouver | NHL | 8 | 420 | 35 | 0 | 5.00 | - | - | - | - | - |
| 1986-87 | Fredericton | AHL | 30 | 1676 | 118 | 0 | 4.22 | - | - | - | - | - |
| 1987-88 | Philadelphia | NHL | 6 | 320 | 20 | 0 | 3.75 | - | - | - | - | - |
| 1987-88 | Hershey | AHL | 51 | 2922 | 135 | 1 | 2.77 | 12 | 767 | 28 | 1 | 2.19 |
| NHL TOTALS | | | 36 | 1763 | 116 | 0 | 3.95 | 1 | 60 | 5 | 0 | 5.00 |

Traded to Philadelphia from Vancouver for Darren Jensen and Daryl Stanley on August 27, 1987.
 Traded to Pittsburgh from Philadelphia with the Flyers' 7th round draft choice in 1990 for Pittsburgh's 3rd round draft choice in 1990.



| TEAM | CAREER RECORD VS | | | | | | | |
|--------------|------------------|-----|----|----|------|---|---|---|
| | GP | MP | GA | SO | AVG | W | L | T |
| Boston | 2 | 74 | 1 | 0 | 0.81 | 0 | 0 | 1 |
| Buffalo | 2 | 100 | 10 | 0 | 6.00 | 1 | 1 | 0 |
| Calgary | 5 | 194 | 12 | 0 | 3.71 | 0 | 4 | 0 |
| Edmonton | 2 | 98 | 10 | 0 | 6.12 | 0 | 2 | 0 |
| Hartford | 1 | 60 | 4 | 0 | 4.00 | 0 | 1 | 0 |
| Los Angeles | 3 | 160 | 10 | 0 | 3.75 | 2 | 1 | 0 |
| Minnesota | 3 | 140 | 6 | 0 | 2.57 | 1 | 1 | 0 |
| NY Islanders | 3 | 180 | 9 | 0 | 3.00 | 1 | 1 | 0 |
| NY Rangers | 2 | 92 | 11 | 0 | 7.17 | 0 | 2 | 0 |
| Philadelphia | 1 | 60 | 6 | 0 | 6.00 | 0 | 1 | 0 |
| Pittsburgh | 3 | 145 | 6 | 0 | 2.48 | 1 | 0 | 1 |
| Quebec | 3 | 185 | 14 | 0 | 4.54 | 1 | 1 | 1 |
| Toronto | 1 | 40 | 1 | 0 | 1.50 | 0 | 0 | 0 |
| Washington | 3 | 185 | 12 | 0 | 3.89 | 0 | 2 | 1 |
| Winnipeg | 2 | 90 | 4 | 0 | 2.67 | 1 | 0 | 0 |




ZARLEY ZALAPSKI

Defense 6' 1" 204 lbs.
Age: 20 (April 22, 1968)
Born: Edmonton, Alta.
Shoots: Left
Acquired: 1986 Entry Draft (1st round)
Drafted: Pittsburgh's 1st choice, 4th overall in 1986 Entry Draft

1987-88: Zarley played a total of 55 games for Team Canada in the Olympic program...he had 4 (1g & 3a) points through 8 games during the Winter Olympics in Calgary...also played 47 games in pre-Olympic competition recording 16 (3g & 13) points. He joined the Penguins during training camp but suffered back spasms during an exhibition game vs Montreal on Oct. 2...after rehabilitation returned to Team Canada to fulfill his commitment to the Canadian Olympic Program. On March 2 he rejoined the Penguins and played the final 15 games of the season recording 11 (3g & 3a) points...recorded an assist in each of his first two NHL games...had 4 assists on the power play...recorded 7 (1g & 6a) points at home and 4 (2g & 2a) on the road...put together a 4-game point scoring streak from March 16-23 recording 7 (2g & 5a) points...had a 4 (1g & 3a) point game vs Philadelphia on March 19 and a 2 (1g & 1a) point game at Washington on April 2...registered a +10 rating through his 15 games played.

CAREER: Zarley was the first defenseman selected in the 1986 Entry Draft and it marked the first time that Pittsburgh had chosen a defenseman as their #1 pick in the first round of drafting...he played Trier II Junior with Ft. Saskatchewan where he recorded 53 (20g & 33a) points in 27 games during the 1985-86 season prior to joining Team Canada in December of 1985. He was honored as the Best Defenseman at the Izvestia Tournament in Moscow (Dec. 1986) ...was named co-winner of THN International Player of the Year Award for 1986-87 along with Canadian National teammate Sean Burke...played in the 1987 World Championships in Vienna.

PERSONAL: Spent the off-season at his home in Leduc, Alberta...enjoys golf, squash and tennis...lists playing in the 1988 Winter Olympics as a career highlight...would like to teach school after hockey career.



| Season | Team | League | Regular Season | | | | Playoffs | | | | | |
|----------------|-----------------------------|------------|----------------|----------|----------|-----------|----------|----|---|---|-----|-----|
| | | | GP | G | A | PTS | PIM | GP | G | A | PTS | PIM |
| 1984-85 | Ft.Saskatchewan | | 23 | 17 | 30 | 47 | 14 | | | | | |
| 1985-86 | Ft.Saskatchewan | | 27 | 20 | 33 | 53 | 46 | | | | | |
| 1985-86 | Team Canada | | 32 | 2 | 4 | 6 | 10 | | | | | |
| 1986-87 | Team Canada | | 74 | 11 | 29 | 40 | 28 | | | | | |
| 1987-88 | Team Canada | | 55 | 4 | 16 | 20 | 34 | | | | | |
| 1987-88 | PITTSBURGH | NHL | 15 | 3 | 8 | 11 | 7 | | | | | |
| | NHL & PGH TOTALS | | 15 | 3 | 8 | 11 | 7 | | | | | |

| TEAM | GP | G | A | PTS | PIM | PG | CAREER SCORING VS | | | | | | | | | | | |
|-------|----|---|---|-----|-----|----|-------------------|----|------|-------|---|---|-----|-----|----|----|----|---|
| | | | | | | | SG | WG | TEAM | GP | G | A | PTS | PIM | PG | SG | WG | |
| Bos. | 0 | 0 | 0 | 0 | 0 | 0 | 0 | 0 | 0 | NJD | 2 | 0 | 0 | 0 | 0 | 0 | 0 | 0 |
| Buf. | 0 | 0 | 0 | 0 | 0 | 0 | 0 | 0 | 0 | NYI | 1 | 0 | 1 | 0 | 0 | 0 | 0 | 0 |
| Cal. | 1 | 0 | 1 | 1 | 0 | 0 | 0 | 0 | 0 | NYR | 0 | 0 | 0 | 0 | 0 | 0 | 0 | 0 |
| Chi. | 0 | 0 | 0 | 0 | 0 | 0 | 0 | 0 | 0 | Phil. | 2 | 2 | 3 | 5 | 5 | 0 | 0 | 0 |
| Det. | 0 | 0 | 0 | 0 | 0 | 0 | 0 | 0 | 0 | Que. | 1 | 0 | 0 | 0 | 0 | 0 | 0 | 0 |
| Edm. | 0 | 0 | 0 | 0 | 0 | 0 | 0 | 0 | 0 | STL | 0 | 0 | 1 | 0 | 0 | 0 | 0 | 0 |
| Hart. | 1 | 0 | 0 | 0 | 0 | 0 | 0 | 0 | 0 | Tor. | 1 | 0 | 0 | 0 | 0 | 0 | 0 | 0 |
| LAK | 0 | 0 | 0 | 0 | 0 | 0 | 0 | 0 | 0 | Van. | 0 | 0 | 0 | 0 | 0 | 0 | 0 | 0 |
| Min. | 1 | 0 | 0 | 0 | 0 | 0 | 0 | 0 | 0 | Wash. | 2 | 1 | 2 | 3 | 0 | 0 | 0 | 0 |
| Mont. | 1 | 0 | 0 | 0 | 0 | 0 | 0 | 0 | 0 | Wpg. | 1 | 0 | 0 | 0 | 0 | 0 | 0 | 0 |



PERRY GANCHAR

Right Wing 5' 9" 188 lbs.
Age: 24 (October 28, 1963)
Born: Saskatoon, Sask.
Shoots: Right
Acquired: Trade with Montreal on Dec. 17, 1987
Drafted: St. Louis' 3rd choice, 113th overall in 1982 Entry Draft

1987-88: Traded to Pittsburgh on December 17, Perry played a total of 30 games with the Penguins recording 7 (2g & 5a) points...recorded 3 (1g & 2a) points at home and 4 (1g & 3a) points on the road...suffered a sprained left knee at Chicago on January 20 and was sidelined for 10 games. Prior to joining the Penguins, he scored his first NHL goal for Montreal in his only game with the Canadiens...while playing 28 games with their AHL affiliate in Sherbrooke, he recorded 30 total points on 12 goals and 18 assists.

| Season | Team | League | Regular Season | | | | | Playoffs | | | | |
|------------|------------|--------|----------------|----|----|-----|-----|----------|---|----|-----|-----|
| | | | GP | G | A | PTS | PIM | GP | G | A | PTS | PIM |
| 1983-84 | St. Louis | NHL | 1 | 0 | 0 | 0 | 0 | 7 | 3 | 1 | 4 | 0 |
| 1984-85 | St. Louis | NHL | 7 | 0 | 2 | 2 | 0 | - | - | - | - | - |
| 1984-85 | Peoria | IHL | 63 | 41 | 29 | 70 | 114 | 20 | 4 | 11 | 15 | 49 |
| 1985-86 | Sherbrooke | AHL | 75 | 25 | 29 | 54 | 42 | - | - | - | - | - |
| 1986-87 | Sherbrooke | AHL | 68 | 22 | 29 | 51 | 64 | 17 | 9 | 8 | 17 | 37 |
| 1987-88 | Sherbrooke | AHL | 28 | 12 | 18 | 30 | 61 | - | - | - | - | - |
| 1987-88 | Montreal | NHL | 1 | 1 | 0 | 1 | 0 | - | - | - | - | - |
| 1987-88 | PITTSBURGH | NHL | 30 | 2 | 5 | 7 | 36 | - | - | - | - | - |
| NHL TOTALS | | | 39 | 3 | 7 | 10 | 36 | 7 | 3 | 1 | 4 | 0 |
| PGH TOTALS | | | | 30 | 2 | 5 | 7 | 36 | - | - | - | - |



LEE GIFFIN

RIGHT WING 6' 0" 181 lbs.
Age: 21 (April 1, 1967)
Born: Chatham, Ontario
Shoots: Right
Acquired: 1985 Entry Draft (2nd Round)
Drafted: Pittsburgh's 2nd choice, 23rd overall in 1985 Entry Draft

1987-88: Reported to Muskegon after training camp... was recalled on two occasions to Pittsburgh where he recorded 2 assists through 19 games...while with the Penguins he missed a total of 13 games with a groin injury. With Muskegon he recorded 63 total points on 26 goals and 37 assists through 48 games including 8 power play goals...before his second recall on March 22, he ended his year with the Lumberjacks recording a team-high 21-game scoring streak.

| Season | Team | League | Regular Season | | | | | Playoffs | | | | |
|------------------|------------|--------|----------------|----|----|-----|-----|----------|---|---|-----|-----|
| | | | GP | G | A | PTS | PIM | GP | G | A | PTS | PIM |
| 1986-87 | Oshawa | OHL | 48 | 31 | 69 | 100 | 46 | - | - | - | - | - |
| 1986-87 | PITTSBURGH | NHL | 8 | 1 | 1 | 2 | 0 | - | - | - | - | - |
| 1987-88 | PITTSBURGH | NHL | 19 | 0 | 2 | 2 | 9 | - | - | - | - | - |
| 1987-88 | Muskegon | IHL | 48 | 26 | 37 | 63 | 61 | 6 | 1 | 3 | 4 | 2 |
| NHL & PGH TOTALS | | | 27 | 1 | 3 | 4 | 9 | - | - | - | - | - |



STEVE GOTAAAS

Center 5' 10" 183 lbs.
Age: 21 (May 10, 1967)
Born: Comrose, Alta.
Shoots: Right
Acquired: 1985 Entry Draft (5th Round)
Drafted: Pittsburgh's 4th choice, 86th overall in 1985 Entry Draft

1987-88: After training camp Steve was assigned to Muskegon where he recorded 38 (17g & 21a) points through 34 games including 3 game-winners goals...was recalled to Pittsburgh on January 4 and played in his first NHL game on January 7 vs Boston...recorded 11 (5g & 6a) points in 36 games including 2 goals at Montreal on January 23 and another 2 (1g & 1a) point effort vs Washington on March 23...had 6 (3g & 3a) points at home and 5 (2g & 3a) on the road...scored the game-winner vs Washington on March 23.

| Season | Team | League | Regular Season | | | | | Playoffs | | | | |
|------------------|---------------|--------|----------------|----|----|-----|-----|----------|---|---|-----|-----|
| | | | GP | G | A | PTS | PIM | GP | G | A | PTS | PIM |
| 1986-87 | Prince Albert | WHL | 68 | 53 | 55 | 108 | 94 | 8 | 5 | 6 | 11 | 16 |
| 1986-87 | Muskegon | IHL | 34 | 16 | 22 | 38 | 4 | - | - | - | - | - |
| 1987-88 | PITTSBURGH | NHL | 36 | 5 | 6 | 11 | 45 | - | - | - | - | - |
| NHL & PGH TOTALS | | | 36 | 5 | 6 | 11 | 45 | - | - | - | - | - |



FRANK PIETRANGELO

Goaltender 5' 9" 182 lbs.
Age: 23 (December 17, 1964)
Born: Niagara Falls, Ontario
Catches: Left
Acquired: 1983 Entry Draft (4th Round)
Drafted: Pittsburgh's 4th choice, 63rd overall in 1983 Entry Draft

1987-88: Frank started the season in Pittsburgh had an 0-3 recorded through four games played and was assigned to Muskegon on Nov. 9 where he played a total of 15 games posting a 2.97 goals against average and a 11 wins/3losses/1 shootout loss record. Was recalled to join the Penguins in Toronto on January 16 and recorded his first NHL win that night starting a streak of 5 consecutive road wins (Toronto, NYI, Chicago, Montreal & Los Angeles)...set a new club record for consecutive road wins breaking Les Binkley and Denis Herron's record of 4...also recorded 4 consecutive home win streak from Jan. 30-Feb. 6...overall had a 5-game win streak from Jan. 30-Feb. 13...with Pittsburgh, was 4 wins/5 losses at home and 5 wins/6 losses on the road...had 2 NHL assists and 2 penalty minutes during the season. Through 21 games NHL games he posted a 3.98 average and 9 wins/11 losses record including his first NHL shutout on Feb. 4 vs Minnesota (1-0).

| Season | Team | League | Regular Season | | | | | Playoffs | | | | |
|------------------|--------------|--------|----------------|------|-----|----|------|----------|-----|----|----|------|
| | | | GP | MIN | GA | SO | AVG | GP | MIN | GA | SO | AVG |
| 1984-85 | Minnesota U. | WCHA | 17 | 912 | 52 | 0 | 3.42 | - | - | - | - | - |
| 1985-86 | Minnesota U. | WCHA | 23 | 1284 | 76 | 0 | 3.55 | - | - | - | - | - |
| 1986-87 | Muskegon | IHL | 35 | 2090 | 119 | 2 | 3.42 | 15 | 923 | 46 | 0 | 2.99 |
| 1987-88 | Muskegon | IHL | 15 | 868 | 43 | 2 | 2.97 | - | - | - | - | - |
| 1987-88 | PITTSBURGH | NHL | 21 | 1207 | 80 | 1 | 3.98 | - | - | - | - | - |
| NHL & PGH TOTALS | | | 21 | 1207 | 80 | 1 | 3.98 | - | - | - | - | - |



RICHARD TABARACCI

Goaltender 5' 10" 183 lbs.
Age: 19 (January 2, 1969)
Born: Toronto, Ontario
Catches: Left
Acquired: 1987 Entry Draft (2nd Round)
Drafted: Pittsburgh's 2nd choice, 26th overall in 1987 Entry Draft

1987-88: Rick played his second year of junior with Cornwall of the Ontario Hockey League posting a 3.38 goals against average through 58 games...had a 33 wins/18 losses/6 ties record including 3 shutouts and 11 goal games... was named to the 1988 First All-Star Team at the end of the season...was the goalie on record for the Royals 15-game unbeaten streak from Nov. 22-Dec. 30 with 13 wins/2 ties in that span...holds the Cornwall record for the most wins in a season with 33 leading the OHL in that category in 1987-88. Rick was the 2nd goaltender chosen in the 2 Round...has a 4.33 overall goals against average through 117 games with the Royals...had 56 of Cornwall's 58 wins over the past two seasons.

| Season | Team | League | Regular Season | | | | Playoffs | | | | | |
|---------|----------|--------|----------------|------|-----|----|----------|----|-----|----|----|------|
| | | | GP | MIN | GA | SO | AVG | GP | MIN | GA | SO | AVG |
| 1986-87 | Cornwall | OHL | 59 | 3347 | 290 | 1 | 5.20 | 5 | 303 | 25 | 0 | 3.17 |
| 1987-88 | Cornwall | OHL | 58 | 3448 | 200 | 3 | 3.48 | 11 | 642 | 37 | 0 | 3.46 |
| 1987-88 | Muskegon | IHL | - | - | - | - | - | 1 | 13 | 1 | 0 | 4.62 |

NATIONAL HOCKEY LEAGUE FACTS

Entry Draft ... will be held on June 17, 1989 in Minnesota.

Goals Against Average ... to calculate for a goaltender or team, multiply goals against (GA) by 60 then divide by the minutes played (MINS).

Rookie Qualifications ... to be considered a rookie, a player must not have played in 25 or more NHL games in any preceding season, nor in six or more NHL games in each of any two preceding seasons.

Save Percentage ... to calculate, subtract goals against (GA) from shots against (SA) to determine saves made then divide saves by shots against (SA).


Trading Deadline ... the 26th day preceding the final day of the NHL regular season is the deadline for trades as well as loans or recalls with minor league affiliates.

Waiver Draft ... to be held October 3, 1988 with each NHL team being able to protect a total of 16 skaters and two goaltenders. Players on a teams reserve list, under contract, who have completed at least two years pro, must be protected or are eligible to be drafted. Goalies on a club's reserve list and under contract, who have completed three pro seasons, must also be protected or can be drafted. Once a player is picked from a team, that team can protect an additional player. A club can not lose more than three skaters or one goaltender in the draft.

PLAYERS IN THE SYSTEM

BRAD AITKEN

Left Wing 6' 2" 200 lbs.
Age: 20 (October 30, 1967)
Born: Scarborough, Ont.
Shoot: Left
Acquired: 1986 Entry Draft (3rd Round)
Drafted: Pittsburgh's 3rd choice, 46th overall in 1986 Entry Draft



| Season | Team | League | GP | G | A | PTS | PIM | GP | G | A | PTS | PIM |
|------------------|--------------|--------|----|----|----|-----|-----|----|---|---|-----|-----|
| 1985-86 | S. St. Marie | OHL | 58 | 17 | 47 | 64 | 88 | - | - | - | - | - |
| 1986-87 | S. St. Marie | OHL | 52 | 27 | 38 | 65 | 86 | 4 | 1 | 2 | 3 | 5 |
| 1987-88 | Muskegon | IHL | 74 | 32 | 31 | 63 | 128 | 1 | 0 | 0 | 0 | 0 |
| 1987-88 | PITTSBURGH | NHL | 5 | 1 | 1 | 2 | 0 | - | - | - | - | - |
| NHL & PGH TOTALS | | | 5 | 1 | 1 | 2 | 0 | - | - | - | - | - |

DAVE CAPUANO

Right Wing/Center

Age: 20 (July 27, 1968)
Born: Warwick, Rhode Island
Shoots: Left
Acquired: 1986 Entry Draft (2nd Rd.)
Drafted: Pittsburgh's 2nd choice, 25th overall in 1986 Entry Draft

| Season | Team | League | GP | G | A | PTS | PIM | GP | G | A | PTS | PIM |
|---------|---------------|--------|----|----|----|-----|-----|----|---|---|-----|-----|
| 1985-86 | Mt.St.Charles | - | 25 | 43 | 42 | 85 | 10 | - | - | - | - | - |
| 1986-87 | Maine U. | H.E. | 38 | 18 | 41 | 59 | 14 | - | - | - | - | - |
| 1987-88 | Maine U. | H.E. | 42 | 34 | 51 | 85 | 51 | - | - | - | - | - |

PLAYERS IN THE SYSTEM

TODD CHARLESWORTH

Defense 6' 0" 187 lbs.
Age: 23 (March 22, 1965)
Born: Calgary, Alberta
Shoots: Left
Acquired: 1983 Entry Draft (2nd Round)
Drafted: Pittsburgh's 2nd choice, 22nd overall, in 1983 Entry Draft



| Season | Team | League | GP | G | A | PTS | PIM | GP | G | A | PTS | PIM |
|-----------------------------|------------|--------|-----------|----------|----------|-----------|-----------|----|---|---|-----|-----|
| 1982-83 | Oshawa | OHL | 70 | 6 | 23 | 29 | 55 | 17 | 0 | 4 | 4 | 20 |
| 1983-84 | Oshawa | OHL | 57 | 11 | 35 | 46 | 54 | 7 | 0 | 4 | 4 | 4 |
| 1983-84 | PITTSBURGH | NHL | 10 | 0 | 0 | 0 | 8 | - | - | - | - | - |
| 1984-85 | PITTSBURGH | NHL | 67 | 1 | 8 | 9 | 31 | - | - | - | - | - |
| 1985-86 | PITTSBURGH | NHL | 2 | 0 | 1 | 1 | 0 | - | - | - | - | - |
| 1985-86 | Baltimore | AHL | 19 | 1 | 3 | 4 | 10 | - | - | - | - | - |
| 1985-86 | Muskegon | IHL | 51 | 9 | 27 | 36 | 78 | 14 | 3 | 8 | 11 | 14 |
| 1986-87 | PITTSBURGH | NHL | 1 | 0 | 0 | 0 | 0 | - | - | - | - | - |
| 1986-87 | Baltimore | AHL | 75 | 5 | 21 | 26 | 64 | - | - | - | - | - |
| 1987-88 | PITTSBURGH | NHL | 6 | 2 | 0 | 2 | 2 | - | - | - | - | - |
| 1987-88 | Muskegon | IHL | 64 | 9 | 31 | 40 | 49 | 5 | 0 | 0 | 0 | 0 |
| NHL & PGH TOTALS | | | 86 | 3 | 9 | 12 | 41 | - | - | - | - | - |

JEFF COOPER

Goaltender 5' 9" 172 lbs.
Age: 26 (June 12, 1962)
Born: Ottawa, Ontario
Catches: Left
Acquired: Signed as a Free Agent on April 6, 1985



| Season | Team | League | GP | MP | GA | SO | AVG | GP | MP | GA | SO | AVG |
|---------|-----------|--------|----|------|-----|----|------|----|-----|----|----|------|
| 1982-83 | Colgate | ECAC | 26 | 1486 | 100 | 0 | 4.04 | - | - | - | - | - |
| 1983-84 | Colgate | ECAC | 32 | 1874 | 121 | 1 | 3.87 | - | - | - | - | - |
| 1984-85 | Colgate | ECAC | 31 | 1778 | 110 | 3 | 3.71 | - | - | - | - | - |
| 1985-86 | Baltimore | AHL | 23 | 1099 | 77 | 2 | 4.20 | - | - | - | - | - |
| 1986-87 | Muskegon | IHL | 45 | 2673 | 147 | 2 | 3.30 | 1 | 8 | 1 | 0 | 7.50 |
| 1987-88 | Muskegon | IHL | 21 | 1195 | 80 | 0 | 4.02 | 5 | 236 | 16 | 0 | 4.07 |
| 1987-88 | New Haven | AHL | 9 | 485 | 37 | 0 | 4.58 | - | - | - | - | - |

JEFF DANIELS

Left Wing 6' 1' 197 lbs.
Age: 20 (June 24, 1968)
Born: Oshawa, Ontario
Shoots: Left
Acquired: 1986 Entry Draft (6th Round)
Drafted: Pittsburgh's 6th choice, 109th overall in 1986 Entry Draft.



| Season | Team | League | GP | G | A | PTS | PIM | GP | G | A | PTS | PIM |
|---------|--------|--------|----|----|----|-----|-----|----|---|---|-----|-----|
| 1985-86 | Oshawa | OHL | 62 | 13 | 19 | 32 | 23 | 6 | 0 | 1 | 1 | 0 |
| 1986-87 | Oshawa | OHL | 54 | 14 | 9 | 23 | 22 | 15 | 3 | 2 | 5 | 5 |
| 1987-88 | Oshawa | OHL | 64 | 29 | 39 | 68 | 59 | 4 | 2 | 3 | 5 | 0 |

PLAYERS IN THE SYSTEM

GREG DAVIES

Right Wing 6' 1" 204 lbs.
Age: 20 (January 2, 1967)
Born: Hope, B. C.
Shoots: Right
Acquired: Signed as tryout on March 15, 1988



| Season | Team | League | GP | G | A | PTS | PIM | GP | G | A | PTS | PIM |
|---------|----------|--------|----|----|----|-----|-----|----|---|---|-----|-----|
| 1987-88 | Kamloops | WHL | 67 | 17 | 19 | 36 | 158 | - | - | - | - | - |

DAVE GORETZ

Defense 5' 11" 199 lbs.
Age: 23 (March 28, 1965)
Born: Edmonton, Alberta
Shoots: Right
Acquired: 1983 Entry Draft (12th Round)
Drafted: Pittsburgh's 10th choice, 212th overall in 1983 Entry Draft



| Season | Team | League | GP | G | A | PTS | PIM | GP | G | A | PTS | PIM |
|-----------------------------|---------------|--------|----------|----------|----------|----------|----------|----|---|----|-----|-----|
| 1981-82 | Regina | WHL | 67 | 5 | 19 | 24 | 181 | 19 | 1 | 2 | 3 | 61 |
| 1982-83 | Regina | WHL | 69 | 4 | 22 | 26 | 132 | 5 | 0 | 2 | 2 | 9 |
| 1983-84 | Prince Albert | WHL | 60 | 13 | 47 | 60 | 111 | 5 | 2 | 3 | 5 | 0 |
| 1984-85 | Prince Albert | WHL | 48 | 3 | 48 | 51 | 62 | 13 | 4 | 14 | 18 | 29 |
| 1983-84 | Baltimore | AHL | 1 | 0 | 0 | 0 | 2 | 6 | 0 | 0 | 0 | 0 |
| 1985-86 | Baltimore | AHL | 74 | 1 | 15 | 16 | 76 | - | - | - | - | - |
| 1986-87 | Baltimore | AHL | 16 | 0 | 3 | 3 | 8 | - | - | - | - | - |
| 1986-87 | Muskegon | IHL | 44 | 3 | 17 | 20 | 44 | 15 | 0 | 4 | 4 | 14 |
| 1987-88 | Muskegon | IHL | 73 | 8 | 36 | 44 | 87 | 6 | 0 | 4 | 4 | 14 |
| 1987-88 | PITTSBURGH | NHL | 2 | 0 | 0 | 0 | 2 | - | - | - | - | - |
| NHL & PGH TOTALS | | | 2 | 0 | 0 | 0 | 2 | - | - | - | - | - |

DOUG HOBSON

Defense 5' 11" 187 lbs.
Age: 20 (April 9, 1968)
Born: Prince Albert, Saskatchewan
Shoots: Left
Acquired: 1986 Entry Draft (7th Round)
Drafted: Pittsburgh's 7th choice, 130th overall in the 1986 Entry Draft



| Season | Team | League | GP | G | A | PTS | PIM | GP | G | A | PTS | PIM |
|---------|---------------|--------|----|---|----|-----|-----|----|---|---|-----|-----|
| 1985-86 | Prince Albert | WHL | 66 | 2 | 17 | 19 | 70 | 20 | 1 | 2 | 3 | 31 |
| 1986-87 | Prince Albert | WHL | 69 | 3 | 20 | 23 | 83 | 8 | 2 | 3 | 5 | 12 |
| 1987-88 | Prince Albert | WHL | 69 | 9 | 26 | 35 | 96 | 10 | 1 | 5 | 6 | 17 |

PLAYERS IN THE SYSTEM

SCOTT JOHNSON

Left Wing 6' 1" 193 lbs.
Age: 25 (October 12, 1963)
Born: New Hope, Minnesota
Shoots: Left
Acquired: Signed as a free agent on July 3, 1986

| Season | Team | League | GP | G | A | PTS | PIM | GP | G | A | PTS | PIM |
|---------|---------------|--------|----|----|----|-----|-----|----|---|---|-----|-----|
| 1982-83 | Lake Superior | CCHA | 32 | 2 | 7 | 9 | 9 | - | - | - | - | - |
| 1983-84 | Lake Superior | CCHA | 39 | 9 | 13 | 22 | 32 | - | - | - | - | - |
| 1984-85 | Lake Superior | CCHA | 44 | 21 | 23 | 44 | 70 | - | - | - | - | - |
| 1985-86 | Lake Superior | CCHA | 38 | 21 | 24 | 45 | 55 | - | - | - | - | - |
| 1986-87 | Baltimore | AHL | 63 | 8 | 7 | 15 | 27 | - | - | - | - | - |
| 1987-88 | Muskegon | IHL | 51 | 19 | 11 | 30 | 31 | 2 | 0 | 1 | 1 | 33 |
| 1987-88 | Saginaw | IHL | 1 | 0 | 0 | 0 | 2 | - | - | - | - | - |

JAMIE LEACH

Right Wing 6' 1" 198 lbs.
Age: 19 (August 25, 1969)
Born: Winnipeg, Manitoba
Shoots: Right
Acquired: 1987 Entry Draft (3rd round)
Drafted: Pittsburgh's 3rd choice, 47th overall in 1987 Entry Draft



| Season | Team | League | GP | G | A | PTS | PIM | GP | G | A | PTS | PIM |
|---------|-----------------|--------|----|----|----|-----|-----|----|---|---|-----|-----|
| 1985-86 | N. Westminister | WHL | 58 | 8 | 7 | 15 | 20 | - | - | - | - | - |
| 1986-87 | Hamilton | OHL | 64 | 12 | 19 | 31 | 67 | - | - | - | - | - |
| 1987-88 | Hamilton | OHL | 64 | 24 | 19 | 43 | 79 | 14 | 6 | 7 | 13 | 12 |

JAMES (JIMMY) MANN

Right Wing 6' 0" 217 lbs.
Age: 29 (April 17, 1959)
Born: Montreal, Que.
Shoots: Right
Acquired: Signed as a Free Agent on July 15, 1987
Drafted: Winnipeg's 1st choice, 19th overall in 1979 Entry Draft

| Season | Team | League | GP | G | A | PTS | PIM | GP | G | A | PTS | PIM |
|-------------------|--------------|--------|-----|----|----|-----|-----|----|---|---|-----|-----|
| 1979-80 | Winnipeg | NHL | 72 | 3 | 5 | 8 | 287 | - | - | - | - | - |
| 1980-81 | Winnipeg | NHL | 37 | 3 | 3 | 6 | 105 | - | - | - | - | - |
| 1980-81 | Tulsa | CHL | 26 | 4 | 7 | 11 | 175 | 5 | 0 | 0 | 0 | 21 |
| 1981-82 | Winnipeg | NHL | 37 | 3 | 2 | 5 | 79 | 3 | 0 | 0 | 0 | 7 |
| 1983-84 | Winnipeg | NHL | 16 | 0 | 1 | 1 | 73 | 1 | 0 | 0 | 0 | 0 |
| 1983-84 | Sherbrooke | AHL | 20 | 6 | 3 | 9 | 94 | - | - | - | - | - |
| 1983-84 | Quebec | NHL | 22 | 1 | 1 | 2 | 42 | 3 | 0 | 0 | 0 | 22 |
| 1984-85 | Quebec | NHL | 25 | 0 | 4 | 4 | 54 | 13 | 0 | 0 | 0 | 41 |
| 1984-85 | Federicton | AHL | 13 | 4 | 4 | 8 | 97 | - | - | - | - | - |
| 1985-86 | Quebec | NHL | 35 | 0 | 3 | 3 | 148 | 2 | 0 | 0 | 0 | 19 |
| 1986-87 | DID NOT PLAY | | | | | | | | | | | |
| 1987-88 | PITTSBURGH | NHL | 9 | 0 | 0 | 0 | 53 | - | - | - | - | - |
| 1987-88 | Muskegon | IHL | 10 | 0 | 2 | 2 | 61 | - | - | - | - | - |
| NHL TOTALS | | | 293 | 10 | 20 | 30 | 895 | 22 | 0 | 0 | 0 | 89 |
| PGH TOTALS | | | 9 | 0 | 0 | 0 | 53 | - | - | - | - | - |

PLAYERS IN THE SYSTEM

PAT MAYER

Defense 6' 3" 224 lbs.
Age: 27 (July 24, 1961)
Born: Royal Oak, Michigan
Shoots: Right
Acquired: Signed as a Free Agent on July 10, 1987



| Season | Team | League | GP | G | A | PTS | PIM | GP | G | A | PTS | PIM |
|-----------------------------|------------|--------|----|---|----|-----|-----|----|---|---|-----|-----|
| 1985-86 | Muskegon | IHL | 74 | 2 | 15 | 17 | 233 | 13 | 0 | 2 | 2 | 37 |
| 1986-87 | Muskegon | IHL | 71 | 4 | 14 | 18 | 387 | 13 | 1 | 0 | 1 | 53 |
| 1987-88 | Muskegon | IHL | 73 | 3 | 10 | 13 | 450 | 5 | 0 | 0 | 0 | 47 |
| 1987-88 | PITTSBURGH | NHL | 2 | 0 | 0 | 0 | 4 | - | - | - | - | - |
| NHL & PGH TOTALS | | | 2 | 0 | 0 | 0 | 4 | - | - | - | - | - |

DAVE MCLLWAIN

Center 5' 10" 182 lbs.
Age: 21 (June 9, 1967)
Born: Seaforth, Ontario
Shoots: Right
Acquired: 1986 Entry Draft (9th Round)
Drafted: Pittsburgh's 9th choice, 172nd overall in 1986 Entry Draft



| Season | Team | League | GP | G | A | PTS | PIM | GP | G | A | PTS | PIM |
|-----------------------------|------------|--------|----|----|----|-----|-----|----|---|----|-----|-----|
| 1984-85 | Kitchner | OHL | 61 | 13 | 21 | 34 | 29 | - | - | - | - | - |
| 1985-86 | North Bay | OHL | 64 | 37 | 35 | 72 | 37 | 10 | 4 | 4 | 8 | 2 |
| 1986-87 | North Bay | OHL | 60 | 46 | 73 | 119 | 35 | 24 | 7 | 18 | 25 | 40 |
| 1987-88 | PITTSBURGH | NHL | 66 | 11 | 9 | 19 | 40 | - | - | - | - | - |
| 1987-88 | Muskegon | IHL | 9 | 4 | 6 | 10 | 23 | 6 | 2 | 3 | 5 | 8 |
| NHL & PGH TOTALS | | | 66 | 11 | 8 | 19 | 40 | - | - | - | - | - |

GLENN MULVENNA

Center 5' 11" 175
Age: 21 (February 18, 1967)
Born: Calgary, Alberta
Shoots: Left
Acquired: Signed as a Free Agent on December 3, 1987




| Season | Team | League | GP | G | A | PTS | PIM | GP | G | A | PTS | PIM |
|---------|-----------------|--------|----|----|----|-----|-----|----|---|---|-----|-----|
| 1986-87 | N. Westminister | WHL | 53 | 24 | 44 | 68 | 43 | - | - | - | 0 | - |
| 1986-87 | Kamloops | WHL | 18 | 13 | 8 | 21 | 18 | 13 | 4 | 6 | 10 | 10 |
| 1987-88 | Kamloops | WHL | 38 | 21 | 38 | 59 | 35 | - | - | - | - | - |

PLAYERS IN THE SYSTEM

JIM PAEK

Defense 6' 1" 194 lbs.
Age: 21 (April 7, 1967)
Born: Seoul, Korea
Shoots: Left
Acquired: 1985 Entry Draft
Drafted: Pittsburgh's 9th choice, 170th overall in 1985 Entry Draft



| Season | Team | League | GP | G | A | PTS | PIM | GP | G | A | PTS | PIM |
|---------|----------|--------|----|---|----|-----|-----|----|---|----|-----|-----|
| 1984-85 | Oshawa | OHL | 54 | 2 | 13 | 15 | 57 | 5 | 1 | 0 | 1 | 9 |
| 1985-86 | Oshawa | OHL | 64 | 5 | 21 | 26 | 122 | 6 | 0 | 1 | 1 | 9 |
| 1986-87 | Oshawa | OHL | 57 | 5 | 17 | 22 | 75 | 26 | 1 | 14 | 15 | 43 |
| 1987-88 | Muskegon | IHL | 82 | 7 | 52 | 59 | 141 | 6 | 0 | 0 | 0 | 29 |

BRUCE RACINE

Goaltender 6' 0" 160 lbs.
Age: 22 (August 9, 1966)
Born: Cornwall, Ontario
Catches: Left
Acquired: 1985 Entry Draft (3rd choice)
Drafted: Pittsburgh's 3rd choice, 58th overall in 1985 Entry Draft



| Season | Team | League | GP | MP | GA | SO | AVG | GP | MP | GA | SO | AVG |
|---------|--------------|--------|----|------|-----|----|------|----|----|----|----|-----|
| 1984-85 | Northeastern | H.E. | 26 | 1615 | 103 | 1 | 3.57 | - | - | - | - | - |
| 1985-86 | Northeastern | H.E. | 32 | 1920 | 147 | 0 | 4.56 | - | - | - | - | - |
| 1986-87 | Northeastern | H.E. | 33 | 1966 | 133 | 0 | 4.06 | - | - | - | - | - |
| 1987-88 | Northeastern | H.E. | 30 | 1808 | 108 | 1 | 3.58 | - | - | - | - | - |

RANDY TAYLOR


Age: 23 (July 30, 1965)
Born: Cornwall, Ontario
Shoots: Right
Acquired: 1987 Supplementary Draft

| Season | Team | League | GP | G | A | PTS | PIM | GP | G | A | PTS | PIM |
|---------|----------|--------|----|---|----|-----|-----|----|---|---|-----|-----|
| 1983-84 | Harvard | ECAC | 23 | 0 | 3 | 3 | 4 | - | - | - | - | - |
| 1984-85 | Harvard | ECAC | 30 | 6 | 30 | 36 | 12 | - | - | - | - | - |
| 1985-86 | Harvard | ECAC | 33 | 5 | 20 | 25 | 30 | - | - | - | - | - |
| 1986-87 | Harvard | ECAC | 34 | 3 | 35 | 38 | 30 | - | - | - | - | - |
| 1987-88 | Peoria | IHL | 27 | 1 | 7 | 8 | 22 | 7 | 0 | 1 | 1 | 8 |
| 1987-88 | Muskegon | IHL | 37 | 0 | 14 | 14 | 14 | - | - | - | - | - |

PLAYERS IN THE SYSTEM

WAYNE VAN DORP

Left wing 6' 4" 225 lbs.
Age: 27 (May 19, 1961)
Born: Vancouver B. C.
Shoots: Left
Acquired: Traded with Edmonton on November 24, 1987



| Season | Team | League | GP | G | A | PTS | PIM | GP | G | A | PTS | PIM |
|------------|--------------|---------|----|----|----|-----|-----|----|---|---|-----|-----|
| 1979-80 | Seattle | WHL | 68 | 8 | 13 | 21 | 195 | 12 | 3 | 1 | 4 | 33 |
| 1980-81 | Seattle | WHL | 63 | 22 | 30 | 52 | 242 | 5 | 1 | 0 | 1 | 10 |
| 1985-86 | Gronigen | Holland | 29 | 27 | 32 | 59 | 69 | - | - | - | - | - |
| 1986-87 | Rochester | AHL | 47 | 7 | 3 | 10 | 192 | - | - | - | - | - |
| 1986-87 | Novia Scotia | AHL | 11 | 2 | 3 | 5 | 37 | 5 | 0 | 0 | 0 | 56 |
| 1986-87 | Edmonton | NHL | 3 | 0 | 0 | 0 | 25 | 3 | 0 | 0 | 0 | 2 |
| 1987-88 | PITTSBURGH | NHL | 25 | 1 | 3 | 4 | 75 | - | - | - | - | - |
| 1987-88 | Novia Scotia | AHL | 12 | 2 | 2 | 4 | 87 | - | - | - | - | - |
| NHL TOTALS | | | 28 | 1 | 3 | 4 | 100 | 3 | 0 | 0 | 0 | 2 |
| PGH TOTALS | | | 25 | 1 | 3 | 4 | 75 | - | - | - | - | - |

JEFF WAVER

Defense 5' 11" 188 lbs.
Age: 20 (September 28, 1968)
Born: St. Boniface, Manitoba
Shoots: Left
Acquired: 1987 Entry Draft
Drafted: Pittsburgh's 5th choice, 89th overall in 1987 Entry Draft



| Season | Team | League | GP | G | A | PTS | PIM | GP | G | A | PTS | PIM |
|---------|----------|--------|----|----|----|-----|-----|----|---|---|-----|-----|
| 1986-87 | Hamilton | OHL | 63 | 12 | 28 | 40 | 132 | - | - | - | - | - |
| 1987-88 | Hamilton | OHL | 64 | 27 | 34 | 61 | 134 | - | - | - | - | - |

MITCH WILSON

Right wing 5' 8" 189 lbs.
Age: 27 (February 15, 1962)
Born: Kelowna, B.C.
Shoots: Right
Acquired: Signed as a Free Agent on July 24, 1986



| Season | Team | League | GP | G | A | PTS | PIM | GP | G | A | PTS | PIM |
|------------|------------|--------|----|----|----|-----|-----|----|---|---|-----|-----|
| 1980-81 | Seattle | WHL | 64 | 8 | 23 | 31 | 253 | 5 | 3 | 0 | 3 | 31 |
| 1981-82 | Seattle | WHL | 60 | 18 | 17 | 35 | 436 | 10 | 3 | 7 | 10 | 55 |
| 1982-83 | Wichita | WHL | 55 | 4 | 6 | 10 | 186 | - | - | - | - | - |
| 1983-84 | Maine | AHL | 71 | 6 | 8 | 14 | 349 | 17 | 3 | 6 | 9 | 96 |
| 1984-85 | New Jersey | NHL | 9 | 0 | 2 | 2 | 21 | - | - | - | - | - |
| 1984-85 | Maine | AHL | 51 | 6 | 3 | 9 | 220 | 2 | 0 | 0 | 0 | 32 |
| 1985-86 | Maine | AHL | 64 | 4 | 3 | 7 | 217 | 3 | 0 | 0 | 0 | 2 |
| 1986-87 | PITTSBURGH | NHL | 17 | 2 | 1 | 3 | 83 | - | - | - | - | - |
| 1986-87 | Baltimore | AHL | 58 | 8 | 9 | 17 | 353 | - | - | - | - | - |
| 1987-88 | Muskegon | IHL | 68 | 27 | 25 | 52 | 400 | 5 | 1 | 0 | 1 | 23 |
| NHL TOTALS | | | 26 | 2 | 3 | 5 | 104 | - | - | - | - | - |
| PGH TOTALS | | | 17 | 2 | 1 | 3 | 83 | - | - | - | - | - |

1988 ENTRY DRAFT SELECTIONS

DARRIN SHANNON

Defense 6'2" 190 lbs.
 Age: 18 (December 8, 1969)
 Born: Barrie, Ontario
 Shoots: Left
 Acquired: Pittsburgh's 1st round draft choice,
 4th overall in 1988 Entry Draft



| Season | Team | League | GP | G | A | PTS | PIM |
|---------|---------|--------|----|----|----|-----|-----|
| 1986-87 | Windsor | OHL | 60 | 16 | 67 | 83 | 116 |
| 1987-88 | Windsor | OHL | 43 | 33 | 41 | 74 | 49 |

MARK MAJOR

Left Wing 6'3" 205 lbs.
 Age: 18 (March 20, 1970)
 Born: Toronto, Ontario
 Shoots: Left
 Acquired: Pittsburgh's 2nd round draft choice,
 25th overall in 1988 Entry Draft



| Season | Team | League | GP | G | A | PTS | PIM |
|---------|-----------|--------|----|----|----|-----|-----|
| 1987-88 | North Bay | OHL | 57 | 16 | 17 | 33 | 272 |

DANIEL GAUTHIER

Left Wing 6'1" 180 lbs.
 Age: 18 (May 17, 1970)
 Born: Charlemagne, Quebec
 Shoots: Left
 Acquired: Pittsburgh's 3rd round draft choice,
 62nd overall in 1988 Entry Draft



| Season | Team | League | GP | G | A | PTS | PIM |
|---------|---------------|--------|----|----|----|-----|-----|
| 1986-87 | Lougueuil | QMJHL | 64 | 23 | 22 | 45 | 23 |
| 1987-88 | Victoriaville | QMJHL | 66 | 43 | 47 | 90 | 53 |

MARK RECCHI

Right Wing 5'10" 190 lbs.
 Age: 20 (February 1, 1968)
 Born: Kamloops, Alberta
 Shoots: Left
 Acquired: Pittsburgh's 4th round draft choice,
 67th overall in 1988 Entry Draft



| Season | Team | League | GP | G | A | PTS | PIM |
|---------|-----------------|--------|----|----|----|-----|-----|
| 1985-86 | New Westminster | WHL | 72 | 21 | 40 | 61 | 55 |
| 1986-87 | Kamloops | WHL | 40 | 26 | 50 | 76 | 63 |
| 1987-88 | Kamloops | WHL | 62 | 61 | 93 | 154 | 75 |

1988 ENTRY DRAFT SELECTIONS

GREG ANDRUSAK

Defense 6'1" 183 lbs.
 Age: 18 (November 14, 1969)
 Born: Cranbrook, B.C.
 Shoots: Right
 Acquired: Pittsburgh's 5th round draft choice,
 88th overall in 1988 Entry Draft

| Season | Team | League | GP | G | A | PTS | PIM |
|---------|-----------------|--------|----|---|---|-----|-----|
| 1987-88 | Minn.-Duluth U. | WCHA | 37 | 4 | 5 | 9 | 42 |

TROY MICK

Left Wing 5'11" 180 lbs.
 Age: 19 (March 30, 1969)
 Born: Burnaby, B.C.
 Shoots: Left
 Acquired: Pittsburgh's 7th round draft choice,
 130th overall in 1988 Entry draft



| Season | Team | League | GP | G | A | PTS | PIM |
|---------|----------|--------|----|----|----|-----|-----|
| 1986-87 | Portland | WHL | 57 | 30 | 33 | 63 | 60 |
| 1987-88 | Portland | WHL | 72 | 63 | 84 | 147 | 78 |

JEFF BLAESER

Left Wing 6'3" 190 lbs.
 Age: 18 (May 11, 1970)
 Born: Parma, Ohio
 Shoots: Left
 Acquired: Pittsburgh's 8th round draft choice,
 151st overall in 1988 Entry Draft

| Season | Team | League | GP | G | A | PTS | PIM |
|---------|-----------------|--------|----|----|----|-----|-----|
| 1987-88 | St. John's Prep | H.S. | 18 | 14 | 20 | 34 | — |

ROB GAUDREAU


Right Wing 5'10" 175 lbs.
 Age: 18 (January 20, 1970)
 Born: —
 Shoots: —
 Acquired: Pittsburgh's 9th round draft choice,
 172nd overall in 1988 Entry Draft

| Season | Team | League | GP | G | A | PTS | PIM |
|---------|-------------------|--------|----|----|----|-----|-----|
| 1987-88 | Bishop Hendricken | H.S. | — | 52 | 60 | 112 | — |

1988 ENTRY DRAFT SELECTIONS

DON PANCOE

Defense 6'1" 190 lbs.
 Age: 19 (February 23, 1969)
 Born: St. George, Ontario
 Shoots: Left
 Acquired: Pittsburgh's 10th round draft choice,
 193rd overall in 1988 Entry Draft



| Season | Team | League | GP | G | A | PTS | PIM |
|---------|----------|--------|----|---|----|-----|-----|
| 1986-87 | Hamilton | OHL | 44 | 4 | 8 | 12 | 120 |
| 1987-88 | Hamilton | OHL | 60 | 2 | 12 | 14 | 144 |

CORY LAYLIN

Left Wing 5'9" 162 lbs.
 Age: 18 (January 24, 1970)
 Born:
 Shoots: Left
 Acquired: Pittsburgh's 11th round draft choice,
 214th overall in 1988 Entry Draft

| Season | Team | League | GP | G | A | PTS | PIM |
|---------|-------------------|--------|----|----|----|-----|-----|
| 1987-88 | St. Cloud-Appollo | H.S. | 21 | 30 | 31 | 61 | — |

DARREN STOLK

Defense 6'4" 206 lbs.
 Age: 20 (July 22, 1968)
 Born:
 Shoots: Left
 Acquired: Pittsburgh's 12th round draft choice,
 235th overall in 1988 Entry Draft



| Season | Team | League | GP | G | A | PTS | PIM |
|---------|------------|--------|----|---|----|-----|-----|
| 1986-87 | Brandon | WHL | 71 | 3 | 9 | 12 | 60 |
| 1987-88 | Lethbridge | WHL | 60 | 3 | 10 | 13 | 79 |



Mario Lemieux congratulates Darrin Shannon as the Pens' first round pick at the NHL Entry Draft in Montreal.

PITTSBURGH DRAFT SELECTIONS

| RD | OVERALL | NAME | POSITION | TEAM |
|-------------|---------|---|----------|---------------------------|
| 1969 | | | | |
| 1. | | No Choice - Traded to Boston | | |
| 2. | 15th | Rick Kessel | C | Oshawa Generals |
| 3. | 26th | Michel Briere | C | Shawinigan Falls |
| 1970 | | | | |
| 1. | 7th | Greg Polis | LW | Estevan Bruins |
| 2. | 21st | John Stewart | LW | Flin Flon Bombers |
| 1971 | | | | |
| 1. | | No Choice - Traded to St. Louis for Ron Schock | | |
| 2. | 18th | Brian McKenzie | C | St. Catherines Black Hawk |
| 1972 | | | | |
| 1. | | No Choice - Traded to Minnesota for Bob Woytowich | | |
| 2. | 24th | Jack Lynch | D | Oshawa Generals |
| 2. | 30th | Bernie Lukowich | LW | New Westminster Bruins |
| 3. | 40th | Denis Herron | G | Trois Tivieres Ducs |
| 1973 | | | | |
| 1. | 7th | Blaine Stoughton | RW | Flin Flon Bombers |
| 2. | 23rd | Wayne Bianchin | LW | Flin Flon Bombers |
| 2. | 27th | Colin Campbell | D | Peterborough Petes |
| 3. | | No Choice - Traded to Detroit for Andy Brown | | |
| 1974 | | | | |
| 1. | 8th | Pierre Larouche | C | Sorel Black Hawks |
| 2. | 27th | Jacques Cossette | RW | Sorel Black Hawks |
| 3. | | No Choice - Traded to Detroit for Nelson DeBenedet | | |
| 1975 | | | | |
| 1. | 13th | Gordon Laxton | G | New Westminster Bruins |
| 2. | 31st | Russ Anderson | D | U. of Minnesota |
| 3. | 49th | Paul Baxter | D | Winnipeg Clubs |
| 1976 | | | | |
| 1. | 2nd | Blair Chapman | RW | Saskatoon Blades |
| 2. | 19th | Greg Malone | C | Oshawa Generals |
| 2. | 29th | Peter Marsh | RW | Sherbrooke |
| 3. | 47th | Morris Lukowich | LW | Medicine Hat Tigers |
| 1977 | | | | |
| 1. | | No Choice - Traded to Toronto for Rick Kehoe | | |
| 2. | 30th | Jim Hamilton | LW | London Knights |
| 3. | 48th | Kim Davis | LW | Flin Flon Bombers |
| 4. | 66th | Mark Johnson | C | U. of Wisconsin |
| 1978 | | | | |
| 1. | | No Choice - Traded to Philadelphia for Orest Kindrachuk, Ross | | |
| 2. | 25th | Mike Meeker | RW | Peterborough Petes |
| 3. | | No Choice - Traded to Montreal for Don Awrey | | |
| 4. | 61st | Shane Pearsall | LW | Ottawa 67's |
| 5. | 75th | Rob Garner | C | Toronto Marlboros |
| 1979 | | | | |
| 1. | | No Choice - Traded to Washington for Hartland Monahan | | |
| 2. | 31st | Paul Marshall | LW | Brantford Alexanders |
| 3. | 52nd | Bennett Wolf | D | Kitchener Rangers |
| 4. | 73rd | Brian Cross | D | Brantford Alexanders |
| 5. | 94th | Nick Ricci | G | Niagara Falls Flyers |
| 6. | 115th | Marc Chorney | D | North Dakota U. |

| RD | OVERALL | NAME | POSITION | TEAM |
|-------------|---------|---|----------|--------------------------|
| 1980 | | | | |
| 1. | 9th | Mike Bullard | C | Brantford Alexanders |
| 2. | | No Choice - Traded to Chicago for Dale Tallon | | |
| 3. | 51st | Randy Boyd | D | Ottawa 67's |
| 4. | 72nd | Tony Feltrin | D | Victoria Cougars |
| 5. | 93rd | Doug Shedden | RW | Sault Ste. Marie |
| 6. | 114th | Pat Graham | LW | Niagara Falls Flyers |
| 7. | | No Choice - Traded to Winnipeg for future consideration | | |
| 8. | 156th | Robert Geale | C | Portland Winter Hawks |
| 9. | 177th | Brian Lundberg | D | U. of Michigan |
| 10. | 198th | Steve McKenzie | D | St. Albert Saints |
| 1981 | | | | |
| 1. | | No Choice - Traded to Montreal for Rod Schutt | | |
| 2. | 28th | Steve Gatzos | RW | Sault Ste. Marie |
| 3. | 49th | Tom Thornbury | D | Niagara Falls Flyers |
| 4. | 70th | Norm Schmidt | D | Oshawa Generals |
| 5. | | No Choice - Traded to Washington for Gary Rissling | | |
| 6. | 109th | Paul Edwards | D | Oshawa Generals |
| 6. | 112th | ROD BUSKAS | D | Medicine Hat Tigers |
| 7. | 133rd | Geoff Wilson | RW | Winnipeg |
| 8. | 154th | Mitch Lamoureux | C | Oshawa Generals |
| 9. | 175th | Dean DeFazio | LW | Brantford Alexanders |
| 10. | 196th | Dave Hannan | C | Brantford Alexanders |
| 1982 | | | | |
| 1. | 10th | Rich Sutter | RW | Lethbridge Broncos |
| 2. | 38th | Tim Hrynewich | LW | Sudbury Wolves |
| 3. | 52nd | TROY LONEY | LW | Lethbridge Broncos |
| 4. | | No Choice - Traded to Toronto for Paul Harrison | | |
| 5. | 94th | Grant Sasser | C | Portland Winter Hawks |
| 6. | | No Choice - Traded to Toronto for Greg Hotham | | |
| 7. | 136th | Grant Couture | D | Lethbridge Broncos |
| 8. | 157th | Peter Derksen | LW | Portland Winter Hawks |
| 9. | 178th | Greg Gravel | C | Windsor Spitfires |
| 10. | 199th | Stu Wenaas | D | Winnipeg |
| 11. | 220th | Chris McCauley | RW | London Knights |
| 12. | 241st | Stan Bautch | G | Hibbling, Minnesota H.S. |
| 1983 | | | | |
| 1. | 15th | BOB ERREY | LW | Peterborough Petes |
| 2. | 22nd | TODD CHARLESWORTH | D | Oshawa Generals |
| 3. | 59th | Mike Rowe | D | Toronto Marlboros |
| 4. | 64th | FRANK PIETRANGELO | G | U. of Minnesota |
| 5. | | No Choice - Traded to Toronto with Paul Marhsall & Kim Davis for Paul Gardner & Dave Burrows. | | |
| 6. | 86th | Pat Emond | C | Hull Olympics |
| 7. | 107th | Paul Ames | D | Billerica, Mass. H.S. |
| 8. | | No Choice - Traded to Hartford with Russ Anderson for Rick MacLeish | | |
| 9. | 149th | Marty Ketola | RW | Cloquet, Minn. H.S. |
| 10. | 170th | Alec Haidy | RW | Sault Ste. Marie |
| 11. | 191st | Garth Hildrebrand | LW | Calgary Centennials |
| 12. | 212th | DAVE GOERTZ | D | Regina Pats |
| 1984 | | | | |
| 1. | 1st | MARIO LEMIEUX | C | Laval Voisons |
| 1. | 9th | DOUG BODGER | D | Kamloops |
| 1. | 16th | Roger Belanger | RW | Kingston Canadiens |
| 2. | | No Choice - Traded to Philadelphia as part of Rich Sutter deal. | | |
| 3. | | No Choice - Traded to Vancouver for Kevin McCarthy | | |
| 4. | 64th | Mark Teevens | RW | Peterborough Petes |
| 5. | | Arto Javanainen | RW | Finland |
| 6. | | No Choice - Traded to Edmonton with Kevin McClelland for Tom Roulston | | |
| 7. | 127th | Tom Ryan | D | Newton North H.S. |
| 8. | | No Choice - Traded to St. Louis for Gary Edwards | | |
| 9. | 169th | John Del Col | LW | Toronto Marlboros |

| RD | OVERALL | NAME | POSITION | TEAM |
|-------------|---------|--|----------|-------------------------------|
| 10. | 189th | Steve Hurt | RW | Hill Murray, Minn. H.S. |
| 11. | 210th | Jim Steen | C | Moorhead Minn. H.S. |
| 12. | 250th | Mark Ziliotto | LW | Streetsville Jr. "B" |
| 1985 | | | | |
| 1. | 2nd | Craig Simpson | C | Michigan State |
| 2. | 23rd | LEE GIFFIN | RW | Oshawa |
| 3. | 44th | No Choice - Traded to Montreal in 1982 for Denis Herron | | |
| 3. | 58th | BRUCE RACINE | G | Northeastern U. |
| | | (Choice acquired from Hartford for Greg Malone in 1983). | | |
| 4. | 65th | No Choice - Traded to Boston in 1984 for Randy Hillier. | | |
| 5. | 86th | STEVE GOTAAS | C | Prince Albert |
| 6. | 107th | Kevin Clemens | LW | Regina |
| 6. | 114th | Stuart Marston | D | Longueuil |
| | | (Choice acquired from Los Angeles in 1983 for Marc Chorney). | | |
| 7. | 128th | Steve Titus | G | Cornwall |
| 8. | 149th | Paul Stanton | D | Catholic Memorial, Mass. H.S. |
| 9. | 170th | JIM PAEK | D | Oshawa |
| 10. | 191st | Steve Shaunessy | D | |
| 11. | 212th | Doug Greschuk | D | St. Albert |
| 12. | 233rd | Greg Choules | LW | Chicoutimi |
| 1986 | | | | |
| 1. | 4th | ZARLEY ZALAPSKI | D | Team Canada |
| 2. | 25th | DAVE CAPUANO | C | Mt. St. Charles H.S. |
| 3. | 46th | BRAD AITKEN | LW | Sault Ste. Marie |
| 4. | 67th | ROB BROWN | C | Kamloops Blazers |
| 5. | 88th | Sandy Smith | C | Brainerd, Minn. H.S. |
| 6. | 109th | JEFF DANIELS | LW | Oshawa Generals |
| 7. | 130th | DOUG HOBSON | D | Prince Albert Raiders |
| 8. | 151st | Steve Rohlik | LW | Hill Murray H.S. |
| 9 | 172nd | DAVE MCLLWAIN | C | North Bay Centennials |
| 10. | 193rd | Kelly Cain | C | London Knights |
| 11. | 214th | Stan Drulia | RW | Belleville Bulls |
| 12. | 235th | Rob Wilson | D | Sudbury Wolves |
| 1987 | | | | |
| 1. | 5th | Chris Joseph | D | Seattle Thunderbirds |
| 2. | 26th | RICHARD TABARACCI | G | Cornwall Royals |
| 3. | 47th | JAMIE LEACH | RW | Hamilton Steelhawks |
| 4. | 68th | Risto Kurkinen | LW | Jypt, Finland |
| 5. | 89th | JEFF WAVER | D | Hamilton Steelhawks |
| 6. | 110th | SHAWN MCEACHERN | C | Matigon, Mass. H.S. |
| 7. | 131st | JIM BODDEN | C | Chatham Jr. "B" |
| 8. | 152nd | JIRI KUCERA | RW | Dukla Jihlava |
| 9. | 173rd | JACK MACDOUGALL | RW | New Prep, Mass. |
| 10. | 194th | DARYN MCBRIDE | C | U. of Denver |
| 11. | 215th | MARK CARLSON | LW | Philadelphia Jrs. |
| 12. | 236th | AKE LILLJEBJORN | G | Brynas, Finland |
| 1988 | | | | |
| 1. | 4th | DARRIN SHANNON | LW | Windsor Spitfires |
| 2. | 25th | MARK MAJOR | LW | North Bay Centennials |
| 3. | | No Choice - Traded to Montreal for Perry Ganchar | | |
| 3. | 62nd | DANIEL GAUTHIER | LW | Victoriaville Tigers |
| | | (Choice acquired from Montreal in Perry Ganchar deal) | | |
| 4. | 67th | MARK RECCHI | C | Kamloops Blazers |
| 5. | 88th | GREG ANDRUSAK | D | U. of Minnesota |
| 6. | | No Choice - Traded to Los Angeles with Chris Kontos for Bryan Erickson | | |
| 7. | 130th | TROY MICK | LW | Portland Winter Hawks |
| 8. | 151st | JEFF BLAESER | LW | St. John's Prep |
| 9. | 172nd | ROB GAUDREAU | RW | Bishop Hendricken |
| 10. | 193rd | DON PANCOE | LW | Hamilton Steelhawks |
| 11. | 214th | CORY LAYLIN | LW | St. Cloud Appollo |
| 12. | 235 | DARREN STOLK | D | Lethbridge Hurricanes |

CODE: BOLD FACE - player still in Pittsburgh organization
 Limited number of selections listed from 1969 to 1979

1987-88 NHL STANDINGS PRINCE OF WALES CONFERENCE

| PATRICK DIVISION | | | | | | | | | |
|------------------|----|----|----|----|-----|-----|-----|------|--|
| TEAM | GP | W | L | T | GF | GA | PTS | PCTG | |
| (6) NY Islanders | 80 | 39 | 31 | 10 | 308 | 267 | 88 | .550 | |
| (7) Washington | 80 | 38 | 33 | 9 | 281 | 249 | 85 | .531 | |
| (8) Philadelphia | 80 | 38 | 33 | 9 | 292 | 292 | 85 | .531 | |
| (10) New Jersey | 80 | 38 | 36 | 6 | 295 | 296 | 82 | .513 | |
| (11) NY Rangers | 80 | 36 | 34 | 10 | 300 | 283 | 82 | .513 | |
| (12) PITTSBURGH | 80 | 36 | 35 | 9 | 319 | 316 | 81 | .506 | |

| ADAMS DIVISION | | | | | | | | | |
|----------------|----|----|----|----|-----|-----|-----|------|--|
| TEAM | GP | W | L | T | GF | GA | PTS | PCTG | |
| (2) Montreal | 80 | 45 | 22 | 13 | 298 | 238 | 103 | .644 | |
| (4) Boston | 80 | 44 | 30 | 6 | 300 | 251 | 94 | .588 | |
| (9) Buffalo | 80 | 37 | 32 | 11 | 283 | 305 | 85 | .531 | |
| (13) Hartford | 80 | 35 | 38 | 7 | 249 | 267 | 77 | .481 | |
| (16) Quebec | 80 | 32 | 43 | 5 | 271 | 306 | 69 | .431 | |

CLARENCE CAMPBELL CONFERENCE

| NORRIS DIVISION | | | | | | | | | |
|-----------------|----|----|----|----|-----|-----|-----|------|--|
| TEAM | GP | W | L | T | GF | GA | PTS | PCTG | |
| (5) Detroit | 80 | 41 | 28 | 11 | 322 | 269 | 93 | .581 | |
| (15) St. Louis | 80 | 34 | 38 | 8 | 278 | 294 | 76 | .475 | |
| (17) Chicago | 80 | 30 | 41 | 9 | 284 | 328 | 69 | .431 | |
| (20) Toronto | 80 | 21 | 49 | 10 | 273 | 345 | 52 | .325 | |
| (21) Minnesota | 80 | 19 | 48 | 13 | 242 | 349 | 51 | .319 | |

| SMITH DIVISION | | | | | | | | | |
|------------------|----|----|----|----|-----|-----|-----|------|--|
| TEAM | GP | W | L | T | GF | GA | PTS | PCTG | |
| (1) Calgary | 80 | 48 | 23 | 9 | 397 | 305 | 105 | .656 | |
| (3) Edmonton | 80 | 44 | 25 | 11 | 363 | 288 | 99 | .619 | |
| (14) Winnipeg | 80 | 33 | 36 | 11 | 292 | 310 | 77 | .481 | |
| (18) Los Angeles | 80 | 30 | 42 | 8 | 318 | 359 | 68 | .425 | |
| (19) Vancouver | 80 | 25 | 46 | 9 | 272 | 320 | 59 | .369 | |

TEAMS' HOME & ROAD RECORD

| | HOME | | | | | ROAD | | | | | | |
|-------------------|------------|------------|-----------|-------------|-------------|------------|------------|------------|-----------|-------------|-------------|------------|
| | W | L | T | GF | GA | PTS | W | L | T | GF | GA | PTS |
| Boston | 24 | 13 | 3 | 169 | 123 | 51 | 20 | 17 | 3 | 131 | 128 | 43 |
| Buffalo | 19 | 14 | 7 | 144 | 138 | 45 | 18 | 18 | 4 | 139 | 167 | 40 |
| Calgary | 26 | 11 | 3 | 217 | 144 | 55 | 22 | 12 | 6 | 180 | 161 | 50 |
| Chicago | 21 | 17 | 2 | 164 | 158 | 44 | 9 | 24 | 7 | 120 | 170 | 25 |
| Detroit | 24 | 10 | 6 | 179 | 120 | 54 | 17 | 18 | 5 | 143 | 149 | 39 |
| Edmonton | 28 | 8 | 4 | 197 | 126 | 60 | 16 | 17 | 7 | 166 | 162 | 39 |
| Hartford | 21 | 14 | 5 | 134 | 124 | 47 | 14 | 24 | 2 | 115 | 143 | 30 |
| Los Angeles | 19 | 18 | 3 | 178 | 179 | 41 | 11 | 24 | 5 | 140 | 180 | 27 |
| Minnesota | 10 | 24 | 6 | 125 | 161 | 26 | 9 | 24 | 7 | 117 | 188 | 25 |
| Montreal | 26 | 8 | 6 | 160 | 115 | 58 | 19 | 14 | 7 | 138 | 123 | 45 |
| New Jersey | 23 | 16 | 1 | 151 | 132 | 47 | 15 | 20 | 5 | 144 | 164 | 35 |
| NY Islanders | 24 | 10 | 6 | 161 | 121 | 54 | 15 | 21 | 4 | 147 | 146 | 34 |
| NY Rangers | 22 | 13 | 5 | 160 | 125 | 49 | 14 | 21 | 5 | 140 | 158 | 33 |
| Philadelphia | 20 | 14 | 6 | 142 | 128 | 46 | 18 | 19 | 3 | 150 | 164 | 39 |
| PITTSBURGH | 22 | 12 | 6 | 171 | 140 | 50 | 14 | 23 | 3 | 148 | 176 | 31 |
| Quebec | 15 | 23 | 2 | 135 | 153 | 32 | 17 | 20 | 3 | 136 | 153 | 37 |
| St. Louis | 18 | 17 | 5 | 148 | 136 | 41 | 16 | 21 | 3 | 130 | 158 | 35 |
| Toronto | 14 | 20 | 6 | 158 | 186 | 34 | 7 | 29 | 4 | 115 | 159 | 18 |
| Vancouver | 15 | 20 | 5 | 141 | 145 | 35 | 10 | 26 | 4 | 131 | 175 | 24 |
| Washington | 22 | 14 | 4 | 148 | 116 | 48 | 16 | 19 | 5 | 133 | 133 | 37 |
| Winnipeg | 20 | 14 | 6 | 146 | 139 | 46 | 13 | 22 | 5 | 146 | 171 | 31 |
| TOTALS | 433 | 310 | 97 | 3328 | 2909 | 963 | 310 | 433 | 97 | 2909 | 3328 | 717 |

1987-88 NHL SCORING LEADERS

| PLAYER-TEAM | GP | G | A | PTS | +/- | PIM | PP | SH | GW | GT | S | PCTG |
|----------------------------------|----|----|-----|-----|-----|-----|----|----|----|----|-----|------|
| MARIO LEMIEUX, PITTSBURGH | 77 | 70 | 98 | 168 | 23 | 92 | 22 | 10 | 7 | 3 | 382 | 18.3 |
| Wayne Gretzky, Edmonton | 64 | 40 | 109 | 149 | 39 | 24 | 9 | 5 | 3 | 0 | 211 | 19.0 |
| Denis Savard, Chicago | 80 | 44 | 87 | 131 | 4 | 95 | 14 | 7 | 6 | 1 | 270 | 16.3 |
| Dale Hawerchuk, Winnipeg | 80 | 44 | 77 | 121 | -9 | 59 | 20 | 3 | 4 | 1 | 292 | 15.1 |
| Luc Robitaille, Los Angeles | 80 | 53 | 58 | 111 | -9 | 82 | 17 | 0 | 6 | 1 | 220 | 24.1 |
| Peter Stastny, Quebec | 76 | 46 | 65 | 111 | 2 | 69 | 20 | 0 | 2 | 1 | 199 | 23.1 |
| Mark Messier, Edmonton | 77 | 37 | 74 | 111 | 21 | 103 | 12 | 3 | 7 | 2 | 182 | 20.3 |
| Jimmy Carson, Los Angeles | 80 | 55 | 52 | 107 | -19 | 45 | 22 | 0 | 7 | 2 | 264 | 20.8 |
| Hakan Loob, Calgary | 80 | 50 | 56 | 106 | 41 | 47 | 9 | 8 | 4 | 1 | 198 | 25.3 |
| Michel Goulet, Quebec | 80 | 48 | 58 | 106 | -31 | 56 | 29 | 1 | 4 | 1 | 284 | 16.9 |
| Mike Bullard, Calgary | 79 | 48 | 55 | 103 | 25 | 68 | 21 | 0 | 3 | 2 | 230 | 20.9 |
| Steve Yzerman, Detroit | 64 | 50 | 52 | 102 | 30 | 44 | 10 | 6 | 6 | 0 | 242 | 20.7 |
| Jari Kurri, Edmonton | 80 | 43 | 53 | 96 | 25 | 30 | 10 | 3 | 5 | 1 | 207 | 20.8 |
| Kirk Muller, New Jersey | 80 | 37 | 57 | 94 | 19 | 114 | 17 | 2 | 1 | 1 | 215 | 17.2 |
| Bobby Smith, Montreal | 78 | 27 | 66 | 93 | 14 | 78 | 8 | 0 | 4 | 0 | 198 | 13.6 |
| Joe Nieuwendyk, Calgary | 75 | 51 | 41 | 92 | 20 | 23 | 31 | 3 | 8 | 0 | 212 | 24.1 |
| Pat LaFontaine, NY Islanders | 75 | 47 | 45 | 92 | 12 | 52 | 15 | 0 | 7 | 2 | 242 | 19.4 |
| Gary Suter, Calgary | 75 | 21 | 70 | 91 | 39 | 124 | 6 | 1 | 3 | 0 | 204 | 10.3 |
| Craig Simpson, Pgh-Edm | 80 | 56 | 34 | 90 | 20 | 77 | 22 | 0 | 8 | 0 | 177 | 31.6 |

DEFENSEMEN SCORING LEADERS

| PLAYER-TEAM | GP | G | A | PTS | +/- | PIM | PP | SH | GW | GT | S | PCTG |
|--------------------------------|----|----|----|-----|-----|-----|----|----|----|----|-----|------|
| Gary Suter, Calgary | 75 | 21 | 70 | 91 | 39 | 124 | 6 | 1 | 3 | 0 | 204 | 10.3 |
| Al MacInnis, Calgary | 80 | 25 | 58 | 83 | 13 | 114 | 7 | 2 | 2 | 0 | 245 | 10.2 |
| Ray Bourque, Boston | 78 | 17 | 64 | 81 | 34 | 72 | 7 | 1 | 5 | 0 | 344 | 4.9 |
| Scott Stevens, Washington | 80 | 12 | 60 | 72 | 14 | 184 | 5 | 1 | 2 | 0 | 231 | 5.2 |
| PAUL COFFEY, PITTSBURGH | 46 | 15 | 52 | 67 | -1 | 93 | 6 | 2 | 2 | 0 | 193 | 7.8 |

INDIVIDUAL LEADERS

| GOALS | | ASSISTS | |
|----------------------------------|-----|----------------------------------|------|
| MARIO LEMIEUX, Pittsburgh | 70 | Wayne Gretzky, Edmonton | 109 |
| Craig Simpson, Pgh-Edm | 56 | MARIO LEMIEUX, PITTSBURGH | 98 |
| Jimmy Carson, Los Angeles | 55 | Denis Savard, Chicago | 87 |
| Luc Robitaille, Los Angeles | 53 | Dale Hawerchuk, Winnipeg | 77 |
| Joe Nieuwendyk, Calgary | 51 | Mark Messier, Edmonton | 74 |
| POWER PLAY GOALS | | SHORTHANDED GOALS | |
| Joe Nieuwendyk, Calgary | 31 | MARIO LEMIEUX, PITTSBURGH | 10 |
| Michel Goulet, Quebec | 29 | Hakan Loob, Calgary | 8 |
| Marcel Dionne, NY Rangers | 22 | Bernie Nicholls, Los Angeles | 7 |
| MARIO LEMIEUX, PITTSBURGH | 22 | Steve Larmer, Chicago | 7 |
| Paul MacLean, Winnipeg | 22 | Denis Savard, Chicago | 7 |
| Jimmy Carson, Los Angeles | 22 | Steve Yzerman, Detroit | 6 |
| Craig Simpson, Pgh-Edm | 22 | | |
| GAME WINNING GOALS | | GAME TYING GOALS | |
| Stephane Richer, Montreal | 11 | Ilkka Sinisalo, Philadelphia | 3 |
| Carey Wilson, Hartford | 9 | Chris Chelios, Montreal | 3 |
| Pat Verbeek, New Jersey | 8 | Moe Mantha, Pgh-Edm-Minn | 3 |
| Joe Nieuwendyk, Calgary | 8 | MARIO LEMIEUX, PITTSBURGH | 3 |
| Craig Simpson, Pgh-Edm | 8 | | |
| SHOTS | | SHOOTING PERCENTAGE | |
| MARIO LEMIEUX, PITTSBURGH | 382 | Craig Simpson, Pgh-Edm | 31.6 |
| Ray Bourque, Boston | 344 | ROB BROWN, PITTSBURGH | 30.0 |
| Mike Gartner, Washington | 316 | Pat Verbeek, New Jersey | 25.7 |
| Dale Hawerchuk, Winnipeg | 292 | Mikko Makela, NY Islanders | 25.4 |
| Michel Goulet, Quebec | 284 | Hakan Loob, Calgary | 25.3 |

| PLAYER-TEAM | GP | G | A | PTS | +/- | PIM | PP | SH | GW | GT | S | PCTG |
|------------------------------|-----------|-----------|-----------|-----------|----------|-----------|-----------|----------|----------|----------|-----------|-------------|
| Joe Nieuwendyk, Calgary | 75 | 51 | 41 | 92 | 20 | 23 | 31 | 3 | 8 | 0 | 212 | 24.1 |
| Ray Sheppard, Buffalo | 74 | 38 | 27 | 65 | -6 | 14 | 15 | 0 | 5 | 2 | 173 | 22.0 |
| Brett Hull, Cgy-STL | 65 | 32 | 32 | 64 | 14 | 16 | 6 | 0 | 3 | 0 | 211 | 15.2 |
| Ulf Dahlen, NY Rangers | 70 | 29 | 23 | 52 | 5 | 26 | 11 | 0 | 4 | 0 | 159 | 18.2 |
| Tony Hrkac, St. Louis | 67 | 11 | 37 | 48 | 5 | 22 | 2 | 1 | 3 | 0 | 86 | 12.8 |
| Bob Sweeney, Boston | 80 | 22 | 23 | 45 | 11 | 73 | 6 | 0 | 7 | 0 | 118 | 18.6 |
| ROB BROWN, PITTSBURGH | 51 | 24 | 20 | 44 | 8 | 56 | 13 | 0 | 1 | 0 | 80 | 30.0 |
| Iain Duncan, Winnipeg | 62 | 19 | 23 | 42 | -2 | 73 | 4 | 0 | 4 | 0 | 104 | 18.3 |
| Pierre Turgeon, Buffalo | 76 | 14 | 28 | 42 | -8 | 34 | 8 | 0 | 3 | 0 | 101 | 13.9 |
| Calle Johansson, Buffalo | 71 | 4 | 38 | 42 | 12 | 37 | 2 | 0 | 0 | 0 | 93 | 4.3 |

| GOALS | ASSISTS |
|------------------------------|-----------|
| Joe Nieuwendyk, Calgary | 51 |
| Ray Sheppard, Buffalo | 38 |
| Brett Hull, Cgy-STL | 32 |
| Ulf Dahlen, NY Rangers | 29 |
| ROB BROWN, PITTSBURGH | 24 |

| POWER PLAY GOALS | SHORT HANDED GOALS |
|------------------------------|--------------------|
| Joe Nieuwendyk, Calgary | 31 |
| Ray Sheppard, Buffalo | 15 |
| ROB BROWN, PITTSBURGH | 13 |
| Ulf Dahlen, NY Rangers | 11 |

| PLAYER-TEAM | GP | MINS | AVG | W | L | T | SO | GA | SA | SPCTG |
|--------------------------|-----------|-------------|-------------|-----------|-----------|-----------|----------|------------|-------------|-------------|
| Brian Hayward | 39 | 2247 | 2.86 | 22 | 10 | 4 | 2 | 107 | 1032 | .896 |
| Patrick Roy | 45 | 2586 | 2.90 | 23 | 12 | 9 | 3 | 125 | 1248 | .900 |
| Vincent Riendeau | 1 | 36 | 8.33 | 0 | 0 | 0 | 0 | 5 | 22 | .773 |
| MONTREAL TOTALS | 80 | 4869 | 2.93 | 45 | 22 | 13 | 5 | 238 | 2302 | .897 |
| Pete Peeters | 35 | 1896 | 2.78 | 14 | 12 | 5 | 2 | 88 | 866 | .898 |
| Alain Raymond | 1 | 40 | 3.00 | 0 | 1 | 0 | 0 | 2 | 20 | .900 |
| Clint Malarchuk | 54 | 2926 | 3.16 | 24 | 20 | 4 | 4 | 154 | 1340 | .885 |
| WASHINGTON TOTALS | 80 | 4862 | 3.07 | 38 | 33 | 9 | 6 | 249 | 2226 | .888 |
| Andy Moog | 6 | 360 | 2.83 | 4 | 2 | 0 | 1 | 17 | 181 | .906 |
| Rejean Lemelin | 49 | 2828 | 2.93 | 24 | 17 | 6 | 3 | 138 | 1244 | .889 |
| Doug Keans | 30 | 1660 | 3.25 | 16 | 11 | 0 | 1 | 90 | 751 | .880 |
| BOSTON TOTALS | 80 | 4848 | 3.11 | 44 | 30 | 6 | 5 | 251 | 2176 | .884 |

| PLAYER-TEAM | GP | MINS | AVG | W | L | T | SO | GA | SA | SPCTG |
|--------------------------|----|------|------|----|----|---|----|-----|------|-------|
| Pete Peeters, Washington | 35 | 1896 | 2.78 | 14 | 12 | 5 | 2 | 88 | 866 | .898 |
| Brian Hayward, Montreal | 39 | 2247 | 2.86 | 22 | 10 | 4 | 2 | 107 | 1032 | .896 |
| Patrick Roy, Montreal | 45 | 2586 | 2.90 | 23 | 12 | 9 | 3 | 125 | 1248 | .900 |
| Rejean Lemelin, Boston | 49 | 2828 | 2.93 | 24 | 17 | 6 | 3 | 138 | 1244 | .889 |
| Greg Stefan, Detroit | 33 | 1854 | 3.11 | 17 | 9 | 5 | 1 | 96 | 923 | .896 |

| WINS | SHUTOUTS |
|-----------------------------|----------|
| Grant Fuhr, Edmonton | 40 |
| Mike Vernon, Calgary | 39 |
| Ron Hextall, Philadelphia | 30 |
| John Vanbiesbrouck, NYR | 27 |
| Tom Barrasso, Buffalo | 25 |
| Mike Liut, Hartford | 25 |
| Glen Hanlon, Detroit | 4 |
| Clint Malarchuk, Washington | 4 |
| Grant Fuhr, Edmonton | 4 |
| Patrick Roy, Montreal | 3 |
| Kelly Hrudey, NY Islanders | 3 |
| Rejean Lemelin, Boston | 3 |

| NAME | GP | G | A | PTS | +/- | PIM | PP | SH | GW | GT | S | PCTG |
|---------------------|-----------|------------|------------|------------|------------|-------------|------------|-----------|-----------|----------|-------------|-------------|
| Mario Lemieux | 77 | 70 | 98 | 168 | 23 | 92 | 22 | 10 | 7 | 3 | 382 | 18.3 |
| Dan Quinn | 70 | 40 | 39 | 79 | -8 | 50 | 21 | 1 | 4 | 0 | 235 | 17.0 |
| Randy Cunneynworth | 71 | 35 | 39 | 74 | 13 | 141 | 14 | 0 | 6 | 0 | 229 | 15.3 |
| Paul Coffey | 46 | 15 | 52 | 67 | -1 | 93 | 6 | 2 | 2 | 0 | 193 | 7.8 |
| Doug Bodger | 69 | 14 | 31 | 45 | -3 | 103 | 13 | 0 | 1 | 0 | 184 | 7.6 |
| Rob Brown | 51 | 24 | 20 | 44 | 8 | 56 | 13 | 0 | 1 | 0 | 80 | 30.0 |
| Dave Hunter -Edm | 21 | 3 | 3 | 6 | 1 | 6 | 0 | 0 | 0 | 0 | 18 | 16.7 |
| -Pgh | 59 | 11 | 18 | 29 | 8 | 77 | 0 | 2 | 1 | 0 | 115 | 9.6 |
| TOTAL | 80 | 14 | 21 | 35 | 9 | 83 | 0 | 2 | 1 | 0 | 133 | 10.5 |
| Charlie Simmer | 50 | 11 | 17 | 28 | 6 | 24 | 5 | 0 | 3 | 0 | 58 | 19.0 |
| Jock Callander | 41 | 11 | 16 | 27 | -13 | 45 | 4 | 0 | 1 | 0 | 59 | 18.6 |
| Craig Simpson* | 21 | 13 | 13 | 26 | 5 | 34 | 4 | 0 | 3 | 0 | 59 | 22.0 |
| Bryan Erickson -LAK | 42 | 6 | 15 | 21 | -14 | 20 | 2 | 0 | 0 | 0 | 68 | 8.8 |
| -Pgh | 11 | 1 | 4 | 5 | 2 | 0 | 0 | 0 | 0 | 0 | 13 | 7.7 |
| TOTAL | 53 | 7 | 19 | 26 | -12 | 20 | 2 | 0 | 0 | 0 | 81 | 8.6 |
| Ville Siren | 58 | 1 | 20 | 21 | 14 | 62 | 0 | 0 | 0 | 0 | 53 | 1.9 |
| Dave McLlwain | 66 | 11 | 8 | 19 | -1 | 40 | 1 | 0 | 0 | 0 | 65 | 16.9 |
| Troy Loney | 65 | 5 | 13 | 18 | -3 | 151 | 1 | 0 | 0 | 0 | 87 | 5.7 |
| Phil Bourque | 21 | 4 | 12 | 16 | 3 | 20 | 2 | 0 | 1 | 0 | 56 | 7.1 |
| Dan Frawley | 47 | 6 | 8 | 14 | 0 | 152 | 1 | 2 | 1 | 0 | 66 | 9.1 |
| Randy Hillier | 55 | 1 | 12 | 13 | -6 | 144 | 0 | 0 | 0 | 1 | 44 | 2.3 |
| Jim Johnson | 55 | 1 | 12 | 13 | -5 | 87 | 0 | 0 | 0 | 0 | 44 | 2.3 |
| Rod Buskas | 76 | 4 | 8 | 12 | 6 | 206 | 0 | 0 | 1 | 0 | 53 | 7.5 |
| Steve Gotaas | 36 | 5 | 6 | 11 | -11 | 45 | 0 | 0 | 1 | 0 | 27 | 18.5 |
| Zarley Zalapski | 15 | 3 | 8 | 11 | 10 | 7 | 0 | 0 | 0 | 0 | 31 | 9.7 |
| Moe Mantha* | 21 | 2 | 8 | 10 | 6 | 23 | 1 | 0 | 1 | 0 | 66 | 3.0 |
| Bob Errey | 17 | 3 | 6 | 9 | 6 | 18 | 0 | 0 | 0 | 0 | 18 | 16.7 |
| Chris Dahlquist | 44 | 3 | 6 | 9 | 3 | 69 | 0 | 0 | 0 | 1 | 35 | 8.6 |
| Mark Kachowski | 38 | 5 | 3 | 8 | 1 | 126 | 0 | 0 | 1 | 0 | 21 | 23.8 |
| Perry Ganchar -Mont | 1 | 1 | 0 | 1 | -1 | 0 | 0 | 0 | 0 | 0 | 1 | 100.0 |
| -Pgh | 30 | 2 | 5 | 7 | 0 | 36 | 0 | 0 | 0 | 0 | 34 | 5.9 |
| TOTAL | 31 | 3 | 5 | 8 | -1 | 36 | 0 | 0 | 0 | 0 | 35 | 8.6 |
| Wilf Paiement | 23 | 2 | 6 | 8 | -4 | 39 | 0 | 0 | 0 | 1 | 25 | 8.0 |
| Chris Kontos* | 36 | 1 | 7 | 8 | -3 | 12 | 0 | 0 | 0 | 0 | 17 | 5.9 |
| Kevin Stevens | 16 | 5 | 2 | 7 | -6 | 8 | 2 | 0 | 0 | 0 | 22 | 22.7 |
| Dave Hannan* | 21 | 4 | 3 | 7 | -2 | 23 | 0 | 1 | 1 | 0 | 34 | 11.8 |
| Dwight Mathiasen | 23 | 0 | 6 | 6 | -7 | 14 | 0 | 0 | 0 | 0 | 29 | .0 |
| Wayne Van Dorp | 25 | 1 | 3 | 4 | 2 | 75 | 0 | 0 | 0 | 0 | 15 | 6.7 |
| Chris Joseph* | 17 | 0 | 4 | 4 | 2 | 12 | 0 | 0 | 0 | 0 | 13 | .0 |
| Norm Schmidt | 5 | 1 | 2 | 3 | 1 | 0 | 0 | 0 | 0 | 0 | 13 | 7.7 |
| Todd Charlesworth | 6 | 2 | 0 | 2 | 0 | 2 | 0 | 0 | 0 | 0 | 4 | 50.0 |
| Brad Aitken | 5 | 1 | 1 | 2 | 1 | 0 | 0 | 0 | 0 | 0 | 4 | 25.0 |
| Lee Giffin | 19 | 0 | 2 | 2 | -2 | 9 | 0 | 0 | 0 | 0 | 8 | .0 |
| Frank Pietrangelo | 21 | 0 | 2 | 2 | - | 2 | 0 | 0 | 0 | 0 | 0 | .0 |
| Scott Gruhl | 6 | 1 | 0 | 1 | 0 | 0 | 0 | 0 | 0 | 0 | 7 | 14.3 |
| Pat Mayer | 1 | 0 | 0 | 0 | 0 | 4 | 0 | 0 | 0 | 0 | 0 | .0 |
| Dave Goertz | 2 | 0 | 0 | 0 | -1 | 2 | 0 | 0 | 0 | 0 | 2 | .0 |
| Warren Young | 7 | 0 | 0 | 0 | -4 | 15 | 0 | 0 | 0 | 0 | 3 | .0 |
| Jimmy Mann | 9 | 0 | 0 | 0 | 0 | 53 | 0 | 0 | 0 | 0 | 1 | .0 |
| Steve Guenette | 19 | 0 | 0 | 0 | - | 2 | 0 | 0 | 0 | 0 | 0 | .0 |
| Pat Riggan | 22 | 0 | 0 | 0 | 0 | 12 | 0 | 0 | 0 | 0 | 0 | .0 |
| Gilles Meloche | 27 | 0 | 0 | 0 | - | 0 | 0 | 0 | 0 | 0 | 0 | .0 |
| TOTALS | 80 | 319 | 520 | 839 | 13 | 2211 | 110 | 18 | 36 | 6 | 2504 | 12.7 |

* Traded from Pittsburgh during the 1987-88 season.

1987-88 INDIVIDUAL SCORING BREAKDOWN

| NAME | WG | TG | FG | PPG | PPA | PPP | SHG | H | R | 1H | 2H | TOT |
|--------------------|-----------|----------|-----------|------------|------------|------------|-----------|------------|------------|------------|------------|------------|
| Brad Aitken | 0 | 0 | 0 | 0 | 0 | 0 | 0 | 1 | 0 | 1 | 0 | 1 |
| Doug Bodger | 1 | 0 | 1 | 13 | 20 | 33 | 0 | 7 | 7 | 6 | 8 | 14 |
| Phil Bourque | 1 | 0 | 1 | 2 | 8 | 10 | 0 | 2 | 2 | 0 | 4 | 4 |
| Rob Brown | 1 | 0 | 5 | 13 | 2 | 15 | 0 | 16 | 8 | 6 | 18 | 24 |
| Rod Buskas | 1 | 0 | 0 | 0 | 1 | 1 | 0 | 2 | 2 | 2 | 2 | 4 |
| Jock Callander | 1 | 0 | 1 | 4 | 7 | 11 | 0 | 7 | 4 | 9 | 2 | 11 |
| Todd Charlesworth | 0 | 0 | 0 | 0 | 0 | 0 | 0 | 0 | 2 | 0 | 2 | 2 |
| Paul Coffey | 2 | 0 | 2 | 6 | 36 | 42 | 2 | 7 | 8 | 1 | 14 | 15 |
| Randy Cunneynworth | 6 | 0 | 7* | 14 | 15 | 29 | 0 | 20 | 15 | 23 | 12 | 35 |
| Chris Dahlquist | 0 | 1 | 1 | 0 | 1 | 1 | 0 | 3 | 0 | 3 | 0 | 3 |
| Bryan Erickson | 0 | 0 | 0 | 0 | 0 | 0 | 0 | 0 | 1 | 0 | 1 | 1 |
| Bob Errey | 0 | 0 | 0 | 0 | 0 | 0 | 0 | 2 | 1 | 0 | 3 | 3 |
| Dan Frawley | 1 | 0 | 0 | 1 | 0 | 1 | 2 | 4 | 2 | 1 | 5 | 6 |
| Perry Ganchar | 0 | 0 | 0 | 0 | 0 | 0 | 0 | 1 | 1 | 1 | 1 | 2 |
| Steve Gotaas | 1 | 0 | 1 | 0 | 0 | 0 | 0 | 3 | 2 | 0 | 5 | 5 |
| Scott Gruhl | 0 | 0 | 0 | 0 | 0 | 0 | 0 | 1 | 0 | 1 | 0 | 1 |
| Dave Hannan | 1 | 0 | 0 | 0 | 0 | 0 | 1 | 2 | 2 | 4 | 0 | 4 |
| Randy Hillier | 0 | 1 | 0 | 0 | 1 | 1 | 0 | 0 | 1 | 1 | 0 | 1 |
| Dave Hunter | 1 | 0 | 0 | 0 | 2 | 2 | 2 | 5 | 6 | 6 | 5 | 11 |
| Jim Johnson | 0 | 0 | 0 | 0 | 2 | 2 | 0 | 1 | 0 | 1 | 0 | 1 |
| Mark Kachowski | 1 | 0 | 2 | 0 | 0 | 0 | 0 | 2 | 3 | 3 | 2 | 5 |
| Chris Kontos | 0 | 0 | 1 | 0 | 0 | 0 | 0 | 1 | 0 | 1 | 0 | 1 |
| Dave McLlwain | 0 | 0 | 1 | 1 | 0 | 1 | 0 | 5 | 6 | 8 | 3 | 11 |
| Mario Lemieux | 7* | 3* | 7* | 22* | 58* | 80* | 10* | 42* | 28* | 35* | 35* | 70* |
| Troy Loney | 0 | 0 | 0 | 1 | 0 | 1 | 0 | 3 | 2 | 2 | 3 | 5 |
| Moe Mantha | 1 | 0 | 0 | 1 | 5 | 6 | 0 | 1 | 1 | 2 | 0 | 2 |
| Wilf Paiement | 0 | 1 | 0 | 0 | 0 | 0 | 0 | 0 | 2 | 2 | 0 | 2 |
| Dan Quinn | 4 | 0 | 1 | 21 | 18 | 39 | 1 | 20 | 20 | 14 | 26 | 40 |
| Norm Schmidt | 0 | 0 | 0 | 0 | 2 | 2 | 0 | 0 | 1 | 1 | 0 | 1 |
| Charlie Simmer | 3 | 0 | 1 | 5 | 7 | 12 | 0 | 4 | 7 | 3 | 8 | 11 |
| Craig Simpson | 3 | 0 | 0 | 4 | 3 | 7 | 0 | 5 | 8 | 13 | 0 | 13 |
| Ville Siren | 0 | 0 | 0 | 0 | 9 | 9 | 0 | 0 | 1 | 0 | 1 | 1 |
| Kevin Stevens | 0 | 0 | 0 | 2 | 1 | 3 | 0 | 3 | 2 | 0 | 5 | 5 |
| Wayne Van Dorp | 0 | 0 | 0 | 0 | 0 | 0 | 0 | 1 | 0 | 1 | 0 | 1 |
| Zarley Zalapski | 0 | 0 | 1 | 0 | 4 | 4 | 0 | 1 | 2 | 0 | 3 | 3 |
| TOTAL | 36 | 6 | 33 | 110 | 208 | 218 | 18 | 171 | 148 | 152 | 167 | 319 |

KEY: WG - Game Winning Goals TG - Game Tying Goals FG - First Goals
 PPG - Power Play Goals PPA - Power Play Assists PPP - Power Play Points
 SHG - Shorthanded Goals H - Home Goals R - Road Goals
 1H - 1st Half Goals 2H - 2nd Half Goals

1987-88 GOALTENDING

| NAME (HOME) | GP | MP | GF | GA | ENG | SO | AVG | W-L-T | SAVES | EFF |
|-------------------|-----------|-------------|------------|------------|----------|----------|-------------|----------------|-------------|-------------|
| Steve Guenette | 9 | 508 | 52 | 20 | 0 | 1 | 2.36 | 8-1-0 | 234 | .921 |
| Frank Pietrangolo | 10 | 547 | 29 | 32 | 0 | 1 | 3.51 | 4-5-0 | 220 | .873 |
| Gilles Meloche | 16 | 877 | 58 | 54 | 0 | 0 | 3.69 | 6-3-5 | 387 | .878 |
| Pat Riggan | 9 | 507 | 32 | 33 | 0 | 0 | 3.91 | 4-3-1 | 219 | .869 |
| HOME TOTAL | 40 | 2439 | 171 | 139 | 0 | 2 | 3.42 | 22-12-6 | 1060 | .883 |
| NAME (AWAY) | GP | MP | GF | GA | ENG | SO | AVG | W-L-T | SAVES | EFF |
| Pat Riggan | 13 | 662 | 38 | 43 | 1 | 0 | 3.90 | 3-5-3 | 284 | .869 |
| Steve Guenette | 10 | 584 | 35 | 41 | 0 | 0 | 4.21 | 4-6-0 | 287 | .875 |
| Frank Pietrangolo | 11 | 660 | 44 | 48 | 1 | 0 | 4.36 | 5-6-0 | 299 | .862 |
| Gilles Meloche | 11 | 517 | 31 | 41 | 2 | 0 | 4.76 | 2-6-0 | 238 | .853 |
| AWAY TOTAL | 40 | 2423 | 148 | 177 | 4 | 0 | 4.38 | 14-23-6 | 1108 | .862 |
| NAME (TOTAL) | GP | MP | GF | GA | ENG | SO | AVG | W-L-T | SAVES | EFF |
| Steve Guenette | 19 | 1092 | 87 | 61 | 0 | 1 | 3.35 | 12-7-0 | 521 | .895 |
| Pat Riggan | 22 | 1169 | 70 | 76 | 1 | 0 | 3.90 | 7-8-4 | 503 | .869 |
| Frank Pietrangolo | 21 | 1207 | 73 | 80 | 1 | 1 | 3.98 | 9-11-0 | 519 | .866 |
| Gilles Meloche | 27 | 1394 | 89 | 95 | 2 | 0 | 4.09 | 8-9-5 | 625 | .868 |
| TOTAL | 80 | 4862 | 319 | 316 | 4 | 2 | 3.90 | 36-35-9 | 2168 | .872 |

POWER PLAY GOALS 1987-88

FOR THE CHANCES MADE

vs BOSTON (1-15) Cunneynworth
 vs BUFFALO (4-21) Lemieux 2 & Bodger 2
 vs CALGARY (1-14) Cunneynworth

vs CHICAGO (8-20) Quinn 6, Simmer & Cunneynworth
 vs DETROIT (4-21) Lemieux 3 & Quinn
 vs EDMONTON (4-22) Simpson, Quinn, Brown & Bodger
 vs HARTFORD (3-16) Simmer 2 & Coffey

vs LOS ANGELES (5-16) Quinn 2, Lemieux, Simpson & Coffey
 vs MINNESOTA (4-17) Bodger 2, Brown & Lemieux
 vs MONTREAL (0-10) None
 vs NEW JERSEY (8-55) Brown 2, Quinn 2, Lemieux, Cunneynworth, Simmer & Frawley
 vs NY ISLANDERS (11-44) Cunneynworth 2, Bourque 2, Lemieux, Callander, Coffey, Loney, Quinn, Brown & Bodger
 vs NY RANGERS (16-44) Lemieux 5, Quinn 3, Cunneynworth 3, Simpson, Mantha, Bodger, Callander & Simmer
 vs PHILADELPHIA (9-48) Cunneynworth 3, Bodger 2, Callander, Stevens, Lemieux & Coffey
 vs QUEBEC (9-27) Lemieux 2, Quinn 2, Simpson, Callander, McLlwain, Brown & Stevens
 vs ST. LOUIS (4-20) Coffey, Bodger, Cunneynworth & Brown
 vs TORONTO (1-17) Bodger
 vs VANCOUVER (1-14) Quinn

vs WASHINGTON (12-43) Lemieux 4, Brown 4, Bodger 2, Cunneynworth & Coffey
 vs WINNIPEG (5-16) Brown 2, Quinn 2 & Lemieux

BOSTON (1-15) Courtnall
 BUFFALO (4-18) Ruuttu, Andreychuk, Ramsey & Foligno
 CALGARY (3-13) Bullard, Suter & Wilson
 CHICAGO (4-22) Vaive 2, Thomas & Ludzik
 DETROIT (4-18) Yzerman 2, Ashton & Probert
 EDMONTON (6-19) Simpson 2, Lowe, Krushelnyski, Tikkanen & Smith
 HARTFORD (5-15) Anderson 2, Turgeon 2 & D. Babych
 LOS ANGELES (4-17) Carson, Taylor, Allison & Laughlin
 MINNESOTA (4-23) Habscheid 2, Schreiber & Archibald
 MONTREAL (2-11) Richer & Trader
 NEW JERSEY (17-48) MacLean 5, Muller 2, Verbeek 2, Broten 2, Brown 2, Korn, Sundstrom, Shanahan & Sulliman
 NY ISLANDERS (13-40) Lafontaine 3, Trottier 3, Potvin 2, Leiter, Makela, Flatley, Sutter & Diduck
 NY RANGERS (16-56) Poddubny 3, Mullen 3, Sandstrom 2, Kisio 2, Patrick 2, Dahlen 2, Maloney & Shaw
 PHILADELPHIA (9-51) Howe 4, Crossman, Tocchet, Daigneault, Root & Zezel

QUEBEC (4-18) P. Stastny 2, Brown & Goulet

ST. LOUIS (7-20) Gilmour 3, Federko 2, Sutter & Hunter
 TORONTO (1-14) Fergus
 VANCOUVER (5-18) Tanti 2, Lidster, LeBlanc & Skriko
 WASHINGTON (10-56) Gartner 5, Hunter 3, Murphy & Ridley
 WINNIPEG (1-16) MacLean

PENGUIN SCORERS

| | | | |
|--------------|----|-----------|---|
| Lemieux | 22 | Callander | 4 |
| Quinn | 21 | Simpson | 4 |
| Cunneynworth | 14 | Stevens | 2 |
| Bodger | 13 | Bourque | 2 |
| Brown | 13 | Frawley | 1 |
| Coffey | 6 | McLlwain | 1 |
| Simmer | 5 | Loney | 1 |
| | | Mantha | 1 |

PENGUINS IN THE BOX

| | | | |
|--------------|----|-----------|---|
| Buskas | 15 | Brown | 2 |
| Bodger | 9 | Ganchar | 2 |
| Dahlquist | 9 | Hunter | 2 |
| Siren | 9 | Mathiasen | 2 |
| Cunneynworth | 6 | Bench | 1 |
| Frawley | 6 | Bourque | 1 |
| Hillier | 6 | Callander | 1 |
| Lemieux | 6 | Errey | 1 |
| Simpson | 6 | Giffin | 1 |
| Coffey | 5 | Goertz | 1 |
| Gotaas | 4 | Kontos | 1 |
| Paiement | 4 | Loney | 1 |
| Quinn | 4 | Mann | 1 |
| Van Dorp | 4 | Riggan | 1 |
| Johnson | 3 | Simmer | 1 |
| McLlwain | 3 | Stevens | 1 |

SHORTHANDED GOALS 1987-88

Pittsburgh scored 18 shorthanded goals: Mario Lemieux 10 (Los Angeles, Montreal, New Jersey, NY Islanders, NY Rangers, Philadelphia, Quebec 2, & Washington 2); Paul Coffey 2 (Chicago & Los Angeles); Dan Frawley 2 (Minnesota & Toronto); Dave Hunter 2 (Washington 2); Dan Quinn (NY Rangers) & Dave Hannan (Buffalo)

Opponents scored 19 shorthanded goals: Rick Middleton (Boston), Gord Kluzak (Boston), Randy Burridge (Boston), Troy Murray (Chicago), Petr Klima 2 (Detroit), Steve Yzerman (Detroit), Dave Hannan (Edmonton), Doug Brown 2 (New Jersey), Randy Velischek (New Jersey), Greg Gilbert (NY Islanders), Dave Poulin (Philadelphia), Murray Craven (Philadelphia), Michel Goulet (Quebec), Tony McKegney (St. Louis), Rick Meagher (St. Louis), Mark Osborne (Toronto) & Ed Olczyk (Toronto)

1987-88 GAME-BY-GAME RESULTS

| NO | DAY | DATE | TEAM | W-L-T | SCORE | RECORD | GF-GA |
|----|------|---------|----------------|-------|-------|---------|---------|
| 1 | Thu. | Oct. 8 | @ NY Rangers | T | 4-4* | 0-0-1 | 4-4 |
| 2 | Fri. | Oct. 9 | @ New Jersey | L | 3-6 | 0-1-1 | 7-10 |
| 3 | Tue. | Oct. 13 | BUFFALO | W | 8-3 | 1-1-1 | 15-13 |
| 4 | Thu. | Oct. 15 | NY RANGERS | T | 6-6* | 1-1-2 | 21-19 |
| 5 | Sat. | Oct. 17 | @ Montreal | L | 2-3 | 1-2-2 | 23-22 |
| 6 | Sun. | Oct. 18 | @ Philadelphia | L | 2-3 | 1-3-2 | 25-25 |
| 7 | Wed. | Oct. 21 | NEW JERSEY | L | 4-5 | 1-4-2 | 29-30 |
| 8 | Fri. | Oct. 23 | @ Detroit | L | 2-5 | 1-5-2 | 31-35 |
| 9 | Sat. | Oct. 24 | BUFFALO | W | 5-3 | 2-5-2 | 36-38 |
| 10 | Tue. | Oct. 27 | LOS ANGELES | T | 4-4* | 2-5-3 | 40-42 |
| 11 | Thu. | Oct. 29 | TORONTO | L | 0-4 | 2-6-3 | 40-46 |
| 12 | Sat. | Oct. 31 | @ Quebec | W | 5-4* | 3-6-3 | 45-50 |
| 13 | Tue. | Nov. 3 | PHILADELPHIA | W | 5-1 | 4-6-3 | 50-51 |
| 14 | Thu. | Nov. 5 | @ NY Islanders | W | 4-2 | 5-6-3 | 54-53 |
| 15 | Sat. | Nov. 7 | @ Boston | L | 1-4 | 5-7-3 | 55-57 |
| 16 | Wed. | Nov. 11 | WASHINGTON | W | 3-2 | 6-7-3 | 58-59 |
| 17 | Thu. | Nov. 12 | @ Philadelphia | L | 2-5 | 6-8-3 | 60-64 |
| 18 | Sat. | Nov. 14 | NY RANGERS | W | 3-2* | 7-8-3 | 63-66 |
| 19 | Tue. | Nov. 17 | @ Vancouver | L | 4-6 | 7-9-3 | 67-72 |
| 20 | Fri. | Nov. 20 | @ Edmonton | L | 1-4 | 7-10-3 | 68-76 |
| 21 | Sat. | Nov. 21 | @ Calgary | T | 4-4* | 7-10-4 | 72-80 |
| 22 | Wed. | Nov. 25 | QUEBEC | W | 6-4 | 8-10-4 | 78-84 |
| 23 | Fri. | Nov. 27 | @ Washington | W | 4-2 | 9-10-4 | 82-86 |
| 24 | Sat. | Nov. 28 | WASHINGTON | T | 5-5 | 9-10-5 | 87-91 |
| 25 | Wed. | Dec. 2 | NY ISLANDERS | L | 1-7 | 9-11-5 | 88-98 |
| 26 | Sat. | Dec. 5 | VANCOUVER | W | 6-3 | 10-11-5 | 94-101 |
| 27 | Wed. | Dec. 9 | CALGARY | W | 5-2 | 11-11-5 | 99-103 |
| 28 | Fri. | Dec. 11 | NY ISLANDERS | W | 6-4 | 12-11-5 | 105-108 |
| 29 | Sat. | Dec. 12 | @ St. Louis | L | 2-5 | 12-12-5 | 107-113 |
| 30 | Tue. | Dec. 15 | PHILADELPHIA | L | 2-5 | 12-13-5 | 109-118 |
| 31 | Thu. | Dec. 17 | @ New Jersey | W | 7-4 | 13-13-5 | 116-122 |
| 32 | Sat. | Dec. 19 | NY RANGERS | W | 4-3 | 14-13-5 | 120-125 |
| 33 | Sun. | Dec. 20 | @ NY Rangers | L | 8-4 | 15-13-5 | 128-129 |
| 34 | Wed. | Dec. 23 | NEW JERSEY | L | 2-6 | 15-14-5 | 130-135 |
| 35 | Sat. | Dec. 26 | DETROIT | W | 6-3 | 16-14-5 | 136-137 |
| 36 | Sun. | Dec. 27 | @ Buffalo | T | 3-3* | 16-14-6 | 139-141 |
| 37 | Tue. | Dec. 29 | BOSTON | T | 4-4* | 16-14-7 | 143-145 |
| 38 | Fri. | Jan. 1 | @ Washington | L | 3-5 | 16-15-7 | 146-150 |
| 39 | Sat. | Jan. 2 | @ NY Islanders | L | 2-3 | 16-16-7 | 148-153 |
| 40 | Tue. | Jan. 5 | LOS ANGELES | T | 4-4* | 16-16-8 | 152-157 |
| 41 | Thu. | Jan. 7 | BOSTON | L | 2-3 | 16-17-8 | 154-160 |
| 42 | Sat. | Jan. 9 | @ Hartford | L | 4-5* | 16-18-8 | 158-165 |
| 43 | Sun. | Jan. 10 | @ Detroit | L | 5-7 | 16-19-8 | 163-172 |
| 44 | Tue. | Jan. 12 | NY ISLANDERS | T | 5-5 | 16-19-9 | 168-177 |
| 45 | Fri. | Jan. 15 | PHILADELPHIA | L | 4-5 | 16-20-9 | 172-182 |
| 46 | Sat. | Jan. 16 | @ Toronto | W | 4-3 | 17-20-9 | 176-185 |
| 47 | Tue. | Jan. 19 | @ NY Islanders | W | 6-4 | 18-20-9 | 182-189 |
| 48 | Wed. | Jan. 20 | @ Chicago | W | 8-3 | 19-20-9 | 190-192 |
| 49 | Sat. | Jan. 23 | @ Montreal | W | 4-3* | 20-20-9 | 194-195 |
| 50 | Mon. | Jan. 25 | EDMONTON | L | 4-6 | 20-21-9 | 198-201 |
| 51 | Wed. | Jan. 27 | WINNIPEG | L | 1-4 | 20-22-9 | 199-206 |
| 52 | Thu. | Jan. 28 | @ New Jersey | L | 3-6 | 20-23-9 | 202-212 |
| 53 | Sat. | Jan. 30 | CHICAGO | W | 4-2 | 21-23-9 | 206-214 |
| 54 | Tue. | Feb. 2 | WASHINGTON | W | 3-2* | 22-23-9 | 209-216 |
| 55 | Thu. | Feb. 4 | MINNESOTA | W | 1-0 | 23-23-9 | 210-216 |
| 56 | Sat. | Feb. 6 | HARTFORD | W | 5-4 | 24-23-9 | 215-220 |
| 57 | Sun. | Feb. 7 | @ NY Rangers | L | 3-6 | 24-24-9 | 218-226 |
| 58 | Sat. | Feb. 13 | @ Los Angeles | W | 7-5 | 25-24-9 | 225-231 |
| 59 | Wed. | Feb. 17 | @ Vancouver | L | 0-7 | 25-25-9 | 225-236 |
| 60 | Fri. | Feb. 19 | @ Edmonton | L | 3-5 | 25-26-9 | 228-243 |
| 61 | Sun. | Feb. 21 | ST. LOUIS | L | 4-7 | 25-27-9 | 232-248 |
| 62 | Tue. | Feb. 23 | WINNIPEG | L | 3-4* | 25-28-9 | 235-252 |
| 63 | Thu. | Feb. 25 | @ NY Rangers | L | 1-2 | 25-29-9 | 236-254 |
| 64 | Sun. | Feb. 28 | @ Chicago | L | 5-7 | 25-30-9 | 241-261 |
| 65 | Tue. | Mar. 1 | MINNESOTA | W | 8-3 | 26-30-9 | 249-264 |
| 66 | Sat. | Mar. 5 | NY ISLANDERS | W | 8-3 | 27-30-9 | 257-267 |
| 67 | Mon. | Mar. 7 | @ Calgary | W | 5-4 | 28-30-9 | 262-271 |
| 68 | Thu. | Mar. 10 | @ St. Louis | L | 4-6 | 28-31-9 | 266-277 |
| 69 | Sat. | Mar. 12 | @ Minnesota | L | 3-6 | 28-32-9 | 269-283 |
| 70 | Sun. | Mar. 13 | @ Winnipeg | W | 5-4 | 29-32-9 | 274-285 |
| 71 | Wed. | Mar. 16 | TORONTO | W | 5-0 | 30-32-9 | 279-287 |
| 72 | Sat. | Mar. 19 | PHILADELPHIA | W | 7-2 | 31-32-9 | 286-287 |
| 73 | Sun. | Mar. 20 | @ Philadelphia | L | 2-4 | 31-33-9 | 288-291 |
| 74 | Wed. | Mar. 23 | WASHINGTON | W | 7-1 | 32-33-9 | 295-292 |
| 75 | Fri. | Mar. 25 | MONTREAL | W | 5-2 | 33-33-9 | 300-294 |
| 76 | Sun. | Mar. 27 | @ Quebec | W | 6-3 | 34-33-9 | 306-297 |
| 77 | Tue. | Mar. 29 | @ New Jersey | L | 0-4 | 34-34-9 | 306-301 |
| 78 | Thu. | Mar. 31 | NEW JERSEY | L | 2-7 | 34-35-9 | 308-308 |
| 79 | Sat. | Apr. 2 | @ Washington | W | 7-6* | 35-35-9 | 315-314 |
| 80 | Sun. | Apr. 3 | HARTFORD | W | 4-2 | 36-35-9 | 319-316 |

1987-88 GAME-BY-GAME HOME RESULTS

| NO | DAY | DATE | TEAM | W-L-T | SCORE | RECORD | GF-GA |
|----|------|---------|--------------|-------|-------|---------|---------|
| 1 | Tue. | Oct. 13 | BUFFALO | W | 8-3 | 1-0-0 | 8-3 |
| 2 | Thu. | Oct. 15 | NY RANGERS | T | 6-6* | 1-0-1 | 14-9 |
| 3 | Wed. | Oct. 21 | NEW JERSEY | L | 4-5 | 1-1-1 | 18-19 |
| 4 | Sat. | Oct. 24 | BUFFALO | W | 5-3 | 2-1-1 | 23-17 |
| 5 | Tue. | Oct. 27 | LOS ANGELES | T | 4-4* | 2-2-2 | 27-21 |
| 6 | Thu. | Oct. 29 | TORONTO | L | 0-4 | 2-2-2 | 27-25 |
| 7 | Tue. | Nov. 3 | PHILADELPHIA | W | 5-1 | 3-2-2 | 32-26 |
| 8 | Wed. | Nov. 11 | WASHINGTON | W | 3-2 | 4-2-2 | 35-28 |
| 9 | Sat. | Nov. 14 | NY RANGERS | W | 3-2* | 5-2-2 | 38-30 |
| 10 | Wed. | Nov. 25 | QUEBEC | W | 6-4 | 6-2-2 | 44-34 |
| 11 | Sat. | Nov. 28 | WASHINGTON | T | 5-5 | 6-2-3 | 49-39 |
| 12 | Wed. | Dec. 2 | NY ISLANDERS | L | 1-7 | 6-3-3 | 50-46 |
| 13 | Sat. | Dec. 5 | VANCOUVER | W | 6-3 | 7-3-3 | 56-49 |
| 14 | Wed. | Dec. 9 | CALGARY | W | 5-2 | 8-3-3 | 61-51 |
| 15 | Fri. | Dec. 11 | NY ISLANDERS | W | 6-4 | 9-3-3 | 67-55 |
| 16 | Tue. | Dec. 15 | PHILADELPHIA | L | 2-5 | 9-4-3 | 69-60 |
| 17 | Sat. | Dec. 19 | NY RANGERS | L | 4-3 | 10-4-3 | 73-63 |
| 18 | Wed. | Dec. 23 | NEW JERSEY | L | 2-6 | 10-5-3 | 75-69 |
| 19 | Sat. | Dec. 26 | DETROIT | W | 6-3 | 11-5-3 | 81-72 |
| 20 | Tue. | Dec. 29 | BOSTON | T | 4-4* | 11-5-4 | 85-76 |
| 21 | Tue. | Jan. 5 | LOS ANGELES | T | 4-4* | 11-5-5 | 89-80 |
| 22 | Thu. | Jan. 7 | BOSTON | L | 2-3 | 11-6-5 | 91-83 |
| 23 | Tue. | Jan. 12 | NY ISLANDERS | T | 5-5 | 11-6-6 | 96-88 |
| 24 | Fri. | Jan. 15 | PHILADELPHIA | L | 4-5 | 11-7-6 | 100-93 |
| 25 | Mon. | Jan. 25 | EDMONTON | L | 4-6 | 11-8-6 | 104-99 |
| 26 | Wed. | Jan. 27 | WINNIPEG | L | 1-4 | 11-9-6 | 109-105 |
| 27 | Sat. | Jan. 30 | CHICAGO | W | 4-2 | 12-9-6 | 105-103 |
| 28 | Tue. | Feb. 2 | WASHINGTON | W | 3-2* | 13-9-6 | 109-105 |
| 29 | Thu. | Feb. 4 | MINNESOTA | W | 1-0 | 14-9-6 | 112-107 |
| 30 | Sat. | Feb. 6 | HARTFORD | W | 5-4 | 15-9-6 | 113-107 |
| 31 | Sun. | Feb. 21 | ST. LOUIS | L | 4-5 | 15-10-6 | 122-116 |
| 32 | Tue. | Feb. 23 | WINNIPEG | L | 3-4* | 15-11-6 | 125-120 |
| 33 | Tue. | Mar. 1 | MINNESOTA | W | 8-3 | 16-11-6 | 133-123 |
| 34 | Sat. | Mar. 5 | NY ISLANDERS | W | 8-3 | 17-11-6 | 141-126 |
| 35 | Wed. | Mar. 16 | TORONTO | W | 5-2 | 18-11-6 | 146-128 |
| 36 | Sat. | Mar. 19 | PHILADELPHIA | W | 7-0 | 19-11-6 | 153-128 |
| 37 | Wed. | Mar. 23 | WASHINGTON | W | 7-1 | 20-11-6 | 160-129 |
| 38 | Fri. | Mar. 25 | MONTREAL | L | 5-2 | 21-11-6 | 165-131 |
| 39 | Thu. | Mar. 31 | NEW JERSEY | L | 2-7 | 21-12-6 | 167-138 |
| 40 | Sun. | Apr. 3 | HARTFORD | W | 4-2 | 22-12-6 | 171-140 |

1987-88 GAME-BY-GAME ROAD RESULTS

| NO | DAY | DATE | TEAM | W-L-T | SCORE | RECORD | GF-GA |
|----|------|---------|----------------|-------|-------|---------|---------|
| 1 | Thu. | Oct. 8 | @ NY Rangers | T | 4-4* | 0-0-1 | 4-4 |
| 2 | Fri. | Oct. 9 | @ New Jersey | L | 3-6 | 0-1-1 | 7-10 |
| 3 | Sat. | Oct. 17 | @ Montreal | L | 2-3 | 0-2-1 | 9-13 |
| 4 | Sun. | Oct. 18 | @ Philadelphia | L | 2-3 | 0-3-1 | 11-16 |
| 5 | Fri. | Oct. 23 | @ Detroit | L | 2-5 | 0-4-1 | 13-21 |
| 6 | Sat. | Oct. 31 | @ Quebec | W | 5-4* | 1-4-1 | 18-25 |
| 7 | Thu. | Nov. 5 | @ NY Islanders | W | 4-2 | 2-4-1 | 22-27 |
| 8 | Sat. | Nov. 7 | @ Boston | L | 1-4 | 2-5-1 | 23-31 |
| 9 | Thu. | Nov. 12 | @ Philadelphia | L | 2-5 | 2-6-1 | 25-36 |
| 10 | Tue. | Nov. 17 | @ Vancouver | L | 4-6 | 2-7-1 | 29-42 |
| 11 | Fri. | Nov. 20 | @ Edmonton | L | 1-4 | 2-8-1 | 30-46 |
| 12 | Sat. | Nov. 21 | @ Calgary | T | 4-4* | 2-8-2 | 34-50 |
| 13 | Fri. | Nov. 27 | @ Washington | W | 4-2 | 3-8-2 | 38-52 |
| 14 | Sat. | Dec. 12 | @ St. Louis | L | 2-5 | 3-9-2 | 40-57 |
| 15 | Thu. | Dec. 17 | @ New Jersey | W | 7-4 | 4-9-2 | 47-61 |
| 16 | Sun. | Dec. 20 | @ NY Rangers | W | 8-4 | 5-9-2 | 55-65 |
| 17 | Sun. | Dec. 27 | @ Buffalo | T | 3-3* | 5-9-3 | 58-68 |
| 18 | Fri. | Jan. 1 | @ Washington | L | 3-5 | 5-10-3 | 61-73 |
| 19 | Sat. | Jan. 2 | @ NY Islanders | L | 2-3 | 5-11-3 | 63-76 |
| 20 | Sat. | Jan. 9 | @ Hartford | L | 4-5* | 5-12-3 | 67-81 |
| 21 | Sun. | Jan. 10 | @ Detroit | L | 5-7 | 5-13-3 | 72-88 |
| 22 | Sat. | Jan. 16 | @ Toronto | W | 4-3 | 6-13-3 | 76-91 |
| 23 | Tue. | Jan. 19 | @ NY Islanders | W | 6-4 | 7-13-3 | 82-95 |
| 24 | Wed. | Jan. 20 | @ Chicago | W | 8-3 | 8-13-3 | 90-98 |
| 25 | Sat. | Jan. 23 | @ Montreal | W | 4-3* | 9-13-3 | 94-101 |
| 26 | Thu. | Jan. 28 | @ New Jersey | L | 3-6 | 9-14-3 | 97-107 |
| 27 | Sun. | Feb. 7 | @ NY Rangers | L | 3-6 | 9-15-3 | 100-113 |
| 28 | Sat. | Feb. 13 | @ Los Angeles | W | 7-5 | 10-15-3 | 107-118 |
| 29 | Wed. | Feb. 17 | @ Vancouver | L | 0-5 | 10-16-3 | 107-123 |
| 30 | Fri. | Feb. 19 | @ Edmonton | L | 3-7 | 10-17-3 | 110-130 |
| 31 | Thu. | Feb. 25 | @ NY Rangers | L | 1-2 | 11-18-3 | 111-132 |
| 32 | Sun. | Feb. 28 | @ Chicago | L | 5-7 | 10-19-3 | 116-139 |
| 33 | Mon. | Mar. 7 | @ Calgary | W | 5-4 | 11-19-3 | 121-143 |
| 34 | Thu. | Mar. 10 | @ St. Louis | L | 4-6 | 11-20-3 | 125-149 |
| 35 | Sat. | Mar. 12 | @ Minnesota | L | 3-6 | 11-21-3 | 128-155 |
| 36 | Sun. | Mar. 13 | @ Winnipeg | W | 5-4 | 12-21-3 | 133-159 |
| 37 | Sun. | Mar. 20 | @ Philadelphia | L | 2-4 | 12-22-3 | 135-163 |
| 38 | Sun. | Mar. 27 | @ Quebec | W | 6-3 | 13-22-3 | 141-166 |
| 39 | Tue. | Mar. 29 | @ New Jersey | L | 0-4 | 13-23-3 | 141-170 |
| 40 | Sat. | Apr. 2 | @ Washington | W | 7-6* | 14-23-3 | 148-176 |

1987-88 PATRICK DIVISION DAILY STANDINGS

Legend: F - Flyers, C - Capitals, I - Islanders, R - Rangers, D - Devils, P - Penguins.
Standings reflect points after games of date played.

| OCT | 1ST | 2ND | 3RD | 4TH | 5TH | 6TH | 7TH | 8TH | 9TH | 10TH | 11TH | 12TH | 13TH | 14TH | 15TH | 16TH | 17TH | 18TH | 19TH | 20TH | 21TH | 22TH | 23TH | 24TH | 25TH | 26TH | 27TH | 28TH | 29TH | 30TH | 31TH |
|-----|-----|-----|-----|-----|-----|-----|-----|-----|-----|------|------|------|------|------|------|------|------|------|------|------|------|------|------|------|------|------|------|------|------|------|------|
| 8 | 12 | R1 | F1 | P1 | D0 | C0 | 1 | 131 | D29 | C24 | P23 | R19 | F19 | | | | | | | | | | | | | | | | | | |
| 9 | D2 | 12 | R1 | F1 | P1 | C0 | 2 | 133 | D29 | C24 | P23 | R19 | F19 | | | | | | | | | | | | | | | | | | |
| 10 | 14 | R3 | F3 | C2 | D2 | P1 | 3 | 133 | D31 | C24 | P23 | F21 | R19 | | | | | | | | | | | | | | | | | | |
| 11 | 14 | R3 | F3 | D2 | C2 | P1 | 4 | 135 | D31 | C24 | P23 | F21 | R19 | | | | | | | | | | | | | | | | | | |
| 12 | R5 | 14 | F3 | D2 | C2 | P1 | 5 | 135 | D31 | P25 | C24 | R21 | F21 | | | | | | | | | | | | | | | | | | |
| 13 | R5 | 14 | P3 | F3 | D2 | C2 | 6 | 135 | D32 | C26 | P25 | F22 | R21 | | | | | | | | | | | | | | | | | | |
| 14 | R5 | 14 | D4 | P3 | F3 | C2 | 7 | 135 | D32 | C26 | P25 | F22 | R21 | | | | | | | | | | | | | | | | | | |
| 15 | 16 | R6 | D4 | P4 | F3 | C2 | 8 | 135 | D32 | C26 | P25 | F24 | R21 | | | | | | | | | | | | | | | | | | |
| 16 | 16 | D6 | R6 | C4 | P4 | F3 | 9 | 135 | D34 | P27 | C26 | F24 | R22 | | | | | | | | | | | | | | | | | | |
| 17 | 16 | C6 | D6 | R6 | F5 | P4 | 10 | 135 | D34 | P27 | C26 | F26 | R22 | | | | | | | | | | | | | | | | | | |
| 18 | F7 | 16 | C6 | D6 | R6 | P4 | 11 | 135 | D34 | P29 | F27 | C26 | R22 | | | | | | | | | | | | | | | | | | |
| 19 | C8 | F7 | I6 | D6 | R6 | P4 | 12 | 137 | D34 | P29 | F27 | C26 | R22 | | | | | | | | | | | | | | | | | | |
| 20 | I8 | C8 | F7 | D6 | R6 | P4 | 13 | 137 | D34 | P29 | F29 | C28 | R22 | | | | | | | | | | | | | | | | | | |
| 21 | I8 | C8 | D8 | F7 | R6 | P4 | 14 | 137 | D34 | P29 | F29 | C28 | R24 | | | | | | | | | | | | | | | | | | |
| 22 | C10 | I8 | D8 | F7 | R6 | P4 | 15 | 138 | D34 | F31 | P29 | C28 | R24 | | | | | | | | | | | | | | | | | | |
| 23 | C10 | D10 | I8 | R8 | F7 | P6 | 16 | 138 | D34 | F31 | P29 | C28 | R26 | | | | | | | | | | | | | | | | | | |
| 24 | I10 | C10 | D10 | R10 | F7 | P6 | 17 | 138 | D34 | F33 | P31 | C28 | R26 | | | | | | | | | | | | | | | | | | |
| 25 | I10 | C10 | D10 | R10 | F7 | P6 | 18 | 138 | D34 | F33 | P31 | C30 | R26 | | | | | | | | | | | | | | | | | | |
| 26 | R11 | I10 | C10 | D10 | F7 | P6 | 19 | 138 | D36 | F35 | P33 | C30 | R26 | | | | | | | | | | | | | | | | | | |
| 27 | C12 | D12 | I11 | R11 | F8 | P7 | 20 | 138 | D36 | F35 | P35 | C31 | R26 | | | | | | | | | | | | | | | | | | |
| 28 | C12 | D12 | I11 | R11 | F8 | P7 | 21 | 138 | D36 | F35 | P35 | C31 | R26 | | | | | | | | | | | | | | | | | | |
| 29 | C12 | D12 | I11 | R11 | F8 | P7 | 22 | 138 | F37 | D36 | P35 | C33 | R26 | | | | | | | | | | | | | | | | | | |
| 30 | D12 | C12 | I11 | R11 | F8 | P7 | 23 | F39 | I38 | D38 | P35 | C34 | R26 | | | | | | | | | | | | | | | | | | |
| 31 | D14 | I13 | C13 | R11 | P9 | F8 | 26 | F41 | I40 | D38 | P37 | C34 | R28 | | | | | | | | | | | | | | | | | | |
| | | | | | | | 27 | F41 | I40 | D38 | P38 | C34 | R30 | | | | | | | | | | | | | | | | | | |
| | | | | | | | 28 | F41 | I40 | D40 | P38 | C35 | R30 | | | | | | | | | | | | | | | | | | |
| | | | | | | | 29 | I41 | F41 | D40 | P39 | C35 | R31 | | | | | | | | | | | | | | | | | | |
| | | | | | | | 30 | I41 | F41 | D40 | P39 | C37 | R31 | | | | | | | | | | | | | | | | | | |
| | | | | | | | 31 | I41 | F41 | D40 | P39 | C37 | R33 | | | | | | | | | | | | | | | | | | |
| NOV | 1ST | 2ND | 3RD | 4TH | 5TH | 6TH | 7TH | 8TH | 9TH | 10TH | 11TH | 12TH | 13TH | 14TH | 15TH | 16TH | 17TH | 18TH | 19TH | 20TH | 21TH | 22TH | 23TH | 24TH | 25TH | 26TH | 27TH | 28TH | 29TH | 30TH | 31TH |
| 1 | I15 | D14 | C13 | R11 | F10 | P9 | 30 | I41 | F41 | D40 | P39 | R33 | | | | | | | | | | | | | | | | | | | |
| 2 | I15 | D14 | C13 | R11 | F10 | P9 | 31 | I41 | F41 | D40 | P39 | R35 | | | | | | | | | | | | | | | | | | | |
| 3 | I17 | C15 | D14 | P11 | R11 | F10 | | | | | | | | | | | | | | | | | | | | | | | | | |
| 4 | I17 | C15 | D14 | P11 | R11 | F10 | | | | | | | | | | | | | | | | | | | | | | | | | |
| 5 | I17 | D16 | C15 | P13 | R11 | F10 | | | | | | | | | | | | | | | | | | | | | | | | | |
| 6 | I17 | D16 | C15 | P13 | R11 | F10 | 1 | I41 | F41 | D40 | C39 | P39 | R33 | | | | | | | | | | | | | | | | | | |
| 7 | I19 | D18 | C15 | P13 | R11 | F10 | 2 | I43 | F43 | C41 | D41 | P39 | R35 | | | | | | | | | | | | | | | | | | |
| 8 | I19 | D19 | C15 | P13 | R11 | F11 | 3 | I43 | F43 | C41 | D41 | P39 | R37 | | | | | | | | | | | | | | | | | | |
| 9 | I19 | D19 | C15 | P13 | R11 | F11 | 4 | I44 | C43 | F43 | D41 | P40 | R37 | | | | | | | | | | | | | | | | | | |
| 10 | I21 | D21 | C15 | P15 | R11 | F11 | 5 | I44 | C43 | F43 | D41 | P40 | R39 | | | | | | | | | | | | | | | | | | |
| 11 | I21 | D21 | C15 | P15 | R11 | F11 | 6 | I44 | C43 | F43 | D41 | P40 | R39 | | | | | | | | | | | | | | | | | | |
| 12 | I23 | D22 | C15 | P15 | F13 | R11 | 7 | F45 | I44 | C43 | D41 | P40 | R39 | | | | | | | | | | | | | | | | | | |
| 13 | I23 | D22 | C15 | P15 | F13 | R11 | 8 | C45 | F45 | I44 | D41 | P40 | R39 | | | | | | | | | | | | | | | | | | |
| 14 | I25 | D22 | C17 | P17 | F13 | R11 | 9 | F46 | C45 | I44 | D43 | P40 | R39 | | | | | | | | | | | | | | | | | | |
| 15 | I25 | D22 | C17 | P17 | R13 | F13 | 10 | F46 | C45 | D45 | I44 | P40 | R39 | | | | | | | | | | | | | | | | | | |
| 16 | I25 | D22 | C17 | P17 | R13 | F13 | 11 | F46 | C45 | D45 | I44 | R40 | P40 | | | | | | | | | | | | | | | | | | |
| 17 | I27 | D22 | C17 | P17 | R13 | F13 | 12 | F46 | I45 | C45 | D45 | P41 | R40 | | | | | | | | | | | | | | | | | | |
| 18 | I27 | D24 | C17 | P17 | R13 | F13 | 13 | C47 | F46 | I45 | D45 | P41 | R40 | | | | | | | | | | | | | | | | | | |
| 19 | I27 | D24 | C17 | P17 | F15 | R12 | 14 | F48 | I47 | C47 | D45 | P41 | R40 | | | | | | | | | | | | | | | | | | |
| 20 | I27 | D26 | C17 | P17 | R15 | F15 | 15 | F50 | I47 | C47 | D47 | P41 | R40 | | | | | | | | | | | | | | | | | | |
| 21 | I29 | D26 | C19 | P18 | R15 | F15 | 16 | F50 | I49 | C47 | D47 | P43 | R40 | | | | | | | | | | | | | | | | | | |
| 22 | I29 | D26 | C19 | P18 | R15 | F15 | 17 | F52 | I49 | C47 | D47 | P43 | R40 | | | | | | | | | | | | | | | | | | |
| 23 | I29 | D26 | C19 | P18 | R15 | F15 | 18 | F52 | I49 | C47 | D47 | P43 | R40 | | | | | | | | | | | | | | | | | | |
| 24 | I29 | D26 | C26 | P18 | R15 | F15 | 19 | F52 | I49 | C49 | D47 | P45 | R40 | | | | | | | | | | | | | | | | | | |
| 25 | I29 | D28 | C21 | P20 | R17 | F17 | 20 | F52 | I49 | C49 | D47 | P47 | R40 | | | | | | | | | | | | | | | | | | |
| 26 | I29 | D28 | C21 | P20 | R17 | F17 | 21 | F54 | I49 | C49 | D47 | P47 | R40 | | | | | | | | | | | | | | | | | | |
| 27 | I29 | D28 | C21 | P20 | R17 | F17 | 22 | F54 | I49 | C49 | D47 | P47 | R42 | | | | | | | | | | | | | | | | | | |
| 28 | I31 | D28 | P23 | C22 | R19 | F19 | 23 | F56 | I51 | C50 | P49 | D47 | R42 | | | | | | | | | | | | | | | | | | |
| 29 | I31 | D29 | P23 | C22 | R19 | F19 | 24 | F56 | I51 | C50 | P49 | D47 | R42 | | | | | | | | | | | | | | | | | | |
| 30 | I31 | D29 | P23 | C22 | R19 | F19 | 25 | F56 | I51 | C50 | P49 | D47 | R42 | | | | | | | | | | | | | | | | | | |

1987-88 PATRICK DIVISION DAILY STANDINGS

| JAN | 1ST | 2ND | 3RD | 4TH | 5TH | 6TH | MAR | 1ST | 2ND | 3RD | 4TH | 5TH | 6TH |
|-----|-----|-----|-----|-----|-----|-----|-----|-----|-----|-----|-----|-----|-----|
| 26 | F56 | I51 | C50 | P49 | D47 | R42 | 1 | F75 | I71 | C70 | R62 | D61 | P61 |
| 27 | F56 | I51 | C50 | P49 | D47 | R42 | 2 | F75 | C72 | I71 | R64 | D61 | P61 |
| 28 | F56 | I51 | C50 | D49 | P49 | R44 | 3 | F75 | C72 | I71 | R64 | D61 | P61 |
| 29 | F56 | I53 | C52 | D51 | P49 | R44 | 4 | F75 | C74 | I71 | R64 | D61 | P61 |
| 30 | F58 | I53 | C52 | D51 | P51 | R46 | 5 | F75 | C74 | I71 | R64 | D63 | P63 |
| 31 | F58 | C54 | I53 | D51 | P51 | R46 | 6 | C76 | F75 | I73 | D65 | R64 | P63 |
| | | | | | | | 7 | C76 | F75 | I73 | D65 | P65 | R64 |
| | | | | | | | 8 | C76 | F75 | F75 | R66 | D65 | P65 |
| | | | | | | | 9 | C76 | F75 | F75 | R66 | D65 | P65 |
| | | | | | | | 10 | F77 | C76 | I75 | R66 | D65 | P65 |
| 1 | F58 | C54 | I53 | D53 | P51 | R46 | 11 | F77 | C76 | I75 | R66 | D65 | P65 |
| 2 | F58 | I54 | C54 | D53 | P53 | R47 | 12 | F77 | C76 | I75 | R66 | D65 | P65 |
| 3 | F58 | I54 | C54 | D53 | P53 | R47 | 13 | F77 | C76 | I75 | R68 | D67 | P65 |
| 4 | F60 | P55 | I54 | C54 | D53 | R47 | 14 | C78 | F77 | I75 | R68 | D67 | P67 |
| 5 | F60 | I56 | P55 | C54 | D53 | R47 | 15 | C78 | F77 | I75 | R68 | D67 | P67 |
| 6 | F62 | I58 | P57 | C54 | D53 | R49 | 16 | C78 | F77 | I75 | R70 | D67 | P67 |
| 7 | F62 | I58 | P57 | C54 | D53 | R51 | 16 | C80 | F77 | I75 | R70 | P69 | D67 |

1987-88 MULTIPLE POINT GAMES

| PLAYER | 2G | 3G | 4G | 2A | 3A | 4A | 2PT | 3PT | 4PT | 5PT | 6PT | TOT |
|-------------|----|----|----|----|----|----|-----|-----|-----|-----|-----|-----|
| Lemieux | 14 | 3 | 2 | 19 | 7 | 4* | 17 | 20 | 8 | 4 | 1 | 50 |
| Quinn | 7 | 3 | 0 | 10 | 0 | 0 | 16 | 7 | 0 | 1 | 0 | 24 |
| Cunneyworth | 7 | 0 | 0 | 9 | 0 | 1 | 13 | 4 | 3 | 0 | 0 | 20 |
| Coffey | 2 | 1 | 0 | 8 | 6 | 1 | 7 | 8 | 3 | 1 | 0 | 19 |
| Brown | 6 | 0 | 0 | 3 | 1 | 0 | 6 | 3 | 2 | 0 | 0 | 11 |
| Bodger | 0 | 0 | 0 | 5 | 1 | 0 | 9 | 1 | 0 | 0 | 0 | 10 |
| Callander | 1 | 0 | 0 | 2 | 1 | 0 | 3 | 3 | 0 | 0 | 0 | 6 |
| Simmer | 1 | 0 | 0 | 2 | 1 | 0 | 4 | 1 | 1 | 0 | 0 | 6 |
| Hunter | 0 | 0 | 0 | 3 | 0 | 0 | 4 | 1 | 0 | 0 | 0 | 5 |
| Simpson | 2 | 1 | 0 | 1 | 1 | 0 | 2 | 2 | 1 | 0 | 0 | 5 |
| Siren | 0 | 0 | 0 | 4 | 0 | 0 | 4 | 0 | 0 | 0 | 0 | 4 |
| Bourque | 1 | 0 | 0 | 1 | 1 | 0 | 2 | 1 | 0 | 0 | 0 | 3 |
| Zalapski | 0 | 0 | 0 | 0 | 1 | 0 | 1 | 0 | 1 | 0 | 0 | 2 |
| Dahlquist | 0 | 0 | 0 | 0 | 1 | 0 | 1 | 1 | 0 | 0 | 0 | 2 |
| Errey | 0 | 0 | 0 | 0 | 1 | 0 | 1 | 1 | 0 | 0 | 0 | 2 |
| Mantha | 0 | 0 | 0 | 2 | 0 | 0 | 1 | 1 | 0 | 0 | 0 | 2 |
| Loney | 0 | 0 | 0 | 2 | 0 | 0 | 1 | 1 | 0 | 0 | 0 | 2 |
| Kachowski | 1 | 0 | 0 | 1 | 0 | 0 | 2 | 0 | 0 | 0 | 0 | 2 |
| McLlwain | 1 | 0 | 0 | 1 | 0 | 0 | 2 | 0 | 0 | 0 | 0 | 2 |
| Gotaas | 1 | 0 | 0 | 0 | 0 | 0 | 2 | 0 | 0 | 0 | 0 | 2 |
| Mathiasen | 0 | 0 | 0 | 2 | 0 | 0 | 2 | 0 | 0 | 0 | 0 | 2 |
| Palement | 0 | 0 | 0 | 2 | 0 | 0 | 2 | 0 | 0 | 0 | 0 | 2 |
| Buskas | 0 | 0 | 0 | 0 | 0 | 0 | 2 | 0 | 0 | 0 | 0 | 2 |
| Frawley | 0 | 0 | 0 | 0 | 0 | 0 | 2 | 0 | 0 | 0 | 0 | 2 |
| Stevens | 0 | 0 | 0 | 0 | 0 | 0 | 2 | 0 | 0 | 0 | 0 | 2 |
| Hillier | 0 | 0 | 0 | 1 | 0 | 0 | 1 | 0 | 0 | 0 | 0 | 1 |
| Joseph | 0 | 0 | 0 | 1 | 0 | 0 | 1 | 0 | 0 | 0 | 0 | 1 |
| Schmidt | 0 | 0 | 0 | 1 | 0 | 0 | 1 | 0 | 0 | 0 | 0 | 1 |
| Erickson | 0 | 0 | 0 | 0 | 0 | 0 | 1 | 0 | 0 | 0 | 0 | 1 |
| Hannan | 0 | 0 | 0 | 0 | 0 | 0 | 1 | 0 | 0 | 0 | 0 | 1 |
| Kontos | 0 | 0 | 0 | 0 | 0 | 0 | 1 | 0 | 0 | 0 | 0 | 1 |
| Van Dorp | 0 | 0 | 0 | 0 | 0 | 0 | 1 | 0 | 0 | 0 | 0 | 1 |

*Includes one five assist game

PITTSBURGH ALL-TIME MULTIPLE POINT GAMES

| ACTIVE PLAYERS | 2G | 3G | 4G | 2A | 3A | 4A | 2PT | 3PT | 4PT | 5PT | 6PT | TOT |
|----------------|----|----|----|----|----|-----|-----|-----|-----|-----|-----|-----|
| Lemieux | 37 | 8 | 3 | 63 | 13 | 8** | 76 | 51 | 15 | 11 | 2 | 155 |
| Quinn | 10 | 3 | 0 | 17 | 4 | 0 | 27 | 16 | 0 | 1 | 0 | 44 |
| Cunneyworth | 11 | 1 | 1 | 18 | 0 | 1 | 28 | 8 | 4 | 0 | 0 | 40 |
| Bodger | 2 | 0 | 0 | 22 | 2 | 0 | 27 | 5 | 0 | 0 | 0 | 32 |
| Coffey | 2 | 1 | 0 | 8 | 6 | 1 | 7 | 8 | 3 | 1 | 0 | 19 |
| Errey | 4 | 0 | 0 | 4 | 1 | 0 | 13 | 1 | 0 | 0 | 0 | 14 |
| Brown | 6 | 0 | 0 | 3 | 1 | 0 | 6 | 3 | 2 | 0 | 0 | 11 |
| Johnson | 0 | 0 | 0 | 6 | 2 | 0 | 9 | 2 | 0 | 0 | 0 | 11 |
| Loney | 3 | 0 | 0 | 4 | 0 | 0 | 5 | 3 | 0 | 0 | 0 | 8 |
| Frawley | 0 | 0 | 0 | 1 | 1 | 0 | 6 | 2 | 0 | 0 | 0 | 8 |
| Hillier | 0 | 0 | 0 | 5 | 0 | 0 | 7 | 0 | 0 | 0 | 0 | 7 |
| Callander | 1 | 0 | 0 | 2 | 1 | 0 | 3 | 3 | 0 | 0 | 0 | 6 |
| Buskas | 0 | 0 | 0 | 1 | 0 | 0 | 6 | 0 | 0 | 0 | 0 | 6 |
| Hunter | 0 | 0 | 0 | 3 | 0 | 0 | 4 | 1 | 0 | 0 | 0 | 5 |
| Siren | 0 | 0 | 0 | 5 | 0 | 0 | 5 | 0 | 0 | 0 | 0 | 5 |
| Bourque | 1 | 0 | 0 | 1 | 1 | 0 | 2 | 1 | 0 | 0 | 0 | 3 |
| Zalapski | 0 | 0 | 0 | 0 | 1 | 0 | 1 | 0 | 1 | 0 | 0 | 2 |
| Dahlquist | 0 | 0 | 0 | 0 | 1 | 0 | 1 | 1 | 0 | 0 | 0 | 2 |
| Kachowski | 1 | 0 | 0 | 1 | 0 | 0 | 2 | 0 | 0 | 0 | 0 | 2 |
| McLlwain | 1 | 0 | 0 | 0 | 0 | 0 | 2 | 0 | 0 | 0 | 0 | 2 |
| Gotaas | 1 | 0 | 0 | 0 | 0 | 0 | 2 | 0 | 0 | 0 | 0 | 2 |
| Stevens | 0 | 0 | 0 | 0 | 0 | 0 | 2 | 0 | 0 | 0 | 0 | 2 |
| Charlesworth | 0 | 0 | 0 | 1 | 0 | 0 | 1 | 0 | 0 | 0 | 0 | 1 |
| Van Dorp | 0 | 0 | 0 | 0 | 0 | 0 | 1 | 0 | 0 | 0 | 0 | 1 |
| Erickson | 0 | 0 | 0 | 0 | 0 | 0 | 1 | 0 | 0 | 0 | 0 | 1 |

**Includes two five assist games

EN ROUTE TO PITTSBURGH

AITKEN, Brad - Pittsburgh's 3rd Rd. draft choice, 46th overall, 1986 Entry Draft
 BODGER, Doug - Pittsburgh's second 1st Rd. draft choice, 9th overall, 1984 Entry Draft
 BOURQUE, Phil - signed as a free agent on Oct. 4, 1982
 BROWN, Rob - Pittsburgh's 4th Rd. draft choice, 67th overall, 1986 Entry Draft
 BUSKAS, Rod - Pittsburgh's 6th Rd. draft choice, 112th overall, 1981 Entry Draft
 CALLANDER, Jock - signed as a free agent on July 31, 1987
 CHARLESWORTH, Todd - Pittsburgh's 2nd Rd. draft choice, 22nd overall, 1983 Entry Draft
 COFFEY, Paul - acquired via trade with Edmonton on November 24, 1987
 CULLEN, John - signed as a free agent on June 21, 1988
 CUNNEYWORTH, Randy - acquired via trade with Buffalo on October 4, 1985
 DAHLQUIST, Chris - signed as a free agent on May 1985
 DANIELS, Jeff - Pittsburgh's 6th Rd. draft choice, 109th overall, 1986 Entry Draft
 DAVIES, Greg - signed as a tryout on March 15, 1988
 ERREY, Bob - Pittsburgh's 1st Rd. draft choice, 15th overall, 1983 Entry Draft
 FRAWLEY, Dan - claimed in Waiver Draft from Chicago on October 7, 1985
 GANCHAR, Perry - acquired via trade with Montreal on December 23, 1987
 GAUTHIER, Daniel - Pittsburgh's 3rd Rd. draft choice, 62nd overall, 1988 Entry Draft
 GIFFIN, Lee - Pittsburgh's 2nd Rd. draft choice, 23rd overall, 1985 Entry Draft
 GOERTZ, Dave - Pittsburgh's 12th Rd. draft choice, 212th overall, 1983 Entry Draft
 GOTAAAS, Steve - Pittsburgh's 5th Rd. draft choice, 86th overall, 1985 Entry Draft
 GUENETTE, Steve - signed as a free agent on April 6, 1986
 HILLIER, Randy - acquired via trade with Boston on October 11, 1984
 HOBSON, Doug - Pittsburgh's 7th Rd. draft choice, 130th overall, 1986 Entry Draft
 HUNTER, Dave - acquired via trade with Edmonton on November 24, 1987
 JOHNSON, Jim - signed as a free agent on June 9, 1985
 JOHNSON, Scott - signed as a free agent on July 3, 1986
 KACHOWSKI, Mark - signed as a free agent on August 31, 1987
 LEACH, Jamie - Pittsburgh's 3rd Rd. draft choice, 47th overall, 1987 Entry Draft
 LEMIEUX, Mario - Pittsburgh's 1st Rd. draft choice, 1st overall, 1984 Entry Draft
 LONEY, Troy - Pittsburgh's 3rd Rd. draft choice, 52nd overall, 1982 Entry Draft
 MAJOR, Mark - Pittsburgh's 2nd Rd. draft choice, 25th overall, 1988 Entry Draft
 MAYER, Pat - signed as a free agent on July 10, 1987
 MCLLWAIN, Dave - Pittsburgh's 9th Rd. draft choice, 172nd overall, 1986 Entry Draft
 MICK, Troy - Pittsburgh's 7th Rd. draft choice, 130th overall, 1988 Entry Draft
 MULVENNA, Glenn - signed as a free agent on December 3, 1987
 PAEK, Jim - Pittsburgh's 9th Rd. draft choice, 170th overall, 1985 Entry Draft
 PANCOE, Don - Pittsburgh's 10th Rd. draft choice, 193rd overall, 1988 Entry Draft
 PIETRANGELO, Frank - Pittsburgh's 4th Rd. draft choice, 64th overall, 1983 Entry Draft
 QUINN, Dan - acquired via trade with Calgary on November 12, 1986
 RACINE, Bruce - Pittsburgh's 3rd Rd. draft choice, 58th overall, 1985 Entry Draft
 RECCHI, Mark - Pittsburgh's 4th Rd. draft choice, 67th overall, 1988 Entry Draft
 SHANNON, Darrin - Pittsburgh's 1st rd. draft choice, 4th overall, 1988 Entry Draft
 SIREN, Ville - acquired via trade with Hartford on Nov. 16, 1984
 STEVENS, Kevin - acquired via trade with Los Angeles on September 9, 1983
 STOLK, Daren - Pittsburgh's 12th Rd. draft choice, 235th overall, 1988 Entry Draft
 TABARACCI, Richard - Pittsburgh's 2nd Rd. draft choice, 26th overall, 1987 Entry Draft
 VAN DORP, Wayne - acquired via trade with Edmonton on November 24, 1987
 WAYER, Jeff - Pittsburgh's 5th Rd. draft choice, 89th overall, 1987 Entry Draft
 ZALAPSKI, Zarley - Pittsburgh's 1st Rd. draft choice, 4th overall, 1986 Entry Draft

1988-89 PITTSBURGH PENGUINS ROSTER

| FORWARDS | HGT | WGT | PLACE OF BIRTH | DATE |
|-------------------------|------|-----|----------------------|----------|
| AITKEN, Brad (LW) | 6-2 | 200 | Scarborough, Ont. | 10/30/67 |
| BROWN, Rob (RW/C) | 5-11 | 185 | Kingston, Ont. | 4/10/68 |
| CALLANDER, Jock (C) | 6-1 | 188 | Regina, Sask. | 4/23/61 |
| CULLEN, John (C) | 5-10 | 187 | Puslinch, Ont. | 8/2/64 |
| CUNNEYWORTH, Randy (LW) | 5-11 | 190 | Etobicoke, Ont. | 5/10/61 |
| DANIELS, Jeff (LW) | 6-1 | 197 | Oshawa, Ont. | 6/24/68 |
| DAVIES, Greg (RW) | 6-1 | 204 | Hope, B.C. | 1/2/67 |
| ERREY, Bob (LW) | 5-10 | 177 | Montreal, Que. | 9/21/64 |
| FRAWLEY, Dan (RW) | 6-1 | 195 | Sturgeon Falls, Ont. | 6/2/62 |
| GANCHAR, Perry (RW) | 5-9 | 188 | Saskatoon, Sask. | 10/28/63 |
| GAUTHIER, Daniel (LW) | 6-2 | 176 | Charlemagne, Que. | 5/17/70 |
| GIFFIN, Lee (RW) | 6-0 | 181 | Chatham, Ont. | 4/1/67 |
| GOTAAS, Steve (C) | 5-10 | 183 | Camrose, Alta. | 5/10/67 |
| HUNTER, Dave (LW) | 5-11 | 202 | Petrolia, Ont. | 1/1/58 |
| KACHOWSKI, Mark (LW) | 5-10 | 196 | Edmonton, Alta. | 2/20/65 |
| LEACH, Jamie (RW) | 6-1 | 198 | Winnipeg, Man. | 8/25/69 |
| LEMIEUX, Mario (C) | 6-4 | 210 | Montreal, Que. | 10/5/65 |
| LONEY, Troy (LW) | 6-3 | 205 | Bow Island, Alta. | 9/21/63 |
| MAJOR, Mark (LW) | 6-3 | 227 | Toronto, Ont. | 3/20/70 |
| MCLLWAIN, Dave (C) | 5-10 | 182 | Seaforth, Ont. | 6/9/67 |
| MICK, Troy (LW) | 5-11 | 180 | Burnaby, B. C. | 3/30/69 |
| MULVENNA, Glenn (C) | 5-11 | 182 | Calgary, Alta. | 2/18/67 |
| QUINN, Dan (C) | 5-11 | 177 | Ottawa, Ont. | 6/1/65 |
| RECCHI, Mark (RW) | 5-10 | 189 | Kamloops, Alta. | 2/1/68 |
| SHANNON, Darrin (LW) | 6-2 | 190 | Barrie, Ont. | 12/8/69 |
| STEVENS, Kevin (LW) | 6-3 | 210 | Brockton, Mass. | 4/15/65 |
| VAN DORP, Wayne (LW) | 6-4 | 225 | Vancouver, B.C. | 5/19/61 |
| WILSON, Mitch (RW) | 5-8 | 189 | Kelowna, B.C. | 2/15/62 |

DEFENSE

| | | | | |
|-------------------------|------|-----|----------------------|----------|
| BODGER, Doug (LD) | 6-2 | 208 | Chemainus, B.C. | 6/18/66 |
| BOURQUE, Phil (LD) | 6-1 | 203 | Chelmsford, Mass. | 6/8/62 |
| BUSKAS, Rod (RD) | 6-1 | 207 | Wetaskiwin, Alta. | 1/7/61 |
| CHARLESWORTH, Todd (RD) | 6-1 | 193 | Calgary, Alta. | 3/22/65 |
| COFFEY, Paul (LD) | 6-1 | 205 | Weston, Ont. | 6/1/61 |
| DAHLQUIST, Chris (LD) | 6-1 | 196 | Fridley, Minn. | 12/14/62 |
| HILLIER, Randy (RD) | 6-1 | 186 | Toronto, Ont. | 3/30/60 |
| HOBSON, Doug (RD) | 6-0 | 185 | Prince Albert, Sask. | 4/9/68 |
| JOHNSON, Jim (LD) | 6-1 | 190 | New Hope, Minn. | 8/9/62 |
| MAYER, Pat (LD) | 6-3 | 227 | Royal Oak, Mich. | 7/24/61 |
| PAEK, Jim (LD) | 6-1 | 194 | Seoul, Korea | 4/7/67 |
| PANCOE, Don (RD) | 6-1 | 188 | St. George, Ont. | 2/23/69 |
| SIREN, Ville (RD) | 6-2 | 190 | Tempere, Finland | 2/11/64 |
| STOLK, Darren (LD) | 6-4 | 201 | Taber, Alta. | 7/22/68 |
| WAVER, Jeff (LD) | 5-10 | 189 | St. Boniface, Man. | 9/28/68 |
| ZALAPSKI, Zarley (RD) | 6-1 | 204 | Edmonton, Alta. | 4/22/68 |

GOALTENDERS

| | | | | |
|--------------------|------|-----|---------------------|----------|
| GUENETTE, Steve | 5-9 | 172 | Montreal, Que. | 11/13/65 |
| PIETRANGELO, Frank | 5-10 | 182 | Niagara Falls, Ont. | 12/17/64 |
| RACINE, Bruce | 6-0 | 160 | Cornwall, Ont. | 8/9/66 |
| TABARACCI, Richard | 5-10 | 183 | Toronto, Ont. | 1/2/69 |
| YOUNG, Wendell | 5-9 | 183 | Halifax, N.S. | 8/1/63 |

1988-89 PITTSBURGH PENGUINS ROSTER

| AGE | 1987-88 CLUB | GP | G | A | PTS | PIM |
|-----|-------------------------|----|----|-----|-----|-----|
| 20 | Pittsburgh-Muskegon | 80 | 33 | 32 | 65 | 128 |
| 20 | Pittsburgh | 51 | 24 | 20 | 44 | 56 |
| 27 | Pittsburgh-Muskegon | 72 | 31 | 52 | 83 | 72 |
| 24 | Flint | 81 | 48 | 109 | 157 | 113 |
| 27 | Pittsburgh | 71 | 35 | 39 | 74 | 141 |
| 20 | Oshawa | 64 | 29 | 39 | 68 | 59 |
| 21 | Kamloops | 67 | 17 | 19 | 36 | 158 |
| 24 | Pittsburgh | 17 | 3 | 6 | 9 | 18 |
| 26 | Pittsburgh | 47 | 6 | 8 | 14 | 152 |
| 24 | Sherbrooke-Mont.-Pitts. | 59 | 15 | 23 | 38 | 36 |
| 18 | Victoriaville | 66 | 43 | 47 | 90 | 53 |
| 21 | Pittsburgh-Muskegon | 67 | 26 | 39 | 65 | 66 |
| 21 | Pittsburgh-Muskegon | 70 | 22 | 27 | 49 | 81 |
| 30 | Edmonton-Pittsburgh | 80 | 14 | 21 | 35 | 83 |
| 23 | Pittsburgh-Muskegon | 63 | 8 | 9 | 17 | 198 |
| 19 | Hamilton | 64 | 24 | 19 | 43 | 79 |
| 23 | Pittsburgh | 77 | 70 | 98 | 168 | 92 |
| 25 | Pittsburgh | 65 | 5 | 13 | 18 | 151 |
| 18 | North Bay | 57 | 16 | 17 | 33 | 272 |
| 21 | Pittsburgh-Muskegon | 75 | 15 | 14 | 29 | 63 |
| 19 | Portland | 72 | 63 | 84 | 147 | 78 |
| 21 | Kamloops | 38 | 21 | 38 | 59 | 35 |
| 23 | Pittsburgh | 70 | 40 | 39 | 79 | 50 |
| 20 | Kamloops | 62 | 61 | 93 | 154 | 75 |
| 18 | Windsor | 43 | 33 | 41 | 74 | 49 |
| 23 | Team USA-Pittsburgh | 65 | 28 | 28 | 56 | |
| 27 | Pittsburgh-Nova Scotia | 37 | 3 | 5 | 8 | 162 |
| 26 | Muskegon | 68 | 27 | 25 | 52 | 400 |

| GP | G | A | PTS | PIM | | |
|----|------------------------|----|-----|-----|----|-----|
| 69 | 14 | 31 | 45 | 103 | | |
| 73 | 20 | 48 | 68 | 86 | | |
| 76 | 4 | 8 | 12 | 206 | | |
| 70 | 11 | 31 | 42 | 49 | | |
| 27 | Pittsburgh-Muskegon | 70 | 11 | 31 | 42 | 49 |
| 27 | Pittsburgh | 46 | 15 | 52 | 67 | 93 |
| 25 | Pittsburgh | 44 | 3 | 6 | 9 | 69 |
| 28 | Pittsburgh | 55 | 1 | 12 | 13 | 144 |
| 20 | Prince Albert | 69 | 9 | 26 | 35 | 96 |
| 26 | Pittsburgh | 55 | 1 | 12 | 13 | 87 |
| 27 | Pittsburgh-Muskegon | 74 | 3 | 10 | 13 | 454 |
| 21 | Muskegon | 82 | 7 | 52 | 59 | 141 |
| 19 | Hamilton | 60 | 2 | 12 | 14 | 144 |
| 24 | Pittsburgh | 58 | 1 | 20 | 21 | 62 |
| 20 | Lethbridge | 60 | 3 | 10 | 13 | 79 |
| 20 | Hamilton | 64 | 27 | 34 | 61 | 134 |
| 20 | Team Canada-Pittsburgh | 70 | 7 | 24 | 31 | 41 |

| GP | MP | GA | SO | AVG |
|----|------|-----|----|------|
| 52 | 3036 | 154 | 5 | 3.04 |
| 36 | 2075 | 123 | 3 | 3.56 |
| 30 | 1808 | 108 | 1 | 3.58 |
| 58 | 3448 | 200 | 3 | 3.48 |
| 57 | 3242 | 155 | 1 | 2.87 |

1987-88 MUSKEGON LUMBERJACKS SCORING

| NAME | REGULAR SEASON | | | | PLAYOFFS | | | | PIM | |
|-------------------|----------------|----|----|-----|----------|---|---|-----|-----|----|
| | GP | G | A | PTS | GP | G | A | PTS | | |
| Dave Michayluk | 81 | 56 | 81 | 137 | 46 | 6 | 2 | 0 | 2 | 18 |
| Scott Gruhl | 55 | 28 | 47 | 75 | 115 | 6 | 5 | 1 | 6 | 12 |
| Carl Mokosak | 81 | 29 | 37 | 66 | 308 | 6 | 3 | 2 | 5 | 60 |
| Brad Aitken | 74 | 32 | 31 | 63 | 128 | 1 | 0 | 0 | 0 | 0 |
| Lee Giffin | 48 | 26 | 37 | 63 | 61 | 6 | 1 | 3 | 4 | 2 |
| Dwight Mathiasen | 46 | 19 | 42 | 61 | 35 | 4 | 1 | 2 | 3 | 9 |
| Jim Paek | 82 | 7 | 52 | 59 | 141 | 6 | 0 | 0 | 0 | 29 |
| Jock Callander | 31 | 20 | 36 | 56 | 49 | 6 | 2 | 3 | 5 | 25 |
| Mitch Wilson | 68 | 27 | 25 | 52 | 400 | 5 | 1 | 0 | 1 | 23 |
| Phil Bourque | 52 | 16 | 36 | 52 | 66 | 6 | 1 | 2 | 3 | 16 |
| Warren Young | 60 | 25 | 26 | 51 | 325 | 4 | 0 | 0 | 0 | 42 |
| Dave Goertz | 73 | 8 | 36 | 44 | 87 | 6 | 0 | 4 | 4 | 14 |
| Mark Teevens | 53 | 17 | 26 | 43 | 39 | - | - | - | - | - |
| Todd Charlesworth | 64 | 9 | 31 | 40 | 49 | 5 | 0 | 0 | 0 | 18 |
| Risto Kurkinen | 40 | 17 | 22 | 39 | 10 | - | - | - | - | - |
| Steve Gotaas | 34 | 16 | 22 | 38 | 4 | - | - | - | - | - |
| Wilf Paiement | 28 | 17 | 18 | 35 | 52 | 5 | 0 | 2 | 2 | 15 |
| Scott Johnson | 51 | 19 | 11 | 30 | 31 | 2 | 0 | 1 | 1 | 33 |
| Mike Rowe | 80 | 8 | 21 | 29 | 137 | 6 | 0 | 0 | 0 | 13 |
| Troy Vollhoffer | 33 | 4 | 13 | 17 | 54 | - | - | - | - | - |
| Randy Taylor | 37 | 0 | 14 | 14 | 14 | - | - | - | - | - |
| Pat Mayer | 73 | 3 | 10 | 13 | 450 | 5 | 0 | 0 | 0 | 47 |
| Dave McLwain | 9 | 4 | 6 | 10 | 23 | 6 | 2 | 3 | 5 | 8 |
| Mark Kachowski | 25 | 3 | 6 | 9 | 72 | 5 | 0 | 2 | 2 | 11 |
| Chris Kontos | 10 | 3 | 6 | 9 | 8 | - | - | - | - | - |
| Roger Belanger | 5 | 1 | 3 | 4 | 6 | - | - | - | - | - |
| Jimmy Mann | 10 | 0 | 2 | 2 | 61 | - | - | - | - | - |
| Frank Pietrangelo | 15 | 0 | 0 | 0 | 2 | - | - | - | - | - |
| Pat Riggins | 17 | 0 | 0 | 0 | 17 | 2 | 0 | 0 | 0 | 0 |
| Jeff Cooper | 21 | 0 | 0 | 0 | 0 | 5 | 0 | 0 | 0 | 0 |
| Steve Guenette | 33 | 0 | 0 | 0 | 22 | - | - | - | - | - |

| NAME | REGULAR SEASON | | | | | |
|-------------------|----------------|-------------|------------|----------|-------------|-----------------|
| | GP | MIN | GA | SO | AVG | W-L |
| Pat Riggins | 18 | 956 | 43 | 0 | 2.69 | 13-2-0 |
| Steve Guenette | 33 | 1943 | 93 | 4 | 2.83 | 23-4-5 |
| Frank Pietrangelo | 15 | 868 | 43 | 2 | 2.97 | 11-3-1 |
| Jeff Cooper | 21 | 1195 | 80 | 0 | 4.02 | 11-5-4 |
| TOTALS | 82 | 4957 | 259 | 6 | 3.13 | 58-14-10 |

| NAME | PLAYOFFS | | | | | |
|----------------|----------|------------|-----------|----------|-------------|------------|
| | GP | MIN | GA | SO | AVG | W-L |
| Jeff Cooper | 5 | 236 | 16 | 0 | 4.07 | 1-3 |
| Rich Tabaracci | 1 | 13 | 1 | 0 | 4.61 | 0-0 |
| Pat Riggins | 2 | 110 | 12 | 0 | 6.55 | 1-1 |
| TOTALS | 6 | 359 | 29 | 0 | 4.84 | 2-4 |

INTERNATIONAL HOCKEY LEAGUE STANDINGS 1987-88

| EAST DIVISION | GP | W | L | OTL | PTS | GF | GA |
|---------------|----|----|----|-----|-----|-----|-----|
| | | | | | | | |
| MUSKEGON | 82 | 58 | 14 | 10 | 126 | 415 | 269 |
| Fort Wayne | 82 | 48 | 30 | 4 | 100 | 343 | 310 |
| Saginaw | 82 | 45 | 30 | 7 | 97 | 325 | 294 |
| Flint | 82 | 42 | 31 | 9 | 93 | 395 | 389 |
| Kalamazoo | 82 | 37 | 33 | 12 | 86 | 328 | 360 |

| WEST DIVISION | GP | W | L | OTL | PTS | GF | GA |
|---------------|----|----|----|-----|-----|-----|-----|
| | | | | | | | |
| Colorado | 82 | 44 | 35 | 3 | 91 | 344 | 354 |
| Salt Lake | 82 | 40 | 34 | 8 | 88 | 308 | 303 |
| Peoria | 82 | 34 | 41 | 7 | 75 | 301 | 338 |
| Milwaukee | 82 | 21 | 54 | 7 | 49 | 288 | 430 |

TURNER CUP FINALS

QUARTER-FINALS

Flint defeated MUSKEGON (4-2)
 Colorado defeated Kalamazoo (4-3)
 Saginaw defeated Fort Wayne(4-2)
 Salt Lake defeated Peoria (4-3)

SEMI-FINALS

Flint defeated Saginaw (4-2)
 Salt Lake defeated Colorado (4-2)

FINALS

Salt Lake defeated Flint (4-2) to win the Turner Cup

AMERICAN HOCKEY LEAGUE STANDINGS 1987-88

| SOUTHERN DIVISION | GP | W | L | T | PTS | GF | GA |
|-------------------|----|----|-------|----|-----|-----|-----|
| | | | | | | | |
| Hershey | 80 | 50 | 27(2) | 3 | 105 | 343 | 256 |
| Rochester | 80 | 46 | 27(1) | 7 | 100 | 328 | 272 |
| Adirondack | 80 | 42 | 27(4) | 11 | 99 | 306 | 275 |
| Binghamton | 80 | 38 | 34(3) | 8 | 87 | 353 | 300 |
| Utica | 80 | 34 | 35(2) | 11 | 81 | 318 | 307 |
| Newmarket | 80 | 33 | 39(6) | 8 | 80 | 282 | 328 |
| Baltimore | 80 | 13 | 58 | 9 | 35 | 268 | 434 |

| NORTHERN DIVISION | GP | W | L | T | PTS | GF | GA |
|-------------------|----|----|-------|---|-----|-----|-----|
| | | | | | | | |
| Maine | 80 | 44 | 29(4) | 7 | 99 | 308 | 284 |
| Fredericton | 80 | 42 | 30(3) | 8 | 95 | 370 | 318 |
| Sherbrooke | 80 | 42 | 34(1) | 4 | 89 | 316 | 243 |
| Nova Scotia | 80 | 35 | 36(2) | 9 | 81 | 323 | 343 |
| New Haven | 80 | 33 | 40(3) | 7 | 76 | 288 | 307 |
| Moncton | 80 | 27 | 45(2) | 8 | 64 | 286 | 358 |
| Springfield | 80 | 27 | 45(1) | 8 | 63 | 269 | 333 |

CALDER CUP FINALS

QUARTER-FINALS

Maine defeated Nova Scotia (4-1)
 Fredericton defeated Sherbrooke (4-2)
 Binghamton defeated Hershey (4-0)
 Adirondack defeated Rochester (4-3)

SEMI-FINALS

Fredericton defeated Maine (4-1)
 Adirondack defeated Hershey (4-0)

FINALS

Hershey defeated Fredericton (4-0) for the Calder Cup



| 1987-88 | GP | W | L | T | PTS | GF | GA | PPG | SHG | PEN | PIM |
|------------|----|---|---|---|-----|----|----|------|-----|-----|-----|
| PITTSBURGH | 3 | 0 | 2 | 1 | 1 | 7 | 11 | 1-15 | 0 | 26 | 66 |
| BOSTON | 3 | 2 | 0 | 1 | 5 | 11 | 7 | 1-15 | 3 | 26 | 55 |



AT PITTSBURGH (0-1-1)

Nov. 7 Pittsburgh 1 (Riggin) at BOSTON 4 (KEANS)
 Dec. 29 Boston 4 (Lemelin) at Pittsburgh 4 (Meloche)
 Jan. 7 BOSTON 3 (KEANS) at Pittsburgh 2 (Riggin)

AT BOSTON (0-1-0)

WG - Simonetti
 WG - Courtvall

GOALS & SHOTS BY PERIODS:

| PITTSBURGH | 1ST | 2ND | 3RD | OVT | TOTAL |
|------------|------|------|------|-----|--------|
| PITTSBURGH | 0-27 | 4-24 | 3-26 | 0-0 | 7-77 |
| BOSTON | 5-38 | 3-34 | 3-26 | 0-3 | 11-101 |

| PITTSBURGH | GP | G | A | PTS | PIM | SOG | BOSTON | GP | G | A | PTS | PIM | SOG | | |
|--------------|----------|---|---|-----|------------------|-----------|-----------|--------------|----------|---|-----|-----|-------------------|-----------|------------|
| Quinn | 2 | 2 | 2 | 4 | 2 | 10 | Neely | 3 | 2 | 3 | 5 | 8 | 7 | | |
| Cunneynworth | 3 | 2 | 0 | 2 | 11 | 7 | Middleton | 3 | 3 | 1 | 4 | 0 | 6 | | |
| Loney | 2 | 1 | 1 | 2 | 2 | 7 | O'Dwyer | 3 | 1 | 2 | 3 | 2 | 6 | | |
| Van Dorp | 2 | 1 | 1 | 2 | 0 | 5 | Courtvall | 3 | 2 | 0 | 2 | 4 | 6 | | |
| Dahlquist | 3 | 1 | 1 | 2 | 0 | 4 | Kluzak | 3 | 1 | 1 | 2 | 2 | 14 | | |
| McLlwin | 3 | 0 | 2 | 2 | 0 | 2 | Bourque | 3 | 0 | 2 | 2 | 0 | 13 | | |
| Joseph | 1 | 0 | 1 | 1 | 0 | 2 | Vesley | 3 | 0 | 2 | 2 | 2 | 8 | | |
| Simpson | 1 | 0 | 1 | 1 | 2 | 1 | Simonetti | 1 | 1 | 0 | 1 | 0 | 2 | | |
| Hunter | 2 | 0 | 1 | 1 | 0 | 1 | Byers | 1 | 0 | 1 | 1 | 0 | 2 | | |
| Lemieux | 2 | 0 | 1 | 1 | 2 | 11 | Markwart | 1 | 0 | 1 | 1 | 2 | 0 | | |
| Hillier | 3 | 0 | 1 | 1 | 4 | 3 | Burridge | 3 | 1 | 0 | 1 | 2 | 6 | | |
| Brown | 1 | 0 | 0 | 0 | 0 | 0 | Kasper | 3 | 0 | 1 | 1 | 2 | 3 | | |
| Charlesworth | 1 | 0 | 0 | 0 | 0 | 1 | Miller | 3 | 0 | 1 | 1 | 7 | 4 | | |
| Frawley | 1 | 0 | 0 | 0 | 0 | 0 | Thelven | 3 | 0 | 1 | 1 | 0 | 6 | | |
| Giffin | 1 | 0 | 0 | 0 | 0 | 1 | Lehmann | 1 | 0 | 0 | 0 | 2 | 0 | | |
| Gotaas | 1 | 0 | 0 | 0 | 2 | 1 | Lemelin | 1 | 0 | 0 | 0 | 0 | 0 | | |
| Hannan | 1 | 0 | 0 | 0 | 0 | 3 | Keans | 2 | 0 | 0 | 0 | 0 | 0 | | |
| Johnson | 1 | 0 | 0 | 0 | 2 | 1 | Larson | 2 | 0 | 0 | 0 | 4 | 5 | | |
| Mantha | 1 | 0 | 0 | 0 | 0 | 1 | Crowder | 3 | 0 | 0 | 0 | 4 | 2 | | |
| Mathiasen | 1 | 0 | 0 | 0 | 0 | 2 | Linseman | 3 | 0 | 0 | 0 | 2 | 3 | | |
| Meloche | 1 | 0 | 0 | 0 | 0 | 0 | Pederson | 3 | 0 | 0 | 0 | 4 | 2 | | |
| Siren | 1 | 0 | 0 | 0 | 2 | 0 | Plett | 3 | 0 | 0 | 0 | 8 | 3 | | |
| Bourque | 2 | 0 | 0 | 0 | 2 | 2 | Sweeney | 3 | 0 | 0 | 0 | 0 | 3 | | |
| Callander | 2 | 0 | 0 | 0 | 14 | 0 | | | | | | | | | |
| Ganchar | 2 | 0 | 0 | 0 | 0 | 5 | | | | | | | | | |
| Paient | 2 | 0 | 0 | 0 | 4 | 1 | | | | | | | | | |
| Riggin | 2 | 0 | 0 | 0 | 0 | 0 | | | | | | | | | |
| Kachowski | 2 | 0 | 0 | 0 | 0 | 0 | | | | | | | | | |
| Kontos | 2 | 0 | 0 | 0 | 0 | 1 | | | | | | | | | |
| Simmer | 2 | 0 | 0 | 0 | 0 | 1 | | | | | | | | | |
| Bodger | 3 | 0 | 0 | 0 | 11 | 4 | | | | | | | | | |
| Buskas | 3 | 0 | 0 | 0 | 6 | 0 | | | | | | | | | |
| TOTAL | 3 | | | | (7-12-19) | 66 | 77 | TOTAL | 3 | | | | (11-16-27) | 55 | 101 |

| GOALTENDERS | GP | MP | GF | GA | ENG | SO | AVG | SAVES | SPCT. | W-L-T |
|-------------------------|----------|------------|-----------|-----------|----------|----------|-------------|-----------|-------------|--------------|
| Riggin (P) | 2 | 120 | 3 | 7 | 0 | 0 | 3.50 | 50 | .877 | 0-2-0 |
| Meloche (P) | 1 | 65 | 4 | 4 | 0 | 0 | 3.69 | 40 | .909 | 0-0-1 |
| PITTSBURGH TOTAL | 3 | 185 | 7 | 11 | 0 | 0 | 3.57 | 90 | .891 | 0-2-1 |
| Keans (B) | 2 | 120 | 7 | 3 | 0 | 0 | 1.50 | 47 | .940 | 2-0-0 |
| Lemelin (B) | 1 | 65 | 4 | 4 | 0 | 0 | 3.69 | 23 | .852 | 0-0-1 |
| BOSTON TOTAL | 3 | 185 | 11 | 7 | 0 | 0 | 2.27 | 70 | .909 | 2-0-1 |

POWER PLAY GOALS: PITTSBURGH (1 for 15) - Cunneynworth
 BOSTON (1 for 15) - Courtvall

SHORTHAND GOALS: BOSTON (3) Middleton, Kluzak & Burridge

| BOSTON BRUINS | GP | W | L | T | PTS | GF | GA |
|------------------------|-----------|-----------|-----------|-----------|-----------|------------|------------|
| Pittsburgh Home | 46 | 12 | 24 | 10 | 34 | 138 | 181 |
| Pittsburgh Away | 45 | 5 | 36 | 4 | 14 | 121 | 215 |
| 1967-1988 TOTAL | 91 | 17 | 60 | 14 | 48 | 259 | 396 |

LAST WIN BY:
 PITTSBURGH at Home: November 12, 1986 (2-1) (0-1-1 since last win)
 PITTSBURGH on Road: March 9, 1985 (6-5 OT) (0-4-0 since last win)
 BOSTON at Home: November 7, 1987 (4-1) (0-0-0 since last win)
 BOSTON on Road: January 7, 1988 (3-2) (0-0-0 since last win)



| 1987-88 | GP | W | L | T | PTS | GF | GA | PPG | SHG | PEN | PIM |
|------------|----|---|---|---|-----|----|----|------|-----|-----|-----|
| PITTSBURGH | 3 | 2 | 0 | 1 | 5 | 16 | 9 | 4-21 | 1 | 35 | 76 |
| BUFFALO | 3 | 0 | 2 | 1 | 1 | 9 | 16 | 4-18 | 0 | 36 | 81 |



AT PITTSBURGH (2-0-0)

Oct. 13 Buffalo 3 (Cloutier) at PITTSBURGH 8 (RIGGIN)
 Oct. 24 Buffalo 3 (Cloutier) at PITTSBURGH 5 (MELOCHE)
 Dec. 27 Pittsburgh 3 (Riggin) at Buffalo 3 (Barraso)

AT BUFFALO (0-0-1)

WG - Simmer
 WG - Simpson

Barraso replaced Cloutier at 20:00 on October 13th

GOALS & SHOTS BY PERIODS:

| PITTSBURGH | 1ST | 2ND | 3RD | OVT | TOTAL |
|------------|------|------|------|-----|--------|
| PITTSBURGH | 4-35 | 5-35 | 7-38 | 0-2 | 16-110 |
| BUFFALO | 2-18 | 3-26 | 4-34 | 0-1 | 9-79 |

| PITTSBURGH | GP | G | A | PTS | PIM | SOG | BUFFALO | GP | G | A | PTS | PIM | SOG | | |
|--------------|----------|---|---|-----|-------------------|-----------|------------|--------------|----------|---|-----|-----|------------------|-----------|-----------|
| Lemieux | 3 | 3 | 5 | 8 | 8 | 22 | Housley | 3 | 3 | 0 | 3 | 2 | 11 | | |
| Simpson | 2 | 3 | 4 | 7 | 0 | 7 | Foligno | 3 | 2 | 1 | 3 | 11 | 4 | | |
| Simmer | 2 | 2 | 2 | 4 | 0 | 4 | Ramsey | 3 | 1 | 2 | 3 | 2 | 4 | | |
| Kontos | 3 | 1 | 3 | 4 | 0 | 1 | Ruuttu | 3 | 1 | 2 | 3 | 2 | 4 | | |
| Bodger | 3 | 2 | 1 | 3 | 6 | 7 | Andreychuk | 3 | 1 | 1 | 2 | 4 | 9 | | |
| Cunneynworth | 3 | 1 | 2 | 3 | 10 | 11 | Johansson | 3 | 0 | 2 | 2 | 2 | 8 | | |
| Hannan | 2 | 1 | 1 | 2 | 2 | 3 | Napier | 3 | 0 | 2 | 2 | 0 | 2 | | |
| Joseph | 2 | 0 | 2 | 2 | 2 | 1 | Priestlay | 1 | 1 | 0 | 1 | 0 | 2 | | |
| Quinn | 2 | 0 | 2 | 2 | 2 | 8 | McSween | 1 | 0 | 1 | 1 | 2 | 1 | | |
| Ganchar | 1 | 1 | 0 | 1 | 0 | 3 | Creighton | 2 | 0 | 1 | 1 | 2 | 3 | | |
| Aitken | 2 | 1 | 0 | 1 | 0 | 4 | Gillies | 2 | 0 | 1 | 1 | 4 | 1 | | |
| Hillier | 2 | 1 | 0 | 1 | 6 | 3 | Sheppard | 2 | 0 | 1 | 1 | 0 | 4 | | |
| Bourque | 1 | 0 | 1 | 1 | 0 | 5 | Ruff | 3 | 0 | 1 | 1 | 6 | 7 | | |
| Loney | 1 | 0 | 1 | 1 | 0 | 3 | Smith | 3 | 0 | 1 | 1 | 6 | 7 | | |
| Siren | 1 | 0 | 1 | 1 | 0 | 1 | Anderson | 1 | 0 | 0 | 0 | 2 | 1 | | |
| Johnson | 3 | 0 | 1 | 1 | 2 | 2 | Cyr | 1 | 0 | 0 | 0 | 4 | 0 | | |
| McLlwin | 3 | 0 | 1 | 1 | 0 | 4 | Lohan | 1 | 0 | 0 | 0 | 0 | 0 | | |
| Brown | 1 | 0 | 0 | 0 | 0 | 0 | Maguire | 1 | 0 | 0 | 0 | 0 | 0 | | |
| Callander | 1 | 0 | 0 | 0 | 2 | 3 | Reekie | 1 | 0 | 0 | 0 | 0 | 1 | | |
| Dahlquist | 1 | 0 | 0 | 0 | 0 | 0 | Barraso | 2 | 0 | 0 | 0 | 0 | 0 | | |
| Gruhl | 1 | 0 | 0 | 0 | 0 | 0 | Cloutier | 2 | 0 | 0 | 0 | 0 | 0 | | |
| Hunter | 1 | 0 | 0 | 0 | 2 | 5 | Dykstra | 2 | 0 | 0 | 0 | 7 | 0 | | |
| Meloche | 1 | 0 | 0 | 0 | 0 | 0 | Hospodar | 2 | 0 | 0 | 0 | 5 | 0 | | |
| Van Dorp | 1 | 0 | 0 | 0 | 0 | 0 | Tucker | 2 | 0 | 0 | 0 | 2 | 3 | | |
| Frawley | 2 | 0 | 0 | 0 | 8 | 3 | Arniel | 3 | 0 | 0 | 0 | 6 | 2 | | |
| Mantha | 2 | 0 | 0 | 0 | 2 | 4 | Krupp | 3 | 0 | 0 | 0 | 10 | 1 | | |
| Paient | 2 | 0 | 0 | 0 | 2 | 4 | Turgeon | 3 | 0 | 0 | 0 | 0 | 2 | | |
| Riggin | 2 | 0 | 0 | 0 | 2 | 0 | Bench | | | | | | | | |
| Buskas | 3 | 0 | 0 | 0 | 9 | 2 | | | | | | | | | |
| Kachowski | 3 | 0 | 0 | 0 | 9 | 0 | | | | | | | | | |
| Bench | | | | | 2 | | | | | | | | | | |
| TOTAL | 3 | | | | (16-27-43) | 76 | 110 | TOTAL | 3 | | | | (9-16-25) | 81 | 79 |

| GOALTENDERS | GP | MP | GF | GA | ENG | SO | AVG | SAVES | SPCT. | W-L-T |
|-------------------------|----------|------------|-----------|-----------|----------|----------|-------------|-----------|-------------|--------------|
| Riggin (P) | 2 | 125 | 11 | 6 | 0 | 0 | 2.88 | 45 | .882 | 1-0-1 |
| Meloche (P) | 1 | 60 | 5 | 3 | 0 | 0 | 3.00 | 25 | .892 | 1-0-0 |
| PITTSBURGH TOTAL | 3 | 185 | 16 | 9 | 0 | 0 | 2.92 | 70 | .886 | 2-0-1 |
| Barraso (B) | 2 | 105 | 5 | 7 | 0 | 0 | 4.00 | 57 | .891 | 0-0-1 |
| Cloutier (B) | 2 | 80 | 4 | 8 | 1 | 0 | 6.00 | 37 | .882 | 0-2-0 |
| BUFFALO TOTAL | 3 | 185 | 9 | 16 | 0 | 0 | 5.19 | 94 | .855 | 0-2-1 |

POWER PLAY GOALS: PITTSBURGH (4 for 21) - Bodger (2) & Lemieux (2)
 BUFFALO (4 for 18) - Ruuttu, Foligno, Ramsey & Andreychuk

SHORTHAND GOAL: PITTSBURGH (1) - Hannan

| BUFFALO SABRES | GP | W | L | T | PTS | GF | GA |
|------------------------|-----------|-----------|-----------|-----------|-----------|------------|------------|
| Pittsburgh Home | 38 | 14 | 12 | 12 | 40 | 143 | 138 |
| Pittsburgh Away | 37 | 5 | 19 | 13 | 23 | 96 | 165 |
| 1970-1988 TOTAL | 75 | 19 | 31 | 25 | 63 | 239 | 303 |

LAST WIN BY:
 PITTSBURGH at Home: October 24, 1988 (5-3) (0-0-0 since last win)
 PITTSBURGH on Road: October 17, 1986 (7-3) (0-0-2 since last win)
 BUFFALO at Home: March 22, 1985 (3-1) (0-2-2 since last win)
 BUFFALO on Road: February 8, 1984 (6-5 OT) (0-3-3 since last win)



| | | | | | | | | | | | |
|------------|----|---|---|---|-----|----|----|------|-----|-----|-----|
| 1987-88 | GP | W | L | T | PTS | GF | GA | PPG | SHG | PEN | PIM |
| PITTSBURGH | 3 | 2 | 0 | 1 | 5 | 14 | 10 | 1-14 | 0 | 30 | 94 |
| CALGARY | 3 | 0 | 2 | 1 | 1 | 10 | 14 | 3-13 | 0 | 31 | 96 |

AT PITTSBURGH (1-0-0)
 Nov. 21 Pittsburgh 4 (Riggin) at Calgary 4 (Dadswell)
 Dec. 9 Buffalo 2 (Dadswell) at PITTSBURGH 5 (MELOCHE)
 Mar. 7 PITTSBURGH 5 (GUENETTE) at Calgary 4 (Vernon)
 Vernon replaced Dadswell at 45:44 on December 9th

AT CALGARY (1-0-1)
 WG - Cunneynworth
 WG - Quinn

| | | | | | |
|--------------------------------------|------------|------------|------------|------------|--------------|
| GOALS & SHOTS BY PERIODS: | 1ST | 2ND | 3RD | OVT | TOTAL |
| PITTSBURGH | 6-38 | 1-30 | 7-29 | 0-1 | 14-98 |
| CALGARY | 1-27 | 7-33 | 2-40 | 0-2 | 10-102 |

| PITTSBURGH | GP | G | A | PTS | PIM | SOG | CALGARY | GP | G | A | PTS | PIM | SOG |
|--------------|----------|---|-------------------|-----------|-----------|-----|--------------|----------|---|-------------------|-----------|------------|-----|
| Lemieux | 3 | 3 | 6 | 9 | 0 | 16 | Loob | 3 | 1 | 2 | 3 | 4 | 7 |
| Coffey | 2 | 1 | 4 | 5 | 4 | 7 | Mullen | 3 | 1 | 2 | 3 | 0 | 10 |
| Quinn | 3 | 4 | 0 | 4 | 0 | 12 | Peplinski | 3 | 1 | 2 | 3 | 6 | 8 |
| Callander | 2 | 3 | 1 | 4 | 2 | 7 | Hunter | 3 | 2 | 0 | 2 | 6 | 4 |
| Cunneynworth | 2 | 2 | 2 | 4 | 4 | 8 | Bullard | 3 | 2 | 0 | 2 | 10 | 8 |
| Simpson | 1 | 0 | 2 | 2 | 0 | 2 | Wilson | 2 | 1 | 1 | 2 | 0 | 4 |
| Brown | 3 | 0 | 2 | 2 | 2 | 3 | Suter | 3 | 1 | 1 | 2 | 2 | 7 |
| Hannan | 1 | 1 | 0 | 1 | 0 | 3 | Glynn | 3 | 0 | 2 | 2 | 16 | 2 |
| Errey | 1 | 0 | 1 | 1 | 0 | 1 | Otto | 3 | 0 | 2 | 2 | 9 | 6 |
| Ganchar | 1 | 0 | 1 | 1 | 2 | 1 | Patterson | 2 | 1 | 0 | 1 | 0 | 1 |
| Kontos | 1 | 0 | 1 | 1 | 0 | 0 | Hrdina | 1 | 0 | 1 | 1 | 0 | 1 |
| Zalapski | 1 | 0 | 1 | 1 | 0 | 1 | Sheehy | 2 | 0 | 1 | 1 | 8 | 2 |
| Frawley | 2 | 0 | 1 | 1 | 2 | 4 | MacInnis | 3 | 0 | 1 | 1 | 2 | 16 |
| Hunter | 2 | 0 | 1 | 1 | 17 | 1 | McCrimmon | 3 | 0 | 1 | 1 | 0 | 3 |
| Siren | 3 | 0 | 1 | 1 | 0 | 4 | Berezan | 1 | 0 | 0 | 0 | 0 | 2 |
| Dahlquist | 1 | 0 | 0 | 0 | 2 | 3 | Churla | 1 | 0 | 0 | 0 | 7 | 0 |
| Gotaas | 1 | 0 | 0 | 0 | 0 | 1 | Coxe | 1 | 0 | 0 | 0 | 2 | 0 |
| Guenette | 1 | 0 | 0 | 0 | 0 | 0 | McDonald | 1 | 0 | 0 | 0 | 0 | 2 |
| Mantha | 1 | 0 | 0 | 0 | 4 | 2 | Murzyn | 1 | 0 | 0 | 0 | 5 | 2 |
| Mann | 1 | 0 | 0 | 0 | 19 | 0 | Bozek | 2 | 0 | 0 | 0 | 0 | 1 |
| Meloche | 1 | 0 | 0 | 0 | 0 | 0 | Dadswell | 2 | 0 | 0 | 0 | 0 | 0 |
| Riggin | 1 | 0 | 0 | 0 | 0 | 0 | Hull | 2 | 0 | 0 | 0 | 2 | 4 |
| Schmidt | 1 | 0 | 0 | 0 | 0 | 0 | Nieuwendyk | 2 | 0 | 0 | 0 | 0 | 2 |
| Stevens | 1 | 0 | 0 | 0 | 0 | 4 | Roberts | 2 | 0 | 0 | 0 | 17 | 3 |
| Van Dorp | 1 | 0 | 0 | 0 | 0 | 1 | Tonelli | 2 | 0 | 0 | 0 | 0 | 5 |
| Bodger | 2 | 0 | 0 | 0 | 2 | 3 | Vernon | 2 | 0 | 0 | 0 | 0 | 0 |
| Hillier | 2 | 0 | 0 | 0 | 0 | 1 | Nattress | 3 | 0 | 0 | 0 | 0 | 2 |
| Johnson | 2 | 0 | 0 | 0 | 0 | 4 | | | | | | | |
| Mathiasen | 2 | 0 | 0 | 0 | 4 | 1 | | | | | | | |
| McLlwain | 2 | 0 | 0 | 0 | 0 | 2 | | | | | | | |
| Buskas | 3 | 0 | 0 | 0 | 4 | 2 | | | | | | | |
| Loney | 3 | 0 | 0 | 0 | 28 | 3 | | | | | | | |
| Simmer | 3 | 0 | 0 | 0 | 0 | 1 | | | | | | | |
| Bench | | | | | | 2 | | | | | | | |
| TOTAL | 3 | | (14-24-38) | 94 | 98 | | TOTAL | 3 | | (10-16-26) | 96 | 102 | |

| GOALTENDERS | GP | MP | GF | GA | ENG | SO | AVG | SAVES | SPCT. | W-L-T |
|-------------------------|----------|------------|-----------|-----------|----------|----------|-------------|-----------|-------------|--------------|
| Meloche (P) | 1 | 60 | 5 | 2 | 0 | 0 | 2.00 | 26 | .929 | 1-0-0 |
| Riggin (P) | 1 | 65 | 4 | 4 | 0 | 0 | 3.69 | 35 | .897 | 0-0-1 |
| Guenette (P) | 1 | 60 | 5 | 4 | 0 | 0 | 4.00 | 31 | .886 | 1-0-0 |
| PITTSBURGH TOTAL | 3 | 185 | 14 | 10 | 0 | 0 | 3.24 | 92 | .902 | 2-0-1 |
| Dadswell (C) | 2 | 111 | 6 | 8 | 0 | 0 | 4.32 | 59 | .881 | 0-1-1 |
| Vernon (C) | 2 | 74 | 4 | 6 | 0 | 0 | 4.86 | 25 | .806 | 0-1-0 |
| CALGARY TOTAL | 3 | 185 | 10 | 14 | 0 | 0 | 4.54 | 84 | .857 | 0-2-1 |

POWER PLAY GOALS: PITTSBURGH (1 for 14) - Cunneynworth
 CALGARY (3 for 13) - Wilson, Bullard & Suter

| CALGARY FLAMES | GP | W | L | T | PTS | GF | GA |
|------------------------|-----------|-----------|-----------|-----------|-----------|------------|------------|
| Pittsburgh Home | 30 | 13 | 9 | 8 | 34 | 107 | 105 |
| Pittsburgh Away | 30 | 7 | 16 | 7 | 21 | 85 | 119 |
| 1972-1988 TOTAL | 60 | 20 | 25 | 15 | 55 | 192 | 224 |

LAST WIN BY:
 PITTSBURGH at Home: December 9, 1987 (5-2) (0-0-0 since last win)
 PITTSBURGH on Road: March 7, 1988 (5-4) (0-0-0 since last win)
 CALGARY at Home: March 4, 1986 (3-1) (0-2-1 since last win)
 CALGARY on Road: February 17, 1987 (3-1) (0-1-0 since last win)



| | | | | | | | | | | | |
|------------|----|---|---|---|-----|----|----|------|-----|-----|-----|
| 1987-88 | GP | W | L | T | PTS | GF | GA | PPG | SHG | PEN | PIM |
| PITTSBURGH | 3 | 2 | 1 | 0 | 4 | 17 | 12 | 8-20 | 1 | 43 | 134 |
| CHICAGO | 3 | 1 | 2 | 0 | 2 | 12 | 17 | 4-22 | 1 | 41 | 122 |

AT PITTSBURGH (1-0-0)
 Jan. 20 PITTSBURGH 8 (PIETRANGELO) at Chicago 3 (Mason)
 Jan. 30 Chicago 2 (Pang) at PITTSBURGH 4 (PIETRANGELO)
 Feb. 28 Pittsburgh 5 (Pietrangelo) at CHICAGO 7 (PANG)
 Pang replaced Mason at 40:00 on January 20th

AT CHICAGO (1-1-0)
 WG - Lemieux
 WG - Kachowski
 WG - Vaive

| | | | | | |
|--------------------------------------|------------|------------|------------|------------|--------------|
| GOALS & SHOTS BY PERIODS: | 1ST | 2ND | 3RD | OVT | TOTAL |
| PITTSBURGH | 6-39 | 7-36 | 4-30 | *** | 17-105 |
| CHICAGO | 5-31 | 4-36 | 3-34 | *** | 12-101 |

| PITTSBURGH | GP | G | A | PTS | PIM | SOG | CHICAGO | GP | G | A | PTS | PIM | SOG |
|--------------|----------|---|-------------------|------------|------------|-----|--------------|----------|---|-------------------|------------|------------|-----|
| Coffey | 3 | 4 | 6 | 10 | 22 | 16 | Vaive | 3 | 3 | 3 | 6 | 4 | 8 |
| Lemieux | 3 | 1 | 6 | 7 | 2 | 18 | Cassidy | 3 | 0 | 5 | 5 | 4 | 7 |
| Quinn | 3 | 6 | 0 | 6 | 2 | 12 | Savard | 3 | 0 | 5 | 5 | 4 | 6 |
| Brown | 3 | 2 | 1 | 3 | 10 | 6 | T. Murray | 3 | 3 | 1 | 4 | 7 | 14 |
| Simmer | 3 | 1 | 2 | 3 | 0 | 4 | Larmer | 3 | 2 | 1 | 3 | 4 | 7 |
| Siren | 3 | 0 | 3 | 3 | 8 | 2 | Graham | 3 | 0 | 3 | 3 | 2 | 6 |
| Kachowski | 2 | 1 | 1 | 2 | 4 | 5 | Thomas | 2 | 1 | 1 | 2 | 9 | 5 |
| Hunter | 3 | 1 | 1 | 2 | 2 | 5 | Nylund | 3 | 0 | 2 | 2 | 9 | 6 |
| Bodger | 3 | 0 | 2 | 2 | 2 | 13 | Watson | 2 | 1 | 0 | 1 | 0 | 5 |
| Gotaas | 3 | 0 | 2 | 2 | 17 | 0 | Noonan | 3 | 1 | 0 | 1 | 0 | 8 |
| Cunneynworth | 1 | 1 | 0 | 1 | 0 | 4 | Ludzik | 3 | 1 | 0 | 1 | 0 | 1 |
| Bourque | 1 | 0 | 1 | 1 | 2 | 2 | B. Murray | 3 | 0 | 1 | 1 | 4 | 11 |
| Dahlquist | 1 | 0 | 1 | 1 | 0 | 1 | Mackey | 1 | 0 | 0 | 0 | 2 | 0 |
| Callander | 2 | 0 | 1 | 1 | 5 | 2 | Presley | 1 | 0 | 0 | 0 | 2 | 0 |
| Hillier | 2 | 0 | 1 | 1 | 10 | 2 | Sutter | 1 | 0 | 0 | 0 | 0 | 0 |
| Erickson | 1 | 0 | 0 | 0 | 0 | 2 | Vincelette | 1 | 0 | 0 | 0 | 0 | 0 |
| Errey | 1 | 0 | 0 | 0 | 0 | 0 | Wilson | 1 | 0 | 0 | 0 | 4 | 3 |
| Frawley | 1 | 0 | 0 | 0 | 12 | 2 | Manson | 1 | 0 | 0 | 0 | 17 | 3 |
| Ganchar | 1 | 0 | 0 | 0 | 5 | 0 | Mason | 1 | 0 | 0 | 0 | 0 | 0 |
| Giffin | 1 | 0 | 0 | 0 | 2 | 1 | McGill | 2 | 0 | 0 | 0 | 9 | 1 |
| Mann | 1 | 0 | 0 | 0 | 0 | 0 | Sanipass | 2 | 0 | 0 | 0 | 7 | 2 |
| Van Dorp | 1 | 0 | 0 | 0 | 0 | 0 | Stapleton | 2 | 0 | 0 | 0 | 17 | 3 |
| Young | 1 | 0 | 0 | 0 | 0 | 0 | Bergevin | 3 | 0 | 0 | 0 | 15 | 3 |
| Johnson | 2 | 0 | 0 | 0 | 2 | 2 | Cochrane | 3 | 0 | 0 | 0 | 0 | 2 |
| McLlwain | 2 | 0 | 0 | 0 | 2 | 1 | Pang | 3 | 0 | 0 | 0 | 2 | 0 |
| Buskas | 3 | 0 | 0 | 0 | 11 | 3 | | | | | | | |
| Loney | 3 | 0 | 0 | 0 | 12 | 2 | | | | | | | |
| Pietrangelo | 3 | 0 | 0 | 0 | 0 | 2 | | | | | | | |
| TOTAL | 3 | | (17-28-45) | 134 | 105 | | TOTAL | 3 | | (12-22-34) | 122 | 101 | |

| GOALTENDERS | GP | MP | GF | GA | ENG | SO | AVG | SAVES | SPCT. | W-L-T |
|-------------------------|----------|------------|-----------|-----------|----------|----------|-------------|-----------|-------------|--------------|
| Pietrangelo (P) | 3 | 180 | 17 | 12 | 0 | 0 | 4.00 | 89 | .881 | 2-1-0 |
| PITTSBURGH TOTAL | 3 | 180 | 17 | 12 | 0 | 0 | 4.00 | 89 | .881 | 2-1-0 |
| Pang (C) | 3 | 140 | 10 | 11 | 0 | 0 | 4.71 | 65 | .845 | 1-1-0 |
| Mason (C) | 1 | 40 | 2 | 6 | 0 | 0 | 9.00 | 23 | .793 | 0-1-0 |
| CHICAGO TOTAL | 3 | 180 | 12 | 17 | 0 | 0 | 5.67 | 88 | .838 | 1-2-0 |

POWER PLAY GOALS: PITTSBURGH (8 for 20) - Quinn (6), Simmer & Cunneynworth
 CHICAGO (4 for 22) - Vaive (2), Thomas & Ludzik

SHORTHANDED GOALS: PITTSBURGH (1) - Coffey
 CHICAGO (1) - T. Murray

| CHICAGO BLACK HAWKS | GP | W | L | T | PTS | GF | GA |
|------------------------|-----------|-----------|-----------|-----------|-----------|------------|------------|
| Pittsburgh Home | 43 | 20 | 19 | 4 | 44 | 145 | 135 |
| Pittsburgh Away | 45 | 6 | 30 | 9 | 21 | 123 | 188 |
| 1967-1988 TOTAL | 88 | 26 | 49 | 13 | 65 | 268 | 323 |

LAST WIN BY:
 PITTSBURGH at Home: January 30, 1988 (4-2) (0-0-0 since last win)
 PITTSBURGH on Road: January 20, 1988 (8-3) (0-1-0 since last win)
 CHICAGO at Home: February 28, 1988 (7-5) (0-0-0 since last win)
 CHICAGO on Road: February 28, 1987 (2-1) (0-1-0 since last win)



| 1987-88 | GP | W | L | T | PTS | GF | GA | PPG | SHG | PEN | PIM |
|------------|----|---|---|---|-----|----|----|------|-----|-----|-----|
| PITTSBURGH | 3 | 1 | 2 | 0 | 2 | 13 | 15 | 4-21 | 0 | 24 | 62 |
| DETROIT | 3 | 2 | 1 | 0 | 4 | 15 | 13 | 4-18 | 3 | 30 | 77 |

AT PITTSBURGH (1-0-0)

Oct. 23 Pittsburgh 2 (Riggin) at DETROIT 5 (HANLON)
 Dec. 26 Detroit 3 (Stefan) at PITTSBURGH 4 (MELOCHE)
 Jan. 10 Pittsburgh 5 (Meloche) at DETROIT 7 (HANLON)

Hanlon replaced Stefan from 50:02 to 50:31 on Dec. 26th



AT DETROIT (0-2-0)

WG - Klima
 WG - Lemieux
 WG - Yzerman

GOALS & SHOTS BY PERIODS:

| PITTSBURGH | 1ST | 2ND | 3RD | OVT | TOTAL |
|------------|--------------|--------------|--------------|-----|----------------|
| DETROIT | 6-24 7-29 | 2-30 6-28 | 5-20 2-25 | *** | 13-74 15-82 |

| PITTSBURGH | GP | G | A | PTS | PIM | SOG | DETROIT | GP | G | A | PTS | PIM | SOG |
|--------------|----------|---|-------------------|-----------|-----------|-----|--------------|----------|---|-------------------|-----------|-----------|-----|
| Lemieux | 3 | 6 | 3 | 9 | 2 | 18 | Yzerman | 3 | 4 | 3 | 7 | 2 | 9 |
| Cunneynworth | 3 | 3 | 5 | 8 | 2 | 10 | Gallant | 3 | 1 | 4 | 5 | 9 | 8 |
| Bourque | 2 | 0 | 3 | 3 | 0 | 3 | Chabot | 3 | 0 | 5 | 5 | 2 | 0 |
| Callander | 2 | 0 | 3 | 3 | 0 | 1 | Klima | 3 | 4 | 0 | 4 | 2 | 10 |
| Dahlquist | 3 | 0 | 3 | 3 | 4 | 0 | Veitch | 3 | 1 | 3 | 4 | 4 | 8 |
| Mantha | 1 | 0 | 2 | 2 | 0 | 3 | Burr | 3 | 1 | 2 | 3 | 2 | 5 |
| Charlesworth | 1 | 1 | 0 | 1 | 0 | 1 | Halward | 3 | 0 | 3 | 3 | 4 | 2 |
| Gruhl | 1 | 1 | 0 | 1 | 0 | 5 | Probert | 2 | 2 | 0 | 2 | 4 | 5 |
| Quinn | 2 | 1 | 0 | 1 | 0 | 5 | Barr | 2 | 0 | 2 | 2 | 0 | 1 |
| McLlwain | 3 | 1 | 0 | 1 | 0 | 6 | Sharples | 3 | 0 | 2 | 2 | 7 | 5 |
| Gotaas | 1 | 0 | 1 | 1 | 0 | 0 | Delorme | 2 | 1 | 0 | 1 | 15 | 3 |
| Simpson | 1 | 0 | 1 | 1 | 0 | 0 | Ashton | 3 | 1 | 0 | 1 | 4 | 8 |
| Ganchar | 2 | 0 | 1 | 1 | 4 | 4 | Graves | 1 | 0 | 1 | 1 | 2 | 0 |
| Johnson | 2 | 0 | 1 | 1 | 2 | 0 | Snepsts | 1 | 0 | 1 | 1 | 0 | 0 |
| Loney | 2 | 0 | 1 | 1 | 14 | 2 | Murphy | 3 | 0 | 1 | 1 | 2 | 4 |
| Hillier | 3 | 0 | 1 | 1 | 2 | 1 | O'Connell | 3 | 0 | 1 | 1 | 6 | 6 |
| Brown | 1 | 0 | 0 | 0 | 0 | 0 | Eaves | 1 | 0 | 0 | 0 | 0 | 0 |
| Frawley | 1 | 0 | 0 | 0 | 2 | 1 | Higgins | 1 | 0 | 0 | 0 | 2 | 0 |
| Giffin | 1 | 0 | 0 | 0 | 2 | 0 | Kumpel | 1 | 0 | 0 | 0 | 0 | 0 |
| Hannan | 1 | 0 | 0 | 0 | 0 | 0 | Stefan | 1 | 0 | 0 | 0 | 0 | 0 |
| Joseph | 1 | 0 | 0 | 0 | 0 | 1 | Bridgman | 2 | 0 | 0 | 0 | 0 | 1 |
| Riggin | 1 | 0 | 0 | 0 | 0 | 0 | Kocur | 2 | 0 | 0 | 0 | 0 | 0 |
| Van Dorp | 1 | 0 | 0 | 0 | 2 | 0 | Norwood | 2 | 0 | 0 | 0 | 4 | 4 |
| Bodger | 2 | 0 | 0 | 0 | 0 | 3 | Oates | 2 | 0 | 0 | 0 | 0 | 2 |
| Hunter | 2 | 0 | 0 | 0 | 2 | 1 | Zombo | 2 | 0 | 0 | 0 | 2 | 1 |
| Kachowski | 2 | 0 | 0 | 0 | 9 | 0 | Hanlon | 3 | 0 | 0 | 0 | 2 | 0 |
| Kontos | 2 | 0 | 0 | 0 | 0 | 0 | Bench | | | | | 2 | |
| Paiement | 2 | 0 | 0 | 0 | 2 | 0 | | | | | | | |
| Buskas | 3 | 0 | 0 | 0 | 9 | 5 | | | | | | | |
| Meloche | 3 | 0 | 0 | 0 | 0 | 0 | | | | | | | |
| Simmer | 3 | 0 | 0 | 0 | 2 | 4 | | | | | | | |
| Bench | | | | | | | | | | | | | |
| TOTAL | 3 | | (13-25-38) | 62 | 74 | | TOTAL | 3 | | (15-28-43) | 77 | 82 | |

| GOALTENDERS | GP | MP | GF | GA | ENG | SO | AVG | SAVES | SPCT. | W-L-T |
|-------------------------|----------|------------|-----------|-----------|----------|----------|-------------|-----------|-------------|--------------|
| Meloche (P) | 3 | 180 | 13 | 11 | 0 | 0 | 4.13 | 62 | .849 | 1-1-0 |
| Riggin (P) | 1 | 20 | 0 | 3 | 1 | 0 | 9.00 | 5 | .556 | 0-1-0 |
| PITTSBURGH TOTAL | 3 | 180 | 13 | 15 | 0 | 0 | 5.00 | 67 | .817 | 1-2-0 |
| Hanlon (D) | 3 | 120 | 12 | 7 | 0 | 0 | 3.50 | 31 | .816 | 2-0-0 |
| Stefan (D) | 1 | 60 | 3 | 6 | 0 | 0 | 6.00 | 30 | .883 | 0-1-0 |
| DETROIT TOTAL | 3 | 180 | 15 | 13 | 0 | 0 | 4.33 | 61 | .824 | 2-1-0 |

POWER PLAY GOALS: PITTSBURGH (4 for 21) - Lemieux (3) & Quinn
 DETROIT (4 for 18) - Yzerman (2), Ashton & Probert

SHORTHANDED GOALS: DETROIT - (3) Klima (2) & Yzerman

| DETROIT RED WINGS | GP | W | L | T | PTS | GF | GA |
|------------------------|-----------|-----------|-----------|-----------|-----------|------------|------------|
| Pittsburgh Home | 49 | 33 | 13 | 3 | 69 | 210 | 143 |
| Pittsburgh Away | 50 | 8 | 34 | 8 | 24 | 131 | 198 |
| 1967-1988 TOTAL | 99 | 41 | 47 | 11 | 93 | 341 | 341 |

LAST WIN BY:
 PITTSBURGH at Home: December 26, 1987 (6-3) (0-0-0 since last win)
 PITTSBURGH on Road: February 21, 1986 (7-3) (0-3-0 since last win)
 DETROIT at Home: January 10, 1988 (7-5) (0-0-0 since last win)
 DETROIT on Road: January 18, 1987 (1-0) (0-2-0 since last win)



| 1987-88 | GP | W | L | T | PTS | GF | GA | PPG | SHG | PEN | PIM |
|------------|----|---|---|---|-----|----|----|------|-----|-----|-----|
| PITTSBURGH | 3 | 0 | 3 | 0 | 0 | 8 | 17 | 4-22 | 0 | 34 | 80 |
| EDMONTON | 3 | 3 | 0 | 0 | 6 | 17 | 8 | 6-19 | 1 | 35 | 85 |

AT PITTSBURGH (0-1-0)

Nov. 20 Pittsburgh 1 (Meloche) at EDMONTON 4 (FUHR)
 Jan. 25 EDMONTON 6 (FUHR) at Pittsburgh 4 (Pietrangelo)
 Feb. 19 Pittsburgh 3 (Pietrangelo) at EDMONTON 7 (FUHR)



AT EDMONTON (0-2-0)

WG - Messier
 WG - Huddy
 WG - Simpson

GOALS & SHOTS BY PERIODS:

| PITTSBURGH | 1ST | 2ND | 3RD | OVT | TOTAL |
|------------|--------------|--------------|--------------|-----|---------------|
| EDMONTON | 5-29 5-30 | 3-21 7-26 | 0-32 5-31 | *** | 8-82 17-87 |

| PITTSBURGH | GP | G | A | PTS | PIM | SOG | EDMONTON | GP | G | A | PTS | PIM | SOG |
|--------------|----------|---|------------------|-----------|-----------|-----|--------------|----------|---|-------------------|-----------|-----------|-----|
| Quinn | 3 | 2 | 2 | 4 | 0 | 9 | Messier | 3 | 1 | 6 | 7 | 6 | 9 |
| Coffey | 2 | 1 | 2 | 3 | 10 | 7 | Hannan | 2 | 3 | 2 | 5 | 10 | 5 |
| Bodger | 3 | 1 | 2 | 3 | 6 | 7 | Krushelnyski | 3 | 2 | 3 | 5 | 0 | 5 |
| Lemieux | 3 | 0 | 3 | 3 | 2 | 12 | Simpson | 2 | 2 | 2 | 4 | 0 | 4 |
| Erickson | 1 | 1 | 1 | 2 | 0 | 3 | Kurri | 3 | 2 | 2 | 4 | 2 | 10 |
| Brown | 3 | 1 | 1 | 2 | 0 | 4 | Lowe | 3 | 1 | 2 | 3 | 2 | 4 |
| Hunter | 2 | 0 | 2 | 2 | 8 | 3 | Smith | 3 | 1 | 2 | 3 | 10 | 2 |
| Siren | 3 | 0 | 2 | 2 | 4 | 7 | Tikkanen | 3 | 1 | 2 | 3 | 6 | 7 |
| Simpson | 1 | 1 | 0 | 1 | 0 | 4 | Huddy | 2 | 1 | 1 | 2 | 0 | 6 |
| McLlwain | 3 | 1 | 0 | 1 | 8 | 2 | McSorley | 2 | 1 | 1 | 2 | 2 | 3 |
| Bourque | 1 | 0 | 0 | 0 | 2 | 0 | Anderson | 3 | 1 | 1 | 2 | 2 | 6 |
| Dahlquist | 1 | 0 | 0 | 0 | 2 | 0 | Acton | 2 | 0 | 2 | 2 | 0 | 1 |
| Ganchar | 1 | 0 | 0 | 0 | 9 | 0 | Gretzky | 2 | 0 | 2 | 2 | 0 | 3 |
| Hannan | 1 | 0 | 0 | 0 | 0 | 0 | Hunter | 1 | 1 | 0 | 1 | 0 | 1 |
| Kontos | 1 | 0 | 0 | 0 | 0 | 0 | Lacombe | 1 | 0 | 1 | 1 | 0 | 0 |
| Mantha | 1 | 0 | 0 | 0 | 2 | 6 | Shudra | 1 | 0 | 1 | 1 | 2 | 1 |
| Mathiasen | 1 | 0 | 0 | 0 | 0 | 2 | Beukeboon | 3 | 0 | 1 | 1 | 10 | 5 |
| Meloche | 1 | 0 | 0 | 0 | 0 | 0 | MacTavish | 3 | 0 | 1 | 1 | 0 | 2 |
| Simmer | 1 | 0 | 0 | 0 | 0 | 1 | Muni | 3 | 0 | 1 | 1 | 10 | 2 |
| Young | 1 | 0 | 0 | 0 | 0 | 1 | Buchberger | 1 | 0 | 0 | 0 | 7 | 0 |
| Callander | 2 | 0 | 0 | 0 | 0 | 1 | Dykstra | 1 | 0 | 0 | 0 | 4 | 2 |
| Cunneynworth | 2 | 0 | 0 | 0 | 0 | 6 | Graves | 1 | 0 | 0 | 0 | 0 | 3 |
| Frawley | 2 | 0 | 0 | 0 | 0 | 0 | McMurphy | 1 | 0 | 0 | 0 | 0 | 1 |
| Gotaas | 2 | 0 | 0 | 0 | 2 | 0 | Odelein | 1 | 0 | 0 | 0 | 5 | 2 |
| Johnson | 2 | 0 | 0 | 0 | 0 | 1 | Wiemer | 1 | 0 | 0 | 0 | 2 | 1 |
| Kachowski | 2 | 0 | 0 | 0 | 12 | 1 | Fuhr | 3 | 0 | 0 | 0 | 0 | 0 |
| Pietrangelo | 2 | 0 | 0 | 0 | 0 | 0 | McClelland | 3 | 0 | 0 | 0 | 5 | 2 |
| Buskas | 3 | 0 | 0 | 0 | 2 | 2 | | | | | | | |
| Hillier | 3 | 0 | 0 | 0 | 2 | 1 | | | | | | | |
| Loney | 3 | 0 | 0 | 0 | 7 | 2 | | | | | | | |
| Bench | | | | | | 2 | | | | | | | |
| TOTAL | 3 | | (8-15-23) | 80 | 82 | | TOTAL | 3 | | (17-33-50) | 85 | 87 | |

| GOALTENDERS | GP | MP | GF | GA | ENG | SO | AVG | SAVES | SPCT. | W-L-T |
|-------------------------|----------|------------|----------|-----------|----------|----------|-------------|-----------|-------------|--------------|
| Meloche (P) | 1 | 60 | 1 | 4 | 0 | 0 | 4.00 | 27 | .871 | 0-1-0 |
| Pietrangelo (P) | 2 | 120 | 7 | 13 | 0 | 0 | 6.50 | 43 | .768 | 0-2-0 |
| PITTSBURGH TOTAL | 3 | 180 | 8 | 17 | 0 | 0 | 5.67 | 70 | .805 | 0-3-0 |

| | | | | | | | | | | |
|-----------------------|----------|------------|-----------|----------|----------|----------|-------------|-----------|-------------|--------------|
| Fuhr (E) | 3 | 180 | 17 | 8 | 0 | 0 | 2.66 | 74 | .902 | 3-0-0 |
| EDMONTON TOTAL | 3 | 180 | 17 | 8 | 0 | 0 | 2.66 | 74 | .902 | 3-0-0 |

POWER PLAY GOALS: PITTSBURGH (4 for 22) - Simpson, Quinn, Brown & Bodger
 EDMONTON (6 for 19) - Simpson (2), Smith, Tikkanen, Lowe & Krushelnyski
SHORTHANDED GOAL: EDMONTON (1) - Hannan

| EDMONTON OILERS | GP | W | L | T | PTS | GF | GA |
|------------------------|-----------|----------|-----------|----------|-----------|------------|------------|
| Pittsburgh Home | 14 | 5 | 8 | 1 | 11 | 51 | 71 |
| Pittsburgh Away | 15 | 1 | 13 | 1 | 3 | 49 | 93 |
| 1979-1988 TOTAL | 29 | 6 | 21 | 2 | 14 | 100 | 164 |

LAST WIN BY:
 PITTSBURGH at Home: February 24, 1987 (5-2) (0-1-0 since last win)
 PITTSBURGH on Road: January 22, 1986 (7-4) (0-4-0 since last win)
 EDMONTON at Home: February 19, 1988 (7-3) (0-0-0 since last win)
 EDMONTON on Road: January 25, 1988 (6-4) (0-0-0 since last win)



| 1987-88 | GP | W | L | T | PTS | GF | GA | PPG | SHG | PEN | PIM |
|-------------------|----|---|---|---|-----|----|----|------|-----|-----|-----|
| PITTSBURGH | 3 | 2 | 1 | 0 | 4 | 13 | 11 | 3-16 | 0 | 28 | 76 |
| HARTFORD | 3 | 1 | 2 | 0 | 2 | 11 | 13 | 5-15 | 0 | 29 | 86 |

AT PITTSBURGH (2-0-0)

Jan. 9 Pittsburgh 4 (Riggin/Meloche) at **HARTFORD 3** (LIUT)
 Feb. 6 Hartford 4 (Liut) at **Pittsburgh 5** (PIETRANGELO)
 Apr. 3 Hartford 2 (Brodeur) at **Pittsburgh 4** (GUENETTE)
 Meloche replaced Riggin at 20:00 on Jan. 9th
 * Dineen scored at 0:55 of overtime on Jan. 9th

AT HARTFORD (0-1-0)

WG - Dineen*
 WG - Simmer
 WG - Quinn

GOALS & SHOTS BY PERIODS:

| | 1ST | 2ND | 3RD | OVT | TOTAL |
|-------------------|------|------|------|-----|-------|
| PITTSBURGH | 2-32 | 5-28 | 6-29 | 0-0 | 13-89 |
| HARTFORD | 5-30 | 3-32 | 2-30 | 1-1 | 11-93 |

| PITTSBURGH | GP | G | A | PTS | PIM | SOG | HARTFORD | GP | G | A | PTS | PIM | SOG |
|--------------|----------|-------------------|-----------|-----------|--------------|----------|-------------------|-----------|-----------|---|-----|-----|-----|
| Lemieux | 3 | 4 | 4 | 8 | 2 | 18 | Turgeon | 3 | 2 | 3 | 5 | 5 | 10 |
| Quinn | 3 | 2 | 3 | 5 | 2 | 12 | Francis | 3 | 1 | 4 | 5 | 5 | 5 |
| Simmer | 2 | 2 | 1 | 3 | 0 | 3 | Anderson | 2 | 3 | 0 | 3 | 0 | 5 |
| Coffey | 2 | 1 | 2 | 3 | 2 | 8 | Millar | 1 | 0 | 3 | 3 | 2 | 5 |
| Cunneynworth | 3 | 0 | 3 | 3 | 11 | 6 | Babych | 3 | 2 | 0 | 2 | 0 | 12 |
| Bodger | 3 | 0 | 3 | 3 | 2 | 6 | Martin | 1 | 1 | 1 | 2 | 2 | 2 |
| McLlwain | 3 | 2 | 0 | 2 | 4 | 4 | Ferraro | 3 | 0 | 2 | 2 | 7 | 2 |
| Callander | 1 | 1 | 0 | 1 | 0 | 1 | Samuelsson | 3 | 0 | 2 | 2 | 10 | 9 |
| Charlesworth | 1 | 1 | 0 | 1 | 0 | 2 | Cote | 3 | 1 | 0 | 1 | 0 | 2 |
| Bourque | 1 | 0 | 1 | 1 | 2 | 1 | Dineen | 3 | 1 | 0 | 1 | 2 | 12 |
| Errey | 1 | 0 | 1 | 1 | 0 | 0 | McEwen | 1 | 0 | 1 | 1 | 0 | 1 |
| Johnson | 2 | 0 | 1 | 1 | 2 | 0 | Peterson | 1 | 0 | 1 | 1 | 0 | 1 |
| Siren | 2 | 0 | 1 | 1 | 4 | 0 | Wilson | 2 | 0 | 1 | 1 | 4 | 1 |
| Buskas | 3 | 0 | 1 | 1 | 8 | 0 | Quenneville | 2 | 0 | 1 | 1 | 2 | 1 |
| Hunter | 3 | 0 | 1 | 1 | 4 | 6 | MacDermid | 3 | 0 | 1 | 1 | 4 | 1 |
| Brown | 1 | 0 | 0 | 0 | 5 | 1 | Carson | 1 | 0 | 0 | 0 | 12 | 1 |
| Dahlquist | 1 | 0 | 0 | 0 | 0 | 0 | Kleinendorst | 1 | 0 | 0 | 0 | 2 | 0 |
| Erickson | 1 | 0 | 0 | 0 | 0 | 0 | Shaw | 1 | 0 | 0 | 0 | 0 | 1 |
| Guenette | 1 | 0 | 0 | 0 | 0 | 0 | Young | 1 | 0 | 0 | 0 | 2 | 0 |
| Kachowski | 1 | 0 | 0 | 0 | 5 | 2 | Gavin | 2 | 0 | 0 | 0 | 0 | 6 |
| Meloche | 1 | 0 | 0 | 0 | 0 | 0 | Liut | 2 | 0 | 0 | 0 | 0 | 0 |
| Paiement | 1 | 0 | 0 | 0 | 2 | 2 | Sheehy | 2 | 0 | 0 | 0 | 9 | 2 |
| Pietrangelo | 1 | 0 | 0 | 0 | 0 | 0 | Evason | 3 | 0 | 0 | 0 | 4 | 2 |
| Riggin | 1 | 0 | 0 | 0 | 0 | 0 | Ladouceur | 3 | 0 | 0 | 0 | 5 | 5 |
| Stevens | 1 | 0 | 0 | 0 | 0 | 1 | Robertson | 3 | 0 | 0 | 0 | 12 | 3 |
| Van Dorp | 1 | 0 | 0 | 0 | 0 | 0 | Tippett | 3 | 0 | 0 | 0 | 0 | 4 |
| Zalapski | 1 | 0 | 0 | 0 | 0 | 0 | | | | | | | |
| Frawley | 2 | 0 | 0 | 0 | 0 | 6 | | | | | | | |
| Ganchar | 2 | 0 | 0 | 0 | 2 | 2 | | | | | | | |
| Giffin | 2 | 0 | 0 | 0 | 0 | 0 | | | | | | | |
| Gotaas | 2 | 0 | 0 | 0 | 2 | 3 | | | | | | | |
| Hillier | 2 | 0 | 0 | 0 | 2 | 3 | | | | | | | |
| Loney | 3 | 0 | 0 | 0 | 17 | 2 | | | | | | | |
| TOTAL | 3 | (13-22-35) | 76 | 89 | TOTAL | 3 | (11-20-31) | 86 | 93 | | | | |

GOALTENDERS

| | GP | MP | GF | GA | ENG | SQ | AVG | SAVES | SPCT. | W-L-T |
|-------------------------|----------|------------|-----------|-----------|----------|----------|-------------|-----------|-------------|--------------|
| Guenette (P) | 1 | 60 | 4 | 2 | 0 | 0 | 2.00 | 28 | .933 | 1-0-0 |
| Meloche (P) | 1 | 41 | 4 | 2 | 0 | 0 | 2.93 | 24 | .923 | 0-1-0 |
| Pietrangelo (P) | 1 | 60 | 5 | 4 | 0 | 0 | 4.00 | 21 | .840 | 1-0-0 |
| Riggin (P) | 1 | 20 | 0 | 3 | 0 | 0 | 9.00 | 9 | .750 | 0-0-0 |
| PITTSBURGH TOTAL | 3 | 181 | 13 | 11 | 0 | 0 | 3.65 | 82 | .882 | 2-1-0 |
| Brodeur (H) | 1 | 60 | 2 | 3 | 1 | 0 | 3.00 | 31 | .912 | 0-1-0 |
| Liut (H) | 2 | 120 | 9 | 9 | 0 | 0 | 4.46 | 45 | .833 | 1-1-0 |
| HARTFORD TOTAL | 3 | 181 | 11 | 13 | 1 | 0 | 4.31 | 76 | .856 | 1-2-0 |

POWER PLAY GOALS:

PITTSBURGH (3 for 16) - Simmer 2 & Coffey
 HARTFORD (4 for 11) - Anderson 2, Turgeon 2 & Babych

PENALTY SHOT:

Dave Tippett (Hartford) failed vs Gilles Meloche (Jan. 9, 1988)

HARTFORD WHALERS

| | GP | W | L | T | PTS | GF | GA |
|------------------------|-----------|-----------|-----------|----------|-----------|------------|------------|
| Pittsburgh Home | 15 | 11 | 4 | 0 | 22 | 64 | 46 |
| Pittsburgh Away | 14 | 7 | 7 | 0 | 14 | 53 | 56 |
| 1979-1988 TOTAL | 29 | 18 | 11 | 0 | 36 | 117 | 102 |

LAST WIN BY:

PITTSBURGH at Home:
 PITTSBURGH on Road:
 HARTFORD at Home:
 HARTFORD on Road:

April 3, 1988 (4-2) (0-0-0 since last win)
 March 17, 1984 (4-2) (0-6-0 since last win)
 January 9, 1988 (5-4) (0-0-0 since last win)
 February 1, 1987 (8-6) (0-2-0 since last win)



| 1987-88 | GP | W | L | T | PTS | GF | GA | PPG | SHG | PEN | PIM |
|--------------------|----|---|---|---|-----|----|----|------|-----|-----|-----|
| PITTSBURGH | 3 | 1 | 0 | 2 | 4 | 15 | 13 | 5-16 | 2 | 22 | 53 |
| LOS ANGELES | 3 | 0 | 1 | 2 | 2 | 13 | 15 | 4-17 | 0 | 17 | 53 |

AT PITTSBURGH (0-0-2)

Oct. 27 Los Angeles 4 (Melanson) at Pittsburgh 4 (Meloche)
 Jan. 5 Los Angeles 4 (Healy) at Pittsburgh 4 (Meloche)

AT LOS ANGELES (1-0-0)

Feb. 13 **PITTSBURGH 7** (PIETRANGELO) at Los Angeles 5 (Melanson) WG - Buskas

GOALS & SHOTS BY PERIODS:

| | 1ST | 2ND | 3RD | OVT | TOTAL |
|--------------------|------|------|------|-----|-------|
| PITTSBURGH | 8-35 | 5-27 | 2-29 | 0-4 | 15-95 |
| LOS ANGELES | 6-25 | 6-33 | 1-23 | 0-3 | 13-84 |

| PITTSBURGH | GP | G | A | PTS | PIM | SOG | LOS ANGELES | GP | G | A | PTS | PIM | SOG |
|--------------|----------|-------------------|-----------|-----------|--------------|----------|-------------------|-----------|-----------|---|-----|-----|-----|
| Lemieux | 3 | 6 | 5 | 11 | 4 | 17 | Carson | 3 | 3 | 4 | 7 | 0 | 9 |
| Coffey | 1 | 2 | 3 | 5 | 2 | 4 | Taylor | 2 | 2 | 2 | 4 | 0 | 9 |
| Cunneynworth | 3 | 1 | 2 | 3 | 5 | 9 | Fox | 3 | 1 | 3 | 4 | 0 | 4 |
| Paiement | 2 | 0 | 3 | 3 | 0 | 2 | Robitaille | 3 | 0 | 4 | 4 | 0 | 7 |
| Quinn | 2 | 2 | 0 | 2 | 0 | 10 | Fenton | 3 | 1 | 2 | 3 | 0 | 8 |
| Bodger | 3 | 0 | 2 | 2 | 8 | 10 | Hardy | 3 | 1 | 2 | 3 | 4 | 6 |
| Hillier | 3 | 0 | 2 | 2 | 8 | 2 | Allison | 2 | 1 | 1 | 1 | 6 | 3 |
| Brown | 1 | 1 | 0 | 1 | 0 | 1 | Nicholls | 2 | 1 | 1 | 2 | 0 | 7 |
| Dahlquist | 1 | 1 | 0 | 1 | 0 | 4 | Carpenter | 2 | 0 | 2 | 2 | 4 | 3 |
| Simpson | 1 | 1 | 0 | 1 | 0 | 2 | Laughlin | 1 | 1 | 0 | 1 | 0 | 1 |
| Buskas | 2 | 1 | 0 | 1 | 7 | 1 | Phair | 1 | 1 | 0 | 1 | 0 | 2 |
| Erickson | 1 | 0 | 1 | 1 | 0 | 1 | Guay | 2 | 1 | 0 | 1 | 0 | 4 |
| Mantha | 1 | 0 | 1 | 1 | 0 | 2 | Erickson | 1 | 0 | 1 | 1 | 0 | 1 |
| Frawley | 2 | 0 | 1 | 1 | 9 | 2 | Wells | 2 | 0 | 1 | 1 | 4 | 3 |
| Hunter | 2 | 0 | 1 | 1 | 0 | 6 | Kennedy | 3 | 0 | 1 | 1 | 5 | 2 |
| Johnson | 2 | 0 | 1 | 1 | 0 | 1 | Healy | 1 | 0 | 0 | 0 | 0 | 0 |
| Simmer | 2 | 0 | 1 | 1 | 2 | 5 | Kudelski | 1 | 0 | 0 | 0 | 0 | 1 |
| Bourque | 1 | 0 | 0 | 0 | 2 | 2 | Ladyard | 1 | 0 | 0 | 0 | 0 | 2 |
| Charlesworth | 1 | 0 | 0 | 0 | 2 | 0 | McBain | 1 | 0 | 0 | 0 | 0 | 0 |
| Ganchar | 1 | 0 | 0 | 0 | 0 | 1 | McKenna | 1 | 0 | 0 | 0 | 0 | 0 |
| Hannan | 1 | 0 | 0 | 0 | 0 | 2 | Gotaas | 1 | 0 | 0 | 0 | 0 | 1 |
| Joseph | 1 | 0 | 0 | 0 | 0 | 5 | Sykes | 1 | 0 | 0 | 0 | 0 | 1 |
| Kachowski | 1 | 0 | 0 | 0 | 0 | 1 | Tooley | 1 | 0 | 0 | 0 | 0 | 0 |
| Kontos | 1 | 0 | 0 | 0 | 2 | 1 | Baumgartner | 2 | 0 | 0 | 0 | 11 | 0 |
| Mathiasen | 1 | 0 | 0 | 0 | 0 | 1 | Duchesne | 2 | 0 | 0 | 0 | 2 | 4 |
| Pietrangelo | 1 | 0 | 0 | 0 | 0 | 0 | Hammond | 2 | 0 | 0 | 0 | 9 | 4 |
| Callander | 2 | 0 | 0 | 0 | 0 | 0 | Melanson | 2 | 0 | 0 | 0 | 0 | 0 |
| Giffin | 2 | 0 | 0 | 0 | 0 | 0 | Playfair | 2 | 0 | 0 | 0 | 6 | 1 |
| Loney | 2 | 0 | 0 | 0 | 0 | 1 | Bourne | 3 | 0 | 0 | 0 | 0 | 1 |
| Meloche | 2 | 0 | 0 | 0 | 0 | 0 | Laidlaw | 3 | 0 | 0 | 0 | 2 | 0 |
| Siren | 2 | 0 | 0 | 0 | 2 | 0 | | | | | | | |
| McLlwain | 3 | 0 | 0 | 0 | 0 | 2 | | | | | | | |
| TOTAL | 3 | (15-23-38) | 53 | 95 | TOTAL | 3 | (13-24-37) | 53 | 84 | | | | |

GOALTENDERS

| | GP | MP | GF | GA | ENG | SO | AVG | SAVES | SPCT. | W-L-T |
|--------------------------|----------|------------|-----------|-----------|----------|----------|-------------|-----------|-------------|--------------|
| Meloche (P) | 2 | 130 | 8 | 8 | 0 | 0 | 3.69 | 48 | .857 | 0-0-2 |
| Pietrangelo (P) | 1 | 60 | 7 | 5 | 0 | 0 | 5.00 | 23 | .821 | 1-0-0 |
| PITTSBURGH TOTAL | 3 | 190 | 15 | 13 | 0 | 0 | 4.11 | 71 | .845 | 1-0-2 |
| Healy (LA) | 1 | 65 | 4 | 4 | 0 | 0 | 3.69 | 29 | .879 | 0-0-1 |
| Melanson (LA) | 2 | 125 | 9 | 11 | 0 | 0 | 5.28 | 51 | .823 | 0-1-1 |
| LOS ANGELES TOTAL | 3 | 190 | 13 | 15 | 0 | 0 | 4.74 | 80 | .842 | 0-1-2 |

POWER PLAY GOALS:

PITTSBURGH (5 for 16) - Quinn (2), Simpson, Lemieux & Coffey
 LOS ANGELES (4 for 17) - Carson, Taylor, Allison & Laughlin

SHORTHANDED GOALS:

PITTSBURGH (2) - Lemieux & Coffey

LOS ANGELES KINGS

| | GP | W | L | T | PTS | GF | GA |
|------------------------|------------|-----------|-----------|-----------|------------|------------|------------|
| Pittsburgh Home | 56 | 32 | 16 | 8 | 72 | 211 | 169 |
| Pittsburgh Away | 54 | 14 | 32 | 8 | 36 | 143 | 199 |
| 1967-1988 TOTAL | 110 | 46 | 48 | 16 | 108 | 354 | 368 |

LAST WIN BY:

PITTSBURGH at Home:
 PITTSBURGH on Road:
 LOS ANGELES at Home:
 LOS ANGELES on Road:

October 14, 1986 (4-3 OT) (0-0-2 since last win)
 February 13, 1988 (7-5) (0-0-0 since last win)
 January 21, 1987 (10-5) (0-1-0 since last win)
 February 10, 1985 (4-3) (0-2-2 since last win)



| 1987-88 | GP | W | L | T | PTS | GF | GA | PPG | SHG | PEN | PIM |
|------------|----|---|---|---|-----|----|----|------|-----|-----|-----|
| PITTSBURGH | 3 | 2 | 1 | 0 | 4 | 12 | 9 | 4-17 | 1 | 44 | 111 |
| MINNESOTA | 3 | 1 | 2 | 0 | 2 | 9 | 12 | 4-23 | 0 | 42 | 104 |

AT PITTSBURGH (2-0-0)

Feb. 4 Minnesota 0 (Beaupre) at PITTSBURGH 1 (PIETRANGELO)
 Mar. 1 Minnesota 3 (Beaupre) at PITTSBURGH 8 (GUENETTE)
 Mar. 12 Pittsburgh 3 (Pietrangelo) at MINNESOTA 6 (CASEY)

AT MINNESOTA (0-1-0)

WG - Bodger
 WG - Coffey
 WG - Archibald

GOALS & SHOTS BY PERIODS:

| | 1ST | 2ND | 3RD | OVT | TOTAL |
|------------|------|------|------|-----|--------|
| PITTSBURGH | 7-37 | 3-35 | 2-43 | --- | 12-115 |
| MINNESOTA | 2-31 | 3-40 | 4-37 | --- | 9-108 |

| PITTSBURGH | GP | G | A | PTS | PIM | SOG | MINNESOTA | GP | G | A | PTS | PIM | SOG | |
|--------------|----------|---|---|-----|-------------------|------------|------------|--------------|----------|---|-----|------------------|------------|------------|
| Brown | 2 | 3 | 3 | 6 | 4 | 9 | Habscheid | 2 | 2 | 2 | 4 | 0 | 3 | |
| Lemieux | 3 | 2 | 2 | 4 | 6 | 12 | Archibald | 3 | 2 | 2 | 4 | 2 | 5 | |
| Coffey | 3 | 1 | 3 | 4 | 6 | 23 | Ciccarelli | 3 | 1 | 2 | 3 | 2 | 18 | |
| Hunter | 3 | 1 | 3 | 4 | 0 | 9 | Gagner | 2 | 2 | 0 | 2 | 2 | 6 | |
| Bodger | 3 | 2 | 1 | 3 | 6 | 8 | Schreiber | 2 | 2 | 0 | 2 | 0 | 5 | |
| Stevens | 2 | 1 | 1 | 2 | 2 | 2 | Mantha | 2 | 0 | 2 | 2 | 0 | 5 | |
| Quinn | 3 | 0 | 2 | 2 | 6 | 8 | Barrett | 1 | 0 | 1 | 1 | 2 | 0 | |
| Siren | 3 | 0 | 2 | 2 | 0 | 1 | Messier | 1 | 0 | 1 | 1 | 0 | 0 | |
| Gotaas | 2 | 1 | 0 | 1 | 2 | 3 | Bellows | 2 | 0 | 1 | 1 | 9 | 7 | |
| Frawley | 3 | 1 | 0 | 1 | 7 | 4 | Giles | 3 | 0 | 1 | 1 | 2 | 4 | |
| Simmer | 1 | 0 | 1 | 1 | 0 | 2 | MacLellan | 2 | 0 | 1 | 1 | 8 | 10 | |
| Dahlquist | 2 | 0 | 1 | 1 | 8 | 1 | Bjugstad | 1 | 0 | 0 | 0 | 0 | 3 | |
| Johnson | 2 | 0 | 1 | 1 | 8 | 4 | Brotten | 1 | 0 | 0 | 0 | 2 | 3 | |
| Buskas | 3 | 0 | 1 | 1 | 26 | 2 | Casey | 1 | 0 | 0 | 0 | 2 | 0 | |
| Cunneymworth | 3 | 0 | 1 | 1 | 4 | 11 | Chambers | 1 | 0 | 0 | 0 | 2 | 0 | |
| Callander | 1 | 0 | 0 | 0 | 0 | 0 | Dineen | 1 | 0 | 0 | 0 | 17 | 0 | |
| Ganchar | 1 | 0 | 0 | 0 | 2 | 0 | Hartsburg | 1 | 0 | 0 | 0 | 0 | 1 | |
| Giffin | 1 | 0 | 0 | 0 | 0 | 1 | Maruk | 1 | 0 | 0 | 0 | 0 | 5 | |
| Guenette | 1 | 0 | 0 | 0 | 2 | 0 | Michelett | 1 | 0 | 0 | 0 | 4 | 0 | |
| Hillier | 1 | 0 | 0 | 0 | 0 | 1 | Terry | 1 | 0 | 0 | 0 | 0 | 1 | |
| McLlwain | 1 | 0 | 0 | 0 | 0 | 0 | Viveiros | 1 | 0 | 0 | 0 | 0 | 1 | |
| Van Dorp | 1 | 0 | 0 | 0 | 5 | 0 | Beaupre | 2 | 0 | 0 | 0 | 2 | 0 | |
| Zalapski | 1 | 0 | 0 | 0 | 0 | 5 | Berger | 2 | 0 | 0 | 0 | 4 | 4 | |
| Erickson | 2 | 0 | 0 | 0 | 0 | 2 | Brooke | 3 | 0 | 0 | 0 | 8 | 8 | |
| Errey | 2 | 0 | 0 | 0 | 4 | 5 | Lawton | 3 | 0 | 0 | 0 | 4 | 4 | |
| Mann | 2 | 0 | 0 | 0 | 11 | 0 | McRae | 3 | 0 | 0 | 0 | 6 | 8 | |
| Pietrangelo | 2 | 0 | 0 | 0 | 0 | 0 | Musil | 3 | 0 | 0 | 0 | 12 | 3 | |
| Loney | 3 | 0 | 0 | 0 | 2 | 2 | Rouse | 3 | 0 | 0 | 0 | 2 | 4 | |
| | | | | | | | Zemlak | 3 | 0 | 0 | 0 | 12 | 0 | |
| | | | | | | | Bench | | | | 2 | | | |
| TOTAL | 3 | | | | (12-22-34) | 111 | 115 | TOTAL | 3 | | | (9-13-22) | 104 | 108 |

GOALTENDERS

| | GP | MP | GF | GA | ENG | SO | AVG | SAVES | SPCT. | W-L-T |
|-------------------------|----------|------------|-----------|-----------|----------|----------|-------------|------------|-------------|--------------|
| Pietrangelo (P) | 2 | 120 | 4 | 5 | 1 | 1 | 2.50 | 62 | .925 | 1-1-0 |
| Guenette (P) | 1 | 60 | 8 | 3 | 0 | 0 | 3.00 | 37 | .925 | 1-0-0 |
| PITTSBURGH TOTAL | 3 | 180 | 12 | 9 | 0 | 0 | 3.00 | 99 | .917 | 2-1-0 |
| Casey (M) | 1 | 60 | 6 | 3 | 0 | 0 | 3.00 | 37 | .925 | 1-0-0 |
| Beaupre (M) | 2 | 120 | 3 | 9 | 0 | 0 | 4.50 | 66 | .880 | 0-2-0 |
| MINNESOTA TOTAL | 3 | 180 | 9 | 12 | 0 | 0 | 4.00 | 103 | .896 | 1-2-0 |

POWER PLAY GOALS:

PITTSBURGH (4 for 17) - Bodger (2), Lemieux & Brown
 MINNESOTA (4 for 23) - Habscheid (2), Schreiber & Archibald

SHORTHANDED GOAL:

PITTSBURGH (1) - Frawley

MINNESOTA NORTH STARS

| | GP | W | L | T | PTS | GF | GA |
|------------------------|-----------|-----------|-----------|----------|------------|------------|------------|
| Pittsburgh Home | 49 | 31 | 13 | 5 | 67 | 187 | 125 |
| Pittsburgh Away | 48 | 16 | 28 | 4 | 36 | 159 | 187 |
| 1967-1988 TOTAL | 97 | 47 | 41 | 9 | 103 | 346 | 312 |

LAST WIN BY:

PITTSBURGH at Home: March 1, 1988 (8-3) (0-0-0 since last win)
 PITTSBURGH on Road: March 7, 1987 (7-3) (0-1-0 since last win)
 MINNESOTA at Home: March 12, 1988 (6-3) (0-0-0 since last win)
 MINNESOTA on Road: February 25, 1985 (5-4) (0-5-0 since last win)



| 1987-88 | GP | W | L | T | PTS | GF | GA | PPG | SHG | PEN | PIM |
|------------|----|---|---|---|-----|----|----|------|-----|-----|-----|
| PITTSBURGH | 3 | 2 | 1 | 0 | 4 | 11 | 8 | 0-10 | 1 | 13 | 26 |
| MONTREAL | 3 | 1 | 2 | 0 | 2 | 8 | 11 | 2-11 | 0 | 12 | 24 |

AT PITTSBURGH (1-0-0)

Oct. 17 Pittsburgh 2 (Pietrangelo) at MONTREAL 3 (ROY)
 Jan. 23 PITTSBURGH 4 (PIETRANGELO) at Montreal 3 (Hayward)
 Mar. 25 Montreal 2 (Roy) at PITTSBURGH 5 (GUENETTE)
 *Charlie Simmer scored at 0:24 of overtime on Jan. 23rd

AT MONTREAL (1-1-0)

WG - Carbonneau
 WG - Simmer *
 WG - Lemieux

GOALS & SHOTS BY PERIODS:

| | 1ST | 2ND | 3RD | OVT | TOTAL |
|------------|------|------|------|-----|-------|
| PITTSBURGH | 4-21 | 3-18 | 3-33 | 1-1 | 11-73 |
| MONTREAL | 3-37 | 4-37 | 1-33 | 0-0 | 8-107 |

| PITTSBURGH | GP | G | A | PTS | PIM | SOG | MONTREAL | GP | G | A | PTS | PIM | SOG | |
|--------------|----------|---|---|-----|-------------------|-----------|-------------|--------------|----------|---|-----|------------------|-----------|------------|
| Lemieux | 3 | 3 | 4 | 7 | 2 | 11 | Dahlin | 3 | 1 | 3 | 4 | 0 | 5 | |
| Brown | 2 | 1 | 3 | 4 | 6 | 3 | Smith | 3 | 1 | 2 | 3 | 0 | 10 | |
| Loney | 2 | 1 | 2 | 3 | 0 | 7 | Carbonneau | 3 | 1 | 1 | 2 | 2 | 6 | |
| Gotaas | 2 | 2 | 0 | 2 | 2 | 4 | Skrudland | 3 | 1 | 1 | 2 | 4 | 2 | |
| Cunneymworth | 2 | 2 | 0 | 2 | 0 | 5 | Gainey | 3 | 0 | 2 | 2 | 0 | 2 | |
| Simmer | 2 | 1 | 1 | 2 | 0 | 2 | Momesso | 3 | 0 | 2 | 2 | 4 | 5 | |
| Kachowski | 2 | 0 | 2 | 2 | 2 | 1 | Thibadeau | 1 | 1 | 0 | 1 | 0 | 2 | |
| Simpson | 1 | 1 | 0 | 1 | 0 | 4 | McPhee | 2 | 1 | 0 | 1 | 0 | 8 | |
| Johnson | 1 | 0 | 1 | 1 | 0 | 1 | Trader | 2 | 1 | 0 | 1 | 2 | 4 | |
| Hillier | 2 | 0 | 1 | 1 | 2 | 1 | Walter | 2 | 1 | 0 | 1 | 0 | 3 | |
| Hunter | 2 | 0 | 1 | 1 | 0 | 6 | Nilan | 2 | 0 | 1 | 1 | 2 | 1 | |
| Aitken | 1 | 0 | 0 | 0 | 0 | 0 | Richer | 2 | 0 | 1 | 1 | 0 | 7 | |
| Callander | 1 | 0 | 0 | 0 | 0 | 1 | Robinson | 2 | 0 | 1 | 1 | 0 | 8 | |
| Frawley | 1 | 0 | 0 | 0 | 0 | 1 | Lemieux | 3 | 0 | 1 | 1 | 4 | 4 | |
| Ganchar | 1 | 0 | 0 | 0 | 0 | 1 | Boisvert | 1 | 0 | 0 | 0 | 2 | 1 | |
| Giffin | 1 | 0 | 0 | 0 | 0 | 0 | Charbonneau | 1 | 0 | 0 | 0 | 0 | 1 | |
| Guenette | 1 | 0 | 0 | 0 | 0 | 0 | Hayward | 1 | 0 | 0 | 0 | 0 | 0 | |
| Hannan | 1 | 0 | 0 | 0 | 0 | 0 | Sandelin | 1 | 0 | 0 | 0 | 0 | 2 | |
| Joseph | 1 | 0 | 0 | 0 | 0 | 1 | Svoboda | 1 | 0 | 0 | 0 | 0 | 1 | |
| Kontos | 1 | 0 | 0 | 0 | 0 | 0 | Green | 2 | 0 | 0 | 0 | 0 | 3 | |
| Mantha | 1 | 0 | 0 | 0 | 0 | 0 | Lalor | 2 | 0 | 0 | 0 | 0 | 6 | |
| Mathiasen | 1 | 0 | 0 | 0 | 0 | 2 | Roy | 2 | 0 | 0 | 0 | 0 | 0 | |
| Paiement | 1 | 0 | 0 | 0 | 2 | 0 | Chelios | 3 | 0 | 0 | 0 | 0 | 9 | |
| Stevens | 1 | 0 | 0 | 0 | 0 | 1 | Corson | 3 | 0 | 0 | 0 | 0 | 4 | |
| Young | 1 | 0 | 0 | 0 | 0 | 1 | Ludwig | 3 | 0 | 0 | 0 | 2 | 4 | |
| Zalapski | 1 | 0 | 0 | 0 | 0 | 0 | Naslund | 3 | 0 | 0 | 0 | 2 | 9 | |
| Coffey | 2 | 0 | 0 | 0 | 4 | 4 | | | | | | | | |
| Dahlquist | 2 | 0 | 0 | 0 | 0 | 1 | | | | | | | | |
| Pietrangelo | 2 | 0 | 0 | 0 | 0 | 0 | | | | | | | | |
| Bodger | 3 | 0 | 0 | 0 | 2 | 3 | | | | | | | | |
| Buskas | 3 | 0 | 0 | 0 | 2 | 1 | | | | | | | | |
| McLlwain | 3 | 0 | 0 | 0 | 0 | 1 | | | | | | | | |
| Quinn | 3 | 0 | 0 | 0 | 2 | 8 | | | | | | | | |
| Siren | 3 | 0 | 0 | 0 | 0 | 2 | | | | | | | | |
| TOTAL | 3 | | | | (11-15-26) | 26 | 73 | TOTAL | 3 | | | (8-15-23) | 24 | 107 |

GOALTENDERS

| | GP | MP | GF | GA | ENG | SO | AVG | SAVES | SPCT. | W-L-T |
|-------------------------|----------|------------|-----------|-----------|----------|----------|-------------|-----------|-------------|--------------|
| Guenette (P) | 1 | 60 | 5 | 2 | 0 | 0 | 2.00 | 32 | .941 | 1-0-0 |
| Pietrangelo (P) | 2 | 120 | 6 | 6 | 0 | 0 | 3.00 | 67 | .918 | 1-1-0 |
| PITTSBURGH TOTAL | 3 | 180 | 11 | 8 | 0 | 0 | 2.67 | 99 | .925 | 2-1-0 |
| Roy (M) | 2 | 120 | 5 | 7 | 0 | 0 | 3.50 | 36 | .837 | 1-1-0 |
| Hayward (M) | 1 | 60 | 3 | 3 | 0 | 0 | 4.00 | 26 | .867 | 0-1-0 |
| MONTREAL TOTAL | 3 | 180 | 8 | 11 | 0 | 0 | 3.67 | 62 | .849 | 1-2-0 |

POWER PLAY GOALS:

PITTSBURGH (0 for 10) - None
 MONTREAL (2 for 11) - Walter & Trader

SHORTHANDED GOALS:

PITTSBURGH (1) Lemieux

MONTREAL CANADIENS

| | GP | W | L | T | PTS | GF | GA |
|------------------------|-----------|-----------|-----------|-----------|-----------|------------|------------|
| Pittsburgh Home | 49 | 15 | 26 | 8 | 38 | 146 | 182 |
| Pittsburgh Away | 50 | 3 | 42 | 5 | 11 | 123 | 257 |
| 1967-1988 TOTAL | 99 | 18 | 68 | 13 | 49 | 269 | 439 |

LAST WIN BY:

PITTSBURGH at Home: March 25, 1988 (5-2) (0-0-0 since last win)
 PITTSBURGH on Road: January 23, 1988 (4-3) (0-0-0 since last win)
 MONTREAL at Home: October 17, 1987 (6-4) (0-1-0 since last win)
 MONTREAL on Road: March 29, 1987 (4-1) (0-1-0 since last win)



| | | | | | | | | | | | |
|------------|----|---|---|---|-----|----|----|-------|-----|-----|-----|
| 1987-88 | GP | W | L | T | PTS | GF | GA | PPG | SHG | PEN | PIM |
| PITTSBURGH | 7 | 1 | 6 | 0 | 2 | 21 | 38 | 8-55 | 1 | 96 | 247 |
| NEW JERSEY | 7 | 6 | 1 | 0 | 12 | 38 | 21 | 17-48 | 3 | 103 | 288 |

AT PITTSBURGH (0-3-0)

Oct. 9 Pittsburgh 3 (Riggin) at NEW JERSEY 6 (CHEVRIER)
 Oct. 21 NEW JERSEY 5 (CHEVRIER) at Pittsburgh 4 (Pietrangelo)
 Dec. 17 PITTSBURGH 7 (MELOCHE) at New Jersey 4 (Chevrier)
 Dec. 23 NEW JERSEY 6 (CHEVRIER) at Pittsburgh 2 (Meloche)
 Jan. 28 Pittsburgh 3 (Meloche) at NEW JERSEY 6 (SAUVE)
 Mar. 29 Pittsburgh 0 (Guenette) at NEW JERSEY 4 (BURKE)
 Mar. 31 NEW JERSEY 7 (BURKE) at Pittsburgh 2 (Guenette)

AT NEW JERSEY (1-3-0)

WG - Broten
 WG - Brown
 WG - Cunneynworth
 WG - Shanahan
 WG - MacLean
 WG - Kurvers
 WG - MacLean

Sauve replaced Chevrier at 6:32 on January 28th

GOALS & SHOTS BY PERIODS:

| | | | | | |
|------------|-------|-------|-------|-----|--------|
| PITTSBURGH | 1ST | 2ND | 3RD | OVT | TOTAL |
| | 7-61 | 9-75 | 5-64 | *** | 21-200 |
| NEW JERSEY | 13-82 | 10-64 | 15-65 | *** | 38-211 |

| PITTSBURGH | GP | G | A | PTS | PIM | SOG | NEW JERSEY | GP | G | A | PTS | PIM | SOG | | |
|--------------|----------|---|---|-----|-------------------|------------|------------|--------------|----------|---|-----|-----|--------------------|------------|------------|
| Lemieux | 7 | 3 | 6 | 9 | 20 | 25 | Muller | 7 | 4 | 8 | 12 | 25 | 17 | | |
| Quinn | 7 | 3 | 2 | 5 | 4 | 20 | Broten | 7 | 4 | 6 | 10 | 20 | 16 | | |
| Kachowski | 5 | 4 | 0 | 4 | 31 | 6 | MacLean | 7 | 8 | 0 | 8 | 27 | 19 | | |
| Loney | 5 | 1 | 3 | 4 | 11 | 6 | Verbeek | 6 | 4 | 4 | 8 | 20 | 20 | | |
| Brown | 4 | 2 | 1 | 3 | 19 | 3 | Brown | 7 | 4 | 4 | 8 | 2 | 10 | | |
| Frawley | 4 | 2 | 1 | 3 | 14 | 6 | Driver | 7 | 2 | 6 | 8 | 9 | 18 | | |
| Bodger | 5 | 0 | 3 | 3 | 4 | 17 | Kurvers | 7 | 2 | 6 | 8 | 8 | 15 | | |
| McLlwain | 5 | 2 | 0 | 2 | 2 | 3 | Loiselle | 7 | 3 | 3 | 6 | 17 | 14 | | |
| Simmer | 4 | 1 | 1 | 2 | 0 | 4 | Sundstrom | 7 | 1 | 4 | 5 | 4 | 10 | | |
| Siren | 5 | 1 | 1 | 2 | 10 | 7 | Korn | 5 | 2 | 2 | 4 | 14 | 6 | | |
| Bourque | 2 | 0 | 2 | 2 | 0 | 6 | Sulliman | 5 | 2 | 2 | 4 | 12 | 10 | | |
| Van Dorp | 3 | 0 | 2 | 2 | 18 | 1 | Wolanin | 7 | 0 | 4 | 4 | 12 | 5 | | |
| Coffey | 4 | 0 | 2 | 2 | 0 | 16 | O'Callahan | 5 | 0 | 3 | 3 | 17 | 4 | | |
| Kontos | 4 | 0 | 2 | 2 | 4 | 0 | Cirella | 7 | 0 | 3 | 3 | 26 | 15 | | |
| Paiement | 2 | 1 | 0 | 1 | 6 | 3 | Shanahan | 4 | 1 | 1 | 2 | 12 | 2 | | |
| Cunneynworth | 1 | 0 | 1 | 1 | 24 | 21 | Velischek | 4 | 1 | 1 | 2 | 7 | 4 | | |
| Aitken | 1 | 0 | 1 | 1 | 0 | 0 | Brickley | 3 | 0 | 2 | 2 | 0 | 2 | | |
| Simpson | 2 | 0 | 1 | 1 | 4 | 5 | Johnson | 5 | 0 | 2 | 2 | 2 | 14 | | |
| Gotaas | 3 | 0 | 1 | 1 | 10 | 4 | Sauve | 1 | 0 | 1 | 1 | 0 | 0 | | |
| Hillier | 5 | 0 | 1 | 1 | 6 | 7 | Mark | 1 | 0 | 0 | 0 | 0 | 1 | | |
| Hunter | 6 | 0 | 1 | 1 | 10 | 5 | Burke | 2 | 0 | 0 | 0 | 2 | 0 | | |
| Johnson | 5 | 0 | 1 | 1 | 10 | 5 | Maley | 2 | 0 | 0 | 0 | 0 | 0 | | |
| Buskas | 7 | 0 | 1 | 1 | 25 | 2 | Conacher | 3 | 0 | 0 | 0 | 0 | 2 | | |
| Gruhl | 1 | 0 | 0 | 0 | 0 | 1 | Chevrier | 5 | 0 | 0 | 0 | 0 | 0 | | |
| Pietrangelo | 1 | 0 | 0 | 0 | 0 | 0 | Anderson | 6 | 0 | 0 | 0 | 19 | 2 | | |
| Schmidt | 1 | 0 | 0 | 0 | 0 | 2 | Daneyko | 7 | 0 | 0 | 0 | 34 | 5 | | |
| Errey | 2 | 0 | 0 | 0 | 4 | 2 | Bench | | | | | 2 | | | |
| Ganchar | 2 | 0 | 0 | 0 | 0 | 1 | | | | | | | | | |
| Guenette | 2 | 0 | 0 | 0 | 0 | 0 | | | | | | | | | |
| Hannan | 2 | 0 | 0 | 0 | 4 | 2 | | | | | | | | | |
| Joseph | 2 | 0 | 0 | 0 | 0 | 3 | | | | | | | | | |
| Mantha | 2 | 0 | 0 | 0 | 5 | 6 | | | | | | | | | |
| Meloche | 2 | 0 | 0 | 0 | 0 | 0 | | | | | | | | | |
| Riggin | 2 | 0 | 0 | 0 | 2 | 0 | | | | | | | | | |
| Stevens | 2 | 0 | 0 | 0 | 0 | 0 | | | | | | | | | |
| Zalapski | 2 | 0 | 0 | 0 | 0 | 3 | | | | | | | | | |
| Callander | 3 | 0 | 0 | 0 | 0 | 7 | | | | | | | | | |
| Dahliquist | 3 | 0 | 0 | 0 | 6 | 3 | | | | | | | | | |
| Giffin | 3 | 0 | 0 | 0 | 0 | 1 | | | | | | | | | |
| Bench | | | | | | | | | | | | | | | |
| TOTAL | 7 | | | | (21-33-54) | 247 | 200 | TOTAL | 7 | | | | (38-62-100) | 288 | 211 |

GOALTENDERS

| | GP | MP | GF | GA | ENG | SO | AVG | SAVES | SPCT. | W-L-T |
|-------------------------|----------|------------|-----------|-----------|----------|----------|-------------|------------|-------------|--------------|
| Meloche (P) | 2 | 120 | 10 | 9 | 1 | 0 | 4.50 | 46 | .836 | 1-1-0 |
| Pietrangelo (P) | 1 | 60 | 4 | 5 | 0 | 0 | 5.00 | 18 | .783 | 0-1-0 |
| Guenette (P) | 2 | 120 | 2 | 11 | 0 | 0 | 5.50 | 58 | .892 | 0-2-0 |
| Riggin (P) | 2 | 120 | 5 | 12 | 0 | 0 | 6.00 | 51 | .810 | 0-2-0 |
| PITTSBURGH TOTAL | 7 | 420 | 21 | 38 | 0 | 0 | 5.43 | 173 | .820 | 1-6-0 |
| Sauve (NJ) | 1 | 53 | 6 | 0 | 0 | 0 | 0.00 | 22 | 1.000 | 1-0-0 |
| Burke (NJ) | 2 | 120 | 11 | 2 | 0 | 1 | 1.00 | 53 | .967 | 2-0-0 |
| Chevrier (NJ) | 5 | 247 | 21 | 19 | 0 | 0 | 4.62 | 104 | .848 | 3-1-0 |
| NEW JERSEY TOTAL | 7 | 420 | 38 | 21 | 1 | 1 | 3.00 | 179 | .895 | 6-1-0 |

POWER PLAY GOALS:

PITTSBURGH (8 for 55) - Brown (2), Quinn (2), Simmer, Cunneynworth, Lemieux & Frawley
 NEW JERSEY (17 for 48) - MacLean (5), Broten (3), Muller (2), Verbeek (2), Brown, Korn, Shanahan, Sundstrom & Sulliman

SHORTHANDED GOALS:

PITTSBURGH (1) - Lemieux
 NEW JERSEY (3) - Brown (2) & Velischek

PENALTY SHOT:

Mark Johnson failed vs Pat Riggin on Oct. 9 1987

| | | | | | | | |
|-------------------|----|----|----|---|-----|-----|-----|
| NEW JERSEY DEVILS | GP | W | L | T | PTS | GF | GA |
| Pittsburgh Home | 37 | 21 | 14 | 2 | 44 | 156 | 134 |
| Pittsburgh Away | 36 | 13 | 17 | 6 | 32 | 133 | 138 |
| 1974-1988 TOTAL | 73 | 34 | 31 | 8 | 76 | 289 | 272 |

LAST WIN BY:
 PITTSBURGH at Home:
 PITTSBURGH on Road:
 NEW JERSEY at Home:
 NEW JERSEY on Road:

April 2, 1987 (6-2) (0-3-0 since last win)
 December 17, 1987 (7-4) (0-2-0 since last win)
 March 29, 1988 (4-0) (0-0-0 since last win)
 March 31, 1988 (7-2) (0-0-0 since last win)



| | | | | | | | | | | | |
|--------------|----|---|---|---|-----|----|----|-------|-----|-----|-----|
| 1987-88 | GP | W | L | T | PTS | GF | GA | PPG | SHG | PEN | PIM |
| PITTSBURGH | 7 | 4 | 2 | 1 | 9 | 32 | 28 | 11-43 | 1 | 72 | 181 |
| NY ISLANDERS | 7 | 2 | 4 | 1 | 5 | 28 | 32 | 13-40 | 1 | 76 | 189 |

AT PITTSBURGH (2-1-1)

Nov. 5 PITTSBURGH 4 (RIGGIN) at NY Islanders 2 (Hrudey)
 Dec. 2 NY ISLANDERS 7 (SMITH) at Pittsburgh 1 (Figgini)
 Dec. 11 NY Islanders 4 (Smith) at PITTSBURGH 6 (MELOCHE)
 Jan. 2 Pittsburgh 2 (Meloche) at NY ISLANDERS 3 (SMITH)
 Jan. 12 NY Islanders 5 (Smith) at Pittsburgh 5 (Meloche)
 Jan. 19 PITTSBURGH 6 (PIETRANGELO) at NY Islanders 4 (Hrudey)
 Mar. 5 NY Islanders 3 (Smith) at PITTSBURGH 8 (GUENETTE)

AT NY ISLANDERS (2-1-0)

WG - Cunneynworth
 WG - Trottier
 WG - Coffey
 WG - LaFontaine
 WG - Lemieux
 WG - Cunneynworth

GOALS & SHOTS BY PERIODS:

| | | | | | |
|--------------|-------|-------|-------|-----|--------|
| PITTSBURGH | 1ST | 2ND | 3RD | OVT | TOTAL |
| | 9-74 | 9-87 | 14-71 | 0-2 | 32-234 |
| NY ISLANDERS | 10-70 | 10-75 | 8-55 | 0-2 | 28-202 |

| PITTSBURGH | GP | G | A | PTS | PIM | SOG | NY ISLANDERS | GP | G | A | PTS | PIM | SOG | | |
|--------------|----------|---|---|-----|-------------------|------------|--------------|--------------|----------|---|-----|-----|-------------------|------------|------------|
| Lemieux | 7 | 5 | 9 | 14 | 2 | 26 | Trottier | 6 | 6 | 6 | 12 | 4 | 22 | | |
| Cunneynworth | 6 | 4 | 7 | 11 | 14 | 21 | Makela | 7 | 3 | 5 | 8 | 4 | 8 | | |
| Quinn | 6 | 2 | 6 | 8 | 12 | 16 | Gilbert | 7 | 2 | 5 | 7 | 6 | 5 | | |
| Coffey | 4 | 1 | 5 | 6 | 9 | 20 | LaFontaine | 6 | 3 | 3 | 6 | 4 | 16 | | |
| Brown | 5 | 3 | 4 | 5 | 2 | 10 | Potvin | 6 | 3 | 3 | 6 | 8 | 20 | | |
| Bodger | 6 | 3 | 4 | 5 | 2 | 10 | Kerr | 6 | 3 | 3 | 6 | 8 | 20 | | |
| Bourque | 3 | 3 | 1 | 4 | 2 | 16 | Jonsson | 5 | 1 | 4 | 5 | 25 | 14 | | |
| Buskas | 7 | 2 | 1 | 3 | 10 | 10 | Sutter | 5 | 0 | 5 | 5 | 8 | 9 | | |
| Callander | 5 | 1 | 2 | 3 | 2 | 5 | Wood | 6 | 2 | 2 | 1 | 3 | 16 | | |
| Loney | 6 | 1 | 2 | 3 | 4 | 14 | Flatley | 5 | 1 | 2 | 3 | 12 | 11 | | |
| McLlwain | 6 | 1 | 2 | 3 | 2 | 11 | Leiter | 4 | 1 | 1 | 2 | 4 | 14 | | |
| Hillier | 4 | 0 | 3 | 3 | 17 | 3 | Diduck | 6 | 1 | 1 | 2 | 28 | 13 | | |
| Errey | 1 | 1 | 1 | 2 | 0 | 2 | Lauer | 6 | 1 | 1 | 2 | 14 | 7 | | |
| Frawley | 3 | 1 | 1 | 2 | 9 | 4 | Dineen | 7 | 1 | 1 | 2 | 14 | 10 | | |
| Simmer | 4 | 1 | 1 | 2 | 0 | 3 | Konroyd | 5 | 0 | 2 | 2 | 16 | 5 | | |
| Ganchar | 4 | 1 | 1 | 2 | 8 | 4 | Bassen | 7 | 1 | 0 | 1 | 8 | 2 | | |
| Schmidt | 1 | 0 | 2 | 2 | 0 | 3 | Dalgarno | 2 | 0 | 1 | 1 | 2 | 4 | | |
| Mathiasen | 3 | 0 | 2 | 2 | 0 | 4 | Henry | 4 | 0 | 1 | 1 | 4 | 4 | | |
| Hannan | 1 | 1 | 0 | 1 | 0 | 3 | Kromm | 6 | 0 | 1 | 1 | 0 | 6 | | |
| Simpson | 1 | 1 | 0 | 1 | 7 | 2 | Finley | 1 | 0 | 0 | 0 | 0 | 0 | | |
| Johnson | 2 | 1 | 0 | 1 | 2 | 3 | Haanapaa | 1 | 0 | 0 | 0 | 0 | 0 | | |
| Dahliquist | 7 | 1 | 0 | 1 | 14 | 6 | Norton | 1 | 0 | 0 | 0 | 0 | 1 | | |
| Zalapski | 1 | 0 | 1 | 1 | 0 | 1 | Okerlund | 1 | 0 | 0 | 0 | 0 | 0 | | |
| Paiement | 2 | 0 | 1 | 1 | 2 | 3 | Hrudey | 2 | 0 | 0 | 0 | 0 | 0 | | |
| Kontos | 3 | 0 | 1 | 1 | 0 | 3 | McLellan | 2 | 0 | 0 | 0 | 0 | 0 | | |
| Hunter | 6 | 0 | 1 | 1 | 4 | 14 | King | 3 | 0 | 0 | 0 | 0 | 1 | | |
| Giffin | 1 | 0 | 0 | 0 | 0 | 1 | Curran | 4 | 0 | 0 | 0 | 10 | 2 | | |
| Joseph | 1 | 0 | 0 | 0 | 0 | 1 | Morrow | 4 | 0 | 0 | 0 | 6 | 4 | | |
| Mantha | 1 | 0 | 0 | 0 | 0 | 3 | Bench | 5 | 0 | 0 | 0 | 0 | 0 | | |
| Pietrangelo | 1 | 0 | 0 | 0 | 0 | 0 | | | | | | | | | |
| Stevens | 1 | 0 | 0 | 0 | 0 | 2 | | | | | | | | | |
| Charlesworth | 2 | 0 | 0 | 0 | 0 | 0 | | | | | | | | | |
| Meloche | 2 | 0 | 0 | 0 | 0 | 0 | | | | | | | | | |
| Van Dorp | 2 | 0 | 0 | 0 | 8 | 1 | | | | | | | | | |
| Young | 2 | 0 | 0 | 0 | 15 | 1 | | | | | | | | | |
| Gotaas | 3 | 0 | 0 | 0 | 2 | 2 | | | | | | | | | |
| Kachowski | 3 | 0 | 0 | 0 | 18 | 0 | | | | | | | | | |
| Riggin | 3 | 0 | 0 | 0 | 0 | 0 | | | | | | | | | |
| Siren | 4 | 0 | 0 | 0 | 4 | 3 | | | | | | | | | |
| Bench | | | | | | | | | | | | | | | |
| TOTAL | 7 | | | | (32-56-88) | 181 | 234 | TOTAL | 7 | | | | (28-45-73) | 189 | 202 |

GOALTENDERS

| | GP | MP | GF | GA | ENG | SO | AVG | SAVES | SPCT. | W-L-T |
|-----------------|----|-----|----|----|-----|----|------|-------|-------|-------|
| Guenette (P) | 1 | 60 | 8 | 3 | 0 | 0 | 3.00 | 26 | .897 | 1-0-0 |
| Pietrangelo (P) | 1 | 60 | 6 | 4 | 0 | 0 | 4.00 | 26 | .867 | 1-0-0 |
| Riggin (P) | 3 | 180 | 7 | 12 | 0 | 0 | 4.00 | 65 | .844 | 1-2-0 |
| Meloche (P) | 2 | 125 | 11 | 9 | 0 | 0 | 4.32 | 57 | .864 | |



| | | | | | | | | | | | |
|------------|----|---|---|---|-----|----|----|-------|-----|-----|-----|
| 1987-88 | GP | W | L | T | PTS | GF | GA | PPG | SHG | PEN | PIM |
| PITTSBURGH | 7 | 3 | 2 | 2 | 8 | 29 | 27 | 16-44 | 0 | 83 | 194 |
| NY RANGERS | 7 | 2 | 3 | 2 | 6 | 27 | 29 | 16-56 | 0 | 70 | 174 |

AT PITTSBURGH (2-0-1)

| | |
|---------|---|
| Oct. 8 | Pittsburgh 4 (Riggin) at NY Rangers 4 (Froese) |
| Oct. 15 | NY Rangers 6 (Froese) at Pittsburgh 6 (Riggin) |
| Nov. 14 | NY Rangers 2 (Vanbiesbrouck) at PITTSBURGH 3 (RIGGIN) |
| Dec. 19 | NY Rangers 3 (Froese) at PITTSBURGH 4 (MELOCHE) |
| Dec. 20 | PITTSBURGH 8 (RIGGIN) at NY Rangers 4 (Vanbiesbrouck) |
| Feb. 7 | Pittsburgh 3 (Riggin) at NY RANGERS 6 (VANBIESBROUCK) |
| Feb. 25 | Pittsburgh 1 (Guenette) at NY RANGERS 2 (VANBIESBROUCK) |

AT NY RANGERS (1-2-1)

| |
|------------------|
| WG - Mantha* |
| WG - Cunneymorth |
| WG - Callander |
| WG - Maloney |
| WG - Dahlen |

Mantha scored at 2:04 of overtime on November 14th
Riggin replaced Meloche at 7:55 on December 20th
Riggin replaced Meloche at 8:47 on February 7th

GOALS & SHOTS BY PERIODS:

| | | | | | |
|------------|--------|------|------|-----|--------|
| | 1ST | 2ND | 3RD | OVT | TOTAL |
| PITTSBURGH | 11-78 | 9-90 | 8-65 | 1-6 | 29-239 |
| NY RANGERS | 14-105 | 8-77 | 5-81 | 0-6 | 27-269 |

| PITTSBURGH | GP | G | A | PTS | PIM | SOG | NY RANGERS | GP | G | A | PTS | PIM | SOG |
|--------------|----------|-------------------|------------|------------|--------------|----------|-------------------|------------|------------|---|-----|-----|-----|
| Lemieux | 7 | 7 | 12 | 19 | 8 | 36 | Poddubny | 6 | 6 | 6 | 12 | 0 | 17 |
| Quinn | 7 | 4 | 8 | 12 | 6 | 24 | Sandstrom | 6 | 4 | 4 | 8 | 10 | 18 |
| Cunneymorth | 7 | 4 | 4 | 11 | 19 | 33 | Dionne | 7 | 2 | 6 | 8 | 10 | 26 |
| Simmer | 5 | 2 | 3 | 5 | 4 | 8 | Ogrodnick | 6 | 0 | 5 | 5 | 5 | 10 |
| Callander | 4 | 1 | 4 | 5 | 2 | 5 | Dahlen | 6 | 3 | 2 | 5 | 4 | 11 |
| Bodger | 5 | 2 | 2 | 4 | 6 | 16 | Mullen | 7 | 3 | 2 | 5 | 0 | 13 |
| Simpson | 3 | 1 | 3 | 4 | 13 | 13 | Patrick | 7 | 2 | 2 | 5 | 2 | 23 |
| Coffey | 4 | 0 | 4 | 4 | 2 | 14 | MacIver | 4 | 1 | 1 | 5 | 2 | 15 |
| Mantha | 3 | 1 | 1 | 2 | 2 | 9 | Kisio | 6 | 2 | 2 | 4 | 20 | 21 |
| Bourque | 2 | 0 | 2 | 2 | 2 | 8 | Shaw | 7 | 1 | 3 | 4 | 12 | 13 |
| Siren | 2 | 0 | 2 | 2 | 4 | 8 | Larouche | 2 | 0 | 2 | 2 | 7 | 5 |
| Paiement | 2 | 1 | 0 | 1 | 6 | 5 | Greschner | 4 | 0 | 2 | 2 | 8 | 16 |
| Hunter | 4 | 1 | 0 | 1 | 8 | 5 | Petit | 5 | 0 | 2 | 2 | 4 | 8 |
| Loney | 5 | 1 | 0 | 1 | 2 | 9 | Cyr | 2 | 1 | 0 | 1 | 0 | 7 |
| McLlwain | 5 | 1 | 0 | 1 | 4 | 4 | Walker | 2 | 1 | 0 | 1 | 2 | 2 |
| Ganchar | 2 | 0 | 1 | 1 | 0 | 4 | Maloney | 4 | 1 | 0 | 1 | 7 | 12 |
| Hillier | 3 | 0 | 1 | 1 | 16 | 2 | Boutillier | 1 | 0 | 1 | 1 | 2 | 0 |
| Frawley | 5 | 0 | 1 | 1 | 4 | 10 | Gronstrand | 4 | 0 | 1 | 1 | 4 | 8 |
| Errey | 1 | 0 | 0 | 0 | 6 | 0 | Duguay | 6 | 0 | 1 | 1 | 2 | 5 |
| Gotaas | 1 | 0 | 0 | 0 | 0 | 0 | DeBlois | 7 | 0 | 1 | 1 | 14 | 10 |
| Gruhl | 1 | 0 | 0 | 0 | 0 | 0 | Erixon | 7 | 0 | 1 | 1 | 6 | 10 |
| Guenette | 1 | 0 | 0 | 0 | 0 | 0 | Hardy | 1 | 0 | 0 | 0 | 0 | 3 |
| Mann | 1 | 0 | 0 | 0 | 0 | 0 | Nemeth | 1 | 0 | 0 | 0 | 0 | 0 |
| Mathiasen | 1 | 0 | 0 | 0 | 0 | 4 | Nilan | 1 | 0 | 0 | 0 | 10 | 1 |
| Brown | 2 | 0 | 0 | 0 | 0 | 4 | Paterson | 1 | 0 | 0 | 0 | 0 | 0 |
| Erickson | 2 | 0 | 0 | 0 | 0 | 1 | Talakovski | 1 | 0 | 0 | 0 | 0 | 1 |
| Giffin | 2 | 0 | 0 | 0 | 0 | 1 | Brubaker | 2 | 0 | 0 | 0 | 5 | 0 |
| Hannan | 3 | 0 | 0 | 0 | 9 | 2 | Huber | 2 | 0 | 0 | 0 | 6 | 3 |
| Joseph | 3 | 0 | 0 | 0 | 2 | 3 | Melnyk | 2 | 0 | 0 | 0 | 16 | 2 |
| Kachowski | 3 | 0 | 0 | 0 | 10 | 0 | Tinordi | 2 | 0 | 0 | 0 | 0 | 0 |
| Meloche | 3 | 0 | 0 | 0 | 0 | 0 | Donnelly | 3 | 0 | 0 | 0 | 2 | 5 |
| Van Dorp | 3 | 0 | 0 | 0 | 5 | 0 | Froese | 3 | 0 | 0 | 0 | 0 | 0 |
| Dahlquist | 4 | 0 | 0 | 0 | 8 | 3 | Giles | 3 | 0 | 0 | 0 | 4 | 4 |
| Kontos | 5 | 0 | 0 | 0 | 4 | 4 | Vanbiesbrouck | 4 | 0 | 0 | 0 | 6 | 0 |
| Riggin | 5 | 0 | 0 | 0 | 6 | 0 | Bench | 4 | 0 | 0 | 0 | 4 | 4 |
| Buskas | 7 | 0 | 0 | 0 | 18 | 4 | | | | | | | |
| Johnson | 6 | 0 | 0 | 0 | 14 | 4 | | | | | | | |
| Bench | | | | | 4 | | | | | | | | |
| TOTAL | 7 | (29-48-77) | 194 | 239 | TOTAL | 7 | (27-48-75) | 174 | 269 | | | | |

GOALTENDERS

| | GP | MP | GF | GA | ENG | SO | AVG | SAVES | SPCT. | W-L-T |
|-------------------------|----------|------------|-----------|-----------|----------|----------|-------------|------------|-------------|--------------|
| Guenette (P) | 1 | 60 | 1 | 2 | 0 | 0 | 2.00 | 35 | .946 | 0-1-0 |
| Riggin (P) | 5 | 295 | 24 | 16 | 0 | 0 | 3.25 | 155 | .906 | 2-1-2 |
| Meloche (P) | 3 | 77 | 4 | 9 | 0 | 0 | 7.01 | 52 | .852 | 1-0-0 |
| PITTSBURGH TOTAL | 7 | 432 | 29 | 27 | 0 | 0 | 3.75 | 242 | .900 | 3-2-2 |
| Vanbiesbrouck (NYR) | 4 | 242 | 14 | 15 | 0 | 0 | 3.72 | 116 | .885 | 2-2-0 |
| Froese (NYR) | 3 | 190 | 13 | 14 | 0 | 0 | 4.42 | 94 | .870 | 0-1-0 |
| NY RANGERS TOTAL | 7 | 432 | 27 | 29 | 0 | 0 | 4.03 | 210 | .879 | 2-3-2 |

POWER PLAY GOALS:

PITTSBURGH (16 for 44) - Lemieux (5), Quinn (3), Cunneymorth (3), Simpson, Mantha, Callander, Bodger & Simmer
NY RANGERS (16 for 56) - Mullen (3), Poddubny (3), Sandstrom (2), Patrick (2), Kisio (2), Dahlen (2), Shaw & Maloney

SHORTHANDED GOALS:

PITTSBURGH (2) - Lemieux & Quinn

NEW YORK RANGERS

| | | | | | | | |
|------------------------|------------|-----------|-----------|-----------|-----------|------------|------------|
| Pittsburgh Home | 58 | 19 | 30 | 9 | 47 | 191 | 219 |
| Pittsburgh Away | 58 | 20 | 31 | 7 | 47 | 191 | 238 |
| 1967-1988 TOTAL | 116 | 39 | 61 | 16 | 94 | 382 | 457 |

LAST WIN BY:

PITTSBURGH at Home:
PITTSBURGH on Road:
NY RANGERS at Home:
NY RANGERS on Road:

December 19, 1987 (4-3) (0-0-0 since last win)
December 20, 1987 (8-4) (0-2-0 since last win)
February 25, 1988 (2-1) (0-0-0 since last win)
March 14, 1987 (3-2 OT) (0-2-1 since last win)



| | | | | | | | | | | | |
|--------------|----|---|---|---|-----|----|----|------|-----|-----|-----|
| 1987-88 | GP | W | L | T | PTS | GF | GA | PPG | SHG | PEN | PIM |
| PITTSBURGH | 7 | 2 | 5 | 0 | 4 | 24 | 23 | 9-48 | 1 | 98 | 241 |
| PHILADELPHIA | 7 | 5 | 2 | 0 | 10 | 23 | 24 | 9-51 | 2 | 96 | 240 |

AT PITTSBURGH (2-2-0)

| | |
|---------|---|
| Oct. 18 | Pittsburgh 2 (Pietrangelo) at PHILADELPHIA 3 (YOUNG) |
| Nov. 3 | Philadelphia 1 (Hextall) at PITTSBURGH 5 (RIGGIN) |
| Nov. 12 | Pittsburgh 2 (Guenette) at PHILADELPHIA 5 (HEXTALL) |
| Dec. 15 | PHILADELPHIA 5 (HEXTALL) at Pittsburgh 2 (Meloche) |
| Jan. 15 | PHILADELPHIA 5 (HEXTALL) at Pittsburgh 4 (Meloche) |
| Mar. 19 | Philadelphia 0 (Hextall) at PITTSBURGH 7 (GUENETTE) |
| Mar. 20 | Pittsburgh 2 (Guenette) at PHILADELPHIA 4 (LAFORREST) |

AT PHILADELPHIA (0-3-0)

| |
|------------------|
| WG - Brown |
| WG - Simpson |
| WG - Smith |
| WG - Huffman |
| WG - Howe |
| WG - Cunneymorth |
| WG - Huffman |

LaForest replaced Hextall at 4:00 on March 19th

GOALS & SHOTS BY PERIODS:

| | | | | | |
|--------------|-------|-------|------|-----|--------|
| | 1ST | 2ND | 3RD | OVT | TOTAL |
| PITTSBURGH | 10-81 | 9-68 | 5-64 | *** | 24-213 |
| PHILADELPHIA | 6-71 | 12-87 | 5-59 | *** | 23-217 |

| PITTSBURGH | GP | G | A | PTS | PIM | SOG | PHILADELPHIA | GP | G | A | PTS | PIM | SOG |
|--------------|----------|-------------------|------------|------------|--------------|----------|-------------------|------------|------------|---|-----|-----|-----|
| Lemieux | 6 | 6 | 7 | 13 | 2 | 30 | Craven | 5 | 2 | 6 | 9 | 10 | 11 |
| Cunneymorth | 7 | 2 | 3 | 8 | 12 | 24 | Zeisel | 5 | 2 | 5 | 7 | 6 | 12 |
| Zalapski | 2 | 2 | 3 | 5 | 5 | 5 | Howe | 7 | 4 | 2 | 6 | 0 | 16 |
| Coffey | 3 | 1 | 3 | 4 | 8 | 16 | Huffman | 5 | 2 | 3 | 5 | 2 | 15 |
| Quinn | 5 | 1 | 3 | 4 | 0 | 13 | Crossman | 6 | 2 | 3 | 5 | 0 | 9 |
| Bodger | 5 | 2 | 1 | 3 | 8 | 14 | Mellanby | 6 | 1 | 3 | 3 | 28 | 16 |
| Hunter | 4 | 1 | 2 | 3 | 6 | 11 | Sinisalo | 5 | 1 | 2 | 3 | 0 | 11 |
| McLlwain | 6 | 1 | 2 | 3 | 10 | 6 | Sutter | 5 | 1 | 2 | 3 | 13 | 11 |
| Callander | 3 | 2 | 0 | 2 | 5 | 6 | Tocchet | 7 | 1 | 2 | 3 | 46 | 19 |
| Simpson | 3 | 2 | 0 | 2 | 2 | 8 | Eklund | 7 | 0 | 3 | 3 | 0 | 7 |
| Stevens | 2 | 1 | 1 | 2 | 0 | 3 | Smith | 6 | 2 | 0 | 2 | 14 | 16 |
| Buskas | 7 | 0 | 2 | 2 | 19 | 5 | Marsh | 6 | 0 | 2 | 2 | 4 | 8 |
| Bourque | 2 | 0 | 1 | 1 | 4 | 3 | Propp | 7 | 0 | 2 | 2 | 4 | 18 |
| Brown | 3 | 0 | 1 | 1 | 4 | 2 | Hill | 2 | 1 | 0 | 1 | 2 | 1 |
| Joseph | 2 | 0 | 1 | 1 | 6 | 1 | Root | 2 | 1 | 0 | 1 | 0 | 1 |
| Hannan | 3 | 0 | 1 | 1 | 4 | 5 | Brown | 3 | 1 | 0 | 1 | 4 | 5 |
| Mantha | 3 | 0 | 1 | 1 | 4 | 13 | Daigneault | 4 | 1 | 0 | 1 | 4 | 5 |
| Loney | 5 | 0 | 1 | 1 | 18 | 7 | Poulin | 5 | 1 | 0 | 1 | 0 | 8 |
| Siren | 5 | 0 | 1 | 1 | 10 | 4 | Roupe | 3 | 0 | 1 | 1 | 21 | 0 |
| Aitken | 1 | 0 | 0 | 0 | 0 | 0 | Smyth | 7 | 0 | 1 | 1 | 1 | 6 |
| Ganchar | 1 | 0 | 0 | 0 | 4 | 3 | Samuelsson | 3 | 0 | 1 | 1 | 12 | 11 |
| Mann | 1 | 0 | 0 | 0 | 0 | 0 | Grube | 1 | 0 | 0 | 0 | 2 | 0 |
| Mayer | 1 | 0 | 0 | 0 | 7 | 0 | Fenyes | 1 | 0 | 0 | 0 | 0 | 1 |
| Pietrangelo | 1 | 0 | 0 | 0 | 0 | 0 | Seabrooke | 1 | 0 | 0 | 0 | 2 | 0 |
| Riggin | 1 | 0 | 0 | 0 | 0 | 0 | Young | 1 | 0 | 0 | 0 | 0 | 0 |
| Schmidt | 1 | 0 | 0 | 0 | 0 | 3 | LaForest | 2 | 0 | 0 | 0 | 0 | 0 |
| Young | 1 | 0 | 0 | 0 | 0 | 0 | Nachbauer | 2 | 0 | 0 | 0 | 21 | 2 |
| Errey | 2 | 0 | 0 | 0 | 4 | 1 | Dobbin | 4 | 0 | 0 | 0 | 4 | 2 |
| Gotåas | 2 | 0 | 0 | 0 | 0 | 3 | Fotiu | 4 | 0 | 0 | 0 | 9 | 3 |
| Meloche | 2 | 0 | 0 | 0 | 0 | 0 | Carson | 4 | 0 | 0 | 0 | 4 | 2 |
| Mathiasen | 2 | 0 | 0 | 0 | 0 | 2 | Hextall | 5 | 0 | 0 | 0 | 22 | 1 |
| Guenette | 3 | 0 | 0 | 0 | 0 | 0 | | | | | | | |
| Paiement | 3 | 0 | 0 | 0 | 2 | 2 | | | | | | | |
| Van Dorp | 3 | 0 | 0 | 0 | 6 | 4 | | | | | | | |
| Hillier | 4 | 0 | 0 | 0 | 18 | 5 | | | | | | | |
| Johnson | 4 | 0 | 0 | 0 | 12 | 5 | | | | | | | |
| Kachowski | 4 | 0 | 0 | 0 | 7 | 3 | | | | | | | |
| Kontos | 4 | 0 | 0 | 0 | 2 | 3 | | | | | | | |
| Simmer | 4 | 0 | 0 | 0 | 4 | 4 | | | | | | | |
| Dahlquist | 5 | 0 | 0 | 0 | 11 | 2 | | | | | | | |
| Frawley | 5 | 0 | 0 | 0 | 35 | 1 | | | | | | | |
| Bench | | | | | 2 | | | | | | | | |
| TOTAL | 7 | (24-34-58) | 241 | 217 | TOTAL | 7 | (23-38-61) | 240 | 217 | | | | |



| | | | | | | | | | | | |
|------------|----|---|---|---|-----|----|----|------|-----|-----|-----|
| 1987-88 | GP | W | L | T | PTS | GF | GA | PPG | SHG | PEN | PIM |
| PITTSBURGH | 3 | 3 | 0 | 0 | 6 | 17 | 11 | 9-27 | 2 | 29 | 58 |
| QUEBEC | 3 | 0 | 3 | 0 | 0 | 11 | 17 | 4-18 | 1 | 39 | 102 |

AT PITTSBURGH (1-0-0)

Oct. 31 PITTSBURGH 5 (RIGGIN) at Quebec 4 (Brunetta)
 Nov. 25 Quebec 4 (Brunetta) at PITTSBURGH 6 (GUENETTE)
 Mar. 27 PITTSBURGH 6 (GUENETTE) at Quebec 3 (Gosselin)

AT QUEBEC (2-0-0)

WG - Simpson*
 WG - Brown
 WG - Lemieux

Guenette replaced Meloche at 31:44 on November 25th
 *Simpson scored at 4:05 of overtime on October 31st

GOALS & SHOTS BY PERIODS:

| | | | | | |
|------------|------|------|------|-----|--------|
| PITTSBURGH | 1ST | 2ND | 3RD | OVT | TOTAL |
| QUEBEC | 4-37 | 3-37 | 9-41 | 1-4 | 17-119 |
| | 3-14 | 4-30 | 4-28 | 0-2 | 11-74 |

| PITTSBURGH | GP | G | A | PTS | PIM | SOG | QUEBEC | GP | G | A | PTS | PIM | SOG |
|--------------|----------|-----------|-----------|-----------|-----------|------------|--------------|----------|-----------|-----------|-----------|------------|-----------|
| Lemieux | 3 | 6 | 6 | 12 | 0 | 26 | P. Stastny | 3 | 3 | 4 | 7 | 2 | 8 |
| Coffey | 2 | 0 | 5 | 5 | 2 | 6 | Goulet | 3 | 2 | 3 | 5 | 0 | 7 |
| Cunneynworth | 3 | 2 | 2 | 4 | 2 | 9 | Brown | 3 | 2 | 0 | 2 | 2 | 7 |
| Simpson | 1 | 2 | 1 | 3 | 0 | 6 | A. Stastny | 3 | 2 | 0 | 2 | 0 | 9 |
| Mantha | 1 | 1 | 2 | 3 | 0 | 6 | Finn | 3 | 1 | 1 | 2 | 4 | 3 |
| Quinn | 2 | 2 | 1 | 3 | 2 | 8 | LaFreniere | 2 | 0 | 2 | 2 | 0 | 0 |
| Paient | 1 | 0 | 2 | 2 | 2 | 1 | Carkner | 3 | 0 | 2 | 2 | 6 | 2 |
| Callander | 1 | 1 | 0 | 1 | 0 | 4 | Duchesne | 3 | 0 | 2 | 2 | 4 | 2 |
| Stevens | 1 | 1 | 0 | 1 | 0 | 3 | Gillis | 3 | 1 | 0 | 1 | 8 | 4 |
| McLwain | 2 | 1 | 0 | 1 | 0 | 2 | Albelin | 2 | 0 | 1 | 1 | 2 | 1 |
| Brown | 3 | 1 | 0 | 1 | 0 | 3 | Haworth | 2 | 0 | 1 | 1 | 6 | 3 |
| Johnson | 2 | 0 | 1 | 1 | 4 | 3 | Moller | 2 | 0 | 1 | 1 | 20 | 3 |
| Bodger | 3 | 0 | 1 | 1 | 6 | 11 | Cote | 3 | 0 | 1 | 1 | 4 | 5 |
| Buskas | 3 | 0 | 1 | 1 | 8 | 1 | Eagles | 3 | 0 | 1 | 1 | 0 | 2 |
| Siren | 3 | 0 | 1 | 1 | 0 | 5 | Lambert | 3 | 0 | 1 | 1 | 6 | 7 |
| Errey | 1 | 0 | 0 | 0 | 0 | 1 | Fortier | 1 | 0 | 0 | 0 | 0 | 1 |
| Ganchar | 1 | 0 | 0 | 0 | 0 | 0 | Gosselin | 1 | 0 | 0 | 0 | 0 | 0 |
| Giffin | 1 | 0 | 0 | 0 | 0 | 0 | Latta | 1 | 0 | 0 | 0 | 0 | 0 |
| Gotaas | 1 | 0 | 0 | 0 | 4 | 1 | Poudrier | 1 | 0 | 0 | 0 | 0 | 0 |
| Hannan | 1 | 0 | 0 | 0 | 2 | 4 | Brunette | 2 | 0 | 0 | 0 | 2 | 0 |
| Joseph | 1 | 0 | 0 | 0 | 2 | 0 | Guerand | 2 | 0 | 0 | 0 | 8 | 0 |
| Kachowski | 1 | 0 | 0 | 0 | 0 | 0 | Jackson | 2 | 0 | 0 | 0 | 10 | 1 |
| Meloche | 1 | 0 | 0 | 0 | 0 | 0 | Donnelly | 3 | 0 | 0 | 0 | 18 | 3 |
| Riggin | 1 | 0 | 0 | 0 | 0 | 0 | Picard | 3 | 0 | 0 | 0 | 0 | 6 |
| Simmer | 1 | 0 | 0 | 0 | 2 | 3 | | | | | | | |
| Zalapski | 1 | 0 | 0 | 0 | 2 | 4 | | | | | | | |
| Dahlquist | 2 | 0 | 0 | 0 | 8 | 1 | | | | | | | |
| Frawley | 2 | 0 | 0 | 0 | 4 | 1 | | | | | | | |
| Guenette | 2 | 0 | 0 | 0 | 0 | 0 | | | | | | | |
| Hillier | 2 | 0 | 0 | 0 | 2 | 1 | | | | | | | |
| Hunter | 2 | 0 | 0 | 0 | 0 | 3 | | | | | | | |
| Kontos | 2 | 0 | 0 | 0 | 0 | 3 | | | | | | | |
| Loney | 2 | 0 | 0 | 0 | 4 | 3 | | | | | | | |
| Mathiasen | 2 | 0 | 0 | 0 | 2 | 0 | | | | | | | |
| TOTAL | 3 | 17 | 23 | 40 | 58 | 119 | TOTAL | 3 | 11 | 20 | 31 | 102 | 74 |

| GOALTENDERS | GP | MP | GF | GA | ENG | SO | AVG | SAVES | SPCT. | W-L-T |
|-------------------------|----------|------------|-----------|-----------|----------|----------|-------------|------------|-------------|--------------|
| Guenette (P) | 2 | 88 | 12 | 3 | 0 | 0 | 2.05 | 29 | .906 | 2-0-0 |
| Riggin (P) | 1 | 64 | 5 | 4 | 0 | 0 | 3.75 | 26 | .867 | 1-0-0 |
| Meloche (P) | 1 | 32 | 0 | 4 | 0 | 0 | 7.50 | 8 | .667 | 0-0-0 |
| PITTSBURGH TOTAL | 3 | 184 | 17 | 11 | 0 | 0 | 3.59 | 63 | .851 | 3-0-0 |
| Brunetta (Q) | 2 | 124 | 8 | 11 | 0 | 0 | 5.32 | 63 | .851 | 0-2-0 |
| Gosselin (Q) | 1 | 60 | 3 | 6 | 0 | 0 | 6.00 | 39 | .867 | 0-1-0 |
| QUEBEC TOTAL | 3 | 184 | 11 | 17 | 0 | 0 | 5.54 | 102 | .857 | 0-3-0 |

POWER PLAY GOALS: PITTSBURGH (9 for 27) - Lemieux (2), Quinn (2), Simpson, McLwain, Callander, Brown & Stevens
 QUEBEC (4 for 18) - P. Stastny (2), Brown & Goulet

SHORTHAND GOAL: PITTSBURGH (2) - Lemieux (2)
 QUEBEC (1) - Goulet

| QUEBEC NORDIQUES | GP | W | L | T | PTS | GF | GA |
|------------------------|-----------|-----------|-----------|----------|-----------|------------|------------|
| Pittsburgh Home | 14 | 7 | 5 | 2 | 16 | 58 | 62 |
| Pittsburgh Away | 15 | 7 | 8 | 0 | 14 | 57 | 67 |
| 1979-1988 TOTAL | 29 | 14 | 13 | 2 | 30 | 115 | 129 |

LAST WIN BY:
 PITTSBURGH at Home: November 25, 1987 (6-4) (0-0-0 since last win)
 PITTSBURGH on Road: March 27, 1988 (6-3) (0-0-0 since last win)
 QUEBEC at Home: October 19, 1985 (4-3) (0-3-0 since last win)
 QUEBEC on Road: February 16, 1985 (8-1) (0-3-1 since last win)



| | | | | | | | | | | | |
|------------|----|---|---|---|-----|----|----|------|-----|-----|-----|
| 1987-88 | GP | W | L | T | PTS | GF | GA | PPG | SHG | PEN | PIM |
| PITTSBURGH | 3 | 0 | 3 | 0 | 0 | 10 | 16 | 4-20 | 0 | 27 | 57 |
| ST. LOUIS | 3 | 3 | 0 | 0 | 6 | 16 | 10 | 7-20 | 2 | 28 | 70 |

AT PITTSBURGH (0-1-0)

Dec. 12 Pittsburgh 2 (Meloche) at ST. LOUIS 5 (WAMSLEY)
 Feb. 21 ST. LOUIS 5 (MILLEN) at Pittsburgh 4 (Pietrangelo)
 Mar. 10 Pittsburgh 4 (Guenette) at ST. LOUIS 6 (MILLEN)

AT ST. LOUIS (0-2-0)

WG - Evans
 WG - Gilmour
 WG - McKegney

GOALS & SHOTS BY PERIODS:

| | | | | | |
|------------|------|------|------|-----|-------|
| PITTSBURGH | 1ST | 2ND | 3RD | OVT | TOTAL |
| ST. LOUIS | 3-32 | 2-32 | 5-26 | *** | 10-90 |
| | 5-35 | 7-33 | 4-22 | *** | 16-90 |

| PITTSBURGH | GP | G | A | PTS | PIM | SOG | ST. LOUIS | GP | G | A | PTS | PIM | SOG |
|--------------|----------|-----------|-----------|-----------|-----------|-----------|--------------|----------|-----------|-----------|-----------|-----------|-----------|
| Bodger | 2 | 1 | 2 | 3 | 8 | 5 | Gilmour | 3 | 5 | 3 | 8 | 4 | 12 |
| Coffey | 2 | 1 | 2 | 3 | 4 | 14 | McKegney | 3 | 3 | 4 | 7 | 2 | 15 |
| Quinn | 3 | 0 | 3 | 3 | 2 | 13 | Federko | 3 | 2 | 5 | 7 | 2 | 4 |
| Brown | 3 | 2 | 0 | 2 | 0 | 6 | Hunter | 3 | 1 | 3 | 4 | 4 | 4 |
| Lemieux | 3 | 1 | 1 | 2 | 6 | 8 | Benning | 3 | 0 | 3 | 3 | 2 | 4 |
| Schmidt | 1 | 1 | 0 | 1 | 0 | 5 | Hrkac | 3 | 0 | 3 | 3 | 2 | 2 |
| Stevens | 1 | 1 | 0 | 1 | 4 | 3 | Gingras | 3 | 0 | 2 | 2 | 0 | 7 |
| Frawley | 2 | 1 | 0 | 1 | 2 | 6 | Evans | 1 | 1 | 0 | 1 | 0 | 3 |
| Cunneynworth | 3 | 1 | 0 | 1 | 4 | 3 | Whistler | 1 | 1 | 0 | 1 | 0 | 1 |
| Hunter | 3 | 1 | 0 | 1 | 2 | 2 | G. Cavallini | 3 | 1 | 0 | 1 | 2 | 2 |
| Erickson | 1 | 0 | 1 | 1 | 0 | 2 | Meagher | 3 | 1 | 0 | 1 | 6 | 1 |
| Pietrangelo | 1 | 0 | 1 | 1 | 0 | 0 | Hull | 1 | 0 | 1 | 1 | 2 | 10 |
| Gotaas | 2 | 0 | 1 | 1 | 4 | 14 | Sutter | 3 | 1 | 0 | 1 | 0 | 6 |
| Siren | 2 | 0 | 1 | 1 | 0 | 1 | Turnbull | 1 | 0 | 1 | 1 | 2 | 1 |
| Loney | 3 | 0 | 1 | 1 | 2 | 1 | Bozek | 1 | 0 | 0 | 0 | 0 | 0 |
| Meloche | 1 | 0 | 0 | 0 | 0 | 0 | P. Cavallini | 1 | 0 | 0 | 0 | 2 | 0 |
| Callander | 1 | 0 | 0 | 0 | 2 | 1 | Dark | 1 | 0 | 0 | 0 | 2 | 0 |
| Dahlquist | 1 | 0 | 0 | 0 | 0 | 0 | Roberts | 1 | 0 | 0 | 0 | 0 | 0 |
| Errey | 1 | 0 | 0 | 0 | 0 | 0 | Ronning | 1 | 0 | 0 | 0 | 0 | 1 |
| Guenette | 1 | 0 | 0 | 0 | 0 | 0 | Wamsley | 1 | 0 | 0 | 0 | 0 | 0 |
| Goertz | 1 | 0 | 0 | 0 | 2 | 2 | Bourgeois | 2 | 0 | 0 | 0 | 0 | 0 |
| Kontos | 1 | 0 | 0 | 0 | 0 | 0 | Millen | 2 | 0 | 0 | 0 | 0 | 0 |
| Mann | 1 | 0 | 0 | 0 | 0 | 0 | Ramage | 2 | 0 | 0 | 0 | 5 | 5 |
| Mathiasen | 1 | 0 | 0 | 0 | 0 | 2 | Bothwell | 3 | 0 | 0 | 0 | 14 | 2 |
| Van Dorp | 1 | 0 | 0 | 0 | 2 | 1 | Ewen | 3 | 0 | 0 | 0 | 6 | 0 |
| Zalapski | 1 | 0 | 0 | 0 | 0 | 1 | Raglan | 3 | 0 | 0 | 0 | 9 | 7 |
| Ganchar | 2 | 0 | 0 | 0 | 0 | 1 | | | | | | | |
| Johnson | 2 | 0 | 0 | 0 | 7 | 2 | | | | | | | |
| McLwain | 2 | 0 | 0 | 0 | 2 | 3 | | | | | | | |
| Simmer | 2 | 0 | 0 | 0 | 0 | 1 | | | | | | | |
| Buskas | 3 | 0 | 0 | 0 | 2 | 1 | | | | | | | |
| Hillier | 3 | 0 | 0 | 0 | 4 | 3 | | | | | | | |
| TOTAL | 3 | 10 | 13 | 23 | 90 | 57 | TOTAL | 3 | 16 | 26 | 42 | 90 | 70 |

| GOALTENDERS | GP | MP | GF | GA | ENG | SO | AVG | SAVES | SPCT. | W-L-T |
|-------------------------|----------|------------|-----------|-----------|----------|----------|-------------|-----------|-------------|--------------|
| Meloche (P) | 1 | 60 | 2 | 5 | 0 | 0 | 5.00 | 17 | .773 | 0-1-0 |
| Pietrangelo (P) | 1 | 60 | 4 | 5 | 0 | 0 | 5.00 | 18 | .783 | 0-1-0 |
| Guenette (P) | 1 | 60 | 4 | 6 | 0 | 0 | 6.00 | 39 | .867 | 0-1-0 |
| PITTSBURGH TOTAL | 3 | 180 | 10 | 16 | 0 | 0 | 5.33 | 74 | .822 | 0-3-0 |
| Wamsley (ST) | 1 | 60 | 5 | 2 | 0 | 0 | 2.00 | 28 | .933 | 1-0-0 |
| Millen (ST) | 2 | 120 | 11 | 8 | 0 | 0 | 4.00 | 52 | .650 | 2-0-0 |
| ST. LOUIS TOTAL | 3 | 180 | 16 | 10 | 0 | 0 | 3.33 | 80 | .888 | 3-0-0 |

POWER PLAY GOALS: PITTSBURGH (4 for 20) - Coffey, Bodger, Cunneynworth & Brown
 ST. LOUIS (7 for 20) - Gilmour (3), Federko (2), Sutter & Hunter

SHORTHAND GOALS: ST. LOUIS (2) - McKegney & Meagher

| ST. LOUIS BLUES | GP | W | L | T | PTS | GF | GA |
|------------------------|-----------|-----------|-----------|-----------|-----------|------------|------------|
| Pittsburgh Home | 48 | 21 | 17 | 10 | 52 | 173 | 144 |
| Pittsburgh Away | 50 | 13 | 32 | 5 | 31 | 133 | 192 |
| 1967-1988 TOTAL | 98 | 34 | 49 | 15 | 83 | 306 | 336 |

LAST WIN BY:
 PITTSBURGH at Home: March 18, 1987 (5-4) (0-1-0 since last win)
 PITTSBURGH on Road: January 18, 1986 (5-2) (0-2-1 since last win)
 ST. LOUIS at Home: March 10, 1988 (6-4) (0-0-0 since last win)
 ST. LOUIS on Road: February 21, 1988 (5-4) (0-0-0 since last win)



| 1987-88 | GP | W | L | T | PTS | GF | GA | PPG | SHG | PEN | PIM |
|------------|----|---|---|---|-----|----|----|------|-----|-----|-----|
| PITTSBURGH | 3 | 2 | 1 | 0 | 4 | 9 | 9 | 1-17 | 1 | 28 | 78 |
| TORONTO | 3 | 1 | 2 | 0 | 2 | 9 | 9 | 1-14 | 2 | 33 | 88 |

AT PITTSBURGH (1-1-0)
 Oct. 29 TORONTO 4 (BESTER) at Pittsburgh 0 (Meloche)
 Jan. 16 PITTSBURGH 4 (PIETRANGELO) at Toronto 3 (Bester)
 Mar. 16 Toronto 2 (Wregget) at PITTSBURGH 5 (GUENETTE)
 Pietrangelo replaced Meloche at 20:00 on October 29th

AT TORONTO (1-0-0)
 WG - Iafarate
 WG - Bourque
 WG - Frawley

| GOALS & SHOTS BY PERIODS: | 1ST | 2ND | 3RD | OVT | TOTAL |
|---------------------------|------|------|------|-----|-------|
| PITTSBURGH | 5-37 | 3-35 | 1-32 | *** | 9-104 |
| TORONTO | 4-23 | 2-22 | 3-25 | *** | 9-70 |

| PITTSBURGH | GP | G | A | PTS | PIM | SOG | TORONTO | GP | G | A | PTS | PIM | SOG |
|--------------|----------|---|---|-----|-----|------------|--------------|----------|---|---|-----|-----|-----------|
| Lemieux | 3 | 2 | 4 | 6 | 2 | 15 | Courtnall | 3 | 3 | 0 | 3 | 2 | 12 |
| Brown | 3 | 2 | 1 | 3 | 0 | 9 | Iafarate | 3 | 1 | 2 | 3 | 6 | 6 |
| Frawley | 2 | 1 | 1 | 2 | 12 | 4 | Olczyk | 3 | 1 | 2 | 3 | 2 | 6 |
| Hunter | 2 | 1 | 1 | 2 | 4 | 5 | Fergus | 2 | 2 | 0 | 2 | 0 | 7 |
| Bodger | 3 | 1 | 1 | 2 | 4 | 8 | Osborne | 3 | 1 | 1 | 2 | 4 | 5 |
| Simmer | 2 | 0 | 2 | 2 | 4 | 1 | Terrion | 3 | 0 | 2 | 2 | 6 | 5 |
| Bourque | 1 | 1 | 0 | 1 | 0 | 3 | Gill | 2 | 1 | 0 | 1 | 2 | 3 |
| Quinn | 2 | 1 | 0 | 1 | 0 | 10 | Damphousse | 3 | 0 | 1 | 1 | 2 | 2 |
| Zalapski | 1 | 0 | 1 | 1 | 0 | 3 | Allison | 1 | 0 | 0 | 0 | 0 | 0 |
| Coffey | 2 | 0 | 1 | 1 | 0 | 8 | Blaisdell | 1 | 0 | 0 | 0 | 0 | 0 |
| Johnson | 2 | 0 | 1 | 1 | 4 | 0 | Clark | 1 | 0 | 0 | 0 | 9 | 4 |
| Siren | 3 | 0 | 1 | 1 | 0 | 5 | Frycer | 1 | 0 | 0 | 0 | 2 | 0 |
| Callander | 1 | 0 | 0 | 0 | 5 | 1 | Kotsopoulos | 1 | 0 | 0 | 0 | 0 | 0 |
| Errey | 1 | 0 | 0 | 0 | 0 | 0 | Stothers | 1 | 0 | 0 | 0 | 7 | 0 |
| Ganchar | 1 | 0 | 0 | 0 | 0 | 2 | Wregget | 1 | 0 | 0 | 0 | 0 | 0 |
| Guenette | 1 | 0 | 0 | 0 | 0 | 0 | Yaremchuk | 1 | 0 | 0 | 0 | 0 | 0 |
| Hannan | 1 | 0 | 0 | 0 | 0 | 3 | Bester | 1 | 0 | 0 | 0 | 0 | 0 |
| Kontos | 1 | 0 | 0 | 0 | 0 | 1 | Daoust | 2 | 0 | 0 | 0 | 4 | 1 |
| Mann | 1 | 0 | 0 | 0 | 0 | 14 | Degrey | 2 | 0 | 0 | 0 | 0 | 0 |
| Mantha | 1 | 0 | 0 | 0 | 0 | 4 | Ihnacak | 2 | 0 | 0 | 0 | 0 | 0 |
| Mathiasen | 1 | 0 | 0 | 0 | 0 | 0 | McKenna | 2 | 0 | 0 | 0 | 0 | 0 |
| Meloche | 1 | 0 | 0 | 0 | 0 | 0 | Secord | 2 | 0 | 0 | 0 | 16 | 6 |
| Paient | 1 | 0 | 0 | 0 | 0 | 2 | Sernemko | 2 | 0 | 0 | 0 | 10 | 0 |
| Simpson | 1 | 0 | 0 | 0 | 2 | 0 | Lanz | 3 | 0 | 0 | 0 | 2 | 1 |
| Stevens | 1 | 0 | 0 | 0 | 0 | 2 | Leeman | 3 | 0 | 0 | 0 | 2 | 10 |
| Young | 1 | 0 | 0 | 0 | 0 | 0 | Richardson | 3 | 0 | 0 | 0 | 2 | 0 |
| Cunneyworth | 2 | 0 | 0 | 0 | 2 | 5 | Salming | 3 | 0 | 0 | 0 | 10 | 2 |
| Gotaas | 2 | 0 | 0 | 0 | 2 | 1 | | | | | | | |
| Hillier | 2 | 0 | 0 | 0 | 4 | 1 | | | | | | | |
| Kachowski | 2 | 0 | 0 | 0 | 0 | 0 | | | | | | | |
| Loney | 2 | 0 | 0 | 0 | 2 | 4 | | | | | | | |
| Pietrangelo | 2 | 0 | 0 | 0 | 0 | 0 | | | | | | | |
| Buskas | 3 | 0 | 0 | 0 | 13 | 6 | | | | | | | |
| McLlwain | 3 | 0 | 0 | 0 | 0 | 4 | | | | | | | |
| TOTAL | 3 | | | | | 104 | TOTAL | 3 | | | | | 70 |

| GOALTENDERS | GP | MP | GF | GA | ENG | SO | AVG | SAVES | SPCT. | W-L-T |
|-------------------------|----------|------------|----------|----------|----------|-------------|-------------|-----------|-------------|--------------|
| Guenette (P) | 1 | 60 | 5 | 2 | 0 | 0 | 2.00 | 22 | .917 | 1-0-0 |
| Pietrangelo (P) | 2 | 100 | 4 | 4 | 0 | 0 | 2.40 | 37 | .902 | 1-0-0 |
| Meloche (P) | 1 | 20 | 0 | 3 | 0 | 0 | 9.00 | 2 | .400 | 0-1-0 |
| PITTSBURGH TOTAL | 3 | 180 | 9 | 9 | 0 | 0 | 3.00 | 61 | .871 | 2-1-0 |
| Bester (T) | 2 | 120 | 7 | 4 | 0 | 1 | 2.00 | 60 | .938 | 1-1-0 |
| Wregget (T) | 1 | 60 | 2 | 5 | 0 | 0 | 5.00 | 35 | .875 | 0-1-0 |
| TORONTO TOTAL | 3 | 180 | 9 | 9 | 1 | 3.00 | 95 | 95 | .913 | 1-2-0 |

POWER PLAY GOALS: PITTSBURGH (1 for 17) - Bodger
 TORONTO (1 for 14) - Fergus

SHORTHANDED GOAL: PITTSBURGH (1) - Frawley
 TORONTO (2) - Osborne & Olczyk

| TORONTO MAPLE LEAFS | GP | W | L | T | PTS | GF | GA |
|------------------------|-----------|-----------|-----------|-----------|-----------|------------|------------|
| Pittsburgh Home | 46 | 23 | 18 | 5 | 51 | 170 | 149 |
| Pittsburgh Away | 45 | 15 | 20 | 10 | 40 | 145 | 178 |
| 1967-1988 TOTAL | 91 | 38 | 38 | 15 | 91 | 315 | 327 |

LAST WIN BY:
 PITTSBURGH at Home: March 16, 1988 (5-2) (0-0-0 since last win)
 PITTSBURGH on Road: January 16, 1988 (4-3) (0-0-0 since last win)
 TORONTO at Home: March 5, 1987 (7-2) (0-1-0 since last win)
 TORONTO on Road: October 29, 1987 (4-0) (0-1-0 since last win)



| 1987-88 | GP | W | L | T | PTS | GF | GA | PPG | SHG | PEN | PIM |
|------------|----|---|---|---|-----|----|----|------|-----|-----|-----|
| PITTSBURGH | 3 | 1 | 2 | 0 | 2 | 10 | 14 | 1-14 | 0 | 30 | 73 |
| VANCOUVER | 3 | 2 | 1 | 0 | 4 | 14 | 10 | 5-18 | 0 | 29 | 94 |

AT PITTSBURGH (1-0-0)
 Nov. 17 Pittsburgh 4 (Guenette) at VANCOUVER 6 (BRODEUR)
 Dec. 5 Vancouver 3 (McLean) at PITTSBURGH 6 (MELOCHE)
 Feb. 17 Pittsburgh 0 (Pietrangelo) at VANCOUVER 5 (MCLEAN)
 Guenette replaced Riggan at 20:00 on November 17th
 Riggan replaced Guenette from 56:39 to 56:47 on November 17th

AT VANCOUVER (0-2-0)
 WG - Hodgson
 WG - Quinn
 WG - Sandlak

| GOALS & SHOTS BY PERIODS: | 1ST | 2ND | 3RD | OVT | TOTAL |
|---------------------------|------|------|------|-----|-------|
| PITTSBURGH | 2-32 | 4-28 | 4-39 | *** | 10-99 |
| VANCOUVER | 5-27 | 5-26 | 4-24 | *** | 14-77 |

| PITTSBURGH | GP | G | A | PTS | PIM | SOG | VANCOUVER | GP | G | A | PTS | PIM | SOG |
|--------------|----------|---|---|-----|-----|-----------|--------------|----------|---|---|-----|-----|-----------|
| Lemieux | 3 | 3 | 2 | 5 | 2 | 16 | Tanti | 3 | 2 | 4 | 6 | 2 | 10 |
| Quinn | 3 | 3 | 0 | 3 | 0 | 13 | Smyl | 2 | 2 | 3 | 5 | 0 | 3 |
| Callander | 2 | 2 | 1 | 3 | 2 | 6 | Hodgson | 1 | 1 | 4 | 5 | 0 | 1 |
| Coffey | 2 | 0 | 3 | 3 | 2 | 6 | Adams | 3 | 2 | 2 | 4 | 0 | 6 |
| Mathiasen | 2 | 0 | 3 | 3 | 6 | 3 | Pederson | 3 | 0 | 4 | 4 | 2 | 6 |
| Simpson | 1 | 1 | 0 | 1 | 2 | 2 | LeBlanc | 1 | 1 | 2 | 3 | 0 | 1 |
| Hunter | 2 | 1 | 0 | 1 | 0 | 5 | Sandlak | 1 | 2 | 0 | 2 | 0 | 5 |
| Mantha | 1 | 0 | 1 | 1 | 4 | 5 | Skriko | 3 | 1 | 1 | 2 | 2 | 5 |
| Brown | 2 | 0 | 1 | 1 | 0 | 0 | Butcher | 3 | 0 | 2 | 2 | 8 | 3 |
| McLlwain | 2 | 0 | 1 | 1 | 4 | 1 | Lidster | 2 | 1 | 0 | 1 | 0 | 3 |
| Simmer | 2 | 0 | 1 | 1 | 2 | 2 | Tambellini | 2 | 1 | 0 | 1 | 4 | 1 |
| Cunneyworth | 3 | 0 | 1 | 1 | 9 | 15 | Coxe | 3 | 1 | 0 | 1 | 15 | 2 |
| Johnson | 3 | 0 | 1 | 1 | 2 | 2 | Huber | 2 | 0 | 1 | 1 | 4 | 5 |
| Dahlquist | 1 | 0 | 0 | 0 | 0 | 0 | Brodeur | 1 | 0 | 0 | 0 | 0 | 0 |
| Erickson | 1 | 0 | 0 | 0 | 0 | 2 | Lanthier | 1 | 0 | 0 | 0 | 0 | 2 |
| Ganchar | 1 | 0 | 0 | 0 | 0 | 1 | Lowy | 1 | 0 | 0 | 0 | 2 | 0 |
| Goertz | 1 | 0 | 0 | 0 | 0 | 0 | Melnyk | 1 | 0 | 0 | 0 | 15 | 0 |
| Gotaas | 1 | 0 | 0 | 0 | 0 | 0 | Richter | 1 | 0 | 0 | 0 | 0 | 0 |
| Guenette | 1 | 0 | 0 | 0 | 0 | 0 | Rohlicek | 1 | 0 | 0 | 0 | 0 | 0 |
| Hannan | 1 | 0 | 0 | 0 | 0 | 0 | McLean | 2 | 0 | 0 | 0 | 0 | 0 |
| Hillier | 1 | 0 | 0 | 0 | 2 | 2 | Stern | 2 | 0 | 0 | 0 | 5 | 1 |
| Joseph | 1 | 0 | 0 | 0 | 0 | 0 | Benning | 3 | 0 | 0 | 0 | 4 | 7 |
| Kontos | 1 | 0 | 0 | 0 | 0 | 0 | Boyd | 3 | 0 | 0 | 0 | 4 | 3 |
| Mann | 1 | 0 | 0 | 0 | 2 | 1 | Saunders | 3 | 0 | 0 | 0 | 0 | 7 |
| Meloche | 1 | 0 | 0 | 0 | 0 | 0 | Stanley | 3 | 0 | 0 | 0 | 19 | 0 |
| Pietrangelo | 1 | 0 | 0 | 0 | 0 | 0 | Sutter | 3 | 0 | 0 | 0 | 6 | 3 |
| Riggan | 1 | 0 | 0 | 0 | 0 | 0 | Wickenheiser | 3 | 0 | 0 | 0 | 2 | 3 |
| Van Dorp | 1 | 0 | 0 | 0 | 0 | 0 | | | | | | | |
| Bodger | 2 | 0 | 0 | 0 | 0 | 4 | | | | | | | |
| Frawley | 2 | 0 | 0 | 0 | 7 | 3 | | | | | | | |
| Kachowski | 2 | 0 | 0 | 0 | 7 | 0 | | | | | | | |
| Buskas | 3 | 0 | 0 | 0 | 7 | 1 | | | | | | | |
| Loney | 3 | 0 | 0 | 0 | 7 | 4 | | | | | | | |
| Siren | 3 | 0 | 0 | 0 | 4 | 5 | | | | | | | |
| Bench | | | | | 2 | | | | | | | | |
| TOTAL | 3 | | | | | 99 | TOTAL | 3 | | | | | 77 |

| GOALTENDERS | GP | MP | GF | GA | ENG | SO | AVG | SAVES | SPCT. | W-L-T |
|-------------------------|----------|------------|-----------|-----------|----------|-------------|-------------|-----------|-------------|--------------|
| Meloche (P) | 1 | 60 | 6 | 3 | 0 | 0 | 3.00 | 25 | .893 | 1-0-0 |
| Guenette (P) | 1 | 40 | 3 | 3 | 0 | 0 | 4.50 | 7 | .700 | 0-1-0 |
| Pietrangelo (P) | 1 | 60 | 0 | 5 | 0 | 0 | 5.00 | 27 | .844 | 0-1-0 |
| Riggan (P) | 1 | 20 | 1 | 3 | 0 | 0 | 9.00 | 4 | .571 | 0-0-0 |
| PITTSBURGH TOTAL | 3 | 180 | 10 | 14 | 0 | 0 | 4.67 | 63 | .818 | 1-2-0 |
| McLean (V) | 2 | 120 | 8 | 5 | 1 | 1 | 2.50 | 57 | .919 | 1-1-0 |
| Brodeur (V) | 1 | 60 | 6 | 4 | 0 | 0 | 4.00 | 32 | .889 | 1-0-0 |
| VANCOUVER TOTAL | 3 | 180 | 14 | 10 | 1 | 3.33 | 89 | 89 | .899 | 2-1-0 |

POWER PLAY GOALS: PITTSBURGH (1 for 14) - Quinn
 VANCOUVER (5 for 18) - Tanti (2), Lidster, Skriko & LeBlanc

| VANCOUVER CANUCKS | GP | W | L | T | PTS | GF | GA |
|------------------------|-----------|-----------|-----------|----------|-----------|------------|------------|
| Pittsburgh Home | 35 | 22 | 7 | 6 | 50 | 157 | 120 |
| Pittsburgh Away | 36 | 16 | 17 | 3 | 35 | 140 | 137 |
| 1970-1988 TOTAL | 71 | 38 | 24 | 9 | 85 | 297 | 257 |

LAST WIN BY:
 PITTSBURGH at Home: December 5, 1987 (6-3) (0-0-0 since last win)
 PITTSBURGH on Road: January 23, 1987 (6-0) (0-2-0 since last win)
 VANCOUVER at Home: February 17, 1988 (5-0) (0-0-0 since last win)
 VANCOUVER on Road: February 28, 1984 (9-5) (0-4-2 since last win)



capitals

| | | | | | | | | | | | |
|-------------------|----|---|---|---|-----|----|----|-------|-----|-----|-----|
| 1987-88 | GP | W | L | T | PTS | GF | GA | PPG | SHG | PEN | PIM |
| PITTSBURGH | 7 | 5 | 1 | 1 | 11 | 32 | 23 | 12-45 | 4 | 95 | 243 |
| WASHINGTON | 7 | 1 | 5 | 1 | 3 | 23 | 32 | 10-58 | 0 | 83 | 225 |

AT PITTSBURGH (3-0-1)

| | | |
|---------|---|-----------------------|
| Nov. 11 | Washington 2 (Malarchuk) at PITTSBURGH 3 (RIGGIN) | AT WASHINGTON (2-1-0) |
| Nov. 27 | PITTSBURGH 4 (MELOCHE) at Washington 2 (Malarchuk) | WG - Hannan |
| Nov. 28 | Washington 5 (Malarchuk) at Pittsburgh 5 (Meloche) | WG - Hunter |
| Jan. 1 | Pittsburgh 3 (Meloche) at WASHINGTON 5 (MALARCHUK) | WG - Murphy |
| Feb. 2 | Washington 2 (Peeters) at PITTSBURGH 3 (PIETRANGELO) | WG - Lemieux* |
| Mar. 23 | Washington 1 (Peeters) at PITTSBURGH 7 (GUENETTE) | WG - Gotaas |
| Apr. 2 | PITTSBURGH 7 (GUENETTE) at Washington 6 (Malarchuk) | WG - Lemieux** |

Meloche replaced Riggins at 20:00 on November 28th
 Malarchuk replaced Peeters at 17:11 on November 28th
 Malarchuk replaced Peeters at 40:00 on March 23rd
 * Lemieux scored at 4:11 of overtime on February 2nd
 ** Lemieux scored at 4:02 of overtime on April 2nd

GOALS & SHOTS BY PERIODS:

| PITTSBURGH | | 1ST | 2ND | 3RD | OVT | TOTAL | WASHINGTON | | 1ST | 2ND | 3RD | OVT | TOTAL | | |
|--------------|----------|------|-------|------|-------------------|------------|---------------|--------------|----------|------|-----|-----|-------------------|------------|------------|
| GP | G | 8-68 | 11-56 | 7-60 | 2-7 | 32-125 | GP | G | 8-84 | 7-74 | 0-3 | 2-7 | 23-229 | | |
| Lemieux | 6 | 8 | 7 | 15 | 18 | 32 | Gartner | 7 | 6 | 2 | 8 | 8 | 25 | | |
| Cunneynworth | 7 | 3 | 5 | 8 | 12 | 17 | Hunter | 7 | 5 | 3 | 8 | 4 | 17 | | |
| Coffey | 5 | 2 | 5 | 7 | 10 | 18 | Murphy | 7 | 1 | 6 | 7 | 2 | 24 | | |
| Quinn | 6 | 2 | 5 | 7 | 6 | 15 | Christian | 7 | 3 | 3 | 6 | 2 | 18 | | |
| Bodger | 7 | 2 | 5 | 7 | 8 | 19 | Pivonka | 6 | 2 | 3 | 5 | 6 | 11 | | |
| Hunter | 6 | 4 | 2 | 6 | 12 | 15 | Ridley | 6 | 1 | 4 | 5 | 4 | 12 | | |
| Brown | 5 | 4 | 1 | 5 | 2 | 7 | Stevens | 6 | 0 | 5 | 5 | 36 | 19 | | |
| Errey | 2 | 1 | 3 | 4 | 0 | 3 | Hatcher | 7 | 0 | 4 | 4 | 27 | 22 | | |
| Callander | 4 | 0 | 4 | 4 | 4 | 5 | Sundstrom | 7 | 0 | 3 | 3 | 4 | 12 | | |
| Zalapski | 2 | 1 | 2 | 3 | 0 | 6 | Adams | 7 | 2 | 0 | 2 | 15 | 15 | | |
| Hannan | 1 | 1 | 1 | 2 | 2 | 1 | Miller | 7 | 1 | 1 | 2 | 8 | 8 | | |
| Gotaas | 3 | 1 | 1 | 2 | 4 | 2 | Franceschetti | 4 | 0 | 2 | 2 | 17 | 6 | | |
| Buskas | 5 | 1 | 1 | 2 | 14 | 3 | Galley | 6 | 0 | 2 | 2 | 4 | 7 | | |
| Giffin | 2 | 0 | 2 | 2 | 0 | 1 | Corriveau | 4 | 1 | 0 | 1 | 26 | 3 | | |
| Siren | 5 | 0 | 2 | 2 | 4 | 4 | Gould | 7 | 1 | 0 | 1 | 10 | 11 | | |
| Johnson | 7 | 0 | 2 | 2 | 10 | 3 | Langway | 5 | 0 | 1 | 1 | 4 | 2 | | |
| Stevens | 2 | 1 | 0 | 1 | 2 | 1 | Gustafsson | 6 | 0 | 1 | 1 | 2 | 3 | | |
| McLwain | 6 | 1 | 0 | 1 | 0 | 3 | Leach | 1 | 0 | 0 | 0 | 0 | 1 | | |
| Ganchar | 3 | 0 | 1 | 1 | 2 | 1 | Richard | 1 | 0 | 0 | 0 | 0 | 2 | | |
| Mathiasen | 3 | 0 | 1 | 1 | 2 | 5 | Houlder | 2 | 0 | 0 | 0 | 2 | 3 | | |
| Frawley | 4 | 0 | 1 | 1 | 25 | 6 | Ledyard | 2 | 0 | 0 | 0 | 2 | 0 | | |
| Hillier | 5 | 0 | 1 | 1 | 25 | 2 | Cavallini | 3 | 0 | 0 | 0 | 14 | 2 | | |
| Loney | 7 | 0 | 1 | 1 | 17 | 5 | Kastelic | 3 | 0 | 0 | 0 | 10 | 1 | | |
| Bourque | 1 | 0 | 0 | 0 | 2 | 3 | Peeters | 3 | 0 | 0 | 0 | 0 | 0 | | |
| Joseph | 1 | 0 | 0 | 0 | 0 | 0 | Smith | 3 | 0 | 0 | 0 | 10 | 2 | | |
| Mantha | 1 | 0 | 0 | 0 | 0 | 2 | Laughlin | 4 | 0 | 0 | 0 | 6 | 3 | | |
| Pietrangelo | 1 | 0 | 0 | 0 | 0 | 0 | Malarchuk | 6 | 0 | 0 | 0 | 0 | 0 | | |
| Simpson | 1 | 0 | 0 | 0 | 2 | 3 | Bench | | | | | 2 | | | |
| Guenette | 2 | 0 | 0 | 0 | 0 | 0 | | | | | | | | | |
| Kachowski | 2 | 0 | 0 | 0 | 5 | 1 | | | | | | | | | |
| Paiement | 2 | 0 | 0 | 0 | 9 | 2 | | | | | | | | | |
| Riggins | 2 | 0 | 0 | 0 | 2 | 0 | | | | | | | | | |
| Meloche | 3 | 0 | 0 | 0 | 8 | 1 | | | | | | | | | |
| Simmer | 3 | 0 | 0 | 0 | 0 | 1 | | | | | | | | | |
| Van Dorp | 3 | 0 | 0 | 0 | 24 | 2 | | | | | | | | | |
| Dahlquist | 4 | 0 | 0 | 0 | 6 | 5 | | | | | | | | | |
| Kontos | 4 | 0 | 0 | 0 | 0 | 2 | | | | | | | | | |
| Bench | | | | | 6 | | | | | | | | | | |
| TOTAL | 7 | | | | (32-53-85) | 243 | 195 | TOTAL | 7 | | | | (23-40-63) | 225 | 229 |

GOALTENDERS

| | GP | MP | GF | GA | ENG | SO | AVG | SAVES | SPCT. | W-L-T |
|-------------------------|----------|------------|-----------|-----------|----------|----------|-------------|------------|-------------|--------------|
| Pietrangelo (P) | 1 | 64 | 3 | 2 | 0 | 0 | 1.88 | 26 | .929 | 1-0-0 |
| Meloche (P) | 3 | 165 | 10 | 9 | 0 | 0 | 3.27 | 103 | .920 | 1-1-1 |
| Guenette (P) | 2 | 124 | 14 | 7 | 0 | 0 | 3.39 | 47 | .870 | 2-0-0 |
| Riggins (P) | 2 | 80 | 5 | 5 | 0 | 0 | 3.75 | 31 | .861 | 1-0-0 |
| PITTSBURGH TOTAL | 7 | 433 | 32 | 23 | 0 | 0 | 3.19 | 207 | .900 | 5-1-1 |
| Peeters (W) | 3 | 121 | 5 | 8 | 0 | 0 | 3.97 | 63 | .887 | 0-3-0 |
| Malarchuk (W) | 6 | 312 | 18 | 23 | 1 | 0 | 4.42 | 101 | .815 | 1-3-1 |
| WASHINGTON TOTAL | 7 | 433 | 23 | 32 | 0 | 0 | 4.43 | 164 | .832 | 1-5-1 |

POWER PLAY GOALS:

PITTSBURGH (12 for 45) - Brown (4), Lemieux (4), Bodger (2), Cunneynworth & Coffey
 WASHINGTON (10 for 58) - Gartner (5), Hunter (3), Murphy & Ridley

SHORTHAND GOALS:

PITTSBURGH (4) - Hunter (2) & Lemieux (2)

WASHINGTON CAPITALS

| | | | | | | | |
|------------------------|----|----|----|---|-----|-----|-----|
| Pittsburgh Home | GP | W | L | T | PTS | GF | GA |
| Pittsburgh Away | 45 | 20 | 19 | 6 | 46 | 183 | 159 |
| 1974-1988 TOTAL | 45 | 17 | 25 | 3 | 37 | 165 | 198 |
| | 90 | 37 | 44 | 9 | 83 | 348 | 347 |

LAST WIN BY:

PITTSBURGH at Home:
 PITTSBURGH on Road:
 WASHINGTON at Home:
 WASHINGTON on Road:

March 23, 1988 (7-1) (0-0-0 since last win)
 April 2, 1988 (7-6 OT) (0-0-0 since last win)
 January 1, 1988 (5-3) (0-1-0 since last win)
 March 17, 1986 (5-3) (0-6-1 since last win)



| | | | | | | | | | | | |
|-------------------|----|---|---|---|-----|----|----|------|-----|-----|-----|
| 1987-88 | GP | W | L | T | PTS | GF | GA | PPG | SHG | PEN | PIM |
| PITTSBURGH | 3 | 1 | 2 | 0 | 2 | 9 | 12 | 5-16 | 0 | 25 | 59 |
| WINNIPEG | 3 | 2 | 1 | 0 | 4 | 12 | 9 | 1-15 | 0 | 27 | 79 |

AT PITTSBURGH (0-2-0)

| | | |
|---------|--|---------------------|
| Jan. 27 | WINNIPEG 4 (BERTHIAUME) at Pittsburgh 1 (Pietrangelo) | AT WINNIPEG (1-0-0) |
| Feb. 23 | WINNIPEG 4 (BERTHIAUME) at Pittsburgh 3 (Pietrangelo) | WG - Olausson |
| Mar. 13 | PITTSBURGH 5 (GUENETTE) at Winnipeg 4 (Penney) | WG - Marois* |
| | | WG - Quinn |

Meloche replaced Pietrangelo at 20:00 on January 27th
 * Marois scored at 2:40 of overtime on February 23rd

GOALS & SHOTS BY PERIODS:

| PITTSBURGH | | 1ST | 2ND | 3RD | OVT | TOTAL | WINNIPEG | | 1ST | 2ND | 3RD | OVT | TOTAL | | |
|--------------|----------|------|------|------|------------------|-----------|-------------|--------------|----------|------|------|-----|-------------------|-----------|------------|
| GP | G | 5-30 | 2-33 | 2-30 | 0-0 | 9-93 | GP | G | 4-41 | 2-27 | 5-30 | 1-2 | 12-100 | | |
| Lemieux | 3 | 1 | 5 | 6 | 2 | 12 | Hawerchuk | 3 | 3 | 3 | 6 | 0 | 8 | | |
| Brown | 3 | 2 | 3 | 5 | 2 | 9 | Carlyle | 3 | 1 | 2 | 3 | 12 | 2 | | |
| Quinn | 3 | 3 | 0 | 3 | 2 | 9 | MacLean | 3 | 1 | 2 | 3 | 2 | 10 | | |
| Simmer | 2 | 1 | 1 | 2 | 0 | 4 | Marois | 3 | 1 | 2 | 3 | 0 | 5 | | |
| Cunneynworth | 2 | 0 | 2 | 2 | 0 | 4 | Wilson | 3 | 2 | 0 | 2 | 0 | 5 | | |
| Coffey | 3 | 0 | 2 | 2 | 6 | 7 | Jarvenpaa | 2 | 1 | 1 | 2 | 0 | 1 | | |
| Errey | 1 | 1 | 0 | 1 | 0 | 2 | Jones | 2 | 0 | 2 | 2 | 2 | 3 | | |
| Gotaas | 3 | 1 | 0 | 1 | 0 | 4 | Small | 2 | 0 | 2 | 2 | 2 | 2 | | |
| Erickson | 1 | 0 | 1 | 1 | 0 | 0 | Steen | 2 | 1 | 0 | 1 | 0 | 8 | | |
| Frawley | 2 | 0 | 1 | 1 | 0 | 2 | Boschman | 3 | 1 | 0 | 1 | 8 | 3 | | |
| Pietrangelo | 2 | 0 | 1 | 1 | 0 | 0 | Olausson | 3 | 1 | 0 | 1 | 0 | 7 | | |
| Bodger | 3 | 0 | 1 | 1 | 4 | 12 | Kumpel | 2 | 0 | 1 | 1 | 0 | 3 | | |
| Bourque | 1 | 0 | 0 | 0 | 0 | 2 | McBain | 3 | 0 | 1 | 1 | 7 | 8 | | |
| Callander | 1 | 0 | 0 | 0 | 0 | 3 | Neufeld | 3 | 0 | 1 | 1 | 4 | 7 | | |
| Dahlquist | 1 | 0 | 0 | 0 | 0 | 1 | Rooney | 3 | 0 | 1 | 1 | 8 | 4 | | |
| Giffin | 1 | 0 | 0 | 0 | 5 | 2 | Taglianetti | 3 | 0 | 1 | 1 | 7 | 6 | | |
| Guenette | 1 | 0 | 0 | 0 | 0 | 0 | Berry | 1 | 0 | 0 | 0 | 4 | 3 | | |
| Galley | 1 | 0 | 0 | 0 | 0 | 0 | Gosselin | 1 | 0 | 0 | 0 | 2 | 0 | | |
| Kachowski | 1 | 0 | 0 | 0 | 7 | 1 | Mann | 1 | 0 | 0 | 0 | 17 | 1 | | |
| Mann | 1 | 0 | 0 | 0 | 0 | 0 | Kyte | 1 | 0 | 0 | 0 | 0 | 0 | | |
| Mathiasen | 1 | 0 | 0 | 0 | 0 | 1 | Penney | 1 | 0 | 0 | 0 | 0 | 0 | | |
| Meloche | 1 | 0 | 0 | 0 | 0 | 0 | Berthiaume | 2 | 0 | 0 | 0 | 0 | 0 | | |
| Stevens | 1 | 0 | 0 | 0 | 0 | 0 | Elliott | 2 | 0 | 0 | 0 | 2 | 4 | | |
| Van Dorp | 1 | 0 | 0 | 0 | 5 | 0 | Duncan | 3 | 0 | 0 | 0 | 2 | 4 | | |
| Zalapski | 1 | 0 | 0 | 0 | 0 | 2 | Hamel | 3 | 0 | 0 | 0 | 0 | 6 | | |
| Buskas | 2 | 0 | 0 | 0 | 6 | 2 | | | | | | | | | |
| Johnson | 2 | 0 | 0 | 0 | 4 | 1 | | | | | | | | | |
| Hillier | 3 | 0 | 0 | 0 | 10 | 1 | | | | | | | | | |
| Hunter | 3 | 0 | 0 | 0 | 0 | 5 | | | | | | | | | |
| Loney | 3 | 0 | 0 | 0 | 2 | 3 | | | | | | | | | |
| McLwain | 3 | 0 | 0 | 0 | 2 | 4 | | | | | | | | | |
| Siren | 3 | 0 | 0 | 0 | 2 | 0 | | | | | | | | | |
| TOTAL | 3 | | | | (9-17-26) | 59 | 93 | TOTAL | 3 | | | | (12-19-31) | 79 | 100 |

GOALTENDERS

| | GP | MP | GF | GA | ENG | SO | AVG | SAVES | SPCT. | W-L-T |
|-------------------------|----------|------------|-----------|-----------|----------|----------|-------------|-----------|-------------|--------------|
| Meloche (P) | 1 | 40 | 0 | 0 | 0 | 0 | 1.50 | 12 | .923 | 0-0-0 |
| Guenette (P) | 1 | 60 | 5 | 4 | 0 | 0 | 4.00 | 36 | .900 | 1-0-1 |
| Pietrangelo (P) | 2 | 83 | 4 | 7 | 0 | 0 | 5.06 | 40 | .851 | 0-2-0 |
| PITTSBURGH TOTAL | 3 | 183 | 9 | 12 | 0 | 0 | 3.93 | 88 | .880 | 1-2-0 |
| Berthiaume (W) | 2 | 123 | 8 | 4 | 0 | 0 | 1.95 | 62 | .939 | 2-0-0 |
| Penney (W) | 1 | 60 | 4 | 5 | 0 | 0 | 5.00 | 22 | .815 | 0-1-0 |
| WINNIPEG TOTAL | 3 | 183 | 12 | 9 | 0 | 0 | 2.95 | 84 | .903 | 2-1-0 |

POWER PLAY GOALS:

PITTSBURGH (5 for 16) - Quinn (2), Brown (2) & Lemieux
 WINNIPEG (1 for 15) - MacLean

WINNIPEG JETS

| | | | | | | | |
|------------------------|----|----|----|---|-----|-----|-----|
| Pittsburgh Home | GP | W | L | T | PTS | GF | GA |
| Pittsburgh Away | 15 | 9 | 6 | 0 | 18 | 59 | 48 |
| 1979-1988 TOTAL | 14 | 8 | 6 | 0 | 16 | 54 | 55 |
| | 29 | 17 | 12 | 0 | 34 | 113 | 103 |

LAST WIN BY:

PITTSBURGH at Home:
 PITTSBURGH on Road:
 WINNIPEG at Home:
 WINNIPEG on Road:

February 10, 1986 (5-2) (0-3-0 since last win)
 March 13, 1988 (5-4) (0-0-0 since last win)
 November 18, 1986 (3-1) (0-2-0 since last win)
 February 23, 1988 (4-3 OT) (0-0-0 since last win)

PITTSBURGH CAREER SCORING - TWENTY ONE YEARS

| NAME | GP | GOALS | ASSISTS | POINTS | PEN | MIN | PPG | SHG | GWG |
|-----------------------|-----|-------|---------|--------|-----|-----|-----|-----|-----|
| 1. Rick Kehoe | 722 | 312 | 324 | 636 | 88 | 95 | 1 | 26 | |
| 2. Jean Pronovost | 753 | 316 | 287 | 603 | 306 | 70 | 14 | 42 | |
| 3. MARIO LEMIEUX | 292 | 215 | 301 | 516 | 246 | 69 | 10 | 17 | |
| 4. Syl Apps | 495 | 151 | 349 | 500 | 241 | 34 | 11 | 20 | |
| 5. Ron Schock | 619 | 124 | 280 | 404 | 201 | 19 | 14 | 17 | |
| 6. Greg Malone | 495 | 143 | 221 | 364 | 496 | 30 | 0 | 12 | |
| 7. Mike Bullard | 382 | 186 | 175 | 361 | 388 | 59 | 2 | 15 | |
| 8. Ron Stackhouse | 621 | 66 | 277 | 343 | 547 | 20 | 3 | 8 | |
| 9. Randy Carlyle | 397 | 66 | 257 | 323 | 582 | 28 | 4 | 6 | |
| 10. Lowell MacDonald | 328 | 140 | 166 | 306 | 60 | 36 | 0 | 13 | |
| 11. Doug Shedden | 332 | 123 | 159 | 282 | 148 | 45 | 2 | 13 | |
| 12. Pierre Larouche | 240 | 119 | 134 | 253 | 99 | 31 | 0 | 13 | |
| 13. Peter Lee | 431 | 114 | 131 | 245 | 257 | 22 | 1 | 18 | |
| 14. Ken Schinkel | 371 | 93 | 143 | 236 | 86 | 19 | 1 | 14 | |
| 15. Paul Gardner | 207 | 98 | 105 | 203 | 105 | 59 | 0 | 4 | |
| 16. George Ferguson | 310 | 89 | 106 | 195 | 162 | 12 | 12 | 6 | |
| 17. Bryan Hextail | 335 | 71 | 115 | 186 | 498 | 21 | 0 | 13 | |
| 18. Pat Boutette | 247 | 65 | 109 | 174 | 548 | 37 | 3 | 7 | |
| 19. RANDY CUNNEYWORTH | 225 | 76 | 96 | 172 | 357 | 19 | 4 | 13 | |
| 20. Rod Schutt | 278 | 76 | 92 | 168 | 177 | 18 | 0 | 12 | |
| 21. Moe Mantha | 232 | 37 | 131 | 168 | 223 | 23 | 2 | 2 | |
| 22. DOUG BODGER | 289 | 34 | 128 | 162 | 285 | 22 | 0 | 4 | |
| 23. Greg Polis | 256 | 88 | 70 | 158 | 146 | 26 | 0 | 5 | |
| 24. Bob Kelly | 250 | 69 | 85 | 154 | 462 | 12 | 0 | 8 | |
| 25. DAN QUINN | 134 | 68 | 82 | 150 | 90 | 31 | 4 | 8 | |
| 26. Keith McCreary | 292 | 82 | 59 | 141 | 199 | 16 | 0 | 10 | |
| 27. Vic Hadfield | 163 | 61 | 79 | 140 | 118 | 10 | 4 | 5 | |
| 28. John Chabot | 216 | 36 | 98 | 134 | 26 | 3 | 3 | 6 | |
| 29. Dave Burrows | 573 | 24 | 108 | 132 | 301 | 4 | 1 | 5 | |
| 30. Al McDonough | 152 | 56 | 74 | 130 | 46 | 11 | 0 | 8 | |
| 31. Ross Lonsberry | 236 | 56 | 73 | 129 | 150 | 13 | 1 | 3 | |
| 32. Gregg Sheppard | 241 | 50 | 73 | 123 | 113 | 9 | 1 | 6 | |
| 33. Val Fonteyne | 349 | 39 | 82 | 121 | 4 | 5 | 3 | 5 | |
| 34. Dave Hannan | 283 | 50 | 68 | 118 | 373 | 2 | 7 | 9 | |
| 35. Orest Kindrachuk | 144 | 38 | 80 | 118 | 181 | 6 | 3 | 1 | |
| 36. Terry Ruskowski | 143 | 40 | 74 | 114 | 309 | 16 | 0 | 9 | |
| 37. Pete Mahovlich | 117 | 39 | 75 | 114 | 76 | 14 | 2 | 1 | |
| 38. Mario Faubert | 231 | 21 | 90 | 111 | 222 | 13 | 0 | 3 | |
| 39. Wayne Bianchin | 265 | 68 | 41 | 109 | 130 | 9 | 1 | 10 | |
| 40. Craig Simpson | 169 | 50 | 55 | 105 | 140 | 13 | 1 | 6 | |
| 41. Duane Rupp | 265 | 21 | 83 | 104 | 170 | 4 | 1 | 3 | |
| 42. Andy Bathgate | 150 | 35 | 68 | 103 | 89 | 9 | 0 | 7 | |
| 43. Warren Young | 152 | 49 | 52 | 101 | 313 | 12 | 0 | 4 | |
| 44. Nick Harbaruk | 308 | 40 | 61 | 101 | 257 | 7 | 2 | 4 | |
| 45. Blair Chapman | 227 | 48 | 51 | 99 | 71 | 6 | 0 | 5 | |
| 46. Wally Boyer | 203 | 32 | 62 | 94 | 81 | 7 | 0 | 1 | |
| 47. Paul Baxter | 202 | 25 | 69 | 94 | 851 | 10 | 0 | 3 | |
| 48. Bob Woytowich | 248 | 22 | 71 | 93 | 151 | 9 | 3 | 0 | |
| 49. Russ Anderson | 353 | 15 | 77 | 92 | 684 | 1 | 0 | 3 | |
| 50. Dean Prentice | 144 | 47 | 42 | 89 | 32 | 19 | 0 | 4 | |
| 51. Chuck Arnason | 149 | 46 | 40 | 86 | 50 | 7 | 0 | 7 | |
| 52. BOB ERREY | 207 | 39 | 45 | 84 | 108 | 4 | 1 | 3 | |
| 53. Greg Hotham | 170 | 11 | 63 | 74 | 118 | 5 | 0 | 0 | |
| 54. Mark Taylor | 106 | 31 | 41 | 72 | 43 | 9 | 2 | 2 | |
| 55. Darryl Edestrand | 158 | 25 | 47 | 72 | 140 | 6 | 2 | 5 | |
| 56. JIM JOHNSON | 215 | 9 | 63 | 72 | 318 | 0 | 0 | 1 | |
| 57. Gary McAdam | 140 | 27 | 40 | 67 | 95 | 3 | 0 | 3 | |
| 58. Dennis Owchar | 168 | 18 | 49 | 67 | 146 | 2 | 0 | 0 | |
| 59. PAUL COFFEY | 46 | 15 | 52 | 67 | 93 | 6 | 2 | 2 | |
| 60. Colin Campbell | 243 | 14 | 52 | 66 | 517 | 2 | 1 | 3 | |

| NAME | GP | GOALS | ASSISTS | POINTS | PIM | PPG | SHG | GWG |
|-----------------------|-----|-------|---------|--------|-----|-----|-----|-----|
| 61. Bryan Watson | 303 | 8 | 57 | 65 | 871 | 1 | 0 | 1 |
| 62. DAN FRAWLEY | 194 | 30 | 33 | 63 | 544 | 4 | 0 | 2 |
| 63. TROY LONEY | 194 | 26 | 37 | 63 | 338 | 3 | 0 | 3 |
| 64. Mark Johnson | 136 | 23 | 39 | 62 | 84 | 2 | 1 | 2 |
| 65. Mike Corrigan | 98 | 22 | 39 | 61 | 46 | 2 | 0 | 1 |
| 66. Barry Wilkins | 133 | 5 | 56 | 61 | 203 | 0 | 1 | 0 |
| 67. Andy Brickley | 95 | 25 | 35 | 60 | 19 | 8 | 1 | 3 |
| 68. Earl Ingarfield | 90 | 23 | 37 | 60 | 16 | 5 | 1 | 0 |
| 69. Pat Price | 128 | 8 | 52 | 60 | 459 | 2 | 0 | 0 |
| 70. Gene Ubriaco | 114 | 33 | 26 | 59 | 30 | 7 | 0 | 5 |
| 71. Eddie Shack | 87 | 30 | 29 | 59 | 96 | 12 | 0 | 5 |
| 72. ROD BUSKAS | 373 | 15 | 43 | 58 | 841 | 4 | 0 | 1 |
| 73. Norm Schmidt | 125 | 23 | 33 | 56 | 73 | 4 | 0 | 0 |
| 74. VILLE SIREN | 187 | 10 | 45 | 55 | 144 | 2 | 0 | 0 |
| 75. Willy Lindstrom | 131 | 24 | 30 | 54 | 36 | 1 | 0 | 2 |
| 76. Wayne Babych | 67 | 20 | 34 | 54 | 35 | 3 | 0 | 3 |
| 77. Gene Carr | 70 | 17 | 37 | 54 | 76 | 4 | 0 | 2 |
| 78. Noel Price | 143 | 8 | 45 | 53 | 109 | 2 | 0 | 2 |
| 79. Pat Hughes | 134 | 28 | 23 | 51 | 239 | 5 | 0 | 2 |
| 80. Charlie Burns | 76 | 13 | 38 | 51 | 22 | 1 | 1 | 1 |
| 81. Ron Flockhart | 80 | 27 | 23 | 50 | 44 | 5 | 0 | 1 |
| 82. Dunc McCallum | 185 | 14 | 35 | 49 | 228 | 3 | 1 | 2 |
| 83. RANDY HILLIER | 183 | 7 | 42 | 49 | 350 | 1 | 0 | 1 |
| 84. Dave Schultz | 113 | 13 | 34 | 47 | 535 | 0 | 0 | 1 |
| 85. Billy Dea | 139 | 26 | 20 | 46 | 12 | 3 | 0 | 4 |
| 86. Gary Rissling | 185 | 20 | 26 | 46 | 832 | 1 | 0 | 1 |
| 87. Paul Andrea | 91 | 18 | 27 | 45 | 4 | 10 | 0 | 2 |
| 88. ROB BROWN | 51 | 24 | 20 | 44 | 56 | 13 | 0 | 1 |
| 89. Michel Briere | 76 | 12 | 32 | 44 | 20 | 4 | 0 | 3 |
| 90. Ab McDonald | 74 | 22 | 21 | 43 | 38 | 6 | 1 | 2 |
| 91. Dale Tallon | 95 | 10 | 33 | 43 | 53 | 6 | 0 | 4 |
| 92. Tom Edur | 58 | 5 | 38 | 43 | 18 | 2 | 0 | 1 |
| 93. Leo Boivin | 114 | 14 | 26 | 40 | 100 | 6 | 0 | 2 |
| 94. Bob Paradise | 203 | 7 | 33 | 40 | 209 | 1 | 0 | 0 |
| 95. Kevin McCarthy | 95 | 13 | 26 | 39 | 82 | 1 | 1 | 0 |
| 96. Nick Libett | 121 | 20 | 18 | 38 | 18 | 2 | 1 | 3 |
| 97. Andre St. Laurent | 96 | 23 | 14 | 37 | 130 | 2 | 1 | 1 |
| 98. Glen Sather | 122 | 20 | 17 | 37 | 210 | 3 | 0 | 0 |
| 99. Lou Angotti | 71 | 17 | 20 | 37 | 36 | 3 | 0 | 2 |
| 100. Art Stratton | 58 | 16 | 21 | 37 | 16 | 5 | 0 | 2 |
| 101. Stan Gilbertson | 115 | 19 | 17 | 36 | 19 | 3 | 0 | 1 |
| 102. Bob McManama | 99 | 11 | 25 | 36 | 28 | 0 | 1 | 1 |
| 103. Steve Gatzos | 89 | 15 | 20 | 35 | 83 | 3 | 0 | 2 |
| 104. Tom Bladon | 135 | 6 | 29 | 35 | 99 | 2 | 0 | 1 |
| 105. Jim Hamilton | 95 | 14 | 18 | 32 | 28 | 1 | 1 | 1 |
| 106. Mike Blaisdell | 76 | 16 | 15 | 31 | 38 | 0 | 0 | 0 |
| 107. Bob Leiter | 78 | 14 | 17 | 31 | 18 | 5 | 0 | 3 |
| 108. Ron Duguay | 53 | 11 | 20 | 31 | 36 | 3 | 0 | 0 |
| 109. Rick MacLeish | 46 | 13 | 17 | 30 | 30 | 2 | 2 | 1 |
| 110. Ron Lalonde | 108 | 10 | 20 | 30 | 16 | 0 | 1 | 2 |
| 111. Jim Morrison | 132 | 5 | 25 | 30 | 72 | 2 | 0 | 0 |
| 112. DAVE HUNTER | 59 | 11 | 18 | 29 | 77 | 9 | 2 | 1 |
| 113. Charlie Simmer | 50 | 11 | 17 | 28 | 24 | 5 | 0 | 3 |
| 114. Tom Rouliston | 58 | 11 | 17 | 28 | 10 | 3 | 0 | 0 |
| 115. Kevin LaVallee | 33 | 8 | 20 | 28 | 4 | 5 | 0 | 0 |
| 116. JOCK CALLANDER | 41 | 11 | 16 | 27 | 45 | 4 | 0 | 1 |
| 117. Steve Durbano | 66 | 4 | 23 | 27 | 309 | 2 | 0 | 0 |
| 118. Lew Morrison | 214 | 13 | 13 | 26 | 12 | 1 | 3 | 1 |
| 119. Jack Lynch | 64 | 1 | 25 | 26 | 61 | 0 | 0 | 0 |
| 120. Chris Kontos | 67 | 9 | 16 | 25 | 18 | 1 | 0 | 1 |
| 121. Paul Marshall | 59 | 12 | 12 | 24 | 13 | 2 | 0 | 5 |
| 122. Jean Guy Lagace | 106 | 4 | 20 | 24 | 119 | 1 | 1 | 1 |
| 123. Marc Chorney | 139 | 5 | 18 | 23 | 151 | 0 | 0 | 1 |
| 124. Bryan Maxwell | 89 | 3 | 20 | 23 | 141 | 0 | 0 | 0 |
| 125. Ab DeMarco | 42 | 9 | 13 | 22 | 8 | 4 | 0 | 1 |

| NAME | GAMES | GOALS | ASSISTS | POINTS | PIM | PPG | SHG | GWG |
|------------------------|-------|-------|---------|--------|-----|-----|-----|-----|
| 126. PHIL BOURQUE | 52 | 6 | 16 | 22 | 66 | 2 | 0 | 2 |
| 127. Mitch Lamoureux | 70 | 12 | 9 | 21 | 59 | 0 | 2 | 0 |
| 128. Anders Hakansson | 62 | 9 | 12 | 21 | 26 | 0 | 0 | 1 |
| 129. Randy Boyd | 84 | 4 | 17 | 21 | 126 | 1 | 0 | 0 |
| 130. Billy Speer | 102 | 4 | 17 | 21 | 71 | 2 | 0 | 1 |
| 131. Steve Cardwell | 53 | 9 | 11 | 20 | 35 | 2 | 0 | 1 |
| 132. Brian Spencer | 86 | 9 | 11 | 20 | 81 | 0 | 0 | 1 |
| 133. Kevin McClelland | 72 | 8 | 12 | 20 | 139 | 0 | 2 | 0 |
| 134. Bob Blackburn | 124 | 8 | 12 | 20 | 105 | 0 | 0 | 2 |
| 135. Billy Harris | 55 | 7 | 13 | 20 | 8 | 2 | 0 | 0 |
| 136. Pat Graham | 62 | 7 | 13 | 20 | 71 | 1 | 0 | 1 |
| 137. Rick Kessell | 83 | 2 | 18 | 20 | 4 | 0 | 0 | 0 |
| 138. DAVE MCLLWAIN | 66 | 11 | 8 | 19 | 40 | 1 | 0 | 0 |
| 139. Bob Simpson | 30 | 10 | 9 | 19 | 4 | 0 | 0 | 1 |
| 140. Bernie Lukowich | 53 | 9 | 10 | 19 | 32 | 1 | 0 | 2 |
| 141. Bob Dillabough | 61 | 7 | 12 | 19 | 20 | 1 | 0 | 0 |
| 142. Rene Robert | 49 | 7 | 11 | 18 | 42 | 3 | 0 | 2 |
| 143. Pete LaFramboise | 35 | 5 | 13 | 18 | 8 | 3 | 0 | 0 |
| 144. Simon Nolet | 39 | 9 | 8 | 17 | 2 | 1 | 0 | 1 |
| 145. Bob Rivard | 27 | 5 | 12 | 17 | 4 | 1 | 0 | 1 |
| 146. Tom O'Regan | 61 | 5 | 12 | 17 | 10 | 0 | 0 | 0 |
| 147. Tracy Pratt | 83 | 5 | 12 | 17 | 158 | 0 | 0 | 1 |
| 148. Ted Snell | 55 | 4 | 12 | 16 | 8 | 0 | 0 | 0 |
| 149. Nick Beverley | 67 | 2 | 14 | 16 | 21 | 0 | 0 | 1 |
| 150. George Konik | 52 | 7 | 8 | 15 | 26 | 1 | 0 | 1 |
| 151. Jacques Cossette | 64 | 8 | 6 | 14 | 29 | 2 | 0 | 1 |
| 152. Errol Thompson | 34 | 6 | 8 | 14 | 12 | 0 | 0 | 1 |
| 153. Tim Hrynewich | 55 | 6 | 8 | 14 | 82 | 0 | 0 | 2 |
| 154. Jim McGeough | 42 | 4 | 10 | 14 | 20 | 0 | 0 | 1 |
| 155. Greg Fox | 75 | 4 | 10 | 14 | 92 | 0 | 0 | 0 |
| 156. Rod Zaine | 37 | 8 | 5 | 13 | 21 | 2 | 1 | 0 |
| 157. John Stewart | 40 | 4 | 9 | 13 | 32 | 1 | 0 | 0 |
| 158. CHRIS DAHLQUIST | 68 | 4 | 9 | 13 | 93 | 0 | 0 | 0 |
| 159. Don Awrey | 79 | 1 | 12 | 13 | 40 | 0 | 0 | 0 |
| 160. John Flesch | 29 | 7 | 5 | 12 | 19 | 0 | 0 | 2 |
| 161. Kim Davis | 34 | 5 | 7 | 12 | 47 | 0 | 0 | 2 |
| 162. TODD CHARLESWORTH | 86 | 3 | 9 | 12 | 41 | 0 | 0 | 1 |
| 163. Al MacNeil | 74 | 2 | 10 | 12 | 58 | 0 | 0 | 0 |
| 164. Blaine Stoughton | 34 | 5 | 6 | 11 | 8 | 0 | 0 | 0 |
| 165. STEVE GOTAAS | 36 | 5 | 6 | 11 | 45 | 0 | 0 | 1 |
| 166. Wayne Hicks | 15 | 4 | 7 | 11 | 2 | 2 | 0 | 1 |
| 167. Bruce Crowder | 26 | 4 | 7 | 11 | 23 | 0 | 0 | 0 |
| 168. ZARLEY ZALAPSKI | 15 | 3 | 8 | 11 | 7 | 0 | 0 | 0 |
| 169. Joe McDonnell | 43 | 2 | 9 | 11 | 22 | 2 | 0 | 0 |
| 170. Tim Horton | 44 | 2 | 9 | 11 | 40 | 0 | 0 | 1 |
| 171. Bob Stewart | 65 | 3 | 7 | 10 | 52 | 0 | 0 | 0 |
| 172. Nelson DeBenedet | 31 | 6 | 3 | 9 | 11 | 1 | 0 | 0 |
| 173. Marty McSorley | 87 | 2 | 7 | 9 | 239 | 0 | 0 | 0 |
| 174. Tom Thornbury | 14 | 1 | 8 | 9 | 16 | 0 | 0 | 0 |
| 175. MARK KACHOWSKI | 38 | 5 | 3 | 8 | 126 | 0 | 0 | 1 |
| 176. Roger Belanger | 44 | 3 | 5 | 8 | 32 | 0 | 0 | 0 |
| 177. Wilf Paiement | 23 | 2 | 6 | 8 | 39 | 0 | 0 | 0 |
| 178. Ron Meighan | 41 | 2 | 6 | 8 | 16 | 1 | 0 | 0 |
| 179. Shel.Kannegiesser | 75 | 2 | 6 | 8 | 76 | 0 | 0 | 0 |
| 180. Paul Mulvey | 27 | 1 | 7 | 8 | 76 | 0 | 0 | 0 |
| 181. George Swarbrick | 31 | 1 | 7 | 8 | 36 | 0 | 0 | 0 |
| 182. Dwight Mathiasen | 33 | 1 | 7 | 8 | 18 | 0 | 0 | 0 |
| 183. Ed Van Impe | 22 | 0 | 8 | 8 | 22 | 0 | 0 | 0 |
| 184. KEVIN STEVENS | 16 | 5 | 2 | 7 | 8 | 2 | 0 | 0 |
| 185. Tom Cassidy | 26 | 3 | 4 | 7 | 15 | 0 | 0 | 0 |
| 186. PERRY GANCHAR | 30 | 2 | 5 | 7 | 36 | 0 | 0 | 0 |
| 187. Joe Noris | 35 | 2 | 5 | 7 | 20 | 1 | 0 | 0 |
| 188. Dwight Schofield | 25 | 1 | 6 | 7 | 59 | 0 | 0 | 0 |
| 189. Harvey Bennett | 32 | 3 | 3 | 6 | 53 | 1 | 0 | 1 |
| 190. Tony Feltrin | 39 | 3 | 3 | 6 | 44 | 0 | 0 | 0 |

| NAME | GAMES | GOALS | ASSISTS | POINTS | PIM | PPG | SHG | GWG |
|------------------------|-------|-------|---------|--------|-----|-----|-----|-----|
| 191. Bob Gladney | 13 | 1 | 5 | 6 | 2 | 0 | 0 | 0 |
| 192. Kelly Pratt | 22 | 0 | 6 | 6 | 15 | 0 | 0 | 0 |
| 193. Denis Herron | 290 | 0 | 6 | 6 | 67 | - | - | - |
| 194. Arto Javanainen | 14 | 4 | 1 | 5 | 2 | 0 | 0 | 0 |
| 195. Ron Snell | 7 | 3 | 2 | 5 | 6 | 2 | 0 | 1 |
| 196. Ted Bulley | 26 | 3 | 2 | 5 | 12 | 0 | 0 | 1 |
| 197. Yvon Labre | 37 | 2 | 3 | 5 | 32 | 0 | 0 | 0 |
| 198. Bryan Erickson | 11 | 1 | 4 | 5 | 0 | 0 | 0 | 0 |
| 199. Doug Lecuyer | 12 | 1 | 4 | 5 | 12 | 0 | 0 | 1 |
| 200. Robin Burns | 41 | 0 | 5 | 5 | 32 | 0 | 0 | 0 |
| 201. Greg Millen | 135 | 0 | 5 | 5 | 20 | - | - | - |
| 202. Michel Dion | 151 | 0 | 5 | 5 | 14 | - | - | - |
| 203. Derek Sanderson | 13 | 3 | 1 | 4 | 0 | 1 | 0 | 0 |
| 204. Mike McMahon | 12 | 1 | 3 | 4 | 19 | 1 | 0 | 0 |
| 205. WAYNE VAN DORP | 25 | 1 | 3 | 4 | 75 | 0 | 0 | 0 |
| 206. LEE GIFFIN | 27 | 1 | 3 | 4 | 9 | 0 | 0 | 0 |
| 207. Rocky Saganiuk | 29 | 1 | 3 | 4 | 37 | 0 | 0 | 0 |
| 208. Jim Wiley | 26 | 0 | 4 | 4 | 2 | 0 | 0 | 0 |
| 209. Dick Mattiussi | 44 | 0 | 4 | 4 | 32 | 0 | 0 | 0 |
| 210. Chris Joseph | 17 | 0 | 4 | 4 | 12 | 0 | 0 | 0 |
| 211. Mitch Wilson | 17 | 2 | 1 | 3 | 83 | 0 | 0 | 0 |
| 212. Darren Lowe | 8 | 1 | 2 | 3 | 0 | 0 | 0 | 0 |
| 213. Jim Shires | 18 | 1 | 2 | 3 | 2 | 0 | 0 | 0 |
| 214. Wally Weir | 14 | 0 | 3 | 3 | 34 | 0 | 0 | 0 |
| 215. Stan Jonathan | 19 | 0 | 3 | 3 | 13 | 0 | 0 | 0 |
| 216. Larry Bignell | 20 | 0 | 3 | 3 | 2 | 0 | 0 | 0 |
| 217. Ron Jones | 25 | 0 | 3 | 3 | 15 | 0 | 0 | 0 |
| 218. Kim Clackson | 45 | 0 | 3 | 3 | 166 | 0 | 0 | 0 |
| 219. Michel Plasse | 76 | 0 | 3 | 3 | 24 | - | - | - |
| 220. Hartland Monahan | 7 | 2 | 0 | 2 | 2 | 1 | 0 | 0 |
| 221. Billy Hicke | 12 | 2 | 0 | 2 | 6 | 1 | 0 | 0 |
| 222. BRAD AITKEN | 5 | 1 | 1 | 2 | 0 | 0 | 0 | 0 |
| 223. Brian McKenzie | 6 | 1 | 1 | 2 | 4 | 0 | 0 | 0 |
| 224. Doug Barrie | 8 | 1 | 1 | 2 | 8 | 0 | 0 | 0 |
| 225. Garry Swain | 9 | 1 | 1 | 2 | 0 | 0 | 0 | 0 |
| 226. Ted Nolan | 18 | 1 | 1 | 2 | 34 | 0 | 0 | 0 |
| 227. Ed Gilbert | 45 | 1 | 1 | 2 | 0 | 0 | 0 | 0 |
| 228. Tim Tookey | 8 | 0 | 2 | 2 | 2 | 0 | 0 | 0 |
| 229. John Arbour | 17 | 0 | 2 | 2 | 35 | 0 | 0 | 0 |
| 230. Tom Price | 19 | 0 | 2 | 2 | 8 | 0 | 0 | 0 |
| 231. FRANK PIETRANGELO | 21 | 0 | 2 | 2 | 2 | - | - | - |
| 232. Dean DeFazio | 22 | 0 | 2 | 2 | 28 | 0 | 0 | 0 |
| 233. Greg Tebbutt | 24 | 0 | 2 | 2 | 33 | 0 | 0 | 0 |
| 234. Dunc Wilson | 66 | 0 | 2 | 2 | 21 | - | - | - |
| 235. Gilles Meloche | 104 | 0 | 2 | 2 | 22 | - | - | - |
| 236. Gary Inness | 100 | 0 | 2 | 2 | 4 | - | - | - |
| 237. Scott Gruhl | 6 | 1 | 0 | 1 | 0 | 0 | 0 | 0 |
| 238. Mel Pearson | 2 | 0 | 1 | 1 | 0 | 0 | 0 | 0 |
| 239. Neil Belland | 3 | 0 | 1 | 1 | 0 | 0 | 0 | 0 |
| 240. Roy Edwards | 15 | 0 | 1 | 1 | 0 | - | - | - |
| 241. Cam Newton | 16 | 0 | 1 | 1 | 6 | - | - | - |
| 242. Pat Riggan | 39 | 0 | 1 | 1 | 14 | - | - | - |
| 243. Bennett Wolf | 30 | 0 | 1 | 1 | 133 | 0 | 0 | 0 |
| 244. Gilles Lupien | 31 | 0 | 1 | 1 | 34 | 0 | 0 | 0 |
| 245. Jim Rutherford | 115 | 0 | 1 | 1 | 18 | - | - | - |
| 246. Roberto Romano | 123 | 0 | 1 | 1 | 6 | - | - | - |
| 247. Les Binkley | 196 | 0 | 1 | 1 | 2 | - | - | - |
| 248. Marv Edwards | 1 | 0 | 0 | 0 | 0 | - | - | - |
| 249. Rob Garner | 1 | 0 | 0 | 0 | 0 | 0 | 0 | 0 |
| 250. Bob Geale | 1 | 0 | 0 | 0 | 2 | 0 | 0 | 0 |
| 251. Alain Lemieux | 1 | 0 | 0 | 0 | 0 | 0 | 0 | 0 |
| 252. Brian Lundberg | 1 | 0 | 0 | 0 | 2 | 0 | 0 | 0 |
| 253. PAT MAYER | 1 | 0 | 0 | 0 | 4 | 0 | 0 | 0 |
| 254. Greg Redquest | 1 | 0 | 0 | 0 | 0 | 0 | 0 | 0 |
| 255. DAVE GOERTZ | 2 | 0 | 0 | 0 | 2 | 0 | 0 | 0 |

| | | | | | | | | |
|-----------------------|----|-------------|-------------|---------------|---------------|-------------|------------|------------|
| 256. Paul Hoganson | 2 | 0 | 0 | 0 | 0 | - | - | - |
| 257. Lex Hudson | 2 | 0 | 0 | 0 | 0 | 0 | 0 | 0 |
| 258. Bob Taylor | 2 | 0 | 0 | 0 | 0 | - | - | - |
| 259. Yves Bergeron | 3 | 0 | 0 | 0 | 0 | 0 | 0 | 0 |
| 260. Steve Lyon | 3 | 0 | 0 | 0 | 2 | 0 | 0 | 0 |
| 261. Carl Mokosak | 3 | 0 | 0 | 0 | 4 | 0 | 0 | 0 |
| 262. Grant Sasser | 3 | 0 | 0 | 0 | 0 | 0 | 0 | 0 |
| 263. Bob Stumpf | 3 | 0 | 0 | 0 | 0 | 0 | 0 | 0 |
| 264. Bill LeCaine | 4 | 0 | 0 | 0 | 0 | 0 | 0 | 0 |
| 265. Mike Meeker | 4 | 0 | 0 | 0 | 5 | 0 | 0 | 0 |
| 266. Vincent Tremblay | 4 | 0 | 0 | 0 | 2 | - | - | - |
| 267. Ted Lanyon | 5 | 0 | 0 | 0 | 4 | 0 | 0 | 0 |
| 268. Gary Edwards | 6 | 0 | 0 | 0 | 2 | - | - | - |
| 269. Petteri Lehto | 6 | 0 | 0 | 0 | 4 | 0 | 0 | 0 |
| 270. Ian Turnbull | 7 | 0 | 0 | 0 | 4 | 0 | 0 | 0 |
| 271. Brian Ford | 8 | 0 | 0 | 0 | 0 | - | - | - |
| 272. JIMMY MANN | 9 | 0 | 0 | 0 | 53 | 0 | 0 | 0 |
| 273. Rich Sutter | 9 | 0 | 0 | 0 | 0 | 0 | 0 | 0 |
| 274. Mike Rowe | 11 | 0 | 0 | 0 | 11 | 0 | 0 | 0 |
| 275. Bob Johnson | 12 | 0 | 0 | 0 | 6 | - | - | - |
| 276. Paul Harrison | 13 | 0 | 0 | 0 | 0 | - | - | - |
| 277. Hank Nowak | 13 | 0 | 0 | 0 | 11 | 0 | 0 | 0 |
| 278. Gordie Laxton | 17 | 0 | 0 | 0 | 0 | - | - | - |
| 279. Nick Ricci | 19 | 0 | 0 | 0 | 2 | - | - | - |
| 280. STEVE GUENETTE | 21 | 0 | 0 | 0 | 2 | - | - | - |
| 281. Hank Bassen | 25 | 0 | 0 | 0 | 8 | - | - | - |
| 282. Joe Daley | 38 | 0 | 0 | 0 | 2 | - | - | - |
| 283. Rob Holland | 44 | 0 | 0 | 0 | 2 | - | - | - |
| 284. Andy Brown | 45 | 0 | 0 | 0 | 62 | - | - | - |
| 285. Al Smith | 93 | 0 | 0 | 0 | 61 | - | - | - |
| Bench | | | | | 240 | | | |
| TOTAL | | 5525 | 9044 | 14,569 | 26,825 | 1370 | 156 | 596 |

PITTSBURGH PENGUINS TEAM CAPTAINS

| | |
|--------------------------|--------------------------|
| 1967-68 Ab McDonald | 1979-80 Orest Kindrachuk |
| 1968-69 None | 1980-81 Orest Kindrachuk |
| 1969-70 None | 1981-82 Randy Carlyle |
| 1970-71 None | 1982-83 Randy Carlyle |
| 1971-72 None | 1983-84 Randy Carlyle |
| 1972-73 None | 1984-85 Mike Bullard |
| 1973-74 Ron Schock | 1985-86 Mike Bullard |
| 1974-75 Ron Schock | 1986-87 Mike Bullard |
| 1975-76 Ron Schock | Terry Ruskowski |
| 1976-77 Ron Schock | 1987-88 Dan Frawley |
| 1977-78 Jean Pronovost | Mario Lemieux |
| 1978-79 Orest Kindrachuk | |

BEST SEASONS

| | |
|---------------------------------|---------------------------------|
| 70 - Mario Lemieux (1987-88) | 98 - Mario Lemieux (1987-88) |
| 55 - Rick Kehoe (1980-81) | 93 - Mario Lemieux (1985-86) |
| 54 - Mario Lemieux (1986-87) | 67 - Syl Apps (1975-76) |
| 53 - Pierre Larouche (1975-76) | 67 - Randy Carlyle (1980-81) |
| 52 - Jean Pronovost (1975-76) | 64 - Randy Carlyle (1981-82) |
| 51 - Mike Bullard (1983-84) | 63 - Ron Schock (1974-75) |
| 48 - Mario Lemieux (1985-86) | 61 - Syl Apps (1973-74) |
| 43 - Lowell MacDonald (1973-74) | 60 - Ron Stackhouse (1975-76) |
| 43 - Jean Pronovost (1974-75) | 58 - Pierre Larouche (1975-76) |
| 43 - Mario Lemieux (1984-85) | 57 - Mario Lemieux (1984-85) |
| 41 - Mike Bullard (1985-86) | 56 - Syl Apps (1972-73) |
| 40 - Jean Pronovost (1973-74) | 55 - Syl Apps (1974-75) |
| 40 - Jean Pronovost (1977-78) | |
| 40 - Warren Young (1984-85) | |
| 40 - Dan Quinn (1987-88) | |
| | |
| 168 - Mario Lemieux (1987-88) | 409 - Paul Baxter (1981-82) |
| 141 - Mario Lemieux (1985-86) | 378 - Dave Schultz (1977-78) |
| 111 - Pierre Larouche (1975-76) | 322 - Pat Price (1981-82) |
| 107 - Mario Lemieux (1986-87) | 297 - Gary Rissling (1983-84) |
| 104 - Jean Pronovost (1975-76) | 238 - Paul Baxter (1982-83) |
| 100 - Mario Lemieux (1984-85) | 230 - Pat Boutette (1981-82) |
| 99 - Syl Apps (1975-76) | 224 - Marty McSorley (1983-84) |
| 92 - Mike Bullard (1983-84) | 218 - Dan Frawley (1986-87) |
| 88 - Rick Kehoe (1980-81) | 212 - Bryan Watson (1971-72) |
| 86 - Ron Schock (1974-75) | 209 - Gary Rissling (1984-85) |
| 85 - Syl Apps (1972-73) | 206 - Rod Buskas (1987-88) |
| 85 - Syl Apps (1973-74) | 204 - Paul Baxter (1980-81) |
| 85 - Rick Kehoe (1981-82) | |
| | |
| 22 - Mario Lemieux (1987-88) | 58 - Mario Lemieux (1987-88) |
| 21 - Dan Quinn (1987-88) | 45 - Mario Lemieux (1985-86) |
| 21 - Paul Gardner (1981-82) | 39 - Randy Carlyle (1980-81) |
| 20 - Rick Kehoe (1980-81) | 36 - Paul Coffey (1987-88) |
| 20 - Paul Gardner (1982-83) | 33 - Randy Carlyle (1981-82) |
| 19 - Doug Shedden (1985-86) | 33 - Rick Kehoe (1981-82) |
| 19 - Mario Lemieux (1986-87) | 30 - Moe Mantha (1985-86) |
| | |
| 80 - Mario Lemieux (1987-88) | 382 - Mario Lemieux (1987-88) |
| 62 - Mario Lemieux (1985-86) | 319 - Pierre Larouche (1975-76) |
| 50 - Rick Kehoe (1981-82) | 299 - Jean Pronovost (1975-76) |
| 46 - Randy Carlyle (1981-82) | 299 - Rick Kehoe (1980-81) |
| 42 - Paul Coffey (1987-88) | 293 - Andy Bathgate (1967-68) |
| 41 - Moe Mantha (1985-86) | 284 - Al McDonough (1972-73) |
| 41 - Pat Boutette (1981-82) | 276 - Mario Lemieux (1985-86) |
| 40 - Randy Carlyle (1981-82) | 275 - Jean Pronovost (1974-75) |

PENGUINS GOALTENDERS YEAR-BY-YEAR

| SEASON | NAME | GP | MIN | GA | ENG | SO | AVG | W | L | T | SAVES | EFF |
|---------|----------------|----|------|-----|-----|----|-------|----|----|----|-------|------|
| 1967-68 | Hank Bassen | 25 | 1299 | 62 | 2 | 1 | 2.86 | 7 | 10 | 3 | 616 | .909 |
| | Les Binkley | 54 | 3141 | 150 | 2 | 6 | 2.87 | 20 | 24 | 10 | 1437 | .905 |
| 1968-69 | Marv Edwards | 1 | 60 | 3 | 0 | 0 | 3.00 | 0 | 1 | 0 | 30 | .909 |
| | Joe Daley | 29 | 1615 | 86 | 3 | 2 | 3.20 | 10 | 13 | 3 | 870 | .910 |
| | Les Binkley | 50 | 2885 | 158 | 2 | 0 | 3.29 | 10 | 31 | 8 | 1451 | .902 |
| 1969-70 | Joe Daley | 9 | 528 | 26 | 1 | 0 | 2.95 | 1 | 5 | 3 | 224 | .896 |
| | Al Smith | 46 | 2555 | 129 | 3 | 2 | 3.03 | 15 | 20 | 8 | 1151 | .899 |
| | Les Binkley | 27 | 1477 | 79 | 0 | 3 | 3.21 | 10 | 13 | 1 | 623 | .887 |
| 1970-71 | Les Binkley | 34 | 1870 | 89 | 0 | 2 | 2.86 | 11 | 11 | 10 | 802 | .900 |
| | Al Smith | 45 | 2472 | 128 | 0 | 2 | 3.11 | 9 | 22 | 9 | 1126 | .898 |
| | Cam Newton | 5 | 281 | 16 | 0 | 0 | 3.42 | 1 | 3 | 1 | 99 | .861 |
| | Paul Hoganson | 2 | 57 | 7 | 0 | 0 | 7.37 | 0 | 1 | 0 | 21 | .750 |
| 1971-72 | Roy Edwards | 15 | 847 | 36 | 2 | 0 | 2.55 | 2 | 8 | 4 | 355 | .908 |
| | Jim Rutherford | 40 | 2160 | 116 | 2 | 1 | 3.22 | 17 | 15 | 5 | 972 | .893 |
| | Les Binkley | 31 | 1673 | 98 | 4 | 0 | 3.51 | 7 | 15 | 5 | 709 | .879 |
| 1972-73 | Jim Rutherford | 49 | 2660 | 129 | 3 | 3 | 2.91 | 20 | 22 | 5 | 1333 | .912 |
| | Denis Herron | 18 | 967 | 55 | 0 | 2 | 3.41 | 6 | 7 | 2 | 397 | .878 |
| | Cam Newton | 11 | 533 | 35 | 2 | 0 | 3.94 | 3 | 4 | 0 | 261 | .882 |
| | Andy Brown | 9 | 520 | 41 | 0 | 0 | 4.73 | 3 | 4 | 2 | 270 | .868 |
| 1973-74 | Gary Inness | 20 | 1032 | 56 | 1 | 0 | 3.26 | 7 | 10 | 1 | 437 | .886 |
| | Jim Rutherford | 26 | 1432 | 82 | 1 | 0 | 3.44 | 7 | 12 | 4 | 610 | .882 |
| | Andy Brown | 36 | 1956 | 115 | 0 | 1 | 3.53 | 13 | 16 | 4 | 856 | .882 |
| | Denis Herron | 5 | 260 | 18 | 0 | 0 | 4.15 | 1 | 3 | 0 | 138 | .885 |
| 1974-75 | Gary Inness | 57 | 3122 | 161 | 4 | 2 | 3.09 | 24 | 18 | 10 | 1542 | .906 |
| | Michel Plasse | 20 | 1094 | 73 | 0 | 0 | 4.00 | 9 | 5 | 4 | 578 | .888 |
| | Bob Johnson | 12 | 476 | 40 | 0 | 0 | 5.04 | 3 | 4 | 1 | 237 | .856 |
| | Denis Herron | 3 | 108 | 11 | 0 | 0 | 6.11 | 1 | 1 | 0 | 66 | .857 |
| 1975-76 | Michel Plasse | 55 | 3096 | 178 | 1 | 2 | 3.45 | 24 | 19 | 10 | 1435 | .889 |
| | Gary Inness | 23 | 1212 | 82 | 1 | 0 | 4.06 | 8 | 9 | 2 | 612 | .881 |
| | Gordie Laxton | 8 | 414 | 31 | 2 | 0 | 4.49 | 3 | 4 | 0 | 171 | .838 |
| | Bob Taylor | 2 | 78 | 7 | 1 | 0 | 5.38 | 0 | 1 | 0 | 41 | .837 |
| 1976-77 | Denis Herron | 34 | 1920 | 94 | 2 | 1 | 2.94 | 15 | 11 | 5 | 967 | .911 |
| | Dunc Wilson | 45 | 2627 | 129 | 1 | 5 | 2.95 | 18 | 19 | 7 | 1243 | .906 |
| | Gordie Laxton | 6 | 253 | 26 | 0 | 0 | 6.17 | 1 | 3 | 1 | 130 | .833 |
| 1977-78 | Denis Herron | 60 | 3534 | 210 | 4 | 0 | 3.57 | 20 | 25 | 15 | 1920 | .900 |
| | Dunc Wilson | 21 | 1180 | 95 | 0 | 0 | 4.83 | 5 | 11 | 3 | 507 | .842 |
| | Gordie Laxton | 2 | 73 | 9 | 0 | 0 | 7.40 | 0 | 1 | 0 | 39 | .813 |
| | Greg Redquest | 1 | 13 | 3 | 0 | 0 | 13.85 | 0 | 0 | 0 | 2 | .400 |
| 1978-79 | Denis Herron | 56 | 3208 | 180 | 3 | 0 | 3.37 | 22 | 19 | 12 | 1487 | .890 |
| | Greg Millen | 28 | 1532 | 86 | 2 | 2 | 3.37 | 14 | 11 | 1 | 685 | .875 |
| | Gordie Laxton | 1 | 60 | 8 | 0 | 0 | 8.00 | 0 | 1 | 0 | 19 | .704 |
| 1979-80 | Nick Ricci | 4 | 240 | 14 | 0 | 0 | 3.50 | 2 | 2 | 0 | 123 | .898 |
| | Greg Millen | 44 | 2586 | 157 | 2 | 2 | 3.64 | 18 | 18 | 7 | 1161 | .881 |
| | Bob Holland | 34 | 1974 | 126 | 4 | 1 | 3.83 | 10 | 17 | 6 | 804 | .865 |
| 1980-81 | Nick Ricci | 9 | 540 | 35 | 1 | 0 | 3.89 | 4 | 5 | 0 | 216 | .861 |
| | Greg Millen | 63 | 3721 | 258 | 6 | 0 | 4.16 | 25 | 27 | 10 | 1636 | .864 |
| | Bob Holland | 10 | 539 | 45 | 0 | 0 | 5.01 | 1 | 5 | 3 | 256 | .851 |
| 1981-82 | Gary Edwards | 6 | 360 | 22 | 0 | 1 | 3.67 | 3 | 2 | 1 | 171 | .886 |
| | Michel Dion | 62 | 3580 | 226 | 8 | 0 | 3.79 | 25 | 24 | 12 | 1627 | .878 |
| | Nick Ricci | 3 | 160 | 14 | 2 | 0 | 5.25 | 0 | 3 | 0 | 75 | .824 |
| | Paul Harrison | 13 | 700 | 64 | 1 | 0 | 5.49 | 3 | 7 | 0 | 288 | .816 |
| 1982-83 | Michel Dion | 49 | 2791 | 198 | 9 | 0 | 4.26 | 12 | 30 | 4 | 1306 | .868 |
| | Denis Herron | 31 | 1707 | 151 | 1 | 1 | 5.31 | 5 | 18 | 5 | 777 | .837 |
| | Nick Ricci | 3 | 147 | 16 | 1 | 0 | 6.53 | 1 | 2 | 0 | 60 | .789 |
| | Roberto Romano | 3 | 155 | 18 | 0 | 0 | 6.97 | 0 | 3 | 0 | 78 | .813 |
| 1983-84 | Denis Herron | 38 | 2027 | 138 | 7 | 1 | 4.08 | 8 | 24 | 2 | 1056 | .885 |
| | Roberto Romano | 18 | 1020 | 78 | 0 | 1 | 4.59 | 6 | 11 | 0 | 552 | .876 |
| | Michel Dion | 30 | 1553 | 138 | 4 | 0 | 5.33 | 2 | 19 | 4 | 793 | .852 |
| | Vince Tremblay | 4 | 240 | 24 | 1 | 0 | 6.00 | 0 | 4 | 0 | 117 | .830 |

| | | | | | | | | | | | | |
|---|-----------------------|-----------|-------------|-----------|----------|----------|-------------|-----------|-----------|----------|------------|-------------|
| 1984-85 | Roberto Romano | 31 | 1629 | 120 | 1 | 1 | 4.42 | 9 | 17 | 2 | 870 | .879 |
| | Denis Herron | 42 | 2193 | 169 | 3 | 0 | 4.62 | 10 | 22 | 3 | 1188 | .875 |
| | Michel Dion | 10 | 553 | 43 | 1 | 0 | 4.67 | 3 | 6 | 0 | 272 | .863 |
| | Brian Ford | 8 | 457 | 48 | 0 | 0 | 6.30 | 2 | 6 | 0 | 248 | .838 |
| 1985-86 | Roberto Romano | 46 | 2683 | 159 | 6 | 2 | 3.56 | 21 | 20 | 3 | 1229 | .885 |
| | Gilles Meloche | 34 | 1989 | 119 | 5 | 0 | 3.59 | 13 | 15 | 5 | 880 | .881 |
| | Denis Herron | 3 | 180 | 14 | 2 | 0 | 4.67 | 0 | 3 | 0 | 76 | .844 |
| 1986-87 | Pat Riffin | 17 | 988 | 55 | 0 | 0 | 3.34 | 8 | 6 | 3 | 412 | .882 |
| | Gilles Meloche | 43 | 2343 | 134 | 3 | 0* | 3.43 | 13 | 19 | 7 | 984 | .880 |
| | Roberto Romano | 25 | 1438 | 87 | 1 | 0* | 3.63 | 9 | 11 | 2 | 625 | .878 |
| | STEVE GUENETTE | 2 | 113 | 8 | 2 | 0 | 4.25 | 0 | 2 | 0 | 44 | .846 |
| * - Gilles Meloche & Roberto Romano shared a shutout on January 23, 1987 at Vancouver | | | | | | | | | | | | |
| 1987-88 | STEVE GUENETTE | 19 | 1092 | 61 | 0 | 1 | 3.35 | 12 | 7 | 0 | 521 | .895 |
| | Pat Riffin | 22 | 1169 | 76 | 1 | 0 | 3.90 | 7 | 8 | 4 | 504 | .869 |
| | F.PIETRANGELO | 21 | 1207 | 80 | 1 | 1 | 3.98 | 9 | 11 | 0 | 520 | .866 |
| | Gilles Meloche | 27 | 1394 | 95 | 2 | 0 | 4.09 | 8 | 9 | 5 | 627 | .868 |

ALL-TIME GOALTENDING TOTALS

| NAME | GP | MIN | GA | ENG | SO | AVG | W | L | T | SAVES | EFF |
|-----------------------|-------------|---------------|-------------|------------|-----------|-------------|------------|------------|------------|---------------|-------------|
| Roy Edwards | 15 | 847 | 36 | 2 | 0 | 2.55 | 2 | 8 | 4 | 355 | .908 |
| Hank Bassen | 25 | 1299 | 62 | 2 | 1 | 2.86 | 7 | 10 | 3 | 616 | .909 |
| Marv Edwards | 1 | 60 | 3 | 0 | 0 | 3.00 | 0 | 1 | 0 | 30 | .909 |
| Al Smith | 91 | 5027 | 257 | 3 | 4 | 3.07 | 24 | 42 | 17 | 2277 | .899 |
| Les Binkley | 196 | 11,046 | 574 | 8 | 11 | 3.12 | 58 | 94 | 34 | 5022 | .897 |
| Joe Daley | 38 | 2143 | 112 | 4 | 2 | 3.14 | 11 | 18 | 6 | 1094 | .907 |
| Jim Rutherford | 115 | 6252 | 327 | 6 | 4 | 3.14 | 44 | 49 | 14 | 2915 | .899 |
| Gary Inness | 100 | 5366 | 299 | 6 | 2 | 3.34 | 39 | 37 | 13 | 2591 | .897 |
| STEVE GUENETTE | 21 | 1205 | 69 | 2 | 1 | 3.44 | 12 | 9 | 0 | 565 | .890 |
| Dunc Wilson | 66 | 3807 | 224 | 1 | 5 | 3.53 | 23 | 30 | 10 | 1750 | .887 |
| Michel Plasse | 75 | 4190 | 251 | 1 | 2 | 3.59 | 33 | 24 | 14 | 2013 | .889 |
| Pat Riffin | 39 | 2157 | 131 | 1 | 0 | 3.64 | 15 | 14 | 7 | 916 | .868 |
| Gilles Meloche | 104 | 5726 | 348 | 10 | 0 | 3.65 | 34 | 43 | 17 | 2491 | .865 |
| Gary Edwards | 6 | 360 | 22 | 0 | 1 | 3.67 | 3 | 2 | 1 | 171 | .886 |
| Cam Newton | 16 | 814 | 51 | 2 | 0 | 3.76 | 4 | 7 | 1 | 360 | .876 |
| Andy Brown | 45 | 2476 | 156 | 0 | 1 | 3.78 | 16 | 20 | 6 | 1126 | .878 |
| Greg Millen | 135 | 7839 | 501 | 10 | 4 | 3.83 | 57 | 56 | 18 | 3482 | .874 |
| Denis Herron | 290 | 16,104 | 1040 | 22 | 6 | 3.87 | 88 | 133 | 44 | 8072 | .886 |
| F.PIETRANGELO | 21 | 1207 | 80 | 1 | 1 | 3.98 | 9 | 11 | 0 | 520 | .866 |
| Roberto Romano | 123 | 6926 | 462 | 9 | 4 | 4.00 | 45 | 62 | 7 | 3354 | .879 |
| Rob Holland | 44 | 2513 | 171 | 4 | 1 | 4.08 | 11 | 22 | 9 | 1060 | .861 |
| Michel Dion | 151 | 8477 | 605 | 22 | 0 | 4.28 | 42 | 79 | 20 | 3998 | .855 |
| Nick Ricci | 19 | 1087 | 79 | 4 | 0 | 4.36 | 7 | 12 | 0 | 474 | .857 |
| Bob Johnson | 12 | 476 | 40 | 0 | 0 | 5.04 | 3 | 4 | 1 | 237 | .856 |
| Bob Taylor | 2 | 78 | 7 | 1 | 0 | 5.38 | 0 | 1 | 0 | 41 | .837 |
| Paul Harrison | 13 | 700 | 64 | 1 | 0 | 5.49 | 3 | 7 | 0 | 288 | .816 |
| Gordie Laxton | 17 | 800 | 74 | 2 | 0 | 5.55 | 4 | 9 | 1 | 359 | .829 |
| Vincent Tremblay | 4 | 240 | 24 | 1 | 0 | 6.00 | 0 | 4 | 0 | 117 | .830 |
| Brian Ford | 8 | 457 | 48 | 0 | 0 | 6.30 | 2 | 6 | 0 | 248 | .838 |
| Paul Hoganson | 2 | 57 | 7 | 0 | 0 | 7.37 | 0 | 1 | 0 | 21 | .750 |
| Greg Redquest | 1 | 13 | 3 | 0 | 0 | 13.85 | 0 | 0 | 0 | 2 | .400 |
| TOTALS | 1658 | 99,749 | 6131 | 124 | 51 | 3.69 | 596 | 815 | 247 | 46,561 | .884 |

ALL TIME LEADERS

| GAMES PLAYED | | ASSISTS | |
|-----------------------|-----|-------------------------|-----|
| 1. Jean Pronovost | 753 | 1. Syl Apps | 349 |
| 2. Rick Kehoe | 722 | 2. Rick Kehoe | 324 |
| 3. Ron Stackhouse | 621 | 3. MARIO LEMIEUX | 301 |
| 4. Ron Schock | 619 | 4. Jean Pronovost | 287 |
| 5. Dave Burrows | 573 | 5. Ron Schock | 280 |
| 6. Syl Apps | 495 | 6. Ron Stackhouse | 277 |
| 7. Greg Malone | 495 | 7. Randy Carlyle | 257 |
| 8. Peter Lee | 431 | 8. Greg Malone | 221 |
| 9. Randy Carlyle | 397 | 9. Mike Bullard | 175 |
| 10. Mike Bullard | 382 | 10. Lowell MacDonald | 166 |
| 11. ROD BUSKAS | 373 | 11. Doug Shedden | 159 |
| 12. Ken Schinkel | 371 | 12. Ken Schinkel | 143 |
| 13. Russ Anderson | 353 | 13. Pierre Larouche | 134 |
| 14. Val Fonteyne | 349 | 14. Peter Lee | 131 |
| 15. Bryan Hextall | 335 | 15. Moe Mantha | 131 |
| 16. Doug Shedden | 332 | 16. DOUG BODGER | 128 |
| 17. Lowell MacDonald | 328 | 17. Bryan Hextall | 115 |
| 18. George Ferguson | 310 | 18. Pat Boutette | 109 |
| 19. Nick Harbaruk | 308 | 19. Dave Burrows | 108 |
| 20. Bryan Hextall | 303 | 20. George Ferguson | 106 |

| GOALS | | POINTS | |
|------------------------------|-----|------------------------------|-----|
| 1. Jean Pronovost | 316 | 1. Rick Kehoe | 636 |
| 2. Rick Kehoe | 312 | 2. Jean Pronovost | 603 |
| 3. MARIO LEMIEUX | 215 | 3. MARIO LEMIEUX | 516 |
| 4. Mike Bullard | 186 | 4. Syl Apps | 500 |
| 5. Syl Apps | 151 | 5. Ron Schock | 404 |
| 6. Greg Malone | 143 | 6. Greg Malone | 364 |
| 7. Lowell MacDonald | 140 | 7. Mike Bullard | 361 |
| 8. Ron Schock | 124 | 8. Ron Stackhouse | 343 |
| 9. Doug Shedden | 123 | 9. Randy Carlyle | 323 |
| 10. Pierre Larouche | 119 | 10. Lowell MacDonald | 306 |
| 11. Peter Lee | 114 | 11. Doug Shedden | 282 |
| 12. Paul Gardner | 98 | 12. Pierre Larouche | 253 |
| 13. Ken Schinkel | 93 | 13. Peter Lee | 245 |
| 14. George Ferguson | 89 | 14. Ken Schinkel | 236 |
| 15. Greg Polis | 88 | 15. Paul Gardner | 203 |
| 16. Keith McCreary | 82 | 16. George Ferguson | 195 |
| 17. RANDY CUNNEYWORTH | 76 | 17. Bryan Hextall | 186 |
| 18. Rod Schutt | 76 | 18. Pat Boutette | 174 |
| 19. Bryan Hextall | 71 | 19. RANDY CUNNEYWORTH | 172 |
| 20. Bob Kelly | 69 | 20. Rod Schutt | 168 |
| 21. DAN QUINN | 68 | 21. Moe Mantha | 168 |
| 22. Wayne Bianchin | 68 | 22. DOUG BODGER | 162 |
| 23. Ron Stackhouse | 66 | 23. Greg Polis | 158 |
| 24. Randy Carlyle | 66 | 24. Bob Kelly | 154 |
| | | 25. DAN QUINN | 150 |

| PENALTY MINUTES | |
|------------------------------|-----|
| 1. Bryan Watson | 871 |
| 2. Paul Baxter | 851 |
| 3. ROD BUSKAS | 841 |
| 4. Gary Rissling | 832 |
| 5. Russ Anderson | 684 |
| 6. Randy Carlyle | 582 |
| 7. Pat Boutette | 548 |
| 8. Ron Stackhouse | 547 |
| 9. DAN FRAWLEY | 544 |
| 10. Dave Schultz | 535 |
| 11. Colin Campbell | 517 |
| 12. Bryan Hextall | 498 |
| 13. Greg Malone | 496 |
| 14. Bob Kelly | 462 |
| 15. Pat Price | 459 |
| 16. Mike Bullard | 388 |
| 17. Dave Hannan | 373 |
| 18. RANDY CUNNEYWORTH | 357 |
| 19. RANDY HILLIER | 350 |
| 20. TROY LONEY | 338 |
| 21. JIM JOHNSON | 318 |

GOAL LEADERS

ASSIST LEADERS

| | | | | |
|---------|----------------------|----|----------------------|----|
| 1987-88 | MARIO LEMIEUX | 70 | MARIO LEMIEUX | 98 |
| | Dan Quinn | 40 | Paul Coffey | 52 |
| | Randy Cunneynworth | 35 | Dan Quinn | 39 |
| | Rob Brown | 24 | Randy Cunneynworth | 39 |
| 1986-87 | Mario Lemieux | 54 | Mario Lemieux | 53 |
| | Dan Quinn | 28 | Dan Quinn | 43 |
| | Randy Cunneynworth | 26 | Doug Bodger | 38 |
| | Craig Simpson | 26 | Terry Ruskowski | 37 |
| 1985-86 | Mario Lemieux | 48 | Mario Lemieux | 99 |
| | Mike Bullard | 41 | Moe Mantha | 52 |
| | Doug Shedden | 32 | Mike Bullard | 42 |
| 1984-85 | Mario Lemieux | 43 | Mario Lemieux | 57 |
| | Warren Young | 40 | John Chabot | 45 |
| | Doug Shedden | 35 | Moe Mantha | 40 |
| 1983-84 | Mike Bullard | 51 | Mike Bullard | 41 |
| | Ron Flockhart | 27 | Doug Shedden | 35 |
| | Mark Taylor | 24 | Mark Taylor | 31 |
| 1982-83 | Rick Kehoe | 29 | Greg Malone | 44 |
| | Paul Gardner | 28 | Doug Shedden | 43 |
| | Pat Boutette | 27 | Randy Carlyle | 41 |
| 1981-82 | Mike Bullard | 37 | Randy Carlyle | 64 |
| | Paul Gardner | 36 | Rick Kehoe | 52 |
| | Rick Kehoe | 33 | Pat Boutette | 51 |
| 1980-81 | Rick Kehoe | 55 | Randy Carlyle | 67 |
| | Paul Gardner | 34 | Mario Faubert | 44 |
| | Peter Lee | 30 | Paul Gardner | 40 |
| 1979-80 | Rick Kehoe | 30 | Greg Malone | 32 |
| | George Ferguson | 21 | Rick Kehoe | 30 |
| | Greg Malone | 19 | Orest Kindrachuk | 29 |
| | Gary McAdam | 19 | Peter Lee | 29 |
| 1978-79 | Greg Malone | 35 | Orest Kindrachuk | 42 |
| | Peter Lee | 32 | Pete Mahovlich | 39 |
| | Rick Kehoe | 27 | Randy Carlyle | 34 |
| 1977-78 | Jean Pronovost | 40 | Greg Malone | 43 |
| | Rick Kehoe | 29 | Tom Edur | 38 |
| | Pete Mahovlich | 25 | Gene Carr | 37 |
| 1976-77 | Jean Pronovost | 33 | Syl Apps | 43 |
| | Rick Kehoe | 30 | Pierre Larouche | 34 |
| | Pierre Larouche | 29 | Ron Stackhouse | 34 |
| 1975-76 | Pierre Larouche | 53 | Syl Apps | 67 |
| | Jean Pronovost | 52 | Ron Stackhouse | 60 |
| | Syl Apps | 32 | Pierre Larouche | 58 |
| 1974-75 | Jean Pronovost | 43 | Ron Schock | 63 |
| | Rick Kehoe | 32 | Syl Apps | 55 |
| 1973-74 | Lowell MacDonald | 43 | Syl Apps | 61 |
| | Jean Pronovost | 40 | Lowell MacDonald | 39 |
| 1972-73 | Al McDonough | 35 | Syl Apps | 56 |
| | Lowell MacDonald | 34 | Al McDonough | 41 |
| | Syl Apps | 29 | Lowell MacDonald | 41 |
| 1971-72 | Jean Pronovost | 30 | Syl Apps | 44 |
| | Greg Polis | 30 | Ken Schinkel | 30 |
| 1970-71 | Jean Pronovost | 21 | Bryan Hextall | 32 |
| | Dean Prentice | 21 | Wally Boyer | 30 |
| | Keith McCreary | 21 | Andy Bathgate | 29 |
| 1969-70 | Dean Prentice | 26 | Michel Briere | 32 |
| | Ken Schinkel | 20 | Dean Prentice | 25 |
| | Jean Pronovost | 20 | Ken Schinkel | 25 |
| | Bob Woytowich | 25 | | |
| 1968-69 | Keith McCreary | 25 | Charlie Burns | 38 |
| | Ken Schinkel | 18 | Ken Schinkel | 34 |
| | Lou Angotti | 17 | Jean Pronovost | 25 |
| 1967-68 | Ab McDonald | 22 | Andy Bathgate | 39 |
| | Andy Bathgate | 20 | Val Fonteyne | 28 |
| | Gene Ubriaco | 18 | Noel Price | 27 |

| POINT LEADERS | | | PEN MIN LEADERS | | |
|---------------|----------------------|------------|--------------------|------------|--|
| 1987-88 | MARIO LEMIEUX | 168 | Rod Buskas | 206 | |
| | Dan Quinn | 79 | Dan Frawley | 152 | |
| | Randy Cunneynworth | 74 | Troy Loney | 151 | |
| 1986-87 | Mario Lemieux | 107 | Dan Frawley | 218 | |
| | Dan Quinn | 71 | Terry Ruskowski | 147 | |
| | Randy Cunneynworth | 53 | Randy Cunneynworth | 142 | |
| 1985-86 | Mario Lemieux | 141 | Dan Frawley | 174 | |
| | Mike Bullard | 83 | Terry Ruskowski | 162 | |
| | Moe Mantha | 67 | Rod Buskas | 159 | |
| 1984-85 | Mario Lemieux | 100 | Gary Rissling | 209 | |
| | Warren Young | 72 | Rod Buskas | 191 | |
| | Doug Shedden | 67 | Warren Young | 176 | |
| 1983-84 | Mike Bullard | 92 | Gary Rissling | 297 | |
| | Doug Shedden | 57 | Marty McSorley | 224 | |
| | Mark Taylor | 55 | Pat Boutette | 142 | |
| 1982-83 | Doug Shedden | 67 | Paul Baxter | 238 | |
| | Rick Kehoe | 65 | Pat Boutette | 152 | |
| | Greg Malone | 61 | Gary Rissling | 128 | |
| 1981-82 | Rick Kehoe | 85 | PAUL BAXTER | 409 | |
| | Randy Carlyle | 75 | Pat Price | 322 | |
| | Pat Boutette | 74 | Pat Boutette | 230 | |
| 1980-81 | Rick Kehoe | 88 | Paul Baxter | 204 | |
| | Randy Carlyle | 83 | Pat Hughes | 161 | |
| | Paul Gardner | 74 | Gary Rissling | 143 | |
| 1979-80 | Rick Kehoe | 60 | Kim Clackson | 166 | |
| | Greg Malone | 51 | Russ Anderson | 150 | |
| | George Ferguson | 49 | Pat Hughes | 78 | |
| 1978-79 | Greg Malone | 65 | Dave Schultz | 157 | |
| | Orest Kindrachuk | 60 | Colin Campbell | 137 | |
| | Peter Lee | 58 | Russ Anderson | 93 | |
| 1977-78 | Jean Pronovost | 65 | Dave Schultz | 378 | |
| | Pete Mahovlich | 61 | Russ Anderson | 150 | |
| | Greg Malone | 61 | Colin Campbell | 103 | |
| 1976-77 | Jean Pronovost | 64 | Bob Kelly | 115 | |
| | Pierre Larouche | 63 | Russ Anderson | 81 | |
| | Syl Apps | 61 | Ron Stackhouse | 72 | |
| 1975-76 | Pierre Larouche | 111 | Steve Durbano | 161 | |
| | Jean Pronovost | 104 | Bob Kelly | 149 | |
| | Syl Apps | 99 | Barry Wilkins | 106 | |
| 1974-75 | Ron Schock | 86 | Colin Campbell | 172 | |
| | Syl Apps | 79 | Bob Kelly | 120 | |
| | Jean Pronovost | 75 | Bob Paradise | 109 | |
| 1973-74 | Syl Apps | 85 | Steve Durbano | 138 | |
| | Lowell MacDonald | 82 | Bryan Watson | 137 | |
| | Jean Pronovost | 72 | Bob Kelly | 78 | |
| 1972-73 | Syl Apps | 85 | Bryan Watson | 179 | |
| | Al McDonough | 76 | Bryan Hextall | 113 | |
| | Lowell MacDonald | 75 | Darryl Edestrand | 88 | |
| 1971-72 | Syl Apps | 59 | Bryan Watson | 212 | |
| | Jean Pronovost | 53 | Bryan Hextall | 126 | |
| 1970-71 | Bryan Hextall | 48 | Bryan Hextall | 133 | |
| | Jean Pronovost | 45 | Bryan Watson | 119 | |
| | Andy Bathgate | 44 | Nick Harbaruk | 108 | |
| 1969-70 | Dean Prentice | 51 | Bryan Watson | 189 | |
| | Ken Schinkel | 45 | Tracy Pratt | 124 | |
| | Michel Briere | 44 | Glen Sather | 114 | |
| 1968-69 | Ken Schinkel | 52 | Dunc McCallum | 81 | |
| | Charlie Burns | 51 | Bob Woytowich | 62 | |
| | Keith McCreary | 48 | Noel Price | 61 | |
| 1967-68 | Andy Bathgate | 59 | Leo Boivin | 74 | |
| | Lowell MacDonald | 43 | Al MacNeil | 58 | |
| | Ken Schinkel | 39 | Andy Bathgate | 55 | |

| POWER PLAY | | POWER PLAY | | POWER PLAY | | |
|------------|----------------------|------------|----------------------|------------|----------------------|-----------|
| 1987-88 | MARIO LEMIEUX | 22 | MARIO LEMIEUX | 58 | MARIO LEMIEUX | 80 |
| | Dan Quinn | 21 | Paul Coffey | 36 | Paul Coffey | 42 |
| | Randy Cunneynworth | 14 | Doug Bodger | 20 | Dan Quinn | 39 |
| | Rob Brown | 13 | Dan Quinn | 18 | Doug Bodger | 33 |
| | Doug Bodger | 13 | Randy Cunneynworth | 15 | Randy Cunneynworth | 29 |
| 1986-87 | Mario Lemieux | 19 | Moe Mantha | 20 | Mario Lemieux | 38 |
| | Dan Quinn | 10 | Mario Lemieux | 19 | Moe Mantha | 28 |
| | Moe Mantha | 8 | Terry Ruskowski | 17 | Terry Ruskowski | 22 |
| 1985-86 | Doug Shedden | 19 | Mario Lemieux | 45 | Mario Lemieux | 62 |
| | Mario Lemieux | 17 | Moe Mantha | 30 | Moe Mantha | 41 |
| | Mike Bullard | 16 | Mike Bullard | 17 | Doug Shedden | 34 |
| 1984-85 | Mike Bullard | 14 | Mario Lemieux | 22 | Mario Lemieux | 33 |
| | Doug Shedden | 12 | Moe Mantha | 16 | Doug Shedden | 25 |
| | Mario Lemieux | 11 | Mike Bullard | 24 | | |
| 1983-84 | Mike Bullard | 15 | Randy Carlyle | 19 | Mike Bullard | 31 |
| | Pat Boutette | 10 | Mike Bullard | 16 | Mark Taylor | 19 |
| | Mark Taylor | 9 | Rick Kehoe | 19 | | |
| 1982-83 | Paul Gardner | 20 | Rick Kehoe | 23 | Rick Kehoe | 38 |
| | Rick Kehoe | 15 | Doug Shedden | 17 | Paul Gardner | 37 |
| | Pat Boutette | 13 | Paul Gardner | 17 | Pat Boutette | 29 |
| | Greg Hotham | 17 | | | | |
| 1981-82 | Paul Gardner | 21 | Randy Carlyle | 33 | Rick Kehoe | 50 |
| | Rick Kehoe | 17 | Rick Kehoe | 33 | Pat Boutette | 41 |
| | Pat Boutette | 14 | Pat Boutette | 27 | Randy Carlyle | 40 |
| 1980-81 | Rick Kehoe | 20 | Randy Carlyle | 39 | Randy Carlyle | 46 |
| | Paul Gardner | 18 | Mario Faubert | 23 | Rick Kehoe | 39 |
| | Rod Schutt | 11 | Rick Kehoe | 19 | Paul Gardner | 35 |
| 1979-80 | Rick Kehoe | 7 | Randy Carlyle | 15 | Randy Carlyle | 18 |
| | Greg Malone | 5 | Four tied with | 7 | Rick Kehoe | 14 |
| | Pat Hughes | 5 | | | | |
| 1978-79 | Peter Lee | 10 | Randy Carlyle | 16 | Randy Carlyle | 19 |
| | Greg Malone | 8 | Three tied with | 11 | Peter Lee | 17 |
| 1977-78 | Jean Pronovost | 12 | Gene Carr | 20 | Gene Carr | 24 |
| | Pete Mahovlich | 9 | Tom Edur | 13 | Jean Pronovost | 21 |
| 1976-77 | Pierre Larouche | 8 | Syl Apps | 13 | Pierre Larouche | 17 |
| | Jean Pronovost | 7 | Pierre Larouche | 9 | Syl Apps | 16 |
| | Rick Kehoe | 7 | Ron Stackhouse | 9 | | |
| 1975-76 | Pierre Larouche | 18 | Jean Pronovost | 24 | Jean Pronovost | 37 |
| | Jean Pronovost | 13 | Ron Stackhouse | 22 | Pierre Larouche | 32 |
| 1974-75 | Jean Pronovost | 11 | Ron Stackhouse | 22 | Ron Stackhouse | 28 |
| | Vic Hadfield | 7 | Vic Hadfield | 18 | Vic Hadfield | 25 |
| | Chuck Arnason | 7 | | | | |
| 1973-74 | Lowell MacDonald | 9 | Syl Apps | 16 | Syl Apps | 23 |
| | Jean Pronovost | 8 | Lowell MacDonald | 14 | Lowell MacDonald | 23 |
| 1972-73 | Greg Polis | 8 | Al McDonough | 15 | Al McDonough | 22 |
| | Eddie Shack | 8 | Jack Lynch | 11 | Syl Apps | 16 |
| 1971-72 | Greg Polis | 8 | Syl Apps | 11 | Syl Apps | 14 |
| | Bryan Hextall | 5 | Ken Schinkel | 8 | Greg Polis | 10 |
| | Bob Leiter | 5 | Ron Schock | 10 | | |
| 1970-71 | Andy Bathgate | 7 | Duane Rupp | 19 | Bryan Hextall | 20 |
| | Dean Prentice | 7 | Bryan Hextall | 14 | Duane Rupp | 20 |
| 1969-70 | Dean Prentice | 12 | Bob Woytowich | 15 | Bob Woytowich | 20 |
| | Jean Pronovost | 5 | Ken Schinkel | 12 | Dean Prentice | 19 |
| | Bob Woytowich | 5 | Michel Briere | 12 | | |
| 1968-69 | Ken Schinkel | 8 | Ken Schinkel | 11 | Ken Schinkel | 19 |
| | Keith McCreary | 8 | Bob Woytowich | 9 | Keith McCreary | 16 |
| 1967-68 | Ab McDonald | 6 | Andy Bathgate | 14 | Andy Bathgate | 16 |
| | Paul Andrea | 5 | Paul Andrea | 9 | Paul Andrea | 14 |

COACHES & RECORDS

| YEAR | COACH | GP | W | L | T | PTS | GF | GA | PCT. |
|---|---------------------|----|----|----|----|-----|-----|------|------|
| 1967-68 | Red Sullivan | 74 | 27 | 34 | 13 | 67 | 195 | 216 | .453 |
| | (Home) | 37 | 15 | 12 | 10 | 40 | 115 | 101 | .541 |
| | (Road) | 37 | 12 | 22 | 3 | 27 | 80 | 115 | .365 |
| Fifth in Western Division - Did not make playoffs - 10th of 12 teams | | | | | | | | | |
| 1968-69 | Red Sullivan | 76 | 20 | 45 | 11 | 51 | 189 | 252 | .336 |
| | (Home) | 38 | 12 | 20 | 6 | 30 | 99 | 113 | .395 |
| | (Road) | 38 | 8 | 25 | 5 | 21 | 90 | 139 | .276 |
| Fifth in Western Division - Did not make playoffs - 11th of 12 teams | | | | | | | | | |
| 1969-70 | Red Kelly | 76 | 26 | 38 | 12 | 64 | 182 | 238 | .421 |
| | (Home) | 38 | 17 | 13 | 8 | 42 | 105 | 108 | .553 |
| | (Road) | 38 | 9 | 25 | 4 | 22 | 77 | 130 | .289 |
| Second in Western Division - 7th of 12 teams - Eliminated Oakland 4-0 in Quarterfinals; Lost to St. Louis 4-2 in Semifinals | | | | | | | | | |
| 1970-71 | Red Kelly | 78 | 21 | 37 | 20 | 62 | 221 | 240 | .397 |
| | (Home) | 39 | 18 | 12 | 9 | 45 | 126 | 92 | .576 |
| | (Road) | 39 | 3 | 25 | 11 | 17 | 95 | 148 | .218 |
| Sixth in Western Division - Did not make playoffs - 11th of 14 teams | | | | | | | | | |
| 1971-72 | Red Kelly | 78 | 26 | 38 | 14 | 66 | 220 | 258 | .423 |
| | (Home) | 39 | 18 | 15 | 6 | 42 | 132 | 125 | .538 |
| | (Road) | 39 | 8 | 23 | 8 | 24 | 88 | 133 | .308 |
| Fourth in Western Division - 9th of 14th teams - Lost Chicago 4-0 in Quarterfinals | | | | | | | | | |
| 1972-73 | TOTAL | 78 | 32 | 37 | 9 | 73 | 257 | 265 | .468 |
| | Red Kelly | 42 | 17 | 19 | 6 | 40 | 144 | 137 | .476 |
| | (Home) | 20 | 12 | 6 | 2 | 26 | 84 | 56 | .650 |
| | (Road) | 22 | 5 | 13 | 4 | 14 | 60 | 81 | .318 |
| | Ken Schinkel | 36 | 15 | 18 | 3 | 33 | 113 | 128 | .458 |
| (Home) | 19 | 12 | 5 | 2 | 26 | 66 | 48 | .684 | |
| (Road) | 17 | 3 | 13 | 1 | 7 | 47 | 80 | .206 | |
| Ken Schinkel replaced Red Kelly on January 13, 1973 | | | | | | | | | |
| Fifth in Western Division - Did not make playoffs - 10th of 16 teams | | | | | | | | | |
| 1973-74 | TOTAL | 78 | 28 | 41 | 9 | 65 | 242 | 273 | .417 |
| | Ken Schinkel | 50 | 14 | 31 | 5 | 33 | 138 | 185 | .330 |
| | (Home) | 26 | 7 | 16 | 3 | 17 | 69 | 87 | .327 |
| | (Road) | 24 | 7 | 15 | 2 | 16 | 69 | 98 | .333 |
| | Marc Boileau | 28 | 14 | 10 | 4 | 32 | 104 | 88 | .571 |
| (Home) | 13 | 8 | 2 | 3 | 19 | 55 | 29 | .731 | |
| (Road) | 15 | 6 | 8 | 1 | 13 | 49 | 59 | .433 | |
| Marc Boileau replaced Ken Schinkel on February 6, 1974 | | | | | | | | | |
| Fifth in Western Division - Did not make playoffs - 11th of 16 teams | | | | | | | | | |
| 1974-75 | Marc Boileau | 80 | 37 | 28 | 15 | 89 | 326 | 289 | .556 |
| | (Home) | 40 | 25 | 5 | 10 | 60 | 192 | 113 | .750 |
| | (Road) | 40 | 12 | 23 | 5 | 29 | 134 | 176 | .363 |
| Third in Norris Division - 6th of 18 teams - Eliminated St. Louis 2-0 in Preliminary Round; Lost to NY Islanders 4-3 in Quarterfinals | | | | | | | | | |
| 1975-76 | TOTAL | 80 | 35 | 33 | 12 | 82 | 339 | 303 | .513 |
| | Marc Boileau | 43 | 15 | 23 | 5 | 35 | 161 | 181 | .407 |
| | (Home) | 18 | 9 | 6 | 3 | 21 | 83 | 74 | .583 |
| | (Road) | 25 | 6 | 17 | 2 | 14 | 78 | 107 | .280 |
| | Ken Schinkel | 37 | 20 | 10 | 7 | 47 | 178 | 122 | .635 |
| (Home) | 22 | 14 | 5 | 3 | 31 | 113 | 63 | .765 | |
| (Road) | 15 | 6 | 5 | 4 | 16 | 65 | 59 | .533 | |
| Ken Schinkel replaced Marc Boileau on January 17, 1976 | | | | | | | | | |
| Third in Norris Division - 8th of 18 teams - Lost to Toronto 2-1 in Preliminary Round | | | | | | | | | |

COACHES & RECORDS

| YEAR | COACH | GP | W | L | T | PTS | GF | GA | PCT. |
|--|-----------------------|----|----|----|----|-----|-----|-----|------|
| 1976-77 | Ken Schinkel | 80 | 34 | 33 | 13 | 81 | 240 | 252 | .506 |
| | (Home) | 40 | 22 | 12 | 6 | 50 | 139 | 119 | .625 |
| | (Road) | 40 | 12 | 21 | 7 | 31 | 101 | 133 | .386 |
| Third in Norris Division - 7th of 18 teams - Lost to Toronto 2-1 in Preliminary Round | | | | | | | | | |
| 1977-78 | Johnny Wilson | 80 | 25 | 37 | 18 | 68 | 254 | 321 | .425 |
| | (Home) | 40 | 16 | 15 | 9 | 41 | 143 | 147 | .513 |
| | (Road) | 40 | 9 | 22 | 9 | 27 | 111 | 174 | .338 |
| Fourth in Norris Division - Did not make playoffs - 12th of 18 team | | | | | | | | | |
| 1978-79 | Johnny Wilson | 80 | 36 | 31 | 13 | 85 | 281 | 279 | .531 |
| | (Home) | 40 | 23 | 12 | 5 | 51 | 152 | 120 | .638 |
| | (Road) | 40 | 13 | 19 | 8 | 34 | 129 | 159 | .425 |
| Second in Norris Division - 8th of 18 teams - Eliminated Buffalo 2-1 in Preliminary Round; Lost to Boston 4-0 in Quarterfinals | | | | | | | | | |
| 1979-80 | Johnny Wilson | 80 | 30 | 37 | 13 | 73 | 251 | 303 | .456 |
| | (Home) | 40 | 20 | 13 | 7 | 47 | 145 | 134 | .588 |
| | (Road) | 40 | 10 | 24 | 6 | 26 | 106 | 169 | .325 |
| Third in Norris Division - 13th of 21 teams - Lost to Boston 3-2 in Preliminary Round | | | | | | | | | |
| 1980-81 | Eddie Johnston | 80 | 30 | 37 | 13 | 73 | 302 | 345 | .456 |
| | (Home) | 40 | 21 | 16 | 3 | 45 | 160 | 154 | .563 |
| | (Road) | 40 | 9 | 21 | 10 | 28 | 142 | 191 | .350 |
| Third in Norris Division - 15th of 21 teams - Lost to St. Louis 3-2 in Preliminary Round | | | | | | | | | |
| 1981-82 | Eddie Johnston | 80 | 31 | 36 | 13 | 75 | 310 | 337 | .469 |
| | (Home) | 40 | 21 | 11 | 8 | 50 | 167 | 143 | .625 |
| | (Road) | 40 | 10 | 25 | 5 | 25 | 143 | 194 | .313 |
| Fourth in Patrick Division - 12th of 21 teams - Lost to NY Islanders 3-2 in Preliminary Round | | | | | | | | | |
| 1982-83 | Eddie Johnston | 80 | 18 | 53 | 9 | 45 | 257 | 394 | .563 |
| | (Home) | 40 | 14 | 22 | 4 | 32 | 134 | 170 | .400 |
| | (Road) | 40 | 4 | 31 | 5 | 13 | 123 | 224 | .163 |
| Sixth in Patrick Division - Did not make playoffs - 21st of 21 teams | | | | | | | | | |
| 1983-84 | Lou Angotti | 80 | 16 | 58 | 6 | 38 | 254 | 390 | .238 |
| | (Home) | 40 | 7 | 29 | 4 | 18 | 132 | 182 | .225 |
| | (Road) | 40 | 9 | 29 | 2 | 20 | 122 | 208 | .250 |
| Sixth in Patrick Division - Did not make playoffs - 21st of 21 teams | | | | | | | | | |
| 1984-85 | Bob Berry | 80 | 24 | 51 | 5 | 53 | 276 | 385 | .331 |
| | (Home) | 40 | 17 | 20 | 3 | 37 | 150 | 171 | .463 |
| | (Road) | 40 | 7 | 31 | 2 | 16 | 126 | 214 | .200 |
| Sixth in Patrick Division - Did not make playoffs - 20th of 21 teams | | | | | | | | | |
| 1985-86 | Bob Berry | 80 | 34 | 38 | 8 | 76 | 313 | 305 | .475 |
| | (Home) | 40 | 20 | 15 | 5 | 45 | 155 | 133 | .563 |
| | (Road) | 40 | 14 | 23 | 3 | 31 | 158 | 172 | .388 |
| Fifth in Patrick Division - Did not make playoffs - 15th of 21 teams | | | | | | | | | |
| 1986-87 | Bob Berry | 80 | 30 | 38 | 12 | 72 | 297 | 290 | .450 |
| | (Home) | 40 | 19 | 15 | 6 | 44 | 164 | 145 | .550 |
| | (Road) | 40 | 11 | 23 | 6 | 28 | 133 | 145 | .350 |
| Fifth in Patrick Division - Did not make playoffs - 14th of 21 teams | | | | | | | | | |
| 1987-88 | Pierre Creamer | 80 | 36 | 35 | 9 | 81 | 319 | 316 | .506 |
| | (Home) | 40 | 22 | 12 | 6 | 50 | 171 | 140 | .625 |
| | (Road) | 40 | 14 | 23 | 3 | 31 | 148 | 176 | .388 |
| Sixth in Patrick Division - Did not make playoffs - 12th of 21 teams | | | | | | | | | |

TOTALS

| COACH | GP | W | L | T | PTS | GF | GA | PCT. |
|----------------|-------------|------------|------------|------------|-------------|-------------|-------------|-------------|
| Marc Boileau | 151 | 66 | 61 | 24 | 156 | 591 | 558 | .517 |
| Pierre Creamer | 80 | 36 | 35 | 9 | 81 | 319 | 316 | .506 |
| Ken Schinkel | 203 | 83 | 92 | 28 | 194 | 669 | 687 | .478 |
| Johnny Wilson | 240 | 91 | 105 | 44 | 226 | 786 | 903 | .471 |
| Red Kelly | 274 | 90 | 132 | 52 | 232 | 767 | 873 | .423 |
| Bob Berry | 240 | 88 | 127 | 25 | 201 | 886 | 980 | .419 |
| Eddie Johnston | 240 | 79 | 126 | 35 | 193 | 869 | 1076 | .402 |
| Red Sullivan | 150 | 47 | 79 | 24 | 118 | 384 | 468 | .393 |
| Lou Angotti | 80 | 16 | 58 | 6 | 38 | 254 | 390 | .238 |
| TOTAL | 1658 | 596 | 815 | 247 | 1439 | 5525 | 6251 | .434 |
| Home | 829 | 389 | 309 | 131 | 909 | 3960 | 2767 | .548 |
| Road | 829 | 207 | 506 | 116 | 530 | 2474 | 3484 | .320 |

PITTSBURGH PENGUINS TEAM RECORDS

SEASON

POINTS

| | |
|-----------------|----------------------------------|
| Most Overall: | 89 (1974-75) (37 wins & 15 ties) |
| Most Home: | 60 (1974-75) (25 wins & 10 ties) |
| Most Road: | 34 (1978-79) (13 wins & 8 ties) |
| Fewest Overall: | 38 (1983-84) (16 wins & 6 ties) |
| Fewest Home: | 18 (1983-84) (7 wins & 4 ties) |
| Fewest Road: | 13 (1982-83) (4 wins & 5 ties) |

WINS

| | |
|-----------------|--------------------------|
| Most Overall: | 37 (1974-75) |
| Most Home: | 25 (1974-75) |
| Most Road: | 14 (1985-86) & (1987-88) |
| Fewest Overall: | 16 (1983-84) |
| Fewest Home: | 7 (1983-84) |
| Fewest Road: | 3 (1970-71) |

LOSSES

| | |
|-----------------|--------------|
| Most Overall: | 58 (1983-84) |
| Most Home: | 29 (1983-84) |
| Most Road: | 31 (1982-83) |
| Fewest Overall: | 28 (1974-75) |
| Fewest Home: | 5 (1974-75) |
| Fewest Road: | 19 (1978-79) |

TIES

| | |
|-----------------|-------------------------------------|
| Most Overall: | 20 (1970-71) |
| Most Home: | 10 (1967-68) & (1974-75) |
| Most Road: | 11 (1970-71) |
| Fewest Overall: | 9 (1972-73) & (1973-74) & (1987-88) |
| Fewest Home: | 3 (1980-81) |
| Fewest Road: | 3 (1967-68) & (1973-74) & (1987-88) |

GOALS

| | |
|-------------------------|---------------|
| Most For Overall: | 339 (1975-76) |
| Most For Home: | 196 (1975-76) |
| Most For Road: | 158 (1985-86) |
| Most Against Overall: | 394 (1982-83) |
| Most Against Home: | 182 (1983-84) |
| Most Against Road: | 224 (1982-83) |
| Fewest For Overall: | 182 (1969-70) |
| Fewest For Home: | 99 (1968-69) |
| Fewest For Road: | 77 (1969-70) |
| Fewest Against Overall: | 216 (1967-68) |
| Fewest Against Home: | 92 (1970-71) |
| Fewest Against Road: | 115 (1967-68) |

ASSISTS

| | |
|-----------------|---------------|
| Most For: | 567 (1975-76) |
| Most Against: | 665 (1982-83) |
| Fewest For: | 294 (1969-70) |
| Fewest Against: | 338 (1967-68) |

POINTS

| | |
|-----------------|----------------|
| Most For: | 906 (1975-76) |
| Most Against: | 1049 (1982-83) |
| Fewest For: | 476 (1969-70) |
| Fewest Against: | 554 (1967-68) |

SEASON RECORDS

PENALTIES

| | |
|-----------------|---------------|
| Most For: | 882 (1987-88) |
| Fewest For: | 248 (1967-68) |
| Most Against: | 878 (1987-88) |
| Fewest Against: | 330 (1967-68) |

PENALTY MINUTES

| | |
|-----------------|----------------|
| Most For: | 2212 (1981-82) |
| Fewest For: | 554 (1967-68) |
| Most Against: | 2395 (1981-82) |
| Fewest Against: | 750 (1967-68) |

MINORS

| | |
|-----------------|---------------|
| Most For: | 773 (1987-88) |
| Fewest For: | 237 (1967-68) |
| Most Against: | 752 (1987-88) |
| Fewest Against: | 315 (1967-68) |

MAJORS

| | |
|-----------------|--------------|
| Most For: | 85 (1987-88) |
| Fewest For: | 1 (1967-68) |
| Most Against: | 91 (1987-88) |
| Fewest Against: | 6 (1967-68) |

MISCONDUCTS

| | |
|-----------------|--------------|
| Most For: | 69 (1981-82) |
| Fewest For: | 1 (1968-69) |
| Most Against: | 87 (1981-82) |
| Fewest Against: | 7 (1976-77) |

SHOTS ON GOAL

| | |
|-----------------|----------------|
| Most For: | 2761 (1974-75) |
| Fewest For: | 2231 (1968-69) |
| Most Against: | 2908 (1983-84) |
| Fewest Against: | 2168 (1987-88) |

POWER PLAY CHANCES

| | |
|-----------------|---------------------------|
| Most For: | 500 (1987-88) |
| Fewest For: | 262 (1977-78) & (1979-80) |
| Most Against: | 507 (1987-88) |
| Fewest Against: | 193 (1967-68) |

POWER PLAY GOALS

| | |
|-----------------|---------------|
| Most For: | 110 (1987-88) |
| Fewest For: | 37 (1967-68) |
| Most Against: | 120 (1987-88) |
| Fewest Against: | 31 (1967-68) |

POWER PLAY PERCENTAGE

| | |
|------------------|----------------|
| Highest For: | 24.7 (1981-82) |
| Lowest For: | 13.6 (1967-68) |
| Highest Against: | 27.4 (1982-83) |
| Lowest Against: | 16.1 (1967-68) |

SHORTHANDED GOALS

| | |
|-----------------|------------------------------------|
| Most For: | 18 (1987-88) |
| Fewest For: | 2 (1967-68) & (1968-69) |
| Most Against: | 21 (1984-85) |
| Fewest Against: | 4 (1973-74), (1978-79) & (1979-80) |

GAME RECORDS

MOST GOALS

For, Home: 12 vs Washington (March 15, 1975)
 9 at California (December 17, 1975)
 For, Road: 9 at Vancouver (March 13, 1979)

Against, Home: 10 vs Edmonton (February 19, 1983)
 Against, Road: 13 at Philadelphia (March 22, 1984)
 For, Two Games: 18 (March 15 to March 16, 1975)
 For, Three Games: 23 (February 17 to February 21, 1976)
 For, Four Games: 29 (February 15 to February 21, 1976)
 For, Five Games: 34 (February 12 to February 21, 1976)
 Against, Two Games: 19 (March 22 to March 24, 1984)
 Against, Three Games: 23 (four times-last time-March 1985)
 Against, Four Games: 28 (five times-last time-March 1985)
 Against, Five Games: 34 (five times-last time-March 1985)
 For, Both Teams, Home: 17 vs Edmonton (February 19, 1983)
 (Edmonton 10, Pittsburgh 7)
 For, Both Teams, Road: 17 at Philadelphia (March 22, 1984)
 (Philadelphia 13, Pittsburgh 4)

FEWEST GOALS

For, Two Games: 0 (four times-last time-Feb. 1980)
 For, Three Games: 1 (October 31 to November 4, 1973)
 For, Four Games: 2 (October 31 to November 7, 1973)
 Against, Two Games: 1 (eleven times-last time-Feb. 1986)
 Against, Three Games: 1 (February 20 to February 24, 1973)
 Against, Four Games: 3 (February 20 to February 25, 1973)

MOST ASSISTS

For, Home: 20 vs Washington (March 15, 1975)
 For, Road: 14 at Vancouver (March 16, 1974)
 14 at Hartford (December 26, 1980)

Against, Home: 15 vs Minnesota (February 3, 1980)
 15 vs Edmonton (February 19, 1983)

Against, Road: 22 at Philadelphia (March 22, 1984)
 For, Both Teams, Home: 28 vs Edmonton (February 19, 1983)
 For, Both Teams, Road: 29 at Hartford (December 26, 1980)

MOST POINTS

For, Home: 32 vs Washington (March 15, 1975)
 For, Road: 22 at Vancouver (March 16, 1974)
 22 at Vancouver (March 13, 1979)

Against, Home: 25 vs Edmonton (February 19, 1983)
 Against, Road: 35 at Philadelphia (March 22, 1984)
 For, Both Teams, Home: 45 vs Edmonton (February 19, 1983)
 For, Both Teams, Road: 45 at Hartford (December 26, 1980)
 45 at Philadelphia (March 22, 1984)

GAME RECORDS

PENALTIES

Most For, Home: 28 vs Edmonton (Jan. 19, 1980) (12-8-8)
 Most For, Road: 28 at NY Islanders (Oct. 14, 1982) (15-7-6)
 Most by Opponent, Home: 24 vs Edmonton (Jan. 19, 1980) (9-9-6)
 Most by Opponent, Road: 25 at Detroit (Nov. 2, 1977) (14-8-3)
 Most by Both Teams, Home: 52 vs Edmonton (January 19, 1980)
 Most by Both Teams, Road: 50 at NY Islanders (October 14, 1982)

PENALTY MINUTES

Most For, Home: 144 vs Edmonton (Jan. 19, 1980) (12-8-8)
 Most For, Road: 125 at NY Islanders (Oct. 14, 1982) (15-7-6)
 Most by Opponent, Home: 123 vs Edmonton (Jan. 19, 1980) (9-9-6)
 Most by Opponent, Road: 123 at Winnipeg (Oct. 31, 1980) (9-3-9)
 Most by Both Teams, Home: 267 vs Edmonton (Jan. 19, 1980)
 (Pittsburgh 144, Edmonton 123)
 Most by Both Teams, Road: 244 at Winnipeg (Oct. 31, 1980)
 (Pittsburgh 121, Winnipeg 123)

SHOTS

Most For, Home: 65 vs Washington (Low/Belhumer) (March 15, 1975)
 Most For, Road: 49 at Toronto (Hamel) (November 20, 1974)
 49 at Chicago (Esposito) (February 25, 1979)

Most Against, Home: 55 vs Montreal (Wilson/Laxton) (Oct. 23, 1976)
 Most Against, Road: 59 at Atlanta (Wilson/Herron) (March 15, 1977)
 Fewest For, Home: 17 vs Philadelphia (St. Croix) (October 23, 1982)
 Fewest For, Road: 11 at Boston (Gilbert) (March 27, 1977)
 Fewest Against, Home: 13 vs Los Angeles (Smith) (Oct. 22, 1969)
 Fewest Against, Road: 15 at California (Binkley) (Oct. 17, 1971)

SAVES

Most For, Home: 48 vs Philadelphia (Dion) (Oct. 23, 1982)
 Most For, Road: 52 at Atlanta (Wilson/Herron) (March 15, 1977)

Most Against, Home: 53 vs Montreal (Thomas) (March 10, 1974)
 Most Against, Road: 47 at Chicago (Esposito) (Feb. 25, 1979)
 Fewest For, Home: 11 vs Los Angeles (Smith) (Oct. 22, 1969)
 11 vs NY Rangers (Millen) (Dec. 22, 1979)
 Fewest For, Road: 11 at Vancouver (Riggin/Guenette) (Nov. 17, 1987)
 Fewest by Opponent, Home: 13 vs Philadelphia (St. Croix) (Oct. 23, 1982)
 Fewest by Opponent, Road: 9 at Montreal (Penney) (Oct. 13, 1984)

MOST GOALS

For, Home: 7 vs St. Louis (November 22, 1972)
For, Road: 5 at NY Rangers (October 28, 1973)
Against, Home: 6 vs Minnesota (February 3, 1982)
6 vs Minnesota (January 12, 1983)
6 vs Montreal (January 15, 1983)
6 vs Quebec (February 16, 1985)
Against, Road: 7 at Philadelphia (March 22, 1984)
For, Both Teams, Home: 8 vs St. Louis (November 22, 1972)
8 vs Vancouver (October 6, 1976)
8 vs Montreal (January 11, 1978)
8 vs Detroit (November 4, 1978)
8 vs Montreal (January 15, 1983)
For, Both Teams, Road: 8 at Vancouver (March 16, 1974)
8 at Hartford (November 30, 1979)
8 at Hartford (December 26, 1980)

MOST ASSISTS

For, Home: 11 vs St. Louis (November 22, 1972)
For, Road: 9 at NY Rangers (October 28, 1973)
Against, Home: 12 vs Quebec (February 16, 1985)
Against, Road: 13 at Philadelphia (March 22, 1984)
For, Both Teams, Home: 15 vs Vancouver (October 6, 1976)
For, Both Teams, Road: 14 at NY Islanders (December 11, 1976)
14 at Hartford (December 26, 1980)

MOST POINTS

For, Home: 18 vs St. Louis (November 22, 1972)
For, Road: 14 at NY Rangers (October 28, 1973)
Against, Home: 18 vs Quebec (February 16, 1985)
Against, Road: 20 at Philadelphia (March 22, 1984)
For, Both Teams, Home: 23 vs Vancouver (October 6, 1976)
For, Both Teams, Road: 21 at Vancouver (March 16, 1974)
21 at NY Islanders (December 11, 1976)

PENALTIES

Most For, Home: 24 vs Edmonton (January 19, 1980) (9-7-8)
Most For, Road: 18 at NY Islanders (Oct. 14, 1982) (9-4-5)
Most by Opponent, Home: 19 vs Edmonton (January 19, 1980) (5-8-6)
Most by Opponent, Road: 15 at Detroit (November 2, 1977) (6-6-3)
15 at Winnipeg (October 31, 1980) (4-2-9)
Most For, Both Teams, Home: 43 vs Edmonton (January 19, 1980)
Most For, Both Teams, Road: 31 at Detroit (November 2, 1977)

PERIOD RECORDS

PERIOD RECORDS

PENALTY MINUTES

Most For, Home: 133 vs Edmonton (January 19, 1980)
Most For, Road: 110 at Buffalo (December 7, 1980)
Most by Opponent, Home: 110 vs Edmonton (January 19, 1980)
Most by Opponent, Road: 108 at Winnipeg (October 31, 1980)
Most For, Both Teams, Home: 243 vs Edmonton (January 19, 1980)
Most For, Both Teams, Road: 213 at Buffalo (December 7, 1980)

MOST SHOTS

For, Home: 27 vs Washington (Low) (March 15, 1975)
For, Road: 23 at Washington (Parro) (March 28, 1982)
Against, Home: 23 vs Detroit (Binkley) (Dec. 4, 1968)
23 vs Montreal (Wilson/Laxton) (Oct. 23, 1976)
Against, Road: 28 at NY Islanders (Herron) (Dec. 5, 1978)

FEWEST SHOTS

For, Home: 1 vs NY Rangers (Froese) (December 19, 1987)
For, Road: 1 at Boston (Cheevers) (December 15, 1968)
1 at NY Rangers (Giacomin) (March 8, 1970)
1 at Chicago (Esposito) (February 10, 1974)
Against, Home: 1 at Montreal (Penney) (October 13, 1985)
1 vs NY Rangers (Holland) (Nov. 24, 1979)
1 vs Calgary (Dion) (March 7, 1982)
Against, Road: 1 vs Washington (Riggin) (November 11, 1987)
1 at Washington (Herron) (January 6, 1977)

MOST SAVES

For, Home: 21 vs NY Rangers (Binkley) (Nov. 16, 1968)
21 vs NY Rangers (Binkley) (March 18, 1970)
21 vs Washington (Herron) (November 21, 1984)
For, Road: 25 at NY Islanders (Herron) (Dec. 5, 1978)
Against, Home: 24 vs Hartford (Veisor) (February 19, 1981)
Against, Road: 22 at Minnesota (Worsley) (March 23, 1974)

FEWEST SAVES

For, Home: 1 vs California (Rutherford) (March 3, 1973)
1 vs California (Brown) (February 16, 1974)
1 vs NY Rangers (Holland) (Nov. 24, 1979)
1 vs Chicago (Ricci) (January 10, 1981)
1 vs Calgary (Dion) (March 7, 1982)
1 vs Washington (Riggin) (November 11, 1987)
For, Road: 1 at St. Louis (Binkley) (March 19, 1970)
1 at Los Angeles (Hoganson/Smith) (March 20, 1971)
1 at Washington (Herron) (January 6, 1977)
1 at Boston (Dion) (November 14, 1981)
1 at St. Louis (Meloche) (December 12, 1987)
By Opponent, Home: 1 vs Toronto (Palmateer) (December 26, 1976)
1 vs Buffalo (Desjardins) (January 15, 1977)
1 vs NY Rangers (Froese) (December 19, 1987)
By Opponent, Road: 0 at Boston (Cheevers) (December 15, 1968)

GOALTENDER RECORDS

MOST GAMES

All Time: 290- Denis Herron
One Season: 63- Greg Millen (1980-81)
Home, One Season: 34- Greg Millen (1980-81)
 34- Michel Dion (1981-82)
Road, One Season: 31- Denis Herron (1978-79)

MOST MINUTES PLAYED

All Time: 16,104- Denis Herron
One Season: 3,721- Greg Millen (1980-81)
Home, One Season: 2,040- Greg Millen (1980-81)
Road, One Season: 1,748- Denis Herron (1978-79)

MOST GOALS AGAINST

All Time: 1040- Denis Herron
One Season: 258- Greg Millen (1980-81)
Home, One Season: 128- Greg Millen (1980-81)
Road, One Season: 130- Greg Millen (1980-81)

LOWEST GOALS AGAINST AVERAGE

All Time: 2.86- Hank Bassen
One Season: 2.86- Hank Bassen (1967-68)
 2.86- Les Binkley (1970-71)
Home, One Season: 2.02- Al Smith (1970-71)
Road, One Season: 2.81- Dunc Wilson (1976-77)

MOST SHUTOUTS

All Time: 11- Les Binkley
One Season: 6- Les Binkley (1967-68)
Home, One Season: 3- Les Binkley (1967-68)
Road, One Season: 3- Les Binkley (1967-68)

MOST SAVES

All Time: 8,072- Denis Herron
One Season: 1,920- Denis Herron (1977-78)
Home, One Season: 938- Denis Herron (1977-78)
Road, One Season: 982- Denis Herron (1977-78)
Per Game, All Time: 30.6- Joe Daley
Per Game, One Season: 32.6- Denis Herron (1977-78)
Per Game, Home, One Season: 31.2- Joe Daley (1968-69)
Per Game, Road, One Season: 35.8- Denis Herron (1977-78)
Best Save Pct., All Time: .908- Hank Bassen
Best Save Pct., One Season: .912- Jim Rutherford (1972-73)

GOALTENDER RECORDS

MOST WINS

All Time: 88- Denis Herron
One Season: 25- Greg Millen (1980-81)
 25- Michel Dion (1981-82)
Home, One Season: 19- Greg Millen (1980-81)
 19- Michel Dion (1981-82)
Road, One Season: 10- Les Binkley (1967-68)

MOST LOSSES

All Time: 133- Denis Herron
One Season: 31- Les Binkley (1968-69)
Home, One Season: 17- Les Binkley (1968-69)
Road, One Season: 17- Les Binkley (1967-68)
 17- Michel Dion (1981-82)

MOST TIES

All Time: 44- Denis Herron
One Season: 15- Denis Herron (1977-78)
Home, One Season: 9- Les Binkley (1967-68)
Road, One Season: 7- Denis Herron (1977-78) & (1978-79)
 7- Greg Millen (1980-81)

LONGEST CONSECUTIVE STREAKS

Wins: 7- Roberto Romano (Oct.11 to Oct.25, 1986)
Home, Wins: 13- Jim Rutherford (Feb.16 to Nov.22, 1972)
Road, Wins: 5- Frank Pietrangelo (Jan.16 to Feb.13, 1988)
Losses: 9- Michel Dion (Dec.20, 1983 to Mar.1, 1984)
Home, Losses: 5- Denis Herron (Oct. 18, to Nov. 16, 1983)
 5- Michel Dion (Apr. 3, to Oct. 22, 1982)
Road, Losses: 10- Joe Daley (Nov.13, 1968 to Mar.20, 1969)
 10- Denis Herron (Dec.22, 1984 to Mar.30, 1985)
Unbeaten: 11- Michel Plasse (Jan.25 to Mar.6, 1976)(6-0-5)
Home, Unbeaten: 18- Michel Plasse (Jan.11 to Dec.31, 1975)(14-0-4)
Road, Unbeaten: 7- Denis Herron (Mar.13 to Mar.27, 1979)(5-0-2)
Winless: 15- Al Smith (Jan.28 to Apr.1, 1971)(0-10-5)
Home, Winless: 9- Les Binkley (Nov.6 to Dec.21, 1968)(0-8-1)
Road, Winless: 26- Al Smith (Mar.5, 1970 to Apr.1, 1971)(0-18-8)

INDIVIDUAL RECORDS

ALL TIME

| | |
|--------------------------------|---------------------|
| Most Games Played: | 753- Jean Pronovost |
| Most Consecutive Games: | 320- Ron Schock |
| Most Goals: | 316- Jean Pronovost |
| Most Assists: | 349- Syl Apps |
| Most Points: | 636- Rick Kehoe |
| Most Penalty Minutes: | 871- Bryan Watson |

SEASON

| | |
|---|---------------------------------|
| Most Goals in a Season: | |
| Overall: | 70- Mario Lemieux (1987-88) |
| Center: | 70- Mario Lemieux (1987-88) |
| Right Wing: | 55- Rick Kehoe (1980-81) |
| Left Wing: | 43- Lowell MacDonald (1973-74) |
| Defense: | 16- Randy Carlyle (1980-81) |
| Rookie: | 43- Mario Lemieux (1984-85) |
| Most Assists in a Season: | |
| Overall: | 98- Mario Lemieux (1987-88) |
| Center: | 98- Mario Lemieux (1987-88) |
| Right Wing: | 52- Jean Pronovost (1975-76) |
| | 52- Rick Kehoe (1981-82) |
| Left Wing: | 51- Pat Boutette (1981-82) |
| Defense: | 67- Randy Carlyle (1980-81) |
| Rookie: | 57- Mario Lemieux (1984-85) |
| Goalie: | 3- Greg Millen (1979-80) |
| Most Points in a Season: | |
| Overall: | 168- Mario Lemieux (1987-88) |
| Center: | 168- Mario Lemieux (1987-88) |
| Right Wing: | 104- Jean Pronovost (1975-76) |
| Left Wing: | 82- Lowell MacDonald (1973-74) |
| Defense: | 83- Randy Carlyle (1980-81) |
| Rookie: | 100- Mario Lemieux (1984-85) |
| Most Penalty Minutes in a Season: | |
| Overall: | 409- Paul Baxter (1981-82) |
| Center: | 133- Bryan Hextall (1970-71) |
| Right Wing: | 218- Dan Frawley (1986-87) |
| Left Wing: | 378- Dave Schultz (1977-78) |
| Defense: | 409- Paul Baxter (1981-82) |
| Rookie: | 224- Marty McSorley (1983-84) |
| Goalie: | 60- Andy Brown (1973-74) |
| Most Shots on Goal in a Season: | |
| Overall: | 382- Mario Lemieux (1987-88) |
| Center: | 382- Mario Lemieux (1987-88) |
| Right Wing: | 299- Jean Pronovost (1975-76) |
| | 299- Rick Kehoe (1980-81) |
| Left Wing: | 260- Lowell MacDonald (1973-74) |
| Defense: | 242- Randy Carlyle (1980-81) |
| Rookie: | 209- Mario Lemieux (1984-85) |
| Most Power Play Goals in a Season: | |
| Overall: | 22- Mario Lemieux (1987-88) |
| Center: | 22- Mario Lemieux (1987-88) |
| Right Wing: | 20- Rick Kehoe (1980-81) |
| Left Wing: | 14- Pat Boutette (1981-82) |
| | 14- Randy Cunneyworth (1987-88) |
| Defense: | 13- Doug Bodger (1987-88) |
| Rookie: | 13- Rob Brown (1987-88) |
| Most Power Play Assists in a Season: | |
| Overall: | 58- Mario Lemieux (1987-88) |
| Center: | 58- Mario Lemieux (1987-88) |
| Right Wing: | 33- Rick Kehoe (1981-82) |
| Left Wing: | 27- Pat Boutette (1981-82) |
| Defense: | 39- Randy Carlyle (1980-81) |
| Rookie: | 22- Mario Lemieux (1984-85) |

INDIVIDUAL RECORDS

SEASON

| | |
|--|---|
| Most Power Play Points in a Season: | |
| Overall: | 80- Mario Lemieux (1987-88) |
| Center: | 80- Mario Lemieux (1987-88) |
| Right Wing: | 50- Rick Kehoe (1981-82) |
| Left Wing: | 41- Pat Boutette (1981-82) |
| Defense: | 46- Randy Carlyle (1980-81) |
| Rookie: | 33- Mario Lemieux (1984-85) |
| Most Shorthanded Goals in a Season: | |
| Overall: | 10- Mario Lemieux (1987-88) |
| Center: | 10- Mario Lemieux (1987-88) |
| Right Wing: | 4- Jean Pronovost (1973-74) |
| Left Wing: | 4- Vic Hadfield (1974-75) |
| Defense: | 2- Bob Woytowich (1968-69) |
| | 2- Moe Mantha (1985-86) |
| | 2- Paul Coffey (1987-88) |
| Rookie: | 2- Jean Pronovost (1968-69) |
| | 2- Mitch Lamoureux (1984-85) |
| | 2- Randy Cunneyworth (1985-86) |
| Most Consecutive Games with: | |
| Goals: | 9- Paul Gardner, Feb. 19-Mar. 6, 1983 (10G) |
| Assists: | 14- Mario Lemieux, Jan. 15-Feb. 16, 1986 (23A) |
| Points: | 28- Mario Lemieux, Jan. 11-Mar. 15, 1986 (21-38-59) |
| | GAME |
| Single Game Highs for: | |
| Goals: | 4- Paul Gardner, Dec. 13, 1980 vs Philadelphia |
| | 4- Mike Bullard, Dec. 5, 1984 vs St. Louis |
| | 4- Mario Lemieux, Dec. 31, 1985 at St. Louis |
| | 4- Mario Lemieux, Dec. 12, 1986 vs Toronto |
| | 4- Randy Cunneyworth, Mar. 3, 1987 at Quebec |
| | 4- Mario Lemieux, Jan. 10, 1988 at Detroit |
| Assists: | 4- Mario Lemieux, Apr. 2, 1988 at Washington |
| | 6- Ron Stackhouse, Mar. 8, 1975 vs Philadelphia |
| Points: | 6- Greg Malone, Nov. 28, 1979 vs Quebec |
| | 6- Syl Apps, Dec. 13, 1972 vs NYI (3-3) |
| | 6- Ron Stackhouse, Mar. 8, 1975 vs Phila. (0-6) |
| | 6- Greg Malone, Nov. 28, 1979 vs Quebec (0-6) |
| | 6- Mike Bullard, Dec. 5, 1984 vs St. Louis (4-2) |
| | 6- Mario Lemieux, Dec. 31, 1985 at St. Louis (4-2) |
| | 6- Kevin LaVallee, Oct. 29, 1986 vs NJD (3-3) |
| | 6- Mario Lemieux, Dec. 12, 1986 vs Toronto (4-2) |
| | 6- Mario Lemieux, Feb. 13, 1988 at LAK (1-5) |
| Penalties: | 9- Russ Anderson, Jan. 19, 1980 vs Edmonton |
| Penalty Minutes: | 51- Russ Anderson, Jan. 19, 1980 vs Edmonton |
| | PERIOD |
| Peroid Highs for: | |
| Goals: | 3- Al McDonough, Nov. 18, 1972 vs Atlanta |
| | 3- Lowell MacDonald, Nov. 13, 1973 vs Minnesota |
| | 3- Rick Kehoe, Mar. 10, 1976 vs Buffalo |
| | 3- Mario Lemieux, Dec. 12, 1986 vs Toronto |
| | 3- Mario Lemieux, Oct. 24, 1987 vs Buffalo |
| Assists: | 3- Mario Lemieux, Apr. 2, 1988 at Washington |
| | 4- Syl Apps, Mar. 24, 1971 vs Detroit |
| | 4- Ron Stackhouse, Mar. 8, 1975 vs Philadelphia |
| Points: | 4- Syl Apps, Mar. 24, 1971 vs Detroit (0-4) |
| | 4- Ron Stackhouse, Mar. 8, 1975 vs Phila. (0-4) |
| | 4- Syl Apps, Mar. 19, 1976 at Washington (1-3) |
| Penalties: | 8- Russ Anderson, Jan. 19, 1980 vs Edmonton |
| Penalty Minutes: | 46- Russ Anderson, Jan. 19, 1980 vs Edmonton |

FASTEST GOALS

ONE PLAYER

- FASTEST TWO GOALS, PITTSBURGH:** 7 seconds by Wally Boyer, March 5, 1970 at Detroit vs Roy Edwards;
9 seconds by Darryl Edestrand, March 12, 1972 at Boston vs Gerry Cheevers
- FASTEST TWO GOALS, OPPONENT:** 6 seconds by Sylvain Turgeon (Hartford) March 28, 1987 at Hartford vs Pat Riggan
- FASTEST TWO PITTSBURGH ASSISTS:** 7 seconds by Ron Schock, March 5, 1970 at Detroit on goals by Wally Boyer
- FASTEST TWO OPPONENT ASSISTS:** 6 seconds by Pete Mahovich (Montreal) April 2, 1975 at Montreal
- FASTEST THREE GOALS, PITTSBURGH:** 4:17 by Lowell MacDonald, November 13, 1973 vs Cesare Maniago vs Minnesota
- FASTEST THREE GOALS, OPPONENT:** 3:26 by Stan Gilbertson (Washington) April 6, 1975 vs Bob Johnson at Washington
- FASTEST FOUR GOALS, PITTSBURGH:** 24:21 by Paul Gardner, December 13, 1980 vs Phil Myre vs Philadelphia
- FASTEST FOUR GOALS, OPPONENT:** 34:40 by Stan Gilbertson (Washington) April 6, 1975 vs Bob Johnson at Washington

TEAM

- FASTEST TWO GOALS, BOTH TEAMS:** (NHL RECORD) 4 seconds by Wayne Bianchin (Pittsburgh) & Guy Chouinard (Atlanta), March 15, 1977 at Atlanta
5 seconds by Rick Martin (Buffalo) & Greg Polis (Pittsburgh), January 3, 1974 at Buffalo
- FASTEST TWO PITTSBURGH GOALS:** 7 seconds by Wally Boyer, March 5, 1970 at Detroit vs Roy Edwards;
9 seconds by Al McDonough & Ken Schinkel, November 22, 1972 vs St. Louis
9 seconds by Darryl Edestrand, March 12, 1972 at Boston vs Gerry Cheevers
9 seconds by Randy Cunneyworth & Rob Brown, March 5, 1988 vs NY Islanders vs Billy Smith
- FASTEST TWO OPPONENT GOALS:** 6 seconds by Guy Lafleur & Steve Shutt (Montreal), April 2, 1975 at Montreal
6 seconds by Sylvain Turgeon (2) (Hartford), March 28, 1987 at Hartford
- FASTEST THREE GOALS, BOTH TEAMS:** 32 seconds by Mario Lemieux (Pittsburgh) & Sylvain Turgeon (2) (Hartford), March 28, 1987 at Hartford
- FASTEST THREE PITTSBURGH GOALS:** 27 seconds by Al McDonough, Ken Schinkel & Ron Schock, November 22, 1972 vs St. Louis
- FASTEST THREE OPPONENT GOALS:** 29 seconds by Michel Goulet, Brent Ashton, & Brad Maxwell (Quebec), February 16, 1985 at Pittsburgh
- FASTEST FOUR GOALS, BOTH TEAMS:** 1:17 by Pierre Larouche (Pittsburgh), Guy Lafleur (2) (Montreal) & Pete Mahovich (Montreal), January 26, 1975 at Montreal
- FASTEST FOUR PITTSBURGH GOALS:** 1:49 by Bryan Hextall, Jean Pronovost, Al McDonough & Ken Schinkel, November 22, 1972 vs St. Louis
1:49 by Jean Pronovost, Al McDonough, Ken Schinkel & Ron Schock, November 22, 1972 vs St. Louis
- FASTEST FOUR OPPONENT GOALS:** 1:22 by Bobby Clarke, Ilkka Sinisalo, Reggie Leach & Ken Linseman (Philadelphia), October 11, 1982 at Philadelphia

- FASTEST FIVE GOALS, BOTH TEAMS:** 4:25 by Rick Kehoe (Pittsburgh), Ron Schock (Pittsburgh), Murray Oliver (Minnesota), Syl Apps (Pittsburgh) & Barry Gibbs (Minnesota), December 21, 1974 at Minnesota
- FASTEST FIVE PITTSBURGH GOALS:** 2:07 by Bryan Hextall, Jean Pronovost, Al McDonough, Ken Schinkel & Ron Schock, November 22, 1972 vs St. Louis
- FASTEST FIVE OPPONENT GOALS:** 2:37 by Duane Sutter, Bryan Trottier (2), John Tonelli & Duane Sutter (NY Islanders), January 26, 1982 at NY Islanders
- FASTEST SIX PITTSBURGH GOALS:** 5:02 by Greg Polis, Bryan Hextall, Jean Pronovost, Al McDonough, Ken Schinkel & Ron Schock, November 22, 1972 vs St. Louis
- FASTEST SEVEN PITTSBURGH GOALS:** 12:11 by Al McDonough, Greg Polis, Bryan Hextall, Jean Pronovost, Al McDonough, Ken Schinkel & Ron Schock, November 22, 1972 vs St. Louis
- FASTEST PITTSBURGH GOAL, START OF GAME:** 6 seconds by Jean Pronovost, March 25, 1976 at St. Louis
- FASTEST OPPONENT GOAL, START OF GAME:** 9 seconds by Ross Lonsberry (Philadelphia), October 20, 1977 at Philadelphia
- FASTEST PITTSBURGH GOAL, START OF 2ND PERIOD:** 7 seconds by Lowell MacDonald, February 10, 1973 at Boston
- FASTEST OPPONENT GOAL, START OF 2ND PERIOD:** 7 seconds by Joey Johnston (California), October 20, 1973 at Pittsburgh
7 seconds by Stan Gilbertson (Washington), November 12, 1975 at Washington
- FASTEST PITTSBURGH GOAL, START OF 3RD PERIOD:** 12 seconds by Greg Polis, April 1, 1972 at Philadelphia
- FASTEST OPPONENT GOAL, START OF 3RD PERIOD:** 16 seconds by Gerry Ehman (California), March 17, 1971 at California
16 seconds by Doug Jarrett (Chicago), February 24, 1974 at Chicago
- EARLIEST WINNING GOAL - PITTSBURGH:** 35 seconds by Ken Schinkel, October 17, 1972 at NY Islanders (5-0)
- EARLIEST WINNING GOAL - OPPONENT:** 9 seconds by Ross Lonsberry (Philadelphia), October 20, 1977 at Philadelphia (11-0)
- FASTEST TWO GOALS, FROM START OF GAME:** 29 seconds by George Ferguson & Greg Malone, December 6, 1980 vs Chicago
- FASTEST TWO GOALS AGAINST, FROM START OF GAME:** 40 seconds by Tim Kerr & Bill Barber (Philadelphia), October 9, 1983 at Philadelphia
- FASTEST OVERTIME GOAL - PITTSBURGH:** 0:24 by Charlie Simmer, January 23, 1988 at Montreal
0:25 by Mario Lemieux, April 6, 1986 at New York Rangers
- FASTEST OVERTIME GOAL - OPPONENT:** 35 seconds by Dave Andreychuk (Buffalo), February 8, 1984 at Pittsburgh

NHL OVERTIME RECORDS

| TEAM | GP | W | L | T | PTS |
|----------------------|-----------|-----------|-----------|-----------|-----------|
| 1987-88 | 14 | 4 | 4 | 6 | 14 |
| 1986-87 | 12 | 2 | 3 | 7 | 11 |
| 1985-86 | 17 | 2 | 3 | 12 | 16 |
| 1984-85 | 18 | 4 | 4 | 10 | 18 |
| 1983-84 | 7 | 1 | 0 | 6 | 8 |
| BOSTON TOTAL | 68 | 13 | 14 | 41 | 57 |
| 1987-88 | 12 | 0 | 1 | 11 | 11 |
| 1986-87 | 13 | 1 | 4 | 8 | 10 |
| 1985-86 | 9 | 1 | 2 | 6 | 8 |
| 1984-85 | 17 | 0 | 3 | 3 | 14 |
| 1983-84 | 13 | 5 | 1 | 7 | 17 |
| BUFFALO TOTAL | 64 | 7 | 11 | 46 | 60 |
| 1987-88 | 15 | 2 | 4 | 9 | 13 |
| 1986-87 | 4 | 1 | 0 | 3 | 5 |
| 1985-86 | 12 | 1 | 2 | 9 | 11 |
| 1984-85 | 14 | 1 | 1 | 12 | 14 |
| 1983-84 | 18 | 4 | 0 | 14 | 22 |
| CALGARY TOTAL | 63 | 9 | 7 | 47 | 70 |

NHL OVERTIME RECORDS

| TEAM | GP | W | L | T | PTS |
|---------------------------|-----------|-----------|-----------|-----------|-----------|
| 1987-88 | 13 | 1 | 3 | 9 | 11 |
| 1986-87 | 10 | 1 | 1 | 8 | 10 |
| 1985-86 | 9 | 4 | 1 | 4 | 12 |
| 1984-85 | 9 | 1 | 1 | 7 | 9 |
| 1983-84 | 4 | 3 | 1 | 10 | 16 |
| PHILADELPHIA TOTAL | 55 | 10 | 7 | 38 | 58 |
| 1987-88 | 16 | 5 | 2 | 9 | 19 |
| 1986-87 | 21 | 5 | 4 | 12 | 22 |
| 1985-86 | 14 | 3 | 3 | 8 | 14 |
| 1984-85 | 8 | 3 | 0 | 5 | 11 |
| 1983-84 | 12 | 1 | 5 | 6 | 8 |
| PITTSBURGH TOTALS | 71 | 17 | 14 | 40 | 74 |
| 1987-88 | 9 | 2 | 2 | 5 | 9 |
| 1986-87 | 14 | 0 | 4 | 10 | 10 |
| 1985-86 | 11 | 4 | 1 | 6 | 14 |
| 1984-85 | 14 | 3 | 2 | 9 | 15 |
| 1983-84 | 15 | 0 | 5 | 10 | 10 |
| QUEBEC TOTALS | 63 | 9 | 14 | 40 | 58 |
| 1987-88 | 14 | 2 | 4 | 8 | 12 |

TEAM BY TEAM RECORDS 1987-88

| PITTSBURGH VS | GP | W | L | T | GF | GA | PTS |
|-------------------------|-----------|-----------|-----------|----------|------------|------------|-----------|
| New Jersey | 7 | 1 | 6 | 0 | 21 | 38 | 2 |
| NY Islanders | 7 | 4 | 2 | 1 | 32 | 28 | 9 |
| NY Rangers | 7 | 3 | 2 | 2 | 29 | 27 | 8 |
| Philadelphia | 7 | 2 | 5 | 0 | 24 | 23 | 4 |
| Washington | 7 | 5 | 1 | 1 | 32 | 23 | 11 |
| PATRICK DIVISION | 35 | 15 | 16 | 4 | 138 | 139 | 34 |
| Boston | 3 | 0 | 2 | 1 | 7 | 11 | 1 |
| Buffalo | 3 | 2 | 0 | 1 | 16 | 9 | 5 |
| Hartford | 3 | 2 | 1 | 0 | 13 | 11 | 4 |
| Montreal | 3 | 2 | 1 | 0 | 11 | 8 | 4 |
| Quebec | 3 | 3 | 0 | 0 | 17 | 11 | 6 |
| ADAMS DIVISION | 15 | 9 | 4 | 2 | 64 | 50 | 20 |
| Chicago | 3 | 2 | 1 | 0 | 17 | 12 | 4 |
| Detroit | 3 | 1 | 2 | 0 | 13 | 15 | 2 |
| Minnesota | 3 | 2 | 1 | 0 | 12 | 9 | 4 |
| St. Louis | 3 | 0 | 3 | 0 | 10 | 16 | 0 |
| Toronto | 3 | 2 | 1 | 0 | 9 | 9 | 4 |
| NORRIS DIVISION | 15 | 7 | 8 | 0 | 61 | 61 | 14 |
| Calgary | 3 | 2 | 0 | 1 | 14 | 10 | 5 |
| Edmonton | 3 | 0 | 3 | 0 | 8 | 17 | 0 |
| Los Angeles | 3 | 1 | 0 | 2 | 15 | 13 | 4 |
| Vancouver | 3 | 1 | 2 | 0 | 10 | 14 | 2 |
| Winnipeg | 3 | 1 | 2 | 0 | 9 | 12 | 2 |
| SMYTHE DIVISION | 15 | 5 | 7 | 3 | 56 | 66 | 13 |
| TOTAL | 80 | 36 | 35 | 9 | 319 | 316 | 81 |

TEAM BY TEAM RECORDS 1967-88

| PITTSBURGH VS | GP | W | L | T | GF | GA | PTS | PCT. |
|--------------------------|-------------|------------|------------|------------|-------------|-------------|-------------|-------------|
| Los Angeles | 110 | 46 | 48 | 16 | 354 | 368 | 108 | .491 |
| Minnesota | 97 | 47 | 41 | 9 | 346 | 312 | 103 | .531 |
| NY Rangers | 116 | 39 | 61 | 16 | 382 | 457 | 94 | .405 |
| Detroit | 99 | 41 | 47 | 11 | 341 | 341 | 93 | .470 |
| Toronto | 91 | 38 | 38 | 15 | 315 | 327 | 91 | .500 |
| Calif./Cleve.* | 69 | 35 | 16 | 18 | 256 | 194 | 88 | .638 |
| Vancouver | 71 | 38 | 24 | 9 | 297 | 257 | 85 | .599 |
| Washington | 90 | 37 | 44 | 9 | 348 | 347 | 83 | .461 |
| St. Louis | 98 | 34 | 49 | 15 | 306 | 336 | 83 | .423 |
| Philadelphia | 127 | 29 | 79 | 19 | 332 | 497 | 77 | .303 |
| KC/Col./New Jersey * | 73 | 34 | 31 | 8 | 289 | 272 | 76 | .521 |
| NY Islanders | 88 | 27 | 45 | 16 | 279 | 341 | 70 | .398 |
| Chicago | 88 | 26 | 49 | 13 | 268 | 323 | 65 | .369 |
| Atlanta/Calgary * | 60 | 20 | 25 | 15 | 192 | 224 | 55 | .458 |
| Montreal | 99 | 18 | 68 | 13 | 269 | 439 | 49 | .248 |
| Boston | 91 | 17 | 60 | 14 | 259 | 396 | 48 | .264 |
| Winnipeg | 29 | 17 | 12 | 0 | 113 | 103 | 34 | .586 |
| Hartford | 29 | 14 | 13 | 2 | 125 | 121 | 30 | .517 |
| Quebec | 29 | 14 | 13 | 2 | 115 | 129 | 30 | .517 |
| Edmonton | 29 | 6 | 21 | 2 | 100 | 164 | 14 | .241 |
| TOTAL | 1658 | 596 | 815 | 247 | 5525 | 6251 | 1439 | .434 |
| (Atlanta-Calgary) | 35 | 13 | 14 | 8 | 105 | 115 | 34 | .486 |
| (New Jersey-Colorado) | 25 | 7 | 11 | 7 | 87 | 109 | 21 | .420 |
| (New Jersey-Kansas City) | 42 | 15 | 23 | 4 | 159 | 179 | 34 | .405 |
| (Cleveland-California) | 23 | 15 | 7 | 1 | 93 | 70 | 31 | .674 |
| (Cleveland-California) | 8 | 4 | 1 | 3 | 37 | 24 | 11 | .686 |
| (Cleveland-California) | 10 | 8 | 0 | 2 | 35 | 20 | 18 | .900 |
| (California) | 59 | 27 | 16 | 16 | 221 | 174 | 70 | .593 |

Atlanta franchise shifted to Calgary in 1980-81. California franchise shifted to Cleveland from 1976-77 to 1977-78 and then became part of the Minnesota franchise in 1978-79. Kansas City franchise shifted to Colorado in 1976-77 and then to New Jersey in 1982-83.

STREAKS (Winning - Losing - Unbeaten - Winless)

| YEAR | OVERALL | | | | HOME | | | | ROAD | | | |
|---------|---------|------|------|------|------|------|------|------|------|------|------|------|
| | WIN | UNBT | LOSS | WINL | WIN | UNBT | LOSS | WINL | WIN | UNBT | LOSS | WINL |
| 1967-68 | 4 | 5 | 3 | 4 | 3 | 5 | 2 | 5 | 3 | 3 | 5 | 8 |
| 1968-69 | 4 | 6 | 7 | 9 | 4 | 4 | 4 | 6 | 2 | 5 | 8 | 14 |
| 1969-70 | 3 | 4 | 6 | 10 | 4 | 6 | 3 | 4 | 2 | 2 | 4 | 9 |
| 1970-71 | 2 | 4 | 4 | 8 | 7 | 7 | 2 | 5 | 2 | 3 | 5 | 18* |
| 1971-72 | 4 | 5 | 6 | 9 | 3 | 4 | 3 | 4 | 3 | 6 | 6 | 14 |
| 1972-73 | 4 | 5 | 5 | 8 | 4 | 8 | 3 | 3 | 1 | 2 | 9 | 9 |
| 1973-74 | 3 | 4 | 6 | 8 | 3 | 6 | 4 | 4 | 2 | 3 | 4 | 5 |
| 1974-75 | 3 | 7 | 3 | 7 | 9* | 20* | 2 | 4 | 3 | 4 | 4 | 6 |
| 1975-76 | 4 | 11* | 3 | 7 | 6 | 10 | 4 | 4 | 2 | 6 | 7 | 9 |
| 1976-77 | 3 | 6 | 4 | 6 | 3 | 7 | 2 | 3 | 2 | 2 | 3 | 6 |
| 1977-78 | 2 | 7 | 5 | 6 | 2 | 6 | 3 | 5 | 2 | 6 | 5 | 8 |
| 1978-79 | 4 | 10 | 4 | 5 | 6 | 8 | 3 | 3 | 3 | 7* | 6 | 8 |
| 1979-80 | 3 | 7 | 6 | 8 | 4 | 7 | 5 | 5 | 2 | 3 | 7 | 7 |
| 1980-81 | 6 | 6 | 3 | 6 | 5 | 6 | 3 | 3 | 2 | 4 | 8 | 11 |
| 1981-82 | 4 | 7 | 4 | 9 | 4 | 8 | 2 | 5 | 3 | 3 | 7 | 12 |
| 1982-83 | 3 | 5 | 11* | 18* | 3 | 3 | 4 | 7 | 1 | 2 | 18* | 18* |
| 1983-84 | 2 | 3 | 8 | 8 | 1 | 2 | 7* | 11* | 4* | 5 | 6 | 7 |
| 1984-85 | 5 | 5 | 9 | 12 | 3 | 3 | 4 | 7 | 2 | 2 | 8 | 10 |
| 1985-86 | 5 | 5 | 5 | 7 | 4 | 10 | 4 | 6 | 2 | 2 | 5 | 5 |
| 1986-87 | 7* | 7 | 4 | 9 | 6 | 6 | 2 | 3 | 2 | 2 | 4 | 12 |
| 1987-88 | 4 | 4 | 6 | 10 | 6 | 5 | 3 | 7 | 4* | 4 | 4 | 5 |

* Club record

WIN - Winning Streak
LOSS - Losing Streak

UNBT - Unbeaten Streak
WINL - Winless Streak

STREAKS

Longest Winning:
Longest Home Winning:
Longest Road Winning:

7 (October 9 to October 22, 1986)
9 (February 26 to April 5, 1975)
4 (October 14 to November 2, 1983)
4 (January 16 to January 23, 1988)

Longest Unbeaten:
Longest Home Unbeaten:
Longest Road Unbeaten:

11 (February 7 to February 28, 1976) (7-0-4)
20 (Nov. 30, 1974 to Feb. 22, 1975) (12-0-8)
7 (March 13 to March 27, 1979) (5-0-2)

Longest Losing:
Longest Home Losing:

11 (January 22 to February 10, 1983)
8 (April 3 to Oct. 29, 1983) (2 years)
7 (October 8 to October 29, 1983)
18 (December 23, 1982 to March 4, 1983)

Longest Road Losing:

18 (January 2 to February 10, 1983) (0-17-1)
12 (April 3 to Nov. 9, 1983) (0-10-2) (2 years)
11 (October 8 to November 9, 1983) (0-9-2)
18 (Oct. 25, 1970 to Jan. 14, 1971) (0-11-7)
18 (Dec. 23, 1982 to March 4, 1983) (0-18-0)

Longest Winless:
Longest Home Winless:

77 (January 24, 1981 to January 13, 1982)

Consecutive Games Scoring:
Consecutive Games Scored Upon:
Consecutive Games Tied:
Largest Win:
Largest Loss:
Largest Tie:

156 (April 1, 1980 to March 20, 1982)
4 (December 8 to December 15, 1979)
12-1 vs Washington (March 15, 1975)
12-0 at Montreal (February 22, 1979)
6-6 (eight times) last time: Oct. 25, 1987 vs NY Rangers
0-0 (nine times) last time: Dec. 4, 1982 vs Philadelphia

Scoreless Ties:

PENALTY SHOTS

| DATE | PLAYER - TEAM - RESULT - GOALIE - TEAM - LOCATION |
|---------------|--|
| Dec. 23, 1967 | Bill Collins, Minn. (NG) vs LES BINKLEY, PGH at Pittsburgh |
| Jan. 31, 1968 | GEORGE KONIK, PGH (G) vs Glenn Hall, St. L. at St. Louis |
| Feb. 5, 1969 | CHARLIE BURNS, PGH (NG) vs Ed Giacomin, NYR at Pittsburgh |
| Mar. 18, 1970 | KEITH MCCREARY, PGH (G) vs Ed Giacomin, NYR at Pittsburgh |
| Jan. 14, 1971 | JEAN PRONOVOST, PGH (G) vs Roy Edwards, Det. at Detroit |
| Feb. 24, 1971 | GREG POLIS, PGH (NG) vs Ernie Wakely, St. L. at Pittsburgh |
| Feb. 9, 1972 | SYL APPS, PGH (G) vs Bernie Parent, Toronto at Toronto |
| Nov. 12, 1972 | LOWELL MACDONALD, PGH (NG) vs Roger Crozier, Buffalo at Buffalo |
| Jan. 10, 1973 | RON SCHOCK, PGH (NG) vs Roy Edwards, Detroit at Pittsburgh |
| Mar. 10, 1973 | RON SCHOCK, PGH (NG) vs Ed Giacomin, NYR at Pittsburgh |
| Feb. 16, 1974 | CHUCK ARNASON, PGH (NG) vs Gilles Meloche, Calif. at Pittsburgh |
| Mar. 5, 1974 | Ralph Stewart, NYI (NG) vs ANDY BROWN, PGH at NY Islanders |
| Nov. 20, 1974 | Dave Keon, Toronto (G) vs GARY INNESS, PGH at Toronto |
| Nov. 14, 1976 | Bill Goldsworthy, NYR (NG) vs DUNC WILSON, PGH at NY Rangers |
| Nov. 21, 1976 | Alain Daigle, Chicago (NG) vs DUNC WILSON, PGH at Pittsburgh |
| Nov. 30, 1976 | RON SCHOCK, PGH (NG) vs Bernie Wolfe, Washington at Washington |
| Dec. 16, 1976 | Al MacAdam, Cleveland (G) vs DENIS HERRON, PGH at Pittsburgh |
| Oct. 15, 1977 | Orest Kindrachuk, Phil. (NG) vs DUNC WILSON, PGH at Pittsburgh |
| Dec. 4, 1977 | BLAIR CHAPMAN, PGH (NG) vs Jim Bedard, Washington at Washington |
| Jan. 21, 1978 | PETE MAHOVLICH, PGH (NG) vs Jim Bedard, Wash. at Washington |
| Mar. 22, 1978 | BLAIR CHAPMAN, PGH (NG) vs Bill McKenzie, Col. at Pittsburgh |
| Dec. 5, 1978 | ROSS LONSBERRY, PGH (NG) vs Glen Resch, NYI at NY Islanders |
| Feb. 9, 1980 | ROSS LONSBERRY, PGH (NG) vs Gilles Meloche, Minn. at Pittsburgh |
| Jan. 14, 1981 | GREG SHEPPARD, PGH (NG) vs Ed Staniowski, St. L. at Pittsburgh |
| Oct. 11, 1981 | Ilkka Sinisalo, Phil. (G) vs PAUL HARRISON, PGH at Pittsburgh |
| Feb. 17, 1983 | Bob Bourne, NYI (NG) vs DENIS HERRON, PGH at NY Islanders |
| Mar. 16, 1983 | Dino Ciccarelli, Minn. (NG) vs DENIS HERRON, PGH at Minnesota |
| Oct. 14, 1983 | DAVE HANNAN, PGH (G) vs Pat Riggin, Washington at Washington |
| Mar. 17, 1984 | Tony Currie, Hartford (NG) vs DENIS HERRON, PGH at Hartford |
| Nov. 29, 1984 | ANDY BRICKLEY, PGH (NG) vs Murray Bannerman, Chi. at Pittsburgh |
| Dec. 29, 1984 | MARIO LEMIEUX, PGH (G) vs Mario Gosselin, Quebec at Quebec |
| Dec. 29, 1984 | Michel Goulet, Quebec (NG) vs DENIS HERRON, PGH at Quebec |
| Jan. 2, 1985 | WARREN YOUNG, PGH (G) vs Tim Bernhardt, Toronto at Toronto |
| Jan. 21, 1987 | Dave Williams, LAK (NG) vs ROBERTO ROMANO, PGH at Los Angeles |
| Feb. 26, 1987 | Alan Kerr, NYI (NG) vs PAT RIGGIN, PGH at NY Islanders |
| Mar. 1, 1987 | Doug Gilmour, St. L. (NG) vs PAT RIGGIN, PGH at Pittsburgh |
| Mar. 12, 1987 | Michel Goulet, Que. (NG) vs PAT RIGGIN, PGH at Pittsburgh |
| Oct. 9, 1987 | Mark Johnson, New Jersey (NG) vs PAT RIGGIN, PGH at New Jersey |
| Jan. 9, 1988 | Dave Tippett, Hartford (NG) vs GILLES MELOCHE, PGH at Hartford |
| Jan. 19, 1988 | MARIO LEMIEUX, PGH (G) vs Kelly Hrudey, NYI at NY Islanders |

Pittsburgh has scored 7 times in 22 attempts.
Pittsburgh's opponents have scored 3 times in 18 attempts.

KEY (G) = GOAL
(NG) = NO GOAL

PITTSBURGH SHUTOUTS

| NAME | DATE-LOCATION | SCORE | SAVES |
|---|--------------------------|-------|-------|
| 1967-68 | | | |
| Les Binkley | Nov. 4 at California | 1-0 | 31 |
| Hank Bassen | Nov. 15 vs Philadelphia | 5-0 | 27 |
| Les Binkley (2) | Dec. 23 vs Minnesota | 4-0 | 23 |
| Les Binkley (3) | Dec. 27 vs California | 0-0 | 24 |
| Les Binkley (4) | Jan. 28 at Boston | 1-0 | 33 |
| Les Binkley (5) | Feb. 9 vs St. Louis | 2-0 | 22 |
| Les Binkley (6) | Mar. 30 vs Philadelphia* | 2-0 | 23 |
| 1968-69 | | | |
| Joe Daley | Feb. 19 vs Boston | 3-0 | 41 |
| Joe Daley (2) | Mar. 23 vs Minnesota | 5-0 | 32 |
| 1969-70 | | | |
| Les Binkley (7) | Nov. 12 at Toronto | 3-0 | 31 |
| Les Binkley (8) | Dec. 10 at Los Angeles | 2-0 | 29 |
| Al Smith | Feb. 26 vs Los Angeles | 1-0 | 30 |
| Al Smith (2) | Mar. 8 at NY Rangers | 0-0 | 33 |
| Les Binkley (9) | Mar. 25 vs Minnesota | 2-0 | 25 |
| 1970-71 | | | |
| Les Binkley (10) | Oct. 17 vs Philadelphia | 0-0 | 24 |
| Al Smith (3) | Dec. 8 vs Toronto | 4-0 | 29 |
| Les Binkley (11) | Mar. 3 vs Montreal | 4-0 | 33 |
| Al Smith (4) | Mar. 13 vs Minnesota | 0-0 | 20 |
| 1971-72 | | | |
| Jim Rutherford | Feb. 17 at Buffalo | 2-0 | 23 |
| 1972-73 | | | |
| Denis Herron | Oct. 17 at NY Islanders | 5-0 | 24 |
| Denis Herron (2) | Oct. 24 at Vancouver | 4-0 | 23 |
| Jim Rutherford (2) | Jan. 20 vs Boston | 3-0 | 26 |
| Jim Rutherford (3) | Feb. 20 at NY Islanders | 4-0 | 34 |
| Jim Rutherford (4) | Feb. 24 vs Chicago | 2-0 | 32 |
| 1973-74 | | | |
| Andy Brown | Mar. 24 vs Detroit | 8-0 | 23 |
| 1974-75 | | | |
| Gary Inness | Nov. 17 vs Washington | 6-0 | 26 |
| Gary Inness (2) | Nov. 23 vs Los Angeles | 0-0 | 30 |
| 1975-76 | | | |
| Michel Plasse | Mar. 6 vs Minnesota | 5-0 | 18 |
| Michel Plasse (2) | Mar. 28 vs Detroit | 3-0 | 29 |
| 1976-77 | | | |
| Dunc Wilson | Nov. 13 vs Philadelphia | 1-0 | 25 |
| Dunc Wilson (2) | Nov. 21 vs Chicago | 5-0 | 25 |
| Dunc Wilson (3) | Jan. 19 at Vancouver | 3-0 | 21 |
| Dunc Wilson (4) | Jan. 27 at NY Rangers | 3-0 | 30 |
| Dunc Wilson (5) | Feb. 3 at Cleveland | 0-0 | 22 |
| Denis Herron (3) | Mar. 9 vs Colorado | 3-0 | 32 |
| 1977-78 | | | |
| None | | | |
| 1978-79 | | | |
| Greg Millen | Dec. 13 vs St. Louis | 3-0 | 33 |
| Greg Millen (2) | Jan. 16 vs Minnesota | 5-0 | 25 |
| 1979-80 | | | |
| Greg Millen (3) | Dec. 19 at Chicago | 0-0 | 29 |
| Rob Holland | Mar. 2 vs NY Islanders | 0-0 | 24 |
| Greg Millen (4) | Mar. 30 vs Washington | 4-0 | 28 |
| 1980-81 | | | |
| None | | | |
| Gary Edwards | Mar. 21 at Colorado | 6-0 | 28 |
| 1982-83 | | | |
| Denis Herron (4) | Dec. 4 vs Philadelphia | 0-0 | 34 |
| 1983-84 | | | |
| Denis Herron (5) | Oct. 14 at Washington | 4-0 | 29 |
| Roberto Romano | Feb. 1 vs Minnesota | 4-0 | 34 |
| 1984-85 | | | |
| Roberto Romano (2) | Dec. 28 vs Hartford | 4-0 | 34 |
| Denis Herron (6) | Mar. 16 vs NY Rangers | 5-0 | 26 |
| 1985-86 | | | |
| Roberto Romano (3) | Dec. 2 at NY Rangers | 6-0 | 40 |
| Roberto Romano (4) | Feb. 8 vs New Jersey | 4-0 | 27 |
| 1986-87 | | | |
| Gilles Meloche & Roberto Romano (Romano replaced Meloche at 10:11) | Jan. 23 at Vancouver | 6-0 | 30 |
| 1987-88 | | | |
| Frank Pietrangelo | Feb. 4 vs Minnesota | 1-0 | 31 |
| Steve Guenette | Mar. 19 vs Philadelphia | 7-0 | 38 |

*Game played in Quebec City instead of Philadelphia

OPPONENT SHUTOUTS

| NAME - TEAM | DATE | LOCATION | SCORE | SAVES |
|-----------------------------------|---------|-----------------|-------|-------|
| 1967-68 | | | | |
| Doug Favell, Philadelphia | Oct. 17 | at Philadelphia | 1-0 | 17 |
| Gary Smith, California | Dec. 27 | at Pittsburgh | 0-0 | 34 |
| Bruce Gamble, Toronto | Jan. 13 | at Toronto | 7-0 | 33 |
| Ed Giacomini, NY Rangers | Mar. 17 | at NY Rangers | 3-0 | 20 |
| Cesare Maniago, Minnesota | Mar. 23 | at Minnesota | 3-0 | 31 |
| 1968-69 | | | | |
| Bernie Parent, Philadelphia | Oct. 17 | at Philadelphia | 3-0 | 20 |
| Doug Favell, Philadelphia (2) | Nov. 9 | at Pittsburgh | 3-0 | 37 |
| Gerry Desjardins, Los Angeles | Jan. 18 | at Los Angeles | 4-0 | 30 |
| Bruce Gamble, Toronto (2) | Jan. 25 | at Pittsburgh | 2-0 | 30 |
| Glenn Hall, St. Louis | Feb. 12 | at St. Louis | 2-0 | 19 |
| Lorne Worsley, Montreal | Feb. 16 | at Pittsburgh | 4-0 | 36 |
| Roy Edwards, Detroit | Feb. 20 | at Detroit | 3-0 | 26 |
| Ed Johnston, Boston | Mar. 2 | at Boston | 4-0 | 19 |
| 1969-70 | | | | |
| Gerry Cheevers, Boston | Oct. 19 | at Boston | 4-0 | 26 |
| Gerry Desjardins, Los Angeles (2) | Oct. 22 | at Los Angeles | 2-0 | 25 |
| Ernie Wakely, St. Louis | Nov. 13 | at St. Louis | 4-0 | 25 |
| Jacques Plante, St. Louis | Nov. 19 | at Pittsburgh | 4-0 | 18 |
| Bruce Gamble, Toronto (3) | Dec. 6 | at Toronto | 5-0 | 25 |
| Bernie Parent, Philadelphia (2) | Dec. 21 | at Philadelphia | 4-0 | 28 |
| Tony Esposito, Chicago | Dec. 27 | at Pittsburgh | 3-0 | 30 |
| Ernie Wakely, St. Louis (2) | Jan. 3 | at St. Louis | 6-0 | 26 |
| Tony Esposito, Chicago (2) | Jan. 14 | at Chicago | 5-0 | 28 |
| Bruce Gamble, Toronto (4) | Jan. 17 | at Toronto | 4-0 | 38 |
| Terry Sawchuk, NY Rangers | Feb. 1 | at NY Rangers | 6-0 | 29 |
| Gerry Cheevers, Boston (2) | Feb. 14 | at Pittsburgh | 3-0 | 35 |
| Ed Giacomini, NY Rangers (2) | Mar. 8 | at NY Rangers | 0-0 | 25 |
| Ed Giacomini, NY Rangers (3) | Mar. 18 | at Pittsburgh | 2-0 | 30 |
| 1970-71 | | | | |
| Bernie Parent, Philadelphia (3) | Oct. 17 | at Pittsburgh | 0-0 | 30 |
| Ernie Wakely, St. Louis (3) | Nov. 19 | at Pittsburgh | 1-0 | 20 |
| Cesare Maniago, Minnesota (2) | Dec. 12 | at Pittsburgh | 1-0 | 35 |
| Tony Esposito, Chicago (3) | Feb. 7 | at Chicago | 1-0 | 28 |
| Ed Giacomini, NY Rangers (4) | Feb. 20 | at Pittsburgh | 2-0 | 37 |
| Ed Giacomini, NY Rangers (5) | Feb. 27 | at Pittsburgh | 4-0 | 26 |
| Cesare Maniago, Minnesota (3) | Mar. 13 | at Pittsburgh | 0-0 | 31 |
| 1971-72 | | | | |
| Cesare Maniago, Minnesota (4) | Oct. 28 | at Minnesota | 2-0 | 35 |
| Gary Smith, Chicago (2) | Jan. 8 | at Pittsburgh | 4-0 | 24 |
| Ernie Wakely, St. Louis (4) | Jan. 22 | at St. Louis | 1-0 | 25 |
| Bruce Gamble, Philadelphia (5) | Jan. 30 | at Philadelphia | 4-0 | 33 |
| Cesare Maniago, Minnesota (5) | Feb. 20 | at Minnesota | 2-0 | 40 |
| Bernie Parent, Toronto (4) | Feb. 23 | at Toronto | 2-0 | 34 |
| 1972-73 | | | | |
| Roger Crozier, Buffalo | Nov. 12 | at Buffalo | 1-0 | 18 |
| Ron Low & Jacques Plante, Toronto | Dec. 29 | at Pittsburgh | 4-0 | 42 |
| Ed Giacomini, NY Rangers (6) | Jan. 7 | at NY Rangers | 3-0 | 24 |
| 1973-74 | | | | |
| Bernie Parent, Philadelphia (5) | Oct. 27 | at Pittsburgh | 6-0 | 23 |
| Dunc Wilson, Toronto | Nov. 3 | at Toronto | 6-0 | 33 |
| Bernie Parent, Philadelphia (6) | Nov. 4 | at Philadelphia | 7-0 | 29 |
| Ed Giacomini, NY Rangers (7) | Nov. 18 | at NY Rangers | 7-0 | 33 |
| Doug Grant, Detroit | Dec. 15 | at Pittsburgh | 2-0 | 36 |
| Rogie Vachon, Los Angeles | Jan. 16 | at Pittsburgh | 2-0 | 34 |
| Rogie Vachon, Los Angeles (2) | Jan. 26 | at Pittsburgh | 2-0 | 25 |
| 1974-75 | | | | |
| Rogie Vachon, Los Angeles (3) | Oct. 28 | at Los Angeles | 2-0 | 23 |
| Rogie Vachon, Los Angeles (4) | Nov. 23 | at Pittsburgh | 0-0 | 32 |
| Bernie Parent, Philadelphia (7) | Dec. 22 | at Pittsburgh | 4-0 | 24 |
| Bernie Parent, Philadelphia (8) | Mar. 13 | at Philadelphia | 6-0 | 22 |
| Rogie Vachon, Los Angeles (5) | Mar. 22 | at Los Angeles | 4-0 | 31 |
| Ken Dryden, Montreal | Apr. 2 | at Montreal | 6-0 | 23 |

| NAME - TEAM | DATE | LOCATION | SCORE | SAVES |
|----------------------------------|---------|-----------------|-------|-------|
| 1975-76 | | | | |
| Rogie Vachon, Los Angeles (6) | Oct. 30 | at Los Angeles | 4-0 | 21 |
| Gerry Desjardins, Buffalo (3) | Jan. 11 | at Buffalo | 6-0 | 28 |
| 1976-77 | | | | |
| Bernie Parent, Philadelphia (9) | Oct. 28 | at Philadelphia | 3-0 | 21 |
| Gerry Cheevers, Boston (3) | Nov. 24 | at Pittsburgh | 4-0 | 34 |
| Wayne Thomas, Toronto | Jan. 11 | at Pittsburgh | 2-0 | 30 |
| Gary Edwards, Cleveland | Feb. 3 | at Cleveland | 0-0 | 22 |
| Rogie Vachon, Los Angeles (7) | Mar. 2 | at Pittsburgh | 5-0 | 26 |
| Wayne Stephenson, Philadelphia | Mar. 14 | at Philadelphia | 4-0 | 22 |
| Gilles Gilbert, Boston | Mar. 27 | at Boston | 3-0 | 11 |
| 1977-78 | | | | |
| Bernie Parent, Philadelphia (10) | Oct. 20 | at Philadelphia | 11-0 | 20 |
| Dan Bouchard, Atlanta | Jan. 18 | at Atlanta | 1-0 | 25 |
| 1978-79 | | | | |
| Dan Bouchard, Atlanta (2) | Nov. 3 | at Atlanta | 2-0 | 25 |
| Michel Larocque, Montreal | Feb. 22 | at Montreal | 12-0 | 25 |
| Mario Lessard, Los Angeles | Mar. 7 | at Pittsburgh | 4-0 | 26 |
| Mike Palmateer, Toronto | Mar. 11 | at Toronto | 4-0 | 39 |
| 1979-80 | | | | |
| Tony Esposito, Chicago (4) | Dec. 19 | at Chicago | 0-0 | 37 |
| Pete Peeters, Philadelphia | Feb. 2 | at Pittsburgh | 4-0 | 30 |
| Don Edwards, Buffalo | Feb. 7 | at Buffalo | 9-0 | 25 |
| Michel Dion, Quebec | Feb. 24 | at Quebec | 2-0 | 33 |
| Glenn Resch, NY Islanders | Mar. 2 | at Pittsburgh | 0-0 | 22 |
| Bill McKenzie, Colorado | Mar. 28 | at Colorado | 5-0 | 30 |
| 1980-81 | | | | |
| Pete Peeters, Philadelphia (2) | Jan. 21 | at Pittsburgh | 5-0 | 33 |
| 1981-82 | | | | |
| Pat Riggin, Calgary | Jan. 16 | at Calgary | 4-0 | 29 |
| 1982-83 | | | | |
| Billy Smith, NY Islanders | Oct. 14 | at NY Islanders | 9-0 | 30 |
| Pelle Lindbergh, Philadelphia | Dec. 4 | at Pittsburgh | 0-0 | 24 |
| Markus Mattsson, Minnesota | Jan. 12 | at Pittsburgh | 7-0 | 40 |
| 1983-84 | | | | |
| Al Jensen, Washington | Oct. 25 | at Pittsburgh | 1-0 | 26 |
| Mike Liut, St. Louis | Dec. 31 | at St. Louis | 2-0 | 16 |
| Tony Esposito, Chicago (5) | Jan. 15 | at Chicago | 2-0 | 35 |
| Pat Riggin, Washington (2) | Mar. 24 | at Washington | 6-0 | 18 |
| 1984-85 | | | | |
| Kelly Hrudey, NY Islanders | Feb. 2 | at Pittsburgh | 4-0 | 26 |
| Bob Janecyk, Los Angeles | Mar. 5 | at Los Angeles | 6-0 | 21 |
| 1985-86 | | | | |
| Kelly Hrudey, NY Islanders (2) | Jan. 9 | at NY Islanders | 9-0 | 27 |
| 1986-87 | | | | |
| Darren Eliot, Los Angeles | Dec. 17 | at Los Angeles | 3-0 | 26 |
| Glen Hanlon, Detroit | Jan. 18 | at Pittsburgh | 1-0 | 36 |
| 1987-88 | | | | |
| Allan Bester, Toronto | Oct. 29 | at Pittsburgh | 4-0 | 29 |
| Kirk MacLean, Vancouver | Feb. 17 | at Vancouver | 5-0 | 27 |
| Sean Burke, New Jersey | Mar. 29 | at New Jersey | 4-0 | 25 |

ALL-TIME GOALTENDING VS PITTSBURGH

| NAME | TEAM | GP | MP | GF | GA | ENG | SO | AVG. | W-L-T |
|-------------------|-------|-----------|-------------|------------|-----------|----------|----------|-------------|---------------|
| Tom Barrasso | Buf. | 10 | 595 | 29 | 30 | 1 | 0 | 3.03 | 3-3-3 |
| Don Beaupre | Min. | 7 | 370 | 12 | 24 | 2 | 0 | 4.22 | 1-6-0 |
| Mark Behrend | Wpg. | 2 | 124 | 5 | 9 | 0 | 0 | 4.35 | 0-2-0 |
| Tim Bernhardt | Tor. | 4 | 231 | 12 | 17 | 0 | 0 | 4.42 | 1-2-0 |
| Daniel Berthiaume | Wpg. | 3 | 183 | 12 | 7 | 0 | 0 | 2.30 | 3-0-0 |
| Allan Bester | Tor. | 5 | 277 | 12 | 11 | 0 | 1 | 2.38 | 2-2-0 |
| Craig Billington | NJD | 6 | 320 | 18 | 26 | 0 | 0 | 4.88 | 1-3-1 |
| Richard Brodeur | Van. | 13 | 675 | 44 | 49 | 1 | 0 | 4.36 | 3-6-3 |
| | Hfd. | 1 | 60 | 2 | 3 | 1 | 0 | 3.00 | 0-1-0 |
| TOTAL | | 14 | 735 | 46 | 52 | 2 | 0 | 4.25 | 3-7-3 |
| Mario Brunette | Que. | 2 | 124 | 8 | 11 | 0 | 0 | 5.32 | 0-2-0 |
| Sean Burke | NJD | 2 | 120 | 11 | 2 | 0 | 1 | 1.00 | 2-0-0 |
| Frank Caprice | Van. | 2 | 120 | 7 | 12 | 0 | 0 | 6.00 | 1-1-0 |
| Jon Casey | Min. | 3 | 181 | 11 | 10 | 0 | 0 | 3.31 | 1-2-0 |
| Alain Chevrier | NJD | 11 | 594 | 42 | 43 | 0 | 0 | 4.34 | 6-4-0 |
| Jacques Cloutier | Buf. | 4 | 208 | 11 | 16 | 1 | 0 | 4.62 | 0-3-1 |
| Doug Dadswell | Cal. | 2 | 111 | 6 | 8 | 0 | 0 | 4.32 | 0-1-1 |
| Marc D'Amour | Cal. | 1 | 19 | 0 | 2 | 0 | 0 | 6.32 | 0-1-0 |
| Darren Eliot | LAK | 3 | 180 | 12 | 6 | 0 | 1 | 2.00 | 3-0-0 |
| Karl Friesen | NJD | 1 | 50 | 3 | 8 | 0 | 0 | 9.60 | 0-1-0 |
| Bob Froese | Phil. | 16 | 921 | 78 | 35 | 0 | 0 | 2.28 | 15-0-0 |
| | NYR | 7 | 431 | 27 | 24 | 0 | 0 | 3.34 | 3-2-0 |
| TOTAL | | 23 | 1352 | 105 | 59 | 0 | 0 | 2.62 | 18-2-0 |
| Grant Fuhr | Edm. | 7 | 385 | 36 | 21 | 0 | 0 | 3.27 | 5-0-1 |
| Mario Gosselin | Que. | 7 | 373 | 19 | 29 | 2 | 0 | 4.66 | 1-4-1 |
| Glen Hanlon | Van. | 6 | 360 | 21 | 25 | 1 | 0 | 4.17 | 1-5-0 |
| | STL | 1 | 60 | 5 | 3 | 0 | 0 | 3.00 | 1-0-0 |
| | NYR | 7 | 503 | 41 | 29 | 0 | 0 | 3.46 | 5-3-0 |
| | Det. | 5 | 241 | 16 | 11 | 0 | 1 | 2.74 | 3-1-0 |
| TOTAL | | 19 | 1164 | 83 | 68 | 0 | 1 | 3.51 | 10-9-0 |
| Brian Hayward | Wpg. | 5 | 302 | 18 | 26 | 1 | 0 | 5.17 | 2-3-0 |
| | Mtl. | 3 | 180 | 10 | 11 | 0 | 0 | 3.67 | 1-2-0 |
| TOTAL | | 8 | 482 | 28 | 37 | 1 | 0 | 4.61 | 3-5-0 |
| Glen Healy | LAK | 1 | 65 | 4 | 4 | 0 | 0 | 3.69 | 0-0-1 |
| Ron Hextall | Phil. | 10 | 585 | 36 | 34 | 0 | 0 | 3.49 | 6-3-1 |
| Mark Holden | Wpg. | 1 | 60 | 7 | 6 | 0 | 0 | 6.00 | 1-0-0 |
| Kelly Hrudey | NYI | 17 | 1005 | 77 | 52 | 0 | 2 | 3.10 | 10-5-1 |
| Bob Janecyk | Chi. | 1 | 60 | 3 | 3 | 0 | 0 | 3.00 | 0-0-1 |
| | LAK | 2 | 123 | 10 | 3 | 0 | 1 | 1.46 | 2-0-0 |
| TOTAL | | 3 | 183 | 13 | 6 | 0 | 1 | 1.91 | 2-0-1 |
| Al Jensen | Wash. | 16 | 842 | 60 | 43 | 0 | 1 | 3.06 | 11-2-1 |
| Darren Jensen | Phil. | 2 | 125 | 9 | 6 | 0 | 0 | 2.88 | 1-0-1 |
| Doug Keans | LAK | 3 | 140 | 6 | 9 | 1 | 0 | 3.86 | 0-1-1 |
| | Bos. | 5 | 300 | 20 | 12 | 0 | 0 | 2.40 | 4-1-0 |
| TOTAL | | 8 | 440 | 26 | 21 | 1 | 0 | 2.86 | 4-2-1 |
| Mark LaForest | Det. | 1 | 40 | 2 | 5 | 0 | 0 | 7.50 | 0-1-0 |
| | Phil. | 2 | 80 | 4 | 4 | 0 | 0 | 3.00 | 1-0-0 |
| TOTAL | | 3 | 120 | 6 | 9 | 0 | 0 | 4.50 | 1-1-0 |

ALL-TIME GOALTENDING VS PITTSBURGH

| NAME | TEAM | GP | MP | GF | GA | ENG | SO | AVG. | W-L-T |
|--------------------|-------|-----------|-------------|------------|------------|----------|----------|-------------|-----------------|
| Rejean Lemelin | Cal. | 9 | 486 | 37 | 26 | 1 | 0 | 3.21 | 5-1-2 |
| | Bos. | 1 | 65 | 4 | 4 | 0 | 0 | 3.69 | 0-0-1 |
| TOTAL | | 10 | 551 | 41 | 30 | 1 | 0 | 3.27 | 5-1-3 |
| Mike Liut | STL | 11 | 640 | 45 | 33 | 0 | 1 | 3.09 | 8-2-1 |
| | Hfd. | 7 | 421 | 36 | 28 | 0 | 0 | 3.99 | 6-1-0 |
| TOTAL | | 18 | 1061 | 81 | 61 | 0 | 1 | 3.45 | 14-3-0 |
| Clint Malarchuk | Que. | 2 | 102 | 8 | 14 | 0 | 0 | 8.24 | 1-1-0 |
| | Wash. | 6 | 312 | 18 | 23 | 1 | 0 | 4.42 | 1-3-1 |
| TOTAL | | 8 | 414 | 26 | 37 | 1 | 0 | 5.36 | 2-4-1 |
| Bob Mason | Wash. | 9 | 508 | 42 | 28 | 0 | 0 | 3.31 | 5-3-1 |
| | Chi. | 1 | 40 | 2 | 6 | 0 | 0 | 9.00 | 0-1-0 |
| TOTAL | | 10 | 548 | 44 | 34 | 0 | 0 | 3.72 | 5-4-1 |
| Kirk McLean | Van. | 2 | 120 | 8 | 5 | 1 | 1 | 2.50 | 1-1-0 |
| Roland Melanson | NYI | 11 | 660 | 47 | 28 | 1 | 0 | 2.55 | 7-4-0 |
| | Min. | 1 | 60 | 4 | 3 | 0 | 0 | 3.00 | 1-0-0 |
| | LAK | 6 | 373 | 30 | 32 | 1 | 0 | 5.15 | 0-4-1 |
| TOTAL | | 18 | 1093 | 81 | 63 | 2 | 0 | 3.46 | 8-8-1 |
| Greg Millen | Hfd. | 9 | 539 | 30 | 36 | 1 | 0 | 4.01 | 2-6-1 |
| | STL | 5 | 310 | 23 | 21 | 0 | 0 | 4.06 | 2-2-1 |
| TOTAL | | 14 | 849 | 53 | 57 | 1 | 0 | 4.03 | 4-8-2 |
| Andy Moog | Edm. | 14 | 820 | 77 | 46 | 0 | 0 | 3.37 | 10-4-0 |
| Darren Pang | Chi. | 3 | 140 | 10 | 11 | 0 | 0 | 4.71 | 1-1-0 |
| Pete Peeters | Phil. | 9 | 540 | 39 | 18 | 0 | 2 | 2.00 | 7-1-1 |
| | Bos. | 6 | 361 | 33 | 19 | 0 | 0 | 3.16 | 5-1-0 |
| | Wash. | 9 | 399 | 22 | 25 | 1 | 0 | 3.76 | 3-4-0 |
| TOTAL | | 24 | 1300 | 94 | 62 | 1 | 2 | 2.86 | 15-6-1 |
| Steve Penney | Mtl. | 2 | 120 | 8 | 5 | 0 | 0 | 2.50 | 2-0-0 |
| | Wpg. | 1 | 60 | 4 | 5 | 0 | 0 | 5.00 | 0-1-0 |
| TOTAL | | 3 | 180 | 12 | 10 | 0 | 0 | 3.34 | 2-1-0 |
| Bill Ranford | Bos. | 2 | 120 | 10 | 7 | 0 | 0 | 3.50 | 2-0-0 |
| Eldon Reddick | Wpg. | 2 | 120 | 6 | 5 | 1 | 0 | 2.50 | 1-1-0 |
| Patrick Roy | Mtl. | 4 | 245 | 14 | 14 | 0 | 0 | 3.43 | 2-1-1 |
| Sam St. Laurent | Det. | 1 | 60 | 2 | 1 | 0 | 0 | 1.00 | 1-0-0 |
| Mike Sands | Min. | 1 | 60 | 2 | 3 | 1 | 0 | 3.00 | 0-1-0 |
| Bob Sauve | Buf. | 11 | 621 | 57 | 33 | 0 | 0 | 3.19 | 5-3-3 |
| | Det. | 1 | 60 | 5 | 4 | 0 | 0 | 4.00 | 1-0-0 |
| | Chi. | 1 | 60 | 1 | 4 | 0 | 0 | 4.00 | 0-1-0 |
| | NJD | 1 | 53 | 6 | 0 | 0 | 0 | 0.00 | 1-0-0 |
| TOTAL | | 14 | 794 | 69 | 41 | 0 | 0 | 3.10 | 7-4-3 |
| Ron Scott | NYR | 1 | 20 | 0 | 2 | 0 | 0 | 6.00 | 0-1-0 |
| Bill Smith | LAK | 1 | 60 | 4 | 4 | 0 | 0 | 4.00 | 0-0-1 |
| | NYI | 43 | 2482 | 160 | 133 | 0 | 0 | 3.22 | 21-10-10 |
| TOTAL | | 44 | 2542 | 164 | 137 | 0 | 0 | 3.23 | 21-10-11 |
| Greg Stefan | Det. | 9 | 505 | 35 | 33 | 0 | 0 | 3.92 | 4-3-1 |
| Kari Takko | Min. | 1 | 50 | 2 | 3 | 0 | 0 | 3.60 | 0-0-0 |
| Chris Terreri | NJD | 1 | 10 | 1 | 0 | 0 | 0 | 0.00 | 0-0-0 |
| John Vanbiesbrouck | NYR | 17 | 994 | 69 | 63 | 0 | 0 | 3.80 | 8-6-2 |
| Mike Vernon | Cal. | 5 | 254 | 15 | 18 | 0 | 0 | 4.25 | 2-2-0 |
| Rick Wamsley | Mtl. | 1 | 60 | 4 | 2 | 0 | 0 | 2.00 | 1-0-0 |
| | STL | 6 | 360 | 27 | 21 | 0 | 0 | 3.50 | 4-2-0 |
| TOTAL | | 7 | 420 | 31 | 23 | 0 | 0 | 3.29 | 5-2-0 |
| Steve Weeks | NYR | 11 | 600 | 47 | 42 | 1 | 0 | 4.20 | 6-5-0 |
| | Hfd. | 2 | 120 | 5 | 8 | 0 | 0 | 4.00 | 1-1-0 |
| TOTAL | | 13 | 720 | 52 | 50 | 1 | 0 | 4.17 | 7-6-0 |
| Ken Wregget | Tor. | 3 | 148 | 11 | 13 | 0 | 0 | 5.27 | 1-2-0 |

ALL-TIME GOALTENDING LEADERS VS PITTSBURGH

| GAMES PLAYED | |
|-----------------------|-----------|
| 1. Rogie Vachon | 64 |
| 2. Tony Esposito | 48 |
| 3. BILLY SMITH | 44 |
| 4. Cesare Maniago | 39 |
| 5. Gilles Meloche | 38 |
| 6. Bernie Parent | 36 |
| 7. Glenn Resch | 35 |
| 8. Garry Smith | 34 |
| 9. Ron Low | 33 |
| 10. Phil Myre | 33 |

| GOALS AGAINST | |
|-----------------------|------------|
| 1. Rogie Vachon | 175 |
| 2. Gilles Meloche | 155 |
| 3. BILLY SMITH | 147 |
| 4. Tony Esposito | 124 |
| 5. Glenn Resch | 109 |
| 6. Phil Myre | 107 |
| 7. Ron Low | 106 |
| 8. Gary Smith | 105 |
| 9. Cesare Maniago | 105 |
| 10. Jim Rutherford | 89 |

| WINS | |
|-------------------------|-----------|
| 1. Rogie Vachon | 34 |
| 2. Tony Esposito | 30 |
| 3. Bernie Parent | 21 |
| 4. BILLY SMITH | 21 |
| 5. Ed Giacomin | 20 |
| 6. BOB FROSE | 18 |
| 7. Cesare Maniago | 18 |
| 8. Michel Larocque | 16 |
| 9. Ron Low | 16 |
| 10. Gerry Cheevers | 15 |
| 11. Dan Bouchard | 15 |
| 12. Ken Dryen | 15 |
| 13. PETE PEETERS | 15 |

| AVERAGE | |
|-------------------|------|
| 1. Bernie Parent | 1.97 |
| 2. Bruce Gamble | 2.04 |
| 3. Glenn Hall | 2.18 |
| 4. Roy Edwards | 2.24 |
| 5. Ed Giacomin | 2.31 |
| 6. Pat Riggan | 2.43 |
| 7. Jacques Plante | 2.44 |
| 8. Gerry Cheevers | 2.51 |
| 9. Roger Crozier | 2.56 |

| MINUTES PLAYED | |
|-----------------------|-------------|
| 1. Rogie Vachon | 3701 |
| 2. Tony Esposito | 2880 |
| 3. BILLY SMITH | 2542 |
| 4. Gilles Meloche | 2280 |
| 5. Cesare Maniago | 2199 |
| 6. Bernie Parent | 2160 |
| 7. Glenn Resch | 1962 |
| 8. Ed Giacomin | 1900 |
| 9. Phil Myre | 1878 |
| 10. Gary Smith | 1861 |

| SHUTOUTS | |
|---------------------------|----|
| 1. Bernie Parent | 10 |
| 2. Rogie Vachon | 7 |
| 3. Ed Giacomin | 7 |
| 4. Bruce Ramble | 5 |
| 5. Cesare Maniago | 5 |
| 6. Tony Esposito | 5 |
| 7. Ernie Wakely | 5 |
| 8. Gerry Cheevers | 3 |
| 9. Gerry Desjardins | 3 |
| 10. Six goalies tied with | 2 |

| LOSSES | |
|---------------------|----|
| 1. Gilles Meloche | 19 |
| 2. Rogie Vachon | 19 |
| 3. Gary Smith | 18 |
| 4. Jim Rutherford | 15 |
| 5. Doug Favell | 15 |
| 6. Gerry Desjardins | 13 |
| 7. Phil Myre | 13 |
| 8. Cesare Maniago | 12 |
| 9. Tony Esposito | 11 |
| 10. Ron Low | 11 |
| 11. Glenn Resch | 11 |

| SAVE PERCENTAGE | |
|-------------------|-----|
| 1. Bernie Parent | 935 |
| 2. Bruce Gamble | 933 |
| 3. Glenn Hall | 927 |
| 4. Jacques Plante | 922 |
| 5. Tony Esposito | 921 |
| 6. Roy Edwards | 920 |
| 7. Roger Crozier | 919 |
| 8. Cesare Maniago | 919 |
| 9. Ed Giacomin | 919 |

ALL-TIME LEADERS - OPPONENTS

| GAMES PLAYED | |
|---------------------------|-----------|
| 1. Butch Goring | 80 |
| 2. MARCEL DIONNE | 79 |
| 3. Bobby Clarke | 76 |
| 4. DENIS POTVIN | 74 |
| 5. Serge Savard | 72 |
| 6. Carol Vadnais | 71 |
| 7. Darryl Sittler | 71 |
| 8. BRYAN TROTTIER | 69 |
| 9. Gil Perreault | 69 |
| 10. Jean Ratelle | 67 |
| 11. Nick Libett | 66 |
| 12. Garry Unger | 66 |
| 13. Doug Jarvis | 66 |
| 14. Wayne Cashman | 65 |
| 15. Phil Esposito | 65 |
| 16. LARRY ROBINSON | 64 |
| 17. Brad Park | 64 |
| 18. Jim Roberts | 64 |
| 19. Bill Collins | 63 |
| 20. Jacques Lemaire | 63 |

| ASSISTS | |
|---------------------------|-----------|
| 1. Bobby Clarke | 64 |
| 2. DENIS POTVIN | 61 |
| 3. MARCEL DIONNE | 60 |
| 4. Brad Park | 59 |
| 5. John Bucyk | 56 |
| 6. GUY LAFLEUR | 53 |
| 7. BRYAN TROTTIER | 52 |
| 8. Gil Perreault | 51 |
| 9. Darryl Sittler | 46 |
| 10. Jean Ratelle | 46 |
| 11. LARRY ROBINSON | 45 |
| 12. WAYNE GRETZKY | 44 |
| 13. Phil Esposito | 44 |
| 14. Walter Tkaczuk | 43 |
| 15. Rod Gilbert | 40 |
| 16. Bobby Orr | 40 |
| 17. Guy Lapointe | 39 |
| 18. Stan Mikita | 39 |
| 19. LANNY MCDONALD | 42 |
| 20. Wayne Cashman | 38 |
| 21. Jacques Lemaire | 38 |
| 22. Pete Mahovlich | 38 |

| POINTS | |
|--------------------------|------------|
| 1. SCOTT STEVENS | 184 |
| 2. Carol Vadnais | 174 |
| 3. NICK FOTIU | 168 |
| 4. Barclay Plager | 159 |
| 5. Wilf Paiement | 156 |
| 6. Dan Maloney | 154 |
| 7. Randy Holt | 150 |
| 8. WILLI PLETT | 136 |
| 9. DAVE WILLIAMS | 134 |
| 10. GLEN COCHRANE | 125 |

| GOALS | |
|--------------------------|-----------|
| 1. BRYAN TROTTIER | 44 |
| 2. GUY LAFLEUR | 44 |
| 3. Bobby Clarke | 44 |
| 4. MIKE BOSSY | 42 |
| 5. MARCEL DIONNE | 41 |
| 6. Phil Esposito | 40 |
| 7. Gil Perreault | 39 |
| 8. Darryl Sittler | 37 |
| 9. Bill Barber | 37 |
| 10. MIKE GARTNER | 35 |
| 11. Butch Goring | 34 |
| 12. Stan Mikita | 32 |
| 13. DENIS MARUK | 32 |
| 14. Brad Park | 31 |
| 15. Jean Ratelle | 31 |
| 16. WAYNE GRETZKY | 31 |
| 17. Garry Unger | 29 |
| 18. Steve Shutt | 28 |
| 19. Yvan Cournoyer | 28 |
| 20. Craig Ramsay | 27 |
| 21. Jacques Lemaire | 27 |

| POINTS | |
|---------------------------|-----------|
| 1. Bobby Clarke | 108 |
| 2. MARCEL DIONNE | 99 |
| 3. GUY LAFLEUR | 97 |
| 4. BRYAN TROTTIER | 96 |
| 5. Brad Park | 90 |
| 6. Gil Perreault | 90 |
| 7. Phil Esposito | 84 |
| 8. Darryl Sittler | 83 |
| 9. Jean Ratelle | 76 |
| 10. WAYNE GRETZKY | 75 |
| 11. MIKE BOSSY | 73 |
| 12. DENIS POTVIN | 72 |
| 13. John Bucyk | 71 |
| 14. Butch Goring | 71 |
| 15. Stan Mikita | 71 |
| 16. MIKE GARTNER | 68 |
| 17. Bill Barber | 67 |
| 18. DENIS MARUK | 66 |
| 19. LANNY MCDONALD | 66 |
| 20. Jacques Lemaire | 65 |

| POINTS | |
|---------------------------|------------|
| 11. Gary Dornhoefer | 125 |
| 12. CHRIS NILAN | 122 |
| 13. Ed Van Impe | 120 |
| 14. Barry Beck | 119 |
| 15. DUANE SUTTER | 119 |
| 15. Dennis Polonich | 118 |
| 16. DENIS POTVIN | 117 |
| 17. LARRY PLAYFAIR | 117 |
| 18. HAROLD SNEPST | 116 |
| 19. BRENT SUTTER | 115 |
| 20. Dave Schultz | 113 |
| 21. Garry Unger | 113 |

PITTSBURGH HAT TRICKS

| NAME | DATE | TEAM | GOALTENDER |
|----------------------|---------|-----------------|---------------------------------|
| | | 1967-68 | |
| Andy Bathgate | Oct. 18 | vs Minnesota | C. Maniago (2)/G. Bauman (1) |
| Ken Schinkel | Oct. 21 | vs Chicago | Denis Dejorjy |
| | | 1968-69 | |
| None | | | |
| | | 1969-70 | |
| Ken Schinkel (2) | Feb. 4 | vs Minnesota | C. Maniago (1)/K. Broderick (2) |
| | | 1970-71 | |
| Glen Sather | Dec. 19 | vs Detroit | Jim McLeod (2) & ENG |
| Duane Rupp | Mar. 24 | vs Detroit | Jim Rutherford |
| | | 1971-72 | |
| Bob Leiter | Dec. 1 | vs Detroit | Al Smith (2)/Joe Daley (1) |
| | | 1972-73 | |
| Al McDonough | Oct. 11 | at St. Louis | Wayne Stephenson |
| Lowell MacDonald | Nov. 15 | vs Minnesota | Gilles Gilbert |
| Al McDonough (2) | Nov. 19 | vs Atlanta | Phil Myre |
| Al McDonough (3) | Nov. 22 | vs St. Louis | Wayne Stephenson |
| Eddie Shack | Nov. 29 | vs Toronto | Ron Low |
| Syl Apps | Dec. 13 | vs NY Islanders | Gerry Desjardins |
| | | 1973-74 | |
| Lowell MacDonald (2) | Nov. 13 | vs Minnesota | Cesare Maniago |
| Bob Kelly | Mar. 24 | vs Detroit | Doug Grant |
| Lowell MacDonald (3) | Mar. 27 | vs Minnesota | Lorne Worsley |
| | | 1974-75 | |
| Rick Kehoe | Feb. 15 | at Toronto | Doug Favell |
| Jean Pronovost | Feb. 26 | vs Washington | Michel Belhumeur |
| Pierre Larouche | Mar. 12 | vs Boston | Gilles Gilbert |
| | | 1975-76 | |
| Jean Pronovost (2) | Nov. 12 | at Washington | Bernie Wofle |
| Syl Apps (2) | Dec. 17 | at California | Gilles Meloche |
| Bob Kelly (2) | Dec. 17 | at California | Gilles Meloche |
| Stan Gilbertson | Jan. 18 | vs NY Rangers | D. Wilson (1)/D. Soetaert (2) |
| Pierre Larouche (2) | Feb. 8 | at Vancouver | G. Smith (2)/K. Lockett (1) |
| Jean Pronovost (3) | Feb. 19 | vs Toronto | Doug Favell |
| Pierre Larouche (3) | Feb. 21 | vs Chicago | Gilles Villemure |
| Lowell MacDonald (4) | Feb. 21 | vs Chicago | Gilles Villemure |
| Rick Kehoe (2) | Mar. 10 | vs Buffalo | Al Smith |
| | | 1976-77 | |
| Rick Kehoe (3) | Oct. 6 | vs Vancouver | C. Maniago (2)/C. Ridley (1) |
| Pierre Larouche (4) | Feb. 19 | at Toronto | M. Palmateer (1)/W. Thomas (2) |
| | | 1977-78 | |
| Blair Chapman | Nov. 16 | at Minnesota | Pete LoPresti |
| Pete Mahovlich | Nov. 30 | vs Detroit | Ron Low |
| Wayne Bianchin | Dec. 31 | vs Cleveland | Gary Edwards |
| | | 1978-79 | |
| Orest Kindrachuk | Mar. 4 | at Colorado | Michel Plasse |
| Ron Stackhouse | Mar. 18 | at NY Rangers | Wayne Thomas |
| Greg Malone | Mar. 28 | vs NY Rangers | Doug Soetaert |
| | | 1979-80 | |
| Gary McAdam | Nov. 28 | vs Quebec | Michel Dion |
| | | 1980-81 | |
| Rick Kehoe (4) | Nov. 26 | vs Vancouver | Richard Brodeur |
| Rick Kehoe (5) | Dec. 3 | at Toronto | Jiri Crha |
| Paul Gardner* | Dec. 13 | vs Philadelphia | Phil Myre |
| Rick Kehoe (6) | Jan. 14 | vs St. Louis | Ed Staniowski |
| Gregg Sheppard | Mar. 16 | at Edmonton | Ed Mio |

| NAME | DATE | TEAM | GOALTENDER |
|------------------------|---------|-----------------|----------------------------------|
| | | 1981-82 | |
| Paul Gardner (2) | Nov. 7 | vs Philadelphia | Pelle Lindbergh |
| Doug Shedden | Jan. 2 | vs Hartford | John Garrett |
| Rick Kehoe (7) | Jan. 20 | vs Boston | Marco Baron |
| Andre St. Laurent | Mar. 6 | at Quebec | Dan Bouchard |
| | | 1982-83 | |
| Pat Boutette | Oct. 12 | vs Vancouver | Richard Brodeur |
| Pat Boutette (2) | Oct. 27 | vs Washington | Dave Parro |
| Rick Kehoe (8) | Dec. 23 | at Detroit | Greg Stefan |
| | | 1983-84 | |
| Andy Brickley | Dec. 26 | vs NY Rangers | Steve Weeks |
| Mike Bullard | Jan. 18 | vs Winnipeg | Mike Veisor |
| Mark Taylor | Mar. 29 | at NY Rangers | John Vanbiesbrouck |
| | | 1984-85 | |
| Mike Bullard (2)* | Dec. 5 | vs St. Louis | Mike Liut |
| Mike Bullard (3) | Dec. 26 | vs NY Islanders | Kelly Hrudey |
| | | 1985-86 | |
| Mike Bullard (4) | Dec. 31 | at St. Louis | Rick Wamsley |
| Mario Lemieux* | Dec. 31 | at St. Louis | Rick Wamsley |
| Mike Bullard (5) | Jan. 22 | at Edmonton | Andy Moog |
| Doug Shedden (2) | Feb. 15 | vs Vancouver | Richard Brodeur |
| Mike Bullard (6) | Feb. 21 | at Detroit | G. Stefan (1)/M. LaForest (2) |
| | | 1986-87 | |
| Randy Cunneyworth | Oct. 9 | vs Washington | Al Jensen |
| Mario Lemieux (2) | Oct. 17 | at Buffalo | Tom Barrasso |
| Terry Ruskowski | Oct. 18 | vs New Jersey | Karl Friesen |
| Kevin LaVallee | Oct. 29 | vs New Jersey | Alain Chevrier |
| John Chabot | Dec. 6 | vs Minnesota | Don Beaupre |
| Mario Lemieux (3)* | Dec. 12 | vs Toronto | K. Wregget (3)/A. Bester (1) |
| Craig Simpson | Dec. 22 | at Montreal | Patrick Roy |
| Mario Lemieux (4) | Jan. 23 | at Vancouver | Frank Caprice |
| Mario Lemieux (5) | Feb. 5 | at Boston | Bill Ranford |
| Randy Cunneyworth (2)* | Mar. 3 | at Quebec | M. Gosselin (3)/C. Malarchuk (1) |
| Mario Lemieux (6) | Mar. 8 | at Winnipeg | Eldon Reddick |
| Mario Lemieux (7) | Mar. 12 | vs Quebec | Mario Gosselin |
| | | 1987-88 | |
| Dan Quinn | Oct. 15 | vs NY Rangers | Bob Froese |
| Mario Lemieux (8) | Oct. 15 | vs NY Rangers | Bob Froese |
| Mario Lemieux (9) | Oct. 24 | vs Buffalo | Jacques Cloutier |
| Mario Lemieux (10) | Jan. 5 | vs Los Angeles | Glen Healy |
| Mario Lemieux (11)* | Jan. 10 | at Detroit | Glen Hanlon |
| Paul Coffey | Jan. 20 | at Chicago | B. Mason (1)/D. Pang (2) |
| Dan Quinn (2) | Feb. 28 | at Chicago | Darren Pang |
| Dan Quinn (3) | Mar. 7 | at Calgary | Mike Vernon |
| Mario Lemieux (12)* | Apr. 2 | at Washington | Clint Malarchuk |
| TOTAL - 79 | | HOME - 49 | ROAD - 30 |

MOST ALL-TIME - Mario Lemieux (12), Rick Kehoe (8), Mike Bullard (6)

MOST ONE YEAR - Mario Lemieux (6) in 1986-87

KEY - * Four Goal Game

OPPONENT HAT TRICKS

| NAME - TEAM | DATE - LOCATION | GOALTENDER |
|------------------------------|-------------------------|-----------------------------|
| Stan Mikita, Chicago ** | Dec. 6 at Chicago | Les Binkley (3)/Hank Bassen |
| Bob Pulford, Toronto | Jan. 13 at Toronto | Les Binkley |
| Dick Duff, Montreal | Feb. 17 at Montreal | Les Binkley |
| Jean Beliveau, Montreal | Mar. 16 at Montreal | Hank Bassen (2) & ENG |
| 1968-69 | | |
| Bobby Rousseau, Montreal | Nov. 7 at Montreal | Les Binkley |
| Bobby Hull, Chicago | Nov. 14 at Pittsburgh | Les Binkley |
| Phil Esposito, Boston | Dec. 15 at Boston | Joe Daley |
| 1969-70 | | |
| Gordie Howe, Detroit | Nov. 2 at Detroit | Al Smith |
| Ab McDonald, St. Louis | Nov. 19 at Pittsburgh | Les Binkley |
| Dave Keon, Toronto | Jan. 17 at Toronto | Les Binkley |
| Dave Balon, NY Rangers | Feb. 1 at NY Rangers | Al Smith |
| Stan Mikita, Chicago (2) | Feb. 11 at Chicago | Al Smith |
| 1970-71 | | |
| Walt McKechnie, Minnesota | Oct. 15 at Minnesota | Al Smith |
| Phil Esposito, Boston (2) | Dec. 6 at Boston | Les Binkley |
| Brian Spencer, Toronto | Jan. 9 at Toronto | Al Smith |
| Phil Esposito, Boston (3) | Mar. 6 at Pittsburgh | Al Smith |
| Eddie Shack, Buffalo | Mar. 31 at Pittsburgh | Cam Newton |
| 1971-72 | | |
| Brad Park, NY Rangers | Dec. 12 at NY Rangers | Jim Rutherford |
| Norm Ullman, Toronto | Dec. 28 at Pittsburgh | Les Binkley (2) & ENG |
| Brad Park, NY Rangers (2) | Feb. 12 at Pittsburgh | Jim Rutherford |
| 1972-73 | | |
| Gene Carr, NY Rangers | Dec. 17 at NY Rangers | Denis Herron |
| Rejean Houle, Montreal | Jan. 17 at Montreal | Cam Newton |
| Mike Walton, Boston | Feb. 10 at Boston | Cam Newton |
| Dennis Hextall, Minnesota | Mar. 7 at Minnesota | Andy Brown |
| Bobby Lalonde, Vancouver | Mar. 17 at Vancouver | Andy Brown (2)/Cam Newton |
| 1973-74 | | |
| Rick Martin, Buffalo | Jan. 3 at Buffalo | Jim Rutherford |
| Ken Hodge, Boston | Feb. 3 at Pittsburgh | Andy Brown |
| Stan Mikita, Chicago (3) | Feb. 10 at Chicago | Gary Inness |
| Claude Larose, Montreal ** | Feb. 28 at Montreal | Gary Inness |
| Bill Goldsworthy, Minnesota | Mar. 23 at Minnesota | Gary Inness |
| 1974-75 | | |
| Bobby Orr, Boston | Oct. 23 at Pittsburgh | Gary Inness |
| Dave Keon, Toronto (2) | Nov. 20 at Toronto | Gary Inness |
| Guy Lafleur, Montreal | Dec. 7 at Montreal | Bob Johnson |
| Guy Lafleur, Montreal (2) ** | Jan. 26 at Montreal | Michel Plasse |
| Greg Polis, NY Rangers | Mar. 2 at NY Rangers | Michel Plasse |
| Stan Gilbertson, Washington | Apr. 6 at Washington | Bob Johnson |
| 1975-76 | | |
| Hartland Monahan, Washington | Nov. 12 at Washington | Gary Inness |
| Yvan Cournoyer, Montreal | Nov. 13 at Pittsburgh | Gary Inness |
| Denis Maruk, California ** | Nov. 15 at Pittsburgh | Gary Inness |
| Ted Irvine, St. Louis | Feb. 29 at Pittsburgh | Gary Inness (2) & ENG |
| 1976-77 | | |
| Rick Blight, Vancouver | Oct. 6 at Pittsburgh | Gordie Laxton |
| Wilf Paiement, Colorado | Feb. 6 at Colorado | Denis Herron |
| Claude Larose, St. Louis (2) | Feb. 7 at St. Louis | Dunc Wilson |
| Don Saleski, Philadelphia | Mar. 13 at Philadelphia | Denis Herron |
| 1977-78 | | |
| Butch Goring, Los Angeles | Nov. 24 at Los Angeles | Denis Herron |
| 1978-79 | | |
| Dale McCourt, Detroit | Feb. 18 at Detroit | Millen (2)/Herron (1) |
| Darcy Rota, Atlanta | Apr. 1 at Pittsburgh | Herron (2)/Millen (1) |
| 1979-80 | | |
| Pierre Larouche, Montreal | Oct. 25 at Montreal | Rob Holland |
| Darryl Sittler, Toronto | Jan. 16 at Pittsburgh | Greg Millen |
| Jordy Douglas, Hartford | Jan. 17 at Hartford | Greg Millen |
| Blair MacDonald, Edmonton | Jan. 19 at Pittsburgh | Greg Millen |
| Mike Foligno, Detroit | Jan. 31 at Detroit | Greg Millen |
| Danny Gare, Buffalo | Feb. 7 at Buffalo | Greg Millen |
| Darryl Sittler, Toronto (2) | Mar. 5 at Pittsburgh | Rob Holland |
| Wayne Gretzky, Edmonton | Mar. 21 at Edmonton | Greg Millen |

| | | |
|--------------------------------|-------------------------|------------------------|
| Denis Maruk, Washington (2) | Nov. 12 at Pittsburgh | Rob Holland |
| Rick Dudley, Buffalo | Dec. 7 at Buffalo | Millen (1)/Holland (2) |
| Bobby Clarke, Philadelphia | Dec. 13 at Pittsburgh | Greg Millen |
| Stan Smyl, Vancouver | Dec. 19 at Vancouver | Holland (2)/Millen (1) |
| Reed Larson, Detroit | Jan. 3 at Pittsburgh | Greg Millen |
| Mike Bossy, NY Islanders ** | Jan. 13 at NY Islanders | Millen (3) & ENG |
| Lanny McDonald, Colorado | Feb. 6 at Colorado | Nick Ricci (2) & ENG |
| Mark Messier, Edmonton | Mar. 16 at Edmonton | Greg Millen |
| 1981-82 | | |
| Mel Bridgman, Philadelphia | Oct. 29 at Philadelphia | Michel Dion |
| Keith Acton, Montreal | Nov. 21 at Montreal | Dion (2)/Harrison (1) |
| Ron Duguay, NY Rangers | Dec. 27 at NY Rangers | Paul Harrison |
| Blaine Stoughton, Hartford | Jan. 3 at Hartford | Paul Harrison |
| Wayne Gretzky, Edmonton (2) | Mar. 17 at Edmonton | Michel Dion |
| Bernie Nicholls, Los Angeles | Mar. 20 at Los Angeles | Michel Dion |
| 1982-83 | | |
| Butch Goring, NY Islanders (2) | Oct. 14 at NY Islanders | Denis Herron |
| Marian Stastny, Quebec | Oct. 21 at Quebec | Denis Herron |
| Peter Stastny, Quebec | Dec. 11 at Pittsburgh | Denis Herron |
| Glenn Anderson, Edmonton | Jan. 7 at Edmonton | Denis Herron |
| Dale Hawerchuk, Winnipeg | Feb. 4 at Winnipeg | Michel Dion |
| Lanny McDonald, Calgary (2) | Feb. 5 at Calgary | Denis Herron |
| Kent Nilsson, Calgary | Feb. 5 at Calgary | Denis Herron |
| Charlie Simmer, Los Angeles | Feb. 12 at Pittsburgh | Nick Ricci |
| Reed Larson, Detroit (2) | Feb. 15 at Pittsburgh | Nick Ricci |
| Ken Linseman, Edmonton | Feb. 19 at Pittsburgh | Herron (2)/Ricci (1) |
| 1983-84 | | |
| Bryan Trottier, NY Islanders | Nov. 11 at NY Islanders | Michel Dion |
| Barry Pederson, Boston | Dec. 6 at Pittsburgh | Dion (2)/Herron (1) |
| Bob MacMillan, New Jersey | Jan. 7 at Pittsburgh | Roberto Romano |
| Paul MacLean, Winnipeg | Jan. 18 at Pittsburgh | Michel Dion |
| Pierre Larouche, NYR (2) | Jan. 25 at Pittsburgh | Romano (2)/Dion (1) |
| Doug Risebrough, Calgary | Feb. 16 at Calgary | Michel Dion |
| Lanny McDonald, Calgary (3) | Feb. 16 at Calgary | Michel Dion |
| Wayne Gretzky, Edmonton (3) ** | Feb. 22 at Pittsburgh | Roberto Romano |
| Michel Goulet, Quebec | Mar. 8 at Pittsburgh | Denis Herron |
| Dave Poulin, Philadelphia | Mar. 22 at Philadelphia | Denis Herron |
| Ilkka Sinisalo, Philadelphia | Mar. 22 at Philadelphia | Denis Herron |
| 1984-85 | | |
| Uli Hiemer, New Jersey | Oct. 31 at New Jersey | Denis Herron |
| Jorgen Pettersson, St. Louis | Nov. 8 at Pittsburgh | Michel Dion |
| Denis Savard, Chicago | Nov. 29 at Pittsburgh | Denis Herron |
| Michel Goulet, Quebec | Dec. 29 at Quebec | Denis Herron |
| Dale Hawerchuk, Winnipeg (2) | Jan. 21 at Winnipeg | Roberto Romano |
| Wayne Gretzky, Edmonton (4) | Jan. 26 at Edmonton | Denis Herron |
| Peter Sundstrom, NYR | Feb. 22 at Pittsburgh | Brian Ford |
| 1985-86 | | |
| Danny Gare, Detroit (2) | Oct. 30 at Detroit | Roberto Romano |
| Tony Tanti, Vancouver | Nov. 13 at Vancouver | Roberto Romano |
| Dave Poulin, Philadelphia (2) | Nov. 24 at Philadelphia | Denis Herron |
| Troy Murray, Chicago | Jan. 1 at Chicago | Gilles Meloche |
| Al Secord, Chicago | Jan. 1 at Chicago | Gilles Meloche |
| 1986-87 | | |
| Kirk Muller, New Jersey | Oct. 29 at Pittsburgh | Roberto Romano |
| Sylvain Turgeon, Hartford | Mar. 28 at Hartford | Pat Riggan |
| Perry Anderson, New Jersey | Mar. 31 at New Jersey | Gilles Meloche |
| 1987-88 | | |
| Dave Hannan, Edmonton | Jan. 25 at Pittsburgh | F. Pietrangelo |
| John MacLean, New Jersey | Jan. 28 at New Jersey | Gilles Meloche |
| Rick Vaive, Chicago | Feb. 28 at Chicago | F. Pietrangelo |
| **Four-goal game | | |

ON THIS DATE IN PITTSBURGH PENGUINS HISTORY

June 5, 1967 Pittsburgh franchise joins the National Hockey League.
October 11, 1967 Penguins first NHL game at the Civic Arena vs Montreal. Penguins lost to Montreal 2-1 with 9,307 fans on hand. Andy Bathgate scores the Penguins first goal.

October 13, 1967 Penguins first victory as they defeated St. Louis 3-1 on the road.

October 18, 1967 Andy Bathgate records first hat trick in club history vs Minnesota.

November 4, 1967 Les Binkley records the club's first shutout (1-0) vs California.

February 3, 1968 Penguins first sellout at Civic Arena vs Toronto (12,563)
March 22, 1968 Donald Parsons heads a Michigan group who purchases 80% of the Penguins franchise.

July 2, 1969 Leonard "Red" Kelly is named coach of the Penguins.
April 1, 1970 Penguins defeat Philadelphia 4-1 to clinch second place in the Western Division, putting them in playoffs for the first time.

April 8, 1970 Penguins defeat Oakland 2-1 in club's first playoff game
April 11, 1970 Ken Schinkel records only playoff hat trick in club history vs Oakland.

May 21, 1970 Jack Riley, club's general manager for first three years is promoted to president and coach Red Kelly is promoted to general manager/coach.

March 3, 1971 Les Binkley records his 11th career shutout with Penguins which is still a club record.

April 13, 1971 Michel Briere dies from injuries suffered in an auto accident on May 15, 1970.

April 21, 1971 Thayer Potter heads a Pittsburgh group who buys team.
January 29, 1972 Red Kelly steps down as general manager but remains coach and Jack Riley regains general manager duties.

January 13, 1973 Ken Schinkel is named coach of Penguins.
January 30, 1973 Greg Polis wins MVP honors at NHL All-Star Game in New York after scoring two goals.

January 13, 1974 Jack Button named general manager of Penguins.
February 6, 1974 Marc Boileau named coach of the Penguins.
January 22, 1975 Syl Apps named MVP in NHL All-Star Game in Montreal after scoring two goals.

February 22, 1975 Penguins defeat St. Louis 3-2 to establish a 20-game home unbeaten streak which is still a club record.

June 13, 1975 Pittsburgh Penguins declared bankruptcy.
July 11, 1975 Albert Savill, Otto Frenzel and Wren Blair buy Penguins.
July 29, 1975 Marc Boileau rehired as coach.
December 29, 1975 Penguins are beaten by Soviet Wings 7-4 at Civic Arena.
January 16, 1976 Ken Schinkel rehired as coach.
March 24, 1976 Jean Pronovost becomes the first Penguin to score 50 goals in a season and Pierre Larouche becomes first Penguin to record 100 points in one season vs Boston.

December 3, 1976 Aldege "Baz" Bastien named club's general manager.
January 13, 1977 Johnny Wilson hired to coach Penguins.
October 19, 1977 Bob Prince debuts as the club's television play-by-play announcer.

April 5, 1978 Edward J. DeBartolo takes control of the club, having purchased one-third of the franchise the year before.

April 14, 1979 George Ferguson scores in OT to eliminate Buffalo in preliminary round of playoffs.

January 3, 1980 Penguins defeat NYI 4-3 to gain first place in the Norris Division for the first time in club history.

January 30, 1980 Black & Gold uniform worn for first time vs St. Louis.
December 13, 1980 Paul Gardner becomes first Penguin player to score four goals in one game in a 6-5 loss to Philadelphia.
July 15, 1980 Ed Johnston named coach of Penguins.
April 15, 1981 Mike Crombeen scores at 5:16 of second OT period to lead St. Louis to 4-3 win in the deciding game of the preliminary round of playoffs.

June 3, 1981 Randy Carlyle named to NHL First All-Star Team.
June 4, 1981 Randy Carlyle wins the Norris Trophy and Rick Kehoe wins the Lady Byng Trophy.

July 1, 1981 Edward J. DeBartolo takes over the Civic Arena.
February 21, 1982 Penguins defeat the NYI 4-3 to break their 15 game winning streak.

March 15, 1983 General manager Baz Bastien dies as a result of an auto accident.

May 27, 1983 Ed Johnston is promoted to general manager.
July 20, 1983 Lou Angotti is hired to coach the Penguins.
June 4, 1984 Bob Berry is named as coach of Penguins.
June 9, 1984 Penguins draft Mario Lemieux, Doug Bodger & Roger Belanger in first round of Entry Draft marking the first time in club history that Pittsburgh selected more than one player in first round. By drafting Lemieux 1st overall, it also the first time that the Penguins have chosen 1st overall.

June 19, 1984 Mario Lemieux signs a contract with Penguins.
February 12, 1985 Mario Lemieux is named MVP in NHL All-Star Game in Calgary after scoring 2 goals and 1 assist.

April 7, 1985 Mario Lemieux scores his 100th point to become 3rd rookie in NHL History to score 100 or more points in a season.

June 12, 1985 Mario Lemieux wins the Calder Memorial Trophy.
January 4, 1986 Penguins tie Russian Dynamo 3-3 in front of sellout crowd.
February 4, 1986 Mario Lemieux wins fan voting for center on the Wales Conference Team for NHL All-Star Game.

February 15, 1986 Mario Lemieux records his 100th point vs Vancouver to become the first Penguin player to record two consecutive 100 point seasons.

May 26, 1986 Mario Lemieux wins the Lester B. Pearson Award presented by Player's Association to the Outstanding Player in NHL.

September 17, 1986 Penguins select two players in NHL's first Supplement Draft.
October 22, 1986 Penguins defeat Buffalo 5-4 in OT to extend their club record start of the season winning streak to 7 games.

January 30, 1987 Civic Arena hosts its first AHL Game since 1966 as Baltimore defeated Sherbrooke 4-3.

April 13, 1987 Head coach Bob Berry and his assistant Jim Roberts are relieved of coaching duties with Pittsburgh.

May 11, 1987 Penguins and Baltimore Skipjacks agree to terminate their working agreement.

May 26, 1987 Penguins and Muskegon Lumberjacks of IHL sign a working agreement.

June 4, 1987 Pierre Creamer is named to coach Penguins.
June 17, 1987 Pierre Creamer appoints Clement Jodoin and Rick Kehoe as assistant coaches.

February 9, 1988 Mario Lemieux is named MVP in NHL All-Star Game in St. Louis after scoring 3 goals, including the game winner in OT and 3 assists.

April 14, 1988 Tony Esposito is hired by Penguins and assumed duties of Vice-President & General Manager.

June 8, 1988 Mario Lemieux wins the Art Ross and Hart Memorial Trophies, thus becoming the first Penguin to win either award.

June 14, 1988 Pierre Creamer is relieved of his coaching duties with Pittsburgh.

June 15, 1988 Mario Lemieux wins the Lester B. Pearson Award for the second time in his career.

June 24, 1988 Greg Malone joins the Penguins' scouting staff.
June 28, 1988 Gene Ubriaco is named to be the Penguins coach.
July 1, 1988 Rick Paterson joins Rick Kehoe as an assistant coach.
September 7, 1988 Tony Esposito is inducted as a member of the NHL Hall of Fame.

MARIO LEMIEUX — A YEAR OF HIGHLIGHTS

Mario Lemieux provided hockey fans with many thrilling moments throughout the 1987-88 season and was rewarded as the recipient of the Hart Trophy as the NHL's Most Valuable Player for his outstanding year. Mario has all but rewritten the Penguins' record book as he captured the Art Ross Trophy as League's leading scorer in 1987-88.

1987 CANADA CUP TOURNAMENT

- Mario led all tournament players in goals with 11 through 9 games;
- Ranked second on the team in points with 18;
- Recorded 4 game-winning goals including 2 game-winners vs USSR in the finals.

NHL ALL-STAR GAME AT ST. LOUIS ON FEBRUARY 9, 1988

- Named All-Star Game Most Valuable Player (was also honored as the game's MVP in 1985 at Calgary);
- Scored 3 goals including the game-winner in overtime along with 3 assists for 6 points setting a new NHL record (previous record was 4 points in an All-Star Game by any one player).

LEMIEUX'S MARK IN THE NHL RECORDBOOK


- He is the fourth player in the NHL history to score 70 or more goals in a season with 70 to his credit this year;
- Only Wayne Gretzky and Bobby Orr have recorded more assists in a single season than Mario had last year with 98;
- Only Wayne Gretzky has recorded more points in a single season than Mario did last year with 168 to his credit;
- Tied Marcel Dionne for third highest total of shorthanded goals in a season;
- Mario had a 2.18 points per game average last season...only Wayne Gretzky has ever recorded a higher percentage through a single season.

PITTSBURGH PENGUINS' RECORDBOOK

- With 168 points this season Mario broke his own club record of 141 points in a season set in 1985-86...he has had four consecutive 100 or more point seasons since joining the NHL in 1984-85;
- Set a new record for goals scored in a season with 70 breaking Rick Kehoe's record of 55 set in 1980-81;
- Set new club record for assists in a season with 98 breaking his own record of 93 set in 1985-86;
- Set a new record for power play goals in a season with 22 breaking Paul Gardner's record of 21 set in 1981-82...set a new record for power play assists with 58 and power play points with 80;
- Set a new club record with 10 shorthanded goals;
- Set a new club record for shots on goal with 382 breaking Pierre Larouche's record of 319 in 1975-76;
- Tied club record for most points in a game (6) and most goals in a game (4);
- Set a new club record for most career hat tricks (12) breaking Rick Kehoe's record of 8;
- Currently ranks third on the team's All-Time Leaders list for goals (215), assists (301) and points (516).

1987-88 SCORING

- Led the NHL in points (168) and goals (70) and ranked second in assists (98);
- Led the NHL in shorthanded goals (10) and shots (382);
- Tied for third among NHL players with 22 power play goals;
- Shared the lead for the longest goal scoring streak with 7 games (12 goals);
- Recorded the third longest point scoring streak in the NHL with 17 games (19g & 18a);
- Recorded 49 multiple point games including one 6-point game, four 5-point games and eight 4-points games.



ALL-TIME ROSTER

Aitken, Brad 1987-88 to present
 Anderson, Russ 1976-77 to 81-82
 Andrea, Paul 1967-68 to 68-69
 Angotti, Lou 1968-69
 Apps, Syl 1970-71 to 77-78
 Arbour, John 1968-69
 Arnason, Chuck 1973-74 to 75-76
 Awrey, Don 1976-77

Babych, Wayne 1984-85 to 85-86
 Barrie, Doug 1968-69
 Bassen, Hank 1967-68
 Bathgate, Andy 1967-68, 1970-71
 Baxter, Paul 1980-81 to 82-83
 Belanger, Roger 1984-85
 Belland, Neil 1986-87
 Bennett, Harvey 1974-75, 1976-77
 Bergeron, Yves 1974-75
 Beverley, Nick 1973-74
 Bianchin, Wayne 1973-74 to 78-79
 Bignell, Larry 1973-74
 Binkley, Les 1967-68 to 71-72
 Blackburn, Bob 1969-70 to 70-71
 Bladon, Tom 1978-79 to 79-80
 Blaisdell, Mike 1985-86 to 86-87
Bodger, Doug 1984-85 to present
 Boivin, Leo 1967-68 to 68-69
Bourque, Phil 1983-84, 1985-86 to present

Boutette, Pat 1981-82 to 84-85
 Boyd, Randy 1981-82 to 83-84
 Boyer, Wally 1968-69 to 71-72
 Brickley, Andy 1983-84 to 84-85
 Briere, Michel 1969-70
 Brown, Andy 1972-73 to 73-74
Brown, Rob 1987-88 to present
 Bullard, Mike 1980-81 to 86-87
 Bulley, Ted 1983-84
 Burns, Charlie 1968-69
 Burns, Robin 1970-71 to 72-73
 Burrows, Dave 1971-72 to 77-78, 1980-81

Buskas, Rod 1982-83 to present

Callander, Jock 1987-88 to present
 Campbell, Colin 1974-75 to 75-76, 1977-78 to 78-79
 Cardwell, Steve 1970-71 to 72-73
 Carlyle, Randy 1978-79 to 83-84
 Carr, Gene 1977-78
 Cassidy, Tom 1977-78
 Chabot, John 1984-85 to 86-87
 Chapman, Blair 1976-77 to 79-80
Charlesworth, Todd 1983-84; 1985-86 to present

Chorney, Marc 1980-81 to 83-84
 Clackson, Kim 1979-80
Coffey, Paul 1987-88 to present
 Corrigan, Mike 1976-77 to 77-78
 Cossette, Jacques 1975-76, 1977-78 to 78-79

Crowder, Bruce 1984-85
Cunneynworth, Randy 1985-86 to present

Dahlquist, Chris 1985-86 to present
 Daley, Joe 1968-69 to 69-70
 Davis, Kim 1977-78 to 80-81
 Dea, Billy 1967-68 to 68-69
 DeBenedet, Nelson 1974-75
 DeFazio, Dean 1983-84
 DeMarco, Ab 1973-74 to 74-75
 Dillabough, Bob 1967-68 to 68-69
 Dion, Michel 1981-82 to 84-85
 Duguay, Ron 1985-86 to 86-87
 Durbano, Steve 1973-74 to 75-76

Edestrand, Darryl 1971-72 to 73-74
 Edur, Tom 1977-78
 Edwards, Gary 1981-82
 Edwards, Marv 1968-69
 Edwards, Roy 1971-72

Erickson, Byran 1987-88
Errey, Bob 1983-84 to present

Faubert, Mario 1974-75 to 77-78
 Feltrin, Tony 1979-80 to 81-82
 Ferguson, George 1980-81 to 82-83
 Flesch, John 1978-79 to 82-83
 Flesch, John 1977-78
 Flockhart, Ron 1983-84 to 84-85
 Fonteyne, Val 1967-68 to 71-72
 Ford, Brian 1984-85
 Fox, Greg 1983-84 to 84-85
Frawley, Dan 1985-86 to present

Ganchar, Perry 1987-88 to present
 Gardner, Paul 1980-81 to 83-84
 Garner, Rob 1982-83
 Gatzos, Steve 1981-82 to 84-85
 Geale, Robert 1984-85
Giffin, Lee 1986-87 to present
 Gilbert, Ed 1975-76 to 76-77
 Gilbertson, Stan 1975-76 to 76-77
 Gladney, Bob 1983-84
Goertz, Dave 1987-88 to present
Gotaas, Steve 1987-88 to present
 Graham, Pat 1981-82 to 82-83
 Gruhl, Scott 1987-88
Guenette, Steve 1986-87 to present

Hadfield, Vic 1974-75 to 76-77
 Hakansson, Anders 1982-83
 Hamilton, Jim 1978-79, 1984-85
 Hannan, Dave 1981-82 to 87-88
 Harbaruk, Nick 1969-70 to 72-73
 Harris, Billy 1968-69
 Harrison, Paul 1981-82
 Herron, Denis 1972-73 to 74-75, 1976-77 to 78-79, 1982-83 to 85-86

Hextall, Bryan 1969-70 to 73-74
 Hicke, Billy 1971-72
 Hicks, Wayne 1967-68
Hillier, Randy 1984-85 to present
 Hoganson, Paul 1970-71
 Holland, Rob 1979-80 to 80-81
 Horton, Tim 1971-72
 Hotham, Greg 1981-82 to 84-85
 Hrynewich, Tim 1982-83 to 83-84
 Hudson, Lex 1978-79
 Hughes, Pat 1979-80 to 80-81
Hunter, Dave 1987-88 to present

Ingarfield, Earl 1967-68 to 68-69
 Inness, Gary 1973-74 to 75-76

Javanainen, Arto 1984-85
 Johnson, Bob 1974-75
Johnson, Jim 1985-86 to present
 Johnson, Mark 1979-80 to 81-82
 Jonathan, Stan 1982-83
 Jones, Ron 1973-74
 Joseph, Chris 1987-88

Kachowski, Mark 1987-88 to present
 Kannegiesser, Sheldon 1970-71 to 72-73
 Kehoe, Rick 1974-75 to 84-85
 Kelly, Bob 1973-74 to 76-77
 Kessell, Rick 1969-70 to 72-73
 Kindrachuk, Orest 1978-79 to 80-81
 Konik, George 1967-68
 Kontos, Chris 1986-87 to 87-88

Labre, Yvon 1970-71, 1973-74
 LaFramboise, Pete 1974-75
 Lagace, Jean Guy 1968-69
 Lalonde, Ron 1972-73 to 74-75
 Lamoureux, Mitch 1972-73 to 74-75
 Lamoureux, Mitch 1983-84 to 84-85
 Lanyon, Ted 1967-68

Larouche, Pierre 1974-75 to 77-78
 LaVallee, Kevin 1986-87
 Laxton, Gordon 1975-76 to 78-79
 LeCaine, Bill 1968-69
 Lecuyer, Doug 1982-83
 Lee, Peter 1977-78 to 82-83
 Lehto, Petteri 1984-85
 Leiter, Bob 1971-72
 Lemieux, Alain 1986-87
Lemieux, Mario 1984-85 to present
 Libett, Nick 1979-80 to 80-81
 Lindstrom, Willy 1985-86 to 1986-87
Loney, Troy 1983-84 to present
 Lonsberry, Ross 1978-79 to 80-81
 Lowe, Darren 1983-84
 Lukowich, Bernie 1973-74
 Lundberg, Brian 1982-83
 Lupier, Gilles 1980-81
 Lynch, Jack 1972-73 to 73-74
 Lyon, Steve 1976-77

MacDonald, Lowell 1970-71
 MacLeish, Rick 1972-73 to 77-78
 MacNeil, Al 1981-82 to 82-83
 Mahovich, Pete 1967-68
 Mahovich, Pete 1977-78 to 78-79
 Malone, Greg 1976-77 to 82-83
Mann, Jimmy 1987-88 to present
 Mantha, Moe 1984-85 to 87-88
 Marshall, Paul 1979-80 to 80-81
 Mathiasen, Dwight 1985-86 to 87-88
 Mattiussi, Dick 1967-68 to 68-69
 Maxwell, Bryan 1983-84 to 84-85
Mayer, Pat 1987-88 to present
 McAdam, Gary 1978-79 to 80-81
 McCallum, Dunc 1983-84 to 84-85
 McCarthy, Kevin 1983-84 to 84-85
 McClelland, Kevin 1981-82 to 83-84
 McCreary, Keith 1967-68 to 71-72
 McDonald, Ab 1967-68
 McDonnell, Joe 1984-85 to 85-86
 McDonough, Al 1971-72 to 73-74
 McGeough, Jim 1984-85 to 86-87
 McKenzie, Brian 1971-72
McLwain, Dave 1987-88 to present
 McMahon, Mike 1969-70
 McManama, Bob 1973-74 to 75-76
 McSorley, Marty 1983-84 to 84-85
 Meeker, Mike 1978-79
 Meighan, Ron 1982-83
 Meloche, Gilles 1985-86 to 87-88
 Millen, Greg 1978-79 to 80-81
 Mokosak, Carl 1986-87
 Monahan, Hartland 1977-78
 Morrison, Jim 1969-70 to 70-71
 Morrison, Lew 1974-75 to 77-78
 Mulvey, Paul 1981-82

Newton, Cam 1970-71, 1972-73
 Nolan, Ted 1985-86
 Nolef, Simon 1975-76
 Noris, Joe 1971-72
 Nowak, Hank 1973-74

O'Regan, Tom 1983-84 to 85-86
 Owchar, Dennis 1974-75 to 77-78

Paiement, Wilf 1987-88
 Paradise, Bob 1973-74 to 75-76, 1977-78 to 78-79
 Pearson, Mel 1967-68
Pietrangelo, Frank 1987-88 to present
 Plasse, Michel 1974-75 to 75-76
 Polis, Greg 1970-71 to 73-74
 Pratt, Kelly 1974-75
 Pratt, Tracy 1968-69 to 69-70
 Prentice, Dean 1969-70 to 70-71
 Price, Noel 1967-68 to 68-69
 Price, Pat 1980-81 to 82-83
 Price, Tom 1976-77 to 78-79
 Pronovost, Jean 1968-69 to 77-78

Quinn, Dan 1986-87 to present

Redquest, Greg 1977-78
 Ricci, Nick 1979-80 to 82-83
 Riggim, Pat 1986-87 to 87-88
 Rissling, Gary 1980-81 to 84-85
 Rivard, Bob 1967-68
 Robert, Rene 1971-72
 Romano, Roberto 1982-83 to 86-87
 Roulston, Tom 1983-84, 1985-86
 Rowe, Mike 1984-85 to 86-87
 Rupp, Duane 1968-69 to 72-73
 Ruskowski, Terry 1985-86 to 86-87
 Rutherford, Jim 1971-72 to 73-74

Saganiuk, Rocky 1983-84
 Sanderson, Derek 1977-78
 Sasser, Grant 1983-84
 Sather, Glen 1969-70 to 70-71
 Schinkel, Ken 1967-68 to 72-73
 Schmidt, Norm 1983-84, 1985-86 to 87-88

Schock, Ron 1969-70 to 76-77
 Schofield, Dwight 1986-87
 Schultz, Dave 1977-78 to 78-79
 Schutt, Rod 1978-79 to 83-84
 Shack, Eddie 1971-72 to 72-73
 Shedden, Doug 1981-82 to 85-86
 Sheppard, Gregg 1978-79 to 81-82
 Shires, Jim 1972-73
 Simmer, Charlie 1987-88
 Simpson, Bob 1981-82 to 82-83
 Simpson, Craig 1985-86 to 87-88
Siren, Ville 1985-86 to present
 Smith, Al 1969-70 to 70-71
 Snell, Ron 1968-69 to 69-70
 Snell, Ted 1973-74
 Speer, Billy 1967-68 to 68-69
 Spencer, Brian 1977-78 to 78-79
 Stackhouse, Ron 1973-74 to 81-82
Stevens, Kevin 1987-88 to present
 Stewart, Bob 1979-80
 Stewart, John 1970-71 to 71-72
 St. Laurent, Andre 1981-82 to 83-84
 Stoughton, Blaine 1973-74
 Stratton, Art 1967-68
 Stumpf, Bob 1974-75
 Sutter, Rich 1982-83 to 83-84
 Swain, Garry 1968-69
 Swarbrick, George 1968-69 to 69-70

Tallon, Dale 1978-79 to 79-80
 Taylor, Rob 1975-76
 Taylor, Mark 1983-84 to 84-85
 Tebbutt, Greg 1983-84
 Thompson, Errol 1980-81
 Thornbury, Tom 1983-84
 Tookey, Tim 1983-84
 Tremblay, Vincent 1983-84
 Turnbull, Ian 1982-83

Ubricco, Gene 1967-68 to 68-69

Van Dorp, Wayne 1987-88 to present
 Van Impe, Ed 1975-76 to 76-77

Watson, Bryan 1968-69 to 73-74
 Weir, Wally 1984-85
 Wiley, Jim 1972-73 to 73-74
 Wilkins, Barry 1974-75 to 75-76
 Wilson, Dunc 1976-77 to 77-78
 Wilson, Mitch 1986-87
 Wolf, Bennett 1980-81 to 82-83
 Woytowich, Bob 1968-69 to 71-72

Young, Warren 1983-84 to 84-85
 1986-87 to 87-88

Zaine, Rod 1970-71
Zalapski, Zarley 1987-88 to present

1987-88 NHL AWARD WINNERS

| | |
|-------------------------------|---------------------------------------|
| STANLEY CUP | Edmonton Oilers |
| PRINCE OF WALES TROPHY | Boston Bruins |
| CLARENCE CAMPBELL BOWL | Edmonton Oilers |
| HART TROPHY | MARIO LEMIEUX, PITTSBURGH |
| CALDER TROPHY | Joe Nieuwendyk, Calgary |
| JAMES NORRIS TROPHY | Ray Bourque, Boston |
| ART ROSS TROPHY | MARIO LEMIEUX, PITTSBURGH |
| LADY BYNG TROPHY | Mats Naslund, Montreal |
| WILLIAM JENNINGS TROPHY | Brian Hayward & Patrick Roy, Montreal |
| VEZINA TROPHY | Grant Fuhr, Edmonton |
| FRANK SELKE TROPHY | Guy Carbonneau, Montreal |
| BILL MASTERTON TROPHY | Bob Bourne, Los Angeles |
| JACK ADAMS TROPHY | Jacques Demers, Detroit |
| CONN SMYTHE TROPHY | Wayne Gretzky, Edmonton |
| LESTER B. PEARSON AWARD | MARIO LEMIEUX, PITTSBURGH |
| EMERY EDGE TROPHY | Brad McCrimmon, Calgary |

NHL ALL STARS & ROOKIE TEAM

| | FIRST TEAM | SECOND TEAM | ROOKIE TEAM |
|------------|-------------------------------------|---------------------------|----------------------------|
| GOALIE | Grant Fuhr Edmonton | Patrick Roy Montreal | Darren Pang Chicago |
| DEFENSE | Ray Bourque Boston | Gary Suter Calgary | Glen Wesley Boston |
| DEFENSE | Scott Stevens Washington | Brad McCrimmon Calgary | Calle Johansson Buffalo |
| CENTER | MARIO LEMIEUX PITTSBURGH | Wayne Gretzky Edmonton | Joe Nieuwendyk Calgary |
| RIGHT WING | Haken Loob Calgary | Cam Neely Boston | Ray Sheppard Buffalo |
| LEFT WING | Luc Robitaille Los Angeles | Michel Goulet Quebec | Iain Duncan Winnipeg |

HOCKEY HALL OF FAME



Tony Esposito was inducted into the players section of the Hockey Hall of Fame in Toronto along with Guy Lafleur and Brad Park in recognition of their outstanding individual achievements during their respective playing careers.

PENGUINS PLAYOFF HISTORY



PITTSBURGH CAREER PLAYOFF SCORING

| | | | | | | | | | |
|-----------------------|----|---|----|----|----|---|---|---|---|
| 1. Rick Kehoe | 37 | 4 | 17 | 21 | 2 | 2 | 0 | 2 | 1 |
| 2. Jean Pronovost | 29 | 9 | 9 | 18 | 12 | 2 | 1 | 1 | 0 |
| 3. George Ferguson | 22 | 4 | 11 | 15 | 13 | 0 | 0 | 1 | 1 |
| 4. Rod Schutt | 22 | 8 | 6 | 14 | 26 | 1 | 0 | 1 | 0 |
| 5. Randy Carlyle | 22 | 6 | 8 | 14 | 41 | 0 | 1 | 0 | 0 |
| 6. Ron Schock | 29 | 2 | 12 | 14 | 23 | 0 | 0 | 0 | 0 |
| 7. Ron Stackhouse | 32 | 5 | 8 | 13 | 38 | 2 | 0 | 0 | 0 |
| 8. Gregg Sheppard | 17 | 4 | 7 | 11 | 2 | 2 | 0 | 0 | 0 |
| 9. Pierre Larouche | 15 | 2 | 9 | 11 | 2 | 0 | 0 | 1 | 0 |
| 10. Lowell MacDonald | 15 | 6 | 4 | 10 | 8 | 2 | 0 | 2 | 0 |
| 11. Bob Kelly | 15 | 6 | 3 | 9 | 23 | 1 | 0 | 0 | 0 |
| 12. Colin Campbell | 19 | 2 | 7 | 9 | 51 | 0 | 1 | 1 | 0 |
| 13. Michel Briere | 10 | 5 | 3 | 8 | 17 | 1 | 0 | 3 | 1 |
| 14. Mike Bullard | 9 | 4 | 4 | 8 | 4 | 1 | 0 | 1 | 0 |
| 15. Syl Apps | 19 | 4 | 4 | 8 | 23 | 2 | 0 | 1 | 0 |
| 16. Greg Malone | 18 | 3 | 5 | 8 | 32 | 0 | 0 | 1 | 0 |
| 17. Peter Lee | 19 | 0 | 8 | 8 | 4 | 0 | 0 | 0 | 0 |
| 18. Ken Schinkel | 13 | 6 | 1 | 7 | 4 | 1 | 0 | 0 | 0 |
| 19. Vic Hadfield | 10 | 5 | 2 | 7 | 11 | 0 | 1 | 0 | 0 |
| 20. Mark Johnson | 10 | 4 | 3 | 7 | 6 | 2 | 0 | 1 | 0 |
| 21. Paul Gardner | 10 | 2 | 5 | 7 | 10 | 1 | 0 | 0 | 0 |
| 22. Dean Prentice | 12 | 2 | 5 | 7 | 8 | 1 | 0 | 0 | 0 |
| 23. Gary McAdam | 12 | 3 | 3 | 6 | 9 | 0 | 0 | 0 | 0 |
| 24. Chuck Arnason | 9 | 2 | 4 | 6 | 4 | 1 | 0 | 0 | 0 |
| 25. Orest Kindrachuk | 7 | 4 | 1 | 5 | 7 | 0 | 0 | 1 | 0 |
| 26. Ross Lonsberry | 17 | 2 | 3 | 5 | 13 | 0 | 0 | 1 | 0 |
| 27. Tom Bladon | 8 | 0 | 5 | 5 | 2 | 0 | 0 | 0 | 0 |
| 28. Pat Boutette | 5 | 3 | 1 | 4 | 8 | 2 | 0 | 0 | 0 |
| 29. Nick Harbaruk | 14 | 3 | 1 | 4 | 20 | 0 | 0 | 1 | 0 |
| 30. Mario Faubert | 10 | 2 | 2 | 4 | 6 | 2 | 0 | 0 | 0 |
| 31. Duane Rupp | 10 | 2 | 2 | 4 | 8 | 0 | 0 | 0 | 0 |
| 32. Dave Burrows | 20 | 1 | 3 | 4 | 16 | 0 | 0 | 1 | 0 |
| 33. Keith McCreary | 11 | 0 | 4 | 4 | 6 | 0 | 0 | 0 | 0 |
| 34. Bob Leiter | 4 | 3 | 0 | 3 | 0 | 1 | 0 | 0 | 0 |
| 35. Jim Hamilton | 6 | 3 | 0 | 3 | 0 | 1 | 0 | 0 | 0 |
| 36. Andre St. Laurent | 5 | 2 | 1 | 3 | 8 | 0 | 0 | 0 | 0 |
| 37. Blair Chapman | 10 | 2 | 1 | 3 | 9 | 0 | 0 | 0 | 0 |
| 38. Wally Boyer | 10 | 1 | 2 | 3 | 0 | 0 | 0 | 1 | 0 |
| 39. Dunc McCallum | 10 | 1 | 2 | 3 | 12 | 0 | 0 | 0 | 0 |
| 40. Bob Woytowich | 10 | 1 | 2 | 3 | 2 | 0 | 0 | 0 | 0 |
| 41. Greg Hotham | 5 | 0 | 3 | 3 | 6 | 0 | 0 | 0 | 0 |
| 42. Jim Morrison | 8 | 0 | 3 | 3 | 10 | 0 | 0 | 0 | 0 |
| 43. Russ Anderson | 10 | 0 | 3 | 3 | 28 | 0 | 0 | 0 | 0 |
| 44. Bryan Hextall | 14 | 0 | 3 | 3 | 43 | 0 | 0 | 0 | 0 |
| 45. Stan Gilbertson | 3 | 1 | 1 | 2 | 2 | 0 | 0 | 0 | 0 |
| 46. Nick Libett | 5 | 1 | 1 | 2 | 0 | 1 | 0 | 0 | 0 |
| 47. Pat Price | 10 | 1 | 1 | 2 | 49 | 0 | 0 | 0 | 0 |
| 48. Rick MacLeish | 5 | 1 | 1 | 2 | 0 | 0 | 0 | 0 | 0 |
| 49. Kevin McClelland | 5 | 1 | 1 | 2 | 5 | 0 | 0 | 0 | 0 |
| 50. Bob Stewart | 5 | 1 | 1 | 2 | 2 | 0 | 0 | 0 | 0 |
| 51. Darryl Edestrand | 4 | 0 | 2 | 2 | 0 | 0 | 0 | 0 | 0 |
| 52. Greg Polis | 4 | 0 | 2 | 2 | 0 | 0 | 0 | 0 | 0 |
| 53. Glen Sather | 10 | 0 | 2 | 2 | 17 | 0 | 0 | 0 | 0 |
| 54. Val Fonteyne | 14 | 0 | 2 | 2 | 2 | 0 | 0 | 0 | 0 |
| 55. Pete LaFramboise | 9 | 1 | 0 | 1 | 0 | 0 | 0 | 0 | 0 |

| NAME | GP | P | A | PTS | PIA | PPG | SHG | GWR | OVT |
|----------------------|-----------|------------|------------|------------|------------|-----------|----------|-----------|----------|
| 56. Pete Mahovlich | 2 | 0 | 1 | 1 | 0 | 0 | 0 | 0 | 0 |
| 57. Don Awrey | 3 | 0 | 1 | 1 | 0 | 0 | 0 | 0 | 0 |
| 58. Wayne Blanchin | 3 | 0 | 1 | 1 | 6 | 0 | 0 | 0 | 0 |
| 59. Jacques Cossette | 3 | 0 | 1 | 1 | 4 | 0 | 0 | 0 | 0 |
| 60. Ed Van Impe | 3 | 0 | 1 | 1 | 2 | 0 | 0 | 0 | 0 |
| 61. Tim Horton | 4 | 0 | 1 | 1 | 2 | 0 | 0 | 0 | 0 |
| 62. Al McDonough | 4 | 0 | 1 | 1 | 0 | 0 | 0 | 0 | 0 |
| 63. Eddie Shack | 4 | 0 | 1 | 1 | 15 | 0 | 0 | 0 | 0 |
| 64. Gary Rissling | 5 | 0 | 1 | 1 | 4 | 0 | 0 | 0 | 0 |
| 65. Paul Baxter | 10 | 0 | 1 | 1 | 42 | 0 | 0 | 0 | 0 |
| 66. Barry Wilkins | 6 | 0 | 1 | 1 | 4 | 0 | 0 | 0 | 0 |
| 67. Marc Chorney | 7 | 0 | 1 | 1 | 2 | 0 | 0 | 0 | 0 |
| 68. Bob Paradise | 7 | 0 | 1 | 1 | 17 | 0 | 0 | 0 | 0 |
| 69. Bob McManama | 8 | 0 | 1 | 1 | 6 | 0 | 0 | 0 | 0 |
| 70. Dennis Owchar | 8 | 0 | 1 | 1 | 6 | 0 | 0 | 0 | 0 |
| 71. Tracy Pratt | 10 | 0 | 1 | 1 | 51 | 0 | 0 | 0 | 0 |
| 72. Paul Marshall | 1 | 0 | 0 | 0 | 0 | 0 | 0 | 0 | 0 |
| 73. Steve Gatzos | 1 | 0 | 0 | 0 | 0 | 0 | 0 | 0 | 0 |
| 74. Mike Corrigan | 2 | 0 | 0 | 0 | 0 | 0 | 0 | 0 | 0 |
| 75. Bob Simpson | 2 | 0 | 0 | 0 | 0 | 0 | 0 | 0 | 0 |
| 76. Lex Hudson | 2 | 0 | 0 | 0 | 0 | 0 | 0 | 0 | 0 |
| 77. Larry Bignell | 3 | 0 | 0 | 0 | 2 | 0 | 0 | 0 | 0 |
| 78. Randy Boyd | 3 | 0 | 0 | 0 | 11 | 0 | 0 | 0 | 0 |
| 79. Kim Clackson | 3 | 0 | 0 | 0 | 37 | 0 | 0 | 0 | 0 |
| 80. Al Smith | 3 | 0 | 0 | 0 | 0 | 0 | 0 | 0 | 0 |
| 81. Simon Nolet | 3 | 0 | 0 | 0 | 0 | 0 | 0 | 0 | 0 |
| 82. Michel Plasse | 3 | 0 | 0 | 0 | 0 | 0 | 0 | 0 | 0 |
| 83. Steve Cardwell | 4 | 0 | 0 | 0 | 2 | 0 | 0 | 0 | 0 |
| 84. Kim Davis | 4 | 0 | 0 | 0 | 0 | 0 | 0 | 0 | 0 |
| 85. Pat Graham | 4 | 0 | 0 | 0 | 2 | 0 | 0 | 0 | 0 |
| 86. Jim Rutherford | 4 | 0 | 0 | 0 | 0 | 0 | 0 | 0 | 0 |
| 87. Dale Tallon | 4 | 0 | 0 | 0 | 4 | 0 | 0 | 0 | 0 |
| 88. Michel Dion | 5 | 0 | 0 | 0 | 0 | 0 | 0 | 0 | 0 |
| 89. Pat Hughes | 5 | 0 | 0 | 0 | 21 | 0 | 0 | 0 | 0 |
| 90. Les Binkley | 7 | 0 | 0 | 0 | 0 | 0 | 0 | 0 | 0 |
| 91. Bob Blackburn | 7 | 0 | 0 | 0 | 4 | 0 | 0 | 0 | 0 |
| 92. Gary Inness | 9 | 0 | 0 | 0 | 2 | 0 | 0 | 0 | 0 |
| 93. Denis Herron | 10 | 0 | 0 | 0 | 5 | 0 | 0 | 0 | 0 |
| 94. Greg Millen | 10 | 0 | 0 | 0 | 0 | 0 | 0 | 0 | 0 |
| 95. Lew Morrison | 13 | 0 | 0 | 0 | 0 | 0 | 0 | 0 | 0 |
| 96. Bryan Watson | 14 | 0 | 0 | 0 | 38 | 0 | 0 | 0 | 0 |
| Bench | | | | | 12 | | | | |
| TOTAL | 51 | 135 | 220 | 355 | 955 | 29 | 4 | 21 | 3 |

PLAYOFF GOALTENDING

| NAME | GP | BT | ST | SA | GA | GA/A | SV% | TOI | GA/60 |
|----------------|-----------|-------------|------------|------------|----------|----------|------------|-------------|-------------|
| Les Binkley | 7 | 428 | 18 | 15 | 0 | 0 | 100 | 183 | 2.10 |
| Gary Inness | 9 | 540 | 27 | 24 | 3 | 0 | 100 | 271 | 2.67 |
| Michel Plasse | 3 | 180 | 3 | 8 | 0 | 1 | 100 | 85 | 2.67 |
| Al Smith | 3 | 180 | 5 | 10 | 0 | 0 | 100 | 79 | 3.33 |
| Denis Herron | 10 | 601 | 26 | 35 | 3 | 0 | 100 | 300 | 3.49 |
| Jim Rutherford | 4 | 240 | 8 | 14 | 0 | 0 | 100 | 131 | 3.50 |
| Greg Millen | 10 | 625 | 35 | 40 | 1 | 0 | 100 | 297 | 3.84 |
| Michel Dion | 5 | 310 | 13 | 22 | 0 | 0 | 100 | 161 | 4.26 |
| TOTAL | 51 | 3104 | 135 | 168 | 7 | 1 | 100 | 1507 | 3.38 |

PENGUIN PLAYOFF RESULTS

| DATE | CITY | RESULTS | WINNING GOAL | WINNING GOALIE |
|--|--------------|--------------|--------------|----------------|
| 1982 - PRELIMINARY ROUND - (Won by NY Islanders 3-2) | | | | |
| Wed. Apr. 7 | NY Islanders | NY Islanders | 8-1 | Gillies |
| Thu. Apr. 8 | NY Islanders | NY Islanders | 4-2 | Goring |
| Sat. Apr. 10 | Pittsburgh | Pittsburgh | 2-1 (OT) | Kehoe |
| Sun. Apr. 11 | Pittsburgh | Pittsburgh | 5-2 | Kehoe |
| Tue. Apr. 13 | NY Islanders | NY Islanders | 4-3 (OT) | Tonelli |
| 1981 - PRELIMINARY ROUND - (Won by St. Louis Blues 3-2) | | | | |
| Wed. Apr. 8 | St. Louis | St. Louis | 4-2 | Pettersson |
| Thu. Apr. 9 | St. Louis | Pittsburgh | 6-4 | Schutt |
| Sat. Apr. 11 | Pittsburgh | St. Louis | 5-4 | Federko |
| Sun. Apr. 12 | Pittsburgh | Pittsburgh | 6-3 | Bullard |
| Tue. Apr. 14 | St. Louis | St. Louis | 4-3 (2 OT) | Crombeen |
| 1980 - PRELIMINARY ROUND - (Won by Boston Bruins 3-2) | | | | |
| Tue. Apr. 8 | Boston | Pittsburgh | 4-2 | Johnson |
| Thu. Apr. 10 | Boston | Boston | 4-1 | Marcotte |
| Sat. Apr. 12 | Pittsburgh | Pittsburgh | 4-1 | Lonsberry |
| Sun. Apr. 13 | Pittsburgh | Boston | 8-3 | McNab |
| Mon. Apr. 14 | Boston | Boston | 6-2 | Foster |
| 1979 - QUARTER-FINALS - (Won by Boston Bruins 4-0) | | | | |
| Mon. Apr. 16 | Boston | Boston | 6-2 | Milbury |
| Wed. Apr. 18 | Boston | Boston | 4-3 | Miller |
| Sat. Apr. 21 | Pittsburgh | Boston | 2-1 | Middleton |
| Sun. Apr. 22 | Pittsburgh | Boston | 4-1 | Ratelle |
| 1979 - PRELIMINARY ROUND - (Won by Pittsburgh 2-1) | | | | |
| Tue. Apr. 10 | Buffalo | Pittsburgh | 4-3 | Kindrachuk |
| Thu. Apr. 12 | Pittsburgh | Buffalo | 3-1 | Richard |
| Sat. Apr. 14 | Buffalo | Pittsburgh | 4-3 (OT) | Ferguson |
| 1977 - PRELIMINARY ROUND - (Won by Toronto Maple Leafs 2-1) | | | | |
| Tue. Apr. 5 | Pittsburgh | Toronto | 4-2 | Williams |
| Thu. Apr. 7 | Toronto | Pittsburgh | 6-4 | Malone |
| Sat. Apr. 9 | Pittsburgh | Toronto | 5-2 | McDonald |
| 1976 - PRELIMINARY ROUND - (Won by Toronto Maple Leafs 2-1) | | | | |
| Tue. Apr. 6 | Toronto | Toronto | 4-1 | McDonald |
| Thu. Apr. 8 | Pittsburgh | Pittsburgh | 2-0 | MacDonald |
| Fri. Apr. 9 | Toronto | Toronto | 4-0 | McKenny |
| 1975 - QUARTER-FINALS - (Won by NY Islanders 4-3) | | | | |
| Sun. Apr. 13 | Pittsburgh | Pittsburgh | 5-4 | Burrows |
| Tue. Apr. 15 | Pittsburgh | Pittsburgh | 3-1 | MacDonald |
| Thu. Apr. 17 | NY Islanders | Pittsburgh | 6-4 | Apps |
| Sun. Apr. 20 | NY Islanders | NY Islanders | 3-1 | Gillies |
| Tue. Apr. 22 | Pittsburgh | NY Islanders | 4-2 | Westfall |
| Thu. Apr. 24 | NY Islanders | NY Islanders | 4-1 | Howatt |
| Sat. Apr. 26 | Pittsburgh | NY Islanders | 1-0 | Westfall |
| 1975 - PRELIMINARY ROUND - (Won by Pittsburgh 2-0) | | | | |
| Tue. Apr. 8 | Pittsburgh | Pittsburgh | 4-3 | Larouche |
| Thu. Apr. 10 | St. Louis | Pittsburgh | 5-3 | Campbell |
| 1972 - QUARTER-FINALS - (Won by Chicago Black Hawks 4-0) | | | | |
| Wed. Apr. 5 | Chicago | Chicago | 3-1 | Pappin |
| Thu. Apr. 6 | Chicago | Chicago | 3-2 | Maki |
| Sat. Apr. 8 | Pittsburgh | Chicago | 2-0 | Bordeleau |
| Sun. Apr. 9 | Pittsburgh | Chicago | 6-5 (OT) | Martin |
| 1970 SEMI-FINALS - (Won by St. Louis Blues 4-2) | | | | |
| Sun. Apr. 19 | St. Louis | St. Louis | 3-1 | Goyette |
| Tue. Apr. 21 | St. Louis | St. Louis | 4-1 | Keenan |
| Thu. Apr. 23 | Pittsburgh | Pittsburgh | 3-2 | Briere |
| Sun. Apr. 26 | Pittsburgh | Pittsburgh | 2-1 | Briere |
| Tue. Apr. 28 | St. Louis | St. Louis | 5-0 | St. Marseille |
| Thu. Apr. 30 | Pittsburgh | St. Louis | 4-3 | Keenan |
| 1970 QUARTER-FINALS - (Won by Pittsburgh 4-0) | | | | |
| Wed. Apr. 8 | Pittsburgh | Pittsburgh | 2-1 | Harbaruk |
| Thu. Apr. 9 | Pittsburgh | Pittsburgh | 3-1 | Boyer |
| Sat. Apr. 11 | Oakland | Pittsburgh | 5-2 | Pronovost |
| Sun. Apr. 12 | Oakland | Pittsburgh | 3-2 (OT) | Briere |

PLAYOFF RECORDS - SERIES

MOST GOALS, BOTH TEAMS:

- 2-Game Series 15 (1975) Pittsburgh 9, St. Louis 6
- 3-Game Series 23 (1977) Toronto 13, Pittsburgh 10
- 4-Game Series 23 (1979) Boston 16, Pittsburgh 7
- 5-Game Series 41 (1981) Pittsburgh 21, St. Louis 20
- 6-Game Series 29 (1970) St. Louis 19, Pittsburgh 10
- 7-Game Series 39 (1975) NY Islanders 21, Pittsburgh 18

MOST GOALS, PITTSBURGH:

- 2-Game Series 9 (1975) vs St. Louis
- 3-Game Series 10 (1977) vs Toronto
- 4-Game Series 13 (1970) vs Oakland
- 5-Game Series 21 (1981) vs St. Louis
- 6-Game Series 10 (1970) vs St. Louis
- 7-Game Series 18 (1975) vs NY Islanders

MOST GOALS, OPPONENTS:

- 2-Game Series 6 (1975) by St. Louis
- 3-Game Series 13 (1977) by Toronto
- 4-Game Series 16 (1979) by Boston
- 5-Game Series 22 (1982) by NY Islanders
- 6-Game Series 19 (1970) by St. Louis
- 7-Game Series 21 (1975) by NY Islanders

FEWEST GOALS, BOTH TEAMS:

- 2-Game Series 15 (1975) Pittsburgh 9, St. Louis 6
- 3-Game Series 11 (1976) Toronto 8, Pittsburgh 3
- 4-Game Series 19 (1970) Pittsburgh 13, Oakland 6
- 5-Game Series 35 (1982) NY Islanders 22, Pittsburgh 13
- 6-Game Series 29 (1970) St. Louis 19, Pittsburgh 10
- 7-Game Series 39 (1975) NY Islanders 21, Pittsburgh 18

FEWEST GOALS, PITTSBURGH:

- 2-Game Series 9 (1975) vs St. Louis
- 3-Game Series 3 (1976) vs Toronto
- 4-Game Series 7 (1979) vs Boston
- 5-Game Series 13 (1982) vs NY Islanders
- 6-Game Series 10 (1970) vs St. Louis
- 7-Game Series 18 (1975) vs NY Islanders

FEWEST GOALS, OPPONENTS:

- 2-Game Series 6 (1975) by St. Louis
- 3-Game Series 8 (1976) by Toronto
- 4-Game Series 6 (1970) by Oakland
- 5-Game Series 20 (1981) by St. Louis
- 6-Game Series 19 (1970) by St. Louis
- 7-Game Series 21 (1975) by NY Islanders

CONSECUTIVE WINS:

5 (April 8 to April 17, 1975)
(2 vs St. Louis & 3 vs NY Islanders)

CONSECUTIVE LOSSES:

6 (April 28, 1970 to April 9, 1972)
(2 vs St. Louis & 4 vs Chicago)

PENGUINS PLAYOFF SHUTOUTS:

2-0 Michel Plasse - Apr. 8, 1976 vs Toronto

OPPONENT'S PLAYOFF SHUTOUTS:

5-0 Jacques Plante, St. Louis - Apr. 28, 1970
2-0 Gary Smith, Chicago - Apr. 8, 1972
1-0 Glenn Resch, NYI - Apr. 26, 1975
4-0 Wayne Thomas, Toronto - Apr. 9, 1976

PENALTY RECORDS - SERIES

| | |
|--------------------------------------|--|
| Most Penalties, Both Teams: | 110 (1981) Pittsburgh 55, St. Louis 55 |
| Most Penalties, Pittsburgh: | 55 (1981) vs St. Louis |
| Most Penalties, Opponent: | 55 (1981) by St. Louis |
| Fewest Penalties, Both Team: | 24 (1975) Pittsburgh 9, St. Louis 15 |
| Fewest Penalties, Pittsburgh: | 9 (1975) vs St. Louis |
| Fewest Penalties, Opponent: | 15 (1975) by St. Louis |
| Most PIM, Both Teams: | 306 (1970) Pittsburgh 162, St. Louis 144 |
| Most PIM, Pittsburgh: | 162 (1970) vs Pittsburgh |
| Most PIM, Opponent: | 144 (1970) by St. Louis |
| Fewest PIM, Both Teams: | 61 (1976) Pittsburgh 25, Toronto 36 |
| Fewest PIM, Pittsburgh: | 18 (1975) vs St. Louis |
| Fewest PIM, Opponent: | 36 (1976) by Toronto |

PLAYOFF RECORDS - GAME

| | |
|--------------------------|--|
| MOST GOALS: | |
| Both Teams, Home: | 11 (Apr. 9, 1972) 6-5 loss vs Chicago (OT) |
| Both Teams, Road: | 11 (Apr. 13, 1980) 8-3 loss vs Boston 10 (Apr. 17, 1975) 6-4 win at NY Islanders 10 (Apr. 7, 1977) 6-4 win at Toronto 10 (Apr. 9, 1981) 6-4 win at St. Louis 6 (Apr. 12, 1981) 6-4 win vs St. Louis 6 (Apr. 17, 1975) 6-4 win at NY Islanders 6 (Apr. 7, 1977) 6-4 win at Toronto 6 (Apr. 9, 1981) 6-4 win at St. Louis 8 (Apr. 13, 1980) 8-3 loss vs Boston 8 (Apr. 7, 1982) 8-1 loss vs NY Islanders |
| Pittsburgh, Home: | 6 (Apr. 12, 1981) 6-4 win vs St. Louis |
| Pittsburgh, Road: | 6 (Apr. 17, 1975) 6-4 win at NY Islanders 6 (Apr. 7, 1977) 6-4 win at Toronto 6 (Apr. 9, 1981) 6-4 win at St. Louis |
| Opponent, Home: | 8 (Apr. 13, 1980) 8-3 loss vs Boston |
| Opponent, Road: | 8 (Apr. 7, 1982) 8-1 loss vs NY Islanders |
| FEWEST GOALS: | |
| Both Teams, Home: | 1 (Apr. 1, 1975) 1-0 loss vs NY Islanders |
| Both Teams, Road: | 4 (Apr. 19, 1970) 3-1 loss at St. Louis 4 (Apr. 5, 1972) 3-1 loss at Chicago 4 (Apr. 20, 1975) 3-1 loss at NYI 4 (Apr. 9, 1976) 4-0 loss at Toronto 0 (Apr. 8, 1972) 2-0 loss vs Chicago 0 (Apr. 26, 1975) 1-0 loss vs NYI 0 (Apr. 28, 1970) 5-0 loss at St. Louis 0 (Apr. 9, 1976) 4-0 loss at Toronto 0 (Apr. 8, 1976) 2-0 win vs Toronto 2 (Apr. 11, 1970) 5-2 win at Oakland 2 (Apr. 12, 1970) 3-2 win at Oakland (OT) |
| Pittsburgh, Home: | 0 (Apr. 26, 1975) 1-0 loss vs NYI |
| Pittsburgh, Road: | 0 (Apr. 28, 1970) 5-0 loss at St. Louis 0 (Apr. 9, 1976) 4-0 loss at Toronto |
| Opponent, Home: | 0 (Apr. 8, 1976) 2-0 win vs Toronto |
| Opponent, Road: | 2 (Apr. 11, 1970) 5-2 win at Oakland 2 (Apr. 12, 1970) 3-2 win at Oakland (OT) |

PENALTY RECORDS - GAME

| | |
|--------------------------------|---|
| MOST PENALTIES: | |
| Both Teams, Home: | 28 (Apr. 11, 1981) Pittsburgh 13, St. Louis 15 |
| Both Teams, Road: | 30 (Apr. 19, 1970) Pittsburgh 18, St. Louis 12 |
| Pittsburgh: | 18 (Apr. 19, 1970) at St. Louis |
| Opponent: | 15 (Apr. 11, 1981) by St. Louis |
| FEWEST PENALTIES: | |
| Both Teams, Home: | 8 (Apr. 26, 1970) Pittsburgh 4, St. Louis 4 8 (Apr. 5, 1977) Pittsburgh 3, Toronto 5 7 (Apr. 17, 1975) Pittsburgh 4, NYI 3 7 (Apr. 9, 1976) Pittsburgh 3, Toronto 4 3 (Three times - last time - Apr. 22, 1979) 3 (Four times - last time - Apr. 21, 1979) |
| Both Teams, Road: | 8 (Apr. 26, 1970) Pittsburgh 4, St. Louis 4 8 (Apr. 5, 1977) Pittsburgh 3, Toronto 5 7 (Apr. 17, 1975) Pittsburgh 4, NYI 3 7 (Apr. 9, 1976) Pittsburgh 3, Toronto 4 3 (Three times - last time - Apr. 22, 1979) 3 (Four times - last time - Apr. 21, 1979) |
| Pittsburgh: | 7 (Apr. 17, 1975) Pittsburgh 4, NYI 3 7 (Apr. 9, 1976) Pittsburgh 3, Toronto 4 |
| Opponent: | 3 (Three times - last time - Apr. 22, 1979) 3 (Four times - last time - Apr. 21, 1979) |
| MOST PENALTY MINUTES: | |
| Both Teams, Home: | 68 (Apr. 11, 1981) Pittsburgh 32, St. Louis 36 |
| Both Teams, Road: | 149 (Apr. 19, 1970) Pittsburgh 83, St. Louis 66 |
| Pittsburgh: | 83 (Apr. 19, 1970) at St. Louis |
| Opponent: | 66 (Apr. 19, 1970) by St. Louis |
| FEWEST PENALTY MINUTES: | |
| Both Teams, Home: | 17 (Apr. 9, 1976) Pittsburgh 6, Toronto 11 |
| Both Teams, Road: | 14 (Apr. 17, 1975) Pittsburgh 8, NYI 6 |
| Pittsburgh: | 6 (Apr. 9, 1976) at Toronto |
| Opponent: | 6 (Apr. 17, 1975) by NY Islanders |

PLAYOFF RECORDS - PERIOD

| | |
|--------------------------|--|
| MOST GOALS: | |
| Both Teams, Home: | 5 (Apr. 9, 1972) Pittsburgh 1, Chicago 4 5 (Apr. 13, 1980) Pittsburgh 0, Boston 5 6 (Apr. 17, 1975) Pittsburgh 3, NY Islanders 3 |
| Both Teams, Road: | 4 (Apr. 9, 1972) vs Chicago 4 (Apr. 9, 1981) at St. Louis 5 (Apr. 13, 1980) by Boston 4 (Apr. 8, 1982) by NY Islanders |
| Pittsburgh, Home: | 4 (Apr. 9, 1972) vs Chicago |
| Pittsburgh, Road: | 4 (Apr. 9, 1981) at St. Louis |
| Opponent, Home: | 5 (Apr. 13, 1980) by Boston |
| Opponent, Road: | 4 (Apr. 8, 1982) by NY Islanders |

PENALTY RECORDS - PERIOD

| | |
|------------------------------|--|
| MOST PENALTIES: | |
| Both Teams, Home: | 15 (Apr. 11, 1981) vs St. Louis |
| Both Teams, Road: | 16 (Apr. 19, 1970) at St. Louis |
| Pittsburgh: | 10 (Apr. 9, 1970) at St. Louis |
| Opponent: | 7 (Apr. 15, 1972) by Chicago |
| MOST PENALTY MINUTES: | |
| Both Teams, Home: | 38 (Apr. 9, 1977) Pittsburgh 25, Toronto 13 |
| Both Teams, Road: | 80 (Apr. 19, 1970) Pittsburgh 40, St. Louis 40 |
| Pittsburgh, Home: | 25 (Apr. 9, 1977) vs Toronto |
| Pittsburgh, Road: | 40 (Apr. 19, 1970) at St. Louis |
| Opponent, Home: | 18 (Apr. 26, 1975) by NY Islanders |
| Opponent, Road: | 40 (Apr. 19, 1970) by St. Louis |

INDIVIDUAL RECORDS

ALL-TIME

| | |
|-------------------------------------|---|
| Most Games Played: | 37 - Rick Kehoe 32 - Ron Stackhouse |
| Most Goals: | 9 - Jean Pronovost 8 - Rod Schutt |
| Most Assists: | 17 - Rick Kehoe 12 - Ron Schock 21 - Rick Kehoe |
| Most Points: | 18 - Jean Pronovost |
| Most Penalty Minutes: | 51 - Tracy Pratt 51 - Colin Campbell |
| Most Games Played, Goalie: | 10 - Denis Herron 10 - Greg Millen |
| Most Minutes Played, Goalie: | 625 - Greg Millen 601 - Denis Herron |
| Best Goals Against Average: | 2.10 - Les Binkley |
| Most Wins, Goalie: | 5 - Les Binkley 5 - Gary Inness |

ONE PLAYOFF YEAR

| | |
|----------------------------------|--|
| Most Goals: | 5 - Michel Briere (1970) 5 - Bob Kelly (1975) 4 - Ken Schinkel (1970) 4 - Vic Hadfield (1975) 4 - Lowell MacDonald (1975) 4 - Orest Kindrachuk (1979) 4 - Randy Carlyle (1981) |
| Most Assists: | 6 - Ron Schock (1970) 6 - Ron Stackhouse (1975) 6 - George Ferguson (1981) 5 - Dean Prentice (1970) 5 - Pierre Larouche (1975) 5 - Rick Kehoe (1980) 5 - Randy Carlyle (1981) 5 - Paul Gardner (1982) |
| Most Penalty Minutes: | 51 - Tracy Pratt (1970) 34 - Bryan Hextall (1970) |
| Most Goals, Defensemen: | 4 - Randy Carlyle (1981) |
| Most Assists, Defensemen: | 6 - Ron Stackhouse (1975) |
| Most Points, Defensemen: | 9 - Randy Carlyle (1981) (4-5) |

ONE PLAYOFF SERIES

| | |
|------------------------------|---|
| Most Goals: | 4 - Michel Briere (1970) 4 - Bob Kelly (1975) 4 - Lowell MacDonald (1975) |
| Most Assists: | 4 - Randy Carlyle (1981) 6 - George Ferguson (1981) 5 - Ron Schock (1970) 5 - Rick Kehoe (1980) 5 - Randy Carlyle (1981) 5 - Paul Gardner (1982) |
| Most Points: | 9 - Randy Carlyle (1981) 8 - George Ferguson (1981) 7 - Rick Kehoe (1980) 43 - Tracy Pratt (1970) |
| Most Penalty Minutes: | |

ONE PLAYOFF GAME

| | |
|------------------------------|--|
| Most Goals: | 3 - Ken Schinkel (Apr. 11, 1970) at Oakland |
| Most Assists: | 3 - Dean Prentice (Apr. 11, 1970) at Oakland 3 - George Ferguson (Apr. 12, 1981) vs St. Louis |
| Most Points: | 3 - Ken Schinkel (Apr. 11, 1970) at Oakland (3-0) 3 - Dean Prentice (Apr. 11, 1970) at Oakland (0-3) 3 - Lowell MacDonald (Apr. 15, 1975) vs NYI (2-1) 3 - Jean Pronovost (Apr. 15, 1975) vs NYI (1-2) 3 - Ross Lonsberry (Apr. 12, 1980) vs Boston (2-1) 3 - George Ferguson (Apr. 12, 1980) vs Boston (0-3) 3 - George Ferguson (Apr. 9, 1981) at St. L. (1-2) 3 - Rod Schutt (Apr. 9, 1981) at St. Louis (1-2) 3 - Mike Bullard (Apr. 12, 1981) vs St. Louis (2-1) 3 - Randy Carlyle (Apr. 12, 1981) vs St. L. (2-1) 3 - Andre St. Laurent (Apr. 11, 1982) at NYI (2-1) 8 - Kim Clackson (Apr. 13, 1980) at Boston |
| Most Penalties: | |
| Most Penalty Minutes: | 32 - Tracy Pratt (Apr. 19, 1970) at St. Louis |

ONE PLAYOFF PERIOD

| | |
|------------------------------|--|
| Most Goals: | 2 - Ken Schinkel (Apr. 11, 1970) at Oakland 2 - Ken Schinkel (Apr. 9, 1972) vs Chicago 2 - Chuck Arnason (Apr. 8, 1975) vs St. Louis |
| Most Assists: | 2 - several players |
| Most Points: | 3 - George Ferguson (Apr. 9, 1981) at St. L. (1-2) |
| Most Penalties: | 6 - Kim Clackson (Apr. 13, 1980) at Boston |
| Most Penalty Minutes: | 26 - Kim Clackson (Apr. 13, 1980) at Boston |

OVERTIME GAMES

| | |
|-----------------------|---|
| April 13, 1982 | John Tonelli (NYI) scored against Michel Dion at 6:10 of overtime to give the Islanders a 4-3 win in the fifth and deciding game. |
| April 10, 1982 | Rick Kehoe scored at 4:14 of overtime against Billy Smith (NYI) in game #3 to give the Penguins a 2-1 victory. |
| April 14, 1981 | Mike Crombeen (St. Louis) scored at 25:16 of overtime against Greg Millen to give St. Louis a 4-3 win in game #5 and the series 3-2 |
| April 14, 1979 | George Ferguson scored at 0:47 of overtime against Bob Sauve (Buffalo) to win the third and deciding game of the three game series 4-3. |
| April 9, 1972 | Pit Martin (Chicago) scored at 0:12 of overtime against Jim Rutherford to Chicago a 6-5 win in game #4. Chicago won the series 4-0. |
| April 12, 1970 | Michel Briere scored at 8:28 of overtime against Gary Smith (Oakland) to give Pittsburgh a 3-2 win in game #4. The Penguins won the series 4-0. |

1988-89 NHL ALIGNMENT

The National Hockey League embarks upon its 72th regular season with conference and division alignments remaining the same.

PRINCE OF WALES CONFERENCE

PATRICK DIVISION

Pittsburgh Penguins
New Jersey Devils (4-3)
New York Islanders (3-4)
New York Rangers (4-3)
Philadelphia Flyers (3-4)
Washington Capitals (3-4)

ADAMS DIVISION

Boston Bruins (1-2)
Buffalo Sabres (1-2)
Hartford Whalers (1-2)
Montreal Canadiens (2-1)
Quebec Nordiques (2-1)

CLARENCE CAMPBELL CONFERENCE

NORRIS DIVISION

Chicago Black Hawks (2-1)
Detroit Red Wings (2-1)
Minnesota North Stars (1-2)
St. Louis Blues (2-1)
Toronto Maple Leafs (1-2)

SMYTHE DIVISION

Calgary Flames (2-1)
Edmonton Oilers (2-1)
Los Angeles Kings (1-2)
Vancouver Canucks (1-2)
Winnipeg Jets (1-2)

Numbers in parenthesis indicate number of games against each opponent by Pittsburgh for the 1988-89 season (home-away).

UNBALANCED SCHEDULE

Each of the 21 teams will play an 80-game schedule with those teams in the Smythe, Norris and Adams Division having eight games (four home and four away) against each of their divisional opponents, plus three games against each of the remaining 16 teams in the league. In the case of the three games, teams will play two home and one away or vice-versa, alternating the extra home game each year.

STANLEY CUP PLAYOFFS

At the conclusion of the regular schedule, the top four finishers in each division will qualify for the Stanley Cup Playoffs.

The opening round features divisional playoffs that will have the first place club oppose the fourth place team and second versus third in the best-of-seven series. The winners of each series will advance to a best-of-seven divisional final series, with the team gaining higher standing during the regular season holding home-ice advantage.

The four divisional winners will meet in a best-of-seven conference championship. The Smythe Division winner will face the Norris Division winner for the Campbell Conference title and the Patrick Division winner will face the Adams Division winner for the Prince of Wales Conference crown. Teams with the most points during the regular season will have home-ice advantage.

Conference winners will meet in the Stanley Cup Finals in a best-of-seven series, again with the team having the most regular season points getting the home-ice advantage. The finals will be played in a 2-2-1-1-1 setup with the home team advantage having the first and second, fifth (if needed) and seventh (if needed) games in their building.

For the third consecutive year, all playoff series will be scheduled on a 2-2-1-1-1 basis.

TIE BREAKING PROCEDURE

If two or more teams in the same division finish the regular season with an equal number of points, the following criteria, in order, are used to determine the order of finish:

- (1) The greater number of victories by each club.
- (2) The greater number of points earned by each club in games played among each club.
- (3) The greater differential between goals scored for and against during the entire 80-game season by each club.

**1988 STANLEY CUP PLAYOFFS
DIVISION SEMI-FINALS
WALES CONFERENCE**

ADAMS DIVISION

SERIES 1 (MONTREAL won 4-2)

Wed. Apr. 6 Hartford 3 (Brodeur) at MONTREAL 4 (ROY)
Thu. Apr. 7 Hartford 3 (Brodeur) at MONTREAL 7 (ROY)
Sat. Apr. 9 MONTREAL 4 (ROY) at Hartford 3 (Liut)
Sun. Apr. 10 Montreal 5 (Roy) at HARTFORD 7 (LIUT)
Tue. Apr. 12 HARTFORD 3 (BRODEUR) at Montreal 1 (Hayward)
Thu. Apr. 14 MONTREAL 2 (HAYWARD) at Hartford 1 (Brodeur)

Richer
Lemieux
Walter
Dineen
Wilson
Richer

SERIES 2 (BOSTON won 4-2)

Wed. Apr. 6 Buffalo 3 (Barrasso) at BOSTON 7 (LEMELIN)
Thu. Apr. 7 Buffalo 1 (Barrasso) at BOSTON 4 (LEMELIN)
Sat. Apr. 9 Boston 2 (Moog) at BUFFALO 6 (BARRASSO)
Sun. Apr. 10 Boston 5 (Lemelin) at BUFFALO 6 (PUPPA)
Tue. Apr. 12 Buffalo 4 (Puppa) at BOSTON 5 (LEMELIN)
Thu. Apr. 14 BOSTON 5 (MOOG) at Buffalo 2 (Barrasso)

Kluzak
Shoebottom
Tucker
Tucker*
Middleton
Plett

* John Tucker scored at 5:32 of overtime

PATRICK DIVISION

SERIES 1 (NEW JERSEY won 4-2)

Wed. Apr. 6 New Jersey 3 (Burke) at NY ISLANDERS 4 (HRUDEY)
Thu. Apr. 7 NEW JERSEY 3 (SAUVE) at NY Islanders (Hrudey)
Sat. Apr. 9 NY Islanders 0 (Hrudey) at NEW JERSEY 3 (BURKE)
Sun. Apr. 10 NY ISLANDERS 5 (HRUDEY) at New Jersey 4 (Burke)
Tue. Apr. 12 NEW JERSEY 4 (BURKE) at NY Islanders 2 (Hrudey)
Thu. Apr. 14 NY Islanders 5 (Hrudey) at NEW JERSEY 6 (BURKE)

LaFontaine*
Johnson
Daneyko
Sutter**
Conacher
Sundstrom

** Pat LaFontaine scored at 6:11 of overtime

* Brent Sutter scored at 15:07 of overtime

SERIES 2 (WASHINGTON won 4-3)

Wed. Apr. 6 PHILADELPHIA 4 (HEXTALL) at Washington 2 (Peeters)
Thu. Apr. 7 Philadelphia 4 (Hextall) at WASHINGTON 5 (PEETERS)
Sat. Apr. 9 Washington 3 (Peeters) at PHILADELPHIA 4 (HEXTALL)
Sun. Apr. 10 Washington 4 (Malarchuk) at PHILADELPHIA 5 (LAFOREST)
Tue. Apr. 12 Philadelphia 2 (Hextall) at WASHINGTON 5 (PEETERS)
Thu. Apr. 14 WASHINGTON 7 (PEETERS) at Philadelphia 2 (Hextall)
Sat. Apr. 16 Philadelphia 4 (Hextall) at WASHINGTON 5 (PEETERS)

Poulin
Miller
Samuelsson
Craven*
Hatcher
Gustafsson
Hunter**

* Murray Craven scored at 1:18 of overtime

** Dale Hunter scored at 5:57 of overtime

CAMPBELL CONFERENCE

NORRIS DIVISION

SERIES 1 (DETROIT won 4-2)

Wed. Apr. 7 TORONTO 6 (BESTER) at Detroit 2 (Hanlon)
Thu. Apr. 8 Toronto 2 (Bester) at DETROIT 6 (HANLON)
Sat. Apr. 9 DETROIT 6 (STEFAN) at Toronto 3 (Bester)
Sun. Apr. 10 DETROIT 8 (HANLON) at Toronto 0 (Wregg)
Tue. Apr. 12 TORONTO 6 (BESTER) at Detroit 5 (Stefan)
Thu. Apr. 14 DETROIT 5 (STEFAN) at Toronto 3 (Bester)

Osborne
Klima
Klima
Oates
Olczyk*
Burr

* Ed Olczyk scored at 0:34 of overtime

SERIES 2 (ST. LOUIS won 4-1)

Wed. Apr. 6 Chicago 1 (Pang) at ST. LOUIS 4 (MILLEN)
Thu. Apr. 7 Chicago 2 (Mason) at ST. LOUIS 3 (MILLEN)
Sat. Apr. 9 St. Louis 3 (Millen) at CHICAGO 6 (PANG)
Sun. Apr. 10 ST. LOUIS 6 (MILLEN) at Chicago 5 (Pang)
Tue. Apr. 12 Chicago 3 (Pang) at ST. LOUIS 5 (MILLEN)

Hull
Hull
Savard
Hrkac
Hull

SMYTHE DIVISION

SERIES 1 (CALGARY won 4-1)

Wed. Apr. 6 Los Angeles 2 (Melanson) at CALGARY 9 (VERNON)
Thu. Apr. 7 Los Angeles 4 (Healy) at CALGARY 6 (VERNON)
Sat. Apr. 9 Calgary 2 (Vernon) at LOS ANGELES 5 (HEALY)
Sun. Apr. 10 CALGARY 7 (VERNON) at Los Angeles 3 (Healy)
Tue. Apr. 12 Los Angeles 4 (Healy) at CALGARY 6 (VERNON)

Otto
Tonelli
Robitaille
Hunter
Hunter

SERIES 2 (EDMONTON won 4-1)

Wed. Apr. 6 Winnipeg 4 (Berthiaume) at EDMONTON 7 (FUHR)
Thu. Apr. 7 Winnipeg 2 (Berthiaume) at EDMONTON 3 (FUHR)
Sat. Apr. 9 Edmonton 4 (Fuhr) at WINNIPEG 6 (BERTHIAUME)
Sun. Apr. 10 EDMONTON 5 (FUHR) at Winnipeg 3 (Berthiaume)
Tue. Apr. 12 Winnipeg 2 (Berthiaume) at EDMONTON 6 (FUHR)

Simpson
Simpson
Gilhen
Lacombe
Kurri

**DIVISION FINALS
WALES CONFERENCE**

ADAMS DIVISION

SERIES 1 (BOSTON won 4-1)

Mon. Apr. 18 Boston 2 (Moog) at MONTREAL 5 (HAYWARD)
Wed. Apr. 20 BOSTON 4 (LEMELIN) at Montreal 3 (Hayward)
Fri. Apr. 22 Montreal 1 (Roy) at BOSTON 3 (LEMELIN)
Sun. Apr. 24 Montreal 0 (Roy) at BOSTON 2 (LEMELIN)
Tue. Apr. 26 BOSTON 4 (LEMELIN) at Montreal (Roy)

Lemieux
Neely
Sweeney
Middleton
Neely

PATRICK DIVISION

SERIES 1 (NEW JERSEY won 4-3)

Mon. Apr. 18 New Jersey 1 (Burke) at WASHINGTON 3 (PEETERS)
Wed. Apr. 20 NEW JERSEY 5 (BURKE) at Washington 2 (Peeters)
Fri. Apr. 22 Washington 4 (Peeters) at NEW JERSEY 10 (BURKE)
Sun. Apr. 24 WASHINGTON 4 (PEETERS) at New Jersey 1 (Burke)
Tue. Apr. 26 NEW JERSEY 3 (SAUVE) at Washington 1 (Malarchuk)
Thu. Apr. 28 WASHINGTON 7 (PEETERS) at New Jersey 2 (Burke)
Sat. Apr. 30 NEW JERSEY 3 (BURKE) at Washington 2 (Peeters)

Murphy
Broten
Carlsson
Sundstrom
Kurvers
Leach
MacLean

CAMPBELL CONFERENCE

NORRIS DIVISION

SERIES 1 (DETROIT won 4-1)

Tue. Apr. 19 St. Louis 4 (Millen) at DETROIT 5 (STEFAN)
Thu. Apr. 21 St. Louis 0 (Millen) at DETROIT 6 (STEFAN)
Sat. Apr. 23 Detroit 3 (Stefan) at ST. LOUIS 6 (MILLEN)
Mon. Apr. 25 DETROIT 3 (HANLON) at St. Louis 1 (Millen)
Wed. Apr. 27 St. Louis 3 (Millen) at DETROIT 4 (STEFAN)

Gallant
Klima
McKegney
Klima
Higgins

SMYTHE DIVISION

SERIES 1 (EDMONTON won 4-0)

Tue. Apr. 19 EDMONTON 3 (FUHR) at Calgary 1 (Vernon)
Thu. Apr. 21 EDMONTON 5 (FUHR) at Calgary 4 (Vernon)
Sat. Apr. 23 Calgary 2 (Vernon) at EDMONTON 4 (FUHR)
Mon. Apr. 25 Calgary 4 (Wamsley) at EDMONTON 6 (FUHR)

Kurri
Gretzky*
Anderson
Hannan

* Wayne Gretzky scored at 7:54 of overtime

CONFERENCE CHAMPIONSHIPS

WALES CONFERENCE

SERIES 1 (BOSTON won 4-3)

Mon. May 2 New Jersey 3 (Sauve) at BOSTON 5 (LEMELIN)
Wed. May 4 NEW JERSEY 3 (BURKE) at Boston 2 (Lemelin)
Fri. May 6 BOSTON 6 (LEMELIN) at New Jersey 1 (Burke)
Sun. May 8 Boston 1 (Lemelin) at NEW JERSEY 3 (BURKE)
Tue. May 10 New Jersey 1 (Burke) at BOSTON 7 (LEMELIN)
Thu. May 12 Boston 3 (Lemelin) at NEW JERSEY 6 (BURKE)
Sat. May 14 New Jersey 2 (Burke) at BOSTON 6 (LEMELIN)

Bourque
Brown*
Joyce
Verbeek
Janney
MacLean
Middleton

* Doug Brown scored at 17:46 of overtime

CAMPBELL CONFERENCE

SERIES 1 (EDMONTON won 4-1)

Tue. May 3 Detroit 1 (Stefan) at EDMONTON 4 (FUHR)
Thu. May 5 Detroit 3 (Stefan) at EDMONTON 5 (FUHR)
Sat. May 7 Edmonton 2 (Fuhr) at DETROIT 5 (HANLON)
Mon. May 9 EDMONTON 4 (FUHR) at Detroit 3 (Hanlon)
Wed. May 11 Detroit 4 (Stefan) at EDMONTON 8 (FUHR)

Gregg
Simpson
Probert
Kurri*
Acton

* Jari Kurri scored at 11:02 of overtime

STANLEY CUP CHAMPIONSHIP

SERIES 1 (EDMONTON won 4-0)

Wed. May 18 Boston 1 (Moog) at EDMONTON 2 (FUHR)
Fri. May 20 Boston 2 (Lemelin) at EDMONTON 4 (FUHR)
Sun. May 22 EDMONTON 6 (FUHR) at Boston 3 (Lemelin)
Thu. May 26 Boston 3 (Moog) at EDMONTON 6 (FUHR)

Acton
Gretzky
Tikkanen
Gretzky

PLAYOFF SCORING LEADERS

| PLAYER - TEAM | GP | G | A | PTS | +/- | PP | SH | GW | SOG |
|-------------------------------|----|----|----|-----|-----|----|----|----|-----|
| Wayne Gretzky, Edmonton | 19 | 12 | 31 | 43 | 9 | 5 | 1 | 3 | 62 |
| Mark Messier, Edmonton | 19 | 11 | 23 | 34 | 9 | 7 | 1 | 0 | 42 |
| Jari Kurri, Edmonton | 19 | 14 | 17 | 31 | 15 | 5 | 0 | 3 | 57 |
| Esa Tikkanen, Edmonton | 19 | 10 | 17 | 27 | 2 | 5 | 0 | 1 | 42 |
| Ken Linseman, Boston | 23 | 11 | 14 | 25 | 4 | 4 | 0 | 0 | 45 |
| Glenn Anderson, Edmonton | 19 | 9 | 16 | 25 | 5 | 4 | 0 | 1 | 43 |
| Bob Probert, Detroit | 16 | 8 | 13 | 21 | 8 | 5 | 0 | 1 | 26 |
| Ray Bourque, Boston | 23 | 3 | 18 | 21 | 16 | 0 | 0 | 1 | 65 |
| Adam Oates, Detroit | 16 | 8 | 12 | 20 | -2 | 4 | 0 | 1 | 33 |
| Patrick Sundstrom, New Jersey | 18 | 7 | 13 | 20 | 7 | 3 | 0 | 1 | 33 |
| Craig Simpson, Edmonton | 19 | 13 | 6 | 19 | 4 | 3 | 0 | 3 | 33 |
| John Chabot, Detroit | 16 | 4 | 15 | 19 | 13 | 1 | 0 | 0 | 32 |

INDIVIDUAL LEADERS

| GOALS | | ASSISTS | |
|-------------------------|----|-------------------------|----|
| Jari Kurri, Edmonton | 14 | Wayne Gretzky, Edmonton | 31 |
| Craig Simpson, Edmonton | 13 | Mark Messier, Edmonton | 23 |
| Wayne Gretzky, Edmonton | 12 | Ray Bourque, Boston | 18 |
| Mark Messier, Edmonton | 11 | Jari Kurri, Edmonton | 17 |
| Ken Linseman, Boston | 11 | Esa Tikkanen, Edmonton | 17 |

| POWER PLAY GOALS | | GAME WINNING GOALS | |
|--------------------------|---|-------------------------|---|
| Mark Messier, Edmonton | 7 | Petr Klima, Detroit | 4 |
| Rick Vaive, Chicago | 5 | Brett Hull, Calgary | 3 |
| Bob Probert, Detroit | 5 | Wayne Gretzky, Edmonton | 3 |
| Mark Johnson, New Jersey | 5 | Jari Kurri, Edmonton | 3 |
| Wayne Gretzky, Edmonton | 5 | Rick Middleton, Boston | 3 |
| Jari Kurri, Edmonton | 5 | Craig Simpson, Edmonton | 3 |
| Esa Tikkanen, Edmonton | 5 | | |

| SHOTS | | PLUS/MINUS | |
|-------------------------|----|-----------------------|-----|
| Cam Neely, Boston | 71 | Randy Gregg, Edmonton | +17 |
| Ray Bourque, Boston | 65 | Steve Smith, Edmonton | +16 |
| Wayne Gretzky, Edmonton | 62 | Ray Bourque, Boston | +16 |
| Jari Kurri, Edmonton | 57 | Jari Kurri, Edmonton | +15 |

GOALTENDING LEADERS

| PLAYER - TEAM | GP | MINS | GA | AVG |
|--------------------------|----|------|----|------|
| Rejean Lemelin, Boston | 17 | 1027 | 45 | 2.63 |
| Grant Fuhr, Edmonton | 19 | 1136 | 55 | 2.90 |
| Glen Hanlon, Detroit | 8 | 431 | 22 | 3.06 |
| Pete Peeters, Washington | 12 | 654 | 34 | 3.12 |

| WINS | | SAVE PERCENTAGE | |
|--------------------------|----|--------------------------|------|
| Grant Fuhr, Edmonton | 16 | Rejean Lemelin, Boston | .895 |
| Rejean Lemelin, Boston | 11 | Pete Peeters, Washington | .895 |
| Sean Burke, New Jersey | 9 | Sean Burke, New Jersey | .889 |
| Pete Peeters, Washington | 7 | Patrick Roy, Montreal | .889 |

| SHUTOUTS | |
|------------------------|---|
| Glen Hanlon, Detroit | 1 |
| Sean Burke, New Jersey | 1 |
| Greg Stefan, Detroit | 1 |
| Rejean Lemelin, Boston | 1 |

NHL ALL STAR GAME

| | |
|---------|--|
| 1987-88 | Paul Coffey - Prince of Wales Conference Mario Lemieux - Prince of Wales Conference |
| 1986-87 | Mario Lemieux - NHL All Stars |
| 1985-86 | Mario Lemieux - Prince of Wales Conference |
| 1984-85 | Mario Lemieux - Prince of Wales Conference |
| 1983-84 | Mike Bullard - Prince of Wales Conference |
| 1982-83 | Rick Kehoe - Prince of Wales Conference |
| 1981-82 | Randy Carlyle - Prince of Wales Conference Michel Dion - Prince of Wales Conference |
| 1980-81 | Randy Carlyle - Prince of Wales Conference Rick Kehoe - Prince of Wales Conference |
| 1979-80 | Ron Stackhouse - Prince of Wales Conference |
| 1978-79 | NHL Challenge Cup vs Soviet Union - No Penguin players selected. |
| 1977-78 | Jean Pronovost - Prince of Wales Conference |
| 1976-77 | Jean Pronovost - Prince of Wales Conference |
| 1975-76 | Dave Burrows - Prince of Wales Conference Pierre Larouche - Prince of Wales Conference Jean Pronovost - Prince of Wales Conference |
| 1974-75 | Syl Apps - Prince of Wales Conference Pierre Larouche - Prince of Wales Conference Jean Pronovost - Prince of Wales Conference |
| 1973-74 | Dave Burrows - Western Division Lowell MacDonald - Western Division Al McDonough - Western Division |
| 1972-73 | Lowell MacDonald - Western Division Greg Polis - Western Division |
| 1971-72 | Greg Polis - Western Division |
| 1970-71 | Greg Polis - Western Division |
| 1969-70 | Dean Prentice - Western Division Bob Woytowich - Western Division |
| 1968-69 | Ken Schinkel - Western Division |
| 1967-68 | Ken Schinkel - NHL All Stars |

GREG POLIS was the first Penguin player to ever win a car when he scored two goals in the 1973 All Star Game at Madison Square Garden in New York City.

SYL APPS followed suit in 1975 when he was named the MVP following the game in the Montreal Forum.

MARIO LEMIEUX became the third Pittsburgh representative to win the Most Valuable Player Award when he scored two goals and one assist in the 1985 All Star Game at Calgary.

MARIO LEMIEUX added his second All-Star Most Valuable Player award, as he set new all star records with three goals and six points, including the overtime game-winning goal.

The 1989 NHL All Star game will be played on Tuesday, February 7, 1989 in Edmonton. Pittsburgh will host the NHL All-Star Game for the first time in 1990.

PENGUIN AWARD WINNERS

MICHEL BRIERE MEMORIAL TROPHY - ROOKIE OF THE YEAR

1987-88 - Rob Brown
 1986-87 - No Winner
 1985-86 - Jim Johnson
 1984-85 - Mario Lemieux
 1983-84 - Roberto Romano
 1982-83 - Dave Hannan
 1981-82 - Mike Bullard
 1980-81 - Mark Johnson
 1979-80 - Paul Marshall
 1978-79 - Greg Millen & Rod Schutt
 1977-78 - Peter Lee
 1976-77 - Greg Malone
 1975-76 - No Winner
 1974-75 - Pierre Larouche
 1973-74 - Ron Lalonde
 1972-73 - No Winner
 1971-72 - Dave Burrows
 1970-71 - Greg Polis
 1969-70 - Michel Briere
 1968-69 - Jean Pronovost
 1967-68 - Les Binkley

BILL McCracken Memorial Award - Unsung Hero

1987-88 - Dave Hunter
 1986-87 - Dan Frawley
 1985-86 - Randy Cunneynworth & Dave Hannan
 1984-85 - Gary Rissling
 1983-84 - Gary Rissling
 1982-83 - Andre St. Laurent
 1981-82 - Pat Boutette
 1980-81 - Paul Gardner
 1979-80 - Russ Anderson
 1978-79 - George Ferguson
 1977-78 - Dave Schultz
 1976-77 - Wayne Bianchin
 1975-76 - Ron Stackhouse
 1974-75 - Gary Inness
 1973-74 - Ron Schock
 1972-73 - Lowell MacDonald
 1971-72 - Duane Rupp
 1970-71 - Bob Blackburn
 1969-70 - Val Fonteyne

COLUSSY CHEVROLET LEADING POINT SCORER

1987-88 - Mario Lemieux
 1986-87 - Mario Lemieux
 1985-86 - Mario Lemieux
 1984-85 - Mario Lemieux
 1983-84 - Mike Bullard
 1982-83 - Doug Shedden
 1981-82 - Rick Kehoe
 1980-81 - Rick Kehoe
 1979-80 - Rick Kehoe
 1978-79 - Greg Malone
 1977-78 - Jean Pronovost
 1976-77 - Jean Pronovost
 1975-76 - Pierre Larouche
 1974-75 - Ron Schock
 1973-74 - Syl Apps
 1972-73 - Syl Apps
 1971-72 - Syl Apps
 1970-71 - Bryan Hexall
 1969-70 - Dean Prentice
 1968-69 - Ken Schinkel
 1967-68 - Andy Bathgate

MURRAY HILL JEWELERS AWARD - PLAYER'S PLAYER

1987-88 - Mario Lemieux
 1986-87 - Dan Quinn & Randy Cunneynworth
 1985-86 - Terry Ruskowski
 1984-85 - Warren Young

1983-84 - Denis Herron
 1982-83 - Pat Boutette
 1981-82 - Mike Bullard
 1980-81 - Rick Kehoe
 1979-80 - Rick Kehoe
 1978-79 - Greg Malone
 1977-78 - Denis Herron
 1976-77 - Denis Herron
 1975-76 - Jean Pronovost
 1974-75 - Ron Schock
 1973-74 - Jean Pronovost
 1972-73 - Lowell MacDonald
 1971-72 - Jean Pronovost
 1970-71 - Jean Pronovost
 1969-70 - Jean Pronovost & Dean Prentice
 1968-69 - Val Fonteyne

FOODLAND AWARD MOST VALUABLE PLAYER

1987-88 - Mario Lemieux
 1986-87 - Mario Lemieux
 1985-86 - Mario Lemieux
 1984-85 - Mario Lemieux
 1983-84 - Mike Bullard
 1982-83 - Doug Shedden
 1981-82 - Michel Dion
 1980-81 - Randy Carlyle
 1979-80 - George Ferguson
 1978-79 - Ron Stackhouse & Orest Kindrachuk
 1977-78 - Pete Mahovlich
 1976-77 - Dunc Wilson
 1975-76 - Pierre Larouche
 1974-75 - Ron Schock & Ron Stackhouse
 1973-74 - Syl Apps, Dave Burrows, Jean Pronovost & Lowell MacDonald
 1972-73 - Dave Burrows
 1971-72 - Jean Pronovost
 1970-71 - Ron Schock
 1969-70 - Jean Pronovost
 1968-69 - Keith McCreary
 1967-68 - Les Binkley

JAMES G. BALMER AWARD CONTRIBUTION TO HOCKEY

1980-81 - Adolph J. Donadeo
 1979-80 - Mark Johnson
 1978-79 - Baz Bastien
 1977-78 - Pete Mahovlich
 1975-76 - Ken Schinkel
 1974-75 - Jack Button
 1973-74 - Lowell MacDonald
 1972-73 - Jack Riley
 1971-72 - Pittsburgh Penguin Partners
 1970-71 - Michel Briere
 1969-70 - Red Kelly
 1968-69 - Jimmy Jordan
 1966-67 - Baz Bastien

BOOSTER CLUB AWARD STAR OF GAME LEADER

1987-88 - Mario Lemieux
 1986-87 - Mario Lemieux
 1985-86 - Mario Lemieux
 1984-85 - Mario Lemieux
 1983-84 - Mike Bullard
 1982-83 - Michel Dion
 1981-82 - Michel Dion
 1980-81 - Randy Carlyle
 1979-80 - George Ferguson
 1978-79 - Randy Carlyle
 1977-78 - Denis Herron
 1976-77 - Dunc Wilson
 1975-76 - Dave Burrows
 1974-75 - Vic Hadfield

SEASON OPENERS

| | | | | | |
|---------|---------|-----------------|----------------|----------------|---------|
| 1987-88 | Oct. 8 | at NY Rangers | Pittsburgh 4 | NY Rangers 4 | (9-8-4) |
| 1986-87 | Oct. 9 | vs Washington | Pittsburgh 5 | Washington 4 | (9-8-3) |
| 1985-86 | Oct. 10 | vs Montreal | Montreal 3 | Pittsburgh 5 | (8-8-3) |
| 1984-85 | Oct. 11 | at Boston | Boston 4 | Pittsburgh 3 | (8-7-3) |
| 1983-84 | Oct. 4 | at St. Louis | St. Louis 5 | Pittsburgh 3 | (8-6-3) |
| 1982-83 | Oct. 5 | at New Jersey | Pittsburgh 3 | New Jersey 3 | (8-5-3) |
| 1981-82 | Oct. 6 | at St. Louis | St. Louis 6 | Pittsburgh 2 | (8-5-2) |
| 1980-81 | Oct. 9 | at Philadelphia | Philadelphia 7 | Pittsburgh 4 | (8-4-2) |
| 1979-80 | Oct. 10 | vs Winnipeg | Pittsburgh 4 | Winnipeg 2 | (8-3-2) |
| 1978-79 | Oct. 11 | vs Toronto | Toronto 3 | Pittsburgh 2 | (7-3-2) |
| 1977-78 | Oct. 12 | vs St. Louis | Pittsburgh 4 | St. Louis 2 | (7-2-2) |
| 1976-77 | Oct. 6 | vs Vancouver | Pittsburgh 9 | Vancouver 5 | (6-2-2) |
| 1975-76 | Oct. 7 | at Washington | Pittsburgh 4 | Washington 2 | (5-2-2) |
| 1974-75 | Oct. 9 | at Minnesota | Pittsburgh 4 | Minnesota 2 | (4-2-2) |
| 1973-74 | Oct. 12 | at Atlanta | Pittsburgh 4 | Atlanta 3 | (3-2-2) |
| 1972-73 | Oct. 7 | vs Los Angeles | Pittsburgh 4 | Los Angeles 2 | (2-2-2) |
| 1971-72 | Oct. 9 | vs Philadelphia | Pittsburgh 3 | Philadelphia 2 | (1-2-2) |
| 1970-71 | Oct. 10 | vs Buffalo | Buffalo 2 | Pittsburgh 1 | (0-2-2) |
| 1969-70 | Oct. 11 | vs California | Pittsburgh 2 | California 2 | (0-1-2) |
| 1968-69 | Oct. 12 | vs Montreal | Pittsburgh 1 | Montreal 1 | (0-1-1) |
| 1967-68 | Oct. 11 | vs Montreal | Montreal 2 | Pittsburgh 1 | (0-1-0) |

HOME OPENERS

| | | | | | |
|---------|---------|-----------------|--------------|----------------|----------|
| 1987-88 | Oct. 13 | vs Buffalo | Pittsburgh 8 | Buffalo 3 | (12-7-2) |
| 1986-87 | Oct. 9 | vs Washington | Pittsburgh 5 | Washington 4 | (11-7-2) |
| 1985-86 | Oct. 10 | vs Montreal | Montreal 3 | Pittsburgh 5 | (10-7-2) |
| 1984-85 | Oct. 17 | vs Vancouver | Pittsburgh 4 | Vancouver 3 | (10-6-2) |
| 1983-84 | Oct. 8 | vs NY Rangers | NY Rangers 6 | Pittsburgh 1 | (9-6-2) |
| 1982-83 | Oct. 9 | vs NY Rangers | NY Rangers 5 | Pittsburgh 3 | (9-5-2) |
| 1981-82 | Oct. 10 | vs Quebec | Pittsburgh 2 | Quebec 1 | (9-4-2) |
| 1980-81 | Oct. 11 | vs Winnipeg | Pittsburgh 5 | Winnipeg 4 | (8-4-2) |
| 1979-80 | Oct. 10 | vs Winnipeg | Pittsburgh 4 | Winnipeg 2 | (7-4-2) |
| 1978-79 | Oct. 11 | vs Toronto | Toronto 3 | Pittsburgh 2 | (6-4-2) |
| 1977-78 | Oct. 12 | vs St. Louis | Pittsburgh 4 | St. Louis 2 | (6-3-2) |
| 1976-77 | Oct. 6 | vs Vancouver | Pittsburgh 9 | Vancouver 5 | (5-3-2) |
| 1975-76 | Oct. 11 | vs Washington | Pittsburgh 7 | Washington 5 | (4-3-2) |
| 1974-75 | Oct. 12 | vs Detroit | Pittsburgh 7 | Detroit 2 | (3-3-2) |
| 1973-74 | Oct. 13 | vs NY Rangers | NY Rangers 8 | Pittsburgh 2 | (2-3-2) |
| 1972-73 | Oct. 7 | vs Los Angeles | Pittsburgh 4 | Los Angeles 2 | (2-2-2) |
| 1971-72 | Oct. 9 | vs Philadelphia | Pittsburgh 3 | Philadelphia 2 | (1-2-2) |
| 1970-71 | Oct. 10 | vs Buffalo | Buffalo 2 | Pittsburgh 1 | (0-2-2) |
| 1969-70 | Oct. 11 | vs California | Pittsburgh 2 | California 2 | (0-1-2) |
| 1968-69 | Oct. 12 | vs Montreal | Pittsburgh 1 | Montreal 1 | (0-1-1) |
| 1967-68 | Oct. 11 | vs Montreal | Montreal 2 | Pittsburgh 1 | (0-1-0) |

AWAY OPENERS

| | | | | | |
|---------|---------|-----------------|----------------|--------------|----------|
| 1987-88 | Oct. 8 | at NY Rangers | Pittsburgh 4 | NY Rangers 4 | (7-10-4) |
| 1986-87 | Oct. 12 | at Chicago | Pittsburgh 4 | Chicago 1 | (7-10-3) |
| 1985-86 | Oct. 16 | at Chicago | Pittsburgh 5 | Chicago 5 | (6-10-3) |
| 1984-85 | Oct. 11 | at Boston | Boston 4 | Pittsburgh 3 | (6-10-2) |
| 1983-84 | Oct. 4 | at St. Louis | St. Louis 5 | Pittsburgh 3 | (6-9-2) |
| 1982-83 | Oct. 5 | at New Jersey | Pittsburgh 3 | New Jersey 3 | (6-8-2) |
| 1981-82 | Oct. 6 | at St. Louis | St. Louis 6 | Pittsburgh 2 | (6-8-1) |
| 1980-81 | Oct. 9 | at Philadelphia | Philadelphia 7 | Pittsburgh 4 | (6-7-1) |
| 1979-80 | Oct. 14 | at Boston | Pittsburgh 4 | Boston 1 | (6-6-1) |
| 1978-79 | Oct. 12 | at Boston | Boston 8 | Pittsburgh 2 | (5-6-1) |
| 1977-78 | Oct. 14 | at Washington | Washington 2 | Pittsburgh 1 | (5-5-1) |
| 1976-77 | Oct. 7 | at Montreal | Montreal 10 | Pittsburgh 1 | (5-4-1) |
| 1975-76 | Oct. 7 | at Washington | Pittsburgh 4 | Washington 2 | (5-3-1) |
| 1974-75 | Oct. 9 | at Minnesota | Pittsburgh 4 | Minnesota 2 | (4-3-1) |
| 1973-74 | Oct. 12 | at Atlanta | Pittsburgh 4 | Atlanta 3 | (3-3-1) |
| 1972-73 | Oct. 11 | at St. Louis | Pittsburgh 5 | St. Louis 2 | (2-3-1) |
| 1971-72 | Oct. 10 | at Buffalo | Buffalo 2 | Pittsburgh 1 | (1-3-1) |
| 1970-71 | Oct. 15 | at Minnesota | Minnesota 4 | Pittsburgh 2 | (1-2-1) |
| 1969-70 | Oct. 19 | at Boston | Boston 4 | Pittsburgh 0 | (1-1-1) |
| 1968-69 | Oct. 16 | at Toronto | Pittsburgh 2 | Toronto 2 | (1-0-1) |
| 1967-68 | Oct. 13 | at St. Louis | Pittsburgh 3 | St. Louis 1 | (1-0-0) |

ATTENDANCE FIGURES

| | | | | | |
|--------------|------------------|------------|---------------|------------|------------|
| 1987-88 | 606,638* | 40 | 15,166* | 26* | 36* |
| 1986-87 | 598,614 | 40 | 14,965 | 26* | 35 |
| 1985-86 | 503,020 | 40 | 12,576 | 13 | 21 |
| 1984-85 | 400,711 | 40 | 10,018 | 4 | 9 |
| 1983-84 | 273,550 | 40 | 6,839 | 0 | 2 |
| 1982-83 | 336,300 | 40 | 8,408 | 1 | 2 |
| 1981-82 | 451,965 | 40 | 11,299 | 5 | 11 |
| 1980-81 | 413,407 | 40 | 10,335 | 0 | 9 |
| 1979-80 | 426,156 | 40 | 10,653 | 2 | 8 |
| 1978-79 | 457,209 | 40 | 11,430 | 3 | 14 |
| 1977-78 | 421,933 | 40 | 10,548 | 2 | 10 |
| 1976-77 | 401,580 | 40 | 10,040 | 1 | 5 |
| 1975-76 | 458,198 | 40 | 11,455 | 2 | 9 |
| 1974-75 | 448,975 | 40 | 11,224 | 11 | 12 |
| 1973-74 | 396,197 | 39 | 10,159 | 4 | 5 |
| 1972-73 | 436,601 | 39 | 11,195 | 7 | 7 |
| 1971-72 | 375,711 | 39 | 9,634 | 5 | 5 |
| 1970-71 | 377,182 | 39 | 9,671 | 3 | 3 |
| 1969-70 | 265,936 | 38 | 6,998 | 0 | 0 |
| 1968-69 | 228,285 | 38 | 6,008 | 0 | 0 |
| 1967-68 | 274,049 | 37 | 7,407 | 0 | 0 |
| TOTAL | 8,552,217 | 829 | 10,316 | 115 | 203 |

| | | | |
|-----------|---------|----|--------|
| October | 73,089 | 6 | 12,182 |
| November | 78,933 | 5 | 15,787 |
| December | 137,515 | 9 | 15,279 |
| January | 110,703 | 7 | 15,815 |
| February | 77,054 | 5 | 15,411 |
| March | 113,176 | 7 | 16,168 |
| April | 16,168 | 1 | 16,168 |
| Monday | 16,168 | 1 | 16,168 |
| Tuesday | 148,844 | 10 | 14,884 |
| Wednesday | 133,226 | 9 | 14,803 |
| Thursday | 68,576 | 5 | 13,715 |
| Friday | 48,504 | 3 | 16,168 |
| Saturday | 158,984 | 10 | 15,898 |
| Sunday | 32,336 | 2 | 16,168 |

*Club Record

RADIO PLAY BY PLAY ANNOUNCERS

| | | |
|---------|---------------|------|
| 1967-68 | Ed Conway | WTAE |
| 1968-69 | Ed Conway | WTAE |
| 1969-70 | Bill Hamilton | WEPP |
| 1970-71 | Jim Forney | KDKA |
| 1971-72 | Jim Forney | KDKA |
| 1972-73 | Jim Forney | KDKA |
| 1973-74 | Jim Starkey | KDKA |
| 1974-75 | Mike Lange | KDKA |
| 1975-76 | Gary Morrell | KQV |
| 1976-77 | Mike Lange | KDKA |
| 1977-78 | Mike Lange | KDKA |
| 1978-79 | Mike Lange | KDKA |
| 1979-80 | Mike Lange | WWSW |
| 1980-81 | Mike Lange | WWSW |
| 1981-82 | Mike Lange | KQV |
| 1982-83 | Mike Lange | KQV |
| 1983-84 | Mike Lange | KQV |
| 1984-85 | Mike Lange | KDKA |
| 1985-86 | Mike Lange | KDKA |
| 1986-87 | Mike Lange | KDKA |
| 1987-88 | Mike Lange | KDKA |

RADIO/TELEVISION



Mike Lange (left) teams up with Paul Steigerwald for Penguin broadcasts.

The 1988-89 season will mark Mike Lange's 14th year in the Pens' broadcast booth as he will again call all the action. Mike will be joined on all broadcasts by Paul Steigerwald with color commentary, intermission and post game interviews.

Games will be broadcast on KDKA Radio and the Penguins' Radio Network. In addition, 25 road games will be simulcast on WPGH-TV and the Penguins' Television Network including three Sunday afternoon games.

PENGUINS RADIO NETWORK:
 KDKA Radio (1020 AM) Pittsburgh
 WBVP Radio (1230 AM) Beaver Falls
 WHJB Radio (620 AM) Greensburg
 WESA Radio (940 AM) Charleroi
 WKST Radio (1280 AM) New Castle
 WCCS Radio (1160 AM) Indiana
 WRCK Radio (600 AM) Slippery Rock

PENGUINS TELEVISION NETWORK:
 WPGH-TV (Channel 53) Pittsburgh
 WWCP-TV (Channel 8) Johnstown/Altoona

PITTSBURGH PENGUINS TELEVISION SCHEDULE

| DAY | DATE | OPPONENT | TIME |
|-----------|---------|-----------------|---------|
| Friday | Oct. 7 | at Washington | 8:00 PM |
| Friday | Oct. 21 | at New Jersey | 7:30 PM |
| Saturday | Oct. 29 | at Montreal | 8:00 PM |
| Sunday | Oct. 30 | at NY Rangers | 7:30 PM |
| Sunday | Nov. 6 | at Philadelphia | 7:00 PM |
| Saturday | Nov. 19 | at NY Islanders | 7:00 PM |
| Friday | Nov. 25 | at Washington | 8:00 PM |
| Thursday | Dec. 8 | at Philadelphia | 7:30 PM |
| Thursday | Dec. 15 | at NY Islanders | 8:00 PM |
| Wednesday | Dec. 21 | at Toronto | 8:00 PM |
| Friday | Dec. 23 | at New Jersey | 7:30 PM |
| Monday | Dec. 26 | at Hartford | 7:30 PM |
| Thursday | Jan. 1 | at Minnesota | 8:30 PM |
| Sunday | Jan. 15 | at NY Rangers | 1:30 PM |
| Tuesday | Jan. 17 | at NY Islanders | 8:00 PM |
| Saturday | Jan. 21 | at Edmonton | 9:30 PM |
| Sunday | Feb. 5 | at Boston | 1:00 PM |
| Friday | Feb. 17 | at Buffalo | 7:30 PM |
| Saturday | Feb. 25 | at NY Islanders | 7:00 PM |
| Sunday | Feb. 26 | at Hartford | 7:30 PM |
| Friday | Mar. 3 | at Washington | 8:00 PM |
| Sunday | Mar. 12 | at Chicago | 2:30 PM |
| Thursday | Mar. 16 | at New Jersey | 7:30 PM |
| Sunday | Mar. 26 | at NY Rangers | 7:30 PM |
| Sunday | Apr. 2 | at Philadelphia | 7:00 PM |

PENGUINS ON THE ROAD

BOSTON BRUINS

G.M. - Harry Sinden
Coach - Terry O'Reilly
P.R. - Nate Greenberg
Arena - Boston Garden (14,673)
150 Causeway St.
Boston, MA 02114
Phone - (617) 227-3209
Hotel - Marriott Long Wharf
Phone - (617) 227-0800

BUFFALO SABRES

G.M. - Gerry Meehan
Coach - Ted Sator
P.R. - John Gurtler
Arena - Memorial Auditorium (16,433)
140 Main St.
Buffalo, NY 14202
Phone - (716) 856-7300
Hotel - Hilton
Phone - (716) 845-5100

CALGARY FLAMES

G.M. - Cliff Fletcher
Coach - Terry Crisp
P.R. - Rick Skaggs
Arena - Olympic Saddledome (16,703)
P.O. Box 1540
Station "M"
Calgary, Alta. T2P 3B9
Phone - (403) 261-0475
Hotel - Westin Hotel
Phone - (403) 266-1611

CHICAGO BLACKHAWKS

G.M. - Bob Pulford
Coach - Mike Keenan
P.R. - Jim DeMaria
Arena - Chicago Stadium (17,263)
1800 W. Madison St.
Chicago, IL 60612
Phone - (312) 733-5300
Hotel - The Drake
Phone - (312) 787-2200

DETROIT RED WINGS

G.M. - Jim Devellano
Coach - Jacques Demers
P.R. - Bill Jamieson
Arena - Joe Louis Arena (19,275)
600 Civic Center Dr.
Detroit, MI 48226
Phone - (313) 567-7333
Hotel - Omni International
Phone - (313) 568-8000

EDMONTON OILERS

G.M. - Glen Sather
Coach - Glen Sather
P.R. - Bill Tuele
Arena - Northlands Coliseum (17,300)
7424 118th Ave.
Edmonton, Alta. T5B 4M9
Phone - (403) 474-8561
Hotel - Westin
Phone - (403) 426-3636

HARTFORD WHALERS

G.M. - Emile Francis
Coach - Larry Pleau
P.R. - Phil Langan
Arena - Hartford Civic Center (14,557)
One Civic Center Plaza
Hartford, CT 06103
Phone - (203) 728-3366
- Parkview Hilton
Phone - (203) 249-5611

LOS ANGELES KINGS

G.M. - Rogie Vachon
Coach - Robbie Florek
P.R. - Dave Courtney
Arena - The Forum (16,005)
3900 W. Manchester Blvd.
Inglewood, CA 90306
Phone - (213) 419-3160
Hotel - Stouffer Concourse
Phone - (213) 216-5858

MINNESOTA NORTH STARS

G.M. - Jack Ferreira
Coach - Pierre Page
P.R. - Joe Janasz
Arena - Met Sports Center (15,184)
7901 Cedar Ave. South
Bloomington, MN 55420
Phone - (612) 853-9333
Hotel - The Registry Hotel
Phone - (612) 854-2244

MONTREAL CANADIENS

G.M. - Serge Savard
Coach - Pat Burns
P.R. - Michele Lapointe
Arena - Montreal Forum (16,074)
2313 St. Catherine St. West
Montreal, Que. H3H 1N2
Phone - (514) 932-2582
Hotel - Sheraton Centre
Phone - (514) 878-2000

NEW JERSEY DEVILS

G.M. - Lou Lamoriello
Coach - Jim Schoenfeld
P.R. - Dave Freed
Arena - Byrne Meadowlands Arena (19,023)
P.O. Box 504
East Rutherford, NJ 07073
Phone - (201) 935-6050
Hotel - Meadowlands Holiday Inn
Phone - (201) 348-2000

NEW YORK ISLANDERS

G.M. - Bill Torrey
Coach - Terry Simpson
P.R. - Greg Bouris
Arena - Nassau Memorial Coliseum (15,230)
Hempstead Turnpike
Uniondale, NY 11553
Phone - (516) 794-4100
Hotel - Long Island Marriott
Phone - (516) 794-3800

NEW YORK RANGERS

G.M. - Phil Esposito
Coach - Michel Bergeron
P.R. - John Halligan
Arena - Madison Square Garden (17,500)
4 Pennsylvania Plaza
New York, NY 10001
Phone - (212) 563-8036
Hotel - Loews Summit
Phone - (212) 736-5000

PHILADELPHIA FLYERS

G.M. - Bob Clarke
Coach - Paul Holmgren
P.R. - Rodger Gottlieb
Arena - The Spectrum (17,147)
Pattison Place
Philadelphia, PA 19148
Phone - (215) 465-4500
Hotel - The Hershey Hotel
Phone - (215) 893-1600

QUEBEC NORDIQUES

G.M. - Martin Madden
Coach - Ron Lapointe
P.R. - Nicole Bouchard/Jean Martineau
Arena - Quebec Coliseum (15,250)
2205 Ave. du Colisee
Quebec, Que. G1L 4W7
Phone - (418) 529-8441
Hotel - Hilton International
Phone - (418) 692-3861

ST. LOUIS BLUES

G.M. - Ron Caron
Coach - Brian Sutter
P.R. - Susie Mathieu
Arena - The Arena (17,968)
5700 Oakland Ave.
St. Louis, MO 63110
Phone - (314) 781-5300
Hotel - Omni International
Phone - (314) 241-6664

NHL - MONTREAL

Pres. - John Ziegler, Jr.
Exec V.P. - Brian O'Neill
P.R. - Gary Meagher
Stats - Benny Ercolani
960 Sun Life Bldg.
1155 Metcalfe St.
Montreal, Que H3B 2W2
PHONE - (514) 871-9220

NHL - TORONTO

V.P., Project Development - Scotty Morrison
Executive Director, Hockey Operations - Jim Gregory
Director of Officiating - John McCauley
Supervisor of Officials - Bryan Lewis
Central Scouting -
Suite 200
1 Greensboro Dr.
Rexdale, Ont. M9W 1C8
Phone - (416) 245-2926 (Officiating)
Phone - (416) 245-1813 (Central Scouting)

TORONTO MAPLE LEAFS

G.M. - Gord Stellick
Coach - John Brophy
P.R. - Bob Stellick
Arena - Maple Leaf Gardens (16,485)
60 Carlton St.
Toronto, Ont. M5B 1L1
Phone - (416) 977-1641
Hotel - Hilton International
Phone - (416) 869-3456

VANCOUVER CANUCKS

G.M. - Pat Quinn
Coach - Bob McCammon
P.R. - Darcy Rota
Arena - Pacific Coliseum (15,613)
100 N. Renfrew St.
Vancouver, B.C. V5K 3N7
Phone - (604) 254-5141
Hotel - Pan Pacific Vancouver Hotel
Phone - (604) 662-8111

WASHINGTON CAPITALS

G.M. - David Poile
Coach - Bryan Murray
P.R. - Lou Corletto
Arena - Capital Centre (18,130)
Landover, MD 20786
Phone - (301) 350-3400
Hotel - Greenbelt Marriott
Phone - (301) 441-3700

WINNIPEG JETS

G.M. - John Ferguson
Coach - Dan Maloney
P.R. - Murray Harding
Arena - Winnipeg Arena (15,430)
15-1430 Maroons Road
Winnipeg, Man. R3G 0L5
Phone - (204) 772-9491
Hotel - Westin
Phone - (204) 957-1350

NHL - NEW YORK

Pres - Gil Stein
V.P. - Steve Ryan
P.R. - Gerry Helper
Shannon Shay
500 Fifth Ave.
New York, NY 10110
Phone - (212) 398-1100

NOTES / AUTOGRAPHS

SUN MON TUE WED THU FRI SAT
OCTOBER

| | | | | | | | | | |
|--------------|----|-----|-----|----|--------------|-------------|-----|-----|-------------|
| 2 | 3 | 4 | 5 | 6 | WAS TV-53 | 7 | 8 | | |
| 9 | 10 | WAS | BUF | 12 | 13 | 14 | STL | 15 | |
| 16 | 17 | PHI | 18 | 19 | 20 | NJ TV-53 | 21 | CHI | 22 |
| 23 | 24 | CAL | 25 | 26 | STL | 27 | 28 | MON | 29 TV-53 |
| NYR TV-53 | 30 | 31 | | | | | | | |

NOVEMBER

| | | | | | | | | | | |
|--------------|----|----|-----|-----|----|-----|-------------|--------------|-----|----|
| | | | VAN | 1 | 2 | QUE | 3 | 4 | 5 | |
| PHI TV-53 | 6 | 7 | EDM | 8 | 9 | TOR | 10 | 11 | LA | 12 |
| VAN | 13 | 14 | 15 | TOR | 16 | 17 | 18 | NYI TV-53 | 19 | |
| 20 | 21 | 22 | NYR | 23 | 24 | WAS | 25 TV-53 | 26 | PHI | |
| 27 | 28 | 29 | WAS | 30 | | | | | | |

DECEMBER

| | | | | | | | | | | |
|-----|--------------|-----|-----|-----|--------------|--------------|-------------|-----|----|----|
| | | | | | | 1 | 2 | NYI | 3 | |
| BOS | 4 | 5 | CHI | 6 | 7 | PHI TV-53 | 8 | 9 | NJ | 10 |
| 11 | 12 | 13 | LA | 14 | NYI TV-53 | 15 | 16 | DET | 17 | |
| 18 | 19 | NYI | 20 | TOR | 21 TV-53 | 22 | NJ TV-53 | 23 | 24 | |
| 25 | HAR TV-53 | 26 | 27 | 28 | PHI | 29 | 30 | NJ | 31 | |

JANUARY

| | | | | | | | | | | |
|--------------|-----|-----|--------------|----|--------------|----|-----|-----|-----|-------------|
| 1 | WAS | 2 | 3 | 4 | 5 | 6 | VAN | 7 | | |
| 8 | 9 | NYI | 10 | 11 | MIN TV-53 | 12 | 13 | NYR | 14 | |
| NYR TV-53 | 15 | 16 | NYI TV-53 | 17 | 18 | 19 | WIN | 20 | EDM | 21 TV-53 |
| 22 | 23 | 24 | WIN | 25 | 26 | 27 | 28 | DET | 29 | |
| 29 | 30 | MON | 31 | | | | | | | |

SUN MON TUE WED THU FRI SAT
FEBRUARY

| | | | | | | | | | | |
|--------------|----|-----|------------------------|----|-----|-----|--------------|--------------|-----|----|
| | | | | 1 | PHI | 2 | STL | 3 | 4 | |
| BOS TV-53 | 5 | 6 | AH-Star Game EDM | 7 | 8 | QUE | 9 | 10 | QUE | 11 |
| CAL | 12 | 13 | BUF | 14 | 15 | 16 | BUF TV-53 | 17 | NYR | 18 |
| 19 | 20 | MIN | 21 | 22 | DET | 23 | 24 | NYI TV-53 | 25 | |
| HAR TV-53 | 26 | 27 | 28 | | | | | | | |

MARCH

| | | | | | | | | | | |
|--------------|-----|----|-----|-----|-----|-------------|----|-----|------------|----|
| | | | | | NJ | 1 | 2 | WAS | 3 TV-53 | 4 |
| EDM | 5 | 6 | LA | 7 | 8 | CAL | 9 | WIN | 10 | 11 |
| CHI TV-53 | 12 | 13 | BOS | 14 | 15 | NJ TV-53 | 16 | 17 | MON | 18 |
| 19 | MIN | 20 | 21 | WAS | 22 | 23 | 24 | NJ | 25 | |
| NYR TV-53 | 26 | 27 | 28 | 29 | HAR | 30 | 31 | | | |

APRIL

| | | | | | | | | | | | |
|--------------|---|---|---|---|---|---|---|--|--|-----|---|
| | | | | | | | | | | NYR | 1 |
| PHI TV-53 | 2 | 3 | 4 | 5 | 6 | 7 | 8 | | | | |

HOME GAMES
 AWAY GAMES
 All homes games start at 7:30 P.M. except Dec. 31 and Jan. 14 which start at 2:30 P.M.
 *indicates afternoon game.