

PITTSBURGH PENGUINS

1992-93 YEARBOOK



AND OFFICIAL GUIDE

Editor:

Phil Langan

Associate Editors:

Harry Sanders
Cindy Himes
Steve Bovino

Contributors:

Emily Nordstrom
Christine Span
Elaine Heufelder

Photographers:

Bruce Bennett
Denny Cavanaugh
Ken Barron

Printed by:

Herrmann Printing
October, 1992

Cover design by:

Renee Rose
Montage Graphics



Since 1984, Mario Lemieux has been the heart and soul of the Pittsburgh Penguins. Lemieux's power, grace, speed and total perception of everything happening on the ice make him the greatest all around player in the game today. He basically takes the game to its highest level.

TABLE OF CONTENTS

1992-93 Schedule	IFC
Staff Directory	2
Howard Baldwin	3
Morris Belzberg and Thomas Ruta	4
Penguins Vice Presidents	5
Edward J. DeBartolo	6
New Logo	6
A Tribute to Bob Johnson	7
Craig Patrick	8-9
Penguins Coaches	10-11
Team Physician	11
Director of Player Development	12
Penguins Scouts	13-14
Training: Strength Staff	15
Equipment Staff	16
Radio-TV Personnel	17
TV and Radio Information	18
Amateur Hockey Development	19
Staff Photos	20-21
Press Information	22-23
Pittsburgh Civic Arena	24-25
Community Relations	26
Penguins Alumni Team/Booster Club	27
Cleveland Lumberjacks	28
NHL Information and Points of Interest	29-32
Medical Terminology	33-34
Player Biographies	36-94
1992 Entry Draft	96-97
1992-93 Roster	98-100
1991-92 Review	102-108
1991-92 Penguins Transactions	109
1991-92 NHL Recap	110
1991-92 Muskegon Recap	110
Opponent Section	112-155
Top Scorers vs. Pittsburgh	156-160
Penguins Year by Year/ Home and Away Records	162
Penguins History	163-165
Penguins Award Winners	166-170
Penguins 25th Anniversary Team	171
Penguins Hall of Fame	172
Penguins Annual Reviews	173-196
All Time Roster	197-208
Penguins Draft History	209-212
All-Time Penguins NHL Numbers	213
Penguins All-Stars & Olympians	215
Penguins Best Comebacks	216
Penguins Presidents, General Managers, Captains & Scouts	217
Penguins Honors and Awards	218
Penguins Playoff Records	220-236
Penguins All-Time Regular Season Leaders	238-239
Penguins Career Records	240
Best Records In Seasonal Series	240
Special Teams/Opponent Records	241
Penguins Leaders by Seasons	242-243
Penguins Regular Season Records	244-258
Penguins Overtime Results	259
Penguins Shutouts (for and against)	260-262
Penguins Hat Tricks	263-264
Opponent Hat Tricks	265-266
Penguins Penalty Shots	267
Penguins Season/Home/Road Openers	268
Civic Arena Records	269
Penguins Coaches Records	270-271
Media Covering the Penguins	272

The Pittsburgh Penguins Fan Phone will start operations on November 1 and will be on 24 hours a day. The Fan Phone will feature game reports, game previews and player interviews.



THE PITTSBURGH PENGUINS



PHONE: 412-642-1800

Gate 9, Civic Arena
Pittsburgh, PA 15219

FAX: 412-642-1859

Ownership Howard Baldwin, Morris Belzberg, Thomas Ruta
President & Governor Howard Baldwin

ADMINISTRATION:

Executive Vice President & Chief Financial Officer Donn Patton
Senior Vice President, Marketing & Sales Bill Barnes
General Counsel J. Paul Marthia
Executive Secretaries Elaine Heufelder,
Paula Nichols

HOCKEY OPERATIONS

Executive Vice President & General Manager Craig Patrick
Director of Player Development & Recruitment William "Scotty" Bowman
Head Coach TBA
Assistant Coaches Rick Kehoe, Rick Paterson, Barry Smith
Goaltending Coach & Scout Gilles Meloche
Strength & Conditioning Coach John Welday
Equipment Manager Steve Latin
Trainer Clark "Corky" Osborn
Assistant Equipment Manager Kevin Greenway
Scouting Staff Greg Malone, Les Binkley, John Gill, Charlie Hodge, Ralph Cox
Team Physician Dr. Charles Burke
Team Dentists Dr. Raymond Rainka,
Dr. Ronald Linaburg, Dr. David Donatelli
Executive Secretary Tracey Botstardi
Team Video Coordinator Howard Baldwin, Jr.
Team Secretary Christine Span

PUBLIC AND COMMUNITY RELATIONS

Director of Public Relations Cindy Himes
Director of Media Relations Harry Sanders
Director of Publications Emily Nordstrom
Director of Amateur Hockey Development George Kirk

FINANCE

Controller Kevin Hart
Accounting Staff Eric Brandenburg, Barb Wisniewski,
Amy Novak, Rick Patterson

TICKETING

Director of Ticket Sales Jeff Mercer
General Manager, Choice Seat Mark Watkins
Box Office Manager Carol Coulson
Marketing Representatives Chuck Saller, Steve Swetoha, Terri Dobos Young
Choice Seat Staff Edna Greeley, Julie Kapples,
Augie Manfredo, Tony Miller, Tim Porco

SALES AND COMMUNICATIONS

Vice President, Sales & Communications Bill Strong
Director of Advertising Sales Dave Peart
Director of Communications & Sales Service Dana Young
Sales Representative Chris Clark

MERCHANDISING

Vice President, Merchandising Bill Cox
Director of Merchandising Tim Carey
Director of Promotions Jill Thomas
Merchandising Representatives Rob Gedrys, Louise Stock

FOR PENGUINS SEASON TICKET AND GROUP SALES INFORMATION, CALL
642-1985 OR 642-2086. FOR SINGLE GAME INFORMATION, CALL 642-1800



Howard Baldwin
President and Owner

Howard Baldwin...A leader in the formation of a new professional sports league...The catalyst in the historic NHL-WHA merger...A community leader...A creative and progressive force in the NHL move through the '80s and '90s.

Baldwin, 50, serves as the Pittsburgh Penguins President and represents the club on the National Hockey League Board of Governors. Baldwin, Thomas Ruta and Morris Belzberg purchased the club in November of 1991. Immediately, they solidified the franchise by approving long-term contracts for Kevin

Stevens, Ron Francis and Ulf Samuelsson and by signing General Manager Craig Patrick to a multi-year deal.

"The Penguins are the defending Stanley Cup champions with a bright future," Baldwin said. "We have some exciting young players, a quality farm system and an experienced and respected hockey operations staff that will continue to produce a successful hockey team. On top of that, Pittsburgh is truly a 'City of Champions' and a city that is one of the most progressive in the country with sports fans that are second to none."

Baldwin was a founder and the managing general partner of the New England Whalers, an original franchise in the World Hockey Association. The Whalers won the first WHA-AVCO Cup Championship in 1973. Although relatively successful in Boston, the Whalers needed their own building, and so Baldwin moved the Club to Hartford in 1974. The city was looking for a major tenant for its new Civic Center Coliseum, the vehicle for the revitalization of downtown Hartford. The marriage between the Whalers and Hartford turned out to be a good one.

Five years later (1977), Baldwin was President of the WHA, and in 1979, at the age of 37, he guided his league into merger talks with the established NHL that eventually brought Hartford, Winnipeg, Quebec and Edmonton of the WHA into the NHL family.


Baldwin continued to serve as the Whalers managing general partner until the Whalers were sold to local ownership in 1988 for \$31 million, the largest single sales price in the history of the National Hockey League. In the three years previous to the sale, the Whalers drew record crowds and enjoyed great financial success. Baldwin also led the way in the formation of a community relations program that was second to none in professional sports. Thanks to Whalers-related activities, over \$600,000 was raised for the team's major charity, The UConn Children's Cancer Fund.

Following the sale of the Whalers, Baldwin served as an advisor to several NHL teams and was involved in the purchase of the Minnesota North Stars in 1990, which prevented the team from being moved to California. Baldwin sold his interest in the club to Norman Green who had purchased a majority interest in the team.

A highly-respected member of the NHL Board of Governors, Baldwin has served on the league's advisory, finance, forward planning, pension and television committees.

A graduate of the Salisbury School, Baldwin played college baseball at Boston University. He later served in the Marines before joining the Philadelphia Flyers organization, where he served as Business Manager of the club's minor league Jersey Devils affiliate. Later he joined the parent club, first as Ticket Manager, then as head of the Flyers' sales and promotions staff.

Baldwin and his wife Karen reside in Los Angeles, California, and Wareham, Massachusetts. He has three children, Scott, Rebecca, and Howard, Jr.



MORRIS BELZBERG
Owner

Morris Belzberg has been a director of Budget Rent A Car since 1968 and Chairman of the Executive Committee since 1988.

Belzberg, who joined Budget Corporation in 1965 as Vice President for Canadian Operations, was appointed Vice President of Franchising and Marketing in 1967. When Budget was acquired by Transamerica Corporation in 1968, he was named Executive Vice President, President in 1969, Chief Executive Officer in 1971, Chairman of the Board in 1986

and Chairman of the Executive Committee in 1988. In October, 1991, Belzberg retired as Chairman of the Executive Committee but continues to sit on Budget's board of directors and holds the title of Chairman Emeritus of Budget Rent A Car Corporation.

Born in Calgary, Alberta, Canada in 1929, Belzberg began his association with Budget Rent A Car as its first licensee in Canada. He opened the first Budget location there in 1962 and acquired additional franchises over the next three years.

When Belzberg joined Corporate headquarters in Chicago in 1965, his experience as a licensee enabled him to spearhead aggressive marketing and legal efforts in the U.S. to open airport terminals to Budget licensees and to expand distribution of the Budget System worldwide.

Belzberg and his wife Sema split their time between their residences in Chicago, Illinois and Palm Springs, California. They are the parents of three children and grandparents of five.



THOMAS V. RUTA
Owner

Thomas V. Ruta was one of the founding partners of the widely respected New York Certified Public Accounting firm of Behan, Ling & Ruta. He is currently serving as the firm's Chairman and President.

Ruta graduated first in his class from Fordham University and was granted an MBA, with Distinction, from Pace University. He is a qualified CPA in the states of New York, New Jersey and Minnesota.

He has served on the Fordham University Alumni Board of Governors and is presently an Alternate Governor to the NHL.

Tom and his wife Kathleen live in New York City and spend their summers on Martha's Vineyard.

It is estimated that local and out-of-town fans spent over 12 million dollars in Pittsburgh during the 1992 playoffs.



DONN PATTON
Executive Vice President
and Chief Financial Officer

Donn Patton joined the Pittsburgh Penguins in November 1991 with the approval by the National Hockey League of the new owners Howard Baldwin, Morris Belzberg and Tom Ruta. Patton oversees the business aspects of the franchise operations.

Prior to joining the Penguins, Patton was the CFO and senior vice president of Spectacor Management Group (SMG). SMG manages arenas, stadiums and convention centers throughout the United States. Included in that list are the Civic Arena and Three Rivers Stadium in Pittsburgh.

From 1981 to 1988 Patton was associated with the Philadelphia Flyers, serving last as its executive vice president for finance and administration.

Patton began his business career upon graduation from Gannon College as a staff accountant with Price Waterhouse in 1973. He later served as an audit manager until 1981 in the firm's Small Business Group in the Philadelphia office.

Patton and his wife Jeanne have been married 20 years, residing with their three children (Jason, Michelle and Stephanie) in Upper St. Clair.



BILL BARNES
Senior Vice President
of Marketing and Sales

Bill Barnes was named senior vice president of marketing and sales for the Pittsburgh Penguins last May.

"Bill Barnes is one of the most respected names in professional sports marketing," Team president Howard Baldwin said. "He worked with me for 18 years in Hartford and then spent 15 months with the New York Islanders. His experience and creativity will be a major plus

for the hockey club."

Barnes was in charge of the Whalers' marketing efforts from the club's start in Boston and right through its successful emergence as a professional sports team in Hartford. His marketing program was the most imitated in the National Hockey League and his telemarketing program became a model for the League.

Barnes was vice president of marketing and public relations in Hartford, and vice president of marketing and sales with the Islanders whom he joined in March of 1990.

Barnes is a graduate of Providence College. He and his wife Martha have five children.

**The Penguins sold out 53 regular season games in 1991-92,
and all 10 playoff games.**



When Howard Baldwin, Morris Belzberg and Tom Ruta purchased the Pittsburgh Penguins from The DeBartolo Corporation in November of 1991, Baldwin made it a point to recognize the efforts of Edward J. DeBartolo in the Penguins drive to the Stanley Cup.

"Ed DeBartolo saved hockey in Pittsburgh," Baldwin said. "He stepped forward at a time the team needed solid leadership. His hiring of Craig Patrick, which ultimately led to the hiring of Bob Johnson and Scotty Bowman, is one of the real highlights of club history."

In addition to the Penguins, the DeBartolo family has also brought success to its holdings in professional football and thoroughbred racing. The San Francisco 49ers of the National Football League (directed/operated by Edward J. DeBartolo, Jr.) have won four Super Bowl championships.

Mr. DeBartolo's achievements in sports have been matched by his leadership in the shopping center industry. Today, DeBartolo is the nation's largest developer and manager of shopping malls.

In 1986, DeBartolo was among 80 people chosen to receive the Ellis Island Medal of Honor presented to American citizens who have distinguished themselves and preserved the values of their heritage. The medal was first presented in celebration of the Statue of Liberty's 200 birthday and will only be awarded once every 100 years.

PENGUINS NEW LOGO


The Pittsburgh Penguins Hockey Club will have a new logo this year, it was announced last July by team president Howard Baldwin.

"Logo changes are happening in all phases of American business, including professional sports," Baldwin said. "We have made our change with a respect for the past by retaining the Penguin, the triangle, the colors and by using traditional lettering. Our new logo also incorporates a modernized Penguin to stay in tune with the 90s.

"We spent a long time thinking about this change," Baldwin added, "and in the long run we feel it is best for the club.


"However, I do want to emphasize that we are not discarding the old logo. We still have a wide range of merchandise with the old logo for sale, and it will also be showcased in all of our memorabilia exhibits."

The new logo was designed by Vance, Wright, Adams and Associates, a Pittsburgh design firm, and will be featured on a full line of Penguins merchandise.



PENGUINS WILL HAVE MASCOT IN 1992-93

The Penguins will highlight a new mascot during the 1992-93 season. The mascot will be at all home games, and will make both charity and commercial appearances. A contest to name the mascot is now being held.



IN MEMORIAM
BOB JOHNSON

March 4, 1931 - November 26, 1991

The entire hockey world mourned the passing of coaching legend Bob Johnson. In only one year, his guidance and teaching methods molded the Pittsburgh Penguins into the 1991 Stanley Cup Champions.

Johnson was a career coach for over thirty years at all levels of hockey. He began his coaching career in 1956 at Warroad High School in Minnesota before advancing to the college level with Colorado College in 1963. In 1966, he was named the first hockey coach at the University of Wisconsin, and during his 15-year career with the Badgers he led his club to three NCAA championships. While at Wisconsin, Johnson also coached the US National Team in 1973, 1974, 1975 and 1981 as well as the US Olympic team in 1976.

The success he enjoyed at the amateur level quickly carried over to the professional ranks beginning in 1982 with the Calgary Flames, where, in five seasons, he guided his club to its first Campbell Conference Championship and the Stanley Cup Finals in 1986. During his tenure with Calgary, Johnson coached Team USA in the 1981, 1984 and 1987 Canada Cup tournaments. He was also coach of the 1991 USA squad when felled with his illness in August, 1991.

Johnson's love of the game extended beyond the coaching ranks. In 1987, he began a three-year stint as Executive Director of USA Hockey where he supervised a period of unprecedented growth of amateur hockey throughout the United States.

Ultimately, his love of the coaching profession and desire to teach the game led to his return to the NHL in 1990-91. In just his first season with the Pittsburgh Penguins, he guided the club to its first Stanley Cup Championship.

In recognition of his outstanding contributions to the sport, Johnson was inducted into the US Hockey Hall of Fame on October 12, 1991 and the Professional Hockey Hall of Fame on September 21, 1992. He was also selected as one of three charter members of the Penguins Hall of Fame this year.

“It’s A Great Day For Hockey”



CRAIG PATRICK
Executive Vice President
and General Manager

When the Penguins were down three games to one in the Patrick Division Semi Finals to Washington last April, and facing a game five in Washington, General Manager Craig Patrick was still optimistic. "This is a team of character. They'll bounce back." And they did - to a second straight Stanley Cup Championship.

Patrick, who was signed to a new multi-year contract last February as general manager and executive vice president by the new owners, made all the right moves again last season including another blockbuster deal. In February, he traded with Los Angeles and Philadelphia to acquire Rick Tocchet, Kjell Samuelsson, Ken Wregget and Jeff Chrychun. Like the deal that brought Ron Francis and Ulf Samuelsson to Pittsburgh in March of 1991, these moves solidified the club and were major reasons Pittsburgh won the Cup again.

"We are extremely fortunate to have Craig Patrick with us for the next few years," Penguins President Howard Baldwin emphasized. "To our way of thinking, he is the best general manager in the National Hockey League."

Patrick was hired as general manager and interim head coach of the Penguins on December 5, 1989. The following June, he fine tuned the Penguins roster to a championship level and assembled one of the finest management teams in NHL history when he hired Bob Johnson as head coach and Scotty Bowman as director of player personnel.

A graduate of the University of Denver with a degree in Business Administration, Patrick helped the Pioneers to two NCAA Hockey Championships in 1968 and 1969. He then spent eight years as an NHL forward with California, St. Louis, Kansas City, Washington and Minnesota of the WHA before retiring in 1979. He also served as captain for Team USA in the 1979 World Championships in Moscow and played on the 1976 US Canada Cup team.

Patrick, 46, became a part of sports history that Americans will long remember when he served as assistant general manager and assistant coach of the 1980 gold-medal winning US Olympic Hockey team in Lake Placid, New York. He also served as co-general manager for Team USA in the 1991 Canada Cup Tournament.

He joined the New York Rangers' organization as director of operations in 1980 and became the youngest general manager in the team's history on June 14, 1981. He served the Rangers in that capacity through the 1985-86 season, guiding his team to the playoffs every year.

Prior to joining the Penguins, Patrick served as director of athletics and recreation for the University of Denver for two years.

Born in Detroit, Michigan, Craig grew up in New Haven and Boston with a heritage full of hockey history. His grandfather, Lester, served as head coach and general manager of the Rangers and led his team to three Stanley Cup Titles. His father Lynn was an All-Star winger with the Rangers and served as their head coach from 1948 to 1950. He also was general manager of the Boston Bruins for many years. Craig's uncle, Muzz Patrick, a former Canadian Heavyweight Amateur boxing champion, played defense for the Rangers then served as their general manager/head coach from 1954 to 1964.

Patrick and wife Sue reside in Pittsburgh with their daughter Erin and sons Cory and Ryan.




Craig Patrick receives congratulations from Penguins owner Howard Baldwin after his new contract was announced last February.

"We promised stability when we took over the franchise and that stability has to start at the top. I feel we have backed up our promise with the signing of Craig Patrick to a new contract...Quite simply, Craig Patrick is the finest general manager in the National Hockey League, and we wanted to make sure he stays in Pittsburgh... Craig's hiring of hockey legends like Bob Johnson and Scott Bowman, his astute trades and strong performance in the draft and his quiet, effective and creative leadership have given this City an outstanding professional sports franchise, and one of the best in the National Hockey League...Craig's goal is not just to compete, but to win. He works on that philosophy every day and he has the complete confidence and respect of our new ownership team. We are delighted that he is going to be with us for the next five years and, hopefully, for many years thereafter. In his added role as Executive Vice President, he will become more involved in overall management decisions."— *Howard Baldwin*



Patrick suits up for the Penguins Alumni Team whenever time allows.



The Patrick Family with daughter Erin on the left and wife Sue on the right along with sons Cory and Ryan.




RICK KEHOE
Assistant Coach

Rick Kehoe, 41, begins his sixth season on the Penguins coaching staff. An NHL right winger through 14 seasons, he broke into the NHL with Toronto after the Maple Leafs drafted him in 1971. After three seasons he was traded to Pittsburgh where he spent the remainder of his playing career making his mark in the Penguins record books.

A charter member of the Penguins Hall of Fame, Kehoe ranks second on the club's all-time scoring list with 636 points. He is second in all-time games played (722), third in goals (312), fourth in assists (324) and second in power play goals (95). During his career in Pittsburgh, Kehoe led the team in goals and points on three occasions. He recorded 25-or-more goals in nine of his 10 seasons as a Penguin while topping the 30-goal mark five times.

He was honored after the 1980-81 season winning the NHL's Lady Byng Trophy in recognition of a year when he set a club record for goals in a season with 55. He was also Pittsburgh's representative in the 1981 and 1983 NHL All-Star Games.

He resides in the South Hills of Pittsburgh with his wife Cathy and daughter Karrie.



BARRY SMITH
Assistant Coach

Barry Smith, 41, enters his third year on the Penguins coaching staff. Prior to joining Pittsburgh, he coached the 1989-90 season in Italy where he led Alleghe to a 17-7-1 record after assuming the head coaching duties in early November.

A native of western New York, Smith received a degree in physical education from Ithaca College in 1972. He also won three letters in football and hockey for the Bombers, and was elected to the school's Hall of Fame last summer.

He then joined the faculty of Elmira College where he earned a Masters Degree in education while serving as varsity hockey coach. His Elmira teams were in the playoffs five of six years, three times ECAC champions and twice NCAA finalists.

Smith went on to coach in Sweden from 1981-84 and Norway from 1984-86. He studied coaching techniques in the Soviet Union and Czechoslovakia and served as assistant coach of the Norwegian team in World Championship competition.

While in Europe, he began scouting the European ranks for the Buffalo Sabres' organization and in March of 1986 he was named an assistant coach for Buffalo. He served in that position for three seasons (1986-89) before returning to Europe to coach in Italy.

He and wife Mary have a son Ryan and daughter Molly.



RICK PATERSON
Assistant Coach

Rick Paterson, 34, joined the Penguins coaching staff in June of 1988 after a 10-year playing career spanning three leagues as a pro. During the 1991-92 season, he pre-scouted the pro leagues and prepared game plan strategy for each opponent during the playoffs.


Drafted by Chicago in the 1978 NHL Draft, Paterson spent his entire NHL career with the Blackhawks' organization. Known for his defensive-work as a forward and his penalty killing, he still owns the Blackhawks' record

for the fastest two short-handed goals scored in a game when he tallied the goals 2:30 apart vs Winnipeg during the 1984-85 campaign.

During his NHL career, Paterson played in 430 games for Chicago and scored a total of 50 goals with 14 coming when his team was short-handed. A dedicated and hard-working player, he was used, primarily, on Chicago's checking line and played at all three forward positions.

Ater the 1987-88 season, Paterson entertained the thought of working as a hockey referee and attended a school for on-ice officials in Canada.

Rick has operated his hockey school for local youths the past two summers in Pittsburgh. He and wife Anne have a daughter Brittany and reside in the Pittsburgh area.



DR. CHARLES BURKE
Team Physician

Dr. Charles "Chip" Burke has served as the Penguins' team physician since 1988. Prior to that time, he served the team on a consulting basis from 1985-87...A native of Boston, Burke graduated from Harvard College and completed his graduate studies at the University of Cincinnati College of Medicine. He is board certified and a member of the American Academy of Orthopaedic Surgeons...Burke serves as attending orthopaedic surgeon at Allegheny General and St. Margaret's Memorial Hospitals in Pittsburgh, specializing in sports medicine

and orthopaedic surgery with special interests in knee and shoulder surgery. In addition, he serves as an instructor at St. Margaret's Sports Medicine Clinic...Burke served as team physician for Team USA during the 1991 Canada Cup Tournament and is currently in practice with Dr. Barry Riemer and Dr. Spencer Butterfield...He and his wife Kathy are the parents of four children.



WILLIAM "SCOTTY" BOWMAN
Director of Player
Development & Recruitment

Scott Bowman, 59, led the Penguins to their second Stanley Cup championship in 1992 as he served the team as interim head coach after Bob Johnson fell ill prior to the 1991-92 season. It was Bowman's sixth Stanley Cup championship as a head coach.

Bowman joined the Penguins' organization as director of player development and recruitment on June 12, 1990 with an impressive list of credentials spanning two decades of NHL experience. He has the

distinction of being the winningest coach in NHL history with a total of 778 victories to his credit.

Bowman has experience at all levels of NHL team management. He entered the NHL coaching ranks in 1967-68 with St. Louis and led the Blues to three consecutive Stanley Cup appearances from 1968-70. He also served as the Blues' general manager during the 1969-70 and 1970-71 seasons. He then moved on to Montreal where he served as head coach from 1971 to 1979, guiding the Canadiens to five Stanley Cup Championships including four straight from 1976-79. During a 12-year period encompassing his tenures with St. Louis and Montreal, Bowman-coached teams appeared in eight Stanley Cup Finals.

In 1979, Bowman joined the Buffalo Sabres organization where he served as director of hockey operations and general manager and shared coaching responsibilities until 1987.

Bowman's winning tradition followed him to the international arena as Team Canada won the 1976 Canada Cup Tournament under his guidance as chief coach. He also served as head coach for Team Canada in the 1981 Canada Cup and coached the 1979 NHL All-Stars in the three-game series against the Soviet Union.

Bowman received NHL Coach of the Year honors in 1977 and was named The Hockey News Executive of the Year following the 1983-84 season.

In recognition of Bowman's achievements at the coaching and administrative levels, he was inducted into The Hockey Hall of Fame in the builders category on September 23, 1991.

Bowman worked with Hockey Night in Canada from 1987 to 1990 as an analyst. He and wife Suella have five children and reside in the Buffalo area.



Scott Bowman
addresses crowd
at Three Rivers
Stadium last June
after he coached
Penguins to
Stanley Cup

PENGUINS SCOUTS




GREG MALONE Head Scout

Greg Malone, 36, joined the Penguins' scouting staff in July of 1988 after an 11-year NHL playing career with Pittsburgh, Hartford and Quebec.

Hired to scout the Ontario area and CCHA in 1988-89, Malone was given additional responsibilities the following year as the team's head scout, a position he has held the past three seasons.

A Penguins center from 1976 to 1983, Malone ranks seventh on the club's all-time scoring list with 364 points. He ranks sixth in goals (143), ninth in assists (221) and is tied for eighth place with 495 games played. He recorded his best offensive season in 1978-79 when he led the Penguins in goals (35) and points (65).

Malone has operated his hockey school for the past five summers in Pittsburgh for local youths. He resides in the Pittsburgh area with sons Ryan and Mark.



CHARLIE HODGE Scout

Charlie Hodge was hired by the Penguins prior to the 1989-90 season and begins his fourth year on the Penguins scouting staff.

As an NHL goaltender, Hodge has 12 seasons of play to his credit including all or part of nine seasons with the Montreal Canadiens. In 1964, he won the Vezina Trophy as the NHL goaltender with the best goals against average posting a 2.26 average while recording eight shutouts. In 1966, he shared Vezina Trophy honors with teammate Lorne Worsley. He was a member of five Stanley Cup Championship teams with Montreal in 1958, 1959, 1960, 1965 and 1966 and was named to the NHL's Second All-Star Team in 1964 and 1965.

In 1967, he was drafted from Montreal by the California Seals in the NHL Expansion Draft. In 1969, he was loaned to Vancouver of the WHA where he played 13 regular season games before leading playoff goaltenders in goals against average with a 1.45 average and one shutout. He was drafted by Vancouver in the 1970 NHL Expansion Draft and retired as a player at the end of the 1970-71 season.

Hodge spent two plus seasons coaching in the Major Junior and Tier II leagues before joining the Winnipeg Jets' scouting staff in 1980. He and wife Sheila have three sons and five grandchildren and reside in Langley, British Columbia.



GILLES MELOCHE Goaltending Coach & Scout

Gilles Meloche joined the Penguins' management team in December of 1989 as goaltending coach and scout and has served in that position the past three years.


An NHL goaltender for 17 plus seasons, Meloche played in 888 games and registered 270 career wins while playing with Chicago, California, Cleveland, Minnesota and Pittsburgh. He played in the Stanley Cup playoffs six consecutive years with Minnesota from 1980 to 1985, including the North Stars' drive to the Stanley Cup Finals in 1980-81. He ranks second on Minnesota's all-time list of goaltenders in wins (141), shutouts (9) and games played (328).

Meloche first joined the Penguins' organization in September of 1985 via a trade and played his last three seasons as a Penguin before retiring from play in 1988. He and wife Nicole reside in his hometown of Montreal with son Eric and daughter Annie.




LES BINKLEY
Scout

One of the original Penguins, Binkley started his NHL career in Pittsburgh's inaugural season after the 1967 NHL expansion...He played five seasons with the Penguins from 1967 to 1972 and still holds the franchise record for most career shutouts with 11....Binkley ranks third among Penguins all-time goaltenders with 58 wins and ranks fifth in goals against average with 3.12...In 1972, he moved to the WHA where he played with Ottawa in 1972-73 and then Toronto from 1973 to 1976...He joined the New York Rangers' organization in 1977 serving as a scout and working on special assignments during the 1977-78 season. He was then hired by the Winnipeg Jets as their Chief Scout and served in that position from 1978 until 1989...Binkley returned to the Penguins' organization in 1989 and has served on the scouting staff the past three seasons. He and his wife Eleanor reside in Hanover, Ontario, and are the parents of a son Randy and a daughter Leslie.




RALPH COX
Scout

A two-time All American at the University of New Hampshire, Cox played varsity hockey while earning a business degree at UNH...He is the Wildcats' all-time leading scorer with 243 career points and their all-time leader in goals with 127...Cox was a member of the U.S. National Team in 1979 and participated in the U.S. Olympic program in 1980. From 1981-86 he worked in Europe as a player/coach for teams in Finland, Austria and Switzerland...In 1989, Cox joined the Penguins' organization as the team's New England scout. Entering his fourth year on the Penguins' scouting staff, he and his wife Elizabeth reside in the Boston area with daughter Delia and son Dylan.



JOHN GILL
Scout

John Gill broke into the NHL scouting ranks with Pittsburgh in 1984 serving as a part-time scout for the Minnesota/Midwest area...In 1987, he was hired on a full-time basis to scout high school, college and junior teams in North America. During the 1991-92 season, his responsibilities were increased to include Europe...A Minnesota native, Gill played in the Metro Junior A Hockey League with the Minneapolis Junior Bruins then moved on to semi-pro with Continental Hockey League teams in Madison, Peoria and Las Vegas...Gill is a graduate of Metropolitan State University and resides in Richfield, MN, with his wife Debbie and son Jeremy.



CLARK "CORKY" OSBORN Head Trainer

Corky Osborn joins the Penguins training staff this season after serving as head trainer for the Muskegon Lumberjacks during the 1991-92 campaign.


A native of Battlecreek, Michigan, Osborn attended Ohio State University and graduated from Ferris State University with a degree in Physical Education, specializing in Sports Medicine.

Osborn entered the hockey ranks as an assistant trainer for the Kalamazoo Wings in 1979. In 1984, he joined the Peoria Rivermen

as head trainer. He then moved on to the NY Rangers' organization in 1987, serving as trainer for their minor league affiliates in Denver then Flint. After three seasons he left the Rangers' organization to become head trainer of the Kansas City Blades for the 1990-91 season.

Osborn was selected to serve as head medical trainer for the Masters of Hockey Tournament in Stockholm, Sweden, during the summer of 1990.

He and wife Nyla are the parents of a daughter, Heather, and son Randall.



JOHN WELDAY Strength & Conditioning Coach

John Welday enters his fourth season as the Penguins Strength and Conditioning Coach.

Prior to joining the Pens, Welday worked five years as the strength and conditioning coach at Dartmouth College. During that time he also served as an instructor for physical education classes in strength training.

A Penn State graduate with a Bachelor's Degree in health and physical education, John played offensive tackle for the Nittany Lions in 1978 and 1979 until an injury confined him to the training room. He then served as an assistant strength coach with PSU from 1980 to 1983 working with the varsity athletes. He also worked as a teaching assistant for the PSU major's program on strength and conditioning.

A native of Toronto, Ohio, John and wife Jodi are the parents of son Jared (4) and daughter Jordan (3).

FIRST NHL TEAM IN PITTSBURGH

The 1967-68 Penguins were not the first NHL team to represent Pittsburgh. That honor belongs to the Pittsburgh Pirates who were here for five seasons (1925-26 to 1929-30), posting records of 19-16-1, 15-26-3, 19-17-8, 9-27-8 & 5-36-3.

PENGUINS STAFF



STEVE LATIN Equipment Manager

The 1992-93 season marks Steve Latin's fifth year as the Penguins equipment manager.

A graduate of Eastern Michigan University in Ypsilanti with an associate's degree in business, Latin began working in the NHL with Detroit in 1980. After six years with the Red Wings, he moved on to Hartford where he worked as the Whalers' assistant equipment manager the following two seasons.

Latin was selected to work as Team USA's equipment manager for the 1990 World Championships at Berne, Switzerland and

the 1991 Canada Cup Tournament.

A native of Dearborn, Michigan, Steve makes his home in Pittsburgh's North Hills area.



KEVIN GREENWAY Assistant Equipment Manager

Kevin enters his 15th season assisting the training staff of the Pittsburgh Penguins.

A graduate of Community College North Campus, with an associate's degree in business, Kevin began working for the Penguins prior to the 1978-79 season. He became a full-time employee prior to the 1982-83 season.

A Pittsburgh native, Kevin resides in the North Hills area.

Penguins Ticket Information

Individual game tickets are on sale at noon at the Civic Arena Box Office - Gate One and at 10 AM at all other Choice Seat outlets including: selected Kaufmann's, Horne's, National Record Marts, PharMor stores, and the TIX Booth downtown.

Charge by Phone: (412) 333-SEAT

For more information call (412) 642-PENS

Penguins Merchandise

Lots of great Penguins merchandise with the new logo is available now through mail order or by phone. To receive a free full color brochure, write to:

Penguins Mail Order Department
Civic Arena - Gate 9
Pittsburgh, PA 15219

Or call: **(412) 642-2019**
in the Pittsburgh area

or **1-800-8-GO-PENS**
Outside Pittsburgh

PENGUINS ANNOUNCERS

MIKE LANGE: One of the premier sportscasters in all of professional sports, Mike Lange enters his 18th season as the voice of the Penguins. His unique style of broadcasting makes phrases like "Buy Sam a drink and get his dog one too," "He beat him like a rented mule" and "Ladies and gentlemen, Elvis has just left the building." familiar to hockey fans across North America.

Lange began broadcasting Penguins games on radio in 1974-75. He returned to the Penguins broadcast booth in 1976-77 calling all the action on radio until the 1979-80 season when games were simulcast for both radio and television.

A native of Sacramento, CA, Lange graduated from Sacramento State University with a degree in broadcasting before starting his career with the Phoenix Roadrunners of the WHL in 1970-71. During the 1973-74 season, he called play-by-play for the San Diego Gulls of the WHL before joining the Penguins for the 1974-75 season.

In addition to his broadcasting responsibilities with the Penguins, Lange worked with the Pittsburgh Pirates Baseball Club in 1986 and 1987 calling the Pirates play-by-play alongside Steve Blass for the KBL Sports Network. He and wife Chrissie reside in Pittsburgh with son Tanner.

PAUL STEIGERWALD: Paul Steigerwald enters his eighth season as color commentator on the Penguins simulcasts.

Steigerwald attended Kent State University where he worked along side Hartford Whalers broadcaster Rick Peckham as the hockey club's radio announcer. He then moved to Pittsburgh where he worked in radio sales until he was hired as the Johnstown Red Wings (EHL) play-by-play announcer in 1979. In 1980, he joined the Penguins organization as director of marketing and worked as the intermission host for radio and television broadcasts. His broadcast responsibilities grew and in 1985 he became the Penguins simulcast color commentator.

Steigerwald left the Penguins front office in 1988 to work as a sports reporter for KDKA-TV. He has two sons, Blake and Dylan.



Mike Lange (left) and Paul Steigerwald

T.V. PACKAGE

The Penguins' television package is one of the best in professional hockey. This year, Penguin fans will see 20 games on commercial carrier KDKA-TV and another 41 over the team's cable outlet KBL. The producer-director for all Penguins telecasts is Doug Kennedy.

KDKA has been televising Penguins' games since 1988. KBL became the Penguins' cable affiliate in 1986. There are no satellite coordinates for KBL since their signal is on fiber optics that run underground.

"I have been very impressed with the professional approach that KDKA and KBL have shown in the presentation of our games," Penguins President Howard Baldwin remarked. "They are very excited about their affiliation with us, and it shows in their telecasts."

RADIO NETWORK

KDKA-AM Radio will be carrying the Penguins' games for the ninth straight season in 1992-93. The games are simulcast with the KDKA and KBL television productions, featuring play-by-play announcer Mike Lange and colorman Paul Steigerwald.

In addition to KDKA, the other 14 stations on the Penguins' network are WBVP-AM (Beaver Falls), WHJB-AM (Greensburg), WESA-AM/FM (Charleroi), WKST-AM (New Castle), WCCS-AM (Indiana), WJAC-AM (Johnstown), WANB-AM (Waynesburg), WCED-AM (DuBois), WRSC-AM (State College), WEGW-FM (Wheeling, W.V.), WADJ-AM (Somerset), WEYZ-AM (Erie), WFBG-AM (Altoona), and WZKC-AM (Youngstown).

PAY-PER-VIEW

The Penguins will have six games on Pay-Per-View this season. These six games are ones that were not selected for telecast by either KBL or KDKA

Penguins' management felt it was important for its fans to have an opportunity to view these games, especially since four of them are Patrick Division Contests.

WEEKLY RADIO SHOW

Each Friday during the upcoming season, the Penguins will produce a five-minute player feature that will be fed to 58 stations in the western Pennsylvania area. The club will produce two shows a week during the playoffs and then maintain that number for the entire 1993-94 season.

MIKE LANGE COLUMN

Each Friday during the regular season and playoffs, the voice of the Penguins, Mike Lange, writes a column specifically aimed at weekly papers in the western Pennsylvania area. This year 33 papers will carry the column which includes feature stories on the players and the team's community program.

AMATEUR HOCKEY DEVELOPMENT PROGRAM

The Pittsburgh Penguins Amateur Hockey Office, under the direction of George Kirk, is in place to service the needs of amateur hockey players and to help foster the growth of hockey in the Pittsburgh Penguins' market area.

The goals and objectives of the Penguins Amateur Hockey Office run very parallel with that of USA Hockey. The Amateur Hockey Office places a very strong emphasis on character development through athletic competition and academic excellence. It is the feeling of the Penguins that a well-rounded youth will be the strongest contributing member of society as well as a future hockey fan.

A look at the program.....

CLINICS: The Penguins host and sponsor coaches' clinics as well as Learn-to-Play Hockey Clinics which are critical to the development of the sport in the area.

TRI LINES: Noted as one of the top local amateur hockey publications in the country, Tri Lines provides meaningful information to local hockey families, including useful information on U.S. colleges. It is completely subsidized by the Penguins.

TAHA: The Tri State Area Hockey Association is the umbrella organization for all local associations. The Penguins work very closely with TAHA in pursuing common objectives. Pens Amateur Hockey Development Director George Kirk serves as president of the organization.

AMATEUR PENGUINS: This group of select hockey players in various age groups represents the Penguins and the City in regional, national and international competition. Partial subsidy as well as advisory information is provided by the NHL Penguins.

ADVISORY: The Amateur Hockey Office provides information and advice on how to most efficiently operate an amateur hockey program from top to bottom.

HIGH SCHOOL HOCKEY: State playoffs and the annual All-Star games are both sponsored and promoted by the Penguins.

TAPE AND PUBLICATION LIBRARY: Top level instructional material is made available free of charge to local coaches through the Amateur Hockey Office.

USA HOCKEY: The Penguins work closely with USA Hockey in promoting programs and relaying important information to local players and coaches.

"Amateur hockey, whether it be on the mite, squirt, bantam, pee wee, high school or college levels is a great teacher for the young men and women who play. The game is a mental and physical challenge, but it's also a lot of fun", Penguins President Howard Baldwin remarked.

"The Penguins Amateur Hockey Development Office has been a strong partner in the growth of amateur hockey in western Pennsylvania in the past few years, and that leadership will continue in the years ahead. The Penguins stand ready and willing to help amateur hockey maintain its growing popularity among youngsters of all ages."



The Penguins hosted both the 1992 western Pennsylvania and state high school tournaments which were won by Meadville High School.

PERSONNEL STAFF



Bill Cox
Vice President
Merchandising



Bill Strong
Vice President
Sales & Communications



Howard L. Baldwin, Jr.
Team Coordinator



Tracey Batsford
Executive Secretary



Eric Brandenburg
Asst. Controller



Tim Carey
Director of
Merchandising



Chris Clark
Sales Representative



Carol Coulson
Box Office Manager



Rob Gedrys
Merchandising
Representative



Kevin Hart
Controller



Edna Greeley
Supervisor
Choice Seat



Elaine Heutelder
Executive Secretary



Cindy Himes
Director of
Public Relations



Julie Kapples
Choice Seat
Event Manager



George Kirk
Director of Youth
Hockey Development



Lois Lebaron
Receptionist



Augie Manfredo
System Admin.
Choice Seat



Jeff Mercer
Director of
Ticket Sales



Tony Miller
Technician
Choice Seat



Paula Nichols
Executive Secretary

PENGUINS STAFF



Emily Nordstrom
Director of
Publications



Amy Novak
Payroll Supervisor



Rick Patterson
Asst. Controller



David Peart
Director of
Advertising Sales



Tim Porco
Supervisor
Choice Seat



Chuck Saller
Marketing
Representative



Harry Sanders
Director of
Media Relations



Chris Span
Team Secretary



Louise Stock
Merchandising
Representative



Steve Swetoha
Marketing
Representative



Jill Thomas
Director of
Promotions



Mark Watkins
General Manager
Choice Seat



Barb Wisniewski
Accounting
Secretary



Terri Dobos Young
Marketing
Representative



Dana Young
Director of
Communications
& Sales Service



Steve Bovino
Graduate Intern
Public Relations

HOWARD BALDWIN ON PENGUINS STAFF . . .

"We have a winning team both on and off the ice. Our administrative staff is totally dedicated to the success of this franchise. Their professionalism and record of success is second to none in professional sports."

PERMITS AND INFORMATION

SEASON PASSES FOR MEDIA: Season passes are issued only to members of the media covering the Penguins on a regular basis.

INDIVIDUAL GAME PASSES: Media members must contact Cindy Himes or Harry Sanders in the Penguins public relations office no later than 24 hours before the game. Passes will be issued only to working media and photographers. They will be left at the press gate located at Gate #5 of the Civic Arena. You can reach the press gate by walking up Bedford Avenue from Washington Place. Passes will be available there for one hour after the opening faceoff.

PRESS BOX: The press box is located on the east side of the building above Section D-8. It is for game personnel and members of the media covering the game. When necessary, overflow media will be assigned seats in the auxiliary seating area at Section C-3. All members of the media have access to the main press box for information by showing their press pass to the security guard at the door.

PRESS LOUNGE: The press lounge is located across from the locker rooms on the lower level at Gates 3/4. Members of the media and the off-ice officials must show their press pass at the door for admittance. The press lounge will open two hours prior to game time with dinner and beverages served. The press lounge is equipped with telephones and electrical outlets and is available to the media during and after the game for filing purposes.

GAME NOTES: Game notes and lineup sheets are available in the press lounge and press box before each game. Additional information from the NHL or press releases are also available throughout the season at these locations.

GAME SUMMARIES: Game summaries are available after each period in the press box. Final game summaries are distributed in the press box, press lounge, Penguins locker room and visitors locker room after each game.

OUT-OF-TOWN SCORES: Out-of-town score sheets are delivered to home and visiting broadcasters throughout the game on a regular basis.

LOCKER ROOM LOCATIONS: The quickest way to the Penguins locker room from the press box is to make a left at the bottom of the press box stairs. Go down the ramp. At the bottom of the ramp, take the stairs straight ahead down one level. The Penguins locker room is straight ahead at Gate #2.

The quickest way to the visitors locker room is to walk down the ramp directly in front of the press box stairs. At the bottom of the ramp, take the stairs straight ahead down one level. The visitors locker room entrance is on the left at Gate #5.

DRIVING DIRECTIONS TO PITTSBURGH CIVIC ARENA

FROM RT. 279 NORTH (GREATER PITTSBURGH AIRPORT): Follow 279 North toward Pittsburgh...go through Fort Pitt Tunnels (left lane)... proceed straight ahead onto Liberty Avenue...turn right off Liberty Avenue onto Seventh Avenue and cross over Grant Street...bear to the right and proceed up the ramp to light.

FROM ROUTE 79 SOUTH (NORTH HILLS): Follow 79 South toward Pittsburgh... take Route 279 South exit (about a mile past Wexford exit)...Follow 279 South over Veterans Bridge...take Sixth Street exit, bear to left... at the light, turn left onto Bigelow Boulevard.

FROM PENNSYLVANIA TURNPIKE: Traveling the turnpike towards Pittsburgh, take Pittsburgh/Monroeville exit onto Route 376 West...get off 376 West at Exit 6 staying in right hand lane...at the stop sign, turn right onto Pride Street...follow Pride across Fifth Avenue...at second light, turn left onto Centre Avenue.

DRIVING DIRECTIONS TO NEVILLE ARENA (ALTERNATE PRACTICE FACILITY):

FROM CIVIC ARENA/AUDITORIUM PLACE: Turn left onto Centre Avenue... at the light, turn right onto Crawford Street...at second light, turn left onto Forbes Avenue...turn right to cross Birmingham Bridge... at the light, turn right onto East Carson Street...turn left onto 21st Street and follow to end of street.

PENGUINS MEDIA PROCEDURES

LOCKER ROOM ACCESS: The locker room will be open to the media 10 minutes after the conclusion of the game per League requirements. ONLY working members of the media with appropriate identification will be admitted.

POST GAME PROCEDURES: Penguins head coach will hold a press conference after each game outside the Penguins locker room at Gate #2. The press conference room is located past the Penguins locker room entrance at Gate #2, first door on the right. Post game quote sheets for both head coaches will be available after each game in the press lounge, press box and both locker rooms. Working media may file from the press box or press lounge after the games.

CIVIC ARENA LIGHTING: The lighting is mercury vapor supplemented by incandescent lighting for television.

PENGUINS MEDIA HOT LINE: Up-to-date changes in practice time, injury information and player transactions will be put on the Hot Line daily at 9 a.m. and 2 p.m. The confidential phone number is available from the Penguins Public Relations Department.

PHOTOGRAPHERS: Photographers may shoot from designated areas assigned by the Penguins public relations staff. Photo location assignments will be posted outside the press lounge door and at the press gate prior to each game. Photo passes must be secured by calling the public relations office at least 24 hours in advance of each game.

GAME BROADCAST INTERVIEWS: All requests for pre-tapes and between period interviews with players or coaches must be confirmed during the morning skate. Players or coaches must be confirmed for broadcast interviews before they leave the Civic Arena after the morning skate or they are off-limits until post game.

DAILY PRACTICE SESSIONS: Open to all media. Please confirm location and start time with the Penguins public relations office as last minute changes occur throughout the season.

OFF-ICE OFFICIALS


Supervisor of Officials	Paul Schlosser
Goal Judges	Ron Harris, Leo Rudzki, Joe Ferraro, Jim Duss
Official Scorers	Dave Reynolds, Keith Schreiber
Game Timekeeper	Paul Schlosser
Penalty Timekeepers	Bob Ferons, Bob Maitland
Statistician	Jim Gricar

GAME NIGHT STAFF

Statistics	Mike Amoroso, Phil Spano, Eugene Susi, Ed Machen
Video	Glenn Digby, Bruce Massof
Home Dressing Room	Frank Sciulli, Tracy Luppe
Visiting Dressing Room	A.T. Caggiano
Home Runway	Don Wagner
Visiting Runway	Don Johnson
PR Game Staff	John Fedorek, Mike Hughes, Steve Bovino

IN THE CIVIC ARENA

PA Announcer	John Barbero
Organist	Vince Lascheid
Message Board	Mike Ficcorelli



THE PITTSBURGH CIVIC ARENA

Located in the heart of Pittsburgh, the Civic Arena serves a population of over 2.7 million people and the western Pennsylvania, eastern Ohio, and West Virginia regions. Centrally located, the Civic Arena is easily accessible from Pittsburgh's main arteries and interstate highways.

Year-round, the Pittsburgh Civic Arena offers a wide variety of entertainment with exciting tenants like the 1991-92 Stanley Cup Champion Pittsburgh Penguins of the NHL, the Pittsburgh Bulls indoor lacrosse team of the MILL, and University of Pittsburgh basketball. The Civic Arena hosts over 200 events annually from family spectacles such as Ice Capades and Sesame Street Live to major concerts such as Eric Clapton, Metallica, Randy Travis, and Rod Stewart.

The Pittsburgh Civic Arena boasts an excellent seating capacity, flexible design, and modern luxuries. The arena is capable of seating 16,284 for hockey games and up to 17,800 for concerts with 42 sky boxes and 524 luxury seats. The facility has the flexibility of five different seating configurations and the luxury of the Igloo Club which can accommodate over 400 people for pre-event dinners and banquets.

The Pittsburgh Civic Arena features the largest retractable stainless steel roof in the world. Built in 1961, the arena was designed for use by the Civic Light Opera. Originally named the Civic Auditorium, the \$22 million facility was financed by a combination of public and private funds including outright grants from the City of Pittsburgh, Allegheny County, and Edgar J. Kaufmann.


The arena project played a major role in the rapid growth Pittsburgh experienced in the late 50's and early 60's. The Bell Telephone building, Gateway Center, the Hilton Hotel, Mellon Square Park, and the Fort Pitt tunnel and bridge were all erected in that period.

Famous for its revolutionary architectural design, the Civic Arena's roof is constructed to open or close in 2 1/2 minutes. The roof—which has no interior supports—is divided radially into eight leaves and is supported by a huge cantilever arm that arches 260 feet. Built from 2,950 tons of Pittsburgh steel, the mammoth dome roof measures 170,000 total square feet.

Home of the NHL's Pittsburgh Penguins, hockey enthusiasts refer to the arena by its nickname— "The Igloo." Since the arena opened in 1961, the building has undergone several expansion programs. In the years 1972-75, the press box was constructed, 23 "super boxes" were built, and the "E" section balconies were added to raise the seating capacity from the original 13,000 to over 17,000. In 1991, a three-year, \$11.4 million renovation program, which included exterior landscaping, new A-level seating, reconstruction of the Igloo Club, the addition of new super boxes, and the installation of computerized ice making equipment, was completed.

Spectacor Management Group (SMG) is the management company for both the Civic Arena and Three Rivers Stadium, home of the Pittsburgh Steelers and Pittsburgh Pirates. Philadelphia based SMG is universally recognized as the world leader in the private management of public assembly facilities. SMG currently operates 38 facilities worldwide including the Los Angeles Coliseum, Louisiana Superdome, Sheffield Arena (England), and Long Beach Entertainment Center. SMG facilities combined host more concerts than any presenter in the world.

Twenty-one (21) professional sports teams and eight (8) major collegiate men's basketball and football programs make their home at SMG buildings. SMG facilities have hosted many prestigious events such as: Democratic and Republican National Conventions, The Superbowl, The World Series, NCAA Men's Regional and Final Four Basketball Championships, NBA Championships, NHL Stanley Cup Finals, the 1984 Summer Olympics, and the Amnesty International World Tour.



As President Howard Baldwin said recently, "The Penguins are more than a hockey team. It is our responsibility to get out into the community and contribute time and leadership to charity, and social service organizations that need our help. Obviously our schedule puts restrictions on our activities, but there is still plenty of time for our players and staff to make an impact in the community."

The Penguins have a number of team-related activities including their involvement in the annual Penguins At Your Service Dinner for the Cystic Fibrosis Foundation, the annual Booster Club Dinner for the National Autism Society, the annual team visit to Children's Hospital, and the annual team appearance at the Make-A-Wish Foundation Luncheon. This year there are plans to add a team visit to the Veterans Hospital and a Penguins Wives Waitz for the benefit of the Ashley Barrasso Cancer Fund.

In addition to the team visits, the players make a number of non-paid appearances on their own which are strictly voluntary. This includes the Penguins' anti-drug program that showcases 15 school appearances with the players, Penguins' announcers Mike Lange and Paul Steigerwald, a representative of the Pennsylvania State Police, a medical expert from an area hospital and amateur hockey development director George Kirk.

Distribution of 100,000 anti-drug posters, production of a GOALS FOR LIFE video and anti-drug television and radio public service announcements are also a part of the Penguins anti-drug program.

The Penguins 1992-93 community relations program will include working relationships with Special Olympics, the Greater Pittsburgh Area Food Bank, the Greater Pittsburgh Blood Bank, Partnerships in Education, the American Heart Association, Mothers Against Drunk Driving, the State Police, Family Resources, Big Brothers/Big Sisters, Boys Clubs/Girls Clubs, United Way, Neurofibromatosis, Juvenile Diabetes, the Leukemia Society, Sickle Cell Anemia, Boy Scouts, Salvation Army, Allegheny County Health Department, Literacy Council, and the Carnegie Library.

The programs include public service announcements, posters, player appearances, articles on the organizations in the



Penguins' game magazine, GOAL, an opportunity for the various groups to use the Penguins' information booth at a home game, and a mention in the Penguins' newsletters. The team also awards two \$1,000 scholarships to inner-city high school seniors and co-sponsors a \$2,000 scholarship in memory of the late Bob Johnson.

"We feel the Penguins' name can be a big help to these organizations in fund raising and creating a better identity," Baldwin remarked. "Last March, we collected over 3,000 pounds of food and almost \$2,000 for the Greater Pittsburgh Food Bank in less than one hour at one of our games, and the Cystic Fibrosis Foundation was able to raise over \$150,000 due to Penguins related events last year. Helping people in need and helping to find a cure for a severe disease is certainly worth the effort we put into these types of programs."

In addition to the players, General Manager Craig Patrick has been a major help to the community program during the summer months. The same is true of the Pens' front office staff, all of whom are involved in the Penguins' Summer Carnival which raises money each summer for the Greater Pittsburgh Community Food Bank and Special Olympics.

"We want our community relations program to be the best in the National Hockey League," Baldwin added. "Giving back to the community is not an obligation, it's a privilege."

PENGUINS ALUMNI ASSOCIATION

The Pittsburgh Penguins Alumni Association was formed in January of 1992 and already has had a positive effect on the Pittsburgh hockey scene.

The leading lights in getting the Alumni Association rolling are former Pens' Kim Clackson, a senior marketing consultant for Oliver Realty and Grubb and Ellis in Pittsburgh; Duane Rupp, manager of the Ground Round Restaurant in Pittsburgh; and George Ferguson, the Eastern Regional Sales Manager for SCOLA Engineering, who is based in Pittsburgh.

The major program of the Alumni Association is the Penguins Alumni Hockey Team. The Alumni squad played several games last year for charity, highlighted by a meeting with the Buffalo Sabres Alumni at the Civic Arena last February which raised almost \$10,000 for the Ashley Barrasso Cancer Research Fund.

This season, the Alumni's Civic Arena opponent will be the Philadelphia Flyers Alumni team. Proceeds of the game will go to the amateur hockey associations in the Pittsburgh area. In addition, the Alumni team will play four other games against local all-star teams at area rinks with all benefits going to the amateur hockey associations in those areas.

The Alumni will also be taking on a prominent role in some of the clinics sponsored by the Penguins Amateur Hockey Development Office for players and coaches, and will be working all season long to locate all former Penguins' players and enroll them as members of the association. At the present time, over 100 former players have joined.

PITTSBURGH PENGUINS BOOSTER CLUB

The Pittsburgh Penguins Booster Club is actually an extension of the old Pittsburgh Hornets (former AHL team) Booster Club which was organized in 1948.

The main objectives of the club are to further interest in hockey among Penguins' fans, build the morale of the players, promote sociability among members of the club, and to help raise money for area charities.

The Booster Club's two major social activities are the "Pens are Back" Dinner Dance and the Annual Bowling Tournament, with proceeds from both events going to the National Autism Society. Both events are attended by Penguins' management and players. The Club also sponsors trips to see Penguins' games in other NHL cities; conducts monthly meetings, which include guest speakers; publishes a monthly newsletter; attends the annual NHL Booster Club convention; and hosts picnics and a bowling league during the summer.

The minimum age requirement for membership is 18, and all applicants from the Pittsburgh area must be sponsored by an active member of the club.

"When I was in Hartford, the Booster Club was a very important organization to us, and it's the same here in Pittsburgh," Penguins' owner Howard Baldwin remarked. "These are dedicated fans who know the game and whose advice and critiques are most welcome. They are always there when we need them, and we want them to feel the same way about us."

PENGUINS GOALS FOR LIFE VIDEO . . .

Ross Sports, which produced the 1990-91 and 1991-92 Penguins highlights films, has also produced a Goals For Life video, featuring Whalers Players, that will be used as a part of the team's anti drug program. The video is available to all youth organizations in the western Pennsylvania area.



CLEVELAND LUMBERJACKS



600 Superior Avenue, Suite 1300

PHONE: 216-696-0909

Cleveland, OH 44114

FAX: 216-696-3909

DIRECTORY

President and Governor...Larry Gordon; **Alternate Governors...**Mike Forbes, Craig Patrick and Armond Arnsong; **General Manager...**Larry Gordon; **Assistant General Manager...**Mike Forbes; **Director of Public Relations...**Ken Mather; **Coach...**Phil Russell; **Trainer...**Bert Godin; **Home Ice...**The Coliseum; **Seating Capacity...**17,480; **Radio Station...**WERE 1300 AM

CLEVELAND LUMBERJACKS 1992-93 SCHEDULE

Oct. 9 @ Cincinnati	Jan. 16 @ Cincinnati
Oct. 10 CINCINNATI	Jan. 18 KALAMAZOO (6:00PM)
Oct. 14 @ Milwaukee	Jan. 20 @ Kansas City
Oct. 16 PHOENIX	Jan. 22 @ Kansas City
Oct. 17 PHOENIX*	Jan. 23 @ Atlanta
Oct. 23 KANSAS CITY	Jan. 24 @ Atlanta
Oct. 24 @ Cincinnati	Jan. 29 @ Cincinnati
Oct. 30 SAN DIEGO	Jan. 30 @ Kalamazoo
Oct. 31 PEORIA	Feb. 5 @ Cincinnati
Nov. 3 CINCINNATI	Feb. 6 ATLANTA
Nov. 6 @ Ft. Wayne	Feb. 7 ATLANTA (4:00PM)
Nov. 7 @ Ft. Wayne	Feb. 10 INDIANAPOLIS
Nov. 8 FT. WAYNE*	Feb. 12 @ Ft. Wayne
Nov. 10 @ Peoria	Feb. 13 CINCINNATI
Nov. 11 @ Milwaukee	Feb. 19 SALT LAKE
Nov. 13 @ Phoenix	Feb. 20 INDIANAPOLIS
Nov. 14 @ Phoenix	Feb. 21 @ Ft. Wayne
Nov. 18 @ San Diego	Feb. 25 @ Salt Lake
Nov. 20 @ San Diego	Feb. 26 @ Salt Lake
Nov. 21 @ San Diego	Mar. 2 @ Peoria
Nov. 26 ATLANTA	Mar. 3 @ Kalamazoo
Nov. 27 @ Kalamazoo	Mar. 5 @ Indianapolis
Nov. 28 MILWAUKEE	Mar. 6 @ Atlanta
Dec. 4 MILWAUKEE	Mar. 7 @ Atlanta
Dec. 5 FT. WAYNE*	Mar. 9 SALT LAKE
Dec. 8 @ Kansas City	Mar. 12 SALT LAKE
Dec. 11 @ Kalamazoo	Mar. 13 SAN DIEGO
Dec. 12 INDIANAPOLIS*	Mar. 19 KANSAS CITY
Dec. 16 FT. WAYNE	Mar. 20 KANSAS CITY
Dec. 18 @ Cincinnati	Mar. 21 @ Indianapolis
Dec. 19 CINCINNATI*	Mar. 25 @ Ft. Wayne
Dec. 26 @ Indianapolis	Mar. 26 MILWAUKEE
Dec. 27 ATLANTA	Mar. 27 PHOENIX
Dec. 29 @ Atlanta	Mar. 30 @ Peoria
Dec. 31 SAN DIEGO	Apr. 2 MILWAUKEE
Jan. 2 @ Milwaukee	Apr. 3 SAN DIEGO
Jan. 5 KALAMAZOO	Apr. 4 @ Indianapolis
Jan. 8 FT. WAYNE	Apr. 7 CINCINNATI
Jan. 9 INDIANAPOLIS*	Apr. 9 @ Kalamazoo
Jan. 13 KALAMAZOO	Apr. 10 KALAMAZOO
Jan. 15 CINCINNATI	Apr. 13 PEORIA

* Afternoon Game

All home evening games start at 7:30 unless otherwise noted.

LARRY GORDON General Manager

Lumberjacks President/General Manager Larry Gordon possesses almost 30 years of professional hockey experience in key executive positions at just about every level of competition...The Bancroft, Ontario native has worked in front offices of the Boston Bruins, Cleveland Crusaders and Edmonton Oilers, served as president and executive director of the World Hockey Association and owned minor league franchises in both the CHL and IHL...Gordon has achieved his greatest success in hockey with the Lumberjacks, who moved to Cleveland this past summer. Under his direction, the Muskegon Lumberjacks were the IHL's dominant team throughout the last eight years, winning six division championships, three overall league regular season crowns, and two Turner Cup championships...Gordon was also influential in establishing a working agreement with the Pittsburgh Penguins in 1987, making the Lumberjacks the Pens' top developmental team. For his success, Gordon has twice been named IHL Executive of the Year.

PHIL RUSSELL Head Coach

Former NHL defenseman Phil Russell returns to coach the Lumberjacks for the second year after leading them to the Turner Cup Championship Series in his inaugural season...The 38-year old Edmonton, Alberta native enjoyed a 15-year playing career as a defenseman for Chicago, Atlanta, Calgary, New Jersey and Buffalo, and played over 1,000 games...Russell began his coaching career as a playing assistant coach with the IHL's Kalamazoo Wings in 1986-87. He was named assistant coach of the Lumberjacks in September 1988. Russell shared IHL Coach of the Year Honors with Blair MacDonald in 1988-89 after helping lead the Lumberjacks to the Turner Cup Championship.

NHL INFORMATION

ENTRY DRAFT: The 1993 Entry Draft will be held June 26 in Quebec City. To be eligible for selection in any of the 11 rounds, a North American player must be at least 18 years old by September 15, 1993, and no older than 20 years old by September 15, 1993. A non-American player must be at least 18 years old by September 15, 1993, and there is no maximum age. A non-North American player **MUST** be drafted by an NHL team before he can be signed.

The order of selection by teams is based on points earned in the preceding regular season as follows: picks 1-8 are the eight teams that did not qualify for the Stanley Cup playoffs with the team having the fewest points selecting first, second fewest selecting second, etc. Picks 9-24 are made by the teams that qualified for the playoffs in order of fewest points to most points.

By June 1, 1993, a team must make a Bona Fide written offer to unsigned draft choices selected at age 18 or 19 in the 1992 Entry Draft, in order to have another year's exclusive right to that player. If no offer is made, the player will be removed from the club's Reserve List and, if otherwise eligible, may be subject to claim in the 1993 Entry Draft.

WAIVER DRAFT: The 1992 Waiver Draft will be held on Sunday, October 4 at 2:00 PM EST. NHL clubs are allowed to protect 18 players and two goaltenders from this draft. Players on that team's reserve list, under contract, who have completed at least two years of professional hockey, must be protected or are eligible to be drafted. Goalies on the club's reserve list and under contract, who have completed three pro seasons, must be protected or they can be drafted. If a player is picked from a team, that team can protect another player. A team cannot lose more than three players or one goaltender.

TRADING DEADLINE: The 26th day preceding the final day of the NHL regular season is the deadline for trades, as well as loans to and recalls from minor league clubs. For 1993, the date is March 20 at 3:00 PM EST.

ROSTER LIMITS: An NHL team may carry as many players as it wishes on its roster during a season, but a team may dress only 18 skaters and two goaltenders for each game.

ROOKIE QUALIFICATIONS: To be considered a rookie, a player must not have played in 25 or more NHL games in any preceding season, nor in six or more NHL games in each of any two preceding seasons, and he can be no older than 25 after Sept. 15 of the current playing year.

RESERVE LISTS: The list of all players "belonging" to an NHL team is comprised of the following—the total of which may not exceed 80: (1) Pro players (skaters, maximum of 50). (2) Goalies under pro contract. (3) Players who have signed amateur tryout forms. (4) Signed junior players (who have played less than 11 professional games). (5) Unsigned draft choices. (6) Defected players (essentially unsigned draft choices who are playing in Europe).

NHL REGULAR SEASON SCHEDULE: Each of the 24 teams will play an 84-game schedule. Teams will play 35 games against division opponents (seven vs each team), 21 games against teams in the other division within the same conference (either three or four games vs each team), and 24 games against teams in the other conference (two vs each team). That totals 80 games. As part of the new Collective Bargaining Agreement, four additional games were added. In 1992-93, teams will play two additional games against a single rival within their division, one at home and one in the rival's building: the first place team from 1991-92 will play the second place team; third will play fourth; and fifth will play sixth or the new expansion team. Also in 1992-93, teams will play two regular-season games in venues outside of NHL arenas against non-divisional opponents. This season, all 24 of those games will be played in North America.

TIE-BREAKER PROCEDURE: When a tie in points occurs in the standings, the following steps determine the higher position: 1) most wins; 2) most points earned in games between tied teams; 3) best difference between goals for and goals against over the entire 84-game championship season; 4) special emergency G.M. meeting or conference call.

STANLEY CUP PLAYOFFS: At the conclusion of the regular season, the top four finishers in each division will qualify for the Stanley Cup Playoffs. Each round of the Stanley Cup Playoffs will be a best-of-seven series (2-2-1-1-1 format). In each series throughout the playoffs, the team with the most points during the regular season holds home-ice advantage. The Division Semi-Final matches the first-place team in each Division against the fourth-place team in each division. The second-place team plays third-place. The Division Finals matches the two remaining teams in each Division. The Conference Finals sends the winner of the Smythe Division against the Norris Division Champion. The winner of the Patrick Division plays the Adams Division winner. The Stanley Cup Finals match the winner of the Campbell Conference against the winner of the Wales Conference.

1993 ALL-STAR GAME: The 44th NHL All-Star Game will be played at the Montreal Forum on February 6. The starting lineup for each team will be determined by NHL fans for the seventh consecutive year. A total of 104 players - 52 from each conference - will appear on the official ballot which will be available in all NHL arenas and other selected locations. Each NHL team will have at least three players named on the ballot, selected by the Professional Hockey Writers' Association and reviewed by the Chairman of the General Managers' Committee (Gerry Meehan of Buffalo) and the GMs from the previous year's Stanley Cup finals (Craig Patrick of Pittsburgh and Mike Keenan of Chicago). Once the starting lineups have been named, the remaining players will be chosen by a committee led by the Chairman of the General Managers' Committee and consisting of the four GMs from the previous year's regular season divisional winners. The coach for each team is the coach of the previous year's Stanley Cup finalists. Once the starting lineups have been named, each coach will choose the remainder of the squads. Each NHL team must be represented by at least one player.

GOALS-AGAINST-AVERAGE: To figure, multiply goals-against (GA) by 60 and divide this result by the minutes played (Mins.).

SHOT-ON-GOAL: The definition of a shot on goal in hockey is as follows: Any deliberate attempt by a player to shoot the puck into an opponent's net that, without the intervention of the goaltender, would have scored a goal. A shot that hits the post or is wide of the net is not considered a shot on goal since it would not have entered the net. A clearing pass that happens to go to the net is not always a shot on goal.

SAVE PERCENTAGE: To determine, subtract goals-against (GA) from shots-against (SA) to find saves made. Then divide saves by shots against.

PLUS-MINUS: A player receives a "plus" if he is on the ice for an even-strength or short-handed goal by his team. He receives a "minus" when on the ice for an even-strength or short-handed goal scored by the opposing team. The plus-minus is determined by totaling all the pluses and all the minuses.

GAME-WINNING GOAL: Credit for the game-winning goal is given to the player who scores the goal that gives his team one more goal than the total of the opponent. If Pittsburgh wins a game by the score of 5-2, the player who scored the Penguins' third goal receives credit for the game-winner.

GOALTENDER OF RECORD: The goaltender who is in net when the deciding goal is scored is the goaltender of record and receives credit for win, loss or tie. If the Penguins win a game 3-1, the goaltenders who were in the nets when the Penguins scored their second goal would receive the win or loss, even if they do not complete the game.

NATIONAL HOCKEY LEAGUE

New York Office:
 NHL Services, Inc.
 1633 Broadway, 40th Floor
 New York, NY 10019
 Phone: (212) 767-4600
 Fax: (212) 767-4646

Montreal Office:
 National Hockey League
 1155 Metcalfe Street, Suite 960
 Montreal, Quebec H3B 2W2
 Phone: (514) 871-9220
 Fax: (514) 871-1663

DIRECTORY

Chairman of the Board of Governors Bruce McNall

The Chairman's Executive Committee:

Smythe Division. Peter Pocklington (Edmonton Oilers)
 Norris Division. Michael Ilitch (Detroit Red Wings)
 Patrick Division. Edward Snider (Philadelphia Flyers)
 Adams Division. Ronald Corey (Montreal Canadiens)
 President. Gil Stein (NY)
 President, NHL Enterprises, Inc. Steve Ryan
 Vice President, Project Development. Ian "Scotty" Morrison
 Vice President, Finance Kenneth G. Sawyer
 Vice President, Hockey Operations Jim Gregory
 Director of Administration Phil Scheuer
 Director of Officiating. Bryan Lewis
 General Manager, Publishing & Video. Stu Hackel
 Executive Director, Marketing. Steve Flatow

NHL COMMUNICATIONS GROUP

75 International Boulevard
 Suite 300
 Rexdale, Ontario M9W 6L9
 Phone: (416) 798-0809
 Fax:(416) 798-0852

Executive Director of Communications Gary Meagher
 Director of Information & Editorial Services. Susan Elliott
 Statistician & Information Officer Benny Ercolani
 Information Officer. Greg Inglis
 Communications Assistant Michele Romanin

President Gil Stein . . .

On the marketing of hockey: "We think our star players deserve the recognition that star players in other sports get; we're going to market them and we're going to make sure that they get that recognition because when a star player does well, the sport does well. When the sport does well, the fans do well and the game does well. Our concern is the game, and we're going to do whatever needs to be done to improve the game."

On the image of the League: Certainly media relations—opening our doors and opening our information channels to the media—deserves a much higher priority than as is presently structured. We may have to create a Cabinet-level department that makes sure the media gets accurate information as to what's going on in the League, because, to a great degree, the image of the League has suffered due to a failure to communicate some of the positives and allowing speculation to create an aura of the negatives. If there are negatives, we'll get rapped for it. If there are positives, we'll at least get it communicated to you. We know that the media serves a very important function for the League, for any sport, and we can't expect the media to treat the League right if we don't recognize that the media is very important to us."

LEAGUE AWARDS - INDIVIDUAL

Award	Winner	1st RunnerUp	2nd RunnerUp	1992 Winner
Ross	\$10,000	6,000	4,000	M. Lemieux
Hart	\$10,000	6,000	4,000	M. Messier
Norris	\$10,000	6,000	4,000	B. Leetch
Calder	\$10,000	6,000	4,000	P. Bure
Vezina	\$10,000	6,000	4,000	P. Roy
Byng	\$10,000	6,000	4,000	W. Gretzky
Selke	\$10,000	6,000	4,000	G. Carbonneau
Jennings	\$10,000	6,000	4,000	Montreal/Roy
Adams	\$ 1,000*			P. Quinn
Smythe	\$10,000			M. Lemieux
Clancy	\$ 1,000	1,000		R. Bourque

* Awarded by the Broadcasters' Association.

First All-Star Team:	\$10,000 each	R. Bourque, B. Leetch, M. Messier, B. Hull, K. Stevens, P. Roy
Second All-Star Team:	\$5,000 each	P. Housley, S. Stevens, M. Lemieux, M. Recchi, L. Robitaille K. McLean

LEAGUE AWARDS - TEAM

REGULAR SEASON	Per Club	Total	Number of winners
President's Trophy:			
Club Share	\$100 000	100,000	1 team
Players' Share	\$100 000	100,000	
Division Winners:	\$375,000	1.5 million	4 teams
Division Second Place:	\$175,000	700,000	4 teams
PLAYOFFS:			
Stanley Cup Winner:	\$1 million	1 million	1 team
Stanley Cup Loser:	\$625,000	625,000	1 team
Conference Finals Losers:	\$450,000	900,000	2 teams
Division Finals Losers:	\$300,000	1.2 million	4 teams
Division Semi-Finals Losers:	\$150,000	1.2 million	8 teams

KEY DATES: 1992-93 Season

September 21	Hall of Fame Induction (Toronto)
October 4	Waiver Draft (2:00 PM, EST)
October 6	Regular Season Begins
October 30	Gala to designate the Governor General of Canada as the Honorary Patron of the Stanley Cup Centennial Year in Canada followed by public trophy display (Ottawa)
December 9-12	Board of Governors' meeting (Palm Beach)
February 5	Heroes of Hockey Game and NHL Skills Competition (Montreal)
February 6	All-Star Game (Montreal)
March 20	Trading Deadline (3:00 PM, EST)
April 15	Regular Season ends
April 18	Playoffs begin
June 14	Last possible date for playoffs to end
June 14-19	Hall of Fame Opening Week (Toronto)
June 23-28	Annual Congress (Quebec City)
June 26	1993 Entry Draft (Quebec City)

1992-93 PLAYOFF DATES

Division Semi-Finals
(4 out of 7)
(Series A to H)

GAME	PRINCE OF WALES CONFERENCE	CLARENCE CAMPBELL CONFERENCE
1	Sunday, April 18	Monday, April 19
2	Tuesday, April 20	Wednesday, April 21
3	Thursday, April 22	Friday, April 23
4	Saturday, April 24	Sunday, April 25
5	Monday, April 26	Tuesday, April 27
6	Wednesday, April 28	Thursday, April 29
7	Friday, April 30	Saturday, May 1

MEDICAL GLOSSARY

AC Joint (Acromioclavicular joint): Joint of the shoulder where acromion process of the scapula and the distal end of the clavicle meet; most shoulder separations occur at this point.

Adhesion: Abnormal adherence of collagen fibers to surrounding structures during immobilization following trauma or as a complication of surgery which restricts normal elasticity of the structures involved.

Aerobic: Exercise in which energy needed is supplied by oxygen inspired and is required for sustained periods of vigorous exercise with a continually high pulse rate.

Anabolic Steroids: Steroids that promote tissue growth by creating protein in an attempt to enhance muscle growth. The main anabolic steroid is testosterone (male sex hormones).

Anaerobic: Exercise without the use of oxygen as an energy source; short bursts of vigorous exercise.

Anterior Cruciate Ligament (ACL): A primary stabilizing ligament within the center of the knee joint that prevents hyperextension and excessive rotation of the joint. A complete tear of the ACL necessitating reconstruction could require up to 12 months of rehabilitation.

Anti-Inflammatory: Any agent which prevents inflammation, such as aspirin or ibuprofen.

Arteriogram: A film demonstrating arteries after injection of a dye.

Arthrogram: X-ray technique for joints using air and/or dye injected into the affected area; useful in diagnosing meniscus tears of the knee and rotator cuff tears of the shoulder.

Arthroscope: An instrument used to visualize the interior of a joint cavity.

Arthroscopy: A surgical examination of the internal structures of a joint by means for viewing through an arthroscope. An arthroscopic procedure can be used to remove or repair damaged tissue or as a diagnostic procedure in order to inspect the extent of any damage or confirm a diagnosis.

Atrophy: To shrivel or shrink from disuse, as in muscular atrophy.

Baker's Cyst: Localized swelling of a bursa sac in the posterior knee as a result of fluid that has escaped from the knee capsule. A Baker's cyst indicates that there is a trauma inside the knee joint that leads to excessive fluid production.

Bone Scan: An imaging procedure in which a radioactive-labelled substance is injected into the body to determine the status of a bone injury. If the radioactive substance is taken up by the bone at the injury site, the injury will show as a "hot spot" on the scan image. The bone scan is particularly useful in the diagnosis of stress fractures.

Bursa: A fluid-filled sac that is located in areas where friction is likely to occur, then minimizes the friction; for example between a tendon and bone.

Cartilage: Smooth, slippery substance preventing two ends of bones from rubbing together and grating.

Cat Scan: Use of a computer to produce a cross sectional view of the anatomical part being investigated from X-ray data.

Chondromalacia: Roughening of the articular cartilage. Best known for the roughening of the underside of the patella, which can occur in any patellofemoral injury.

Clavicle: The collar bone.

Coccyx: The "tail bone," a group of four vertebrae that are fused together, located at the terminal end of the spine.

Concussion: Jarring injury of the brain resulting in dysfunction. It can be graded as mild, moderate or severe, depending on loss of consciousness, amnesia and loss of equilibrium.

Contusion: An injury to a muscle and tissues caused by a blow from a blunt object.

Cortical Steroids: Used to suppress joint inflammation.

Cryotherapy: A treatment with the use of cold.

Cyst: Abnormal sac containing liquid or semi-solid matter.

Degenerative Joint Disease: Changes in the joint surfaces as a result of repetitive trauma.

Deltoid Ligament: Ligament that connects the tibia to bones of the medial aspect of the foot and is primarily responsible for stability of the ankle on the medial side. Is sprained less frequently than other ankle ligaments.

Deltoid Muscle: Muscles at top of the arm, just below the shoulder, responsible for shoulder motions in the front, side and back.

Disc Intervertebral: A flat, rounded plate between each vertebrae of the spine. The disc consists of a thick fiber ring which surrounds a soft gel-like interior. It functions as a cushion and shock absorber for the spinal column.

Dislocation: Complete displacement of joint surfaces.

Electromyogram (EMG): Test to determine nerve function.

Epicondylitis: Inflammation in the elbow due to overuse.

Etiology: Study of the cause of injury and disease.

Extension: Action of straightening of a joint as achieved by an extensor muscle.

Fascia: A connective tissue sheath consisting of fibrous tissue and fat which unites the skin to the underlying tissue.

Fat Percentage: The amount of body weight that is adipose, fat tissue. Fat percentages can be calculated by underwater weighing, measuring seif skinfold thickness or by analyzing electrical impedance.

Femur: Thigh bone; longest bone in the body.

Fibula: Smaller of the two bones in the lower leg; runs from knee to the ankle along the outside of the lower leg.

Flexibility: The ability of muscle to relax and yield to stretch forces.

Fracture: Breach in continuity of a bone. Types of fractures include simple, compound, comminuted, greenstick, incomplete, impacted, longitudinal, oblique, stress or transverse.

Glenohumeral: The shoulder girdle; consists of the glenoid capsule, head of the humerus and labrum.

Glenoid: Cavity of the scapula into which the head of the humerus fits to form the shoulder girdle.

Glenoid Labrum: A rim of fibrocartilaginous tissue attached around the margin of the glenoid fossa.

Grade One Injury: A mild injury in which ligament, tendon or other musculoskeletal tissue may have been stretch or confused, but not torn or otherwise disrupted.

Grade Two Injury: A moderate injury when musculoskeletal tissue has been partially, but not totally torn which causes appreciable limitation in function of the injured tissue.

Grade Three Injury: A severe injury in which tissue loss has been significant, and in some cases, totally torn or otherwise disrupted causing a virtual total loss of function.

Groin: Junction of the thigh and abdomen; location of muscles that rotate, flex and adduct the hip.

Hammer Toe: Condition when the first digit of a toe is at a different angle than the remaining digits of the same toe.

Hamstring: Category of muscle that runs from the buttocks to the knee along the back of the thigh. It functions to flex the knee and is often times injured as a result of improper conditioning or lack of muscle flexibility.

Hemarthrosis: Accumulation of blood within a joint as a result of an acute injury.

Hematoma: Tumor-like mass produced by an accumulation of coagulated blood in a cavity.

Hip Pointer: Contusion to the iliac crest.

Hydrotherapy: Treatment using water.

Hyperextension: Extreme extension of a limb or body part.

Iliotibial Band: A thick, wide fascial layer that runs from the iliac crest to the knee joint.

Inflammation: The body's natural response to injury in which the injury site might display various degrees of pain, swelling, heat, redness and/or loss of function.

Isometric Contraction: Muscular contraction in which tension is developed but no mechanical work is done.

Labrum (Labrum Glenoidale): The cartilage of the glenoid cavity in the shoulder. A lip-edged or lip-like structure.

Lateral Collateral Ligament (LGL): Ligament of the knee along the lateral aspect that connects the femur to the fibula. It provides lateral stability to the joint.

Ligament: Band of fibrous tissue that connects bone to bone or bone to cartilage and supports and strengthens joints.

Magnetic Resonance Imaging (MRI): Imaging procedure in which a radio frequency pulse causes certain electrical elements of the injured tissue to react to this pulse and through this process a computer display and permanent film establish a visual image. MRI does not require radiation and is very useful in the diagnosis of soft tissue, disc and meniscus injuries.

Medial Collateral Ligament: Ligament of knee along the medial aspect that connects the femur to the joint.

Meniscus: Crescent shaped cartilage, usually pertaining to the knee joint; also known as cartilage. There are two menisci in the knee, medial and lateral. These work to absorb weight with the knee and provide stability.

Metacarpals: Five long bones of the hand, running from the wrist to the fingers.

Metatarsals: Five long bones of the foot, running from the ankle to the toes.

Myositis: Inflammation of a muscle.

Orthotic: Any device applied to or around the body of physical impairment of disability commonly used to control foot mechanics.

Osteochondritis Desiccans: A piece of bone and/or cartilage loosened from its attachment after trauma and a cause of a lesion.

Osteomyelitis: An inflammatory disease of bone caused usually by infection with streptococcus or staphylococcus.

Patella: The kneecap. The patella functions to protect the distal end of the femur as well as increase the mechanical advantage and force generating capacities of the quadriceps muscle group.

Plantar Fasciitis: Inflammation of the plantar fascia; associated with overuse of acute foot injury.

Posterior Cruciate Ligament (PCL): A primary stabilizing ligament of the knee that provides significant stability and prevents displacement of the tibia backward within the knee joint. A complete tear of this ligament necessitating reconstruction could require up to 12 months of rehabilitation.

Quadriceps Muscles: A group of four muscles of the front thigh that run from the hip and form a common tendon at the patella; they are responsible for knee extension.

Reconstruction: Surgical rebuilding of a joint using natural, artificial or transplanted materials.

Rotator Cuff: Comprised of four muscles in the shoulder area that can be irritated by overuse. The muscles are the supraspinatus (most commonly injured), infraspinatus, teres minor and subscapularis.

Sacroiliac: Junction of the sacrum with the hip bone.

Sacrum: Group of five fused vertebrae located just below the lumbar vertebrae of the lower back.

Scapula: Shoulder blade.

Sciatica: Irritation of the sciatic nerve resulting in pain or tingling running down the inside of the leg.

Sciatic Nerve: Major nerve that carries impulses for muscular action and sensations between the low back and thigh and lower leg; it is the longest nerve in the body.

Shin Splint: A catch-all syndrome describing pain in the shin that is not a fracture or tumor and cannot be defined otherwise.

Spleen: Large, solid organ responsible for the normal production and destruction of blood cells.

Spondylosis: Abnormal vertebral fixation or immobility

Sprain: Injury resulting from the stretch or twist of the joint and causes various degrees of stretch or tear of a ligament or other soft tissue at the joint.

Strain: Injury resulting from a pull or torsion to the muscle or tendon that causes various degrees of stretch or tear to the muscle or tendon tissue.

Stress Fracture: A hair-line type of break in a bone caused by overuse.

Subluxation: Partial dislocation of a joint. The term usually implies that the joint can return to a normal position without formal reduction.

Synovial Fluid: Lubricating fluid for joints and tendons, produced in synovium, or the inner lining of a joint.

Synovitis: Inflammation of the synovial lining of a joint.

Talus: The ankle bone that articulates with the tibia and fibula to form the ankle joint.

Tarsals: Group of seven bones of the foot consisting of the calcaneus, talus, cuboid and three cuneiform bones.

Tendinitis: Inflammation of the tendon and/or tendon sheath, caused by chronic overuse of sudden injury.

Tendon: Tissue that connects muscle to bone.

Tenosynovitis: Swelling of a tendon sheath caused by calcium deposits, repeated strain or trauma.

Tibia: Larger of the two bones of the lower leg and is the weight-bearing bone of the shin.

Transcutaneous Electrical Nerve Stimulator (TENS): An electrical modality that sends a mild current through pads at the injury site which stimulates the brain to release the natural analgesic endorphin.

Transverse Process: Small lateral projection off the right and left side of each vertebrae that functions as an attachment site for muscles and ligaments of the spine.

Triceps: Muscle of the back of the upper arm, primarily responsible for extending the elbow.

Ulna: Forearm bone that runs from the lip of the elbow to the little finger side of the wrist.


Ulna Nerve: Nerve in the elbow commonly irritated from excessive throwing.

Ultrasound: An electrical modality that transmits a sound wave through an applicator into the skin to the soft tissue in order to heat the local area for relaxing the injured tissue and/or disperse edema.


"Wind Knocked Out": Syndrome describing a contraction of the abdominal nerve trunk, the solar plexus, as a result of an abdominal contusion.

PENGUINS WIVES WALTZ . . .

The first Penguins Wives Waltz will be held in March of 1993. The black tie affair will benefit the Ashley Barrasso Cancer Research Fund.



CCM THE PLAYERS 1



BERNIE
PARENT

66

1991-92: Won his third scoring title in the last five years, recording 131 points...Became one of only eight players in league history to win the Art Ross Trophy at least three times...Despite playing in only 64 games, ranked second in assists (87) and tied for seventh in goals (44) in the league...The last player to win a scoring title playing in 64 games or less was Bernie Geoffrion, in 1960 61 (played in 64 games in a 70 game season)...Was named Pro-Sot Player of the Year...One of only three players in NHL History to have won the Art Ross, Hart, Calder and Conn Smythe Trophies (Bobby Orr and Bryan Trottier)...Recorded his 1,000th career point in career game number 513 on Mar. 22 at Detroit, to become the second fastest player to record 1,000 points in NHL history (Wayne Gretzky in 424)...Recorded his 400th career goal on Mar. 14 at Toronto and his 600th career assist on Mar. 26 vs Vancouver...Had 39 multiple point games, including 10 multiple goal games...Recorded a hat trick on Oct. 15 at the Islanders, the 27th of his career...Had a season-high seven point game (2+5) vs Toronto on Dec. 26...Had the team's longest scoring streak, a 14 game streak from Mar. 6 to Apr. 13, recording 37 points (12+25)...Recorded 47 points (12+35) on the power play and was on the ice for 70 of the team's 72 power play games in games that he played...In the 64 games he played, he was on the ice for 181 of the club's 293 goals (61.7%)...Recorded a point in 29 of the 33 road games he played, totaling 58 points (20+38)...Ranked second on the team with a plus 27 rating...Only once during the season did he go consecutive games without a point...The team's goals against average with him in the lineup was 3.70, while without him it was 4.31...The Penguins averaged 4.57 goals per game with Lemieux playing, and scored an average of 3.06 goals per game in games he missed...Was named NHL Player of the Month in December and March...Was named player of the Week on three occasions...Missed 16 games due to injuries; back (13), shoulder (2) and flu (1)...**PLAYOFFS:** For the second straight year was named the Most Valuable Player in the playoffs...Led all players in points (34), goals (16), power play goals (8) and game-winning goals (5), despite missing six games...Ranked second in assists with 18...Only the second player in league history to win back-to-back Conn Smythe Trophies (Bernie Parent in 1974 & 1975) and only the fifth player to lead the playoffs in scoring two straight years...Tied NHL record for the most game-winning goals (5) in the playoffs...Set club playoff record with eight power play goals...Recorded six points (3+3) on April 23 vs Washington, including an NHL playoff record-tying four-point period...Became the first player to record four points in a period in a playoff game on two occasions (April 25, 1989 vs Philadelphia)...Recorded 11 multiple point games, including six multiple goal games...Has at least one point in 29 of his last 31 playoff games (30+40) and a point in 43 of his 49 career playoff games...Missed the first game of the playoffs with a shoulder injury and missed five other games with a broken left hand suffered on May 5 at the Rangers in Game Two of the Division Finals.

CAREER PLAYING RECORD

SEASON	TEAM	LEAGUE	Regular Season				PIM	Playoffs				
			GP	G	A	PTS		GP	G	A	PTS	PIM
1981-82	Laval	QMJHL	64	30	66	96	22	18	5	9	14	31
1982-83	Laval (b)	QMJHL	66	84	100	184	76	12	14	18	32	18
1983-84	Laval (abandon)	QMJHL	70	133*	149*	282*	92	14	29*	23*	52*	29
1984-85	PITTSBURGH (fp)	NHL	73	43	57	100	54	-	-	-	-	-
1985-86	PITTSBURGH (hl)	NHL	79	48	93	141	43	-	-	-	-	-
1986-87	PITTSBURGH (h)	NHL	63	54	53	107	57	-	-	-	-	-
1987-88	PITTSBURGH (jkl)	NHL	77	70*	98	168*	92	-	-	-	-	-
1988-89	PITTSBURGH (kl)	NHL	76	85*	114*	199*	100	11	12	7	19	16
1989-90	PITTSBURGH	NHL	59	45	78	123	78	-	-	-	-	-
1990-91	PITTSBURGH (m)	NHL	26	19	26	45	30	23	16	28*	44*	16
1991-92	PITTSBURGH (km)	NHL	64	44	87	131*	94	15	16*	18	34*	2
NHL & PGH TOTALS			517	408	606	1014	548	49	44	53	97	34

- * - League leading figure
- a - June, 1984 - Drafted by Pittsburgh in 1984 Entry Draft, First Penguins pick, first overall, first round.
- b - QMJHL Second All-Star Team (1982-83) c - QMJHL First All-Star Team (1983-84)
- d - QMJHL Most Valuable Player (1983-84)
- e - Canadian Major Junior Player of the Year (1983-84)
- f - Won Calder Memorial Trophy (1984-85) g - NHL All-Rookie Team (1984-85)
- h - NHL Second All-Star Team (1984-85 & 1986-87)
- i - Won Lester B. Pearson Award (1985-86 & 1987-88)
- j - Won Hart Trophy (1987-88)
- k - Won Art Ross Trophy (1987-88, 1988-89 & 1991-92)
- l - NHL First All-Star Team (1987-88 & 1988-89) m - Won Conn Smythe Trophy (1991 & 1992)

CAREER: Drafted by Pittsburgh in the 1984 Entry Draft, first overall...Played his junior Hockey with Laval (QMJHL)...In his final season with Laval in 1983-84, was named Canadian Major Junior Player of the Year, recording 282 points (133+149)...Set a junior record scoring in 81 consecutive games...During his rookie season (1984-85), became only the third rookie in league history to score 100 or more points...Was selected as the NHL's Rookie of Year (Calder Trophy) and also was named to the NHL All-Rookie Team...Scored two goals and added one assist in the NHL All-Star Game in Calgary, earning him Most Valuable Player honors for the game...Scored a goal in his first game, on his first shift and on his first shot on Oct. 11 at Boston vs Pete Peeters...Missed seven games during his first season with a knee injury...still holds club rookie records for goals (43), assists (57) and points (100)...In 1985-86 finished second in league scoring with 141 points...Led the team in goals (48) and assists (93)...Had a 28-game scoring streak from Jan. 11 to Mar. 15, recording 59 points (21+38)...Had 44 multiple point games, including his first six-point game (4+2) on Dec. 31 at St. Louis...Had a point in 65 of 79 games played...Finished second in the Hart Trophy voting, while being named to the second All-Star Team...Awarded the Lester B. Pearson Award given by the NHLPA to the NHL's best player...Despite playing in only 63 games in 1986-87, still led the team in goals (54), assists (53) and points (107)...Was tied for third in the NHL in points and goals and ranked third in power play goals with 18...Became the fifth player in club history to record 50 goals in a season with his 50th on Mar. 12 vs Quebec...Had a point in 48 of 63 games, including 32 multiple point games...Named NHL Player of the Month in October...Honored as Pittsburgh's Dapper Dan Man of the Year...Missed 17 games, 13 with a sprained right knee suffered on Dec. 20 vs Philadelphia and four games with bronchitis...Played in the 1987 Canada Cup Tournament for Team Canada, leading all players with 11 goals and finishing second with 18 points...In 1987-88, captured the Hart Trophy, as the league's Most Valuable Player, as well as winning the Art Ross Trophy, as the NHL's leading scorer...Became the third youngest player to win the Hart Trophy (Orr & Gretzky) and the second youngest player to win both the Hart & Art Ross Trophies in the same season (Orr)...Recorded 70 goals, 98 assists and 168 points...became only the fourth player in league history to score 70 goals in a season...Led the NHL in goals and short-handed goals (10) and finished second in assists...Named Most Valuable Player of the 1988 NHL All-Star Game at St. Louis, scoring an All-Star Game record six points (3+3), including the game-winning goal in overtime...Had 49 multiple point games while recording a point in 66 of 77 games he played...Led the league and set a club record with 382 shots on goal...Won the Lester B. Pearson Award and was named as the Dodge NHL Performer of the Year...Won his second straight scoring title in 1988-89, recording 199 points...Ranked first in goals with 85 and tied for first in assists with 114...His 85 goals were the third highest total in a single season in league history and he became the second player (Gretzky) to record 70 or more goals in two different seasons...Became only the third player (Orr & Gretzky) to record over 100 assists in a single season in NHL history...Set a single season league record with 13 short-handed goals...Led the NHL with 31 power play goals, becoming only the third player (Tim Kerr & Joe Nieuwendyk) in league history to record over 30 power play goals in a season...Was involved in 57.3% of the team's goals, the highest percentage in league history...Became the team's all-time leading scorer on Jan. 20 at Winnipeg, recording his 715th point, passing former Penguin Rick Kehoe...Set a club record for the most three-goal games in a season, recording nine hat tricks...Led the team with 80 power play points and was on the ice for 110 of the team's 119 power play goals...Set a club record for goals in a game scoring five goals on Dec. 31 vs New Jersey, becoming the first player in NHL history to record an even strength, power play, short-handed, penalty shot and empty net goal in the same game...Had 49 multiple point games, while recording a point in 68 of the 76 games he played...Named to the First All-Star Team at center and named Dodge NHL Performer of the Year...Missed four games with injuries; sprained forearm (2) and groin (2)...Led the team in the playoffs with 19 points (12+7), while finishing fourth in goals in the league...In 1989-1990 despite missing 21 games with a back injury, finished fourth in league scoring with 123 points (45+78)...Won his third All-Star Game Most Valuable Player Award, scoring four goals in the 1990 game in Pittsburgh...Recorded a 46-game scoring streak from Oct. 31 to Feb. 11, the second longest streak in NHL history...Recorded 103 points (39+64) during the streak...The streak ending on Feb. 14 at the Rangers, when his back forced him to leave the game after one period...Missed the following 21 games...Was leading the NHL in scoring by 11 points when he was forced out of the lineup...Returned for the Penguins last game on Mar. 31 vs Buffalo recording two points (1+1)...Had back surgery on July 11 for a herniated disc...Missed the first 50 games of the 1990-91 season recovering from the back surgery...Returned on Jan. 26 at Quebec recording three assists...Recorded a point in 22 of the 26 games he played...Won the Conn Smythe Trophy as the Most Valuable Player in the playoffs, leading the playoffs in points with 44...Led the playoffs in assists with 28 and was tied for second in goals with 16...Recorded a point in 22 of the 23 playoff games, missing one game with back spasms.

PERSONAL: Mario makes his home in Pittsburgh year-round...Enjoys golf during the off-season...Traveled to Scotland in the off-season to play golf on some of the country's best golf courses...An avid wine collector...Has served as honorary chairman for the Pittsburgh Cancer Institute for the past five years.

NARIO LEMIEUX CAREER HIGHLIGHTS

NATIONAL HOCKEY LEAGUE RECORDS & CAREER NOTES

- Ranks 36th among all-time NHL players with 408 career goals and has the second highest goals-per-game average in league history (.789%).
- Ranks 34th among all-time NHL players in scoring with 1,014 points and has the second best points-per-game average in NHL history (1.96%).
- Ranks 33rd among all-time NHL players with 606 assists and has the second highest assists-per-game average (1.17%).
- Ranks sixth in league history with 27 career three or more goal games.
- Tied for third for the most career 100 or more points seasons (seven) in NHL history.
- Holds NHL record for the most short-handed goals in a season with 13 in 1988-89.
- Scored 85 goals in 1988-89, the fourth highest single season total in league history.
- One of only three players in NHL history to score 70 or more goals in different seasons (1987-88 & 1988-89).
- One of only three players to record 100 or more assists in a single season.
- Scored 54 goals in the first 50 games of the 1988-89 season, the third highest total in league history.
- Had the second longest point-scoring streak in NHL history, scoring in 46 consecutive games in the 1989-90 season, recording 103 points.
- Tied for the lead in career overtime goals with seven (Jari Kurri).
- Recorded 100 points in his rookie season, the third highest total for a rookie in league history.
- Scored his 1,000th career point on Mar. 22, 1992 at Detroit, his 513th career game, becoming the second fastest player to record 1,000 points in NHL history.

PITTSBURGH PENGUINS CLUB RECORDS

- Ranks first in all-time club scoring with 1,014 points, first in goals (408) and assists (606).
- Ranks first in power play goals (132) and short-handed goals (31).
- Recorded the most goals (85), assists (114) and points (199) in a season (1988-89) in Penguins history.
- Holds club record for the most goals (5) and points (8-twice) in a game.
- Is tied for the Penguins record for most assists (6) in a game.
- Ranks seventh in club history in all-time games played with 517.
- Ranks second in club history with 36 game-winning goals.
- Holds the club records for the most hat tricks in a season (9 in 1988-89) and career (27).
- Has recorded 294 career multiple point games, including 163 games with three or more points.
- Has recorded 92 multiple goal games.
- Has never gone longer than seven games without a goal and never more than two consecutive games without a point.
- In 517 career games he has played, he has registered a point on 48.2% of the team's goals.

NHL PLAYOFF RECORDS

- Recorded the second highest point total in a single playoff year with 44 points in 1991.
- Recorded the second highest point total in a final series with 12 points in the 1991 Stanley Cup Finals vs Minnesota.
- Recorded second highest goal total in a six-game final series with five goals vs Minnesota in 1991.
- Has a 1.98 career playoff point-per-game average, the highest average in playoff history.
- Club's all-time playoff leader in goals (44), assists (53), points (97).

HONORS & AWARDS

- Winner of the Conn Smythe Trophy as the Playoff MVP in 1991 and 1992.
- Won Calder Memorial Trophy (Rookie of the Year) in 1985.
- Named to the NHL All-Rookie Team in 1985.
- Won the Hart Trophy as the NHL's Most Valuable Player in 1988.
- Won the Art Ross Trophy as the NHL's scoring leader in 1988, 1989 & 1992.
- Named to the NHL First All-Star Team in 1988 & 1989.
- Named to the NHL's Second All-Star Team in 1986, 1987 & 1992.
- Has played in six NHL All-Star Games (plus Rendez Vous 87), winning MVP honors in 1985 (Calgary), 1988 (St. Louis) and 1990 (Pittsburgh).
- Won the Lester B. Pearson Award in 1986 & 1988.
- Honored as Pittsburgh's Dapper Dan Man of the Year in 1986 & 1989.

MARIO LEMIEUX
NHL CAREER SCORING vs

Team	GP	G	A	PTS	PIM	PPG
Boston	19	11	17	28	16	1.47
Buffalo	20	22	19	41	30	2.05
Calgary	17	15	26	41	6	2.41
Chicago	18	17	29	46	16	2.55
Detroit	18	15	30	45	12	2.50
Edmonton	20	10	27	37	12	1.85
Hartford	19	20	20	40	12	2.10
Los Angeles	20	15	29	44	12	2.20
Minnesota	19	10	17	27	22	1.42
Montreal	17	8	15	23	8	1.35
New Jersey	44	30	56	86	65	1.95
NY Islanders	46	33	54	87	221	1.89
NY Rangers	47	39	58	97	60	2.06
Philadelphia	46	30	39	69	50	1.50
Quebec	22	24	25	49	14	2.22
San Jose	3	5	8	13	2	4.33
St. Louis	17	13	19	32	16	1.88
Toronto	21	23	29	52	16	2.47
Vancouver	20	20	27	47	47	2.35
Washington	45	32	39	71	88	1.57
Winnipeg	19	16	23	39	22	2.05
TOTAL	517	408	606	1014	548	1.96

FIRST NHL GAME: Oct. 11, 1984 - a 4-3 loss at Boston.

FIRST NHL POINT: Oct. 11, 1984 - a goal in a 4-3 loss at Boston.

FIRST NHL GOAL: Oct. 11, 1984 - in a 4-3 loss at Boston vs Pete Peeters.

MILESTONES ACHIEVED: 500th game (2/22/92 at Montreal)...400th goal (3/14/92 at Toronto)...900th point (11/2/91 vs Hartford)...1,000th point (3/22/92 at Hartford)...600th assist (3/26/92 vs. Vancouver).

MILESTONES WITHIN REACH: (current total): 600 games (517); 700 assists (606); 1,100 points (1,014).


SINGLE GAME HIGHS:


MOST GOALS: 5 - Dec. 31, 1988 in an 8-6 Pittsburgh win vs New Jersey.

MOST ASSISTS: 6 - Oct. 15, 1988 in a 9-2 Pittsburgh win vs St. Louis.

MOST POINTS: 8 - Oct. 15, 1988 in a 9-2 Pittsburgh win vs St. Louis (2g,6a) and Dec. 31, 1988 in an 8-6 Pittsburgh win vs New Jersey (5g,3a)

MOST PENALTY MINUTES: 24 - Nov. 26, 1988 in a 4-3 Pittsburgh win vs Philadelphia.





TOM BARRASSO 85

1991-92: Recorded 25 wins, including his 200th NHL victory on Mar. 19 vs Quebec...Has recorded 20-or-more wins in seven of his nine NHL seasons...Has recorded 52 wins in the past two seasons, the most ever in back-to-back seasons by a Penguin goaltender in club history...Set a club record for the most road wins in a season with 12...Played in 57 games, the most by a Penguin goaltender since Michel Dion played in 62 in 1981-82...Missed 12 total games with injuries, hand (2), ankle (3), flu (1) and back (6)...**PLAYOFFS:** Won the last 11 games of the playoffs to tie an NHL record for consecutive wins in the playoffs...Won 16 overall games in the playoffs, which ties an NHL playoff record for wins in a single playoff year...Finished the playoffs with a goals against average of 2.82 and a save percentage of .907...Recorded a goals against average of 2.14 in the final 11 games...Recorded one shutout in the playoffs on May 30 at Chicago, 1-0, making 21 saves...Had a .943 save percentage vs Boston in the Wales Conference Finals, stopping 115 of 122 shots...In the final three rounds, had a save percentage of .920, stopping 401 of 436 shots...One of only four active goalies to have won two or more Stanley Cups.

CAREER: A first round selection by Buffalo in the 1983 Entry Draft...Was drafted fifth overall, which is the highest a goalie has ever been drafted...Was drafted right out of Acton-Boxboro High School and played his first NHL game at the age of 18...Won the Calder Trophy, as the NHL's rookie of the year and the Vezina Trophy as the NHL's best goaltender in 1983-84...One of only four goalies to win both awards in the same season...Also in his rookie season was named to the First All-Star Team and to the All-Rookie Team...Ranked second in the league with a goals against average of 2.84...Was a member of Team USA in the 1984 Canada Cup...Shared the William Jennings Trophy with Bob Sauve in 1984-85, as the team that allowed the fewest goals against...Finished second in the Vezina Trophy voting behind Pelle Lindbergh...Led the league in 1984-85 with a goals against average of 2.66 in 54 games and was named to the Second All-Star Team...Voted to start the NHL 1985 All-Star Game in Calgary, allowing two goals in 30 minutes of play...Played in a career-high 60 games in 1985-86 and finished tied for third in wins with a career-high 29...Was a member of Team USA in the 1987 Canada Cup...In 1987-88, was again second in the Vezina voting, this time trailing Grant Fuhr...Was tied for third with an .896 save percentage and tied for fifth with 25 wins...Was named NHL Player of the Month in January 1988, the first Sabre ever so honored...Acquired by Pittsburgh on Nov. 12, 1988 from Buffalo, playing in 44 games with the Penguins...Set a club record with 57 saves on Mar. 12, 1989 at Chicago in a 6-5 victory...During the 1989-90 season, played in a career-low 24 games, missing 23 games due to a broken right wrist suffered on October 14 vs Montreal and 23 games due to a leave of absence given by the team on Feb. 9, due to his daughter's illness...Set a club record with 27 wins during the 1990-91 season...Named NHL Player of the Month for December 1990...Tied a club record for the most consecutive wins with seven from Dec. 3-31...Led all goalies in the playoffs with a goals against average of 2.60, was second in wins with 12 and finished first with a .919 save percentage...Recorded his first career playoff shutout in the Stanley Cup clinching game on May 25, 1991 at Minnesota (8-0)...Holds club playoff records for goaltenders with the most games played (52), wins (35) and shutouts (2)...In 10 Stanley Cup Finals games, has a goals against average of 2.47.

PERSONAL: Tom and wife Megan have three daughters, Ashley (5), Kelsey (3) and Mallory (four months)...Resides in Pittsburgh year-round...Enjoys golf.

CAREER PLAYING RECORD

SEASON	TEAM	LEAGUE	Regular Season				Playoffs				
			GP	MP	GA	SO	GP	MP	GA	SO	AVG
1981-82	Acton-Boxboro (a)	H.S.	23	1035	32	7	1.39	—	—	—	—
1982-83	Acton-Boxboro	H.S.	23	1035	17	10	0.73	—	—	—	—
1983-84	Buffalo (bcde)	NHL	42	2475	117	2	2.84	3	139	8	0 3.45
1984-85	Buffalo (fg)	NHL	54	3248	144	5*	2.66	5	300	22	0 4.40
	Rochester	AHL	5	267	6	1	1.35	—	—	—	—
1985-86	Buffalo	NHL	60	3561	214	2	3.61	—	—	—	—
1986-87	Buffalo	NHL	46	2501	152	2	3.65	—	—	—	—
1987-88	Buffalo	NHL	54	3133	173	2	3.31	4	224	16	0 4.29
1988-89	Buffalo (h)	NHL	10	545	45	0	4.95	—	—	—	—
	PITTSBURGH	NHL	44	2466	162	0	4.04	11	631	40	0 3.80
1989-90	PITTSBURGH	NHL	24	1294	101	0	4.68	—	—	—	—
1990-91	PITTSBURGH	NHL	45	2754	165	1	3.59	20	1175	51	1 2.60
1991-92	PITTSBURGH	NHL	57	3329	196	1	3.53	21	1233	58	1 2.62
	NHL TOTALS		439	25246	1469	15	3.49	64	3702	195	2 3.16
	PGH TOTALS		173	9783	624	2	3.83	52	3039	149	2 2.94

* - League-leading figure

a - June, 1983 - Drafted by Buffalo in 1983 NHL Entry Draft. First Sabres pick, 5th overall, first round.

b - NHL First All-Star Team (1983-84)

c - Won Vezina Trophy (1983-84)

d - Won Calder Memorial Trophy (1983-84)

e - NHL All-Rookie Team (1983-84)

f - NHL Second All-Star Team (1984-85)

g - Shared William Jennings Trophy with Bob Sauve (1984-85)

h - November, 1988 - Traded with Buffalo's third round choice in 1990 Entry Draft by Buffalo to Pittsburgh for Doug Boeger and Darin Shannon.

**TOM BARRASSO
NHL CAREER RECORD vs**

Team	GP	MIN	GA	SO	AVG	W-L-T
Boston	36	2173	133	2	3.67	15-14-7
Buffalo	6	340	21	0	3.71	3-3-0
Calgary	14	710	42	0	3.55	7-6-0
Chicago	15	909	62	0	4.09	8-6-1
Detroit	19	1174	52	1	2.66	8-4-7
Edmonton	13	744	56	1	4.52	4-8-1
Hartford	40	2293	131	3	3.43	16-17-4
Los Angeles	16	922	51	1	3.32	5-8-2
Minnesota	12	669	37	0	3.32	5-4-2
Montreal	29	1655	92	2	3.34	9-15-4
New Jersey	31	1734	103	1	3.56	16-8-4
NY Islanders	24	1311	83	0	3.80	12-7-2
NY Rangers	29	1678	96	0	3.43	13-10-4
Philadelphia	23	1362	73	0	3.22	10-9-3
Pittsburgh	11	655	35	0	3.21	4-3-3
Quebec	33	1886	112	0	3.56	15-13-3
San Jose	2	120	3	1	1.50	2-0-0
St. Louis	18	967	51	0	3.16	9-6-1
Toronto	15	896	51	1	3.42	10-5-0
Vancouver	10	568	44	0	4.65	5-5-0
Washington	24	1300	77	1	3.55	12-9-2
Winnipeg	19	1180	64	1	3.25	13-7-0
TOTAL	439	25246	1469	15	3.49	201-167-50

FIRST NHL GAME: Oct. 5, 1983 - a 5-3 Buffalo win vs Hartford.

FIRST NHL WIN: Oct. 5, 1983 - a 5-3 Buffalo win vs Hartford.


FIRST NHL SHUTOUT: Jan. 18, 1984 - a 4-0 win at Los Angeles.


MILESTONES ACHIEVED: 100th win (12/23/87 at Detroit) ...200th win (3/19/92 vs Quebec).

MILESTONES WITHIN REACH (current total): 500 games (439).

BARRASSO FAST FACTS

- Had a goal against average of 2.14 in his last 11 games of the playoffs (winning streak);
- Recorded his second career playoff shutout in the finals on May 30 at Chicago, 1-0, becoming only the 16th goalie to record at least two shutouts in the finals;
- With 38 career playoff wins, ranks fifth among active goalies and is tied for 14th with Bernie Parent among all-time goalies;
- Had a save percentage of .908 in the finals and .912 in the semi-finals;
- One of four active goaltenders to have won two Stanley Cups (Grant Fuhr, Andy Moog and Bill Ranford);
- Played in his 400th career game on November 23 vs. the Islanders and ranks third among Penguins goaltenders having played in 173 games with Pittsburgh;
- Ranks second among Penguins netminders with 77 wins, trailing only Denis Herron with 88;
- Recorded his 200th career win on March 19 vs. Quebec, only the 36th goalie in league history to reach that plateau.





JAY
CAULFIELD

16

1991-92: Played in 52 games, the second-highest number of games he has played in one season...Finished third on the team with 175 penalty minutes...Received a 10-game NHL suspension for coming off the bench and becoming involved in an altercation on Dec. 3 at Edmonton...Ranks eighth in club history with 654 penalty minutes...Missed eight games due to an injury: back (8)...**PLAYOFFS:** Played in five games in the playoffs, recording two penalty minutes.

CAREER: Signed by the NY Rangers on Oct. 8, 1985...Split the **1985-86** season between Toledo (IHL) and New Haven (AHL)...In **1986-87** played 13 games with the NY Rangers...Traded to Minnesota by the Rangers on Oct. 8, 1987...Played most of the **1987-88** season with Kalamazoo (IHL), but did appear in one game for Minnesota...Acquired by Pittsburgh in the **1988 NHL Waiver Draft** on Oct. 3, 1988...Played in a career-high 58 games in **1988-89**...With 285 penalty minutes, set club records for the most penalty minutes in a season by a right wing and by a rookie...In **1989-90** played in 37 games, missing 18 games with a dislocated finger suffered on Feb. 2 vs Edmonton...In **1990-91**, played in 23 games, scoring his first career game-winning goal on Oct. 30 at Philadelphia.

PERSONAL: Jay and wife Alicia make their home in Pittsburgh year-round...Enjoys working out in the summer, as well as playing golf...Has been involved in many different charity events in the Pittsburgh area.

CAREER PLAYING RECORD

SEASON	TEAM	LEAGUE	GP	Regular Season				GP	Playoffs				
				G	A	PTS	PIM		G	A	PTS	PIM	
1984-85	North Dakota (a)	WCHA	1	0	0	0	0	-	-	-	-	-	-
1985-86	Toledo	IHL	30	5	4	9	54	-	-	-	-	-	-
	New Haven	AHL	40	2	3	5	40	1	0	0	0	0	0
1986-87	NY Rangers	NHL	13	2	1	3	45	3	0	0	0	0	12
	Flint	IHL	12	4	3	7	59	-	-	-	-	-	-
	New Haven	AHL	13	0	0	0	43	-	-	-	-	-	-
1987-88	Minnesota (b)	NHL	1	0	0	0	0	-	-	-	-	-	-
	Kalamazoo	IHL	65	5	10	15	273	6	0	1	1	47	
1988-89	PITTSBURGH (c)	NHL	58	1	4	5	285	9	0	0	0	28	
1989-90	PITTSBURGH	NHL	37	1	2	3	123	-	-	-	-	-	-
1990-91	PITTSBURGH	NHL	23	1	1	2	71	-	-	-	-	-	-
	Muskegon	IHL	3	1	0	1	18	-	-	-	-	-	-
1991-92	PITTSBURGH	NHL	52	0	0	0	175	5	0	0	0	0	2
NHL TOTALS			184	5	8	13	699	12	0	0	0	0	42
PGH TOTALS			170	3	7	10	654	14	0	0	0	0	30

a - October 8, 1985 - Signed by NY Rangers as a free agent.

b - October 8, 1987 - Traded by NY Rangers to Minnesota with Dave Gagner for Jari Gronstrand and Paul Boutilier.

c - October 3, 1988 - Drafted by Pittsburgh in NHL Waiver Draft.

JAY CAUFIELD
NHL CAREER SCORING vs

Team	GP	G	A	PTS	PIM	PPG
Boston	5	0	0	0	6	0.00
Buffalo	7	0	0	0	36	0.00
Calgary	8	0	0	0	17	0.00
Chicago	6	0	0	0	17	0.00
Detroit	10	0	0	0	0	0.00
Edmonton	4	0	0	0	20	0.00
Hartford	11	1	1	2	10	0.18
Los Angeles	4	0	0	0	19	0.00
Minnesota	10	0	1	1	49	0.10
Montreal	8	1	0	1	15	0.12
New Jersey	13	0	1	1	43	0.07
NY Islanders	13	0	3	3	40	0.23
NY Rangers	17	1	C	1	129	0.05
Philadelphia	22	1	1	2	94	0.09
Quebec	5	0	0	0	19	0.00
San Jose	1	0	0	0	7	0.00
St. Louis	5	0	0	0	30	0.00
Toronto	5	0	0	0	6	0.00
Vancouver	7	0	0	0	16	0.00
Washington	19	1	C	1	119	0.05
Winnipeg	4	0	1	1	7	0.25
TOTAL	184	5	8	13	699	0.07

FIRST NHL GAME: Feb. 24, 1987 - a 6-3 Rangers win at Buffalo.

FIRST NHL POINT: Mar. 30, 1987 - an assist on a George McPhee goal in a 6-5 Rangers win at Minnesota.

FIRST NHL GOAL: Apr. 4, 1987 - in a 5-3 Rangers loss at Hartford vs Mike Liut.

MILESTONES ACHIEVED: 100th game (1/28/90 at Buffalo)... 500th penalty minute (2/24/91 at Washington).

MILESTONES WITHIN REACH (current total): 200 games (184)... 700 penalty minutes (699).

SINGLE GAME HIGHS


MOST GOALS: 1 - Five times.

MOST ASSISTS: 1 - Eight times.

MOST POINTS: 1 - 13 times.

MOST PENALTY MINUTES: 22 - Apr. 16, 1992 in a 7-1 Pittsburgh loss at NY Rangers.





JEFF
CHYCHRUN

6

1991-92: Acquired by the Penguins on Feb. 19 from Los Angeles...Missed the first 20 games of the season with the Kings recovering from off-season wrist surgery...Was assigned to Phoenix (IHL) by the Kings for conditioning purposes on Nov. 16...Recalled on Nov. 29 and played in his first game for the Kings on Nov. 30...Played in 17 of 22 games after being acquired by the Penguins, recording one assist...Has recorded over 100 penalty minutes in each of his four NHL seasons...Missed 22 games (all with the Kings) due to injuries: wrist (20) and flu (2).

CAREER: Drafted by Philadelphia in the 1984 Entry Draft, in the second round from Kingston (OHL)...In his first pro season (1986-87) spent almost the entire season with Hershey (AHL), although he did make his NHL debut on Dec. 2...In 1987-88 was a member of Hershey's Calder Cup Championship team...In 1988-89 was the only Flyer player to play in all 80 games...Led the team in penalty minutes with 245...Ranked fourth on the team with a plus 11 rating, which ranked first among all NHL rookie defensemen...Recorded a career-high 250 penalty minutes in 1989-90...In 1990-91 missed 41 games due to a fractured left wrist suffered on Dec. 3...Was traded to Los Angeles by Philadelphia with Jari Kurri for Steve Duchesne and Steve Kasper on May 30, 1991...One of 15 players to play on the same team with both Wayne Gretzky and Mario Lemieux.

PERSONAL: Jeff spent the off-season in Nepean, Ontario...Enjoys traveling, fishing and playing slo-pitch softball...Is a fan of the Toronto Blue Jays.

BIGGEST INFLUENCE: His parents. "because they gave me every opportunity to chase my dreams."

GREATEST THRILLS IN HOCKEY: Winning the Stanley Cup...Winning the Calder Cup Championship in 1988 with Hershey...Being drafted.

CAREER PLAYING RECORD

SEASON	TEAM	LEAGUE	Regular Season				Playoffs					
			GP	G	A	PTS	PIM	GP	G	A	PTS	PIM
1983-84	Kingston (a)	OHL	63	1	13	14	137	—	—	—	—	—
1984-85	Kingston	OHL	58	4	10	14	206	—	—	—	—	—
1985-86	Kingston	OHL	61	4	21	25	127	10	2	1	3	17
	Hershey	AHL	—	—	—	—	—	4	0	1	1	9
1986-87	Kalamazoo	IHL	—	—	—	—	—	3	1	0	1	0
	Philadelphia	NHL	1	0	0	0	4	—	—	—	—	—
1987-88	Hershey	AHL	74	1	17	18	239	4	0	0	0	10
	Philadelphia	NHL	3	0	0	0	4	—	—	—	—	—
1988-89	Hershey	AHL	55	0	5	5	210	12	0	2	2	44
	Philadelphia	NHL	80	1	4	5	245	19	0	2	2	65
1989-90	Philadelphia	NHL	79	2	7	9	250	—	—	—	—	—
1990-91	Philadelphia (b)	NHL	36	0	6	6	105	—	—	—	—	—
1991-92	Los Angeles (c)	NHL	26	0	3	3	76	—	—	—	—	—
	Phoenix	IHL	3	0	0	0	6	—	—	—	—	—
	PITTSBURGH	NHL	17	0	1	1	35	—	—	—	—	—
NHL TOTALS			242	3	21	24	719	19	0	2	2	65
PGH TOTALS			17	0	1	1	35	—	—	—	—	—

- a - June, 1984 - Drafted by Philadelphia in 1984 Entry Draft. Flyers third choice, 3/7th overall, second round.
- b - May, 30, 1991 - Traded to Los Angeles by Philadelphia with Jari Kurri for Steve Duchesne, Steve Kasper and Los Angeles' fourth round choice in 1991 Entry Draft.
- c - February 19, 1992 - Traded to Pittsburgh by Los Angeles with Brian Benning and Los Angeles' first round draft choice in 1992 for Paul Coffey.

**JEFF CHYCHRUN
NHL CAREER SCORING vs**

Team	GP	G	A	PTS	PIM	PPG
Boston	9	0	0	0	27	0.00
Buffalo	7	0	0	0	25	0.00
Calgary	11	1	0	1	27	0.09
Chicago	10	0	0	0	26	0.00
Detroit	8	0	3	3	41	0.37
Edmonton	10	0	1	1	28	0.10
Hartford	8	0	0	0	11	0.00
Los Angeles	9	0	0	0	45	0.00
Minnesota	9	0	0	0	34	0.00
Montreal	10	0	1	1	6	0.10
New Jersey	22	0	2	2	55	0.09
NY Islanders	14	1	0	1	21	0.07
NY Rangers	19	0	3	3	73	0.15
Philadelphia	3	0	1	1	9	0.33
Pittsburgh	19	1	3	4	86	0.21
Quebec	10	0	0	0	17	0.00
San Jose	4	0	0	0	15	0.00
St. Louis	11	0	0	0	20	0.00
Toronto	9	0	2	2	30	0.22
Vancouver	11	0	3	3	27	0.27
Washington	21	0	1	1	66	0.04
Winnipeg	8	0	1	1	26	0.12
TOTAL	242	3	21	24	715	0.09

FIRST NHL GAME: Dec. 2, 1986 - a 7-4 Philadelphia win vs St. Louis.

FIRST NHL POINT: Oct. 29, 1988 - an assist on a Magnus Røupe goal in a 6-5 Philadelphia loss vs the NY Rangers.

FIRST NHL GOAL: Dec. 22, 1988 in a 4-2 Philadelphia win at NYI vs Bill Smith.

MILESTONES ACHIEVED: 200th game (11/11/91 vs New Jersey).

MILESTONES WITHIN REACH (current total): 300 games (242).

SINGLE GAME HIGHS

MOST GOALS: 1 - Three times.

MOST ASSISTS: 2 - Oct. 7, 1990 in a 7-2 Philadelphia win vs Detroit and Mar. 22, 1990 in a 5-3 Philadelphia win vs Pittsburgh.

MOST POINTS: 3 - Mar. 22, 1990 in a 5-3 Philadelphia win vs Pittsburgh (1g,2a).

MOST PENALTY MINUTES: 19-Feb. 11, 1991 in a Philadelphia loss vs Pittsburgh.


**NOTES ON CHYCHRUN
Jeff's All-Time NHL All-Star Team**

F-Bobby Hull	D-Bobby Orr
F-Gordie Howe	D-Larry Robinson
F-Wayne Gretzky	G-Grant Fuhr

His Picks As Best In The NHL Today

Forward: Mario Lemieux
Defenseman: Ray Bourque
Goaltender: Patrick Roy/Tom Barrasso
Penalty Killer: Mario Lemieux
Hardest Shot: Al MacInnis
Top All-Around Player: Mario Lemieux





BOB
ERREY

12

1991-92: Scored 19 goals just missing his fourth consecutive season with 20 or more goals ...Played in 78 games, his fourth consecutive season playing in 76 games or more...Has missed only nine games in the last four seasons...Recorded his first NHL hat trick, scoring three goals on Oct. 17 vs the Islanders...The Penguins were 12-4-0 in games when he scored a goal...Scored his second career penalty shot goal on Oct. 31 vs Minnesota and Darcy Wakaluk...Played in his 500th career game on Feb. 27 vs Hartford...Was second on the team with three short-handed goals...With 19 goals, had the fourth highest total in the league without scoring a power play goal...Missed two games due to injuries; foot (1) & hamstring (1)...**PLAYOFFS:** Recorded three goals in 14 playoff games...Recorded two goals in Game Five on April 27 at Washington, his first career playoff multiple goal game...Scored a short-handed goal on May 28 vs Chicago in the finals, the first goal of the game...Missed six games in the playoffs with a shoulder injury, suffered on May 9 vs the Rangers.

CAREER: First round selection by Pittsburgh in 1983 Entry Draft (15th overall), after being named to the OHL First All-Star Team the previous season, scoring 100 points (53+47) with Peterborough...Scored his first NHL goal in his first game and on his second shot on Oct. 4, 1983 at St. Louis...In 1984-85 played 16 games with Pittsburgh, while playing 59 games with Baltimore (AHL)...Split the 1985-86 season between Pittsburgh and Baltimore again, scoring 11 goals in 37 games with the Penguins...In 1986-87, played in 72 games with Pittsburgh, recording 34 points (16+18), including a 10-game scoring streak from Nov. 12-30...Missed the last eight games of the season with a sprained right knee...Suffered a broken left wrist in a pre-season game on Oct. 2 vs Montreal, missing the first 62 games of the 1987-88 season...Set career-highs in goals (26), assists (32) and points (58), while finishing fifth in team scoring in 1988-89...Was the only player in the NHL to record 25 or more goals and not score a power play goal...His +40 rating, was tied for seventh best in the league...In 1989-90, recorded his second consecutive 20-goal season, by scoring two goals in the next to last game of the season at St. Louis... During the 1990-91 season, recorded his third consecutive 20-goal season, scoring 10 of his 20 goals vs Patrick Division teams...Scored on a penalty shot vs New Jersey's Chris Terreri on Jan. 5...Recorded seven points (5+2) in 24 playoff games...Was a plus or even player in 19 of the 24 playoff games.

PERSONAL: Bob and wife Tracy spent the off-season at their cottage in Peterborough, Ontario...Enjoys playing golf and waterskiing.

CAREER PLAYING RECORD

SEASON	TEAM	LEAGUE	Regular Season					Playoffs				
			GP	G	A	PTS	PIM	GP	G	A	PTS	PIM
1981-82	Peterborough	OHL	88	29	31	60	39	9	3	1	4	9
1982-83	Peterborough (ab)	OHL	67	33	47	100	74	4	1	3	4	7
1983-84	PITTSBURGH	NHL	85	9	13	22	29	—	—	—	—	—
1984-85	PITTSBURGH	NHL	16	0	2	2	7	—	—	—	—	—
	Baltimore	AHL	59	17	24	41	14	8	3	4	7	11
1985-86	PITTSBURGH	NHL	37	11	6	17	8	—	—	—	—	—
	Baltimore	AHL	18	8	7	15	28	—	—	—	—	—
1986-87	PITTSBURGH	NHL	72	16	18	34	46	—	—	—	—	—
1987-88	PITTSBURGH	NHL	17	3	6	9	18	—	—	—	—	—
1988-89	PITTSBURGH	NHL	76	26	32	58	124	11	1	2	3	12
1989-90	PITTSBURGH	NHL	78	20	19	39	109	—	—	—	—	—
1990-91	PITTSBURGH	NHL	79	20	22	42	115	24	5	2	7	29
1991-92	PITTSBURGH	NHL	78	19	16	35	119	14	3	0	3	10
NHL & PGH TOTALS			518	124	134	258	575	49	9	4	13	51

a - OHL First All-Star Team (1982-83)

b - June, 1983 - Drafted by Pittsburgh in 1983 Entry Draft, First Penguins pick, (15th overall).

BOB ERRRY
NHL CAREER SCORING vs

Team	GP	G	A	PTS	PIM	PPG
Boston	20	2	5	7	28	0.35
Buffalo	19	5	8	13	16	0.68
Calgary	23	5	5	10	12	0.43
Chicago	19	6	5	11	18	0.57
Detroit	18	2	4	6	28	0.33
Edmonton	19	5	5	10	16	0.52
Hartford	20	2	5	7	31	0.35
Los Angeles	20	5	7	12	0	0.60
Minnesota	22	3	3	6	42	0.27
Montreal	17	4	3	7	15	0.41
New Jersey	43	7	9	16	50	0.37
NY Islanders	46	15	11	26	70	0.56
NY Rangers	46	11	16	27	85	0.58
Philadelphia	47	8	14	22	47	0.46
Quebec	20	6	6	12	6	0.60
San Jose	3	3	1	4	6	1.33
St. Louis	17	6	2	8	10	0.47
Toronto	20	9	7	16	12	0.80
Vancouver	18	4	2	6	14	0.33
Washington	40	9	13	22	56	0.55
Winnipeg	21	7	3	10	13	0.47
TOTAL	518	124	134	258	575	0.49

FIRST NHL GAME: Oct. 4, 1983 - a 5-3 loss at St. Louis.

FIRST NHL POINT: Oct. 4, 1983 - a goal in a 5-3 loss at St. Louis.

FIRST NHL GOAL: Oct. 4, 1983 vs Rick Heinz

MILESTONES ACHIEVED: 100th point (a goal on 11/16/88 at Toronto)...100th goal (2/19/91 vs Buffalo)...100th assist (12/3/90 at NYR)...200th point (an assist on 1/17/91 at Toronto)...500th game (2/27/92 vs Hartford).

MILESTONES WITHIN REACH (current total): 300 points (258).

SINGLE GAME HIGHS

MOST GOALS: 3-Oct. 17, 1991 in a 7-6 overtime win at NY Islanders.

MOST ASSISTS: 3-April 2, 1988 in 7-6 overtime win at Washington.


MOST POINTS: 3-six times.

MOST PENALTY MINUTES: 32-Oct. 30, 1988 in 9-2 loss at NY Rangers.

ERRRY FAST FACTS

- The Penguins were 12-4-0 in games when he scored a goal in 1991-92.
- Ranked second on the team with three short-handed goals and ranks sixth in club history with nine career short-handed goals.
- Tied for ninth place in club history with Ron Schock with 124 career goals.
- Ranks 15th in club history with 258 career points.
- Has missed only nine games in the last four seasons.





RON
FRANCIS

10

1991-92: Recorded 21 goals, the 11th consecutive season he has recorded 20-or-more...Missed the first nine games of the season before signing as a free agent on Oct. 25...Recorded 15 multiple point games, including three two-goal games...Finished seventh in team scoring with 54 points...Missed one game due to an ankle injury...**PLAYOFFS:** Led all players with 19 assists in the playoffs, while finishing third in points (27)...Set career playoff highs in goals (8), assists and points...Ranked second on the team with a plus eight rating...Recorded his first career playoff hat trick on May 9 vs the Rangers, scoring the third goal at 2:47 of overtime...Scored the Stanley Cup clinching goal in Game Four at Chicago on June 1...Ranks third in career club playoff scoring with 44 points (15+29).

CAREER: Hartford's first round (4th overall) choice in the **1981 NHL Entry Draft**...In **1981-82**, began the season with S.S. Marie (OHL), before being recalled by Hartford on Nov. 14...Was leading the OHL in scoring at the time of his recall...Recorded 68 points (25+43) in 59 games in his rookie season, finishing second on the team in assists...In **1982-83** led the team in points (90) and assists (59)...Played in the 1983 NHL All-Star Game in Uniondale, NY...Recorded his first NHL hat trick on Mar. 6 vs Quebec...In **1983-84**, led the Whalers in assists with 60, while finishing second in points (83)...Led the team in scoring in **1984-85** with 81 points (24+57) and played in the 1985 NHL All-Star Game in Calgary, scoring one goal...Played for Team Canada in the 1985 World Championships in Prague, Czechoslovakia...Missed 27 games in the **1985-86** season with a fractured left ankle... Finished the season tied for second in team scoring with 77 points...Was named to the 1986 NHL All-Star Game, but was unable to play due to his ankle injury...Recorded 93 points (30+63) in **1986-87** to lead the Whalers in scoring...In **1987-1988** led Hartford in points (75) and assists (50)...Missed 11 games with a broken finger in **1988-89**, finishing second in team scoring with 77 points...In **1989-90** recorded career-highs in goals (32), assists (69) and points (101), finishing tied for 12th in league scoring...Recorded two assists in the 1990 NHL All-Star Game in Pittsburgh...In **1990-91**, acquired by the Penguins from the Whalers on March 4...Was the Whalers' leading scorer at the time of the trade with 76 points (21+55)...Finished 20th in NHL in scoring with 87 points...Is the Whalers all-time leader in goals (264), assists (557), points (821), games played (714), hat tricks (9) and power play goals (83)...In the 1991 playoffs, was tied for the team lead in game-winning goals with four and tied for fifth in the league with a plus 13 rating.

PERSONAL: Ron and wife Mary Lou have a daughter Kaitlyn (20 months)...Resides in Unionville, CT during the off-season...Active in charity and community work including involvement with Special Olympics...Enjoys golfing and traveling...Has one brother.

CAREER PLAYING RECORD

SEASON	TEAM	LEAGUE	Regular Season					Playoffs				
			GP	G	A	PTS	PIM	GP	G	A	PTS	PIM
1980-81	S.S. Marie (a)	OHA	64	26	43	69	33	19	7	8	15	34
1981-82	S.S. Marie	OHL	25	18	30	48	46	---	---	---	---	---
1982-83	Hartford	NHL	59	25	43	68	51	---	---	---	---	---
1983-84	Hartford	NHL	79	31	59	90	60	---	---	---	---	---
1984-85	Hartford	NHL	72	23	60	83	45	---	---	---	---	---
1984-85	Hartford	NHL	80	24	57	81	66	---	---	---	---	---
1985-86	Hartford	NHL	53	24	53	77	24	10	1	2	3	4
1986-87	Hartford	NHL	75	30	63	93	45	6	2	2	4	6
1987-88	Hartford	NHL	80	25	50	75	89	6	2	5	7	2
1988-89	Hartford	NHL	69	29	48	77	36	4	0	2	2	0
1989-90	Hartford	NHL	80	32	69	101	73	7	3	3	6	8
1990-91	Hartford (b)	NHL	67	21	55	76	51	---	---	---	---	---
1990-91	PITTSBURGH	NHL	14	2	9	11	21	24	7	10	17	24
1991-92	PITTSBURGH	NHL	70	21	33	54	30	21	8	19*	27	6
NHL TOTALS			798	287	599	886	591	78	23	43	66	50
PGH TOTALS			84	23	42	65	172	45	15	29	44	30

* - League-leading figure

a - June, 1981 - Drafted by Hartford in 1981 NHL Entry Draft, First Whalers choice, fourth overall, first round.

b - March 4, 1991 - Traded to Pittsburgh by Hartford with Ulf Samuelsson and Grant Jennings for John Cullen, Zatley Zalapski and Jeff Parker.

RON FRANCIS
NHL CAREER SCORING vs

Team	GP	G	A	PTS	PIM	PPG
Boston	73	18	57	75	46	1.02
Buffalo	72	21	41	62	46	0.86
Calgary	30	10	33	43	16	1.43
Chicago	30	11	31	42	20	1.36
Detroit	30	16	22	38	17	1.28
Edmonton	28	12	20	32	19	1.14
Hartford	4	0	3	3	2	0.75
Los Angeles	33	12	22	34	10	1.03
Minnesota	28	11	28	39	18	1.39
Montreal	77	31	44	75	65	0.97
New Jersey	31	14	20	34	46	1.09
NY Islanders	33	8	8	16	16	0.48
NY Rangers	35	12	34	46	22	1.31
Philadelphia	35	10	29	39	25	1.11
Pittsburgh	28	14	28	42	19	1.50
Quebec	78	29	55	84	87	1.07
San Jose	3	0	4	4	0	1.33
St. Louis	27	10	23	33	18	1.22
Toronto	31	22	33	55	26	1.77
Vancouver	30	11	28	39	21	1.30
Washington	34	7	18	25	28	0.73
Winnipeg	28	8	18	26	24	0.92
TOTAL	798	287	599	886	591	1.11

FIRST NHL GAME: Nov. 14, 1981 - an 8-4 Hartford loss vs Washington.

FIRST NHL POINT: Nov. 18, 1981 - an assist on a Doug Sulliman goal in an 8-5 Hartford win vs Toronto.

FIRST NHL GOAL: Nov. 18, 1981 - in an 8-5 Hartford win vs Toronto vs Vincent Tremblay.

MILESTONES ACHIEVED: 700th game (2/2/91 at Philadelphia)...200th goal (1/25/89 vs St. Louis)...500th assist (3/24/90 vs Montreal)...800th point (2/9/91 vs Calgary).

MILESTONES WITHIN REACH (current total): 800 games (798); 300 goals (287); 600 assists (599); 900 points (886).

SINGLE GAME HIGHS

MOST GOALS: 4 - Feb. 12, 1984 in an 11-0 Hartford win vs Edmonton.

MOST ASSISTS: 6 - Mar. 5, 1987 in a 10-2 Hartford win vs Boston.

MOST POINTS: 6 - Mar. 5, 1987 in a 10-2 Hartford win vs Boston (5a) and Oct. 8, 1989 in a 9-6 Hartford win at Quebec (3g,3a).

MOST PENALTY MINUTES: 15 - Mar. 19, 1991 in 5-4 Pittsburgh loss at New Jersey.

FRANCIS FAST FACTS

Toughest Opponent Goalie: Grant Fuhr

Best Opponent Defenseman: Ray Bourque

Favorite Opponent Rink: St. Louis Arena


Favorite Pro Teams: Chicago Bulls, Seattle Seahawks and Toronto Blue Jays.

Best Season Series Performances: 16 points (3g, 13a) vs. Boston in 1986-87 (eight games).

One Rule Change He Would Make: Bring back four-on-four hockey.

Three Most Dominant NHL Players: Mario Lemieux, Wayne Gretzky and Mark Messier.





JAROMIR
JACEK

68

1991-92: Ranked fourth on the team in goals, scoring 32, and was fifth in points with 69...Recorded 22 multiple point games, including six multiple goal games...The Penguins were 17-7-2 in games that he scored a goal...Recorded 15 of his 32 goals vs Patrick Division teams and 17 of his 32 goals in the third period of games...Received a 10-game suspension from the NHL on Jan. 27 for physical abuse of an official on Jan. 26 at Washington...Finished with a +12 rating, which was tied for the fourth best on the team...In his first two seasons has not missed a game due to injuries...**PLAYOFFS:** Finished fourth in league playoff scoring with 24 points and fourth in goals with 11... Had a nine-game scoring streak from May 7-26, recording 15 points (7+8)... Scored on the first-ever Penguins penalty shot in the playoffs on May 11 vs John Vanbiesbrouck of the NY Rangers... Scored in overtime in Game One on May 17 vs Boston in the Wales Conference Finals...Only the third player in NHL playoff history to score in overtime and on a penalty shot in the same year and only the fifth player in league playoff history to score in overtime and on a penalty shot in his career...Ranked second in the NHL with four game-winning goals in the playoffs...Had a point in 16 of the 21 playoff games.

CAREER: Pittsburgh's first choice, fifth overall, in the 1990 NHL Entry Draft...Was the first Czechoslovakian player to attend an NHL draft without having to defect...Played for the Czechoslovakian team at the 1990 World Championships in Switzerland...Named to the NHL All-Rookie team at the end of the 1990-91 season, finishing third among rookies in goals (27), fifth in assists (30) and fourth in points (57)...Recorded his first NHL hat trick on Feb. 2 vs Boston, becoming the youngest player in club history to record three goals in a game...Recorded 37 of his 57 points in the second half of the season...Led all rookies with 13 points and 10 assists in the playoffs...Set an NHL playoff record for the most assists by a rookie in the Stanley Cup Finals, recording five vs Minnesota...Was a member of the Czechoslovakian 1991 Canada Cup Team.

PERSONAL: Spent the off-season in his hometown of Kladno, Czechoslovakia...Enjoys playing tennis.

CAREER PLAYING RECORD

SEASON	TEAM	LEAGUE	GP	Regular Season			PIM	GP	Playoffs			PIM
				G	A	PTS			G	A	PTS	
1988-89	Kladno	CSSR	39	8	10	18	—	—	—	—	—	
1989-90	Kladno (a)	CSSR	51	30	30	60	—	—	—	—	—	
1990-91	PITTSBURGH (b)	NHL	80	27	30	57	42	24	3	10	13	6
1991-92	PITTSBURGH	NHL	70	32	37	69	34	21	11	13	24	6
NHL & PGH TOTALS			150	59	67	126	76	45	14	23	37	12

a - June, 1990 - Drafted by Pittsburgh in 1990 Entry Draft, First Penguins pick, fifth overall, first round.
 b - NHL All-Rookie Team (1990-91)

JAROMIR JAGR
NHL CAREER SCORING vs

Team	GP	G	A	PTS	PIM	PPG
Boston	5	6	2	8	6	1.60
Buffalo	6	3	5	8	6	1.33
Calgary	6	3	3	6	6	1.00
Chicago	5	0	2	2	0	0.40
Detroit	5	2	1	3	0	0.60
Edmonton	6	3	6	9	2	1.50
Hartford	6	2	0	2	4	0.33
Los Angeles	5	0	0	0	4	0.00
Minnesota	5	3	2	5	2	1.00
Montreal	6	0	3	3	0	0.50
New Jersey	14	4	1	5	2	0.35
NY Islanders	13	9	7	16	0	1.23
NY Rangers	13	4	6	10	8	0.76
Philadelphia	13	3	12	15	4	1.15
Quebec	6	5	4	9	0	1.50
San Jose	3	0	2	2	2	0.67
St. Louis	4	0	0	0	2	0.00
Toronto	5	4	2	6	0	1.20
Vancouver	5	1	1	2	2	0.40
Washington	14	6	6	12	14	0.85
Winnipeg	5	1	2	3	12	0.60
TOTAL	150	59	67	126	76	0.84

FIRST NHL GAME: Oct. 5, 1990 - a 7-4 win at Washington.

FIRST NHL POINT: Oct. 7, 1990 - a goal in a 7-4 win vs New Jersey.

FIRST NHL GOAL: Oct. 7, 1990 vs Chris Terrer.

MILESTONES ACHIEVED: 100th point (12/29/91 at NYR)...100th game (1/18/92 at Quebec).

MILESTONES WITHIN REACH (current total): 100 goals (59); 100 assists (67); 200 points (126); 200 games (150).

SINGLE GAME HIGHS

MOST GOALS: 3-Feb. 2, 1991 in a 6-2 win vs Boston.

MOST ASSISTS: 3-Oct. 10, 1991 in a 5-4 win at Buffalo and on Nov. 29, 1991 in a 9-3 win at Philadelphia.

MOST POINTS: 4-Nov. 29, 1991 in a 9-3 win at Philadelphia (1g, 3a).

MOST PENALTY MINUTES: 12-Jan. 26, 1992 in a 6-4 loss at Washington.





GRANT
JENNINGS

3

1991-92: Recorded a personal single-season career high with four goals...Recorded two short-handed goals, which ties the club record for the most short-handed goals in a season by a defenseman...Recorded two goals on March 31 vs Philadelphia, the first two-goal game of his career...Played in a season-high 11 consecutive games from Oct. 29 to Nov. 20...Has recorded 100 or more penalty minutes in each of the last four seasons...Missed nine games due to injuries; finger (5), hand (3) and flu (1)... **PLAYOFFS:** Played in 10 of the club's 21 playoff games, recording no points and 12 penalty minutes...Played in all seven games in the first round series vs Washington.

CAREER: Signed as a free agent by Washington in June of 1985...Played only one playoff game while with Washington, spending the biggest part of his three seasons in the Capitals' organization with Binghamton (AHL)...Acquired by Hartford in July of 1988 from Washington...In 1988-89, played in 55 games with Hartford, compiling a +17 rating, the best among NHL rookie defensemen...Played in a career-high 64 games in 1989-90...Acquired by Pittsburgh in a six player trade on March 4, 1991, scoring his first goal as a Penguin in his first game on Mar. 5 vs Vancouver.

PERSONAL: Grant and wife Susan were married during the off-season...Spent the summer in Melfot, Sask...Has one brother and sister...Enjoys fishing and golf during the summer.

BIGGEST INFLUENCES: Larry Pleau, former coach at Hartford, "for giving me the chance to play, Bob Johnson, former coach with Pittsburgh, "for showing me how to win," and his father, "for pushing me to become better in everything."

CAREER OBJECTIVE: To get his pilot's license and to further his education.

GREATEST THRILLS IN HOCKEY: Winning two Stanley Cups and scoring a goal vs Boston in the 1991 Wales Conference Finals.

CAREER PLAYING RECORD

SEASON	TEAM	LEAGUE	GP	Regular Season				GP	Playoffs				
				G	A	PTS	PIM		G	A	PTS	PIM	
1983-84	Saskatoon	WHL	64	5	13	18	102	—	—	—	—	—	—
1984-85	Saskatoon (a)	WHL	47	10	24	34	134	—	—	—	—	—	—
1985-86	Binghamton	AHL	51	0	4	4	109	2	1	0	1	2	
1986-87	Fort Wayne	IHL	3	0	0	0	0	—	—	—	—	—	
	Binghamton	AHL	47	1	5	6	125	13	0	2	2	17	
1987-88	Washington (b)	NHL	—	—	—	—	—	1	0	0	0	0	
	Binghamton	AHL	56	2	12	14	195	3	1	0	1	15	
1988-89	Hartford	NHL	55	3	10	13	159	4	1	0	1	17	
	Binghamton	AHL	2	0	0	0	2	—	—	—	—	—	
1989-90	Hartford	NHL	64	3	6	9	171	7	0	0	0	13	
1990-91	Hartford (c)	NHL	44	1	4	5	82	—	—	—	—	—	
	PITTSBURGH	NHL	13	1	3	4	26	13	1	1	2	16	
1991-92	PITTSBURGH	NHL	53	4	5	9	104	10	0	0	0	12	
	NHL TOTALS		229	12	28	40	542	35	2	1	3	58	
	PGH TOTALS		66	5	8	13	130	23	1	1	2	28	

a - June 25, 1985 - Signed as a free agent by Washington.

b - July 6, 1988 - Traded with Ed Kastelic by Washington to Hartford to Neil Sheehy and Mike Miller.

c - March 4, 1991 - Traded with Ron Francis and Ulf Samuelsson by Hartford to Pittsburgh for John Cullen, Zarek Zalapski and Jeff Parker.

**GRANT JENNINGS
NHL CAREER SCORING vs**

Team	GP	G	A	PTS	PIM	PPG
Boston	18	1	0	1	23	0.05
Buffalo	13	0	1	1	37	0.07
Calgary	8	0	1	1	18	0.12
Chicago	10	2	2	4	33	0.40
Detroit	10	0	2	2	30	0.20
Edmonton	10	2	1	3	9	0.30
Hartford	3	0	0	0	0	0.00
Los Angeles	7	0	0	0	15	0.00
Minnesota	10	0	3	3	31	0.30
Montreal	16	0	3	3	42	0.18
New Jersey	9	1	0	1	23	0.11
NY Islanders	14	0	3	3	19	0.21
NY Rangers	14	1	0	1	41	0.07
Philadelphia	14	3	0	3	29	0.21
Pittsburgh	7	1	3	4	16	0.57
Quebec	17	0	4	4	105	0.23
San Jose	2	0	1	1	2	0.50
St. Louis	9	0	1	1	9	0.11
Toronto	7	0	1	1	6	0.14
Vancouver	11	1	1	2	26	0.18
Washington	13	0	1	1	20	0.07
Winnipeg	7	0	0	0	8	0.00
TOTAL	229	12	28	40	542	0.17

FIRST NHL GAME: Oct. 6, 1988 - a 5-2 Hartford loss vs Quebec.

FIRST NHL POINT: Oct. 19, 1988 - an assist on a Dave Tippett goal in a 5-4 Hartford loss at Montreal.

FIRST NHL GOAL: Oct. 22, 1988 - in an 8-6 Hartford win vs Philadelphia vs Mark LaForest

MILESTONES ACHIEVED: 200th game (12/13/91 at New Jersey).

MILESTONES WITHIN REACH (current total): 300 games (229).

SINGLE GAME HIGHS

MOST GOALS: 2-Mar. 31, 1992 in a 6-5 Pittsburgh win vs Philadelphia.

MOST ASSISTS: 2-Four times.

MOST POINTS: 2-Six times.

MOST PENALTY MINUTES: 24-Dec. 26, 1989 in a 3-3 Hartford tie at Quebec.

NOTES ON JENNINGS

Grant's All-Time NHL All-Star Team

F-Bobby Hull	D-Bobby Orr
F-Gordie Howe	D-Tim Horton
F-Wayne Gretzky	G-Ken Dryden
F-Mario Lemieux	

His Picks As Best in NHL Today

Forward: Mario Lemieux
Defenseman: Ray Bourque
Goaltender: Tom Barrasso
Penalty Killer: Dirk Graham
Hardest Shot: Stephane Richer
All-Around Player: Mario Lemieux





JAMIE
LEACH

27

1991-92: Played in a career-high 38 NHL games, recording nine points...Scored two goals on Dec. 17 vs San Jose, the first multiple goal game of his career...Was assigned to Muskegon (IHL) on March 10...Played in three games with Muskegon, before suffering a broken jaw and missed the remainder of the season.

CAREER: Drafted by Pittsburgh in the third round of the 1987 NHL Entry Draft...Recorded 107 points (45+62) in 1988-89 with Niagara Falls (OHL)...Named to the 1989 OHL Third All-Star Team...Played for the Canadian National Junior Team at the Junior World Championships in 1988-89...In 1989-90 spent most of the season with Muskegon, where he totaled 58 points in the regular season and 13 more in the playoffs...In 1990-91 missed the first two months of the season after suffering a partial torn ligament in his left knee in a pre-season game on Sept. 30...Returned to play with Muskegon, scoring 33 goals in 43 games, before being recalled by Pittsburgh on March 5...Recorded his first NHL goal on March 12 vs Montreal's Patrick Roy.

PERSONAL: Jamie spent the off-season in Arnes, Manitoba...Enjoys golfing and biking...His father, Reggie, was a member of the 1974 and 1975 Stanley Cup Champion Philadelphia Flyers.

CAREER OBJECTIVE: Is interested in coaching or possibly attending school to pursue a career in business or physical therapy.

CAREER PLAYING RECORD

SEASON	TEAM	LEAGUE	Regular Season					Playoffs				
			GP	G	A	PTS	PIM	GP	G	A	PTS	PIM
1985-86	N. Westminster	WHL	55	8	7	15	20	-	-	-	-	-
1986-87	Hamilton (a)	OHL	64	12	19	31	67	-	-	-	-	-
1987-88	Hamilton	OHL	64	24	19	43	79	14	6	7	13	12
1988-89	Niagara Falls (b)	OHL	58	45	62	107	47	17	9	11	20	25
1989-90	PITTSBURGH	NHL	10	0	3	3	0	-	-	-	-	-
	Muskegon	IHL	72	22	36	58	39	15	9	4	13	14
1990-91	PITTSBURGH	NHL	7	2	0	2	0	-	-	-	-	-
	Muskegon	IHL	43	33	22	55	26	-	-	-	-	-
1991-92	PITTSBURGH	NHL	38	5	4	9	8	-	-	-	-	-
	Muskegon	IHL	3	1	1	2	2	-	-	-	-	-
NHL & PGH TOTALS			55	7	7	14	8	-	-	-	-	-

a - June, 1987 - Drafted by Pittsburgh in 1987 NHL Entry Draft, Third Penguins pick, 47th overall, third round.
b - OHL Third All-Star Team (1988-89)

**JAMIE LEACH
NHL CAREER SCORING vs**

Team	GP	G	A	PTS	PIM	PPG
Boston	3	0	1	1	0	0.33
Buffalo	-	-	-	-	-	-
Calgary	-	-	-	-	-	-
Chicago	3	0	0	0	0	0.00
Detroit	1	0	0	0	2	0.00
Edmonton	2	1	0	1	2	0.50
Hartford	-	-	-	-	-	-
Los Angeles	1	0	0	0	0	0.00
Minnesota	2	0	0	0	0	0.00
Montreal	1	1	0	1	0	1.00
New Jersey	4	1	0	1	0	0.25
NY Islanders	6	1	1	2	0	0.33
NY Rangers	7	1	1	2	0	0.29
Philadelphia	8	0	1	1	0	0.13
Quebec	3	0	1	1	0	0.33
San Jose	2	2	0	2	2	1.00
St. Louis	2	0	0	0	0	0.00
Toronto	2	0	1	1	0	0.50
Vancouver	1	0	0	0	0	0.00
Washington	4	0	0	0	0	0.00
Winnipeg	3	0	1	1	0	0.33
TOTAL	55	7	7	14	8	0.25

FIRST NHL GAME: Nov. 14, 1989 - a 6-0 Pittsburgh win vs NY Rangers.

FIRST NHL POINT: Nov. 14, 1989 - an assist on a Troy Loney goal in a 6-0 Pittsburgh win vs NY Rangers.

FIRST NHL GOAL: Mar. 12, 1991 in a 4-4 Pittsburgh tie vs Montreal vs Patrick Roy.

MILESTONES WITHIN REACH (current total): 100 games (55).

SINGLE GAME HIGHS

MOST GOALS: 2 - Dec. 17, 1991 in a 10-2 win vs San Jose

MOST ASSISTS: 1 - Seven times.

MOST POINTS: 2 - Dec. 17, 1991 in a 10-2 win vs San Jose (2g).





TROY
LONEY

24

1991-92: Recorded 16 assists to tie his personal single season career-high for assists set in 1989-90...Recorded 26 points, one shy of his personal single season career-high of 27 set in 1989-90...Played in a career-high 76 games...Had six multiple point games, including two goals vs the NY Islanders on Jan. 30...Of his 26 points, 16 (4+12) were scored on the road...Played in his 400th career game on Dec. 10 vs the NY Rangers and ranks 10th in club history, playing 450 career games...Ranks second in club history with 881 career penalty minutes...Missed three games due to injuries; back (2) & flu (1)...Shared the first Edward J. DeBartolo award for exceptional community service with Phil Bourque...**PLAYOFFS:** Recorded personal playoff single season career-highs for points (9), assists (5) and goals (4)...Played in all 21 playoff games and is tied for having played in the most career playoff games with Phil Bourque and Kevin Stevens, all having played in 56...Was on the ice for only two goals against in the final two series vs Boston and Chicago.

CAREER: Pittsburgh's third round draft choice (52nd overall) in the 1982 Entry Draft...Split his first four pro seasons between Pittsburgh and Baltimore (AHL), after playing three seasons with Lethbridge (WHL)...1987-88 was his first full season with Pittsburgh, although he missed the first 15 games of the season after suffering a sprained right knee on Oct. 2 in a pre-season game vs Montreal...In 1988-89 was given a 10-game suspension by the league for coming off of the bench and becoming involved in an altercation...Set single season career-highs in 1989-90 for goals (11), assists (16), points (27) and penalty minutes (168)...Recorded a career-high nine-game scoring streak from Feb. 6-22, recording 13 points (6+7)...Missed the first 28 games of the 1990-91 season, after undergoing surgery to repair his right knee in April, 1990...Was assigned to Muskegon (IHL) for conditioning purposes on Dec. 7 and returned to play in his first game with Pittsburgh on Dec. 11 vs Chicago...Played in all 24 playoff games and was a plus or even player in 18 of the 24 games.

PERSONAL: Troy and wife Aafke have two sons, Reed (2) and Ty (5 months)...Make Pittsburgh their year-round home...Enjoys spending time with the family, golfing, fishing and doing yard work during the summer...Has served as honorary co-chairman for the Cystic Fibrosis Foundation's "65 Roses" Club the past five seasons, as well as being involved in many other charity projects...Was a linemate of Ron and Rich Sutter while playing at Lethbridge.

BIGGEST INFLUENCE: Blair McNeely, coach from his hometown, "always stressed good work habits."

GREATEST THRILLS IN HOCKEY: Winning two Stanley Cups and scoring first NHL goal.

CAREER PLAYING RECORD

SEASON	TEAM	LEAGUE	Regular Season					Playoffs				
			GP	G	A	PTS	PIM	GP	G	A	PTS	PIM
1980-81	Lethbridge	WHL	71	18	13	31	100	9	2	3	5	14
1981-82	Lethbridge	WHL	71	26	33	59	152	12	3	3	6	10
1982-83	Lethbridge (a)	WHL	72	33	34	67	156	20	10	7	17	43
1983-84	PITTSBURGH	NHL	13	0	0	0	9	—	—	—	—	—
	Baltimore	AHL	63	18	13	31	147	10	0	2	2	19
1984-85	PITTSBURGH	NHL	46	10	8	18	59	—	—	—	—	—
	Baltimore	AHL	15	4	2	6	25	—	—	—	—	—
1985-86	PITTSBURGH	NHL	47	3	9	12	95	—	—	—	—	—
	Baltimore	AHL	33	12	11	23	84	—	—	—	—	—
1986-87	PITTSBURGH	NHL	23	8	7	15	22	—	—	—	—	—
	Baltimore	AHL	40	13	14	27	134	—	—	—	—	—
1987-88	PITTSBURGH	NHL	65	5	13	18	151	—	—	—	—	—
1988-89	PITTSBURGH	NHL	69	10	6	16	165	11	1	3	4	24
1989-90	PITTSBURGH	NHL	67	11	16	27	168	—	—	—	—	—
1990-91	PITTSBURGH	NHL	44	7	9	16	85	24	2	2	4	41
	Muskegon	IHL	2	0	0	0	5	—	—	—	—	—
1991-92	PITTSBURGH	NHL	76	10	16	26	127	21	4	5	9	32
NHL & PGH TOTALS			450	64	84	148	861	56	7	10	17	97

a - June, 1982 - Drafted by Pittsburgh in 1982 Entry Draft. Third Penguins choice, 52nd overall. third round.

**TROY LONEY
NHL CAREER SCORING vs**

Team	GP	G	A	PTS	PIM	PPG
Boston	15	2	2	4	22	0.26
Buffalo	14	0	4	4	27	0.28
Calgary	16	5	3	8	67	0.50
Chicago	17	3	4	7	30	0.41
Detroit	18	2	3	5	21	0.27
Edmonton	18	4	1	5	18	0.27
Hartford	18	1	3	4	35	0.22
Los Angeles	18	1	5	6	47	0.33
Minnesota	19	1	0	1	33	0.05
Montraal	18	3	3	6	20	0.33
New Jersey	39	6	11	17	87	0.43
NY Islanders	42	7	6	13	61	0.30
NY Rangers	36	8	9	17	78	0.47
Philadelphia	34	2	9	11	103	0.32
Quebec	19	4	3	7	24	0.36
San Jose	3	1	1	2	7	0.67
St. Louis	16	2	4	6	34	0.37
Toronto	19	2	0	2	33	0.10
Vancouver	17	1	1	2	53	0.11
Washington	36	3	6	9	58	0.25
Winnipeg	18	6	6	12	23	0.67
TOTAL	450	64	84	148	881	0.32

FIRST NHL GAME: Dec. 1, 1983 - in a 6-4 Pittsburgh loss vs Minnesota.

FIRST NHL POINT: Nov. 22, 1984 - an assist on a Mark Taylor goal in a 9-3 Pittsburgh loss at Hartford.

FIRST NHL GOAL: Nov. 29, 1984 - in a 6-3 Pittsburgh loss vs Chicago vs Murray Bannerman.

MILESTONES ACHIEVED: 100th point (2/20/90 vs Philadelphia)...400th game (12/10/91 vs NYR).

MILESTONES WITHIN REACH (Current Total): 500 games (450); 100 assists (84); 900 penalty minutes (881).

SINGLE GAME HIGHS

MOST GOALS: 2-Five times.

MOST ASSISTS: 3-Dec. 29, 1991 in a 6-3 Pittsburgh win at NY Rangers.

MOST POINTS: 3-Five times.

MOST PENALTY MINUTES: 20-Oct. 30, 1988 in a 9-2 Pittsburgh loss at NY Rangers.


NOTES ON LONEY


Troy's All-Time NHL All-Star Team

F-Maurice Richard	D-Bobby Orr
F-Wayne Gretzky	D-Ray Bourque
F-Mario Lemieux	G-Bernie Parent

His Picks As Best In NHL Today

Forward: Mario Lemieux
Defenseman: Ray Bourque
Goaltender: Tom Barrasso
Hardest Shot: Brett Hull
All-Around Player: Mario Lemieux





SHAWN MCEACHERN 15

Date of Birth: 06/01/67
 Birthplace: Waltham, Mass.
 Height: 5'11" Weight: 175 lbs.
 Position: Forward
 Drafted: Pittsburgh's sixth round overall in 1987 Entry Draft

1991-92: Played for the U.S. National Team on its pre-Olympic tour...Led the team with 49 points (26+23)...Was selected to play for the U.S. Olympic team at the 1992 Winter Olympics in France...Played in eight games at the Olympics, recording one goal...Signed by the Penguins to a multi-year contract on Jan. 21...Joined the Penguins on Feb. 28, following the Olympics...Played in 15 of the team's remaining 18 regular season games, recording four assists...**PLAYOFFS:** Played in 19 of the Penguins 21 playoff games... Scored his first NHL goal on May 13 vs the NY Rangers...Was stopped on a penalty shot by John Vanbiesbrock on May 13...Finished tied for third among NHL rookies with nine playoff points (2+7)...Ranked second among rookies with seven assists and a plus six rating...Was a plus or even player in 18 of the 19 playoff games he played.

CAREER: Pittsburgh's sixth round choice (110th overall) in 1987 Entry Draft...Drafted out of Matignon High School in Cambridge, Mass., where he was a two time Massachusetts Division Two Player of the Year...Was a member of the 1986 U.S. Select 17 Team...In 1988-89, was Boston University's second leading scorer with 48 points...Was again his team's second leading scorer in 1989-90, while being named to the Hockey East Second All-Star Team...Was a member of U.S. Select Team that won a silver medal at the 1990 Goodwill Games in Seattle...Led Boston University in scoring in 1990-91 with 82 points and ranked first on the team with a +55 rating...Named team's Most Valuable Player, while receiving First Team All-American Honors...Also was named to the Hockey East First All-Star Team...Was a member of the U.S. National Team at the 1991 World Championships in Finland.

PERSONAL: Spent most of the off-season in his hometown of Waltham, Mass...Has two brothers...Enjoys fishing, golf and going to the movies.

BIGGEST INFLUENCE: His parents, "because they were always there when I needed them and especially when I needed an extra push."

CAREER OBJECTIVE: To become a representative for an athletic company.

GREATEST THRILLS IN HOCKEY: Winning the Stanley Cup, playing in the Olympics and playing in his first NHL game.

CAREER PLAYING RECORD

SEASON	TEAM	LEAGUE	GP	Regular Season				PIM	GP	Playoffs			
				G	A	PTS	PIM			G	A	PTS	PIM
1986-87	Matignon H.S. (a)		16	25	22	47	—	—	—	—	—	—	—
1988-89	Boston University	H.E.	36	20	28	48	32	—	—	—	—	—	—
1989-90	Boston University (b)	H.E.	43	25	32	56	78	—	—	—	—	—	—
1990-91	Boston University (cd)	H.E.	41	34	48	82	43	—	—	—	—	—	—
1991-92	U.S. National Team		57	26	23	49	38	—	—	—	—	—	—
	U.S. Olympic Team		8	1	0	1	10	—	—	—	—	—	—
NHL & PGH TOTALS			15	0	4	4	0	19	2	7	9	4	

- a- June, 1967. Drafted by Pittsburgh in 1987 Entry Draft. Sixth Penguins pick, 110th overall, sixth round.
- b- Hockey East Second All-Star Team (1989-90)
- c- Hockey East First All-Star Team (1990-91)
- d- NCAA East First All-American Team (1990-91)

**SHAWN MCEACHERN
NHL CAREER SCORING vs**

Team	GP	G	A	PTS	PIM	PPG
Boston	—	—	—	—	—	—
Buffalo	—	—	—	—	—	—
Calgary	2	0	0	0	0	0.00
Chicago	1	0	0	0	0	0.00
Detroit	1	0	0	0	0	0.00
Edmonton	1	0	0	0	0	0.00
Hartford	1	0	0	0	0	0.00
Los Angeles	1	0	1	1	0	1.00
Minnesota	—	—	—	—	—	—
Montreal	1	0	1	1	0	1.00
New Jersey	1	0	0	0	0	0.00
NY Islanders	—	—	—	—	—	—
NY Rangers	1	0	0	0	0	0.00
Philadelphia	—	—	—	—	—	—
Quebec	1	0	0	0	0	0.00
San Jose	1	0	1	1	0	1.00
St. Louis	—	—	—	—	—	—
Toronto	1	0	1	1	0	1.00
Vancouver	1	0	0	0	0	0.00
Washington	1	0	0	0	0	0.00
Winnipeg	—	—	—	—	—	—
TOTAL	15	0	4	4	0	0.26

FIRST NHL GAME: Mar. 3, 1992 - a 6-3 Pittsburgh win at Calgary.

FIRST NHL POINT: Mar. 6, 1992 - an assist on a Bob Errey goal in a 7-3 Pittsburgh win at San Jose.

SINGLE GAME HIGHS

MOST ASSISTS: 1-Four times.

MOST POINTS: 1-Four times.

MCEACHERN FAST FACTS

Awards he is proudest of . . .

1. Being named to all American Team in 1991.
2. Being named Boston University Team MVP in 1991.
3. Being named B. U.'s Male Athlete of the Year in 1991.

Things NHL must do to improve image . . .

1. Less stick work
2. Less fighting
3. Faster games

Top Performers in NHL


Forward - Mario Lemieux

Hardest Shot - Brett Hull

Goaltenders - Grant Fuhr & Tom Barrasso

Defenseman - Roy Bourque





JOE MULLEN

7

Position: Forward
 Height: 6-10
 Weight: 205
 Birthdate: 12/21/52
 Birthplace: St. Louis, Mo.
 College: St. Louis University
 Drafted by: Calgary
 Drafted: 1974

1991-92: Ranked third on the team with 42 goals, his seventh season with 40 or more goals ... Scored his 400th career goal on Mar. 17 vs Edmonton, becoming the first American-born player to record 400 career goals... Ranked third on the team with 87 points ... Recorded back-to-back four goal games on Dec. 23 at the NY Islanders and Dec. 26 vs Toronto to become the first player in club history to accomplish this feat... Recorded three hat tricks during the season and has 10 career three or more goal games. Led the team with 28 goals at home and 19 goals vs Patrick Division opponents. ... Missed three games due to an injury: back & hip (3). **PLAYOFFS:** Suffered a strained knee ligament on May 5 in Game Two of the Patrick Division Finals at the NY Rangers and missed the remainder of the playoffs... Had surgery to repair the ligament on May 12... Recorded four points (3+1) in the first round vs Washington.

CAREER: Signed as a free agent by St. Louis in August of 1979, after a four-year career at Boston College... Was selected as a member of the ECAC First All-Star Team in each of his final two seasons with Boston College... In 1979-80, playing with Salt Lake (CHL), scored 40 goals and was named the league's top rookie... During his second season with Salt Lake (1980-81), led the CHL in scoring with 117 points and was named the CHL's Most Valuable Player... In 1981-82 became the first player to record over 20 goals in both the NHL (25 with St. Louis) and in the minor leagues (21 with Salt Lake) in the same season... During the 1982-83 season, suffered torn knee ligaments on Jan. 29 and missed the remainder of the season... In 1983-84 set an NHL record for goals by an American-born player (since been broken) with 41... Played for Team USA in the 1984 Canada Cup... Recorded 92 points (40+52) in 1984-85... In 1985-86 was traded by St. Louis to Calgary... Led all playoff scorers with 12 goals, while finishing third in playoff points (19)... In 1986-87 scored 47 goals and won the Lady Byng Memorial Trophy... Was a member of Team USA in the 1987 Canada Cup... In 1987-88 scored 40 goals, the fifth consecutive season with over 40 goals... In 1988-89 set an NHL record for points by an American-born player (since been broken) with 110 points... Recorded a career high in goals (51), assists (59) and points... Was selected to the NHL First All-Star Team and won his second Lady-Byng Memorial Trophy... Played in the 1989 All-Star Game, recording three points (2+1)... In the 1989 playoffs, led all players with 16 goals, while helping Calgary win the Stanley Cup... In 1989-90 became the all time leading American-born scorer, recording his 686th point on Jan 13 at Toronto, passing Neil Broten... Played in the 1990 NHL All-Star Game in Pittsburgh, recording two points (1+1)... Acquired from Calgary by Pittsburgh in June of 1990... In 1990-91 missed the final 31 games of the regular season after having surgery on Feb. 6 to remove a herniated disk from his neck... Returned for the playoffs to record 17 points (8+9) in 22 games... was tied for the playoff lead with a plus 17 rating... Was a member of Team USA in the 1991 Canada Cup.

PERSONAL: Joe and wife Linda have three sons, Ryan (10), Michael (9), Patrick (6), and one daughter Erin (2)... Spent the off-season in Cape Cod, Mass... Brother Brian plays for the NY Islanders.

CAREER PLAYING RECORD

SEASON	TEAM	LEAGUE	Regular Season					Playoffs				
			GP	G	A	PTS	PIM	GP	G	A	PTS	PIM
1977-78	Boston College (a)	ECAC	34	34	68	12	-	-	-	-	-	-
1978-79	Boston College (ab)	ECAC	25	32	24	56	8	-	-	-	-	-
1979-80	Salt Lake (cd)	CHL	75	40	32	72	21	13	9	11	20	0
	St. Louis	NHL	-	-	-	-	-	1	0	0	0	0
1980-81	Salt Lake (ef)	CHL	80	59	58	117	8	17	11	9	20	0
1981-82	Salt Lake	CHL	27	21	27	48	12	-	-	-	-	-
	St. Louis	NHL	45	25	34	59	4	10	7	11	18	4
1982-83	St. Louis	NHL	49	17	30	47	6	-	-	-	-	-
	St. Louis	NHL	80	41	44	85	19	6	2	0	2	0
1984-85	St. Louis	NHL	79	40	52	92	6	3	0	0	0	0
1985-86	St. Louis(g)	NHL	48	28	24	52	10	-	-	-	-	-
	Calgary	NHL	29	16	22	38	11	21	12	7	19	4
1986-87	Calgary (h)	NHL	79	47	40	87	14	6	2	4	6	10
1987-88	Calgary	NHL	80	40	44	84	30	7	2	4	6	0
1988-89	Calgary (hij)	NHL	79	51	59	110	16	21	16	8	24	4
1989-90	Calgary	NHL	78	36	33	69	26	6	3	0	3	0
1990-91	PITTSBURGH (k)	NHL	47	17	22	39	6	22	8	9	17	4
1991-92	PITTSBURGH	NHL	77	42	45	87	30	9	3	1	4	4
NHL TOTALS			770	400	449	849	178	112	55	41	96	30
PGH TOTALS			124	59	67	126	36	31	11	10	21	8

* - League leading figure

a - ECAC First All-Star Team (1977-78 & 1978-79)

b - August 16, 1979 - Signed as a free agent by St. Louis.

c - CHL Second All-Star Team (1979-80)

d - Won McKenzie Trophy (CHL's 1979-80 Top Rookie)

e - CHL First All-Star Team (1980-81)

f - Won Tommy Ivan Trophy (CHL's 1980-81 MVP)

g - February 1, 1986 - Traded by St. Louis to Calgary with Terry Johnson and Rick Wilson for Ed Beers, Charlie Hourgeois and Gino Cavallini.

h - Won Lady Byng Trophy (1986-87 & 1988-89)

i - NHL First All-Star Team (1988-89)

j - NHL Plus-Minus Leader (1988-89)

k - June 18, 1990 - Traded by Calgary to Pittsburgh for Pittsburgh's second round choice in the 1990 Entry Draft.

JOE MULLEN
NHL CAREER SCORING vs

Team	GP	G	A	PTS	PIM	PPG
Boston	28	9	15	24	2	0.85
Buffalo	28	17	17	34	6	1.21
Calgary	15	6	9	15	0	1.00
Chicago	40	22	22	42	6	1.10
Detroit	49	29	27	56	8	1.14
Edmonton	50	24	29	53	10	1.06
Hartford	28	14	12	26	6	1.00
Los Angeles	52	38	29	67	15	1.28
Minnesota	50	27	29	56	2	1.12
Montreal	27	8	11	19	12	0.70
New Jersey	35	18	24	42	13	1.20
NY Islanders	35	21	16	37	2	1.05
NY Rangers	35	18	25	43	18	1.22
Philadelphia	34	15	17	32	10	0.94
Pittsburgh	24	12	23	35	6	1.45
Quebec	28	13	11	24	10	0.85
San Jose	3	1	2	3	4	1.00
St. Louis	18	10	10	20	0	1.11
Toronto	48	36	35	71	12	1.47
Vancouver	50	22	35	57	10	1.14
Washington	38	9	17	26	0	0.68
Winnipeg	57	31	34	65	26	1.14
TOTAL	770	400	449	849	178	1.10

FIRST NHL GAME: Oct. 6, 1981 - a 6-2 St. Louis win vs Pittsburgh

FIRST NHL POINT: Oct. 6, 1981 - an assist on a Mike Zuke goal in a 6-2 St. Louis win vs Pittsburgh.

FIRST NHL GOAL: Jan. 5, 1982 - in a 4-1 St. Louis win vs Minnesota vs Gilles Meloche.

MILESTONES ACHIEVED: 700th game (10/19/91 vs NYR) ...400th goal (3/17/92 vs Edm.)... 400th assist (12/26/90 at Wash.)...800th point (12/17/91 vs San Jose).

MILESTONES WITHIN REACH: (Current Total): 800 games (770); 500 assists (449); 900 points (849).

SINGLE GAME HIGHS

MOST GOALS: 4 - Four times

MOST ASSISTS: 3 - Nine times

MOST POINTS: 6 - Jan. 5, 1989 in an 8-6 Calgary win vs Los Angeles (4g,2a) and Dec. 26, 1991 in a 12-1 Pittsburgh win vs Toronto (4g,2a).

MOST PENALTY MINUTES: 10 - Feb. 16, 1992 in a 3-3 Pittsburgh tie at Philadelphia.





LARRY
MURPHY

55

1991-92: Finished fourth among all NHL defensemen with 77 points, the second highest point total of his career (81 in 1986-87). Was tied for second among defensemen in the league with 21 goals. Named to the NHL Second All-Star Team. Finished tied for fifth in the NHL with a plus 33 rating and was a plus or even player in 56 of his 77 games. Never went for more than four consecutive games without recording a point. Recorded 32 multiple point games, including three two goal games. Was on the ice for 64 of the team's 92 power play goals (75.0%) and 181 of the team's league leading 343 goals (52.8%). Recorded 32 points (7+25) on the power play. Became only the 10th defenseman in NHL history to record 700 or more career points on Dec. 26 vs Toronto. Tied club records for the most game-winning (3) and short-handed (2) goals by a defenseman in a single season. **PLAYOFFS:** Finished second among defensemen in scoring with 16 points (6+10) and was tied for the lead in goals with six. With six goals, set a club playoff record for the most goals in a single playoff season by a defenseman. Recorded an eight game-scoring streak from April 27 to May 11, recording 11 points (4+7). Leads all Penguin defensemen in career playoff scoring with 39 points.

CAREER: Drafted by Los Angeles in the first round (4th overall) in 1980 NHL Entry Draft. Drafted out of Peterborough (OHA) where in two seasons, he helped his team reach the Memorial Cup Finals both years, winning the title in 1979. In 1980-81, set NHL rookie records for defensemen with 76 points and 60 assists which still stand today. Was runner-up to Peter Stastny for NHL Rookie of the Year. Ranked fourth on the Kings in scoring in 1981-82 with 66 points (22+44). Became the Kings all-time leading scorer among defensemen in 1982-83, in only his third season. In 1983-84 was traded on Oct. 18 to Washington where he was paired with Rod Langway, leading the Capitals defenseman in scoring with 46 points (13+33). In 1984-85, again led Washington defensemen in points with 55, while finishing fourth on the team with a plus 21 rating. Played in the 1985 World Championships in Prague, Czechoslovakia for Team Canada. Recorded 21 goals and 65 points to lead the Capitals defensemen in scoring in 1985-86. In 1986-87 was named to the NHL Second All-Star Team. Led all NHL defensemen in goals with a career-high 23. Led the Capitals in points (81, a career-high), assists (58) and with a plus 25 rating. Played for Team Canada in the 1987 Canada Cup Tournament. In 1987-88 finished with a career-low eight goals, but finished third on the Capitals' team with 61 points. In 1988-89 was traded by Washington to Minnesota in March. In his only full season with Minnesota (1989-90) finished seventh among NHL defensemen with 68 points. In 1990-91, was acquired by Pittsburgh in December, recording a point in 25 of the 44 games he played with Pittsburgh. In the 1991 playoffs, recorded 23 points (5+18), the fifth highest total by a defenseman in league playoff history. Recorded nine assists in the finals vs Minnesota, which is the highest total by a defenseman in a Stanley Cup Final series. Was tied for the league lead with a plus 17 rating. Played for Team Canada in the 1991 Canada Cup Tournament.

PERSONAL: Larry and wife Nancy have two daughters, Madison (3 1/2 years) and Alexa (6 months). Spent most of the off season in Virginia. Has one brother.

CAREER PLAYING RECORD

SEASON	TEAM	LEAGUE	GP	Regular Season				Playoffs				
				G	A	PTS	PIM	GP	G	A	PTS	PIM
1978-79	Peterborough	OHA	66	6	21	27	82	19	1	9	10	42
1979-80	Peterborough (a,b)	OHA	68	21	68	89	88	14	4	13	17	20
1980-81	Los Angeles	NHL	80	16	60	76	79	4	3	0	3	2
1981-82	Los Angeles	NHL	79	22	44	66	95	10	2	8	10	12
1982-83	Los Angeles	NHL	77	14	48	62	81	—	—	—	—	—
1983-84	Los Angeles (c)	NHL	6	0	3	3	0	—	—	—	—	—
	Washington	NHL	72	13	33	46	50	8	0	3	3	6
1984-85	Washington	NHL	79	13	42	55	51	5	2	3	5	0
1985-86	Washington	NHL	78	21	44	65	50	9	1	5	6	6
1986-87	Washington (d)	NHL	80	23	58	81	39	7	2	2	4	6
1987-88	Washington	NHL	79	8	53	61	72	13	4	4	8	33
1988-89	Washington (e)	NHL	65	7	29	36	70	—	—	—	—	—
	Minnesota	NHL	13	4	6	10	12	5	0	2	2	8
1989-90	Minnesota	NHL	77	10	58	68	44	7	1	2	3	31
1990-91	Minnesota (f)	NHL	31	4	11	15	38	—	—	—	—	—
	PITTSBURGH	NHL	44	5	23	28	30	23	5	18	23	44
1991-92	PITTSBURGH (d)	NHL	77	21	56	77	50	21	6	10	16	19
NHL TOTALS			937	181	568	749	761	111	26	57	83	167
PGH TOTALS			121	26	79	105	80	44	11	28	39	63

a - June, 1980 - Drafted by Los Angeles in 1980 NHL Entry Draft. First Kings pick, fourth overall, first round.

b - OHA First All-Star Team (1979-80)

c - October 18, 1983 - Traded to Washington by Los Angeles for Ken Houston and Brian Engblom.

d - NHL Second All-Star Team (1986-87 & 1991-92)

e - March 7, 1989 - Traded to Minnesota by Washington with Mike Gartner for Dino Ciccarelli and Bob Rouse.

f - December 11, 1990 - Traded to Pittsburgh by Minnesota with Peter Tagliarelli for Jim Johnson and Chris Dahlquist.

LARRY MURPHY
NHL CAREER SCORING vs

Team	GP	G	A	PTS	PIM	PPG
Boston	35	4	22	26	25	0.74
Buffalo	36	8	16	24	46	0.67
Calgary	44	7	35	42	27	0.95
Chicago	42	7	31	38	44	0.90
Detroit	47	6	33	39	24	0.82
Edmonton	46	6	37	43	25	0.93
Hartford	34	8	19	27	55	0.79
Los Angeles	26	7	17	24	32	0.92
Minnesota	32	8	27	35	28	1.09
Montreal	35	9	10	19	8	0.54
New Jersey	72	14	40	54	59	0.75
NY Islanders	64	11	39	50	44	0.78
NY Rangers	67	14	31	45	42	0.67
Philadelphia	65	9	33	42	75	0.64
Pittsburgh	56	17	42	59	34	1.05
Quebec	36	6	23	29	30	0.80
San Jose	3	0	3	3	2	1.00
St. Louis	45	10	27	37	31	0.82
Toronto	46	8	24	32	23	0.89
Vancouver	43	5	24	29	63	0.67
Washington	23	7	12	19	20	0.82
Winnipeg	40	10	23	33	24	0.82
TOTAL	937	181	568	749	761	0.79

FIRST NHL GAME: Oct. 11, 1980 - an 8-1 Los Angeles win vs Detroit.

FIRST NHL POINT: Oct. 11, 1980 - an assist in an 8-1 Los Angeles win vs Detroit.

FIRST NHL GOAL: Oct. 16, 1980 - in a 6-4 Los Angeles win vs Quebec vs Michel Dion.

MILESTONES ACHIEVED: 900th game (1/4/92 vs Winnipeg)...700th point (12/26/91 vs Toronto)...500th assist (1/26/91 at Quebec).

MILESTONES WITHIN REACH: (current total): 1,000 games (937); 200 goals (181); 600 assists (568); 800 points (749).

SINGLE GAME HIGHS

MOST GOALS: 2 - 17 times.

MOST ASSISTS: 5 - Oct. 17, 1989 in a 6-3 Minnesota win at the NY Islanders.


MOST POINTS: 5 - Oct. 17, 1989 in a 6-3 Minnesota win at the NY Islanders (5a).

MOST PENALTY MINUTES: 22 - Oct. 17, 1990 in a 5-2 Minnesota loss at Los Angeles.

MURPHY FAST FACTS

- Holds NHL records for most assists (60) and points (76) by a rookie defenseman.
- Has averaged 58 points a season in his 13 years of NHL play.





JIM
PAEK

2

1991-92: First full season in the NHL...Scored first NHL regular season goal on Mar. 3 at Calgary vs Trevor Kidd...Was a plus or even player in 35 of the 50 games he played...Had surgery on Jan. 23 to repair tendon damage in his little finger on his left hand...Injured the hand on Jan. 10 at Calgary...Missed 14 games with the injury...Won the Michel Briere Memorial Trophy as the Penguins Rookie of the Year...**PLAYOFFS:** Led the team with a plus 10 rating in the playoffs which also led all rookies in the playoffs...Was a plus or even player in 18 of the 19 playoff games he played...Had an assist in each of the final three games vs Chicago, including an assist on the Stanley Cup winning goal in Game Four.

CAREER: Pittsburgh's ninth round draft choice (170th overall) in the 1985 NHL Entry Draft...Played three seasons with Oshawa (OHL) and the next three seasons with Muskegon...Led Muskegon defensemen in scoring in two of his three seasons...Started the 1990-91 season with Pittsburgh, playing in three of the first 12 games, before being assigned to the Canadian National Team on Oct. 30...Returned to the Penguins prior to the start of the playoffs...Played in eight games during the playoffs, including the last five games of the final vs Minnesota...Scored his first NHL goal in Game Six of the finals.

PERSONAL: Jim split the summer months between Pittsburgh and Toronto...His jersey hangs in the NHL Hall of Fame to commemorate being the first Korean-born player in the NHL...Traveled to Korea during the off-season...Is very involved in the Penguins community program...Has two sisters and one brother.

CAREER OBJECTIVE: Would like to become a doctor.

BIGGEST THRILLS IN HOCKEY: Winning two Stanley Cups and scoring a goal in the 1991 Stanley Cup Finals.

CAREER PLAYING RECORD

SEASON	TEAM	LEAGUE	GP	Regular Season			PIM	GP	Playoffs			PIM
				G	A	PTS			G	A	PTS	
1984-85	Oshawa (a)	OHL	54	2	13	15	57	5	1	0	1	9
1985-86	Oshawa	OHL	64	5	21	26	122	6	0	1	1	9
1986-87	Oshawa	OHL	57	5	17	22	75	26	1	14	15	43
1987-88	Muskegon	IHL	82	7	52	59	141	6	0	0	0	29
1988-89	Muskegon	IHL	80	3	54	57	96	14	1	10	11	24
1989-90	Muskegon	IHL	81	9	41	50	115	15	1	10	11	41
1990-91	PITTSBURGH	NHL	3	0	0	0	9	8	1	0	1	2
	Team Canada		48	2	12	14	24	—	—	—	—	—
1991-92	PITTSBURGH	NHL	50	1	7	8	36	19	0	4	4	6
NHL & PGH TOTALS			53	1	7	8	45	27	1	4	5	8

a- June, 1985 - Drafted by Pittsburgh in 1985 Entry Draft. Ninth Penguins choice, 170th overall, ninth round.

JIM PAEK
NHL CAREER SCORING vs

Team	GP	G	A	PTS	PIM	PPG
Boston	2	0	1	1	2	0.50
Buffalo	2	0	0	0	12	0.00
Calgary	2	1	0	1	2	0.50
Chicago	1	0	0	0	0	0.00
Detroit	—	—	—	—	—	—
Edmonton	3	0	1	1	2	0.33
Hartford	2	0	0	0	0	0.00
Los Angeles	1	0	0	0	0	0.00
Minnesota	2	0	0	0	2	0.00
Montreal	2	0	0	0	0	0.00
New Jersey	6	0	0	0	0	0.00
NY Islanders	5	0	1	1	4	0.20
NY Rangers	5	0	0	0	9	0.00
Philadelphia	6	0	1	1	2	0.16
Quebec	2	0	0	0	2	0.00
San Jose	2	0	0	0	0	0.00
St. Louis	1	0	0	0	0	0.00
Toronto	3	0	1	1	4	0.33
Vancouver	—	—	—	—	—	—
Washington	4	0	2	2	2	0.50
Winnipeg	2	0	0	0	2	0.00
TOTAL	53	1	7	8	45	0.15

FIRST NHL GAME: Oct. 13, 1990 - in a 6-4 Pittsburgh win at NY Islanders.

FIRST NHL POINT: Oct. 15, 1991 - an assist on Mark Recchi's goal in a 7-6 Pittsburgh overtime win at NY Islanders.

FIRST NHL GOAL: Mar. 3, 1992 - in a 6-3 Pittsburgh win at Calgary vs Trevor Kidd.

MILESTONES WITHIN REACH: (current total): 100 games (53).

SINGLE GAME HIGHS


MOST GOALS: 1-Mar. 3, 1992 in a 6-3 Pittsburgh win at Calgary.

MOST ASSISTS: 1-Seven times.

MOST POINTS: 1-Eight times.

MOST PENALTY MINUTES: 12-Oct. 5, 1991 - in a 5-4 Pittsburgh win at Buffalo.





1991-92: Acquired by the Penguins on Feb. 19 along with Rick Tocchet and Ken Wregget from the Flyers...His only goal with the Penguins was a game-winning goal on Mar. 12 vs the Islanders...Ranked third on the team among defensemen with 16 overall points...Missed three games with injuries: shoulder (1, with Philadelphia), flu (1) and neck (1)...**PLAYOFFS:** Ranked third on the team with a plus six rating...Missed six games with a wrist injury suffered on April 25 vs Washington...The Penguins had a 12-3 record in the playoffs in games he played...Assisted on Jaromir Jagr's overtime goal in Game One vs Boston on May 17.

CAREER: Drafted by Craig Patrick, when Patrick was General Manager of the NY Rangers in the 1984 Entry Draft...Split his first pro season (**1985-86**) between New Haven (AHL) and the Rangers...in **1986-87** began the season playing in 30 games with the Rangers, before being traded on Dec. 18 to the Flyers...Played in 46 games with the Flyers after the trade...Played in the 1987 Stanley Cup Finals as a Flyer vs Edmonton...In **1987-88** led the Flyers with a plus 28 rating, while setting career-highs for points (30) and assists (24)...Played in the 1988 NHL All-Star Game...Finished third on the team in **1988-89** with a plus 13 rating, first among Flyers defensemen...Ranked second in the league during the playoffs with a plus 13...Played in a career-high 78 games in **1989-90**, finishing second on the team with a plus 20 rating...In **1990-91** he scored a career high, nine goals...Played in the 1991 Canada Cup for Team Sweden.

PERSONAL: Kjell and wife Cina spend their summers in Sweden...Enjoys visiting with family and friends during the off-season and working around the house...Along with Uwe Krupp of the Islanders, is the tallest player in the NHL, at 6' 6".

CAREER PLAYING RECORD

SEASON	TEAM	LEAGUE	Regular Season					Playoffs				
			GP	G	A	PTS	PIM	GP	G	A	PTS	PIM
1983-84	Leksand (a)	Sweden	36	6	7	13	59	—	—	—	—	—
1984-85	Leksand	Sweden	35	9	5	14	34	—	—	—	—	—
1985-86	New Haven	AHL	56	6	21	27	87	3	0	0	0	10
	NY Rangers	NHL	9	0	0	0	10	9	0	1	1	8
1986-87	NY Rangers (b)	NHL	30	2	6	8	50	—	—	—	—	—
	Philadelphia	NHL	46	1	6	7	86	26	0	4	4	25
1987-88	Philadelphia	NHL	74	6	24	30	184	7	2	5	7	23
1988-89	Philadelphia	NHL	69	3	14	17	140	19	1	3	4	24
1989-90	Philadelphia	NHL	66	5	17	22	91	—	—	—	—	—
1990-91	Philadelphia	NHL	78	9	19	28	82	—	—	—	—	—
1991-92	Philadelphia (c)	NHL	54	4	9	13	76	—	—	—	—	—
	PITTSBURGH	NHL	20	1	2	3	34	15	0	3	3	12
	NHL TOTALS		446	31	97	128	753	76	3	16	19	92
	PGH TOTALS		20	1	2	3	34	15	0	3	3	12

a - June, 1984 - Drafted by NY Rangers in 1984 Entry Draft. Fifth Rangers' choice 119th overall, sixth round.
 b - December 18, 1986 - Traded to Philadelphia by NY Rangers with the Rangers' second round choice in 1989 Entry Draft for Bob Fresser.
 c - February 19, 1992 - Traded to Pittsburgh by Philadelphia with Rick Tocchet, Ken Wregget and a conditional draft choice for Mark Recchi, Brent Rensing and Los Angeles' first round draft choice - acquired by Pittsburgh in a prior trade - in 1992 Entry Draft.

**KJELL SAMUELSSON
NHL CAREER SCORING vs**

Team	GP	G	A	PTS	PIM	PPG
Boston	15	0	3	3	15	0.20
Buffalo	16	2	4	6	32	0.37
Calgary	15	1	7	8	12	0.53
Chicago	20	0	7	7	18	0.35
Detroit	14	1	6	7	14	0.50
Edmonton	17	1	4	5	28	0.29
Hartford	14	1	2	3	24	0.21
Los Angeles	20	2	8	10	38	0.50
Minnesota	17	1	2	3	20	0.17
Montreal	18	0	6	6	28	0.33
New Jersey	42	5	1	6	108	0.14
NY Islanders	36	8	6	14	89	0.39
NY Rangers	35	2	9	11	38	0.31
Philadelphia	3	0	0	0	6	0.00
Pittsburgh	39	3	10	13	83	0.33
Quebec	19	0	2	2	30	0.10
San Jose	1	0	0	0	2	0.00
St. Louis	17	0	3	3	16	0.17
Toronto	17	0	4	4	8	0.23
Vancouver	16	1	4	5	20	0.31
Washington	38	2	5	7	90	0.18
Winnipeg	17	1	4	5	34	0.29
TOTAL	446	31	97	128	753	0.29

FIRST NHL GAME: Oct. 10, 1985 - a 4-2 NY Rangers win vs Washington.

FIRST NHL POINT: Oct. 11, 1986 - an assist in a 6-5 NY Rangers overtime loss at Pittsburgh.

FIRST NHL GOAL: Oct. 22, 1986 - in a 5-4 NY Rangers overtime win vs Los Angeles vs Daren Eliot.

MILESTONES ACHIEVED: 400th game (12/14/91 vs Chicago)...100th point (12/27/90 at Los Angeles).

MILESTONES WITHIN REACH (current total): 100 assists (97); 500 games (446).

SINGLE GAMES HIGHS

Most Goals: 1 - many times

Most Assists: 3 - Jan. 11, 1990 in a 5-4 Philadelphia loss at Chicago.

Most Points: 3 - Jan. 11, 1990 in a 5-4 Philadelphia loss at Chicago (3a).

Most Penalty Minutes: 19 - Dec. 8, 1988 in a 4-3 Philadelphia win at Pittsburgh and Jan. 10, 1988 in a 7-5 Philadelphia loss vs New Jersey.

NOTES ON SAMUELSSON

Kjell's Picks As Best In NHL Today

Forward: Mario Lemieux


Defenseman: Ray Bourque

Goaltender: Bill Ranford

Penalty Killer: Jan Erixon

Hardest Shot: Al MacInnis

Top All-Around Player: Mark Messier/Mario Lemieux





1991-92: Played in his first full season with Pittsburgh...Recorded his only goal of the season on Dec. 23 at the NY Islanders...Required surgery on his right elbow on Dec. 12 to remove bone chips...Played in his 500th career game on Dec. 28 at Washington... Missed eight games in November due to his father's death in Sweden. Missed nine games due to injuries: hip (2), elbow (4), flu (2) and hand (1)...**PLAYOFFS:** Ranked third on the team with a plus seven rating and was second on the team in penalty minutes (39)...Of his 39 penalty minutes, 35 came vs Washington in the first round...One of 11 players to play in all 21 Penguin playoff games.

CAREER: Drafted by Hartford (67th overall) in the 1982 NHL Entry Draft...Split his first pro season (1984-85) between Binghamton (AHL) and Hartford...In 1985-86, was one of only two Hartford players to play in all 80 games, while finishing second on the team in penalty minutes (172)...In 1986-87, led the Whalers with a plus 28 rating...Represented Hartford at Rendez-Vous'87...Set career-highs in assists (33) and points (41) in 1987-88...In 1988-89, led the Whalers with a plus 23 rating, while scoring a career-high, nine goals...Missed the first 25 games of the 1989-90 season, after requiring surgery to repair a torn ligament in his left knee, but still led the team with a plus 15 rating...Acquired by Pittsburgh during the 1990-91 season, setting a career-high for penalty minutes in a season with 211...Recorded the Stanley Cup clinching goal in Game Six at Minnesota.

PERSONAL: Ulf and wife Jeanette have one son, Philip (15 months)...Spends the off-season in Sweden ...Enjoys golf, tennis and traveling in the off-season...Has one sister.

GREATEST THRILLS IN HOCKEY: Winning the Stanley Cup the past two seasons...First NHL game.

CAREER OBJECTIVE: To own his own business.

CAREER PLAYING RECORD

SEASON	TEAM	LEAGUE	GP	Regular Season				PIM	GP	Playoffs			PIM
				G	A	PTS	G			A	PTS		
1981-82	Leksand (a)	Swe.	31	3	1	4	40	—	—	—	—	—	
1982-83	Leksand	Swe.	33	9	6	15	72	—	—	—	—	—	
1983-84	Leksand	Swe.	36	5	11	16	53	—	—	—	—	—	
1984-85	Hartford	NHL	41	2	6	8	83	—	—	—	—	—	
	Binghamton	AHL	36	5	11	16	92	—	—	—	—	—	
1985-86	Hartford	NHL	80	5	19	24	172	10	1	2	3	38	
1986-87	Hartford	NHL	78	2	31	33	162	5	0	1	1	41	
1987-88	Hartford	NHL	76	8	33	41	159	5	0	0	0	8	
1988-89	Hartford	NHL	71	9	26	35	181	4	0	2	2	4	
1989-90	Hartford	NHL	55	2	11	13	177	7	1	0	1	2	
1990-91	Hartford (b)	NHL	62	3	18	21	174	—	—	—	—	—	
	PITTSBURGH	NHL	14	1	4	5	37	20	3	2	5	34	
1991-92	PITTSBURGH	NHL	62	1	14	15	206	21	0	2	2	39	
NHL TOTALS			539	33	162	195	1351	72	5	9	14	166	
PGH TOTALS			76	2	18	20	243	41	3	4	7	73	

a - June, 1982 - Drafted by Hartford in the 1982 NHL Entry Draft. Fourth Whalers choice. 67th overall, fourth round.

b - March 4, 1991 - Traded to Pittsburgh by Hartford with Ron Francis and Grant Jennings - for John Cullen, Zarek Zalapski and Jeff Parker.

**ULF SAMUELSSON
NHL CAREER SCORING vs**

Team	GP	G	A	PTS	PIM	PPG
Boston	46	5	14	19	116	0.41
Buffalo	47	5	14	19	141	0.40
Calgary	21	2	10	12	49	0.57
Chicago	20	3	7	10	52	0.50
Detroit	17	0	3	3	31	0.17
Edmonton	19	1	7	8	40	0.42
Hartford	3	0	0	0	10	0.00
Los Angeles	22	1	4	5	62	0.22
Minnesota	18	2	6	8	25	0.44
Montreal	50	1	14	15	105	0.30
New Jersey	23	2	3	5	61	0.21
NY Islanders	26	1	10	11	64	0.42
NY Rangers	25	1	7	8	43	0.32
Philadelphia	24	1	5	6	88	0.25
Pittsburgh	17	1	13	14	36	0.82
Quebec	50	2	10	12	148	0.24
San Jose	2	0	1	1	6	0.50
St. Louis	21	0	6	6	51	0.28
Toronto	23	2	6	8	58	0.34
Vancouver	22	2	10	12	35	0.54
Washington	22	0	4	4	88	0.18
Winnipeg	21	1	8	9	42	0.42
TOTAL	539	33	162	195	1351	0.36

FIRST NHL GAME: Oct. 11, 1984 - a 4-4 Hartford tie vs NY Rangers.

FIRST NHL POINT: Feb. 6, 1985 - a goal in a 7-4 Hartford loss vs Calgary.

FIRST NHL GOAL: Feb. 6, 1985 - in a 7-4 Hartford loss vs Calgary vs Rejean Lemelin.

MILESTONES ACHIEVED: 500th game (12/28/91 at Washington)...100th assist (12/10/88 vs Calgary)...100th point (3/5/88 vs NYR)

MILESTONES WITHIN REACH (current total): 600 games (539); 200 points (195); 1,500 penalty minutes (1,351).

SINGLE GAME HIGHS

MOST GOALS: 1 - 33 times.

MOST ASSISTS: 3 - Oct. 15, 1988 in a 7-5 Hartford win vs Chicago.

MOST POINTS: 4 - Oct. 15, 1988 in a 7-5 Hartford win vs Chicago (1g,3a).

MOST PENALTY MINUTES: 31 - Oct. 17, 1990 in a 3-1 Hartford win at Toronto.

NOTES ON SAMUELSSON

Ulf's All-Time NHL All-Star Team

F-Brett Hull	D-Paul Coffey
F-Kevin Stevens	D-Ray Bourque
F-Mario Lemieux	G-Grant Fuhr

His Picks As Best In NHL Today

Forward: Mario Lemieux

Defenseman: Brian Leetch


Best Goaltender: Tom Barrasso

Penalty Killer: Guy Carboneau

Hardest Shot: Brett Hull

Top All-Around Player: Mario Lemieux





PAUL
STANTON

23

1991-92: His second season in the NHL with the Penguins...Recorded 10 points (2+8)... Suffered ligament damage in his right knee on Oct. 31 vs Minnesota and missed 16 games... Returned on Dec. 10 vs the NY Rangers...Played in his 100th career game on Jan. 16 at Detroit...**PLAYOFFS:** Played in all 21 playoff games, leading the team in penalty minutes with 42...Ranked second on the team among defensemen in points with eight (1+7)...Was on the ice for only two goals against in the final two series vs Boston and Chicago.

CAREER: Pittsburgh's eighth round draft choice (149th overall) in **1985** Entry Draft... Played four seasons at the University of Wisconsin, being named to the NCAA West First All-Star Team and the WCHA Second All-Star Team in **1987-88**...In **1988-89** was named to the WCHA First All-Star Team...Played his first professional season with Muskegon (IHL) in **1989-90**...Began the **1990-91** season with the Penguins, playing in 75 games, recording 23 points (5+18)...With a +11 rating, was tied for fourth among NHL rookies...Led all rookies in the 1991 playoffs with a +6 rating.

PERSONAL: Spent most of the off-season in Pittsburgh, golfing and working out.

CAREER PLAYING RECORD

SEASON	TEAM	LEAGUE	Regular Season					Playoffs				
			GP	G	A	PTS	PIM	GP	G	A	PTS	PIM
1985-86	U. Wisconsin (a)	WCHA	36	4	6	10	16	—	—	—	—	—
1986-87	U. Wisconsin	WCHA	41	5	17	22	70	—	—	—	—	—
1987-88	U. Wisconsin (bc)	WCHA	45	9	38	47	98	—	—	—	—	—
1988-89	U. Wisconsin (d)	WCHA	45	7	29	36	126	—	—	—	—	—
1989-90	Muskegon	IHL	77	5	27	32	61	15	2	4	6	21
1990-91	PITTSBURGH	NHL	75	5	18	23	40	22	1	2	3	24
1991-92	PITTSBURGH	NHL	54	2	8	10	62	21	1	7	8	42
NHL & PGH TOTALS			129	7	26	33	102	43	2	9	11	66

a - June, 1985 - Drafted by Pittsburgh in 1985 Entry Draft. Eighth Penguins pick, 149th overall, eighth round.

b - NCAA West First All-American Team (1987-88)

c - WCHA Second All-Star Team (1987-88).

d - WCHA First All-Star Team (1988-89)

PAUL STANTON
NHL CAREER SCORING vs

Team	GP	G	A	PTS	PIM	PPG
Boston	5	0	1	1	4	0.20
Buffalo	6	0	1	1	4	0.16
Calgary	5	0	1	1	4	0.20
Chicago	5	0	0	0	2	0.00
Detroit	5	0	1	1	4	0.20
Edmonton	4	0	0	0	2	0.00
Hartford	4	0	0	0	2	0.00
Los Angeles	6	0	0	0	2	0.00
Minnesota	5	0	0	0	4	0.00
Montreal	4	0	1	1	4	0.25
New Jersey	13	0	3	3	18	0.23
NY Islanders	12	0	6	6	12	0.50
NY Rangers	12	1	2	3	8	0.25
Philadelphia	7	2	0	2	2	0.28
Quebec	5	0	4	4	8	0.80
San Jose	1	0	1	1	0	1.00
St. Louis	4	1	1	2	2	0.50
Toronto	5	0	1	1	0	0.20
Vancouver	5	0	0	0	4	0.00
Washington	11	1	3	4	6	0.36
Winnipeg	5	2	0	2	10	0.40
TOTAL	129	7	26	33	102	0.25

FIRST NHL GAME: Oct. 5, 1990 - a 7-4 Pittsburgh win at Washington.

FIRST NHL POINT: Oct. 9, 1990 - an assist on a Joe Mullen goal in a 6-4 Pittsburgh loss at St. Louis.

FIRST NHL GOAL: Nov. 21, 1990 - in a 5-4 Pittsburgh loss vs Philadelphia vs Pete Peeters.

MILESTONES ACHIEVED: 100th game (1/16/92 at Detroit).

MILESTONES WITHIN REACH (current total): 200 games (129).


SINGLE GAME HIGHS


MOST GOALS: 2-Dec. 18, 1990 in a 9-2 Pittsburgh win at Winnipeg.

MOST ASSISTS: 3-Oct. 25, 1990 in a 6-3 Pittsburgh win vs Quebec and Oct. 28, 1990 in an 8-3 Pittsburgh win vs NYI.

MOST POINTS: 3-Oct. 25, 1990 in a 6-3 Pittsburgh win vs Quebec (3a) and Oct. 28, 1990 in an 8-3 Pittsburgh win vs NY Islanders (3a).

MOST PENALTY MINUTES: 10-Dec. 13 in a 4-3 Pittsburgh win at New Jersey.





KEVIN
STEVENS

25

1991-92: Finished second in league scoring with 123 points, trailing only teammate Mario Lemieux...With 123 points, set NHL records for the most points by a left wing in a season and most points by an American-born player in a season...Also, set record for the most assists by a left wing in a season with 69...By finishing second in scoring, became the first left wing to finish this high since Bobby Hull finished second in 1968-69...Led the team with 54 goals and finished second in the league...Became the first player in NHL history to record 50 goals, 100 points and 200 penalty minutes in the same season...With 123 points, only Lemieux has recorded more points in a single season as a Penguin...Had 39 multiple point games and four hat tricks, including his first-over four goal game on Nov. 29 at Philadelphia...Played in all 80 games for the second consecutive season and has now played in 182 consecutive games...Led the team with 19 power play goals, a club record for power play goals by a left wing in a season...Scored his 50th goal of the season on Mar. 24 at Detroit...Finished fourth in the league with 325 shots on goal and third in first goals (10)...Recorded at least one shot on goal in 78 of 80 games...Named player of the month for November, recording 28 points (15+13) in 13 games...Had a career-high 11-game scoring streak from Dec. 10 to 31 recording 24 points (7+17)...Never went more than three consecutive games without recording a point and more than five games without recording a goal...Voted by the fans to start for the Wales Conference Team in the 1992 All-Star Game in Philadelphia, recording one goal...Named as the left wing on the end of season NHL First All-Star Team. **PLAYOFFS:** Finished second in playoff scoring with 28 points, second in goals (13) and tied for fourth in assists (15)...Led all players with 86 shots on goal...Recorded four goals on May 21 at Boston in Game Three of the Wales Conference Finals.

CAREER: Sixth round draft pick in 1983 by Los Angeles...Was acquired by Pittsburgh on **Sept. 9, 1983** from the Kings for Anders Hakansson...Played four seasons at Boston College, scoring 70 points (35+35) in his final season (1986-87)...Was named to the Hockey East First All-Star Team and NCAA East Second All-American Team in his senior season...Played in the 1987 Pravda Cup in Moscow and in the 1987 World Championships in Vienna, for the United States...Played for the 1988 U.S. Olympic Team in Calgary...Joined the Penguins following the Olympics, playing in the final 16 games of the season...Spent much of the first half of the next season going back and forth from Muskegon (IHL) to Pittsburgh...Recalled for good on Feb. 27, recording 11 goals in the final 17 games of the season...Ranked third on the team in playoff scoring with 10 points (3+7)...In **1989-90**, finished tied fifth on the team in goals (29) and fifth in points (70)...Recorded his first NHL hat trick on Oct. 31 vs Los Angeles...Was a member of United States team at the 1990 World Championships in Switzerland...Was tied for the team lead in goals with 40 in **1990-91**, and led the team in shots on goal (253) and power play goals (18)...Also led the team with 18 goals on the road...Finished third in league playoff scoring with 33 points...Led all players with 17 goals in the playoffs, which tied the NHL record for the second highest playoff total.

PERSONAL: Kevin and wife Suzanne spent most of the off-season in Cape Cod, Mass...Enjoys fishing...Father Arthur played baseball in the Cincinnati Reds minor league system...Has two sisters...Is the Penguins Player Representative for the NHL Players Association.

GREATEST THRILLS IN HOCKEY: Becoming the highest-scoring American-born player...Named as the left wing on the NHL-First All-Star Team...Winning back-to-back Stanley Cups.

CAREER PLAYING RECORD

SEASON	TEAM	LEAGUE	Regular Season				Playoffs					
			GP	G	A	PTS	PIM	GP	G	A	PTS	PIM
1983-84	Boston College (ab)	ECAC	37	6	14	20	36	—	—	—	—	—
1984-85	Boston College	HE	40	13	23	36	36	—	—	—	—	—
1985-86	Boston College	HE	42	17	27	44	56	—	—	—	—	—
1986-87	Boston College (ed)	HE	39	35	35	70	54	—	—	—	—	—
1987-88	U.S. National	—	44	22	29	45	52	—	—	—	—	—
	U.S. Olympic	—	5	1	3	4	2	—	—	—	—	—
	PITTSBURGH	NHL	16	5	2	7	8	—	—	—	—	—
1990-89	Muskegon	IHL	45	24	41	65	113	—	—	—	—	—
	PITTSBURGH	NHL	24	12	3	15	19	11	3	7	10	16
1989-90	PITTSBURGH	NHL	76	29	41	70	171	—	—	—	—	—
1990-91	PITTSBURGH (a)	NHL	80	40	46	86	133	24	17	16	33	53
1991-92	PITTSBURGH (f)	NHL	80	54	69	123	252	21	13	15	28	28
NHL & PGH TOTALS			276	140	161	301	583	56	33	38	71	97

* League

a - June, 1983 - Drafted by Los Angeles Kings in 1983 Entry Draft Sixth Kings pick, 16th overall, sixth round.

b - NHL right traded by Los Angeles to Pittsburgh for Anders Hakansson on Sept. 9, 1983.

c - Hockey East First All-Star Team (1985-87).

d - NCAA East Second All-American Team (1986-87)

e - NHL Second All-Star Team (1990-91)

f - NHL First All-Star Team (1991-92)

**KEVIN STEVENS
NHL CAREER SCORING vs**

Team	GP	G	A	PTS	PIM	PPG
Boston	11	6	6	12	21	1.09
Buffalo	9	5	5	10	12	1.11
Calgary	11	6	8	14	8	1.27
Chicago	10	6	6	12	6	1.20
Detroit	9	5	8	13	10	1.44
Edmonton	11	7	6	13	14	1.18
Hartford	11	7	4	11	37	1.00
Los Angeles	9	5	4	9	6	1.00
Minnesota	2	6	8	14	12	1.17
Montreal	11	2	2	4	28	0.36
New Jersey	26	7	15	22	63	0.84
NY Islanders	24	8	11	19	22	0.79
NY Rangers	22	13	15	28	61	1.27
Philadelphia	24	16	8	24	71	1.00
Quebec	10	11	10	21	8	2.10
San Jose	3	6	2	8	8	2.67
St. Louis	9	4	5	9	6	1.00
Toronto	10	6	10	16	32	1.60
Vancouver	8	3	7	10	41	1.25
Washington	25	9	16	25	101	1.00
Winnipeg	11	2	5	7	16	0.63
TOTAL	276	140	161	301	583	1.09

FIRST NHL GAME: Mar. 1, 1988 - an 8-3 win vs Minnesota.

FIRST NHL POINT: Mar. 1, 1988 - a goal in an 8-3 win vs Minnesota

FIRST NHL GOAL: Mar. 1, 1988 vs Don Beaupre

MILESTONES ACHIEVED: 100th Point (10/7/90 vs NJD)...100th Goal (11/19/91 at Que.)...100th Assist (10/31/91 vs Min.)...200th Point (an assist on 11/8/91 at Wpg.)...300th Point (a goal on 3/31/92 vs Phil.).

MILESTONES WITHIN REACH (current total): 300 games (276); 200 assists (161); 400 points (301).

SINGLE GAMES HIGHS

MOST GOALS: 4-Nov. 29, 1991 in a 9-3 win at Philadelphia.

MOST ASSISTS: 4-Oct. 5, 1990 in a 7-4 win at Washington and Dec. 26, 1991 in a 12-1 win vs Toronto.

MOST POINTS: 6-Oct. 5, 1990 in a 7-4 win at Washington (2g,4a) and Dec. 26, 1991 in a 12-1 win vs Toronto (2g,4a).

MOST PENALTY MINUTES: 28-Feb. 16, 1992 in a 3-3 tie at Philadelphia.

NOTES ON STEVENS


Kevin's All-Time NHL All-Star Team

F-Mario Lemieux D-Bobby Orr
F-Wayne Gretzky D-Larry Robinson
F-Gordie Howe G-Jacques Plante

His Picks As Best In NHL Today

Forward: Mario Lemieux
Defenseman: Brian Leetch
Goaltender: Patrick Roy and Tom Barrasso
Penalty Killer: Mario Lemieux
Hardest Shot: Al Jafrate
All-Around Player: Mario Lemieux





1991-92: After not dressing for the first 11 Capitals games of the season, scored a goal in his first game on Oct. 29 at Pittsburgh...Recorded a point in each of his first four games and in 11 of his 30 games...Was a plus or even player in 24 of 30 games...Was loaned to the Canadian Olympic Team and helped them win the Silver Medal in the 1992 Winter Olympics in Albertville, France...**PLAYOFFS:** Played in all seven of the Capitals playoff games, recording one assist.

CAREER: Signed as a free agent by Hartford on Feb. 29, 1984...Was a member of the 1981-82 University of North Dakota NCAA Division I championship hockey team...Captained the Canadian Olympic Team at the 1984 Winter Olympics at Sarajevo Yugoslavia...Joined the Whalers at the conclusion of the 1984 Olympics...In 1984-85 was one of two Whalers to play in all 80 games...Played in all 80 games in both 1985-86 and 1986-87...In 1987-88 scored on a penalty shot vs Ron Hextall (Philadelphia) on Oct. 31...Set career-high in goals (17), assists (24) and points (41) in 1988-89, while playing in all 80 games for the fifth consecutive season...In 1989-90 had his consecutive game played streak stopped at 419 on Oct. 8, due to a thumb injury...Just prior to the start of the 1990-91 season, was traded by Hartford to Washington...Recorded five points (2+3) in the 1991 playoffs...Is the Whalers all-time leader in short-handed goals with 11...Won five team awards during his seven years with Hartford.

PERSONAL: Dave and wife Wendy have two daughters, Nicole (5) and Natalie (2)...Is a member of the Saskatchewan Hall of Fame...Always active in team community relations programs and twice won Whalers Community Service Award...Owns a home renovation business.

GREATEST THRILLS IN HOCKEY: Playing for Canada in 1984 Olympics...Playing first NHL game (against the Bruins in Boston Garden)...Winning the 1982 NCAA Championship.

CAREER PLAYING RECORD

SEASON	TEAM	LEAGUE	Regular Season				Playoff					
			GP	G	A	PTS	PIM	GP	G	A	PTS	PIM
1981-82	North Dakota	WCHA	43	13	28	41	20	-	-	-	-	-
1982-83	North Dakota	WCHA	36	15	31	45	24	-	-	-	-	-
1983-84	Cdn. Olympic Team		66	14	19	33	24	-	-	-	-	-
	Hartford (a)	NHL	17	4	2	6	2	-	-	-	-	-
1984-85	Hartford	NHL	80	7	12	19	12	-	-	-	-	-
1985-86	Hartford	NHL	80	14	20	34	16	10	2	2	4	4
1986-87	Hartford	NHL	80	9	22	31	42	6	0	2	2	4
1987-88	Hartford	NHL	80	16	21	37	32	6	0	0	0	2
1988-89	Hartford	NHL	80	17	24	41	45	4	0	1	1	0
1989-90	Hartford	NHL	66	8	19	27	32	7	1	3	4	2
1990-91	Washington (b)	NHL	61	6	9	15	24	10	2	3	5	8
1991-92	Washington (c)	NHL	30	2	10	12	16	7	0	1	1	0
	Cdn. Olympic Team		7	1	2	3	8	-	-	-	-	-
NHL TOTALS			574	83	139	222	223	50	5	12	17	20

a - February 29, 1984 - Signed as a free agent by Hartford.

b - October 2, 1990 - Traded to Washington by Hartford for the Capitals sixth round draft choice in the 1992 Entry Draft.

c - August 28, 1992 - Signed by Pittsburgh as a free agent.

DAVE TIPPETT
NHL CAREER SCORING V5

Team	GP	G	A	PTS	PIM	PPG
Boston	53	6	15	21	14	0.40
Buffalo	50	10	10	20	28	0.40
Calgary	22	5	3	8	2	0.36
Chicago	21	5	5	10	6	0.25
Detroit	20	1	4	5	8	0.25
Edmonton	23	1	7	8	8	0.35
Hartford	6	0	0	0	2	0.00
Los Angeles	21	1	3	4	12	0.19
Minnesota	21	3	9	12	10	0.57
Montreal	52	7	10	17	26	0.33
New Jersey	23	1	5	6	8	0.26
NY Islanders	28	6	11	17	6	0.60
NY Rangers	26	2	7	9	12	0.35
Philadelphia	23	3	5	8	14	0.35
Pittsburgh	29	6	6	12	12	0.41
Quebec	50	13	13	26	22	0.52
San Jose	—	—	—	—	—	—
St. Louis	20	3	8	11	2	0.55
Toronto	22	3	8	11	6	0.50
Vancouver	23	2	2	4	12	0.17
Washington	18	0	4	4	9	0.22
Winnipeg	23	5	4	9	4	0.39
TOTAL	574	83	139	222	223	0.39

FIRST NHL GAME: Mar. 3, 1984 - a 3-3 Hartford tie at Boston.

FIRST NHL POINT: Mar. 7, 1984 - assisted on a Randy Pierce goal in a 4-2 Hartford loss at Washington.

FIRST NHL GOAL: Mar. 25, 1984 - in a 6-6 Hartford tie vs Quebec vs Clint Malarchuk.

MILESTONES ACHIEVED: 500th game (11/6/90 at Quebec)...100th assist (4/1/89 vs Chicago)... 100th point (12/8/87 at Quebec).

MILESTONES WITHIN REACH: (current total): 600 games (574).

SINGLE GAMES HIGHS

MOST GOALS: 2 - Seven Times

MOST ASSISTS: 3 - Jan. 17, 1986 in an 11-6 Hartford win vs Quebec and Jan. 23, 1988 in a 5-0 Hartford win vs Minnesota.

MOST POINTS: 4 - Jan. 17, 1986 in an 11-6 Hartford win vs Quebec (1g,3a) and Mar. 15, 1986 in an 11-4 Hartford win vs Chicago (2g,2a).

MOST PENALTY MINUTES: 7 - Nov. 18, 1986 in a 3-2 Hartford loss at Washington.

NOTES ON TIPPETT

Dave's All-Time NHL All-Star Team:

C - Wayne Gretzky/	D - Bobby Orr
Mario Lemieux	D - Dennis Potvin
RW - Gordie Howe	G - Terry Sawchuk
LW - Maurice Richard	

Favorite NHL Opponent Rink: Chicago Stadium

Toughest Opponent Goalie: Grant Fuhr


Best Opponent Defenseman: Ray Bourque

Best Opponent Defensive Forward: Troy Murray

Favorite Pro Teams: Chicago Bulls and San Francisco 49'ers

One Rule Change He Would Make: In the playoffs, an accidental high stick that draws blood should be a five-minute major only—no game misconduct.





**RICK
TOCCHET**

22

TOCCHET, RICK / BORN: 1963-06-19 / HT: 6-0 / WT: 175 / POS: F / ROSTER NO: 22

1983-84: 19 GP, 1 G, 1 A, 2 PTS, 18 PIM / 1984-85: 19 GP, 3 G, 1 A, 4 PTS, 30 PIM / 1985-86: 19 GP, 3 G, 1 A, 4 PTS, 30 PIM / 1986-87: 19 GP, 3 G, 1 A, 4 PTS, 30 PIM / 1987-88: 19 GP, 3 G, 1 A, 4 PTS, 30 PIM / 1988-89: 19 GP, 3 G, 1 A, 4 PTS, 30 PIM / 1989-90: 19 GP, 3 G, 1 A, 4 PTS, 30 PIM / 1990-91: 19 GP, 3 G, 1 A, 4 PTS, 30 PIM / 1991-92: 19 GP, 3 G, 1 A, 4 PTS, 30 PIM

1991-92: Acquired by Pittsburgh on Feb. 19 from Philadelphia along with Kjell Samuelsson and Ken Wregget...Set Flyers club record with his 1,601st career penalty minute on Oct. 17 vs Quebec to pass Paul Holmgren...Missed 16 games with the Flyers; heel (10), knee (5) and eye (1)...Was named as the Flyers' team captain at the start of the season...Played in 19 games with Pittsburgh, recording a point in 15 of the 19 games...Recorded 30 points (14+16) with Pittsburgh...Scored three goals on Mar. 6 at San Jose, his ninth career hat trick...Suffered a broken jaw on Mar. 15 at Chicago during the second period, but returned to score two goals in the third period in a 4-3 Penguins win...Tied his career-high for points in a game with six (2+4) on Mar. 26 vs Vancouver...Has recorded 20 or more goals in each of the last six seasons...Has recorded over 100 penalty minutes in each of his eight NHL seasons...Missed three games due to injury with Pittsburgh; jaw (3)...**PLAYOFFS:** Finished fifth on the team with 19 points (6+13), despite missing seven games with a shoulder injury suffered on April 21 at Washington...Had an NHL-leading 10-game scoring streak from May 11 to June 1, recording 17 points (6+11)...Led the team in points during the finals vs Chicago with eight (2+6)...Has played in 16 career games in the Stanley Cup Finals, recording 17 points (5+12).

CAREER: Drafted by the Flyers in the sixth round (125th overall) of the 1983 Entry Draft...Led all OHL scorers in the 1984 playoffs with 22 goals and 36 points... Led the Flyers in his rookie season (1984-85) in penalty minutes during the regular season (181) and the playoffs (72)...In 1985-86 again led Philadelphia in penalty minutes with 284...in 1986-87, recorded his first 20-goal season and again led the team in penalty minutes (288)...Finished fifth in league playoff scoring with 11 goals...Member of Team Canada in the 1987 Canada Cup Tournament...Led the Flyers in goals (31) and penalty minutes (301) in 1987-88...Became the third NHL player to record 30 goals and 300 penalty minutes in the same season...Recorded three hat tricks, including scoring four goals on Feb. 27 at Los Angeles...Scored a career-high 45 goals in 1988-89, including 16 goals on the power play...Recorded a nine-game goal-scoring streak to set a Flyers' club record...Made his first appearance in the NHL All-Star Game in 1989, recording two assists...Served a 10-game NHL Suspension for injuring Dean Chynoweth of the Islanders in a fight...Led the 1989-90 Flyers in goals (37), assists (59) and a career-high in points (96)...Named the Flyers Most Valuable Player...Recorded four goals and two assists on Jan. 25 vs Winnipeg...Recorded two points (1+1) in the 1990 NHL All-Star Game...Played for Team Canada at the 1990 World Championships in Switzerland...In 1990-91, led the Flyers in goals (40) and points (71)...Was voted to start for the Wales Conference in the 1991 NHL All-Star Game, recording two points (1+1)...Played for team Canada in the 1991 Canada Cup Tournament.

PERSONAL: Rick spent most of the off-season at the Jersey shore...Enjoys golfing and boating...Has two brothers.

CAREER PLAYING RECORD

SEASON	TEAM	LEAGUE	GP	Regular Season				PIM	GP	Playoffs			
				G	A	PTS	PIM			G	A	PTS	PIM
1981-82	S.S. Marie	OHL	59	7	15	22	184	11	1	1	2	28	
1982-83	S.S. Marie (a)	OHL	66	32	34	66	146	16	4	13	17	67	
1983-84	S.S. Marie	OHL	64	44	64	108	209	11	22*	14	36*	41	
1984-85	Philadelphia	NHL	75	14	25	39	181	19	3	4	7	72	
1985-86	Philadelphia	NHL	69	14	21	35	284	5	1	2	3	26	
1986-87	Philadelphia	NHL	69	21	26	47	288	26	11	10	21	72	
1987-88	Philadelphia	NHL	65	31	33	64	301	5	1	4	5	55	
1988-89	Philadelphia	NHL	66	45	36	81	183	16	6	6	12	69	
1989-90	Philadelphia	NHL	75	37	59	96	196	—	—	—	—	—	
1990-91	Philadelphia	NHL	70	40	31	71	150	—	—	—	—	—	
1991-92	Philadelphia (b)	NHL	42	13	16	29	102	—	—	—	—	—	
	PITTSBURGH	NHL	19	14	16	30	49	14	6	13	19	24	
NHL TOTALS			550	229	253	492	1734	85	28	39	67	318	
PGH TOTALS			19	14	16	30	49	14	6	13	19	24	

* - League-leading figure

a - June, 1983 - Drafted by Philadelphia in 1983 Entry Draft, Fifth Flyers choice, 121st overall, sixth round.

b - February 19, 1992 - Traded to Pittsburgh by Philadelphia with Kjell Samuelsson, Ken Wregget and a conditional draft choice for Mark Recchi, Brian Benaing and Los Angeles' first round draft choice - acquired by Pittsburgh in a prior trade - in 1992 Entry Draft.

**RICK TOCCHET
NHL CAREER SCORING vs**

Team	GP	G	A	PTS	PIM	PPG
Boston	21	4	9	13	84	0.61
Buffalo	24	6	13	19	55	0.79
Calgary	20	9	13	22	64	1.10
Chicago	21	8	12	20	68	0.95
Detroit	18	8	15	23	42	1.27
Edmonton	22	3	10	13	58	0.59
Hartford	21	9	4	13	76	0.61
Los Angeles	20	11	16	27	55	1.35
Minnesota	20	12	5	17	46	0.85
Montreal	24	11	10	21	31	0.87
New Jersey	47	20	23	43	197	0.91
NY Islanders	50	18	26	44	122	0.88
NY Rangers	43	20	15	35	171	0.81
Philadelphia	1	1	1	2	2	2.00
Pittsburgh	47	15	15	30	211	0.63
Quebec	19	3	12	15	59	0.84
San Jose	3	5	0	5	13	1.67
St. Louis	20	10	15	25	82	1.25
Toronto	22	13	12	25	87	1.13
Vancouver	21	11	14	25	28	1.19
Washington	47	15	16	31	153	0.65
Winnipeg	19	17	7	24	30	1.26
TOTAL	550	229	263	492	1734	0.89

FIRST NHL GAME: Oct. 11, 1984 - a 2-2 Philadelphia tie vs Washington.

FIRST NHL POINT: Oct. 15, 1984 - a goal in a 5-2 Philadelphia loss at Montreal.

FIRST NHL GOAL: Oct. 15, 1984 - in a 5-2 Philadelphia loss at Montreal vs Doug Soetaert.

MILESTONES ACHIEVED: 500th game (11/2/91 vs NYR)...200th goal (2/18/91 vs Chicago)...200th assist (4/1/90 at Detroit)...400th point (12/16/90 at Winnipeg).

MILESTONES WITHIN REACH (current total): 600 games (550); 300 assists (263); 500 points (492); 1800 penalty minutes (1734).

SINGLE GAME HIGHS

Most Goals: 4 - three times

Most Assists: 4 - Mar. 10, 1985 in an 11-4 Philadelphia win vs Pittsburgh and Mar. 26, 1992 in a 7-3 Pittsburgh win vs Vancouver.

Most Points: 6 - Jan. 25, 1990 in an 8-6 Pittsburgh win vs Winnipeg (4g, 2a) and Mar. 26, 1992 in a 7-3 Pittsburgh win vs Vancouver (2g, 4a).

Most Penalty Minutes: 28 - Dec. 19, 1989 in a 2-1 Philadelphia loss vs Washington.

NOTES ON TOCCHET

His Picks As Best In NHL Today

Forward: Mario Lemieux

Defenseman: Scott Stevens


Goaltender: Patrick Roy

Penalty Killer: Guy Carbonneau

Hardest Shot: Al MacInnis

Top All-Around Player: Mario Lemieux





1991-92: Acquired by the Penguins from the Flyers along with Rick Tocchet and Kjell Samuelsson on Feb. 19...Played in 23 games with the Flyers, recording a 3.57 goals against average and a 9-8-3 record...With the Flyers had five one-goal games...In six home games with the Penguins had a 5-1-0 record...With 13 victories in 1991-92, is one of only seven goalies to have recorded at least 10 victories in each of the last six seasons...Posted 100th career win on March 28 in a 6-3 win over Montreal...**PLAYOFFS:** Played in one game, on April 25 vs Washington, replacing Tom Barrasso at the start of the second period...Served as the back-up goalie in 20 of the 21 playoff games.

CAREER: Drafted by Toronto in the fourth round (45th overall) in 1982 Entry Draft from Lethbridge (WHL), where in 1983-84 was named to the WHL First All-Star Team, East Division... Led the WHL with a 3.16 goals against average in 1983-84...Was named to the 1983 Canadian Junior National Team...Split his first pro season (1984-85) between Toronto (NHL) and St. Catharines (AHL)...In 1985-86, started the season with St. Catharines, before being recalled on Nov. 29 by Toronto...Played in 10 playoff games, recording one shutout and a goals against average of 3.16...In 1986-87, played in 56 games, recording 22 wins...Played in all 13 of Toronto's playoff games, recording a 2.29 goals against average...Played in 56 games in 1987-88 recording his first two regular season shutouts...In 1988-89, played in 32 games with Toronto before being traded to Philadelphia on March 6, 1989...Started Game Seven of the Patrick Division Finals at Pittsburgh on April 29, replacing injured Ron Hexall, allowing only one goal in a 3-1 Flyers win...In 1989-90, tied a career-high of 22 wins set with Toronto in 1986-87...Was tied for eighth in the NHL in wins and tied for ninth in save percentage (.898)...Recorded six consecutive victories from Oct. 7-20 in 1990-91, winning the NHL Player of the Week award for the week ending Oct. 22.

PERSONAL: Ken and wife Susan have a son Matthew, born on April 21, during the 1992 playoffs...Enjoys farming and jogging in the off-season.

GREATEST THRILLS IN HOCKEY: Winning the Stanley Cup in 1992 and winning game seven of the 1989 Patrick Division finals vs Pittsburgh.

CAREER PLAYING RECORD

SEASON	TEAM	LEAGUE	Regular Season					Playoffs				
			GP	MP	GA	SO	AVG	GP	MP	GA	SO	AVG
1981-82	Lethbridge (a)	WHL	36	1713	118	0	4.13	3	84	3	0	2.14
1982-83	Lethbridge	WHL	48	2696	157	0	3.49	20	1154	58	1	3.02
1983-84	Toronto	NHL	3	165	14	0	5.09	—	—	—	—	—
	Lethbridge (b)	WHL	53	3053	161	0	3.16*	4	210	18	0	5.14
1984-85	Toronto	NHL	23	1278	103	0	4.84	—	—	—	—	—
	St. Catharines	AHL	12	688	48	0	4.19	—	—	—	—	—
1985-86	Toronto	NHL	30	1566	113	0	4.33	10	607	32	1*	3.16
	St. Catharines	AHL	18	1058	78	1	4.42	—	—	—	—	—
1986-87	Toronto	NHL	56	3026	200	0	3.97	13	761	29	1	2.29
1987-88	Toronto	NHL	55	3000	222	2	4.44	2	108	11	0	6.11
1988-89	Toronto (c)	NHL	32	1888	139	0	4.42	—	—	—	—	—
	Philadelphia	NHL	3	130	13	0	6.00	5	268	10	1	2.24
1989-90	Philadelphia	NHL	51	2361	169	0	3.42	—	—	—	—	—
1990-91	Philadelphia	NHL	30	1484	88	0	3.56	—	—	—	—	—
1991-92	Philadelphia (d)	NHL	23	1259	75	0	3.57	—	—	—	—	—
	PITTSBURGH	NHL	9	448	31	0	4.15	1	40	4	0	6.00
	NHL TOTALS		316	17205	1167	2	4.07	31	1784	86	3	2.89
	PGH TOTALS		9	448	31	0	4.15	1	40	4	0	6.00

* - League-leading figure

a - June, 1982 - Drafted by Toronto in 1982 Entry Draft. Fourth Toronto pick 45th overall, third round.

b - WHL First All-Star Team, East Division (1983-84)

c - March 6, 1989 - Traded to Philadelphia by Toronto as Philadelphia's first round choice and Calgary's first round choice - acquired by Philadelphia in a prior trade - in 1989 Entry Draft.

d - February 10, 1992 - Trade to Pittsburgh by Philadelphia with Rick Tocchet, Kjell Samuelsson and a conditional draft choice for Mark Hecchi, Brian Renney and Los Angeles' first round choice - acquired by Pittsburgh in a prior trade - in 1992 Entry Draft.

**KEN WREGGET
NHL CAREER RECORD vs**

Team	GP	MIN	GA	SO	AVG	W-L-T
Boston	13	758	46	0	3.64	3-9-0
Buffalo	14	865	48	0	4.33	4-8-1
Calgary	12	874	47	0	4.18	4-5-3
Chicago	30	1625	110	0	4.06	12-12-3
Detroit	17	817	71	0	5.21	3-9-0
Edmonton	15	825	64	0	4.66	3-11-1
Hartford	12	653	48	0	4.41	4-8-0
Los Angeles	14	722	57	0	4.73	5-7-1
Minnesota	29	1604	111	0	4.15	5-16-3
Montreal	10	604	29	0	2.88	7-4-0
New Jersey	14	681	45	0	3.90	7-5-1
NY Islanders	17	968	59	0	3.66	8-5-1
NY Rangers	12	635	44	0	4.15	2-8-1
Philadelphia	7	425	27	1	3.81	4-2-1
Pittsburgh	19	1027	78	0	4.55	7-9-1
Quebec	13	732	58	0	4.75	2-8-2
San Jose	—	—	—	—	—	—
St. Louis	24	1411	76	0	3.23	7-13-3
Toronto	5	199	12	0	3.61	2-1-1
Vancouver	9	547	34	1	3.72	4-3-2
Washington	18	947	65	0	4.11	3-13-0
Winnipeg	12	676	38	0	3.37	5-6-1
TOTAL	316	17205	1167	2	4.07	101-162-26

FIRST NHL GAME: Dec. 8, 1983 - an 8-6 Toronto win at Hartford.

FIRST NHL WIN: Dec. 8, 1983 - an 8-6 Toronto win at Hartford.

FIRST NHL SHUTOUT: Nov. 14, 1987 - a 4-0 Toronto win at Philadelphia.

MILESTONES ACHIEVED: 300th game (12/19/91 vs NYI) ...100th win (3/28/92 vs Montreal).

NOTES ON WREGGET


Ken's All-Time NHL All-Star Team

F-Gordie Howe D-Bobby Orr
 F-Frank Mahovlich D-Dorje Salming
 F-Wayne Gretzky G-Rogie Vachon

His Picks As Best In NHL Today

Forward: Mario Lemieux
Defenseman: Mark Howe
Goalender: Tom Barrasso
Penalty Killer: Dave Poulin
Hardest Shot: Al Iafrate
Top All-Around: Player: Mario Lemieux





1991-92: Started the season with Pittsburgh, playing in the first two games...Assigned to Muskegon (IHL) on Oct. 23...Played in 44 games with Muskegon, recording 35 points (19+16)...Missed almost two months of action after suffering a broken left leg on Feb. 1...Returned for the playoffs, recording nine points (5+4).

CAREER: Drafted by Pittsburgh in the sixth round in the 1986 Entry Draft...Spent his first two professional seasons with Muskegon (1988-89 & 1989-90)...Was a member of the 1989 Muskegon Turner Cup championship team...Started the 1990-91 season with Pittsburgh, playing in 11 of the first 20 games...Recorded his first NHL point (an assist) on Oct. 28 vs NY Islanders...Assigned to Muskegon on Nov. 21...In 62 games with Muskegon recorded 52 points (23+29)

PERSONAL: Jeff spent the off-season in Oshawa, Ontario...Has one sister.

BIGGEST INFLUENCE: His father, "because he was always there to help but never put too much pressure on me."

GREATEST THRILLS IN HOCKEY: Being drafted by Pittsburgh...Winning the Turner Cup Championship with Muskegon...Being with Pittsburgh when they won the Stanley Cup.

CAREER PLAYING RECORD

SEASON	TEAM	LEAGUE	GP	Regular Season				PIM	GP	Playoffs			
				G	A	PTS	PIM			G	A	PTS	PIM
1984-85	Oshawa	OHL	59	7	11	18	16	-	-	-	-	-	-
1985-86	Oshawa (a)	OHL	62	13	19	32	23	6	0	1	1	0	0
1986-87	Oshawa	OHL	54	14	9	23	22	15	3	2	5	5	5
1987-88	Oshawa	OHL	64	29	39	68	59	4	2	3	5	0	0
1988-89	Muskegon	IHL	58	21	21	42	58	11	3	5	8	11	11
1989-90	Muskegon	IHL	80	30	47	77	39	6	1	1	2	7	7
1990-91	PITTSBURGH	NHL	11	0	2	2	2	-	-	-	-	-	-
	Muskegon	IHL	62	23	29	52	18	5	1	3	4	2	2
1991-92	PITTSBURGH	NHL	2	0	0	0	0	-	-	-	-	-	-
	Muskegon	IHL	44	19	16	35	38	10	5	4	9	9	9

NHL & PGH TOTALS 13 0 2 2 2 - - - - -

a - June, 1986 - Drafted by Pittsburgh Penguins in 1986 NHL Entry Draft. Sixth Penguins pick, 109th overall, sixth round.



1991-92: Finished second on his team, Pizen, in points with 47 and led the team in goals with 23...Ranked sixth in the league in points and tied for second in goals...Pizen won the Western Division of the Czechoslovakia senior League...Played in the World Junior Tournament in Fussen, Germany, recording eight points (2+6)...Was the last player cul from the Czechoslovakian Olympic Team.

CAREER: In 1990-91 recorded 31 points (7+24) playing in his first season with Pizen, in the Czechoslovakia Senior League.


PERSONAL: Single, he spent most of the summer in Edmonton learning the English language.

CAREER PLAYING RECORD

SEASON	TEAM	LEAGUE	GP	Regular Season				GP	Playoffs			
				G	A	PTS	PIM		G	A	PTS	PIM
1990-91	Pizen	CZECH	47	7	24	31	6	-	-	-	-	-
1991-92	Pizen (a)	CZECH	36	23	24	47	4	-	-	-	-	-

NHL TOTAL - - - - -

a - June, 1992 - Drafted by Pittsburgh Penguins in 1992 NHL Entry Draft. First Penguins pick, 69th overall, first round.



1991-92: Acquired by Pittsburgh from Quebec on March 10 for the NHL rights to Scott Young...Was assigned to Muskegon (IHL) by Pittsburgh...Played in 20 games for Quebec, recording 15 points (3+12)...Played in 16 of Quebec's first 20 games.

CAREER: Drafted by Quebec in the first round of the 1987 Entry Draft...Named to the 1987 OHL First All-Star Team, playing with Kingston...In 1988-89 was named as the Canadian Major Junior Player of the Year, leading the OHL in assists (108) and points (155) playing with Niagara Falls...Was named as the OHL's Player of the Year and to the OHL's First All-Star Team...In 1989-90 split the season between Quebec and Halifax (AHL)...Played in his first NHL game on Nov. 8 vs New Jersey...Scored his first NHL goal on Nov. 30 vs Montreal's Patrick Roy...In 1990-91 again split the season between Quebec and Halifax...Recorded 31 points (9+22) in 45 games with Quebec to lead Nordiques defensemen in scoring.

PERSONAL: Spent most of the summer in his hometown of Brantford, Ontario.

CAREER PLAYING RECORD

SEASON	TEAM	LEAGUE	Regular Season					Playoffs				
			GP	G	A	PTS	PIM	GP	G	A	PTS	PIM
1985-86	Kingston	OHL	47	2	19	21	14	10	1	3	4	4
1986-87	Kingston (a,b)	OHL	56	20	50	70	48	12	2	3	5	5
1987-88	Kingston	OHL	48	11	35	47	50	-	-	-	-	-
1988-89	Niagara Falls (b,c,d)	OHL	60	47	108*	155*	88	17	10	22	32	36
1989-90	Quebec	NHL	45	4	10	14	31	-	-	-	-	-
	Halifax	AHL	22	5	14	19	6	6	2	4	6	0
1990-91	Quebec	NHL	45	9	22	31	24	-	-	-	-	-
	Halifax	AHL	5	0	2	2	0	-	-	-	-	-
1991-92	Quebec (e)	NHL	20	3	12	15	16	-	-	-	-	-
	Halifax	AHL	2	0	0	0	2	-	-	-	-	-
	New Haven	AHL	4	0	1	1	6	-	-	-	-	-
	Muskegon	IHL	8	2	4	6	30	-	-	-	-	-
NHL TOTALS			110	16	44	60	71	-	-	-	-	-

* - League-leading total
 a - June, 1987 - Drafted by Quebec Nordiques in 1987 NHL Entry Draft. First Nordiques pick, ninth overall, first round.
 b - OHL First All-Star Team (1986-87 & 1988-89)
 c - OHL Player of the Year (1988-89)
 d - Canadian Major Junior Player of the Year (1988-89)
 e - March 10, 1992 - Traded to Pittsburgh by Quebec for the NHL rights to Scott Young.



1991-92: Playing for Muskegon (IHL), finished third in points with 78...Was second on the team in goals with 41 and fourth in the league...In eight playoff games recorded eight points (4+4)...Was recalled by Pittsburgh on May 6 and played in his first NHL game on May 7 vs the NY Rangers in Game Three of the Patrick Division Finals...Scored his first NHL goal in his second game on May 9 vs the Rangers and Mike Richter...Played in four games of the Patrick Division Finals and the first game of the Wales Conference Finals vs the Boston Bruins.

CAREER: Drafted by Pittsburgh in the sixth round of the 1989 Entry Draft...In 1989-90, playing with Kamloops (WHL), ranked third on the team with 125 points (59+66)...Was named to the WHL West Division First All-Star Team in 1990...Played his first professional season with Muskegon in 1990-91, recording 46 points.

PERSONAL: Mike and wife Cathy spent the off-season in Fort Saskatchewan, Alberta...Enjoys camping, fishing and golfing...Has one sister.

BIGGEST INFLUENCE: Ken Hitchcock, his coach at Kamloops and presently an assistant coach with the Philadelphia Flyers, "taught me that heart and desire go a lot further than just plain skill."


CAREER OBJECTIVE: To work as a fish and wildlife officer.

GREATEST THRILLS IN HOCKEY: Scoring first NHL goal...Winning the Stanley Cup.

CAREER PLAYING RECORD

SEASON	TEAM	LEAGUE	Regular Season				Playoffs					
			GP	G	A	PTS	PIM	GP	G	A	PTS	PIM
1986-87	Kamloops	WHL	3	1	2	3	0	11	2	1	3	5
1987-88	Kamloops	WHL	54	31	33	64	93	5	0	1	1	5
1988-89	Kamloops (a)	WHL	49	24	27	51	55	16	2	9	11	13
1989-90	Kamloops (b)	WHL	50	59	66	125	75	17	11	13	24	10
1990-91	Muskegon	IHL	65	14	31	45	17	5	2	2	4	5
1991-92	PITTSBURGH	NHL	-	-	-	-	-	5	1	0	1	2
	Muskegon	IHL	80	41	37	78	83	8	4	4	8	6
NHL & PGH TOTALS			-	-	-	-	-	5	1	0	0	2

a - June, 1989 - Drafted by Pittsburgh Penguins in 1989 NHL Entry Draft. Seventh Penguins choice, 126th overall, sixth round
 b - WHL West Division First All-Star Team



**KEN
PRIESTLEY**

1991-92: Played his first full season with Pittsburgh, playing in 50 of the team's first 64 games...recorded goals in back-to-back games on Oct. 22 vs Chicago and Oct. 24 vs New Jersey...His only multiple point game of the season came on Dec. 3 at Edmonton (two assists)... Assigned to Muskegon (IHL) on Mar. 10, recording 15 points (4+11) in 13 regular season games...In the IHL playoffs, finished third on the team with 16 points (5+11), while tying for the team lead in assists (11).

CAREER: Drafted by Buffalo in the 1985 Entry Draft...In 1985-86 playing with Victoria (WHL), finishing fifth in league scoring with 145 points and second in goals with 73...Began the 1986-87 season with Buffalo, scoring his first NHL goal on Nov. 2 at Boston (Doug Keans)...Was returned to Victoria by Buffalo on Nov. 21, but was recalled by Buffalo on Feb. 23 for the remainder of the season...Was assigned to Rochester (AHL) for the playoffs...Split the 1987-88 season between Rochester and Buffalo...In 1988-89, led Rochester in points (93) and goals (56), while finishing second in the AHL in goals...Recalled by Buffalo on Jan. 9...In 1990-91 played with Team Canada, finishing fifth on the team in scoring with 46 points...Acquired by Pittsburgh from Buffalo on Mar. 5.


PERSONAL: Ken and wife Darcy were married during the off-season...Enjoys water sports...Has one sister.

CAREER OBJECTIVE: Entering his father's construction business.

CAREER PLAYING RECORD

SEASON	TEAM	LEAGUE	GP	Regular				GP	Season Playoffs			
				G	A	PTS	PIM		G	A	PTS	PIM
1983-84	Victoria	WHL	55	10	18	28	31	-	-	-	-	-
1984-85	Victoria (a)	WHL	50	25	37	62	48	-	-	-	-	-
1985-86	Victoria	WHL	72	73	72	145	45	-	-	-	-	-
	Rochester	AHL	4	0	2	2	0	-	-	-	-	-
1986-87	Buffalo	NHL	34	11	6	17	8	-	-	-	-	-
	Victoria	WHL	33	43	39	82	37	-	-	-	-	-
	Rochester	AHL	-	-	-	-	-	8	3	2	5	4
1987-88	Buffalo	NHL	33	5	12	17	35	6	0	0	0	11
	Rochester	AHL	43	27	24	51	47	-	-	-	-	-
1988-89	Buffalo	NHL	15	2	0	2	2	3	0	0	0	2
	Rochester	AHL	64	56	37	93	60	-	-	-	-	-
1989-90	Buffalo	NHL	35	7	7	14	14	5	0	0	0	0
	Rochester	AHL	40	19	39	58	46	-	-	-	-	-
1990-91	PITTSBURGH (b)	NHL	2	0	1	1	0	-	-	-	-	-
	Team Canada		40	20	26	46	34	-	-	-	-	-
1991-92	PITTSBURGH	NHL	50	2	8	10	4	-	-	-	-	-
	Muskegon	IHL	13	4	11	15	6	13	5	11	16	10
NHL TOTALS			169	27	34	61	63	14	0	0	0	13
PGH TOTALS			52	2	9	11	4	-	-	-	-	-


a - June, 1985 - Drafted by Buffalo Sabres in 1985 Entry Draft. Fifth Sabres pick, 98th overall, 5th round.
 b - March 5, 1991 - Traded by Buffalo to Pittsburgh for Tony Tanti.



GREG ANDRUSAK

SEASON	TEAM	LEAGUE	GP	REGULAR SEASON				PIM	GP	PLAYOFFS			
				G	A	PTS	PIM			G	A	PTS	PIM
1987-88	U. Minn.-Duluth (a)	WCHA	37	4	5	9	42	-	-	-	-	-	
1988-89	U. Minn.-Duluth	WCHA	35	4	8	12	74	-	-	-	-	-	
1989-90	U. Minn.-Duluth	WCHA	35	5	29	34	74	-	-	-	-	-	
1990-91	TEAM Canada		53	4	11	15	34	-	-	-	-	-	
1991-92	U. Minn.-Duluth	WCHA	36	7	27	34	125	-	-	-	-	-	


a - June, 1988 - Drafted by Pittsburgh Penguins in 1988 NHL Entry Draft. Fifth Penguins pick, 88th overall, fifth round.



JEFF BLAESER

SEASON	TEAM	LEAGUE	GP	REGULAR SEASON				PIM	GP	PLAYOFFS			
				G	A	PTS	PIM			G	A	PTS	PIM
1988-89	Yale (a)	ECAC	31	8	19	27	12	-	-	-	-	-	
1989-90	Yale	ECAC	29	17	14	31	16	-	-	-	-	-	
1990-91	Yale	ECAC	29	12	14	26	22	-	-	-	-	-	
1991-92	Yale	ECAC	24	8	18	25	46	-	-	-	-	-	


a - June, 1988 - Drafted by Pittsburgh Penguins in 1988 NHL Entry Draft. Seventh Penguins pick, 151st overall, eighth round.



ROB DOPSON

SEASON	TEAM	LEAGUE	GP	REGULAR SEASON				GP	PLAYOFF			
				MIN	GA	SO	AVG		MIN	GA	SO	AVG
1989-90	Wil.-Laurier	OJAA	22	1319	57	0	2.59	-	-	-	-	-
1990-91	Muskegon	IHL	24	1243	90	0	4.34	-	-	-	-	-
1991-92	Muskegon (a)	IHL	28	1555	90	4	3.26	12	697	40	0	3.44

a - July 21, 1991 - signed as a free agent by Pittsburgh Penguins.



JOE DRAGON

DOB: 12/11/70
 HT: 5-10
 WT: 175
 POS: F
 COLLEGE: Cornell University
 HONORS: ECAC All-Star, ECAC All-American
 PREFERRED SHOOTING HAND: R
 PREFERRED SKATING FOOT: R

SEASON	TEAM	LEAGUE	GP	REGULAR SEASON				PIM	GP	PLAYOFFS			
				G	A	PTS	PIM			G	A	PTS	PIM
1988-89	Cornell University	ECAC	3	1	1	2	2	-	-	-	-	-	
1989-90	Cornell University (a)	ECAC	29	15	24	39	26	-	-	-	-	-	
1990-91	Cornell University	ECAC	32	8	18	26	46	-	-	-	-	-	
1991-92	Cornell University	ECAC	29	10	16	26	37	-	-	-	-	-	

a - June, 1990 - Drafted by Pittsburgh Penguins in 1990 NHL Supplemental Draft.




PAUL DYCK

DOB: 12/11/70
 HT: 5-10
 WT: 175
 POS: F
 COLLEGE: Cornell University
 HONORS: ECAC All-Star, ECAC All-American
 PREFERRED SHOOTING HAND: R
 PREFERRED SKATING FOOT: R

SEASON	TEAM	LEAGUE	GP	REGULAR SEASON				PIM	GP	PLAYOFFS			
				G	A	PTS	PIM			G	A	PTS	PIM
1989-90	Moose Jaw	WHL	72	5	10	15	86	-	-	-	-	-	
1990-91	Moose Jaw (a)	WHL	72	12	41	53	63	-	-	-	-	-	
1991-92	Muskegon	IHL	73	6	21	27	40	14	1	3	4	4	

a - June, 1991 - Drafted by Pittsburgh Penguins in 1991 NHL Entry Draft. 11th Penguins pick, 214th overall, 11th round.




TIM FINGERHUT

DOB: 12/11/70
 HT: 5-10
 WT: 175
 POS: F
 COLLEGE: Cornell University
 HONORS: ECAC All-Star, ECAC All-American
 PREFERRED SHOOTING HAND: R
 PREFERRED SKATING FOOT: R

SEASON	TEAM	LEAGUE	GP	REGULAR SEASON				PIM	GP	PLAYOFFS			
				G	A	PTS	PIM			G	A	PTS	PIM
1989-90	Canterbury H.S.(a)	USHS	29	20	30	50	-	-	-	-	-	-	
1990-91	U. of Vermont	ECAC	21	6	7	13	19	-	-	-	-	-	
1991-92	U. of Vermont	ECAC	30	9	10	19	14	-	-	-	-	-	

a - June, 1990 - Drafted by Pittsburgh Penguins in 1990 NHL Entry Draft. 12th Penguins pick overall, 11th round.




JOE GARDNER

1986-87 Colgate ECAC 31 10 20 30 20
 1987-88 Colgate ECAC 31 14 32 46 24
 1988-89 Colgate ECAC 30 21 25 46 38
 1989-90 Colgate ECAC 38 26 36 62 62
 1990-91 Muskegon (b) IHL 49 9 13 22 30
 1991-92 Muskegon IHL 5 1 2 3 2
 Knoxville ECNL 36 20 34 54 30

SEASON	TEAM	LEAGUE	REGULAR SEASON					PLAYOFFS				
			GP	G	A	PTS	PIM	GP	G	A	PTS	PIM
1986-87	Colgate (a)	ECAC	31	10	20	30	20	-	-	-	-	-
1987-88	Colgate	ECAC	31	14	32	46	24	-	-	-	-	-
1988-89	Colgate	ECAC	30	21	25	46	38	-	-	-	-	-
1989-90	Colgate	ECAC	38	26	36	62	62	-	-	-	-	-
1990-91	Muskegon (b)	IHL	49	9	13	22	30	2	0	1	1	0
1991-92	Muskegon	IHL	5	1	2	3	2	-	-	-	-	-
	Knoxville	ECNL	36	20	34	54	30	-	-	-	-	-

a - June, 1986 - Drafted by Boston Bruins in 1986 NHL Entry Draft. 12th Bruins pick. 244th overall, 12th round.
 b - September, 1990 - signed as a free agent by Pittsburgh.




DANIEL GAUTHIER

1986-87 Longueuil QMJHL 64 23 22 45 23
 1987-88 Victoriaville (a) QMJHL 66 43 47 90 53
 1988-89 Victoriaville QMJHL 64 41 75 116 84
 1989-90 Victoriaville QMJHL 62 45 69 114 32
 1990-91 Albany IHL 1 1 0 1 0
 Knoxville (b,c) ECNL 61 41 93* 134 40
 Muskegon IHL 68 19 18 37 28

SEASON	TEAM	LEAGUE	REGULAR SEASON					PLAYOFFS				
			GP	G	A	PTS	PIM	GP	G	A	PTS	PIM
1986-87	Longueuil	QMJHL	64	23	22	45	23	18	4	5	9	15
1987-88	Victoriaville (a)	QMJHL	66	43	47	90	53	5	2	1	3	0
1988-89	Victoriaville	QMJHL	64	41	75	116	84	16	12	17	29	30
1989-90	Victoriaville	QMJHL	62	45	69	114	32	16	8	19*	27	16
1990-91	Albany	IHL	1	1	0	1	0	-	-	-	-	-
1990-91	Knoxville (b,c)	ECNL	61	41	93*	134	40	2	0	4	4	4
1991-92	Muskegon	IHL	68	19	18	37	28	9	3	6	9	8

* - League-leading figure
 a - June, 1988 - Drafted by Pittsburgh Penguins in 1988 NHL Entry Draft. 13rd Penguins pick. 62nd overall, third round.
 b - ECNL First All-Star Team (1990-91)
 c - ECNL Top Rookie (1990-91)



JAMIE HEWARD

1987-88 Regina WHL 68 10 17 27 17
 1988-89 Regina (a) WHL 52 31 28 59 29
 1989-90 Regina WHL 72 14 44 58 42
 1990-91 Regina (b) WHL 71 23 61 84 41
 1991-92 Muskegon IHL 54 6 21 27 37

SEASON	TEAM	LEAGUE	REGULAR SEASON					PLAYOFFS				
			GP	G	A	PTS	PIM	GP	G	A	PTS	PIM
1987-88	Regina	WHL	68	10	17	27	17	4	1	1	2	2
1988-89	Regina (a)	WHL	52	31	28	59	29	-	-	-	-	-
1989-90	Regina	WHL	72	14	44	58	42	11	2	2	4	10
1990-91	Regina (b)	WHL	71	23	61	84	41	8	2	9	11	6
1991-92	Muskegon	IHL	54	6	21	27	37	14	1	4	5	4

a - June, 1989 - Drafted by Pittsburgh Penguins in 1989 NHL Entry Draft. First Penguins pick. 16th overall, first round.
 b - WHL East Division First All-Star Team (1990-91)




CHRISTIAN LALONDE

1987-88 U. of Maine
1988-89 U. of Maine
1989-90 U. of Maine
1990-91 Albany (a)
Muskegon
Knoxville
1991-92 Muskegon

SEASON	TEAM	LEAGUE	GP	REGULAR SEASON				PIM	GP	PLAYOFFS			
				G	A	PTS	G			A	PTS	PIM	
1986-87	U. of Maine	HE	40	8	8	16	49	-	-	-	-	-	
1987-88	U. of Maine	HF	44	20	31	51	40	-	-	-	-	-	
1988-89	U. of Maine	HE	39	10	29	39	41	-	-	-	-	-	
1989-90	Newmarket	HF	41	2	13	15	44	-	-	-	-	-	
	Albany	AHL	3	0	0	0	0	-	-	-	-	-	
	Albany (a)	IHL	2	0	0	0	9	-	-	-	-	-	
	Muskegon	IHL	33	1	4	5	25	-	-	-	-	-	
	Knoxville	ECHI	20	3	12	15	37	3	0	0	0	2	
1991-92	Muskegon	IHL	3	0	3	3	0	-	-	-	-	-	

a - September 4, 1990 - Signed as a free agent by Pittsburgh.



PAUL LAUS

1987-88 Hamilton
1988-89 Niagara Falls
1989-90 Niagara Falls (a)
1990-91 Albany
Muskegon
Knoxville
1991-92 Muskegon

SEASON	TEAM	LEAGUE	GP	REGULAR SEASON				PIM	GP	PLAYOFFS			
				G	A	PTS	G			A	PTS	PIM	
1987-88	Hamilton	OHL	56	1	9	10	171	14	0	0	0	28	
1988-89	Niagara Falls	OHL	49	1	10	11	225	15	0	5	5	56	
1989-90	Niagara Falls (a)	OHL	60	13	35	48	231	16	6	16	22	71	
1990-91	Albany	IHL	7	0	0	0	7	-	-	-	-	-	
	Muskegon	IHL	35	3	4	7	103	4	0	0	0	13	
	Knoxville	ECHL	20	6	12	18	83	-	-	-	-	-	
1991-92	Muskegon	IHL	75	0	21	21	248	14	2	5	7	70	

a - June, 1989 - Drafted by Pittsburgh Penguins in 1989 NHL Entry Draft. Second Penguins pick, 37th overall, second round.



MIKE MAJORS

1987-88 North Bay (a)
1988-89 North Bay
Kingston
1989-90 Kingston
1990-91 Muskegon
1991-92 Muskegon

SEASON	TEAM	LEAGUE	GP	REGULAR SEASON				PIM	GP	PLAYOFFS			
				G	A	PTS	G			A	PTS	PIM	
1987-88	North Bay (a)	OHL	57	16	17	33	272	4	0	2	2	8	
1988-89	North Bay	OHL	11	3	2	5	58	-	-	-	-	-	
	Kingston	OHL	53	22	29	51	193	-	-	-	-	-	
1989-90	Kingston	OHL	62	29	32	61	188	6	3	3	6	12	
1990-91	Muskegon	IHL	60	8	10	18	160	5	0	0	0	0	
1991-92	Muskegon	IHL	80	13	18	31	302	12	1	3	4	29	

a - June, 1988 - Drafted by Pittsburgh Penguins in 1988 NHL Entry Draft. Second Penguins pick, 25th overall, second round.



ROBERT MELANSON

1970-08-06
 5'11" 185 lbs
 RW
 Pittsburgh, Pa.

SEASON	TEAM	LEAGUE	REGULAR SEASON					PLAYOFFS				
			GP	G	A	PTS	PIM	GP	G	A	PTS	PIM
1990-91	Hull (a)	CMJHL	66	1	8	9	210	-	-	-	-	-
1991-92	Muskogon	IHL	7	0	2	2	2	1	0	0	0	0
	Knoxville	ECHL	49	0	11	11	186	-	-	-	-	-

a - June, 1991 - Drafted by Pittsburgh Penguins in 1991 NHL Entry Draft. Fifth Penguins pick, 104th overall, fifth round.



TROY MICK

1969-03-27
 6'0" 175 lbs
 LW
 Pittsburgh, Pa.

SEASON	TEAM	LEAGUE	REGULAR SEASON					PLAYOFFS				
			GP	G	A	PTS	PIM	GP	G	A	PTS	PIM
1986-87	Portland	WHL	57	30	33	63	60	20	8	2	10	40
1987-88	Portland (a,b)	WHL	72	63	84	147	78	-	-	-	-	-
1988-89	Portland	WHL	66	49	87	136	70	19	15	19	34	17
1989-90	Regina (c)	WHL	66	60	53	113	61	11	7	10	17	17
1990-91	Albany	IHL	1	0	0	0	2	-	-	-	-	-
1991-92	Knoxville (d)	ECHL	38	35	48	83	24	-	-	-	-	-
1991-92	Knoxville	ECHL	46	23	38	61	24	-	-	-	-	-

a - June, 1989 - Drafted by Pittsburgh Penguins in 1989 NHL Entry Draft. Sixth Penguins pick, 130th overall, seventh round.

b - WHL West Division All-Star Team (1987-88)

c - WHL East Division First All-Star Team (1989-90)

d - ECHL second All-Star Team (1990-91)




SAVO MITROVIC

1970-06-06
 5'11" 175 lbs
 LW
 Pittsburgh, Pa.

SEASON	TEAM	LEAGUE	REGULAR SEASON					PLAYOFFS				
			GP	G	A	PTS	PIM	GP	G	A	PTS	PIM
1989-90	U. New Hampshire (a)	HE	37	30	21	51	40	-	-	-	-	-
1990-91	U. New Hampshire	HE	35	13	18	31	55	-	-	-	-	-
1991-92	U. New Hampshire	HE	37	15	42	57	51	-	-	-	-	-

a - June, 1990 - Drafted by Pittsburgh Penguins in second round of 1990 Supplemental Draft.



TODD NELSON

DOB: 11/11/67
 HT: 6'0" WT: 175
 POS: F
 TEAM: PITTSBURGH PENGUINS
 DRAFTED: 1989
 DRAFTED BY: PITTSBURGH PENGUINS
 DRAFT POSITION: 79TH OVERALL
 DRAFT ROUND: 4TH ROUND

SEASON	TEAM	LEAGUE	GP	REGULAR SEASON				PLAYOFFS				
				G	A	PTS	PIM	GP	G	A	PTS	PIM
1987-88	Prince Albert	WHL	72	3	21	24	59	10	3	2	5	4
1988-89	Prince Albert (a,b)	WHL	72	14	45	59	72	4	1	3	4	4
1989-90	Prince Albert (b)	WHL	69	13	42	55	88	14	3	12	15	12
1990-91	Muskegon	IHL	79	4	20	24	32	3	0	0	0	4
1991-92	PITTSBURGH	NHL	1	0	0	0	0	-	-	-	-	-
	Muskegon	IHL	80	6	35	41	46	14	1	11	12	4

a - June, 1989 - Drafted by Pittsburgh Penguins in 1989 NHL Entry Draft. Fourth Penguins pick, 79th overall, fourth round.
 b - WHL East Division Second All-Star TEAM (1988-89 & 1989-90)




ED PATTERSON

DOB: 11/11/67
 HT: 6'0" WT: 175
 POS: F
 TEAM: PITTSBURGH PENGUINS
 DRAFTED: 1991
 DRAFTED BY: PITTSBURGH PENGUINS
 DRAFT POSITION: 148TH OVERALL
 DRAFT ROUND: 7TH ROUND

SEASON	TEAM	LEAGUE	GP	REGULAR SEASON				PLAYOFFS				
				G	A	PTS	PIM	GP	G	A	PTS	PIM
1990-91	Swift Current (a)	WHL	7	2	7	9	0	-	-	-	-	-
	Kamloops	WHL	55	14	33	47	134	-	-	-	-	-
1991-92	Kamloops	WHL	38	19	25	44	120	1	0	0	0	0

a - June, 1991 - Drafted by Pittsburgh Penguins in 1991 NHL Entry Draft. Seventh Penguins pick, 148th overall, seventh round.

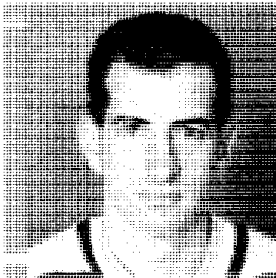


SHANE PEACOCK

DOB: 11/11/67
 HT: 6'0" WT: 175
 POS: F
 TEAM: PITTSBURGH PENGUINS
 DRAFTED: 1991
 DRAFTED BY: PITTSBURGH PENGUINS
 DRAFT POSITION: 60TH OVERALL
 DRAFT ROUND: 3RD ROUND

SEASON	TEAM	LEAGUE	GP	REGULAR SEASON				PLAYOFFS				
				G	A	PTS	PIM	GP	G	A	PTS	PIM
1989-90	Lethbridge	WHL	65	7	23	30	60	19	2	8	10	42
1990-91	Lethbridge (a)	WHL	69	12	50	62	102	16	1	14	15	26
1991-92	Lethbridge	WHL	67	35	45	80	217	5	2	5	7	2

a - June, 1991 - Drafted by Pittsburgh Penguins in 1991 NHL Entry Draft. Third Penguins pick, 60th overall, third round.



BRUCE RACINE

1984-85 Northeastern (a) H.E. 26 1615 103 1 3.57
 1985-86 Northeastern H.E. 32 1920 147 0 4.56
 1986-87 Northeastern (b,c) H.E. 33 1966 133 0 4.06
 1987-88 Northeastern (c) H.E. 30 1808 108 1 3.58
 1988-89 Muskegon IHL 38 3039* 184 3* 3.63 5 300 15 0 3.00
 1989-90 Muskegon IHL 48 2811 182 1 3.75
 1990-91 Albany IHL 28 1567 104 0 3.98
 Muskegon IHL 9 515 40 0 4.14
 1991-92 Muskegon IHL 27 1559 91 1 3.50 1 60 6 0 6.00


SEASON	TEAM	LEAGUE	REGULAR SEASON					PLAYOFFS				
			GP	MIN	GA	SO	AVG	GP	MIN	GA	SO	AVG
1984-85	Northeastern (a)	H.E.	26	1615	103	1	3.57	-	-	-	-	-
1985-86	Northeastern	H.E.	32	1920	147	0	4.56	-	-	-	-	-
1986-87	Northeastern (b,c)	H.E.	33	1966	133	0	4.06	-	-	-	-	-
1987-88	Northeastern (c)	H.E.	30	1808	108	1	3.58	-	-	-	-	-
1988-89	Muskegon	IHL	38	3039*	184	3*	3.63	5	300	15	0	3.00
1989-90	Muskegon	IHL	48	2811	182	1	3.75	-	-	-	-	-
1990-91	Albany	IHL	28	1567	104	0	3.98	-	-	-	-	-
	Muskegon	IHL	9	515	40	0	4.14	-	-	-	-	-
1991-92	Muskegon	IHL	27	1559	91	1	3.50	1	60	6	0	6.00

* - League-leading figure.

a - June, 1985 - Drafted by Pittsburgh Penguins in 1985 NHL Entry Draft. Third Penguins pick, 58th overall, third round.

b - Hockey East First All-Star Team (1986-87)

c - NCAA East First All-American Team (1986-87 & 1987-88)




JASON SMART

1987-88 Prince Albert WHL 72 16 29 45 79 10 1 2 3 11
 1988-89 Prince Albert (a) WHL 12 1 3 4 31 - - - - -
 Saskatoon WHL 36 6 17 23 33 8 1 6 7 16
 1989-90 Saskatoon WHL 66 27 48 75 187 10 1 5 6 19
 1990-91 Albany IHL 15 4 2 6 28 - - - - -
 Muskegon IHL 36 12 27 39 83 5 0 3 3 11
 1991-92 Muskegon IHL 45 10 14 24 49 - - - - -

SEASON	TEAM	LEAGUE	REGULAR SEASON					PLAYOFFS				
			GP	G	A	PTS	PIM	GP	G	A	PTS	PIM
1987-88	Prince Albert	WHL	72	16	29	45	79	10	1	2	3	11
1988-89	Prince Albert (a)	WHL	12	1	3	4	31	-	-	-	-	-
	Saskatoon	WHL	36	6	17	23	33	8	1	6	7	16
1989-90	Saskatoon	WHL	66	27	48	75	187	10	1	5	6	19
1990-91	Albany	IHL	15	4	2	6	28	-	-	-	-	-
	Muskegon	IHL	36	12	27	39	83	5	0	3	3	11
1991-92	Muskegon	IHL	45	10	14	24	49	-	-	-	-	-

a - June, 1989 - Drafted by Pittsburgh Penguins in 1989 NHL Entry Draft. 13th Penguins pick, 247th overall, 12th round.



SANDY SMITH

1985-87 U. Minn-Duluth (a) WCHA 35 9 3 6 26 - - - - -
 1987-88 U. Minn-Duluth WCHA 41 22 9 31 47 - - - - -
 1988-88 U. Minn-Duluth WCHA 40 6 16 22 75 - - - - -
 1989-90 U. Minn-Duluth WCHA 39 15 16 31 53 - - - - -
 Muskegon IHL 3 1 0 1 0 - - - - -
 1990-91 Muskegon IHL 82 25 29 54 51 5 1 1 2 6
 1991-92 Muskegon IHL 64 15 18 33 109 14 7 2 9 4

SEASON	TEAM	LEAGUE	REGULAR SEASON					PLAYOFFS				
			GP	G	A	PTS	PIM	GP	G	A	PTS	PIM
1985-87	U. Minn-Duluth (a)	WCHA	35	9	3	6	26	-	-	-	-	-
1987-88	U. Minn-Duluth	WCHA	41	22	9	31	47	-	-	-	-	-
1988-88	U. Minn-Duluth	WCHA	40	6	16	22	75	-	-	-	-	-
1989-90	U. Minn-Duluth	WCHA	39	15	16	31	53	-	-	-	-	-
	Muskegon	IHL	3	1	0	1	0	-	-	-	-	-
1990-91	Muskegon	IHL	82	25	29	54	51	5	1	1	2	6
1991-92	Muskegon	IHL	64	15	18	33	109	14	7	2	9	4

a - June, 1986 - Drafted by Pittsburgh Penguins in 1986 NHL Entry Draft. Fifth Penguins pick, 89th overall, fifth round.



MIKE STAPLETON

1984 - 1992

SEASON	TEAM	LEAGUE	GP	REGULAR SEASON				PIM	GP	PLAYOFFS			
				G	A	PTS	PIM			G	A	PTS	PIM
1983-84	Cornwall (a)	OHL	70	24	45	69	94	3	1	2	3	4	
1984-85	Cornwall	OHL	56	41	44	85	68	9	2	4	6	23	
1985-86	Cornwall	OHL	56	39	64	103	74	6	2	3	5	2	
1986-87	Chicago	NHL	39	3	6	9	6	4	0	0	0	2	
	Cdn. Olympic Team		21	2	4	6	4	-	-	-	-	-	
1987-88	Chicago	NHL	53	2	9	11	59	-	-	-	-	-	
	Saginaw	IHL	31	11	19	30	52	10	5	6	11	10	
1988-89	Chicago	NHL	7	0	1	1	7	-	-	-	-	-	
	Saginaw	IHL	69	21	47	68	162	6	1	3	4	4	
1989-90	Indianapolis	IHL	16	5	10	15	6	13	9	10	19	38	
1990-91	Chicago	NHL	7	0	1	1	2	-	-	-	-	-	
	Indianapolis	IHL	75	29	52	81	76	7	1	4	5	0	
1991-92	Chicago	NHL	19	4	4	8	8	-	-	-	-	-	
	Indianapolis (b)	IHL	59	18	40	58	65	-	-	-	-	-	

a - June, 1984 - Drafted by Chicago Blackhawks in 1984 NHL Entry Draft. Seventh Blackhawks pick, 132nd overall, seventh round.
 b - September 4, 1992 - Signed on a free agent by Pittsburgh.

PITTSBURGH PENGUINS

JOHN BRILL Right Wing 6'3" 180 lbs.
 Born: St. Paul, Minn., December 3, 1970 Age: 21
 Shoots: Left
 Pittsburgh's third round choice (58th overall) in 1989 Entry Draft

SEASON	TEAM	LEAGUE	GP	G	A	PTS	PIM
1988-89	Grand Rapids	USHS	28	23	29	52	28
1989-90	U. Minnesota	WCHA	34	2	8	10	22
1990-91	U. Minnesota	WCHA	44	6	13	19	36
1991-92	U. Minnesota	WCHA	35	7	9	16	46

GREG CARVEL Center 5'11" 185 lbs.
 Born: Canton, New York, August 17, 1970 Age: 22
 Shoots: Left
 Pittsburgh third round choice in 1991 Supplemental Draft.

SEASON	TEAM	LEAGUE	GP	G	A	PTS	PIM
1989-90	St. Lawrence	ECAC	30	5	16	21	18
1990-91	St. Lawrence	ECAC	34	7	15	22	18
1991-92	St. Lawrence	ECAC	34	12	20	32	23

DENIS CASEY Goaltender 5'10" 180 lbs.
 Born: Relowna, B. C., February 6, 1968 Age: 24
 Catches: Left
 Pittsburgh's sixth round choice (110th overall) in 1990 Entry Draft

SEASON	TEAM	LEAGUE	GP	MP	GA	SO	AVG
1989-90	Colorado College	WCHA	19	1059	75	0	4.15
1990-91	Colorado College	WCHA	11	607	43	0	4.25
1991-92	Colorado college	WCHA	12	664	44	0	3.97



FUTURE PENGUINS

BRIAN CLIFFORD **Center** **6' 0"** **180 lbs.**

Born: Buffalo, New York, June 18, 1973 Age: 19

Shoots: Right

Pittsburgh's sixth round choice (126th overall) in the 1991 Entry Draft.

SEASON	TEAM	LEAGUE	GP	G	A	PTS	PIM
1990-91	Nichols Academy	USHS	29	29	33	62	-
1991-92	Nichols Academy	USHS	29	27	31	58	46

JOE DZIEDZIC **Left Wing** **6'3"** **200 lbs.**

Born: Minneapolis, Minnesota, December 18, 1971 Age: 20

Shoots: Left

Pittsburgh's third round choice (61st overall) in 1990 Entry Draft

SEASON	TEAM	LEAGUE	GP	G	A	PTS	PIM
1988-89	Edison H.S.	USHS	22	46	27	73	34
1989-90	Edison H.S.	USHS	17	29	19	48	0
1990-91	U. Minnesota	WCHA	20	6	4	10	26
1991-92	U. Minnesota	WCHA	34	8	9	17	68

BRIAN FARRELL **Center** **5' 11"** **182 lbs.**

Born: West Hartford, CT, April 16, 1972 Age: 20

Shoots: Left

Pittsburgh's fifth round choice (89th overall) in 1990 Entry Draft

SEASON	TEAM	LEAGUE	GP	G	A	PTS	PIM
1988-89	Avon Old Farms	USHS	27	13	24	37	-
1989-90	Avon Old Farms	USHS	24	22	23	45	-
1990-91	Harvard	ECAC	29	3	8	11	16
1991-92	Harvard	ECAC	9	5	3	8	6

RUSTY FITZGERALD **Center** **6'1"** **185 lbs.**

Born: Minneapolis, Minnesota, July 30, 1973 Age: 20

Shoots: Left

Pittsburgh's second round choice (38th overall) in 1991 Entry Draft)

SEASON	TEAM	LEAGUE	GP	G	A	PTS	PIM
1989-90	Silver Bay H.S.	USHS	21	25	26	51	24
1990-91	Duluth East H.S.	USHS	15	14	11	25	-
1991-92	U. Minn.-Duluth	WCHA	37	9	11	20	40

GREG HAGAN **Right Wing** **5'11"** **175 lbs.**

Born: St. Paul, Minnesota, July 10, 1971 Age: 21

Shoots: Right

Pittsburgh's 10th round choice (205th overall) in 1989 Entry Draft

SEASON	TEAM	LEAGUE	GP	G	A	PTS	PIM
1989-89	Hil. Murray H.S.	USHS	25	28	32	60	UA
1989-90	St. Cloud State	WCHA	-	-	-	-	-
1990-91	St. Cloud State	WCHA	23	4	4	8	2
1991-92	St. Cloud State	WCHA	34	10	8	18	28

PASI HUURA **Defense** **6' 4"** **222 lbs.**

Born: March 23, 1966 Age: 26

Shoots: Left

Pittsburgh's 12th round choice (258th overall) in 1991 Entry Draft

SEASON	TEAM	LEAGUE	GP	G	A	PTS	PIM
1989-90	Iives	Finland	41	1	4	6	48
1990-91	Iives	Finland	39	2	6	8	50
1991-92	Lukko	Finland	44	1	5	6	40

LADISLAV KARABIN **Left Wing** **6' 1"** **189 lbs.**

Born: Bratislava, Czech., February 16, 1970 Age: 22

Shoots: Left

Pittsburgh's ninth round choice (173rd overall) in 1990 Entry Draft

SEASON	TEAM	LEAGUE	GP	G	A	PTS	PIM
1991-92	Bratislava	CZECH	24	4	8	12	-



FUTURE PENGUINS

PETTERI KOSKIMAKI **Center** **6'1"** **180 lbs.**
 Born: Helsinki, Finland, May 5, 1971 Age: 21
 Shoots: Left
 Pittsburgh's eighth round choice (152nd overall) in 1990 Entry Draft

SEASON	TEAM	LEAGUE	GP	G	A	PTS	PIM
1989-89	HIFK	Finland	31	11	17	28	2
1989-90	Boston University	HE	44	12	12	24	15
1990-91	Boston University	HE	37	16	22	38	12
1991-92	Boston University	HE	32	19	18	37	12

JIRI KUCERA **Right Wing**
 Born: Bratislava, Czechoslovakia, March 28, 1966 Age: 26
 Pittsburgh's eighth round choice (152nd overall) in 1987 Entry Draft

SEASON	TEAM	LEAGUE	GP	G	A	PTS	PIM
1989-90	Pizeň	CZECH	47	10	24	34	
1990-91	Tappara	Finland	44	23	34	57	26
1991-92	Tappara	Finland	44	22	20	42	8



JEFF LEMBKE **Goaltender** **5'11"** **175 lbs.**
 Born: Pembina, North Dakota, November 29, 1972 Age: 19
 Shoots: Left
 Pittsburgh's ninth round choice (192nd overall) in 1991 Entry Draft

SEASON	TEAM	LEAGUE	GP	MP	GA	SO	AVG
1991-92	North Dakota	WCHA	10	412	41	0	5.97

PETER MCLAUGHLIN **Left Wing** **6'2"** **190 lbs.**
 Born: Norwood, MA., June 29, 1973 Age: 19
 Shoots: Left
 Pittsburgh's eighth round choice (180th overall) in 1991 Entry Draft

SEASON	TEAM	LEAGUE	GP	G	A	PTS	PIM
1990-91	Belmont Hill H.S.	USHS	28	12	18	30	8
1991-92	Belmont Hill H.S.	USHS	22	22	18	40	24



IAN MORAN **Defense** **5' 11"** **175 lbs.**
 Born: Cleveland, Ohio, August 24, 1972 Age: 20
 Shoots: Right
 Pittsburgh's sixth round choice (107th overall) in 1990 Entry Draft

SEASON	TEAM	LEAGUE	GP	G	A	PTS	PIM
1989-90	Belmont Hill H.S.	USHS	23	10	36	46	0
1990-91	Belmont Hill	USHS	23	7	44	51	12
1991-92	Boston College	HF	30	2	16	18	44



MARKUS NASLUND **Left Wing** **5'11"** **180 lbs.**
 Born: Ornskoldsvik, Sweden, July 30, 1973 Age: 20
 Shoots: Left
 Pittsburgh first round choice (16th overall) in 1992 Entry Draft

SEASON	TEAM	LEAGUE	GP	G	A	PTS	PIM
1989-90	MoDo Jr.	SWE JR.	33	43	35	79	-
1990-91	MoDo	SWE	32	10	9	19	-
1991-92	MoDo	SWE	39	22	17	39	52

PATRICK NEATON **Defense** **6' 0"** **180 lbs.**
 Born: Redford, Michigan, May 21, 1971 Age: 21
 Shoots: Right
 Pittsburgh's seventh round choice (145th overall) in 1990 Entry Draft


SEASON	TEAM	LEAGUE	GP	G	A	PTS	PIM
1989-90	U. Michigan	CCHA	42	3	23	26	36
1990-91	U. Michigan	CCHA	44	15	28	43	78
1991-92	U. Michigan	CCHA	43	10	20	30	62

Another Pittsburgh Championship Lineup



CLARK'S
Candy Company
Pittsburgh, Pa.

NHL ENTRY DRAFT SELECTIONS



Penguins 2-3-4 Draft Choices at 1992 Draft (L-R): Marc Hussey, Travis Thiessen and Todd Klassen

For the third consecutive year, Penguins' General Manager Craig Patrick has used the club's first round choice to select a European player at the NHL Entry Draft. Martin Straka, a Czechoslovakian center, was the Penguins' first round choice. Straka was the second Czechoslovakian player to be selected in the first round by the Penguins in the last three years (Jaromir Jagr was selected in 1990). He finished sixth last season in scoring in the Czechoslovakian Elite League.

In the next two rounds, the Penguins selected defensemen from the Moose Jaw Warriors of the Western Hockey League. Marc Hussey and Travis Thiessen, defensive partners for the Warriors last season, were two of four blueliners selected by Pittsburgh in the 1992 Entry Draft.

The Penguins' sixth round choice, Artem Kopot, was the first Russian-born player ever selected by the club. Kopot was one of three European players selected by the Penguins this year. Tragically, he was killed in an automobile accident in Russia last July.

MARTIN STRAKA		CENTER	5'10"	178 lbs.				
AGE:	19 (September 3, 1972)	BORN:	Plzen, Czech.					
SHOOTS:	Left	RD/OV:	1st/19th					
Season	Team	Lea.	GP	G	A	PTS	PIM	
1990-91	Skoda Plzen	CSFR	47	7	24	31	6	
1991-92	Skoda Plzen	CSFR	36	23	24	47	4	

MARC HUSSEY		DEFENSE	6'2"	182 lbs.				
AGE:	18 (January 22, 1974)	BORN:	Chatham, N.B.					
SHOOTS:	Right	RD/OV:	2nd/43rd					
Season	Team	Lea.	GP	G	A	PTS	PIM	
1990-91	Moose Jaw	WHL	68	5	8	13	67	
1991-92	Moose Jaw*	WHL	72	7	27	34	203	

TRAVIS THIESSEN DEFENSE 6'3" 203 lbs.
 AGE: 19 (July 11, 1972) BORN: N. Battleford, Sask.
 SHOOTS: Left RD/OV: 3rd/67th

Season	Team	Lea.	GP	G	A	PTS	PIM
1990-91	Moose Jaw	WHL	69	4	14	18	80
1991-92	Moose Jaw	WHL	72	9	50	59	112

TODD KLASSEN DEFENSE 6' 0" 204 lbs.
 AGE: 18 (April 17, 1974) BORN: Saskatoon, Sask.
 SHOOTS: Right RD/OV: 4th/91st

Season	Team	Lea.	GP	G	A	PTS	PIM
1990-91	Tri-City	WHL	67	6	27	33	72
1991-92	Tri-City	WHL	69	23	42	65	60

PHILIPPE DeROUVILLE GOALTENDER 6' 1" 183 lbs.
 AGE: 17 (August 7, 1974) BORN: Arthabaska, Que.
 CATCHES: Left RD/OV: 5th/115th

Season	Team	Lea.	GP	MIN	GA	SO	AVG.
1990-91	College Francais	QMJHL	20	1030	50	0	2.91
1991-92	College Francais	QMJHL	34	1854	99	2	3.20

ARTEM KOPOT DEFENSE 6' 0" 187 lbs.
 AGE: 19 (July 25, 1972) BORN: Chelyabinsk, CIS
 SHOOTS: Right RD/OV: 6th/139th

Season	Team	Lea.	GP	G	A	PTS	PIM
1990-91	Trakor Chelyabinsk	CIS	27	1	0	1	14
1991-92	Trakor Chelyabinsk	CIS	28	0	0	0	16

JAN ALINC CENTER 6' 2" 180 lbs.
 AGE: 20 (May 27, 1972) BORN: Louny, Czech.
 SHOOTS: Left RD/OV: 7th/163rd

Season	Team	Lea.	GP	G	A	PTS	PIM
1991-92	Litvinov	CSFR	36	16	12	28	—

FRAN BUSSEY CENTER 6' 3" 184 lbs.
 AGE: 17 (July 9, 1974) BORN: Duluth, Minn.
 SHOOTS: Left RD/OV: 8th/187th

Season	Team	Lea.	GP	G	A	PTS	PIM
1991-92	Duluth-East H.S.	H.S.	23	17	26	43	8

BRIAN BONIN CENTER 5' 10" 175 lbs.
 AGE: 18 (November 28, 1973) BORN: St. Paul, Minn.
 SHOOTS: Left RD/OV: 9th/211th

Season	Team	Lea.	GP	G	A	PTS	PIM
1991-92	White Bear Lake H.S.	H.S.	23	22	35	57	8

BRIAN CALLAHAN LEFT WING 6' 1" 190 lbs.
 AGE: 17 (July 13, 1974) BORN: Melrose, Mass.
 SHOOTS: Left RD/OV: 10th/235th

Season	Team	Lea.	GP	G	A	PTS	PIM
1991-92	Belmont Hill H.S.	H.S.	25	20	18	38	—


1967-68 PENGUINS ROSTER

NO.	PLAYERS	HGT	WGT	SHOT	PLACE OF BIRTH	BIRTHDATE
	- DRAGON, Joe	5-11	180	R	Fort Smith, N.W.T.	2/20/69
C 10	FRANCIS, Ron	6-2	200	L	Sault Ste. Marie, Ont.	3/1/63
E	- GARDNER, Joel	6-0	175	L	Petrolia, Ont.	9/16/67
N 66	LEMIEUX, Mario	6-4	210	R	Montreal, Que.	10/5/65
T 15	MCEACHFRN, Shawn	6-0	190	L	Waltham, Mass.	2/28/69
E 18	PRIESTLAY, Ken	5-10	190	L	Richmond, B.C.	8/24/67
R	- SMART, Jason	6-4	212	L	Prince George, B.C.	1/23/70
	- STAPLETON, Mike	5-10	183	R	Sarnia, Ont.	5/5/66
	- STRAKA, Martin	5-10	178	L	Plzen, Czech.	9/3/72
14	TIPPETT, Dave	5-10	180	L	Moosomin, Sask.	8/25/61
	- BLAESER, Jeff	6-3	190	L	Parma, Ohio	5/11/70
	- DANIELS, Jeff	6-1	200	L	Oshawa, Ont.	6/24/68
L. 12	ERREY, Bob	5-10	182	L	Montreal, Que.	9/21/64
	- FINGERHUT, Tim	6-0	175	L	Camden, NJ	5/20/71
W	- GAUTHIER, Daniel	6-2	190	L	Charlemagne, Que.	5/17/70
I	- LAYLIN, Cory	5-10	170	L	Minneapolis, Minn.	1/24/70
N 24	LONEY, Troy	6-3	210	L	Bow Island Alta.	9/21/63
G	- MAJOR, Mark	6-3	223	L	Toronto, Ont.	3/20/70
25	STEVENS, Kevin	6-3	215	L	Brockton, Mass.	4/15/65
16	CAUFIELD, Jay	6-4	237	R	Philadelphia, PA	7/17/60
68	JAGR, Jaromir	6-2	208	L	Kladno, Czech.	2/15/72
R. 27	LEACH, Jamie	6-1	205	R	Winnipeg, Man.	8/25/69
	- MITROVIC, Savo	5-11	185	R	Toronto, Ont.	2/4/69
W 7	MULLEN, Joe	5-9	180	R	New York, NY	2/26/57
I	- NEEDHAM, Mike	5-10	185	R	Calgary, Alta.	4/4/70
N	- PATTERSON, Ed	6-2	210	R	Delta, B.C.	11/14/72
G	- SMITH, Sandy	5-11	200	R	Brainerd, Minn.	10/23/67
22	TOCCHET, Rick	6-0	205	R	Scarborough, Ont.	4/9/64
	- ANDRUSAK, Greg	6-1	183	R	Cranbrook, B. C.	11/14/69
6	CHYCHRUN, Jeff	6-4	215	R	LaSalle, Que.	5/3/66
	- DYCK, Paul	6-1	192	L	Steinbach, Man.	4/15/71
	- FOGARTY, Bryan	6-2	198	L	Brantford, Ont.	6/11/69
	- HEWARD, Jamie	6-2	194	L	Regina, Sask.	3/30/71
D	- HUSSEY, Marc	6-4	185	R	Chatham, N.B.	1/22/74
E 3	JENNINGS, Grant	6-3	200	L	Hudson Bay, Sask.	5/5/65
F	- KLASSEN, Todd	6-0	204	R	Saskatoon, Sask.	4/17/74
E	- LAUS, Paul	6-1	212	R	Beamsville, Ont.	9/26/70
N	- MELANSON, Robert	6-1	202	L	Antigonish, N.S.	3/5/71
S 55	MURPHY, Larry	6-1	210	R	Scarborough, Ont.	3/8/61
E	- NELSON, Todd	6-0	201	L	Prince Albert, Sask.	5/11/69
2	PAEK, Jim	6-1	194	L	Seoul, Korea	4/7/67
	- PEACOCK, Shane	5-10	198	R	Winterburn, Alta.	7/7/73
28	SAMUELSSON, Kjell	6-6	235	R	Tyngsryd, Sweden	10/18/58
5	SAMUELSSON, Ulf	6-1	195	L	Fagersta, Sweden	3/26/64
23	STANTON, Paul	6-0	193	R	Boston, Mass.	6/22/67
	- THIESSEN, Travis	6-3	203	L	N. Battleford, Sask.	7/11/72
NO.	GOALTENDERS	HGT	WGT	GLOVE	PLACE OF BIRTH	BIRTHDATE
35	BARRASSO, Tom	6-3	212	R	Boston, Mass.	3/31/65
	- DEROUVILLE, Philippe	6-1	183	L	Victoriaville, Que.	8/7/74
	- DOPSON, Rob	6-0	200	L	Smith Falls, Ont.	8/21/67
	- RACINE, Bruce	6-0	178	L	Cornwall, Ont.	8/9/66
31	WREGGET, Ken	6-1	195	L	Brandon, Man.	3/25/64


1992-93 PENGUIN ROSEY'S

NO.	PLAYERS	1991-92 CLUB(S)	LEAGUE(S)	GP	G	A	PTS	PIM
	- DRAGON, Joe	Cornell	ECAC	29	10	16	26	37
C 10	FRANCIS, Ron	Pittsburgh	NHL	70	21	33	54	30
E	- GARDNER, Joel	Muskegon/Knoxville	IHL/ECHL	41	21	36	57	32
N 66	LEMIEUX, Mario	Pittsburgh	NHL	64	44	87	131	94
T 15	MCEACHERN, Shawn	U.S. Olympic/Pittsburgh	NHL	80	27	27	54	48
E 18	PRIESTLAY, Ken	Pittsburgh/Muskegon	NHL/IHL	63	6	19	25	10
R	- SMART, Jason	Muskegon	IHL	45	10	14	24	49
	- STAPLETON, Mike	Chicago/Indianapolis	NHL/IHL	78	22	44	66	73
	- STRAKA, Martin	Pizen	Czech.	36	23	24	47	4
14	TIPPETT, Dave	Washington/Cdn. Olympic	NHL	37	3	12	15	24
	- BLAESER, Jeff	Yale	ECAC	24	8	15	23	4
	- DANIELS, Jeff	Pittsburgh/Muskegon	NHL/IHL	46	19	16	35	38
L 12	ERREY, Bob	Pittsburgh	NHL	78	19	16	35	119
	- FINGERHUT, Tim	U. of Vermont	ECAC	30	9	10	19	14
W	- GAUTHIER, Daniel	Muskegon	IHL	68	19	18	37	28
I	- LAYLIN, Cory	U. of Minnesota	WCHA	41	19	12	31	44
N 24	LONEY, Troy	Pittsburgh	NHL	76	10	16	26	127
G	- MAJOR, Mark	Muskegon	IHL	80	13	18	31	302
25	STEVENS, Kevin	Pittsburgh	NHL	80	54	69	123	252
16	CAUFIELD, Jay	Pittsburgh	NHL	52	0	0	0	175
68	JAGR, Jaromir	Pittsburgh	NHL	70	32	37	69	34
R. 27	LEACH, Jamie	Pittsburgh/Muskegon	NHL/IHL	41	6	5	11	10
	- MITROVIC, Savo	New Hampshire	HE	37	15	42	57	51
W 7	MULLEN, Joe	Pittsburgh	NHL	77	42	45	87	30
I	- NEEDHAM, Mike	Muskegon	IHL	80	41	37	78	83
N	- PATTERSON, Ed	Kamloops	WHL	38	19	25	44	120
G	- SMITH, Sandy	Muskegon	IHL	64	15	18	33	109
22	TOCCHET, Rick	Philadelphia/Pittsburgh	NHL	61	27	32	59	151
	- ANDRUSAK, Greg	U. of Minn-Duluth	WCHA	36	7	27	34	125
6	CHYCHRUN, Jeff	Los Angeles/Pittsburgh	NHL	43	0	4	4	111
	- DYCK, Paul	Muskegon	IHL	73	6	21	27	40
	- FOGARTY, Bryan	Que./Halifax/N.H./Musk.	NHL/AHL/IHL	34	5	17	22	54
	- HEWARD, Jamie	Muskegon	IHL	54	6	21	27	37
D	- HUSSEY, Marc	Moose Jaw	WHL	72	7	27	34	203
E 3	JENNINGS, Grant	Pittsburgh	NHL	53	4	5	9	104
F	- KLASSEN, Todd	Tri-City	WHL	69	23	24	65	60
E	- LAUS, Paul	Muskegon	IHL	75	0	21	21	248
N	- MELANSON, Robert	Muskegon/Knoxville	IHL/ECHL	56	0	13	13	188
S 55	MURPHY, Larry	Pittsburgh	NHL	77	21	56	77	50
E	- NELSON, Todd	Pittsburgh/Muskegon	NHL/IHL	81	6	35	41	46
2	PAEK, Jim	Pittsburgh	NHL	50	1	7	8	36
	PEACOCK, Shane	Lethbridge	WHL	67	35	45	80	217
28	SAMUELSSON, Kjell	Philadelphia/Pittsburgh	NHL	74	5	11	16	110
5	SAMUELSSON, Ulf	Pittsburgh	NHL	62	1	14	15	206
23	STANTON, Paul	Pittsburgh	NHL	54	2	8	10	62
	- THIESSEN, Travis	Moose Jaw	WHL	72	9	50	59	112
NO.	GOALTENDERS	1991-92 CLUB(S)	LEAGUE	GP	MP	GA	SO	AVG
35	BARRASSO, Tom	Pittsburgh	NHL	57	3229	196	1	3.53
	- DEROUVILLE, Philippe	Verdun	QMJHL	34	1854	99	2	3.20
	- DOPSON, Rob	Muskegon	IHL	28	1655	90	4	3.26
	- RACINE, Bruce	Muskegon	IHL	27	1559	91	1	3.50
31	WREGGET, Ken	Philadelphia/Pittsburgh	NHL	32	1707	106	0	3.73




NO.	PLAYERS	HOW ACQUIRED (Draft-YR: Pick-O/A-Rnd.) (Trade: Month/Year)	JUNIOR OR COLLEGE HOCKEY
CENTERS			
	- DRAGON, Joe	Supplemental Draft (1990)	College-ECAC (Cornell)
10	FRANCIS, Ron	Trade with Hartford (Mar./1991)	Junior-OHL (S.S. Marie)
	- GARDNER, Joel	Free Agent (Sept./1990)	College-FCAC (Colgate)
66	LEMIEUX, Mario	Entry Draft (1984) (1-1-1)	Junior-QMJHL (Laval)
15	MCEACHEFERN, Shawn	Entry Draft (1987) (6-110-6)	College-HE (Boston U.)
18	PRIESTLAY, Ken	Trade with Buffalo (Mar./1991)	Junior-WHL (Victoria)
	- SMART, Jason	Entry Draft (1989) (13-247-12)	Junior-WHL (Saskatoon)
	- STAPLETON, Mike	Free Agent (Sept./1992)	Junior-OHL (Cornwall)
	- STRAKA, Martin	Entry Draft (1992) (1-19-1)	Europe-Czech. (Plzen)
14	TIPPETT, Dave	Free Agent (Aug./1992)	College-WCHA (North Dakota)
LEFT WINGS			
	- BLAESER, Jeff	Entry Draft (1988) (7-151-8)	College-ECAC (Yale)
	- DANIELS, Jeff	Entry Draft (1986) (6-109-6)	Junior-OHL (Oshawa)
12	ERREY, Bob	Entry Draft (1983) (1-15-1)	Junior-OHL (Peterborough)
	- FINGERHUT, Tim	Entry Draft (1990) (12-194-10)	College-ECAC (Vermont)
	- GAUTHIER, Daniel	Entry Draft (1988) (3-62-3)	Junior-OMJHL (Victoriaville)
	- LAYLIN, Cory	Entry Draft (1988) (10-214-11)	College-WCHA (Minnesota)
24	LONEY, Troy	Entry Draft (1982) (3-52-3)	Junior-WHL (Lethbridge)
	- MAJOR, Mark	Entry Draft (1988) (2-25-2)	Junior-OHL (North Bay)
25	STEVENS, Kevin	Trade with Los Angeles (Sept./1983)	College-HE (Boston College)
RIGHT WINGS			
16	CAUFIELD, Jay	Waiver Draft (Oct./1988)	College-WCHA (North Dakota)
68	JAGR, Jaromir	Entry Draft (1990) (1-5-1)	Europe-Czech. (Kladno)
27	LEACH, Jamie	Entry Draft (1987) (3-47-3)	Junior-OHL (Niagara Falls)
	- MITROVIC, Savo	Supplemental Draft (1990)	College-HE (New Hampshire)
7	MULLEN, Joe	Trade with Calgary (June/1990)	College-ECAC (Boston College)
	- NEEDHAM, Mike	Entry Draft (1989) (7-126-6)	Junior-WHL (Kamloops)
	- PATTERSON, Ed	Entry Draft (1991) (7-148-7)	Junior-WHL (Kamloops)
	- SMITH, Sandy	Entry Draft (1986) (5-88-5)	College-WCHA (Minn.-Duluth)
22	TOCCHET, Rick	Trade with Philadelphia (Feb./1992)	Junior-OHL (S.S. Marie)
DEFENSE			
	- ANDRUSAK, Greg	Entry Draft (1988) (5-88-5)	College-WCHA (Minn.-Duluth)
6	CHYCHRUN, Jeff	Trade with Los Angeles (Feb./1992)	Junior-OHL (Kingston)
	- DYCK, Paul	Entry Draft (1991) (11-236-11)	Junior-WHL (Moose Jaw)
	- FOGARTY, Bryan	Trade with Quebec (Mar./1991)	Junior-OHL (Niagara Falls)
	- HEWARD, Jamie	Entry Draft (1989) (1-16-1)	Junior-OHL (Regina)
	- HUSSEY, Marc	Entry Draft (1992) (2-43-2)	Junior-WHL (Moose Jaw)
3	JENNINGS, Grant	Trade with Hartford (Mar./1991)	Junior-WHL (Saskatoon)
	- KLASSEN, Todd	Entry Draft (1992) (4-91-4)	Junior-WHL (Tri-City)
	- LAUS, Paul	Entry Draft (1989) (2-37-2)	Junior-OHL (Niagara Falls)
	- MELANSON, Robert	Entry Draft (1991) (5-104-5)	Junior-OMJHL (Hull)
55	MURPHY, Larry	Trade with Minnesota (Dec./1990)	Junior-OHL (Peterborough)
	- NELSON, Todd	Entry Draft (1989) (4-79-4)	Junior-WHL (Prince Albert)
2	PAEK, Jim	Entry Draft (1985) (9-170-9)	Junior-OHL (Oshawa)
	- PEACOCK, Shane	Entry Draft (1991) (3-60-3)	Junior-WHL (Lethbridge)
28	SAMUELSSON, Kjell	Trade with Philadelphia (Feb./1992)	Europe-Sweden (Leksand)
5	SAMUELSSON, Ulf	Trade with Hartford (Mar./1991)	Europe-Sweden (Leksand)
23	STANTON, Paul	Entry Draft (1985) (8-149-8)	College-WCHA (Wisconsin)
	- THIESSEN, Travis	Entry Draft (1992) (3-67-3)	Junior-WHL (Moose Jaw)
GOALTENDERS			
35	BARRASSO, Tom	Trade with Buffalo (Nov./88)	High School (Acton-Boxboro)
	- DEROUVILLE, Philippe	Entry Draft (1992) (5-115-5)	Junior-QMJHL (Verdun)
	- DOPSON, Rob	Free Agent (July/1991)	College-CUAA (Wil.Laurier)
	- RACINE, Bruce	Entry Draft (1985) (3-58-3)	College-HE (Northeastern)
31	WREGGET, Ken	Trade with Philadelphia (Feb./1992)	Junior-WHL (Lethbridge)



1991-92 REVIEW



Top Left: Tom Barrasso and Mario Lemieux share the Cup. **Top Right:** Scotty Bowman addresses crowd at Three Rivers Stadium celebration. **Middle Left:** Mario Lemieux, Jaromir Jagr and Kevan Stevens celebrate a goal vs. Chicago. **Lower Left:** Tom Barrasso was spectacular throughout the playoffs. **Bottom Right:** Owners Morris Belzberg, Howard Baldwin and Thomas Ruta pose with the Cup.



Top Left: Jaromir Jagr vs. Boston. **Top Right:** Troy Loney celebrates goal that tied Rangers in Game Four. **Middle Left:** Craig Patrick phones back the Game Seven results vs. Washington. **Middle Right:** Mario was just magnificent. **Bottom (left to right):** Keven Stevens had a banner series, and so did Larry Murphy. Rick Tocchet and Ron Francis were also spectacular in the run to the Cup.

1991-92 PENGUINS RESULTS

TM	NO	DATE	RESULT	PENGUINS	GOALIE	WINNING OR TYING GOAL	W/L/T	W-L-T	PTS	GF	GA	PCT	ANN. ATTEND.	
1991														
1.	Fri.	Oct 4	PGH. 5 at Buf.	4	Barrasso	ROBERTS (1)	W	1-0-0	2	5	4	1.000	16,325*	
2.	Sun.	6	PGH. 2	Phi.	2	OTBarrasso	MULLEN (T)	T	1-0-1	3	7	6	.750	16,164*
3.	Thur.	10	PGH. 6	at Phi.	3	Barrasso	MURPHY (1)	W	2-0-1	5	13	9	.833	17,380*
4.	Sat.	12	PGH. 1	at NJD	4	Barrasso	Richer	L	2-1-1	5	14	13	.625	11,614
5.	Tue.	15	PGH. 7	at NYI	6	OTBarrasso	BOURQUE (1)	W	3-1-1	7	21	19	.700	7,065
6.	Thur.	17	PGH. 8	NYI	5	Pietrangelo	JAGR (1)	W	4-1-1	9	29	24	.750	14,808*
7.	Sat.	19	PGH. 4	NYR	5	Barrasso	Turcotte	L	4-2-1	9	33	29	.643	16,164*
8.	Tue.	22	PGH. 4	Chi.	4	OTBarrasso	TROTTIER (T)	T	4-2-2	10	37	33	.625	15,561
9.	Thur.	24	PGH. 2	NJD	4	Barrasso	Todd	L	4-3-2	10	39	37	.558	15,461
10.	Sat.	26	PGH. 1	at Mtl.	4	Barrasso	Muller	L	4-4-2	10	40	41	.500	17,426*
11.	Tue.	29	PGH. 0	Was.	8	BAR./Piet.	Ciccarelli	L	4-5-2	10	40	49	.455	15,147
12.	Thur.	31	PGH. 8	Min.	1	Pietrangelo	RECCHI (1)	W	5-5-2	12	48	50	.500	15,432
13.	Sat.	Nov 2	PGH. 5	Hfd.	6	PIET./You.	Brown	L	5-6-2	12	53	56	.462	16,164*
14.	Tue.	5	PGH. 5	Bos.	5	OTBarrasso	Ruzicka (T)	T	5-6-3	13	58	61	.464	15,697
15.	Fri.	8	PGH. 3	at Wpg.	1	Barrasso	COFFEY (1)	W	6-6-3	15	61	62	.500	13,074
16.	Sat.	9	PGH. 3	at Min.	2	Piet./YOU.	HRDINA (1)	W	7-6-3	17	64	64	.531	15,174
17.	Mon.	11	PGH. 1	at NYR	3	BAR./You.	Kocur	L	7-7-3	17	65	67	.500	16,425
18.	Wed.	13	PGH. 5	Edm.	4	OTBarrasso	STEVENS (1)	W	8-7-3	19	70	71	.528	16,164*
19.	Fri.	15	PGH. 2	at Was.	6	BAR./You.	Khristich	L	8-8-3	19	72	77	.500	18,130*
20.	Mon.	18	PGH. 7	at Que.	3	Barrasso	RECCHI (2)	W	9-8-3	21	79	80	.525	14,067*
21.	Wed.	20	PGH. 5	Phi.	2	Barrasso	STEVENS (2)	W	10-8-3	23	84	82	.548	16,164*
22.	Sat.	23	PGH. 2	NYI	2	OTBarrasso	TROTTIER (T)	T	10-8-4	24	86	84	.545	16,164*
23.	Wed.	27	PGH. 8	NJD	4	Barrasso	JENNINGS (1)	W	11-8-4	26	94	88	.565	16,164*
24.	Fri.	29	PGH. 9	at Phi.	3	Barrasso	JAGR (2)	W	12-8-4	28	103	91	.583	17,380*
25.	Sat.	30	PGH. 5	Phi.	1	Barrasso	MULLEN (1)	W	13-8-4	30	108	92	.600	16,164*
26.	Tue.	Dec 3	PGH. 3	at Edm.	5	Young	MacTavish	L	13-9-4	30	111	97	.577	14,622
27.	Thur.	5	PGH. 8	at SJ	0	Barrasso	LEMIEUX (1)	W	14-9-4	32	119	97	.593	10,888*
28.	Sat.	7	PGH. 1	at SIL.	6	BAR./You.	Shanahan	L	14-10-4	32	120	103	.571	17,779*
29.	Tue.	10	PGH. 5	NYR	3	Barrasso	LEMIEUX (2)	W	15-10-4	34	125	106	.586	16,164*
30.	Fri.	13	PGH. 4	at NJD	3	Young	MULLEN (2)	W	16-10-4	36	129	109	.600	11,549
31.	Sat.	14	PGH. 2	Was.	7	Barrasso	Miller	L	16-11-4	36	131	116	.581	16,164*
32.	Tue.	17	PGH. 10	SJ	2	Young	MULLEN (3)	W	17-11-4	38	141	118	.594	16,164*
33.	Thur.	19	PGH. 6	at Bos.	4	Barrasso	JAGR (3)	W	18-11-4	40	147	122	.606	13,929
34.	Sat.	21	PGH. 5	NYR	7	Barrasso	Graves	L	18-12-4	40	152	129	.588	16,164*
35.	Mon.	23	PGH. 6	at NYI	3	Young	U. SAMUELSSON (1) W	L	19-12-4	42	158	132	.600	9,383
36.	Thur.	26	PGH. 12	Tor.	1	Barrasso	MULLEN (4)	W	20-12-4	44	170	133	.611	16,164*
37.	Sat.	28	PGH. 6	at Was.	2	Young	BOUROUE (2)	W	21-12-4	46	176	135	.622	18,130*
38.	Sun.	29	PGH. 6	at NYR	3	Young	RECCHI (3)	W	22-12-4	48	182	138	.632	18,200*
39.	Tue.	31	PGH. 4	NJD	7	Young	Boschman	L	22-13-4	48	186	145	.615	16,164*
1992														
40.	Thur.	Jan. 2	PGH. 0	at NJD	4	Barrasso	C. Lemieux (2)	L	22-14-4	48	186	149	.600	10,695
41.	Sat.	4	PGH. 3	Wpg.	2	Barrasso	MURPHY (2)	W	23-14-4	50	189	151	.610	16,164*
42.	Tue.	7	PGH. 2	LA	5	Barrasso	Granato	L	23-15-4	50	191	156	.595	16,164*
43.	Fri.	10	PGH. 5	at Cgy.	7	Young	Fleury	L	23-16-4	50	196	163	.581	20,133*
44.	Sun.	12	PGH. 4	at Van.	3	Barrasso	JAGR (4)	W	24-16-4	52	200	166	.591	16,123*
45.	Thur.	16	PGH. 3	at Det.	3	OTBarrasso	Chiasson (T)	T	24-16-5	53	203	169	.589	19,797*
Sat., Jan. 18, ALL-STAR GAME - Campbell Conf. 10, Wales Conf. 6 (at Philadelphia)														
46.	Thur.	23	PGH. 4	Buf.	5	OTYoung	Audette	L	24-17-5	53	207	174	.576	16,064
47.	Sat.	25	PGH. 5	at NYI	3	Young	LEMIEUX (3)	W	25-17-5	55	212	177	.585	9,907
48.	Sun.	26	PGH. 4	at Van.	6	Barrasso	Druce	L	25-18-5	55	216	183	.573	16,691
49.	Tue.	28	PGH. 0	Wpg.	4	Barrasso	Hartman	L	25-19-5	55	216	187	.561	15,879
50.	Thur.	30	PGH. 5	NYI	8	Young	Kurvers	L	25-20-5	55	221	195	.550	16,164*
51.	Sat.	Feb. 1	PGH. 4	SIL.	1	Barrasso	RECCHI (4)	W	26-20-5	57	225	196	.559	16,164*
52.	Mon.	3	PGH. 4	Det.	4	OTBarrasso	RECCHI (T)	T	26-20-6	58	229	200	.558	16,164*

* Indicates sellout

1987-88 PENGUINS RESULTS

TM NO. DATE	RESULT	PGH	OR TYING	WINNING				ATTEND		
				GOALIE	GOAL	W/L/T	W-L-T PTS		GF	GA
53. Wed. 5	PGH. 3 at NYR 4	Barrasso	Graves	L	26-21-6	58	232	204	.547	18,200 *
54. Sat. 8	PGH. 3 LA 4	Barrasso	Robitaille	L	26-22-6	58	235	208	.537	16,164 *
55. Sun. 9	PGH. 3 at Bos. 6	Barrasso	Douris	L	26-23-6	58	238	214	.527	14,448 *
56. Sat. 15	PGH. 2 at Min. 5	Barrasso	Dahlen	L	26-24-6	58	240	219	.518	15,414 *
57. Sun. 16	PGH. 3 at Phi. 3 OT	Barrasso	Tocchet	T	26-24-7	59	243	222	.518	17,380 *
58. Tue. 18	PGH. 7 Tor 1	Barrasso	FRANCIS (1)	W	27-24-7	61	250	223	.526	16,164 *
59. Thur. 20	PGH. 4 Que 4 OT	Barrasso	FRANCIS (T)	T	27-24-8	62	254	227	.525	16,164 *
60. Sat. 22	PGH. 1 at Mtl. 2	Barrasso	Brisebois	L	27-25-8	62	255	229	.517	17,949 *
61. Tue. 25	PGH. 3 at Was 5	Wregget	Kristrich	L	27-26-8	62	258	234	.508	16,712
62. Thur. 27	PGH. 4 Hfd. 8	Bar./WREG.	Black	L	27-27-8	62	262	242	.500	16,164 *
63. Sat. 29	PGH. 5 Buf. 2	Barrasso	LEMIEUX (4)	W	28-27-8	64	267	244	.508	16,164 *
64. Tue. Mar. 3	PGH. 6 at Cgy 3	Barrasso	STEVENS (3)	W	29-27-8	66	273	247	.516	19,101
65. Fri. 6	PGH. 7 at SJ 3	Barrasso	ERREY (1)	W	30-27-8	68	280	250	.523	10,888 *
66. Sat. 7	PGH. 3 at LAK 5	Barrasso	Granato	L	30-28-8	68	283	255	.515	16,005 *
67. Tue. 10	PGH. 5 Cgy 2	Wregget	STEVENS (4)	W	31-28-8	70	288	257	.522	16,164 *
68. Thur. 12	PGH. 6 NYI 4	Wregget	K. SAMUELSSON (1)	W	32-28-8	72	294	261	.529	16,164 *
69. Sat. 14	PGH. 3 at Tor. 6	You./WREG.	Bradley	L	32-29-8	72	297	267	.522	15,842 *
70. Sun. 15	PGH. 4 at Chi. 3	Barrasso	MURPHY (3)	W	33-29-8	74	301	270	.529	17,680 *
71. Tue. 17	PGH. 6 Edm. 5	Barrasso	FRANCIS (2)	W	34-29-8	76	307	275	.535	16,164 *
72. Thur. 19	PGH. 6 Que. 3	Barrasso	LEMIEUX (5)	W	35-29-8	78	313	278	.542	16,164 *
73. Sun. 22	PGH. 2 at Hfd. 2 OT	Barrasso	LEMIEUX (T)	T	35-29-9	79	315	280	.541	10,640
74. Tue. 24	PGH. 3 at Det. 4	Barrasso	Miller	L	35-30-9	79	318	284	.534	19,712 *
75. Thur. 26	PGH. 7 Van. 3	Wregget	TOCCHET (1)	W	36-30-9	81	325	287	.540	16,164 *
76. Sat. 28	PGH. 6 Mtl. 3	Wregget	BOURQUE (3)	W	37-30-9	83	331	290	.546	16,164 *
77. Tue. 31	PGH. 6 Phi. 5	Wregget	JENNINGS (2)	W	38-30-9	85	337	295	.552	16,164 *
78. Mon. Apr. 13	PGH. 1 at NJD 5	Barrasso	Stasny	L	38-31-9	85	338	300	.545	9,835
79. Wed. 15	PGH. 4 Was. 1	Barrasso	LONEY (1)	W	39-31-9	87	342	301	.551	14,603
80. Thur. 16	PGH. 1 at NYR 7	Wreg./YOU.	Turcotte	L	39-32-9	87	343	308	.544	17,418

* Indicates a sellout

RECORD IN 10 GAME SEGMENTS					RECORD AFTER A WIN		(19-15-6)
					RECORD AFTER A LOSS		(16-12-3)
					RECORD AFTER A TIE		(3-5-0)
GAMES	RECORD	PTS	GF	GA	RECORD HAVING A TWO-GOAL LEAD		(32-3-2)
1-10	4-4-2	10	40	41			
11-20	5-4-1	11	39	39			
21-30	7-2-1	15	50	29			
31-40	6-4-0	12	57	40			
41-50	3-6-1	7	35	46	RECORD WHEN BEHIND BY TWO GOALS		(5-26-4)
51-60	2-5-3	7	34	34			
61-70	6-4-0	12	46	41			
71-80	6-3-1	13	42	38	FIRST HALF RECORD		(22-14-4)
					SECOND HALF RECORD		(17-18-5)
RECORD BY MONTHS					HOME RECORD		(21-13-6)
October	(5-5-2)				FIRST HALF		(9-7-4)
November	(8-3-2)				SECOND HALF		(12-6-2)
December	(9-5-0)						
January	(3-7-1)				ROAD RECORD		(18-19-3)
February	(3-7-3)				FIRST HALF		(13-7-0)
March	(10-3-1)				SECOND HALF		(5-12-3)
April	(1-2-0)						

1991-92 PENGUINS STATISTICS

POS.	NO	PLAYER	SCORING					CLUTCH GOALS				SHOOTING			
			GP	G	A	PTS	+/-	PIM	PP	SH	GW	GT	S	PCTG	
C	66	LEMIEUX, Mario	64	44	87	131	27	94	12	4	5	1	249	17.7	
LW	25	STEVENS, Kevin	80	54	69	123	8	252	19	0	4	0	325	16.6	
RW	7	MULLEN, Joe	77	42	45	87	12	30	14	0	4	1	226	18.6	
D	55	MURPHY, Larry	77	21	56	77	33	50	7	2	3	0	206	10.2	
RW	8	RECCHI, Mark #	58	33	37	70	-16	78	16	1	4	1	156	21.2	
RW	68	JAGR, Jaromir	70	32	37	69	12	34	4	0	4	0	194	16.5	
D	77	COFFEY, Paul #	54	10	54	64	4	62	5	0	1	0	207	4.8	
RW	92	TOCCHET, Rick	-Phi.	42	13	16	29	3	102	4	0	1	1	107	12.1
			-Pgh.	19	14	16	30	12	49	4	1	1	0	59	23.7
			-TOTAL	61	27	32	59	15	151	8	1	2	1	166	16.3
C	10	FRANCIS, Ron	70	21	33	54	-7	30	5	1	2	1	121	17.4	
LW	12	ERREY, Bob	78	19	16	35	1	119	0	3	1	0	122	15.6	
C	19	TROTTIER, Bryan	63	11	18	29	-11	54	3	1	0	2	102	10.8	
LW	29	BOURQUE, Phil	58	10	16	26	-6	58	0	1	3	0	51	19.6	
LW	24	LONEY, Troy	76	10	16	26	-5	127	0	0	1	0	94	10.6	
D	28	ROBERTS, Gord	73	2	22	24	19	87	1	0	1	0	29	6.9	
D	23	SAMUELSSON, Kjell	-Phi.	54	4	9	13	1	76	0	0	0	63	6.3	
			-Pgh.	20	1	2	3	0	34	0	0	1	0	28	3.6
			-Total	74	5	11	16	1	110	0	0	1	0	91	5.5
C	38	HRDINA, Jiri	56	3	13	16	4	16	0	0	1	0	51	5.9	
D	5	SAMUELSSON, Ulf	62	1	14	15	2	206	1	0	1	0	75	1.3	
C	18	PRIESTLAY, Ken	50	2	8	10	5	4	0	0	0	0	20	10.0	
D	22	STANTON, Paul	54	2	8	10	-8	62	0	0	0	0	70	2.9	
RW	20	LEACH, Jamie	38	5	4	9	-2	8	1	0	0	0	32	15.5	
D	3	JENNINGS, Grant	53	4	5	9	-1	104	0	2	2	0	35	11.4	
D	2	PAEK, Jim *	50	1	7	8	0	36	0	0	0	0	33	3.0	
D	32	TAGLIANETTI, Peter	44	1	3	4	7	57	0	0	0	0	23	4.3	
C	15	MCEACHERN, Shawn	15	0	4	4	1	0	0	0	0	0	14	.0	
D	6	CHYCHRUN, Jeff	-LA	26	0	3	3	-4	76	0	0	0	22	.0	
			-Pgh.	17	0	1	1	-8	35	0	0	0	4	.0	
			-Total	43	0	4	4	-12	111	0	0	0	0	26	.0
G	35	BARRASSO, Tom	57	0	4	4	0	30	0	0	0	0	0	.0	
G	31	WREGGET, Ken	-Phi.	23	0	2	2	0	0	0	0	0	0	.0	
			-Pgh.	9	0	0	0	2	0	0	0	0	0	.0	
			-Total	32	0	2	2	0	2	0	0	0	0	.0	
D	4	DINEEN, Gord	1	0	0	0	-2	0	0	0	0	0	0	.0	
C	45	MULVENNA, Glen *	1	0	0	0	-1	2	0	0	0	0	0	0	
D	44	NELSON, Todd *	1	0	0	0	0	0	0	0	0	0	0	0	
LW	43	DANIELS, Jeff *	2	0	0	0	0	0	0	0	0	0	0	.0	
G	40	PIETRANGELO, Frank #	5	0	0	0	0	0	0	0	0	0	0	.0	
G	1	YOUNG, Wendell	18	0	0	0	0	0	0	0	0	0	0	.0	
RW	16	CAUFIELD, Jay	52	0	0	0	-6	175	0	0	0	0	16	.0	
Bench								12							

PENGUINS TOTALS	80	343	595	938	1907	92	16	39	6	2542	13.5
OPPONENT TOTALS	80	308	516	824	1936	77	14	32	3	2518	12.2

* NHL Rookie

Traded by Pittsburgh during the 1991-92 season.

GOALTENDING

NO.	GOALTENDER	GP	MIN	AVG	W-L-T	GA	SA	SVPCT	SO	EN
35	BARRASSO, Tom	57	3329	3.53	25-22-9	196	1702	.885	1	2
1	YOUNG, Wendell	18	838	3.79	7-6-0	53	476	.889	0	4
31	WREGGET, Ken	9	448	4.15	5-3-0	31	202	.847	0	2
40	PIETRANGELO, Frank	5	225	5.33	2-1-0	20	130	.846	0	0
	PENGUINS TOTALS	80	4854	3.81	39-32-9	308	2518	.878	1	8
	OPPONENT TOTALS	80	4854	4.24	32-39-9	343	2542	.865	3	7

1991-92 PENGUINS STATISTICS

Penguins Power Play: 1991-92	Overall	92/427 (21.5% - 4th in NHL)	14 SH Goals Against
	At Home:	46/224 (20.5% - 12th in NHL)	7 SH Goals Against
	On Road:	46/203 (22.7% - 1st in NHL)	7 SH Goals Against
Penguins Short-Handed: 1991-92	Overall:	77/379 (79.7% - 15th in NHL)	16 SH Goals Scored
	At Home:	38/202 (81.2% - 15th in NHL)	9 SH Goals Scored
	On Road:	39/177 (78.0% - 14th in NHL)	7 SH Goals Scored

League Rankings

	No.	Rank
Goal Scoring	313	1st
Goals Allowed	308	20th
Power Play Proficiency	21.5%	4th
Penalty Killing Efficiency	79.7%	15th
Power Play Goals Scored	92	2nd (t)
Power Play Goals Allowed	77	13th (t)
Points	87	6th
Wins	39	6th
Losses	32	9th
Home Wins	21	13th (t)
Road Wins	18	5th
Penalty Minutes	1907	12th
Short-Handed Goals Scored	16	2nd
Short-Handed Goals Allowed	14	16th (t)
Hat Tricks	11	1st

Record by Divisions

	W	L	T	Pts.	Pct.
Patrick	16	16	3	35	.500
Adams	6	6	3	15	.500
Norris	6	4	3	15	.577
Smythe	11	6	0	22	.647
Totals	39	32	9	87	.544

Penguins 1991-92 All Oponent Team

(Selected by Penguins beat writers Dave Molinari of the Pittsburgh Press and Tom McMillan of the Pittsburgh Post-Gazette)

Center -	Mark Messier, New York Rangers
Left Wing -	Luc Robitaille, Los Angeles Kings
Right Wing -	Dino Ciccarelli, Washington Capitals
Defense -	Raymond Bourque, Boston Bruins Brian Leetch, New York Rangers Kelly Hrudely, Los Angeles Kings
Goal -	

SEASON HIGHLIGHTS . . .

- * Scott Bowman is named interim head coach on October 1, 1991.
- * Penguins honor the memory of late coach Bob Johnson in a candlelight ceremony on November 27 vs. New Jersey. Johnson died of brain tumors on November 26.
- * Penguins set a club record with a five-game road winning streak from Dec. 13 through Dec. 29.
- * Joe Mullen scores four goals in back-to-back games, December 23 at the New York Islanders and December 26 vs. Toronto; the first player in club history to do so.
- * Penguins set a team record for road victories in a season with 18 in a 4-3 win over Chicago on March 15.
- * Mullen becomes the first American-born player to record 400 career goals on March 17 vs. Edmonton.
- * Mario Lemieux records his 1000th career point on March 22 at Detroit in his 513th game, becoming the second fastest player in league history to record 1000 points.
- * The first-ever NHL players strike begins on April 1 and halts league play for two weeks.
- * Penguins clinch third place in the Patrick Division with a 4-1 win over Washington.
- * Kevin Stevens sets a record for points in a season by an American-born player and most points by a left wing with 123 (54-69).
- * Penguins defeat Washington (4-0), New York Rangers (4-2), Boston (4-0) and Chicago (4-0) to win the Stanley Cup for second straight year.

AND NOTES . . .

DOWN THE STRETCH – The Penguins were 12-5-1 in their last 18 games, including winning their final nine home games. At the start of this stretch on Feb. 19, they were 11 points behind the third place New Jersey Devils.

OFFENSE – For the first time in their history, the Penguins finished the season as the league leader in goals, scoring 343 goals. They fell four short of tying the club record of 347, set in 1988-89. The Penguins averaged 4.29 goals per game, almost a half a goal per game higher than the league average.

ATTENDANCE – The Penguins topped the 600,000 mark for the fifth straight season. The total number of fans who attended home games this season was 639,736, the second highest figure in club history. The season average for the 40 games was 15,993, the second highest average in Penguins history.

TEAM SINGLE-GAME HIGHLIGHTS

	At Home	On Road
Most Goals Scored	12-1 win vs Toronto, Dec. 26	9-3 win at Philadelphia, Nov. 29
Largest Winning Margin	12-1 win vs Toronto, Dec. 26	8-0 win at San Jose, Dec. 5

TEAM SEASON HIGHLIGHTS

	Overall	Home	Road
Longest Win Streak	4 games Dec. 23-29	9 games Feb. 29-Apr. 15	5 games Dec. 13-29
Longest Unbeaten Streak	6 games 5w,1l Nov. 18-30	9 games 9w Feb. 29-Apr. 15	5 games 5w Dec. 13-29

GOALTENDING HIGHLIGHTS

Most Saves in a Games	45	- Wendell Young, Jan. 23 - In 5-4 overtime loss vs Buffalo.
Most Consecutive Starts	10	- Tom Barrasso, Feb. 1-22. Record: 2-5-3.
Longest Win Streak	5	- Wendell Young, Dec. 13-29.
Longest Shutout Sequence	112:16	- Tom Barrasso, Nov. 30-Dec. 7

INDIVIDUAL SINGLE-GAME HIGHLIGHTS

	At Home	On Road
Most Goals	4 Joe Mullen (Dec. 26 vs Toronto)	4 Kevin Stevens (Nov. 29 at Philadelphia) Joe Mullen (Dec. 23 at NY Islanders)
Most Assists	5 Mario Lemieux (Dec. 26 vs Toronto)	4 Mario Lemieux (Dec. 5 at San Jose)
Most Points	7 Mario Lemieux (2g,5a, Dec. 26 vs Toronto)	6 Mark Recchi (3g,3a, Nov. 18 at Quebec) Mario Lemieux (2g,4a, Dec. 5 at San Jose)

INDIVIDUAL SEASON HIGHLIGHTS

Most Goals	54- Kevin Stevens
Most Assists	87- Mario Lemieux
Most Points	131- Mario Lemieux
Most Penalty Minutes	252- Kevin Stevens
Most Shots	325- Kevin Stevens
Most Power Play Goals	19- Kevin Stevens
Most Short-Handed Goals	4- Mario Lemieux
Most Game-Winning Goals	5- Mario Lemieux
Most Games Played	80- Kevin Stevens
Highest Plus/Minus Rating	+33- Larry Murphy
Top Scoring Center	Mario Lemieux - 131 pts. (44g,87a)
Top Scoring Right Wing	Joe Mullen - 87 pts. (42g,45a)
Top Scoring Left Wing	Kevin Stevens - 123 pts. (54g,69a)
Top Scoring Defenseman	Larry Murphy - 77 pts. (21g,56a)
Top Scoring Rookie	Jim Paek - 8 pts. (1g,7a)
Longest Goal-Scoring Streak	6 games - Mario Lemieux, Mar. 19-31 (8g)
Longest Assist Streak	10 games - Mario Lemieux, Dec. 13-31 (21a)
Longest Point Streak	14 games - Mario Lemieux, Mar. 6-Apr. 13 (12g, 25a)
Most Goals at Home	28- Joe Mullen
Most Goals on Road	28- Kevin Stevens
Most Assists at Home	49- Mario Lemieux
Most Assists on Road	38- Mario Lemieux
Most Points at Home	73- Mario Lemieux
Most Points on Road	58- Mario Lemieux


PENGUINS 1991-92 TRANSACTIONS

1991

- May 30 - Randy Gilhen selected by Minnesota in the Expansion Draft.
- July 1 - Ron Francis, Jim Paek, Bruce Racine, Mark Recchi, Gord Roberts, Kevin Stevens, Bryan Trottier and Scott Young become free agents.
- August 14 - Bryan Trottier signs as a free agent.
- September 11 - Jim Paek, Bruce Racine and Gord Roberts sign as free agents.
- September 18 - Mark Recchi signs a multi-year contract.
- September 25 - Kevin Stevens signs a multi-year contract.
- October 1 - Scott Bowman named as Interim Coach and Pierre McGuire named as an assistant coach.
- October 23 - Jeff Daniels assigned to Muskegon.
- October 25 - Ron Francis signs a multi-year contract.
- October 28 - Glenn Mulvenna assigned to Muskegon.
- November 18 - Howard Baldwin, Morris Belzberg and Thomas Ruta purchase the franchise from the Edward J. DeBartolo Corporation.
- November 23 - Todd Nelson recalled under emergency conditions from Muskegon.
- November 24 - Todd Nelson assigned to Muskegon.
- December 18 - Ulf Samuelsson signs a multi-year contract.

1992

- January 21 - Shawn McEachern signs multi-year contract.
- February 8 - Gord Dineen recalled under emergency conditions from Muskegon.
- February 10 - Gord Dineen assigned to Muskegon.
- February 19 - Jeff Chychrun, Brian Benning, and Los Angeles' first round draft choice in the 1992 Entry Draft were acquired from Los Angeles, in a trade for Paul Coffey.
Rick Tocchet, Kjell Samuelsson, and Ken Wregget, and a conditional draft pick are acquired from Philadelphia for Mark Recchi, Brian Benning, and Los Angeles' first round choice in the 1992 Entry Draft.
- February 28 - Shawn McEachern joins the team from the United States Olympic Team
- March 10 - Frank Pietrangelo traded to Hartford for future considerations.
Bryan Fogarty acquired from Quebec for the NHL rights to Scott Young.
Jamie Leach, Ken Priestlay, and Bryan Fogarty assigned to Muskegon.
- May 6 - Jock Callander and Mike Needham recalled from Muskegon.
- May 11 - Dave Michayliuk recalled from Muskegon.



Rick Tocchet (left) and Kjell Samuelsson came to Pens in big Feb. 19th trade.

FINAL NHL STANDINGS

CLARENCE CAMPBELL CONFERENCE

NORRIS DIVISION

	W	L	T	GF	GA	PTS
DETROIT	43	25	12	320	256	98
CHICAGO	36	29	15	257	236	87
ST LOUIS	36	33	11	279	266	83
MINNESOTA	32	42	6	246	278	70
TORONTO	30	43	7	234	294	67

SMYTHE DIVISION

	W	L	T	GF	GA	PTS
VANCOUVER	42	26	12	285	250	96
LOS ANGELES	35	31	14	287	296	84
EDMONTON	36	34	10	295	297	82
WINNIPEG	33	32	15	251	244	81
CALGARY	31	37	12	296	305	74
SAN JOSE	17	58	5	219	359	39

PRINCE OF WALES CONFERENCE

ADAMS DIVISION

	W	L	T	GF	GA	PTS
MONTREAL	41	28	11	267	207	93
BOSTON	36	32	12	270	275	84
BUFFALO	31	37	12	289	299	74
HARTFORD	26	41	13	247	283	65
QUEBEC	20	48	12	255	318	52

PATRICK DIVISION

	W	L	T	GF	GA	PTS
NY RANGERS	50	25	5	321	246	105
WASHINGTON	45	27	8	330	275	98
PITTSBURGH	39	32	9	343	308	87
NEW JERSEY	38	31	11	289	259	87
NY ISLANDERS	34	35	11	291	299	79
PHILADELPHIA	32	37	11	252	273	75


FINAL 1991-92 MUSKEGON LUMBERJACKS STATISTICS

Name	GP	G	A	PTS	PIM	Name	GP	G	A	PTS	PIM
Callander, Jock	81	42	70	112	160	Henry, Dale	39	5	17	22	28
Michayluk, Dave	82	39	63	102	154	Laus, Paul	75	0	21	21	248
Needham, Mike	80	41	37	78	83	Brule, Eric	70	4	14	18	48
Ganchar, Perry	65	29	20	49	65	Priestlay, Ken	13	4	11	15	6
Dineen, Gord	79	8	37	45	83	Delorme, Gil	60	6	6	12	89
Mulvenna, Glenn	70	15	27	42	24	Blouin, Jean	19	4	5	9	12
Nelson, Todd	80	6	35	41	46	Latos, Jim	27	4	4	8	54
Gauthier, Daniel	68	19	18	37	28	Fogarty, Bryan	8	2	4	6	30
Daniels, Jeff	44	19	16	35	38	Shute, Dave	7	1	2	3	6
Smith, Sandy	64	15	18	33	109	Gardner, Joel	5	1	2	3	2
Major, Mark	80	13	18	31	302	LaLonde, Christian	3	0	3	3	0
Heward, Jamie	54	6	21	27	37	Leach, Jamie	3	1	1	2	2
Dyck, Paul	73	6	21	27	40	Melanson, Robert	7	0	2	2	2
Smart, Jason	45	10	14	24	49	Kachowski, Mark	6	0	0	0	9

GOALTENDING

Name	GP	W	L	OTL	MIN	GA	SO	AVG
Dopson, Rob	28	13	12	2	1655	90	4	3.26
Morissette, Alain	31	15	6	8	1796	100	1	3.34
Racine, Bruce	27	13	10	3	1559	91	1	3.50

THE OPPONENTS



BOSTON BRUINS



BRIAN SUTTER



ADAM OATES

Location: 150 Causeway Street, Boston, MA 02114

Founded: 1924

Owner/Governor: Jeremy M. Jacobs

President and General Manager: Harry Sinden

Assistant General Manager: Mike Milbury

Assistant to President: Nate Greenberg

Head Coach: Brian Sutter

NHL Career Record (Seasons): 153-124-43 (4)

Assistant Coach: Tom McVie

Media Relations Director: Heidi Holland

Trainer: Jim Narrigan

Arena (Capacity): Boston Garden (14,448)

Press Office Phone: (617) 227-3206

Press Box Phone: (617) 227-3206 ext. 165-66

FAX Phone: (617) 523-7184

Starting Times of Games: WN-7:35; Sat./Sun.-7:05;

Mat.-1:35

Team Colors: Gold, Black and White

Radio: WEEI 590 AM

Commercial TV: WSEK, Channel 38

Cable: New England Sports Network

(Satellite Coordinates — Sat. 4, Ch. 13)

All-Time NHL Record: 2120-1649-663

1991-92 Record: 36-32-12

1991-92 Finish: 2nd (Adams Division)

1992 Playoff Record: Won, Buffalo, 4-3, Adams Division

Semi-Finals: Won, Montreal, 4-0, Adams Division Finals;

Lost, Pittsburgh, 4-0, Wales Conference Finals

1991-92 Top Scorer: Adam Oates (20-79-99)

Stanley Cup Titles: Five (1929, 1939, 1941,

1970 and 1972)

All-Time Boston Scorer vs. Pittsburgh:

John Bucyk (54 gp., 15-56-71)

All-Time Pittsburgh Scorer vs. Boston:

Rick Kehoe (39 gp., 19-19-38)

Longest Boston Win Streak vs. Pittsburgh:

7, Mar. 27, 1977 - Oct. 12, 1978

Longest Pittsburgh Win Streak vs. Boston:

2, Nov. 22, 1967 - Jan. 28, 1968

Longest Boston Undeclared Streak vs. Pittsburgh:

11, Mar. 2, 1969 - Dec. 6, 1970 (9-0-2)

Longest Pittsburgh Undeclared Streak vs. Boston:

4, Dec. 19, 1971 - Mar. 12, 1971 (1-0-3)

Last Pittsburgh Win at Home: Feb. 2, 1991 (6-2)

Last Boston Win at Home: Feb. 9, 1992 (6-3)

Last Pittsburgh Win at Boston: Dec. 19, 1991 (6-4)

Last Boston Win at Pittsburgh: Jan. 2, 1990 (5-2)

Most Goals by Pittsburgh vs. Boston:

7, Dec. 12, 1989 (P, 7-5)

Most Goals by Boston vs. Pittsburgh:

8, Mar. 14, 1989 (B, 8-2)

Most Goals by Both Teams: 12, Dec. 12, 1989 (P, 7-5)

Last Pittsburgh Shutout vs. Boston:

Jan. 20, 1973 (3-0) — Jim Rutherford

Last Boston Shutout vs. Pittsburgh:

Mar. 27, 1977 (3-0) — Gilles Gilbert

Last Pittsburgh Hat Trick vs. Boston:

Feb. 2, 1991 — Jaromir Jagr

Last Boston Hat Trick vs. Pittsburgh:

Feb. 9, 1992 — Vladimir Ruzicka (4)

Last Pittsburgh Trade with Boston: Feb. 6, 1987,

Pat Riggan to Pittsburgh for Roberto Romano

Overtime Record vs. Pittsburgh: 0-1-4

Penguins' Record by Decades vs. Boston: 1960s (3-10-1); 1970s (8-32-10); 1980s (8-20-4); 1990s (2-3-2).

PITTSBURGH PENGUINS vs. BOSTON BRUINS													
REGULAR SEASON													
YEAR	GP	W	L	T	GF	GA	YEAR	GP	W	L	T	GF	GA
1967-68	4	2	2	0	10	10	1980-81	4	0	3	1	13	22
1968-69	6	1	5	0	13	25	1981-82	3	1	1	1	10	10
1969-70	6	0	5	1	9	21	1982-83	3	1	2	0	10	14
1970-71	6	1	4	1	18	28	1983-84	3	0	3	0	7	18
1971-72	6	1	2	3	20	21	1984-85	3	1	2	0	12	16
1972-73	5	1	4	0	14	21	1985-86	3	1	2	0	8	11
1973-74	5	0	5	0	16	30	1986-87	3	1	2	0	9	11
1974-75	5	1	2	2	20	21	1987-88	3	0	2	1	7	11
1975-76	5	0	3	2	14	24	1988-89	3	1	1	1	10	13
1976-77	5	1	3	1	10	17	1989-90	3	1	2	0	13	15
1977-78	5	0	5	0	11	33	1990-91	3	1	1	1	12	11
1978-79	4	2	1	1	14	16	1991-92	3	1	1	1	14	15
1979-80	4	2	2	0	14	16	TOTAL	103	21	65	17	308	450

1991-92 SERIES NOTES—(Nov. 5, B-5 at P-5): Vladimir Ruzicka scores his third goal of the game at 12:52 of period three to cap a three-goal Boston rally and earn the tie. Joe Mullen scores twice for Pittsburgh. **(Dec. 19, P-6 at B-4):** Jaromir Jagr scores twice in the third period to break a 3-3 tie, and Tom Barrasso's 35 saves leads the Bruins to the win in Boston. **(Feb. 8, P-3 at B-6):** Vladimir Ruzicka scores four goals, his second hat trick of the season against Pittsburgh, as Boston scores four consecutive goals to earn the victory. Joe Mullen and Kevin Stevens score power play goals for Pittsburgh.

THIS YEAR'S SCHEDULE

Jan. 5	at	Pittsburgh	7:35
Jan. 14	at	Boston	7:35
Feb. 6	at	Atlanta	7:35
Mar. 9	at	Pittsburgh	7:35
Mar. 27	at	Boston	1:35



PITTSBURGH VS BOSTON



1991-92	GP	W	L	T	PTS	GF	GA	PPG	SHG	PEN	PIM
PITTSBURGH	3	1	1	1	3	14	15	4-17	1	19	38
BOSTON	3	1	1	1	3	15	14	4-15	1	21	53

AT PITTSBURGH (0-0-1)

Nov. 5 Boston 5 (Moog) at Pittsburgh 5 (Barrasso)
 Dec. 19 PITTSBURGH 6 (BARRASSO) at Boston 4 (Moog)
 Feb. 9 Pittsburgh 3 (Barrasso) at BOSTON 6 (MOOG)

AT BOSTON (1-1-0)

WG - Jagr
 WG - Douris

GOALS & SHOTS BY PERIODS:

	1ST	2ND	3RD	OVT	TOTAL
PITTSBURGH	7-37	4-32	3-25	0-6	14-100
BOSTON	4-41	6-44	5-35	0-0	15-120

PITTSBURGH	GP	G	A	PTS	PIM	SOG	+/-	BOSTON	GP	G	A	PTS	PIM	SOG	+/-
Mullen	3	4	1	5	0	10	E	Ruzicka	3	7	1	8	0	19	+2
Recchi	3	2	2	4	4	7	-1	Bourque	3	1	4	5	4	16	+4
Stevens	3	2	2	4	8	17	-5	Brickley	1	1	3	4	0	2	+2
Jagr	2	3	0	3	0	8	+2	Carpenter	2	1	3	4	4	5	-1
Lemieux	2	0	3	3	2	5	-1	Pederson	1	1	2	3	0	2	+1
Hrdina	3	0	3	3	0	5	+5	Leach	3	1	1	2	0	10	+2
Francis	3	1	1	2	0	7	-2	Oates	1	0	2	2	0	3	E
Loney	3	1	1	2	2	7	E	Janney	2	0	2	2	2	6	-5
Coffey	2	0	2	2	0	8	+4	B. Sweeney	1	1	0	1	2	1	+3
Murphy	2	0	2	2	0	5	-1	Douris	2	1	0	1	0	2	E
Errey	3	0	2	2	0	0	+2	Reid	2	1	0	1	4	3	+3
Jennings	3	1	0	1	2	3	-1	Murphy	1	0	1	1	2	4	+3
Bourque	2	0	1	1	0	1	-1	D. Sweeney	3	0	1	1	2	6	+2
Paek	2	0	1	1	2	2	-1	Wesley	3	0	1	1	2	11	E
Stanton	2	0	1	1	4	1	E	Arniel	1	0	0	0	0	0	+3
Trottier	2	0	1	1	0	5	-3	Byce	1	0	0	0	0	1	-1
Barrasso	3	0	1	1	0	0	-	Crawford	1	0	0	0	0	0	E
Priestlay	3	0	1	1	0	2	E	Glennon	1	0	0	0	0	1	-1
Caufield	1	0	0	0	2	0	E	Markwart	1	0	0	0	0	1	-1
Dineen	1	0	0	0	0	0	-2	Prajzler	1	0	0	0	2	0	E
Leach	2	0	0	0	0	1	-1	Stevenson	1	0	0	0	2	2	-1
Roberts	3	0	0	0	8	3	+1	Vesey	1	0	0	0	0	0	E
Taglianetti	3	0	0	0	2	3	-2	Beers	2	0	0	0	0	0	-2
Bench					2	0	+2	Galley	2	0	0	0	19	3	-2
								Hodge	2	0	0	0	0	3	E
								Nilan	2	0	0	0	2	1	-2
								Quintal	2	0	0	0	2	3	E
								Wierner	2	0	0	0	2	4	-3
								Winnes	2	0	0	0	2	3	E
								Ashton	3	0	0	0	0	8	-4
								Moog	3	0	0	0	0	0	-
TOTAL	3		(14-25-39)	38	100			TOTAL	3		(15-21-36)	53	120		

GOALTENDERS	GP	MP	GF	GA	ENG	SO	AVG	SHOTS	SPCT.	W-L-T
Barrasso (P)	3	183:11	14	14	1	0	4.59	119	.882	1-1-1
PITTSBURGH TOTAL	3	185:00	14	15	1	0	4.86	120	.875	1-1-1
Moog (B)	3	184:44	15	13	1	0	4.22	99	.869	1-1-1
BOSTON TOTAL	3	185:00	15	14	1	0	4.54	100	.860	1-1-1

POWER PLAY GOALS: PITTSBURGH (4 for 17) - Mullen (2), Recchi & Stevens
 BOSTON (4 for 15) - Leach, Brickley, Carpenter & Ruzicka

SHORT-HANDED GOALS: PITTSBURGH (1) - Jennings
 BOSTON (1) - Reid

HAT TRICKS: BOSTON (2) - Ruzicka (Nov. 5 and Feb. 9)

All-Time vs BRUINS	GP	W	L	T	PTS	GF	GA
Pittsburgh Home	51	14	26	11	39	160	206
Pittsburgh Away	52	7	39	6	20	148	244
1967-1991 TOTAL	103	21	65	17	59	308	450

Ray Bourque has been the Bruins' captain since the start of the 1988-89 season...The Bruins' 20-game home winning streak from December 3, 1929-March 18, 1930 is an NHL record...Their 11-game home losing streak in 1924-25 is also an NHL record.



JOHN MUCKLER

BUFFALO SABRES



DALE HAWERCHUK

Location: 140 Main Street, Buffalo, NY 14202
 Founded: 1970
 President: Seymour H. Knox III
 General Manager: Gerry Meehan
 Head Coach: John Muckler
 NHL Career Record (Seasons): 97-87-28 (3)
 Assistant Coaches: John Van Boxmeer, John Tortorella and Mitch Korn
 Media Relations Director: Steve Rossi
 Trainers: Jim Pizzutelli and Rip Simonick
 Arena (Capacity): Memorial Auditorium (16,325)
 General Office Phone: (716) 856-7300
 Press Box Phone: (716) 856-7300 ext. 263
 FAX Phone: (716) 856-2104
 Starting Times of Games: WN/Sat.-7:35; Sun.-7:05; Mat.-2:05
 Team Colors: Blue, White and Gold
 Penguins Hotel in City (Phone): Buffalo Hilton (716) 845-5100
 Radio: WGR 550 AM
 Commercial TV: WUTV Fox 29
 Cable TV: Niagara Frontier Sports Productions (Satellite Coordinates — vary)
 All-Time NHL Record: 828-638-286
 1991-92 Record: 31-37-12
 1991-92 Finish: 3rd (Adams Division)
 1992 Playoff Record: Lost, Boston, 4-3, Adams Division Semi-Finals
 1991-92 Top Scorer: Dale Hawerchuk (23-75-98)
 Stanley Cup Titles: None

All-Time Buffalo Scorer vs. Pittsburgh:
 Gil Perreault (39 gp, 39-51-90)
 All-Time Pittsburgh Scorer vs. Buffalo:
 Mario Lemieux (20 gp, 22-19-41)
 Longest Buffalo Win Streak vs. Pittsburgh:
 5, Oct. 24, 1979 - Oct. 18, 1980
 Longest Pittsburgh Win Streak vs. Buffalo:
 3, Jan. 5, 1974 - Apr. 4, 1974;
 Feb. 26, 1986 - Oct. 22, 1986
 Longest Buffalo Undefeated Streak vs. Pittsburgh:
 9, Oct. 10, 1970 - Dec. 31, 1971 (3-0-6)
 Longest Pittsburgh Undefeated Streak vs. Buffalo:
 14, Oct. 27, 1976 - Feb. 17, 1979 (6-0-8)
 Last Pittsburgh Win at Home: Feb. 29, 1992 (5-2)
 Last Buffalo Win at Home: Jan. 28, 1990 (7-2)
 Last Pittsburgh Win at Buffalo: Oct. 4, 1991 (5-4)
 Last Buffalo Win at Pittsburgh: Jan. 23, 1992 (5-4 OT)
 Most Goals by Pittsburgh vs. Buffalo:
 8, Oct. 13, 1967 (P, 8-3)
 Most Goals by Buffalo vs. Pittsburgh:
 10, Dec. 7, 1980 (B, 10-1); Mar. 4, 1983 (B, 10-2)
 Most Goals by Both Teams: 13, Mar. 10, 1976 (B, 7-6);
 Oct. 12, 1988 (B, 8-5)
 Last Pittsburgh Shutout vs. Buffalo:
 Feb. 17, 1971 (2-0) — Jim Rutherford
 Last Buffalo Shutout vs. Pittsburgh:
 Feb. 7, 1980 (9-0) — Don Edwards
 Last Pittsburgh Hat Trick vs. Buffalo:
 Feb. 14, 1989 — Mario Lemieux
 Last Buffalo Hat Trick vs. Pittsburgh:
 Oct. 12, 1988 — Dave Andreychuk
 Last Pittsburgh Trade with Buffalo: Mar. 5, 1991,
 Ken Priestley to Pittsburgh for Tony Tanti
 Overtime Record vs. Pittsburgh: 3-1-5

Penguins' Record by Decades vs. Buffalo: 1970s (11-17-19) 1980s (9-17-6); 1990s (4-3-1).

PITTSBURGH PENGUINS vs. BUFFALO SABRES													
REGULAR SEASON													
YEAR	GP	W	L	T	GF	GA	YEAR	GP	W	L	T	GF	GA
1970-71	6	0	2	4	19	22	1982-83	3	1	1	1	12	18
1971-72	6	1	2	3	14	14	1983-84	3	0	3	0	9	16
1972-73	5	0	3	2	9	14	1984-85	3	0	2	1	5	12
1973-74	5	3	2	0	17	15	1985-86	3	2	0	1	11	6
1974-75	5	0	3	2	18	30	1986-87	3	2	0	1	15	10
1975-76	5	1	4	0	13	27	1987-88	3	2	0	1	16	9
1976-77	5	4	0	1	20	12	1988-89	3	1	2	0	13	16
1977-78	5	0	0	5	17	17	1989-90	3	0	3	0	6	14
1978-79	4	2	0	2	19	15	1990-91	3	2	0	1	14	10
1979-80	4	0	4	0	8	30	1991-92	3	2	1	0	14	11
1980-81	4	0	3	1	5	21	TOTAL	87	24	37	26	286	354
1981-82	3	1	2	0	12	15							

1991-92 SEASON NOTES—(Oct. 4, P-5 at B-4): The Penguins overcome a 3-1 deficit with four unanswered goals to edge Buffalo in the season opener. Five different Penguins score with Gord Roberts getting the game winner on the power play at 13:38 of the third period. (Jan. 23, B-5 at P-4): Donald Audette scores his second goal of the game 3:15 into overtime as the Sabres overcome a 4-1 deficit and rally to win. Wendell Young makes 45 saves and Kevin Stevens scores twice for Pittsburgh. (Feb. 29, B-2 at P-5): The Penguins break a three-game losing streak behind Mario Lemieux's two goals, Jaromir Jagr's goal and assist and Bob Errey's two assists.

THIS YEAR'S SCHEDULE

Oct. 13	at Pittsburgh	7:35
Nov. 17	at Pittsburgh	7:35
Dec. 27	at Buffalo	2:05
Feb. 14	at Buffalo	7:05



PITTSBURGH VS BUFFALO



1991-92	GP	W	L	T	PTS	GF	GA	PPG	SHG	PEN	PIM
PITTSBURGH	3	2	1	0	4	14	11	4-13	0	32	80
BUFFALO	3	1	2	0	2	11	14	3-20	0	26	82

AT PITTSBURGH (1-1-0)

Oct. 4 PITTSBURGH 5 (BARRASSO) at Buffalo 4 (Puppa)

Jan. 23 BUFFALO 5 (PUPPA) at Pittsburgh 4 (Young)

Feb. 29 Buffalo 2 (Draper) at PITTSBURGH 5 (BARRASSO)

* Audette scored at 3:15 of overtime on Jan. 23rd

AT BUFFALO (1-0-0)

WG - Roberts

WG - Audette*

WG - Lemieux

GOALS & SHOTS BY PERIODS:

	1ST	2ND	3RD	OVT	TOTAL
PITTSBURGH	4-33	4-40	6-26	0-0	14-99
BUFFALO	1-36	4-32	5-38	1-1	11-107

PITTSBURGH	GP	G	A	PTS	PIM	SOG	+/-	BUFFALO	GP	G	A	PTS	PIM	SOG	+/-
Lemieux	3	3	2	5	2	19	+3	Hawerchuk	3	3	3	6	0	13	+1
Stevens	3	3	2	5	10	12	+1	LaFontaine	2	1	2	3	0	5	-1
Jagr	3	1	4	5	4	8	+1	Andreychuk	3	1	2	3	2	16	E
Mullen	3	1	3	4	0	8	+1	Audette	3	2	0	2	0	7	-1
Murphy	3	2	1	3	6	4	+1	Bodger	2	1	1	2	0	6	E
Recchi	2	1	2	3	16	3	E	Ramsey	3	0	2	2	2	3	+2
Errey	3	1	2	3	6	4	+2	Krupp	1	1	0	1	0	3	E
Coffey	2	0	3	3	2	14	+1	Mogilny	2	1	0	1	2	4	-2
Bourque	2	1	0	1	2	3	E	May	3	1	0	1	17	3	+1
Roberts	3	1	0	1	2	1	+3	Hogue	1	0	1	1	0	3	-1
Tocchet	1	0	1	1	2	3	+1	Turgeon	1	0	1	1	0	1	-1
Hrdina	2	0	1	1	0	2	E	Ruutu	2	0	1	1	4	3	E
U.Samuelsson	3	0	1	1	6	3	-3	Tanti	2	0	1	1	2	3	E
Trottier	3	0	1	1	2	1	-2	Vaive	2	0	1	1	0	2	+1
Caufield	1	0	0	0	2	0	E	Wells	2	0	1	1	6	2	-1
Daniels	1	0	0	0	0	0	E	Wood	2	0	1	1	0	6	E
Jennings	1	0	0	0	0	0	-1	Haller	3	0	1	1	2	4	E
K.Samuelsson	1	0	0	0	0	3	+3	Snuggerud	3	0	1	1	0	6	+1
Taglianetti	1	0	0	0	0	0	E	Corkum	1	0	0	0	2	3	-2
Young	1	0	0	0	0	0	-	Curran	1	0	0	0	12	0	+1
Barrasso	2	0	0	0	0	0	-	Donnelly	1	0	0	0	0	0	-1
Francis	2	0	0	0	0	2	+1	Draper	1	0	0	0	0	0	-
Loney	2	0	0	0	2	3	-1	Houlder	1	0	0	0	0	3	-1
Paek	2	0	0	0	12	1	-1	Miller	1	0	0	0	4	0	-1
Priestlay	3	0	0	0	0	0	E	Patterson	2	0	0	0	0	4	-2
Stanton	3	0	0	0	4	5	+1	Sutton	2	0	0	0	6	5	-2
								Puppa	2	0	0	0	0	0	-
								Ray	2	0	0	0	21	0	E
								Ledyard	3	0	0	0	0	2	-1
TOTAL	3		(14-23-37)	80	99			TOTAL	3		(11-19-30)	62	107		

GOALTENDERS

	GP	MP	GF	GA	ENG	SO	AVG	SHOTS	SPCT.	W-L-T
Barrasso (P)	2	120:00	10	6	0	0	3.00	57	.895	2-0-0
Young (P)	1	63:15	4	5	0	0	4.74	50	.900	0-1-0
PITTSBURGH TOTAL	3	183:15	14	11	0	0	3.60	107	.897	2-1-0
Puppa (B)	2	122:42	9	9	0	0	4.41	62	.855	1-1-0
Draper (B)	1	60:00	2	5	0	0	5.00	37	.865	0-1-0
BUFFALO TOTAL	3	183:15	11	14	0	0	4.58	99	.859	1-2-0

POWER PLAY GOALS:

PITTSBURGH (4 for 13) - Stevens (2), Roberts & Murphy
BUFFALO (3 for 20) - Hawerchuk (2) & LaFontaine

All-Time vs SABRES

	GP	W	L	T	PTS	GF	GA
Pittsburgh Home	44	17	15	12	46	169	158
Pittsburgh Away	43	7	22	14	28	117	196
1970-1992 TOTAL	87	24	37	26	74	286	354

The Sabres rank fourth in winning percentage among the 22 NHL clubs...Buffalo made its only Stanley Cup Final appearance in 1974-75, losing to Philadelphia four games to two...The Sabres had three players, Rene Robert, Gil Perreault and Rick Martin, among the 10 leading NHL scorers in 1974-75.

CALGARY FLAMES



DAVE KING



GARY ROBERTS

Location: P.O. Box 1540, Station M, Calgary, Alta. T2P 3B9
Founded: 1972 (Atlanta)
President: W. C. (Bill) Hay
General Manager: Doug Risebrough
Head Coach: Dave King
NHL Career Record (Seasons): First Season
Assistant Coaches: Guy Charron and Jamie Hislop
Public Relations Director: Rick Skaggs
Assistant Public Relations Director: Mike Burke
Trainer: Jim "Bearcat" Murray
Arena (Capacity): Olympic Saddledome (20,133)
General Office Phone: (403) 261-0475
Press Box Phone: (403) 264-0636
FAX Phone: (403) 261-0470
Starting Times of Games: Wn-7:35; Sat./Sun.-6:05
Team Colors: White, Red and Gold
Radio: CFR 660 AM
Commercial TV: CKXK Channels 2 and 7; CBC Channels 6 and 9
Cable TV: None
All-Time NHL Record: 750-602-244
1991-92 Record: 31-37-12
1991-92 Finish: 5th (Smythe Division)
1992 Playoff Record: Did Not Make Playoffs
1991-92 Top Scorer: Gary Roberts (53-37-90)
Stanley Cup Titles: One (1989)

All-Time Calgary Scorer vs. Pittsburgh:
 Al MacInnis (26 gp, 5-25-30)
All-Time Pittsburgh Scorer vs. Calgary:
 Mario Lemieux (17 gp, 15-26-41)
Longest Calgary Win Streak vs. Pittsburgh:
 5, Nov. 4, 1977 - Nov. 3, 1978
Longest Pittsburgh Win Streak vs. Calgary:
 4, Dec. 16, 1972 - Oct. 12, 1973
Longest Calgary Undeclared Streak vs. Pittsburgh:
 10, Feb. 7, 1981 - Feb. 16, 1984 (6-0-4)
Longest Pittsburgh Undeclared Streak vs. Calgary:
 8, Dec. 16, 1972 - Mar. 31, 1974 (6-0-2)
Last Pittsburgh Win at Home: Mar. 10, 1992 (5-2)
Last Calgary Win at Home: Jan. 10, 1992 (7-5)
Last Pittsburgh Win at Calgary: Mar. 3, 1992 (6-3)
Last Calgary Win at Pittsburgh: Feb. 12, 1989 (4-3)
Most Goals by Pittsburgh vs. Calgary:
 6, 7 times, last time — Mar. 3, 1992 (P, 6-3)
Most Goals by Calgary vs. Pittsburgh:
 10, Feb. 16, 1984 (C, 10-3); Mar. 9, 1989 (C, 10-3)
Most Goals by Both Teams: 13, Feb. 16, 1984 (C, 10-3) Mar. 9, 1989 (C, 10-3)
Last Pittsburgh Shutout vs. Calgary: None
Last Calgary Shutout vs. Pittsburgh:
 Jan. 15, 1982 (4-0) — Pat Riggan
Last Pittsburgh Hat Trick vs. Calgary:
 Mar. 7, 1988 — Dan Quinn
Last Calgary Hat Trick vs. Pittsburgh:
 Feb. 16, 1984 — Doug Risebrough, Lanny McDonald
Last Pittsburgh Trade with Calgary: Dec. 13, 1990, Jiri Hrdina to Pittsburgh for Jim Kyte
Overtime Record vs. Pittsburgh: 0-0-5

Penguins' Record by Decades vs. Calgary: 1970s (13-14-8); 1980s (8-14-7); 1990s (4-3-1).

PITTSBURGH PENGUINS vs. CALGARY FLAMES													
REGULAR SEASON													
YEAR	GP	W	L	T	GF	GA	YEAR	GP	W	L	T	GF	GA
1972-73	5	4	1	0	23	15	1983-84	3	0	1	2	10	17
1973-74	6	3	1	2	19	18	1984-85	3	2	0	1	16	13
1974-75	4	1	1	2	12	14	1985-86	3	1	2	0	9	14
1975-76	4	2	1	1	13	10	1986-87	3	1	2	0	10	11
1976-77	4	0	3	1	12	18	1987-88	3	2	0	1	14	10
1977-78	4	1	3	0	8	13	1988-89	3	1	2	0	11	15
1978-79	4	0	3	1	7	16	1989-90	3	0	2	1	9	13
1979-80	4	2	1	1	11	11	1990-91	3	2	1	0	13	12
1980-81	4	1	2	1	13	19	1991-92	3	2	1	0	16	12
1981-82	3	0	1	2	7	11	TOTAL	72	25	31	16	241	276
1982-83	3	0	3	0	6	14							

1991-92 SEASON NOTES—(Jan. 10, P-5 at C-7): Al MacInnis has a goal and two assists as Calgary outscores the Penguins 4-2 in the third period. Jaromir Jagr scores twice for the Penguins (**Mar. 3, P-6 at C-3**): Kevin Stevens scores two goals and Jim Paek scores his first regular season NHL goal, spoiling the Calgary debut of Canadian Olympic goalie Trevor Kidd. (**Mar. 10, C-2 at P-5**): Rick Tocchet scores twice, Kevin Stevens has a goal and two assists and Joe Mullen scores his 40th goal, the seventh in his career he has done so, as the Penguins beat the Flames for the second time in a week.

THIS YEAR'S SCHEDULE

Jan. 9 at Pittsburgh 1:35
 Jan. 23 at Calgary 8:05*
 * Pittsburgh time



PITTSBURGH VS CALGARY



1991-92	GP	W	L	T	PTS	GF	GA	PPG	SHG	PEN	PIM
PITTSBURGH	3	2	1	0	4	16	12	3-13	0	20	51
CALGARY	3	1	2	0	2	12	16	4-13	0	23	57

AT PITTSBURGH (1-0-0)

Jan. 10 - Pittsburgh 5 (Young) at CALGARY 7 (VERNON)
 Mar. 3 - PITTSBURGH 6 (BARRASSO) at Calgary 3 (Kidd)
 Mar. 10 - Calgary 2 (Vernon) at PITTSBURGH 5 (WREGGET)

AT CALGARY (1-1-0)

WG - Fleury
 WG - Stevens
 WG - Stevens

GOALS & SHOTS BY PERIODS:	1ST	2ND	3RD	OVT	TOTAL
PITTSBURGH	5-34	7-39	4-33	—	16-106
CALGARY	1-24	6-41	5-33	—	12-98

PITTSBURGH	GP	G	A	PTS	PIM	SOG	+/-	CALGARY	GP	G	A	PTS	PIM	SOG	+/-
Stevens	3	4	2	6	6	14	+1	Roberts	3	2	3	5	0	8	+2
Jagr	3	3	1	4	2	11	+1	Fleury	3	1	4	5	6	11	-2
Tocchet	2	2	4	4	9	+2		MacInnis	3	1	4	5	4	17	+1
Francis	3	1	3	4	2	8	+1	Makarov	3	1	2	3	0	5	-2
Mullen	3	1	3	4	0	8	+3	Nieuwendyk	3	2	0	2	0	8	+1
Loney	2	1	2	3	0	4	+2	Ranheim	3	1	1	2	2	3	E
Roberts	2	0	3	3	6	2	+5	Reichel	3	0	2	2	2	3	-1
Trottier	3	0	3	3	0	4	+2	Musil	3	1	0	1	4	2	-1
Lemieux	1	1	1	2	0	6	+1	Otto	3	1	0	1	4	7	-3
Errey	3	1	1	2	2	7	+3	Stern	3	1	0	1	16	3	-4
Coffey	1	0	2	2	0	7	E	Suter	3	1	0	1	2	10	E
Hrdina	2	0	2	2	2	3	E	Wilson	2	0	1	1	0	2	-2
Murphy	3	0	2	2	2	7	-1	Osiecki	3	0	1	1	0	4	-5
Recchi	1	1	0	1	2	3	-2	Forslund	1	0	0	0	0	2	-4
Paek	2	1	0	1	2	2	E	Habscheid	1	0	0	0	0	0	-1
Priestlay	2	0	1	1	0	2	+1	Kidd	1	0	0	0	0	0	-
K.Samuelsson	2	0	1	1	0	0	+5	Kruse	1	0	0	0	5	1	-1
Stanton	2	0	1	1	4	3	-1	Leeman	1	0	0	0	0	0	E
Bourque	3	0	1	1	0	1	-2	Markwart	1	0	0	0	0	1	-1
Barrasso	1	0	0	0	0	0	-	Sheehy	1	0	0	0	0	0	E
Wregget	1	0	0	0	0	0	-	Lindberg	2	0	0	0	2	3	-1
Young	1	0	0	0	0	0	-	Vernon	2	0	0	0	0	0	E
Chychrun	2	0	0	0	5	0	+1	Petit	2	0	0	0	0	4	-1
McEachern	2	0	0	0	0	1	+1	Berube	3	0	0	0	8	3	E
U.Samuelsson	2	0	0	0	10	1	-1	Yawney	3	0	0	0	2	1	-3
Taglianetti	2	0	0	0	2	3	+3								
Caufield	3	0	0	0	0	0	E								
TOTAL	3	(16-31-47)	51	106				TOTAL	3	(12-18-30)	57	98			

GOALTENDERS	GP	MP	GF	GA	ENG	SO	AVG	SHOTS	SPCT.	W-L-T
Wregget (P)	1	60:00	5	2	0	0	2.00	36	.944	1-0-0
Barrasso (P)	1	60:00	6	3	0	0	3.00	26	.885	1-0-0
Young (P)	1	59:24	5	6	1	0	6.06	35	.829	0-1-0
PITTSBURGH TOTAL	3	180:00	16	12	1	0	4.00	98	.878	2-1-0
Vernon (C)	2	119:24	9	9	1	0	4.52	74	.878	1-1-0
Kidd (C)	1	59:51	3	5	1	0	5.01	30	.833	0-1-0
CALGARY TOTAL	3	180:00	12	16	2	0	5.33	106	.849	1-2-0

POWER PLAY GOALS: PITTSBURGH (3 for 13) - Recchi, Jagr & Stevens
 CALGARY (4 for 13) - Musil, Suter, Nieuwendyk & Roberts

All-Time vs FLAMES	GP	W	L	T	PTS	GF	GA
Pittsburgh Home	36	17	10	9	43	134	121
Pittsburgh Away	36	8	21	7	23	107	155
1972-1992 TOTAL	72	25	31	16	66	241	276

The Flames have three former Calder Memorial Trophy winners on their roster: Gary Suter ('86), Joe Nieuwendyk ('88) and Sergei Makarov ('90)...Kent Nilsson set a Flame record with 131 points (49-82) in 1980-81...The Flames moved into the Olympic Saddledome for the 1983-84 season, losing to Edmonton, 4-3, in the home opener.



DARRYL SUTTER

CHICAGO BLACKHAWKS



JEREMY ROENICK

Location: 1800 W. Madison Street, Chicago, IL 60612
Founded: 1926
President: William Wirtz
General Manager: Mike Keenan
Head Coach: Darryl Sutter
NHL Career Record (Seasons): First Season
Assistant Coaches: Paul Baxter and Rich Preston
Public Relations Director: Jim DeMaria
Assistant Media Relations Director: Tom Finks
Trainer: Mike Gapski
Arena (Capacity): Chicago Stadium (17,317)
General Office Phone: (312) 733-5300
Press Box Phone: (312) 733-5300
FAX Phone: (312) 733-5256
Starting Times of Games: AN-7:35; Mat.-1:35
Team Colors: Red, Black and White
Radio: WBBM 780 AM
Commercial TV: None
Cable TV: SportsChannel (Satellite Coordinates Vary)
All-Time NHL Record: 1781-1905-680
1991-92 Record: 36-29-15
1991-92 Finish: 2nd (Norris Division)
1992 Playoff Record: Won, St. Louis, 4-2, Norris Division Semi-Finals; Won, Detroit, 4-0, Norris Division Finals; Won, Edmonton, 4-0, Campbell Conference Finals; Lost, Pittsburgh, 4-0, Stanley Cup Finals
1991-92 Top Scorer: Jeremy Roenick (53-50-103)
Stanley Cup Titles: Three (1934, 1938 and 1961)

All-Time Chicago Scorer vs. Pittsburgh: Stan Mikita (52 gp, 32-39-71)
All-Time Pittsburgh Scorer vs. Chicago: Mario Lemieux (18 gp, 17-29-46)
Longest Chicago Win Streak vs. Pittsburgh: 9, Dec. 28, 1968 - Dec. 20, 1970
Longest Pittsburgh Win Streak vs. Chicago: 3, Oct. 22, 1938 - Mar. 12, 1989
Longest Chicago Undeclared Streak vs. Pittsburgh: 9, Dec. 28, 1968 - Dec. 20, 1970 (9-0); Jan. 4, 1981 - Mar. 13, 1983 (7-0-2)
Longest Pittsburgh Undeclared Streak vs. Chicago: 6, Dec. 2, 1978 - Dec. 19, 1979 (2-0-4)
Last Pittsburgh Win at Home: Dec. 6, 1988 (7-6)
Last Chicago Win at Home: Oct. 11, 1990 (4-1)
Last Pittsburgh Win at Chicago: Mar. 15 1992 (4-3)
Last Chicago Win at Pittsburgh: Mar. 23 1991 (7-5)
Most Goals by Pittsburgh vs. Chicago: 10, Feb. 21, 1976 (P, 10-1)
Most Goals by Chicago vs. Pittsburgh: 9, Jan. 21, 1973 (C, 9-3); Mar. 19, 1978 (C, 9-1)
Most Goals by Both Teams: 13, Oct. 23, 1968 (C, 8-5); Dec. 6, 1988 (P, 7-6)
Last Pittsburgh Shutout vs. Chicago: Dec. 19, 1979 (0-0) — Greg Millen
Last Chicago Shutout vs. Pittsburgh: Jan. 15, 1984 (2-0) — Tony Esposito
Last Pittsburgh Hat Trick vs. Chicago: Mar. 12, 1989 — Mario Lemieux
Last Chicago Hat Trick vs. Pittsburgh: Oct. 11, 1990 — Jeremy Roenick
Last Pittsburgh Trade with Chicago: Dec. 6, 1983, Greg Fox to Pittsburgh for Randy Boyd
Overtime Record vs. Pittsburgh: 0-0-3

Penguins' Record by Decades vs. Blackhawks: 1960s (3-9-1); 1970s (15-25-8); 1980s (11-17-4); 1990s (1-4-1).

PITTSBURGH PENGUINS vs. CHICAGO BLACKHAWKS													
REGULAR SEASON													
YEAR	GP	W	L	T	GF	GA	YEAR	GP	W	L	T	GF	GA
1967-68	4	1	2	1	10	14	1980-81	4	1	3	0	15	20
1968-69	6	2	4	0	22	28	1981-82	3	0	1	2	11	14
1969-70	6	0	6	0	7	27	1982-83	3	0	3	0	9	15
1970-71	6	2	4	0	12	17	1983-84	3	1	1	1	7	7
1971-72	6	0	5	1	11	27	1984-85	3	1	2	0	12	15
1972-73	5	3	2	0	15	18	1985-86	3	1	1	1	12	13
1973-74	6	1	5	0	12	20	1986-87	3	2	1	0	9	4
1974-75	4	2	1	1	20	14	1987-88	3	2	1	0	17	12
1975-76	4	1	2	1	21	16	1988-89	3	3	0	0	20	15
1976-77	4	2	2	0	12	9	1989-90	3	0	3	0	11	16
1977-78	4	2	1	1	12	16	1990-91	3	0	3	0	7	15
1978-79	4	2	0	2	15	8	1991-92	2	1	0	1	8	7
1979-80	4	0	2	2	7	9	TOTAL	99	30	55	14	314	376

1991-92 SEASON NOTES—(Oct. 22, C-4 at P-4): Mark Recchi's power play goal and Bryan Trotter's second goal of the game, at 10:26 of the third period help rally the Penguins to the tie. Jeremy Roenick has a goal and an assist for Chicago (Mar. 15, P-4 at C-3); Rick Tocchet suffers a broken jaw in the second period but returns to score two goals in the third period. Larry Murphy scores the game-winner at 16:17 of the third period on the power play.

THIS YEAR'S SCHEDULE

Nov. 3 at Chicago 8:35*
 Feb. 13 at Pittsburgh 1:35
 * Pittsburgh time



PITTSBURGH VS CHICAGO



1991-92	GP	W	L	T	PTS	GF	GA	PPG	SHG	PEN	PIM
PITTSBURGH	2	1	0	1	3	8	7	4-12	0	16	40
CHICAGO	2	0	1	1	1	7	8	2-6	0	21	42

AT PITTSBURGH (0-0-1)

Oct. 22 Chicago 4 (Waite) at Pittsburgh 4 (Barrasso);

Mar. 15 PITTSBURGH 4 (BARRASSO) at Chicago 3 (Hasek)

AT CHICAGO (1-0-0)

WG - Murphy

GOALS & SHOTS BY PERIODS:

	1ST	2ND	3RD	OVT	TOTAL
PITTSBURGH	2-14	1-20	5-21	0-1	8-56
CHICAGO	3-20	3-24	1-15	0-4	7-63

PITTSBURGH	GP	G	A	PTS	PIM	SOG	+/-	CHICAGO	GP	G	A	PTS	PIM	SOG	+/-
Murphy	2	1	4	5	4	4	+1	Roenick	2	1	2	3	4	5	+1
Mullen	2	0	4	4	0	2	E	Goulet	1	1	1	2	0	4	+1
Stevens	2	1	2	3	4	7	-3	Chelios	2	1	1	2	4	5	+1
Tocchet	1	2	0	2	0	4	+2	Larmer	2	1	1	2	2	8	+2
Trottier	2	2	0	2	14	6	E	Noonan	2	0	2	2	0	6	E
Francis	1	0	2	2	0	1	E	Creighton	1	1	0	1	2	2	-1
Jagr	2	0	2	2	0	4	+1	Gilbert	1	1	0	1	4	1	E
Priestlay	1	1	0	1	0	2	E	Hudson	1	1	0	1	2	2	-1
Recchi	1	1	0	1	2	5	-2	Matileau	1	0	1	1	0	1	+1
Lemieux	1	0	1	1	4	3	-1	Stapleton	1	0	1	1	0	2	E
Bourque	1	0	0	0	0	0	E	R. Brown	1	0	0	0	0	1	E
Caulfield	1	0	0	0	0	0	E	Hasek	1	0	0	0	2	0	-
Chychrun	1	0	0	0	0	0	-1	Hrkac	1	0	0	0	0	1	+1
Coffey	1	0	0	0	2	4	E	Konroyd	1	0	0	0	0	2	E
Jennings	1	0	0	0	0	3	-1	Kravchuk	1	0	0	0	0	1	-1
Leach	1	0	0	0	0	0	+1	Peluso	1	0	0	0	0	0	E
McEachern	1	0	0	0	0	2	E	Thomas	1	0	0	0	2	4	-1
Paek	1	0	0	0	0	0	E	Tonelli	1	0	0	0	2	0	E
Roberts	1	0	0	0	2	0	E	Vincelette	1	0	0	0	2	2	E
K.Samuelsson	1	0	0	0	0	1	E	Waite	1	0	0	0	0	0	-
Taglianetti	1	0	0	0	4	1	E	K. Brown	2	0	0	0	2	3	+1
Barrasso	2	0	0	0	0	0	-	Graham	2	0	0	0	4	4	E
Errey	2	0	0	0	0	0	-1	Grimson	2	0	0	0	2	0	E
Hrdina	2	0	0	0	0	1	E	Kucera	2	0	0	0	0	3	-1
Loney	2	0	0	0	0	1	E	Lemieux	2	0	0	0	0	1	E
U.Samuelsson	2	0	0	0	2	4	-1	Marchment	2	0	0	0	2	0	E
Stanton	2	0	0	0	2	1	E	Smith	2	0	0	0	6	5	+2
TOTALS	2		(8-15-23)	40	56			TOTALS	2		(7-9-16)	42	63		

GOALTENDERS

	GP	MP	GF	GA	ENG	SO	AVG	SHOTS	SPCT.	W-L-T
Barrasso (P)	2	125:00	8	7	0	0	3.36	63	.889	1-0-1
PITTSBURGH TOTAL	2	125:00	8	7	0	0	3.36	63	.889	1-0-1
Waite (C)	1	65:00	4	4	0	0	3.69	31	.871	0-0-1
Hasek (C)	1	60:00	3	4	0	0	4.00	25	.840	0-1-0
CHICAGO TOTAL	2	125:00	7	8	0	0	3.84	56	.857	0-1-1

POWER PLAY GOALS:

PITTSBURGH (4 for 12) - Trottier, Recchi, Stevens & Murphy
CHICAGO (2 for 6) - Goulet & Creighton

All-Time vs BLACKHAWKS

	GP	W	L	T	PTS	GF	GA
Pittsburgh Home	49	22	22	5	49	173	166
Pittsburgh Away	50	8	33	9	25	141	210
1967-1992 TOTAL	99	30	55	14	74	314	376

The 1992-93 season will mark the Blackhawks' 67th season in the NHL...The Blackhawks' appearance in the Stanley Cup Finals last season was their first since 1972-73 when they lost to Montreal, four games to two...Brent Sutter is the third Sutter brother to play for the Blackhawks, following Duane and Darryl.



BRYAN MURRAY

DETROIT RED WINGS



STEVE YZERMAN

Location: 600 Civic Center Drive, Detroit, MI 48226
Founded: 1926
President: Mike Ilitch
General Manager and Head Coach: Bryan Murray
NHL Career Record (Seasons): 420-309-103 (11)
Associate Coach: Doug MacLean
Assistant Coaches: Dave Lewis and Phil Myre
Public Relations Director: Bill Jamieson
Public Relations Coordinator: Howard Berlin
PR Assistants: Kathy Best and Marilyn Charbonneau
Trainers: John Wharton and Mark Brennan
Arena (Capacity): Joe Louis Arena (19,275)
General Office Phone: (313) 567-7333
Press Box Phone: (313) 567-7419
FAX Phone: (313) 567-0296
Starting Times of Games: WN-7:35; Sun.-7:05; Mat.-1:05
Team Colors: Red and White
Radio: WJR 760 AM
Commercial TV: WKBD, Channel 50
Cable TV: Pro-AM Sports System (Satellite Coordinates Vary)
All-Time NHL Record: 1802-1867-697
1991-92 Record: 43-25-12
1991-92 Finish: 1st (Norris Division)
1992 Playoff Record: Won, Minnesota, 4-3, Norris Division Semi-Finals; Lost, Chicago, 4-0, Norris Division Finals
1991-92 Top Scorer: Steve Yzerman (45-58-103)
Stanley Cup Titles: Seven (1936, 1937, 1943, 1950, 1952, 1954 and 1955)

All-Time Detroit Scorer vs. Pittsburgh:
 Nick Libett (66 gp, 18-22-40)
All-Time Pittsburgh Scorer vs. Detroit:
 Jean Pronovost (53 gp, 22-33-55)
Longest Detroit Win Streak vs. Pittsburgh:
 5, Dec. 23, 1982 - Feb. 9, 1984
Longest Pittsburgh Win Streak vs. Detroit:
 4, Feb. 13, 1974 - Dec. 15, 1974
Longest Detroit Undefeated Streak vs. Pittsburgh:
 9, Mar. 5, 1972 - Jan. 27, 1974 (5-0-4)
Longest Pittsburgh Undefeated Streak vs. Detroit:
 11, Dec. 17, 1988 - Feb. 3, 1992 (7-0-4)
Last Pittsburgh Win at Home: Dec. 28, 1990 (5-0)
Last Detroit Win at Home: Mar. 24, 1992 (4-3)
Last Pittsburgh Win at Detroit: Mar. 27, 1991 (7-4)
Last Detroit Win at Pittsburgh: Jan. 18, 1987 (1-0)
Most Goals by Pittsburgh vs. Detroit:
 10, Jan. 28, 1989 (P, 10-5)
Most Goals by Detroit vs. Pittsburgh:
 9, Feb. 9, 1984 (D, 9-3)
Most Goals by Both Teams: 15, Jan. 28, 1989 (P, 10-5)
Last Pittsburgh Shutout vs. Detroit:
 Dec. 28, 1990 (5-0) — Tom Barrasso
Last Detroit Shutout vs. Pittsburgh:
 Jan. 18, 1987 (1-0) — Glen Hanlon
Last Pittsburgh Hat Trick vs. Detroit:
 Jan. 28, 1989 — Rob Brown
Last Detroit Hat Trick vs. Pittsburgh:
 Oct. 30, 1985 — Danny Gare
Last Pittsburgh Trade with Detroit: Mar. 11, 1986, Ron Duguay to Pittsburgh for Doug Shedden
Overtime Record vs. Pittsburgh: 0-1-5

Penguins' Record by Decades vs. Detroit: 1960s (4-9-0); 1970s (28-22-8); 1980s (11-16-5); 1990s (5-1-2).

PITTSBURGH PENGUINS vs. DETROIT RED WINGS													
REGULAR SEASON													
YEAR	GP	W	L	T	GF	GA	YEAR	GP	W	L	T	GF	GA
1967-68	4	1	3	0	12	21	1980-81	4	2	1	1	13	11
1968-69	6	2	4	0	14	20	1981-82	3	1	2	0	11	11
1969-70	6	2	4	0	17	21	1982-83	3	0	2	1	11	17
1970-71	6	3	1	2	30	13	1983-84	3	0	3	0	9	21
1971-72	6	2	4	0	19	25	1984-85	3	1	1	1	10	10
1972-73	5	0	2	3	7	9	1985-86	3	2	1	0	15	11
1973-74	5	2	2	1	20	13	1986-87	3	1	2	0	5	6
1974-75	6	4	2	0	24	15	1987-88	3	1	2	0	13	15
1975-76	6	4	1	1	24	13	1988-89	3	2	0	1	19	13
1976-77	6	4	2	0	19	17	1989-90	3	2	0	1	14	7
1977-78	6	2	3	1	21	22	1990-91	3	3	0	0	16	5
1978-79	8	5	3	0	29	31	1991-92	3	0	1	2	10	11
1979-80	4	2	2	0	18	19	TOTAL	111	48	48	15	400	377

1991-92 SEASON NOTES—(Jan. 16, P-3 at D-3): The Penguins jump to a 3-0 lead on goals by Kevin Stevens, Ron Francis and Mark Recchi but Detroit scores three in the third to gain the tie (Feb. 3, D-4 at P-4): Bryan Trottler and Mark Recchi score two goals each, with Recchi netting the equalizer at 15:19 of the third. Sergei Federov scores twice for the Red Wings. (Mar. 24, P-3 at D-4): Kevin Miller scores twice for Detroit, snapping the Penguins' four-game unbeaten streak. Kevin Stevens scores twice for Pittsburgh, his 50th and 51st goals of the season, becoming the sixth player in franchise history to collect 50 goals in a season.

THIS YEAR'S SCHEDULE

Oct. 22	at	Pittsburgh	7:35
Nov. 13	at	Detroit	7:35



PITTSBURGH VS DETROIT



1991-92	GP	W	L	T	PTS	GF	GA	PPG	SHG	PEN	PIM
PITTSBURGH	3	0	1	2	2	10	11	2-11	0	16	38
DETROIT	3	1	0	2	4	11	10	5-11	1	18	64

AT PITTSBURGH (0-0-1)

Jan. 16 Pittsburgh 3 (Barrasso) at Detroit 3 (Cheveldae)

Feb. 3 Detroit 4 (Millen) at Pittsburgh 4 (Barrasso)

Mar. 24 Pittsburgh 3 (Barrasso) at DETROIT 4 (CHEVELDAE)

AT DETROIT (0-1-1)

WG - Miller

GOALS & SHOTS BY PERIODS:

	1ST	2ND	3RD	OVT	TOTAL
PITTSBURGH	1-31	7-31	2-34	0-4	10-100
DETROIT	2-28	3-34	6-28	0-5	11-95

PITTSBURGH	GP	G	A	PTS	PIM	SOG	+/-	DETROIT	GP	G	A	PTS	PIM	SOG	+/-
Stevens	3	3	3	6	2	13	+3	Fedorov	3	3	2	5	0	12	-2
Recchi	2	3	2	5	0	8	+2	Chiasson	3	1	3	4	4	7	E
Lemieux	2	1	3	4	0	10	+2	Yzerman	3	1	3	4	0	10	-1
Trotter	3	2	1	3	4	7	E	Miller	3	2	1	3	9	6	+2
Francis	3	1	1	2	2	6	-1	Burr	3	0	3	3	2	2	-2
Coffey	2	0	2	2	2	12	-1	Lidstrom	3	0	3	3	0	3	-1
Murphy	3	0	2	2	0	11	+4	Sheppard	2	2	0	2	0	4	E
Tocchet	1	0	1	1	2	1	+2	Carson	3	1	1	2	0	6	+1
Errey	3	0	1	1	11	5	-2	Ysebaert	3	0	2	2	0	9	-1
Roberts	3	0	1	1	0	1	+1	Gallant	2	1	0	1	2	3	E
Bourque	1	0	0	0	0	2	E	Kennedy	2	0	1	1	2	3	-1
Leach	1	0	0	0	2	0	E	McCrimmon	3	0	1	1	0	3	-1
McEachern	1	0	0	0	0	0	E	Fedyk	3	0	1	1	2	4	+1
K.Samuels	1	0	0	0	2	1	-1	Konstantinov	3	0	1	1	4	9	-1
Taglianetti	1	0	0	0	0	0	E	Dollas	1	0	0	0	4	2	+1
Hrdina	2	0	0	0	0	1	E	McGill	1	0	0	0	0	0	E
Jagr	2	0	0	0	0	5	E	Millen	1	0	0	0	0	0	-
Barrasso	3	0	0	0	0	0	-	Cheveldae	2	0	0	0	0	0	-
Caufield	3	0	0	0	0	0	E	Crossman	2	0	0	0	0	1	+1
Jennings	3	0	0	0	0	2	E	Kerr	2	0	0	0	0	1	E
Loney	3	0	0	0	5	4	-1	Marsh	2	0	0	0	0	0	E
Mullen	3	0	0	0	0	1	-2	Primeau	2	0	0	0	15	3	-1
Priestlay	2	0	0	0	2	1	E	Racine	2	0	0	0	15	3	-1
U.Samuels	3	0	0	0	2	6	+1	Probert	3	0	0	0	5	4	E
Stanton	3	0	0	0	2	3	-2								
TOTAL	3		(10-17-27)	38	100			TOTAL	3		(11-22-33)	64	95		

GOALTENDERS

	GP	MP	GF	GA	ENG	SO	AVG	SHOTS	SPCT.	W-L-T
Barrasso (P)	3	189:01	10	11	0	0	3.49	95	.884	0-1-2
PITTSBURGH TOTAL	3	190:00	10	11	0	0	3.47	95	.884	0-1-2
Cheveldae (D)	2	125:00	7	6	0	0	2.88	65	.908	1-0-1
Millen (D)	1	65:00	4	4	0	0	3.69	35	.886	0-0-1
DETROIT TOTAL	3	190:00	11	10	0	0	3.16	100	.900	1-0-2

POWER PLAY GOALS:

PITTSBURGH (2 for 11) - Recchi & Trotter

DETROIT (5 for 11) - Chiasson, Sheppard, Yzerman, Miller & Carson

SHORT-HANDED GOALS:

DETROIT: (1) - Yzerman

All-Time vs RED WINGS

	GP	W	L	T	PTS	GF	GA
Pittsburgh Home	55	38	13	4	80	242	156
Pittsburgh Away	56	10	35	11	31	158	221
1967-1992 TOTAL	111	48	48	15	111	400	377

Steve Yzerman has led the Red Wings in scoring for six consecutive seasons...The Red Wings had the top three plus players in the NHL last season...Detroit's 19-13-8 record on the road was the best in the league in 1991-92.



TED GREEN

EDMONTON OILERS



CRAIG MACTAVISH

Location: 7424 - 118th Avenue, Edmonton, Alta. T5B 4M9
 Founded: 1972 (WHA)
 President/General Manager: Glen Sather
 Head Coach: Ted Green
 NHL Career Record (Seasons): 36-34-10 (1)
 Assistant Coaches: Ron Low and Kevin Primeau
 Public Relations Director: Bill Tuele
 Coordinator of Publications/Statistics: Steve Knowles
 Athletic Therapist: Ken Lowe
 Athletic Trainer: Barrie Stafford
 Arena (Capacity): Northlands Coliseum (17,503)
 General Office Phone: (403) 474-8561
 Press Box Phone: (403) 474-9330
 FAX Phone: (403) 477-9625
 Starting Times of Games: WN-7:35; Sat./Sun.-6:05; Mat.-2:05
 Team Colors: Blue, Orange and White
 Radio: CFCW 790 AM
 Commercial TV: CITV and CBXT
 Cable TV: None
 All-Time NHL Record: 557-349-134
 1991-92 Record: 36-34-10
 1991-92 Finish: 3rd (Smythe Division)
 1992 Playoff Record: Won, Los Angeles, 4-2, Smythe Division Semi-Finals; Won, Vancouver, 4-2, Smythe Division Finals; Lost, Chicago, 4-0, Campbell Conference Finals
 1991-92 Top Scorer: Vincent Damphousse (38-51-89)
 Stanley Cup Titles: Five (1984, 1985, 1987, 1988 and 1990)

All-Time Edmonton Scorer vs. Pittsburgh: Wayne Gretzky (28 gp, 31-44-75)
 All-Time Pittsburgh Scorer vs. Edmonton: Mario Lemieux (20 gp, 10-27-37)
 Longest Edmonton Win Streak vs. Pittsburgh: 5, Mar. 16, 1981 - Mar. 17, 1982; Jan. 7, 1983 - Feb. 22, 1984
 Longest Pittsburgh Win Streak vs. Edmonton: 2, Nov. 4, 1989 - Feb. 2, 1990
 Longest Edmonton Undefeated Streak vs. Pittsburgh: 6, Jan. 7, 1983 - Nov. 6, 1984 (5-0-1)
 Longest Pittsburgh Undefeated Streak vs. Edmonton: 2, Nov. 4, 1989 - Feb. 2, 1990 (2-0-0)
 Last Pittsburgh Win at Home: Mar. 17, 1992 (6-5)
 Last Edmonton Win at Home: Dec. 3, 1991 (5-3)
 Last Pittsburgh Win at Edmonton: Nov. 4, 1989 (3-1)
 Last Edmonton Win at Pittsburgh: Nov. 27, 1990 (7-3)
 Most Goals by Pittsburgh vs. Edmonton: 7, 3 times, last time — Jan. 21, 1988 (P, 7-4)
 Most Goals by Edmonton vs. Pittsburgh: 10, Mar. 17, 1982 (E, 10-4); Feb. 19, 1983 (E, 10-7)
 Most Goals by Both Teams: 17, Feb. 19, 1983 (E, 10-7)
 Last Pittsburgh Shutout vs. Edmonton: None
 Last Edmonton Shutout vs. Pittsburgh: None
 Last Pittsburgh Hat Trick vs. Edmonton: Nov. 13, 1991 — Kevin Stevens
 Last Edmonton Hat Trick vs. Pittsburgh: Nov. 8, 1988 — Jar Kurri
 Last Pittsburgh Trade with Edmonton: Nov. 24, 1987, Paul Coffey, Dave Hunter and Wayne Van Dorp to Pittsburgh for Craig Simpson, Chris Joseph, Moe Mantha and Dave Hannan
 Overtime Record vs. Pittsburgh: 1-1-1

Penguins' Record by Decades vs. Edmonton: 1980s (8-23-2); 1990s (4-4-0).

PITTSBURGH PENGUINS vs. EDMONTON OILERS													
REGULAR SEASON													
TOTAL													
YEAR	GP	W	L	T	GF	GA	YEAR	GP	W	L	T	GF	GA
1979-80	4	1	3	0	12	22	1986-87	3	1	2	0	9	10
1980-81	4	1	2	1	18	20	1987-88	3	0	3	0	8	17
1981-82	3	0	3	0	8	22	1988-89	3	1	2	0	12	15
1982-83	3	1	2	0	14	21	1989-90	3	2	1	0	12	8
1983-84	3	0	3	0	8	23	1990-91	3	1	2	0	14	15
1984-85	3	1	1	1	10	12	1991-92	3	2	1	0	14	14
1985-86	3	1	2	0	13	17	TOTAL	41	12	27	2	152	216

1991-92 SEASON NOTES—(Nov. 13, E-4 at P-5): Kevin Stevens completes the hat trick at 3:25 of overtime to lift the Penguins to the win. Edmonton scores twice in the third period to force the overtime. Joe Murphy has one goal and three assists, (Dec. 3, P-3 at E-5): Edmonton scores three straight goals to edge the Penguins and end their six-game unbeaten streak. The Oilers outshoot the Penguins 38-21, with Wendell Young making 33 saves, (Mar. 17, E-5 at P-6): Joe Mullen becomes the only American-born player to score 400 goals as the Penguins come from behind twice to defeat Edmonton. Mario Lemieux fails to score on a penalty shot at 15:33 of the second period, the first miss of his career.

THIS YEAR'S SCHEDULE

Jan. 22	at	Edmonton	9:35*
Feb. 18	at	Pittsburgh	7:35
Mar. 21	at	Cleveland	7:35

*Pittsburgh time



PITTSBURGH vs EDMONTON



1991-92	GP	W	L	T	PTS	GF	GA	PPG	SHG	PEN	PIM
PITTSBURGH	3	2	1	0	4	14	14	2-14	0	14	55
EDMONTON	3	1	2	0	2	14	14	1-16	1	20	51

AT PITTSBURGH (2-0-0)

Nov. 13 Edmonton 4 (Ranford) at PITTSBURGH 5 (BARRASSO)
 Dec. 3 Pittsburgh 3 (Young) at EDMONTON 5 (RANFORD)
 Mar. 17 Edmonton 5 (Ranford) at PITTSBURGH 6 (BARRASSO)

AT EDMONTON (0-1-0)

WG - Stevens*
 WG - MacTavish
 WG - Francis

* Stevens scored at 3:25 of overtime on Nov. 13th

GOALS & SHOTS BY PERIODS:

	1ST	2ND	3RD	OVT	TOTAL
PITTSBURGH	4-28	5-26	4-22	1-6	14-82
EDMONTON	3-26	5-33	6-28	0-0	14-87

PITTSBURGH	GP	G	A	PTS	PIM	SOG	+/-	EDMONTON	GP	G	A	PTS	PIM	SOG	+/-	
Stevens	3	5	2	7	14	14	+2	Murphy	3	1	3	4	10	6	+5	
Lemieux	3	1	5	6	4	16	+1	Buchberger	3	2	1	3	4	4	+2	
Mullen	3	2	3	5	0	6	+2	MacTavish	3	2	1	3	6	8	+2	
Jagr	3	1	4	5	0	6	+1	Simpson	3	2	1	3	0	4	+2	
Murphy	3	1	4	5	0	9	+4	Damphousse	3	1	2	3	0	7	E	
Francis	3	2	1	3	2	7	-2	Gelinas	3	1	2	3	0	3	-2	
Priestley	1	0	2	2	0	0	+2	Mellanby	3	1	2	3	0	2	-1	
Coffey	2	0	2	2	0	4	-2	Shaw	1	1	1	2	2	1	+1	
Errey	3	0	2	2	2	5	-2	Beranek	3	1	1	2	0	5	E	
Leach	2	1	0	1	2	2	E	Semenov	2	0	2	2	0	4	E	
Bourque	3	1	0	1	0	4	E	Nicholls	1	1	0	1	0	3	-1	
Paek	3	0	1	1	2	1	-3	Klima	2	1	0	1	0	7	-1	
Roberts	3	0	1	1	0	1	+5	Hawgood	1	0	1	1	2	2	+1	
Chychrun	1	0	0	0	0	0	E	Malette	1	0	1	1	0	2	+2	
McEachern	1	0	0	0	0	0	E	Tikkanen	1	0	1	1	0	3	-1	
K.Samuelsson	1	0	0	0	2	3	E	Lowe	2	0	1	1	2	3	+4	
Stanton	1	0	0	0	0	0	E	Manson	3	0	1	1	15	4	-3	
Tagliaretti	1	0	0	0	0	1	-1	Currie	1	0	0	0	0	0	-1	
Trotter	1	0	0	0	0	0	-3	Thornton	1	0	0	0	0	0	-1	
Young	1	0	0	0	0	0	-	Maciver	2	0	0	0	4	2	-4	
Barrasso	2	0	0	0	0	0	-	Lamb	3	0	0	0	0	7	E	
Caulfield	2	0	0	0	15	0	E	Muni	3	0	0	0	0	4	+5	
Hrdina	2	0	0	0	0	0	-1	Ranford	3	0	0	0	0	0	-	
Jennings	2	0	0	0	0	2	-3	Richardson	3	0	0	0	0	5	E	
Recchi	2	0	0	0	0	1	-2	Smith	3	0	0	0	4	1	-2	
U.Samuelsson	2	0	0	0	12	0	-2	Bench						2		
Loney	3	0	0	0	0	0	-2									
TOTAL	3		(14-27-41)	55	82			TOTAL	3		(14-21-35)	51	87			

GOALTENDERS

	GP	MP	GF	GA	ENG	SO	AVG	SHOTS	SPCT.	W-L-T
Young (P)	1	59:42	3	4	1	0	4.02	37	.892	0-1-0
Barrasso (P)	2	123:25	11	9	0	0	4.38	49	.816	2-0-0
PITTSBURGH TOTAL	3	183:25	14	14	1	0	4.58	87	.839	2-1-0
Ranford (E)	3	182:24	14	14	0	0	4.61	82	.829	1-2-0
EDMONTON TOTAL	3	183:25	14	14	0	0	4.58	82	.829	1-2-0

POWER PLAY GOALS:

PITTSBURGH (2 for 14) - Stevens & Mullen
 EDMONTON (1 for 16) - Klima

SHORT-HANDED GOALS:

EDMONTON (1) - Buchberger

HAT TRICKS:

PITTSBURGH (1) - Stevens (Nov. 13)

All-Time vs OILERS

	GP	W	L	T	PTS	GF	GA
Pittsburgh Home	21	9	11	1	19	82	102
Pittsburgh Away	20	3	16	1	7	70	114
1979-1992 TOTAL	41	12	27	2	26	152	216

Glen Sather has been general manager for the Oilers for their entire NHL history...The Oilers set an NHL record for goals in a season with 446 in 1983-84...Edmonton has qualified for the playoffs every year since entering the league in 1979-80.



PAUL HOLMGREN



JOHN CULLEN

Location: 242 Trumbull Street, Hartford, CT 06103
 Founded: 1979
 President: Emile Francis
 General Manager: Brian Burke
 Head Coach: Paul Holmgren
 NHL Career Record: 107-126-32 (4)
 Assistant Coaches: Pierre Maguire and Kevin McCarthy
 Public Relations Director: John Forslund
 Assistant Public Relations Director: Frank Polnaszek
 Trainer: Frank "Bud" Gouvaia
 Arena (Capacity): Hartford Civic Center Coliseum (15,635)
 General Office Phone: (203) 728-3366
 Press Box Phone: (203) 246-0808
 FAX Phone: (203) 522-7707
 Starting Times of Games: WN/Sat. 7:35; Sun-7:05; Mat. 1:35
 Team Colors: Navy, Blue, Green, Silver and White
 Radio: WTIC 1080 AM
 Commercial TV: None
 Cable TV: SportsChannel New England
 (Satellite Coordinates — Satcom 3, Transponder 23)
 All-Time NHL Record: 396-507-137
 1991-92 Record: 26-41-13
 1991-92 Finish: 4th (Adams Division)
 1992 Playoff Record: Lst, Montreal, 4-3, Adams Division Semi-Finals
 1991-92 Top Scores: John Cullen (26-51-77)
 Stanley Cup Titles: None

All-Time Hartford Scorer vs. Pittsburgh:
 Ron Francis (28 gp, 14-28-42)
 All-Time Pittsburgh Scorer vs. Hartford:
 Mario Lemieux (19 gp, 20-20-40)
 Longest Hartford Win Streak vs. Pittsburgh:
 4, Oct. 28, 1986 - Jan. 9, 1988;
 Feb. 26, 1989 - Mar. 25, 1990
 Longest Pittsburgh Win Streak vs. Hartford:
 4, Dec. 19, 1981 - Jan. 3, 1982
 Longest Hartford Undeclared Streak vs. Pittsburgh:
 7, Feb. 26, 1989 - Dec. 8, 1990 (6-0-1)
 Longest Pittsburgh Undeclared Streak vs. Hartford:
 8, Feb. 16, 1981 - Mar. 12, 1983 (7-0-1)
 Last Pittsburgh Win at Home: Apr. 3, 1988 (4-2)
 Last Hartford Win at Home: Dec. 8, 1990 (3-1)
 Last Pittsburgh Win at Hartford: Mar. 9, 1990 (5-2)
 Last Hartford Win at Pittsburgh: Feb. 27, 1992 (8-4)
 Most Goals by Pittsburgh vs. Hartford:
 9, Jan. 2, 1982 (6-9-4)
 Most Goals by Hartford vs. Pittsburgh:
 9, Nov. 22, 1984 (H, 9-3); Dec. 26, 1980 (H, 9-7);
 Mar. 30, 1989 (H, 9-5)
 Most Goals by Both Teams: 16, Dec. 26, 1980 (H, 9-7)
 Last Pittsburgh Shutout vs. Hartford:
 Dec. 28, 1984 (4-0) — Roberto Romano
 Last Hartford Shutout vs. Pittsburgh:
 None
 Last Pittsburgh Hat Trick vs. Hartford:
 Mar. 30, 1989 — Mario Lemieux (4)
 Last Hartford Hat Trick vs. Pittsburgh:
 Feb. 28, 1989 — Jody Hull
 Last Pittsburgh Trade With Hartford: Mar. 10, 1992,
 Future Considerations to Pittsburgh for Frank Pietrangolo
 Overtime Record vs. Pittsburgh: 1-1-2

Penguins' Record by Decades vs. Hartford: 1970s (0-1-1); 1980s (15-15-1); 1990s (1-5-2).

PITTSBURGH PENGUINS vs. HARTFORD WHALERS													
REGULAR SEASON													
YEAR	GP	W	L	T	GF	GA	YEAR	GP	W	L	T	GF	GA
1979-80	4	1	2	1	15	21	1986-87	3	0	3	0	12	18
1980-81	4	2	2	0	20	20	1987-88	3	2	1	0	13	11
1981-82	3	2	0	1	18	11	1988-89	3	1	2	0	15	20
1982-83	3	3	0	0	14	7	1989-90	3	0	2	1	9	15
1983-84	3	2	1	0	11	10	1990-91	3	1	2	0	10	11
1984-85	3	1	2	0	10	13	1991-92	3	0	2	1	11	16
1985-86	3	1	2	0	12	10	TOTAL	41	16	21	4	170	183

1991-92 SEASON NOTES—(Nov. 2, H-6 at P-5): The Penguins score two power play goals in a two-minute span of the third period but Hartford holds on for the victory, extending its unbeaten streak to five games at the Civic Arena. (Feb. 27, H-8 at P-4): Hartford continues its winning ways in Pittsburgh, scoring five straight goals to rout the Penguins. Murray Craven scores twice and Andrew Cassels has three assists for the Whalers. Joe Mullen scores twice for the Penguins. (Mar. 22, P-2 at H-2): Mario Lemieux's short-handed tally at 18:21 of the second period caps a Penguins comeback. Hartford scores twice in the first but the Penguins' two goals in the second gains the tie.

THIS YEAR'S SCHEDULE

Oct. 17	at	Hartford	7:35
Feb. 21	at	Hartford	1:35
Apr. 1	at	Pittsburgh	7:35



PITTSBURGH VS HARTFORD



1991-92	GP	W	L	T	PTS	GF	GA	PPG	SHG	PEN	PIM
PITTSBURGH	3	0	2	1	1	11	16	5-20	1	25	61
HARTFORD	3	2	0	1	5	16	11	3-16	1	25	60

AT PITTSBURGH (0-2-0)

Nov. 2 HARTFORD 6 (SIDORKIEWICZ) at Pittsburgh 5 (Pietrangelo)

Feb. 27 HARTFORD 8 (SIDORKIEWICZ) at Pittsburgh 4 (Wregget)

Mar. 22 Pittsburgh 2 (Barrasso) at Hartford 2 (Sidorkiewicz)

AT HARTFORD (0-0-1)

WG - Brown

WG - Black

Young replaced Pietrangelo at 32:29 on Nov. 2
 Wregget replaced Barrasso at 40:00 on Feb. 27

GOALS & SHOTS BY PERIODS:	1ST	2ND	3RD	OVT	TOTAL
PITTSBURGH	3-22	3-25	5-39	0-1	11-87
HARTFORD	6-31	6-34	4-19	0-0	16-84

PITTSBURGH	GP	G	A	PTS	PIM	SOG	+/-	HARTFORD	GP	G	A	PTS	PIM	SOG	+/-
Lemieux	3	3	4	7	6	9	-1	Cullen	3	1	4	5	4	4	-1
Mullen	3	3	2	5	2	11	E	Cassels	3	0	5	5	0	5	+6
Stevens	3	3	2	5	4	13	-5	Craven	2	3	1	4	4	3	+6
Murphy	3	1	3	4	0	8	E	Bergevin	3	1	3	4	6	5	+4
Coffey	1	0	2	2	0	4	-3	Zalapski	3	1	3	4	2	10	+2
Francis	3	0	2	2	0	1	-2	Hoiik	3	2	1	3	0	9	+4
Jagr	3	1	0	1	0	6	-4	Brown	1	1	1	2	0	1	+1
Recchi	1	0	1	1	2	2	-2	Hunter	2	1	1	2	4	6	+3
Tocchet	1	0	1	1	2	0	E	Andersson	3	1	1	2	0	7	+2
Barrasso	2	0	1	1	0	0	-	Ladouceur	3	1	1	2	2	3	+6
Bourque	3	0	1	1	6	3	E	Sanderson	3	1	1	2	0	5	+4
Roberts	3	0	1	1	4	1	-2	Black	1	1	0	1	0	3	E
Hrdina	1	0	0	0	0	3	E	Picard	1	1	0	1	0	1	+1
McEachern	1	0	0	0	0	0	E	Verbeek	2	1	0	1	6	4	-1
Pietrangelo	1	0	0	0	0	0	-	Corriveau	1	0	1	1	0	1	E
Priestlay	1	0	0	0	0	0	E	Burt	3	0	1	1	6	3	-1
Stanton	1	0	0	0	2	4	-1	Day	1	0	0	0	0	0	E
Taglianetti	1	0	0	0	0	0	E	Dineen	1	0	0	0	0	0	-1
Wregget	1	0	0	0	0	0	-	Gilles	1	0	0	0	6	0	-1
Young	1	0	0	0	0	0	-	Kastelic	1	0	0	0	0	0	E
Chychrun	2	0	0	0	2	1	-1	Konroyd	1	0	0	0	0	2	E
Jennings	2	0	0	0	0	1	-1	Pederson	1	0	0	0	0	1	-1
Paek	2	0	0	0	0	0	-2	Houda	2	0	0	0	4	2	+1
K. Samuelsson	2	0	0	0	2	2	-3	McKenzie	2	0	0	0	2	1	E
U. Samuelsson	2	0	0	0	8	2	E	Shaw	2	0	0	0	4	5	+2
Caufield	3	0	0	0	2	1	E	Cunneyworth	3	0	0	0	4	3	-2
Errey	3	0	0	0	15	5	-2	Sidorkiewicz	3	0	0	0	0	0	-
Loney	3	0	0	0	0	2	-2	Bench					2		
Trottier	3	0	0	0	4	8	-4								
TOTAL	3		(11-20-31)	61	87			TOTAL	3		(16-24-40)	56	84		

GOALTENDERS	GP	MP	GF	GA	ENG	SO	AVG	SHOTS	SPCT.	W-L-T
Young (P)	1	27:09	2	0	0	0	0.00	8	1.000	0-0-0
Barrasso (P)	2	105:00	3	6	0	0	3.43	48	.875	0-0-1
Pietrangelo (P)	1	32:29	3	6	0	0	11.08	20	.700	0-1-0
Wregget (P)	1	20:00	3	4	0	0	12.00	8	.500	0-1-0
PITTSBURGH TOTAL	3	185:00	11	16	0	0	5.19	84	.809	0-2-1

Sidorkiewicz (H)	3	185:00	16	11	0	0	3.57	87	.874	2-0-1
HARTFORD TOTAL	3	185:00	16	11	0	0	3.57	87	.874	2-0-1

POWER PLAY GOALS: PITTSBURGH (5 for 20) - Mullen (3) & Stevens (2)

HARTFORD (3 for 16) - Hunter, Black & Bergevin

SHORT-HANDED GOALS: PITTSBURGH (1) - Lemieux

HARTFORD (1) - Andersson

All-Time vs WHALERS	GP	W	L	T	PTS	GF	GA
Pittsburgh Home	21	9	9	3	21	92	91
Pittsburgh Away	20	7	12	1	15	78	92
1979-1992 TOTAL	41	16	21	4	36	170	183

The Whalers set a franchise-record in 1986-87 for wins (43) and points (93) in a season...The Whalers have retired three numbers: 2 (Rick Ley), 9 (Gordie Howe), and 19 (John McKenzie), most of any 1979-80 expansion team.



BARRY MELROSE



WAYNE GRETZKY

Location: 3900 W. Manchester Blvd., Inglewood, CA 90306
 Founded: 1967
 President: Roy Plaker
 General Manager: Nick Beverley
 Head Coach: Barry Melrose
 NHL Career Record: First Season
 Assistant Coach: Cap Raeder
 Director of Media Relations: Rick Minch
 Assistant Director of Media Relations: Adam Fell
 Trainer: Peter Demers
 Arena (Capacity): Great Western Forum (16,005)
 General Office Phone: (301) 419-3160
 Press Box Phone: (301) 419-3243/3245
 FAX Phone: (301) 673-8927
 Starting Times of Games: 7:35; Mat.-1:35
 Team Colors: Black, White and Silver
 Radio: XTRA 690 AM
 Commercial TV: KTLA Channel 5
 Cable TV: Prime Ticket Network
 (Satellite Coordinates — vary)
 All-Time NHL Record: 779-881-290
 1991-92 Record: 35-31-14
 1991-92 Finish: 2nd (Smythe Division)
 1992 Playoff Record: Lost, Edmonton, 4-2,
 Smythe Division Semi-Finals
 1991-92 Top Scorer: Wayne Gretzky (31-90-121)
 Stanley Cup Titles: None

All-Time Los Angeles Scorer vs. Pittsburgh:
 Marcel Dionne (50 gp, 29-41-70)
 All-Time Pittsburgh Scorer vs. Los Angeles:
 Mario Lemieux (20 gp, 15-29-44)
 Longest Los Angeles Win Streak vs. Pittsburgh:
 5, Mar. 14, 1984 - Nov. 16, 1985
 Longest Pittsburgh Win Streak vs. Los Angeles:
 6, Nov. 15, 1969 - Feb. 26, 1970
 Longest Los Angeles Undeclared Streak vs. Pittsburgh:
 8, Mar. 2, 1977 - Mar. 14, 1978 (4-0-4)
 Longest Pittsburgh Undeclared Streak vs. Los Angeles:
 9, Nov. 15, 1979 - Feb. 13, 1982 (4-0-5)
 Last Pittsburgh Win at Home: Mar. 7, 1991 (3-2)
 Last Los Angeles Win at Home: Mar. 7, 1992 (5-3)
 Last Pittsburgh Win at Los Angeles: Feb. 13, 1988 (7-5)
 Last Los Angeles Win at Pittsburgh: Feb. 8, 1992 (4-3)
 Most Goals by Pittsburgh vs. Los Angeles:
 8, Mar. 26, 1969 (P, 8-4); Oct. 20, 1971 (P, 8-1)
 Most Goals by Los Angeles vs. Pittsburgh:
 10, Jan. 21, 1987 (LA, 10-5)
 Most Goals by Both Teams: 15, Jan. 21, 1987 (LA, 10-5)
 Last Pittsburgh Shutout vs. Los Angeles:
 Nov. 23, 1974 (0-0) — Gary Inness
 Last Los Angeles Shutout vs. Pittsburgh:
 Dec. 17, 1986 (3-0) — Daren Elliot
 Last Pittsburgh Hat Trick vs. Los Angeles:
 Feb. 10, 1990 — Rob Brown
 Last Los Angeles Hat Trick vs. Pittsburgh:
 Mar. 10, 1990 — Luc Robitaille
 Last Pittsburgh Trade with Los Angeles: Feb. 19, 1992,
 Jeff Chychrun, Brian Benning and a first round draft pick
 to Pittsburgh for Paul Coffey
 Overtime Record vs. Pittsburgh: 3-2-2

Penguins' Record by Decades vs. Los Angeles: 1960s (8-12-1); 1970s (27-26-9); 1980s (12-13-6); 1990s (2-6-0).

PITTSBURGH PENGUINS vs. LOS ANGELES KINGS													
REGULAR SEASON													
YEAR	GP	W	L	T	GF	GA	YEAR	GP	W	L	T	GF	GA
1967-68	10	4	6	0	26	33	1980-81	4	2	0	2	18	16
1968-69	8	2	5	1	20	24	1981-82	3	1	1	1	15	16
1969-70	8	6	2	0	20	11	1982-83	3	2	1	0	15	14
1970-71	6	2	4	0	18	26	1983-84	3	1	2	0	15	16
1971-72	6	4	1	1	29	19	1984-85	3	0	3	0	6	15
1972-73	6	4	2	0	17	14	1985-86	3	2	1	0	16	12
1973-74	5	1	4	0	6	14	1986-87	3	1	2	0	9	16
1974-75	6	1	3	2	8	15	1987-88	3	1	0	2	15	13
1975-76	6	5	1	0	29	16	1988-89	3	1	2	0	9	14
1976-77	6	2	3	1	20	23	1989-90	3	1	2	0	13	22
1977-78	6	0	3	3	15	21	1990-91	3	1	2	0	6	12
1978-79	8	4	3	1	24	22	1991-92	3	0	3	0	8	14
1979-80	4	1	1	2	13	12	TOTAL	122	49	57	16	390	430

1991-92 SEASON NOTES—(Jan. 7, LA-5 at P-2): Kelly Hrudey makes 40 saves and the Kings score five consecutive goals, two by Tony Granato. The Penguins have no penalties throughout the game (Feb. 8, LA-4 at P-3): Luc Robitaille's goal with 43 seconds remaining gives the Kings their second consecutive victory in Pittsburgh. Wayne Gretzky also scores twice for the Kings. (Mar. 7, P-3 at LA-5): Los Angeles breaks a 2-2 tie with three third period goals to sweep the season series. Tony Granato scores twice, while Kelly Hrudey makes 35 saves.

THIS YEAR'S SCHEDULE

Dec. 3 at Los Angeles 10:35*
 Mar. 11 at Pittsburgh 7:35
 *Pittsburgh time



PITTSBURGH VS LOS ANGELES



1991-92	GP	W	L	T	PTS	GF	GA	PPG	SHG	PEN	PIM
PITTSBURGH	3	0	3	0	0	8	14	3-18	0	16	43
LOS ANGELES	3	3	0	0	6	14	8	1-8	2	26	74

AT PITTSBURGH (0-2-0)

Jan. 7 LOS ANGELES 5 (HRUDEY) at Pittsburgh 2 (Barrasso)
 Feb. 8 LOS ANGELES 4 (HRUDEY) at Pittsburgh 3 (Barrasso)
 Mar. 7 Pittsburgh 3 (Barrasso) at LOS ANGELES 5 (HRUDEY)

AT LOS ANGELES (0-1-0)

WG - Granato
 WG - Robitaille
 WG - Granato

GOALS & SHOTS BY PERIODS:

	1ST	2ND	3RD	OVT	TOTAL
PITTSBURGH	2-27	3-47	3-33	—	8-107
LOS ANGELES	3-32	3-24	8-25	—	14-81

PITTSBURGH	GP	G	A	PTS	PIM	SOG	+/-	LOS ANGELES	GP	G	A	PTS	PIM	SOG	+/-
Stevens	3	0	4	4	0	11	-4	Gretzky	3	3	3	6	0	9	+5
Trottier	3	2	1	3	0	7	E	Robitaille	3	2	4	6	0	8	+3
Murphy	3	1	2	3	2	10	-5	Granato	3	4	0	4	6	9	+3
Recchi	2	2	0	2	0	9	E	McSorley	3	1	2	3	6	5	+1
Loney	3	0	2	2	4	5	-1	Taylor	3	2	1	3	0	5	+4
Taglianetti	1	1	0	1	10	3	E	Donnelly	3	0	3	3	0	7	+2
Tocchet	1	1	0	1	4	5	-2	Kurri	3	0	3	3	0	4	+2
Bourque	3	1	0	1	2	1	-1	McIntyre	3	0	3	3	4	1	+3
Coffey	1	0	1	1	0	4	-3	Millen	3	1	1	2	2	4	+2
Lemieux	1	0	1	1	0	5	-2	Thompson	2	0	2	2	0	0	E
McEachern	1	0	1	1	0	1	E	Blake	3	0	2	2	2	7	+6
Priestlay	2	0	1	1	0	2	E	Huddy	1	1	0	1	0	1	+1
Roberts	3	0	1	1	2	2	-2	Thomson	1	0	1	1	0	0	E
Caulfield	1	0	0	0	5	0	+1	Robinson	2	0	1	1	2	2	+4
Chychrun	1	0	0	0	0	1	E	Ahola	3	0	1	1	4	4	+6
Jennings	1	0	0	0	2	0	E	Kudelski	3	0	1	1	4	2	-1
Leach	1	0	0	0	0	0	-1	Chychrun	1	0	0	0	2	1	+1
Paek	1	0	0	0	0	2	E	Sandstrom	1	0	0	0	0	2	E
K.Samuelsson	1	0	0	0	2	0	E	Benning	2	0	0	0	12	7	-1
Hrdina	2	0	0	0	0	1	-4	Bjugstad	2	0	0	0	2	0	-1
Jagr	2	0	0	0	4	7	-2	Karjalainen	2	0	0	0	2	1	-1
Barrasso	3	0	0	0	0	0	-	Miller	2	0	0	0	5	1	E
Errey	3	0	0	0	0	7	-3	Watters	2	0	0	0	21	1	E
Francis	3	0	0	0	2	8	-3	Hrudey	3	0	0	0	0	0	-
Millen	3	0	0	0	2	10	-3								
U.Samuelsson	3	0	0	0	0	4	-3								
Stanton	3	0	0	0	2	2	-2								
TOTAL	3	0	(8-14-22)	43	107			TOTAL	3	(14-28-42)	74	81			

GOALTENDERS

	GP	MP	GF	GA	ENG	SO	AVG	SHOTS	SPCT.	W-L-T
Barrasso (P)	3	178:13	8	14	0	0	4.71	81	.827	0-3-0
PITTSBURGH TOTAL	3	180:00	8	14	0	0	4.67	81	.827	0-3-0
Hrudey (LA)	3	180:00	14	8	0	0	2.67	107	.925	3-0-0
LOS ANGELES TOTAL	3	180:00	14	8	0	0	2.67	107	.925	3-0-0

POWER PLAY GOALS:

PITTSBURGH (3 for 18) - Recchi (2) & Tocchet
 LOS ANGELES (1 for 8) - Gretzky

SHORT-HANDED GOALS:

LOS ANGELES (2) - Huddy & Gretzky

All-Time vs KINGS

	GP	W	L	T	PTS	GF	GA
Pittsburgh Home	62	35	19	8	78	235	198
Pittsburgh Away	60	14	38	8	36	155	232
1967-1992 TOTAL	122	49	57	16	114	390	430

Dave Taylor is entering his 16th season with the Kings in the 1992-93 season...Luc Robitaille has scored 40 or more goals in all six of his NHL seasons...The Kings tied their franchise record with an eight-game winning streak from February 23-March 9, 1992.



BOB GAINEY

MINNESOTA NORTH STARS



MIKE MODANO

Location: 7901 Cedar Avenue S., Bloomington, MN 55425
Founded: 1967
Owner/Governor: Norman Green
General Manager and Head Coach: Bob Gainey
NHL Career Record (Seasons): 59-81-20 (2)
Assistant Coach: Doug Jarvis
Director of Communications/Media Relations: Joan St. Peter
Trainer: Dave Surprenant
Arena (Capacity): Met Center (15,174)
General Office Phone: (612) 853-9333
Press Box Phone: (612) 853-9388/9389
FAX Phone: (612) 853-9428
Starting Times of Games: 7:05, Mat.-1:05
Team Colors: Black, Gold, Green and White
Radio: KSTP 1500 AM
Commercial TV: KMSP, Channel 9
Cable TV: Midwest SportsChannel (Satellite Coordinates — vary)
All-Time NHL Record: 722-932-324
1991-92 Record: 32-42-6
1991-92 Finish: 4th (Norris Division)
1992 Playoff Record: Lost, Detroit, 4-3, Norris Division Semi-Finals
1991-92 Top Scorer: Mike Modano (33-44-77)
Stanley Cup Titles: None

All-Time Minnesota Scorer vs. Pittsburgh: Bill Goldsworthy (54 gp, 23-22-45)
All-Time Pittsburgh Scorer vs. Minnesota: Rick Kehoe (36 gp, 19-27-46)
Longest Minnesota Win Streak vs. Pittsburgh: 4, Oct. 28, 1971 - Feb. 20, 1972; Jan. 12, 1983 - Dec. 1, 1983
Longest Pittsburgh Win Streak vs. Minnesota: 8, Oct. 15, 1985 - Mar. 1, 1988
Longest Minnesota Undefeated Streak vs. Pittsburgh: 7, Feb. 3, 1982 - Dec. 1, 1983 (6-0-1)
Longest Pittsburgh Undefeated Streak vs. Minnesota: 8, Oct. 15, 1985 - Mar. 1, 1988 (8-0-0)
Last Pittsburgh Win at Home: Oct. 31, 1991 (8-1)
Last Minnesota Win at Home: Feb. 15, 1992 (5-2)
Last Pittsburgh Win at Minnesota: Nov. 9, 1991 (3-2)
Last Minnesota Win at Pittsburgh: Mar. 17, 1990 (8-2)
Most Goals by Pittsburgh vs. Minnesota: 9, Jan. 12, 1989 (P, 9-2)
Most Goals by Minnesota vs. Pittsburgh: 10, Mar. 7, 1973 (M, 10-4)
Most Goals by Both Teams: 15, Dec. 21, 1974 (M, 8-7); Feb. 3, 1982 (M, 9-6)
Last Pittsburgh Shutout vs. Minnesota: Feb. 4, 1988 (1-0) — Frank Pietrangelo
Last Minnesota Shutout vs. Pittsburgh: Jan. 12, 1983 (7-0) — Markus Mattsson
Last Pittsburgh Hat Trick vs. Minnesota: Mar. 4, 1990 — Rob Brown
Last Minnesota Hat Trick vs. Pittsburgh: Mar. 17, 1990 — Mike Modano
Last Pittsburgh Trade with Minnesota: Dec. 11, 1991, Larry Murphy and Peter Taglianetti to Pittsburgh for Chris Dahlquist and Jim Johnson
Overtime Record vs. Pittsburgh: 0-1-1

Penguins' Record by Decades vs. Minnesota: 1960s (11-6-4); 1970s (23-21-4); 1980s (14-16-2); 1990s (5-3-0).

PITTSBURGH PENGUINS vs. MINNESOTA NORTH STARS							REGULAR SEASON						
YEAR	GP	W	L	T	GF	GA	YEAR	GP	W	L	T	GF	GA
1967-68	10	4	3	3	33	29	1979-80	4	1	3	0	12	15
1968-69	8	5	3	0	25	15	1980-81	4	1	3	0	13	18
1969-70	8	5	2	1	33	27	1981-82	3	1	2	0	14	15
1970-71	6	1	3	2	12	13	1982-83	3	0	2	1	8	16
1971-72	6	2	4	0	11	17	1983-84	3	1	2	0	12	12
1972-73	5	2	3	0	18	21	1984-85	3	1	2	0	10	10
1973-74	5	2	2	1	17	20	1985-86	3	3	0	0	10	7
1974-75	4	3	1	0	21	14	1986-87	3	3	0	0	16	7
1975-76	4	2	1	1	15	10	1987-88	3	2	1	0	12	9
1976-77	4	3	1	0	17	9	1988-89	3	1	2	0	12	11
1977-78	4	2	2	0	18	17	1989-90	3	1	1	1	14	16
1978-79	4	3	1	0	19	11	1990-91	3	2	1	0	11	10
							1991-92	3	2	1	0	13	8

TOTAL 109 53 46 10 396 357
1991-92 SEASON NOTES—(Oct. 31, M-1 at P-8): Pittsburgh scores eight unanswered goals to blow out the North Stars. Mario Lemieux and Kevin Stevens score twice, while Bob Errey scores on a penalty shot in the third period. (Nov. 9, P-3 at M-2): The Penguins rally from a 2-0 deficit with three third period goals for their second consecutive road victory. Jiri Hrdina scores the game-winner at 17:21 of the final stanza. (Feb. 15, P-2 at M-5): The Penguins lose their fourth in a row and seventh of their last nine as Ulf Dahlén scores his 30th goal and adds two assists in the

North Stars victory.

THIS YEAR'S SCHEDULE

Nov. 10 at Minnesota 8:05*
 Jan. 7 at Pittsburgh 7:35
 *Pittsburgh time



PITTSBURGH VS MINNESOTA



1991-92	GP	W	L	T	PTS	GF	GA	PPG	SHG	PEN	PIM
PITTSBURGH	3	2	1	0	4	13	8	2-14	1	24	67
MINNESOTA	3	1	2	0	2	8	13	2-19	0	19	49

AT PITTSBURGH (1-0-0)

Oct. 31 Minnesota 1 (Wakaluk) at PITTSBURGH 8 (PIETRANGELO)

Nov. 9 PITTSBURGH 3 (YOUNG) at Minnesota 2 (Casey)

Feb. 15 Pittsburgh 2 (Barrasso) at MINNESOTA 5 (WAKALUK)

Young replaced Pietrangelo at 24:40 on Nov. 9th

AT MINNESOTA (1-1-0)

WG - Recchi

WG - Hrdina

WG - Dahlien

GOALS & SHOTS BY PERIODS:

	1ST	2ND	3RD	OVT	TOTAL
PITTSBURGH	3-30	2-37	8-32	—	13-99
MINNESOTA	2-32	2-25	4-24	—	8-81

PITTSBURGH	GP	G	A	PTS	PIM	SOG	+/-	MINNESOTA	GP	G	A	PTS	PIM	SOG	+/-
Stevens	3	3	4	7	4	14	+4	Dahlien	3	1	3	4	0	8	-1
Lemieux	3	3	2	5	4	11	+1	Elik	2	1	2	3	2	3	-1
Mullen	3	1	3	4	0	9	+2	Bellows	3	0	3	3	2	9	+1
Recchi	3	1	3	4	0	7	+3	Brotten	3	0	3	3	2	6	E
Murphy	3	2	1	3	4	11	+4	Modano	2	2	0	2	2	7	+1
Jagr	2	1	2	3	2	7	+2	Duchesne	2	1	0	1	0	5	+1
Coffey	3	0	3	3	20	9	+3	Hatcher	2	1	0	1	0	4	-1
Roberts	3	0	2	2	2	1	+1	B.Smith	2	1	0	1	0	5	-4
Errey	2	1	0	1	2	4	E	Gagner	3	1	0	1	2	9	+1
Hrdina	2	1	0	1	0	2	+1	Tinordi	1	0	1	1	2	3	+2
Jennings	3	0	1	1	8	2	E	Craig	3	0	1	1	4	3	-1
Trottier	3	0	1	1	0	4	+1	Casey	1	0	0	0	0	0	-
Barrasso	1	0	0	0	0	0	-	Shaw	1	0	0	0	2	0	E
U.Samuelsson	1	0	0	0	0	1	-1	Wakaluk	1	0	0	0	2	0	-
Young	1	0	0	0	0	0	-	Bureau	2	0	0	0	0	1	-1
Bourque	2	0	0	0	0	1	E	Dahlquist	2	0	0	0	2	0	-1
Francis	2	0	0	0	0	4	+2	Gavin	2	0	0	0	2	3	-2
Leach	2	0	0	0	0	2	-1	Glynn	2	0	0	0	2	2	-4
Paek	2	0	0	0	2	2	+1	McRae	2	0	0	0	6	2	-1
Pietrangelo	2	0	0	0	0	0	-	Pederson	2	0	0	0	0	1	+2
Priestlay	2	0	0	0	2	0	E	Propp	2	0	0	0	0	3	-1
Stanton	2	0	0	0	2	1	+1	Ramage	2	0	0	0	2	0	+1
Taglianetti	2	0	0	0	2	2	-1	D.Smith	2	0	0	0	15	1	-2
Caufield	3	0	0	0	7	2	E	Churfa	3	0	0	0	0	1	-3
Loney	3	0	0	0	6	3	-2	Johnson	3	0	0	0	0	3	-2
								Ludwig	3	0	0	0	0	2	-3
TOTAL	3	(13-22-35)	67	99				TOTAL	3	(8-13-21)	49	81			

GOALTENDERS

	GP	MP	GF	GA	ENG	SO	AVG	SAVES	SPCT.	W-L-T
Pietrangelo (P)	2	84:40	8	2	0	0	1.42	34	.941	1-0-0
Young (P)	1	35:20	3	1	0	0	1.70	14	.929	1-0-0
Barrasso (P)	1	60:00	2	5	0	0	5.00	33	.848	0-1-0
PITTSBURGH TOTAL	3	180:00	13	8	0	0	2.67	81	.901	2-1-0
Casey (M)	1	58:18	2	3	0	0	3.09	32	.906	0-1-0
Wakaluk (M)	2	120:00	6	10	0	0	5.00	67	.851	1-1-0
MINNESOTA TOTAL	3	180:00	8	13	0	0	4.33	99	.838	1-2-0

POWER PLAY GOALS:

PITTSBURGH (2 for 14) - Lemieux & Stevens

MINNESOTA (2 for 19) - Gagner & Elik

SHORT-HANDED GOALS:

PITTSBURGH (1) - Murphy

All-Time vs NORTH STARS

	GP	W	L	T	PTS	GF	GA
Pittsburgh Home	54	34	15	5	73	210	143
Pittsburgh Away	55	19	31	5	43	186	214
1967-1992 TOTAL	109	53	46	10	116	396	357

Four players (Mike Modano, Brian Bellows, Ulf Dahlien and Dave Gagner) scored 30 or more goals in the 1991-92 season...Minnesota played eight overtime games in 1991-92, least in the NHL....The 1992-93 season will be the North Stars' 26th as a franchise.

MONTREAL CANADIENS



JACQUES DEMERS



KIRK MULLER

Location: 2313 St. Catherine St. W., Montreal, Que. H3H 1N2
 Founded: 1909
 President: Ronald Corey
 Managing Director: Serge Savard
 Head Coach: Jacques Demers
 NHL Career Record (Seasons): 268-286-86 (8)
 Assistant Coaches: Jacques Laperriere and Charles Thiffault
 Public Relations Director: Claude Mouton
 Media Relations Director: Michele Lapointe
 Trainer: Gaetan Lefebvre
 Arena (Capacity): Montreal Forum (17,909)
 General Office Phone: (514) 932-2582
 Press Box Phone: (514) 989-2872
 FAX Phone: (514) 932-8285
 Starting Times of Games: WN-7:35; Sat-8:05; Sun-7:05;
 Mat-1:05
 Team Colors: Red, White and Blue
 Radio: CBF 690 AM, CJAD 800 AM
 Commercial TV: CBC, CFMT and CBFT
 Cable TV: RDS
 (Satellite Coordinates — vary)
 All-Time NHL Record: 2432-1443-717
 1991-92 Record: 41-28-11
 1991-92 Finish: 1st (Adams Division)
 1992 Playoff Record: Won, Hartford, 4-3, Adams Division
 Semi-Finals: Lost, Boston, 4-0, Adams Division Finals
 1991-92 Top Scorer: Kirk Muller (36-41-77)
 Stanley Cup Titles: 23 (1916, 1924, 1930-31, 1944, 1946,
 1953, 1956-60, 1965-66, 1968-69, 1971, 1973, 1976-79 and
 1986)

All-Time Montreal Scorer vs. Pittsburgh:
 Guy Lafleur (61 gp, 44-53-97)
 All-Time Pittsburgh Scorer vs. Montreal:
 Jean Pronovost (56 gp, 22-19-41)
 Longest Montreal Win Streak vs. Pittsburgh:
 10, Apr. 2, 1975 - Dec. 4, 1976
 Longest Pittsburgh Win Streak vs. Montreal:
 3, Jan. 23, 1988 - Oct. 29, 1988
 Longest Montreal Undefeated Streak vs. Pittsburgh:
 18, Jan. 13, 1972 - Jan. 26, 1975 (15-0-3)
 Longest Pittsburgh Undefeated Streak vs. Montreal:
 3, Jan. 23, 1988 - Oct. 29, 1988 (3-0-0)
 Last Pittsburgh Win at Home: Mar. 28, 1992 (6-3)
 Last Montreal Win at Home: Feb. 22, 1992 (2-1)
 Last Pittsburgh Win at Montreal: Oct. 25, 1988 (5-4)
 Last Montreal Win at Pittsburgh: Oct. 23, 1990 (5-4)
 Most Goals by Pittsburgh vs. Montreal:
 7, Jan. 15, 1983 (M, 8-7)
 Most Goals by Montreal vs. Pittsburgh:
 12, Feb. 22, 1979 (M, 12-0)
 Most Goals by Both Teams: 15, Jan. 15, 1983 (M, 8-7)
 Last Pittsburgh Shutout vs. Montreal:
 Mar. 3, 1971 (4-0) — Les Binkley
 Last Montreal Shutout vs. Pittsburgh:
 Feb. 22, 1979 (12-0) — Michel Larocque
 Last Pittsburgh Hat Trick vs. Montreal:
 Dec. 22, 1986 — Craig Simpson
 Last Montreal Hat Trick vs. Pittsburgh:
 Mar. 18, 1969 — Mats Naslund
 Last Pittsburgh Trade with Montreal: Dec. 23, 1987,
 Perry Garchar to Pittsburgh for Future Considerations
 Overtime Record vs. Pittsburgh: 0-2-4

Penguins' Record by Decades vs. Montreal: 1960s (2-10-1); 1970s (7-43-9); 1980s (11-18-3);
 1990s (1-5-1).

PITTSBURGH PENGUINS vs. MONTREAL CANADIENS													
REGULAR SEASON													
YEAR	GP	W	L	T	GF	GA	YEAR	GP	W	L	T	GF	GA
1967-68	4	0	4	0	11	16	1960-81	4	2	2	0	10	11
1968-69	6	1	4	1	16	21	1961-82	3	1	2	0	9	14
1969-70	6	2	4	0	15	19	1962-83	3	1	2	0	11	15
1970-71	6	1	3	2	13	20	1963-84	3	0	2	1	6	11
1971-72	6	1	4	1	16	25	1964-85	3	1	2	0	11	13
1972-73	5	0	5	0	12	29	1965-86	3	0	2	1	10	13
1973-74	5	0	4	1	10	21	1966-87	3	1	1	1	11	11
1974-75	6	1	4	1	15	28	1967-88	3	2	1	0	11	8
1975-76	6	0	6	0	19	35	1968-89	3	1	2	0	8	16
1976-77	6	0	4	2	11	34	1969-90	3	1	2	0	4	17
1977-78	6	1	5	0	19	35	1990-91	3	0	2	1	11	15
1978-79	8	2	5	1	19	38	1991-92	3	1	2	0	8	9
1979-80	4	1	2	1	14	22	TOTAL	111	21	76	14	300	496

1991-92 SEASON NOTES—(Oct. 26, P-1 at M-4): Pittsburgh manages only 16 shots on Patrick Roy as the Montreal special teams take their toll on the Penguins. The Canadiens score two power play goals and one short-handed goal en route to the victory. (Feb. 22, P-1 at M-2): Patrick Roy makes 25 saves as the Penguins remain winless on the road in six games. Patrice Brisebois scores the game-winner at 4:58 of the second period while the Penguins manage only four shots on goal in the third. (Mar. 26, M-3 at P-6): The Penguins chase Patrick Roy out of the net at 2:28 of the second period after four consecutive goals. Rick Tocchet has a goal and two assists in the win as the Penguins clinch a berth in the Stanley Cup Playoffs, eliminating the New York Islanders from contention.

THIS YEAR'S SCHEDULE

Oct. 10	at Montreal	8:05
Oct. 15	at Pittsburgh	7:35
Apr. 7	at Pittsburgh	7:35



PITTSBURGH VS MONTREAL



1991-92	GP	W	L	T	PTS	GF	GA	PPG	SHG	PEN	PIM
PITTSBURGH	3	1	2	0	2	8	9	0-10	1	23	60
MONTREAL	3	2	1	0	4	9	8	3-14	1	18	41

AT PITTSBURGH (1-0-0)

Oct. 26 Pittsburgh 1 (Barrasso) at MONTREAL 4 (ROY)
 Feb. 22 Pittsburgh 1 (Barrasso) at MONTREAL 2 (ROY)
 Mar. 28 Montreal 3 (Roy) at PITTSBURGH 6 (WREGGET)
 Racicot replaced Roy at 22:28 on Mar. 28th

AT MONTREAL (0-2-0)

WG - Muller
 WG - Brisebois
 WG - Bourque

GOALS & SHOTS BY PERIODS	1ST	2ND	3RD	OVT	TOTAL
PITTSBURGH	2-24	5-30	1-13	—	8-67
MONTREAL	2-25	4-32	3-27	—	9-84

PITTSBURGH	GP	G	A	PTS	PIM	SOG	+/-	MONTREAL	GP	G	A	PTS	PIM	SOG	+/-
Tocchet	2	1	3	4	0	6	+3	Schneider	3	2	1	3	2	6	-1
Bourque	3	2	0	2	0	3	E	Corson	3	1	2	3	0	10	+2
Lemieux	2	1	1	2	0	7	E	Brisebois	2	1	1	2	2	3	E
Stevens	3	1	1	2	8	11	E	Courtnall	2	0	2	2	0	6	+1
Jennings	1	0	2	2	0	1	+5	Turgeon	2	1	0	1	2	5	-3
Hrdina	2	1	0	1	2	1	+1	Desjardins	3	1	0	1	2	2	-3
Loney	3	1	0	1	4	4	E	Muller	3	1	0	1	13	6	-3
Trottier	3	1	0	1	4	8	E	Savard	3	1	0	1	2	5	+1
McEachern	1	0	1	1	0	0	+1	Skrudland	3	1	0	1	0	6	-2
K.Samuelsson	2	0	1	1	4	3	E	LeClair	2	0	1	1	0	0	-1
Francis	3	0	1	1	2	3	E	Carbonneau	3	0	1	1	0	2	-1
Jagr	3	0	1	1	0	5	+1	LeBeau	3	0	1	1	0	6	+1
Murphy	3	0	1	1	2	3	-1	Lefebvre	3	0	1	1	0	5	+6
Coffey	1	0	0	0	0	1	E	Odelein	3	0	1	1	0	1	-1
Recchi	1	0	0	0	0	0	E	Ewen	1	0	0	0	2	0	+1
Stanton	1	0	0	0	2	0	+2	Haller	1	0	0	0	2	3	-1
Taglianetti	1	0	0	0	0	1	E	Racicot	1	0	0	0	0	0	-
Wregget	1	0	0	0	0	0	-	Svoboda	1	0	0	0	0	1	+1
Barrasso	2	0	0	0	0	0	-	Dionne	2	0	0	0	0	3	-1
Chychrun	2	0	0	0	0	0	E	Daigneault	2	0	0	0	2	3	-1
Errey	2	0	0	0	15	1	+1	Gilchrist	3	0	0	0	2	3	+1
Mullen	2	0	0	0	0	4	-2	Keane	3	0	0	0	2	2	-3
Paek	2	0	0	0	0	0	E	McPhee	3	0	0	0	8	6	E
Priestlay	2	0	0	0	0	1	E	Roy	3	0	0	0	0	0	-
Caufield	3	0	0	0	0	1	E								
Roberts	3	0	0	0	2	0	E								
U.Samuelsson	3	0	0	0	15	3	-2								
TOTAL	3		(8-12-20)	60	67			TOTAL	3		(9-11-20)	41	84		

GOALTENDERS	GP	MP	GF	GA	ENG	SO	AVG	SHOTS	SPCT.	W-L-T
Wregget (P)	1	60:00	6	3	0	0	3.00	31	.903	1-0-0
Barrasso (P)	2	119:44	2	6	0	0	3.01	53	.887	0-2-0
PITTSBURGH TOTAL	3	180:00	8	9	0	0	3.00	84	.893	1-2-0
Roy (M)	3	142:28	6	6	0	0	2.53	51	.882	2-1-0
Racicot (M)	1	37:32	3	2	0	0	3.20	16	.875	0-0-0
MONTREAL TOTAL	3	180:00	9	8	0	0	2.67	67	.881	2-1-0

POWER PLAY GOALS: PITTSBURGH (0 for 10) - None
 MONTREAL (3 for 14) - Muller, Desjardins & Turgeon


SHORT-HANDED GOALS: PITTSBURGH (1) - Trottier
 MONTREAL (1) - Savard

All-Time vs CANADIENS	GP	W	L	T	PTS	GF	GA
Pittsburgh Home	55	17	29	9	43	165	207
Pittsburgh Road	56	4	47	5	13	135	289
1967-1992 TOTAL	111	21	76	14	56	300	496

The Canadiens have not had a 100-point scorer since Mats Maslund scored 110 in 1985-86...Montreal's 60 wins and 132 points in 1976-77 are an NHL record...Patrick Roy won the Vezina Trophy in 1991-92, the 27th time a Canadian goaltender has won the award.



HERB BROOKS



CLAUDE LEMIEUX

Location: P.O. Box 504, East Rutherford, NJ 07073
 Founded: 1974 (Kansas City)
 Chairman: John J. McMullen
 President and General Manager: Lou Lamoriello
 Head Coach: Herb Brooks
 NHL Career Record (Seasons): 150-161-54 (5)
 Assistant Coaches: Robbie Ftorek and Doug Sullivan
 Goaltending Coach: Warren Strelow
 Director Public/Media Relations: David Freed
 Assistant Media Relations Director: Mike Levine
 Trainer: Ted Schuch
 Arena (Capacity): Byrne Meadowlands Arena (19,040)
 General Office Phone: (201) 935-6050
 Press Box Phone: (201) 460-4266
 FAX Phone: (201) 935-2127
 Starting Times of Games: 7:35; Mat.: 2:05
 Team Colors: Red, Black and White
 Radio: WABC 770 AM
 Commercial TV: None
 Cable TV: SportsChannel New York
 (Satellite Coordinates -- F4-7 or F4-11)
 All-Time NHL Record: 425-814-201
 1991-92 Record: 38-31-11
 1991-92 Finish: 4th (Patrick Division)
 1992 Playoff Record: Lost, New York Rangers, 4-3,
 Patrick Division Semi-Finals
 1991-92 Top Scorer: Claude Lemieux (41-27-68)
 Stanley Cup Titles: None

All-Time New Jersey Scorer vs. Pittsburgh:
 Kirk Muller (49 gp, 17-38-55)
 All-Time Pittsburgh Scorer vs. New Jersey:
 Mario Lemieux (44 gp, 30-56-86)
 Longest New Jersey Win Streak vs. Pittsburgh:
 5, Dec. 23, 1987 - Oct. 21, 1988
 Longest Pittsburgh Win Streak vs. New Jersey:
 5, Feb. 22, 1981 - Mar. 21, 1982
 Longest New Jersey Undeclared Streak vs. Pittsburgh:
 7, Dec. 23, 1987 - Dec. 23, 1988 (5-0-2)
 Longest Pittsburgh Undeclared Streak vs. New Jersey:
 6, Feb. 22, 1981 - Oct. 5, 1982 (5-0-1);
 Jan. 6, 1986 - Oct. 18, 1986 (5-0-1)
 Last Pittsburgh Win at Home: Nov. 27, 1991 (8-4)
 Last New Jersey Win at Home: Apr. 13, 1992 (5-1)
 Last Pittsburgh Win at New Jersey: Dec. 13, 1991 (4-3)
 Last New Jersey Win at Pittsburgh: Dec. 31, 1991 (7-4)
 Most Goals by Pittsburgh vs. New Jersey:
 9, Dec. 13, 1990 (P, 9-5)
 Most Goals by New Jersey vs. Pittsburgh:
 8, Oct. 29, 1966 (NJ, 8-6)
 Most Goals by Both Teams: 14, Oct. 29, 1986 (NJ, 8-6);
 Dec. 31, 1988 (P, 8-6); Dec. 13, 1990 (P, 9-5)
 Last Pittsburgh Shutout vs. New Jersey:
 Feb. 8, 1986 (4-0) — Roberto Romano
 Last New Jersey Shutout vs. Pittsburgh:
 Jan. 2, 1992 (4-0) — Craig Billington
 Last Pittsburgh Hat Trick vs. New Jersey:
 Mar. 25, 1989 — Mario Lemieux
 Last New Jersey Hat Trick vs. Pittsburgh:
 Jan. 28, 1988 — John MacLean
 Last Pittsburgh Trade with New Jersey: None
 Overtime Record vs. Pittsburgh: 0-1-4

Penguins' Record by Decades vs. New Jersey: 1970s (13-5-4); 1980s (26-28-7); 1990s (7-11-0).

PITTSBURGH PENGUINS vs. NEW JERSEY DEVILS													
REGULAR SEASON													
YEAR	GP	W	L	T	GF	GA	YEAR	GP	W	L	T	GF	GA
1974-75	4	2	0	2	19	14	1984-85	7	2	5	0	25	34
1975-76	4	2	1	1	18	10	1985-86	7	4	2	1	28	22
1976-77	4	2	2	0	11	11	1986-87	7	3	4	0	34	31
1977-78	4	2	1	1	14	13	1987-88	7	1	6	0	21	38
1978-79	4	3	1	0	21	13	1988-89	7	4	1	2	29	24
1979-80	4	2	2	0	10	15	1989-90	7	2	4	1	22	29
1980-81	4	3	1	0	20	13	1990-91	7	4	3	0	37	31
1981-82	3	3	0	0	17	5	1991-92	7	2	5	0	20	31
1982-83	7	1	3	3	23	26	TOTAL	101	46	44	11	397	387
1983-84	7	4	3	0	28	27							

1991-92 SEASON NOTES—(Oct. 12, P-1 at NJ-4): The Devils outshoot the Penguins, 32-17, as Claude Lemieux's goal and two assists lead the Devils. (Oct. 24, NJ-4 at P-2): The Penguins score first, but the Devils answer with three in a row for their fourth consecutive regular season win over the Penguins. (Nov. 27, NJ-4 at P-8): The Penguins honor the memory of their late coach Bob Johnson in a candlelight ceremony. Pittsburgh squanders a three goal lead but outscores New Jersey 4-1 in the third for the rout. Paul Coffey's goal and three assists pace the Penguins. (Dec. 13, P-4 at NJ-3): Joe Mullen scores with 36 seconds left after the Devils tied it with the goalie off for the extra attacker. (Dec. 31, NJ-7 at P-4): New Jersey snaps Pittsburgh's four-game winning streak as Scott Stevens scores twice and sets up another. (Jan. 2, P-0 at NJ-4): The Devils win the second end of the home and home as Craig Billington stops 16 shots to blank the Penguins. (Apr. 5, P-1 at NJ-5): The Devils jump to a 3-0 lead in the first game after the players' strike and coast to the victory, overtaking the Penguins for third place in the Patrick Division.

THIS YEAR'S SCHEDULE

Oct. 24	at New Jersey	7:35
Nov. 20	at New Jersey	7:35
Nov. 21	at Pittsburgh	7:35
Dec. 11	at New Jersey	7:35
Dec. 12	at Pittsburgh	7:35
Feb. 23	at Pittsburgh	7:35
Apr. 4	at New Jersey	7:35
Apr. 14	at New Jersey	7:35
Apr. 15	at Pittsburgh	7:35



PITTSBURGH VS NEW JERSEY



	GP	W	L	T	PTS	GF	GA	PPG	SHG	PEN	PIM
1991-92											
PITTSBURGH	7	2	5	0	4	20	31	5-30	1	73	193
NEW JERSEY	7	5	2	0	10	31	20	8-41	1	64	167

AT PITTSBURGH (1-2-0)

Oct. 12 Pittsburgh 1 (Barrasso) at NEW JERSEY 4 (TERRERI)
 Oct. 24 NEW JERSEY 4 (TERRERI) at Pittsburgh 2 (Barrasso)
 Nov. 27 New Jersey 4 (TERRERI) at PITTSBURGH 8 (BARRASSO)
 Dec. 13 PITTSBURGH 4 (YOUNG) at New Jersey 3 (Billington)
 Dec. 31 NEW JERSEY 7 (BILLINGTON) at Pittsburgh 4 (Young)
 Jan. 2 Pittsburgh 0 (Barrasso) at NEW JERSEY 4 (BILLINGTON)
 Apr. 13 Pittsburgh 1 (Barrasso) at NEW JERSEY 5 (TERRERI)

AT NEW JERSEY (1-3-0)

WG - Richer
 WG - Todd
 WG - Jennings
 WG - Mullen
 WG - Boschman
 WG - C. Lemieux
 WG - Stastny

GOALS & SHOTS BY PERIODS:

	1ST	2ND	3RD	OVT	TOTAL
PITTSBURGH	8-53	5-53	7-61	—	20-167
NEW JERSEY	8-89	12-85	11-76	—	31-250

PITTSBURGH	GP	G	A	PTS	PIM	SOG	+/-	NEW JERSEY	GP	G	A	PTS	PIM	SOG	+/-
M. Lemieux	6	2	8	10	14	9	E	Stastny	7	5	7	12	2	21	+5
Coffey	6	3	6	9	4	21	+1	C. Lemieux	7	4	4	8	6	32	+5
Mullen	7	2	5	7	0	13	+3	S. Stevens	7	4	3	7	12	19	+8
Murphy	7	1	4	5	6	16	-3	Richer	6	3	4	7	4	20	+3
K. Stevens	7	1	4	5	26	23	-4	Weinrich	7	1	5	6	15	13	-4
Francis	5	3	1	4	2	10	-4	Zelepukin	3	3	2	5	2	10	+5
Recchi	6	2	2	4	8	17	-6	Vilgrain	7	3	2	5	14	10	+5
Bourque	7	1	2	3	4	5	+1	Todd	7	2	3	5	6	13	+4
Roberts	7	0	3	3	19	1	-1	Kasatonov	6	1	3	4	2	11	+2
Errey	7	1	1	2	6	5	-3	Driver	7	0	4	4	6	21	+1
Leach	2	1	0	1	0	2	E	Maley	6	1	2	3	8	4	+1
Priestlay	3	1	0	1	0	1	E	Boschman	7	1	2	3	6	10	-2
Jennings	5	1	0	1	21	2	-2	Chorske	7	1	1	2	6	13	E
Jagr	7	1	0	1	2	16	-3	Daneyko	7	0	2	2	9	5	-1
Taglianetti	2	0	1	1	4	1	+1	Ciger	1	1	0	1	0	2	+1
Chychrun	1	0	0	0	0	0	-2	Barr	3	1	0	1	2	5	-1
McEachern	1	0	0	0	0	0	E	Albelin	1	0	1	1	0	1	+1
Mulvena	1	0	0	0	2	0	-1	Sernak	1	0	1	1	0	1	+2
Tocchet	1	0	0	0	0	2	E	Morris	1	0	1	1	2	0	E
Young	2	0	0	0	0	0	-	Brown	6	0	1	1	0	18	-3
Caufield	4	0	0	0	8	1	-4	Fetisov	7	0	1	1	35	7	+2
Hrdina	4	0	0	0	0	1	-2	McKay	7	0	1	1	22	7	+1
Trottier	4	0	0	0	4	4	-2	Billington	3	0	0	0	0	0	-
Barrasso	5	0	0	0	0	0	-	Brady	1	0	0	0	0	0	E
Paek	6	0	0	0	0	2	E	Poddubny	1	0	0	0	0	0	E
U. Samuelsson	6	0	0	0	32	4	-5	Sundstrom	1	0	0	0	0	1	E
Stanton	6	0	0	0	12	5	-4	TERRERI	4	0	0	0	0	0	-
Loney	7	0	0	0	15	6	-2	Conacher	5	0	0	0	6	6	-3
Bench					4			Bench					2		
TOTAL	7	(20-37-57)	193	167				TOTAL	7	(31-50-81)	167	250			

GOALTENDERS

	GP	MP	GF	GA	ENG	SO	AVG	SHOTS	SPCT.	W-L-T
Barrasso (P)	5	296:27	12	20	1	0	4.05	174	.885	1-4-0
Young (P)	2	118:59	8	9	1	0	4.54	74	.878	1-1-0
PITTSBURGH TOTAL	7	420:00	20	31	2	0	4.43	250	.876	2-5-0
Billington (NJ)	3	189:01	14	8	0	1	2.54	70	.886	2-1-0
TERRERI (NJ)	4	240:00	17	12	0	0	3.00	97	.876	3-1-0
NEW JERSEY TOTAL	7	420:00	31	20	0	1	2.88	167	.880	5-2-0

POWER PLAY GOALS:

PITTSBURGH (5 for 30) - Coffey, Recchi, Murphy, Francis & Lemieux
 NEW JERSEY (8 for 41) - Stastny (2), Richer, Maley, Lemieux, Weinrich, Zelepukin & S. Stevens

SHORT-HANDED GOALS:

PITTSBURGH (1) - Lemieux
 NEW JERSEY (1) - Barr

All-Time vs DEVILS

	GP	W	L	T	PTS	GF	GA
Pittsburgh Home	51	30	18	3	63	224	189
Pittsburgh Away	50	16	26	8	40	173	198
1974-1992 TOTAL	101	46	44	11	103	397	387

This is the Devils 19th season overall, 11th in New Jersey...New Jersey scored 15 short-handed goals in 1991-92...Kevin Todd's 63 points (21-42) broke Barry Beck's franchise record for most points by a rookie in a season.

NEW YORK ISLANDERS



AL ARBOUR



PIERRE TURGEON

Location: Nassau Coliseum, Uniondale, NY 11553
Founded: 1972
General Manager: Don Maloney
Head Coach: Al Arbour
NHL Career Record (Seasons): 705-504-229 (20)
Assistant Coaches: Lorne Henning and Rick Green
Director of Media Relations: Greg Bouris
Assistant Publicity Director: Cathy Schutte
Trainer: Ed Tyburski
Arena (Capacity): Nassau Coliseum (16,297)
General Office Phone: (516) 794-4100
Press Box Phone: (516) 542-9335
FAX Phone: (516) 542-9348
Starting Times of Games: AN-7:35 except 2/20 (2:05) and 3/13 & 3/14 (5:05)
Team Colors: Blue, Orange and White
Radio: WPAT 930 AM; WGBB 1240 AM
Commercial TV: None
Cable TV: SportsChannel New York (Satellite Coordinates — vary)
All-Time NHL Record: 756-606-234
1991-92 Record: 34-35-11
1991-92 Finish: 5th (Patrick Division)
1992 Playoff Record: Did Not Make Playoffs
1991-92 Top Scorer: Pierre Turgeon (40-55-95)
Stanley Cup Titles: Four (1980, 1981, 1982 and 1983)

All-Time Islanders Scorer vs. Pittsburgh:
 Bryan Trottier (82 gp, 47-58-105)
All-Time Pittsburgh Scorer vs. Islanders:
 Mario Lemieux (46 gp, 33-54-87)
Longest Islanders Win Streak vs. Pittsburgh:
 6, Dec. 20, 1963 - Nov. 10, 1984
Longest Pittsburgh Win Streak vs. Islanders:
 4, Dec. 3, 1986 - Jan. 10, 1989
Longest Islanders Undeclared Streak vs. Pittsburgh:
 9, Feb. 1, 1986 - Mar. 10, 1987 (7-0-2)
Longest Pittsburgh Undeclared Streak vs. Islanders:
 9, Oct. 17, 1972 - Mar. 20, 1974 (6-0-3)
Last Pittsburgh Win at Home: Mar. 12, 1992 (6-4)
Last Islanders Win at Home: Feb. 16, 1991 (4-3)
Last Pittsburgh Win at Islanders: Jan. 25, 1992 (5-3)
Last Islanders Win at Pittsburgh: Jan. 30, 1992 (8-5)
Most Goals by Pittsburgh vs. Islanders:
 9, Dec. 13, 1972 (P, 9-1)
Most Goals by Islanders vs. Pittsburgh:
 11, Dec. 20, 1983 (NY, 11-3)
Most Goals by Both Teams: 15, Feb. 6, 1990 (NY, 8-7)
Last Pittsburgh Shutout vs. Islanders:
 Mar. 2, 1980 (0-0) — Rob Holland
Last Islanders Shutout vs. Pittsburgh:
 Jan. 9, 1986 (9-0) — Kelly Hrudey
Last Pittsburgh Hat Trick vs. Islanders:
 Dec. 23, 1991 — Joe Mullen (4)
Last Islanders Hat Trick vs. Pittsburgh:
 Oct. 15, 1991 — Derek King
Last Pittsburgh Trade with Islanders: None
Overtime Record vs. Pittsburgh: 3-2-7

Penguins' Record by Decades vs. New York Islanders: 1970s (12-10-10); 1980s (21-38-7); 1990s (11-5-2).

PITTSBURGH PENGUINS vs. NEW YORK ISLANDERS													
REGULAR SEASON													
YEAR	GP	W	L	T	GF	GA	YEAR	GP	W	L	T	GF	GA
1972-73	5	4	0	1	22	4	1983-84	7	1	6	0	26	38
1973-74	5	2	1	2	9	8	1984-85	7	2	5	0	20	30
1974-75	4	2	2	0	15	10	1985-86	7	1	5	1	21	38
1975-76	4	1	2	1	15	21	1986-87	7	0	5	2	19	29
1976-77	4	2	2	0	11	13	1987-88	7	4	2	1	32	28
1977-78	4	1	2	1	14	15	1988-89	7	4	2	1	25	26
1978-79	4	0	1	3	11	13	1989-90	7	3	3	1	32	35
1979-80	4	1	0	3	10	9	1990-91	7	5	2	0	33	23
1980-81	4	2	1	1	19	16	1991-92	7	5	1	1	39	31
1981-82	8	2	6	0	22	40	TOTAL	116	44	53	19	408	456
1982-83	7	2	5	0	13	29							

1991-92 SEASON NOTES—(Oct. 15, P-7 at NY-6): The Penguins score four goals in the first two minutes of period three, rallying from a 5-1 deficit. Phil Bourque's overtime goal wins the first game of a home and home series. **(Oct. 17, NY-5 at P-8):** Bob Errey records his first NHL hat trick and Paul Coffey becomes the NHL's all-time leading scorer among defensemen, surpassing Denis Potvin with his 1053rd point. **(Nov. 23, NY-2 at P-2):** Ron Francis and Bryan Trottier score third period goals to rally the Penguins to the tie. Steve Weeks makes 35 saves for New York. **(Dec. 23, P-6 at NY-3):** Joe Mullen scores four goals, three on the power play. The Penguins have five power play goals. **(Jan. 25, P-5 at NY-3):** Three third period goals, two in the last minute, rally the Penguins past the Islanders. Mario Lemieux is credited with the game-winner at 19:04. Pierre Turgeon scores twice for New York. **(Jan. 30, NY-8 at P-5):** New York jumps to an early lead and barely holds off a Penguins rally. Troy Loney scores twice before the Penguins lose to the Islanders for the first time. **(Mar. 12, NY-4 at P-6):** Mario Lemieux scores a goal and four assists as the Penguins expand their lead to six points over New York for the last Patrick Division playoff berth.

THIS YEAR'S SCHEDULE

Oct. 8	at	Pittsburgh	7:35
Nov. 3	at	Pittsburgh	7:35
Dec. 1	at	New York	7:35
Dec. 19	at	Pittsburgh	1:35
Jan. 28	at	Pittsburgh	7:35
Feb. 20	at	New York	2:05
Mar. 13	at	New York	7:35



PITTSBURGH VS NY ISLANDERS



1991-92	GP	W	L	T	PTS	GF	GA	PPG	SHG	PEN	PIM
PITTSBURGH	7	5	1	1	11	39	31	11-46	2	51	137
NY ISLANDERS	7	1	5	1	3	31	39	9-30	2	61	163

AT PITTSBURGH (2-1-1)

- Oct. 15 PITTSBURGH 7 (BARRASSO) at NY Islanders 6 (Healy)
- Oct. 17 NYI 5 (Healy) at PITTSBURGH 8 (PIETRANGELO)
- Nov. 23 NY Islanders 2 (Weeks) at Pittsburgh 2 (Barrasso)
- Dec. 23 PITTSBURGH 6 (YOUNG) at NY Islanders 3 (Healy)
- Jan. 25 PITTSBURGH 5 (YOUNG) at NY Islanders 3 (Fitzpat.)
- Jan. 30 NY ISLANDERS 8 (FITZPAT.) at Pittsburgh 5 (Young)
- Mar. 12 NYI 4 (Fitzpat.) at PITTSBURGH 6 (WREGGET)

AT NY ISLANDERS (3-0-0)

- WG - Bourque
- WG - Jagr
- WG - U.Samuelssoon
- WG - Lemieux
- WG - Kurvers
- WG - K.Samuelssoon

* Bourque scored at 2:30 of overtime on Oct. 15th

GOALS & SHOTS BY PERIODS:

	1ST	2ND	3RD	OVT	TOTAL
PITTSBURGH	11-74	6-70	21-100	1-4	39-248
NY ISLANDERS	12-74	13-77	6-65	0-2	31-218

PITTSBURGH	GP	G	A	PTS	PIM	SOG	+/-	ISLANDERS	GP	G	A	PTS	PIM	SOG	+/-
Lemieux	6	6	11	17	4	27	+4	King	7	7	3	10	4	22	-7
Mullen	7	7	3	10	0	25	E	Hogue	5	4	6	10	2	12	+4
Stevens	7	1	9	10	12	29	+3	Kurvers	6	1	9	10	6	11	-10
Murphy	7	0	8	8	4	18	+3	Turgeon	5	2	4	8	0	10	-3
Jagr	6	4	3	7	0	19	+1	Ferraro	7	2	4	7	0	13	+4
Recchi	6	3	3	6	6	14	-4	Voisek	6	1	6	7	0	18	-4
Coffey	6	0	6	6	4	28	+1	Fitzgerald	6	2	2	4	2	19	-1
Errey	7	4	1	5	23	10	+4	Flatley	3	1	3	4	4	8	-1
U.Samuelssoon	7	1	4	5	8	9	+3	Wood	2	2	1	3	2	13	E
Francis	5	3	1	4	2	9	+1	Reekie	5	1	2	3	8	2	+2
Loney	7	3	1	4	14	9	E	Sutter	2	0	3	3	2	6	-3
Bourque	4	2	2	4	6	7	E	Norton	4	0	3	3	4	3	+1
Trotter	6	2	1	3	4	10	+1	Berg	6	0	3	3	2	11	-4
Tocchet	1	1	2	3	2	1	+3	McBean	4	1	1	2	2	6	-3
Roberts	5	0	3	3	4	2	E	Thomas	4	1	1	2	4	14	-2
Hrdina	6	0	3	3	2	6	+1	Dalgarno	1	1	0	1	0	4	-2
Leach	4	1	1	2	0	6	+1	Lauer	2	1	0	1	0	4	-1
Stanton	1	1	0	1	2	11	E	McDonough	4	1	0	1	6	6	-2
K.Samuelssoon	1	1	0	1	12	2	E	DiMaio	6	1	0	1	4	5	-2
Paek	4	0	1	1	2	3	+2	Marios	1	0	1	1	0	1	-1
Nelson	1	0	0	0	0	0	E	Creighton	2	0	1	1	30	6	E
Pietrangelo	1	0	0	0	0	0	-	Fitzpatrick	3	0	1	1	4	0	-
Wregget	1	0	0	0	2	0	-	Krupp	5	0	1	1	2	11	-2
Barrasso	2	0	0	0	2	0	-	Kromm	1	0	0	0	0	0	E
Young	3	0	0	0	0	0	-	Loiselle	1	0	0	0	4	0	-2
Caulfield	4	0	0	0	10	1	-2	Lachance	1	0	0	0	0	2	+1
Jennings	4	0	0	0	2	0	-1	McInnis	1	0	0	0	0	2	+2
Priestlay	5	0	0	0	0	2	E	Parks	1	0	0	0	0	0	-
Taglianetti	5	0	0	0	4	1	+6	Wesks	1	0	0	0	0	0	-
Bench					2			Hillier	2	0	0	0	0	1	-1
								Finley	3	0	0	0	0	1	+1
								Healy	3	0	0	0	0	0	-
								Baumgartner	4	0	0	0	12	2	-2
								McLwain	4	0	0	0	4	4	E
								Pilon	4	0	0	0	14	0	-2
								Vaske	4	0	0	0	6	1	-2
								Vukota	4	0	0	9	10	2	+2

TOTAL	7	(39-65-104)	137	248	TOTAL	7	(31-56-87)	163	218
-------	---	-------------	-----	-----	-------	---	------------	-----	-----

GOALTENDERS	GP	MP	GF	GA	ENG	SO	AVG	SHOTS	SPCT.	W-L-T
Barrasso (P)	2	127:30	9	8	0	0	3.76	70	.886	1-0-1
Wregget (P)	1	60:00	6	4	0	0	4.00	26	.846	1-0-0
Young (P)	3	179:12	16	13	1	0	4.35	84	.845	2-1-0
Pietrangelo (P)	1	60:00	8	5	0	0	5.00	37	.864	1-0-0
PITTSBURGH TOTAL	7	427:30	39	31	1	0	4.35	218	.858	5-1-1
Weeks (NYI)	1	65:00	2	2	0	0	1.85	37	.946	0-0-1
Fitzpatrick (NYI)	3	178:40	15	14	2	0	4.70	108	.870	1-2-0
Healy (NYI)	3	182:04	14	20	1	0	6.59	100	.800	0-3-0
NY ISLANDERS TOTAL	7	427:30	31	39	3	0	5.47	248	.843	1-5-1

POWER PLAY GOALS: PITTSBURGH (11 for 46) - Mullen (4), Lemieux (3), Samuelsen, Recchi, Leach & Francis
 NY ISLANDERS (9 for 30) - King (3), Hogue (2), Flatley, Dalgarno, Turgeon & Kurvers

SHORT-HANDED GOALS: PITTSBURGH (2) - Errey & Recchi
 NY ISLANDERS (2) - Lauer & McDonough

HAT TRICKS: PITTSBURGH (3) - Lemieux (Oct. 15), Errey (Oct. 17), Mullen (Dec.23)
 NY ISLANDERS (1) - King (Oct.15)

All-Time vs ISLANDERS	GP	W	L	T	PTS	GF	GA
Pittsburgh Home	58	27	20	11	65	227	203
Pittsburgh Away	58	17	33	8	42	188	253
1972-1992 TOTAL	116	44	53	19	107	415	456

Al Arbour is entering his 18th season as coach of the Islanders; he has coached in every Islander season but three...Mike Bossy set an NHL record in 1981-82 for points by a right wing with 147 (64-83)...The Islanders 15-game winning streak from January 21, 1982-February 20, 1982 is an NHL record.



ROGER NEILSON

NEW YORK RANGERS



MARK MESSIER

Location: 4 Pennsylvania Plaza, New York, NY 10001

Founded: 1925

President and General Manager: Neil Smith

Head Coach: Roger Neilson

NHL Career Record (Seasons): 309-253-105 (10)

Assistant Coaches: Colin Campbell

Director of Communications: Barry Watkins

Manager of Communications: Kevin McDonald

Trainers: Dave Smith, Joe Murphy, Larry Nastasi and Tim Paris

Arena (Capacity): Madison Square Garden (17,842)

General Office Phone: (212) 465-6000

Press Box Phone: (212) 465-5884

FAX Phone: (212) 465-6494

Starting Times of Games: AN-7:35; 2/15-1:05.

Team Colors: Blue, Red and White

Radio: WFAN 660 AM and WEVD 1050 AM

Commercial TV: None

Cable TV: Madison Square Garden Network

(Satellite Coordinates - Sat Com 4 Transponder 6)

All-Time NHL Record: 1829-1842-695

1991-92 Record: 50-25-5

1991-92 Finish: 1st (Patrick Division)

1992 Playoff Record: Won, New Jersey, 4-3, Patrick

Division Semi-Finals; Lost, Pittsburgh, 4-2, Patrick

Division Finals

1991-92 Top Scorer: Mark Messier (35-72-107)

Stanley Cup Titles: Three (1928, 1933 and 1940)

All-Time Rangers Scorer vs. Pittsburgh:

Rod Gilbert (44 gp, 18-40-58)

All-Time Pittsburgh Scorer vs. Rangers:

Mario Lemieux (47 gp, 39-58-97)

Longest Rangers Win Streak vs. Pittsburgh:

5, Nov. 18, 1973 - Nov. 24, 1974

Longest Pittsburgh Win Streak vs. Rangers:

4, Nov. 14, 1989 - Jan. 8, 1990

Longest Rangers Undefeated Streak vs. Pittsburgh:

12, Jan. 7, 1970 - Oct. 30, 1971 (8-0-4)

Longest Pittsburgh Undefeated Streak vs. Rangers:

6, Nov. 14, 1989 - Feb. 14, 1990 (5-0-1)

Last Pittsburgh Win at Home: Dec. 10, 1991 (5-3)

Last Rangers Win at Home: Apr. 16, 1992 (7-1)

Last Pittsburgh Win at Rangers: Dec. 29, 1991 (6-3)

Last Rangers Win at Pittsburgh: Dec. 21, 1991 (7-5)

Most Goals by Pittsburgh vs. Rangers:

9, Dec. 3, 1990 (P, 9-4)

Most Goals by Rangers vs. Pittsburgh:

9, Dec. 17, 1972 (NY, 9-1); Feb. 28, 1983 (NY, 9-3);

Oct. 30, 1988 (NY, 9-2)

Most Goals by Both Teams: 14, Mar. 2, 1975 (NY, 8-6)

Last Pittsburgh Shutout vs. Rangers:

Nov. 14, 1989 (6-0) — Wendell Young

Last Rangers Shutout vs. Pittsburgh:

Nov. 18, 1973 (7-0) — Ed Giacomin

Last Pittsburgh Hat Trick vs. Rangers:

Jan. 8, 1990 — Mario Lemieux (4)

Last Rangers Hat Trick vs. Pittsburgh:

Apr. 16, 1992 — Darren Turcotte

Last Pittsburgh Trade with Rangers: Sept. 14, 1989,

Undisclosed Draft Choice to Pittsburgh for Lee Giffin

Overtime Record vs. Pittsburgh: 2-6-7

Penguins' Record by Decades vs. New York Rangers: 1960s (2-9-1); 1970s (17-26-7); 1980s (26-30-9); 1990s (8-8-1).

PITTSBURGH PENGUINS vs. NEW YORK RANGERS													
REGULAR SEASON													
YEAR	GP	W	L	T	GF	GA	YEAR	GP	W	L	T	GF	GA
1967-68	4	0	3	1	7	15	1980-81	4	2	1	1	17	14
1968-69	6	1	5	0	16	27	1981-82	8	3	4	1	32	35
1969-70	6	1	4	1	7	18	1982-83	7	1	5	1	19	34
1970-71	6	0	5	1	7	24	1983-84	7	2	5	0	25	35
1971-72	6	1	3	2	12	22	1984-85	7	3	4	0	29	34
1972-73	5	2	3	0	16	24	1985-86	7	4	2	1	28	24
1973-74	5	1	4	0	12	25	1986-87	7	2	3	2	23	26
1974-75	4	2	2	0	22	20	1987-88	7	3	2	2	29	27
1975-76	4	3	1	0	23	12	1988-89	7	3	3	1	32	32
1976-77	4	2	1	1	12	8	1989-90	7	5	1	1	34	23
1977-78	4	2	0	2	16	12	1990-91	7	4	3	0	32	28
1978-79	4	2	2	0	15	7	1991-92	7	2	5	0	25	32
1979-80	4	2	2	0	15	14	TOTAL	144	53	73	18	505	572

1991-92 SEASON NOTES—(Oct. 19, NY-5 at P-4): The Penguins raise championship banners in a pre-game ceremony, but Darren Turcotte's late goal seals the win for the Rangers. (Nov. 11, P-1 at NY-3): John Vanbiesbrouck makes 30 saves and the Rangers score three consecutive goals to stop Pittsburgh. (Dec. 10, NY-3 at P-5): The Penguins get their first win of the season against the Rangers behind Mark Recchi's two-goal effort. (Dec. 21, NY-7 at P-5): The Rangers win a shootout with the Penguins behind two goals from Mark Messier. Five different Penguins score, three coming on a power play. (Dec. 29, P-6 at NY-3): Four straight third period goals, two by Jaromir Jagr, lead the Penguins to their fourth consecutive victory, second in a row on the road. (Feb. 5, P-3 at NY-4): Darren Turcotte scores twice for the Rangers and an Adam Graves short-handed goal proves to be the game-winner. (Apr. 16, P-1 at NY-7): The Rangers blow out the Penguins in the final regular season game behind Darren Turcotte's hat trick. The game features 140 penalty minutes, 108 in the second period.

THIS YEAR'S SCHEDULE

Nov. 23	at	New York	7:35
Nov. 25	at	Pittsburgh	7:35
Jan. 2	at	Pittsburgh	7:35
Feb. 10	at	New York	7:35
Mar. 5	at	New York	7:35
Apr. 9	at	New York	7:35
Apr. 10	at	Pittsburgh	7:35



PITTSBURGH VS NY RANGERS



1991-92	GP	W	L	T	PTS	GF	GA	PPG	SHG	PEN	PIM
PITTSBURGH	7	2	5	0	4	25	32	10-46	1	73	267
NY RANGERS	7	5	2	0	8	32	25	7-33	2	74	229

AT PITTSBURGH (1-2-0)

Oct. 19 NY RANGERS 5 (RICHTER) at Pittsburgh 4 (Barrasso)
 Nov. 12 Pittsburgh 1 (Barrasso) at NY RANGERS 3 (VANBIESBROUCK)
 Dec. 10 NY Rangers 3 (Richter) vs PITTSBURGH 5 (BARRASSO)
 Dec. 21 NY RANGERS 7 (VANBIESBROUCK) at Pittsburgh 5 (Barrasso)
 Dec. 29 PITTSBURGH 6 (YOUNG) at NY Rangers 3 (Richter)
 Feb. 5 Pittsburgh 3 (Barrasso) at NY RANGERS 4 (VANBIESBROUCK)
 Apr. 16 Pittsburgh 1 (Young) at NY RANGERS 7 (VANBIESBROUCK)
 Young replaced Barrasso at 56:27 on Nov. 12th
 Vanbiesbrouck replaced Richter at 30:59 on Dec. 10th
 Richter replaced Vanbiesbrouck at 11:06 on Dec. 10th

AT NY RANGERS (1-3-0)

WG-Turcotte
 WG-Kocur
 WG-Lemieux
 WG-Graves
 WG-Recchi
 WG-Graves
 WG-Turcotte

GOALS & SHOTS BY PERIODS

	1ST	2ND	3RD	OVT	TOTAL
PITTSBURGH	7-82	9-86	9-73	—	25-241
NY RANGERS	10-75	9-87	13-78	—	32-240

PITTSBURGH	GP	G	A	PTS	PIM	SOG	+/-	NY RANGERS	GP	G	A	PTS	PIM	SOG	+/-
Stevens	7	4	7	11	34	31	+1	Turcotte	7	8	3	11	8	29	+8
Lemieux	5	4	6	10	2	21	+2	Leetch	7	2	9	11	6	26	+6
Mullen	7	3	5	8	8	32	-2	Messier	7	2	8	10	8	22	+4
Recchi	6	5	2	7	6	21	-7	Patrick	7	1	9	10	6	10	+5
Jagr	6	4	2	6	0	20	-3	Nemchinov	7	5	1	6	0	11	+3
Coffey	5	1	5	6	8	19	-2	Gartner	7	2	4	6	21	32	+1
Trottier	4	1	3	4	0	9	-2	Broten	7	2	3	5	2	9	+6
Murphy	6	1	3	4	0	21	E	Graves	7	2	3	5	24	12	E
Loney	7	0	4	4	37	6	E	Amonte	7	1	3	4	4	20	-1
U.Samuels	5	0	2	2	19	5	-5	Ogrodnick	5	1	2	3	2	8	E
Francis	6	0	2	2	2	3	-7	Erixon	4	2	0	2	0	6	+2
Roberts	7	0	2	2	6	2	-2	Kerr	2	1	1	2	0	6	E
Stanton	6	1	0	1	6	13	-1	Kocur	4	1	1	2	24	8	+1
Errey	7	1	0	1	11	13	-3	King	7	1	1	2	26	8	+7
Bourque	5	0	1	1	15	4	-3	Beukeboom	4	0	2	2	13	2	-1
Taglianetti	5	0	1	1	7	2	+2	Moller	4	1	0	1	0	7	E
Chyehrun	1	0	0	0	0	0	-5	Millen	2	0	1	1	2	2	E
McEachern	1	0	0	0	0	2	-2	Rochefort	3	0	1	1	4	3	+1
K.Samuels	1	0	0	0	0	0	E	Hardy	5	0	1	1	27	2	+1
Tocchet	1	0	0	0	17	0	E	Bennett	1	0	0	0	0	0	E
Wregget	1	0	0	0	0	0	-	Bloemberg	1	0	0	0	0	2	E
Young	3	0	0	0	0	0	-	Shaw	1	0	0	0	0	0	E
Caulfield	4	0	0	0	47	0	E	Wells	1	0	0	0	10	0	+1
Leach	4	0	0	0	4	-1	-	Gilhen	3	0	0	0	0	3	-2
Paek	4	0	0	0	2	5	-4	Richter	3	0	0	0	0	0	-
Priestlay	4	0	0	0	0	0	E	Domi	4	0	0	0	0	23	1
Barrasso	5	0	0	0	20	0	-	Djoos	4	0	0	0	4	5	+2
Jennings	5	0	0	0	16	0	E	Weight	4	0	0	0	0	6	-1
Hirdina	6	0	0	0	2	8	-4	Cirella	5	0	0	0	13	0	+1
Bench					2			Vanbiesbrouck	5	0	0	0	0	0	-
								Bench					2		
TOTAL	7	(25-45-70)	267	241				TOTAL	7	(32-53-85)	229	240			

GOALTENDERS	GP	MP	GF	GA	ENG	SO	AVG	SHOTS	SPCT.	W-L-T
Barrasso (P)	5	295:35	18	21	0	0	4.26	164	.871	1-4-0
Young (P)	3	94:48	6	7	0	0	4.43	63	.888	1-1-0
Wregget (P)	1	28:15	1	4	0	0	8.50	13	.692	0-0-0
PITTSBURGH TOTAL	7	420:00	25	32	0	0	4.57	240	.867	2-5-0
Vanbiesbrouck (NYR)	5	240:07	21	10	0	0	2.50	129	.922	4-0-0
Richter (NYR)	3	179:16	11	15	0	0	5.02	112	.866	1-2-0
NY RANGERS TOTAL	7	420:00	32	25	0	0	3.57	241	.896	5-2-0

POWER PLAY GOALS: PITTSBURGH (10 for 46) - Recchi (3), Jagr (2), Mullen, Trottier, Coffey, Stevens & Murphy
 NY RANGERS (7 for 33) - Leetch, Ogrodnick, Gartner, Kerr, Messier, Patrick & Turcotte
SHORT-HANDED GOALS: PITTSBURGH (1) Errey
 NY RANGERS (2) - Broten & Graves
HAT TRICKS: NY RANGERS (1) - Turcotte (Apr. 16)

All-Time VS RANGERS	GP	W	L	T	PTS	GF	GA
Pittsburgh Home	72	26	35	11	63	257	270
Pittsburgh Away	72	27	38	7	61	248	302
1967-1992 TOTAL	144	53	73	18	124	505	572

The Rangers are entering their 67th NHL season...The Rangers' 50 wins in 1991-92 set a franchise record...The Rangers were the best penalty killing team in the NHL last season, killing off 85% of their penalties.



BILL DINEEN

PHILADELPHIA FLYERS



MARK RECCHI

Location: Pattison Place, Philadelphia, PA 19148
 Founded: 1967
 President: Jay Snider
 General Manager: Russ Farwell
 Head Coach: Bill Dineen
 NHL Career Record (Seasons): 24-23-8 (1)
 Assistant Coaches: Craig Hartsburg and Ken Hitchcock
 Director of Public Relations: Mark Piazza
 Assistant Director of Public Relations: Jill Vogel
 Trainer: Gary Smith
 Arena (Capacity): The Spectrum (17,380)
 General Office Phone: (215) 465-4500
 Press Box Phone: (215) 336-3600 ext. 242/222
 FAX Phone: (215) 389-9403
 Starting Times of Games: WN, Sat.-7:35; Sun.-7:05;
 Mat.-1:05 (10/24-8:05, 2/27-11:05)
 Team Colors: Orange, Black and White
 Penguins Hotel in City (Phone):
 Sheraton Society Hill (215) 238-6000
 Radio: WIP 610 AM
 Commercial TV: WPHL Channel 17
 Cable TV: Prism and SportsChannel Philadelphia
 (Satellite Coordinates —
 All-Time NHL Record: 988-678-315
 1991-92 Record: 32-37-11
 1991-92 Finish: 6th (Patrick Division)
 1992 Playoff Record: Did Not Make Playoffs
 1991-92 Top Scorer: Mark Recchi (43-54-37)
 Stanley Cup Titles: Two (1974 and 1975)

All-Time Philadelphia Scorer vs. Pittsburgh:
 Bobby Clarke (76 gp, 44-64-106)
 All-Time Pittsburgh Scorer vs. Philadelphia:
 Mario Lemieux (46 gp, 30-39-69)
 Longest Philadelphia Win Streak vs. Pittsburgh:
 11, Dec. 12, 1982 - Mar. 28, 1984
 Longest Pittsburgh Win Streak vs. Philadelphia:
 4, Jan. 18, 1970 - Apr. 1, 1970;
 Oct. 10, 1991 - Nov. 30, 1991
 Longest Philadelphia Undefeated Streak vs. Pittsburgh:
 13, Oct. 28, 1982 - Mar. 28, 1984 (12-0-1)
 Longest Pittsburgh Undefeated Streak vs. Philadelphia:
 9, Mar. 26, 1991 - Mar. 31, 1992 (6-0-3) — current
 Last Pittsburgh Win at Home: Mar. 31, 1992 (6-5)
 Last Philadelphia Win at Home: Jan. 31, 1991 (4-2)
 Last Pittsburgh -Win at Philadelphia: Nov. 29, 1991 (9-3)
 Last Philadelphia Win at Pittsburgh: Nov. 21, 1990 (5-4)
 Most Goals by Pittsburgh vs. Philadelphia:
 9, Nov. 29, 1991 (Pit. 9-3)
 Most Goals by Philadelphia vs. Pittsburgh:
 13, Mar. 22, 1984 (Phi. 13-4)
 Most Goals by Both Teams: 17, Mar. 22, 1984 (Phi. 13-4)
 Last Pittsburgh Shutout vs. Philadelphia:
 Mar. 19, 1988 (7-0) — Steve Guenette
 Last Philadelphia Shutout vs. Pittsburgh:
 Dec. 4, 1982 (0-0) — Pelle Lindbergh
 Last Pittsburgh Hat Trick vs. Philadelphia:
 Nov. 29, 1991 — Kevin Stevens (4)
 Last Philadelphia Hat Trick vs. Pittsburgh:
 Nov. 24, 1985 — Dave Poulin
 Last Pittsburgh Trade with Philadelphia: Feb. 19, 1992,
 Rick Tocchet, Kjell Samuelsson, Ken Wregget and a
 Conditional Draft Choice to Pittsburgh for Mark Recchi,
 Brian Benning and a First Round Draft Choice
 Overtime Record vs. Pittsburgh: 3-1-6

Penguins' Record by Decades vs. Philadelphia: 1960s (6-8-8); 1970s (15-27-8); 1980s (12-49-5); 1990s (10-6-3).

PHILADELPHIA FLYERS vs. PITTSBURGH PENGUINS

REGULAR SEASON

YEAR	GP	W	L	T	GF	GA	YEAR	GP	W	L	T	GF	GA
1967-68	10	4	3	3	20	12	1980-81	4	0	4	0	10	22
1968-69	8	1	4	3	13	26	1981-82	8	2	5	1	30	38
1969-70	8	5	1	2	27	21	1982-83	7	1	5	1	16	34
1970-71	6	1	3	2	13	15	1983-84	7	0	7	0	21	46
1971-72	6	3	2	1	17	20	1984-85	7	2	5	0	19	34
1972-73	6	2	4	0	20	24	1985-86	7	0	6	1	16	29
1973-74	5	2	3	0	15	22	1986-87	7	1	4	2	22	28
1974-75	4	1	3	0	11	18	1987-88	7	2	5	0	24	23
1975-76	4	0	3	1	13	22	1988-89	7	4	3	0	28	25
1976-77	4	1	3	0	3	12	1989-90	7	3	4	0	24	29
1977-78	4	0	3	1	7	26	1990-91	7	2	4	1	24	26
1978-79	4	1	3	0	6	10	1991-92	7	5	0	2	36	19
1979-80	4	0	3	1	9	15	TOTAL	155	43	90	22	444	596

1991-92 SEASON NOTES—(Oct. 6, Phi-2 at Pit-2): A pre-game ceremony before the first home game honors the 1990-91 Stanley Cup Champions who rally for the tie on a goal by Joe Mullen. (Oct. 10, Pit-6 at Phi-3): The Penguins spoil the Flyers' home opener behind Larry Murphy's two goals. (Nov. 20, Phi-2 at Pit-5): Tom Barrasso makes 29 saves and Jaromir Jagr scores a goal and two assists to lead the Penguins. (Nov. 29, Pit-9 at Phi-3): Kevin Stevens scores four goals, including a natural hat trick in the first period, to lead the Penguins to the rout in Philadelphia. (Nov. 30, Phi-4 at Pit-5): The Penguins win their second game in two nights and fourth in a row against the Flyers behind Tom Barrasso's 33 save performance. (Feb. 16, Pit-3 at Phi-3): The Penguins remain winless in six games as Flyer Rick Tocchet scores on the power play to force the deadlock. The game features 217 penalty minutes with 10 different players receiving misconducts in overtime. (Mar. 31, Phi-5 at Pit-6): With the strike deadline a day away, Grant Jennings' second goal of the game at 14:21 of the third gives the Penguins the win in a game tied six different times.

THIS YEAR'S SCHEDULE

Oct. 6	at Pittsburgh	7:35
Dec. 15	at Pittsburgh	7:35
Dec. 17	at Philadelphia	7:35
Dec. 23	at Philadelphia	7:35
Jan. 30	at Pittsburgh	7:35
Mar. 2	at Philadelphia	1:35
Mar. 18	at Pittsburgh	7:35



PITTSBURGH VS PHILADELPHIA



	GP	W	L	T	PTS	GF	GA	PPG	SHG	PEN	PIM
1991-92											
PITTSBURGH	7	5	0	2	12	36	19	9-41	1	74	240
PHILADELPHIA	7	0	5	2	2	19	36	7-38	0	77	256

AT PITTSBURGH (3-0-1)

- Oct. 6 Philadelphia 2 (Hextall) at Pittsburgh 2 (Barrasso)
- Oct. 10 PITTSBURGH 6 (BARRASSO) at Philadelphia 3 (Wregget)
- Nov. 20 Philadelphia 2 (Hextall) at PITTSBURGH 5 (BARRASSO)
- Nov. 29 PITTSBURGH 9 (BARRASSO) at Philadelphia 3 (Roussel)
- Nov. 30 Philadelphia 1 (Wregget) at PITTSBURGH 5 (BARRASSO)
- Feb. 16 Pittsburgh 3 (Barrasso) at Philadelphia 3 (Hextall)
- Mar. 31 Philadelphia 5 (Hextall) at PITTSBURGH 6 (WREGGET)

AT PHILADELPHIA (2-0-1)

- WG - Murphy
- WG - Stevens
- WG - Jagr
- WG - Mullen
- WG - Jennings

Roussel replaced Wregget at 15:24 on Nov. 29th

GOALS & SHOTS BY PERIODS:

	1ST	2ND	3RD	OVT	TOTAL
PITTSBURGH	14-77	9-72	13-73	0-6	36-228
PHILADELPHIA	9-66	4-52	6-81	0-3	19-202

PITTSBURGH	GP	G	A	PTS	PIM	SOG	+/-	PHILADELPHIA	GP	G	A	PTS	PIM	SOG	+/-
Lemieux	7	5	8	13	18	24	+8	Brind'Amour	7	3	5	8	6	16	-4
Stevens	7	7	4	11	42	30	+6	Quinn	5	3	3	6	8	9	-5
Mullen	6	7	3	10	10	21	+8	Duchesse	7	2	3	5	8	17	-5
Jagr	6	2	8	10	2	13	+9	Dineen	5	1	4	5	30	7	-7
Colley	6	2	6	8	12	23	+7	Ricci	7	2	1	3	10	11	-2
Murphy	7	2	6	8	6	15	+13	Howe	3	1	2	3	4	6	+1
Recchi	6	2	4	6	8	16	+1	Tocchet	5	2	0	2	25	10	+1
Francis	5	1	5	6	0	10	+4	Pederson	4	1	1	2	2	6	E
Bourque	4	0	6	6	2	6	+3	Huffman	5	1	1	2	0	9	-5
Erey	7	2	2	4	8	11	E	Lomakin	6	1	1	2	0	9	-4
Trotter	7	1	2	3	2	8	+1	Galley	2	0	2	2	4	2	+2
Jennings	5	2	0	2	20	7	E	Eklund	4	0	2	2	0	8	-1
Tocchet	1	1	1	2	2	6	-1	Murphy	4	0	2	2	8	9	-7
Stanton	3	1	0	1	0	1	-1	Jones	5	1	0	1	0	7	-5
Roberts	7	1	0	1	20	4	+10	K.Samuels	6	1	0	1	14	10	-4
Chychnun	1	0	1	1	2	0	-1	Benning	1	0	1	1	0	5	+1
Leach	5	0	1	1	2	4	+1	Craven	2	0	1	1	0	5	E
Paek	5	0	1	1	2	2	+2	Freer	2	0	1	1	0	3	E
Priestlay	5	0	1	1	0	1	+1	Kordic	3	0	1	1	16	3	+2
Loney	6	0	1	1	9	7	E	Brown	6	0	1	1	12	6	-2
Daniels	1	0	0	0	0	0	E	Carkner	6	0	1	1	30	9	-7
K.Samuels	1	0	0	0	2	2	-2	Dupre	1	0	0	0	0	0	E
Wregget	1	0	0	0	0	0	-	Recchi	1	0	0	0	2	1	+1
Taglianetti	3	0	0	0	0	1	-2	Boivin	2	0	0	0	15	3	E
Hrdina	4	0	0	0	0	1	+2	Conroy	2	0	0	0	0	16	-1
Caulfield	5	0	0	0	20	4	-1	Hostak	1	0	0	0	0	0	E
U.Samuels	6	0	0	0	51	11	+4	Jensen	1	0	0	0	0	1	-1
Barrasso	6	0	0	0	0	0	-	Kushner	1	0	0	0	0	2	E
								Murray	1	0	0	0	0	0	E
								Kasper	2	0	0	0	8	1	-1
								Daniels	3	0	0	0	0	3	-3
								Foster	3	0	0	0	0	7	-6
								Hextall	3	0	0	0	0	0	-
								Horacek	3	0	0	0	4	4	-4
								Latal	3	0	0	0	2	5	-2
								Wregget	3	0	0	0	0	0	-
								Acton	5	0	0	0	32	7	-3
TOTAL	7	(36-60-96)	240	228				TOTAL	7	(19-33-52)	256	202			

GOALTENDERS	GP	MP	GF	GA	ENG	SO	AVG	SHOTS	SPCT.	W-L-T
Barrasso (P)	6	370:00	30	14	0	0	2.27	175	.920	4-0-2
Wregget (P)	1	60:00	6	5	0	0	5.00	27	.815	1-0-0
PITTSBURGH TOTAL	7	430:00	36	19	0	0	2.65	202	.906	5-0-2
Hextall (PH)	4	249:15	12	16	0	0	3.85	138	.884	0-2-2
Wregget (PH)	3	134:22	4	13	1	0	5.81	61	.787	0-2-0
Roussel (PH)	1	44:36	3	6	0	0	8.07	24	.750	0-1-0
PHILADELPHIA TOTAL	7	430:00	19	36	1	0	5.02	223	.839	0-5-2

- POWER PLAY GOALS:** PITTSBURGH (8 for 41) - Stevens (3) Recchi, Murphy, Mullen, Jagr, Tocchet & Lemieux
 PHILADELPHIA (7 for 38) - Quinn (2), Brind'Amour (2), Howe, Tocchet & Duchesse
- SHORT-HANDED GOALS:** PITTSBURGH (1) - Jennings
HAT TRICKS: PITTSBURGH (1) - Stevens (Nov. 29)

All-Time vs FLYERS	GP	W	L	T	PTS	GF	GA
Pittsburgh Home	77	31	31	15	77	249	249
Pittsburgh Away	78	12	59	7	31	195	347
1967-1992 TOTAL	155	43	90	22	108	444	596

Philadelphia's 35-game unbeaten streak (25 wins, 10 ties) in 1979-80 is the longest unbeaten streak in professional sports...The Flyers rank third in all-time winning percentage among NHL clubs...The Flyers have not had a 100 point scorer since Bobby Clarke scored 119 in the 1975-76 season.



PIERRE PAGE

QUEBEC NORDIQUES



JOE SAKIC

Location: 2205 Ave. du Colisee, Quebec City, Que. G1L 4W7
 Founded: 1972 (WHA)
 President and Governor: Marcel Aubut
 General Manager and Head Coach: Pierre Page
 NHL Career Record (Seasons): 80-111-31 (3)
 Associate Coach: Jacques Martin
 Assistant Coaches: Don Jackson and Andre Savard
 Public/Press Relations: Jean Marlineau and Nicole Bouchard
 Trainers: Rene Lacasse, Rene Laviqueur and Brian Turpin
 Arena (Capacity): Le Colisee (15,399)
 General Office Phone: (418) 529-8441
 Press Box Phone: (418) 529-4676
 FAX Phone: (418) 529-1052
 Starting Times of Games: AN-7:35- Mat. 2:05
 Team Colors: Blue, White and Red
 Radio: CJRP 1060 AM
 Commercial TV: CFAP 2-4 Seasons Network
 Cable TV: None
 All-Time NHL Record: 386-517-137
 1991-92 Record: 20-48-12
 1991-92 Finish: 5th (Adams Division)
 1992 Playoff Record: Did Not Make Playoffs
 1991-92 Top Scorer: Joe Sakic (29-65-94)
 Stanley Cup Titles: None

All-Time Quebec Scorer vs. Pittsburgh:
 Peter Stastny (29 gp, 23-28-51)
 All-Time Pittsburgh Scorer vs. Quebec:
 Mario Lemieux (22 gp, 24-25-49)
 Longest Quebec Win Streak vs. Pittsburgh:
 10, Oct. 21, 1982 - Oct. 19, 1985
 Longest Pittsburgh Win Streak vs. Quebec:
 7, Mar. 22, 1985 - Mar. 27, 1988
 Longest Quebec Undeclared Streak vs. Pittsburgh:
 11, Oct. 21, 1982 - Oct. 26, 1985 (10-0-1)
 Longest Pittsburgh Undeclared Streak vs. Quebec:
 7, Mar. 22, 1985 - Mar. 27, 1988 (7-0-0)
 Last Pittsburgh Win at Home: Mar. 19, 1992 (6-3)
 Last Quebec Win at Home: Feb. 26, 1990 (3-2)
 Last Pittsburgh Win at Quebec: Nov. 18, 1991 (7-3)
 Last Quebec Win at Pittsburgh: Nov. 3, 1988 (6-2)
 Most Goals by Pittsburgh vs. Quebec:
 8, Mar. 3, 1987 (P, 8-1); Nov. 16, 1989 (P, 8-2)
 Most Goals by Quebec vs. Pittsburgh:
 8, Dec. 29, 1984 (Q, 8-6)
 Most Goals by Both Teams: 14, Mar. 8, 1984 (Q, 8-6)
 Last Pittsburgh Shutout vs. Quebec:
 None
 Last Quebec Shutout vs. Pittsburgh:
 Feb. 24, 1980 (2-0) — Michel Dion
 Last Pittsburgh Hat Trick vs. Quebec:
 Nov. 18, 1991 — Kevin Stevens
 Last Quebec Hat Trick vs. Pittsburgh:
 Feb. 11, 1989 — Peter Stastny (4)
 Last Pittsburgh Trade with Quebec: Mar. 10, 1992,
 Bryan Fogarty to Pittsburgh for NHL Rights to Scott Young
 Overtime Record vs. Pittsburgh: 0-1-2

Penguins' Record by Decades vs. Quebec: 1970s (1-1-0); 1980s (16-14-2); 1990s (5-1-1).

PITTSBURGH PENGUINS vs. QUEBEC NORDIQUES													
REGULAR SEASON													
YEAR	GP	W	L	T	GF	GA	YEAR	GP	W	L	T	GF	GA
1979-80	4	2	2	0	10	9	1985-87	3	3	0	0	19	6
1980-81	4	2	1	1	15	16	1987-88	3	3	0	0	17	11
1981-82	3	3	0	0	15	6	1988-89	3	1	2	0	8	16
1982-83	3	0	3	0	11	22	1989-90	3	2	1	0	17	9
1983-84	3	0	3	0	8	21	1990-91	3	3	0	0	18	11
1984-85	3	0	3	0	6	26	1991-92	3	2	0	1	17	10
1985-86	3	1	1	1	14	12	TOTAL	41	22	16	3	175	175

1991-92 SEASON NOTES—(Nov. 18, P-7 at Q-3): Mark Recchi and Kevin Stevens record hat tricks, only the fifth time in Penguin history that two were scored in one game. (Feb. 20, Q-4 at P-4): The Penguins rally to tie Quebec in the first game after the three team blockbuster trade that brought Rick Tocchet, Kjell Samuelsson, Ken Wregget and Jeff Cheychnur to Pittsburgh. The Nordiques' road winless streak extends to 29 games. (Mar. 19, Q-3 at P-6): Bob Errey and Mario Lemieux score short-handed goals on the same penalty. Kevin Stevens' assist in the first period gives him 111 points, most ever by an American-born player. Tom Barrasso records the win, the 200th of his career.

THIS YEAR'S SCHEDULE

Nov. 12	at	Pittsburgh	7:35
Dec. 21	at	Pittsburgh	7:35
Apr. 3	at	Quebec	7:35



PITTSBURGH VS QUEBEC



1991-92	GP	W	L	T	PTS	GF	GA	PPG	SHG	PEN	PIM
PITTSBURGH	3	2	0	1	5	17	10	4-16	2	22	52
QUEBEC	3	0	2	1	1	10	17	4-17	1	22	63

AT PITTSBURGH (1-0-1)

Nov. 18 PITTSBURGH 7 (BARRASSO) at Quebec 3 (Tugnutt)

Feb. 20 Quebec 4 (Tanner) at Pittsburgh 4 (Barrasso)

Mar. 19 Quebec 3 (Fiset) at PITTSBURGH 6 (BARRASSO)

Tanner replaced Fiset at 28:19 on Mar. 19th

AT QUEBEC (1-0-0)

WG - Recchi

WG - Lemieux

GOALS & SHOTS BY PERIODS:

	1ST	2ND	3RD	OVT	TOTAL
PITTSBURGH	4-37	7-32	6-27	0-3	17-99
QUEBEC	0-30	6-34	4-28	0-2	10-94

PITTSBURGH	GP	G	A	PTS	PIM	SOG	+/-	QUEBEC	GP	G	A	PTS	PIM	SOG	+/-
Jagr	3	4	2	6	0	12	+4	Sundin	3	4	3	7	2	2	12
Recchi	1	3	3	6	0	7	+3	Sakic	3	1	5	6	4	11	-3
Lemieux	3	2	4	6	2	10	+5	Nolan	3	2	1	3	4	8	-3
Stevens	3	4	1	5	2	13	+4	Small	2	1	2	3	0	4	-3
Murphy	3	1	3	4	0	10	+5	Tonelli	1	0	2	2	0	1	+1
Francis	3	1	2	3	2	7	+2	Leschyshyn	2	1	0	1	4	5	-1
Errey	3	1	1	2	0	4	+1	Paslawski	3	1	0	1	0	7	-2
Mullen	3	1	0	1	2	10	E	Cavallini	1	0	1	1	2	2	E
Bourque	1	0	1	1	0	0	0	Finn	2	0	1	1	2	3	-2
Coffey	1	0	1	1	0	3	-1	Lapointe	2	0	1	1	2	4	-2
Tochet	1	0	1	1	0	3	-1	Van Dorp	2	0	1	1	0	1	+1
U.Samuelsson	2	0	1	1	6	4	+3	Velischek	2	0	1	1	0	0	+1
Barrasso	3	0	1	1	2	0	0	Gusarov	3	0	1	1	0	3	E
Loney	3	0	1	1	2	2	0	Fiset	1	0	0	0	0	0	0
Chychrun	1	0	0	0	2	0	0	Fogarty	1	0	0	0	2	1	-3
Leach	1	0	0	0	2	1	0	Foote	1	0	0	0	2	2	E
McEachern	1	0	0	0	0	0	-1	Fortier	1	0	0	0	0	1	E
Priestlay	1	0	0	0	0	0	0	Hough	1	0	0	0	0	3	E
Hrdina	2	0	0	0	0	0	0	Kordic	1	0	0	0	12	1	E
Jennings	2	0	0	0	4	2	0	Lambert	1	0	0	0	0	0	-2
Paek	2	0	0	0	2	1	+2	Miller	1	0	0	0	0	5	0
K.Samuelsson	2	0	0	0	2	1	+2	Morin	1	0	0	0	0	0	-1
Stanton	2	0	0	0	4	2	0	Rymsha	1	0	0	0	2	0	-2
Taglianetti	2	0	0	0	4	0	+2	Tatarinov	1	0	0	0	2	3	-2
Trottier	2	0	0	0	0	3	0	Tugnutt	1	0	0	0	0	0	0
Caulfield	3	0	0	0	10	0	E	Twist	1	0	0	0	0	0	0
Roberts	3	0	0	0	4	1	+3	Baker	2	0	0	0	0	5	-2
								Kamensky	2	0	0	0	0	4	-4
								Lindsay	2	0	0	0	2	2	-2
								Raglan	2	0	0	0	19	2	-1
								Tanner	2	0	0	0	0	0	0
								Smyth	2	0	0	0	2	1	-3
								Wolantin	3	0	0	0	2	3	-1
TOTAL	3		(17-22-39)		52	99		TOTAL	3		(10-19-29)		63	94	

GOALTENDERS	GP	MP	GF	GA	ENG	SO	AVG	SHOTS	SPCT.	W-L-T
Barrasso (P)	3	185:00	17	10	0	0	3.24	94	.895	2-0-1
PITTSBURGH TOTAL	3	185:00	17	10	0	0	3.24	94	.895	2-0-1
Tanner (Q)	2	96:21	6	6	0	0	3.74	49	.878	0-0-1
Tugnutt (O)	1	60:00	3	7	0	0	7.00	33	.788	0-1-0
Fiset (Q)	1	28:19	1	4	0	0	7.47	17	.765	0-1-0
QUEBEC TOTAL	3	185:00	10	17	0	0	5.51	99	.828	0-2-1

POWER PLAY GOALS: PITTSBURGH (4 for 16) - Stevens (2), Recchi & Murphy

QUEBEC (4 for 17) - Nolan (2), Paslawski & Leschyshyn

SHORT-HANDED GOALS: PITTSBURGH (2) - Errey & Lemieux

QUEBEC (1) - Sundin

HAT TRICKS: PITTSBURGH (2) - Recchi (Nov. 18), Stevens (Nov. 18)

All-Time vs NORDIQUES	GP	W	L	T	PTS	GF	GA
Pittsburgh Home	21	12	6	3	27	95	85
Pittsburgh Away	20	10	10	0	20	80	90
1979-1992 TOTAL	41	22	16	3	47	175	175

Peter Stastny's 109 points (39-70) as a rookie in 1980-81 is an NHL record...The Nordiques last qualified for the playoffs in the 1986-87 season...Joe Sakic ranks fifth on the Nordiques all-time scoring list, after only four seasons.



BOB PLAGER

ST. LOUIS BLUES



BRETT HULL

Location: 5700 Oakland Avenue, St. Louis, MO 63110
 Founded: 1967
 President: Jack Quinn
 General Manager: Ron Caron
 Head Coach: Bob Plager
 NHL Career Record (Seasons): First Season
 Assistant Coaches: Wayne Thomas and Harold Snepsts
 Vice President/Director of Public Relations: Susie Mathieu
 Assistant PR Directors: Mike Caruso and Jeff Trammel
 Trainer: Tom Nash
 Arena (Capacity): St. Louis Arena (17,188)
 General Office Phone: (314) 781-5300
 Press Box Phone: (314) 781-5300 ext. 134/135
 FAX Phone: (314) 645-1340
 Starting Times of Games: WN/Sat-7:35; Sun.-6:05
 Team Colors: Blue, Gold, Red and White
 Radio: KMOX 1120 AM
 Commercial TV: KPLR, Channel 11
 Cable TV: None
 All-Time NHL Record: 816-858-304
 1991-92 Record: 36-33-11
 1991-92 Finish: 3rd (Norris Division)
 1992 Playoff Record: Lost, Chicago, 4-2, Norris Division Semi-Finals
 1991-92 Top Scorer: Brett Hull (70-39-109)
 Stanley Cup Titles: None

All-Time St. Louis Scorer vs. Pittsburgh:
 Bernie Federko (41 gp, 20-36-56)
 All-Time Pittsburgh Scorer vs. St. Louis:
 Syl Apps (34 gp, 15-30-45)
 Longest St. Louis Win Streak vs. Pittsburgh:
 5, Jan. 2, 1973 - Dec. 28, 1973;
 Dec. 5, 1981 - Oct. 4, 1983
 Longest Pittsburgh Win Streak vs. St. Louis:
 4, Feb. 3, 1972 - Nov. 22, 1972
 Longest St. Louis Undefeated Streak vs. Pittsburgh:
 10, Mar. 7, 1970 - Apr. 4, 1971 (5-0-5)
 Longest Pittsburgh Undefeated Streak vs. St. Louis:
 4, Feb. 3, 1972 - Nov. 22, 1972 (4-0-0);
 Feb. 21, 1978 - Dec. 13, 1978 (2-0-2)
 Last Pittsburgh Win at Home: Feb. 1, 1992 (4-1)
 Last St. Louis Win at Home: Dec. 7, 1991 (6-1)
 Last Pittsburgh Win at St. Louis: Jan. 18, 1986 (5-2)
 Last St. Louis Win at Pittsburgh: Nov. 8, 1990 (3-2)
 Most Goals by Pittsburgh vs. St. Louis:
 10, Nov. 22, 1972 (P, 10-4)
 Most Goals by St. Louis vs. Pittsburgh:
 9, Jan. 31, 1968 (SL, 9-4); Oct. 18, 1989 (SL, 9-3)
 Most Goals by Both Teams: 14, Nov. 22, 1972 (P, 10-4)
 Last Pittsburgh Shutout vs. St. Louis:
 Dec. 13, 1978 (3-0) — Greg Millen
 Last St. Louis Shutout vs. Pittsburgh:
 Dec. 31, 1983 (2-0) — Mike Liut
 Last Pittsburgh Hat Trick vs. St. Louis:
 Oct. 15, 1988 — Rob Brown
 Last St. Louis Hat Trick vs. Pittsburgh:
 Oct. 18, 1989 — Brett Hull
 Last Pittsburgh Trade with St. Louis: Oct. 27, 1990,
 Gord Roberts to Pittsburgh for Future Consideration
 Overtime Record vs. Pittsburgh: 0-0-4

Penguins' Record by Decades vs. St. Louis: 1960s (7-12-1); 1970s (20-20-11); 1980s (8-20-4); 1990s (2-4-0).

PITTSBURGH PENGUINS vs. ST. LOUIS BLUES REGULAR SEASON													
YEAR	GP	W	L	T	GF	GA	YEAR	GP	W	L	T	GF	GA
1967-68	10	4	6	0	25	33	1980-81	4	2	2	0	19	19
1968-69	8	3	4	1	15	16	1981-82	3	1	2	0	9	10
1969-70	8	1	5	2	11	28	1982-83	3	0	3	0	11	16
1970-71	6	0	3	3	13	16	1983-84	3	0	2	1	7	11
1971-72	6	3	3	0	17	13	1984-85	3	1	2	0	10	15
1972-73	5	3	2	0	25	20	1985-86	3	2	1	0	16	11
1973-74	6	2	3	1	19	19	1986-87	3	1	0	2	13	12
1974-75	4	1	1	2	11	13	1987-88	3	0	3	0	10	16
1975-76	4	2	2	0	17	14	1988-89	3	1	1	1	15	9
1976-77	4	3	1	0	17	13	1989-90	3	0	3	0	10	22
1977-78	4	2	1	1	13	11	1990-91	3	1	2	0	9	10
1978-79	4	2	1	1	16	16	1991-92	2	1	1	0	5	7
1979-80	4	1	2	1	12	14	TOTAL	109	37	56	16	345	384

1991-92 SEASON NOTES—(Dec. 7, P-1 at SL-5): St. Louis races to a 5-0 first period lead and never looks back behind two goals from Ron Sutter. Curtis Joseph turns aside 29 shots. Mark Recchi runs the Blues' shutout with a third period power play goal. (Feb. 1, SL-1 at P-4): The Penguins score four first period goals on 26 shots, the most ever allowed by the Blues in a period, and coast to the 4-1 victory, breaking a three-game losing streak. Kevin Stevens leads the Penguins with one goal and two assists.

THIS YEAR'S SCHEDULE

Oct. 29 at St. Louis 8:35*
 Nov. 5 at Pittsburgh 7:35
 *Pittsburgh time



PITTSBURGH VS ST. LOUIS



1991-92	GP	W	L	T	PTS	GF	GA	PPG	SHG	PEN	PIM
PITTSBURGH	2	1	1	0	2	5	7	1-8	0	7	14
ST. LOUIS	2	1	1	0	2	7	5	2-6	0	9	18

AT PITTSBURGH (1-0-0)

Dec. 7 Pittsburgh 1 (Barrasso) at ST. LOUIS 6 (JOSEPH)
 Feb. 1 St. Louis 1 (Joseph) at PITTSBURGH 4 (BARRASSO)
 Young replaced Barrasso at 20:00 on Dec. 7th
 Hebert replaces Joseph at 14:40 on Feb. 1st

AT ST. LOUIS (0-1-0)

WG - Shanahan
 WG - Recchi

GOALS & SHOTS BY PERIODS	1ST	2ND	3RD	OVT	TOTAL
PITTSBURGH	4-31	1-22	0-22	—	5-75
ST. LOUIS	5-26	2-20	0-18	—	7-64

PITTSBURGH	GP	G	A	PTS	PIM	SOG	+/-	ST. LOUIS	GP	G	A	PTS	PIM	SOG	+/-
Recchi	2	2	1	3	0	9	-2	Ron Sutter	2	2	1	3	0	3	+3
Stevens	2	1	2	3	0	10	-1	P.Cavallini	2	1	2	3	2	8	+2
Murphy	2	1	1	2	2	7	+1	Emerson	2	1	2	3	0	4	+3
Trottier	1	0	2	2	0	7	+2	Shanahan	2	1	2	3	2	5	+2
Francis	2	0	2	2	2	4	+1	Christian	2	0	2	2	2	2	+2
Mullen	2	1	0	1	0	10	E	Marshall	1	1	0	1	2	2	E
Coffey	2	0	1	1	0	5	-2	Lowry	2	1	0	1	0	2	E
U.Samuelsson	2	0	1	1	0	0	E	Brown	2	0	1	1	2	3	-1
Bourque	1	0	0	0	0	0	-1	Butcher	2	0	1	1	0	2	+3
Caulfield	1	0	0	0	0	0	E	Hull	2	0	1	1	0	10	-3
Hrdina	1	0	0	0	0	2	E	Cates	2	0	1	1	0	5	-3
Jagr	1	0	0	0	0	3	-1	Hebert	1	0	0	0	0	0	-
Lemieux	1	0	0	0	2	1	-3	Joseph	1	0	0	0	0	0	-
Paek	1	0	0	0	0	2	E	Mongeau	1	0	0	0	0	1	E
Stanton	1	0	0	0	0	0	E	Robinson	1	0	0	0	2	1	E
Young	1	0	0	0	0	0	-	Rich Sutter	1	0	0	0	0	4	-1
Barrasso	2	0	0	0	0	0	-	Bassen	2	0	0	0	0	2	E
Jennings	2	0	0	0	0	0	+1	G.Cavallini	2	0	0	0	0	1	-1
Errey	2	0	0	0	0	4	+1	Chase	2	0	0	0	0	0	+1
Leach	2	0	0	0	0	2	-1	Norwood	2	0	0	0	2	2	-1
Loney	2	0	0	0	4	4	E	Wilson	2	0	0	0	2	3	E
Priestlay	2	0	0	0	0	0	E	Zombo	2	0	0	0	0	4	-1
Roberts	2	0	0	0	0	3	E	Bench					2		
Tagianetti	2	0	0	0	4	2	-2								
TOTAL	2		(5-10-15)	14	75			TOTAL	2		(7-13-20)	18	64		

GOALTENDERS	GP	MP	GF	GA	ENG	SO	AVG	SHOTS	SPCT.	W-L-T
Young (P)	1	40:00	1	1	0	0	1.50	16	.938	0-0-0
Barrasso (P)	2	80:00	4	6	0	0	4.50	48	.875	1-1-0
PITTSBURGH TOTAL	2	120:00	5	7	0	0	3.50	64	.891	1-1-0
Hebert (ST)	1	45:20	1	0	0	0	0.00	27	1.000	0-0-0
Joseph (ST)	2	74:40	6	5	0	0	4.02	48	.896	1-1-0
ST. LOUIS TOTAL	2	120:00	7	5	0	0	2.50	75	.933	1-1-0

POWER PLAY GOALS: PITTSBURGH (1 for 8) - Recchi
 ST. LOUIS (2 for 6) - Shanahan & Ron Sutter


All-Time vs BLUES	GP	W	L	T	PTS	GF	GA
Pittsburgh Home	54	24	19	11	59	198	164
Pittsburgh Away	55	13	37	5	31	147	220
1967-1992 TOTAL	109	37	56	16	90	345	384

Ron Caron has been the general manager of the Blues since 1983-84...Brett Hull's 17 hat tricks are a franchise record...Curtis Joseph played in 60 games in 1991-92, most by a Blues' goalie since Mike Liut's 68 in 1982-83.



GEORGE KINGSTON

SAN JOSE SHARKS



PAT FALLOON

Location: 10 Almaden Blvd., Suite 600, San Jose, CA 95113
Founded: 1990

Governor: George Gund, III
VP and Director of Hockey Operations: Dean Lombardi
VP and Director of Player Personnel: Chuck Grillo
VP and Head Coach: George Kingston

NHL Career Record (Seasons): 17-58-5 (1)

Associate Coach: Bob Murdoch

Director of Media Relations: Tim Bryant

Assistant Director of Media Relations: Ken Arnold

Assistant Director of Media Relations: Jill Freeman

Trainer: Tom Woodcock

Arena (Capacity): Cow Palace (11,100)

General Office Phone: (408) 287-7070

Press Box Phone: (415) 469-6380

FAX Phone: (408) 999-5797

Starting Times of Games: AN 7:35, Mat. 1:35

Team Colors: Pacific Teal, Gray, Black and White

Radio: KNEW 910 AM

Commercial TV: KICU, Channel 36 and KG0, Channel 7

Cable TV: SportsChannel Pacific

(Satellite Coordinates — vary)

All-Time NHL Record: 17-58-5

1991-92 Record: 17-58-5

1991-92 Finish: 6th (Smythe Division)

1992 Playoff Record: Did Not Make Playoffs

1991-92 Top Scorer: Pat Falloon (25-34-59)

Stanley Cup Titles: None

All-Time San Jose Scorer vs. Pittsburgh:

Pat Falloon (3 gp, 1-1-2); Brian Mullen (3gp, 1-1-2); David Williams (3gp, 0-2-2)

All-Time Pittsburgh Scorer vs. San Jose:

Mario Lemieux (3 gp, 5-8-13)

Longest San Jose Win Streak vs. Pittsburgh:

None

Longest Pittsburgh Win Streak vs. San Jose:

3, Dec. 5, 1991 - Mar. 6, 1992 — current

Longest San Jose Undefeated Streak vs. Pittsburgh:

None

Longest Pittsburgh Undefeated Streak vs. San Jose:

3, Dec. 5, 1991 - Mar. 6, 1992 (3-0-0) — current

Last Pittsburgh Win at Home: Dec. 17, 1991 (10-2)

Last San Jose Win at Home: None

Last Pittsburgh Win at San Jose: Mar. 6, 1992 (7-3)

Last San Jose Win at Pittsburgh: None

Most Goals by Pittsburgh vs. San Jose:

10, Dec. 17, 1991 (P, 10-2)

Most Goals by San Jose vs. Pittsburgh:

3, Mar. 6, 1992 (P, 7-3)

Most Goals by Both Teams: 12, Dec. 17, 1991 (P, 10-2)

Last Pittsburgh Shutout vs. San Jose:

Dec. 5, 1991 (8-0) — Tom Barrasso

Last San Jose Shutout vs. Pittsburgh:

None

Last Pittsburgh Hat Trick vs. San Jose:

Mar. 6, 1992 — Rick Tocchet

Last San Jose Hat Trick vs. Pittsburgh:

None

Last Pittsburgh Trade with San Jose: None

Overtime Record vs. Pittsburgh: 0-0-0

Penguins' Record by Decades vs. San Jose: 1990s (3-0-0)

1991-92 SEASON NOTES—(Dec. 5, P-8 at SJ-0): The Penguins make their first-ever visit to the Cow Palace a memorable one, scoring six times in the second period to rout the Sharks. Kevin Stevens records his fourth hat trick of the season and Tom Barrasso makes 39 saves to post the shutout, the 15th of his career. (Dec. 17, SJ-2 at P-10): The Penguins score 10 consecutive goals, including a club record eight in the second period, to rout the Sharks for the second time in 12 days. Mario Lemieux and Jamie Leach both score twice for Pittsburgh. (Mar. 6, P-7 at SJ-3): Rick Tocchet scores the hat trick with a power play goal, an even strength goal and a short-handed goal. Kevin Stevens chips in with two goals as the Penguins stretch their win streak to three games.

THIS YEAR'S SCHEDULE

Dec. 5	at San Jose	4:35*
Mar. 23	at Pittsburgh	7:35

*Pittsburgh time



PITTSBURGH VS SAN JOSE



1991-92	GP	W	L	T	PTS	GF	GA	PPG	SHG	PEN	PIM
PITTSBURGH	3	3	0	0	6	25	5	8-22	2	30	69
SAN JOSE	3	0	3	0	0	5	25	1-15	0	38	96

AT PITTSBURGH (1-0-0)

Dec. 5 PITTSBURGH 8 (BARRASSO) at San Jose 0 (Hackett)
 Dec. 17 San Jose 2 (Myllys) at PITTSBURGH 10 (YOUNG)
 Mar. 6 PITTSBURGH 7 (BARRASSO) at San Jose 3 (Myllys)
 Irbe replaced Hackett at 20:00 on Dec. 5th
 Hayward replaced Irbe at 31:43 on Dec. 5th
 Hayward replaced Myllys at 40:00 on Dec. 17th

AT SAN JOSE (2-0-0)

WG - Lemieux
 WG - Mullen
 WG - Errey

GOALS & SHOTS BY PERIODS:

	1ST	2ND	3RD	OVT	TOTAL
PITTSBURGH	6-50	17-48	2-27	—	25-125
SAN JOSE	1-24	1-44	3-37	—	5-104

PITTSBURGH	GP	G	A	PTS	PIM	SOG	+/-	SAN JOSE	GP	G	A	PTS	PIM	SOG	+/-
Lemieux	3	5	8	13	2	20	+5	Faloon	3	1	1	2	0	11	-1
Stevens	3	6	2	8	8	13	+5	Mullen	3	1	1	2	0	8	-3
Recchi	2	2	4	6	0	3	+3	Williams	3	0	2	2	2	8	-1
Coffey	2	1	4	5	0	8	+2	Berezan	2	1	0	1	0	3	-3
Errey	3	3	1	4	6	8	+4	Fenton	3	1	0	1	0	10	-3
Francis	3	0	4	4	0	3	+4	Kislo	3	1	0	1	2	6	-3
Tocchet	1	3	0	3	4	7	+2	Bruce	2	0	1	1	0	4	-2
Mullen	3	1	2	3	4	9	+3	Craigwell	2	0	1	1	0	3	-3
Murphy	3	0	3	3	2	6	+6	Gaetz	2	0	1	1	39	1	-1
Roberts	3	0	3	3	2	1	+4	More	2	0	1	1	4	4	-4
Leach	2	2	0	2	0	4	+1	Anderson	1	0	0	0	5	0	-3
Loney	3	1	1	2	7	7	+1	Bozak	1	0	0	0	0	1	-1
Jagr	3	0	2	2	2	10	+3	Colman	1	0	0	0	7	1	E
Hrdina	1	1	0	1	0	3	E	Hackett	1	0	0	0	0	0	-
McEachern	1	0	1	1	0	4	+1	Hammond	1	0	0	0	0	7	-1
Stanton	1	0	1	1	0	4	+2	Irbe	1	0	0	0	0	0	-
Jennings	2	0	1	1	2	3	+1	Lappin	1	0	0	0	0	2	E
Priestlay	2	0	1	1	0	2	+2	Lawton	1	0	0	0	0	3	-3
U.Samuelsson	2	0	1	1	6	2	+3	Lessard	1	0	0	0	2	0	-3
Bourque	3	0	1	1	0	1	+3	MacLeod	1	0	0	0	0	1	-3
Taglianetti	3	0	1	1	8	0	+3	Presley	1	0	0	0	2	3	E
Caufield	1	0	0	0	7	3	E	Quintin	1	0	0	0	0	0	+1
Chychrun	1	0	0	0	9	1	+2	Scremin	1	0	0	0	0	1	-3
Trotter	1	0	0	0	0	1	E	Wilkinson	1	0	0	0	4	0	-1
Young	1	0	0	0	0	0	-	Hayward	2	0	0	0	0	0	-
Barrasso	2	0	0	0	0	0	-	Hrkac	2	0	0	0	0	3	-5
Paek	2	0	0	0	0	2	+3	McGill	2	0	0	0	0	1	-5
								Myllys	2	0	0	0	0	0	-
								Sullivan	2	0	0	0	0	3	-2
								Wilson	2	0	0	0	6	10	-6
								Evason	3	0	0	0	4	2	-4
								Odgers	3	0	0	0	15	6	-5
								Zetler	3	0	0	0	4	2	-1
TOTAL	3		(25-41-66)	69	125			TOTAL	3		(5-8-13)	96	104		

GOALTENDERS	GP	MP	GF	GA	ENG	SO	AVG	SHOTS	SPCT.	W-L-T
Barrasso (P)	2	119:38	15	3	0	1	1.51	70	.957	2-0-0
Young (P)	1	60:00	10	2	0	0	2.00	34	.941	1-0-0
PITTSBURGH TOTAL	3	180:00	25	5	0	1	1.67	104	.952	3-0-0
Hackett (S)	1	20:00	0	1	0	0	3.00	9	.888	0-1-0
Hayward (S)	2	51:43	2	3	0	0	3.48	23	.870	0-0-0
Myllys (S)	2	100:00	3	17	0	0	10.20	80	.788	0-2-0
Irbe (S)	1	8:17	0	4	0	0	28.99	13	.692	0-0-0
SAN JOSE TOTAL	3	180:00	5	25	0	0	8.33	125	.800	0-3-0

POWER PLAY GOALS: PITTSBURGH (8 for 22) - Lemieux (3), Stevens (3), Coffey, Tocchet

SAN JOSE (1 for 15) - Mullen

SHORT-HANDED GOALS: PITTSBURGH (2) - Lemieux & Tocchet

HAT TRICKS: PITTSBURGH (2) - Stevens (Dec. 5), Tocchet (Mar. 6)

All-Time VS SAN JOSE	GP	W	L	T	PTS	GF	GA
Pittsburgh Home	1	1	0	0	2	10	2
Pittsburgh Away	2	2	0	0	4	15	3
1991-92 TOTAL	3	3	0	0	6	25	5

The Sharks used 42 different players in their inaugural season...Fourteen of San Jose's 17 wins came at the Cow Palace...Pat Faloon was the fifth leading rookie scorer in 1991-92.



PAT BURNS

TORONTO MAPLE LEAFS



DOUG GILMOUR

Location: 60 Carlton Street, Toronto, Ontario M5B 1L1
 Founded: 1917
 President and General Manager: Cliff Fletcher
 Head Coach: Pat Burns
 NHL Career Record (Seasons): 174-104-42 (4)
 Assistant Coaches: Mike Kitchen and Mike Murphy
 Director of Communications: Bob Stellick
 Public Relations Coordinator: Pat Park
 Trainer: Chris Broadhurst
 Arena (Capacity): Maple Leaf Gardens (15,642)
 General Office Phone: (416) 977-1641
 Press Box Phone: (416) 977-1641 ext. 6261
 FAX Phone: (416) 977-5364
 Starting Times of Games: WN-7:35; Sat-8:05; Sun.-7:05
 Team Colors: Blue and White
 Radio: Telemedia Radio Network
 Commercial TV: Global Network and CBC-TV 5
 Cable TV: None
 All-Time NHL Record: 1957-1964-671
 1991-92 Record: 30-43-7
 1991-92 Finish: 5th (Norris Division)
 1992 Playoff Record: Did Not Make Playoffs
 1991-92 Top Scorer: Doug Gilmour (26-61-87)
 Stanley Cup Titles: 13 (1918, 1922, 1932, 1942, 1945, 1947-49, 1951, 1962-64 and 1967)

All-Time Toronto Scorer vs. Pittsburgh:
 Darryl Sittler (53 gp, 29-37-66)
All-Time Pittsburgh Scorer vs. Toronto:
 Mario Lemieux (21 gp, 23-29-52)
Longest Toronto Win Streak vs. Pittsburgh:
 4, Feb. 17, 1971 - Dec. 28, 1971
Longest Pittsburgh Win Streak vs. Toronto:
 6, Dec. 30, 1974 - Feb. 19, 1976
Longest Toronto Undeclared Streak vs. Pittsburgh:
 9, Jan. 13, 1988 - Mar. 1, 1989 (4-0-4)
Longest Pittsburgh Undeclared Streak vs. Toronto:
 6, Dec. 30, 1974 - Feb. 19, 1976 (6-0-0)
Last Pittsburgh Win at Home: Feb. 18, 1992 (7-1)
Last Toronto Win at Home: Mar. 14, 1992 (6-3)
Last Pittsburgh Win at Toronto: Jan. 17, 1991 (6-5 OT)
Last Toronto Win at Pittsburgh: Oct. 25, 1989 (8-6)
Most Goals by Pittsburgh vs. Toronto:
 12, Dec. 26, 1991 (P, 12-1)
Most Goals by Toronto vs. Pittsburgh:
 9, Jan. 7, 1980 (T, 9-5)
Most Goals by Both Teams: 15, Feb. 21, 1991 (P, 11-4)
Last Pittsburgh Shutout vs. Toronto:
 Dec. 8, 1970 (4-0) — Al Smith
Last Toronto Shutout vs. Pittsburgh:
 Oct. 29, 1987 (4-0) — Allan Bester
Last Pittsburgh Hat Trick vs. Toronto:
 Feb. 18, 1992 — Joe Mullen
Last Toronto Hat Trick vs. Pittsburgh:
 Mar. 5, 1980 — Darryl Sittler
Last Pittsburgh Trade with Toronto: Aug. 13, 1983,
 Vincent Tremblay and Rocky Sagdniuk to Pittsburgh for
 Pat Graham and Nick Ricci
Overtime Record vs. Pittsburgh: 1-1-1

Penguins' Record by Decades vs. Toronto: 1960s (4-5-4); 1970s (21-21-7); 1980s (16-14-4); 1990s (4-3-0).

PITTSBURGH PENGUINS vs. TORONTO MAPLE LEAFS REGULAR SEASON													
YEAR	GP	W	L	T	GF	GA	YEAR	GP	W	L	T	GF	GA
1967-68	4	2	1	1	9	14	1980-81	4	1	2	1	15	16
1968-69	6	0	3	3	11	19	1981-82	3	0	1	2	10	12
1969-70	6	2	2	2	14	19	1982-83	3	1	2	0	8	15
1970-71	6	2	3	1	18	18	1983-84	3	1	1	1	8	7
1971-72	6	2	4	0	13	14	1984-85	3	2	1	0	12	9
1972-73	5	2	2	1	18	17	1985-86	3	3	0	0	18	9
1973-74	5	1	3	1	13	20	1986-87	3	1	2	0	12	13
1974-75	5	4	1	0	31	21	1987-88	3	2	1	0	9	9
1975-76	5	4	1	0	32	18	1988-89	3	2	1	0	16	10
1976-77	5	2	1	2	19	16	1989-90	3	1	2	0	17	21
1977-78	5	3	2	0	17	22	1990-91	3	2	1	0	20	15
1978-79	4	1	3	0	10	19	1991-92	3	2	1	0	22	8
1979-80	4	2	2	0	18	20	TOTAL	103	45	43	15	390	381

1991-92 SEASON NOTES—(Dec. 26, T-I at P-12): Joe Mullen scores four goals for the second consecutive game, the first Penguin ever to do so. Mario Lemieux has seven points on two goals and five assists to lead the rout. The Penguins tie club records for goals in a game (12) and largest margin of victory (11 goals — 12-1). (Feb. 18, T-I at P-7): The Penguins snap a six-game winless string as Joe Mullen records his second hat trick of the year against the Leafs. Ron Francis scores twice as well. (Mar. 14, P-3 at T-6): Six different Maple Leafs score to back the 31 save performance of Grant Fuhr. Toronto scores three times in the last two periods on a total of five shots.

THIS YEAR'S SCHEDULE

Nov. 7	at Toronto	8:05
Dec. 31	at Pittsburgh	6:35



PITTSBURGH VS TORONTO



	GP	W	L	T	PTS	GF	GA	PPG	SHG	PEN	PIM
1991-92 PITTSBURGH	3	2	1	0	4	22	8	5-12	0	19	60
TORONTO	3	1	2	0	2	8	22	1-10	1	22	55

AT PITTSBURGH (2-0-0)

Dec. 26 Toronto 1 (Fuhr) at PITTSBURGH 12 (BARRASSO)
 Feb. 18 Toronto 1 (Wamsley) at PITTSBURGH 7 (BARRASSO)
 Mar. 14 Pittsburgh 3 (Wregget) at TORONTO 6 (FUHR)
 Wregget replaced Young at 20:00 on Mar. 14th

AT TORONTO (0-1-0)

WG - Mullen
 WG - Francis
 WG - Bradley

GOALS & SHOTS BY PERIODS:

	1ST	2ND	3RD	OVT	TOTAL
PITTSBURGH	7-33	6-37	9-31	—	22-101
TORONTO	4-35	0-24	4-17	—	8-76

PITTSBURGH	GP	G	A	PTS	PIM	SOG	+/-	TORONTO	GP	G	A	PTS	PIM	SOG	+/-
Mullen	3	7	4	11	2	10	+8	Gilmour	2	1	2	3	0	7	+2
Lemieux	3	3	8	11	0	14	+5	Ellett	3	0	3	3	0	2	-1
Stevens	3	3	7	10	12	8	+6	Osborne	1	1	1	2	0	1	+1
Francis	3	4	2	6	4	6	+3	Anderson	2	1	1	2	0	7	+1
Recchi	2	0	4	4	2	1	+2	Krushelnyski	3	0	2	2	2	1	+1
Jagr	2	2	1	3	0	8	E	Maguire	1	1	0	1	0	2	+1
Murphy	3	1	2	3	2	12	+3	Sacco	1	1	0	1	0	2	+2
Cofley	2	1	1	2	0	4	+4	Larose	2	1	0	1	0	3	-2
Errey	3	1	1	2	2	8	+3	Nattress	2	1	0	1	0	1	-2
Hrdina	3	0	2	2	0	3	+2	Bradley	3	1	0	1	0	5	-6
U. Samuelsson	3	0	2	2	0	5	+7	McClelland	1	0	1	1	4	2	E
McEachern	1	0	1	1	0	1	+1	Fuhr	2	0	1	1	0	0	-
Priestlay	1	0	1	1	0	0	E	Macoun	2	0	1	1	0	1	-2
Leach	2	0	1	1	0	1	E	Pearson	2	0	1	1	12	3	-3
Stanton	2	0	1	1	0	2	+3	Gill	3	0	1	1	6	3	-2
Paek	3	0	1	1	4	1	+4	Baumgartner	1	0	0	0	2	0	-1
Bourque	1	0	0	0	15	0	-1	Berube	1	0	0	0	0	2	+1
Chychrun	1	0	0	0	5	1	-1	Godynnyuk	1	0	0	0	0	0	-4
Jennings	1	0	0	0	0	0	+2	Hannan	1	0	0	0	0	0	-1
K. Samuelsson	1	0	0	0	0	3	-1	Leeman	1	0	0	0	0	5	-2
Taglianetti	1	0	0	0	4	0	+2	Manderville	1	0	0	0	0	0	E
Tocchet	1	0	0	0	2	4	-3	McLlwain	1	0	0	0	4	1	E
Wregget	1	0	0	0	0	0	-	Pettit	1	0	0	0	2	0	-3
Young	1	0	0	0	0	0	-	Wamsley	1	0	0	0	0	0	-
Barrasso	2	0	0	0	0	0	-	Clark	2	0	0	0	13	7	-2
Caulfield	2	0	0	0	2	3	E	DeBlois	2	0	0	0	2	1	-2
Roberts	2	0	0	0	0	0	-2	Loiselle	2	0	0	0	0	3	-2
Trottier	2	0	0	0	0	2	E	Marios	2	0	0	0	2	5	-7
Loney	3	0	0	0	4	4	+1	Shannon	2	0	0	0	2	1	-4
								Zezel	2	0	0	0	0	4	-6
								Bullard	3	0	0	0	0	4	-7
								Rouse	3	0	0	0	4	3	-1
TOTAL	3	(22-39-61)	60	101				TOTAL	3	(8-14-22)	55	76			

GOALTENDERS	GP	MP	GF	GA	ENG	SO	AVG	SHOTS	SPCT.	W-L-T
Barrasso (P)	2	120:00	19	2	0	0	1.00	54	.963	2-0-0
Wregget (P)	1	40:00	3	2	1	0	3.00	4	.500	0-1-0
Young (P)	1	20:00	0	3	0	0	9.00	17	.824	0-0-0
PITTSBURGH TOTAL	3	180:00	22	8	1	0	2.67	76	.895	2-1-0
Wamsley (T)	1	60:00	1	7	0	0	7.00	35	.800	0-1-0
Fuhr (T)	2	120:00	7	15	0	0	7.50	66	.773	1-1-0
TORONTO TOTAL	3	180:00	8	22	0	0	7.33	101	.782	1-2-0

POWER PLAY GOALS: PITTSBURGH (5 for 12) - Lemieux (2), Mullen (2) & Francis
 TORONTO (1 for 10) - Bradley

SHORT-HANDED GOALS: TORONTO (1) - Osborne

HAT TRICKS: PITTSBURGH (2) - Joe Mullen (2) (Dec. 26 and Feb. 18)

All-Time vs MAPLE LEAFS	GP	W	L	T	PTS	GF	GA
Pittsburgh Home	52	28	19	5	61	218	169
Pittsburgh Away	51	17	24	10	44	172	212
1967-1992 TOTAL	103	45	43	15	105	390	381

The Maple Leafs are entering their 76th NHL season...Darryl Sittler holds the NHL record for points in a game with 10 on February 7, 1976...Toronto had the best overtime record in the NHL in 1991-92 with a 4-0-7 record.

VANCOUVER CANUCKS



PAT QUINN



TREVOR LINDEN

Location: 100 North Renfrew St., Vancouver, B.C. V5K 3N7
 Founded: 1970
 Chairman: Frank Griffiths
 President and General Manager: Pat Quinn
 Head Coach: Pat Quinn
 NHL Career Record (Seasons): 267-219-90 (9)
 Assistant Coaches: Ron Wilson, Rick Ley and Stan Smyl
 Director of Media Relations: Steve Tambellini
 Director of Hockey Information: Steve Frost
 Trainers: Larry Ashley, Pat O'Neill and Ed Georgica
 Arena (Capacity): Pacific Coliseum (16,123)
 General Office Phone: (604) 251-5141
 Press Box Phone: (604) 254-5141 ext. 232/(604) 254-5145
 FAX Phone: (604) 251-5123
 Starting Times of Games: WN-7:35, Sat.-5:05,
 Sun.-7:05; Mat.-2:05
 Team Colors: White, Black, Red and Gold
 Radio: CKNW 980 AM and Western Information Network
 Commercial TV: BCTV and CBC
 Cable TV: None
 All-Time NHL Record: 808-881-263
 1991-92 Record: 42-26-12
 1991-92 Finish: 1st (Smythe Division)
 1992 Playoff Record: Won, Winnipeg, 4-3, Smythe Division
 Semi-Finals: Lost, Edmonton, 4-2, Smythe Division Finals
 1991-92 Top Scorer: Trevor Linden (31-44-75)
 Stanley Cup Titles: None

All-Time Vancouver Scorer vs. Pittsburgh:
 Don Lever (33 gp, 17-17-34)
 All-Time Pittsburgh Scorer vs. Vancouver:
 Mario Lemieux (20 gp, 20-27-47)
 Longest Vancouver Win Streak vs. Pittsburgh:
 2, 5 times, last time — Jan. 7, 1989 - Nov. 5, 1989
 Longest Pittsburgh Win Streak vs. Vancouver:
 4, Nov. 4, 1976 - Jan. 23, 1971
 Longest Vancouver Undeclared Streak vs. Pittsburgh:
 4, Nov. 26, 1960 - Mar. 17, 1981 (3-0-1)
 Longest Pittsburgh Undeclared Streak vs. Vancouver:
 6, Jan. 10, 1976 - Jan. 19, 1977 (4-0-2)
 Last Pittsburgh Win at Home: Mar. 26, 1992 (7-3)
 Last Vancouver Win at Home: Feb. 27, 1991 (4-3)
 Last Pittsburgh Win at Vancouver: Jan. 12, 1992 (4-3)
 Last Vancouver Win at Pittsburgh: Jan. 7, 1989 (7-5)
 Most Goals by Pittsburgh vs. Vancouver:
 9, Oct. 6, 1976 (P, 9-5); Mar. 13, 1979 (P, 9-3);
 Feb. 15, 1986 (P, 9-4)
 Most Goals by Vancouver vs. Pittsburgh:
 10, Dec. 19, 1980 (V, 10-4)
 Most Goals by Both Teams:
 14, four times, last time — Feb. 29, 1984 (V, 9-5)
 Last Pittsburgh Shutout vs. Vancouver:
 Jan. 23, 1987 (6-0) — Gilles Meloche and Roberto Romano
 Last Vancouver Shutout vs. Pittsburgh:
 Feb. 17, 1988 (5-0) — Kirk McLean
 Last Pittsburgh Hat Trick vs. Vancouver:
 Jan. 23, 1987 — Mario Lemieux
 Last Vancouver Hat Trick vs. Pittsburgh:
 Jan. 7, 1989 — Tony Tanti
 Last Pittsburgh Trade with Vancouver: Jan. 8, 1990
 Tony Tanti, Barry Pederson and Rod Buskas to Pittsburgh
 for Dan Quinn, Andrew McBain and Dave Capuano
 Overtime Record vs. Pittsburgh: 0-0-3

Penguins' Record by Decades vs. Vancouver: 1970s (26-13-5); 1980s (14-13-4); 1990s (4-2-1).

PITTSBURGH PENGUINS vs. VANCOUVER CANUCKS													
REGULAR SEASON						REGULAR SEASON							
YEAR	GP	W	L	T	GF	GA	YEAR	GP	W	L	T	GF	GA
1970-71	6	4	1	1	24	15	1981-82	3	2	0	1	13	10
1971-72	6	4	2	0	21	20	1982-83	3	1	2	0	10	17
1972-73	5	3	2	0	18	14	1983-84	3	1	2	0	12	14
1973-74	5	4	1	0	27	16	1984-85	3	2	1	0	17	14
1974-75	4	3	1	0	18	15	1985-86	3	2	1	0	18	11
1975-76	4	2	1	1	16	15	1986-87	3	1	0	2	11	5
1976-77	4	2	1	1	16	10	1987-88	3	1	2	0	10	14
1977-78	4	1	2	1	16	16	1988-89	3	2	1	0	14	12
1978-79	4	3	1	0	24	16	1989-90	3	1	2	0	10	13
1979-80	4	2	1	1	13	12	1990-91	3	1	1	1	9	7
1980-81	4	0	3	1	13	23	1991-92	2	2	0	0	11	6
							TOTAL	82	44	28	10	341	295

1991-92 SEASON NOTES—(Jan. 12, P-4 at V-3): The Penguins score three second period goals and hold off Vancouver. Kevin Stevens, and Paul Coffey have a goal and an assist each in the second game of a three game road trip. (Mar. 26, V-3 at P-7): Mario Lemieux and Rick Tocchet combine for 12 points as the Penguins jump out to a 5-1 lead in a rout of Vancouver. Tocchet and Lemieux each score two goals and four assists. For Lemieux, his second assist is the 600th of his career. Trevor Linden has a goal and an assist for the Canucks.

THIS YEAR'S SCHEDULE

Oct. 20 at Pittsburgh 7:35*
 Jan. 19 at Vancouver 10:35
 *Pittsburgh time



PITTSBURGH VS VANCOUVER



1991-92	GP	W	L	T	PTS	GF	GA	PPG	SHG	PEN	PIM
PITTSBURGH	2	2	0	0	4	11	6	3-6	0	13	40
VANCOUVER	2	0	2	0	0	6	11	0-6	0	13	51

AT PITTSBURGH (1-0-0)

Jan. 12 PITTSBURGH 4 (BARRASSO) at Vancouver 3 (McLean)
 Mar. 26 Vancouver 3 (Gamble) at PITTSBURGH 7 (WREGGET)

AT VANCOUVER (1-0-0)

WG - Jagr
 WG - Tocchet

GOALS & SHOTS BY PERIODS:	1ST	2ND	3RD	OVT	TOTAL
PITTSBURGH	4-17	5-24	2-12	—	11-53
VANCOUVER	1-24	3-19	2-14	—	6-57

PITTSBURGH	GP	G	A	PTS	PIM	SOG	+/-	VANCOUVER	GP	G	A	PTS	PIM	SOG	+/-
Lemieux	1	2	4	6	0	6	+4	Linden	2	1	2	3	2	1	-1
Tocchet	1	2	4	6	2	3	+4	Bure	2	2	0	2	0	6	E
Stevens	2	1	3	4	2	8	+2	Courtmail	2	1	1	2	2	11	-1
Francis	2	2	1	3	0	4	E	Ronning	2	1	1	2	0	2	-1
Coffey	1	1	1	2	0	2	-1	Larionov	2	0	2	2	0	2	+1
Jagr	2	1	1	2	0	2	E	Lumme	2	0	2	2	0	4	E
Recchi	1	0	2	2	0	3	E	Fergus	2	1	0	1	0	3	E
Mullen	1	1	0	1	0	2	+1	Babych	2	0	1	1	0	7	-1
Errey	2	1	0	1	0	4	E	Murzyn	2	0	1	1	2	3	E
Murphy	1	0	1	1	0	3	+3	Valk	2	0	1	1	0	2	+1
Loney	2	0	1	1	2	1	-1	Gamble	1	0	0	0	0	0	-
U.Samuelssoon	2	0	1	1	2	3	+5	Kron	1	0	0	0	0	1	-1
Barrasso	1	0	0	0	0	0	-	Lidster	1	0	0	0	0	0	-1
Bourque	1	0	0	0	0	0	-2	McLean	1	0	0	0	0	0	-
Chychrun	1	0	0	0	10	0	E	Plavsic	1	0	0	0	0	0	E
Hrdina	1	0	0	0	2	0	E	Momesso	1	0	0	0	0	1	-1
Leach	1	0	0	0	0	0	-1	Sandlak	1	0	0	0	12	2	E
McEachern	1	0	0	0	0	3	E	Walter	1	0	0	0	0	3	-1
Priestlay	1	0	0	0	0	1	E	Adams	2	0	0	0	0	3	E
K.Samuelssoon	1	0	0	0	2	0	E	Diduck	2	0	0	0	2	3	-1
Taglianetti	1	0	0	0	2	0	-2	Dirk	2	0	0	0	0	1	-1
Wregget	1	0	0	0	0	0	-	Nedved	2	0	0	0	0	1	-1
Caufield	2	0	0	0	7	0	E	Odjick	2	0	0	0	31	1	E
Jennings	2	0	0	0	7	3	+2								
Roberts	2	0	0	0	0	0	-1								
Stanton	2	0	0	0	0	3	-2								
Trottier	2	0	0	0	2	2	-1								
TOTAL	2	(11-19-30)	40	53				TOTAL	2	(6-11-17)	51	57			

GOALTENDERS	GP	MP	GF	GA	ENG	SO	AVG	SHOTS	SPCT.	W-L-T
Barrasso (P)	1	60:00	4	3	0	0	3.00	26	.885	1-0-0
Wregget (P)	1	60:00	7	3	0	0	3.00	31	.903	1-0-0
PITTSBURGH TOTAL	2	120:00	11	6	0	0	3.00	57	.895	2-0-0
McLean (V)	1	59:32	3	4	0	0	4.03	23	.739	0-1-0
Gamble (V)	1	60:00	3	7	0	0	7.00	30	.767	0-1-0
VANCOUVER TOTAL	2	120:00	6	11	0	0	5.50	53	.792	0-2-0

POWER PLAY GOALS: PITTSBURGH (3 for 6) - Coffey, Stevens & Francis
 VANCOUVER (0 for 6) - None

All-Time vs CANUCKS	GP	W	L	T	PTS	GF	GA
Pittsburgh Home	41	26	8	7	59	184	139
Pittsburgh Away	41	18	20	3	39	157	156
1970-1992 TOTAL	82	44	28	10	98	341	295

The Canucks set franchise records for points (96) and wins (42) in 1991-92...Goaltender Kirk McLean set a franchise record with 38 wins in 1991-92...Pavel Bure tied the franchise record for points by a rookie with 60 (34-26).



TERRY MURRAY

WASHINGTON CAPITALS



MICHAL PIVONKA

Location: Capital Centre, Landover, MD 20785
 Founded: 1974
 Chairman and Governor: Abe Pollin
 President and Alternate Governor: Richard M. Patrick
 Vice President and General Manager: David Poile
 Head Coach: Terry Murray
 NHL Career Record (Seasons): 100-77-17 (3)
 Assistant Coach: John Perpich
 Public Relations Director: Lou Corletto
 Public Relations Assistant: Dan Kaufman
 Trainer: Stan Wong
 Arena (Capacity): Capital Centre (18,130)
 General Office Phone: (301) 386-7000/7084 - PR
 Press Box Phone: (301) 350-3400 ext. 1770
 FAX Phone: (301) 386-7012
 Starting Times of Games: M-Th/Sat-7:35;
 Fri-8:05; Sun-1:35
 Team Colors: Red, White and Blue
 Radio: WMAL 630 AM
 Commercial TV: WDCA, Channel 20
 Cable TV: Home Team Sports
 (Satellite Coordinates: S3, 23 or W5, 20)
 All-Time NHL Record: 581-670-189
 1991-92 Record: 45-27-8
 1981-82 Finish: 2nd (Patrick Division)
 1982 Playoff Record: Lost, Pittsburgh, 4-3, Patrick
 Division Semi-Finals
 1991-92 Top Scorer: Michal Pivonka (23-57-80)
 Stanley Cup Titles: None

All-Time Washington Scorer vs. Pittsburgh:
 Mike Gartner (60 gp, 39-36-75)
 All-Time Pittsburgh Scorer vs. Washington:
 Mario Lemieux (45 gp, 32-39-71)
 Longest Washington Win Streak vs. Pittsburgh:
 9, Dec. 2, 1984 - Nov. 20, 1985
 Longest Pittsburgh Win Streak vs. Washington:
 7, Feb. 2, 1988 - Nov. 30, 1988
 Longest Washington Undefeated Streak vs. Pittsburgh:
 16, Oct. 25, 1983 - Nov. 20, 1985 (15-0-1)
 Longest Pittsburgh Undefeated Streak vs. Washington:
 7, Feb. 2, 1988 - Nov. 30, 1988 (7-0-0)
 Last Pittsburgh Win at Home: Apr. 15, 1992 (4-1)
 Last Washington Win at Home: Feb. 25, 1992 (5-3)
 Last Pittsburgh Win at Washington: Dec. 28, 1991 (6-2)
 Last Washington Win at Pittsburgh: Dec. 14, 1991 (7-2)
 Most Goals by Pittsburgh vs. Washington:
 12, Mar. 15, 1975 (P, 12-1)
 Most Goals by Washington vs. Pittsburgh:
 9, Mar. 1, 1984 (W, 9-1); Dec. 2, 1984 (W, 9-1)
 Most Goals by Both Teams: 15, Oct. 11, 1988 (P, 8-7)
 Last Pittsburgh Shutout vs. Washington:
 Oct. 14, 1983 (4-0) — Denis Herron
 Last Washington Shutout vs. Pittsburgh:
 Oct. 29, 1991 (8-0) — Don Beauregard
 Last Pittsburgh Hat Trick vs. Washington:
 Nov. 25, 1988 — Rob Brown
 Last Washington Hat Trick vs. Pittsburgh:
 Oct. 11, 1988 — Mike Ridley
 Last Pittsburgh Trade with Washington: Mar. 12, 1985,
 Jim McGeough to Pittsburgh for Mark Taylor
 Overtime Record vs. Pittsburgh: 1-4-3

Penguins' Record by Decades vs. Washington: 1970s (17-13-4); 1980s (27-36-5); 1990s (8-7-1)

PITTSBURGH PENGUINS vs. WASHINGTON CAPITALS													
REGULAR SEASON													
YEAR	GP	W	L	T	GF	GA	YEAR	GP	W	L	T	GF	GA
1974-75	6	5	1	0	36	13	1983-84	7	1	6	0	12	28
1975-76	6	4	1	1	36	23	1984-85	7	0	6	1	20	44
1976-77	6	1	4	1	16	22	1985-86	7	1	6	0	22	27
1977-78	6	1	4	1	15	20	1986-87	7	4	3	0	30	26
1978-79	8	4	3	1	32	28	1987-88	7	5	1	1	32	23
1979-80	4	3	1	0	16	10	1988-89	7	4	3	0	31	35
1980-81	4	2	1	1	18	14	1989-90	7	5	2	0	34	28
1981-82	8	5	2	1	40	33	1990-91	7	4	2	1	29	26
1982-83	7	1	5	1	23	36	1991-92	7	2	5	0	21	35
							TOTAL	118	52	56	10	463	471

1991-91 SEASON NOTES—(Oct. 29, W-8 at P-0): Eight different Capitals score goals and Don Beauregard stops 26 shots for the shutout. (Nov. 15, P-2 at W-6): Todd Krzyger scores two second period goals to lead the Capitals. Wendell Young plays the third period stopping all 15 shots he faces. (Dec. 14, W-7 at P-2): The Capitals take a 4-0 lead and continue to dominate the Penguins. Don Beauregard stymies the Penguins by making 31 saves as the Capitals win their third in a row. (Dec. 28, P-6 at W-2): The Penguins break the ice against the Capitals as Mark Recchi and Phil Bourque score twice. The win is the Penguins' third in a row, fourth in a row on the road. (Jan. 26, P-4 at W-6): Dino Ciccarelli scores twice for the Capitals while Mario Lemieux, Kevin Stevens and Jaromir Jagr receive game misconducts at 19:01 of the third for arguing with referee Ron Hoggarth. Jagr would subsequently be suspended for 10 games for bumping Hoggarth. (Feb. 25, P-3 at W-5): Dale Hunter scores twice as the Penguins remain only three points ahead of the New York Islanders for the last playoff spot. (Apr. 15, W-1 at P-4): The Penguins clinch third place in the Patrick Division as Jaromir Jagr scores twice. Capitals coach Terry Murray receives a game misconduct in the third period.

THIS YEAR'S SCHEDULE

Nov. 27	at Washington	8:05
Nov. 28	at Pittsburgh	7:35
Jan. 26	at Pittsburgh	7:35
Jan. 31	at Washington	12:05
Feb. 23	at Washington	1:35
Mar. 25	at Pittsburgh	7:35
Mar. 28	at Washington	1:35



PITTSBURGH VS WASHINGTON



1991-92	GP	W	L	T	PTS	GF	GA	PPG	SHG	PEN	PIM
PITTSBURGH	7	2	5	0	4	21	35	4-41	3	77	248
WASHINGTON	7	5	2	0	10	35	21	8-36	0	80	233

AT PITTSBURGH (1-2-0)

Oct. 29 WASHINGTON 8 (BEAUPRE) at Pittsburgh 0 (Barrasso)
 Nov. 15 Pittsburgh 2 (Barrasso) at WASHINGTON 6 (BEAUPRE)
 Dec. 14 WASHINGTON 7 (BEAUPRE) at Pittsburgh 2 (Barrasso)
 Dec. 28 PITTSBURGH 6 (YOUNG) at Washington 2 (Beaupre)
 Jan. 26 Pittsburgh 4 (Barrasso) at WASHINGTON 6 (BEAUPRE)
 Feb. 25 Pittsburgh 3 (Barrasso) at WASHINGTON 5 (BEAUPRE)
 Apr. 15 Washington 1 (Beaupre) at PITTSBURGH 4 (BARRASSO)
 Pietrangelo replaced Barrasso at 11:50 on Oct. 29th
 Young replaced Barrasso at 40:00 on Nov. 15th

AT WASHINGTON (1-3-0)

WG - Ciccarelli
 WG - Khristich
 WG - Miller
 WG - Bourque
 WG - Druce
 WG - Khristich
 WG - Loney

GOALS & SHOTS BY PERIODS:

	1ST	2ND	3RD	OVT	TOTAL
PITTSBURGH	6-78	7-69	8-62	—	21-209
WASHINGTON	11-73	12-75	12-76	—	35-224

PITTSBURGH	GP	G	A	PTS	PIM	SOG	+/-	WASHINGTON	GP	G	A	PTS	PIM	SOG	+/-
Lemieux	6	1	6	7	28	21	-7	Ciccarelli	7	6	5	11	6	23	+6
Jagr	7	4	3	7	14	19	-1	Ridley	7	3	8	11	4	5	+2
Murphy	7	4	3	7	8	16	-2	Khristich	7	4	6	10	6	18	+5
Stevens	7	1	4	5	48	23	-8	Hunter	7	5	3	8	27	10	+3
Coffey	5	0	5	5	8	16	-6	Miller	7	3	4	7	6	21	+3
Recchi	5	3	0	3	16	13	-1	Latrate	7	1	6	7	16	12	+3
Loney	6	2	1	3	8	8	+1	Burridge	7	3	3	6	8	11	+6
Errey	7	2	1	3	8	13	-2	Pivonka	7	2	4	6	4	21	+2
Bourque	6	2	0	2	4	9	-2	Druce	6	2	2	4	0	15	+3
Francis	7	1	1	2	6	15	-4	Krygier	6	2	2	4	6	11	+3
Paek	4	0	2	2	2	2	-1	Bondra	6	1	3	4	2	16	+2
Stanton	4	0	2	2	4	4	-3	Cote	6	1	3	4	4	9	+5
Hrdina	5	0	2	2	4	7	+3	Hatcher	7	0	4	4	10	23	+4
Mullen	7	0	2	2	0	13	-10	Lalor	5	1	2	3	8	9	-1
Roberts	7	0	2	2	2	2	-3	Tippett	5	1	1	2	8	9	-1
Tocchet	2	1	0	1	6	5	-1	Johansson	7	0	2	2	2	11	E
U.Samuels	4	0	1	1	13	7	E	Bergland	4	0	1	1	0	2	E
Barrasso	5	0	1	1	4	0	-	Langway	5	0	1	1	0	1	+3
Jennings	5	0	1	1	18	3	-1	May	5	0	1	1	39	0	-3
Trotter	5	0	1	1	12	4	-1	Chambers	1	0	0	0	2	0	-2
Chychrun	1	0	0	0	0	0	E	MacDermid	1	0	0	0	2	0	E
McEachern	1	0	0	0	0	0	E	Schlegel	1	0	0	0	0	0	-1
Pietrangelo	1	0	0	0	0	0	E	Sabourin	3	0	0	0	8	2	-2
Wregget	1	0	0	0	0	0	-	Beaupre	7	0	0	0	2	0	-
K.Samuels	2	0	0	0	4	4	-1	Bench					14		
Young	2	0	0	0	0	0	-								
Leach	3	0	0	0	0	1	E								
Taglianetti	3	0	0	0	0	2	-2								
Caulfield	5	0	0	0	31	0	E								
Priestlay	5	0	0	0	0	2	-1								
Bench					2										
TOTAL	7	(21-38-59)	248	209				TOTAL	7	(35-61-96)	233	224			

GOALTENDERS

	GP	MP	GF	GA	ENG	SO	AVG	SHOTS	SPCT.	W-L-T
Young (P)	2	80:00	6	2	0	0	1.50	44	.955	1-0-0
Wregget (P)	1	59:55	3	4	1	0	4.01	26	.846	0-1-0
Barrasso (P)	5	231:45	12	21	0	0	5.44	114	.816	1-4-0
Pietrangelo (P)	1	48:10	0	7	0	0	8.72	39	.821	0-0-0
PITTSBURGH TOTAL	7	420:00	21	35	1	0	5.00	224	.844	2-5-0

Beaupre (W)	7	420:00	35	21	0	1	3.00	209	.900	5-2-0
WASHINGTON TOTAL	7	420:00	35	21	0	1	3.00	209	.900	5-2-0

POWER PLAY GOALS:

PITTSBURGH (4 for 41) - Recchi (2), Lemieux & Tocchet
 WASHINGTON (8 for 35) - Hunter (2), Ridley (2), Cote, Druce
 Ciccarelli & Burridge

SHORT-HANDED GOALS:

PITTSBURGH (3) - Francis, Bourque & Murphy

All-Time VS CAPITALS

	GP	W	L	T	PTS	GF	GA
Pittsburgh Home	58	28	24	6	62	232	201
Pittsburgh Away	60	24	32	4	52	231	269
1974-1992 TOTAL	118	52	56	10	114	463	470

David Poile has been the Capitals' general manager since 1982...The Capitals have not had a 100 point scorer since Mike Gartner's 102 in 1984-85...Rod Langway has been captain of the Capitals since 1982.



JOHN PADDOCK

WINNIPEG JETS



PHIL HOUSLEY

Location: 15 - 1430 Maroons Rd., Winnipeg, Manitoba R3G 0L5
 Founded: 1972 (WHA)
 President/Governor: Barry L. Shenkarow
 Vice President and General Manager: Mike Smith
 Head Coach: John Paddock
 NHL Career Record (Seasons): 33-32-15 (1)
 Assistant Coaches: Terry Simpson, Glen Williamson and Alpo Suhonen
 Director of Communications: Mike O'Hearn
 Trainer: Jim Ramsay
 Arena (Capacity): Winnipeg Arena (15,393)
 General Office Phone: (204) 982-5387
 Press Box Phone: (204) 982-5347
 FAX Phone: (204) 788-4668
 Starting Times of Games: WN-7:35; Sat./Sun.-7:05 Mat.-2:05.
 Team Colors: Blue, Red and White
 Radio: CJOB Radio 680 AM
 Commercial TV: CKY-TV
 Cable TV: None
 All-Time NHL Record: 390-507-143
 1991-92 Record: 33-32-15
 1991-92 Finish: 4th (Smythe Division)
 1992 Playoff Record: Lost, Vancouver, 4-3, Smythe Division Semi-Finals
 1991-92 Top Scorer: Phil Housley (23-63-86)
 Stanley Cup Titles: None

All-Time Winnipeg Scorer vs. Pittsburgh:
 Dale Hawerchuk (27 gp, 18-13-31)
 All-Time Pittsburgh Scorer vs. Winnipeg:
 Mario Lemieux (17 gp, 15-22-37)
 Longest Winnipeg Win Streak vs. Pittsburgh:
 3, Mar. 9, 1986 - Jan. 14, 1987
 Longest Pittsburgh Win Streak vs. Winnipeg:
 9, Oct. 10, 1979 - Dec. 2, 1981
 Longest Winnipeg Undeclared Streak vs. Pittsburgh:
 3, Mar. 9, 1986 - Jan. 14, 1987 (3-0-0)
 Longest Pittsburgh Undeclared Streak vs. Winnipeg:
 9, Oct. 10, 1979 - Dec. 2, 1981 (9-0-0)
 Last Pittsburgh Win at Home: Jan. 4, 1992 (3-2)
 Last Winnipeg Win at Home: Feb. 8, 1991 (6-2)
 Last Pittsburgh Win at Winnipeg: Nov. 8, 1991 (3-1)
 Last Winnipeg Win at Pittsburgh: Jan. 28, 1992 (4-0)
 Most Goals by Pittsburgh vs. Winnipeg:
 9, Dec. 18, 1990 (P, 9-2)
 Most Goals by Winnipeg vs. Pittsburgh:
 7, Jan. 21, 1985 (W, 7-6); Jan. 20, 1989 (W, 7-3)
 Most Goals by Both Teams:
 13, Jan. 21, 1985 (W, 7-6)
 Last Pittsburgh Shutout vs. Winnipeg:
 None
 Last Winnipeg Shutout vs. Pittsburgh:
 Jan. 28, 1992 (4-0) — Bob Essensa
 Last Pittsburgh Hat Trick vs. Winnipeg:
 Mar. 8, 1987 — Mario Lemieux
 Last Winnipeg Hat Trick vs. Pittsburgh:
 Jan. 21, 1985 — Dale Hawerchuk
 Last Pittsburgh Trade with Winnipeg: Jun. 17, 1989,
 Andrew McBain, Jim Kyte and Randy Gilhen to Pittsburgh for
 Randy Cunneyworth, Rich Tabaracci and Dave McLlwain
 Overtime Record vs. Pittsburgh: 3-1-1

Penguins' Record by Decades vs. Winnipeg: 1970s (2-0-0); 1980s (18-13-0); 1990s (5-2-1).

PITTSBURGH PENGUINS vs. WINNIPEG JETS													
REGULAR SEASON													
YEAR	GP	W	L	T	GF	GA	YEAR	GP	W	L	T	GF	GA
1979-80	4	4	0	0	14	8	1986-87	3	1	2	0	9	10
1980-81	4	4	0	0	18	14	1987-88	3	1	2	0	9	12
1981-82	3	2	1	0	7	9	1988-89	3	2	1	0	13	12
1982-83	3	1	2	0	13	14	1989-90	3	2	0	1	13	7
1983-84	3	1	2	0	13	12	1990-91	3	2	1	0	17	12
1984-85	3	1	2	0	14	16	1991-92	3	2	1	0	6	7
1985-86	3	2	1	0	16	8	TOTAL	41	25	15	1	162	141

1991-92 SEASON NOTES—(Nov. 8, P-3 at W-1): Tom Barrasso makes 34 saves to lead the Penguins to the victory. Paul Coffey is credited with the game-winner at 13:45 of the second period, surpassing Denis Potvin for most goals by a defenseman (311). (Jan. 4, W-2 at P-3): Larry Murphy scores twice, once on the power play, in a defensive struggle. Tom Barrasso makes 31 saves, outdueling the Jets' Bob Essensa who made 29. (Jan. 28, W-4 at P-0): The Penguins outshoot the Jets 38-21, but Bob Essensa posts the shutout for Winnipeg. Phil Housley has a goal and an assist for the Jets who were two for 10 on the power play.

THIS YEAR'S SCHEDULE

Dec. 8 at Pittsburgh 7:35
 Jan. 10 at Winnipeg 8:05
 *Pittsburgh time



PITTSBURGH VS WINNIPEG



1991-92	GP	W	L	T	PTS	GF	GA	PPG	SHG	PEN	PIM
PITTSBURGH	3	2	1	0	4	6	7	3-16	0	33	54
WINNIPEG	3	1	2	0	2	7	6	3-19	0	19	36

AT PITTSBURGH (1-1-0)

Nov. 8 PITTSBURGH 3 (BARRASSO) at Winnipeg 1 (Tabaracci)
 Jan. 4 Winnipeg 2 (Essensa) at PITTSBURGH 3 (BARRASSO)
 Jan. 28 WINNIPEG 4 (ESSENSA) at Pittsburgh 0 (Barrasso)

AT WINNIPEG (1-0-0)

WG - Coffey
 WG - Murphy
 WG - Hartman

GOALS & SHOTS BY PERIODS:

	1ST	2ND	3RD	OVT	TOTAL
PITTSBURGH	2-34	2-30	2-29	—	6-93
WINNIPEG	2-31	1-27	4-27	—	7-85

PITTSBURGH	GP	G	A	PTS	PIM	SOG	+/-	WINNIPEG	GP	G	A	PTS	PIM	SOG	+/-
Murphy	3	2	0	2	0	10	-2	Borsato	3	2	1	3	2	3	+2
Lemieux	2	1	1	2	0	5	+1	Housley	3	1	2	3	0	11	+2
Francis	3	1	1	2	0	3	-1	Olczyk	2	1	1	2	2	5	+1
Loney	3	1	1	2	2	7	+2	Olausson	3	0	2	2	4	11	E
Mullen	3	0	2	2	0	12	E	Evans	1	1	0	1	0	0	+1
Recchi	3	0	2	2	6	7	-1	Shannon	2	1	0	1	0	4	+1
Stevens	3	0	2	2	6	11	E	Hartman	3	1	0	1	0	2	+1
Coffey	2	1	0	1	0	11	+2	Broten	1	0	1	1	0	0	+1
Jagr	2	0	1	1	2	5	E	Carlyle	3	0	1	1	0	3	+2
Leach	3	0	1	1	0	3	E	Cronin	3	0	1	1	0	0	+1
Trottier	3	0	1	1	2	2	E	Elynuik	3	0	1	1	2	1	+1
Caufield	1	0	0	0	0	0	E	MacDermid	3	0	1	1	2	5	+2
Roberts	1	0	0	0	2	1	-1	Numminen	3	0	1	1	0	8	-1
Bourque	2	0	0	0	2	0	E	Evans	1	0	0	0	0	1	+1
Jennings	2	0	0	0	2	1	E	Kennedy	1	0	0	0	0	0	-1
Paek	2	0	0	0	2	3	-2	LeBlanc	1	0	0	0	0	0	E
Priestlay	2	0	0	0	0	1	E	Marois	1	0	0	0	0	3	-1
U.Samuelsson	2	0	0	0	14	1	-1	R.Murray	1	0	0	0	2	0	E
Stanton	2	0	0	0	8	5	E	Skriko	1	0	0	0	0	3	-1
Barrasso	3	0	0	0	2	0	-	Tabaracci	1	0	0	0	0	0	-
Errey	3	0	0	0	2	4	-2	Ulanov	1	0	0	0	2	0	E
Hrdina	3	0	0	0	2	1	E	Barnes	2	0	0	0	0	8	-1
Taglianetti	3	0	0	0	0	0	E	Cole	2	0	0	0	2	2	-1
								Essensa	2	0	0	0	0	0	-
								Osborne	2	0	0	0	4	2	-3
								Sykes	2	0	0	0	0	1	-1
								Eagles	3	0	0	0	8	4	-2
								T.Murray	3	0	0	0	4	8	+1
								Bench					2		
TOTAL	3		(6-12-18)		54		93	TOTAL	3		(7-12-19)		36		85

GOALTENDERS

	GP	MP	GF	GA	ENG	SO	AVG	SHOTS	SPCT.	W-L-T
Barrasso (P)	3	180:00	6	7	0	0	2.33	89	.921	2-1-0
PITTSBURGH TOTAL	3	180:00	6	7	0	0	2.33	89	.921	2-1-0
Essensa (W)	2	119:34	6	3	0	1	1.51	70	.957	1-1-0
Tabaracci (W)	1	59:10	1	3	0	0	3.04	23	.870	0-1-0
WINNIPEG TOTAL	3	180:00	7	6	0	1	2.00	93	.935	1-2-0

POWER PLAY GOALS:

PITTSBURGH (3 for 16) - Coffey, Francis & Murphy
 WINNIPEG (3 for 19) - Borsato, Shannon & Housley

All-Time vs JETS

	GP	W	L	T	PTS	GF	GA
Pittsburgh Home	21	14	7	0	28	86	64
Pittsburgh Away	20	11	8	1	23	76	77
1979-1992 TOTAL	41	25	15	1	51	162	141

Bob Essensa set a franchise record with five shutouts in 1991-92...The Jets' 30-game winless streak in 1979-80 is an NHL record...Phil Housley's 86 points (23-63) set a franchise record for points by a defenseman in 1991-92.

TAMPA BAY LIGHTNING

Location: 501 East Kennedy Blvd, Suite 175, Tampa, FL 33602
Founded: 1990
President and General Manager: Phil Esposito
Head Coach: Terry Crisp
NHL Career Record (Seasons): 144-63-33 (3)
Assistant Coach: Wayne Cashman
Vice President/Communications: Gerry Helper
Assistant Communications Directors: Barry Hanrahan and Lisa Katz
Trainer: Skip Thayer
Arena (Capacity): Expo Hall at Florida State Fairgrounds (10,400)
General Office Phone: (813) 229-2658
Press Box Phone: TBA
FAX Phone: (813) 229-3350
Starting Times of Games: AN-7:35; Mat.-1:35
Team Colors: Black, Blue, Silver and White
Radio: WOYK 1010 AM
Commercial TV: WTOG-TV 44
Cable TV: Sunshine Network
 (Satellite Coordinates --- vary)



TERRY CRISP

THIS YEAR'S SCHEDULE

Nov. 1	at	Tampa Bay	7:35
Feb. 27	at	Pittsburgh	1:35

OTTAWA SENATORS

Location: 301 Moodie Drive, Suite 200, Ottawa, Ontario KZH 9C4
Founded: 1990
President: Bruce Firestone
General Manager: Mel Bridgman
Head Coach: Rick Bowness
NHL Career Record (Seasons): 36-32-12 (1)
Assistant Coach: Alain Vigneault
Media Relations Director: Randy Burgess
Assistant Media Relations Director: Dominick Saillant
Trainer: Conrad Lackton
Arena (Capacity): Ottawa Civic Center (10,500)
General Office Phone: (613) 726-0540
Press Box Phone: TBA
FAX Phone: (613) 726-1419
Starting Times of Games: WN-7:35; Sat.-8:05; Sun.-7:05;
 Mat.-1:35
Team- Colors: Red, Black and Gold
Radio: CFRA AM, CJRC AM
Commercial TV: CJHO, CHRO




RICK BOWNESS

THIS YEAR'S SCHEDULE

Oct. 27	at	Ottawa	7:35
Jan. 16	at	Pittsburgh	7:35
Feb. 25	at	Ottawa	7:35
Mar. 20	at	Pittsburgh	7:35



TEAM GEAR BY STARTER®



In the stands or on the streets, our sports outerwear by Starter® puts you in winning form. From our collection: insulated nylon pullover with satin Penguins logo on back, \$100; parka of polyester/nylon with quilted lining and big Penguins logo on back, \$130.

Men's Active Sportswear, all stores. D. 427.

SHOP BY PHONE: 800-860-6600.

KAUFMANN'S

CAREER SCORING RECORD - PITTSBURGH

(Of players who played vs. Pittsburgh in 1991-92)

OPONENT PLAYER	TEAM(S)	GP	G	A	TP	PIM	OPONENT PLAYER	TEAM(S)	GP	G	A	TP	PIM
ACTON, Keith	Mon.-Edm.-Phi	42	7	17	24	50	CONROY, Al	Phi	2	0	0	0	16
ADAMS, Greg	NJ.-Van	30	9	12	21	7	CORKUM, Bob	Bur	2	0	0	0	12
AHOLA, Peter	LA	3	0	1	1	4	CORRIVEAU, Yvon	Was.-Hfd	21	3	4	7	23
ALBELIN, Tommy	Que.-N.J.	22	2	10	12	29	CORSON, Shayne	Mon.	18	6	8	14	25
AMONTE, Tony	NYR	7	1	3	4	4	COTE, Sylvain	Hfd.-Was.	19	2	3	5	12
ANDERSON, Glenn	Edm.-Tor	35	27	25	52	31	COURTNALL, Geoff	Bos.-St.L.-Van	31	15	18	33	51
ANDERSON, Perry	St.L.-N.J.-S.J.	24	8	3	11	56	COURTNALL, Russ	Tor.	23	9	14	23	14
ANDERSSON, Mikael	Bur.-Hfd.	1	3	4	0	0	CRAIG, Mike	Min.	4	0	1	1	4
ANDRUSCHUK, Dave	Bur	27	12	23	24	0	CRAWFORD, L. Dale	St.L.	2	0	1	0	10
ARNEIL, Scott	Wpg.-Buf.-Bos.	28	2	6	8	26	CRAWFORD, Murray	Det.-Phi.-Hfd.	48	20	25	45	47
ASHTON, Brent	Van.-Col.-N.J.-Min.	41	19	11	30	33	CRAWFORD, Louis	Bos.	2	0	0	0	0
AUDETTE, Donald	Que.-Det.-Wpg.-Bos.	4	2	0	2	2	CREIGHTON, Adam	Buf.-Chi.-NYI	10	5	5	10	42
BABYCH, Dave	Wpg.-Hfd.-Van	27	4	15	19	39	CRONIN, Shawn	Wpg.	7	0	2	2	6
BAKER, Jamie	Que.	2	0	0	0	0	CROSSMAN, Doug	Chi-Phi.-LA.-NYI	57	9	24	33	27
BARNES, Stu	Wpg.	2	0	0	0	0	CULLEN, Doug	Hfd.	4	2	4	6	4
BARR, Dave	St.L.-Hfd.-Det.-N.J.	22	4	9	13	12	CUNNEYWORTH, Randy	Buf.-Wpg.-Hfd.	9	1	1	2	29
BASSIN, Bob	NYI-Chi-St.L.	21	1	0	1	14	CURRAN, Brian	Bos-NYI-Tor-Buf	19	3	0	3	74
BAUMGARTNER, Ken	LA-NYI-Tor	19	0	1	1	69	CURRIE, Dan	Edm.	1	0	0	0	0
BEERS, Bob	Bos.	2	0	0	0	0	DAHLEN, Ulf	NYR-Min.	14	4	5	9	28
BELLOWS, Brian	Min.	27	1	12	23	19	DAHLOUJST, Chris	Min.	3	0	1	1	2
BENNETT, Rick	NYR	11	0	0	0	0	DAIGNEAULT, J. J.	Van.-NYI-Mon.	21	2	10	2	22
BENNING, Brian	St.L.-LA.-Phi.	16	1	6	7	24	DALGARNO, Brad	NYI	11	3	2	5	10
BERANEK, Josef	Edm.	3	1	1	2	0	DAMPHOUSSE, Vincent	Tor. Edm.	18	5	12	17	8
BEREZAN, Perry	Cgy.-Min.-S.J.	12	5	2	7	2	DANEYKO, Ken	NJ.	46	3	6	9	135
BERG, Bill	NYI	13	5	6	6	0	DARIELS, Kimbi	Phi.	4	0	1	0	0
BERGEMAN, Marc	Chi.-NYI-Hfd.	23	1	6	7	46	DAY, Joe	Hfd.	1	0	0	0	0
BERGLUND, Tim	Was.	8	0	2	2	0	DeBLOIS, Lucien	NYR-Col-Wpg.	55	9	15	24	85
BERUBE, Craig	Phi.-Cgy.-Tor	23	2	1	3	108	DEMONTE, John	Mon.-Que.-Tor	3	0	0	0	0
BEUKESBOM, Jeff	Edm.-NYR	15	0	4	4	53	DESJARDINS, Eric	Mon.	10	3	5	8	6
BJUGSTAD, Scott	Min.-LA	9	0	0	0	2	DIDUCK, Gerald	NYI-Mon-Van	29	2	9	11	86
BLACK, James	Hfd.	1	1	0	1	0	DIMAJO, Rob	NYI	5	1	0	1	4
BLAKE, Rob	LA	8	0	2	2	2	DINEEN, Kevin	Hfd.-Phi	20	5	14	19	49
BLOEMBERG, Jeff	NYR	7	1	0	1	19	DIONNE, Gilbert	Mon.	2	0	0	0	0
BODGER, Doug	Edm.	2	3	3	6	0	DIRK, Robert	St.L.-Van	5	0	0	0	11
BOIVIN, Claude	Phi	2	0	0	0	15	DJOOS, Per	Det.-NYR	6	0	0	0	4
BONDRA, Peter	Was.	13	2	5	7	8	DOLLA, Bobby	Wpg.-Det.	4	0	1	1	19
BORSATO, Luciano	Wpg.	3	2	1	3	2	DOMI, Tie	NYR	6	0	0	0	32
BOSCHMAN, Laurie	Tor.-Edm.-Wpg.-NJ.	50	13	22	35	89	DONNELLY, Gord	Que.-Wpg.-Buf.	14	0	1	1	60
BOURQUE, Ray	Bos.	37	10	40	50	24	DONNELLY, Mike	NYR-LA	8	2	3	5	2
BOZEK, Steve	LA-Cgy.-St.L.-Van.-SJ	26	7	4	11	6	DOURIS, Peter	Bos.	5	2	1	3	0
BRADLEY, Brian	Cgy.-Van-Tor	14	3	7	10	2	DRIVER, Bruce	NJ.	48	3	31	34	28
BRADY, Neil	NJ.	1	0	0	0	0	DRUCE, John	Was.	21	5	10	15	22
BRICKLEY, Andy	NJ.-Bos.	16	7	12	6	0	DUCHESNE, Gaetan	Was.-Que.-Min.	66	14	23	37	35
BRINDAMOUR, Rod	St.L.-Phi	13	6	17	10	0	DUCHESNE, Steve	LA-Phi	21	8	14	18	18
BRISEBOIS, Patrice	Mon.	2	1	1	2	2	DUPRE Yanck	Phi	1	0	0	0	0
BROTEN, Aaron	Col.-NJ.-Min.-Que.	58	19	31	50	77	EAGLES, Mike	Que.-Chi.-Wpg.	16	1	2	3	12
BROTEN, Neal	Tor.-Wpg.	Min.	26	7	22	29	EKLUND, Pelle	Phi	41	9	20	29	9
BROTEN Paul	Edm.	14	3	4	7	7	ELIK, Todd	LA-Min.	7	3	5	8	2
BROWN, Dave	Phi.-NYR	32	4	6	10	124	ELLETT, Dave	Wpg.-Tor	23	1	12	13	46
BROWN Doug	NJ.	4	3	5	6	0	ELYNIK, Pat	Wpg.	11	5	10	15	6
BROWN, Jeff	Que.-St.L.	15	2	10	12	14	ERIKSON, Nielson	St.L.	2	1	2	0	0
BROWN, Keith	Chi.	30	11	12	32	0	ERIXON, Jan	NYR	51	1	18	24	0
BROWN, Rob	Hfd.	3	1	2	1	0	EVANS, Doug	St.L.	8	2	4	15	4
BRUCE, David	Van.-S.J.	6	0	1	1	19	EVASON, Dean	Was-Hfd.-S.J.	20	4	9	13	18
BUCHBERGER, Kelly	Edm.	11	2	1	3	18	EWEN, Todd	St.L-Mon.	5	0	1	1	12
BULLARD, Mike	Cgy.-St.L.-Phi.-Tor	22	9	6	15	27	FALLOON, Pat	S.J.	3	1	1	2	0
BURE, Pavel	Van.	2	2	0	2	0	FEATHERSTONE, Glen	St.L.	5	0	0	0	6
BUREAU, Marc	Cgy.-Min.	3	0	0	0	2	FEDOROV, Sergei	Det.	6	4	3	7	7
BURR, Shawn	Det.	19	4	8	12	30	FEDYK Brent	Det.	7	0	2	2	4
BURRIDGE, Randy	Bos.-Was.	21	6	6	12	16	FENTON, Paul	Hfd.-LA-Wpg.-Tor.	17	3	2	5	4
BURT, Adam	Hfd.	6	2	2	4	23	FERGUS, Tom	Chi-SJ	28	9	22	31	12
BUTCHFR, Garth	Van.-St.L.	2	0	1	0	62	FERRARO, Ray	Tor.-Van	28	9	22	31	12
BYCE, John	Bos.	2	0	0	0	0	FETISOV, Viacheslav	Hfd.-NYI	26	15	27	42	26
CARBONNEAU, Guy	Mon.	29	12	16	28	14	FINLEY, Jeff	NJ.	20	2	10	12	45
CARKNER, Terry	NYR-Que.-Phi.	33	3	14	17	90	FINNE, Steven	NYI	5	0	0	0	0
CARLYLE, Randy	Tor.-Wpg.	24	2	9	11	35	FITZGERALD, Tom	Que.	16	1	4	5	50
CARPENTER, Bob	Was.-NYR-LA-Bos.	50	20	29	49	64	FLATLEY, Patrick	NYI	11	2	2	4	6
CARSON, Jimmy	LA.-Edm.-Det.	17	6	10	16	2	FLEURY, Theo	NYI	42	16	23	39	62
CASSELLS Andrew	Mon.-Hfd.	6	0	5	5	0	FLEURY, Theo	Cgy.	9	7	7	14	10
CAVALLINI, Gino	Cgy.-St.L.-Que.	17	2	7	9	15	FOGARTY, Bryan	Que.	4	0	0	0	14
CAVALLINI, Paul	Was.-St.L.	15	1	8	9	28	FOOTE, Adam	Que.	1	0	0	0	2
CHAMBERS Shawn	Min.-Was.	10	0	2	30	0	FORSLUND, Tomas	Cgy.	1	0	0	0	0
CHASE, Kelly	St.L.	3	0	0	0	9	FORTIER, Marc	Que.	8	2	3	5	7
CHELIOS, Chris	Mon.-Chi.	21	5	17	22	31	FOSTER, Corey	Phi.	3	0	0	0	0
CHASSON, Steve	Det.	12	3	4	7	16	FREER, Mark	Phi.	3	0	1	1	0
CHORSKE, Tom	Mon.-NJ.	11	1	3	8	8	GAETZ, Link	S.J.	2	0	1	1	39
CHRISTIAN, Dave	Wpg.-Was.-Bos.-St.L.	57	27	23	50	8	GAGNER, Dave	NYR-Min.	16	6	15	12	0
CHURLA, Shane	Hfd.-Cgy.-Min.	10	1	1	2	19	GALLANT, Gerard	Det.	16	5	13	35	0
CHYCHRUIN, Jeff	Phi.-LA	20	1	3	4	66	GALLEY, Gary	LA.-Was.-Bos.-Phi	26	2	7	9	48
CICCARELLI, Dino	Min. Was.	44	20	21	41	41	GARTNER, Mike	Was.-Min.-NYR	77	47	43	90	106
CIGER, Zdeno	NJ.	5	4	1	5	0	GAVIN Stewart	Tor.-Hfd.-Min.	28	6	3	9	28
CIRELLA, Joe	Col.-N.J.-Que.-NYR	50	6	17	23	104	GELINAS, Martin	Edm.	8	3	3	6	2
CLARK, Wendel	Tor.	9	5	2	7	43	GILBERT, Greg	NYI-Chi.	50	7	22	29	39
COFFEY, Paul	Edm.-LA.-Tor	20	9	27	16	14	GILCHRIST, Brent	Mon.	11	2	2	4	6
COLE, Danton	Wpg.	2	1	0	0	0	GILHEIN, Randy	Wpg.-LA.-NYR	5	0	0	0	0
COLEMAN, Mike	St.L.	1	0	0	0	7	GILL, Tor	Phi.	11	5	9	57	0
CONACHER, Pat	NYR-Edm.-NJ.	22	2	5	7	10	GILLIS, Paul	Que.-Chi.-Hfd.	24	4	11	15	57
							GILMOUR, Doug	St.L.-Cgy.-Tor.	24	10	14	24	18

CAREER SCORING RECORDS VS. PITTSBURGH

(Of players who played vs. Pittsburgh in 1991-92)

OPPONENT PLAYER	TEAM(S)	GP	G	A	TP	PIM	OPPONENT PLAYER	TEAM(S)	GP	C	A	TP	PIM
GLENNON, Matt	Bos	1	0	0	0	0	LAPPIN, Pete	Min.-S.J.	2	0	0	0	0
GI YNN, Brian	Cgy.-Min.	5	0	3	0	20	LARIONOV, Igor	Van.	9	2	4	6	2
GODUNUK, Alexander	Tor.	2	0	0	0	5	LARMER, Steve	Chi	29	16	23	39	18
GOULET, Michel	Que.-Chi.	37	21	28	49	16	LAROSE, Guy	Tor.	2	1	0	1	0
GRAHAM, Dirk	Min.-Chi.	23	6	13	19	21	LAUER, Brad	NYI	24	3	4	7	22
GRANATO, Tony	NYR-LA	18	15	8	21	24	LAWTON, Brian	Min.-NYR-Hfd.-Que.-S.J.	16	5	4	7	33
GRAVES, Adam	Det.-Edm.-NYR	17	2	7	9	38	LAZARO, Jeff	Bos.	2	0	1	1	2
GRETZKY, Wayne	Edm. LA	39	60	99	12	0	LEACH, Steve	Was.-Bos.	28	12	5	17	30
GRIMSON, Stu	Chi.	3	0	0	0	2	LEBEAU, Stephen	Mon.	8	1	3	4	0
GUSAROV, Alexei	Que.	5	0	2	2	2	LeBLANC, John	Van.-Wpg.	2	1	2	3	0
GUY, Kevan	Van.-Cgy.	4	0	1	1	0	LeCLAIR, John	Mon.	2	0	1	1	0
HABSCHIED, Marc	Edm. Min.-Det.-Cgy.	1	0	0	0	4	LEDYARD, Grant	NYR-LA-Was.-Buf.	27	1	5	6	29
HALLER, Kevin	Buf.-Mon.	4	0	1	1	0	LEEMAN, Gary	Tor.-Cgy.	24	3	8	11	17
HAMMOND, Ken	LA-S.J.	3	0	0	0	9	LEITCH, Brian	NYR	27	6	29	37	17
HANNAN, Dave	Edm. Tor.	8	3	5	8	10	LEFEBVRE, Sylvain	Mon.	7	1	3	4	4
HARDY, Mark	LA-NYR	47	5	22	27	119	LEMIEUX, Claude	Mon.-N.J.	25	9	10	19	16
HARTMAN, Mike	Buf.-Wpg.	13	2	1	3	62	LEMEUX, Jocelyn	STL-Mon.-Chi.	10	0	0	19	0
HATCHER, Derran	Min.	2	1	0	1	0	LESHCHYSHYN, Curtis	Que.	9	2	1	3	15
HATCHER, Kevin	Was.	49	7	22	29	91	LESSARD, Rick	S.J.	1	0	0	2	0
HAWEERCHUK, Dale	Wpg.-Buf.	33	21	19	40	14	LIDSTER, Doug	Van.	23	3	14	13	13
HAWGOOD, Greg	Bos.-Edm.	7	2	4	6	6	LIDSTROM, Niklas	Det.	3	0	3	3	0
HILLIER, Randy	Bos.-NYI	8	0	0	0	0	LINDBERG, Chris	Cgy.	2	0	0	2	0
HILLIER, Ken	Min.-Bos.	6	1	3	4	0	LINDEN, Trevor	Van.	11	5	7	12	0
HOGUE, Benoit	Buf.-NYI	13	6	12	18	18	LINDSAY, Bill	Que.	2	0	0	2	0
HOLIK, Bobbv	Hfd.	6	2	1	3	10	LOISELLE, Claude	Det.-Que.-Tor.-NYI	29	10	17	17	78
HORACEK, Tony	Phi.	9	1	1	2	10	LOMAKIN, Andrei	Phi.	6	1	1	2	0
HOSTAK, Martin	Phi.	6	1	0	1	4	LOWE, Kevin	Edm.	38	4	20	24	49
HOUDA, Doug	Det.-Hfd.	8	0	2	2	12	LOWRY, Dave	Van.-STL	13	3	0	3	38
HOUGH, Mike	Que.	10	3	3	6	2	LUDWIG, Craig	Mon.-NYI-Min.	26	0	6	14	14
HOULDER, Bill	Was.-Buf.	7	0	1	1	2	LUMME, Jyrki	Mon.-Van.	10	2	6	8	6
HOUSLEY, Phil	Buf.-Wpg.	29	9	20	29	8	MACDERMID, Paul	Hfd.-Wpg.-Was.	17	6	8	35	0
HOWE, Mark	Hfd.-Phi.	62	19	44	62	32	MACINNIS, Al	Cgy.	26	5	23	28	42
HRKAK, Tony	STL-Que.-S.J.-Chi.	13	3	5	8	6	MACIVER, Norm	NYR-Hfd.-Edm.	9	1	4	5	6
HUDDY, Charlie	Edm.-LA	27	2	13	15	12	MACLEOD, Pat	S.J.	1	0	0	0	0
HUDSON, Mike	Chi.	8	2	4	6	2	MACCOUN, Jamie	Cgy.-Tor.	22	1	14	15	18
HUFFMAN, Kerry	Phi.	19	3	7	10	21	MACTAVISH, Craig	Bos.-Edm.	37	11	23	15	0
HULL, Brett	Cgy.-STL	15	8	11	19	6	MAGUIRE, Kevin	Tor.-Buf.-Phi.	8	4	0	4	28
HUNTER, Dale	Que.-Was.	57	19	34	53	148	MAKAROV, Sergei	Cgy.	9	4	3	7	2
HUNTER, Mark	Mon.-STL-Cgy.-Hfd.	22	10	17	17	52	MALEY, David	Mon.-N.J.	26	2	5	7	74
HUNTER, Tim	Cgy.	17	5	2	7	50	MALLETTE, Troy	NYR-Edm.	15	2	6	49	0
IARFATE, Al	Tor.-Was.	28	13	21	28	17	MANDERVILLE, Kent	Chi.-Edm.	13	3	4	6	63
JANNY, Craig	Bos.	9	1	8	9	4	MANSON, Dave	Wpg.-Chi.	3	1	0	1	4
JENSEN Chris	NYR-Phi.	7	0	1	1	4	MARCHMENT, Bryan	Bos.-Cgy.	13	2	3	5	17
JOHANSSON, Calle	Buf.-Was.	26	2	8	10	12	MAROIS, Daniel	Tor.-NYI	12	8	4	12	14
JOHANSSON, Roger	Cgy.	3	0	0	0	2	MAROIS, Mario	NYR-Van.-Que.-Wpg.-STL	37	4	14	18	56
JONES, Jim	Min.	4	0	0	0	2	MARSH, Brad	Atl.-Cgy.-Phi.-Tor.-Det.	66	1	16	17	105
JONES, Brad	LA-Phi.	10	1	2	3	4	MARSHALL, Jason	STL	1	0	1	2	0
KAMENSKY, Valeri	Que.	2	0	0	0	2	MATTEAU, Stephane	Cgy.-Chi.	4	0	1	1	0
KARJALAINEN, Kyosti	N.J.	17	4	13	17	25	MAY, Alan	Was.	19	2	5	7	88
KASATONOV, Alexi	N.J.	17	4	13	17	25	MAY, Brad	Buf.	2	1	0	1	17
KASPER, Steve	Bos.-LA.-Phi.	30	7	11	18	25	McBEAN, Wayne	LA-NYI	14	1	3	4	6
KASTELIC, Ed	Was.-Hfd.	10	0	0	0	12	McCLELLAND, Kevin	Edm.-Det.-Tor.	18	2	4	6	35
KEANE, Mike	Mon.	12	4	5	9	8	McPIMMON, Brad	Bos.-Phi.-Cgy.-Det.	58	3	21	24	65
KENNEDY, Dean	LA-NYR Buf.	21	1	4	5	30	McDONOUGH, Hubie	LA-NYI	15	7	2	9	22
KENNEDY, Sheldon	Det.	2	0	1	1	2	MCGILL, Bob	Tor.-Chi.-S.J.-Det.	25	1	2	7	3
KERR, Alan	NYI-Det.	28	4	6	10	68	McINNIS, Marty	NYI	1	0	0	0	0
KERR, Tim	Phi.-NYR	53	31	30	61	76	McINTYRE, John	Tor.-LA.	5	1	0	1	6
KHRISTICH, Dimitri	Was.	9	4	8	10	6	McKAY, Randy	Det.-N.J.	9	0	1	1	22
KING, Derek	NYI	24	13	11	24	12	McKENZIE, Jim	Hfd.	4	0	0	0	4
KING, Kris	Det.-NYR	21	2	2	4	99	McLWAIN, Dave	Wpg.-NYI	9	2	2	4	4
KISIO, Kelly	Det.-Edm. NYI	40	13	22	35	73	McPHEE, Mike	Mon.	21	6	5	11	26
KLIMA, Petr	Det.-Edm.	21	13	4	17	8	McRAE, Basil	Que.-Det.-Min	16	3	2	5	56
KOOLUR, Joe	Det.-NYR	21	1	1	2	72	McSORLEY, Marly	Edm.-LA.	18	4	5	10	4
KONROYD, Steve	Cgy.-NYI-Chi.-Hfd.	33	2	10	12	42	McLANEY, Scott	Phi.-Edm.	32	15	24	14	0
KONSTANTINOV, Vladimir	Det.	3	0	1	1	4	MESSIER, Mark	Edm.-NYR	41	15	44	59	91
KORDIC, Dan	Phi.	3	0	1	1	16	MILLEN, Corey	NYR-LA	6	2	3	5	4
KORDIC, John	Mon.-Tor.-Was.-Que.	0	0	0	0	39	MILLER, Jay	Buf.	1	0	0	0	4
KRAVCHUK, Igor	Chi	1	0	0	0	0	MILLER, Kelly	Bos.-LA.	15	0	2	2	56
KROMM, Rich	Cgy.-NYI	24	3	9	12	4	MILLER, Kevin	NYR Was	50	14	18	32	38
KRON, Robert	Van.	4	0	1	1	0	MILLER, Kirk	Que.	1	0	0	0	0
KRUPP, Uwe	Buf.-NYI	19	3	5	8	26	MILLEN, Mike	NYR-Det.	11	5	2	7	9
KRUSE, Paul	Cgy.	1	0	0	0	5	MOLLER, Alex	Que.	1	0	0	0	0
KRUSHENYNSKI, Mike	Bos-Edm.-LA-Tor.	28	12	14	26	10	MOGLI, Alexander	Phi.-Edm.	32	9	13	3	2
KRYGIER, Todd	Hfd.-Was.	8	2	3	5	63	MOLLER, Randy	Mon.-NYR	30	6	9	16	36
KUCERA, Frantsek	Chi.	4	0	1	1	6	MOMESSO, Sergio	Mon.-STL-Van.	16	2	11	13	52
KUDELSKI, Bob	LA	10	0	1	1	6	MONGEAU, Michel	STL	2	1	0	1	0
KURRI, Jari	Edm.-LA	33	17	24	41	12	MORE, Jayson	S.J.	2	0	1	1	4
KURVERS, Tom	Mon.-Buf.-N.J.-Tor.-Van.-NYI	28	6	24	30	22	MORIN, Stephane	Que.	4	0	4	2	2
KUSHNER, Dale	Phi.	6	1	1	2	7	MORRIS, John	NJ.	6	1	7	8	8
KYTE, Jim	Wpg.-Cgy.	18	0	1	1	36	MODANO, Brian	Min	8	5	1	7	4
LACHANCE, Scott	NYI	1	0	0	0	20	MULLER, Kirk	Wpg.-NYR-S.J.	45	15	21	37	40
LADOUCEUR, Randy	Det.-Hfd.	25	1	5	59	8	MULLER, Brian	NJ-Mon.	52	18	35	56	104
LAFOUNTAIN, Pat	NYI-Buf.	50	29	30	42	24	MULLER, Craig	Edm.	17	0	3	3	30
LAMB, Mike	Mon.-STL-Was.	23	1	5	6	24	MURPHY, Gord	Phi.-Bos.	26	2	8	10	34
LALOR, Mark	Det.-Edm.	10	2	0	2	12	MURPHY, Joe	Det.-Edm.	13	3	7	10	25
LANGBERT, Dan	Que.	1	0	0	0	0	MURRAY, Pat	Phi.	3	0	1	1	15
LANGWAY, Rod	Mon.-Was.	75	4	24	28	51							
LAPOINTE, Claude	Que.	3	0	1	1	2							

1991-92 PITTSBURGH PENGUINS

(Of players who played vs. Pittsburgh in 1991-92)

OPPONENT PLAYER	TEAM (S)	GP	G	A	TP	PIM	OPPONENT PLAYER	TEAM (S)	GP	G	A	TP	PIM
MURRAY, Rob	Was.-Wpg.	6	0	1	1	24	SEMAK, Alexander	NJ	1	0	1	0	0
MURRAY, Troy	Chi.-Wpg.	28	12	8	20	56	SEMENTOV, Anatoli	Edm.	5	2	4	8	7
MURZYIN, Dana	Hfd.-Cgy.	9	0	1	1	11	SHANAHAN, Brendan	NJ, St.L.	24	9	9	18	24
MUSIL, Frantisek	Min.-Cgy.	17	1	4	5	43	SHANNON, Darrin	Buf.-Wpg.	4	1	0	1	2
NATTREBS, Eric	Mon.-St.L.-Cgy.	22	2	7	5	20	SHAW, Brad	Hfd.	11	1	2	2	6
NEDVED, Petr	Was.	5	1	0	1	0	SHAW, David	Que.-NYR-Edm.-Min.	30	4	9	13	53
NEELY, Cam	Van.-Bos.	23	14	16	30	43	SHEEHY, Neil	Cal.-Hfd.-Was.	31	7	22	29	21
NEMCHINOV, Sergei	NYR	7	5	1	6	0	SHEPPARD, Ray	Buf.-NYR-Edm.	12	4	7	11	2
NICHOLLS, Bernie	L.A.-NYR-Edm.	30	24	23	47	82	SIMPSON, Craig	Edm.	13	7	6	13	2
NIJEWENDYK, Joe	Cgy.	14	9	7	15	2	SKRIKO, Petri	Van.-Bos.-Wpg.	19	4	5	9	10
NILAN, Chris	Mon.-NYR-Bos.	29	1	5	6	193	SKRUDLAND, Brian	Mon.	17	3	5	8	29
NOLAN, Owen	Que.	6	2	2	4	9	SMALL, Doug	Wpg.-Min.-Que.	31	8	14	22	0
NOLOAN, Brian	CHI	8	1	2	3	6	SMITH, Bobby	Mon.-Min	42	24	27	23	23
NORTON, Jeff	NYI	21	3	16	19	19	SMITH, Derek	Phi.-Min.	44	7	5	15	55
NORWOOD, Lee	Que.-Was.-St.L.-Del.-N.J.	19	2	4	6	66	SMITH, Geoff	Edm.	8	1	2	3	18
NUMMINEN, Teppo	Wpg.	11	1	2	3	2	SMITH, Steve	Edm.-Chi.	16	1	8	9	46
OATES, Adam	Det.-St.L.-Bos.	17	6	13	19	2	SMYTH, Greg	Phi.-Que.	6	0	1	1	41
ODELEIN, Lyle	Mon.	6	0	1	1	12	SNUGGERUD, Dave	Buf.	9	1	2	3	4
ODGERS, Jeff	S.J.	3	0	0	0	15	STAPLETON, Mike	Chi.	6	0	2	2	19
ODJOK, Gino	Van.	4	0	0	0	31	STANTNY, Peter	Que.-N.J.	43	29	38	67	27
OGORODCK, John	Det.-Que.-NYR	53	25	25	50	40	STEEN, Thomas	Wpg.	12	8	7	15	32
OLAUSSON, Fredrik	Wpg.	18	5	6	11	12	STERN, Ben	Van.-Cgy.	1	1	2	5	0
OLCZYK, Ed	Chi.-Tor.-Wpg.	23	4	14	18	50	STEVENS, Scott	Was.-St.L.-NJ	62	13	35	48	250
OSBORNE, Mark	Det.-NYR-Tor.-Wpg.	40	15	19	34	56	STEVENSON, Shayne	Bos.	1	0	0	0	0
OSIECKI, Mark	Cgy.	3	0	1	1	0	SULLIVAN, Mike	S.J.	2	0	0	0	0
OTTO, Joel	Cgy.	21	7	5	12	48	SUNDIN, Mats	Que.	6	7	4	11	6
PARK, Greg	NYI	2	0	1	1	2	SUNDSTROM, Patrik	Van.-NJ	38	13	22	35	34
PASLAWSKI, Greg	Mon.-St.L.-Wpg.-Buf.-Que.	21	5	2	7	0	SUTER, Gary	Cgy.	19	4	10	14	16
PATRICK, James	NYR	52	6	31	37	55	SUTTER, Brent	NYI-Chi.	55	24	35	59	123
PATTERSON, Colin	Cgy.-Buf.	21	4	4	8	6	SUTTER, Rich	Phi.-Van.-St.L.	33	8	6	52	52
PEARSON, Scott	Tor.	3	0	1	1	14	SUTTON, Ron	Phi.-St.L.	47	20	15	35	65
PEDERSON, Allen	Bos.-Min.	16	0	3	3	26	SUTTON, Ken	Buf.	2	0	0	0	6
PEDERSON, Barry	Bos.-Van.-Hfd.	25	11	21	32	12	SVOBODA, Petr	Mon.-Buf.	13	3	9	12	31
PEDERSON, Mark	Mon.-Phi.	8	1	1	2	9	SWEENEY, Bob	Bos.	13	2	4	6	21
PELUSO, Mike	Chi.	2	0	0	0	2	SWEENEY, Don	Bos.	6	2	2	4	2
PETT, Michel	Van.-NYR-Que.-Tor.	25	4	10	14	43	SYKES, Phil	L.A.-Wpg.	17	3	5	8	22
PICARD, Michel	Hfd.	1	1	1	1	0	TANTI, Tony	Nor.-Buf.	24	16	8	24	18
PILON, Richard	NYI	16	0	1	1	86	TATARINOV, Mikhail	Was.-Que.	5	0	1	1	10
PIVONKA, Michal	Was.	38	13	22	35	26	TEAFOR, Dave	Tor.-Chi.-NYI	18	7	6	13	28
PLAVSIC, Adrien	Van.	3	0	0	0	2	THOMAS, Steve	LA.	2	0	2	0	0
PODDUBNY, Walt	Tor.-NYR-Que.-NJ	28	18	17	35	34	THOMPSON, Brent	Was.-L.A.	4	0	1	1	7
POULIN, Dave	Phi.-Bos.	39	15	19	34	35	THOMPSON, Scott	Tor.-Edm.	2	0	1	0	11
PRAJSLER, Petr	LA-Bos.	3	0	2	2	4	THORNTON, Scott	Edm.	17	6	14	28	28
PRESELYN, Wayne	Chi.-S.J.	13	3	2	5	24	TIKKANEN, Esa	NYR-Min.	11	0	1	1	10
PRIMEAU, Keith	Det.	5	0	0	0	17	TINOPPI, Mark	Hfd.-Was.	29	6	6	12	12
PROBERT, Bob	Det.	2	2	4	19	0	TIPPETT, Dave	NJ	7	2	3	5	6
PROPP, Brian	Phi.-Min.	69	25	43	68	89	TODD, Kevin	NYI-L.A.-Chi.-Que.	63	25	42	67	46
QUINN, Dan	Cgy.-Van.-St.L.-Phi.	15	5	10	15	12	TONELLI, John	NYI-L.A.-Chi.-Que.	18	7	6	21	16
QUINTAL, Stephane	Bos.	8	0	0	0	2	TURCOTTE, Darren	Buf.-NYI	18	6	13	19	4
QUINTIN, J.F.	S.J.	1	0	0	0	2	TURGEON, Pierre	Hfd.-N.J.-Mon	23	11	25	32	32
RACINE, Yves	Det.	6	0	3	3	15	TURGEON, Sylvain	St.L.-Que.	3	0	0	1	1
RAGLAN, Herb	St.L.-Que.	13	1	1	2	59	TWIST, Tony	Wpg.	1	0	0	0	2
RAMAGE, Rob	Col.-St.L.-Cgy.-Tor.-Min.	33	3	11	14	86	ULANOV, Igor	Van.-Tor.-Chi.-Buf.	38	22	20	42	100
RAMSEY, Mike	Buf.	38	4	21	25	75	VAIVE, Rick	Van.	4	0	1	1	9
RANHEIM, Paul	Cgy.	7	3	4	7	2	VALK, Garry	Chi.-Que.	5	0	2	2	9
RAY, Robert	Buf.	5	1	1	2	28	VAN DORP, Wayne	Chi.-NYI	4	0	0	0	6
RECCHI, Mark	Phi.	1	0	0	0	2	VASKE, Dennis	Min.-N.J.-Ous.	32	1	7	8	19
REEKIE, Joe	Buf.-NYI	17	2	3	5	28	VELISCHEK, Randy	N.J.-Hfd.	49	15	21	36	111
REICHEL, Robert	Cgy.	5	1	4	5	2	VERBEEK, Pat	Bos.	1	0	0	0	0
REID, Dave	Tor.-Bos.	14	5	7	12	10	VESEY, Jim	NJ.	7	3	2	5	14
RICCI, Mike	Phi.	12	4	4	8	16	VILGRAIN, Claude	Chi.	5	0	1	1	9
RICHARDSON, Luke	Tor.-Edm.	10	0	1	1	19	VINCELETTE, Dan	NYI	27	6	14	20	9
RICHER, Stephane	Mon.-NJ	23	10	13	23	12	VOLEK, David	NYI	20	0	0	0	73
RIDLEY, Mike	NYR-Was.	49	28	32	60	29	VUKOTA, Mick	Was.-Mon.-Van.	47	15	14	29	44
ROBERTS, Gary	Cgy.	15	4	9	13	56	WALTER, Ryan	Wpg.-LA	23	0	6	6	66
ROBINSON, Larry	Mon-LA	72	11	49	60	38	WATERS, Tim	NYR	4	0	0	0	0
ROBINSON, Rob	St.L.	1	0	0	0	2	WEIGHT, Doug	NJ	16	3	7	10	32
ROBITAILLE, Luc	LA	18	11	18	29	0	WEINRICH, Enc	LA.-Phi.-Buf.-NYR	42	2	8	10	96
ROCHFORD, Normand	Que.-NYR	25	9	11	28	11	WELLES, Jay	Bos.	15	2	8	10	32
ROENICK, Jeremy	Chi.	10	5	8	13	11	WESLEY, Glen	Buf.-NYR-Edm.-Bos.	13	1	2	3	11
RONNING, Cliff	St.L.-Van.	9	2	4	6	0	WIEMER, Jim	Min.-S.J.	2	0	1	1	6
ROUSE, Bob	Min.-Was.-Tor.	29	1	7	8	34	WILKINSON, Neil	Det.	3	2	2	2	2
RUUTTU, Christian	Buf.	17	5	10	15	26	WILSON, Corey	Hfd.-NYR-Cgy.	23	5	14	19	27
RUZICKA, Vladimir	Edm.-Bos.	6	8	2	10	2	WILSON, Doug	Chi.-S.J.	42	8	21	29	14
RYMSHA, Andy	Que.	1	0	0	0	2	WILSON, Ron	Wpg.-St.L.	26	8	4	12	12
SABOURIN, Ken	Was.	5	0	0	0	8	WINNES, Chris	Bos.	2	0	0	0	2
SACCO, Joe	Tor.	2	1	2	3	2	WOLANIN, Craig	N.J.-Que.	29	0	4	4	35
SAKIC, Joe	Que.	12	5	12	17	4	WOOD, Randy	NYI-Buf.	30	10	20	27	27
SARDEFSON, Geoff	Hfd.	0	1	1	2	0	YAWNEY, Trent	Chi.-Cgy.	10	1	2	6	6
SANDLAK, Jim	Van.	15	6	4	10	38	YEBBAERT, Paul	N.J.-Det.	9	2	3	5	4
SANDSTROM, Tomas	NYR-LA	42	18	26	46	90	YERGEN, Steve	Det.	3	2	2	6	6
SAVARD, Denis	Chi.-Mon.	34	18	29	47	73	ZALAPSKI, Zarley	Hfd.-NYR-Cgy.	23	5	14	19	27
SCHLEGEL, Brad	Was.	1	0	0	0	0	ZALAPSKI, Zarley	Chi.-S.J.	42	8	21	29	14
SCHNEIDER, Mathieu	Mon.	7	3	1	4	2	ZETTNER, Rob	Wpg.-St.L.	26	8	4	12	12
SCREMIN, Cladio	S.J.	1	0	0	0	0	ZELEPUKIN, Valeri	Bos.	2	0	0	0	2
							ZEZEL, Peter	N.J.-Que.	29	0	4	3	35
							ZOMBO, Rick	NYI-Buf.	30	10	20	27	27
								Chi.-Cgy.	10	1	2	6	6
								N.J.-Det.	9	2	3	5	4
								Det.	3	2	2	6	6
								Hfd.	4	1	3	4	2
								N.J.	3	3	2	5	2
								Min.-S.J.	7	0	2	2	10
								Phi.-St.L.-Was.-Tor.	36	9	25	34	21
								Det.-St.L.	15	0	1	1	14

CAREER GOALTENDING RECORDS VS PITTSBURGH

(Active Opponent Goaltender)

NAME	TEAM	GP	MP	GA	SO	AVG.	W-L-T
Don Beaupre	Min.-Was.	23	1220	70	1	3.44	10-10-0
Stephane Beauregard	Wpg.	2	100	14	0	8.40	0-2-0
Ed Belfour	Chi.	4	188	10	0	3.19	2-1-0
Craig Billington	NJ	9	509	34	1	4.01	3-4-1
Sean Burke	NJ	13	861	49	1	3.41	7-4-3
Jon Casey	Min.	9	522	31	0	3.56	3-5-1
Tim Cheveldae	Det.	7	388	28	0	4.33	1-4-2
Tom Draper	Buf.	1	60	5	0	5.00	0-1-0
Bob Essensa	Wpg.	6	324	13	1	2.41	2-2-1
Stephane Fiset	Que.	2	78	12	0	9.23	0-2-0
Mark Fitzpatrick	LA-NYI	9	552	43	0	4.67	4-4-1
Grant Fuhr	Edm.-Tor.	13	705	47	0	4.00	8-2-1
Troy Gamble	Van.	2	120	11	0	5.80	0-2-0
Jeff Hackett	NYI-SJ	4	184	11	0	3.59	1-3-0
Dominik Hasek	Chi.	2	112	8	0	4.29	1-1-0
Brian Hayward	Wpg.-Mtl.-Min.-SJ	12	653	49	0	4.50	3-7-0
Glen Healy	LA-NYI	12	690	52	0	4.52	2-7-2
Guy Hebert	St.L.	1	45	0	0	0.00	0-0-0
Ron Hextall	Phil.	22	1285	75	0	3.50	10-9-3
Jim Hrivnak	Wash.	5	232	16	0	4.14	1-1-1
Kelly Hrudey	NYI-LA	33	1907	100	2	3.15	20-10-1
Peter Ing	Tor.	3	156	14	0	5.40	1-2-0
Artur Irbe	SJ	1	8	4	0	28.99	0-0-0
Curtis Joseph	St.L.	5	255	14	0	3.29	3-2-0
Trevor Kidd	Cgy.	1	59	5	0	5.01	0-1-0
Rejean Lemelin	Cgy.-Bos.	14	771	40	0	3.11	7-2-4
Clint Malarchuk	Que.-Was.-Buf.	14	727	60	0	4.95	3-9-1
Kirk McLean	Van.	6	364	19	1	3.13	3-2-1
Greg Millen	Hfd.-St.L.-Det.	19	1159	73	0	3.78	7-8-4
Andy Moog	Edm.-Bos.	21	1215	75	0	3.70	12-6-2
Jarmo Myllys	Min.-SJ	4	179	27	0	9.05	0-3-0
Daren Puppa	Buf.	7	367	24	0	3.92	3-2-1
Andre Racicot	Mtl.	1	38	2	0	3.20	0-0-0
Bill Ranford	Bos.-Edm.	10	542	40	0	4.43	6-4-0
Vincent Riendeau	St.L.	2	120	13	0	6.50	1-1-0
Mike Richter	NYR	9	527	37	0	4.21	2-6-1
Jeff Reese	Tor.	2	83	10	0	7.23	1-0-0
Dominic Roussel	Phil.	1	45	6	0	8.07	0-1-0
Patrick Roy	Mtl.	16	935	41	0	2.63	11-3-2
Sam St. Laurent	Det.	2	70	4	0	3.43	1-0-0
Peter Sidorowicz	Hfd.	6	370	27	0	4.38	4-0-2
Rick Tabaracci	Wpg.	1	59	3	0	3.04	0-1-0
John Tanner	Que.	3	109	9	0	4.95	0-0-1
Chris Terreri	NJ	14	733	44	0	3.60	6-7-0
Ron Tugnutt	Que.	6	346	30	0	5.20	1-5-0
John Vanbiesbrouck	NYR	34	1833	126	0	4.12	16-12-2
Mike Vernon	Cgy.	13	734	50	0	4.09	6-5-1
Jimmy Waite	Chi.	1	65	4	0	3.69	0-1-1
Darcy Wakaluk	Buf.-Min.	3	141	11	0	4.68	1-1-0
Rick Wamsley	Mtl.-St.L.-Cgy.-Tor.	11	664	40	0	3.61	7-4-0
Steve Weeks	NYR-Hfd.-Van.-NYI	18	1024	67	0	3.93	8-9-1
Kay Whitmore	Hfd.	3	180	12	0	4.00	2-1-0
Wendell Young	Van.-Phil.	9	504	41	0	2.48	1-0-1

LEADING PERFORMERS VS PITTSBURGH (1987-1992)

ALL-TIME LEADING SCORERS VS PITTSBURGH

PLAYERS	TEAM(S)	GP	G	A	PTS	PIM	PP	SH	GW
1. CLARKE, Bobby	Philadelphia	76	44	64	108	67	9	6	6
2. TROTIER, Bryan	NY Islanders	82	47	58	105	58	18	2	5
3. DIONNE, Marcel	Det./LAK/NYR	82	41	62	103	40	8	2	4
4. LAFLEUR, Guy	Mtl./NYR/Oue.	73	47	55	102	25	13	2	10
5. GREZKY, Wayne *	Edmonton/Los Angeles	39	39	60	99	12	5	3	6
6. GARTNER, Mike *	Wash./Min./NYR	77	47	43	90	106	16	1	5
7. PERREAULT, Gilbert	Buffalo	69	39	51	90	16	11	0	10
8. PARK, Brad	NYR/Bos./Det.	64	31	59	90	90	14	2	6
9. ESPOSITO, Phil	Boston/NYRangers	65	40	44	84	54	16	1	8
10. SITTLER, Darryl	Tor./Phil./Det.	71	37	46	83	69	10	0	6
11. RATELLE, Jean	NY Rangers/Boston	67	31	46	77	12	6	0	5
12. BOSSY, Mike	NY Islanders	53	42	31	73	12	17	0	9
13. POTVIN, Denis	NY Islanders	74	11	61	72	117	8	0	2
14. BUCYK, John	Boston	54	15	56	71	6	3	0	2
15. GORING, Butch	LosAngeles/NY Islanders	80	34	37	71	12	9	6	3
16. MIKITA, Stan	Chicago	52	32	39	71	51	5	1	2
17. PROPP, Brian *	Philadelphia/Minnesota	69	25	43	68	89	6	1	6
18. BARBER, Bill	Philadelphia	58	37	30	67	28	9	4	4
19. STASTNY, Peter *	Quebec/New Jersey	43	29	38	67	27	11	1	3
20. TONELLI, John *	NY/LAK/Chi./Que.	63	25	42	67	46	6	3	4
21. MARUK, Denis	Cal./Cle./Min./Wash.	57	32	34	66	74	8	1	1
22. MCDONALD, Lanny	Toronto/Calgary	53	27	39	66	36	7	1	2
23. LEMAIRE, Jacques	Montreal	63	27	38	65	6	6	2	7
24. COURNOYER, Yvon	Montreal	54	28	36	64	8	7	0	8
25. MAHOVLICH, Peter	Montreal	51	24	38	62	45	4	1	5
26. HOWE, Mark *	Hartford/Philadelphia	62	18	44	62	32	8	3	2
27. KERR, Tim *	Philadelphia/NYRangers	53	31	30	61	76	14	0	6
28. SHUTT, Steve	Montreal	58	28	33	61	28	6	0	2
29. TAYLOR, Dave *	Los Angeles	50	18	43	61	62	5	0	3
30. ORR, Bobby	Boston/Chicago	40	20	40	60	80	7	0	2
31. ROBINSON, Larry *	Montreal/Los Angeles	72	11	49	60	38	3	0	0
32. RIDLEY, Mike *	NY Rangers/Washington	49	28	32	60	29	13	0	2
33. LAFONTAINE, Pat *	NY Islanders/Buffalo	50	29	30	59	28	13	0	2
34. SUTTER, Brent *	NY Islanders/Chicago	65	24	35	59	123	10	0	3
35. MESSIER, Mark *	Edmonton/NY Rangers	41	15	44	59	91	4	1	2

INDIVIDUAL CATEGORY LEADERS

GAMES PLAYED		GOALS		ASSISTS		PENALTY MINUTES	
1. M. Dionne	82	1. G. Lafleur	47	1. B. Clarke	64	1. S. Stevens *	250
2. B. Trottier	82	2. B. Trottier	47	2. M. Dionne	62	2. R. Tocchet *	211
3. B. Goring	80	3. M. Gartner *	46	3. D. Potvin	61	3. C. Nilan *	195
4. B. Clarke	76	4. B. Clarke	44	4. W. Gretzky *	60	4. C. Vadnais	174
5. R. Langway *	75	5. M. Bossy	42	5. B. Park	59	5. N. Fotiu	168

TOP GOALIES VS PITTSBURGH

(300 Minute Minimum)

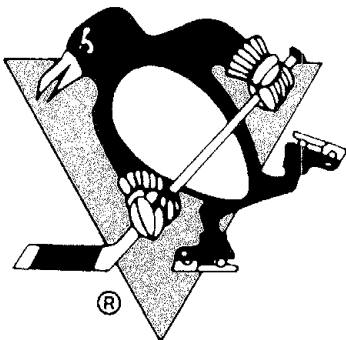
GOALTENDERS	TEAM(S)	GP	MIN	GA	GAA	SO	W-L-T
1. WAKELY, Ernie	St. Louis	11	595	17	1.71	5	7-2-1
2. PARENT, Bernie	Philadelphia/Toronto	36	2160	71	1.97	10	21-9-6
3. GAMBLE, Bruce	Toronto/Philadelphia	15	882	27	2.04	5	7-3-3
4. EDWARDS, Roy	Detroit	17	992	35	2.11	1	10-3-4
5. HALL, Glenn	St. Louis	11	660	24	2.18	1	5-2-3
6. GIACOMIN, Ed	NY Rangers/Detroit	32	1900	74	2.33	7	20-7-4
7. CROZER, Roger	Buffalo	20	1055	42	2.39	1	10-1-6
8. RIGGIN, Pat	Atl./Cgy./Wash./Bos.	14	840	34	2.43	2	9-2-3
9. PLANTE, Jacques	St. Louis	20	1107	45	2.44	1	10-6-3
10. CHEEVERS, Gerry	Boston	25	2300	94	2.45	3	15-5-5
11. ESPOSITO, Tony	Chicago	48	2880	124	2.58	5	30-11-6
12. DRYDEN, Ken	Montreal	21	1215	53	2.62	1	15-3-2
13. ROY, Patrick *	Montreal	16	935	41	2.63	0	11-3-2
14. FROESE, Bob	Philadelphia/NY Rangers	26	1494	66	2.65	0	20-4-1
15. BOUCHARD, Dan	Atl./Cgy./Que./Wpg.	27	1532	71	2.78	2	15-9-3

INDIVIDUAL CATEGORY LEADERS

GAMES PLAYED		WINS		SHUTOUTS		SAVE PERCENTAGE	
1. R. Vachon	64	1. R. Vachon	34	1. B. Parent	10	1. E. Wakely	.937
2. T. Esposito	48	2. T. Esposito	30	2. R. Vachon	7	2. B. Parent	.935
3. B. Smith	44	3. B. Parent	21	3. E. Giacomini	7	3. B. Gamble	.933
4. C. Maniogo	39	4. B. Smith	21	4. B. Gamble	5	4. G. Hall	.927
5. G. Meloche	38	5. E. Giacomini	20	5. C. Maniogo	5	5. J. Plante	.922
6. B. Parent	36	6. B. Froese	20	6. T. Esposito	5	6. T. Esposito	.921
7. G. Resch	35	7. K. Hruddy *	20	7. E. Wakely	5	7. R. Edwards	.920

* = Active Player

PENGUINS HISTORY



PENGUINE YEAR-BY-YEAR

YEAR	GP	W	L	T	PTS	GF	GA	PCT
1967-68	74	27	34	13	67	195	216	.453
1968-69	76	20	45	11	51	189	252	.336
1969-70	76	26	38	12	64	182	238	.421
1970-71	78	21	37	20	62	221	240	.397
1971-72	78	26	38	14	66	220	258	.423
1972-73	78	32	37	9	73	257	265	.468
1973-74	78	28	41	9	65	242	273	.417
1974-75	80	37	28	15	89	326	289	.556
1975-76	80	35	33	12	82	#339	303	.513
1976-77	80	34	33	13	81	240	252	.506
1977-78	80	25	37	18	68	254	#321	.425
1978-79	80	36	31	13	85	281	279	.531
1979-80	80	30	37	13	73	251	303	.456
1980-81	80	30	37	13	73	302	345	.456
1981-82	80	31	36	13	75	310	337	.469
1982-83	80	18	#53	9	45	257	#394	.281
1983-84	80	16	*58	6	38	254	*390	.238
1984-85	80	24	#51	5	53	276	#385	.331
1985-86	80	34	38	8	76	313	305	.475
1986-87	80	30	38	12	72	297	290	.450
1987-88	80	36	35	9	81	#319	#316	.506
1988-89	80	40	33	7	87	#347	#349	.544
1989-90	80	32	40	8	72	#318	#359	.450
1990-91	80	#41	33	6	#88	#342	#305	.550
1991-92	80	39	32	9	87	*343	#308	.544


*- Indicates a League Leading Figure.

#- Indicates a Division Leading Figure

PENGUINS HOME AND AWAY RECORDS

	HOME						AWAY							
	GP	W	L	T	PTS	GF	GA	GP	W	L	T	PTS	GF	GA
1967-68	37	15	12	10	40	115	101	37	12	22	3	27	80	115
1968-69	38	12	20	6	30	99	113	38	8	25	5	21	90	139
1969-70	38	17	13	8	42	105	108	38	9	25	4	22	77	130
1970-71	39	18	12	9	45	126	92	39	3	25	11	17	95	148
1971-72	39	18	15	6	42	132	125	39	8	23	8	24	88	133
1972-73	39	24	11	4	52	150	104	39	8	26	5	21	107	161
1973-74	39	15	18	6	36	124	116	39	13	23	3	29	118	157
1974-75	40	25	5	10	60	192	113	40	12	23	5	29	134	176
1975-76	40	23	11	6	52	196	137	40	12	22	6	30	143	166
1976-77	40	22	12	6	50	139	119	40	12	21	7	31	101	133
1977-78	40	16	15	9	41	143	147	40	9	22	9	27	111	174
1978-79	40	23	12	5	51	152	120	40	13	19	8	34	129	159
1979-80	40	20	13	7	47	145	134	40	10	24	6	26	106	169
1980-81	40	21	16	3	45	160	154	40	9	21	10	28	143	191
1981-82	40	21	11	8	50	167	143	40	10	25	5	25	142	194
1982-83	40	14	22	4	32	134	170	40	4	31	5	13	123	224
1983-84	40	7	29	4	18	132	182	60	9	29	2	20	122	208
1984-85	40	17	20	3	37	150	171	40	7	31	2	16	126	214
1985-86	40	20	15	5	45	155	133	40	14	23	3	31	158	172
1986-87	40	19	15	6	44	164	145	40	11	23	6	28	133	145
1987-88	40	22	12	6	50	171	140	40	14	23	3	31	148	176
1988-89	40	24	13	3	51	185	159	40	16	20	4	36	162	190
1989-90	40	22	15	3	47	178	166	40	10	25	5	25	140	193
1990-91	40	25	12	3	53	184	132	40	16	21	3	35	158	173
1991-91	40	21	13	6	48	192	154	40	18	19	3	39	151	154
TOTALS	989	481	362	147	1108	3790	3378	989	267	591	131	665	3085	4194

ON THIS DATE IN PITTSBURGH PENGUINS HISTORY



Rick Kehoe (right) played 11 great years for the Penguins, and is now entering his sixth year as a coach with the club.

June 5, 1967—Pittsburgh franchise joins the National Hockey League

October 11, 1967—Penguins first NHL game at the Civic Arena vs. Montreal. Penguins lose to Montreal, 2-1, with 9,307 fans on hand. Andy Bathgate scores the Penguins first goal.

October 13, 1967—Penguins first victory as they defeat St. Louis, 3-1, on the road.

October 18, 1967—Andy Bathgate records first hat trick in club history vs. Minnesota.

November 4, 1967—Les Binkley records the club's first shutout (1-0) vs. California.

February 3, 1968—Penguins first sellout at Civic Arena vs. Toronto (12,563).

March 22, 1968—Donald Parsons heads a Michigan group which purchases 80% of the Penguins franchise.

April 1, 1970—Penguins defeat Philadelphia, 4-1, to clinch second place in the Western Division, putting them in playoffs for the first time.

April 8, 1970—Penguins defeat Oakland, 2-1, in club's first playoff game.

May 21, 1970—Jack Riley, club's general manager for first three years is promoted to president, and coach Red Kelly is promoted to general manager/coach.

March 3, 1971—Les Binkley records his 11th career shutout with Penguins which is still a club record.

April 13, 1971—Michel Briere dies from injuries suffered in an auto accident on May 15, 1970.

April 21, 1971—Thayer Potter heads a Pittsburgh group which buys team.

January 29, 1972—Red Kelly steps down as general manager, but remains coach, and Jack Riley regains general manager duties.

January 13, 1973—Jack Button named general manager and Ken Schinkel is named coach of Penguins.

January 30, 1973—Greg Polis wins MVP honors at NHL All-Star game in New York after scoring two goals.

January 13, 1974—Jack Button named general manager of Penguins.

January 22, 1975—Syl Apps named MVP in NHL All-Star game in Montreal after scoring two goals.

February 22, 1975—Penguins defeat St. Louis, 3-2, to establish a 20-game home unbeaten streak which is still a club record.

June 13, 1975—Pittsburgh Penguins declare bankruptcy.

July 11, 1975—Albert Savill, Otto Frenzel and Wren Blair buy Penguins.

ON THIS DATE IN PITTSBURGH PENGUINS HISTORY

July 29, 1975—Marc Boileau rehired as coach.

March 24, 1976—Jean Pronovost becomes the first Penguin to score 50 goals in a season and Pierre Larouche becomes first Penguin to record 100 points in one season vs. Boston.

December 3, 1976—Aldege "Baz" Bastien named club's general manager.

April 5, 1978—Edward J. DeBartolo takes control of the club, having purchased one-third of the franchise the year before.

April 14, 1979—George Ferguson scores in OT to eliminate Buffalo in preliminary round of playoffs.

January 3, 1980—Penguins defeat NYI, 4-3, to gain first place in the Norris Division for the first time in club history.

January 30, 1980—Black & Gold uniform worn for first time vs. St. Louis.

July 15, 1980—Ed Johnston named coach of Penguins.

December 13, 1980—Paul Gardner becomes first Penguin player to score four goals in one game in a 6-5 loss to Philadelphia.

April 15, 1981—Mike Crombeen scores at 5:16 of second OT period to lead St. Louis to 4-3 win in the deciding game of the preliminary round of playoffs.

June 3, 1981—Randy Carlyle named to NHL First All-Star Team.

June 4, 1981—Randy Carlyle wins the Norris Trophy and Rick Kehoe wins the Lady Byng Trophy.

July 1, 1981—Edward J. DeBartolo takes over the Civic Arena.

February 21, 1982—Penguins defeat the NYI, 4-3, to break Islanders 15-game winning streak.

March 15, 1983—General Manager Baz Bastien dies as a result of an auto accident.

May 27, 1983—Ed Johnston is promoted to general manager.

June 9, 1984—Penguins draft Mario Lemieux, Doug Bodger and Roger Belanger in first round of Entry Draft marking the first time in club history that Pittsburgh selects more than one player in first round. It is also the first time that the Penguins have chosen first overall.

June 19, 1984—Mario Lemieux signs a contract with Penguins.

February 12, 1985—Mario Lemieux is named MVP in NHL All-Star game in Calgary after scoring two goals and one assist.

April 7, 1985—Mario Lemieux scores his 100th point to become third rookie in NHL History to score 100 or more points in a season.

June 12, 1985—Mario Lemieux wins the Calder Memorial Trophy.

February 15, 1986—Mario Lemieux records his 100th point vs. Vancouver to become the first Penguin player to record two consecutive 100 point seasons.

May 26, 1986—Mario Lemieux wins the Lester B. Pearson Award presented by Players Association to the Outstanding Player in NHL.

September 17, 1986—Penguins select two players in NHL's first Supplemental Draft.

October 22, 1986—Penguins defeat Buffalo, 5-4, in OT to extend their club record start of the season winning streak to seven games.

January 30, 1987—Civic Arena hosts its first AHL game since 1966 as Baltimore defeats Sherbrooke, 4-3.

April 13, 1987—Head coach Bob Berry and his assistant Jim Roberts are relieved of coaching duties with Pittsburgh.

May 11, 1987—Penguins and Baltimore Skipjacks agree to terminate their working agreement.

May 26, 1987—Penguins and Muskegon Lumberjacks of IHL sign a working agreement.

June 4, 1987—Pierre Creamer is named head coach.

February 9, 1988—Mario Lemieux is named MVP in NHL All-Star game in St. Louis after scoring three goals, including the game winner in OT, and three assists.

April 14, 1988—Tony Esposito is hired by Penguins and assumes duties of vice president and general manager.

June 8, 1988—Mario Lemieux wins the Art Ross and Hart Memorial Trophies, thus becoming the first Penguin to win either award.

June 14, 1988—Pierre Creamer is relieved of his coaching duties with Pittsburgh.

ON THIS DATE IN PITTSBURGH PENGUINS HISTORY

- June 15, 1988**—Mario Lemieux wins the Lester B. Pearson Award for the second time in his career.
- June 28, 1988**—Gene Ubriaco is named head coach.
- January 4, 1989**—Penguins defeat Soviet Red Army Team, 4-2.
- April 25, 1989**—Mario Lemieux ties two NHL Playoff Records with five goals and eight points in one playoff game vs. Philadelphia in the Penguins 10-7 win.
- June 7, 1989**—Mario Lemieux wins his second consecutive Art Ross Trophy as the League's top scorer with 199 points.
- December 5, 1989**—Craig Patrick is named general manager/head coach replacing Tony Esposito and Gene Ubriaco.
- January 21, 1990**—Pittsburgh's Civic Arena plays host to the NHL All-Star game for the first time and Penguins center Mario Lemieux wins the MVP Award. Lemieux scores four goals on his way to his third All-Star MVP Award.
- February 14, 1990**—Mario Lemieux has his 46-game point scoring streak halted vs. the NY Rangers when he leaves the game midway in second period with a back injury. Lemieux would miss the next 21 games before returning for the final game of the year.
- June 12, 1990**—Bob Johnson is hired as the head coach, and Scott Bowman is named as director of player development and recruitment.
- March 26, 1991**—Penguins win their first division title, capturing the Patrick Division Title with a 7-4 win at Detroit.
- April 25, 1991**—With a 4-1 win vs. Washington, the Penguins win their first Patrick Division Playoff Championship.
- May 11, 1991**—The Penguins earn the right to play in their first Stanley Cup, beating the Boston Bruins to capture their first ever Wales Conference Championship.
- May 25, 1991**—With an 8-0 victory over the Minnesota North Stars, the Penguins become Stanley Cup Champions for the first time in their 24-year history.
- June 24, 1991**—The Penguins visit the White House and meet President George Bush, the first NHL team invited to the White House.
- August 29, 1991**—Penguins head coach Bob Johnson is diagnosed with brain tumors, and has surgery that night.
- October 1, 1991**—Scott Bowman is named interim head coach.
- October 19, 1991**—Stanley Cup Championship banners are raised at the Civic Arena in a pre-game ceremony.
- November 19, 1991**—The National Hockey League confirms Howard Baldwin, Morris Belzberg and Thomas Ruta as new Penguins ownership.
- November 26, 1991**—Bob Johnson passes away at his home in Colorado Springs, CO, at the age of 60.
- January 18, 1992**—Pittsburgh has a record five players in the NHL All-Star Game at Philadelphia. Mario Lemieux, Kevin Stevens, Jaromir Jagr and Paul Coffey are named to the starting Wales lineup while Bryan Trottier is added to the team in the veterans category.
- January 30, 1992**—Craig Patrick is signed to a five-year contract as general manager and executive vice president.
- April 1, 1992**—NHL players go on strike.
- April 10, 1992**—NHL players' strike ends.
- April 12, 1992**—NHL games resume after conclusion of players' strike.
- May 13, 1992**—Penguins defeat the NY Rangers in six games to capture the Patrick Division Playoff title.
- May 23, 1992**—Penguins defeat the Boston Bruins in four games to win the Wales Conference Championship for the second consecutive season.
- June 1, 1992**—Penguins defeat the Chicago Blackhawks in four games to win back-to-back Stanley Cup Championships.
- June 11, 1992**—Paul Martha joins Pittsburgh law firm and remains Penguins' general counsel.
- June 12, 1992**—Penguins unveil new team logo at a press conference.
- June 23, 1992**—Bob Johnson, Rick Kehoe and Jean Pronovost are named charter members of Penguins Hall of Fame.

PENGUINS TEAM AWARDS

MICHEL BRIERE MEMORIAL TROPHY ROOKIE OF THE YEAR

The Michel Briere Memorial Trophy is awarded to the Penguins player judged to be the best rookie on the team. The trophy is in memory of the late Michel Briere, who was an outstanding rookie in his only season in Pittsburgh in 1969-70.

1967-68	Les Binkley
1968-69	Jean Pronovost
1969-70	Michel Briere
1970-71	Greg Polis
1971-72	Dave Burrows
1972-73	No Winner
1973-74	Ron Lalonde
1974-75	Pierre Larouche
1975-76	No Winner
1976-77	Greg Malone
1977-78	Peter Lee
1978-79	Greg Millen & Rod Schutt
1979-80	Paul Marshall

1980-81	Mark Johnson
1981-82	Mike Bullard
1982-83	Dave Hannan
1983-84	Roberto Romano
1984-85	Mario Lemieux
1985-86	Jim Johnson
1986-87	No Winner
1987-88	Rob Brown
1988-89	Zarley Zalapski
1989-90	Mark Recchi
1990-91	Jaromir Jagr
1991-92	Jim Paek



Bernie Hanchak, Sports Nutrition Sales Manager for General Nutrition Centers presents defenseman Jim Paek with Rookie of the Year Award.

BILL MCCRACKEN MEMORIAL AWARD UNsung HERO

The Bill McCracken Memorial Award is presented to the team's Unsung Hero, a player who consistently gives 150 percent effort but receives little recognition.

1969-70	Val Fonteyne
1970-71	Bob Blackburn
1971-72	Duane Rupp
1972-73	Lowell MacDonald
1973-74	Ron Schock
1974-75	Gary Inness
1975-76	Ron Stackhouse
1976-77	Wayne Bianchin
1977-78	Dave Schultz
1978-79	George Ferguson
1979-80	Russ Anderson
1980-81	Paul Gardner

1981-82	Pat Boutette
1982-83	Andre St. Laurent
1983-84	Gary Rissling
1984-85	Gary Rissling
1985-86	Randy Cunneynworth & Dave Hannan
1986-87	Dan Frawley
1987-88	Dave Hunter
1988-89	Bob Errey
1989-90	Bob Errey & Troy Loney
1990-91	Randy Gilhen
1991-92	Joe Mullen



Bill McCracken Jr. and Ed Schultz of McCracken Oldsmobile present Joe Mullen with the Unsung Hero Award.

PENGUINS TEAM AWARDS

COLUSSY CHEVROLET LEADING POINT SCORER AWARD

The Colussy Leading Point Scorer Award is presented to the player who scores the most points during the regular season.

1967-68	Andy Bathgate	1980-81	Rick Kehoe
1968-69	Ken Schinkel	1981-82	Rick Kehoe
1969-70	Dean Prentice	1982-83	Doug Shedden
1970-71	Bryan Hextall	1983-84	Mike Bullard
1971-72	Syl Apps	1984-85	Mario Lemieux
1972-73	Syl Apps	1985-86	Mario Lemieux
1973-74	Syl Apps	1986-87	Mario Lemieux
1974-75	Ron Schock	1987-88	Mario Lemieux
1975-76	Pierre Larouche	1988-89	Mario Lemieux
1976-77	Jean Pronovost	1989-90	Mario Lemieux
1977-78	Jean Pronovost	1990-91	Mark Recchi
1978-79	Greg Malone	1991-92	Mario Lemieux
1979-80	Rick Kehoe		



Skip Colussy, owner of Colussy Chevrolet, presents the Leading Point Scorer Award to Penguins captain Mario Lemieux.

MURRAY HILL JEWELERS PLAYER'S PLAYER AWARD

The players hold a vote at the end of the season for the player they feel exemplifies leadership for the team, both on and off the ice, a player dedicated to teamwork.

1968-69	Val Fonteyne	1980-81	Rick Kehoe
1969-70	Jean Pronovost & Dean Prentice	1981-82	Mike Bullard
1970-71	Jean Pronovost	1982-83	Pat Boutette
1971-72	Jean Pronovost	1983-84	Denis Herron
1972-73	Lowell MacDonald	1984-85	Warren Young
1973-74	Jean Pronovost	1985-86	Terry Ruskowski
1974-75	Ron Schock	1986-87	Dan Quinn & Randy Cunneyworth
1975-76	Jean Pronovost	1987-88	Mario Lemieux
1976-77	Denis Herron	1988-89	Randy Hillier
1977-78	Denis Herron	1989-90	Randy Hillier
1978-79	Greg Malone	1990-91	Mark Recchi
1979-80	Rick Kehoe	1991-92	Joe Mullen



Fred and Maxine Shirey from Murray Hill Jewelers present the Player's Player Award to Joe Mullen.

FOODLAND MOST VALUABLE PLAYER AWARD

The Most Valuable Player Award is based on the overall contribution the player makes to the team.

1967-68	Les Binkley	1980-81	Randy Carlyle
1968-69	Keith McCreary	1981-82	Michel Dion
1969-70	Jean Pronovost	1982-83	Doug Shedden
1970-71	Ron Schock	1983-84	Mike Bullard
1971-72	Jean Pronovost	1984-85	Mario Lemieux
1972-73	Dave Burrows	1985-86	Mario Lemieux
1973-74	Syl Apps, Dave Burrows, Jean Pronovost, Lowell MacDonald	1986-87	Mario Lemieux
1974-75	Ron Schock & Ron Stackhouse	1987-88	Mario Lemieux
1975-76	Pierre Larouche	1988-89	Mario Lemieux
1976-77	Dunc Wilson	1989-90	Mario Lemieux
1977-78	Pete Mahovich	1990-91	Mark Recchi
1978-79	Ron Stackhouse & Orest Kindrachuk	1991-92	Mario Lemieux
1979-80	George Ferguson		



Randy Deuser, Executive Vice President of Foodland, presents the Most Valuable Player Award to Mario Lemieux.

BOOSTER CLUB AWARD

The Penguins Booster Club makes an annual presentation known as the Three Star Award. Booster Club members vote for three stars after every home game and tally their votes at the end of the regular season for the winner.

1974-75	Vic Hadfield	1983-84	Mike Bullard
1975-76	Dave Burrows	1984-85	Mario Lemieux
1976-77	Dunc Wilson	1985-86	Mario Lemieux
1977-78	Denis Herron	1986-87	Mario Lemieux
1978-79	Randy Carlyle	1987-88	Mario Lemieux
1979-80	George Ferguson	1988-89	Mario Lemieux
1980-81	Randy Carlyle	1989-90	Mario Lemieux
1981-82	Michel Dion	1990-91	Mark Recchi
1982-83	Michel Dion	1991-92	Mario Lemieux



Booster Club members Jeanne Ley and Mike Anitori present the Three Star Award to Mario Lemieux.

PENGUINS TEAM AWARDS

BAZ BASTIEN "GOOD GUY" AWARD

The Good Guy Award is presented by the Pittsburgh Chapter of the Professional Hockey Writers Association to the player who the local members of the PHWA want to acknowledge for his cooperation throughout the year. The award is presented in memory of the late Aldege "Baz" Bastien, Penguins General Manager from 1976 to 1983.

1983-84 Gary Rissling
 1984-85 Gary Rissling
 1985-86 Terry Ruskowski
 1986-87 Dan Frawley

1987-88 Randy Cunneynworth
 1988-89 Jim Johnson
 1989-90 Troy Loney
 1990-91 Phil Bourque
 1991-92 Larry Murphy



Bob Grove, sports writer for the Washington Observer Reporter, presents the PHWA's Good Guy Award to Larry Murphy.



DONADEO-SULLIVAN AWARD - MASTERTON NOMINEE

The Pittsburgh Chapter of the Professional Hockey Writers Association votes for the Pittsburgh Penguins Masterton nominee. Each NHL team selects a Masterton candidate from which the overall winner is chosen. The Masterton candidate is nominated as the player who best exemplifies the qualities of perseverance, sportsmanship and dedication to hockey.

1982-83 Greg Malone
 1983-84 Denis Herron
 1984-85 Gary Rissling & Warren Young
 1985-86 Terry Ruskowski
 1986-87 Randy Cunneynworth

1987-88 Randy Hillier
 1988-89 Phil Bourque
 1989-90 Mario Lemieux
 1990-91 Mario Lemieux
 1991-92 Joe Mullen



Dan Wahl, President of Lifestyle Insurance Services and Lifestyle Limosine Service presents Joe Mullen with the Penguins Masterton Nominee award.



1991-92 PITTSBURGH PENGUINS TEAM NOTES

STREAKS – The Penguins nine-game home winning streak was tied for the longest in the NHL this season. They also were tied for the league-high road winning streak, with a five-game road winning streak from Dec. 13-29. This sets a club record for the longest road winning streak.

ROAD RECORD – With 18 road victories, the Penguins set a club record for wins away from home. The previous record of 16 was set in 1988-89 and tied last season. They also broke the team record for points on the road with 39, breaking the mark of 36 set in 1988-89. The Penguins were tied for second in the NHL, scoring 151 goals on the road, trailing only Washington with 159.

PENGUINS TEAM AWARDS

THE EDWARD J. DEBARTOLO AWARD

The Edward J. DeBartolo Award recognizes the player who has donated a tremendous amount of time during the season working on community and charity projects.

1991-92 Troy Loney & Phil Bourque



Penguins General Manager Craig Patrick presents Troy Loney and Phil Bourque with the Edward J. DeBartolo Awards.



JON YACKMACK OF ARMSTRONG CENTRAL WINS FIRST BOB JOHNSON SCHOLARSHIP

Jon Yackmack, a senior at Armstrong Central High School was selected as the first winner of the Bob Johnson scholarship last April. The scholarship, sponsored by the Pittsburgh Penguins Booster Club and the Pittsburgh Penguins is for \$2,000.

The Johnson scholarship will be presented annually to a Western Pennsylvania high school senior for academic excellence, community involvement, demonstrated leadership, sportsmanship and a positive attitude as a member of the school's hockey program. Students must have a minimum grade point average of 3.20.

"The competition for the scholarship was exceptional," Penguins President Howard Baldwin said. "Every applicant had the qualifications and background to win the award. However, Jon Yackmack's accomplishments stood above the others and we feel he is the perfect choice for the first Bob Johnson scholarship. Jon stands out as a member of the student body, as a student and as an athlete despite personal hardships. His record of success is very impressive."

Yackmack (5'8", 175 lbs.) registered 92 points on 47 goals and 45 assists as a sophomore for Armstrong Central, and then paced his club to both the Western Pennsylvania and State Class AAA Championships in 1990-91 with 51 goals and 52 assists for 103 points. In 1991-92, he rebounded from a serious football knee injury to total 50 points (25 goals, 25 assists) and sparked his club to the Western Pennsylvania Class AAA Finals.

Yackmack was a WPIHL All-Star selection for the past three years, and captained Armstrong Central as a junior and senior. He was named as one of the Tri-State Area Hockey Association's (TAHA) Top Twenty Player list as a junior.

Yackmack, a standout all-around athlete, won four letters each in football and baseball, and received All-Conference honors in both sports. He had a 3.26 grade point average and is aiming at a career in engineering or marine biology. He is attending Aron Old Farms Prep School this year.

PENGUINS SILVER ANNIVERSARY TEAM

Four members of the 1991 Stanley Cup championship team, as well as Randy Carlyle and Rick Kehoe, were named to the Penguins Silver Anniversary team in voting by the fans last season. Mario Lemieux, Kevin Stevens, Paul Coffey and goalie Tom Barrasso were the selections from the Penguins club that won the team's first Stanley Cup.

The balloting was sponsored by the Penguins Report and the KBL Sports Network.

Lemieux led all players in voting as a runaway selection at center. Picked first overall by the Penguins in the 1984 Entry Draft, he leads the club in virtually every offensive department.

Stevens, who became the highest scoring left wing in a single season this past year, was third in the overall balloting. After an outstanding performance in the '91 playoffs, he registered 123 points this season and became the sixth player in Penguin history to score 50 or more goals.

In the closest balloting among the six positions, Kehoe, a 55-goal scorer with the Penguins in 1980-81 and presently an assistant coach with the club, is the Silver Anniversary selection at right wing. He received only seven more votes than former Penguin Mark Recchi.

Coffey finished second in the overall balloting behind Lemieux. He is paired on defense with Carlyle, who won the Norris Trophy with the Penguins in 1981. Dave Burrows was third in voting among defensemen.

Coffey, dealt to Los Angeles the same day that Recchi went to the Flyers last February, played more than 300 games with Pittsburgh.

Barrasso, who backstopped the Penguins to the Stanley Cup in 1991 and 1992, was named the Silver Anniversary goaltender, finishing well ahead of Denis Herron and Michel Dion.

It is no surprise that Lemieux was voted the all time favorite Penguin in the 25-year history of the franchise, but the 27-year-old old captain had a lot of company in the balloting. A total of 55 players and the late Bob Johnson received votes.

SILVER ANNIVERSARY TEAM BALLOTING

CENTER (TOP FIVE)

1. Mario Lemieux
2. Syl Apps
3. Pierre Larouche
4. Bryan Trottier
5. John Cullen

RIGHT WING (TOP FIVE)

1. Rick Kehoe
2. Mark Recchi
3. Jean Pronovost
4. Jaromir Jagr
5. Joe Mullen

DEFENSE (TOP FIVE)

1. Paul Coffey
2. Randy Carlyle
3. Dave Burrows
4. Ron Stackhouse
5. Jim Johnson

FAVORITE PENGUIN (TOP FIVE)

1. Mario Lemieux
2. Paul Coffey
3. Jaromir Jagr
4. Kevin Stevens
5. Mark Recchi

LEFT WING (TOP FIVE)

1. Kevin Stevens
2. Bob Errey
3. Lowell MacDonald
4. Randy Cunneyworth
5. Greg Polis

GOALTENDER (TOP FIVE)

1. Tom Barrasso
2. Denis Herron
3. Michel Dion
4. Les Binkley
5. Gilles Meloche

The *Penguins Report* is an independent publication covering the Penguins. It is published 20 times during the year. The editor of *Penguins Report* is former *Post-Gazette* beat writer Tom McMillan.

To subscribe, send check for \$29.25 to *Penguins Report*, P.O. Box 6429, Pittsburgh, PA 15212-9998.

PENGUINS HALL OF FAME


Jean Pronovost, Rick Kehoe and the late Bob Johnson were selected as the charter members of the Pittsburgh Penguins Hall of Fame, it was announced last June. Pronovost, Kehoe and Johnson will be formally inducted at the Penguins-Detroit game on October 22.



BOB JOHNSON: Bob Johnson coached the Penguins to their first-ever Stanley Cup Championship in 1990-91. Johnson, an outstanding college coach and former head coach of the Calgary Flames, became head coach of the Penguins on June 12, 1990, and led Pittsburgh to its first-ever Patrick Division title, with 88 points. The Penguins then went on to win the Patrick Division playoff title and the Wales Conference Trophy to earn the club's first trip to the Stanley Cup Finals. The Penguins reached the mountaintop on May 25, 1991, with an 8-0 win at Minnesota, capturing the Stanley Cup. Johnson became only the second American-born coach to win the Cup. Only three short months later, he was stricken with brain tumors. And two months later, on November 26, 1991, he passed away at his home in Colorado. Thanks in large part to Coach Bob Johnson, it will always be "A Great Day for Hockey" in Pittsburgh.



JEAN PRONOVOST: Pronovost played 10 seasons with the Penguins (1968-69 to 1977-78) and has played in more Pens games than any other player (753). A right wing, Pronovost was the first Penguins' player to score 50 goals in a season (52 in 1975-76). He led the team in goal scoring five times and in points twice, and recorded 20 or more goals in nine of his 10 seasons with the Penguins, while playing in over 70 games in eight of those 10 seasons... Pronovost ranks second in club history with 316 goals, third in points (603), fifth in assists (287), second in game-winning goals (42) and third in power play goals (70). He represented the Penguins in the mid-season NHL All-Star Game on four occasions, and served as team captain during the 1977-78 season.



RICK KEHOE: Acquired from Toronto on September 13, 1974, Kehoe played 10 seasons with Pittsburgh (1974-75 to 1984-85). A right winger, he scored a career-high 55 goals in the 1980-81 season. Only Mario Lemieux has more goals in a single season with the Penguins. With Pittsburgh, Kehoe led the team in goals and points on three occasions. He recorded 25 or more goals in nine of his 10 seasons as a Penguin, while topping the 30-goal mark five times... With 636 points as a Penguin, Kehoe ranks second in club history in points, trailing only Lemieux, second in games played (722), third in goals (312), fourth in assists (324), second in power play goals (95), and second in hat tricks (8). He played in the NHL All-Star Game twice and won the Lady Byng Trophy in 1981.

SEASON HIGHLIGHTS

- Andy Bathgate scores the first franchise goal on Oct. 11 vs. Montreal.
- Pens record first victory on Oct. 13 at St. Louis, 3-1.
- Pens record first home victory Oct. 21 in a 4-2 win over Chicago and become first expansion team to beat an established NHL team.
- Les Binkley records first Penguins shutout Nov. 4 at Oakland, 1-0.
- Ken Schinkel represents Penguins on NHL All-Star Team.
- Penguins win four games in a row Mar. 26 to Mar. 31.



ART STRATTON

MAJOR TRADES

- Feb. 27, 1968** - Obtained Wayne Hicks from Philadelphia for Art Stratton.
- June 6, 1967** - Obtained Paul Andrea, Dunc McCallum and George Konik from New York Rangers for Larry Jeffrey.

FINAL STATISTICS

Players	GP	G	A	TP	PIM
Andy Bathgate	74	20	39	59	55
Ab McDonald	74	22	21	43	38
Art Stratton					
Pitt.	58	16	21	37	16
Phil.	12	0	4	4	4
Total	70	16	25	41	20
Ken Schinkel	57	14	25	39	19
Earl Ingarfield	50	15	22	37	12
Vai Fonteyne	69	6	28	34	0
Gene Ubricaco	65	18	15	33	16
Noel Price	70	6	27	33	48
Paul Andrea	65	11	21	32	2
Billy Dea	73	16	12	28	6
Keith McCreary	70	14	12	26	44
Leo Boivin	73	9	13	22	74
Wayne Hicks					
Phil.	32	2	7	9	6
Pitt.	15	4	7	11	2
Total	47	6	14	20	8
Bob Dillabough	47	7	12	19	18
Bob Rivard	27	5	12	17	4
Bill Speer	68	3	13	16	44
George Konik	52	7	8	15	26
Al MacNeil	74	2	10	12	58
Dunc McCallum	32	0	2	2	36
Dick Mattiussi	32	0	2	2	18
Mel Pearson	2	0	1	1	0
Ted Lanyon	5	0	0	0	4
Hank Bassen	25	0	0	0	8
Les Binkley	54	0	0	0	0

GOALTENDING

PLAYERS (W-L-T)	GP	MP	GA	SO	GAA
Les Binkley (20-24-10)	54	3141	151	6	2.88
Hank Bassen (7-10-3)	25	1299	62	1	2.86
TOTALS (27-34-13)	74	4440	216	7	2.92

WEST DIVISION STANDINGS

TEAMS	GP	W	L	T	GF	GA	TP
Philadelphia	74	31	32	11	173	179	73
Los Angeles	74	31	33	10	200	224	72
St. Louis	74	27	31	16	177	191	70
Minnesota	74	27	32	15	191	226	69
Pittsburgh	74	27	34	13	195	216	67
Oakland	74	15	42	17	153	219	47

GAME-BY-GAME RESULTS

DATE	W-L-T	SCORE	OPP	DATE	W-L-T	SCORE	OPP
Oct. 11	L	1-2	MONTREAL	Jan. 7	L	1-3	Philadelphia
Oct. 13	W	3-1	ST. LOUIS	Jan. 10	L	3-4	MONTREAL
Oct. 14	L	2-4	ST. LOUIS	Jan. 12	W	4-3	TORONTO
Oct. 18	T	3-3	MINNESOTA	Jan. 13	L	0-7	Toronto
Oct. 19	L	0-1	Philadelphia	Jan. 17	T	1-1	Oakland
Oct. 21	W	4-2	CHICAGO	Jan. 18	L	2-3	Los Angeles
Oct. 22	L	4-6	New York	Jan. 20	W	6-5	DETROIT
Oct. 25	W	4-1	OAKLAND	Jan. 21	L	3-4	Minnesota
Oct. 26	L	3-5	LOS ANGELES	Jan. 27	L	3-5	LOS ANGELES
Oct. 29	L	2-4	Boston	Jan. 28	W	1-0	Boston
Nov. 1	W	4-1	Minnesota	Jan. 31	L	4-9	ST. LOUIS
Nov. 4	W	1-0	Oakland	Feb. 1	W	2-0	ST. LOUIS
Nov. 8	T	1-1	PHILADELPHIA	Feb. 3	T	3-3	TORONTO
Nov. 9	L	1-5	Detroit	Feb. 7	W	4-1	Oakland
Nov. 11	L	1-5	ST. LOUIS	Feb. 8	L	1-3	Los Angeles
Nov. 15	W	5-0	PHILADELPHIA	Feb. 10	T	2-2	NEW YORK
Nov. 16	W	5-3	St. Louis	Feb. 14	W	1-3	MINNESOTA
Nov. 22	W	4-1	BOSTON	Feb. 16	L	1-3	ST. LOUIS
Nov. 24	L	3-5	Los Angeles	Feb. 17	L	3-4	Montreal
Nov. 25	T	2-2	Oakland	Feb. 21	T	1-1	PHILADELPHIA
Nov. 29	W	6-1	OAKLAND	Feb. 24	L	1-3	OAKLAND
Dec. 2	L	1-4	NEW YORK	Feb. 25	W	2-1	Philadelphia
Dec. 3	L	1-6	Detroit	Feb. 27	L	3-5	BOSTON
Dec. 6	L	2-7	Chicago	Mar. 2	T	6-6	OAKLAND
Dec. 8	W	3-2	Minnesota	Mar. 6	L	2-4	ST. LOUIS
Dec. 10	L	4-7	MINNESOTA	Mar. 7	T	2-2	Minnesota
Dec. 13	W	2-1	Toronto	Mar. 9	W	3-1	LOS ANGELES
Dec. 16	T	1-1	CHICAGO	Mar. 13	L	3-4	Chicago
Dec. 17	L	1-2	Philadelphia	Mar. 16	L	4-6	Montreal
Dec. 21	L	1-4	Los Angeles	Mar. 17	L	0-3	New York
Dec. 23	W	4-6	MINNESOTA	Mar. 20	W	4-2	ST. LOUIS
Dec. 25	W	4-3	LOS ANGELES	Mar. 23	L	0-3	Minnesota
Dec. 27	T	0-0	OAKLAND	Mar. 24	T	4-4	MINNESOTA
Dec. 29	L	1-2	St. Louis	Mar. 25	W	2-1	Los Angeles
Dec. 30	L	2-5	DETROIT	Mar. 27	W	7-4	Oakland
Jan. 4	W	4-3	LOS ANGELES	Mar. 30	W	2-0	Philadelphia
Jan. 6	T	2-2	PHILADELPHIA	Mar. 31	W	5-1	PHILADELPHIA

*Home games in capital letters

SEASON HIGHLIGHTS

- Penguins record first win ever at Montreal on Jan. 2, 5-2.
- Ken Schinkel named to Western Division All-Star Team.
- Keith McCreary scores 25 goals to lead the Penguins.



KEN SCHINKEL

MAJOR TRADES

- June 11, 1968 - Obtained Lou Angotti from St. Louis for Ab McDonald.
- Nov. 29, 1968 - Obtained Billy Harris from Oakland for Bob Dillabough.
- Jan. 24, 1969 - Obtained Duane Rupp from Minnesota for Leo Boivin.
- Jan. 30, 1969 - Obtained George Swarbrick, Bryan Watson and Tracy Pratt from Oakland for Earl Ingarfield, Dick Mattiussi and Gene Ubriaco.

FINAL STATISTICS

Players	GP	G	A	TP	PIM
Ken Schinkel	76	18	34	52	18
Charlie Burns	76	13	38	51	22
Keith McCreary	70	25	23	48	42
Earl Ingarfield	66	16	30	46	12
Jean Pronovost	76	16	25	41	41
Gene Ubriaco	75	19	18	37	28
Lou Angotti	71	17	20	37	36
Val Fonteyne	74	12	17	29	2
Wally Boyer	62	10	19	29	17
Bob Woytowich	71	9	20	29	62
Leo Boivin	69	6	19	25	42
Billy Harris	73	7	17	24	10
George Swarbrick	69	4	19	23	103
Noel Price	73	2	18	20	61
Bob Dillabough	62	7	12	19	6
Billy Dea	66	10	8	18	4
Dunc McCallum	62	5	13	18	81
Duane Rupp	59	5	11	16	32
Paul Andrea	25	7	6	13	2
Dick Mattiussi	36	1	11	12	30
Bryan Watson	68	2	7	9	132
Bill Speer	34	1	4	5	27
Tracy Pratt	18	0	5	5	34
Ron Snell	4	3	1	4	6
Doug Barrie	8	1	1	2	8
Gary Swain	9	1	1	2	0
John Arbour	17	0	2	2	35
Jean Guy Lagace	17	0	1	1	14
Bill Lucaine	4	0	0	0	0
Joe Daley	29	0	0	0	2
Les Binkley	50	0	0	0	0
Marv Edwards	1	0	0	0	0

FINAL WEST DIVISION STANDINGS

TEAMS	G	P	W	L	T	GF	GA	P
St. Louis	76	37	25	14	204	157	88	
Oakland	76	29	36	11	219	251	69	
Philadelphia	76	20	35	21	174	225	61	
Los Angeles	76	24	42	10	185	260	58	
Pittsburgh	76	20	45	11	189	252	51	
Minnesota	76	18	43	15	189	270	51	

GAME BY GAME RESULTS

DATE	W-L-T	SCORE	OPP	DATE	W-L-T	SCORE	OPPONENT
Oct. 12	T	1-1	MONTEAL	Jan. 9	L	2-2	MINNESOTA
Oct. 16	T	2-2	Toronto	Jan. 11	L	4-2	OAKLAND
Oct. 17	L	3-0	Philadelphia	Jan. 12	L	8-4	Boston
Oct. 19	L	5-1	BOSTON	Jan. 15	W	3-1	Minnesota
Oct. 23	L	8-5	CHICAGO	Jan. 18	L	3-2	Detroit
Oct. 26	W	4-2	ST. LOUIS	Jan. 18	L	4-0	Los Angeles
Oct. 30	L	7-3	New York	Jan. 19	L	6-3	Oakland
Nov. 2	L	3-2	Los Angeles	Jan. 23	L	3-1	MINNESOTA
Nov. 3	W	3-1	Oakland	Jan. 25	L	2-0	TORONTO
Nov. 6	L	3-1	ST. LOUIS	Jan. 26	L	5-3	Philadelphia
Nov. 7	-	5-4	Montreal	Jan. 29	L	2-1	ST. LOUIS
Nov. 9	L	3-0	PHILADELPHIA	Feb. 1	T	2-2	PHILADELPHIA
Nov. 13	L	6-3	Chicago	Feb. 2	L	7-3	New York
Nov. 14	L	6-4	CHICAGO	Feb. 5	W	3-2	NEW YORK
Nov. 16	L	2-1	NEW YORK	Feb. 8	L	4-2	LOS ANGELES
Nov. 20	T	5-2	Toronto	Feb. 9	L	3-1	Minnesota
Nov. 21	W	3-1	OAKLAND	Feb. 12	L	2-0	ST. LOUIS
Nov. 23	T	2-2	LOS ANGELES	Feb. 15	T	4-4	OAKLAND
Nov. 27	W	3-2	TORONTO	Feb. 16	L	4-3	MONTEAL
Nov. 28	W	3-2	Chicago	Feb. 19	W	3-0	BOSTON
Nov. 30	W	4-2	Los Angeles	Feb. 20	L	3-0	Detroit
Dec. 1	T	4-4	Oakland	Feb. 22	W	3-2	DETROIT
Dec. 4	L	7-2	DETROIT	Feb. 27	W	4-3	CHICAGO
Dec. 7	T	1-1	St. Louis	Mar. 1	T	5-3	Toronto
Dec. 8	L	4-1	TORONTO	Mar. 2	L	4-0	Boston
Dec. 11	W	4-2	Minnesota	Mar. 5	W	4-2	ST. LOUIS
Dec. 14	L	2-1	LOS ANGELES	Mar. 8	L	5-3	NEW YORK
Dec. 15	L	5-3	Boston	Mar. 12	L	4-3	New York
Dec. 17	L	8-2	Philadelphia	Mar. 15	L	5-1	Los Angeles
Dec. 21	L	3-1	MINNESOTA	Mar. 16	L	7-2	Oakland
Dec. 22	L	5-1	Chicago	Mar. 19	L	3-2	BOSTON
Dec. 25	W	6-3	DETROIT	Mar. 20	L	5-3	Montreal
Dec. 26	L	3-2	St. Louis	Mar. 22	W	2-1	St. Louis
Dec. 28	L	4-3	OAKLAND	Mar. 23	W	5-0	MINNESOTA
Dec. 31	L	4-3	MONTEAL	Mar. 25	W	3-1	Minnesota
Jan. 2	W	5-2	Montreal	Mar. 28	W	8-4	LOS ANGELES
Jan. 4	T	1-1	PHILADELPHIA	Mar. 29	T	3-3	Philadelphia
Jan. 5	L	2-1	Detroit	Mar. 30	W	2-1	PHILADELPHIA

GOALTENDING

PLAYERS (W-L-T)	GP	MP	GA	SO	GAA
Joe Daley (10-13-3)	29	1615	87	2	3.23
Les Binkley (10-31-8)	50	2885	158	0	3.29
Marv Edwards (0-1-0)	1	60	3	0	3.00
TOTALS (20-45-11)	76	4560	252	2	3.32

1969-70 PENGUINS REVIEW

SEASON HIGHLIGHTS

- Leonard "Red" Kelly is named Penguins coach on July 2.
- Bob Woytowich and Dean Prentice are named to Western Division All-Star Team.
- Dean Prentice leads Penguins in scoring with 26-25-51.
- Penguins make playoffs for the first time, sweeping Oakland, 4-0, in the Quarter-Finals, before losing to St. Louis, 4-2, in the Semi-Finals.
- Red Kelly is named Hockey News "Coach of the Year".



RED KELLY

MAJOR TRADES

- June 6, 1969 - Obtained Ron Schock and Craig Cameron from St. Louis for Lou Angotli and a first round choice in the 1971 Amateur Draft.
- Oct. 28, 1969 - Obtained Mike McMahon from Detroit for Billy Dea.

FINAL STATISTICS

SCORING

PLAYERS	GP	G	A	TP	PIM
Dean Prentice	75	26	25	51	14
Ken Schinkel	72	20	25	45	19
Michel Briere	76	12	32	44	20
Jean Pronovost	72	20	21	41	45
Bob Woytowich	68	8	25	33	49
Bryan Hextall	66	12	19	31	87
Ron Schock	76	8	21	29	40
Keith McCreary	60	18	8	26	67
Glen Sather	76	12	14	26	114
Val Fonteyne	68	11	15	26	2
Wally Boyer	72	11	12	23	34
Nick Harbaruk	74	5	17	22	56
Jim Morrison	59	5	15	20	40
Duane Rupp	64	2	14	16	18
Tracy Pratt	65	5	7	12	124
Bob Blackburn	60	4	7	11	51
Bryan Watson	61	1	9	10	189
Mike McMahon	12	1	3	4	19
Rick Kessell	8	1	2	3	2
Ron Snell	3	0	1	1	0
George Swarbrick	12	0	1	1	8
Les Binkley	27	0	1	1	0
Dunc McCallum	14	0	0	0	16
Al Smith	46	0	0	0	20
Bench					4

GOALTENDING

PLAYERS (W-L-T)	GP	MP	GA	SO	GAA
Joe Daley (1-5-3)	9	528	26	0	2.95
Al Smith (15-20-8)	46	2555	129	2	3.03
Les Binkley (10-13-1)	27	1477	79	3	3.21
Totals (26-38-12)	76	4560	234	5	3.13

FINAL WEST DIVISION STANDINGS

TEAMS	GP	W	L	T	GF	GA	PTS
St. Louis	76	37	27	12	224	179	86
Pittsburgh	76	26	38	12	182	238	64
Minnesota	76	19	35	22	224	257	60
Oakland	76	22	40	14	169	243	58
Philadelphia	76	17	35	24	197	225	58
Los Angeles	76	14	52	10	168	290	38

GAME-BY-GAME RESULTS

DATE	W-L-T	SCORE	OPPONENT	DATE	W-L-T	SCORE	OPPONENT
Oct. 11	T	2-2	OAKLAND	Jan. 14	L	0-5	Chicago
Oct. 15	T	3-3	PHILADELPHIA	Jan. 17	L	0-4	Toronto
Oct. 18	T	3-3	BOSTON	Jan. 18	W	6-4	Philadelphia
Oct. 19	L	0-4	Boston	Jan. 21	T	3-3	OAKLAND
Oct. 21	L	3-4	Oakland	Jan. 24	W	-2	LOS ANGELES
Oct. 22	L	0-2	Los Angeles	Jan. 25	L	1-3	Boston
Oct. 25	W	4-1	Minnesota	Jan. 28	T	4-4	TORONTO
Oct. 29	-	1-3	NEW YORK	Jan. 31	W	2-1	ST. LOUIS
Nov. 1	W	8-3	MINNESOTA	Feb. 1	L	0-6	New York
Nov. 2	L	3-4	Detroit	Feb. 4	W	7-5	Minnesota
Nov. 5	L	2-4	DETROIT	Feb. 7	W	3-1	LOS ANGELES
Nov. 8	L	1-4	CHICAGO	Feb. 8	W	3-3	MINNESOTA
Nov. 12	W	3-0	Toronto	Feb. 11	L	1-7	Chicago
Nov. 13	L	0-4	St. Louis	Feb. 14	L	3-3	BOSTON
Nov. 15	W	3-1	LOS ANGELES	Feb. 15	W	4-2	Detroit
Nov. 19	L	0-4	ST. LOUIS	Feb. 17	W	4-2	PHILADELPHIA
Nov. 22	W	3-3	PHILADELPHIA	Feb. 19	W	6-1	Los Angeles
Nov. 23	L	2-3	Chicago	Feb. 21	L	3-6	Oakland
Nov. 26	T	4-4	Minnesota	Feb. 25	L	2-3	Montreal
Nov. 29	W	5-3	OAKLAND	Feb. 26	W	1-0	LOS ANGELES
Nov. 30	T	3-3	Philadelphia	Feb. 28	W	3-2	OAKLAND
Dec. 3	W	2-1	DETROIT	Mar. 4	W	2-1	MONTREAL
Dec. 6	L	0-5	Toronto	Mar. 5	L	3-5	Detroit
Dec. 7	W	3-2	TORONTO	Mar. 7	T	2-2	ST. LOUIS
Dec. 10	W	2-0	Los Angeles	Mar. 8	T	0-0	New York
Dec. 12	L	1-4	Oakland	Mar. 11	T	2-2	Oakland
Dec. 14	L	1-2	Boston	Mar. 12	L	1-4	Los Angeles
Dec. 17	L	2-5	MONTREAL	Mar. 14	L	3-6	Minnesota
Dec. 20	-	4-5	BOSTON	Mar. 16	L	0-2	NEW YORK
Dec. 21	L	0-4	Philadelphia	Mar. 19	L	1-3	ST. LOUIS
Dec. 26	W	3-2	New York	Mar. 21	L	3-5	CHICAGO
Dec. 27	L	0-3	CHICAGO	Mar. 22	L	4-5	Montreal
Dec. 31	W	4-2	MONTREAL	Mar. 25	W	2-0	MINNESOTA
Jan. 3	L	0-6	ST. LOUIS	Mar. 28	W	2-1	Philadelphia
Jan. 4	T	4-4	TORONTO	Mar. 29	T	5-5	NEW YORK
Jan. 7	L	3-5	NEW YORK	Apr. 1	W	4-1	PHILADELPHIA
Jan. 8	L	1-3	Montreal	Apr. 4	L	1-3	ST. LOUIS
Jan. 10	L	3-5	DETROIT	Apr. 5	L	1-5	MINNESOTA

SEASON HIGHLIGHTS

- Penguins suffer through an 18-game (0-11-7) road winless streak from Oct. 25 through Jan. 14.
- Penguins reel off a seven-game home winning streak from Jan. 13 through Feb. 13.
- Greg Polis is named to the Western Division All-Star Team.
- Les Binkley records his 11th career shutout on Mar. 3, which is still a club record.
- Jean Pronovost scores five points (2G, 3A) on Mar. 24 vs. Detroit.
- Penguins set a team record with 18 home wins.
- Twenty ties is also a Penguins record.



BRYAN HEXTALL

MAJOR TRADES

- Jan. 26, 1971 - Obtained Syl Apps and Sheldon Kannegiesser from New York Rangers for Glen Sather.
- Jan. 31, 1971 - Obtained Jean Guy Lagace from Buffalo for Terry Bell.

FINAL STATISTICS

PLAYERS	SCORING				
	GP	G	A	TP	PIM
Bryan Hextall	76	16	32	48	133
Jean Pronovost	78	21	24	45	35
Andy Bathgate	76	15	29	44	34
Wally Boyer	68	11	30	41	30
Ron Schock	71	14	26	40	20
Dean Prentice	69	21	17	38	18
Ken Schinkel	50	15	19	34	6
Keith McCreary	59	21	12	33	24
Greg Polis	61	18	15	33	40
Duane Rupp	59	5	28	33	34
Dunc McCallum	77	9	20	29	95
Bob Woytowich	78	4	22	26	30
Nick Harbaruk	78	13	12	25	108
Syl Apps	31	9	16	25	19
Rod Zaine	37	8	5	13	21
Val Fonteyne	70	4	9	13	0
Glen Sather	46	8	3	11	96
Jim Morrison	73	0	10	10	32
Bob Blackburn	64	4	5	9	54
Bryan Watson	42	2	6	8	119
John Stewart	15	2	1	3	9
Robin Burns	10	0	3	3	4
Yvon Labre	21	1	1	2	19
Rick Kessell	6	0	2	2	2
Shel. Kannegiesser	18	0	2	2	29
Steve Cardwell	5	0	1	1	15
Lowell MacDonald	10	0	1	1	0
Paul Hoganson	2	0	0	0	0
Cam Newton	5	0	0	0	4
Les Binkley	34	0	0	0	0
Al Smith	47	0	0	0	41
Bench					6

GOALTENDING

PLAYER (W-L-T)	GP	MP	GA	SO	GAA
Les Binkley (11-11-10)	34	1870	89	2	2.85
Al Smith (9-22-9)	45	2472	128	2	3.10
Cam Newton (1-3-1)	5	281	16	0	3.41
Paul Hoganson (0-1-0)	2	57	7	0	7.36
TOTALS (21-37-20)	78	4680	240	4	3.07

FINAL WEST DIVISION STANDINGS


TEAMS	GP	W	L	T	GF	GA	PTS
Chicago	78	49	20	9	277	184	107
St. Louis	78	34	25	19	223	208	87
Philadelphia	78	28	33	17	207	225	73
Minnesota	78	28	34	16	191	223	72
Los Angeles	78	25	40	13	239	303	63
Pittsburgh	78	21	37	20	221	240	62
California	78	20	53	5	199	320	45

GAME-BY-GAME RESULTS

DATE	W-L-T	SCORE	OPP	DATE	W-L-T	SCORE	OPP
Oct. 10	L	2-2	BUFFALO	Jan. 6	L	3-4	Philadelphia
Oct. 15	L	2-4	MINNESOTA	Jan. 9	L	2-5	Toronto
Oct. 17	T	0-0	PHILADELPHIA	Jan. 13	W	4-2	LOS ANGELES
Oct. 18	T	1-1	Buffalo	Jan. 14	T	2-2	Detroit
Oct. 21	L	2-4	Los Angeles	Jan. 16	W	4-3	Vancouver
Oct. 23	W	3-1	California	Jan. 20	W	4-2	California
Oct. 25	T	1-1	Vancouver	Jan. 21	L	2-4	Los Angeles
Oct. 28	W	5-3	LOS ANGELES	Jan. 23	W	4-1	VANCOUVER
Oct. 31	L	2-5	CHICAGO	Jan. 27	W	3-1	TORONTO
Nov. 1	L	2-3	Philadelphia	Jan. 28	L	1-4	Chicago
Nov. 4	W	3-3	VANCOUVER	Jan. 30	W	3-1	CHICAGO
Nov. 7	T	2-2	BOSTON	Feb. 3	W	6-1	CALIFORNIA
Nov. 8	T	3-3	Detroit	Feb. 5	T	2-2	St. Louis
Nov. 10	L	1-5	LOS ANGELES	Feb. 7	L	0-1	Chicago
Nov. 11	T	3-3	New York	Feb. 9	L	1-4	Montreal
Nov. 14	W	5-1	CALIFORNIA	Feb. 10	W	5-3	PHILADELPHIA
Nov. 19	L	0-1	ST. LOUIS	Feb. 13	W	5-4	CHICAGO
Nov. 21	W	6-1	DETROIT	Feb. 14	L	4-5	Minnesota
Nov. 22	L	2-4	Boston	Feb. 17	L	3-4	Toronto
Nov. 24	T	4-4	Toronto	Feb. 18	T	5-6	Buffalo
Nov. 25	T	4-4	BUFFALO	Feb. 20	L	0-2	NEW YORK
Nov. 28	L	1-5	Montreal	Feb. 24	T	5-5	ST. LOUIS
Nov. 29	L	2-6	New York	Feb. 27	L	0-4	NEW YORK
Dec. 2	T	3-3	MONTREAL	Feb. 28	L	2-4	Detroit
Dec. 5	W	3-1	VANCOUVER	Mar. 3	W	4-0	MONTREAL
Dec. 5	L	3-5	Boston	Mar. 6	L	3-6	BOSTON
Dec. 8	W	4-0	TORONTO	Mar. 7	T	3-3	CALIFORNIA
Dec. 9	T	2-2	Minnesota	Mar. 10	T	2-2	PHILADELPHIA
Dec. 11	L	2-3	St. Louis	Mar. 13	T	0-0	MINNESOTA
Dec. 12	L	0-1	MINNESOTA	Mar. 14	L	1-5	MONTREAL
Dec. 16	L	2-4	TORONTO	Mar. 17	L	2-5	California
Dec. 19	W	3-1	DETROIT	Mar. 19	L	4-8	Vancouver
Dec. 20	L	1-2	Chicago	Mar. 20	L	4-8	Los Angeles
Dec. 23	L	1-5	New York	Mar. 24	W	8-2	DETROIT
Dec. 25	L	4-8	Boston	Mar. 28	L	1-3	Philadelphia
Dec. 26	W	4-2	BOSTON	Mar. 31	L	4-6	BUFFALO
Dec. 30	T	3-3	Montreal	Apr. 1	T	3-3	Buffalo
Dec. 31	W	4-1	MINNESOTA	Apr. 3	L	3-4	ST. LOUIS
Jan. 2	L	1-3	NEW YORK	Apr. 4	T	1-1	ST. LOUIS

SEASON HIGHLIGHTS

- Thayer R. "Tad" Potter becomes General Partner and Chief Executive Officer of the Penguins.
- Red Kelly relinquishes general manager duties. Jack Riley is then named GM.
- Jim Rutherford posts a seven-game unbeaten streak from Mar. 14 through Apr. 2.
- Syl Apps leads the team in scoring with 15-44-59.
- Jean Pronovost and Greg Polis each score a club record 30 goals.
- Penguins qualify for the playoffs, but are swept by Chicago, 4-0.



SYL APPS

MAJOR TRADES

- June 8, 1971 - Claimed Rene Robert from Toronto in NHL Inter-League Draft.
- Jan. 11, 1972 - Obtained Al McDonough from Los Angeles for Bob Woytowich.
- Mar. 4, 1972 - Obtained Eddie Shack from Buffalo for Rene Robert.

FINAL STATISTICS

PLAYERS	SCORING				
	GP	G	A	TP	PIM
Syl Apps	72	15	44	59	78
Jean Pronovost	68	30	23	53	12
Greg Polis	76	30	19	49	38
Ron Schock	77	17	29	46	22
Ken Schinckel	74	15	30	45	8
Bryan Hextall	78	20	24	44	126
Darryl Edestrand	77	10	23	33	52
Bob Leiter	78	14	17	31	18
Nick Harbaruk	78	12	17	29	46
Duane Rupp	34	4	18	22	32
Bryan Watson	75	3	17	20	212
Val Fonteyne	68	6	13	19	0
Al McDonough	37	7	11	18	8
Rene Robert	49	7	11	18	42
Steve Cardwell	28	7	8	15	18
Eddie Shack	13	5	9	14	12
Dave Burrows	77	2	10	12	48
Tim Horton	44	2	9	11	40
John Stewart	25	2	8	10	23
Keith McCreary	33	4	4	8	22
Joe Noris	35	2	5	7	20
Shel, Kannegiesser	54	2	4	6	47
Bob Woytowich	31	1	4	5	8
Bill Hicke	12	2	0	2	6
Brian McKenzie	6	1	1	2	4
Wally Boyer	1	0	1	1	0
Rick Kessel	3	0	1	1	0
Roy Edwards	15	0	1	1	0
Robin Burns	5	0	0	0	8
Les Binkley	31	0	0	0	2
Jim Rutherford	40	0	0	0	16
BENCH					8

GOALTENDING

PLAYERS (W-L-T)	GP	MP	GA	SO	GAA
Roy Edwards (2-8-4)	15	847	36	0	2.55
Jim Rutherford (17-15-5)	40	2160	116	1	3.22
Les Binkley (7-15-5)	31	1673	98	0	3.51
TOTAL (26-38-14)	78	4680	250	1	3.30

FINAL WEST DIVISION STANDINGS

TEAMS	GP	W	L	T	GF	GA	PTS
Chicago	78	46	17	15	256	166	107
Minnesota	78	37	29	12	212	191	86
St. Louis	78	28	39	11	208	247	67
Pittsburgh	78	26	38	14	220	258	66
Philadelphia	78	26	38	14	200	236	66
California	78	21	39	18	216	288	60
Los Angeles	78	21	49	9	206	305	49

GAME-BY-GAME RESULTS

DATE	W-L-T	SCORE	OPP	DATE	W-L-T	SCORE	OPP
Oct. 9	W	3-2	PHILADELPHIA	Jan. 8	L	0-4	CHICAGO
Oct. 10	L	1-2	Buffalo	Jan. 9	L	2-4	Detroit
Oct. 13	W	4-1	Los Angeles	Jan. 12	T	2-2	BOSTON
Oct. 16	W	2-1	Vancouver	Jan. 13	L	1-7	Montreal
Oct. 17	W	4-2	California	Jan. 15	W	4-2	PHILADELPHIA
Oct. 20	W	8-1	LOS ANGELES	Jan. 19	L	1-5	VANCOUVER
Oct. 23	L	2-5	CHICAGO	Jan. 22	L	0-1	St. Louis
Oct. 24	T	1-1	New York	Jan. 23	T	3-3	MONTREAL
Oct. 27	L	4-6	CALIFORNIA	Jan. 26	L	1-2	ST. LOUIS
Oct. 28	L	0-2	Minnesota	Jan. 29	L	2-4	CHICAGO
Oct. 30	T	1-1	NEW YORK	Jan. 30	W	0-4	Philadelphia
Oct. 31	L	1-3	Detroit	Feb. 3	W	4-3	St. Louis
Nov. 3	L	3-5	California	Feb. 5	L	1-8	Los Angeles
Nov. 5	L	2-4	Vancouver	Feb. 9	W	4-1	Toronto
Nov. 7	L	14	Chicago	Feb. 10	W	6-1	LOS ANGELES
Nov. 9	W	4-1	St. Louis	Feb. 12	L	3-8	NEW YORK
Nov. 10	W	3-1	VANCOUVER	Feb. 13	W	6-4	VANCOUVER
Nov. 13	W	6-4	LOS ANGELES	Feb. 16	W	4-2	TORONTO
Nov. 16	L	1-5	MINNESOTA	Feb. 17	W	2-0	Buffalo
Nov. 18	L	3-4	Minnesota	Feb. 19	L	2-6	DETROIT
Nov. 20	L	2-4	ST. LOUIS	Feb. 20	L	0-2	Minnesota
Nov. 21	L	3-7	Chicago	Feb. 23	L	0-2	Toronto
Nov. 24	L	1-2	TORONTO	Feb. 26	W	5-2	PHILADELPHIA
Nov. 27	L	1-3	Montreal	Feb. 27	L	3-5	Montreal
Dec. 1	W	4-2	DETROIT	Mar. 2	W	7-4	DETROIT
Dec. 4	W	4-2	NEW YORK	Mar. 4	W	4-2	MONTREAL
Dec. 5	L	3-5	Boston	Mar. 5	L	3-6	Detroit
Dec. 8	T	1-1	CALIFORNIA	Mar. 8	L	4-5	MONTREAL
Dec. 11	T	3-3	BUFFALO	Mar. 11	W	6-4	BOSTON
Dec. 12	L	1-6	New York	Mar. 12	T	4-4	Boston
Dec. 15	L	2-3	Toronto	Mar. 14	W	7-4	Vancouver
Dec. 18	L	3-4	BOSTON	Mar. 18	T	4-4	Los Angeles
Dec. 19	T	2-2	Boston	Mar. 19	T	3-3	California
Dec. 22	L	2-3	New York	Mar. 22	L	3-4	BUFFALO
Dec. 25	W	4-2	MONTREAL	Mar. 25	W	3-2	MINNESOTA
Dec. 29	L	1-6	Philadelphia	Mar. 28	T	2-2	Buffalo
Dec. 28	L	2-4	TORONTO	Mar. 29	W	5-4	CALIFORNIA
Dec. 31	T	3-3	BUFFALO	Apr. 1	T	4-4	Philadelphia
Jan. 5	T	3-3	Chicago	Apr. 2	W	6-2	ST. LOUIS

SEASON HIGHLIGHTS

- Al McDonough records three hat tricks, Oct. 11 at St. Louis, Nov. 18 vs. Atlanta and Nov. 22 vs. St. Louis.
- Penguins set NHL records for the fastest five goals (2:07) and the fastest six goals (5:02) on Nov. 22 vs. St. Louis.
- Syl Apps records six points (3G, 3A) on Dec. 13 vs. New York Islanders.
- Ken Schinkel is named the third Penguins coach on Jan. 13, one day after retiring as a player.
- Greg Polis scores two goals in the All-Star Game at Madison Square Garden to win MVP honors.
- Penguins set club record with 73 points (32-37-9).
- Syl Apps sets club record with 85 points (29-56).
- Al McDonough sets club record with 35 goals.



GREG POLIS

MAJOR TRADES

Feb. 25, 1973 - Obtained Andy Brown from Detroit for a third round choice in the 1973 Amateur Draft and cash.

FINAL STATISTICS

PLAYERS	SCORING				
	GP	G	A	PTS	PIM
Syl Apps	77	29	56	85	18
Al McDonough	78	35	41	76	26
Lowell MacDonald	78	34	41	75	8
Bryan Hextall	78	21	33	54	113
Greg Polis	78	26	23	49	36
Ron Schock	78	13	36	49	23
Eddie Shack	74	25	20	45	84
Jean Pronovost	66	21	22	43	16
Darryl Edestrand	78	15	24	39	88
Dave Burrows	78	3	24	27	42
Nick Harbaruk	78	10	15	25	47
Ken Schinkel	42	11	10	21	16
Duane Rupp	78	7	13	20	62
Jack Lynch	47	1	18	19	40
Bryan Watson	69	1	17	18	179
Rick Kessell	66	1	13	14	0
Jean Guy Lagace	31	1	5	6	32
Steve Cardwell	20	2	2	4	2
Jim Shires	18	1	2	3	2
Robin Burns	26	0	2	2	20
Jim Wiley	4	0	1	1	0
Cam Newton	11	0	1	1	2
Denis Herron	18	0	1	1	0
Sheldon Kannegiesser	3	0	0	0	0
Andy Brown	9	0	0	0	2
Ron Lalonde	11	0	0	0	2
Jim Rutherford	49	0	0	0	0
Bench					6

GOALTENDING

PLAYERS (W-L-T)	GP	MP	GA	SO	CAA
Jim Rutherford (20-22-5)	49	2680	129	3	2.91
Denis Herron (6-7-2)	18	967	55	2	3.41
Cam Newton (3-4-0)	11	533	35	0	3.94
Andy Brown (3-4-2)	9	520	41	0	4.73
TOTALS (32-37-9)	78	4680	260	5	3.40

FINAL NHL WEST DIVISION STANDINGS

TEAMS	GP	W	L	T	GF	GA	PTS
Chicago	78	42	27	9	284	225	93
Philadelphia	78	37	30	11	296	256	85
Minnesota	78	37	30	11	254	230	85
St. Louis	78	32	34	12	233	251	76
Pittsburgh	78	32	37	9	257	265	73
Los Angeles	78	31	36	11	232	245	73
Atlanta	78	25	38	15	191	239	65
California	78	16	46	16	213	323	48

GAME-BY-GAME RESULTS

DATE	W-L-T	SCORE	OPPONENT	DATE	W-L-T	SCORE	OPPONENT
Oct. 7	W	5-2	LOS ANGELES	Jan. 5	W	4-2	VANCOUVER
Oct. 11	W	5-2	St. Louis	Jan. 7	W	0-0	NY Rangers
Oct. 14	W	5-2	CALIFORNIA	Jan. 10	T	1-2	DETROIT
Oct. 15	L	4-8	Boston	Jan. 13	W	3-1	LOS ANGELES
Oct. 17	W	5-0	NY Islanders	Jan. 14	T	2-3	Detroit
Oct. 18	L	3-4	Toronto	Jan. 17	T	4-6	Montreal
Oct. 21	L	2-4	BOSTON	Jan. 18	T	2-5	MONTREAL
Oct. 24	W	4-0	Vancouver	Jan. 20	W	3-0	BOSTON
Oct. 27	L	3-6	California	Jan. 21	L	3-9	Chicago
Oct. 28	L	2-5	Los Angeles	Jan. 24	W	5-2	TORONTO
Nov. 1	L	1-7	MONTREAL	Jan. 25	L	3-6	Philadelphia
Nov. 2	L	2-4	Philadelphia	Jan. 27	L	3-5	PHILADELPHIA
Nov. 4	W	6-4	NY Rangers	Jan. 31	W	4-1	LOS ANGELES
Nov. 5	T	1-1	Detroit	Feb. 3	W	2-1	MINNESOTA
Nov. 8	W	5-2	PHILADELPHIA	Feb. 4	L	3-4	Minnesota
Nov. 11	T	3-4	VANCOUVER	Feb. 7	L	2-5	Montreal
Nov. 12	L	0-1	Buffalo	Feb. 10	L	3-6	Boston
Nov. 15	W	7-1	MINNESOTA	Feb. 14	W	6-2	VANCOUVER
Nov. 18	W	6-1	ATLANTA	Feb. 17	T	3-3	BUFFALO
Nov. 19	W	5-0	NY Rangers	Feb. 18	L	1-4	Buffalo
Nov. 22	W	10-4	ST. LOUIS	Feb. 20	W	4-0	NY Islanders
Nov. 25	T	2-2	NY ISLANDERS	Feb. 22	W	2-1	NY ISLANDERS
Nov. 26	T	2-2	Atlanta	Feb. 24	W	2-0	CHICAGO
Nov. 29	W	7-4	TORONTO	Feb. 25	L	1-2	Buffalo
Dec. 2	W	3-2	CHICAGO	Feb. 26	W	4-2	ST. LOUIS
Dec. 3	L	2-4	Chicago	Mar. 3	L	1-2	CALIFORNIA
Dec. 6	T	4-4	California	Mar. 4	L	2-5	MINNESOTA
Dec. 9	L	1-3	Los Angeles	Mar. 7	L	4-10	Minnesota
Dec. 13	W	9-1	NY ISLANDERS	Mar. 10	T	4-5	NY RANGERS
Dec. 16	W	5-3	ATLANTA	Mar. 11	T	2-3	Philadelphia
Dec. 17	L	1-9	NY Rangers	Mar. 14	W	3-2	Los Angeles
Dec. 19	L	2-3	BOSTON	Mar. 16	T	5-5	California
Dec. 23	L	3-6	Montreal	Mar. 17	L	1-6	Vancouver
Dec. 26	T	1-1	Detroit	Mar. 21	W	5-2	CALIFORNIA
Dec. 27	T	3-3	Toronto	Mar. 24	T	4-4	BUFFALO
Dec. 29	L	0-4	TORONTO	Mar. 25	W	4-2	Atlanta
Dec. 30	T	2-2	DETROIT	Mar. 29	W	6-3	ATLANTA
Jan. 2	L	4-5	St. Louis	Mar. 31	L	2-7	St. Louis
Jan. 3	W	5-3	Chicago	Apr. 1	W	5-4	PHILADELPHIA

1973-74 PENGUINS REVIEW

SEASON HIGHLIGHTS

- Dave Burrows, Lowell McDonald and Al McDonough named to the Western Division All-Star Team.
- Marc Boileau replaces Ken Schinkel as head coach on Feb. 6, compiling a 14-10-4 record.
- Jean Pronovost scores a goal in seven consecutive games from Feb. 27 through Mar. 10.
- The "Century Line" of Syl Apps, Jean Pronovost and Lowell McDonald combines for 107 goals, the second highest-scoring line in the NHL.
- Apps finishes seventh in the league scoring race with 24 goals and 61 assists for 85 points.

- McDonald finishes ninth in league scoring with 82 points (43-39).
- McDonald's 43 goals sets a Penguin record.
- Penguins select Pierre Larouche in the first round of the 1974 Amateur Draft.

MAJOR TRADES

- Oct. 25, 1973 - Obtained Nick Beverly from Boston for Darryl Edestrand.
- Jan. 4, 1974 - Obtained Chuck Arnason and Bob Paradise from Atlanta for Al McDonough.
- Jan. 17, 1974 - Obtained Ron Stackhouse from Detroit for Jim Rutherford and Jack Lynch.
- Jan. 17, 1974 - Obtained Bob Kelly, Ab DeMarco and Steve Durban from New York Rangers for Greg Polis, Bryan Watson and a second round choice in the 1974 Amateur Draft.

FINAL STATISTICS

SCORING

PLAYERS	GP	G	A	PTS	PIM
Syl Apps	75	24	61	85	37
Lowell MacDonald	78	43	39	82	14
Jean Pronovost	77	40	32	72	22
Ron Schock	77	14	29	43	22
Al McDonough	37	14	22	36	12
Ron Stackhouse	69	6	29	35	66
Bob Kelly	67	16	18	34	123
Chuck Arnason	74	20	11	31	17
Ab DeMarco	57	10	21	31	15
Greg Polis	41	14	13	27	32
Ron LaLonde	73	10	17	27	14
Steve Durban	69	8	19	27	284
Wayne Bianchin	69	12	13	25	38
Bernie Lukowich	53	9	10	19	32
Bob McManama	47	5	14	19	18
Dave Burrows	71	3	14	17	30
Ted Snell	55	4	12	16	8
Nick Beverley	67	2	14	16	21
Blaine Stoughton	34	5	6	11	8
Bob Paradise	56	2	8	10	52
Bryan Hexall	37	2	7	9	39
Jean Guy Lagace	31	2	6	8	34
Jack Lynch	17	0	7	7	21
Bryan Watson	38	1	4	5	137
Yvon Labre	16	1	2	3	13
Lary Bignell	20	0	3	3	2
Jim Wiley	22	0	3	3	2
Ron Jones	25	0	3	3	15
Jim Rutherford	26	0	1	1	2
Darryl Edestrand	3	0	0	0	0
Hank Nowak	13	0	0	0	11
Denis Herron	5	0	0	0	0
Gary Inness	20	0	0	0	0
Andy Brown	36	0	0	0	60
Bench					10

GOALTENDING

PLAYERS (W-L-T)	GP	MP	GA	SO	GAA
Gary Inness (7-10-1)	20	1032	56	0	3.26
Jim Rutherford (7-12-4)	26	1432	82	0	3.44
Andy Brown (3-16-4)	36	1956	115	1	3.53
Denis Herron (1-3-0)	5	260	18	0	4.15
TOTAL (28-41-9)	78	4680	271	1	3.50

FINAL WEST DIVISION STANDINGS

Teams	GP	W	L	T	GF	GA	PTS
Philadelphia	78	50	16	12	273	164	112
Chicago	78	41	14	23	272	164	105
Los Angeles	78	33	33	12	233	231	78
Atlanta	78	30	34	14	214	238	74
Pittsburgh	78	28	41	9	242	273	65
St. Louis	78	26	40	12	206	248	64
Minnesota	78	23	38	17	235	275	63
California	78	13	55	10	195	342	36

GAME-BY-GAME RESULTS

DATE	W-L-T	SCORE	OPP	DATE	W-L-T	SCORE	OPP
Oct. 12	W	4-3	Atlanta	Jan. 13	L	3-5	BOSTON
Oct. 13	L	3-4	NY RANGERS	Jan. 16	L	0-2	LOS ANGELES
Oct. 17	W	4-2	Minnesota	Jan. 18	W	6-2	Vancouver
Oct. 20	W	5-3	CALIFORNIA	Jan. 20	W	5-3	Philadelphia
Oct. 21	L	2-8	Boston	Jan. 23	W	4-1	ST. LOUIS
Oct. 24	L	2-3	MONTREAL	Jan. 26	L	0-2	LOS ANGELES
Oct. 27	L	3-6	PHILADELPHIA	Jan. 27	L	5-6	Detroit
Oct. 28	W	7-2	NY Rangers	Jan. 30	L	2-4	NY RANGERS
Oct. 31	T	1-1	Montreal	Feb. 2	L	1-3	CHICAGO
Nov. 3	L	0-6	Toronto	Feb. 3	L	4-5	Boston
Nov. 4	L	0-7	Philadelphia	Feb. 7	L	4-5	Philadelphia
Nov. 7	T	1-1	NY ISLANDERS	Feb. 9	W	3-2	NY Islanders
Nov. 10	T	4-4	ATLANTA	Feb. 10	L	3-5	Chicago
Nov. 13	W	5-2	MINNESOTA	Feb. 13	W	5-3	DETROIT
Nov. 15	L	3-5	ST. LOUIS	Feb. 16	W	7-3	CALIFORNIA
Nov. 17	L	1-4	CHICAGO	Feb. 20	T	1-1	ST. LOUIS
Nov. 18	L	0-7	NY Rangers	Feb. 23	L	2-6	BOSTON
Nov. 21	W	3-4	VANCOUVER	Feb. 24	W	4-2	Chicago
Nov. 22	W	4-2	Toronto	Feb. 27	W	4-1	LOS ANGELES
Nov. 24	L	2-5	MONTREAL	Feb. 28	L	1-7	Montreal
Nov. 28	L	3-4	TORONTO	Mar. 2	W	6-1	VANCOUVER
Dec. 1	T	2-2	ATLANTA	Mar. 5	W	2-1	NY Islanders
Dec. 2	L	1-2	Chicago	Mar. 7	T	2-2	Toronto
Dec. 5	L	1-4	Los Angeles	Mar. 9	W	7-5	St. Louis
Dec. 7	L	3-4	California	Mar. 10	L	4-5	MONTREAL
Dec. 8	L	2-3	Vancouver	Mar. 13	L	1-5	California
Dec. 12	W	6-1	CALIFORNIA	Mar. 15	W	6-1	VANCOUVER
Dec. 15	L	0-2	DETROIT	Mar. 16	W	6-6	Vancouver
Dec. 16	W	2-1	Atlanta	Mar. 20	T	1-1	NY ISLANDERS
Dec. 20	L	5-6	Boston	Mar. 23	L	1-5	Minnesota
Dec. 22	L	1-4	NY RANGERS	Mar. 24	W	6-0	DETROIT
Dec. 23	L	2-3	Buffalo	Mar. 27	T	3-3	MINNESOTA
Dec. 26	L	2-2	TORONTO	Mar. 30	L	3-4	ATLANTA
Dec. 28	L	1-3	ST. LOUIS	Mar. 31	W	4-2	ATLANTA
Dec. 29	L	2-4	CHICAGO	Apr. 2	L	2-3	NY Islanders
Jan. 2	L	4-8	Minnesota	Apr. 4	W	4-2	BUFFALO
Jan. 3	L	1-8	Buffalo	Apr. 6	W	6-1	PHILADELPHIA
Jan. 5	W	5-2	BUFFALO	Apr. 7	L	3-6	Atlanta
Jan. 9	L	4-8	TORONTO				
Jan. 12	W	5-2	BUFFALO				

SEASON HIGHLIGHTS

- Penguins play in Norris Division, Prince of Wales Conference, following NHL realignment.
- Syl Apps is named MVP of All-Star Game at Montreal Forum. He is joined on the Prince of Wales squad by Teammates Pierre Larouche and Jean Pronovost.
- Pens record the 200th franchise victory with a 6-1 win over Chicago on Jan. 29 at the Civic Arena.
- Ron Stackhouse records six assists on Mar. 8 vs. Philadelphia.
- Pierre Larouche leads all NHL rookie scorers with 68 points (31-37).

- Penguins set club record for wins (37) and points (89) in a season.
- Penguins squander 3-0 lead in playoffs to New York Islanders. It is only the second time in NHL history a team has rallied from a 3-0 deficit.

MAJOR TRADES

- Sept. 13, 1974 - Obtained Rick Kehoe from Toronto for Blaine Stoughton and a first round choice in the 1977 Amateur Draft.
- Nov. 4, 1974 - Obtained Barry Wilkins from Vancouver for Ab DeMarco.
- Dec. 14, 1974 - Obtained Lew Morrison from Washington for Ron Lalonde.
- Jan. 10, 1975 - Obtained Michel Plasse from Kansas City for Jean Guy Lagace and Denis Herron.

FINAL STATISTICS SCORING

PLAYERS	GP	G	A	PTS	PIM
Ron Schock	80	23	63	86	36
Syl Apps	79	24	55	79	43
Jean Pronovost	78	43	32	75	37
Vic Hadfield	78	31	42	73	72
Pierre Larouche	79	31	37	68	52
Rick Kehoe	76	32	31	63	22
Lowell MacDonald	71	27	33	60	24
Ron Stackhouse	72	15	45	60	52
Chuck Aranson	78	26	32	58	32
Bob Kelly	69	27	24	51	120
Barry Wilkins	65	5	30	35	103
Pete Lafrboise	80	10	23	33	30
Colin Campbell	59	4	15	19	172
Bob Paradise	78	3	15	18	109
Dennis Owhar	46	6	11	17	67
Dave Burrows	78	2	15	17	49
Lew Morrison	70	7	9	16	10
Bob McManama	40	5	9	14	6
Nelson DeBenedet	31	6	3	9	11
Jean Guy Lagace	27	1	8	9	39
Kelly Pratt	22	0	6	6	15
Ab DeMarco	8	2	1	3	4
Ron Lalonde	24	0	3	3	0
Bob Stumpf	11	1	1	2	20
Michel Plasse	44	0	2	2	24
Gary Inness	57	0	2	2	2
Mario Faubert	10	1	0	1	6
Steve Durbano	1	0	1	1	10
Yves Bergeron	2	0	0	0	0
Wayne Bianchin	2	0	0	0	0
Denis Herron	3	0	0	0	0
Hervy Bennett	7	0	0	0	0
Bob Johnson	12	0	0	0	6
Bench					14

GOALTENDING

PLAYERS (W-L-T)	GP	MP	GA	SO	GAA
Gary Inness(24-18-10)	57	3122	161	2	3.09
Michel Plasse (9-5-4)	20	1094	73	0	4.00
Bob Johnson (3-4-1)	12	476	40	0	5.04
Denis Herron (1-1-0)	3	108	11	0	6.11
TOTALS (37-28-15)	80	4800	285	2	3.61

FINAL NORRIS DIVISION STANDINGS

TEAMS	GP	W	L	T	GF	GAPTS
Montreal	80	47	14	19	374	225 113
Los Angeles	80	42	17	21	269	185 105
Pittsburgh	80	37	28	15	326	289 89
Detroit	80	23	45	12	259	335 58
Washington	80	8	67	5	181	446 21

GAME-BY-GAME RESULTS

DATE	W	L	T	SCORE	OPPONENT	DATE	W	L	T	SCORE	OPPONENT
Oct. 9	W	4-2			Minnesota	Jan. 11	W	6-3			CALIFORNIA
Oct. 12	W	7-2			DETROIT	Jan. 15	W	5-3			ATLANTA
Oct. 19	L	3-6			PHILADELPHIA	Jan. 18	T	4-4			BOSTON
Oct. 20	L	1-6			Atlanta	Jan. 19	W	3-2			Washington
Oct. 23	T	5-5			BOSTON	Jan. 22	W	7-5			CALIFORNIA
Oct. 26	L	4-5			NY RANGERS	Jan. 25	W	5-2			NY RANGERS
Oct. 29	L	0-2			Los Angeles	Jan. 26	L	2-7			Montreal
Nov. 1	L	4-7			Vancouver	Jan. 29	W	6-1			CHICAGO
Nov. 3	T	3-3			Chicago	Jan. 30	L	2-5			Detroit
Nov. 5	W	5-3			Kansas City	Feb. 1	T	4-4			St. Louis
Nov. 7	L	3-5			LOS ANGELES	Feb. 4	W	3-2			Vancouver
Nov. 9	W	5-2			CALIFORNIA	Feb. 5	W	3-2			Los Angeles
Nov. 10	L	3-8			Buffalo	Feb. 7	W	4-1			California
Nov. 13	W	8-2			NY ISLANDERS	Feb. 11	L	1-2			NY Islanders
Nov. 16	W	8-1			WASHINGTON	Feb. 12	T	3-3			BUFFALO
Nov. 17	W	6-0			Washington	Feb. 15	W	8-3			Toronto
Nov. 19	L	3-4			NY Islanders	Feb. 16	W	3-2			NY ISLANDERS
Nov. 20	W	8-5			Toronto	Feb. 19	T	2-2			LOS ANGELES
Nov. 23	T	0-0			LOS ANGELES	Feb. 22	W	3-2			ST. LOUIS
Nov. 24	L	5-7			NY Rangers	Feb. 23	L	1-3			DETROIT
Nov. 27	L	2-3			MONTREAL	Feb. 25	L	4-6			Boston
Nov. 30	T	5-5			BUFFALO	Feb. 26	W	3-1			WASHINGTON
Dec. 1	L	3-6			Buffalo	Mar. 1	W	7-3			VANCOUVER
Dec. 4	W	4-2			TORONTO	Mar. 2	W	8-5			NY Rangers
Dec. 7	L	2-5			Montreal	Mar. 5	T	4-4			Kansas City
Dec. 8	L	2-3			Boston	Mar. 8	W	8-2			PHILADELPHIA
Dec. 12	T	3-3			MONTREAL	Mar. 9	L	4-8			Buffalo
Dec. 14	W	6-3			CHICAGO	Mar. 12	W	5-3			BOSTON
Dec. 15	W	3-2			Detroit	Mar. 13	L	0-6			Philadelphia
Dec. 18	L	4-6			Toronto	Mar. 15	W	12-1			WASHINGTON
Dec. 19	T	4-4			KANSAS CITY	Mar. 16	W	8-5			KANSAS CITY
Dec. 21	L	7-8			Minnesota	Mar. 18	L	2-5			St. Louis
Dec. 22	L	0-4			Philadelphia	Mar. 19	T	3-3			Vancouver
Dec. 26	T	2-2			ST. LOUIS	Mar. 22	L	0-4			Los Angeles
Dec. 28	T	3-3			ATLANTA	Mar. 25	W	6-4			MONTREAL
Dec. 30	W	7-5			TORONTO	Mar. 26	W	4-2			Detroit
Jan. 2	W	6-3			MINNESOTA	Mar. 30	W	4-1			MINNESOTA
Jan. 4	W	4-3			VANCOUVER	Apr. 2	L	0-6			Montreal
Jan. 8	L	5-7			Chicago	Apr. 5	W	7-1			DETROIT
Jan. 10	T	3-3			Atlanta	Apr. 6	L	4-8			Washington

SEASON HIGHLIGHTS

- Jean Pronovost scores a point in 16 consecutive games from Nov. 1 through Dec. 3.
- Penguins reel off an 11-game unbeaten streak (7-0-4) from Feb. 7 through Feb. 28.
- Penguins set club records with 339 goals for and 303 goals against.
- Pierre Larouche finishes fifth in the league scoring race with 53 goals and 58 assists for 111 points, a Penguins single-season record.
- Jean Pronovost finishes eighth (52-52-104) and Syl Apps finishes 10th (32-67-99) in league scoring, the first time three Penguins have finished in the top 10.



PIERRE LAROUCHE

MAJOR TRADES

- Dec. 16, 1975 - Obtained Stan Gilbertson from Washington for Harvey Bennett.
- Jan. 9, 1976 - Obtained Ed Gilbert, Simon Nolet and a first round choice in the 1976 Amateur Draft. From Kansas City scouts for Steve Durbano, Chuck Armason and a first round choice in 1976 Amateur Draft.
- Mar. 8, 1976 - Obtained Ed Van Impe and Bob Taylor from Philadelphia for Gary Inness and future considerations.

FINAL STATISTICS

SCORING

PLAYERS	GP	G	A	PTS	PIM
Pierre Larouche	76	53	58	111	33
Jean Pronovost	80	52	52	104	24
Syl Apps	80	32	67	99	24
Rick Kehoe	71	29	47	76	6
Lowell MacDonald	69	30	43	73	12
Ron Stackhouse	80	11	60	71	76
Vic Hadfield	76	30	35	65	46
Ron Schock	80	18	44	62	28
Bob Kelly	77	25	30	55	149
Dave Burrows	80	7	22	29	51
Barry Wilkins	75	0	27	27	106
Stan Gilbertson	48	13	8	21	6
Simon Nolet	39	9	8	17	2
Colin Campbell	64	7	10	17	105
Dennis Owchar	54	5	12	17	19
Chuck Armason	30	7	3	10	14
Lew Morrison	78	4	5	9	8
Mario Faubert	21	1	8	9	10
Steve Durbano	32	0	8	8	161
Harvey Bennett	25	3	3	6	53
Wayne Bianchin	14	1	5	6	4
Ed Van Impe	12	0	5	5	16
Bob McManama	12	1	2	3	4
Ed Gilbert	38	1	1	2	0
Jacques Cosssette	7	0	2	2	9
Michel Plasse	56	0	2	2	18
Bob Taylor	2	0	0	0	0
Gordie Laxton	8	0	0	0	0
Bob Paradise	9	0	0	0	4
Gary Inness	23	0	0	0	2
Bench					14

GOALTENDING

PLAYERS (W-L-T)	GP	MP	GA	SO	GAA
Michel Plasse (24-19-10)	55	3096	178	2	3.45
Gary Inness (8-9-2)	23	1212	82	0	4.06
Gordie Laxton (3-4-0)	8	414	31	0	4.49
Bob Taylor (0-1-0)	2	78	7	0	5.38
TOTALS (35-33-12)	80	4800	298	2	3.79

FINAL NHL NORRIS DIVISION STANDINGS

TEAMS	GP	W	L	T	GF	GA	PTS
Montreal	80	58	11	11	337	174	127
Los Angeles	80	38	33	9	263	265	85
Pittsburgh	80	35	33	12	339	303	82
Detroit	80	26	44	10	226	300	62
Washington	80	11	59	10	224	394	32

GAME BY GAME RESULTS

DATE	W-L-T	SCORE	OPPONENT	DATE	W-L-T	SCORE	OPPONENT
Oct. 7	W	4-2	Washington	Jan. 11	L	0-6	Buffalo
Oct. 11	W	7-5	WASHINGTON	Jan. 13	L	2-6	Boston
Oct. 15	W	8-4	Toronto	Jan. 15	L	1-4	Philadelphia
Oct. 18	W	6-1	DETROIT	Jan. 17	W	3-2	SUFFALO
Oct. 21	L	1-7	MONTREAL	Jan. 18	W	8-3	NY RANGERS
Oct. 25	L	4-4	PHILADELPHIA	Jan. 22	L	3-4	MONTREAL
Oct. 30	L	0-4	Los Angeles	Jan. 24	W	8-2	WASHINGTON
Nov. 1	L	3-7	Minnesota	Jan. 25	T	1-1	MINNESOTA
Nov. 2	L	2-7	Buffalo	Jan. 29	W	6-2	KANSAS CITY
Nov. 5	W	7-8	NY ISLANDERS	Jan. 31	T	4-4	Kansas City
Nov. 6	W	5-3	St. Louis	Feb. 1	W	7-1	TORONTO
Nov. 8	L	5-7	CHICAGO	Feb. 5	L	1-5	Boston
Nov. 9	L	4-6	Philadelphia	Feb. 7	W	7-3	Los Angeles
Nov. 12	T	6-5	Washington	Feb. 8	W	7-3	Vancouver
Nov. 13	L	4-5	MONTREAL	Feb. 11	T	4-4	California
Nov. 15	L	2-5	SUFFALO	Feb. 14	T	4-4	NY Islanders
Nov. 18	L	3-5	CALIFORNIA	Feb. 15	W	6-4	LOS ANGELES
Nov. 21	W	4-1	Atlanta	Feb. 17	W	6-1	KANSAS CITY
Nov. 22	W	6-3	LOS ANGELES	Feb. 19	W	7-5	TORONTO
Nov. 26	W	5-2	DETROIT	Feb. 21	W	10-1	CHICAGO
Nov. 29	W	8-3	NY RANGERS	Feb. 22	T	2-2	Detroit
Nov. 30	L	2-4	Boston	Feb. 25	T	3-3	ATLANTA
Dec. 3	T	3-3	Chicago	Feb. 26	W	5-4	VANCOUVER
Dec. 4	L	1-6	NY Islanders	Feb. 29	L	3-5	ST. LOUIS
Dec. 7	W	6-3	TORONTO	Mar. 2	W	6-2	Minnesota
Dec. 9	L	2-3	Kansas City	Mar. 6	W	5-0	MINNESOTA
Dec. 10	L	2-3	Detroit	Mar. 7	L	3-5	NY ISLANDERS
Dec. 13	T	4-4	BOSTON	Mar. 10	L	6-7	BUFFALO
Dec. 14	L	4-7	Montreal	Mar. 13	W	4-2	CALIFORNIA
Dec. 17	W	9-2	California	Mar. 14	W	7-1	ST. LOUIS
Dec. 19	L	1-5	Vancouver	Mar. 16	L	4-5	Montreal
Dec. 20	W	5-1	Los Angeles	Mar. 19	W	7-3	Washington
Dec. 23	L	3-4	NY Rangers	Mar. 21	W	4-2	NY Rangers
Dec. 26	L	3-4	Atlanta	Mar. 24	T	5-5	BOSTON
Dec. 27	W	3-2	ATLANTA	Mar. 25	L	2-5	St. Louis
Dec. 31	W	5-1	LOS ANGELES	Mar. 28	W	3-0	DETROIT
Jan. 3	L	4-8	PHILADELPHIA	Mar. 29	L	4-5	Toronto
Jan. 4	L	3-5	Chicago	Mar. 31	L	3-7	Montreal
Jan. 7	L	1-4	California	Apr. 3	L	4-5	WASHINGTON
Jan. 10	T	3-3	VANCOUVER	Apr. 4	W	6-5	Detroit

SEASON HIGHLIGHTS

- Pierre Larouche records his fourth career hat trick on Feb. 19 at Toronto in a 6-6 tie.
- Dunc Wilson and Denis Herron combine for 52 saves in a 7-3 loss to Atlanta on Mar. 15.
- Wayne Bianchin and Atlanta's Guy Chouinard score goals four seconds apart on Mar. 15 to set an NHL record.



JEAN PRONOVOST

MAJOR TRADES

- Aug. 11, 1976 - Obtained Don Awrey from Montreal for a third round choice in the 1978 Amateur Draft and future considerations.
- Oct. 8, 1976 - Obtained Dunc Wilson from New York Rangers for cash and other considerations.
- Oct. 18, 1976 - Obtained Mike Corrigan from Los Angeles for a fifth round choice in the 1977 Amateur Draft.

FINAL STATISTICS
SCORING

PLAYERS	GP	G	A	PTS	PIM
Jean Pronovost	79	33	31	64	24
Pierre Larouche	65	29	34	63	14
Syl Apps	72	18	43	61	20
Rick Kehoe	80	30	27	57	10
Ron Schock	80	17	32	49	10
Mike Corrigan	73	14	27	41	36
Ron Stackhouse	80	7	34	41	72
Greg Malone	66	18	19	37	43
Blair Chapman	80	14	23	37	16
Wayne Bianchin	79	28	6	34	28
Bob Kelly	74	10	21	31	115
Dennis Owchar	46	5	18	23	37
Stan Gilbertson	67	6	9	15	13
Mario Faubert	47	2	11	13	32
Russ Anderson	66	2	11	13	81
Don Awrey	79	1	12	13	40
Dave Burrows	69	3	6	9	29
Lew Morrison	76	2	1	3	0
Ed Van Impe	10	0	3	3	6
Lowell MacDonald	3	1	1	2	0
Vic Hadfield	9	0	2	2	0
Tom Price	7	0	2	2	4
Denis Herron	34	0	1	1	4
Dunc Wilson	45	0	1	1	21
Yves Bergeron	1	0	0	0	0
Steve Lyon	3	0	0	0	2
Gordie Laxton	6	0	0	0	0
Ed Gilbert	7	0	0	0	0
Bench					12

GOALTENDING

PLAYERS (W-L-T)	GP	MP	GA	SO	GAA
Denis Herron (15-11-5)	34	1920	94	1	2.94
Dunc Wilson (18-19-8)	45	2627	129	5	2.95
Gordie Laxton (1-3-0)	6	253	26	0	6.17
TOTALS (34-33-13)	80	4800	252	6	3.15

FINAL NORRIS DIVISION

TEAMS	GP	W	L	T	PTS	GF	GA
Montreal	80	60	8	12	132	387	171
Los Angeles	80	34	31	15	83	271	241
Pittsburgh	80	34	33	13	81	240	252
Washington	80	24	42	14	62	221	307
Detroit	80	16	55	9	41	183	309

GAME-BY-GAME RESULTS

DATE	W-L-T	SCORE	OPPONENT	DATE	W-L-T	SCORE	OPPONENT
Oct. 6	W	9-5	VANCOUVER	Jan. 8	W	4-2	CHICAGO
Oct. 7	L	1-0	Montreal	Jan. 11	L	0-2	TORONTO
Oct. 9	L	4-7	LOS ANGELES	Jan. 15	W	5-2	BUFFALO
Oct. 13	L	1-4	Chicago	Jan. 16	L	5-6	ATLANTA
Oct. 15	L	1-2	Atlanta	Jan. '9	W	3-0	Vancouver
Oct. 16	W	4-3	DETROIT	Jan. 20	L	3-5	Los Angeles
Oct. 20	T	4-4	Toronto	Jan. 22	W	3-2	NY ISLANDERS
Oct. 23	L	1-9	MONTREAL	Jan. 27	W	0-0	NY Rangers
Oct. 24	T	3-3	ATLANTA	Jan. 29	L	2-5	PHILADELPHIA
Oct. 27	T	4-4	Buffalo	Jan. 30	W	5-2	BOSTON
Oct. 28	L	0-3	Philadelphia	Feb. 2	W	5-2	MINNESOTA
Oct. 30	T	2-2	NY RANGERS	Feb. 3	T	0-0	Cleveland
Nov. 2	W	7-1	LOS ANGELES	Feb. 5	W	3-1	DETROIT
Nov. 5	W	4-1	Colorado	Feb. 6	L	2-5	Colorado
Nov. 7	T	2-2	Cleveland	Feb. 8	L	3-6	St. Louis
Nov. 13	L	2-3	Minnesota	Feb. 11	L	2-3	Vancouver
Nov. 13	W	1-0	PHILADELPHIA	Feb. 12	W	3-2	Los Angeles
Nov. 14	W	5-1	NY Rangers	Feb. 16	T	4-4	MONTREAL
Nov. 20	L	2-5	COLORADO	Feb. 19	T	6-6	Toronto
Nov. 21	W	5-0	CHICAGO	Feb. 20	W	4-1	CLEVELAND
Nov. 24	L	0-4	BOSTON	Feb. 22	L	1-3	Washington
Nov. 26	W	3-1	Cleveland	Feb. 24	L	2-3	Detroit
Nov. 27	L	1-3	NY ISLANDERS	Feb. 26	W	2-1	WASHINGTON
Nov. 30	L	4-6	Washington	Feb. 27	T	2-2	BOSTON
Dec. 2	W	4-2	NY Islanders	Mar. 2	L	0-5	LOS ANGELES
Dec. 4	L	1-3	Montreal	Mar. 3	L	1-9	Montreal
Dec. 7	W	6-2	MINNESOTA	Mar. 5	T	3-3	Los Angeles
Dec. 9	W	2-1	Buffalo	Mar. 6	W	2-1	St. Louis
Dec. 11	L	3-6	NY Islanders	Mar. 9	W	3-0	COLORADO
Dec. 12	W	5-3	ST. LOUIS	Mar. 12	W	3-2	BUFFALO
Dec. 15	W	5-4	CLEVELAND	Mar. 14	L	0-4	Philadelphia
Dec. 18	L	3-5	WASHINGTON	Mar. 15	L	3-7	WASHINGTON
Dec. 19	L	3-6	Boston	Mar. 16	W	7-3	ST. LOUIS
Dec. 22	W	5-2	Toronto	Mar. 19	L	2-5	NYRANGERS
Dec. 23	L	2-5	Detroit	Mar. 20	L	2-3	Chicago
Dec. 26	W	4-2	TORONTO	Mar. 22	W	4-2	Minnesota
Dec. 25	T	3-3	MONTREAL	Mar. 27	L	0-3	Boston
Jan. 1	W	6-3	BUFFALO	Mar. 30	L	3-4	WASHINGTON
Jan. 1	T	2-2	VANCOUVER	Apr. 2	W	4-3	Detroit
Jan. 6	T	3-3	Washington	Apr. 3	W	4-2	DETROIT

1977-78 PENGUINS REVIEW

SEASON HIGHLIGHTS

- Johnny Wilson is named head coach on June 13.
- Pete Mahovich scores a hat trick in his first game as a Penguin in a 6-4 win over Detroit on Nov. 30.
- Jean Pronovost scores goals in seven consecutive games from Jan. 2 through Jan. 14.
- Dave Schultz sets a Penguins record for penalty minutes in one season with 378.
- Edward J. DeBartolo takes control of the Penguins on April 5.



PETER MAHOVICH

MAJOR TRADES

- Sept. 20, 1977 - Obtained Brian Spencer from Buffalo for Ron Schock.
- Oct. 1, 1977 - Obtained Bob Paradise from Washington for rights to Don Awrey.
- Nov. 2, 1977 - Obtained Gene Carr, Dave Schultz and a fourth round choice in the 1978 Amateur Draft from Los Angeles for Syl Apps and Hartland Monahan.
- Nov. 29, 1977 - Obtained Peter Lee and Pete Mahovich from Montreal for Pierre Larouche and the rights to Peter Marsh.
- Mar. 14, 1978 - Signed Derek Sanderson as a free agent.

FINAL STATISTICS

SCORING

PLAYERS	GP	G	A	PTS	PIM
Jean Pronovost	79	40	25	65	50
Pete Mahovich	57	25	36	61	37
Greg Malone	78	18	43	61	80
Gene Carr	70	17	37	54	76
Rick Kehoe	70	29	21	50	10
Blair Chapman	75	24	20	44	37
Tom Edur	58	5	38	43	18
Dave Schultz	66	9	25	34	378
Wayne Bianchin	61	20	13	33	40
Brian Spencer	79	9	11	20	81
Mike Corrigan	25	8	12	20	10
Ron Stackhouse	50	5	15	20	36
Dave Burrows	67	4	15	19	24
Pete Lee	60	5	13	18	19
Russ Anderson	74	2	16	18	150
Lowell MacDonald	19	5	8	13	2
John Flesch	29	7	5	12	19
Bob Paradise	64	2	10	12	53
Pierre Larouche	20	6	5	11	0
Dennis Owchar	22	2	8	10	23
Colin Campbell	55	1	9	10	103
Tom Cassidy	26	3	4	7	15
Syl Apps	9	0	7	7	0
Jim Hamilton	25	2	4	6	2
Mario Faubert	18	0	6	6	11
Derek Sanderson	13	3	1	4	0
Jacques Cossette	19	1	2	3	4
Hartland Monahan	7	2	0	2	2
Lew Morrison	8	0	2	2	0
Dunc Wilson	21	0	1	1	0
Denis Herron	60	0	1	1	6
Greg Redquest	1	0	0	0	0
Kim Davis	1	0	0	0	0
Gordie Laxton	2	0	0	0	0
Tom Price	10	0	0	0	0
Bench					14

GOALTENDING

PLAYERS (W-L-T)	GP	MP	GA	SO	GAA
Denis Herron (20-25-15)	60	3534	210	0	3.57
Dunc Wilson (5-11-3)	21	1180	95	0	4.83
Gordie Laxton (0-1-0)	2	73	9	0	7.40
Greg Redquest (0-0-0)	1	13	3	0	13.85
TOTALS (25-37-18)	80	4800	317	0	4.01

FINAL NORRIS DIVISION STANDINGS

TEAMS	GP	W	L	T	PTS	GF	GA
Montreal	80	59	10	11	129	359	183
Detroit	80	32	34	14	78	252	266
Los Angeles	80	31	34	15	77	243	245
Pittsburgh	80	25	37	18	66	254	321
Washington	80	17	49	14	48	195	321

GAME-BY-GAME RESULTS

DATE	W-L-T	SCORE	OPPONENT	DATE	W-L-T	SCORE	OPPONENT
Oct. 12	W	4-2	ST. LOUIS	Jan. 11	L	6-8	MONTREAL
Oct. 14	L	1-2	Washington	Jan. 12	T	4-4	PHILADELPHIA
Oct. 15	L	2-8	PHILADELPHIA	Jan. 14	W	4-2	CLEVELAND
Oct. 19	T	3-3	NY Rangers	Jan. 18	L	0-1	Atlanta
Oct. 20	L	0-11	Philadelphia	Jan. 21	L	2-5	WASHINGTON
Oct. 22	W	5-2	ATLANTA	Jan. 22	W	3-1	NY RANGERS
Oct. 23	W	3-2	Cleveland	Jan. 28	-	3-3	BUFFALO
Oct. 26	L	3-4	DETROIT	Jan. 29	L	2-8	Boston
Oct. 29	L	3-5	BOSTON	Jan. 31	W	5-3	Detroit
Nov. 2	L	1-3	Detroit	Feb. 1	W	6-1	MINNESOTA
Nov. 4	L	2-5	Atlanta	Feb. 4	L	1-8	BOSTON
Nov. 5	L	3-4	NY Islanders	Feb. 7	W	4-2	Colorado
Nov. 9	W	5-3	CLEVELAND	Feb. 11	T	3-3	Los Angeles
Nov. 12	W	7-4	CHICAGO	Feb. 19	W	2-1	CHICAGO
Nov. 13	T	3-3	Buffalo	Feb. 19	T	1-1	LOS ANGELES
Nov. 16	L	4-7	Minnesota	Feb. 19	T	2-2	Chicago
Nov. 19	T	5-5	NY RANGERS	Feb. 21	W	5-4	St. Louis
Nov. 22	T	3-3	Vancouver	Feb. 22	T	2-2	ST. LOUIS
Nov. 24	L	3-5	Los Angeles	Feb. 25	L	1-3	PHILADELPHIA
Nov. 28	W	5-2	NY ISLANDERS	Feb. 26	T	4-4	Buffalo
Nov. 29	L	1-9	Montreal	Mar. 1	L	5-1	MONTREAL
Nov. 30	W	6-4	DETROIT	Mar. 4	L	3-6	NY Islanders
Dec. 3	T	4-4	BUFFALO	Mar. 5	T	3-3	NY ISLANDERS
Dec. 4	W	4-2	Washington	Mar. 6	W	5-3	COLORADO
Dec. 6	T	3-3	Colorado	Mar. 11	L	1-3	VANCOUVER
Dec. 8	L	3-5	LOS ANGELES	Mar. 12	L	1-7	TORONTO
Dec. 10	L	2-6	Boston	Mar. 14	L	2-4	Los Angeles
Dec. 11	L	1-5	ATLANTA	Mar. 15	L	4-7	Vancouver
Dec. 14	L	2-3	St. Louis	Mar. 18	W	3-2	Toronto
Dec. 17	W	5-3	MONTREAL	Mar. 19	L	1-9	Chicago
Dec. 22	T	3-3	Buffalo	Mar. 21	L	1-7	Minnesota
Dec. 23	L	2-5	TORONTO	Mar. 22	L	2-5	COLORADO
Dec. 26	W	5-4	Toronto	Mar. 25	T	2-2	DETROIT
Dec. 28	T	2-2	WASHINGTON	Mar. 29	L	2-6	Montreal
Dec. 29	L	3-4	Montreal	Mar. 30	L	3-6	Boston
Dec. 31	W	6-3	CLEVELAND	Apr. 2	W	6-3	TORONTO
Jan. 2	L	2-3	Washington	Apr. 5	W	7-2	MINNESOTA
Jan. 4	W	8-3	VANCOUVER	Apr. 6	L	4-6	Detroit
Jan. 7	T	3-3	LOS ANGELES	Apr. 8	L	4-6	WASHINGTON
Jan. 9	W	5-3	NY Rangers	Apr. 9	W	3-2	Cleveland

SEASON HIGHLIGHTS

- Montreal hands the Penguins a 12-0 loss on Feb. 22 to set a franchise mark for the greatest margin of defeat.
- Penguins reel off a seven-game unbeaten streak (5-0-2) from Mar. 13 through Mar. 27.
- Penguins set a season record with 34 road points (13 wins, 8 ties).
- George Ferguson scores in overtime to eliminate Buffalo in the preliminary round of the playoffs, two games to one.



GREG MALONE

MAJOR TRADES

- June 13, 1978 - Obtained Randy Carlyle and George Ferguson from Toronto for Dave Burrows.
- June 14, 1978 - Obtained Tom Bladon, Orest Kindrachuk and Ross Lonsberry from Philadelphia for a first round choice in the 1978 Amateur Draft.
- Sept. 6, 1978 - Obtained Gregg Sheppard from Boston in a three-way deal, with Pittsburgh sending Jean Pronovost to Atlanta and Atlanta sending Dick Redmond to Boston.
- Oct. 18, 1978 - Obtained Rod Schutt from Montreal for a first round choice in the 1981 Amateur Draft.
- Feb. 6, 1979 - Obtained Gary McAdam from Buffalo for Dave Schultz.

**FINAL STATISTICS
SCORING**

PLAYERS	GP	G	A	PTS	PIM
Greg Malone	80	35	30	65	52
Orest Kindrachuk	79	18	42	60	84
Peter Lee	80	32	26	58	24
Peter Mahovlich	60	14	39	53	39
George Ferguson	80	21	29	50	37
Randy Carlyle	70	13	34	47	78
Ross Lonsberry	80	24	22	46	38
Rick Kehoe	57	27	18	45	2
Rod Schutt	74	24	21	45	33
Ron Stackhouse	75	10	33	43	54
Gregg Sheppard	60	15	22	37	9
Dale Tallon	63	5	24	29	35
Tom Bladon	78	4	23	27	64
Gary McAdam	68	11	14	25	15
Colin Campbell	65	2	18	20	137
Blair Chapman	71	10	8	18	18
Russ Anderson	72	3	13	16	93
Wayne Bianchin	40	7	4	11	20
Jacques Cossette	38	7	2	9	16
Kim Davis	1	1	0	1	0
Bob Paradise	14	0	1	1	4
Gordon Laxton	1	0	0	0	0
Jim Hamilton	2	0	0	0	0
Tom Price	2	0	0	0	4
Lex Hudson	2	0	0	0	0
Mike Meeker	4	0	0	0	5
Brian Spencer	7	0	0	0	0
Greg Millen	28	0	0	0	0
Denis Herron	56	0	2	2	18
Bench					16

**FINAL NORRIS DIVISION
STANDINGS**

TEAMS	GP	W	L	T	PTS	GF	GA
Montreal	80	52	17	11	115	337	204
Pittsburgh	80	36	31	13	85	281	279
Los Angeles	80	34	34	12	80	292	286
Washington	80	24	41	15	63	273	338
Detroit	80	23	41	16	62	252	295

GAME-BY-GAME RESULTS

DATE	W-L-T	SCORE	OPPONENT	DATE	W-L-T	SCORE	OPPONENT
Oct. 11	L	2-3	TORONTO	Jan. 10	W	3-2	MONTREAL
Oct. 12	L	2-8	Boston	Jan. 13	W	5-3	BOSTON
Oct. 14	T	4-4	BOSTON	Jan. 14	W	5-4	Buffalo
Oct. 18	L	3-5	NY ISLANDERS	Jan. 16	W	5-0	MINNESOTA
Oct. 19	L	1-3	Philadelphia	Jan. 17	L	1-4	Detroit
Oct. 21	W	5-1	WASHINGTON	Jan. 20	L	2-5	WASHINGTON
Oct. 25	T	6-6	ST. LOUIS	Jan. 24	L	1-4	Los Angeles
Oct. 28	L	2-4	ATLANTA	Jan. 25	L	3-5	Colorado
Oct. 29	L	2-3	NY Rangers	Jan. 27	W	5-3	LOS ANGELES
Nov. 1	L	4-6	Washington	Jan. 31	L	1-4	MONTREAL
Nov. 3	L	0-2	Atlanta	Feb. 3	W	4-2	DETROIT
Nov. 4	W	7-3	DETROIT	Feb. 4	L	3-8	Detroit
Nov. 8	W	6-3	COLORADO	Feb. 15	W	6-5	MINNESOTA
Nov. 9	T	4-4	Buffalo	Feb. 17	W	6-3	BUFFALO
Nov. 11	L	1-2	NY RANGERS	Feb. 19	L	2-6	Detroit
Nov. 16	W	6-3	Vancouver	Feb. 21	W	3-1	MONTREAL
Nov. 18	W	3-1	Los Angeles	Feb. 22	L	0-12	Montreal
Nov. 22	L	2-3	MONTREAL	Feb. 24	W	5-1	CHICAGO
Nov. 23	L	4-8	Montreal	Feb. 25	T	2-2	Chicago
Nov. 25	L	1-3	PHILADELPHIA	Feb. 28	W	5-3	COLORADO
Nov. 26	L	2-8	Toronto	Mar. 3	L	4-8	St Louis
Nov. 29	W	5-3	WASHINGTON	Mar. 4	W	7-2	Colorado
Dec. 1	W	7-4	Washington	Mar. 7	L	0-4	LOS ANGELES
Dec. 2	W	5-2	CHICAGO	Mar. 10	W	3-2	PHILADELPHIA
Dec. 5	T	3-3	NY Islanders	Mar. 11	L	0-4	Toronto
Dec. 6	W	6-4	TORONTO	Mar. 13	W	9-3	Vancouver
Dec. 8	T	3-3	Montreal	Mar. 14	T	3-3	Los Angeles
Dec. 9	T	4-4	BUFFALO	Mar. 17	W	5-2	Washington
Dec. 13	W	3-0	ST. LOUIS	Mar. 18	W	5-1	NY Rangers
Dec. 14	L	1-2	Philadelphia	Mar. 21	T	2-2	WASHINGTON
Dec. 16	W	6-5	VANCOUVER	Mar. 22	W	3-1	Boston
Dec. 17	T	3-3	Chicago	Mar. 24	T	3-3	NY Islanders
Dec. 21	W	4-1	Los Angeles	Mar. 25	T	2-2	NY ISLANDERS
Dec. 23	L	3-5	Minnesota	Mar. 27	W	5-1	Minnesota
Dec. 27	W	5-2	LOS ANGELES	Mar. 29	W	7-1	NY RANGERS
Dec. 30	W	3-1	DETROIT	Mar. 31	L	3-5	Montreal
Dec. 31	W	5-4	Detroit	Apr. 1	L	7-2	ATLANTA
Jan. 3	L	3-5	VANCOUVER	Apr. 3	W	3-2	St Louis
Jan. 5	T	3-3	Atlanta	Apr. 7	W	4-3	DETROIT
Jan. 6	L	3-4	LOS ANGELES	Apr. 8	L	2-5	Washington


GOALTENDING

PLAYERS (W-L-T)	GP	MP	GA	SO	GAA
Denis Herron (22-19-2)	56	3208	180	0	3.37
Greg Millen (14-11-1)	28	1532	86	2	3.37
Gordon Laxton (0-1-0)	1	60	8	0	8.00
TOTALS (36-31-13)	80	4800	279	2	3.49

1979-80 PENGUINS REVIEW

SEASON HIGHLIGHTS

- Greg Malone records six assists vs. Quebec on Nov. 28.
- Penguins wear black and gold uniforms for the first time vs. St. Louis on Jan. 30.
- Penguins defeat the New York Islanders, 4-3, on Jan. 3 to gain first place in the Norris Division for the first time in club history.
- Olympian Mark Johnson makes his Penguins debut on Mar. 2 vs. NY Islanders and scores his first NHL goal on Mar. 23 vs. Winnipeg.



RICK KEHOE

MAJOR TRADES

- Aug. 3, 1979 - Obtained Nick Libett from Detroit for Pete Mahovich.
- Aug. 30, 1979 - Obtained Rob Holland and Pat Hughes from Montreal for Denis Herron and a second round choice in the 1982 Entry Draft.
- Nov. 13, 1979 - Obtained Bob Stewart from St. Louis for Blair Chapman.

FINAL STATISTICS

PLAYERS	GP	G	A	PTS	PIM
Rick Kehoe	79	30	30	60	4
Greg Malone	51	19	32	51	46
George Ferguson	73	21	28	49	36
Orest Kindrachuk	52	17	29	46	63
Peter Lee	74	16	29	45	20
Gary McAdam	78	19	22	41	63
Rod Schutt	73	18	21	39	43
Gregg Sheppard	76	13	24	37	20
Randy Carlyle	67	8	28	36	45
Ross Lonsberry	76	15	18	33	36
Ron Stackhouse	78	6	27	33	36
Pat Hughes	76	18	14	32	78
Russ Anderson	76	5	22	27	150
Nick Libett	78	14	12	26	14
Paul Marshall	46	9	12	21	9
Mario Faubert	49	5	13	18	31
Dale Tallon	32	5	9	14	18
Bob Stewart	75	3	8	11	56
Kim Davis	24	3	7	10	43
Mark Johnson	17	3	5	8	4
Tom Bladen	57	2	6	8	35
Greg Millen	44	0	3	3	14
Kim Clackson	46	0	3	3	166
Jim Hamilton	10	2	0	2	0
Rob Holland	34	0	0	0	2
Bench					10

FINAL NORRIS DIVISION STANDINGS

TEAMS	GP	W	L	T	PTS	GF	GA
Montreal	80	47	20	13	107	328	240
Los Angeles	80	30	36	14	74	290	313
Pittsburgh	80	30	37	13	73	251	303
Hartford	80	27	34	19	73	303	312
Detroit	80	26	43	11	63	268	306

GAME-BY-GAME RESULTS

DATE	W-L-T	SCORE	OPPONENT	DATE	W-L-T	SCORE	OPPONENT
Oct. 16	W	4-2	WINNIPEG	Jan. 9	W	4-2	VANCOUVER
Oct. 13	T	3-3	HARTFORD	Jan. 12	L	2-3	CHICAGO
Oct. 14	W	4-1	Boston	Jan. 16	W	6-4	TORONTO
Oct. 17	L	4-5	LOS ANGELES	Jan. 17	L	1-7	Hartford
Oct. 20	W	5-1	WASHINGTON	Jan. 19	L	2-5	EDMONTON
Oct. 21	L	3-6	NY Rangers	Jan. 23	L	3-4	Edmonton
Oct. 24	L	3-7	Buffalo	Jan. 24	L	1-4	Colorado
Oct. 25	L	5-9	Montreal	Jan. 26	L	4-5	BOSTON
Oct. 31	W	4-2	COLORADO	Jan. 27	W	5-3	Boston
Nov. 3	T	3-3	ATLANTA	Jan. 30	L	3-4	ST LOUIS
Nov. 7	T	3-3	MONTREAL	Jan. 31	L	3-4	Detroit
Nov. 10	L	1-6	BOSTON	Feb. 2	L	0-4	PHILADELPHIA
Nov. 11	W	4-1	NY Rangers	Feb. 7	L	0-9	Buffalo
Nov. 15	T	3-3	Los Angeles	Feb. 9	L	2-5	MINNESOTA
Nov. 16	L	2-5	Vancouver	Feb. 10	L	2-3	Chicago
Nov. 18	W	3-2	Winnipeg	Feb. 13	W	4-2	Toronto
Nov. 21	W	5-2	ST LOUIS	Feb. 16	L	1-8	Montreal
Nov. 23	L	1-4	Atlanta	Feb. 17	L	5-6	Philadelphia
Nov. 24	W	5-3	NY RANGERS	Feb. 20	W	7-5	DETROIT
Nov. 28	W	7-2	QUEBEC	Feb. 23	W	2-1	QUEBEC
Nov. 30	L	5-7	Hartford	Feb. 24	L	0-2	Quebec
Dec. 1	W	5-4	COLORADO	Feb. 27	W	3-2	WINNIPEG
Dec. 5	T	3-3	VANCOUVER	Mar. 2	T	0-0	NY ISLANDERS
Dec. 7	W	5-3	Washington	Mar. 3	L	1-5	St. Louis
Dec. 8	T	3-3	CHICAGO	Mar. 5	L	3-5	TORONTO
Dec. 11	T	3-3	St. Louis	Mar. 8	W	5-4	EDMONTON
Dec. 12	T	3-3	NY ISLANDERS	Mar. 9	L	2-8	Detroit
Dec. 15	T	3-3	NY Islanders	Mar. 11	L	3-4	PHILADELPHIA
Dec. 16	L	1-4	Quebec	Mar. 12	W	4-2	LOS ANGELES
Dec. 19	T	3-3	Chicago	Mar. 15	W	5-2	MINNESOTA
Dec. 20	T	1-1	Philadelphia	Mar. 18	L	3-4	Minnesota
Dec. 22	L	3-4	NY RANGERS	Mar. 21	L	2-9	Edmonton
Dec. 26	W	6-4	DETROIT	Mar. 23	W	4-2	Winnipeg
Dec. 28	W	4-2	Atlanta	Mar. 25	W	4-2	Vancouver
Dec. 29	W	3-2	ATLANTA	Mar. 27	T	2-2	Los Angeles
Dec. 31	L	2-4	Minnesota	Mar. 28	L	3-5	Calrado
Jan. 2	W	5-3	MONTREAL	Mar. 30	W	4-0	WASHINGTON
Jan. 3	W	4-3	NY Islanders	Apr. 1	L	2-6	Washington
Jan. 5	L	4-5	BUFFALO	Apr. 2	W	6-4	HARTFORD
Jan. 7	L	5-9	Toronto	Apr. 5	L	1-9	BUFFALO

GOALTENDING

PLAYERS (W-L-T)	GP	MP	GA	SO	GAA
Nick Ricci (2-2-0)	4	240	14	0	3.50
Greg Millen (18-18-7)	44	2586	157	2	3.64
Rob Holland (10-17-6)	34	1974	126	1	3.83
TOTALS (30-37-13)	80	4800	297	3	3.79

SEASON HIGHLIGHTS

- Ed Johnston is named head coach of the Penguins on July 15.
- Paul Gardner scores four goals vs. Philadelphia on Dec. 13, becoming the first player in Penguins history to accomplish this feat.
- Penguins set a franchise record with six consecutive victories from Feb. 22 to Mar. 4.
- Rick Kehoe's 55 goals set a single-season franchise record.
- St. Louis' Mike Crombeen scores at 5:16 of the second OT to give St. Louis a 4-3 win in the deciding game of the preliminary playoff round.
- Randy Carlyle is named First Team All-Star.
- Rick Kehoe wins the Lady Byng Trophy and Randy Carlyle wins the James Norris Trophy.

MAJOR TRADES

- Nov. 18, 1980 - Obtained Paul Gardner and Dave Burrows from Toronto for Paul Marshall and Kim Davis.
- Jan. 2, 1981 - Obtained Gary Rissling from Washington for a fifth round choice in the 1981 Entry Draft.
- Mar. 10, 1981 - Obtained Pat Price from Edmonton for Pat Hughes.

FINAL STATISTICS
SCORING

PLAYERS	GP	G	A	PTS	PIM
Rick Kehoe	80	55	33	88	6
Randy Carlyle	76	16	67	83	136
Paul Gardner	62	34	40	74	59
Peter Lee	80	30	34	64	86
Rod Schutt	80	25	35	60	55
Mario Faubert	72	8	44	52	118
Greg Malone	62	21	29	50	68
Ross Lonsberry	80	17	33	50	76
George Ferguson	79	25	18	43	42
Pat Price	72	8	34	42	226
Errol Thompson,	73	20	20	40	64
Ron Stackhouse	74	6	29	35	86
Mark Johnson	73	10	23	33	50
Gregg Sheppard	47	11	17	28	49
Pat Hughes	58	10	9	19	161
Paul Baxter	51	5	14	19	204
Russ Anderson	34	3	14	17	112
Nick Libett	44	6	6	12	4
Orest Kindrachuk	13	3	9	12	34
Gary McAdam	34	3	9	12	30
Marc Chorney	8	1	6	7	14
Jim Hamilton	20	1	6	7	18
Paul Marshall	13	3	0	3	4
Mike Bullard	15	1	2	3	19
Dave Burrows	59	0	2	2	20
Greg Millen	63	3	2	2	6
Kim Davis	8	1	0	1	4
Gary Rissling	26	1	0	1	143
Bennett Wolf	34	0	1	1	94
Gilles Lupien	31	0	1	1	34
Tony Feltrin	2	0	0	0	0
Nick Ricci	9	0	0	0	2
Rob Holland	10	0	0	0	0

GOALTENDING

PLAYERS (W-L-T)	GP	MP	GAA	SO	GAA
Nick Ricci (4-5-0)	9	540	35	0	3.89
Greg Millen (25-27-10)	63	3721	258	0	4.16
Rick Holland (1-5-3)	10	539	45	0	5.01
Total (30-37-13)	80	4800	338	0	4.31

FINAL NORRIS DIVISION
STANDINGS

TEAMS	GP	W	L	T	PTS	GF	GA
Montreal	30	45	22	13	103	332	232
Los Angeles	80	43	24	13	99	337	290
Pittsburgh	80	30	37	13	73	302	345
Hartford	80	21	41	18	60	292	372
Detroit	80	19	43	18	56	252	339

GAME-BY-GAME RESULTS

DATE	W-L-T	SCORE	OPPONENT	DATE	W-L-T	SCORE	OPPONENT
Oct. 9	L	4-7	at Philadelphia	Jan. 8	L	2-4	at Montreal
Oct. 11	W	5-4	WINNIEG	Jan. 10	L	3-5	CHICAGO
Oct. 12	W	6-3	at NY Rangers	Jan. 13	L	3-6	at NY Islanders
Oct. 15	L	2-5	HARTFORD	Jan. 14	W	6-3	ST. LOUIS
Oct. 18	L	2-4	BUFFALO	Jan. 17	W	5-4	LOS ANGELES
Oct. 21	L	5-8	at Toronto	Jan. 21	L	0-5	PHILADELPHIA
Oct. 22	W	9-3	ST. LOUIS	Jan. 24	W	4-3	CALGARY
Oct. 25	L	2-8	CALGARY	Jan. 27	L	1-7	at St. Louis
Oct. 29	T	1-1	at Buffalo	Jan. 28	W	3-1	MINNESOTA
Oct. 31	W	6-5	at Winnipeg	Jan. 31	T	4-4	WASHINGTON
Nov. 1	L	3-6	at Minnesota	Feb. 1	-	4-8	at Chicago
Nov. 3	T	4-4	at Edmonton	Feb. 4	W	3-2	at Winnipeg
Nov. 5	L	1-2	TORONTO	Feb. 6	L	4-6	at Colorado
Nov. 8	W	5-3	DETROIT	Feb. 7	L	4-5	at Calgary
Nov. 9	L	4-7	at Boston	Feb. 12	W	5-3	NY ISLANDERS
Nov. 12	L	1-3	WASHINGTON	Feb. 14	-	2-2	VANCOUVER
Nov. 14	T	3-3	at NY Rangers	Feb. 17	L	1-4	at Philadelphia
Nov. 15	L	4-7	BOSTON	Feb. 19	W	6-2	HARTFORD
Nov. 19	L	2-3	MINNESOTA	Feb. 21	L	1-6	BUFFALO
Nov. 22	W	4-2	COLORADO	Feb. 22	W	4-3	COLORADO
Nov. 26	L	4-7	VANCOUVER	Feb. 23	W	5-4	WINNIEG
Nov. 27	T	3-3	at Boston	Feb. 26	W	7-5	at Washington
Nov. 29	L	2-4	NY RANGERS	Feb. 28	W	6-4	NY RANGERS
Dec. 3	T	4-4	at Toronto	Mar. 1	W	5-4	at Quebec
Dec. 4	W	3-2	at Montreal	Mar. 4	W	6-5	LOS ANGELES
Dec. 6	W	6-4	CHICAGO	Mar. 7	L	5-8	at Minnesota
Dec. 7	L	1-10	at Buffalo	Mar. 8	W	6-4	EDMONTON
Dec. 10	W	4-3	MONTREAL	Mar. 11	L	1-2	MONTREAL
Dec. 12	W	8-2	at Washington	Mar. 14	T	3-3	QUEBEC
Dec. 13	L	5-6	PHILADELPHIA	Mar. 16	L	6-7	at Edmonton
Dec. 17	L	3-3	at Los Angeles	Mar. 17	L	5-4	at Vancouver
Dec. 19	L	4-10	at Vancouver	Mar. 19	T	4-4	at Los Angeles
Dec. 20	T	3-3	at Calgary	Mar. 21	W	3-1	at Colorado
Dec. 23	L	3-6	at St. Louis	Mar. 25	W	5-2	TORONTO
Dec. 26	L	7-9	at Hartford	Mar. 28	T	4-4	at NY Islanders
Dec. 27	W	6-4	QUEBEC	Mar. 29	L	2-5	EDMONTON
Dec. 31	L	1-3	at Detroit	Mar. 31	L	1-5	at Quebec
Jan. 3	W	6-4	DETROIT	Apr. 2	T	1-1	at Detroit
Jan. 4	L	2-3	at Chicago	Apr. 4	L	2-5	BOSTON
Jan. 7	W	7-3	NY ISLANDERS	Apr. 5	W	5-4	at Hartford

657
2048

SEASON HIGHLIGHTS

- Michel Dion is named starting goalie in NHL All-Star Game.
- Penguins break the New York Islanders' 15-game winning streak with a 4-3 victory on Feb. 21.
- Penguins finish fourth in the Patrick Division after NHL realignment.
- Penguins score 99 power play goals to lead NHL.
- Mike Bullard's 37 goals are the most ever by a Penguins rookie.
- Paul Baxter sets a franchise record with 409 penalty minutes.



RANDY CARLYLE

MAJOR TRADES

- June 29, 1981 - Obtained Pat Boutette and Kevin McClelland from Hartford as compensation for Hartford's signing of free agent Greg Millen on June 15.
- June 30, 1981 - Signed Michel Dion as a free agent.
- Sept. 11, 1981 - Obtained Paul Harrison from Toronto for future considerations.
- Dec. 29, 1981 - Obtained Rick MacLeish from Hartford for Russ Anderson.
- Feb. 14, 1982 - Obtained Gary Edwards from St. Louis for an eighth round choice in the 1984 Entry Draft.

FINAL STATISTICS

SCOREING

PLAYERS	GP	G	A	PTS	PIM
Rick Kehoe	71	33	52	85	8
Randy Carlyle	73	11	64	75	131
Pat Boutette	80	23	51	74	230
Paul Gardner	59	36	33	69	28
Mike Bullard	75	37	27	64	91
George Ferguson	7	22	31	53	45
Rick MacLeish	74	19	28	47	44
Paul Baxter	76	9	34	43	409
Greg Malone	78	15	24	39	125
Pat Price	77	7	31	38	322
Peter Lee	74	18	16	34	98
Doug Shedden	40	13	12	25	28
Gregg Sheppard	58	11	10	21	35
Mark Johnson	46	10	11	21	30
Ron Stackhouse	76	2	19	21	102
Rod Schutt	35	8	12	20	42
Andre St. Laurent	34	10	9	19	32
Bob Simpson	26	9	9	18	4
Steve Gatzos	16	6	8	14	14
Pat Graham	42	6	8	14	55
Mario Faubert	14	4	8	12	14
Greg Hotham	28	4	6	10	16
Jim Hamilton	11	5	3	8	2
Paul Mulvey	27	1	7	8	76
Marc Chorney	60	1	6	7	63
Kevin McClelland	10	1	4	5	4
Randy Boyd	23	0	2	2	49
Russ Anderson	31	0	1	1	98
Michel Dion	62	0	1	1	4
David Hannan	1	0	0	0	0
Bennett Wolf	1	0	0	0	2
Nick Ricci	3	0	0	0	0
Tony Feltrin	5	0	0	0	4
Gary Edwards	6	0	0	0	2
Paul Harrison	13	0	0	0	0
Gary Rislings	16	0	0	0	55
Bench					10

GOALTENDING

PLAYERS (W-L-T)	GP	MP	GA	SO	GAA
Gary Edwards (3-2-1)	6	360	22	1	3.67
Michel Dion (25-24-12)	62	3580	226	0	3.79
Nick Ricci (0-3-0)	3	160	14	0	5.25
Paul Harrison (3-7-0)	13	700	84	0	5.49
Totals (31-36-13)	80	4800	326	1	4.21

FINAL PATRICK DIVISION STANDINGS

TEAMS	GP	W	L	T	PTS	GF	GA
NY Islanders	80	54	16	10	118	385	250
NY Rangers	80	39	27	14	92	316	306
Philadelphia	80	38	31	11	87	325	313
Pittsburgh	80	31	36	13	75	310	337
Washington	80	26	41	13	65	319	338

GAME-BY-GAME RESULTS

DATE	W-L-T	SCORE	OPPONENT	DATE	W-L-T	SCORE	OPPONENT
Oct. 6		2-6	at St. Louis	Jan. 7		4-5	at Detroit
Oct. 7	T	5-5	at Chicago	Jan. 9	W	4-3	VANCOUVER
Oct. 10	W	2-1	QUEBEC	Jan. 13	L	1-6	at Winnipeg
Oct. 11	L	2-8	at Philadelphia	Jan. 16	L	0-4	at Calgary
Oct. 14	L	1-4	NY ISLANDERS	Jan. 17	T	3-3	at Vancouver
Oct. 17	W	5-2	MINNESOTA	Jan. 20	W	5-4	BOSTON
Oct. 18	L	2-3	at Detroit	Jan. 21	L	1-6	at NY Islanders
Oct. 20	W	5-3	COLORADO	Jan. 23	W	5-5	PHILADELPHIA
Oct. 22	T	3-3	at Calgary	Jan. 26	L	2-9	at NY Islanders
Oct. 23	L	3-8	at Edmonton	Jan. 27	L	3-6	NY ISLANDERS
Oct. 25	W	6-4	at Vancouver	Jan. 30	W	2-1	WINNIPEG
Oct. 28	L	3-5	TORONTO	Jan. 31	L	3-8	at Washington
Oct. 29	L	4-6	at Philadelphia	Feb. 2	L	6-3	MINNESOTA
Oct. 31	W	3-1	BUFFALO	Feb. 6	L	4-6	WASHINGTON
Nov. 4	W	6-3	NY RANGERS	Feb. 7	L	4-5	at Philadelphia
Nov. 7	W	7-2	PHILADELPHIA	Feb. 10	T	3-3	HARTFORD
Nov. 11	W	3-2	at Washington	Feb. 11	L	2-4	at Montreal
Nov. 14	T	3-3	at Boston	Feb. 13	T	3-3	LOS ANGELES
Nov. 18	W	6-1	ST. LOUIS	Feb. 16	L	2-6	at NY Islanders
Nov. 20	T	3-3	TORONTO	Feb. 17	T	3-5	NY RANGERS
Nov. 21	L	5-9	at Montreal	Feb. 20	W	6-5	PHILADELPHIA
Nov. 24	W	7-1	at Quebec	Feb. 21	W	4-3	NY ISLANDERS
Nov. 25	W	2-1	MONTREAL	Feb. 25	L	2-4	at NY Islanders
Nov. 28	W	5-3	DETROIT	Feb. 27	L	1-4	EDMONTON
Dec. 1	W	4-2	WINNIPEG	Feb. 28	W	4-2	at NY Rangers
Dec. 5	L	1-3	at St. Louis	Mar. 3	T	2-3	BOSTON
Dec. 6	L	4-7	at Buffalo	Mar. 6	W	6-4	at Quebec
Dec. 9	L	1-4	PHILADELPHIA	Mar. 7	T	4-4	CALGARY
Dec. 12	W	7-4	WASHINGTON	Mar. 10	W	7-2	at Washington
Dec. 14	L	4-5	at NY Rangers	Mar. 13	W	6-2	COLORADO
Dec. 16	W	7-6	LOS ANGELES	Mar. 15	L	3-4	at Minnesota
Dec. 19	T	3-3	NY RANGERS	Mar. 17	L	4-10	at Edmonton
Dec. 20	L	1-3	at Philadelphia	Mar. 20	L	5-7	at Los Angeles
Dec. 23	T	4-4	at Toronto	Mar. 21	W	6-0	at Colorado
Dec. 26	L	5-7	BUFFALO	Mar. 24	L	2-7	NY RANGERS
Dec. 27	L	3-5	at NY Rangers	Mar. 27	T	3-3	CHICAGO
Dec. 30	W	6-2	WASHINGTON	Mar. 28	W	6-5	at Washington
Jan. 2	W	9-4	HARTFORD	Mar. 31	T	4-4	WASHINGTON
Jan. 3	W	6-4	at Hartford	Apr. 1	W	7-5	at NY Rangers
Jan. 6	L	3-6	at Chicago	Apr. 4	W	7-2	NY ISLANDERS

SEASON HIGHLIGHTS

- Pat Boutette records hat tricks on Oct. 12 vs. Vancouver and Oct. 27 vs. Washington.
- Denis Herron records his fourth shutout as a Penguin on Dec. 4 in a 0-0 tie with Philadelphia.
- Rick Kehoe is named to the Prince of Wales Conference All-Star Team.
- Penguins lose 11 in a row from Jan. 22 through Feb. 10 and are winless in 18 games (0-17-1) from Jan. 2 through Feb. 10.
- Penguins allow a franchise record 394 goals against.

MAJOR TRADES

- Sept. 15, 1982 - Obtained Denis Herron from Montreal for a third round choice in the 1985 Entry Draft.
- Oct. 28, 1982 - Obtained Ron Meighan and Anders Hakansson from Minnesota for George Ferguson and a first round choice in the 1983 Entry Draft.
- Nov. 8, 1982 - Obtained Stan Jonathan from Boston for future considerations.

FINAL STATISTICS

PLAYERS	GP	G	A	PTS	PIM
Doug Shedden	80	24	43	67	54
Rick Kehoe	75	29	36	65	12
Greg Malone	80	17	44	61	82
Pat Boutette	80	27	29	56	152
Randy Carlyle	61	15	41	56	110
Paul Gardner	70	28	27	55	12
Mike Bullard	57	22	22	44	60
Dave Hannan	74	11	22	33	127
Paul Baxter	75	11	21	32	238
Greg Hotham	58	2	30	32	99
Peter Lee	63	13	13	26	10
Andre St. Laurent	70	13	9	22	105
Anders Hakansson	67	9	12	21	35
Randy Boyd	56	4	14	18	71
Steve Gatzos	44	6	7	13	52
Pat Price	38	1	11	12	104
Kevin McClelland	38	5	4	9	73
Gary Rissling	40	5	4	9	128
Marc Chorney	67	3	5	8	66
Ron Meighan	41	2	6	8	16
Tony Feltrin	32	3	3	6	40
Pat Graham	20	1	5	6	16
Tim Hrynewich	30	2	3	5	48
Doug Lecuyer	12	1	4	5	12
Rick MacLeish	6	0	5	5	2
Rod Buskas	41	2	2	4	102
Stan Jonathan	20	0	3	3	13
Jim Hamilton	5	0	2	2	2
Michel Dion	49	0	2	2	8
Bob Simpson	4	1	0	1	0
Denis Herron	31	0	1	1	14
Rob Garner	1	0	0	0	0
Brian Lundberg	1	0	0	0	2
Nick Ricci	3	0	0	0	0
Roberto Romano	3	0	0	0	0
Rich Sutter	4	0	0	0	0
Rod Schutt	5	0	0	0	0
Bennett Wolf	5	0	0	0	37
George Ferguson	7	0	0	0	2
Ian Turnbull	7	0	0	0	4
Bench					20

GOALTENDING

PLAYERS (W-L-T)	GP	MP	GA	SO	GAA
Michel Dion (12-30-4)	49	2791	198	0	4.26
Denis Herron (5-18-5)	31	1707	151	1	5.31
Nick Ricci (1-2-0)	3	147	16	0	6.53
Roberto Romano (0-3-0)	3	155	18	0	6.97
Totals (18-53-9)	80	4800	394	1	4.93

FINAL PATRICK DIVISION STANDINGS

TEAMS	GP	W	L	T	PTS	GF	GA
Philadelphia	80	49	23	8	106	326	240
NY Islanders	80	42	26	12	96	302	226
Washington	80	39	25	16	94	306	283
NY Rangers	80	35	35	10	80	306	287
New Jersey	80	17	49	14	48	230	336
Pittsburgh	80	18	53	9	45	257	394

GAME-BY-GAME RESULTS

DATE	W-L-T	SCORE	OPP	DATE	W-L-T	SCORE	OPP
Oct. 5	T	3-3	at New Jersey	Jan. 7	L	2-7	at Edmonton
Oct. 9	L	3-5	NY RANGERS	Jan. 9	L	3-4	at Winnipeg
Oct. 10	L	3-4	at Boston	Jan. 12	L	0-7	MINNESOTA
Oct. 12	W	5-4	VANCOUVER	Jan. 13	L	1-8	at Philadelphia
Oct. 14	L	0-5	at NY Islanders	Jan. 15	L	7-8	MONTREAL
Oct. 16	L	5-6	NEW JERSEY	Jan. 19	T	1-1	NEW JERSEY
Oct. 20	L	3-5	ST. LOUIS	Jan. 22	L	3-7	QUEBEC
Oct. 21	L	4-8	at Quebec	Jan. 24	L	2-8	at Toronto
Oct. 23	W	4-2	PHILADELPHIA	Jan. 26	L	2-6	WASHINGTON
Oct. 27	W	7-5	WASHINGTON	Jan. 28	L	2-7	at Washington
Oct. 28	L	2-9	at Philadelphia	Jan. 29	L	1-2	NY RANGERS
Oct. 30	L	1-4	CALGARY	Jan. 31	L	2-3	at New Jersey
Oct. 31	L	2-6	at NY Rangers	Feb. 2	L	4-7	at Chicago
Nov. 2	W	3-1	at NY Islanders	Feb. 4	L	4-6	at Winnipeg
Nov. 4	T	4-4	at New Jersey	Feb. 5	L	4-7	at Calgary
Nov. 6	-	2-6	at Los Angeles	Feb. 9	L	2-6	VANCOUVER
Nov. 19	W	5-4	EDMONTON	Feb. 10	L	3-7	at Boston
Nov. 13	L	1-3	CALGARY	Feb. 12	W	6-4	LOS ANGELES
Nov. 14	T	6-6	at Buffalo	Feb. 15	L	3-7	DETROIT
Nov. 17	W	4-3	HARTFORD	Feb. 17	L	1-4	at Los Angeles
Nov. 20	W	4-3	BOSTON	Feb. 19	-	7-10	EDMONTON
Nov. 24	W	4-3	TORONTO	Feb. 21	L	2-4	at Toronto
Nov. 26	T	6-6	at Minnesota	Feb. 23	W	6-4	WINNIPEG
Nov. 27	L	3-5	at St. Louis	Feb. 24	L	3-6	at Philadelphia
Dec. 1	L	2-4	CHICAGO	Feb. 26	W	5-4	NEW JERSEY
Dec. 2	L	4-5	at Washington	Feb. 28	L	3-9	at NY Rangers
Dec. 4	T	0-0	PHILADELPHIA	Mar. 1	T	3-3	NY RANGERS
Dec. 8	W	4-2	BUFFALO	Mar. 4	L	2-10	at Buffalo
Dec. 11	L	4-7	QUEBEC	Mar. 6	L	3-5	PHILADELPHIA
Dec. 12	L	3-4	at Philadelphia	Mar. 10	L	3-4	NY ISLANDERS
Dec. 15	T	4-4	DETROIT	Mar. 12	W	7-2	NEW JERSEY
Dec. 18	L	1-3	WASHINGTON	Mar. 13	L	3-4	CHICAGO
Dec. 20	-	3-6	at NY Rangers	Mar. 16	L	2-3	at Minnesota
Dec. 21	W	3-2	at Hartford	Mar. 18	W	7-4	at Los Angeles
Dec. 23	L	4-6	at Detroit	Mar. 21	T	3-7	at Vancouver
Dec. 25	W	4-3	NY RANGERS	Mar. 25	T	4-4	at Washington
Dec. 28	L	3-6	at Washington	Mar. 28	L	1-4	at Hartford
Dec. 29	L	5-6	ST. LOUIS	Mar. 30	W	3-2	MONTREAL
Jan. 1	W	2-1	NY ISLANDERS	Apr. 2	L	3-6	at NY Islanders
Jan. 2	L	1-5	at Montreal	Apr. 3	L	3-5	NEW JERSEY

SEASON HIGHLIGHTS

- Lou Angotti is named head coach on July 20, 1983.
- Penguins finish 16-58-6 for 38 points, their worst record ever and worst overall record in the NHL.

- Mike Bullard scores 51 goals becoming only the fourth player in Penguins' history to do so.

FINAL STATISTICS

SCORING

PLAYERS	GP	G	A	PTS	PIM
Mike Bullard	76	51	41	92	57
Doug Shedden	67	22	35	57	20
Mark Taylor	60	24	31	55	24
Ron Flockhart	76	27	21	48	44
Rick Kehoe	57	18	27	45	8
Tom Roulston	77	16	24	40	24
Pat Boutette	73	14	26	40	142
Andy Brickley	50	18	20	38	9
Kevin McCarthy	78	6	30	36	113
Greg Hotham	76	5	25	30	59
Randy Carlyle	50	3	23	26	82
Bob Errey	65	9	13	22	29
Norm Schmidt	34	6	12	18	12
Bryan Maxwell	48	3	15	18	111
Gary Rissling	47	4	13	17	297
Tom O'Regan	51	4	10	14	8
Greg Fox	73	2	10	12	97
Tim Hrynewich	25	4	5	9	34
Marty McSorley	72	2	7	9	224
Tom Thornbury	14	1	8	9	16
Warren Young	15	1	7	8	19
Steve Gatzos	23	3	3	6	15
Kevin McClelland	24	2	4	6	62
Rod Buskas	47	2	4	6	60
Bob Gladney	13	1	5	6	2
Ted Bulley	26	3	2	5	12
Dave Hannan	24	2	3	5	33
Paul Gardner	16	0	5	5	6
Jim Hamilton	11	2	2	4	4
Rod Schutt	11	1	3	4	4
Rocky Saganuik	29	1	3	4	37
Darren Lowe	8	1	2	3	0
Andre St. Laurent	8	2	0	2	21
Mitch Lamoureux	8	1	1	2	6
Tim Tookey	8	0	2	2	2
Dean DeFazio	22	0	2	2	26
Greg Tebbutt	24	0	2	2	31
Marc Chorney	4	0	1	1	8
Phil Bourque	5	0	1	1	12
Randy Boyd	5	0	1	1	6
Michel Dion	30	0	1	1	2
Grant Sasser	3	0	0	0	0
Vincent Tremblay	4	0	0	0	0
Rich Sutter	5	0	0	0	0
Todd Charlesworth	10	0	0	0	8
Troy Loney	13	0	0	0	9
Roberto Romano	18	0	0	0	0
Denis Herron	38	0	0	0	21
Bench				14	

GOALTENDING

PLAYERS (W-L-T)	GP	MP	GA	SO	GAA
Denis Herron (8-24-2)	38	2027	138	1	4.08
Roberto Romano (6-11-1)	18	1020	78	1	4.59
Michel Dion (2-19-4)	30	1553	138	0	5.33
Vincent Tremblay (0-4-0)	4	240	24	0	6.00
TOTALS (16-58-6)	80	4840	378	2	4.69

MAJOR TRADES

- Oct. 23, 1983 - Obtained Andy Brickley, Ron Flockhart, Mark Taylor and a first round choice in the 1984 Entry Draft from Philadelphia for Rich Sutter and second and third round choices in the 1984 Entry Draft.
- Dec. 5, 1983 - Obtained Tom Roulston from Edmonton for Kevin McClelland and a sixth round choice in the 1984 Entry Draft.
- Jan. 26, 1984 - Obtained Kevin McCarthy from Vancouver for a third round choice in the 1984 Entry Draft.
- Mar. 5, 1984 - Obtained Moe Mantha and a first round choice in the 1984 Entry Draft from Winnipeg for Randy Carlyle.

FINAL PATRICK DIVISION STANDINGS

TEAMS	GP	W	L	T	PTS	GF	GA
NY Islanders	80	50	26	4	104	357	269
Washington	80	48	27	5	101	308	226
Philadelphia	80	44	26	10	98	350	290
NY Rangers	80	42	29	9	93	314	304
New Jersey	80	17	56	7	41	231	350
Pittsburgh	80	16	58	6	38	254	390

GAME-BY-GAME RESULTS

DATE	W-L-T	SCORE	OPP	DATE	W-L-T	SCORE	OPP
Oct. 4	L	3-5	St. Louis	Jan. 7	L	4-7	NEW JERSEY
Oct. 8	L	1-6	NY RANGERS	Jan. 10	L	1-7	Quebec
Oct. 9	L	1-7	Philadelphia	Jan. 14	L	3-7	Boston
Oct. 12	L	3-4	WINNIPEG	Jan. 15	L	0-2	Chicago
Oct. 14	W	4-0	Washington	Jan. 18	L	4-5	WINNIPEG
Oct. 15	L	4-6	HARTFORD	Jan. 20	W	6-3	NY Rangers
Oct. 18	L	1-3	BUFFALO	Jan. 21	L	2-3	WASHINGTON
Oct. 22	L	1-6	BOSTON	Jan. 25	L	3-6	NY RANGERS
Oct. 25	L	0-1	WASHINGTON	Jan. 28	L	2-5	Montreal
Oct. 27	W	4-2	Chicago	Jan. 29	L	3-7	Buffalo
Oct. 29	L	1-3	PHILADELPHIA	Feb. 1	W	4-0	MINNESOTA
Oct. 30	W	5-3	New Jersey	Feb. 4	L	5-6	NY Islanders
Nov. 2	W	6-3	Winnipeg	Feb. 5	L	4-5	NY ISLANDERS
Nov. 3	T	3-3	Calgary	Feb. 8	L	5-6	BUFFALO
Nov. 5	L	3-7	Edmonton	Feb. 9	L	3-8	Detroit
Nov. 8	T	4-4	CALGARY	Feb. 11	W	3-2	NEW JERSEY
Nov. 11	L	5-8	NY ISLANDERS	Feb. 13	L	1-6	Quebec
Nov. 12	W	4-2	NY Islanders	Feb. 16	L	3-10	Calgary
Nov. 16	L	2-3	TORONTO	Feb. 17	W	4-1	Vancouver
Nov. 19	T	4-4	ST LOUIS	Feb. 19	L	3-7	Edmonton
Nov. 20	L	4-5	Philadelphia	Feb. 22	L	2-8	EDMONTON
Nov. 23	W	4-1	NEW JERSEY	Feb. 25	T	3-3	CHICAGO
Nov. 25	L	2-5	Detroit	Feb. 26	L	3-4	NY Rangers
Nov. 26	L	4-7	DETROIT	Feb. 29	L	5-9	VANCOUVER
Nov. 29	L	4-6	Minnesota	Mar. 1	L	1-9	WASHINGTON
Dec. 1	L	4-6	MINNESOTA	Mar. 3	W	4-3	LOS ANGELES
Dec. 3	L	3-6	PHILADELPHIA	Mar. 5	L	2-5	WASHINGTON
Dec. 6	L	3-5	BOSTON	Mar. 6	L	5-8	New Jersey
Dec. 11	T	3-3	MONTREAL	Mar. 9	L	6-9	QUEBEC
Dec. 13	W	3-2	HARTFORD	Mar. 11	L	4-6	NY ISLANDERS
Dec. 15	L	1-3	Montreal	Mar. 13	L	3-4	Vancouver
Dec. 17	L	5-6	LOS ANGELES	Mar. 14	L	6-7	Los Angeles
Dec. 18	T	3-3	Toronto	Mar. 17	W	4-2	Hartford
Dec. 20	L	3-11	NY Islanders	Mar. 21	W	3-1	TORONTO
Dec. 21	L	1-8	NY Rangers	Mar. 22	L	4-13	Philadelphia
Dec. 23	W	6-5	New Jersey	Mar. 24	L	0-6	Washington
Dec. 26	W	7-4	NY RANGERS	Mar. 25	L	3-4	WASHINGTON
Dec. 31	L	0-2	ST LOUIS	Mar. 28	L	3-5	PHILADELPHIA
Jan. 3	L	5-7	PHILADELPHIA	Mar. 29	L	4-6	NY Rangers
Jan. 6	L	1-3	New Jersey	Apr. 1	L	1-2	NY ISLANDERS

* overtime

SEASON HIGHLIGHTS

- Bob Berry is named head coach on June 4, 1984.
- Penguins draft Mario Lemieux, Doug Bodger and Roger Belanger in the first round of the 1984 Entry Draft on June 9 marking the first time in club history that Pittsburgh selected more than one player in the first round. Lemieux, drafted first overall, is the first Penguin to be drafted number one.
- Penguins win five games in a row from Dec. 5 through Dec. 15.
- Lemieux scores two goals and one assist to win MVP honors at the 1985 All-Star Game in Calgary.
- Penguins place two representatives on the All-Rookie team, Lemieux at center and Warren Young at left wing.
- Lemieux finishes with 100 points (43-57) becoming only the third rookie in NHL history to score 100 or more points in a season.
- Lemieux is the first Penguin to be honored with the Calder Memorial Trophy for Rookie of the Year.
- Young and Lemieux each score over 40 goals, the first time two Penguins rookies topped the 40 goal mark in one season.

FINAL STATISTICS

PLAYERS	SCORING				
	GP	G	A	PTS	PIM
Mario Lemieux	73	43	57	100	54
Warren Young	80	40	32	72	176
Doug Shedden	80	35	32	67	30
Mike Bullard	68	32	31	63	75
John Chabot	77	9	51	60	14
Wayne Babych	65	20	34	54	35
Moe Mantha	71	11	40	51	54
Doug Bodger	65	5	26	31	67
Andy Brickley	45	7	15	22	10
Randy Hillier	45	2	19	21	56
Mitch Lamoureux	62	11	8	19	53
Gary Rissling	56	10	9	19	209
Kevin McCarthy	84	9	10	19	30
Troy Loney	46	10	8	18	59
Mark Taylor	47	7	10	17	19
Dave Hannan	30	6	7	13	43
Bruce Crowder	26	4	7	11	23
Joe McDonnell	40	2	9	11	20
Rod Buskas	69	2	7	9	191
Todd Charlesworth	67	1	8	9	31
Roger Belanger	44	3	5	8	32
Wally Weir	48	2	6	8	90
Bryan Maxwell	44	0	8	8	57
Jim McGeough	25	3	4	7	16
Greg Fox	26	2	5	7	26
Arto Javanainen	14	4	1	5	2
Ron Flockhart	12	0	5	5	4
Pat Boutette	14	1	3	4	24
Jim Hamilton	11	2	1	3	0
Steve Gatzos	6	0	2	2	2
Rick Kehoe	6	0	2	2	0
Greg Hotham	11	0	2	2	4
Bob Errey	16	0	2	2	7
Michel Dion	10	0	1	1	0
Boo Goeble	1	0	0	0	2
Tom O'Regan	1	0	0	0	0
Petteri Lehto	6	0	0	0	4
Mike Rowe	6	0	0	0	7
Brian Ford	8	0	0	0	0
Marty McSorley	15	0	0	0	15
Roberto Romano	31	0	0	0	2
Denis Herron	42	0	0	0	4

GOALTENDING

PLAYERS (W-L-T)	GP	MP	GA	SO	GAA
Roberto Romano (9-17-2)	31	1629	120	1	4.42
Denis Herron (10-22-3)	42	2193	169	1	4.62
Michel Dion (3-6-0)	10	553	43	0	4.67
Brian Ford (2-6-0)	8	457	48	0	6.30
TOTALS (24-51-5)	80	4832	380	2	4.78

MAJOR TRADES

- Oct. 11, 1984 - Obtained Randy Hillier from Boston for a fourth round choice in the 1985 Entry Draft.
- Nov. 9, 1984 - Obtained John Chabot from Montreal for Ron Flockhart.
- Nov. 16, 1984 - Obtained Ville Siren from Hartford for Pat Boutette.
- Mar. 12, 1985 - Obtained Jim McGeough from Washington for Mark Taylor.

FINAL PATRICK DIVISION STANDINGS

TEAMS	GP	W	L	T	GF	GA	PTS	PCTG
Philadelphia	80	53	20	7	348	241	113	.706
Washington	80	46	25	9	322	240	101	.631
NY Islanders	80	40	34	6	345	312	86	.538
NY Rangers	80	26	44	10	295	345	62	.388
New Jersey	80	22	48	10	264	346	54	.338
Pittsburgh	80	24	51	5	276	385	53	.331

GAME-BY-GAME RESULTS

DATE	W-L-T	SCORE	OPP	DATE	W-L-T	SCORE	OPP
Oct. 11	L	3-4	Boston	Jan. 16	L	4-5	WASHINGTON
Oct. 13	L	3-4	Montreal	Jan. 17	L	2-6	Washington
Oct. 17	W	4-3	VANCOUVER	Jan. 19	W	5-4	CHICAGO
Oct. 20	W	3-1	PHILADELPHIA	Jan. 21	L	6-7	Winnipeg
Oct. 21	L	2-4	Philadelphia	Jan. 23	L	3-4	Minnesota
Oct. 24	L	2-5	NEW JERSEY	Jan. 25	-	6-6*	Calgary
Oct. 27	W	2-5	MONTREAL	Jan. 26	L	3-6	Edmonton
Oct. 30	W	4-3	DETROIT	Jan. 30	L	5-6	TORONTO
Oct. 31	W	7-6	New Jersey	Feb. 2	L	0-4	NY ISLANDERS
Nov. 3	L	5-7	NY RANGERS	Feb. 7	L	3-6	New Jersey
Nov. 6	T	3-3*	EDMONTON	Feb. 9	L	1-4	NY Islanders
Nov. 8	L	2-6	ST. LOUIS	Feb. 10	L	3-4	LOS ANGELES
Nov. 10	L	4-5	NY Islanders	Feb. 14	L	4-5	Chicago
Nov. 14	W	4-3*	Winnipeg	Feb. 16	L	1-6	QUEBEC
Nov. 16	L	6-7	Yankees	Feb. 18	L	2-6	Philadelphia
Nov. 17	L	3-5	Los Angeles	Feb. 20	W	6-6	CALGARY
Nov. 21	T	3-3*	WASHINGTON	Feb. 22	L	3-3	NY RANGERS
Nov. 22	L	3-6	Hartford	Feb. 23	W	3-1	Minnesota
Nov. 24	L	3-5	NEW JERSEY	Feb. 25	L	4-5	MINNESOTA
Nov. 27	L	2-2	BUFFALO	Feb. 27	L	4-5	PHILADELPHIA
Nov. 28	L	3-6	CHICAGO	Mar. 2	W	5-4	NY RANGERS
Dec. 1	L	1-3	Philadelphia	Mar. 3	L	3-7	NY Rangers
Dec. 2	L	1-4	Washington	Mar. 5	L	0-6	Los Angeles
Dec. 5	W	7-4	ST. LOUIS	Mar. 7	L	1-5	St. Louis
Dec. 7	W	4-3*	NY Rangers	Mar. 9	W	6-5*	Boston
Dec. 8	W	6-4	CALGARY	Mar. 10	L	4-11	Philadelphia
Dec. 12	W	4-3	NY ISLANDERS	Mar. 13	L	3-7	BOSTON
Dec. 15	W	5-2	Toronto	Mar. 16	W	5-0	NY RANGERS
Dec. 19	L	2-3	NEW JERSEY	Mar. 17	L	3-4	Hartford
Dec. 21	W	4-2	PHILADELPHIA	Mar. 19	L	3-5	PHILADELPHIA
Dec. 22	L	2-5	NY Islanders	Mar. 22	L	1-3	Buffalo
Dec. 26	W	6-5	NY ISLANDERS	Mar. 24	L	3-7	Washington
Dec. 26	W	4-0	HARTFORD	Mar. 26	L	4-5	NY Rangers
Dec. 29	L	2-10	Quebec	Mar. 27	W	4-3	NEW JERSEY
Dec. 31	T	4-4*	Detroit	Mar. 30	L	4-6	New Jersey
Jan. 2	W	2-1	Toronto	Mar. 31	L	2-4	MONTREAL
Jan. 4	L	2-7	Buffalo	Apr. 2	L	3-4	NY Islanders
Jan. 5	L	3-8	QUEBEC	Apr. 3	L	2-3	DETROIT
Jan. 9	W	7-4	VANCOUVER	Apr. 6	L	4-7	WASHINGTON
Jan. 12	W	4-3	EDMONTON	Apr. 7	L	3-7	Washington

* overtime

1985-86 PENGUINS REVIEW

SEASON HIGHLIGHTS

- Mario Lemieux gets his first career hat trick on Dec. 31 at St. Louis with four goals.
- Lemieux has points in 28 consecutive games from Jan. 11 through Mar. 15, scoring 59 points (21-38) in that span.
- Penguins tie Russian Dynamo, 3-3, on Jan. 4 at the Civic Arena before a sellout crowd.
- On Feb. 15 vs. Vancouver, Lemieux records his 100th point to become the first Penguins player to record consecutive 100 point seasons.

- Lemieux's 93 assists and 141 points are club records.
- Lemieux is awarded the Lester B. Pearson Award on May 26, presented by the Players' Association to the Outstanding Player in the NHL.

FINAL STATISTICS

SCORING

PLAYERS	GP	G	A	PTS	PIM
Mario Lemieux	79	48	93	141	43
Mike Bullard	77	41	42	83	69
Moe Mantha	78	15	52	67	102
Doug Sheddin	67	32	34	66	32
Terry Ruskowski	72	26	37	63	162
Ron Duguay	80	25	36	61	32
Randy Cunneynworth	75	15	30	45	74
John Chabot	77	14	31	45	6
Doug Bodger	79	4	33	37	63
Dave Hannan	75	17	18	35	91
Willy Lindstrom	71	14	17	31	30
Mike Blaisdell	66	15	14	29	36
Norm Schmidt	66	15	14	29	57
Jim Johnson	80	3	26	29	115
Craig Simpson	76	11	17	28	49
Dan Frawley	89	10	11	21	174
Bob Eray	37	11	6	17	8
Ville Siren	60	4	8	12	32
Troy Loney	47	3	9	12	95
Rod Buskas	72	2	7	9	159
Jim McGeough	7	3	2	5	8
Chris Dahlquist	5	1	2	3	2
Tom O'Regan	9	1	2	3	2
Randy Hillier	28	0	3	3	53
Ted Nolan	18	1	1	2	34
Dwight Mathiasen	4	1	0	1	2
Todd Charlesworth	2	0	1	1	0
Gilles Meloche	34	0	1	1	2
Roberto Romano	46	0	1	1	4
Wayne Babych	2	0	0	0	0
Denis Herron	3	0	0	0	0
Joe McDonnell	3	0	0	0	2
Mike Rowe	3	0	0	0	4
Phil Bourque	4	0	0	0	2
Tom Roulston	5	0	0	0	2

GOALTENDING

PLAYERS (W-L-T)	GP	MP	GA	SO	GAA
Roberto Romano (21-20-3)	46	2693	159	2	3.56
Gilles Meloche (13-15-5)	34	1989	119	0	3.59
Denis Herron (0-3-0)	3	180	14	0	4.67
TOTALS (34-38-8)	80	4852	292	2	3.77

MAJOR TRADES

- Sept. 11, 1985 - Obtained Gilles Meloche from Edmonton for Tim Hryniewicz and Marty McSorley.
- Oct. 4, 1985 - Obtained Randy Cunneynworth and Mike Moller from Buffalo for Pat Hughes.
- Oct. 20, 1985 - Obtained future considerations from Quebec for Wayne Babych.
- Mar. 11, 1986 - Obtained Ron Duguay from Detroit for Doug Sheddin.

FINAL PATRICK DIVISION STANDINGS

TEAMS	GP	W	L	T	GF	GA	PTS
Philadelphia	80	53	23	4	335	241	110
Washington	80	50	23	7	315	272	107
NY Islanders	80	39	29	12	327	284	90
NY Rangers	80	36	38	6	280	276	78
Pittsburgh	80	34	38	8	313	305	76
New Jersey	80	28	49	3	301	374	59

GAME-BY-GAME RESULTS

DATE	W-L-T	SCORE	OPP	DATE	W-L-T	SCORE	OPP
Oct. 10	L	3-5	MONTREAL	Jan. 9	L	0-9	NY Islanders
Oct. 13	L	2-4	PHILADELPHIA	Jan. 11	T	3-3*	BUFFALO
Oct. 15	W	3-2	MINNESOTA	Jan. 15	W	6-3	NY ISLANDERS
Oct. 20	T	5-5*	Chicago	Jan. 18	W	5-2	St. Louis
Oct. 19	L	3-4	Quebec	Jan. 19	W	3-2	MINNESOTA
Oct. 23	W	5-4	Toronto	Jan. 22	W	7-4	Edmonton
Oct. 24	W	6-4	TORONTO	Jan. 24	L	3-4	Vancouver
Oct. 26	T	4-4*	QUEBEC	Jan. 25	L	2-5	Calgary
Oct. 29	L	3-4	HARTFORD	Jan. 26	T	2-2*	PHILADELPHIA
Oct. 30	L	3-6	Detroit	Jan. 29	W	4-1	New Jersey
Nov. 2	T	4-4*	Montreal	Feb. 1	L	3-4	NY Islanders
Nov. 4	L	2-4	NY RANGERS	Feb. 2	L	2-3	Boston
Nov. 6	L	1-4	WASHINGTON	Feb. 8	W	4-0	NEW JERSEY
Nov. 8	L	3-5	New Jersey	Feb. 12	W	8-1	WASHINGTON
Nov. 9	W	3-1	CHICAGO	Feb. 15	W	9-4	VANCOUVER
Nov. 13	W	6-3	Vancouver	Feb. 16	T	5-5*	New Jersey
Nov. 16	L	3-4*	Los Angeles	Feb. 19	W	5-2	WINNIPEG
Nov. 19	L	3-4	Washington	Feb. 21	W	7-3	Detroit
Nov. 24	L	1-3	WASHINGTON	Feb. 22	L	3-5	ST LOUIS
Nov. 22	W	8-1	WINNIPEG	Feb. 24	W	6-5*	ST LOUIS
Nov. 24	L	4-7	Philadelphia	Feb. 26	W	5-2	BUFFALO
Nov. 27	W	7-1	TORONTO	Feb. 27	L	3-6	NY Rangers
Nov. 30	W	5-4	NY RANGERS	Mar. 1	W	5-1	HARTFORD
Dec. 2	W	6-0	NY Rangers	Mar. 4	L	3-6	Calgary
Dec. 4	W	5-2	DETROIT	Mar. 7	L	3-5	Edmonton
Dec. 6	W	3-1	Buffalo	Mar. 9	L	3-5	Winnipeg
Dec. 7	L	1-5	NEW JERSEY	Mar. 11	L	3-5	Washington
Dec. 10	L	4-7	NY Islanders	Mar. 12	L	2-5	BOSTON
Dec. 11	T	4-4*	NY ISLANDERS	Mar. 15	T	2-2*	NY RANGERS
Dec. 14	L	4-5	Hartford	Mar. 17	L	3-5	Calgary
Dec. 15	W	5-2	NY Rangers	Mar. 19	W	7-3	New Jersey
Dec. 17	W	4-3	CALGARY	Mar. 20	L	1-5	Philadelphia
Dec. 19	W	4-3*	Minnesota	Mar. 22	W	7-4	Quebec
Dec. 21	L	2-4	PHILADELPHIA	Mar. 26	L	3-9	EDMONTON
Dec. 22	L	2-3*	Philadelphia	Mar. 29	L	3-4	Montreal
Dec. 25	W	4-3	BOSTON	Apr. 1	L	3-5	Washington
Dec. 28	L	2-4	NY ISLANDERS	Apr. 2	L	2-7	NY ISLANDERS
Dec. 31	W	8-4	St. Louis	Apr. 5	L	3-4*	PHILADELPHIA
Jan. 1	L	4-7	Chicago	Apr. 6	W	5-4*	NY Rangers
Jan. 6	W	4-3	NEW JERSEY				
Jan. 8	W	7-3	LOS ANGELES				

SEASON HIGHLIGHTS

- Penguins open their 20th Anniversary Season on Oct. 9 with a 5-4 win over Washington at the Civic Arena.
- Penguins defeat Buffalo, 5-4, in OT on Oct. 22 to extend their club record start-of-the-season winning streak to seven games.
- Penguins record 12 hat tricks during the season, a club record, including six by Mario Lemieux.
- Lemieux scores 107 points (54-53), topping the century mark for the third consecutive season.
- Head coach Bob Berry and assistant Jim Roberts are relieved of coaching duties on Apr. 13.

FINAL STATISTICS

PLAYERS	GP	G	A	PTS	PIM
Mario Lemieux	63	54	53	107	57
Dan Quinn	80	31	49	80	54
Randy Cunneynworth	79	26	27	53	142
Craig Simpson	72	26	25	51	57
Terry Ruskowski	70	14	37	51	147
Doug Bodger	76	11	38	49	52
Moe Mantha	62	9	31	40	44
John Chabot	72	14	22	36	8
Bob Errey	72	16	18	34	46
Jim Johnson	80	5	25	30	116
Dan Frawley	78	14	14	28	218
Kevin LaVallee	33	8	20	28	4
Dave Hannan	58	10	15	25	56
Willy Lindstrom	60	10	13	23	6
Ville Siren	69	5	18	23	50
Warren Young	50	8	13	21	103
Ron Duguay	40	5	13	18	30
Rod Buskas	68	3	15	18	123
Chris Kontos	31	8	9	17	6
Troy Loney	23	8	7	15	22
Randy Hillier	55	4	8	12	97
Mike Bullard	14	2	10	12	17
Dwight Schofield	25	1	6	7	59
Norm Schmidt	20	1	5	6	4
Phil Bourque	22	2	3	5	32
Jim McGeough	11	1	4	5	8
Mitch Wilson	17	2	1	3	83
Lee Giffin	8	1	1	2	0
Mike Blaisdell	10	1	1	2	2
Neil Belland	3	0	1	1	0
Dwight Mathiesen	6	0	1	1	2
Chris Dahlquist	19	0	1	1	22
Pat Riggins	27	0	1	1	2
Gilles Meloche	43	0	1	1	20
Todd Charlesworth	1	0	0	0	0
Alain Lemieux	1	0	0	0	0
Steve Guenette	2	0	0	0	0
Mike Rowe	2	0	0	0	0
Carl Mokosak	3	0	0	0	4
Roberto Romano	25	0	0	0	0
Bench					16

GOALTENDING

PLAYERS (W-L-T)	GP	MP	GA	SO	GAA
Pat Riffin (8-6-3)	17	989	55	0	3.34
Gilles Meloche (13-19-7)	43	2342	134	0	3.41
Rob. Romano (9-11-2)	25	1438	87	0	3.63
Steve Guenette (0-2-0)	2	113	8	0	4.25
TOTALS (30-38-12)	80	4882	284	1	3.56

MAJOR TRADES

- Nov. 12, 1986 - Obtained Dan Quinn from Calgary for Mike Bullard.
- Jan. 21, 1987 - Obtained Chris Kontos from New York Rangers for Ron Duguay.
- Feb. 6, 1987 - Obtained Pat Riffin from Boston for Roberto Romano.

FINAL PATRICK DIVISION STANDINGS

TEAMS	GP	W	L	T	GF	GA	PTS
Philadelphia	80	46	26	8	310	245	100
Washington	80	38	32	10	285	278	86
NY Islanders	80	35	33	12	279	281	82
NY Rangers	80	34	38	8	307	323	76
Pittsburgh	80	30	38	12	297	290	72
New Jersey	80	29	45	6	293	368	64

GAME-BY-GAME RESULTS

DATE	W-L-T	SCORE	OPP	DATE	W-L-T	SCORE	OPP
Oct. 9	W 5-4		WASHINGTON	Jan. 13	T 3-3		NY Islanders
Oct. 11	W 6-5*		NY RANGERS	Jan. 14	L 3-4		WINNIPEG
Oct. 12	W 4-1		Chicago	Jan. 17	L 2-4		Boston
Oct. 14	W 4-3*		LOS ANGELES	Jan. 18	L 0-1		DETROIT
Oct. 17	W 7-3		Buffalo	Jan. 21	L 5-10		Los Angeles
Oct. 18	W 8-4		NEW JERSEY	Jan. 23	W 6-0		Vancouver
Oct. 22	W 5-4*		BUFFALO	Jan. 24	L 2-4		Edmonton
Oct. 23	L 3-5		Philadelphia	Jan. 27	W 7-5		WASHINGTON
Oct. 25	W 4-2		PHILADELPHIA	Jan. 28	L 3-5		Philadelphia
Oct. 28	L 2-5		Hartford	Feb. 1	L 6-8		HARTFORD
Oct. 29	L 6-8		NEW JERSEY	Feb. 5	L 5-6		Boston
Nov. 1	T 3-3*		St. Louis	Feb. 7	W 4-1		CHICAGO
Nov. 4	T 2-2*		VANCOUVER	Feb. 8	W 2-1*		New Jersey
Nov. 6	W 4-2		Minnesota	Feb. 14	T 3-3*		VANCOUVER
Nov. 9	L 1-2		Detroit	Feb. 15	L 1-4		NY Rangers
Nov. 12	W 2-1		BOSTON	Feb. 17	L 1-3		CALGARY
Nov. 14	L 4-5		New Jersey	Feb. 19	T 4-4*		Philadelphia
Nov. 15	W 5-2		QUEBEC	Feb. 21	L 5-6		NEW JERSEY
Nov. 30	T 2-2*		Winnipeg	Feb. 22	W 4-2		NY Rangers
Nov. 20	W 5-2		Calgary	Feb. 24	W 5-2		EDMONTON
Nov. 22	W 5-4		Washington	Feb. 26	L 4-5		NY Islanders
Nov. 25	L 1-5		NY Islanders	Feb. 28	L 1-2		CHICAGO
Nov. 26	L 2-3		NY ISLANDERS	Mar. 1	T 5-5*		ST. LOUIS
Nov. 29	T 5-5*		NY RANGERS	Mar. 3	W 8-1		Quebec
Nov. 30	T 2-2*		NY Rangers	Mar. 5	L 2-7		Toronto
Dec. 5	L 2-4		EDMONTON	Mar. 7	W 7-3		Minnesota
Dec. 6	W 5-2		MINNESOTA	Mar. 8	W 5-3		Winnipeg
Dec. 10	L 4-6		CALGARY	Mar. 10	L 3-6		NY ISLANDERS
Dec. 12	W 8-3		TORONTO	Mar. 12	W 6-3		QUEBEC
Dec. 13	L 2-3*		Toronto	Mar. 14	L 2-3*		NY RANGERS
Dec. 17	L 0-3		Los Angeles	Mar. 18	W 5-4		ST. LOUIS
Dec. 20	L 4-6		PHILADELPHIA	Mar. 20	L 3-4		Washington
Dec. 22	T 4-4*		Montreal	Mar. 22	L 1-3		Philadelphia
Dec. 23	T 3-4*		NY Islanders	Mar. 24	T 3-3*		PHILADELPHIA
Dec. 26	T 3-3*		Buffalo	Mar. 28	L 4-5		Hartford
Dec. 27	T 3-3*		NY ISLANDERS	Mar. 29	L 1-4		MONTREAL
Dec. 30	L 3-5		NY Rangers	Mar. 31	L 3-5		New Jersey
Jan. 1	L 3-4*		Washington	Apr. 2	W 6-2		NEW JERSEY
Jan. 3	W 6-3		MONTREAL	Apr. 4	W 4-3*		DETROIT
Jan. 7	W 5-2		WASHINGTON				* overtime
Jan. 8	L 2-3		Washington				

1987-88 PENGUINS REVIEW

SEASON HIGHLIGHTS

- Pierre Creamer is named head coach on June 4.
- Mario Lemieux is named MVP in the NHL All-Star Game in St. Louis after scoring three goals, including the game-winner in OT, and three assists.
- Lemieux sets Penguins season records in goals (70), assists (98), points (168) and power play goals (22).
- Lemieux wins the Art Ross Trophy for scoring and the Hart Memorial Trophy for Most Valuable Player, thus becoming the first Penguin to be so honored.
- Tony Esposito is hired as vice president and general manager on Apr. 14.
- Pierre Creamer is relieved of his coaching duties on June 14.

FINAL STATISTICS

SCORING

PLAYERS	GP	G	A	PTS	PIM
Mario Lemieux	77	70	98	168	92
Dan Quinn	70	40	39	79	50
Randy Cunneynworth	71	35	39	74	141
Paul Coffey	46	15	52	67	93
Doug Bodger	69	14	31	45	103
Rob Brown	51	24	20	44	56
Dave Hunter	80	14	21	35	83
Charlie Simmer	50	11	17	28	24
Jock Callander	41	11	16	27	45
Craig Simpson	21	13	13	26	34
Bryan Erickson	53	7	19	26	20
Ville Siren	58	1	20	21	62
Dave McLlwain	66	11	8	19	40
Troy Loney	65	5	13	18	151
Phil Bourque	21	4	12	16	20
Dan Frawley	47	6	8	14	152
Randy Hillier	55	1	12	13	144
Jim Johnson	55	1	12	13	87
Rod Buskas	76	4	8	12	206
Steve Gotaas	36	5	6	11	45
Zarley Zalapski	15	3	8	11	7
Moe Mantha	21	2	8	10	23
Bob Errey	17	3	6	9	18
Chris Dahquist	44	3	6	9	69
Mark Kachowski	38	5	3	8	126
Perry Ganchar	31	3	5	8	36
Wit Pajement	23	2	6	8	39
Chris Kontos	38	1	7	8	12
Kevin Stevens	16	5	2	7	8
Dave Hannan	21	4	3	7	23
Dwight Mathiasen	23	0	6	6	14
Wayne Van Dorp	25	1	3	4	75
Chris Joseph	17	0	4	4	12
Norm Schmidt	5	1	2	3	0
Todd Charlesworth	6	2	0	2	2
Brad Aitken	5	1	1	2	0
Lee Giffin	19	0	2	2	9
Frank Pietrangelo	21	0	2	2	2
Scott Gruhl	6	1	0	1	0
Pat Mayer	1	0	0	0	4
Dave Goertz	2	0	0	0	2
Warren Young	7	0	0	0	15
Jimmy Mann	9	0	0	0	53
Steve Guenette	19	0	0	0	2
Pat Riggan	22	0	0	0	12
Gilles Meloche	27	0	0	0	0

GOALTENDING

PLAYERS (W-L-T)	GP	MP	GA	SO	GAA
Steve Guenette (12-7-0)	19	1032	61	1	3.35
Pat Riggan (7-8-4)	22	1169	76	0	3.90
Frank Pietrangelo (9-11-0)	21	1207	80	1	3.98
Gilles Meloche (8-9-5)	27	1394	95	0	4.09
TOTALS (36-35-9)	80	4662	316	2	3.90

MAJOR TRADES

- Nov. 24, 1987 - Obtained Paul Coffey, Dave Hunter and Wayne Van Dorp from Edmonton for Craig Simpson, Moe Mantha, Dave Hannan and Chris Joseph.
- Feb. 4, 1988 - Obtained Bryan Erickson from Los Angeles for Chris Kontos.

FINAL PATRICK DIVISION STANDINGS

TEAMS	GP	W	L	T	GF	GAPT	
NY Islanders	80	39	31	10	308	267	88
Washington	80	38	33	9	281	249	85
Philadelphia	80	38	33	9	292	292	85
New Jersey	80	38	36	6	295	296	82
NY Rangers	80	36	34	10	300	283	82
Pittsburgh	80	36	35	9	319	316	81

GAME BY-GAME RESULTS

DATE	W-L-T	SCORE	OPP	DATE	W-L-T	SCORE	OPP
Oct. 8	T	4-4	NY Rangers	Jan. 9	L	4-5	Hartford
Oct. 9	L	3-6	New Jersey	Jan. 10	L	5-7	Detroit
Oct. 13	W	6-3	BUFFALO	Jan. 12	T	5-5	MINNESOTA
Oct. 15	T	6-6*	NY RANGERS	Jan. 15	L	4-5	PHILADELPHIA
Oct. 17	L	2-3	Montreal	Jan. 16	W	4-3	Toronto
Oct. 18	L	2-3	Philadelphia	Jan. 19	W	6-4	NY Islanders
Oct. 21	L	4-5	NEW JERSEY	Jan. 20	W	8-3	Chicago
Oct. 23	L	2-5	Detroit	Jan. 23	W	4-3*	Montreal
Oct. 24	W	5-3	BUFFALO	Jan. 25	L	4-6	EDMONTON
Oct. 27	T	4-4*	LOS ANGELES	Jan. 27	L	1-4	WINNIPEG
Oct. 28	L	0-4	TORONTO	Jan. 28	L	3-6	New Jersey
Oct. 31	W	5-4*	Quebec	Jan. 30	W	4-2	CHICAGO
Nov. 3	W	5-1	PHILADELPHIA	Feb. 2	W	3-2*	WASHINGTON
Nov. 5	W	4-2	NY Islanders	Feb. 4	L	1-0	MINNESOTA
Nov. 7	L	1-4	Boston	Feb. 6	W	5-4	HARTFORD
Nov. 11	W	3-2	WASHINGTON	Feb. 7	L	3-6	NY Rangers
Nov. 12	L	2-5	Philadelphia	Feb. 13	W	7-5	Los Angeles
Nov. 14	W	3-2*	NY RANGERS	Feb. 17	L	0-5	Vancouver
Nov. 17	L	4-6	Vancouver	Feb. 19	L	3-7	Edmonton
Nov. 20	L	1-4	Edmonton	Feb. 21	L	4-5	ST. LOUIS
Nov. 21	T	4-4*	Calgary	Feb. 23	L	3-4*	WINNIPEG
Nov. 25	W	6-4	QUEBEC	Feb. 25	L	1-2	NY Rangers
Nov. 27	W	4-2	Washington	Feb. 28	L	5-7	Chicago
Nov. 28	T	5-5	WASHINGTON	Mar. 1	W	8-3	MINNESOTA
Dec. 2	L	1-7	NY ISLANDERS	Mar. 5	W	8-3	NY ISLANDERS
Dec. 5	W	6-3	YANCOUVER	Mar. 7	W	5-4	Calgary
Dec. 8	W	5-2	CALGARY	Mar. 10	L	4-6	St. Louis
Dec. 11	W	6-4	NY ISLANDERS	Mar. 12	L	3-6	Minnesota
Dec. 12	L	2-5	St. Louis	Mar. 13	W	5-4	Winnipeg
Dec. 15	L	2-6	PHILADELPHIA	Mar. 16	W	5-2	TORONTO
Dec. 17	W	7-4	New Jersey	Mar. 19	W	7-0	PHILADELPHIA
Dec. 19	W	4-3	NY RANGERS	Mar. 20	L	2-4	Philadelphia
Dec. 20	W	8-4	NY Rangers	Mar. 23	W	7-1	WASHINGTON
Dec. 23	L	2-8*	NEW JERSEY	Mar. 25	W	5-2	MONTREAL
Dec. 26	W	6-3	DETROIT	Mar. 27	W	6-3	Quebec
Dec. 27	T	3-3*	Buffalo	Mar. 29	L	0-4	New Jersey
Dec. 29	T	4-4*	BOSTON	Mar. 31	L	2-7	NEW JERSEY
Jan. 1	L	1-5	Washington	Apr. 2	W	7-6*	Washington
Jan. 2	L	2-3	NY Islanders	Apr. 3	W	4-2	HARTFORD
Jan. 5	T	4-4*	LOS ANGELES	Apr. 3	W	4-2	HARTFORD
Jan. 7	L	2-3	BOSTON				

SEASON HIGHLIGHTS

- Gene Ubriaco is named 11th Penguins head coach on June 28.
- Mario Lemieux sets a club record with five goals vs. New Jersey on Dec. 31, scoring each type of goal possible with an even strength, power play, short-handed, penalty shot and empty net goal.
- For the first time in Penguins history, three players (Lemieux 199, Rob Brown 115 and Paul Coffey 113) record 100 point seasons.
- Lemieux sets Penguins records for goals (85), assists (114), points (199), power play goals (31), short-handed goals (13) and hat tricks (9)
- Penguins set an NHL record with 119 power play goals.
- Penguins return to the playoffs after a seven-year absence, sweeping the New York Rangers before losing to Philadelphia in seven games.
- Lemieux ties two NHL playoff records with five goals and eight points in one playoff game vs. Philadelphia in a 10-7 Penguins win.
- Coffey and Lemieux are named NHL First Team All-Stars.
- Lemieux wins his second consecutive Art Ross Trophy.

MAJOR TRADES

- Sept. 1, 1988 - Obtained Wendell Young and a seventh round choice in the 1990 Entry Draft from Philadelphia for a third round choice in the 1990 Entry Draft.
- Nov. 12, 1988 - Obtained Tom Barrasso and a third round choice in the 1990 Entry Draft from Buffalo for Doug Bodger and Darrin Shannon.
- Dec. 17, 1988 - Obtained Gord Dineen and Scott Bjugstad from Minnesota for Ville Siren and Steve Gatoas.

FINAL STATISTICS

PLAYERS	SCORING				PIM
	GP	G	A	PTS	
Mario Lemieux	76	85	114	199	100
Rob Brown	68	49	66	115	118
Paul Coffey	75	30	83	113	193
Dan Quinn	79	34	60	94	102
Bob Errey	76	26	32	58	124
John Cullen	79	12	37	49	112
Zarley Zalapski	58	12	33	45	57
Randy Cunneynorth	70	25	19	44	156
Phil Bourque	80	17	26	43	97
Dave Hannan	72	10	20	30	157
Randy Hillier	68	1	23	24	141
Troy Loney	69	10	6	16	165
Jim Johnson	76	2	14	16	163
Kevin Stevens	24	12	3	15	19
Jock Callander	30	6	5	11	20
Tom Barrasso	54	0	8	8	70
Dan Frawley	46	3	4	7	66
Steve Dykstra	65	1	6	7	126
Chris Dahlquist	43	1	5	6	42
Rod Buskas	52	1	5	6	105
Doug Bodger	10	1	4	5	7
Jay Caufield	58	1	4	5	44
Gord Dineen	40	1	3	4	285
Scott Bjugstad	24	3	0	3	4
Dave McLlwain	24	1	2	3	4
Mark Kachowsky	12	1	1	2	43
Mark Recchi	15	1	1	2	0
Wendell Young	22	0	2	2	4
Ville Siren	12	1	0	1	14
Steve Guenette	11	0	1	1	0
Rich Tabaracci	1	0	0	0	2
Perry Ganchar	3	0	0	0	0
Frank Pietrangelo	15	0	0	0	2
Richard Zemiak	34	0	0	0	148
Bench					16

GOALTEENDING

PLAYERS (W-L-T)	GP	MP	GA	SO	GAA
Frank Pietrangelo (5-3-0)	15	669	45	0	4.04
Tom Barrasso (18-15-7)	44	2406	162	0	4.04
Steve Guenette (5-6-0)	11	574	41	0	4.29
Wendell Young (12-9-0)	22	1150	92	0	4.80
Rich Tabaracci (0-0-0)	1	33	4	0	7.27
TOTALS (40-33-7)	80	4844	349	0	4.32

FINAL PATRICK DIVISION STANDINGS

TEAMS	GP	W	L	T	GF	GA	PTS
Washington	80	41	29	10	305	259	92
Pittsburgh	80	40	33	7	347	349	87
NY Rangers	80	37	35	8	310	307	82
Philadelphia	80	36	36	8	307	285	80
New Jersey	80	27	41	12	281	325	66
NY Islanders	80	28	47	5	265	325	61

GAME BY GAME RESULTS

DATE	W-L-T	SCORE	OPP	DATE	W-L-T	SCORE	OPP	
Oct. 7	W	6-4	Washington	Jan. 12	W	9-2	Minnesota	
Oct. 11	L	8-7	WASHINGTON	Jan. 14	T	4-4	NY RANGERS	
Oct. 12	L	5-8	Buffalo	Jan. 15	L	4-4	NY Rangers	
Oct. 15	W	9-2	ST. LOUIS	Jan. 17	L	2-5	NY Islanders	
Oct. 16	W	4-2	PHILADELPHIA	Jan. 20	L	5-7	Winnipeg	
Oct. 21	4-6	New Jersey	Jan. 21	W	7-4	Edmonton		
Oct. 22	W	7-4	CHICAGO	Jan. 26	W	5-4	WINNIPEG	
Oct. 25	W	6-1	CALGARY	Jan. 28	W	10-5	DE ROIT	
Oct. 27	L	3-4	St. Louis	Jan. 31	L	1-5	MONTREAL	
Oct. 28	W	5-4	Montreal	Feb. 2	W	5-3	Philadelphia	
Oct. 30	L	2-9	NY Rangers	Feb. 3	T	3-3	ST. LOUIS	
Nov. 1	W	5-3	VANCOUVER	Feb. 5	W	5-2	Boston	
Nov. 3	L	2-6	QUEBEC	Feb. 9	W	5-2	QUEBEC	
Nov. 6	L	4-5	Philadelphia	Feb. 11	L	1-8	Quebec	
Nov. 8	L	3-7	EDMONTON	Feb. 12	L	2-4	CALGARY	
Nov. 10	W	5-1	TORONTO	Feb. 14	W	7-3	BUFFALO	
Nov. 12	L	2-7	Los Angeles	Feb. 17	L	1-5	Buffalo	
Nov. 13	W	4-2	Vancouver	Feb. 18	L	3-5	NY RANGERS	
Nov. 16	L	5-8	Toronto	Feb. 21	L	1-2	MINNESOTA	
Nov. 18	T	3-6	NY Islanders	Feb. 23	T	6-5	Detroit	
Nov. 23	W	9-2	NY RANGERS	Feb. 25	T	5-5	NY Islanders	
Nov. 25	W	5-3	Washington	Feb. 26	L	6-8	Hartford	
Nov. 26	W	4-3	PHILADELPHIA	Mar. 1	W	4-1	NEW JERSEY	
Nov. 30	W	6-4	WASHINGTON	Mar. 3	L	2-4	Washington	
Dec. 3	W	4-2	NY ISLANDERS	Mar. 5	L	2-4	EDMONTON	
Dec. 4	T	3-3	Boston	Mar. 7	L	2-3	Los Angeles	
Dec. 6	W	7-6	CHICAGO	Mar. 8	R	L	3-10	Calgary
Dec. 8	L	3-4	Philadelphia	Mar. 10	W	5-1	Winnipeg	
Dec. 10	T	4-4	NEW JERSEY	Mar. 12	W	6-5	Chicago	
Dec. 14	W	5-4	LOS ANGELES	Mar. 14	L	2-8	BOSTON	
Dec. 15	W	6-2	NY Islanders	Mar. 16	W	2-1	New Jersey	
Dec. 17	W	3-2	DETROIT	Mar. 18	L	2-7	MONTREAL	
Dec. 20	W	5-3	NY ISLANDERS	Mar. 20	L	2-7	Minnesota	
Dec. 21	W	6-1	Toronto	Mar. 22	L	4-5	WASHINGTON	
Dec. 23	T	2-2	New Jersey	Mar. 25	W	5-4	NEW JERSEY	
Dec. 26	W	4-3*	Hartford	Mar. 28	W	6-4	NY Rangers	
Dec. 29	L	2-3	PHILADELPHIA	Mar. 30	L	5-9	HARTFORD	
Dec. 31	W	8-6	NEW JERSEY	Apr. 1	W	5-2	NY RANGERS	
Jan. 2	L	0-8	Washington	Apr. 2	W	6-5*	Philadelphia	
Jan. 7	L	5-7	VANCOUVER		overtime			
Jan. 10	W	5-3	NY ISLANDERS					

1989-90 PENGUINS REVIEW

SEASON HIGHLIGHTS

- Wendell Young records the first Penguins shutout in two seasons with a 6-0 blanking of the New York Rangers on Nov. 14.
- Craig Patrick is named general manager and head coach on Dec. 5, replacing Tony Esposito and Gene Ubriaco.
- Pittsburgh's Civic Arena plays host to the NHL All-Star Game for the first time on Jan. 21 and Penguins center Mario Lemieux scores four goals on his way to his third All-Star MVP Award.
- Mario Lemieux records a 46-game scoring streak (39-64-103), second longest in NHL history, from Oct. 31 through Feb. 11. The streak is halted when Lemieux leaves the Penguins-Rangers game on Feb. 11 with a back injury.
- Penguins record seven home wins in a row from Feb. 8 through Mar. 17.
- Penguins draft Czechoslovakian right wing Jaromir Jagr with the fifth pick in the first round of the 1990 Entry Draft.

MAJOR TRADES

- June 17, 1989 - Obtained Randy Gilhen, Andrew McBain and Jim Kyte from Winnipeg for Randy Cunneyworth, Rich Tabaracci and Dave McLwain.
- Jan. 8, 1990 - Obtained Rod Buskas, Tony Tanti and Barry Pederson from Vancouver for Dan Quinn, Andrew McBain and Dave Capuano.

FINAL STATISTICS

PLAYERS	GP	G	A	PTS	PIM
Mario Lemieux	59	45	78	123	78
Paul Coffey	80	29	74	103	95
John Cullen	72	32	60	92	138
Rob Brown	80	33	47	80	102
Kevin Stevens	76	29	41	70	171
Mark Recchi	74	30	37	67	44
Tony Tanti	78	28	36	64	72
Phil Bourque	76	22	17	39	108
Bob Errey	78	20	19	39	109
Zarley Zalapski	51	6	25	31	37
Barry Pederson	54	6	25	31	39
Dan Quinn	41	9	20	29	22
Troy Loney	67	11	16	27	168
Randy Gilhen	61	5	11	16	54
Jim Johnson	75	3	13	16	154
Randy Hillier	61	3	12	15	71
Andrew McBain	41	5	9	14	51
Chris Dahlquist	62	4	10	14	56
Jack Callander	30	4	7	11	49
Gilben Deiorne	54	3	7	10	44
Doug Smith	40	4	5	9	97
Gord Dineen	69	1	8	9	125
Richard Zemek	19	1	5	6	43
Jim Kyte	56	3	1	4	125
Wendell Young	43	0	4	4	8
Jay Caufield	37	1	2	3	123
Jamie Leach	10	0	3	3	0
Rod Buskas	23	0	3	3	49
Alain Chevrier	42	0	3	3	8
Mark Kachowski	14	0	1	1	40
Dave Capuano	6	0	0	0	2
Frank Pietrangolo	21	0	0	0	2
Tom Barrasso	24	0	0	0	8
Bench					14

GOALTENDING

PLAYERS (W-L-T)	GP	MP	GA	SO	GAA
Wendell Young (16-20-3)	43	2318	161	1	4.17
Frank Pietrangolo (8-6-2)	21	1066	77	0	4.33
Tom Barrasso (7-12-3)	24	1294	12	0	4.68
Alain Chevrier (1-2-0)	3	166	14	0	5.06
TOTALS (32-40-8)	80	4856	359	0	4.44

FINAL PATRICK DIVISION STANDINGS

TEAMS	GP	W	L	T	GF	GA	PTS
NY Rangers	80	36	31	13	279	267	85
New Jersey	80	37	34	9	295	288	83
Washington	80	36	38	6	284	275	78
NY Islanders	80	31	38	11	281	288	73
Pittsburgh	80	32	40	8	318	359	72
Philadelphia	80	30	39	11	290	297	71

GAME BY GAME RESULTS

DATE	W-L-T	SCORE	OPP	DATE	W-L-T	SCORE	OPP
Oct. 5	L	4-5	Boston	Jan. 8	W	7-5	NY Rangers
Oct. 7	T	4-4	New Jersey	Jan. 10	L	3-6	New Jersey
Oct. 10	W	5-1	WINNIPEG	Jan. 12	W	6-4	Washington
Oct. 14	W	2-1	MONTRÉAL	Jan. 16	W	4-3	PHILADELPHIA
Oct. 15	L	2-4	NY Rangers	Jan. 18	T	3-3	NY RANGERS
Oct. 17	W	7-6	TORONTO	Jan. 23	L	2-4	NEW JERSEY
Oct. 18	L	3-9	ST. LOUIS	Jan. 25	W	5-3	DETROIT
Oct. 21	L	2-4	SUFFALO	Jan. 27	L	3-9	NY Islanders
Oct. 25	L	6-8	TORONTO	Jan. 29	L	2-7	Buffalo
Oct. 26	T	3-3	Detroit	Jan. 30	L	3-6	PHILADELPHIA
Oct. 28	L	1-6	Montreal	Feb. 2	W	6-3	EDMONTON
Oct. 31	L	4-8	LOS ANGELES	Feb. 3	L	4-8	Toronto
Nov. 2	W	5-2	NY ISLANDERS	Feb. 6	L	7-9	NY ISLANDERS
Nov. 4	W	3-1	Edmonton	Feb. 8	W	7-5	WASHINGTON
Nov. 5	L	3-6	Vancouver	Feb. 15	W	7-6	LOS ANGELES
Nov. 9	L	3-4	Chicago	Feb. 11	W	4-1	Philadelphia
Nov. 11	L	3-8	St. Louis	Feb. 14	W	4-3	NY Rangers
Nov. 14	W	6-0	NY RANGERS	Feb. 16	T	3-3	Winnipeg
Nov. 16	W	3-2	QUEBEC	Feb. 18	L	4-6	Chicago
Nov. 18	W	5-3	NY ISLANDERS	Feb. 20	W	6-4	PHILADELPHIA
Nov. 22	L	3-6	NEW JERSEY	Feb. 22	W	4-3	NY ISLANDERS
Nov. 24	W	7-4	Washington	Feb. 24	L	1-11	Montreal
Nov. 25	L	1-4	WASHINGTON	Feb. 26	L	2-3	Quebec
Nov. 28	L	3-6	PHILADELPHIA	Feb. 28	W	2-1	NEW JERSEY
Nov. 30	L	1-4	Philadelphia	Mar. 2	L	5-6	New Jersey
Dec. 2	W	7-4	Quebec	Mar. 4	W	8-6	MINNESOTA
Dec. 6	W	5-3	WASHINGTON	Mar. 6	L	3-4	Edmonton
Dec. 8	W	3-2	New Jersey	Mar. 7	L	3-6	Calgary
Dec. 9	L	4-6	CHICAGO	Mar. 10	L	2-8	Los Angeles
Dec. 12	W	7-6	BOSTON	Mar. 11	L	3-5	Vancouver
Dec. 14	T	4-4	Minnesota	Mar. 15	W	6-1	DETROIT
Dec. 16	L	3-4	Calgary	Mar. 17	L	2-6	MINNESOTA
Dec. 19	L	4-8	HARTFORD	Mar. 19	T	2-2	NY Islanders
Dec. 21	W	5-2	WASHINGTON	Mar. 22	L	3-5	Philadelphia
Dec. 23	L	6-8	NY Islanders	Mar. 24	T	3-3	CALGARY
Dec. 26	L	3-6	Washington	Mar. 25	L	2-4	Hartford
Dec. 27	W	7-4	NY RANGERS	Mar. 27	T	3-3	HARTFORD
Dec. 31	W	5-4	NY Rangers	Mar. 29	L	4-5	ST. LOUIS
Jan. 2	L	2-5	BOSTON	Mar. 31	L	2-3	BUFFALO
Jan. 4	W	4-3	VANCOUVER				
Jan. 6	W	5-3	WINNIPEG				

SEASON HIGHLIGHTS

- Bob Johnson is hired as head coach and Scott Bowman is named director of player development and recruitment on June 12, 1990.
- Mario Lemieux returns to the Penguins lineup on Jan 26 at Quebec after missing 50 games with a back injury.
- Penguins win their first-ever division title, capturing the Patrick Division crown with a 7-4 win at Detroit.
- Thanks to a 4-1 win vs. Washington at the Civic Arena, the Penguins win their first Patrick Division Playoff Championship.
- The Penguins earn the right to play for the Stanley Cup, beating the Boston Bruins, four games to two, to capture their first Wales Conference

- Championship.
- With an 8-0 victory over Minnesota, the Penguins become Stanley Cup Champions, defeating the North Stars four games to two.
- Lemieux wins the Conn Smythe Trophy as playoff MVP.
- Jaromir Jagr is named to the NHL All-Rookie Team.

MAJOR TRADES

- June 16, 1990 - Obtained Joey Mullen from Calgary for a second round choice in the 1990 Entry Draft.
- Oct. 27, 1990 - Obtained Gord Roberts from St. Louis for future considerations.
- Dec. 11, 1990 - Obtained Larry Murphy and Peter Taglianetti from Minnesota for Jim Johnson and Chris Dahlquist.
- Dec. 13, 1990 - Obtained Jiri Hrdina from Calgary for Jim Kyte.
- Dec. 21, 1990 - Obtained Scott Young from Hartford for Rob Brown.
- Mar. 4, 1991 - Obtained Ron Francis, Ulf Samuelsson and Grant Jennings from Hartford for John Cullen, Zarely Zalapski and Jeff Parker.

FINAL STATISTICS

PLAYERS	GP	G	A	PTS	PIM
Mark Recchi	78	40	73	113	48
John Cullen	65	31	63	94	83
Paul Coffey	76	24	69	93	128
Ron Francis	81	23	64	87	72
Kevin Stevens	80	40	46	86	133
Jaromir Jagr	80	27	30	57	42
Zarely Zalapski	66	12	36	48	59
Mario Lemieux	26	19	26	45	30
Larry Murphy	75	9	34	43	68
Bob Errey	79	20	22	42	115
Scott Young	77	17	25	42	41
Joe Mullen	47	17	22	39	6
Phil Bourque	78	20	14	34	106
Bryan Trottier	52	9	19	28	24
Ulf Samuelsson	76	4	22	26	211
Randy Gilhen	72	15	10	25	51
Jiri Hrdina	51	6	17	23	17
Paul Stanton	75	5	18	23	40
Tony Tanti	46	6	12	18	44
Troy Loney	44	7	9	16	85
Gord Roberts	64	3	13	16	78
Barry Pederson	46	6	8	14	21
Peter Taglianetti	55	3	9	12	107
Grant Jennings	57	2	7	9	108
Jim Johnson	24	0	5	5	23
Tom Barrasso	48	0	5	5	40
Randy Hillier	31	2	2	4	32
Chris Dahlquist	22	1	2	3	30
Jamie Leach	7	2	0	2	0
Jay Caulfield	23	1	1	2	71
Jeff Daniels	11	0	2	2	2
Ken Priestlary	2	0	1	1	0
Wendell Young	18	0	1	1	0
Frank Pietrangolo	25	0	1	1	24
Jim Kyte	1	0	0	0	2
Jim Paek	3	0	0	0	9
Gord Dineen	9	0	0	0	6
Bench					8

GOALTEENDING

PLAYERS (W-L-T)	GP	MP	GA	SO	GAA
Tom Barrasso (17-16-3)	48	2754	165	1	3.59
Frank Pietrangolo (10-11-1)	25	1311	86	0	3.94
Wendell Young (4-6-2)	18	773	52	0	4.04
TOTALS (41-33-6)	80	4843	305	1	3.78

FINAL PATRICK DIVISION STANDINGS

TEAMS	GP	W	L	T	GF	GA	PTS
Pittsburgh	80	41	33	6	342	305	88
NY Rangers	80	36	31	13	297	265	85
Washington	80	37	36	7	258	258	81
New Jersey	80	32	33	15	272	264	79
Philadelphia	80	33	37	10	252	267	76
NY Islanders	80	25	45	10	223	290	60

GAME BY GAME RESULTS

DATE	W-L-T	SCORE	OPP	DATE	W-L-T	SCORE	OPP
Oct. 5	W	7-4	Washington	Dec. 31	W	4-3	ST LOUIS
Oct. 7	W	7-4	NEW JERSEY	Jan 3	L	5-7	NY RANGERS
Oct. 9	L	3-4	St. Louis	Jan 5	W	5-2	NEW JERSEY
Oct. 11	L	1-4	Chicago	Jan 8	L	3-6	Montreal
Oct. 13	W	6-4	NY Islanders	Jan 8	W	6-1	EDMONTON
Oct. 16	L	1-5	PHILADELPHIA	Jan 10	W	5-1	CALGARY
Oct. 19	T	4-4	Buffalo	Jan 15	L	4-5	Philadelphia
Oct. 20	L	3-4	NY RANGERS	Jan 17	W	6-5*	Toronto
Oct. 23	L	4-5	MONTREAL	Jan 22	W	5-3	NEW JERSEY
Oct. 25	W	6-0	QUEBEC	Jan 26	W	6-5	Quebec
Oct. 27	L	5-7	New Jersey	Jan 29	W	3-2*	WASHINGTON
Oct. 28	W	8-3	NY ISLANDERS	Jan 31	L	2-4	Philadelphia
Oct. 30	W	6-2	Philadelphia	Feb. 2	W	6-2	BOSTON
Nov. 3	W	3-1	NY RANGERS	Feb. 3	L	3-6	Boston
Nov. 6	W	6-5	CALGARY	Feb. 6	L	2-6	Winnipeg
Nov. 8	L	2-3	ST LOUIS	Feb. 11	L	5-7	Edmonton
Nov. 10	T	3-3	Boston	Feb. 14	W	5-2	NY ISLANDERS
Nov. 13	W	4-1	Minnesota	Feb. 16	L	3-4	NY Islanders
Nov. 14	W	6-4	Winnipeg	Feb. 19	W	6-3	BUFFALO
Nov. 17	L	1-2*	Los Angeles	Feb. 21	W	11-4	TORONTO
Nov. 21	L	4-5	PHILADELPHIA	Feb. 22	L	2-5	New Jersey
Nov. 23	L	3-7	Washington	Feb. 24	T	5-5	Washington
Nov. 24	W	3-2*	WASHINGTON	Feb. 26	L	2-8	Los Angeles
Nov. 27	L	3-7	EDMONTON	Feb. 27	L	3-4	Vancouver
Nov. 29	L	4-6	HARTFORD	Mar. 1	L	2-6	Calgary
Dec. 1	L	3-6	Minnesota	Mar. 5	W	4-1	VANCOUVER
Dec. 3	W	9-4	NY Rangers	Mar. 7	W	3-2	LOS ANGELES
Dec. 5	L	1-3	WASHINGTON	Mar. 9	W	5-2	Hartford
Dec. 7	T	2-2*	VANCOUVER	Mar. 10	W	4-3	NY Islanders
Dec. 8	L	1-3	Hartford	Mar. 12	T	4-4*	MONTREAL
Dec. 11	L	1-4	CHICAGO	Mar. 16	W	6-3	QUEBEC
Dec. 13	W	9-5	NEW JERSEY	Mar. 17	W	4-2	NY Rangers
Dec. 14	W	4-3	Buffalo	Mar. 19	L	4-5	New Jersey
Dec. 16	W	4-1	DETROIT	Mar. 21	W	5-4*	NY RANGERS
Dec. 18	W	9-2	WINNIPEG	Mar. 23	W	5-7	CHICAGO
Dec. 20	W	4-3	MINNESOTA	Mar. 26	W	3-1	Philadelphia
Dec. 22	W	4-3	NY Islanders	Mar. 27	W	7-4	Detroit
Dec. 23	L	3-4	NY ISLANDERS	Mar. 30	T	4-4*	PHILADELPHIA
Dec. 26	W	7-3	Washington	Mar. 31	L	3-6	NY Rangers
Dec. 28	W	5-0	DETROIT				
Dec. 29	L	3-6	Toronto				

PENGUINS ALL-TIME ROSTER

(Players with * are currently in the Penguins organization.)

	Years	Pos.-No	REGULAR SEASON							PLAYOFFS				
			GP	G	A	TP	PIM	GP	G	A	TP	PIM		
Aitken, Brad	87-88/90-91	LW-17/35	11	1	2	3	25	-	-	-	-	-	-	-
Selected in third round of NHL Entry Draft (Sault Ste. Marie, OHL), June 1986. Traded to Edmonton Oilers for Kim Isset, March 1991.														
Anderson, Russ	76-82	D-7	353	15	77	92	684	10	0	3	3	28	-	-
Selected in second round of NHL Amateur Draft (Univ. of Minnesota, WCHA), June 1975. Traded with an eighth round choice in 1983 NHL Entry Draft to Hartford Whalers for Rick MacIeish, December 1981.														
Andrea, Paul	67-69	RW-22	91	18	27	45	4	-	-	-	-	-	-	-
Acquired with Dunc McCallum and George Konik from New York Rangers for Lerry Jeffery, June 1967. Drafted by Oakland Seals in Intra-League Draft, June 1970.														
Angolli, Lou	68-69	C-7	71	17	20	37	36	-	-	-	-	-	-	-
Acquired from Philadelphia Flyers in a three-way deal with St. Louis Blues in which Pittsburgh traded Ab McDonald to St. Louis, June 1968. Traded with a first-round choice in 1971 NHL Amateur Draft to St. Louis for Ron Schock and Craig Cameron, June 1969.														
Apps, Syl	70-78	C-26	495	151	349	500	241	19	4	4	8	4	-	-
Acquired with Sheldon Kannegisser from New York Rangers for Glen Sather, January 1971. Traded with Hartland Monahan to Los Angeles Kings for Gene Carr, Dave Schultz and a fourth round choice in 1978 NHL Amateur Draft, November 1977.														
Arbour, John	68-69	D-3	17	0	2	2	35	-	-	-	-	-	-	-
Purchased with Jean Pronovost from Boston Bruins, May 1968. Sold to Vancouver Canucks, June 1970.														
Arnason, Chuck	73-76	RW-9	149	47	42	89	32	9	2	4	6	4	-	-
Acquired with Bob Paradise from Atlanta Flames, January 1974. Traded with Steve Durbano and a first round choice in 1976 NHL Amateur Draft to Kansas City Scouts for Simon Nolet, Ed Gilbert and a first round choice in 1976 NHL Amateur Draft, January 1976.														
Awrey, Don	76-77	D-24	79	1	12	13	40	3	0	1	1	0	-	-
Acquired from Montreal Canadiens for a third round choice in 1978 NHL Amateur Draft and future considerations, August 1976. Negotiating rights traded to Washington Capitals for Bob Paradise, October 1977.														
-B-														
Babych, Wayne	84-86	RW-10/26	67	20	34	54	76	-	-	-	-	-	-	-
Claimed in NHL Waiver Draft from St. Louis Blues, October 1984. Traded to Quebec Nordiques for future considerations, October 1985.														
Barraso, Tom*	89-92	G-31/35	173	0	14	14	127	52	0	4	4	14	-	-
Acquired with a third round choice in 1990 NHL Entry Draft from Buffalo Sabres for Doug Bodger and Darrin Shannon, November, 1988.														
Barrie, Doug	68-69	D-23	8	1	1	2	8	-	-	-	-	-	-	-
Purchased from Detroit Red Wings, October 1968. Selected in NHL Expansion Draft by Buffalo Sabres, June 1970.														
Bassen, Hank	67-68	G-1	25	0	0	0	8	-	-	-	-	-	-	-
Acquired from Detroit Red Wings for Roy Edwards, September 1967. Retired, August 1968.														
Bathgate, Andy	67-68/70-71	RW-9	150	35	68	103	89	-	-	-	-	-	-	-
Claimed from Detroit Red Wings in NHL Expansion Draft, June 1967. Loaned to Vancouver Canucks (WHL), September 1968.														
Baxter, Paul	80-83	D-4	202	25	69	94	851	10	0	1	1	42	-	-
Signed as a free agent after release by Quebec Nordiques, August 1980. Signed as a free agent by Calgary Flames, September 1983.														
Belanger, Roger	84-85	C-24	44	3	5	8	32	-	-	-	-	-	-	-
Selected in first round of NHL Entry Draft (Kingston, OHL) June 1984. Released as a free agent, June 1988.														
Belland, Neil	86-87	D-22	3	0	1	1	0	-	-	-	-	-	-	-
Signed as a free agent, September 1986. Released as a free agent, July 1987.														
Bennett, Harvey	74-75/76-77	C-28	32	3	3	6	53	-	-	-	-	-	-	-
Signed as a free agent, June 1974. Traded to Washington Capitals for Stan Gilbertson, December 1975.														
Bergeron, Yves	74-75	RW-20/27	3	0	0	0	0	-	-	-	-	-	-	-
Selected in eighth round of NHL Amateur Draft (Shawinigan, QJHL), June 1972. Released as a free agent, June 1977.														
Beverley, Nick	73-74	D-25	67	2	14	16	21	-	-	-	-	-	-	-
Acquired from Boston Bruins for Darryl Edestrand, October 1973. Traded to New York Rangers for Vic Hadfield, May 1974.														
Bianchin, Wayne	73-79	LW-14	265	68	41	109	130	3	0	1	1	6	-	-
Selected in second round of NHL Amateur Draft (Flin Flon, WCHL), May 1973. Claimed by Edmonton Oilers in NHL Expansion Draft, June 1979.														
Bignell, Larry	73-74	D-23/24	20	0	3	3	2	3	0	0	0	2	-	-
Selected in third round of NHL Amateur Draft (Edmonton Oil Kings, WCHL), June 1970. Released as a free agent, September 1975.														
Binkley, Les	67-72	G-30	196	0	1	1	2	7	0	0	0	0	-	-
Purchased from Cleveland Barons (AHL), September 1966. Signed as a free agent by Ottawa Nationals (WHA), September 1972.														
Bjugstad, Scott	88-89	RW-27	24	3	0	3	4	-	-	-	-	-	-	-
Acquired with Gord Dineen from Minnesota North Stars for Ville Siren and Steve Gotaas, December 1988. Signed by Los Angeles Kings as a free agent, August 1989.														
Blackburn, Bob	69-71	D-4	124	8	12	20	105	7	0	0	0	4	-	-
Selected in Intra-League Draft from New York Rangers, June 1969. Sold to Vancouver Canucks (WHL), September 1971.														
Bladon, Tom	78-80	D-2	135	6	29	35	99	8	0	5	5	2	-	-
Acquired with Orest Kindrachuk and Ross Lonsberry from Philadelphia Flyers for a first round choice in 1978 NHL Amateur Draft, June 1978. Signed by Edmonton Oilers as a free agent, July 1980.														
Blaisdell, Mike	85-87	RW-26	76	16	15	31	38	-	-	-	-	-	-	-
Claimed from New York Rangers in NHL Waiver Draft, October 1985. Signed by Toronto Maple Leafs as a free agent, July 1987.														

PENGUINS ALL-TIME ROSTER

(Players with * are currently in the Penguins organization.)

	Years	Pos.-No	REGULAR SEASON							PLAYOFFS						
			GP	G	A	TP	PIM	GP	G	A	TP	PIM				
Bodger, Doug	84-89	D-3/33	299	35	132	167	293	-	-	-	-	-	-	-		
Selected in first round of NHL Entry Draft (Kamloops, WHL), June 1984. Traded with Darrin Shannon to Buffalo Sabres for Tom Barrasso and a third round choice in 1990 NHL Entry Draft, November 1989.																
Boivin, Leo	67-69	D-2	114	14	26	40	100	-	-	-	-	-	-			
Claimed from Detroit Red Wings in NHL Expansion Draft, June 1967. Traded to Minnesota North Stars for Duane Rupp, January 1969																
Bourque, Phil	83-84/85-92	LW-10/2/4/29	344	75	89	164	435	56	13	12	25	107	-			
Signed as a free agent, October 1982. Signed as a free agent by New York Rangers, August 1992																
Boutette, Pat	81-85	LW-15	247	65	109	174	548	5	3	1	4	8	-			
Acquired with Kevin McClelland from Hartford Whalers as compensation for Hartford's signing Greg Millen, June 1981. Traded to Hartford Whalers for the NHL rights to Ville Siren, November 1984.																
Boyd, Randy	81-84	D-8	84	4	17	21	126	3	0	0	0	11	-			
Selected in third round of NHL Entry Draft (Ottawa, OHL), June 1980. Traded to Chicago Blackhawks for Greg Fox December 1983.																
Boyer, Wally	68-72	C-18	203	32	62	94	81	10	1	2	3	0	-			
Acquired from Montreal Canadiens for Al MacNeil, June 1968. Released as a free agent, January 1976.																
Brickley, Andy	83-85	LW-23	95	25	35	60	19	-	-	-	-	-	-			
Acquired with Ron Flockhart, Mark Taylor and a first and a third round choice in 1984 NHL Entry Draft from Philadelphia Flyers for Rich Sutter and a second and a third round choice in 1984 NHL Entry Draft, October 1983. Signed by New Jersey Devils as a free agent, July 1986.																
Briere, Michel	69-70	C-21	76	12	32	44	20	10	5	3	8	17	-			
Selected in second round of NHL Amateur Draft (Shawinigan, QJHL), June 1969. Died from injuries suffered in an auto accident, May 1970.																
Brown, Andy	72-74	G-29/30	45	0	0	0	62	-	-	-	-	-	-			
Acquired from Detroit Red Wings for a third round choice in 1973 NHL Amateur Draft and cash, February 1973. Signed as a free agent by Indianapolis Racers (WHL), July 1974.																
Brown, Rob	87-91	RW-44	224	112	143	255	307	11	5	3	8	22	-			
Selected in fourth round of NHL Entry Draft (Kamloops, WHL), June 1986. Traded to Hartford Whalers for Scott Young, December 1990.																
Bullard, Mike	80-87	C-22	382	186	175	361	388	9	4	4	8	4	-			
Selected in first round of NHL Entry Draft (Brantford, OHL), June 1980. Traded to Calgary Flames for Dan Quinn, November 1986.																
Bulley, Ted	83-84	LW-24	26	3	2	5	12	-	-	-	-	-	-			
Signed as a free agent, September 1983. Released as a free agent, July 1984.																
Burns, Charlie	68-69	C-9	76	13	38	51	22	-	-	-	-	-	-			
Claimed from Oakland Seals in Intra-League Draft, June 1968. Claimed by Minnesota North Stars in Intra-League Draft June 1969.																
Burns, Robin	70-73	LW-10/20/25	41	0	5	5	32	-	-	-	-	-	-			
Purchased from Montreal Canadiens, September 1970. Selected by Kansas City Scouts in NHL Expansion Draft, June 1974.																
Burrows, Dave	71-78/80-81	D-4/8	573	24	108	132	301	20	1	3	4	16	-			
Selected from Chicago Blackhawks in Intra-League Draft, June 1971. Traded to Toronto Maple Leafs for Randy Carlyle and George Ferguson, June 1978. Acquired with Paul Gardner from Toronto Maple Leafs for Kim Davis and Paul Marshall, November 1980. Released as a free agent July 1982.																
Buskas, Rod	82-90	D-7	431	16	48	64	959	10	0	0	0	23	-			
Selected in sixth round of NHL Entry Draft (Medicine Hat, WHL), June 1981. Traded to Vancouver Canucks for a sixth round choice in 1990 NHL Entry Draft, October 1989. Acquired with Tony Tanti and Barry Pederson for Dan Quinn Andrew McBain and Dave Capuano, January 1990. Selected by Los Angeles Kings in NHL Waiver Draft, October 1990.																
-C-																
Callander, Jock	87-90/92	RW-14/36	101	21	28	49	114	22	3	8	11	10	-			
Signed as a free agent, July 1987. Signed by Tampa Bay Lightning as a free agent, July 1992.																
Campbell, Colin	74-76/77-79	D-6	243	14	52	66	517	19	2	7	9	51	-			
Selected in second round of NHL Amateur Draft (Peterborough OHA), May 1973. Rights transferred to Colorado Rockies for 1976-77 as part compensation for an earlier deal, September 1976. Claimed by Edmonton Oilers in NHL Expansion Draft, June 1979.																
Capuano, Dave	89-90	RW-15	6	0	0	0	2	-	-	-	-	-	-			
Acquired in second round of NHL Entry Draft (Cumberland, RI, Mt. St. Charles H. S.), June 1986. Traded with Andrew McBain and Dan Quinn to Vancouver Canucks for Rod Buskas, Barry Pederson and Tony Tanti, January 1990.																
Cardwell, Steve	70-73	LW-15/20	53	9	11	20	35	4	0	0	0	2	-			
Selected in fifth round of NHL Amateur Draft (Oshawa, OHA), May 1970. Signed by Minnesota Fighting Saints (WHA) as a free agent, May 1973.																
Carlyle, Randy	78-84	D-25	397	66	257	323	582	22	6	8	14	41	-			
Acquired with George Ferguson from Toronto Maple Leafs for Dave Burrows, June 1978. Traded to Winnipeg Jets for a first round choice in 1984 NHL Entry Draft and future considerations, March 1984. Pittsburgh received Moe Mantha to complete the deal, May 1984.																
Carr, Gene	77-78	C-28	70	17	37	54	76	-	-	-	-	-	-			
Acquired with Dave Schultz and a fourth round choice in 1978 NHL Amateur Draft from Los Angeles Kings for Syl Apps and Hartland Monahan, November 1977. Signed as a free agent by Atlanta Flames, June 1978.																
Cassidy, Tom	77-78	C-11	26	3	4	7	15	-	-	-	-	-	-			
Signed as a free agent, October 1977. Loaned to Baltimore Clippers (AHL), December 1977.																
Caufield, Jay *	88-92	RW-16	170	3	7	10	654	14	0	0	0	30	-			
Claimed from Minnesota North Stars in NHL Waiver Draft, October 1988.																
Chabot, John	84-87	C-9	216	36	98	134	26	-	-	-	-	-	-			
Acquired from Montreal Canadiens for Ron Flockhart, November 1984. Signed as a free agent by Detroit Red Wings, June 1987.																

PENGUINS ALL-TIME ROSTER

(Players with * are currently in the Penguins organization.)

	Years	Pos.-No	REGULAR SEASON							PLAYOFFS			
			GP	G	A	TP	PIM	GP	G	A	TP	PIM	
Chapman, Blair	76-80	RW-9	227	48	51	99	71	10	2	1	3	9	
Selected in first round of NHL Amateur Draft (Saskatoon, WHL), June 1976. Traded to St. Louis Blues for Bob Stewart, November 1979.													
Charlesworth, Todd	83-86/87-88	D-2/6/27/34	86	3	9	12	41	-	-	-	-	-	
Selected in second round of NHL Entry Draft (Oshawa, OHL), June 1983. Signed as a free agent by Edmonton Oilers, June 1989.													
Chevrier, Alain	89-90	G-30	3	0	1	1	2	-	-	-	-	-	
Acquired from Chicago Blackhawks for future considerations, March 1990. Signed as a free agent by Detroit Red Wings, July 1990.													
Chorney, Marc	80-84	D-16/24	139	5	18	23	151	7	0	1	1	2	
Selected in fifth round of NHL Entry Draft (Univ. of North Dakota, WCHA), August 1979. Traded to Los Angeles Kings for a sixth round choice in 1985 NHL Entry Draft, October 1983.													
Chychrun, Jeff*	92	D-6	17	0	1	1	35	-	-	-	-	-	
Acquired with Brian Benning and a first round choice in 1992 NHL Entry Draft from Los Angeles Kings for Paul Coffey, February 1992.													
Clackson, Kim	79-80	D-6	45	0	3	3	166	3	0	0	0	37	
Claimed from Winnipeg Jets in NHL Expansion Draft, June 1979. Sent to Quebec Nordiques as compensation for Pittsburgh's signing of Paul Baxter, August 1980.													
Coffey, Paul	87-92	D-77	331	108	332	440	573	23	4	22	26	37	
Acquired with Dave Hunter and Wayne Van Dorp from Edmonton Oilers for Craig Simpson, Chris Joseph, Moe Mantha and Dave Hannan, November 1987. Traded to Los Angeles Kings for Jeff Chychrun, Brian Benning and a first round choice in NHL Entry Draft, February 1992.													
Corrigan, Mike	76-78	LW-27	98	22	39	61	46	2	0	0	0	0	
Acquired from Los Angeles Kings for a fifth round choice in 1977 NHL Amateur Draft, October 1976. Released as a free agent, June 1978.													
Cossette, Jacques	75-79	RW-20/27	64	8	6	14	29	3	0	1	1	4	
Selected in second round of NHL Amateur Draft (Sorel, QJHL), May 1974. Released as a free agent, February 1985.													
Crowder, Bruce	84-85	RW-28	26	4	7	11	23	-	-	-	-	-	
Claimed from Boston Bruins in NHL Waiver Draft, October 1984. Released as a free agent, February 1985.													
Cullen, John	88-91	C-11	216	75	160	235	333	11	3	6	9	28	
Signed as a free agent, June 1988. Traded with Zarley Zalapski and Jeff Parker to Hartford Whalers for Ron Francis, Ulf Samuelsson and Grant Jennings, March 1991.													
Cunneynworth, Randy	85-89	LW-15	295	101	115	216	513	11	3	5	8	26	
Acquired with Mike Moller from Buffalo Sabres for Pat Hughes, October 1985. Traded with Dave McLlwain and Rich Tabaracci to Winnipeg Jets for Andrew McBain, Jim Kyle and Randy Gilhen, June 1989.													
-D-													
Dahliquist, Chris	85-91	D-214	195	10	26	36	221	2	0	0	0	0	
Signed as a free agent, May 1985. Traded with Jim Johnson to Minnesota North Stars for Peter Taglianetti and Larry Murphy, December 1990.													
Daley, Joe	68-70	G-1	38	0	0	0	2	-	-	-	-	-	
Selected from Detroit Red Wings in NHL Expansion Draft, June 1967. Claimed by Buffalo Sabres on waivers, June 1970.													
Daniels, Jeff*	90-92	LW-18/20	13	0	2	2	2	-	-	-	-	-	
Selected in sixth round of NHL Entry Draft (Oshawa, OHL), June 1986.													
Davis, Kim	77-81	LW-16/22/30	34	5	7	12	47	4	0	0	0	0	
Selected in third round of NHL Amateur Draft (Flin Flon, WCHL), June 1977. Traded with Paul Marshall to Toronto Maple Leafs for Paul Gardner and Dave Burrows, November 1980.													
Dea, Billy	67-69	LW-14	139	26	20	46	12	-	-	-	-	-	
Claimed from Chicago Blackhawks in NHL Expansion Draft, June 1967. Traded to Detroit Red Wings for Mike McMahon, October 1969.													
DeBenedet, Nelson	74-75	LW-23	31	6	3	9	11	-	-	-	-	-	
Acquired from Detroit Red Wings for Hank Nowak and a third round choice in NHL Amateur Draft, May 1974. Released as a free agent, July 1976.													
DeFazio, Dean	83-84	LW-12	22	0	2	2	28	-	-	-	-	-	
Selected in ninth round of NHL Entry Draft (Brantford, OHA), June 1981. Released as a free agent July 1986.													
Delorme, Gilbert	89-90	D-27	54	3	7	10	44	-	-	-	-	-	
Signed as a free agent June 1989. Released as a free agent, July 1992.													
DeMarco, Ab	73-75	D-5	42	9	13	22	8	-	-	-	-	-	
Acquired with Steve Durbano and Bob Kelly from St. Louis Blues for Bryan Watson, Greg Polis and a second round choice in 1974 NHL Amateur Draft January 1974. Traded to Vancouver Canucks for Barry Wilkins, November 1974.													
Dillabough, Bob	67-69	LW-15	61	7	12	19	20	-	-	-	-	-	
Selected from Boston Bruins in NHL Expansion Draft, June 1967. Traded to Oakland Seals for Billy Harris, November 1968.													
Dineen, Gord	88-92	D-5	117	2	10	12	173	11	0	2	2	8	
Acquired with Scott Bjuggstad from Minnesota North Stars for Ville Siren and Steve Gotaas, December 1988. Released as a free agent, July 1992.													
Dion, Michel	81-85	G-29	151	0	5	5	14	5	0	0	0	0	
Signed as a free agent June 1981. Released as a free agent, July 1985.													
Duguay, Ron	85-87	RW-10/35	53	11	20	31	36	-	-	-	-	-	
Acquired from Detroit Red Wings for Doug Shedden, March 1986. Traded to New York Rangers for Chris Kontos, January 1987.													
Durbano, Steve	73-76	D-7	66	4	23	27	309	-	-	-	-	-	
Acquired with Ab DeMarco and Bob Kelly from St. Louis Blues for Bryan Watson, Greg Polis and a second round choice in 1974 NHL Amateur Draft January 1974. Traded with Chuck Arnason and a first round choice in 1976 NHL Amateur Draft to Kansas City Scouts for Simon Nolet, Ed Gilbert and a first round choice in 1976 NHL Amateur Draft, January 1976.													

PENGUINS ALL-TIME ROSTER

(Players with * are currently in the Penguins organization.)

	Years	Pos.-No	REGULAR SEASON					PLAYOFFS				
			GP	G	A	TP	PIM	GP	G	A	TP	PIM
Dykstra, Steve	88-89	D-22	65	1	6	7	126	1	0	0	0	2
Selected from Edmonton Oilers in NHL Waiver Draft, October 1988. Signed as a free agent by Hartford Whalers, October 1989.												
-E-												
Edstrand, Darryl	71-74	D-25	158	25	47	72	140	4	0	2	2	0
Purchased from Hershey Bears (AHL), June 1970. Traded to Boston Bruins for Nick Beverley, October 1973.												
Eduer, Tom	77-78	D-2	58	5	38	43	18	-	-	-	-	-
Acquired from Colorado Rockies for Dennis Owchar, December 1977. Retired, September 1978.												
Edwards, Gary	81-82	G-30	6	0	0	0	2	-	-	-	-	-
Acquired from St. Louis Blues for an eighth round choice in 1984 NHL Entry Draft, February 1982. Released as a free agent, September 1982.												
Edwards, Marv	68-69	G-30	1	0	0	0	0	-	-	-	-	-
Signed as a free agent September 1967. Sold to Toronto Maple Leafs, June 1969.												
Edwards, Roy	71-72	G-1	15	0	1	1	0	-	-	-	-	-
Selected from Chicago Blackhawks in NHL Expansion Draft, June 1967. Traded to Detroit Red Wings for Hank Bassen, September 1967. Purchased from Detroit, June 1971. Traded to Detroit for second round choices in 1973 and 1974 NHL Amateur Drafts, October 1972.												
Erickson, Bryan	87-88	RW-14	11	1	4	5	0	-	-	-	-	-
Acquired from Los Angeles Kings for Chris Kontos and a sixth round choice in 1988 NHL Entry Draft, February 1988. Released as a free agent, August 1988.												
Errey, Bob*	83-92	LW-10/12	518	124	134	258	575	49	9	4	13	51
Selected in first round of NHL Entry Draft (Peterborough, OHL), June 1983.												
-F-												
Faubert, Mario	74-78/79-82	D-5/24/28	231	21	90	111	222	10	2	2	4	6
Selected in fourth round of NHL Amateur Draft (St. Louis Univ., CCHA), May 1974. Released as a free agent, June 1983.												
Feltrin, Tony	80-83	D-33	39	3	3	6	44	-	-	-	-	-
Selected in fourth round of NHL Entry Draft (Victoria, WHL), June 1980. Loaned to Salt Lake City Golden Eagles (CHL), October 1983.												
Ferguson, George	78-83	RW-11	310	89	106	195	162	22	4	11	15	13
Acquired with Randy Carlyle from Toronto Maple Leafs for Dave Burrows, June 1978. Traded with a first round choice in 1983 NHL Entry Draft to Minnesota North Stars for Anders Hakansson, Ron Meighan and a first round choice in 1983 NHL Entry Draft, October 1982.												
Flesch, John	77-78	LW-11	29	7	5	12	19	-	-	-	-	-
Signed as a free agent, February 1978. Released as a free agent, June 1978.												
Flockhart, Ron	83-85	C-9	80	27	23	50	44	-	-	-	-	-
Acquired with Mark Taylor, Andy Brickley and a first and a third round choice in 1984 NHL Entry Draft from Philadelphia Flyers for Rich Sutter and a second and a third round choice in 1984 NHL Entry Draft, October 1983. Traded to Montreal Canadiens for John Chabot, November 1984.												
Funtayne, Val	67-72	LW-B	349	39	82	121	4	14	0	2	2	2
Selected from Detroit Red Wings in NHL Expansion Draft, June 1967. Signed by Edmonton Oilers (WHA), September 1972.												
Ford, Brian	84-85	G-31	8	0	0	0	0	-	-	-	-	-
Acquired from Quebec Nordiques for Tom Thornbury, December 1984. Released as a free agent, July 1985.												
Fox, Greg	83-85	D-2	75	4	10	14	92	-	-	-	-	-
Acquired from Chicago Blackhawks for Randy Boyd, December 1983. Released as a free agent, July 1985.												
Francis, Ron*	90-92	C-9/10	84	23	42	65	51	45	15	29	44	30
Acquired with Ulf Samuelsson and Grant Jennings from Hartford Whalers for John Cullen, Zarley Zalapski and Jeff Parker, March 1991.												
Frawley, Dan	85-89	RW-28	240	33	47	80	610	-	-	-	-	-
Claimed from Chicago Blackhawks in NHL Waiver Draft, October 1985. Released as a free agent, June 1990.												
-G-												
Ganchar, Perry	87-90	RW-8	33	2	5	7	36	-	-	-	-	-
Acquired from Montreal Canadiens for future considerations, December 1987. Released as a free agent, June 1988.												
Gardner, Paul	80-84	C-20/30	207	98	105	203	105	10	2	5	7	10
Acquired with Dave Burrows from Toronto Maple Leafs for Kim Davis and Paul Marshall, November 1980. Signed by Washington Capitals as a free agent, July 1984.												
Garner, Rob	82-83	C-24	1	0	0	0	0	-	-	-	-	-
Selected in fifth round of NHL Amateur Draft (Toronto Marlboros, OHL), June 1978. Released as a free agent, August 1983.												
Gatzos, Steve	81-85	RW-26/28	89	15	20	35	83	1	0	0	0	0
Selected in second round of NHL Entry Draft (Sault Ste. Marie, OHL), June 1981. Released as a free agent, October 1986.												
Geale, Robert	84-85	C-28	1	0	0	0	2	-	-	-	-	-
Selected in eighth round of NHL Entry Draft (Portland, WHL), June 1980. Released as a free agent, December 1985.												
Giffin, Lee	86-88	RW-11/17/34	27	1	3	4	9	-	-	-	-	-
Selected in second round of NHL Entry Draft (Oshawa, OHL), June 1985. Traded to New York Rangers for future considerations, September 1989.												
Gilbert, Ed	75-77	C-23	45	1	1	2	0	-	-	-	-	-
Acquired with Simon Nolet and a first round choice in 1976 NHL Amateur Draft from Kansas City Scouts for Steve Durbano, Chuck Arnason and a first round choice in 1976 NHL Amateur Draft, January 1976. Released as a free agent, June 1976.												
Gilbertson, Stan	75-77	LW-15	115	19	17	36	19	3	1	1	2	2
Acquired from Washington Capitals for Harvey Bennett, December 1975. Released as a free agent, June 1978.												
Gilhen, Randy	89-91	C-15/19	133	20	21	41	105	16	1	0	1	14
Acquired with Jim Kyte and Andrew McBain from Winnipeg Jets for Randy Cunneyworth, Rich Tabaracci and Dave McLlwain, June 1989. Claimed by Minnesota North Stars in NHL Expansion Draft, May 1991.												

PENGUINS ALL-TIME ROSTER

(Players with * are currently in the Penguins organization.)

	Years	Pos.-No	REGULAR SEASON					PLAYOFFS					
			GP	G	A	TP	PIM	GP	G	A	TP	PIM	
Gladney, Bob	83-84	D-33	13	1	5	6	2	-	-	-	-	-	-
Signed as a free agent, September 1983. Retired, October 1984.													
Goertz, Dave	87-88	D-32	2	0	0	0	2	-	-	-	-	-	-
Selected in 10th round of NHL Entry Draft (Regina, WHL), June 1983. Released as a free agent, June 1989.													
Gotaas, Steve	87-88	C-16	36	5	6	11	45	-	-	-	-	-	-
Selected in fifth round of NHL Entry Draft (Prince Albert, WHL), June 1985. Traded with Ville Siren to Minnesota North Stars for Scott Bjurstad and Gord Dineen, December 1989.													
Graham, Pat	81-83	LW-24	62	7	13	20	71	4	0	0	0	2	
Selected in sixth round of NHL Entry Draft (Niagara Falls, OHL), June 1980. Traded with Nick Ricci to Toronto Maple Leafs for Rocky Saganuik and Vincent Tremblay, August 1983.													
Gruhl, Scott	87-88	LW-38	6	1	0	1	0	-	-	-	-	-	
Signed as a free agent, December 1987. Released as a free agent, July 1988.													
Guenette, Steve	86-89	G-1/30	32	1	1	2	1	2	-	-	-	-	
Signed as a free agent, July 1986. Traded to Calgary Flames for a sixth round choice in 1989 NHL Entry Draft, January 1989.													
Hadfield, Vic	74-77	LW-11	163	61	79	140	118	10	5	2	7	11	
Acquired from New York Rangers for Nick Beverley, May 1974. Retired, June 1977.													
Hakansson, Anders	82-83	LW-11	62	9	12	21	26	-	-	-	-	-	
Acquired with Ron Meighan and a first round choice in 1983 NHL Entry Draft from Minnesota North Stars for George Ferguson and a first round choice in 1983 NHL Entry Draft, October 1982. Traded to Los Angeles Kings for the NHL rights to Kevin Stevens, September 1983.													
Hamilton, Jim	78-79/84-85	LW-13/23/28	95	14	18	32	28	6	3	0	3	0	
Selected in second round of NHL Amateur Draft (London, OHL), June 1977. Released as a free agent, January 1985.													
Hannan, Dave	81-88/88-90	C-20/32	355	60	89	149	530	8	0	1	1	4	
Selected in 10th round of NHL Entry Draft (Brantford, OHA), June 1981. Traded with Craig Simpson, Moe Mantha and Chris Joseph to Edmonton Oilers for Paul Coffey, Dave Hunter and Wayne Van Dorp, November 1987. Claimed from Edmonton Oilers in NHL Waiver Draft, October 1988. Claimed by Toronto Maple Leafs in NHL Waiver Draft, October 1989.													
Harbaruk, Nick	69-73	RW-11	308	40	61	101	257	14	3	1	4	20	
Selected from Vancouver Canucks in Intra-League Draft, June 1969. Traded to St. Louis Blues for Bob Johnson, October 1973.													
Harris, Billy	68-69	C-15	55	7	13	20	8	-	-	-	-	-	
Acquired from Oakland Seals for Bob DiLabough, November 1968. Retired, October 1969.													
Harrison, Paul	81-82	G-1	13	0	0	0	0	-	-	-	-	-	
Acquired from Toronto Maple Leafs for future considerations, September 1981. Claimed by Buffalo Sabres on waivers, February 1982.													
Herron, Denis	72-75/76-79/82-86	G-1/29	290	0	6	6	67	10	0	0	0	5	
Selected in third round of NHL Amateur Draft (Trois Rivières, QJHL), June 1972. Traded with Jean Guy Lagace to Kansas City Scouts for Michel Plasse, January 1975. Signed as a free agent from Colorado Rockies, August 1976. As compensation, Colorado received Michel Plasse and Simon Nolel. Traded with a second round choice in 1982 NHL Entry Draft to Montreal Canadiens for Pat Hughes and Rob Holland, August 1979. Acquired from Montreal for a third round choice in 1985 NHL Entry Draft, September 1982. Released as a free agent, July 1986.													
Hextall, Bryan	69-74	C-7	335	71	115	186	498	14	0	3	3	43	
Purchased from Toronto Maple Leafs, May 1969. Claimed on waivers by Atlanta Flames, January 1974.													
Hicke, Billy	71-72	RW-9	12	2	0	2	6	-	-	-	-	-	
Purchased from California Seals, September 1971. Sold to Detroit Red Wings, November 1971.													
Hicks, Wayne	67-68	RW-16	15	4	7	11	2	-	-	-	-	-	
Purchased from Philadelphia Flyers February 1968. Released as a free agent, June 1970.													
Hillier, Randy	84-91	D-23/34	343	13	79	92	594	17	0	1	1	73	
Acquired from Boston Bruins for a fourth round choice in 1985 NHL Entry Draft, October 1984. Signed by New York Islanders as a free agent, June 1991.													
Hoganson, Paul	70-71	G-1	2	0	0	0	0	-	-	-	-	-	
Selected in fifth round of NHL Amateur Draft (Toronto Marlboros, OHA), June 1969. Signed by Los Angeles Sharks (WHA), July 1973.													
Holland, Rob	79-81	G-1	44	0	0	0	2	-	-	-	-	-	
Acquired with Pat Hughes from Montreal Canadiens for Denis Herron and a second round choice in 1982 NHL Entry Draft, August 1979. Signed by New York Islanders as a free agent, September 1981.													
Horton, Tim	71-72	D-324	44	2	9	11	40	4	0	1	1	2	
Selected from New York Rangers in Intra-League Draft, June 1971. Selected by Buffalo Sabres in Intra-League Draft, June 1972.													
Hotham, Greg	81-85	D-6	170	11	63	74	118	5	0	3	3	6	
Acquired from Toronto Maple Leafs for a sixth round choice in 1982 NHL Entry Draft, February 1982. Released as a free agent, July 1986.													
Hrdina, Jiri	90-92	C-38	93	9	27	36	29	35	2	4	6	22	
Acquired from Calgary Flames for Jim Kyle, December 1990. Retired, June 1992.													
Hrynewich, Tim	82-84	LW-28	55	6	8	14	82	-	-	-	-	-	
Selected in second round of NHL Entry Draft (Sudbury, OHL), June 1982. Traded with Marty McSorley to Edmonton Oilers for Gilles Meloche, September 1985.													
Hudson, Lex	78-79	D-5	2	0	0	0	0	2	0	0	0	0	
Selected in 12th round of NHL Amateur Draft (Denver Univ., WCHA), June 1975. Retired, March 1980.													
Hughes, Pat	79-81	RW-24	134	28	23	51	239	5	0	0	0	21	
Acquired with Rob Holland from Montreal Canadiens for Denis Herron and a second round choice in 1982 NHL Entry Draft, August 1979. Traded to Edmonton Oilers for Pat Price, March 1981.													
Hunter, Dave	87-88	LW-20	59	11	18	29	77	-	-	-	-	-	
Acquired with Paul Coffey and Wayne Van Dorp from Edmonton Oilers for Craig Simpson, Dave Hannan, Chris Joseph and Moe Mantha, November 1987. Sent to Edmonton as compensation for Pittsburgh's claiming Dave Hannan in NHL Waiver Draft, October 1988.													

PLAYERS ALL-TIME RANKING

(Players with * are currently in the Penguins organization.)

	Years	Pos.-No	REGULAR SEASON						PLAYOFFS			
			GP	G	A	TP	PIM	GP	G	A	TP	PIM
-I-												
Ingarfield, Earl	67-69	C-10	90	23	37	60	16	-	-	-	-	-
Selected from Detroit Red Wings in NHL Expansion Draft, June 1967. Traded with Dick Mattiussi and Gene Ubracco to Oakland Seals for George Swarbrick, Bryan Watson and Tracy Pratt, January 1969.												
Inness, Gary	73-76	G-29/30	100	0	2	2	4	9	0	0	0	2
Signed as a free agent, June 1973. Traded to Philadelphia Flyers for Bobby Taylor and Ed Van Impe, March 1976.												
-J-												
Jagr, Jaromir	90-92	RW-68	150	59	67	126	76	45	14	23	37	12
Selected in first round of NHL Entry Draft (Kladno, Czech.) June 1990.												
Javanainen, Arto	84-85	RW-19	4	4	1	5	2	-	-	-	-	-
Selected in fifth round of NHL Entry Draft (Assat, Finnish League), June 1984. Released as a free agent, May 1985.												
Jennings, Grant *	90-92	D-3	66	5	8	13	130	23	1	1	2	28
Acquired with Ron Francis and Ulf Samuelsson from Hartford Whalers for John Cullen, Zarley Zalapski and Jeff Parker, March 1991.												
Johnson, Bob	74-75	G-1	12	0	0	0	6	-	-	-	-	-
Acquired from St. Louis Blues for Nick Harbaruk, October 1973. Released as a free agent, August 1975.												
Johnson, Jim	85-91	D-6	390	14	95	109	658	11	0	5	5	44
Signed as a free agent, June 1985. Traded with Chris Dahlquist to Minnesota North Stars for Peter Tagliani and Larry Murphy, December 1990.												
Johnson, Mark	79-82	C-9	136	23	39	62	84	10	4	3	7	6
Selected in fourth round of NHL Amateur Draft (Univ. of Wisconsin, WCHA), June 1977. Traded to Minnesota North Stars for a second round choice in 1982 NHL Entry Draft, March 1982.												
Jonathan, Stan	82-83	LW-9	19	0	3	3	13	-	-	-	-	-
Acquired from Boston Bruins for future considerations, November 1982. Rights returned to Boston, April 1983.												
Jones, Ron	73-74	D-6	25	0	3	3	15	-	-	-	-	-
Selected from Boston Bruins in Intra-League Draft, June 1973. Traded to Washington Capitals for Pete LaFramboise, January 1975.												
Joseph, Chris	87-88	D-22	17	0	4	4	12	-	-	-	-	-
Selected in first round of NHL Entry Draft (Seattle, WHL), June 1987. Traded with Craig Simpson, Moe Marztha and Dave Hannan to Edmonton Oilers for Paul Coffey, Dave Hunter and Wayne Van Dorp, November 1987.												
-K-												
Kachowski, Mark	87-90	LW-26	64	6	5	11	209	-	-	-	-	-
Signed as a free agent, August 1987. Released as a free agent, July 1992.												
Kanneglesser, Sheldon ..	70-73	D-6/16	75	2	6	8	76	-	-	-	-	-
Acquired with Syl Apps from New York Rangers for Glen Sather, January 1971. Traded to New York Rangers for a player to be named later (Steve Andrasick-May 1973), March 1973.												
Kehoe, Rick	74-85	RW-8/17	722	312	324	636	88	37	4	17	21	2
Acquired from Toronto Maple Leafs for Blaine Stoughton and a first round choice in 1977 NHL Amateur Draft, September 1974. Retired, June 1985.												
Kelly, Bob	73-77	LW-22	250	69	85	154	462	15	6	3	9	23
Acquired with Ab DeMarco and Steve Durbano from St. Louis Blues for Greg Polis, Bryan Watson and a second round choice in 1974 NHL Amateur Draft, January 1974. Signed as a free agent by Chicago Blackhawks, August 1977.												
Kessell, Rick	69-73	C-14/15/23	83	2	18	20	4	-	-	-	-	-
Selected in first round of NHL Amateur Draft (Oshawa, OHA), June 1969. Claimed by Salt Lake City Golden Eagles (CHL) in Fleiverse Draft, June 1973.												
Kindrachuk, Orest	78-81	C-26	144	38	80	118	181	7	4	1	5	7
Acquired with Tom Bladon and Ross Lonsberry from Philadelphia Flyers for a first round choice in 1978 NHL Amateur Draft, June 1978. Signed by Washington Capitals, September 1981.												
Konik, George	67-68	D-18	52	7	8	15	26	-	-	-	-	-
Acquired with Paul Andrea, Dunc McCallum and Frank Francis from New York Rangers for Larry Jeffrey, June 1967. Purchased by Oakland Seals, June 1968.												
Kontos, Chris	86-88	C-14	67	9	16	25	18	-	-	-	-	-
Acquired from New York Rangers for Ron Duguay, January 1987. Traded to Los Angeles Kings for Bryan Erickson, February 1988.												
Kyte, Jim	89-91	D-3	57	3	1	4	127	-	-	-	-	-
Acquired with Andrew McBain and Randy Gilhen from Winnipeg Jets for Randy Cunneyworth, Rich Tabaracci and Dave McLlwain, June 1989. Traded to Calgary Flames for Jiri Hrdina, December 1990.												
-L-												
Labre, Yvon	70-71/73-74	D-15/20	37	2	3	5	32	-	-	-	-	-
Selected in third round of NHL Amateur Draft (Toronto Marlboros, OHA), June 1969. Selected by Washington Capitals in NHL Expansion Draft, June 1974.												
LaFramboise, Pete	74-75	LW-27	35	5	13	18	8	9	1	0	1	0
Acquired from Washington Capitals for Ron Jones, January 1975. Released as a free agent, September 1976.												
Lagace, Jean Guy	68-69/72-75	D-23/24	106	4	20	24	119	-	-	-	-	-
Acquired from Montreal Canadiens for Larry Hillman, November 1968. Selected by Minnesota North Stars in Intra-League Draft, June 1970. Acquired from Buffalo Sabres for Terry Ball, January 1971. Traded with Denis Herron to Kansas City Scouts for Michel Plasse, January 1975.												
Lalonde, Ron	72-75	C-16	108	10	20	30	16	-	-	-	-	-
Selected in fourth round of NHL Amateur Draft (Peterborough, OHA), June 1972. Traded to Washington Capitals for Lew Morrison, December 1974.												
Lamoureux, Mitch	83-85	C-12	70	12	9	21	59	-	-	-	-	-
Selected in eighth round of NHL Entry Draft (Oshawa, CHL), June 1981. Released as a free agent, July 1986.												
Lanyon, Ted	67-68	D-5	5	0	0	0	4	-	-	-	-	-
Purchased from Cleveland Barons (AHL), August 1966. Released as a free agent, June 1970.												
Larouche, Pierre	74-78	C-10	240	119	134	253	99	15	2	9	11	2
Selected in first round of NHL Amateur Draft (Sorel, QJHL), May 1974. Traded with a player to be named later (Peter Marsh) to Montreal Canadiens for Peter Mahovich and Peter Lee, November 1977.												

PENGUINS ALL-TIME ROSTER*

(Players with * are currently in the Penguins organization.)

	Years	Pos-No	REGULAR SEASON							PLAYOFFS				
			GP	G	A	TP	PIM	GP	G	A	TP	PIM		
LaVallee, Kevin	86-87	LW-16	33	8	20	28	4	-	-	-	-	-	-	
Signed as a free agent, September 1986. Released as a free agent, July 1987.														
Laxton, Gordon	75-79	G-130	17	0	0	0	0	-	-	-	-	-		
Selected in first round of NHL Amateur Draft (New Westminster, WCHL), June 1975. Released as a free agent, July 1983.														
Leach, Jamie *	89-92	RW-20	55	7	7	14	8	-	-	-	-	-		
Selected in third round of NHL Entry Draft (Hamilton, OHL), June 1987.														
LeCaine, Bill	66-69	RW-17	4	0	0	0	0	-	-	-	-	-		
Signed as a free agent, August 1967. Released as a free agent, June 1969.														
Lecuyer, Doug	82-83	LW-23	12	1	4	5	12	-	-	-	-	-		
Claimed from Winnipeg Jets in NHL Waiver Draft, October 1982. Released as a free agent, November 1982.														
Lee, Peter	77-83	RW-10	431	114	133	245	257	19	0	8	8	4		
Acquired with Peter Mahovlich from Montreal Canadiens for Pierre Larouche and a player to be named later (Peter Marsh-December 1977), November 1977. Released, June 1983.														
Lehto, Petteri	84-85	D-8	6	0	0	0	4	-	-	-	-	-		
Signed from Turku of the Finnish League, July 1984. Released as a free agent, June 1985.														
Leiter, Bob	71-72	C-23	78	14	17	31	18	4	3	0	3	0		
Purchased from Hershey Bears (AHL), May 1971. Selected by Atlanta Flames in NHL Expansion Draft, June 1972.														
Lemieux, Alain	86-87	C-11	1	0	0	0	0	-	-	-	-	-		
Signed as a free agent, December 1986. Released as a free agent, July 1987.														
Lemieux, Mario *	84-92	C-66	517	408	606	1014	548	49	44	53	97	34		
Selected in first round of NHL Entry Draft (Laval, QMJHL), June 1984.														
Libelt, Nick	79-81	LW-14	121	20	18	38	18	5	1	1	2	0		
Acquired from Detroit Red Wings for Peter Mahovlich, August 1979. Released as a free agent, August 1981.														
Lindstrom, Willy	85-87	RW-19	131	24	30	54	36	-	-	-	-	-		
Selected from Edmonton Oilers in NHL Waiver Draft, October 1985. Released as a free agent, July 1987.														
Loney, Troy *	83-92	LW-11/24	450	64	84	148	883	56	7	10	17	97		
Selected in third round of NHL Entry Draft (Lethbridge, WHL), June 1982.														
Lonsberry, Ross	78-81	LW-18	236	56	73	129	150	17	2	3	5	13		
Acquired with Tom Bladon and Orest Kindrachuk from Philadelphia Flyers for a first round choice in 1978 NHL Amateur Draft, June 1978. Released as a free agent, June 1981.														
Lowe, Darren	83-84	RW-35	8	1	2	3	0	-	-	-	-	-		
Signed as a free agent, February 1984. Released as a free agent, October 1984.														
Lukowich, Bernie	73-74	RW-11	53	9	10	19	32	-	-	-	-	-		
Selected in second round of NHL Amateur Draft (New Westminster, WCHL), June 1972. Traded to St. Louis Blues for Bob Stump, January 1975.														
Lundberg, Brian	82-83	D-2	1	0	0	0	2	-	-	-	-	-		
Selected in ninth round of NHL Entry Draft (Univ. of Michigan, WCHA), June 1980. Released as a free agent, December 1984.														
Lupien, Gilles	80-81	D-2	31	0	1	1	34	-	-	-	-	-		
Acquired from Montreal Canadiens for a third round choice in 1983 NHL Entry Draft, September 1980. Traded to Hartford Whalers for a sixth round choice in 1981 NHL Entry Draft, February 1981.														
Lynch, Jack	72-74	D-3	64	1	25	26	61	-	-	-	-	-		
Selected in second round of NHL Amateur Draft (Oshawa, OHA), June 1972. Traded with Jim Rutherford to Detroit Red Wings for Ron Stackhouse, January 1974.														
Lyon, Steve	76-77	D-5	3	0	0	0	2	-	-	-	-	-		
Signed to a tryout contract, November 1976. Released as a free agent, June 1977.														
M														
MacDonald, Lowell	70-71/72-78	LW-14/18	328	140	166	306	60	15	6	4	10	8		
Selected from Los Angeles Kings in Intra-League Draft, June 1970. Released as a free agent, February 1978.														
MacLeish, Rick	81-83	LW-7/19	46	13	17	30	30	5	1	1	2	0		
Acquired from Hartford Whalers for Russ Anderson and an eighth round choice in 1983 NHL Entry Draft, December 1981. Signed by Philadelphia Flyers as a free agent, October 1983.														
MacNeil, Al	67-68	D-3	74	2	10	12	58	-	-	-	-	-		
Selected from New York Rangers in NHL Expansion Draft, June 1967. Traded to Montreal Canadiens for Wally Boyer, June 1968.														
Mahovlich, Pete	77-79	C-20/26	117	39	75	114	76	2	0	1	1	0		
Acquired with Peter Lee from Montreal Canadiens for Pierre Larouche and a player to be named later (Peter Marsh-December 1977), November 1977. Traded to Detroit Red Wings for Nick Libelt, August 1979.														
Malone, Greg	76-83	C-12	495	143	221	364	496	18	3	5	8	32		
Selected in second round of NHL Amateur Draft (Oshawa, OHA), June 1976. Traded to Hartford Whalers for a third round choice in 1985 NHL Entry Draft, September 1983.														
Mann, Jimmy	81-88	RW-18	9	0	0	0	53	-	-	-	-	-		
Signed as a free agent, June 1987. Released as a free agent, July 1988.														
Mantha, Moe	84-88	D-20	232	37	131	168	223	-	-	-	-	-		
Acquired with a first round choice in 1984 NHL Entry Draft from Winnipeg Jets to complete a deal in which Randy Carlyle was sent to Winnipeg, March 1984. Traded with Craig Simpson, Dave Hannan and Chris Joseph to Edmonton Oilers for Paul Coffey, Dave Hunter and Wayne Van Dorp, November 1987.														
Marshall, Paul	79-81	LW-20	59	12	12	24	13	1	0	0	0	0		
Selected in second round of NHL Entry Draft (Brantford, OHA), August 1979. Traded with Kim Davis to Toronto Maple Leafs for Dave Burrows and Paul Gardner, November 1980.														
Mathiasen, Dwight	85-88/RW-11/22/24/34	33	1	7	8	18	-	-	-	-	-	-		
Signed as a free agent, March 1986. Released as a free agent, July 1988.														
Mattiussi, Dick	67-69	LW-5	44	0	4	4	32	-	-	-	-	-		
Purchased from Cleveland Barons (AHL), September 1966. Traded with Earl Ingarfield and Gene Ubricco to Oakland Seals for Bryan Watson, George Swarbrick and Tracy Pratt, January 1969.														
Maxwell, Bryan	83-85	D-5	89	3	20	23	141	-	-	-	-	-		
Claimed from Winnipeg Jets on waivers, October 1983. Released as a free agent, July 1985.														

PENGUINS ALL-TIME ROSTER

(Players with * are currently in the Penguins organization.)

	Years	Pos.-No	REGULAR SEASON							PLAYOFFS			
			GP	G	A	TP	PIM	GP	G	A	TP	PIM	
Mayer, Pat	87-88	D-32	1	0	0	0	4	-	-	-	-	-	-
Signed as a free agent, July 1987. Traded to Los Angeles Kings for Tim Tockey, March 1988.													
McAdam, Gary	78-81	LW-16	140	27	40	67	95	12	3	3	6	9	
Acquired from Buffalo Sabres for Dave Schultz, February 1979. Traded to Detroit Red Wings for Errol Thompson, January 1981.													
McBain, Andrew	89-90	RW-9	41	5	9	14	51	-	-	-	-	-	
Acquired with Jim Kyte and Randy Gilhen from Winnipeg Jets for Randy Cunneyworth, Rich Tabaracci and Dave McLlwain, June 1989. Traded with Dave Capuano and Dan Quinn to Vancouver Canucks for Rod Buskas, Barry Pederson and Tony Tanti, January 1990.													
McCallum, Dunc	67-71	D-6/26	185	14	35	49	228	10	1	2	3	2	
Acquired with Paul Andrea and George Konik from New York Rangers for Larry Jeffery, June 1967. Claimed by Providence Reds (AHL) in Reverse Draft, June 1969. Purchased from Providence, January 1970. Released, March 1970.													
McCarthy, Kevin	83-85	D-24/25	95	13	26	39	82	-	-	-	-	-	
Acquired from Vancouver Canucks for a third round choice in 1984 NHL Entry Draft, January 1984. Signed by Philadelphia Flyers as a free agent, July 1985.													
McClelland, Kevin	81-84	C-18	72	8	12	20	139	5	1	1	2	5	
Acquired with Pat Boulette from Hartford Whalers as compensation for Hartford's signing of free agent Greg Millen, June 1981. Traded with a sixth round choice in 1984 NHL Entry Draft to Edmonton Oilers for Tom Roustiton, December 1983.													
McCreary, Keith	67-72	LW-10/21	292	82	59	141	199	11	0	4	4	6	
Selected from Montreal Canadiens in NHL Expansion Draft, June 1967. Selected by Atlanta Flames in NHL Expansion Draft, June 1972.													
McDonald, Ab	67-68	LW-20	74	22	21	43	38	-	-	-	-	-	
Selected from Detroit Red Wings in NHL Expansion Draft, June 1967. Traded to St. Louis Blues in a three-way deal with Philadelphia Flyers, June 1968.													
McDonnell, Joe	84-86	D-2	43	2	9	11	22	-	-	-	-	-	
Signed as a free agent, December 1984. Released as a free agent, July 1987.													
McDonough, Al	71-74	RW-9	152	56	74	130	46	4	0	1	1	0	
Acquired from Los Angeles Kings for Bob Woytowich, January 1972. Traded to Atlanta Flames for Chuck Arnason and Bob Paradise, January 1974.													
McEachern, Shawn*	91-92	C/LW-15	15	0	4	4	0	19	2	7	9	4	
Selected in sixth round of NHL Entry Draft (Cambridge, Mass., Matigon H.S.) June 1987.													
McGeough, Jim	84-87	RW-16/22	42	4	10	14	20	-	-	-	-	-	
Acquired from Washington Capitals for Mark Taylor, March 1985. Released as a free agent, July 1987.													
McKenzie, Brian	71-72	LW-15	6	1	1	2	4	-	-	-	-	-	
Selected in second round of NHL Amateur Draft (St. Catharines, OHA) June 1971. Sold to Atlanta Flames, October 1972.													
McLlwain, Dave	87-89	C-19	90	12	10	22	44	3	0	1	1	0	
Selected in ninth round of NHL Entry Draft (North Bay OHL), June 1986. Traded with Randy Carlyle and Rich Tabaracci to Winnipeg Jets for Jim Kyte, Andrew McBain and Randy Gilhen, June 1989.													
McMahon, Mike	69-70	D-26	12	1	3	4	19	-	-	-	-	-	
Acquired from Detroit Red Wings for Billy Dea, October 1969. Selected by Buffalo Sabres in NHL Expansion Draft, June 1970.													
McManama, Bob	73-76	D-15	99	11	25	36	28	8	0	1	1	6	
Signed as a free agent, August 1973. Released as a free agent, June 1978.													
McSorley, Marty	83-85	RW-4	87	2	7	9	239	-	-	-	-	-	
Signed as a free agent, July 1982. Traded with Tim Hrynewich to Edmonton Oilers for Gilles Meloche, September 1985.													
Meeker, Mike	78-79	RW-8/16	4	0	0	0	5	-	-	-	-	-	
Selected in second round of NHL Amateur Draft (Peterborough, OHL), June 1978. Released as a free agent, November 1982.													
Meighan, Ron	82-83	D-5	41	2	6	8	16	-	-	-	-	-	
Acquired with Anders Hakansson from Minnesota North Stars for George Ferguson and a first round choice in 1983 NHL Entry Draft, October 1982. Released as a free agent, March 1985.													
Meloche, Gilles	85-88	G-27/104	0	2	2	22	-	-	-	-	-	-	
Acquired from Edmonton Oilers for Tim Hrynewich and Marty McSorley, September 1985. Released as a free agent, July 1988.													
Michayluk, Dave	92	LW-34	0	0	0	0	0	7	1	1	2	0	
Signed as a free agent, May 1989. Released as a free agent, June 1992.													
Millen, Greg	78-81	G-29	135	0	5	5	20	10	0	0	0	0	
Selected in fifth round of NHL Amateur Draft (Peterborough, OHL), June 1977. Signed by Hartford Whalers as a free agent June 1981. As compensation, Pittsburgh received Pat Boulette and the NHL rights to Kevin McClelland.													
Mokosak, Carl	86-87	LW-31	3	0	0	0	4	-	-	-	-	-	
Signed as a free agent June 1986. Released as a free agent, July 1988.													
Monahan, Hartland	77-78	RW-8	7	2	0	2	2	-	-	-	-	-	
Acquired from Washington Capitals for a first round choice in 1979 NHL Entry Draft (later transferred to Minnesota North Stars), October 1977. Traded with Syl Apps to Los Angeles Kings for Dave Schultz, Gene Carr and a fourth round choice in 1978 NHL Amateur Draft November 1977.													
Morrison, Jim	69-71	D-27	132	5	25	30	72	8	0	3	3	10	
Purchased from Baltimore Clippers (AHL), October 1969. Signed by Baltimore as a free agent, October 1971.													
Morrison, Lew	74-78	RW-16	214	13	13	26	12	13	0	0	0	0	
Acquired from Washington Capitals for Ron Lalonde, December 1974. Loaned to Binghamton Dusters (AHL), November 1977.													
Mullen, Joe*	90-92	RW-7	124	59	67	126	36	31	11	10	21	8	
Acquired from Calgary Flames for a second round choice in 1990 NHL Entry Draft, June 1990.													
Mulvenna, Glenn	91-92	C-45	1	0	0	0	2	-	-	-	-	-	
Signed as a free agent December 1987. Released as a free agent, June 1992.													
Mulvey, Paul	81-82	LW-26	27	1	7	8	76	-	-	-	-	-	
Acquired from Washington Capitals as compensation for Washington's signing Orest Kirdrachuk, September 1981. Claimed by Los Angeles Kings on waivers, December 1981.													

PENGUINS ALL-TIME ROSTER

(Players with * are currently in the Penguins organization.)

	Years	Pos -No	REGULAR SEASON						PLAYOFFS					
			GP	G	A	TP	PIM	GP	G	A	TP	PIM		
Murphy, Larry*	90-92	D-4/55	121	26	79	105	80	44	11	28	39	63		
Acquired with Peter Tagliani from Minnesota North Stars for Jim Johnson and Chris Dahlquist, December 1990.														
Nelson, Todd*	91-92	D-44	1	0	0	0	0	-	-	-	-			
Selected in fourth round of the NHL Entry Draft (Prince Albert, WHL), June 1989.														
Newton, Cam	70-71/72-73	G-1/30	16	0	1	1	6	-	-	-	-			
Selected in eighth round of NHL Amateur Draft (Kitchener, OHA), June 1970. Signed by Chicago Cougars (WHA), May 1970.														
Nolan, Ted	85-86	LW-25/34	18	1	1	2	34	-	-	-	-			
Purchased from Buffalo Sabres, September 1985. Released as a free agent, July 1986.														
Nolet, Simon	75-76	RW-9	39	9	9	17	2	3	0	0	0			
Acquired with Ed Gilbert and a first round choice in 1976 NHL Amateur Draft from Kansas City Scouts for Steve Durbano, Chuck Arason and a first round choice in 1976 NHL Amateur Draft, January 1975. Traded with Michel Plasse as compensation for Pittsburgh's signing of Denis Herron as a free agent, August 1976.														
Noris, Joe	71-72	D-27	35	2	5	7	36	-	-	-	-			
Selected in third round of NHL Amateur Draft (Toronto Marlboros, OHA), June 1971. Traded to St. Louis Blues for Jim Shires, January 1973.														
Nowak, Hank	73-74	G-27	13	0	0	0	11	-	-	-	-			
Purchased from Hershey Bears (AHL), May 1973. Traded with a third round choice in 1974 NHL Amateur Draft to Detroit Red Wings for Nelson DeBenedet, May 1974.														
O'Regan, Tom	83-86	C-8/12	61	5	12	17	10	-	-	-	-			
Signed as a free agent September 1983. Released as a free agent, July 1986.														
Owchar, Dennis	74-78	D-25	168	18	49	67	146	8	0	1	1			
Selected in fourth round of NHL Amateur Draft (Toronto Marlboros, OHA), May 1973. Traded to Colorado Rockies for Tom Edur, December 1977.														
Paek, Jim*	90-92	D-2/3	53	1	7	8	36	27	1	4	5			
Selected in ninth round of NHL Entry Draft (Oshawa, OHL), June 1985.														
Paiement, Wilf	87-88	RW-9	23	2	6	8	39	-	-	-	-			
Signed as a free agent, July 1987. Released as a free agent, July 1988.														
Paradise, Bob	73-76/77-79	D-24	203	7	33	40	209	7	0	1	1			
Acquired with Chuck Arason from Atlanta Flames for Al McDonough, January 1974. Traded to Washington Capitals for a second round choice in 1976 NHL Amateur Draft, November 1975.														
Pearson, Mel	67-68	C/LW-23	2	0	1	1	0	-	-	-	-			
Selected from Chicago Blackhawks in NHL Expansion Draft, June 1967. Sold to Portland Buckaroos (WHL), July 1968.														
Pederson, Barry	89-91	C-10	84	10	26	36	50	-	-	-	-			
Acquired with Rod Buskas and Tony Tanti from Vancouver Canucks for Dave Capuano, Andrew McBain and Dan Quinn, January 1990. Released as a free agent, June 1991.														
Pietrangelo, Frank	87-92	G-40	87	0	3	3	30	5	0	1	1			
Selected in fourth round of NHL Entry Draft (Univ. of Minnesota, WCHA), June 1984. Traded to Hartford Whalers for future considerations, March 1992.														
Plasse, Michel	74-76	G-31	76	0	3	3	24	3	0	0	0			
Acquired from Kansas City Scouts for Jean Guy Lagace and Denis Herron, January 1975. Traded with Simon Nolet to Colorado Rockies as compensation for Pittsburgh's signing of Denis Herron, August 1976.														
Polis, Greg	70-74	LW-22	256	88	70	158	146	4	0	2	2			
Selected in first round of NHL Amateur Draft (Estevan, WCHL), June 1970. Traded with Bryan Watson and a second round choice in 1974 NHL Amateur Draft to St. Louis Blues for Bob Kelly, Ab DeMarco and Steve Durbano, January 1974.														
Pratt, Kelly	74-75	RW-12	22	0	6	6	15	-	-	-	-			
Signed as a free agent, July 1974. Sold to Hershey Bears (AHL), August 1975.														
Pratt, Tracy	68-70	D-6/11	83	5	12	17	158	10	0	1	1			
Acquired with George Swarbrick and Bryan Watson from Oakland Seals for Earl Ingarfield, Dick Mattiussi and Gene Urbano, January 1969. Selected by Buffalo Sabres in NHL Expansion Draft, June 1970.														
Prentice, Dean	69-71	LW-20	144	47	42	89	32	12	2	5	7			
Selected from Detroit Red Wings in Intra-League Draft, June 1969. Sold to Minnesota North Stars, October 1971.														
Price, Noel	61-69	D-4	143	B	45	53	109	-	-	-	-			
Selected from Montreal Canadiens in NHL Expansion Draft, June 1967. Claimed by Springfield Kings (AHL), in Reverse Draft, June 1969.														
Price, Pat	80-83	D-2	128	B	52	60	459	10	1	1	2			
Acquired from Edmonton Oilers for Pat Hughes, March 1981. Signed as a free agent by Quebec Nordiques, December 1982.														
Price, Tom	76-79	D-6/25/28	19	0	2	2	8	-	-	-	-			
Signed as a free agent, February 1977. Released as a free agent, June 1980.														
Priestley, Ken*	90-92	C-18	52	2	9	11	4	-	-	-	-			
Acquired from Buffalo Sabres for Tony Tanti, March 1991.														
Pronovski, Jean	68-78	RW-19	753	316	287	603	306	29	9	9	18			
Purchased with John Arbour from Boston Bruins, May 1968. Traded to Atlanta Flames with Allanta sending Dick Redmond to Boston and Boston sending Gregg Sheppard to Pittsburgh September 1978.														
Quinn, Dan	86-90	C-10/14	254	111	162	273	214	11	6	3	9			
Acquired from Calgary Flames for Mike Bullard, November 1986. Traded with Andrew McBain and Dave Capuano to Vancouver Canucks for Tony Tanti, Barry Pederson and Rod Buskas, January 1990.														
Recchi, Mark	88-92	RW-8/18	225	104	148	252	170	24	10	24	34			
Selected in fourth round of NHL Entry Draft (Kamloops WHL June 1988.) Traded with Brian Benning and Los Angeles Kings' first round choice in 1992 NHL Entry Draft to Philadelphia Flyers for Rick Tocchet, Kjell Samuelsson, Ken Wregget and a conditional draft choice, February 1992.														

PENGUINS ALL-TIME ROSTER

(Players with * are currently in the Penguins organization.)

	Years	Pos.-No	REGULAR SEASON							PLAYOFFS			
			GP	G	A	TP	PIM	GP	G	A	TP	PIM	
Redquest, Greg	77-78	G-25	1	0	0	0	0	-	-	-	-	-	-
Selected in fourth round of NHL Amateur Draft (Kingston, OHL), June 1976. Released as a free agent, June 1979.													
Ricci, Nick	79-83	G-31	19	0	0	0	2	-	-	-	-	-	-
Selected in fourth round of NHL Entry Draft (Niagara Falls, OHL), August 1979. Traded with Pat Graham to Toronto Maple Leafs for Rocky Saggiuik and Vincent Tremblay, August 1983.													
Riggin, Pat	86-88	G-1	39	0	1	1	14	-	-	-	-	-	-
Acquired from Boston Bruins for Roberto Romano, February 1987. Released as a free agent, July 1988.													
Rissing, Gary	80-85RW-10/15/20/23	185	20	26	46	832	5	0	1	1	4	-	-
Acquired from Washington Capitals for a fifth round choice in 1981 NHL Entry Draft, January 1981. Released as a free agent, June 1987.													
Rivard, Bob	67-68	LW-19	27	5	1	2	17	4	-	-	-	-	-
Selected from Montreal Canadiens in NHL Expansion Draft, June 1967. Sent to Baltimore Clippers (AHL) to complete an earlier deal in which Pittsburgh purchased Jim Morrison from Baltimore, November 1969.													
Robert, Rene	71-72	C-14	49	7	11	18	42	-	-	-	-	-	-
Claimed from Toronto Maple Leafs in Intra-League Draft, June 1971. Traded to Buffalo Sabres for Eddie Shack, March 1972.													
Roberts, Gord	90-92	D-14/28	134	5	34	39	89	43	1	4	5	95	-
Acquired from St. Louis Blues for future considerations, October 1990. Signed by Boston Bruins as a free agent, June 1992.													
Romano, Roberto	82-87	G-30/35	123	0	1	1	6	-	-	-	-	-	-
Signed as a free agent, December 1982. Traded to Boston Bruins for Pat Riggin, February 1987.													
Roulston, Tom	83-84/85-86	RW-12/18	58	11	17	28	10	-	-	-	-	-	-
Acquired from Edmonton Oilers for Kevin McClelland and a sixth round choice in 1984 NHL Entry Draft, December 1983. Released as a free agent, July 1986.													
Rowe, Mike	84-87	D-5/33	11	0	0	0	11	-	-	-	-	-	-
Selected in third round of NHL Entry Draft (Toronto Marlboros, OHL), June 1983. Released as a free agent, July 1988.													
Rupp, Duane	68-73	D-2	265	21	83	104	170	10	2	2	4	8	-
Acquired from Minnesota North Stars for Leo Boivin, January, 1969. Released as a free agent, June 1974.													
Ruskowski, Terry	85-87	LW-8	143	40	74	114	309	-	-	-	-	-	-
Signed as a free agent, October 1975. Signed by Minnesota North Stars as a free agent, July 1987.													
Rutherford, Jim	71-74	G-1/29	115	0	1	1	18	4	0	0	0	0	-
Selected from Detroit Red Wings in Intra-League Draft, June 1971. Traded with Jack Lynch to Detroit for Ron Stackhouse, January 1974.													
-S-													
Saggiuik, Rocky	83-84	RW-11/33	29	1	3	4	37	-	-	-	-	-	-
Acquired with Vincent Tremblay from Toronto Maple Leafs for Pat Graham and Nick Ricci August 1983. Removed from the reserve list, July 1984.													
Samuelsson, Kjell*	91-92	D-23	20	1	2	3	34	15	0	3	3	6	-
Acquired with Rick Tocchet, Ken Wregget and a conditional draft choice from Philadelphia Flyers for Mark Recchi Brian Benning and Los Angeles Kings' first round choice in 1992 NHL Entry Draft, February 1992.													
Samuelsson, Ulf*	90-92	D-5	76	2	18	20	243	41	3	4	7	73	-
Acquired with Ron Francis and Grant Jennings from Hartford Whalers for John Cullen, Zarek Zalapski and Jeff Parker, March 1991.													
Sanderson, Derek	77-78	C-16	13	3	1	4	0	-	-	-	-	-	-
Signed as a free agent, March 1978. Retired, June 1978.													
Sasser, Grant	83-84	C-19	3	0	0	0	0	-	-	-	-	-	-
Selected in fifth round of NHL Entry Draft (Portland, WHL), June 1982. Released as a free agent, July 1986.													
Sather, Glen	69-7	LW-16	122	20	17	37	210	10	0	2	2	17	-
Selected from Boston Bruins in Intra-League Draft, June 1969. Traded to New York Rangers for Syl Apps and Sheldon Karnegiesser, January 1976													
Schinkel, Ken	67-73	RW-12	371	93	143	236	86	13	6	1	7	4	-
Selected from New York Rangers in NHL Expansion Draft, June 1967. Named Penguins' head coach, January 1973.													
Schmidt, Norm	83-84/85-88	D-3/25	125	23	33	56	73	-	-	-	-	-	-
Selected in fourth round of NHL Entry Draft (Oshawa, OHL), June 1981. Released as a free agent, July 1988.													
Schock, Ron	69-77	C-17	619	124	280	404	201	29	2	12	14	23	-
Acquired with Craig Cameron from St. Louis Blues for Lou Angotti and a first round choice in 1971 Amateur Draft, June 1969. Traded to Buffalo Sabres for Brian Spencer, September 1977.													
Schofield, Dwight	86-87	D-4	25	1	6	7	59	-	-	-	-	-	-
Purchased from Washington Capitals, October 1986. Released as a free agent, July 1987.													
Schultz, Dave	77-79	LW-8	113	13	34	47	535	-	-	-	-	-	-
Acquired with Gene Carr and a fourth round choice in 1978 NHL Amateur Draft from Los Angeles Kings for Syl Apps and Hartland Monahan, November 1977. Traded to Buffalo Sabres for Gary McAdam February 1979.													
Schutt, Rod	78-84	LW-23/27	278	76	92	168	17	22	8	6	14	26	-
Acquired from Montreal Canadiens for a first round choice in 1981 Entry Draft, October 1978. Signed by Toronto Maple Leafs as a free agent, October 1985.													
Shack, Eddie	71-73	LW-23/24	87	30	29	59	96	4	0	1	1	15	-
Acquired from Buffalo Sabres for Rene Robert, March 1972. Purchased by Toronto Maple Leafs, July 1973.													
Shedden, Doug	81-86	RW-14	332	123	159	282	148	-	-	-	-	-	-
Selected in fifth round of NHL Entry Draft (Sault Ste. Marie, OHL), June 1980. Traded to Detroit Red Wings for Ron Duguay, March 1986.													
Sheppard, Gregg	78-82	C-19	241	50	73	123	113	17	4	7	11	2	-
Acquired from Boston Bruins with Boston receiving Dick Redmond from Atlanta Flames and Pittsburgh sending Jean Pronovost to Atlanta, September 1978. Released as a free agent, June 1982													
Shires, Jim	72-73	LW-27	18	1	2	3	2	-	-	-	-	-	-
Acquired from St Louis Blues for Joe Norris, January 1973. Released as a free agent, June 1974.													
Simmer, Charlie	87-88	RW-13/16	50	11	17	28	24	-	-	-	-	-	-
Selected from Boston Bruins in NHL Waiver Draft, October 1988. Released as a free agent, July 1989.													

REGULAR SEASON

(Players with * are currently in the Penguins organization.)

	REGULAR SEASON										PLAYOFFS				
	Years	Pos.-No	GP	G	A	TP	PIM	GP	G	A	TP	PIM			
Simpson, Bob	81-83	LW-28/33	30	10	9	19	4	2	0	0	0	0			
Signed as a free agent, October 1981. Released as a free agent, July 1984.															
Simpson, Craig	85-88	RW-18	169	50	55	105	140	-	-	-	-	-			
Selected in first round of NHL Entry Draft (Michigan St., CCHA), June 1985. Traded with Moe Mantha, Dave Hannan and Chris Joseph to Edmonton Oilers for Paul Coffey, Dave Hunter and Wayne Van Dorp, November 1988.															
Siren, Ville	85-89	D-5	187	10	45	55	144	-	-	-	-	-			
Acquired from Hartford Whalers for Pat Boutette, November 1984. Traded with Steve Gotaas to Minnesota North Stars for Scott Bjugstad and Gord Dineen, December 1988.															
Smith, Al	69-71	G-29	93	0	0	0	61	3	0	0	0	0			
Purchased from Toronto Maple Leafs, June 1969. Selected by Detroit Red Wings in Intra-League Draft, June 1971.															
Smith, Doug	89-90	C-15	10	1	1	2	25	-	-	-	-	-			
Acquired from Vancouver Canucks for cash, February 1990. Released as a free agent, June 1990.															
Snell, Ron	68-70	RW-14/16	7	3	2	5	6	-	-	-	-	-			
Selected in second round of NHL Amateur Draft (Regina, WCJHL), June 1968. Sold to Hershey Bears (AHL), June 1973.															
Snell, Ted	73-74	RW-10	55	4	12	16	8	-	-	-	-	-			
Signed as a free agent, October 1973. Selected by Kansas City Scouts in NHL Expansion Draft, June 1974.															
Speer, Billy	67-69	D-17	102	4	17	21	71	-	-	-	-	-			
Purchased from Cleveland Barons (AHL), September 1966. Selected by Boston Bruins in Intra-League Draft, June 1969.															
Spencer, Brian	77-79	LW-22	86	9	11	20	81	-	-	-	-	-			
Acquired from Buffalo Sabres for Ron Schock, September 1977. Loaned to Binghamton Dusters (AHL), October 1978.															
Stanton, Paul*	90-92	D-22	129	7	26	33	102	43	2	9	11	66			
Selected in eighth round of NHL Entry Draft (Boston, Mass., Catholic Memorial H. S.), June 1985.															
Stackhouse, Ron	73-82	D-3	621	66	277	343	547	32	5	8	13	38			
Acquired from Detroit Red Wings for Jim Rutherford and Jack Lynch, January 1974. Retired, November 1982.															
Stevens, Kevin*	87-92	LW-25	276	140	161	301	583	56	33	38	71	97			
Acquired NHL rights from Los Angeles Kings for Anders Hakanson, September 1983.															
Stewart, Bob	79-80	D-8	65	3	7	10	52	5	1	1	2	2			
Acquired from St. Louis Blues for Blair Chapman, November 1979. Released as a free agent, November 1982.															
Stewart, John	70-72	LW-20/23/25	40	4	9	13	32	-	-	-	-	-			
Selected in second round of NHL Amateur Draft (Flin Flon, WCHL), June 1970. Selected by Atlanta Flames in NHL Expansion Draft, June 1972.															
St-Laurent, Andre	81-84	C-34	96	23	14	37	130	5	2	1	3	8			
Selected from Los Angeles Kings on waivers, February 1982. Traded to Detroit Red Wings for future considerations, October 1983.															
Stoughton, Blaine	73-74	RW-12	34	5	6	11	8	-	-	-	-	-			
Selected in first round of NHL Amateur Draft (Flin Flon, WCHL), May 1973. Traded with a first round choice in 1977 NHL Amateur Draft to Toronto Maple Leafs for Rick Kehoe, September 1974.															
Stratton, Art	67-68	LW-7	58	16	21	37	16	-	-	-	-	-			
Selected from Chicago Blackhawks in NHL Expansion Draft June 1967. Purchased by Philadelphia Flyers to complete an earlier deal in which Pittsburgh received Wayne Hicks, March 1968.															
Stumpf, Bob	74-75	D-29	3	0	0	0	0	-	-	-	-	-			
Acquired from St. Louis Blues for Bernie Lukowich, January 1975. Loaned to Hershey Bears (AHL), October 1975.															
Sutter, Rich	82-84	RW-9/23	9	0	0	0	0	-	-	-	-	-			
Selected in first round of NHL Entry Draft (Lethbridge, WHL), June 1982. Traded with a second and a third round choice in 1984 NHL Entry Draft to Philadelphia Flyers for Andy Brickley, Mark Taylor, Ron Flockhart and a first and a third round choice in 1984 NHL Entry Draft, October 1983.															
Swain, Gary	68-69	LW-24	9	1	1	2	0	-	-	-	-	-			
Selected in first round of NHL Amateur Draft Niagara Falls (OHA), June 1968. Released as a free agent, June 1971.															
Swarbrick, George	68-70	RW-10/15	31	1	7	8	36	-	-	-	-	-			
Acquired with Bryan Watson and Tracy Pratt from Oakland Seals for Earl Ingarfield, Gene Ubriaco and Dick Mattiussi, January 1969. Traded to Philadelphia Flyers for Terry Ball, June 1970.															
Tabaracci, Rich	88-89	G-31	1	0	0	0	2	-	-	-	-	-			
Selected in second round of NHL Entry Draft (Cornwall, OHL), June 1987. Traded with Randy Cunneynorth and Dave McLlwain to Winnipeg Jets for Jim Kyte, Andrew McBain and Randy Gilhen, June 1989.															
Taglianetti, Peter	90-92	D-32	83	4	11	15	50	19	0	3	3	49			
Acquired with Larry Murphy from Minnesota North Stars for Jim Johnson and Chris Dahlquist, December 1990. Selected by Tampa Bay Lightning in NHL Expansion Draft, June 1992.															
Tallon, Dale	78-80	D-4/19	95	10	33	43	53	4	0	0	0	4			
Acquired from Chicago Blackhawks for a second round choice in 1980 NHL Entry Draft, October 1978. Released as a free agent, June 1980.															
Tanti, Tony	89-91	RW-9	83	20	30	50	66	-	-	-	-	-			
Acquired with Rod Buskas and Barry Pederson from Vancouver Canucks for Dave Capuano, Andrew McBain and Dan Quinn, January 1990. Traded to Buffalo Sabres for Ken Priestlay, March 1991.															
Taylor, Bob	75-76	G-30	2	0	0	0	0	-	-	-	-	-			
Acquired with Ed Van Impe from Philadelphia Flyers for Gary Inness, March 1976. Released as a free agent, June 1976.															
Taylor, Mark	83-85	C-16	106	31	41	72	43	-	-	-	-	-			
Acquired with Ron Flockhart, Andy Brickley and a first and a third round choice in 1984 NHL Entry Draft from Philadelphia Flyers for Rich Sutter and a second and a third round choice in 1984 NHL Entry Draft, October 1983. Traded to Washington Capitals for Jim McGeough, March 1985.															
Tebbutt, Greg	83-84	D-34	24	0	2	2	33	-	-	-	-	-			
Signed as a free agent, July 1983. Released as a free agent, July 1985.															
Thompson, Errol	80-81	LW-6	34	6	8	14	12	-	-	-	-	-			
Acquired from Detroit Red Wings for Gary McAdam, January 1981. Released as a free agent, November 1982.															

PENGUINS ALL-TIME ROSTER

(Players with * are currently in the Penguins organization.)

	Years	Pos.-No	REGULAR SEASON					PLAYOFFS					
			GP	G	A	TP	PIM	GP	G	A	TP	PIM	
Thornbury, Tom	83-84	D-34	14	1	8	9	16	-	-	-	-	-	-
Selected in third round of NHL Entry Draft (Niagara Falls, OHL), June 1981. Traded to Quebec Nordiques for Brian Ford, December 1984.													
Tocchet, Rick*	91-92	RW-92	19	14	16	30	49	14	6	13	19	24	-
Acquired with Kjell Samuelsson, Ken Wregget and a conditional draft choice from Philadelphia Flyers for Mark Recchi, Brian Benning and Los Angeles Kings' first round choice in 1992 NHL Entry Draft, February 1992.													
Tookey, Tim	83-84	C-11	8	0	2	2	2	-	-	-	-	-	-
Signed as a free agent, September 1983. Signed by Philadelphia Flyers as a free agent, July 1985.													
Tremblay, Vincent	83-84	G-31	4	0	0	0	2	-	-	-	-	-	-
Acquired with Rocky Saganiuk from Toronto Maple Leafs for Nick Ricci and Pat Graham, August 1983. Released as a free agent, July 1984.													
Trottier, Bryan	90-92	C-19	115	20	37	57	78	44	7	7	14	57	-
Signed as a free agent, July 1990. Retired, August 1992.													
Turnbull, Ian	82-83	D-7	7	0	0	0	4	-	-	-	-	-	-
Signed as a free agent, October 1982. Released as a free agent, July 1983.													
-U-													
Ubricco, Gene	67-69	LW/C-11	114	33	26	59	30	-	-	-	-	-	-
Acquired from Hershey Bears (AHL) for Gil Gilbert, October 1967. Traded with Earl Ingarfield and Dick Mattiussi to Oakland Seals for Georg Swarbrick, Bryan Watson and Tracy Pratt, January 1969.													
-V-													
VanDorp, Wayne	87-88	LW-22	25	1	3	4	75	-	-	-	-	-	-
Acquired with Paul Coffey and Dave Hunter from Edmonton Oilers for Craig Simpson, Dave Hannan, Moe Mantha and Chris Joseph, November 1987. Traded to Buffalo Sabres for future considerations, September 1988.													
Van Impe, Ed	75-77	D-2	22	0	8	8	22	3	0	1	1	2	-
Acquired with Bobby Taylor from Philadelphia Flyers for Gary Inness, March 1976. Released as a free agent, July 1977.													
-W-													
Watson, Bryan	68-74	D-5	303	8	57	65	871	14	0	0	0	38	-
Acquired with George Swarbrick and Tracy Pratt from Oakland Seals for Earl Ingarfield, Gene Ubricco and Dick Mattiussi, January 1969. Traded with Greg Polis and a second round choice in 1974 NHL Amateur Draft to St. Louis Blues for Steve Durban, Ab DeMarco and Bob Kelly, January 1974.													
Weir, Wally	84-85	D-23	14	0	3	3	34	-	-	-	-	-	-
Selected from Hartford Whalers in NHL Waiver Draft, March 1985. Released as a free agent, July 1985.													
Wiley, Jim	72-74	C-8	26	0	4	4	2	-	-	-	-	-	-
Signed as a free agent, June 1972. Selected by Vancouver Canucks in Intra-League Draft, June 1974.													
Wilkins, Barry	74-76	D-5	133	5	56	61	203	6	0	1	1	4	-
Acquired by Vancouver Canucks for Ab DeMarco, November 1974. Signed by Edmonton Oilers (WHA), September 1976.													
Wilson, Dunc	76-78	G-29	66	0	2	2	21	-	-	-	-	-	-
Acquired from New York Rangers for a fourth round choice in 1978 NHL Amateur Draft, October 1976. Purchased by Vancouver Canucks, November 1978.													
Wilson, Mitch	86-87	C-33	17	2	1	3	83	-	-	-	-	-	-
Signed as a free agent, July 1986. Released as a free agent, January 1991.													
Wolf, Bennctt	80-83	D-3/16/30	30	0	1	1	133	-	-	-	-	-	-
Selected in third round of NHL Entry Draft (Kitchener, OHL), August 1979. Released as a free agent, July 1985.													
Woytowich Bob	68-72	D-3/20	248	22	71	93	151	10	1	2	3	2	-
Acquired from Minnesota North Stars for a first round choice in 1972 Amateur Draft, October 1968. Traded to Los Angeles Kings for Al McDonough, June 1972.													
Wregget, Ken*	91-92	G-31	9	0	0	0	2	1	0	0	0	0	-
Acquired with Rick Tocchet, Kjell Samuelsson and a conditional draft choice from Philadelphia Flyers for Mark Recchi, Brian Benning and Los Angeles Kings' first round choice in 1992 Entry Draft, February 1992.													
-Y-													
Young, Scott	90-91	RW/LW-6/34	43	11	16	27	33	17	1	6	7	2	-
Acquired from Hartford Whalers for Rob Brown, December 1990. NHL rights traded to Quebec Nordiques for Bryan Fogarty, March 1992.													
Young, Warren	83-85/86-88	LW-11/35	152	49	52	101	313	-	-	-	-	-	-
Signed as a free agent, August 1983. Signed by Detroit Red Wings as a free agent, July 1985. Purchased from Detroit, October 1986. Sold to Detroit, May 1987. Signed as a free agent, September 1987. Released as a free agent, July 1988.													
Young, Wendell	88-92	G-1	101	0	7	7	12	1	0	0	0	0	-
Acquired with a seventh round choice in 1990 NHL Entry Draft from Philadelphia Flyers for a third round choice in 1990 NHL Entry Draft, September 1988. Selected by Tampa Bay Lightning in NHL Expansion Draft, June 1992.													
-Z-													
Zaine, Rod	70-71	C-24	37	8	5	13	21	-	-	-	-	-	-
Purchased from Baltimore Clippers (AHL), June 1970. Selected by Buffalo Sabres in Intra-league Draft, June 1971.													
Zalapski, Zarley	87-91	D-33	190	33	102	135	160	11	1	8	9	13	-
Selected in first round of NHL Entry Draft (Canadian National Team), June 1986. Traded with John Cullen and Jeff Parker to Hartford Whalers for Ron Francis, Ulf Samuelsson and Grant Jennings, March 1991.													
Zemlak, Richard	88-90	RW-18	50	1	5	6	178	1	0	0	0	10	-
Acquired from Minnesota North Stars for the NHL rights to Rob Gaudreau, November 1988. Released as a free agent, July 1990.													

MINNEAPOLIS BLEND DRAFT SELECTIONS

RD	OVERALL	NAME	POSITION	TEAM
1.	2nd	Steve Rexe	1967 C-LW	Belleville
2.	11th	Bob Smith	C	Sault Ste. Marie
1.	4th	Gary Swain	1968 LW	Niagara Falls
2.	14th	Ron Snell	RW	Regina
3.	21st	Dave Simpson	D	Westport
1.		No Choice - Traded to Boston for Jean Pronovost	1969	
2.	15th	Rick Kessell	C	Oshawa Generals
3.	26th	Michel Briere	C	Shawinigan Falls
4.	38th	Yvon Labre	D	Toronto Marlboros
5.	50th	Rusty Patenaude	RW	Calgary Centennials
6.	62nd	Paul Hoganson	G	Toronto Marlboros
1.	7th	Greg Polis	1970 LW	Estevan Bruins
2.	21st	John Stewart	LW	Flin Flon Bombers
3.	35th	Larry Bignell	D	Edmonton Oil Kings
4.	49th	Connie Forey	LW	Ottawa 67's
5.	63rd	Steve Cardwell	LW	Oshawa Generals
6.	77th	Bob Fitchener	C	Brandon Wheat Kings
7.	90th	Jim Ferarson	D	St. Catharines Black Hawks
8.	112th	Cam Newton	G	Kitchener Rangers
9.	120th	Ron Lemieux	RW	Dauphin Jrs.
1.	4th	No Choice - Traded to St. Louis for Ron Schock	1971	
2.	18th	Brian McKenzie	C	St. Catharines Black Hawks
3.	32nd	Joe Norris	D	Toronto Marlboros
4.	46th	Gerry Methé	D	Oshawa Generals
5.	60th	Dave Murphy	G	North Dakota University
6.	74th	Jan Williams	RW	Notre Dame University
7.	88th	Doug Elliott	D	Harvard University
1.	8th	No Choice - Traded to Minnesota for Bob Woytowich	1972	
2.	24th	Jack Lynch	D	Oshawa Generals
2.	30th	Bernie Lukowich (Choice acquired from New York Rangers)	LW	New Westminster Bruins
3.	40th	Denis Herron	G	Trois Rivières Duces
4.	56th	Ron Lalonde	C	Peterborough Peters
5.	72nd	Brian Walker	C	Calgary Centennials
6.	88th	Jeff Ablett	LW	Medicine Hat Tigers
7.	104th	D'Arcy Keating	D	Notre Dame University
8.	120th	Yves Bergeron	RW	Shawinigan Bruins
9.	136th	Jay Babcock	LW	London Knights
10.	149th	Don Atchison	G	Saskatoon Blades
1.	7th	Blaine Stoughton	1973 RW	Flin Flon Bombers
2.	23rd	Wayne Blanchin	LW	Flin Flon Bombers
2.	27th	Colin Campbell (Choice acquired from Detroit for Roy Edwards)	D	Peterborough Petes
3.	39th	No Choice - Traded to Detroit for Andy Brown		
4.	55th	Denis Owchar	D	Toronto Marlboros
5.	71st	Guido Teseni	D	Oshawa Generals
6.	87th	Don Seiling	LW	Oshawa Generals
7.	103rd	Terry Ewasjuk	LW	Victoria Cougars
8.	119th	Fred Comrie	C	Edmonton Oil Kings
9.	134th	Gord Lane	D	New Westminster Royals
10.	150th	Randy Almoe	D	Medicine Hat Tigers
11.	164th	Don McLeod	C	Saskatoon Blades
1.	8th	Pierre Larouche	1974 C	Sorel Black Hawks
2.	26th	No Choice - Traded to St. Louis with Bryan Watson & Greg Polis for Bob Kelly, Steve Durbano & Ab DeMarco		
2.	27th	Jacques Cossette (Choice acquired from Detroit for Roy Edwards)	RW	Sorel Black Hawks
3.	44th	No Choice - Traded to Detroit for Nelson DeBenedet		
4.	62nd	Mario Faubert	D	St. Louis University
5.	80th	Bruce Aberhart	G	London Knights
6.	98th	William Schneider	LW	Minnesota University
7.	116th	Robbie Laird	LW	Regina Pats
8.	133rd	Larry Finck	D	St. Catharines Black Hawks
9.	150th	Jim Chicoyne	D	Brandon Wheat Kings
10.	166th	Rick Ulrich	RW	Regina Pats
11.	181st	Serge Gameiin	RW	Sorel Black Hawks
12.	195th	Richard Perron	D	Quebec Remparts
13.	206th	Richard Hindmarch	RW	Calgary University
14.	216th	William Davis	D	Colgate University
15.	223rd	J. D. Mathers	D	Northeastern University
1.	13th	Gordon Laxton	1975 G	New Westminster Bruins
2.	31st	Russ Anderson	D	U. of Minnesota
3.	49th	Paul Baxter	D	Winnipeg Clubs
4.	67th	Stu Younger	LW	Michigan Tech
5.	85th	Kim Clackson	D	Victoria Cougars

RD	OVERALL	NAME	POSITION	TEAM
1975 continued				
6.	103rd	Peter Morris	LW	Victoria Cougars
7.	121st	Mike Will	C	Edmonton Oil Kings
8.	139th	Tapio Levo	LW	Finlands Nationals
9.	155th	Bryon Shutt	LW	Bowling Green University
10.	170th	Frank Salive	G	Peterborough Peters
11.	185th	John Glynn	D	Vermont University
12.	196th	Lex Hudson	D	Denver University
13.	202nd	Dan Teubouchi	RW	St. Louis University
14.	206th	Bronislav Stankovsky	LW	Fargo Moorhead
15.	217th	Kelly Secord	RW	New Westminster Bruins
1976				
1.	2nd	Blair Chapman	RW	Saskatoon Blades
(Choice acquired from Kansas City with Simon Nolet & Ed Gilbert for Steve Durban and Chuck Arnason)				
1.	11th	No Choice - Traded to Kansas City with Steve Durban & Chuck Arnason for Simon Nolet & Ed Gilbert		
2.	19th	Greg Malone	C	Oshawa Generals
2.	29th	Peter Marsh	RW	Sherbrooke Beavers
3.	47th	Morris Lukowich	LW	Medicine Hat Tigers
4.	65th	Greg Hedquest	G	Kingston Canadiens
5.	83th	Brendan Lowe	D	Sherbrooke Beavers
6.	101st	Vic Sirko	D	Oshawa Generals
1977				
1.	12th	No Choice - Traded to Toronto for Rick Kehoe		
2.	30th	Jim Hamilton	LW	London Knights
3.	48th	Kim Davis	LW	Flin Flon Bombers
4.	60th	Mark Johnson	C	U. of Wisconsin
5.	84th	No Choice - Traded to Los Angeles for Mike Corrigan		
6.	102nd	Greg Millen	G	Peterborough Peters
1978				
1.	7th	No Choice - Traded to Philadelphia for Orest Kindrachuk, Ross Lonsberry & Tom Bladon		
2.	25th	Mike Meeke	RW	Peterborough Petes
3.	43rd	No Choice - Traded to Montreal for Don Awrey		
4.	60th	No Choice - Traded to NY Rangers for Dunc Wilson		
4.	61st	Shane Pearsall	LW	Ottawa 67's
(Choice acquired from Los Angeles with Dave Schultz & Gene Carr for Syl Apps & Hartland Monahan)				
5.	75th	Rob Garner	C	Toronto Marlboros
1979				
1.	10th	No Choice - Traded to Washington for Hartland Monahan		
2.	31st	Paul Marshall	LW	Brantford Alexanders
3.	52nd	Bennett Wolf	D	Kitchener Rangers
4.	73rd	Brian Cross	D	Brantford Alexanders
5.	94th	Nick Ricci	G	Niagara Falls Flyers
6.	115th	Marc Chorney	D	North Dakota University
1980				
1.	9th	Mike Bullard	C	Brantford Alexanders
2.	30th	No Choice - Traded to Chicago for Dale Tallon		
3.	51st	Randy Boyd	D	Ottawa 67's
4.	72nd	Tony Feltrin	D	Victoria Cougars
5.	93rd	Doug Shedden	RW	Sault Ste. Marie Greyhounds
6.	114th	Pat Graham	LW	Niagara Falls Flyers
7.	135th	No Choice - Traded to Winnipeg for future consideration		
8.	156th	Robert Geale	C	Portland Winter Hawks
9.	177th	Brian Lundberg	D	U. of Michigan
10.	196th	Steve McKenzie	D	St. Albert Saints
1981				
1.	7th	No Choice - Traded to Montreal for Rod Schutt		
2.	28th	Steve Gatzos	RW	Sault Ste. Marie Greyhounds
3.	49th	Tom Thornbury	D	Niagara Falls Flyers
4.	70th	Norm Schmidt	D	Oshawa Generals
5.	91st	No Choice - Traded to Washington for Gary Rissling		
6.	109th	Paul Edwards	D	Oshawa Generals
(Choice acquired from Hartford for Gilles Lupien)				
6.	112th	Rod Buskas	D	Medicine Hat Tigers
7.	133rd	Geoff Wilson	RW	Winnipeg Monarchs
8.	154th	Mitch Lamoureux	C	Oshawa Generals
9.	175th	Dean DeFazio	LW	Brantford Alexanders
10.	196th	Dave Hannan	C	Brantford Alexanders
1982				
1.	10th	Rich Sutter	RW	Lethbridge Broncos
1.	31st	No Choice - Traded to Montreal with Denis Herron for Pat Hughes & Rob Holiand		
2.	38th	Tim Hryniewicz	LW	Sudbury Wolves
(Choice acquired from Minnesota for Mark Johnson)				
3.	52nd	TROY LONEY	LW	Lethbridge Broncos
4.	73rd	No Choice - Traded to Toronto for Paul Harrison		
5.	94th	Grant Sasser	C	Portland Winter Hawks
6.	115th	No Choice - Traded to Toronto for Greg Hotham		
7.	135th	Grant Couture	D	Lethbridge Broncos
8.	157th	Peter Derksen	LW	Portland Winter Hawks
9.	178th	Greg Gravel	C	Windsor Spitfires
10.	199th	Stu Wenaas	D	Winnipeg Warriors
11.	220th	Chris McCauley	RW	London Knights
12.	241st	Stan Butch	G	Hibbling, Minnesota H.S.

RD	OVERALL	NAME	POSITION	TEAM
1983				
1.	1st	No Choice - Traded to Minnesota with George Ferguson for Ron Meighan & Anders Hakansson		
1.	15th	BOB ERREY (Choice acquired from Minnesota with Anders Hakansson & Ron Meighan for George Ferguson)	LW	Peterborough Petes
2.	22nd	Todd Charlesworth	D	Oshawa Generals
3.	43rd	No Choice - Traded to Montreal for Gilles Lupien		
3.	58th	Mike Rowe (Choice acquired from Montreal for Gilles Lupien)	D	Toronto Marlboros
4.	63rd	Frank Pietrangelo	G	U of Minnesota
5.	83rd	No Choice - Traded to Toronto with Paul Marshall & Kim Davis for Paul Gardner & Dave Burrows		
6.	103rd	Pat Emond	C	Hull Olympics
7.	123rd	Paul Ames	D	Billerica, Mass. H. S.
8.	143rd	No Choice - Traded to Hartford with Russ Anderson for Rick MacLeish		
9.	163rd	Marly Ketola	RW	Cloquet, Minn. H. S.
10.	183rd	Alec Haidy	RW	Sault Ste. Marie Greyhounds
11.	203rd	Garth Hidrebrand	LW	Calgary Centennials
12.	223rd	Dave Goertz	D	Regina Pats
1984				
1.	1st	MARIO LEMIEUX	C	Laval Voisons
1.	9th	Doug Bodger (Choice acquired from Winnipeg with Moe Mantha for Randy Carlyle)	D	Kamloops Blazers
1.	16th	Roger Belanger (Choice acquired from Philadelphia as part of Rich Sutter trade)	RW	Kingston Canadiens
2.	22nd	No Choice - Traded to Philadelphia as part of Rich Sutter trade		
3.	43rd	No Choice - Traded to Philadelphia as part of Rich Sutter trade		
3.	58th	No Choice - Traded to Vancouver for Keith McCarthy		
4.	64th	Mark Teevans	RW	Peterborough Petes
5.	85th	Arto Javanainen	RW	Finland
6.	106th	No Choice - Traded to Edmonton with Kevin McClelland for Tom Roulston		
7.	127th	Tom Ryan	D	Newton North H. S.
8.	148th	No Choice - Traded to St. Louis for Gary Edwards		
9.	169th	John Del Col	LW	Toronto Marlboros
10.	189th	Steve Hurt	RW	Hill Murray, Minn. H. S.
11.	210th	Jim Steen	C	Moorhead, Minn. H. S.
12.	250th	Mark Ziliootto	LW	Streetsville Jr. "B"
1985				
1.	2nd	Craig Simpson	C	Michigan State
2.	23rd	Lee Giffin	RW	Oshawa Generals
3.	44th	No Choice - Traded to Montreal for Denis Herron		
3.	58th	BRUCE RACINE (Choice acquired from Hartford for Greg Malone)	G	Northeastern University
4.	65th	No Choice - Traded to Boston for Randy Hillier		
5.	86th	Steve Gotaas	C	Prince Albert Raiders
6.	107th	Kevin Clemens	LW	Regina Pats
6.	114th	Stuart Marston (Choice acquired from Los Angeles for Marc Chorney)	D	Longueuil
7.	126th	Steve Titus	G	Cornwall Royals
8.	149th	PAUL STANTON	D	Catholic Memorial, Mass. H. S.
9.	170th	JIM PAKK	D	Oshawa Generals
10.	191st	Steve Shaunessey	D	Reading H. S.
11.	212th	Doug Greschuk	D	Prince Albert Raiders
12.	233rd	Greg Chouies	LW	Chicoutimi Sagueniens
1986				
1.	4th	Zarley Zalapski	D	Team Canada
2.	25th	Dave Capuano	C	Mt. St. Charles H.S.
3.	46th	Brad Aitken	LW	Sault Ste. Marie
4.	67th	Rob Brown	C	Kamloops Blazers
5.	88th	SANDY SMITH	C	Brainerd, Minn. H.S.
6.	109th	JEFF DANIELS	LW	Oshawa Generals
7.	130th	Doug Hobson	D	Prince Albert Raiders
8.	151st	Steve Rohlik	LW	Hill Murray H.S.
9.	172nd	Dave McLwain	C	North Bay Centennials
10.	193rd	Kelly Cain	C	London Knights
11.	214th	Stan Drulia	RW	Belleville Bulls
12.	235th	Rob Wilson	D	Sudbury Wolves
1987				
1.	5th	Chris Joseph	D	Seattle Thunderbirds
2.	26th	Richard Tabaracci	G	Cornwall Royals
3.	47th	JAMIE LEACH	RW	Hamilton Steelhawks
4.	68th	Risto Kurkinen	LW	Jyppht, Finland
5.	89th	Jeff Weaver	D	Hamilton Steelhawks
6.	110th	SHAWN MCEACHERN	C	Matigon, Mass. H.S.
7.	131st	Jim Bodden	C	Chatham Jr. "B"
8.	152nd	JIRI KUCERA	RW	Dukla Jihlava
9.	173rd	JACK MACDOUGALL	RW	New Prep, Mass.
10.	194th	Daryn McBride	C	Denver University
11.	215th	Mark Carlson	LW	Philadelphia Jrs.
12.	236th	Ake Liljebjorn	G	Brynas, Finland
1988				
1.	4th	Darrin Shannon	LW	Windsor Spitfires
2.	25th	MARK MAJOR	LW	North Bay Centennials

RD	OVERALL	NAME	POSITION	TEAM
1988 continued				
3.		No Choice - Traded to Montreal for Perry Ganchar		
3.	62nd	DANIEL GAUTHIER	LW	Victoriaville Tigers
4.	67th	Choice acquired from Montreal in Perry Ganchar deal		
5.	66th	Mark Reschi	C	Kamloops Blazers
6.		GREG ANDRUSAK	D	University of Minnesota Duluth
6.		No Choice - Traded to Los Angeles with Chris Kontos for Bryan Erickson		
7.	130th	TROY MICK	LW	Portland Winter Hawks
8.	151st	JEFF BLAESER	LW	St. John's Prep, Mass.
9.	172nd	Rob Gaudreau	RW	Bishop Hendricken R.I. HS
10.	193rd	Don Pancoe	LW	Hamilton Steelhawks
11.	214th	CORY LAYLIN	LW	St. Cloud Apollo, Minn. HS
12.	235th	Darren Stoik	D	Lethbridge Hurricanes
1989				
1.	16th	JAMIE HEWARD	RW	Regina Pats
2.	37th	PAUL LAUS	D	Niagara Falls Thunder
3.	58th	JOHN BRILL	RW	Grand Rapids, Minn. HS
4.	79th	TODD NELSON	D	Prince Albert Raiders
5.	100th	TOM NEVERS	C	Enina, Minn. HS
6.	121st	MIKE MARKOVICH	D	U. of Denver
6.	125th	MIKE NEEDHAM	RW	Kamloops Blazers
7.	142nd	PAT SCHAEHAUSER	D	Hill-Murray High School
8.	153rd	Dave Shute	C	Victoria Cougars
9.	184th	Andrew Wolf	D	Victoria Cougars
10.	205th	GREG HAGEN	RW	Hill-Murray, Minn. HS
11.	226th	SCOTT FARRELL	D	Spokane Chiefs
12.	247th	JASON SMART	C	Saskatoon Blades
1990				
1.	5th	JAROMIR JAGR	RW	Kladno, Czechoslovakia
2.	26th	No choice - Traded to Calgary for Joe Mullen		
3.	47th	No choice - Traded to Philadelphia for Wendell Young		
3.	61st	JOE DZIEDZIC	LW	Edison, Minn. HS
		(Choice acquired from Buffalo in Tom Barrasso trade)		
4.	68th	CHRIS TAMER	D	U. of Michigan
5.	89th	BRIAN FARRELL	C	Avon Old Farms Prep. CT.
6.	107th	IAN MORAN	D	Belmont Hill, Prep. Mass.
		(Choice acquired from Vancouver in Rod Buskas trade)		
6.	110th	DENIS CASEY	C	Colorado College
7.	130th	MIKA VALILA	C	Tappara
		(Choice acquired from Philadelphia in Wendell Young trade)		
7.	131st	KEN PLAQUIN	D	Michigan Tech
7.	145th	PAT NEATON	D	U. of Michigan
		(Choice acquired from Buffalo in Wayne Van Dorp trade)		
8.	152nd	PETTERI KOSKIMAKI	C	Boston University
9.	173rd	LADISLAV KARABIN	LW	Bratislava
10.	194th	TIMOTHY FINGERHUT	LW	Canterbury Prep. NJ
11.	215th	MICHAEL THOMPSON	RW	Michigan State
12.	236th	BRIAN BRUININKS	D	Colorado College
1992				
1.	19th	MARTIN STRAKA	C	Skoda Plzen, Czechoslovakia
2.	43rd	MARC HUSSEY	D	Moose Jaw Warriors
3.	67th	TRAVIS THIESSEN	D	Moose Jaw Warriors
4.	91st	TODD KLASSEN	D	Tri-City Americans
5.	115th	PHILIPPE DEROUVILLE	G	College Francais
6.	139th	Artem Kopot	D	Traktor Chelyabinsk, CIS
7.	153rd	JAN ALINC	C	Litvinov, Czechoslovakia
8.	187th	FRAN BUSSEY	C	Duluth-East, Minn. HS
9.	211th	BRIAN BONIN	C	White Bear Lake, Minn. HS
10.	235th	BRIAN CALLAHAN	LW	Belmont Hill Prep, Mass.
11.	259th	No choice - Traded to St. Louis for Gord Roberts		

PLAYERS NOW IN PENGUINS SYSTEM


PENGUINS NHL WAIVER DRAFT SELECTIONS
1978 No selection.
1979 No waiver draft held due to expansion.
1980 No selection.
1981 John Bednarski selected from Buffalo.
1982 Doug Lecuyer selected from Winnipeg.
1983 Grant Mulvey selected from Chicago.
1984 Wayne Babych selected from St. Louis; Bruce Crowder selected from Boston.
1985 Dan Frawley selected from NY Rangers; Willy Lindstrom selected from Chicago; Willy Lindstrom selected from Edmonton.
1986 No selection.
1987 Charlie Simmer selected from Boston.
1988 Steve Dykstra selected from Edmonton; Jay Caulfield selected from Minnesota; Dave Hannan selected from Edmonton.
1989 No selection.
1990 No selection.
1991 No waiver draft held due to expansion.

PENGUINS SUPPLEMENTAL DRAFT SELECTIONS			
YEAR	PLAYER	POSITION	TEAM
1986	Jeff Lamb	C	Denver University
	Randy Taylor	D	Harvard University
1987	Dan Shea	LW	Boston College
	Jon Leonard	D	Bowdoin College (Maine)
1988	Paul Poillon	C	Western Michigan University
	Shawn Lillie	LW	Colgate University
1989	John dePorcq	C	Ferris State
1990	Joe Dragon	C	Cornell University
	Savo Mitrovic	RW	University of New Hampshire
1991	Greg Carvel	C	St. Lawrence University
1992	No Selections Made By Pittsburgh Penguins		

PENGUINS ALL-TIME UNIFORM NUMBERS

1. Hank Bassen, Joe Daley, Paul Hoganson, Cam Newton, Roy Edwards, Jim Rutherford, Bob Johnson, Gordon Laxton, Denis Herron, Rob Holland, Paul Harrison, Steve Guenette, Pat Riggins & Wendell Young.
2. Leo Boivin, Duane Rupp, Bob Paradise, Ed Van Impe, Tom Eder, Tom Bladon, Pat Price, Gilles Lupien, Brian Lundberg, Phil Bourque, Greg Fox, Joe McDonnell, Todd Charlesworth, Chris Dahquist & Jim Paek.
3. Al MacNeil, John Arbour, Bob Woytowich, Tim Horton, Jack Lynch, Ron Stackhouse, Bennett Wolf, Norm Schmidt, Doug Bodger, Jim Kyte, Jim Paek & Grant Jennings.
4. Noel Price, Bob Blackburn, Dave Burrows, Dale Tallon, Paul Baxter, Marty McSorley, Phil Bourque, Chris Dahlquist, Dwight Schofield, Larry Murphy, & Gord Dineen.
5. Dick Mattiussi, Ted Lanyon, Bryan Watson, Ab DeMarco, Barry Wilkns, Steve Lyon, Mario Faubert, Lex Hudson, Ron Meighan, Bryan Maxwell, Mike Rowe, Ville Siren, Gord Dineen & Ulf Samuelsson.
6. Dunc McCallum, Tracy Pratt, Sheldon Kannegiesser, Ron Jones, Colin Campbell, Tom Price, Kim Clackson, Bennett Wolf, Errol Thompson, Greg Hott am, Jim Johnson, Todd Charlesworth, Scott Young & Jeff Chychrun.
7. Art Stratton, Lou Angotti, Bryan Hextall, Steve Durbano, Russ Anderson, Rick MacLeish, Ian Turnbull, Rod Buskas & Joe Mullen.
8. Val Fonteyne, Jim Wiley, Rick Kehoe, Hartland Monahan, Dave Schultz, Mike Meeker, Bob Stewart, Dave Burrows, Randy Boyd, Tom O'Regan, Petteri Lehto, Terry Ruskowski, Perry Ganchar & Mark Recchi.
9. Andy Bathgate, Charlie Burns, Billy Hicke, Al McDonough, Chuck Arnason, Simon Nolel, Blair Chapman, Mark Johnson, Stan Jonathan, Rich Sutter, Ron Flockhart, John Chabot, Wilf Paiement, Andrew McBain, Tony Tanti & Ron Francis.
10. Earl Ingarfield, George Swarbrick, Keith McCreary, Robin Burns, Ted Snell, Pierre Larouche, Peter Lee, Gary Rissling, Bob Errey, Wayne Babych, Ron Duguay, Dan Quinn, Barry Pederson & Ron Francis.
11. Gene Ubriaco, Tracy Pratt, Nick Harbaruk, Bernie Lukowich, Vic Hadfield, John Flesch, Tom Cassidy, George Ferguson, Anders Hakansson, Rocky Saganuik, Tim Tockey, Troy Loney, Dwight Mathiasen, Lee Giffin, Alain Lemieux, Warren Young & John Cullen.
12. Ken Schinkel, Blaine Stoughton, Kelly Pratt, Greg Malone, Mitch Lamoureux, Dean Defazio, Tom O'Regan, Tom Roulston, & Bob Errey.
13. Jim Hamilton & Charlie Simmer.
14. Billy Dea, Rick Kessel, Ron Snell, Lowell MacDonald, Rene Robert, Wayne Bianchin, Nick Libett, Doug Shedden, Dan O'Regan, Chris Kontos, Bryan Erickson, Jock Callander & Gordie Roberts.
15. Bob Dillabough, Billy Harris, George Swarbrick, Steve Cardwell, Yvon Labre, Brian McKenzie, Rick Kessel, Bob McManama, Stan Gilbertson, Pat Bouchette, Gary Rissling, Randy Gunneynworth, Dave Capuano, Doug Smith, Randy Gilhen, & Shawn McEachers.
16. Wayne Hicks, Ron Snell, Glen Sather, Sheldon Kannegiesser, Ron Lalonde, Rene Morrison, Derek Sanderson, Kim Davis, Mike Meeker, Gary McAdam, Bennett Wolf, Marc Chorney, Mark Taylor, Jim McGeough, Kevin LaVallee, Charlie Simmer, Steve Gotaas & Jay Caulfield.
17. Billy Speer, Bill LeCaine, Ron Schock, Rick Kehoe, Lee Giffin & Brad Aitken.
18. George Konik, Wally Boyer, Lowell MacDonald, Ross Lonsberry, Kevin McClelland, Tom Roulston, Craig Simpson, Jimmy Mann, Mark Recchi, Richard Zemplak, Jeff Daniels & Ken Priestlall.
19. Bob Rivard, Jean Pronovost, Dale Tallon, Greg Sheppard, Rick MacLeish, Grant Sasser, Arto Javanainen, Willy Lindstrom, Dave McLlwain, Randy Gilhen & Bryan Trotter.
20. Ab McDonald, Bob Woytowich, Dean Prentice, Robin Burns, John Stewart, Steve Cardwell, Yvon Labre, Jacques Cossette, Yves Bergeron, Pete Mahovich, Paul Marshall, Paul Gardner, Gary Rissling, Moe Mantha, Dave Hunter, Dave Hannan, Jamie Leach & Jeff Daniels.
21. Keith McCreary & Michel Briere.
22. Paul Andrea, Greg Polis, Bob Kelly, Brian Spencer, Kim Davis, Mike Bullard, Neil Belland, Dwight Mathiasen, Jim McGeough, Chris Joseph, Wayne Van Dorp, Steve Dykstra & Paul Stanton.
23. Mel Pearson, Jean Guy Lagace, Doug Barrie, Rick Kessel, John Stewart, Bob Leiter, Eddie Shack, Larry Bignell, Nelson DeBenedet, Ed Gilbert, Jim Hamilton, Rod Schutt, Gary Rissling, Doug Lecuyer, Rich Sutter, Andy Brickley, Wally Weir, Randy Hillier & Kjell Samuelsson.
24. Garry Swain, Rod Zaine, Tim Horton, Eddie Shack, Jean Guy Lagace, Larry Bignell (playoffs only), Mario Faubert, Don Awrey, Bob Paradise, Pat Hughes, Marc Chorney, Pat Graham, Rob Garner, Ted Bulley, Kevin McCarthy, Roger Belanger, Dwight Mathiasen & Troy Loney.
25. Robin Burns, John Stewart, Darryl Edstrand, Nick Beverly, Dennis Owchar, Greg Redquest, Tom Price, Randy Carlyle, Kevin McCarthy, Ted Nolan, Norm Schmidt & Kevin Stevens.
26. Dunc McCallum, Mike McMahon, Syl Apps, Pete Mahovich, Orest Kindrachuk, Paul Mulvey, Steve Gatzos, Wayne Babych, Mike Blaisdel & Mark Kachowski.
27. Jim Morrison, Joe Noris, Jim Shires, Hank Nowak, Yves Bergeron, Pete LaFramboise, Miké Corrigan, Jacques Cossette, Rod Schutt, Todd Charlesworth, Gilles Meloche, Scott Bjugstad & Gilbert Delorme.
28. Harvey Bennett, Mario Faubert, Gene Carr, Tom Price, Jim Hamilton, Bob Simpson, Tim Hryniewicz, Bruce Crowder, Robert Geale, Steve Gatzos, Dan Frawley & Gordie Roberts.
29. Al Smith, Jim Rutherford, Denis Herron, Andy Brown, Gary Inness, Bob Stumpf, Dunc Wilson, Greg Millen, Michel Dion & Phil Bourque.
30. Les Binkley, Marv Edwards, Cam Newton, Andy Brown, Gary Inness, Bob Taylor, Gordon Laxton, Paul Gardner, Kim Davis, Gary Edwards, Roberto Romano, Steve Guenette & Alain Chevrier.
31. Michel Plasse, Nick Ricci, Vincent Tremblay, Brian Ford, Carl Mokosak, Rich Tabaracci, Tom Barrasso & Ken Weggel.
32. Dave Hannan, Dave Goertz, Pat Mayer & Peter Tagliarietti.
33. Tony Feltrin, Bob Simpson, Rocky Saganuik, Bob Gladney, Doug Bodger, Mike Rowe, Mitch Wilson & Zarley Zalapski.
34. Andre St. Laurent, Tom Thornbury, Greg Tebbutt, Randy Hillier, Ted Nolan, Todd Charlesworth, Lee Giffin, Dwight Mathiasen, Scott Young & Dave Michayluk.
35. Roberto Romano, Warren Young, Darren Lowe, Ron Duguay, Brad Aitken & Tom Barrasso.
36. Jock Callander.
38. Scott Gruhl & Jiri Hrdina.
40. Frank Pietrangelo.
43. Jeff Daniels.
44. Rob Brown & Todd Nelson.
45. Glenn Mulvenna & Mike Needham.
55. Larry Murphy.
66. Mario Lemieux.
68. Jaromir Jagr.
77. Paul Coffey.
92. Rick Tocchet.

After Game Plans



SUBWAY

Enter to WIN

Subway Celebrity Sweepstakes!

WIN 2 tickets to any regular season Pittsburgh Home Game! 41 Chances to WIN! See you on the scoreboard when your name lights up on the scoreboard!

Deposit this form at any participating Subway location. Drawing to be held prior to each Penguin home game.

See store for complete Rules.

Name: _____

Address: _____

City: _____ State: _____ Zip: _____

Home Phone: _____

Work Phone: _____

PLAYERS IN THE NHL ALL-STAR GAME

SEASON	TEAM	SITE	PLAYER	G #MIN	A	PTS #GA
1991-92	Wales	Philadelphia	Mario Lemieux *	0	1	1
	Wales	Philadelphia	Paul Coffey *	0	0	0
	Wales	Philadelphia	Kevin Stevens *	1	0	1
	Wales	Philadelphia	Jaromir Jagr *	0	1	1
	Wales	Philadelphia	Bryan Trottier	1	0	1
1990-91	Wales	Chicago	Paul Coffey *	0	0	0
	Wales	Chicago	John Cullen	0	1	1
	Wales	Chicago	Mark Recchi	0	0	0
	Wales	Chicago	Kevin Stevens	1	0	1
1989-90	Wales	Pittsburgh	Paul Coffey *	0	2	2
	Wales	Pittsburgh	Mario Lemieux *(MVP)	4	0	4
1988-89	Wales	Edmonton	Rob Brown	0	0	0
	Wales	Edmonton	Paul Coffey *	0	0	0
	Wales	Edmonton	Mario Lemieux *	1	1	2
1987-88	Wales	St. Louis	Paul Coffey *	0	0	0
	Wales	St. Louis	Mario Lemieux *(MVP)	3	3	6
1986-87	NHL All-Stars	Quebec	Mario Lemieux *(2 games)	0	3	3
1985-86	Wales	Hartford	Mario Lemieux *	0	0	0
1984-85	Wales	Calgary	Mario Lemieux (MVP)	2	1	3
1983-84	Wales	New Jersey	Mike Bullard	0	0	0
1982-83	Wales	Long Island	Rick Kehoe	0	0	0
1981-82	Wales	Washington	Randy Carlyle	0	1	1
	Wales	Washington	# Michel Dion (Goalie)	30	0	2
1980-81	Wales	Los Angeles	Randy Carlyle	0	0	0
	Wales	Los Angeles	Rick Kehoe	0	1	1
1979-80	Wales	Detroit	Ron Stackhouse	1	0	1
1978-79	NHL All-Stars	New York (MSG)	No Penguin selected			
1977-78	Wales	Buffalo	Jean Pronovost	0	0	0
1976-77	Wales	Vancouver	Jean Pronovost	0	0	0
1975-76	Wales	Philadelphia	Dave Burrows	0	0	0
	Wales	Philadelphia	Pierre Larouche	0	0	0
	Wales	Philadelphia	Jean Pronovost	0	0	0
1974-75	Wales	Montreal	Syl Apps (MVP)	2	0	2
	Wales	Montreal	Jean Pronovost	0	0	0
1973-74	Western	Chicago	Dave Burrows	0	0	0
	Western	Chicago	Lowell MacDonald	1	1	2
	Western	Chicago	Al McDonough	1	0	1
1972-73	Western	New York (MSG)	Lowell MacDonald	0	1	1
	Western	New York (MSG)	Greg Polis (MVP)	2	0	2
1971-72	Western	Bloomington	Greg Polis	0	0	0
1970-71	Western	Boston	Greg Polis	0	0	0
1969-70	Western	St. Louis	Dean Prentice	1	0	1
	Western	St. Louis	Bob Woytowich	0	1	1
1968-69	Western	Montreal	Ken Schinkel	0	0	0
1967-68	NHL All-Stars	Toronto	Ken Schinkel	0	0	0

* voted to the starting lineup in fan balloting.
(Fan balloting began in the 1985-86 season.)

PENGUINS OLYMPIANS

Player	Represented	Year	Finish
Shawn McEachern	USA	1992	4th
Scott Young	USA	1988	7th
Kevin Stevens	USA	1988	7th
Zarley Zalapski	Canada	1988	4th
Jiri Hrdina	Czech.	1988	6th
Scott Bjugstad	USA	1984	7th
Arto Javanainen	Finland	1984	6th
Petteri Lehto	Finland	1984	6th
Darren Lowe	Canada	1984	4th
Mark Johnson	USA	1980	1st (GOLD)
Bob Paradise	USA	1968	6th
Craig Patrick	USA	1980	Asst.Coach(1st)
Bob Johnson	USA	1976	Coach(5th)

PENGUINS BEST COMEBACKS

October 15, 1991 (New York Islanders) — The Penguins trailed the Islanders twenty seconds into the third period, 6-2, but came back with four goals, two by Mario Lemieux, to tie the game. Phil Bourque's goal at 2:30 of overtime gave the Penguins a 7-6 victory.

February 22, 1990 (Pittsburgh) — The Penguins trailed the Islanders, 3-0, after the first period but battled back to post a 4-3 victory on Randy Gilhen's goal at 4:26 of the third period.

March 25, 1989 (Pittsburgh) — New Jersey built up a 3-0 lead after one period but Mario Lemieux's third goal of the game with five seconds left in regulation led the Penguins to a 5-4 win.

January 3, 1987 (Pittsburgh) — The Penguins trailed Montreal, 3-0, after one period, but scored six consecutive goals to earn the 6-4 victory. Randy Cunneynworth scored twice, including the game-winner at 8:49 of the third period.

December 20, 1987 (New York Rangers) — Pittsburgh trailed the Rangers, 3-0, early in the first period but scored four first period goals of their own en route to an 8-4 rout.

November 21, 1987 (Calgary) — Pittsburgh trailed Calgary, 4-0, after two periods but rallied with four third period goals to earn the tie. Mario Lemieux scored the tying goal at 14:07 of the third period.

November 25, 1987 (Pittsburgh) — The Penguins trailed Quebec, 4-0, at the 12-minute mark of the second period but reeled off six consecutive goals for the win. Rob Brown scored the game-winner at 11:53 of the third period.

February 24, 1986 (Pittsburgh) — The Penguins trailed Los Angeles, 4-0, after one period but came from behind to win 6-5 on Doug Shedden's goal at 3:54 of overtime. It was the first home overtime win in Penguins history.

October 9, 1986 (Pittsburgh) — Washington took a 3-0 lead early in the season opener but the Penguins rallied behind Randy Cunneynworth's hat trick to post a 5-4 victory.

January 19, 1985 (Pittsburgh) — Chicago jumped out to a 4-0 lead after one period but the Penguins answered with five second period goals to register a 5-4 win. Troy Loney scored the game-winner at 17:57 of the second period.

October 23, 1985 (Toronto) — Pittsburgh trailed Toronto, 4-1, in the second period but eventually posted a 5-4 victory. Jim McGeough scored at 18:28 of the third period for the win.

October 7, 1981 (Chicago) — Pittsburgh trailed Chicago, 4-1, late in the second period but rallied on goals by Pat Boutette, Mike Bullard, Rick Kehoe and Greg Malone to gain the 5-5 tie. Malone scored the game-tying goal at 19:39 of the final period.

January 12, 1978 (Philadelphia) — The Penguins trailed Philadelphia, 3-0, after the first period but rallied for the 4-4 tie on Rick Kehoe's goal at 6:03 of the third period.

December 31, 1978 (Detroit) — The Penguins trailed Detroit, 4-0, at the 15:11 mark of the second period, but goals from five different players, including Randy Carlyle's game-winner with seven seconds remaining, gave the Penguins a 5-4 victory.

December 26, 1977 (Toronto) — The Penguins trailed Toronto, 3-0, midway through the first period, but two Jean Pronovost goals along with Blair Chapman's goal at 19:28 of the third period gave the Penguins a 5-4 win.

February 28, 1976 (Pittsburgh) — The Penguins trailed Vancouver, 4-1, at the 14:04 mark of the second period before reeling off four straight goals to win 5-4. Bob Kelly got the game-winner at 10:39 of the third period.

October 25, 1975 (Pittsburgh) — The Penguins fell behind Philadelphia, 4-0, in the middle of the second period but rallied for the 4-4 tie on consecutive goals from Chuck Arnason, Bob Kelly, Colin Campbell and Pierre Larouche.

April 1, 1973 (Pittsburgh) — The Penguins trailed Philadelphia, 4-1, in the last game of the season before scoring four unanswered goals for the 5-4 win. Jean Pronovost scored the game-winner at 18:47 of the third period.

November 4, 1972 (Pittsburgh) — New York held a 4-1 advantage over the Penguins late in the first period before the Penguins rallied for five goals to post a 6-4 win. Bryan Hextall scored twice while Eddie Shack netted the game-winner at 16:04 of the third period.

PENGUINS PERSONNEL

PITTSBURGH PENGUINS GENERAL MANAGERS

1. Jack Riley	June 6, 1967 to May 1, 1970
2. Red Kelly	May 1, 1970 to January 29, 1972
3. Jack Riley	January 29, 1972 to January 13, 1974
4. Jack Button	January 13, 1974 to July 1, 1975
5. Wren Blair	July 1, 1975 to December 3, 1976
6. Baz Bastien	December 3, 1976 to March 15, 1983
7. Ed Johnston	May 27, 1983 to April 14, 1988
8. Tony Esposito	April 14, 1988 to December 5, 1989
9. Craig Patrick	December 5, 1989 to present.

PITTSBURGH PENGUINS HEAD COACHES

1. Red Sullivan	June 6, 1967 to March 31, 1969
2. Red Kelly	July 2, 1969 to January 13, 1973
3. Ken Schinkel	January 13, 1973 to February 6, 1974
4. Marc Boileau	February 6, 1974 to January 17, 1976
5. Ken Schinkel	January 17, 1976 to May 19, 1977
6. Johnny Wilson	June 13, 1977 to May 8, 1980
7. Ed Johnston	July 15, 1980 to July 20, 1983
8. Lou Angotti	July 20, 1983 to June 4, 1984
9. Bob Berry	June 4, 1984 to April 13, 1987
10. Pierre Creamer	June 4, 1987 to June 14, 1988
11. Gene Ubriaco	June 28, 1988 to December 5, 1989
12. Craig Patrick	December 5, 1989 to June 12, 1990
13. Bob Johnson	June 12, 1990 to November 26, 1991
14. Scott Bowman	October 1, 1991 to June 1, 1992

PITTSBURGH PENGUINS TEAM CAPTAINS

1967-68	Ab McDonald	1982-83	Randy Carlyle
1968-69	No Captain	1983-84	Randy Carlyle
1969-70	No Captain	1984-85	Mike Bullard
1970-71	No Captain	1985-86	Mike Bullard
1971-72	No Captain	1986-87	Mike Bullard
1972-73	No Captain		Terry Ruskowski
1973-74	Ron Schock	1987-88	Dan Frawley
1974-75	Ron Schock		Mario Lemieux
1975-76	Ron Schock	1988-89	Mario Lemieux
1976-77	Ron Schock	1989-90	Mario Lemieux
1977-78	Jean Pronovost	1990-91	Randy Hillier
1978-79	Orest Kindrachuk		John Cullen
1979-80	Orest Kindrachuk		Paul Coffey
1980-81	Orest Kindrachuk		Mario Lemieux
1981-82	Randy Carlyle	1991-92	Mario Lemieux

PRESIDENTS: Jack E. McGregor (1967-70), Jack Riley (1970-72), Wren Blair (1975-77), Vince Bartimo (1977-81), Edward J. DeBartolo, Sr. (1981-88), Marie Denise DeBartolo York (1988-91), Howard Baldwin (1991-present).

SCOUTS: Edgar Brenchley (1967-70 & 1971-73), Rudy Migay (1967-68 & 1971-75) Ken Carson (1967-68), George "Red" Sullivan (1969-70), Dave Lucas (1969-75), Clare Rothermel (1969-75 & 1977-84), Ron Marlow (1971-72), Dick Coss (1971-72), Gerry Brown (1971-74), Jack Riley (1974-75), Ken Schinkel (1974-76), Gerald Blair (1976-77), Billy Taylor (1979-86), Albert Mandanici (1981-88), Lou Angotti (1984-86), Bruce Haralson (1984-89), John Gill (1985-present), Paul Goulet (1986-88), Doug Wood (1986-88), Fred Gore (1987-89), Greg Malone (1988-present), Les Binkley (1989-present), Charlie Hodge (1989-present), Doug McCauley (1989-91), Ralph Cox (1989-present), Gilles Meloche (1990-present), Pierre McGuire (1990-91).

**PENGUINS INDUCTED INTO
PROFESSIONAL HOCKEY
HALL OF FAME**

Leonard "Red" Kelly (1969)
Andy Bathgate (1978)
Leo Boivin (1986)
Tony Esposito (1988)
William "Scotty" Bowman (1991)
Bob Johnson (1992)

U. S. HOCKEY HALL OF FAME

Jack Riley (1979)
Bob Paradise (1989)
Bob Johnson (1991)

ART ROSS TROPHY

Mario Lemieux (1988, 1989, 1992)

HART MEMORIAL TROPHY

Mario Lemieux (1988)

LADY BYNG TROPHY

Rick Kehoe (1981)

CONN SMYTHE TROPHY

Mario Lemieux (1991, 1992)

CALDER MEMORIAL TROPHY

Mario Lemieux (1985)

JAMES NORRIS TROPHY

Randy Carlyle (1981)

LESTER PATRICK TROPHY

Jack Riley (1986)
Bob Johnson (1988)

LESTER B. PEARSON AWARD

Mario Lemieux (1986, 1988)

BILL MASTERTON TROPHY

Lowell MacDonald (1973)

**NATIONAL HOCKEY LEAGUE
SPONSORED AWARDS**

DODGE PERFORMER OF THE YEAR

Mario Lemieux (1988, 1989)

DODGE PERFORMANCE OF THE YEAR

Mario Lemieux (1988)

PRO SET NHL PLAYER OF THE YEAR

Mario Lemieux (1992)

DODGE RAM TOUGH AWARD

Mario Lemieux (1989)

**NATIONAL HOCKEY LEAGUE
FIRST TEAM ALL STAR**

Randy Carlyle- D (1981)
Mario Lemieux - C (1986, 1989)
Paul Coffey- D (1989)
Kevin Stevens- LW (1992)

SECOND TEAM ALL STAR

Mario Lemieux - C (1986, 1987, 1992)
Paul Coffey- D (1990)
Kevin Stevens- LW (1991)

**NATIONAL HOCKEY LEAGUE
ALL-ROOKIE TEAM**

Mario Lemieux- C (1984-85)
Warren Young- LW (1984-85)
Zarley Zalapski- D (1988-89)
Jaromir Jagr- RW (1990-91)

100 POINT CLUB

Pierre Larouche (1975-76)
Jean Pronovost (1975-76)
Mario Lemieux (1984-85, 1985-86,
1986-87, 1987-88, 1988-89,
1989-90, 1991-92)
Rob Brown (1988-89)
Paul Coffey (1988-89, 1989-90)
Mark Recchi (1990-91)
Kevin Stevens (1991-92)

PENGUINS BANNER YEARS

1990-91 Patrick Division Champions
1990-91 Patrick Division Playoff Champions
1990-91 Wales Conference Champions
1990-91 Stanley Cup Champions
1991-92 Patrick Division Playoff Champions
1991-92 Wales Conference Champions
1991-92 Stanley Cup Champions

PENGUINS RETIRED NUMBER

#21 - Michel Briere


**PENGUINS HALL OF FAME
CHARTER INDUCTEES**

Jean Pronovost (1992)
Rick Kehoe (1992)
Bob Johnson (1992)

DID YOU KNOW . . .

The Penguins employed 34 players during the 1991-92 season. They began the season with 26 players and finished the season with 25...Six different Penguin players recorded 11 hat tricks during the 1991-92 season, the second highest number of players to record three goal games in a season in club history. Seven different Penguin players recorded hat tricks during the 1975-76 campaign. Mario Lemieux extended his club record with his 27th career hat trick on Oct. 15. Kevin Stevens led the team with four hat tricks. The Penguins set a club record with seven hat tricks on the road, breaking the record of six set in 1986-87.

PENGUINS PLAYOFF HISTORY



TRIBUNE

PERGUND PLAYOFF RESULTS

DATE	CITY	RESULT	WINNING GOAL	WINNING GOALIE
1992 DIVISION SEMI-FINALS - (Won by Pittsburgh, 4-3)				
Sun.	Apr. 19	Washington	Washington, 3-1	Druco
Tue.	Apr. 21	Washington	Washington, 6-2	Pivonka
Thu.	Apr. 25	Pittsburgh	Pittsburgh, 6-4	Lemieux
Sat.	Apr. 25	Pittsburgh	Washington, 7-2	Khrstich
Mon.	Apr. 27	Washington	Pittsburgh, 5-2	Murphy
Wed.	Apr. 29	Pittsburgh	Pittsburgh, 6-4	Lemieux
Fri.	May 1	Washington	Pittsburgh, 3-1	Jagr
1992 DIVISION FINALS - (Won by Pittsburgh, 4-2)				
Sun.	May 3	NY Rangers	Pittsburgh, 4-2	Stevens
Tue.	May 5	NY Rangers	NY Rangers, 4-2	King
Thu.	May 7	Pittsburgh	NY Rangers, 6-5 (OT)	King
Sat.	May 9	Pittsburgh	Pittsburgh, 5-4 (OT)	Francis
Mon.	May 11	NY Rangers	Pittsburgh, 3-2	Jagr
Wed.	May 13	Pittsburgh	Pittsburgh, 5-1	Jagr
1992 CONFERENCE FINALS - (Won by Pittsburgh, 4-0)				
Sun.	May 17	Pittsburgh	Pittsburgh, 4-3 (OT)	Jagr
Tue.	May 19	Pittsburgh	Pittsburgh, 5-2	Tocchet
Thu.	May 21	Boston	Pittsburgh, 5-1	Stevens
Sat.	May 23	Boston	Pittsburgh, 5-1	Lemieux
1992 STANLEY CUP FINALS - (Won by Pittsburgh, 4-0)				
Tue.	May 26	Pittsburgh	Pittsburgh, 5-4	Lemieux
Thu.	May 28	Pittsburgh	Pittsburgh, 3-1	Lemieux
Sat.	May 30	Chicago	Pittsburgh, 1-0	Stevens
Mon.	June 1	Chicago	Pittsburgh, 6-5	Francis
1991 - DIVISION SEMI-FINALS - (Won by Pittsburgh, 4-3)				
Wed.	Apr. 3	Pittsburgh	New Jersey, 3-1	Stastny
Fri.	Apr. 5	Pittsburgh	Pittsburgh, 5-4 (OT)	Jagr
Sun.	Apr. 7	New Jersey	Pittsburgh, 4-3	Reccchi
Tue.	Apr. 9	New Jersey	New Jersey, 4-1	Stashy
Thu.	Apr. 11	Pittsburgh	New Jersey, 4-2	C. Lemieux
Sat.	Apr. 13	New Jersey	Pittsburgh, 4-3	Francis
Sat.	Apr. 15	Pittsburgh	Pittsburgh, 4-0	Hrdina
1991 DIVISION FINALS - (Won by Pittsburgh, 4-1)				
Wed.	Apr. 17	Pittsburgh	Washington, 4-2	Iafate
Fri.	Apr. 19	Pittsburgh	Pittsburgh, 7-6 (OT)	Stevens
Sun.	Apr. 21	Washington	Pittsburgh, 3-1	Stevens
Tue.	Apr. 23	Washington	Pittsburgh, 3-1	Stevens
Thu.	Apr. 25	Pittsburgh	Pittsburgh, 4-1	Francis
1991 CONFERENCE FINALS - (Won by Pittsburgh, 4-2)				
Wed.	May 1	Boston	Boston, 6-3	Neely
Fri.	May 3	Boston	Boston, 5-4 (OT)	Ruzicka
Sun.	May 5	Pittsburgh	Pittsburgh, 4-1	Francis
Tue.	May 7	Pittsburgh	Pittsburgh, 4-1	Mullen
Thu.	May 9	Boston	Pittsburgh, 7-2	Trotter
Sat.	May 11	Pittsburgh	Pittsburgh, 5-3	Reccchi
1991 STANLEY CUP FINALS - (Won by Pittsburgh, 4-2)				
Wed.	May 15	Pittsburgh	Minnesota, 5-4	Smith
Fri.	May 17	Pittsburgh	Pittsburgh, 4-1	Stevens
Sun.	May 19	Minnesota	Minnesota, 3-1	Smith
Tue.	May 21	Minnesota	Pittsburgh, 5-3	Trotter
Thu.	May 23	Pittsburgh	Pittsburgh, 6-4	Francis
Sat.	May 25	Minnesota	Pittsburgh, 8-0	Samuelsson
1989 - DIVISION SEMI-FINALS - (Won by Pittsburgh 4-0)				
Wed.	Apr. 5	Pittsburgh	Pittsburgh, 3-1	Cooley
Thu.	Apr. 6	Pittsburgh	Pittsburgh, 7-4	Cunneymworth
Sat.	Apr. 8	NY Rangers	Pittsburgh, 5-3	Quinn
Sun.	Apr. 9	NY Rangers	Pittsburgh, 4-3	Brown
1989 - DIVISION FINALS - (Won by Philadelphia, 4-3)				
Mon.	Apr. 17	Pittsburgh	Pittsburgh, 4-3	Brown
Wed.	Apr. 19	Pittsburgh	Philadelphia, 4-2	Kerr
Fri.	Apr. 21	Philadelphia	Pittsburgh, 4-3 (OT)	Bourque
Sun.	Apr. 23	Philadelphia	Philadelphia, 4-1	Kerr
Tue.	Apr. 25	Pittsburgh	Pittsburgh, 10-7	Brown
Thu.	Apr. 27	Philadelphia	Philadelphia, 8-2	Smith
Sat.	Apr. 29	Pittsburgh	Philadelphia, 4-1	Poulin

1970-1980 PITTSBURGH RESULTS

DATE	CITY	RESULT	WINNING GOAL	WINNING GOALIE
1982 - PRELIMINARY ROUND - (Won by NY Islanders, 3-2)				
Wed.	Apr. 7	NY Islanders	NY Islanders, 8-1	Gillies
Thu.	Apr. 8	NY Islanders	NY Islanders, 7-2	Goring
Sat.	Apr. 10	Pittsburgh	Pittsburgh, 2-1 (OT)	Kuhoe
Sun.	Apr. 11	Pittsburgh	Pittsburgh, 5-2	Kuhoe
Tue.	Apr. 13	NY Islanders	NY Islanders, 4-3 (OT)	Tonelli
1981 - PRELIMINARY ROUND - (Won by St. Louis Blues, 3-2)				
Wed.	Apr. 8	St. Louis	St. Louis, 4-2	Pettersson
Thu.	Apr. 9	St. Louis	Pittsburgh, 6-4	Schutt
Sat.	Apr. 11	Pittsburgh	St. Louis, 5-4	Federko
Sun.	Apr. 12	Pittsburgh	Pittsburgh, 6-3	Bullard
Tue.	Apr. 14	St. Louis	St. Louis, 4-3 (2 OT)	Crombeen
1980 - PRELIMINARY ROUND - (Won by Boston Bruins, 3-2)				
Tue.	Apr. 8	Boston	Pittsburgh, 4-2	Johncon
Thu.	Apr. 10	Boston	Boston, 4-1	Marcotte
Sat.	Apr. 12	Pittsburgh	Pittsburgh, 4-1	Lonsberry
Sun.	Apr. 13	Pittsburgh	Boston, 8-3	McNab
Mon.	Apr. 14	Boston	Boston, 6-2	Foster
1979 - QUARTER-FINALS - (Won by Boston Bruins, 4-0)				
Mon.	Apr. 16	Boston	Boston, 6-2	Milbury
Wed.	Apr. 18	Boston	Boston, 4-3	Miller
Sat.	Apr. 21	Pittsburgh	Boston, 2-1	Middleton
Sun.	Apr. 22	Pittsburgh	Boston, 4-1	Ratelle
1979 - PRELIMINARY ROUND - (Won by Pittsburgh, 2-1)				
Tue.	Apr. 10	Buffalo	Pittsburgh, 4-3	Kindrachuk
Thu.	Apr. 12	Pittsburgh	Buffalo, 3-1	Richard
Sat.	Apr. 14	Buffalo	Pittsburgh, 4-3 (OT)	Ferguson
1977 - PRELIMINARY ROUND - (Won by Toronto Maple Leafs, 2-1)				
Tue.	Apr. 5	Pittsburgh	Toronto, 4-2	Williams
Thu.	Apr. 7	Toronto	Pittsburgh, 6-4	Malone
Sat.	Apr. 9	Pittsburgh	Toronto, 5-2	McDonald
1976 - PRELIMINARY ROUND - (Won by Toronto Maple Leafs, 2-1)				
Tue.	Apr. 6	Toronto	Toronto, 4-1	McDonald
Thu.	Apr. 8	Pittsburgh	Pittsburgh, 2-0	MacDonald
Fri.	Apr. 9	Toronto	Toronto, 4-0	McKenny
1975 - QUARTER-FINALS - (Won by NY Islanders, 4-3)				
Sun.	Apr. 13	Pittsburgh	Pittsburgh, 5-4	Burrows
Tue.	Apr. 15	Pittsburgh	Pittsburgh, 3-1	MacDonald
Thu.	Apr. 17	NY Islanders	Pittsburgh, 6-4	Apps
Sun.	Apr. 20	NY Islanders	NY Islanders, 3-1	Gillies
Tue.	Apr. 22	Pittsburgh	NY Islanders, 4-2	Westfall
Thu.	Apr. 24	NY Islanders	NY Islanders, 4-1	Hovatt
Sat.	Apr. 26	Pittsburgh	NY Islanders, 1-0	Westfall
1975 - PRELIMINARY ROUND - (Won by Pittsburgh, 2-0)				
Tue.	Apr. 8	Pittsburgh	Pittsburgh, 4-3	Larouche
Thu.	Apr. 10	St. Louis	Pittsburgh, 5-3	Campbell
1972 - QUARTER-FINALS - (Won by Chicago Blackhawks, 4-0)				
Wed.	Apr. 5	Chicago	Chicago, 3-1	Pappin
Thu.	Apr. 6	Chicago	Chicago, 3-2	Maki
Sat.	Apr. 8	Pittsburgh	Chicago, 2-0	Bordeleau
Sun.	Apr. 9	Pittsburgh	Chicago, 6-5 (OT)	Martin
1970 SEMI-FINALS - (Won by St. Louis Blues, 4-2)				
Sun.	Apr. 19	St. Louis	St. Louis, 3-1	Goyette
Tue.	Apr. 21	St. Louis	St. Louis, 4-1	Keenan
Thu.	Apr. 23	Pittsburgh	Pittsburgh, 3-2	Briere
Sun.	Apr. 26	Pittsburgh	Pittsburgh, 2-1	Briere
Tue.	Apr. 28	St. Louis	St. Louis, 5-0	St. Marsaille
Thu.	Apr. 30	Pittsburgh	St. Louis, 4-3	Keenan
1970 QUARTER-FINALS - (Won by Pittsburgh, 4-0)				
Wed.	Apr. 8	Pittsburgh	Pittsburgh, 2-1	Harburuk
Thu.	Apr. 9	Pittsburgh	Pittsburgh, 3-1	Boyer
Sat.	Apr. 11	Oakland	Pittsburgh, 5-2	Pronovost
Sun.	Apr. 12	Oakland	Pittsburgh, 3-2 (OT)	Briere

1992 PLAYOFF SCORING LEADERS

PLAYER - TEAM	GP	G	A	PTS	+/-	PP	SH	GW	SOG
MARIO LEMIEUX, PITTSBURGH	15	16	18	34	+6	8	2	5	69
KEVIN STEVENS, PITTSBURGH	21	13	15	28	+2	4	0	3	86
RON FRANCIS, PITTSBURGH	21	8	19	27	+8	2	0	2	58
JAROMIR JAGR, PITTSBURGH	21	11	13	24	+4	2	0	4	59
Joe Murphy, Edmonton	16	8	16	24	+2	4	0	2	32
Jeremy Roenick, Chicago	18	12	10	22	+11	4	0	3	56
Chris Chelios, Chicago	18	6	15	21	+19	3	0	1	54
Bernie Nicholls, Edmonton	16	8	11	19	+2	4	0	1	32
RICK TOCCHET, PITTSBURGH	14	6	13	19	0	3	0	1	30
Adam Gates, Boston	15	5	14	19	-6	3	0	2	35
Mike Gartner, NY Rangers	13	8	8	16	13	3	0	1	66
LARRY MURPHY, PITTSBURGH	21	6	10	16	-4	3	0	1	59

INDIVIDUAL LEADERS

GOALS		ASSISTS	
MARIO LEMIEUX, PITTSBURGH	16	RON FRANCIS, PITTSBURGH	19
KEVIN STEVENS, PITTSBURGH	13	MARIO LEMIEUX, PITTSBURGH	18
Jeremy Roenick, Chicago	12	Joe Murphy, Edmonton	16
JAROMIR JAGR, PITTSBURGH	11	Chris Chelios, Chicago	15
		KEVIN STEVENS, PITTSBURGH	15

POWER PLAY GOALS		GAME WINNING GOALS	
MARIO LEMIEUX, PITTSBURGH	8	MARIO LEMIEUX, PITTSBURGH	5
Pat LaFontaine, Buffalo	5	JAROMIR JAGR, PITTSBURGH	4
Joe Murphy, Edmonton	4	Kris King, NY Rangers	3
Bernie Nicholls, Edmonton	4	Jeremy Roenick, Chicago	3
Jeremy Roenick, Chicago	4	KEVIN STEVENS, PITTSBURGH	3
KEVIN STEVENS, PITTSBURGH	4		

SHOTS		PLUS/MINUS	
KEVIN STEVENS, PITTSBURGH	86	Chris Chelios, Chicago	+19
MARIO LEMIEUX, PITTSBURGH	69	Steve Smith, Chicago	+12
Steve Larmer, Chicago	69	Jeremy Roenick, Chicago	+11
Brian Leetch, NY Rangers	67	JIM PAEK, PITTSBURGH	+10
Mike Gartner, NY Rangers	66	Dirk Graham, Chicago	+9
		Steve Larmer, Chicago	+9

GOALTENDING LEADERS

PLAYER - TEAM	GP	MINS	GA	AVG
Ed Belfour, Chicago	18	949	39	2.47
Tim Cheveldae, Detroit	11	597	25	2.51
Kirk McLean, Vancouver	13	785	33	2.52
Patrick Roy, Montreal	11	666	30	2.62
TOM BARRASSO, PITTSBURGH	21	1233	58	2.62

WINS		SAVE PERCENTAGE	
TOM BARRASSO, PITTSBURGH	16	Kirk McLean, Vancouver	.909
Ed Belfour, Chicago	12	Tim Cheveldae, Detroit	.909
Andy Moog, Boston	8	TOM BARRASSO, PITTSBURGH	.907
Bill Ranford, Edmonton	8	Patrick Roy, Montreal	.903

SHUTOUTS	
Tim Cheveldae, Detroit	2
Kirk McLean, Vancouver	2
Bill Ranford, Edmonton	2

1982 PENGUINS PLAYOFF (SCORING) STATISTICS

NAME	GP	G	A	PTS	+/-	PIM	PP	SH	GW	OT	S	PCTG
Mario Lemieux	15	16	18	34	+6	2	8	2	5	0	69	23.2
Kevin Stevens	21	13	15	28	+2	28	4	0	3	0	86	15.1
Ron Francis	21	8	19	27	+8	6	2	0	2	1	58	13.8
Jaromir Jagr	21	11	13	24	+4	6	2	0	4	1	59	18.6
Rick Tocchet	14	6	13	19	0	24	3	0	1	0	30	20.0
Larry Murphy	21	6	10	16	-4	19	3	0	1	0	59	10.2
Troy Loney	21	4	5	9	+1	32	0	0	0	0	32	12.5
Shawn McEachern	19	2	7	9	+6	4	0	0	0	0	36	5.6
Paul Stanton	21	1	7	8	+6	42	0	0	0	0	24	4.2
Bryan Trottier	21	4	3	7	0	8	0	0	0	0	30	13.3
Phil Bourque	21	3	4	7	-1	25	2	0	0	0	32	9.4
Joe Mullen	9	3	1	4	-4	4	1	0	0	0	21	14.3
Jock Callander	12	1	3	4	0	2	0	0	0	0	9	11.1
Jim Paek	19	0	4	4	+10	6	0	0	0	0	7	.0
Bob Errey	14	3	0	3	0	10	0	1	0	0	16	18.8
Kjell Samuelsson	15	0	3	3	+6	12	0	0	0	0	7	.0
Dave Michayluk	7	1	1	2	+1	0	0	0	0	0	1	100.0
Gordie Roberts	19	0	2	2	-1	32	0	0	0	0	8	.0
Tom Barrasso	21	0	2	2	0	4	0	0	0	0	0	.0
Jiri Hrdina	21	0	2	2	-6	16	0	0	0	0	13	.0
Ulf Samuelsson	21	0	2	2	+7	39	0	0	0	0	12	.0
Mike Needham	5	1	0	1	0	2	0	0	0	0	2	50.0
Ken Wregget	1	0	0	0	0	0	0	0	0	0	0	.0
Jay Caufield	5	0	0	0	0	2	0	0	0	0	1	.0
Grant Jennings	10	0	0	0	-9	12	0	0	0	0	12	.0
BENCH						2						
TOTALS	21	83	134	217		339	25	3	16	2	624	13.3
GOALTENDER	GP	MINS	AVG	W-L	EN	SO	GA	SAVES	EFF			
Tom Barrasso	21	1233	2.82	16-5	1	1	58	622	.907			
Ken Wregget	1	40	6.00	0-0	0	0	4	16	.750			
TOTAL	21	1274	2.97	16-5	1	1	63	639	.901			

1982 PENGUINS PLAYOFF TEAM STATISTICS

	TOTAL	LEAGUE RANKING
Wins	16	1st
Winning Percentage	.762	1st
Goals For	83	1st
Goals Against Average	2.97	7th
Home Wins	8	1st
Road Wins	8	1st
Power Play Goals	25	1st
Power Play Percentage		
(Total)	24.5%	2nd
(Home)	26.2%	3rd
(Road)	21.6%	5th
Power Play Goals Against	13	13th
Penalty Killing Percentage		
(Total)	85.9	2nd
(Home)	84.3%	6th
(Road)	87.8%	3rd
Short-handed Goals	3	3rd
Short-handed Goals Against	3	13th
Penalty Minutes	339	3rd

PITTSBURGH PENGUINS
PATRICK DILLON

1992	GP	W	L	PIM
PITTSBURGH	7	4	3	187
WASHINGTON	7	3	4	178

AT PITTSBURGH (2-1)

(2-2)

Apr. 19 Pittsburgh 1 (Barrasso) at WASHINGTON 3 (BEAU).
 Apr. 21 Pittsburgh 2 (Barrasso) at WASHINGTON 6 (BEAU).
 Apr. 23 Washington 4 (Beaupre) at PITTSBURGH 6 (BARRASO).
 Apr. 25 WASHINGTON 7 (BEAUPRE) at Pittsburgh 2 (Barrasso).
 Apr. 27 PITTSBURGH 5 (BARRASSO) at Washington 2 (Beaupre).
 Apr. 29 Washington 4 (Beaupre) at PITTSBURGH 6 (BARRASSO).
 May 1 PITTSBURGH 3 (BARRASSO) at Washington 1 (Beaupre).
 Wregget replaced Barrasso at 20:00 on April 25th

GOALS & SHOTS BY PERIODS:	1ST	2ND	3RD	OVT	TOTAL
PITTSBURGH	7-69	11-96	7-50	-	25-215
WASHINGTON	12-87	7-61	8-60	-	27-208

PITTSBURGH	GP	G	A	PTS	PIM	SOG	+/-	WASHINGTON	GP	G	A	PTS	PIM	SOG	+/-
Lemieux	6	7	10	17	0	28	E	Ridley	7	0	11	11	0	8	+1
Stevens	7	3	5	8	20	35	-5	Ciccarelli	7	5	4	9	14	12	-1
Francis	7	0	8	8	2	20	+3	Bondra	7	6	2	8	4	16	+4
Jagr	7	3	4	7	0	17	-3	lafrate	7	4	2	6	14	25	-1
Murphy	7	2	4	6	11	17	+1	Hatcher	7	2	4	6	19	18	+4
Mullen	7	3	1	4	4	17	-4	Pivonka	7	1	5	6	13	19	+4
Bourque	7	2	2	4	19	9	+2	Khrstich	7	3	2	5	15	15	+2
Trottier	7	2	1	3	2	9	-2	Hunter	7	1	4	5	16	16	-1
Errey	7	2	0	2	6	10	+1	Johansson	7	0	5	5	4	10	+4
Tocchet	3	0	2	2	9	7	-3	Krygier	5	2	1	3	4	8	E
Loney	7	1	0	1	26	8	-3	Cote	7	1	2	3	4	13	+4
K.Samuels	4	0	1	1	6	1	-4	Miller	7	1	2	3	4	9	+2
Roberts	5	0	1	1	5	2	+2	Druce	7	1	0	1	2	9	-1
McEachern	5	0	1	1	0	4	+1	Burridge	2	0	1	1	0	6	+2
U.Samuels	7	0	1	1	35	7	-2	Langway	7	0	1	1	2	2	E
Stanton	7	0	1	1	12	5	-2	MacDermid	7	0	1	1	22	2	-1
Wregget	1	0	0	0	0	0	-	Tippett	7	0	1	1	0	8	+2
Caulfield	5	0	0	0	2	1	E	Schlegel	7	0	1	1	2	1	+1
Paek	5	0	0	0	0	2	+1	Beaupre	7	0	0	0	0	0	-
Barrasso	7	0	0	0	0	0	-	May	7	0	0	0	39	11	-4
Hrdina	7	0	0	0	14	6	-5								
Jennings	7	0	0	0	10	10	-9								
Bench					4										
TOTAL	7	(25-42-67)	187	215				TOTAL	7	(27-49-76)	178	208			

GOALTENDERS	GP	MP	GF	GA	ENG	SO	AVG	SHOTS	SPCT.	W-L
Barrasso (P)	7	380:00	23	23	0	0	3.63	186	.876	4-3
Wregget (P)	1	40:00	2	4	0	0	6.00	16	.750	0-0
PITTSBURGH TOTAL	7	420:00	25	27	0	0	3.86	202	.866	4-3
Beaupre (W)	7	419:00	27	22	3	0	3.15	212	.896	3-4
WASHINGTON TOTAL	7	420:00	27	25	3	0	3.57	215	.884	3-4

POWER PLAY GOALS: PITTSBURGH (11 for 34) - Lemieux (3), Stevens (2),
 Murphy (2), Jagr (2), Mullen & Bourque
 WASHINGTON (7 for 37) - Khrstich (3), Ciccarelli, Bondra,
 lafrate & Pivonka

SHORT-HANDED GOALS: PITTSBURGH (1) - Lemieux
 WASHINGTON (1) - Hatcher

PITTSBURGH PLEDGED TO GET TO THE PLAYOFFS
PATRICK DOMINATES FINALS

	GP	W	L	T	PTS	GF	GA	PPG	SHG	PEN	PIM
PITTSBURGH	6	4	2	0	8	24	19	6-33	0	27	65
NY RANGERS	6	2	4	0	4	19	24	4-23	1	37	74

AT PITTSBURGH (2-1)

May 3	PITTSBURGH 4 (BARRASSO) at NY Rangers 2 (Vanbiesbrouck)
May 5	Pittsburgh 2 (Barrasso) at NY RANGERS 4(RICHTER)
May 7	NY RANGERS 6 (RICHTER) at Pittsburgh 5 (Barrasso)
May 9	NY Rangers 4 (Vanbiesbrouck) at PITTSBURGH 5 (BARRASSO)
May 11	PITTSBURGH 3(BARRASSO) at NY Rangers 2 (Vanbiesbrouck)
May 13	NY Rangers 1 (Vanbiesbrouck) at PITTSBURGH 5 (BARRASSO)

AT NY RANGERS (2-1)

WG - Stevens
WG - King
WG - King *
WG - Francis #
WG - Jagr
WG - Jagr

* Scored at 1:29 of overtime
 # Scored at 2:47 of overtime
 Vanbiesbrouck replaced Richter at 51:58 on May 9th

GOALS & SHOTS BY PERIODS:

	1ST	2ND	3RD	OVT	TOTAL
PITTSBURGH	7-60	10-71	6-52	1-6	24-189
NY RANGERS	5-87	7-53	6-65	1-1	19-206

PITTSBURGH	GP	G	A	PTS	PIM	SOG	+/-	NY RANGERS	GP	G	A	PTS	PIM	SOG	+/-
Francis	6	7	5	12	2	22	+6	Gartner	6	2	5	7	2	33	E
Stevens	6	4	5	9	6	23	+5	Leetch	6	1	6	7	4	33	-2
Jagr	6	3	4	7	4	23	+3	Beukeboom	6	2	3	5	12	7	-1
Murphy	6	3	3	6	4	21	E	Amonte	6	2	2	4	2	13	E
Tocchet	3	3	1	4	2	9	E	King	6	3	0	3	8	9	+1
Loney	6	2	2	4	6	13	E	Messier	4	2	1	3	0	11	-2
McEachern	6	1	3	4	4	14	E	Erixon	6	1	2	3	2	5	-3
Stanton	6	0	3	3	2	11	E	Nemchinov	6	1	2	3	2	9	+1
Lemieux	2	0	2	2	0	3	+2	Cirella	6	0	3	3	4	9	+2
Callander	4	0	2	0	5	-1	Weight	6	1	1	2	0	3	+2	
Needham	4	1	0	1	2	2	E	Turcotte	3	1	0	1	0	11	-1
Bourque	6	0	2	2	0	14	-4	Kerr	4	1	0	1	0	3	-2
Trottier	6	0	2	2	2	3	-1	Graves	3	1	0	1	2	7	-3
Barrasso	6	0	1	1	0	0	-	Gilhen	6	1	0	1	0	15	-1
Hrdina	6	0	1	1	2	5	-2	Broten	6	0	1	1	6	12	-1
Paek	6	0	1	1	2	3	+4	Hardy	6	0	1	1	12	4	-1
Roberts	6	0	1	1	19	3	-1	Kocur	6	0	1	1	6	7	-2
Michayluk	2	0	0	0	0	0	E	Wells	6	0	1	1	4	3	+1
Mullen	2	0	0	0	0	4	E	Domi	2	0	0	0	0	0	E
K.Samuelsson	3	0	0	0	2	2	+2	Ogrodnick	3	0	0	0	0	4	-1
Jennings	3	0	0	0	2	2	E	Richter	3	0	0	0	0	0	-
Errey	4	0	0	0	4	5	-2	Vanbiesbrouck	4	0	0	0	2	0	-
U.Samuelsson	6	0	0	0	0	2	E	Patrick	6	0	0	0	6	8	-1
TOTAL	6	(24-38-62)	65	189				TOTAL	6	(19-29-48)	74	206			

GOALTENDERS

	GP	MP	GF	GA	ENG	SO	AVG	SHOTS	SPCT.	W-L
Barrasso (P)	6	363:35	24	18	1	0	2.97	205	.912	4-2
PITTSBURGH TOTAL	6	364:16	24	19	1	0	3.13	206	.908	4-2
Vanbiesbrouck (R)	4	188:20	5	11	2	0	3.50	87	.874	0-4
Richter (R)	3	173:27	14	11	0	0	3.81	101	.891	2-0
NY RANGERS TOTAL	6	364:16	19	24	2	0	3.95	189	.873	2-4

POWER PLAY GOALS:

PITTSBURGH (6 for 33) - Francis (2), Tocchet (2), Stevens & Murphy

NY RANGERS (4 for 23) - Amonte, Kerr, Messier & Turcotte

SHORT-HANDED GOALS:

NY RANGERS (1) - Erixon

PITTSBURGH PLYMOUTH COLLEGE HOCKEY
 1992-93 SEASON

1992	GP	W	L	T	PTS	GF	GA	PPG	SHG	PEN	PIM
PITTSBURGH	4	4	0	0	8	19	7	4-19	1	21	45
BOSTON	4	0	4	0	0	7	19	1-16	1	23	82

AT PITTSBURGH (2-0)

May 17 Boston 3 (Moog) at PITTSBURGH 4 (BARRASSO)
 May 19 Boston 2 (Moog) at PITTSBURGH 5 (BARRASSO)
 May 21 PITTSBURGH 5 (BARRASSO) at Boston 1 (Moog)
 May 23 PITTSBURGH 5 (BARRASSO) at Boston 1 (Moog)

* Scored at 9:44 of overtime

AT BOSTON (2-0)

WG - Jagr *
 WG - Tocchet
 WG - Stevens
 WG - Lemieux

GOALS & SHOTS BY PERIODS:

	1ST	2ND	3RD	OVT	TOTAL
PITTSBURGH	9-35	4-38	5-28	1-6	19-107
BOSTON	3-33	1-44	3-42	0-3	7-122

PITTSBURGH	GP	G	A	PTS	PIM	SOG	+/-	BOSTON	GP	G	A	PTS	PIM	SOG	+/-
Lemieux	3	4	4	8	2	15	+4	Oates	4	1	4	5	0	9	-4
Jagr	4	3	5	8	0	10	+6	Donato	4	1	1	2	0	7	-2
Stevens	4	4	2	6	2	16	E	Juneau	4	1	1	2	15	7	-2
Tocchet	4	1	4	5	11	8	E	Wesley	4	1	1	2	2	12	-1
Francis	4	0	4	4	2	12	E	Leach	4	1	0	1	4	11	-1
Loney	4	1	2	3	0	4	+4	Murray	4	1	0	1	2	5	-1
Stanton	4	1	2	3	8	3	+7	B. Sweeney	4	1	0	1	17	5	-1
Trottier	4	2	0	2	2	5	+3	Bourque	3	0	1	1	4	12	-6
Callander	4	1	1	2	2	4	+1	Carpenter	3	0	1	1	0	7	E
McEachern	4	1	1	2	0	9	+2	Douris	4	0	1	1	0	8	-2
Michayluk	4	1	1	2	0	1	+1	Hervey	2	0	0	0	2	3	-2
Barrasso	4	0	1	1	0	0	-	Hughes	2	0	0	0	20	0	E
Hrdina	4	0	1	1	0	2	+1	Hynes	3	0	0	0	2	0	-4
Murphy	4	0	1	1	2	9	-2	Lazaro	3	0	0	0	0	4	-1
K.Samuelsson	4	0	1	1	2	2	+4	Moog	4	0	0	0	0	0	-
U.Samuelsson	4	0	1	1	2	1	+7	Murphy	4	0	0	0	4	8	E
Needham	1	0	0	0	0	0	E	Poulin	4	0	0	0	4	4	-3
Bourque	4	0	0	0	6	4	+2	Reid	4	0	0	0	2	3	-4
Paek	4	0	0	0	2	0	+1	Ruzicka	4	0	0	0	0	8	-3
Roberts	4	0	0	0	0	2	+2	D. Sweeney	4	0	0	0	2	3	-5
Bench					2			Wiemer	4	0	0	0	0	6	-2
								Bench						2	
TOTAL	4	(19-31-50)	45	107				4	(7-10-17)	82	122				

GOALTENDERS

	GP	MP	GF	GA	ENG	SO	AVG	SHOTS	SPCT	W-L
Barrasso (P)	4	249:44	19	7	0	0	1.68	122	.943	4-0
PITTSBURGH TOTAL	4	249:44	19	7	0	0	1.68	122	.943	4-0
Moog (B)	4	248:15	7	18	1	0	4.35	106	.830	0-4
BOSTON TOTAL	4	249:44	7	19	1	0	4.56	107	.822	0-4

POWER PLAY GOALS:

PITTSBURGH (4 for 19) - Lemieux (2), Stevens & Tocchet
 BOSTON (1 for 16) - Oates

SHORT-HANDED GOALS:

PITTSBURGH - Lemieux
 BOSTON - B. Sweeney

**PITTSBURGH PENGUINS VS CHICAGO BLACKHAWKS
STANLEY CUP FINALS**

1992	GP	W	L	T	PTS	GF	GA	PPG	SHG	PEN	PIM
PITTSBURGH	4	4	0	0	8	15	10	4-16	1	17	42
CHICAGO	4	0	4	0	0	10	15	1-16	0	18	55

AT PITTSBURGH (2-0)

May 26 Chicago 4 (Belfour) at PITTSBURGH 5 (BARRASSO)
 May 28 Chicago 1 (Belfour) at PITTSBURGH 3 (BARRASSO)
 May 30 PITTSBURGH 1 (BARRASSO) at Chicago 0 (Belfour)
 June 1 PITTSBURGH 6 (BARRASSO) at Chicago 5 (Belfour)
 Hasek replaced Belfour at 6:33 on June 1st

AT CHICAGO (2-0)

WG - Lemieux
 WG - Lemieux
 WG - Stevens
 WG - Francis

GOALS & SHOTS BY PERIODS:

	1ST	2ND	3RD	OVT	TOTAL
PITTSBURGH	6-41	5-38	4-34	-	15-113
CHICAGO	6-43	3-35	1-31	-	10-109

PITTSBURGH	GP	G	A	PTS	PIM	SOG	+/-	CHICAGO	GP	G	A	PTS	PIM	SOG	+/-
Tocchet	4	2	6	8	2	6	+3	Chelios	4	1	4	5	19	12	+2
M. Lemieux	4	5	2	7	0	23	E	Graham	4	4	0	4	0	11	+2
Stevens	4	2	3	5	0	12	+2	Noonan	4	0	3	3	2	8	-1
Francis	4	1	2	3	0	4	-1	Roenick	4	2	0	2	0	6	E
Murphy	4	1	2	3	2	12	-3	Sutter	4	1	1	2	0	12	E
Paek	4	0	3	3	2	2	+4	Gilbert	3	0	2	2	10	2	+2
Jagr	4	2	0	2	2	9	-2	Goulet	4	1	0	1	2	6	-2
McEachern	4	0	2	2	0	9	+3	Marchment	4	1	0	1	2	5	-2
Errey	3	1	0	1	0	1	+1	Grimson	2	0	1	1	0	0	+1
Bourque	4	1	0	1	0	5	-1	Buskas	3	0	1	1	0	0	-2
Loney	4	0	1	1	0	7	E	Larmer	4	0	1	1	2	13	+1
K.Samuelsson	4	0	1	1	2	2	+4	J. Lemieux	4	0	1	1	0	3	-2
Stanton	4	0	1	1	20	5	+1	Matteau	4	0	1	1	0	4	-1
Michayluk	1	0	0	0	0	0	E	Hasek	1	0	0	0	0	0	0
Callander	4	0	0	0	0	0	E	Russell	1	0	0	0	0	0	E
Barrasso	4	0	0	0	0	0	-	R. Brown	3	0	0	0	2	2	-1
Hrdina	4	0	0	0	0	0	E	Peluso	3	0	0	0	4	0	-2
Roberts	4	0	0	0	8	1	-4	Belfour	4	0	0	0	0	0	-
U.Samuelsson	4	0	0	0	2	2	+2	Hudson	4	0	0	0	2	6	-1
Trottier	4	0	0	0	2	13	E	Kravchuk	4	0	0	0	2	13	+1
								Kucera	4	0	0	0	0	1	-2
								Smith	4	0	0	0	4	5	-2
								Bench					4		
TOTAL	4	(13-23-38)	42	113				TOTAL	4	(10-15-25)	55	109			

GOALTENDERS

	GP	MP	GF	GA	ENG	SO	AVG	SHOTS	SPCT.	W-L
Barrasso (P)	4	240:00	15	10	0	1	2.50	109	.908	4-0
PITTSBURGH TOTAL	4	240:00	15	10	0	1	2.50	109	.908	4-0
Belfour (C)	4	186:33	6	11	0	0	3.54	88	.875	0-3
Hasek (C)	1	53:27	4	4	0	0	4.49	25	.840	0-1
CHICAGO TOTAL	4	240:00	10	15	0	0	3.75	113	.867	0-4

POWER PLAY GOALS: PITTSBURGH (4 for 16) - Lemieux (3) & Bourque

CHICAGO (1 for 16) - Chelios

SHORT-HANDED GOALS: PITTSBURGH (1) - Errey

NAME	GP	G	A	PTS	PIM	PPG	SHG	GWG	OVT
1. MARIO LEMEIJX	49	44	53	97	34	21	5	5	0
2. KEVIN STEVENS	56	33	38	71	97	11	0	7	1
3. RON FRANCIS	45	15	29	44	30	2	0	6	1
4. LARRY MURPHY	44	11	28	39	63	7	0	1	0
5. JARRY JAGR	44	14	23	37	12	3	0	5	2
6. Mark Fleck	24	10	24	34	33	5	0	2	0
7. Paul Coffey	23	4	22	26	37	2	0	1	0
8. Phil Bourque	56	13	12	25	107	2	0	1	0
9. JOE MULLEN	31	11	10	21	8	2	0	1	0
10. Rick Kehoe	37	4	17	21	2	2	0	2	1
11. RICK TOCCHET	14	6	13	19	24	3	0	1	0
12. Jean Pronovost	29	9	9	18	12	2	1	1	0
13. TROY LONEY	56	7	10	17	97	0	0	0	0
14. George Ferguson	22	4	11	15	13	0	0	1	1
15. Rod Schutt	22	8	6	14	26	1	0	1	0
16. Bryan Trottier	44	7	7	14	57	0	0	2	0
17. Randy Carlyle	22	6	8	14	41	0	1	0	0
18. Ron Schock	29	2	12	14	23	0	0	0	0
19. BOB ERREY	49	9	4	13	51	0	2	0	0
20. Ron Stackhouse	32	5	8	13	38	2	0	0	0
21. Gregg Sheppard	17	4	7	11	2	2	0	0	0
22. Jock Callander	22	3	8	11	12	0	0	0	1
23. Pierre Larouche	15	2	9	11	2	0	0	1	0
24. PAUL STANTON	43	2	9	11	66	0	0	0	0
25. Lowell MacDonald	15	6	4	10	8	2	0	2	0
26. Dan Quinn	11	6	3	9	10	4	0	1	0
27. Bob Kelly	15	6	3	9	23	1	0	0	0
28. John Cullen	11	3	6	9	28	0	0	0	0
29. Colin Campbell	19	2	7	9	51	0	1	1	0
30. SHAWN MCEACHERN	19	2	7	9	4	0	0	0	0
31. Zarek Zalapaki	11	1	8	9	13	1	0	0	0
32. Michel Briere	10	5	3	8	17	1	0	3	1
33. Rob Brown	11	5	3	8	22	1	0	3	0
34. Mike Bullard	9	4	4	8	4	1	0	1	0
35. Syl Apps	19	4	4	8	23	2	0	1	0
36. Randy Cunneyworth	11	3	5	8	26	1	0	1	0
37. Greg Malone	18	3	5	8	32	0	0	1	0
38. Peter Lee	19	0	8	8	4	0	0	0	0
39. Ken Schinkel	13	6	1	7	4	1	0	0	0
40. Vic Hadfield	10	5	2	7	11	0	1	0	0
41. Mark Johnson	10	4	3	7	6	2	0	1	0
42. ULF SAMUELSSON	41	3	4	7	73	1	0	1	0
43. Paul Gardner	10	2	5	7	10	1	0	0	0
44. Dean Prentice	12	1	6	7	8	1	0	0	0
45. Scott Young	17	1	6	7	2	1	0	0	0
46. Gary McAdam	12	3	3	6	9	0	0	0	0
47. Chuck Amason	9	2	4	6	4	1	0	0	0
48. Jiri Hrdina	35	2	4	6	22	0	0	1	0
49. Orest Kindrachuk	7	4	1	5	7	0	0	1	0
50. Ross Lonsberry	17	2	3	5	13	0	0	1	0
51. JIM PAK	27	1	4	5	8	0	0	0	0
52. Gord Roberts	43	1	4	5	95	0	0	0	0
53. Tom Bladon	8	0	5	5	2	0	0	0	0
54. Jim Johnson	11	0	5	5	44	0	0	0	0
55. Pat Boutette	5	3	1	4	8	2	0	0	0
56. Nick Harbaruk	14	3	1	4	20	0	0	1	0
57. Mario Faubert	10	2	2	4	6	2	0	0	0
58. Duane Rupp	10	2	2	4	8	0	0	0	0
59. Dave Burrows	20	1	3	4	16	0	0	1	0
60. Keith McCreary	11	0	4	4	6	0	0	0	0
61. TOM BARRASSO	31	0	4	4	14	0	0	0	0
62. Bob Leiter	4	3	0	3	0	1	0	0	0
63. Jim Hamilton	6	3	0	3	0	1	0	0	0
64. Andre St. Laurent	5	2	1	3	8	0	0	0	0
65. Blair Chapman	10	2	1	3	9	0	0	0	0
66. Wally Boyer	10	1	2	3	0	0	0	1	0
67. Dunc McCallum	10	1	2	3	12	0	0	0	0
68. Bob Woytowich	10	1	2	3	2	0	0	0	0
69. Greg Hotham	5	0	3	3	6	0	0	0	0
70. Jim Morrison	8	0	3	3	10	0	0	0	0
71. Russ Anderson	10	0	3	3	28	0	0	0	0
72. Bryan Hextall	14	0	3	3	43	0	0	0	0
73. KJELL SAMUELSSON	15	0	3	3	12	0	0	0	0
74. Peter Taglianetti	19	0	3	3	49	0	0	0	0
75. Stan Gilbertson	3	1	1	2	2	0	0	0	0
76. Nick Libett	5	1	1	2	0	1	0	0	0
77. Rick MacLeish	5	1	1	2	5	0	0	0	0
78. Kevin McClelland	5	1	1	2	0	0	0	0	0
79. Bob Stewart	5	1	1	2	2	0	0	0	0
80. DAVE MICHAYLUK	7	1	1	2	0	0	0	0	0

NAME	GP	G	A	PTS	PIM	PPG	SHG	GWG	OVT
81. Pat Price	10	1	1	2	49	0	0	0	0
82. GRANT JENNINGS	23	1	1	2	28	0	0	0	0
83. Darryl Edestrand	4	0	2	2	0	0	0	0	0
84. Greg Polis	4	0	2	2	0	0	0	0	0
85. Glen Sather	10	0	2	2	17	0	0	0	0
86. Gord Dineen	11	0	2	2	8	0	0	0	0
87. Val Fonteyne	14	0	2	2	2	0	0	0	0
88. MIKE NEEDHAM	5	1	0	1	2	0	0	0	0
89. Pete LaFramboise	9	1	0	1	0	0	0	0	0
90. Randy Gilhen	16	1	0	1	14	0	0	0	0
91. Pete Mahovich	2	0	1	1	0	0	0	0	0
92. Don Awrey	3	0	1	1	0	0	0	0	0
93. Wayne Bianchin	3	0	1	1	6	0	0	0	0
94. Jacques Cossette	3	0	1	1	4	0	0	0	0
95. Dave McLwain	3	0	1	1	0	0	0	0	0
96. Ed Van Impe	3	0	1	1	2	0	0	0	0
97. Tim Horton	4	0	1	1	2	0	0	0	0
98. Al McDonough	4	0	1	1	0	0	0	0	0
99. Eddie Shack	4	0	1	1	15	0	0	0	0
100. Frank Pietrangelo	5	0	1	1	2	0	0	0	0
101. Gary Rissling	5	0	1	1	4	0	0	0	0
102. Barry Wilkins	6	0	1	1	4	0	0	0	0
103. Marc Chorney	7	0	1	1	2	0	0	0	0
104. Bob Paradise	7	0	1	1	17	0	0	0	0
105. Bob McManama	8	0	1	1	6	0	0	0	0
106. Dennis Cwzchar	8	0	1	1	6	0	0	0	0
107. Dave Hanman	8	0	1	1	4	0	0	0	0
108. Paul Baxter	10	0	1	1	42	0	0	0	0
109. Tracy Pratt	10	0	1	1	51	0	0	0	0
110. Randy Hillier	17	0	1	1	73	0	0	0	0
111. Steve Dykstra	1	0	0	0	2	0	0	0	0
112. Paul Marshall	1	0	0	0	0	0	0	0	0
113. Steve Gatzos	1	0	0	0	0	0	0	0	0
114. KEN WREGGET	1	0	0	0	0	0	0	0	0
115. Wendell Young	1	0	0	0	0	0	0	0	0
116. Richard Zemlak	1	0	0	0	10	0	0	0	0
117. Mike Corrigan	2	0	0	0	0	0	0	0	0
118. Chris Dahlquist	2	0	0	0	0	0	0	0	0
119. Bob Simpson	2	0	0	0	0	0	0	0	0
120. Lex Hudson	2	0	0	0	0	0	0	0	0
121. Larry Bignell	3	0	0	0	2	0	0	0	0
122. Randy Boyd	3	0	0	0	11	0	0	0	0
123. Kim Clackson	3	0	0	0	37	0	0	0	0
124. Al Smith	3	0	0	0	0	0	0	0	0
125. Simon Nolet	3	0	0	0	0	0	0	0	0
126. Michel Plasse	3	0	0	0	0	0	0	0	0
127. Steve Cardwell	4	0	0	0	2	0	0	0	0
128. Kim Davis	4	0	0	0	0	0	0	0	0
129. Pat Graham	4	0	0	0	2	0	0	0	0
130. Jim Rutherford	4	0	0	0	0	0	0	0	0
131. Dale Tallon	4	0	0	0	4	0	0	0	0
132. Michel Dion	5	0	0	0	0	0	0	0	0
133. Pat Hughes	5	0	0	0	21	0	0	0	0
134. Les Binkley	7	0	0	0	0	0	0	0	0
135. Bob Blackburn	7	0	0	0	4	0	0	0	0
136. Gary Inness	9	0	0	0	2	0	0	0	0
137. Rod Buskas	10	0	0	0	23	0	0	0	0
138. Denis Herron	10	0	0	0	5	0	0	0	0
139. Greg Millen	10	0	0	0	0	0	0	0	0
140. Lew Morrison	13	0	0	0	0	0	0	0	0
141. JAY CAUFIELD	14	0	0	0	30	0	0	0	0
142. Bryan Watson	14	0	0	0	38	0	0	0	0
Bench					30				
TOTAL	107	356	567	943	2319	96	11	60	8

PLAYOFF GOALTENDING

NAME	GP	MP	GF	GA	ENG	SO	SAVES	AVG	W-L
Wendell Young	1	39	1	1	0	0	10	1.54	0-0
Les Binkley	7	428	18	15	0	0	183	2.10	5-2
Gary Inness	9	540	27	24	3	0	271	2.67	5-4
TOM BARRASSO	3	180	3	8	0	1	85	2.67	1-2
52	3039	199	149	3	2	1490	2.94	35-16	
Frank Pietrangelo	5	288	19	15	1	1	133	3.13	4-1
Al Smith	3	180	5	10	0	0	79	3.33	1-2
Denis Herron	10	601	26	35	3	0	300	3.49	3-7
Jim Rutherford	4	240	8	14	0	0	131	3.50	0-4
Greg Millen	10	625	35	40	1	0	297	3.84	4-6
Michel Dion	5	310	13	22	0	0	161	4.26	2-3
KEN WREGGET	1	40	2	4	0	0	12	6.00	0-0
TOTAL	107	6515	356	348	11	4	3152	3.20	60-47

BOLD FACE = Players still in the Pittsburgh organization

PITTSBURGH PENGUINS STANLEY CUP CHAMPIONSHIP TEAMS

1991

Edward J. DeBartolo, Owner; Craig Patrick, General Manager; Scott Bowman, Director of Player Development and Recruitment; Bob Johnson, Head Coach; Rick Kehoe, Rick Paterson, Barry Smith, Assistant Coaches; Gilles Meloche, Greg Malone, Scouts; Skip Thayer, Trainer; Steve Latin, Equipment Manager; John Welday, Strength and Conditioning Coach; Mario Lemieux, Captain; Paul Coffey, Randy Hillier, Bob Errey, Alternate Captains; Tom Barrasso, Phil Bourque, Jay Caufield, Ron Francis, Randy Gilhen, Jiri Hrdina, Jaromir Jagr, Grant Jennings, Troy Loney, Joe Mullen, Larry Murphy, Jim Paek, Frank Pietrangelo, Barry Pederson, Mark Recchi, Gord Roberts, Ulf Samuelsson, Paul Stanton, Kevin Stevens, Peter Taglianetti, Bryan Trottier, Scott Young, Wendell Young

1992

Howard Baldwin, Morris Belzberg, Thomas Ruta, Owners; Craig Patrick, Executive VP/ General Manager; Bob Johnson, Head Coach; Scott Bowman, Director of Player Development & Interim Coach; Barry Smith, Rick Kehoe, Pierre McGuire, Gilles Meloche, Rick Paterson, Assistant Coaches; Steve Latin, Equipment Manager, Skip Thayer, Trainer, John Welday, Strength and Conditioning Coach, Greg Malone, Les Binkley, Charlie Hodge, John Gill, Ralph Cox, Scouts; Mario Lemieux (Captain), Ron Francis, Bryan Trottier, Kevin Stevens, Bob Errey, Alternate Captains; Phil Bourque, Troy Loney, Rick Tocchet, Joe Mullen, Jaromir Jagr, Jiri Hrdina, Shawn McEachern, Ulf Samuelsson, Kjell Samuelsson, Larry Murphy, Gord Roberts, Jim Paek, Paul Stanton, Tom Barrasso, Ken Wregget, Jay Caufield, Jamie Leach, Wendell Young, Grant Jennings, Peter Taglianetti, Jock Callander, Dave Michayluk, Mike Needham, Jeff Chychrun, Ken Priestlay, Jeff Daniels

PENGUINS PLAYOFF RECORDS

PENGUIN PLAYOFF RECORD VS EACH TEAM

OPPONENT	SERIES	W	L	GP	W	L	GF	GA	LAST SERIES
Boston	4	2	2	19	10	9	67	62	1992 SF - Won 4-0
St. Louis	3	1	2	13	6	7	40	45	1981 PR - Lost 3-2
NY Rangers	2	2	0	6	8	2	43	30	1992 DF - Won 4-2
Washington	2	2	0	12	8	4	44	40	1992 DSF - Won 4-3
Chicago	2	1	1	8	4	4	23	23	1992 F - Won 4-0
NY Islanders	2	0	2	12	5	7	31	43	1982 PR - Lost 3-2
Toronto	2	0	2	6	2	4	13	21	1977 PR - Lost 2-1
Buffalo	1	1	0	3	2	1	9	9	1979 PR - Won 2-1
Minnesota	1	1	0	6	4	2	28	16	1991 F - Won 4-2
New Jersey	1	1	0	7	4	3	21	21	1991 DSF - Won 4-3
Oakland	1	1	0	4	4	0	13	6	1970 QF - Won 4-0
Philadelphia	1	0	1	7	3	4	24	31	1989 DF - Lost 4-3
TOTAL	22	12	10	107	60	47	356	348	

PLAYOFF RECORDS - ALL-TIME

Years in the Playoffs:	12
Most Consecutive Years in the Playoffs:	4 (1979 to 1982)
Most Consecutive Wins:	11 May 9 to June 1, 1992
Most Consecutive Home Wins:	6 May 9 to May 28, 1992
Most Consecutive Road Wins:	5 May 11 to June 1, 1992

	Series Played	W-L
Record in Stanley Cup Finals	2	2-0
Record in Semi-Finals/Conference Finals	3	2-1
Record in Quarter-Finals/Division Finals	7	3-4
Record in Preliminary Round/Division Semi-Finals	10	5-5
Record in 2-Game series	1	1-0
Record in 3-Game Series	3	1-2
Record in 4-Game Series	6	4-2
Record in 5-Game Series	4	1-3
Record in 6-Game Series	4	3-1
Record in 7-Game Series	4	2-2

COACHES PLAYOFF RECORDS

COACHES	SERIES	W-L	GAMES	W-L
Scott Bowman	4	4-0	21	16-5
Bob Johnson	4	4-0	24	16-8
Gene Ubriaco	2	1-1	11	7-4
Red Kelly	3	1-2	14	6-8
Marc Boileau	2	1-1	9	5-4
Fddie Johnston	2	0-2	10	4-6
Johnny Wilson	3	1-2	12	4-8
Ken Schinkel	2	0-2	6	2-4
TOTAL	22	12-10	107	60-47

PLAYOFF RECORDS - SERIES

MOST GOALS, BOTH TEAMS:

2-Game Series	15	(1975) Pittsburgh 9, St. Louis 6
3-Game Series	23	(1977) Toronto 13, Pittsburgh 10
4-Game Series	30	(1989) Pittsburgh 19, NY Rangers 11
5-Game Series	41	(1981) Pittsburgh 21, St. Louis 20
6-Game Series	45	(1991) Pittsburgh 27, Boston 18
7-Game series	55	(1989) Philadelphia 31, Pittsburgh 24

MOST GOALS, PITTSBURGH:

2-Game Series	9	(1975) vs St. Louis
3-Game Series	10	(1977) vs Toronto
4-Game Series	19	(1989) vs NY Rangers
	19	(1992) vs Boston
5-Game Series	21	(1981) vs St. Louis
6-Game Series	28	(1991) vs Minnesota
7-Game Series	25	(1992) vs Washington

MOST GOALS, OPPONENTS:

2-Game Series	6	(1975) by St. Louis
3-Game Series	13	(1977) by Toronto
4-Game Series	16	(1979) by Boston
5-Game Series	22	(1982) by NY Islanders
6-Game Series	19	(1970) by St. Louis
	19	(1992) by NY Rangers
7-Game Series	31	(1989) by Philadelphia

FEWEST GOALS, BOTH TEAMS:

2-Game Series	15	(1975) Pittsburgh 9, St. Louis 6
3-Game Series	11	(1976) Toronto 8, Pittsburgh 3
4-Game Series	19	(1970) Pittsburgh 13, Oakland 6
5-Game Series	32	(1991) Pittsburgh 19, Washington 13
6-Game Series	29	(1970) St. Louis 19, Pittsburgh 10
7-Game Series	39	(1975) NY Islanders 21, Pittsburgh 18

FEWEST GOALS, PITTSBURGH:

2-Game Series	9	(1975) vs St. Louis
3-Game Series	3	(1976) vs Toronto
4-Game Series	7	(1979) vs Boston
5-Game Series	13	(1982) vs NY Islanders
6-Game Series	10	(1970) vs St. Louis
7-Game Series	18	(1975) vs NY Islanders

FEWEST GOALS, OPPONENTS:

2-Game Series	6	(1975) by St. Louis
3-Game Series	8	(1976) by Toronto
4-Game Series	6	(1970) by Oakland
5-Game Series	13	(1991) by Washington
6-Game Series	16	(1991) by Minnesota
7-Game Series	21	(1975) by NY Islanders
	21	(1991) by New Jersey

PLAYOFF RECORDS

Most Power Play Goals:

For:	11	(1992) vs Washington
Against:	9	(1989) by Philadelphia
Both Teams:	19	(1989) Pittsburgh 10, Philadelphia 9

Most Power Play Chances:

For:	42	(1989) vs Philadelphia
Against:	40	(1989) by Philadelphia
Both Teams:	82	(1989) Pittsburgh 42, Philadelphia 40

Most Penalties:

Both Teams:	180	(1989) Pittsburgh 85, Philadelphia 95
Pittsburgh:	85	(1989) vs Philadelphia
Opponent:	95	(1989) by Philadelphia

Fewest Penalties:

Both Team:	24	(1975) Pittsburgh 9, St. Louis 15
Pittsburgh:	9	(1975) vs St. Louis
Opponent:	15	(1975) by St. Louis

Most Penalty Minutes:

Both Teams:	512	(1989) Pittsburgh 242, Philadelphia 270
Pittsburgh:	242	(1989) vs Philadelphia
Opponent:	270	(1989) by Philadelphia

Fewest Penalty Minutes:

Both Teams:	61	(1976) Pittsburgh 25, Toronto 36
Pittsburgh:	18	(1975) vs St. Louis
Opponent:	36	(1976) by Toronto

PLAYOFF RECORDS - GAME

Most Goals:

Both Teams, Home:	17	(Apr. 25, 1989) 10-7 win vs Philadelphia
Both Teams, Road:	10	(Apr. 17, 1975) 6-4 win at NY Islanders
	10	(Apr. 7, 1977) 6-4 win at Toronto
	10	(Apr. 9, 1981) 6-4 win at St. Louis
Pittsburgh, Home:	10	(Apr. 25, 1989) 10-7 win vs Philadelphia
Pittsburgh, Road:	8	(May 25 1991) 8-0 win at Minnesota
Opponent, Home:	8	(Apr. 13, 1980) 8-3 loss vs Boston
Opponent, Road:	8	(Apr. 7, 1982) 8-1 loss vs NY Islanders

Largest Margin of Victory:

Home:	4	(4-0 vs New Jersey, April 15, 1991)
	4	(5-1 vs NY Rangers, May 13, 1992)
Road:	8	(8-0 at Minnesota, May 25, 1991)

Largest Margin of Defeat:

Home:	5	(8-3 vs Boston, April 13, 1980)
	5	(7-2 vs Washington, April 25, 1992)
Road:	7	(8-1 at NY Islanders, April 7, 1982)

Most Power Play Goals:

For:	4	(April 29, 1992 vs Washington)
Against:	3	(4x - last time - May 3, 1991 at Boston)
Both Teams:	5	April 19, 1991, Pittsburgh 2, Washington 3
	5	April 23, 1992, Pittsburgh 3, Washington 2
	5	April 29, 1992, Pittsburgh 4, Washington 1

Most Power Play Chances:

For:	12	April 23, 1992 vs Washington
Against:	11	April 23, 1992 vs Washington
Both Teams:	23	April 23, 1992, Pittsburgh 12, Washington 11

Most Short-Handed Goals:

For:	1	(11x - last time - May 28, 1992 at Chicago)
Against:	2	April 13, 1980 vs Boston
	2	May 23, 1991 vs Minnesota

Most Shots

Pittsburgh:	49	(April 26, 1970) vs St. Louis
Pittsburgh (OT Game):	51	(April 14, 1981) at St. Louis
Opponent:	49	(April 9, 1989) at NY Rangers
Opponent (OT Game):	52	(April 14, 1981) at St. Louis

Most Saves:

Pittsburgh:	46	(April 9, 1989) at NY Rangers
Pittsburgh (OT Game):	48	(April 14, 1981) at St. Louis
Opponent:	49	(April 26, 1970) by St. Louis

Fewest shots:

Pittsburgh:	17	(April 10, 1980) at Boston
Opponent:	16	(April 23, 1970) by St. Louis

Fewest Saves:

Pittsburgh:	14	(April 23, 1970) vs St. Louis
Opponent:	16	(April 10, 1980) at Boston 16 (April 23, 1991) at Washington

Most Penalties:

Both Teams, Home:	48	(Apr. 6, 1989) Pittsburgh 25, NY Rangers 23
Both Teams, Road:	34	(Apr. 8, 1989) Pittsburgh 19, NY Rangers 15
Pittsburgh:	25	(Apr. 6, 1989) vs NY Rangers
Opponent:	23	(Apr. 6, 1989) by NY Rangers

Fewest Penalties:

Both Teams, Home:	8	(Apr. 26, 1970) Pittsburgh 4, St. Louis 4 8 (Apr. 5, 1977) Pittsburgh 3, Toronto 5
Both Teams, Road:	3	(May 1, 1992) Pittsburgh 2, Washington 1
Pittsburgh:	2	(May 1, 1992) at Washington 2 (May 5, 1992) at NY Rangers
Opponent:	1	(May 1, 1992) by Washington

Most Penalty Minutes:

Both Teams, Home:	125	(Apr. 25, 1989) Pittsburgh 46, Phil. 79
Both Teams, Road:	149	(Apr. 19, 1970) Pittsburgh 83, St. Louis 66
Pittsburgh:	83	(Apr. 19, 1970) at St. Louis
Opponent:	79	(Apr. 25, 1989) by Philadelphia

Fewest Penalty Minutes:

Both Teams, Home:	17	(Apr. 9, 1976) Pittsburgh 6, Toronto 11
Both Teams, Road:	6	(May 1, 1992) Pittsburgh 2, Washington 1
Pittsburgh:	4	May 1, 1992) at Washington 4 (May 5, 1992) at NY Rangers
Opponent:	2	(May 1, 1992) by Washington

PLAYOFF RECORDS - PERIOD**Most Goals:**

Both Teams, Home:	7	(Apr. 6, 1989) Pittsburgh 5, NY Rangers 2 7 (Apr. 25, 1989) Pittsburgh 6, Phil. 1
Both Teams, Road:	6	(Apr. 17, 1975) Pittsburgh 3, NYI 3 6 (June 1, 1992) Pittsburgh 3, Chicago 3
Pittsburgh, Home:	6	(Apr. 25, 1989) vs Philadelphia
Pittsburgh, Road:	4	(Apr. 9, 1981) at St. Louis
Opponent, Home:	5	(Apr. 13, 1980) by Boston
Opponent, Road:	4	(Apr. 8, 1982) by NY Islanders

Most Shots:

Pittsburgh:	21	(April 15, 1975) vs NY Islanders
Opponent:	22	(April 10, 1980) at Boston

Most Saves:

Pittsburgh:	19	(Three times - last time - April 9, 1989)
Opponent:	21	(April 15, 1975) by NY Islanders

Fewest Shots:

Pittsburgh: 3 (Six times - last time - April 21, 1991)
 Opponent: 2 (May 19, 1992) by Boston

Fewest Saves:

Pittsburgh: 1 (May 19, 1992) vs Boston
 Opponent: 2 (Two times - last time - April 14, 1979)

Most Penalties:

Both Teams, Home: 24 (Apr. 6, 1989) vs NY Rangers
 Both Teams, Road: 18 (Apr. 8, 1989) at NY Rangers
 Pittsburgh: 13 (Apr. 23, 1992) vs Washington
 Opponent: 13 (Apr. 25, 1989) by Philadelphia

Most Penalty Minutes:

Both Teams, Home: 84 (Apr. 25, 1989) Pittsburgh 33, Phil. 51
 Both Teams, Road: 80 (Apr. 19, 1970) Pittsburgh 40, St. Louis 40
 Pittsburgh, Home: 35 (May 17, 1991) vs Minnesota
 Pittsburgh, Road: 40 (Apr. 19, 1970) at St. Louis
 Opponent, Home: 51 (Apr. 25, 1989) by Philadelphia
 Opponent, Road: 40 (Apr. 19, 1970) by St. Louis
 40 (Apr. 8, 1989) by NY Rangers

**INDIVIDUAL RECORDS
 ALL-TIME**

Most Games Played:

56 - Phil Bourque
 56 - Troy Loney
 56 - Kevin Stevens

Most Assists:

53 - Mario Lemieux
 38 - Kevin Stevens
 29 - Ron Francis

Most Penalty Minutes:

107 - Phil Bourque

Most Games Played, Goalie:

52 - Tom Barrasso

Best Goals Against Average:

2.10 - Les Binkley

Most Goals:

44 - Mario Lemieux
 33 - Kevin Stevens
 15 - Ron Francis

Most Points:

97 - Mario Lemieux
 71 - Kevin Stevens
 44 - Ron Francis

Most Power Play Goals:

21 - Mario Lemieux

Most Minutes Played, Goalie:

3039 - Tom Barrasso

Most Wins, Goalie:

35 - Tom Barrasso

ONE PLAYOFF YEAR

Most Goals:

17 - Kevin Stevens (1991)
 16 - Mario Lemieux (1992)
 16 - Mario Lemieux (1991)

Most Assists:

28 - Mario Lemieux (1991)
 24 - Mark Recchi (1991)
 19 - Ron Francis (1992)

Most Power Play Goals:

8 - Mario Lemieux (1992)

Most Game-Winning Goals:

5 - Mario Lemieux (1992)

Most Shots on Goal:

93 - Mario Lemieux (1991)

Longest Goal-Scoring Streak:

7 - Mario Lemieux (8 goals)
 (5/3 to 5/17/91)

Longest Point-Scoring Streak:

15 - Mario Lemieux [29 pts.(11+18)]
 (4/13 to 5/17/91)
 14 - Mark Recchi [25 pts.(6+19)]
 (4/11 to 5/11/91)

Most Points:

44 - Mario Lemieux (1991)
 34 - Mario Lemieux (1992)
 34 - Mark Recchi (1991)

Most Penalty Minutes:

66 - Phil Bourque (1989)
 63 - Gord Roberts (1991)
 53 - Kevin Stevens (1991)

Most Goals, Defensemen:

6 - Larry Murphy (1992)

Most Assists, Defensemen:

18 - Larry Murphy (1991)

Most Points, Defensemen:

23 - Larry Murphy (1991) (5-18)

Most Saves by Goaltender:

578 - Tom Barrasso (1991)

Longest Assist-Scoring streak:

10 - Mario Lemieux (16 assists)
 (4/19 to 5/11/91)

PENGUINS PLAYING RECORDS

ONE PLAYOFF SERIES

Most Goals: 9 - Mario Lemieux (1989) vs Philadelphia
Most Assists: 10 - Mario Lemieux (1992) vs Washington
Most Points: 17 - Mario Lemieux (1992) vs Washington
Most Penalty Minutes: 43 - Tracy Pratt (1970) vs St. Louis
 43 - Randy Hillier (1989) vs NY Rangers

ONE PLAYOFF GAME

Most Goals: 5 - Mario Lemieux (Apr. 25, 1989) vs Phil. *
Most Assists: 4 - Paul Coffey (Apr. 25, 1989) vs Philadelphia
 4 - Paul Coffey (Apr. 19, 1991) vs Washington
 4 - Larry Murphy (May. 23, 1991) vs Minnesota
Most Points: 8 - Mario Lemieux (Apr. 25, 1989) vs Phil. (5+3) *
 6 - Mario Lemieux (April 23, 1992) vs Wash. (3+3)
 5 - Kevin Stevens (May 9, 1991) at Boston (2+3)
 12 - Kevin Stevens (Apr. 29, 1992) vs Washington
Most Shots: 8 - Kim Clackson (Apr. 13, 1980) at Boston
Most Penalties: 32 - Tracy Pratt (Apr. 19, 1970) at St. Louis
Most Penalty Minutes: 46 - Tom Barrasso (Apr. 9, 1989) at NY Rangers
Most Saves: 48 - Greg Millen (Apr. 14, 1981) at St. Louis
Most Saves (OT Game):

ONE PLAYOFF PERIOD

Most Goals: 4 - Mario Lemieux (Apr. 25, 1989) vs Phil. *
Most Assists: 3 - Mario Lemieux (Apr. 25, 1989) vs Philadelphia
 3 - Paul Coffey (Apr. 19, 1991) vs Washington
Most Points: 4 - Mario Lemieux (Apr. 25, 1989) vs Phil. (4+0) *
 4 - Mario Lemieux (Apr. 23, 1992) vs Wash. (2+2) *
Most Shots: 7 - Larry Murphy (Apr. 11, 1991) vs New Jersey
Most Penalties: 6 - Kim Clackson (Apr. 13, 1980) at Boston
Most Penalty Minutes: 26 - Kim Clackson (Apr. 13, 1980) at Boston
Most Saves: 19 - Greg Millen (April 10, 1980) at Boston
 19 - Greg Millen (April 8, 1981) at St. Louis
 19 - Tom Barrasso (April 9, 1989) at NY Rangers

OVERTIME GAMES

DATE	PLAYER	TIME	OPPONENT	GAME NO.	SCORE
5/17/92	Jaromir Jagr	9:44	@ Boston	Game #1	4-3
5/9/92	Ron Francis	2:47	vs NY Rangers	Game #4	5-4
5/7/92	Kris King	1:29	vs NY Rangers	Game #3	5-6
5/3/91	Vladimir Ruzicka	8:14	@ Boston	Game #2	4-5
4/19/91	Kevin Stevens	8:10	vs Washington	Game #2	7-6
4/5/91	Jaromir Jagr	8:52	vs New Jersey	Game #2	5-4
4/21/89	Phil Bourque	12:08	@ Philadelphia	Game #3	4-3
4/13/82	John Tonelli	6:10	@ NY Islanders	Game #5	3-4
4/10/82	Rick Kehoe	4:14	vs NY Islanders	Game #3	2-1
4/14/81	Mike Crombeen	25:16	@ St. Louis	Game #5	3-4
4/14/79	George Ferguson	0:47	@ Buffalo	Game #3	4-3
4/9/72	Pit Martin	0:12	vs Chicago	Game #4	5-6
4/12/70	Michel Briere	8:28	@ Oakland	Game #4	3-2

OPPONENT PLAYOFF SCORING LEADERS VS PITTSBURGH

PLAYER	TEAM(S)	GP	G	A	PTS	PIM
1. Ray Bourque	Boston	14	4	14	18	29
2. Tim Kerr	Philadelphia/NY Rangers	11	11	5	16	2
3. Brian Propp	Philadelphia/Minnesota	13	7	8	15	12
4. Dino Ciccarelli	Washington	12	8	6	14	18
5. Mike Ridley	Washington	12	1	13	14	2
6. Peter McNab	Boston	9	6	6	12	2
7. Brian Leetch	NY Rangers	10	4	8	12	6
8. Darryl Sittler	Toronto	6	2	10	12	13
9. Calle Johansson	Washington	11	2	10	12	8
10. Clark Gilles	NY Islanders	10	6	5	11	22

OPPONENT PLAYOFF GOALTENDING LEADERS VS PITTSBURGH

(180 Minute Minimum)

GOALTENDER	TEAM(S)	GP	MIN	GA	SO	AVG	W-L
1. Glenn Resch	NY Islanders	4	240	4	1	1.00	4-0
2. Jacques Plante	St. Louis	3	180	4	1	1.33	2-1
3. Wayne Thomas	Toronto	5	300	9	1	1.80	3-2
4. Gerry Cheevers	Boston	9	540	20	0	2.22	7-2
5. Gary Smith	Oakland/Chicago	5	308	13	1	2.53	1-4

FASTEST PLAYOFF GOALS

FASTEST GOALS BY ONE PENGUIN PLAYER:

TWO 1:30 - April 25, 1989-Mario Lemieux vs. Philadelphia

FASTEST GOALS BY THE PENGUINS:

TWO :07 - April 13, 1980-Ron Stackhouse and Rick Kehoe vs Boston.

THREE 1:31 - April 6, 1989-Kevin Stevens, Rob Brown and Jock Callander vs NY Rangers.

FOUR 4:52 - April 25, 1989-Mario Lemieux (3) and Bob Errey vs Philadelphia.

FASTEST GOALS BY PENGUINS OPPONENT:

TWO :25 - April 24, 1975-Ed Westfall and Garry Howatt (NYI) at NY Islanders (Both goals were empty net goals).

FASTEST GOALS AT THE START OF A PERIOD:

START OF THE GAME:

PENGUINS :15 - April 8, 1981-Greg Malone at St. Louis.

OPPONENTS :31 - April 21, 1970-Jean-Guy Talbot (St. Louis) at St. Louis.

FASTEST GOALS AT THE START OF PERIOD OTHER THAN FIRST:

PENGUINS :24 - April 15, 1975-Jean Pronovost vs NYI

OPPONENTS: 06 - April 25, 1989-Pelle Eklund (Philadelphia) vs Pittsburgh #

KEY: # = NHL Playoff Record

* = Ties NHL Playoff Record

PLAYOFF HAT TRICKS


		FOR			
PLAYER	DATE	LOCATION	GOALTENDER		
Ken Schinkel	Apr. 11, 1970	at Oakland	Gary Smith		
Mario Lemieux #	Apr. 25, 1989	vs Philadelphia	Ron Hextall		
Mario Lemieux	Apr. 23, 1992	vs Washington	Don Beaupre		
Ron Francis	May 9, 1992	vs NY Rangers	Richter 1/Vanbiesbrouck-2		
Kevin Stevens *	May 21, 1992	at Boston	Andy Moog		
AGAINST					
Dino Ciccarelli	Apr. 25, 1992	vs Washington	Barrasso-1/Wregget-2		
Dirk Graham	May 30, 1992	at Chicago	Tom Barrasso		

* = four goals

= five goals

PLAYOFF SHUTOUTS

		FOR			
GOALTENDER	DATE	LOCATION	SCORE	SAVES	
Michel Plasse	Apr. 8, 1976	vs Toronto	2-0	21	
Frank Pietrangelo	Apr. 15, 1991	vs New Jersey	4-0	27	
Tom Barrasso	May 25, 1991	at Minnesota	8-0	39	
Tom Barrasso	May 30, 1992	at Chicago	1-0	27	
AGAINST					
Jacques Plante	Apr. 28, 1970	at St. Louis	5-0	21	
Gary Smith	Apr. 8, 1972	vs Chicago	2-0	31	
Glenn Resch	Apr. 26, 1975	vs NY Islanders	1-0	30	
Wayne Thomas	Apr. 9, 1976	at Toronto	4-0	26	



**PENGUINS
RECORD SECTION**

SENIOR LEADERS

(Players in CAPS still with Pittsburgh)

GAMES PLAYED

1. Jean Pronovost	753
2. Rick Kehoe	722
3. Ron Stackhouse	621
4. Ron Schock	619
5. Dave Burrows	573
6. BOB ERREY	518
7. MARIO LEMIEUX	517
8. Syl Apps	495
9. Greg Malone	495
10. TROY LONEY	450
11. Peter Lee	431
12. Rod Buskas	431
13. Randy Carlyle	397
14. Jim Johnson	390
15. Mike Bullard	382
16. Ken Schinkol	371
17. Dave Hannan	355
18. Russ Anderson	353
19. Val Fonteyne	349
20. Phil Bourque	344
20. Randy Hillier	343
21. Bryan Hextall	335

GOALS

1. MARIO LEMIEUX	408
2. Jean Pronovost	316
3. Rick Kehoe	312
4. Mike Bullard	186
5. Syl Apps	151
6. Greg Malone	143
7. KEVIN STEVENS	140
8. Lowell MacDonald	140
9. Ron Schock	124
10. BOB ERREY	124
11. Doug Shedden	123
12. Pierre Larouche	119
13. Peter Lee	114
14. Rob Brown	112
15. Dan Quinn	111
16. Paul Coffey	108
17. Mark Recchi	104
18. Paul Gardner	98
19. George Ferguson	93
20. Ken Schinkel	93
21. Greg Polis	88
22. Keith McCreary	82
23. Rod Schutt	76

PENALTY MINUTES

1. Rod Buskas	959
2. TROY LONEY	881
3. Bryan Watson	871
4. Paul Baxter	851
5. Gary Rissling	832
6. Russ Anderson	684
7. Jim Johnson	658
8. JAY CAUFIELD	654
9. Dan Frawley	610
10. Randy Hillier	594
11. KEVIN STEVENS	583
12. Randy Carlyle	582

ASSISTS

1. MARIO LEMIEUX	606
2. Syl Apps	349
3. Paul Coffey	332
4. Rick Kehoe	324
5. Jean Pronovost	287
6. Ron Schock	280
7. Ron Stackhouse	277
8. Randy Carlyle	257
9. Greg Malone	221
10. Mike Bullard	175
11. Lowell MacDonald	166
12. Dan Quinn	162
13. KEVIN STEVENS	161
14. John Cullen	160
15. Doug Shedden	159
16. Mark Recchi	148
17. Rob Brown	143
18. Ken Schinkel	143
19. Pierre Larouche	134
20. BOB ERREY	134
21. Doug Bodger	132
22. Mon Martha	131
23. Peter Lee	131

POINTS

1. MARIO LEMIEUX	1014
2. Rick Kehoe	636
3. Jean Pronovost	603
4. Syl Apps	500
5. Paul Coffey	440
6. Ron Schock	404
7. Greg Malone	364
8. Mike Bullard	361
9. Ron Stackhouse	343
10. Randy Carlyle	323
11. Lowell MacDonald	306
12. KEVIN STEVENS	301
13. Doug Shedden	282
14. Dan Quinn	273
15. BOB ERREY	258
16. Rob Brown	255
17. Pierre Larouche	253
18. Mark Recchi	252
19. Peter Lee	245
20. Ken Schinkel	236
21. John Cullen	235
22. Randy Cunneymouth	216
23. Paul Gardner	203

GOALS - ONE SEASON

- 85 - Mario Lemieux (1988-89)
- 70 - Mario Lemieux (1987-88)
- 55 - Rick Kehoe (1980-81)
- 54 - Mario Lemieux (1986-87)
- 54 - Kevin Stevens (1991-92)
- 53 - Pierre Larouche (1975-76)
- 52 - Jean Pronovost (1975-76)
- 51 - Mike Bullard (1983-84)
- 49 - Rob Brown (1988-89)
- 48 - Mario Lemieux (1985-86)
- 45 - Mario Lemieux (1989-90)
- 44 - Mario Lemieux (1991-92)
- 43 - Lowell MacDonaid (1973-74)
- 43 - Jean Pronovost (1974-75)
- 43 - Mario Lemieux (1984-85)
- 42 - Joe Mullen (1991-92)
- 41 - Mike Bullard (1985-86)
- 40 - Jean Pronovost (1973-74)
- 40 - Jean Pronovost (1977-78)
- 40 - Warren Young (1984-85)
- 40 - Dan Quinn (1987-88)
- 40 - Mark Recchi (1990-91)
- 40 - Kevin Stevens (1990-91)

POINTS - ONE SEASON

- 199 - Mario Lemieux (1988-89)
- 168 - Mario Lemieux (1987-88)
- 141 - Mario Lemieux (1985-86)
- 131 - Mario Lemieux (1991-92)
- 123 - Mario Lemieux (1983-90)
- 123 - Kevin Stevens (1991-92)
- 115 - Rob Brown (1988-89)
- 113 - Paul Coffey (1988-89)
- 113 - Mark Recchi (1990-91)
- 111 - Pierre Larouche (1975-76)
- 107 - Mario Lemieux (1986-87)
- 104 - Jean Pronovost (1975-76)
- 103 - Paul Coffey (1989-90)
- 100 - Mario Lemieux (1984-85)
- 99 - Syl Apps (1975-76)
- 94 - Dan Quinn (1988-89)
- 94 - John Cullen (1990-91)

POWER PLAY GOALS- ONE SEASON

- 31 - Mario Lemieux (1988-89)
- 24 - Rob Brown (1988-89)
- 22 - Mario Lemieux (1987-88)
- 21 - Dan Quinn (1987-88)
- 21 - Paul Gardner (1981-82)
- 20 - Rick Kehoe (1980-81)
- 20 - Paul Gardner (1982-83)
- 19 - Doug Shedden (1985-86)
- 19 - Mario Lemieux (1986-87)
- 19 - Kevin Stevens (1991-92)
- 18 - Pierre Larouche (1975-76)
- 18 - Kevin Stevens (1990-91)
- 17 - Rick Kehoe (1981-82)
- 17 - Mario Lemieux (1985-86)

POWER PLAY POINTS- ONE SEASON

- 80 - Mario Lemieux (1987-88)
- 80 - Mario Lemieux (1988-89)
- 64 - Paul Coffey (1988-89)
- 62 - Mario Lemieux (1985-86)
- 50 - Rick Kehoe (1981-82)
- 49 - Mario Lemieux (1989-90)
- 48 - Paul Coffey (1989-90)
- 47 - Dan Quinn (1988-89)
- 47 - Rob Brown (1988-89)
- 47 - Mario Lemieux (1991-92)
- 46 - Randy Carlyle (1981-82)
- 43 - Kevin Stevens (1991-92)

ASSISTS - ONE SEASON

- 114 - Mario Lemieux (1988-89)
- 98 - Mario Lemieux (1987-88)
- 93 - Mario Lemieux (1985-86)
- 87 - Mario Lemieux (1991-92)
- 83 - Paul Coffey (1988-89)
- 78 - Mario Lemieux (1989-90)
- 74 - Paul Coffey (1989-90)
- 73 - Mark Recchi (1990-91)
- 69 - Paul Coffey (1990-91)
- 69 - Kevin Stevens (1991-92)
- 67 - Syl Apps (1975-76)
- 67 - Randy Carlyle (1980-81)
- 66 - Rob Brown (1988-89)
- 64 - Randy Carlyle (1981-82)
- 63 - John Cullen (1990-91)
- 63 - Ron Schock (1974-75)
- 61 - Syl Apps (1973-74)
- 60 - Ron Stackhouse (1975-76)
- 60 - Dan Quinn (1988-89)
- 60 - John Cullen (1989-90)
- 58 - Pierre Larouche (1975-76)
- 57 - Mario Lemieux (1984-85)

PENALTY MINUTES - ONE SEASON

- 409 - Paul Baxter (1981-82)
- 378 - Dave Schultz (1977-78)
- 322 - Pat Price (1981-82)
- 297 - Gary Rissling (1983-84)
- 285 - Jay Caulfield (1988-89)
- 252 - Kevin Stevens (1991-92)
- 238 - Paul Baxter (1982-83)
- 230 - Pat Boutette (1981-82)
- 224 - Marfy McSorley (1983-84)
- 218 - Dan Frawley (1986-87)
- 212 - Bryan Watson (1971-72)
- 209 - Gary Rissling (1984-85)
- 206 - Rod Buskas (1987-88)
- 206 - Ulf Samuelsson (1991-92)
- 204 - Paul Baxter (1980-81)

POWER PLAY ASSISTS- ONE SEASON

- 58 - Mario Lemieux (1987-88)
- 53 - Paul Coffey (1988-89)
- 49 - Mario Lemieux (1988-89)
- 45 - Mario Lemieux (1985-86)
- 39 - Randy Carlyle (1980-81)
- 38 - Paul Coffey (1989-90)
- 35 - Mario Lemieux (1989-90)
- 35 - Mario Lemieux (1991-92)
- 36 - Paul Coffey (1987-88)
- 33 - Randy Carlyle (1981-82)
- 33 - Rick Kehoe (1981-82)
- 33 - Paul Coffey (1990-91)
- 31 - Dan Quinn (1988-89)
- 30 - Moe Mantha (1985-86)

SHOTS ON GOAL- ONE SEASON

- 382 - Mario Lemieux (1987-88)
- 342 - Paul Coffey (1988-89)
- 325 - Kevin Stevens (1991-92)
- 324 - Paul Coffey (1989-90)
- 319 - Pierre Larouche (1975-76)
- 313 - Mario Lemieux (1988-89)
- 299 - Jean Pronovost (1975-76)
- 299 - Rick Kehoe (1980-81)
- 293 - Andy Bathgate (1967-68)
- 284 - Al McDonough (1972-73)
- 276 - Mario Lemieux (1985-86)
- 275 - Jean Pronovost (1974-75)

SERIES RECORDS

Most Goals in Three or Four Game Series:

Pittsburgh	7 - Joe Mullen vs Toronto, 1991-92
Opponent	7 - Mike Foligno (Detroit), 1979-80 - Wayne Gretzky (Edmonton) 1979-80 - Darryl Sittler (Toronto), 1979-80

Most Goals in Five or More Game Series:

Pittsburgh	12- Mario Lemieux vs New Jersey, 1988-89
Opponent	10- Guy Lafleur (Montreal) 1974-75

Most Assists in Three or Four Game Series:

Pittsburgh	9- Mario Lemieux vs Chicago, 1988-89
Opponent	9- Bobby Clarke (Philadelphia) 1977-78

Most Assists in Five or More Game Series:

Pittsburgh	14- Paul Coffey vs NY Islanders 1988-89
Opponent	15- Guy Lafleur (Montreal) 1975-76

Most Points in Three or Four Game Series:

Pittsburgh	15- Mario Lemieux vs Chicago, 1988-89
Opponent	12- Wayne Gretzky (Edmonton), 1979-80

Most Points in Five or More Game Series:

Pittsburgh	20- Mario Lemieux vs New Jersey, 1988-89
Opponent	21- Guy Lafleur (Montreal), 1975-76

MOST PENGUINS GAME-WINNING GOALS

SEASON		CAREER	
Mark Recchi	9 - 1990-91	Jean Pronovost	42
Jean Pronovost	9 - 1974-75	Mario Lemieux	36
Mario Lemieux	8 - 1988-89	Rick Kehoe	26
Mario Lemieux	7 - 1987-88	Syl Apps	20
Terry Ruskowski	7 - 1985-86	Peter Lee	18
Peter Lee	7 - 1978-79	Ron Schock	17
Kevin Stevens	6 - 1990-91	Mark Recchi	17
Rob Brown	6 - 1988-89	Mike Bullard	15
Randy Cunneynworth	6 - 1987-88	Dan Quinn	14
Pierre Larouche	6 - 1976-77	Ken Schinkel	14
Syl Apps	6 - 1974-75	Randy Cunneynworth	14
		Kevin Stevens	14

MOST PENGUINS SHORT-HANDED GOALS

SEASON		CAREER	
Mario Lemieux	13 - 1988-89	Mario Lemieux	31
Mario Lemieux	10 - 1987-88	Ron Schock	14
Mario Lemieux	4 - 1991-92	Jean Pronovost	14
Phil Bourque	4 - 1990-91	George Ferguson	12
Vic Hadfield	4 - 1974-75	Syl Apps	11
Syl Apps	4 - 1973-74	Bob Errey	9

MOST PENGUINS POWER PLAY GOALS

CAREER	
Mario Lemieux	132
Rick Kehoe	95
Jean Pronovost	70
Paul Gardner	59
Mike Bullard	59
Kevin Stevens	55
Dan Quinn	52
Rob Brown	51

MOST PENGUINS SHOTS ON GOAL

CAREER	
Jean Pronovost	2,310
Rick Kehoe	2,165
Mario Lemieux	2,011
Ron Stackhouse	1,342
Paul Coffey	1,306
Ron Schock	1,227
Syl Apps	1,168
Randy Carlyle	1,050
Greg Malone	1,023

POWER PLAY PPG-A, PCT. & NHL RANK

YEAR	Power Play PPG-ADV	PCT.	NHL RANK	Short-Handed PPGA-ADV	PCT.	NHL RANK
1967-68	37-273	13.6	11th	31-193	83.9	6th
1968-69	50-303	16.5	7th	38-231	83.5	5th
1969-70	53-315	16.8	9th	66-282	76.6	12th
1970-71	56-318	17.6	9th	48-276	82.6	8th
1971-72	46-286	16.1	11th	55-246	77.6	10th
1972-73	52-301	17.3	9th	49-264	81.4	8th
1973-74	47-276	17.0	11th	47-245	80.8	8th
1974-75	64-323	19.8	9th	63-324	80.6	8th
1975-76	75-307	24.4	6th	68-292	76.7	11th
1976-77	46-263	17.5	14th	47-209	77.5	15th
1977-78	53-261	20.3	11th	61-251	75.9	13th
1978-79	56-261	21.5	12th	57-250	77.2	11th
1979-80	52-262	19.9	14th	64-247	74.1	18th
1980-81	92-400	23.0	11th	99-370	73.2	21st
1981-82	99-404	24.5	7th	92-399	76.9	11th
1982-83	81-360	22.5	9th	110-396	72.2	21st
1983-84	70-340	20.6	16th	86-357	75.9	15th
1984-85	62-363	17.1	21st	74-311	76.2	14th
1985-86	93-425	21.9	12th	78-341	77.1	15th
1986-87	74-374	19.5	14th	72-319	77.4	15th
1987-88	110-500	22.0	6th	120-507	76.3	20th
1988-89	119-491	24.2	3rd	111-482	77.0	16th
1989-90	86-403	21.3	10th	94-372	74.7	20th
1990-91	89-388	22.9	3rd	73-351	79.2	16th
1991-92	92-427	21.5	4th	77-379	79.7	15th
TOTAL	1754-8624	20.3		1780-7894	77.5	

OPPOSITE INDIVIDUAL GAME RECORDS & RECORDS


Most Goals in a Game: 4 - 10 times - last time Vladimir Ruzicka (Boston), February 9, 1992
 - in a 6-3 win vs Pittsburgh.

Most Assists in a Game: 6 - Patrick Sundstrom (Vancouver), February 29, 1984
 - in a 9-5 win at Pittsburgh.

Most Points in a Game: 7 - Patrick Sundstrom (Vancouver), February 29, 1984
 - in a 9-5 win at Pittsburgh (1g,6a).

Most Penalty Minutes in a Game: 48 - Jim Dorey (Toronto), October 10, 1968
 - in a 2-2 tie vs Pittsburgh.

Most Shots on Goal in a Game: 13 - Phil Esposito (Boston), December 25, 1970
 - in an 8-4 win vs Pittsburgh and Wilf Paiement (Colorado), February 6, 1977
 - in a 5-2 win vs Pittsburgh.



Kevin Stevens Led Penguins with 19 power play goals in 1991-92 season

SEASON	GOALS	ASSISTS	POINTS
1967-68	22 - McDonald, Ab	39- Bathgate, Andy	59- Bathgate, Andy
1968-69	25 - McCreary, Keith	38- Burns, Charlie	52- Schinkei, Ken
1969-70	20 - Prentice, Dean	32- Bnere, Michel	51- Prentice, Dean
1970-71	21 - McCreary, Keith - Prentice, Dean - Pronovost, Jean	32- Hextall, Bryan	48- Hextall, Bryan
1971-72	30- Pois, Greg - Pronovost, Jean	44- Apps, Syl	59- Apps, Syl
1972-73	35- McDonough, Al	56- Apps, Syl	85- Apps, Syl
1973-74	43- MacDonald, Lowell	61- Apps, Syl	85- Apps, Syl
1974-75	43- Pronovost, Jean	63- Schock, Ron	86- Schock, Ron
1975-76	53- Larouche, Pierre	67- Apps, Syl	111- Larouche, Pierre
1976-77	33- Pronovost, Jean	43- Apps, Syl	64- Pronovost, Jean
1977-78	40- Pronovost, Jean	43- Malone, Greg	65- Pronovost, Jean
1978-79	35- Malone, Greg	42- Kindrachuk, Orest	65- Malone, Greg
1979-80	30- Kehoe, Rick	32- Malone, Greg	60- Kehoe, Rick
1980-81	55- Kehoe, Rick	67- Carlyle, Randy	88- Kehoe, Rick
1981-82	36- Bullard, Mike - Gardner, Paul	64- Carlyle, Randy	85- Kehoe, Rick
1982-83	29- Kehoe, Rick	44- Malone, Greg	67- Shedden, Doug
1983-84	51- Bullard, Mike	41- Bullard, Mike	92- Bullard, Mike
1984-85	43- Lemieux, Mario	57- Lemieux, Mario	100- Lemieux, Mario
1985-86	48- Lemieux, Mario	93- Lemieux, Mario	141- Lemieux, Mario
1986-87	54- Lemieux, Mario	53- Lemieux, Mario	107- Lemieux, Mario
1987-88	70- Lemieux, Mario	98- Lemieux, Mario	168- Lemieux, Mario
1988-89	85- Lemieux, Mario	114- Lemieux, Mario	199- Lemieux, Mario
1989-90	45- Lemieux, Mario	78- Lemieux, Mario	123- Lemieux, Mario
1990-91	40- Recchi, Mark - Stevens, Kevin	73- Recchi, Mark	113- Recchi, Mark
1991-92	54- Stevens, Kevin	87- Lemieux, Mario	123- Lemieux, Mario
SEASON	GAME-WINNING GOALS	POWER PLAY GOALS	SHORT-HANDED GOALS
1967-68	4 - Bathgate, Andy	6 - McDonald, Ab	1 - McDonald, Ab - Ingarfield, Earl
1968-69	4 - McCreary, Keith	8 - McCreary, Keith - Schinkei, Ken	2 - Pronovost, Jean - Woytowich, Bob
1969-70	5 - Schinkei, Ken	12 - Prentice, Dean	1 - Fonteyne, Val - Schock, Ron
1970-71	3 - Bathgate, Andy - McCreary, Keith	7 - Bathgate, Andy - Prentice, Dean	2 - Schock, Ron
1971-72	5 - Hextall, Bryan	8 - Pois, Greg	2 - Schock, Ron
1972-73	5 - Pronovost, Jean	8 - Pois, Greg - Shack, Eddie	3 - Schock, Ron
1973-74	4 - McDonough, Al	9 - MacDonald, Lowell	4 - Apps, Syl
1974-75	9 - Pronovost, Jean	11 - Pronovost, Jean	4 - Hadfield, Vic
1975-76	4 - Apps, Syl - Kelly, Bob	18 - Larouche, Pierre	2 - Morrison, Lew - Pronovost, Jean
1976-77	6 - Larouche, Pierre	8 - Larouche, Pierre	2 - Apps, Syl
1977-78	5 - Pronovost, Jean	12 - Pronovost, Jean	2 - Mahovich, Pete - Pronovost, Jean
1978-79	7 - Lee, Peter	10 - Lee, Peter	3 - Ferguson, George
1979-80	5 - Marshall, Paul	7 - Kehoe, Rick	3 - Ferguson, George
1980-81	5 - Kehoe, Rick - Schutt, Rod	20 - Kehoe, Rick	3 - Ferguson, George
1981-82	5 - Bullard, Mike	21 - Gardner, Paul	3 - Ferguson, George
1982-83	4 - Boutette, Pat	20 - Gardner, Paul	1 - Boutette, Pat - Carlyle, Randy - Shedden, Doug
1983-84	3 - Kehoe, Rick	15 - Bullard, Mike	2 - McClelland, Kevin
1984-85	3 - Babych, Wayne - Bullard, Mike - Shedden, Doug - Young, Warren	14 - Bullard, Mike	2 - Lamoureux, Mitch
1985-86	7 - Ruskowski, Terry	17 - Shedden, Doug	3 - Hannan, Dave
1986-87	5 - Cunneynworth, Randy	19 - Lemieux, Mario	3 - Quinn, Dan
1987-88	7 - Lemieux, Mario	22 - Lemieux, Mario	10 - Lemieux, Mario
1988-89	8 - Lemieux, Mario	31 - Lemieux, Mario	13 - Lemieux, Mario
1989-90	4 - Cullen, John - Lemieux, Mario - Recchi, Mark	14 - Lemieux, Mario	3 - Lemieux, Mario
91	9 - Recchi, Mark	18 - Stevens, Kevin	4 - Bourque, Phil
2	5 - Lemieux, Mario	19 - Stevens, Kevin	4 - Lemieux, Mario

PENGUINS LEADERS & SHOOTERS

SEASON	PENALTY MINUTES	SHOTS	PLUS/MINUS
1967-68	74 - Boivin, Leo	293 - Bathgate, Andy	-2 - Andrea, Paul
1968-69	81 - McCallum, Dunc	226 - Schinkel, Ken	0 - Ubrico, Gene
1969-70	189 - Watson, Bryan	225 - Schinkel, Ken	-1 - Watson, Bryan
1970-71	133 - Hextall, Bryan	225 - Pronovost, Jean	+10 - Boyer, Wally
1971-72	212 - Watson, Bryan	214 - Pronovost, Jean	+18 - Apps, Syl
1972-73	179 - Watson, Bryan	284 - McDonough, Al	+37 - MacDonald, Lowell
1973-74	138 - Durbano, Steve	260 - MacDonald, Lowell	+21 - Apps, Syl
1974-75	172 - Campbell, Colin	275 - Pronovost, Jean	+29 - Wilkins, Barry
1975-76	161 - Durbano, Steve	319 - Larouche, Pierre	+27 - Burrows, Dave
1976-77	115 - Kelly, Bob	250 - Kehoe, Rick	+13 - Kelly, Bob
1977-78	378 - Schuitz, Dave	219 - Pronovost, Jean	+4 - Mahovich, Pete
1978-79	157 - Schultz, Dave	219 - Lee, Peter	+21 - Stackhouse, Ron
1979-80	166 - Clackson, Kim	239 - Kehoe, Rick	+16 - Stackhouse, Ron
1980-81	204 - Baxter, Paul	299 - Kehoe, Rick	+4 - Johnson, Mark
1981-82	409 - Baxter, Paul	249 - Kehoe, Rick	+9 - Sheppard, Greg
1982-83	238 - Baxter, Paul	203 - Kehoe, Rick	-9 - Lee, Peter
1983-84	297 - Riissing, Gary	214 - Flockhart, Ron	+3 - Maxwell, Bryan
1984-85	209 - Riissing, Gary	209 - Lemieux, Mario	-6 - Riissing, Gary
1985-86	174 - Frawley, Dan	276 - Lemieux, Mario	+15 - Blaisdell, Mike
1986-87	218 - Frawley, Dan	267 - Lemieux, Mario	+14 - Cunneynworth, Randy
1987-88	206 - Buskas, Rod	382 - Lemieux, Mario	+23 - Lemieux, Mario
1988-89	285 - Caulfield, Jay	342 - Coffey, Paul	+41 - Lemieux, Mario
1989-90	171 - Stevens, Kevin	324 - Coffey, Paul	+11 - Hillier, Randy
1990-91	211 - Samuelsson, Ulf	253 - Stevens, Kevin	+17 - Roberts, Gord
1991-92	252 - Stevens, Kevin	325 - Stevens, Kevin	+33 - Murphy, Larry

SEASON	GOALS AGAINST AVERAGE	SHUTOUTS	WINS
1967-68	2.86 - Bassen, Hank	6 - Binkley, Les	20 - Binkley, Les
1968-69	3.20 - Daley, Joe	2 - Daley, Joe	10 - Binkley, Les - Daley, Joe
1969-70	3.03 - Smith, Al	3 - Binkley, Les	15 - Smith, Al
1970-71	2.86 - Binkley, Les	2 - Binkley, Les - Smith, Al	11 - Binkley, Les
1971-72	3.22 - Rutherford, Jim	1 - Rutherford, Jim	17 - Rutherford, Jim
1972-73	2.91 - Rutherford, Jim	3 - Rutherford, Jim	20 - Rutherford, Jim
1973-74	3.44 - Rutherford, Jim	1 - Brown, Andy	13 - Brown, Andy
1974-75	3.09 - Inness, Gary	2 - Inness, Gary	24 - Inness, Gary
1975-76	3.45 - Plasse, Michel	2 - Plasse, Michel	24 - Plasse, Michel
1976-77	2.94 - Herron, Denis	5 - Wilson, Dunc	18 - Wilson, Dunc
1977-78	3.57 - Herron, Denis	None	20 - Herron, Denis
1978-79	3.37 - Herron, Denis - Millen, Greg	2 - Millen, Greg	22 - Herron, Denis
1979-80	3.64 - Millen, Greg	2 - Millen, Greg	18 - Millen, Greg
1980-81	4.16 - Millen, Greg	None	25 - Millen, Greg
1981-82	3.79 - Dion, Michel	1 - Edwards, Gary	25 - Dion, Michel
1982-83	4.26 - Dion, Michel	1 - Herron, Denis	12 - Dion, Michel
1983-84	4.08 - Herron, Denis	1 - Herron, Denis - Romano, Roberto	8 - Herron, Denis
1984-85	4.42 - Romano, Roberto	1 - Herron, Denis - Romano, Roberto	10 - Herron, Denis
1985-86	3.56 - Romano, Roberto	2 - Romano, Roberto	21 - Romano, Roberto
1986-87	3.43 - Meloche, Gilles	None	13 - Meloche, Gilles
1987-88	3.35 - Guenette, Steve	1 - Guenette, Steve - Pietrangelo, Frank	12 - Guenette, Steve
1988-89	4.04 - Barrasso, Tom	None	18 - Barrasso, Tom
1989-90	4.17 - Young, Wendell	1 - Young, Wendell	16 - Young, Wendell
1990-91	3.59 - Barrasso, Tom	1 - Barrasso, Tom	27 - Barrasso, Tom
1991-92	3.53 - Barrasso, Tom	1 - Barrasso, Tom	25 - Barrasso, Tom

DID YOU KNOW? . . .

The Penguins set team records for most road wins (18) and most points on the road (39) during the 1991-92 season.

SEASON

POINTS

Most Overall:	89	(1974-75) (37 wins & 15 ties)
Most Home:	60	(1974-75) (25 wins & 10 ties)
Most Road:	39	(1991-92) (18 wins & 3 ties)
Fewest Overall:	38	(1983-84) (16 wins & 6 ties)
Fewest Home:	18	(1983-84) (7 wins & 4 ties)
Fewest Road:	13	(1982-83) (4 wins & 5 ties)

WINS

Most Overall:	41	(1990-91)
Most Home:	25	(1974-75) & (1990-91)
Most Road:	18	(1991-92)
Fewest Overall:	16	(1983-84)
Fewest Home:	7	(1983-84)
Fewest Road:	3	(1970-71)

LOSSES

Most Overall:	58	(1983-84)
Most Home:	29	(1983-84)
Most Road:	31	(1982-83)
Fewest Overall:	28	(1974-75)
Fewest Home:	5	(1974-75)
Fewest Road:	19	(1978-79)

TIES

Most Overall:	20	(1970-71)
Most Home:	10	(1967-68) & (1974-75)
Most Road:	11	(1970-71)
Fewest Overall:	6	(1990-91)
Fewest Home:	3	(1980-81), (1988-89), (1989-90) & (1990-91)
Fewest Road:	3	(Five times - last time - 1991-92)

GOALS

Most For Overall:	347	(1988-89)
Most For Home:	196	(1975-76)
Most For Road:	162	(1988-89)
Most Against Overall:	394	(1982-83)
Most Against Home:	182	(1983-84)
Most Against Road:	224	(1982-83)
Fewest For Overall:	182	(1969-70)
Fewest For Home:	99	(1968-69)
Fewest For Road:	77	(1969-70)
Fewest Against Overall:	216	(1967-68)
Fewest Against Home:	92	(1970-71)
Fewest Against Road:	115	(1967-68)

ASSISTS

Most For:	596	(1991-92)
Most Against:	665	(1982-83)
Fewest For:	294	(1969-70)
Fewest Against:	338	(1967-68)

POINTS

Most For:	939	(1991-92)
Most Against:	1049	(1982-83)
Fewest For:	476	(1969-70)
Fewest Against:	554	(1967-68)



REGULAR SEASON

SEASON RECORDS

PENALTIES

Most For:	897	(1988-89)
Fewest For:	248	(1967-68)
Most Against:	906	(1988-89)
Fewest Against:	330	(1967-68)

PENALTY MINUTES

Most For:	2670	(1988-89) **
Fewest For:	554	(1967-68)
Most Against:	2702	(1988-89)
Fewest Against:	750	(1967-68)

MINORS

Most For:	773	(1987-88)
Fewest For:	237	(1967-68)
Most Against:	752	(1987-88)
Fewest Against:	315	(1967-68)

MAJORS

Most For:	118	(1988-89)
Fewest For:	1	(1967-68)
Most Against:	114	(1988-89)
Fewest Against:	6	(1967-68)

MISCONDUCTS

Most For:	69	(1981-82)
Fewest For:	1	(1968-69)
Most Against:	87	(1981-82)
Fewest Against:	7	(1976-77)

SHOTS ON GOAL

Most For:	2761	(1974-75)
Fewest For:	2231	(1968-69)
Most Against:	2908	(1983-84)
Fewest Against:	2168	(1987-88)

POWER PLAY CHANCES

Most For:	500	(1987-88)
Fewest For:	262	(1977-78) & (1979-80)
Most Against:	507	(1987-88)
Fewest Against:	193	(1967-68)

POWER PLAY GOALS

Most For:	119	(1988-89) **
Fewest For:	37	(1967-68)
Most Against:	120	(1987-88)
Fewest Against:	31	(1967-68)

POWER PLAY PERCENTAGE

Highest For:	24.7	(1981-82)
Lowest For:	13.6	(1967-68)
Highest Against:	27.4	(1982-83)
Lowest Against:	16.1	(1967-68)

SHORT-HANDED GOALS

Most For:	21	(1988-89)
Fewest For:	2	(1967-68) & (1968-69)
Most Against:	22	(1984-85) **
Fewest Against:	4	(1973-74), (1978-79) & (1979-80)

KEY: ** = NHL RECORD

SEASON RECORDS

80 or More-Point Men in a Season

Most For: 4 (3 times - last time 1990-91)
 Fewest For: 0 (10 times - last time in 1982-83)

90 or More-Point Men in a Season

Most For: 4 (1988-89) (Mario Lemieux 199, Rob Brown, 115, Paul Coffey 113 & Dan Quinn 94)
 Fewest For: 0 (15 times - last time in 1982-83)

100 or More-Point Men in a Season

Most For: 3 (1988-89) (Mario Lemieux 199, Rob Brown 115 & Paul Coffey 113)
 Fewest For: 0 (16 times - last time in 1983-84)

20 or More-Goal Men in a Season

Most For: 9 (2 times - last time 1989-90)
 Fewest For: 1 (1968-69) (Keith McCreary 25)

30 or More-Goal Men in a Season

Most For: 5 (1975-76) (Pierre Larouche 53, Jean Pronovost 52, Syl Apps 32, Lowell MacDonald 30 & Vic Hadfield 30)
 Fewest For: 0 (5 times - last time in 1982-83)

40 or More-Goal Men in a Season

Most For: 3 (1991-92) (Kevin Stevens 54, Mario Lemieux 44 & Joe Mullen 42)
 Fewest For: 0 (11 times - last time in 1982-83)

50 or More-Goal Men in a Season

Most For: 2 (1975-76) (Pierre Larouche 53, & Jean Pronovost 52)
 Fewest For: 0 (17 times - last time in 1989-90)

40 or More-Assist Men in a Season

Most For: 7 (1975-76) (Syl Apps 67, Ron Stackhouse 60, Pierre Larouche 58, Jean Pronovost 52, Rick Kehoe 47, Ron Schock 44 & Lowell MacDonald 43)
 Fewest For: 0 (5 times - last time in 1979-80)

50 or More-Assist Men in a Season

Most For: 4 (2 times - last time in 1988-89)
 Fewest For: 0 (11 times - last time in 1983-83)

60 or More-Assist Men in a Season

Most For: 4 (1988-89) (Mario Lemieux 114, Paul Coffey 83, Rob Brown 66 & Dan Quinn 60)
 Fewest For: 0 (14 times - last time in 1986-87)

100 or More-Penalty Minute Men in a Season

Most For: 15 (1988-89) (Jay Caulfield 285, Paul Coffey 193, Troy Loney 165, Jim Johnson 163, Dave Hannan 157, Randy Cunneynworth 156, Randy Hillier 141, Richard Zemiak 135, Steve Dykstra 126, Bob Errey 124, Rob Brown 118, John Cullen 112, Rod Buskas 105, Dan Quinn 102 & Mario Lemieux 100)
 Fewest For: 0 (2 times - last time 1968-69)

200 or More-Penalty Minute Men in a Season

Most For: 3 (1981-82) (Paul Baxter 409, Pat Price 322 & Pat Boutette 230)
 Fewest For: 0 (13 times - last time in 1990-91)

SEASONS THROUGH 1990

PERIOD RECORDS

MOST GOALS

For, Home:	8	vs San Jose (December 17, 1991)
For, Road:	6	at San Jose (December 5, 1991)
Against, Home:	6	vs Minnesota (February 3, 1982)
	6	vs Minnesota (January 12, 1983)
	6	vs Montreal (January 15, 1983)
	6	vs Quebec (February 16, 1985)
	6	vs NY Rangers (January 3, 1991)
Against, Road:	7	at Philadelphia (March 22, 1984)
For, Both Teams, Home:	8	vs St. Louis (November 22, 1972)
	8	vs Vancouver (October 6, 1976)
	8	vs Montreal (January 11, 1978)
	8	vs Detroit (November 4, 1978)
	8	vs Montreal (January 15, 1983)
	8	vs NY Islanders (October 28, 1990)
	8	vs Toronto (February 21, 1991)
For, Both Teams, Road:	8	vs San Jose (December 17, 1991)
	8	at Vancouver (March 16, 1974)
	8	at Hartford (November 30, 1979)
	8	at Hartford (December 26, 1980)

MOST ASSISTS

For, Home:	11	vs St. Louis (November 22, 1972)
For, Road:	11	at San Jose (December 5, 1991)
Against, Home:	12	vs Quebec (February 16, 1985)
Against, Road:	13	at Philadelphia (March 22, 1984)
For, Both Teams, Home:	15	vs Vancouver (October 6, 1976)
For, Both Teams, Road:	14	at NY Islanders (December 11, 1976)
	14	at Hartford (December 26, 1980)

MOST POINTS

For, Home:	18	vs St. Louis (November 22, 1972)
For, Road:	17	at San Jose (December 5, 1991)
Against, Home:	18	vs Quebec (February 16, 1985)
Against, Road:	20	at Philadelphia (March 22, 1984)
For, Both Teams, Home:	23	vs Vancouver (October 6, 1976)
For, Both Teams, Road:	21	at Vancouver (March 16, 1974)
	21	at NY Islanders (December 11, 1976)

PENALTIES

Most For, Home:	24	vs Edmonton (January 19, 1980) (9-7-8)
Most For, Road:	32	at NY Rangers (Oct. 30, 1988) (14-12-6)
Most by Opponent, Home:	22	at New Jersey (March 25, 1989) (17-3-2)
Most by Opponent, Road:	33	vs Philadelphia (Dec. 8, 1988) (18-9-6)
Most For, Both Teams, Home:	43	vs Edmonton (January 19, 1980)
Most For, Both Teams, Road:	64	at Philadelphia (December 8, 1988)

PENGUINS SUMMER CARNIVAL

Last August 22, the Penguins hosted their first "Penguins Summer Carnival" at the Pittsburgh Civic Arena. Over 11,000 people attended the event which included free autograph sessions with players, a free lockerrm tour, a wide range of special hockey displays, a number of games, question and answer sessions with Owner Howard Baldwin and General Manager Craig Patrick and a chance to have pictures taken with the Stanley Cup. Proceeds from the Carnival went to the Allegheny County Special Olympics and to the Greater Pittsburgh Area Food Bank.

PERIOD RECORDS

PENALTY MINUTES

Most For, Home:	133	vs Edmonton (January 19, 1980)
Most For, Road:	146	at NY Rangers (October 30, 1988)
Most by Opponent, Home:	110	vs Edmonton (January 19, 1980)
Most by Opponent, Road:	141	at Philadelphia (December 8, 1988)
Most For, Both Teams, Home:	243	vs Edmonton (January 19, 1980)
Most For, Both Teams, Road:	272	at NY Rangers (October 30, 1988)

MOST SHOTS

For, Home:	27	vs Washington (Low) (March 15, 1975)
For, Road:	25	at San Jose (Myllys) (March 6, 1992)
Against, Home:	25	vs Vancouver (Barrasso) (Jan. 7, 1989)
Against, Road:	28	at NY Islanders (Herron) (Dec. 5, 1978)

FEWEST SHOTS

For, Home:	1	vs NY Rangers (Frøese) (Dec. 19, 1987)
For, Road:	1	at Boston (Cheevers) (Dec. 15, 1968)
	1	at NY Rangers (Giacomin) (March 8, 1970)
	1	at Chicago (Esposito) (February 10, 1974)
	1	at Montreal (Ponney) (October 13, 1985)
	1	at Detroit (Harlon) (Feb. 23, 1989)
	1	at New Jersey (Billington) (Jan. 2, 1992)
Against, Home:	1	vs NY Rangers (Holland) (Nov. 24, 1979)
	1	vs Calgary (Dion) (March 7, 1982)
	1	vs Washington (Riggin) (Nov. 11, 1987)
Against, Road:	1	at Washington (Herron) (January 6, 1977)

MOST SAVES

For, Home:	23	vs Vancouver (Barrasso) (Jan. 7, 1989)
For, Road:	25	at NY Islanders (Herron) (Dec. 5, 1978)
Against, Home:	24	vs Hartford (Veisor) (February 19, 1981)
Against, Road:	22	at Minnesota (Worsley) (March 23, 1974)

FEWEST SAVES

For, Home:	0	vs Boston (Barrasso) (March 14, 1989)
For, Road:	1	at St. Louis (Binkley) (March 19, 1970)
	1	at Los Angeles (Hoganson/Smith) (March 20, 1971)
	1	at Washington (Herron) (January 6, 1977)
	1	at Boston (Dion) (November 14, 1981)
	1	at St. Louis (Meioche) (Dec. 12, 1987)
By Opponent, Home:	1	vs Toronto (Palmateer) (Dec. 26, 1976)
	1	vs Buffalo (Desjardins) (Jan. 15, 1977)
	1	vs NY Rangers (Frøese) (Dec. 19, 1987)
	1	vs Quebec (Tanner/Tugnutt) (Oct. 25, 1990)
By Opponent, Road:	0	at Boston (Cheevers) (December 15, 1968)

PENGUINS-USX BLOOD DRIVE

One of the biggest wins of the Pittsburgh sports season occurred last August 3-4-5 when the Penguins and USX (formerly US Steel) combined to host a blood drive for the benefit of the Greater Pittsburgh Blood Bank. A record number of 712 donors turned out during the three days, making this the most successful three day drive in the history of the Blood Bank. Penguins Jimmy Paek, Shawn McEachern and Paul Stanton, former Penguin Phil Bourque, General Manager Craig Patrick and announcers Mike Lange and Paul Steigerwald were all present at the drive signing autographs and talking to donors. Thanks to their dedication, a lot of lives were protected during a very critical period for the Blood Bank. The Penguins-USX Drive will now become an annual affair.

GAME RECORDS

MOST GOALS

For, Home:	12 vs Washington (March 15, 1975)
	12 vs Toronto (December 26, 1991)
For, Road:	9 at California (December 17, 1975)
	9 at Vancouver (March 13, 1979)
	9 at Minnesota (January 12, 1989)
	9 at NY Rangers (December 3, 1990)
Against, Home:	10 vs Edmonton (February 19, 1983)
Against, Road:	13 at Philadelphia (March 22, 1984)
For, Two Games:	18 (March 15 to March 16, 1975)
	18 (December 23 to December 26, 1991)
	18 (December 26 to December 28, 1991)
For, Three Games:	24 (December 26 to December 29, 1991)
For, Four Games:	30 (December 23 to December 29, 1991)
For, Five Games:	39 (December 17 to December 26, 1991)
Against, Two Games:	19 (March 22 to March 24, 1984)
Against, Three Games:	23 (four times-last time-March 1985)
Against, Four Games:	28 (five times-last time-March 1985)
Against, Five Games:	34 (five times-last time-March 1985)
For, Both Teams, Home:	17 vs Edmonton (February 19, 1983)
	(Edmonton 10, Pittsburgh 7)
For, Both Teams, Road:	17 at Philadelphia (March 22, 1984)
	(Philadelphia 13, Pittsburgh 4)

FEWEST GOALS

For, Two Games:	0 (four times-last time-Feb. 1980)
For, Three Games:	1 (October 31 to November 4, 1973)
For, Four Games:	2 (October 31 to November 7, 1973)
Against, Two Games:	1 (eleven times-last time-Feb. 1986)
Against, Three Games:	1 (February 20 to February 24, 1973)
Against, Four Games:	3 (February 20 to February 25, 1973)

LARGEST MARGIN OF VICTORY

Home:	11 (12-1 vs Washington - March 15, 1975)
	11 (12-1 vs Toronto - December 26, 1991)
Road:	8 (8-0 at San Jose - December 5, 1991)

LARGEST MARGIN OF DEFEAT

Home:	8 (9-1 vs Buffalo - April 5, 1980)
	(9-1 vs Montreal - October 23, 1976)
Road:	8 (8-0 vs Washington - October 29, 1991)
	12 (12-0 at Montreal - February 22, 1979)

MOST ASSISTS

For, Home:	20 vs Washington (March 15, 1975)
	20 vs Toronto (December 26, 1991)
For, Road:	17 at NY Rangers (December 3, 1990)
Against, Home:	15 vs Minnesota (February 3, 1980)
	15 vs Edmonton (February 19, 1983)
Against, Road:	22 at Philadelphia (March 22, 1984)
For, Both Teams, Home:	28 vs Edmonton (February 19, 1983)
	28 vs NY Islanders (February 6, 1990)
For, Both Teams, Road:	29 at Hartford (December 26, 1980)

MOST POINTS

For, Home:	32 vs Washington (March 15, 1975)
	32 vs Toronto (December 26, 1991)
For, Road:	25 at NY Rangers (December 3, 1990)
Against, Home:	25 vs Edmonton (February 19, 1983)
Against, Road:	35 at Philadelphia (March 22, 1984)
For, Both Teams, Home:	45 vs Edmonton (February 19, 1983)
For, Both Teams, Road:	45 at Hartford (December 26, 1980)
	45 at Philadelphia (March 22, 1984)

MOST POWER PLAY GOALS

For:	6 vs Toronto (December 12, 1986)
Against:	5 vs New Jersey (October 29, 1986)
	5 at Buffalo (October 12, 1988)
	5 at Hartford (February 26, 1989)
	5 at Boston (October 5, 1989)
For, Both Teams:	10 vs New Jersey (October 29, 1989)
	(5 - Pittsburgh & 5 - New Jersey)

GAME RECORDS

MOST POWER PLAY CHANCES

For:	12	vs New Jersey (March 1, 1989)
	12	vs NY Islanders (February 6, 1990)
Against:	14	vs Washington (October 11, 1988)
For, Both Teams:	22	at Washington (January 1, 1988)
		(9 - Pittsburgh & 13 - Washington)
	22	vs Philadelphia (March 19, 1988)
		(10 - Pittsburgh & 12 - Philadelphia)

MOST SHORT-HANDED GOALS

For:	2	(11 times - last time Dec. 28, 1991)
Against:	3	at Toronto (November 16, 1988)
For, Both Teams:	4	vs Chicago (December 6, 1989)
		(2 - Pittsburgh & 2 - Chicago)

PENALTIES

Most For, Home:	28	vs Edmonton (Jan. 19, 1980) (12-8-8)
Most For, Road:	32	at NY Rangers (Oct. 30, 1988) (14-10-8)
Most by Opponent, Home:	24	vs Edmonton (Jan. 19, 1980) (9-9-6)
	24	vs Washington (Nov. 25, 1989) (13-7-4)
Most by Opponent, Road:	27	at NY Rangers (Oct. 30, 1988) (12-8-7)
Most by Both Teams, Home:	52	vs Edmonton (January 19, 1980)
Most by Both Teams, Road:	50	at NY Islanders (October 14, 1982)

PENALTY MINUTES

Most For, Home:	144	vs Edmonton (Jan. 19, 1980) (12-8-8)
Most For, Road:	158	at NY Rangers (Oct. 30, 1988) (14-10-8)
Most by Opponent, Home:	123	vs Edmonton (Jan. 19, 1980) (9-9-6)
Most by Opponent, Road:	134	at NY Rangers (Oct. 30, 1988) (12-8-7)
Most by Both Teams, Home:	267	vs Edmonton (Jan. 19, 1980)
		(Pittsburgh 144, Edmonton 123)
Most by Both Teams, Road:	292	at NY Rangers (Oct. 30, 1988)
		(Pittsburgh 158, NY Rangers 134)

SHOTS

Most For, Home:	65	vs Washington (Low/Belhumer)
		(March 15, 1975)
Most For, Road:	49	at Toronto (Hamel) (November 20, 1974)
	49	at Chicago (Esposito)
		(February 25, 1979)
Most Against, Home:	55	vs Montreal (Wilson/Laxton)
		(October 23, 1976)
Most Against, Road:	62	at Chicago (Barrasso) (March 12, 1989)
Fewest For, Home:	17	vs Philadelphia (St. Croix)
		(October 23, 1982)
	17	vs Philadelphia (Hextall)
		(December 29, 1988)
	17	vs Calgary (Vernon) (February 12, 1989)
	17	vs Calgary (Vernon) (March 24, 1990)
Fewest For, Road:	11	at Boston (Gilbert) (March 27, 1977)
Fewest Against, Home:	13	vs Los Angeles (Smith) (Oct. 22, 1969)
Fewest Against, Road:	15	at California (Binkley) (Oct. 17, 1971)

SAVES

Most For, Home:	48	vs Philadelphia (Dion) (Oct. 23, 1982)
Most For, Road:	57	at Chicago (Barrasso) (March 12, 1989)
Most Against, Home:	53	vs Montreal (Thomas) (March 10, 1974)
Most Against, Road:	47	at Chicago (Esposito) (Feb. 25, 1979)
Fewest For, Home:	11	vs Los Angeles (Smith) (Oct. 22, 1969)
	11	vs NY Rangers (Millen) (Dec. 22, 1979)
Fewest For, Road:	11	at Vancouver (Riggin/Guenette)
		(November 17, 1987)
Fewest by Opponent, Home:	13	vs Philadelphia (St. Croix)
		(October 23, 1982)
Fewest by Opponent, Road:	9	at Montreal (Penney) (Oct. 13, 1984)

PERGUINS TEAM RECORDS

GOALTENDER RECORDS

MOST GAMES

All Time:	290 - Denis Herron
One Season:	63 - Greg Millen (1980-81)
Home, One Season:	34 - Greg Millen (1980-81)
	34 - Michel Dion (1981-82)
Road, One Season:	31 - Denis Herron (1978-79)

MOST MINUTES PLAYED

All Time:	16,104 - Denis Herron
One Season:	3,721 - Greg Millen (1980-81)
Home, One Season:	2,040 - Greg Millen (1980-81)
Road, One Season:	1,748 - Denis Herron (1978-79)

MOST GOALS AGAINST

All Time:	1040 - Denis Herron
One Season:	258 - Greg Millen (1980-81)
Home, One Season:	128 - Greg Millen (1980-81)
Road, One Season:	130 - Greg Millen (1980-81)

LOWEST GOALS AGAINST AVERAGE

All Time:	2.86 - Hank Bassen
One Season:	2.86 - Hank Bassen (1967-68)
	2.86 - Les Binkley (1970-71)
Home, One Season:	2.02 - Al Smith (1970-71)
Road, One Season:	2.81 - Dunc Wilson (1976-77)

MOST SHUTOUTS

All Time:	11 - Les Binkley
One Season:	6 - Les Binkley (1967-68)
Home, One Season:	3 - Les Binkley (1967-68)
Road, One Season:	3 - Les Binkley (1967-68)

HIGHEST WINNING PERCENTAGE

All Time:	.563 - Michel Plasse (33-24-14)
One Season:	.620 - Tom Barrasso (1990-91) (27-16-3)

MOST SAVES

All Time:	8,072 - Denis Herron
One Season:	1,920 - Denis Herron (1977-78)
Home, One Season:	938 - Denis Herron (1977-78)
Road, One Season:	982 - Denis Herron (1977-78)
Per Game, All Time :	30.6 - Joe Daley
Per Game, One Season:	32.6 - Denis Herron (1977-78)
Per Game, Home, One Season:	31.2 - Joe Daley (1968-69)
Per Game, Road, One Season:	35.8 - Denis Herron (1977-78)
Best Save Pct., All Time:	.908 - Hank Bassen
Best Save Pct., One Season:	.912 - Jim Rutherford (1972-73)



GREG MILLEN



DENIS HERON

GOALTENDER RECORDS

MOST WINS

All Time:	88 - Denis Herron
One Season:	27 - Tom Barrasso (1990-91)
Home, One Season:	19 - Greg Millen (1980-81)
	19 - Michel Dion (1981-82)
Road, One Season:	12 - Tom Barrasso (1991-92)

MOST LOSSES

All Time:	133 - Denis Herron
One Season:	31 - Les Binkley (1968-69)
Home, One Season:	17 - Les Binkley (1968-69)
Road, One Season:	17 - Les Binkley (1967-68)
	17 - Michel Dion (1981-82)

MOST TIES


All Time:	44 - Denis Herron
One Season:	15 - Denis Herron (1977-78)
Home, One Season:	9 - Les Binkley (1967-68)
Road, One Season:	7 - Denis Herron (1977-78) & (1978-79)
	7 - Greg Millen (1980-81)

LONGEST CONSECUTIVE STREAKS

Wins:	7 - Roberto Romano (Oct. 11 to Oct. 25, 1986)
	7 - Tom Barrasso (Dec. 3 to Dec. 31, 1990)
Home, Wins:	13 - Jim Rutherford (Feb.16 to Nov.22, 1972)
Road, Wins:	5 - Frank Pietrangelo (Jan.16 to Feb.13, 1988)
Losses:	9 - Michel Dion (Dec.20, 1983 to Mar.1, 1984)
Home, Losses:	5 - Denis Herron (Oct. 18, to Nov. 16, 1983)
	5 - Michel Dion (Apr. 3, to Oct. 22, 1982)
Road, Losses:	10 - Joe Daley (Nov.13, 1968 to Mar.20, 1969)
	10 - Denis Herron (Dec.22, 1984 to Mar.30, 1985)
Unbeaten:	11 - Michel Plasse (Jan.25 to Mar.6, 1976)(6-0-5)
Home, Unbeaten:	18 - Michel Plasse (Jan.11 to Dec.31, 1975)(14-0-4)
Road, Unbeaten:	7 - Denis Herron (Mar.13 to Mar.27, 1979)(5-0-2)
Winless:	15 - Al Smith (Jan.28 to Apr.1, 1971)(0-10-5)
	9 - Les Binkley (Nov.6 to Dec.21, 1968)(0-8-1)
Home, Winless:	26 - Al Smith (Mar.5, 1970 to Apr.1, 1971)(0-18-8)
Road, Winless:	26 - Greg Millen (Feb.7 to Apr.4, 1981) (11-10-5)
Games Played:	22 - Les Binkley (Jan.12 to Mar.2, 1967) (7-10-5)
	20 - Denis Herron (Jan.29 to Mar.14, 1978) (6-7-7)

LONGEST SHUTOUT SEQUENCE:

Individual:	152:24 - Jim Rutherford (Feb. 22 to Feb. 25, 1973)
	115:13 - Les Binkley (Dec. 25 to Dec. 29, 1967)
Team:	152:24 - Jim Rutherford (Feb. 22 to Feb. 25, 1973)
	134:17 - Dunc Wilson and Denis Herron (Mar. 8 to Mar. 12, 1977)
	132:13 - Greg Millen and Rob Holland (Dec. 16 to Dec. 20, 1979)
	124:05 - Joe Daley and Al Smith (Feb. 25 to Feb. 28, 1970)
Against:	183:15 - (Jan. 31 to Feb. 9, 1980)
	170:29 - (Oct. 31 to Nov. 7, 1973)
	158:13 - (Feb. 19 to Feb. 26, 1972)



AL SMITH



MICHEL PLASSE

INDIVIDUAL RECORDS

INDIVIDUAL RECORDS

CAREER	
MOST GAMES PLAYED:	753 - Jean Pronovost
MOST CONSECUTIVE GAMES:	320 - Ron Schock
MOST GOALS:	408 - Mario Lemieux
MOST ASSISTS:	606 - Mario Lemieux
MOST POINTS:	1014 - Mario Lemieux
MOST PENALTY MINUTES:	959 - Rod Buskas
MOST POWER PLAY GOALS:	132 - Mario Lemieux
MOST SHORT-HANDED GOALS:	31 - Mario Lemieux
MOST GAME-WINNING GOALS:	42 - Jean Pronovost

SEASON

MOST GOALS IN A SEASON:

Overall:	85 - Mario Lemieux (1988-89)
Center:	85 - Mario Lemieux (1988-89)
Right Wing:	55 - Rick Kehoe (1980-81)
Left Wing:	54 - Kevin Stevens (1991-92)
Defense:	30 - Paul Coffey (1988-89)
Rookie:	43 - Mario Lemieux (1984-85)
Rookie Defenseman:	12 - Zarley Zalapski (1988-89)

MOST ASSISTS IN A SEASON:

Overall:	114 - Mario Lemieux (1988-89)
Center:	114 - Mario Lemieux (1988-89)
Right Wing:	73 - Mark Recchi (1990-91)
Left Wing:	69 - Kevin Stevens (1991-92)
Defense:	83 - Paul Coffey (1988-89)
Rookie:	57 - Mario Lemieux (1984-85)
Rookie Defenseman:	33 - Zarley Zalapski (1988-89)
Goalie:	5 - Tom Barrasso (1990-91)
	5 - Tom Barrasso (1988-89)

MOST POINTS IN A SEASON:

Overall:	199 - Mario Lemieux (1988-89)
Center:	199 - Mario Lemieux (1988-89)
Right Wing:	115 - Rob Brown (1988-89)
Left Wing:	123 - Kevin Stevens (1991-92)
Defense:	113 - Paul Coffey (1988-89)
Rookie:	100 - Mario Lemieux (1984-85)
Rookie Defenseman:	45 - Zarley Zalapski (1988-89)

MOST PENALTY MINUTES IN A SEASON:

Overall:	409 - Paul Baxter (1981-82)
Center:	157 - Dave Hannan (1988-89)
Right Wing:	285 - Jay Caulfield (1988-89)
Left Wing:	378 - Dave Schultz (1977-78)
Defense:	409 - Paul Baxter (1981-82)
Rookie:	285 - Jay Caulfield (1988-89)
Goalie:	60 - Andy Brown (1973-74)

MOST SHOTS ON GOAL IN A SEASON:

Overall:	382 - Mario Lemieux (1987-88)
Center:	382 - Mario Lemieux (1987-88)
Right Wing:	299 - Jean Pronovost (1975-76)
	299 - Rick Kehoe (1980-81)
Left Wing:	325 - Kevin Stevens (1991-92)
Defense:	342 - Paul Coffey (1988-89)
Rookie:	209 - Mario Lemieux (1984-85)

MOST POWER PLAY GOALS IN A SEASON:

Overall:	31 - Mario Lemieux (1988-89)
Center:	31 - Mario Lemieux (1988-89)
Right Wing:	24 - Rob Brown (1988-89)
Left Wing:	19 - Kevin Stevens (1991-92)
Defense:	13 - Doug Bodger (1987-88)
Rookie:	13 - Rob Brown (1987-88)
Rookie Defenseman:	5 - Zarley Zalapski (1988-89)

INDIVIDUAL RECORDS

MOST POWER PLAY ASSISTS IN A SEASON

Overall: 58 - Mario Lemieux (1987-88)
 Center: 58 - Mario Lemieux (1987-88)
 Right Wing: 33 - Rick Kehoe (1981-82)
 Left Wing: 27 - Pat Boutette (1981-82)
 Defense: 53 - Paul Coffey (1988-89)
 Rookie: 23 - Zarley Zalapski (1988-89)

MOST POWER PLAY POINTS IN A SEASON:

Overall: 80 - Mario Lemieux (1988-89) & (1987-88)
 Center: 80 - Mario Lemieux (1988-89) & (1987-88)
 Right Wing: 50 - Rick Kehoe (1981-82)
 Left Wing: 43 - Kevin Stevens (1991-92)
 Defense: 64 - Paul Coffey (1988-89)
 Rookie: 33 - Mario Lemieux (1984-85)

MOST SHORT-HANDED GOALS IN A SEASON:

Overall: 13 - Mario Lemieux (1988-89)
 Center: 13 - Mario Lemieux (1988-89)
 Right Wing: 4 - Jean Pronovost (1973-74)
 Left Wing: 4 - Vic Hadfield (1974-75)
 4 - Phil Bourque (1990-91)
 Defense: 2 - Bob Woytowich (1968-69)
 2 - Moe Mantha (1985-86)
 2 - Paul Coffey (1987-88)
 2 - Grant Jennings (1991-92)
 2 - Larry Murphy (1991-92)
 Rookie: 2 - Jean Pronovost (1968-69)
 2 - Mitch Lamoureux (1984-85)
 2 - Randy Cunneyworth (1985-86)
 2 - Mark Recchi (1989-90)

MOST CONSECUTIVE GAMES WITH A:

Goal: 9 - Paul Gardner, Feb. 19-Mar. 6, 1983 (10G)
 Assist: 14 - Mario Lemieux, Jan. 15-Feb. 16, 1986 (23A)
 Point: 46 - Mario Lemieux, Oct. 31, 1989-Feb. 14, 1990 (39-64-103)

MOST CONSECUTIVE GAMES WITH A (BY A ROOKIE):

Goal: 7 - Mike Bullard, Jan. 23-Feb. 6, 1982 (8G)
 Assist: 6 - Mario Lemieux, Oct. 27-Nov. 8, 1984 (9A)
 6 - Mario Lemieux, Dec. 7-Dec. 21, 1984 (9A)
 Point: 11 - Mike Bullard, Dec. 12, 1981-Jan. 3, 1982 (3-10-13)

GAME

SINGLE GAME HIGHS FOR:

Goals: 5 - Mario Lemieux, Dec. 31, 1988 vs New Jersey
 Assists: 6 - Ron Stackhouse, Mar. 8, 1975 vs Philadelphia
 6 - Greg Malone, Nov. 28, 1979 vs Quebec
 6 - Mario Lemieux, Oct. 15, 1988 vs St. Louis
 Points: 8 - Mario Lemieux, Oct. 15, 1988 vs St. Louis (2-6)
 8 - Mario Lemieux, Dec. 31, 1988 vs NJD (5-3)
 Shots: 14 - Ron Stackhouse, April 3, 1976 vs Washington
 Penalties: 9 - Russ Anderson, Jan. 19, 1980 vs Edmonton
 Penalty Minutes: 51 - Russ Anderson, Jan. 19, 1980 vs Edmonton

PERIOD

PERIOD HIGHS FOR:

Goals: 3 - Nine times - last time - Kevin Stevens,
 Nov. 29, 1991 at Philadelphia
 Assists: 4 - Syl Apps, Mar. 24, 1971 vs Detroit
 4 - Ron Stackhouse, Mar. 8, 1975 vs Philadelphia
 4 - Paul Coffey, Feb. 6, 1990 vs NY Islanders
 Points: 4 - Nine times - last time - Mario Lemieux & Mark
 Recchi, Dec. 5 at San Jose (1-3-4)
 Shots: 7 - Peter Lee, Dec. 26, 1981 vs Buffalo
 7 - Mario Lemieux, Nov. 25, 1987 vs Quebec
 7 - Paul Coffey, Feb. 4, 1988 vs Minnesota
 Penalties: 8 - Russ Anderson, Jan. 19, 1980 vs Edmonton
 Penalty Minutes: 46 - Russ Anderson, Jan. 19, 1980 vs Edmonton

MONTH

MONTHLY HIGHS FOR:

Goals: 17 - Mario Lemieux, January 1988 (16 games)
 Assists: 25 - Mario Lemieux, March 1988 (14 games)
 Points: 38 - Mario Lemieux, October 1988 (11 games) (16-22)

(Ranked by Goals Against Average)

NAME	GP	MIN	GA	ENG	SO	AVG	W	L	T	SAVES	EFF
Roy Edwards	15	847	36	2	0	2.55	2	8	4	355	.908
Hank Bassen	25	1299	62	2	1	2.86	7	10	3	616	.909
Marv Edwards	1	60	3	0	0	3.00	0	1	0	30	.909
Al Smith	91	5027	257	3	4	3.07	24	42	17	2277	.899
Les Binkley	196	11,046	574	8	11	3.12	58	94	34	5022	.897
Joe Daley	38	2143	112	4	2	3.14	11	18	6	1094	.907
Jim Rutherford	115	6252	327	6	4	3.14	44	49	14	2915	.899
Gary Inness	100	5366	299	6	2	3.34	39	37	13	2591	.897
Dunc Wilson	66	3807	224	1	5	3.53	23	30	11	1750	.887
Michel Plasse	75	4190	251	1	2	3.59	33	24	14	2013	.889
Pat Rigglin	39	2157	131	1	0	3.64	15	14	7	916	.868
Gilles Meloche	104	5726	348	10	0	3.65	34	43	17	2491	.865
Gary Edwards	6	360	22	0	1	3.67	3	2	1	171	.886
Steve Guenette	32	1779	110	2	1	3.71	17	15	0	832	.883
Cam Newton	16	814	51	2	0	3.76	4	7	1	360	.876
Andy Brown	45	2476	156	0	1	3.78	16	20	6	1126	.878
TOM BARRASSO	173	9783	624	10	2	3.83	77	65	22	4944	.886
Greg Millen	135	7839	501	10	4	3.83	57	56	18	3482	.874
Denis Herron	290	16,134	1040	22	6	3.87	88	133	44	8072	.886
Roberto Romano	123	6926	462	9	4	4.00	45	62	7	3354	.879
Rob Holland	44	2513	171	4	1	4.08	11	22	9	1060	.861
Frank Pietrangelo	87	4478	308	2	1	4.13	34	32	3	2125	.873
KEN WREGGET	9	448	31	2	0	4.15	5	3	0	171	.847
Wendell Young	101	5079	358	8	1	4.23	39	41	5	2482	.874
Michel Dion	151	8477	605	22	0	4.28	42	79	20	3998	.855
Nick Ricci	19	1087	79	4	0	4.36	7	12	0	474	.857
Bob Johnson	12	476	40	0	0	5.04	3	4	1	237	.856
Alain Chevrier	3	166	14	0	0	5.06	1	2	0	75	.843
Bob Taylor	2	78	7	1	0	5.38	0	1	0	41	.837
Paul Harrison	13	700	64	1	0	5.49	3	7	0	288	.816
Gordie Laxton	17	800	74	2	0	5.55	4	9	0	359	.829
Vincent Tremblay	4	240	24	1	0	6.00	0	4	0	117	.830
Brian Ford	8	457	48	0	0	6.30	2	6	0	248	.838
Rich Tabaracci	1	33	4	0	0	7.27	0	0	0	17	.810
Paul Hoganson	2	57	7	0	0	7.37	0	1	0	21	.750
Greg Redquest	1	13	3	0	0	13.85	0	0	0	2	.400
TOTALS	1978	119,103	7572	146	53	3.81	748	953	277	56,021	.881

BEST ALL-TIME HOME STANDS

TWO GAME STANDS	THREE GAME STANDS	FOUR GAME STANDS
2-0-0	3-0-0	4-0-0
50 times - last time - Mar. 17-19, 1992	Feb. 26-27, 1970 Nov. 22-29, 1975 Oct. 31-Nov. 7, 1981 Nov. 25-Dec. 1, 1981 Nov. 17-24, 1982 Feb. 8-15, 1986 Nov. 26-Dec. 3, 1988 Dec. 16-20, 1990 Mar. 26-31, 1992	Feb. 15-21, 1975 Jan. 30-Feb. 6, 1988
	FIVE GAME STANDS	
	3-0-2	
	Dec. 26-Jan. 4, 1974-75	

BEST ALL-TIME ROAD TRIPS

TWO GAME TRIPS	THREE GAME TRIPS	FOUR GAME TRIPS
2-0-0	3-0-0	4-0-0
Nov. 1-4, 1967 Jan. 18-20, 1974 Nov. 16-18, 1978 Mar. 9-10, 1991 Mar. 26-27, 1991 Dec. 28-29, 1992	Mar. 26-30, 1968 Oct. 13-17, 1971 2-0-1 Nov. 28-Dec. 1, 1969 Mar. 5-9, 1974 Dec. 21-26, 1988	Jan. 16-23, 1988 3-0-1 Feb. 1-7, 1975 1-0-3 Mar. 12-19, 1972

ONE PLAYER

FASTEST TWO GOALS, PITTSBURGH:

7 seconds by Wally Boyer, March 5, 1970 at Detroit vs Roy Edwards in a 5-3 Detroit win.
9 seconds by Darryl Edestrand, March 12, 1972 at Boston vs Gerry Cheevers in a 4-4 tie.

OPPONENT:

6 seconds by Sylvain Turgeon (Hartford) March 28, 1987 at Hartford vs Pat Riggin in a 5-4 Hartford win.

FASTEST TWO ASSISTS, PITTSBURGH:

7 seconds by Ron Schock, March 5, 1970 at Detroit on goals by Wally Boyer in a 5-3 Detroit win.

OPPONENT:

6 seconds by Pete Mahovlich (Montreal) April 2, 1975 at Montreal in a 6-0 Montreal win.

FASTEST THREE GOALS, PITTSBURGH:

4:17 by Lowell MacDonald, November 13, 1973 vs Minnesota vs Cesare Maniago in a 5-2 Pittsburgh win.

OPPONENT:

1:18 by Derek King (NY Islanders) October 15, 1991 vs Tom Barrasso at NY Islanders in a 7-6 Pittsburgh overtime win.

FASTEST FOUR GOALS, PITTSBURGH:

21:16 by Mario Lemieux, January 8, 1990 at NY Rangers vs Bob Froese and John Vanbiesbrouck in a 7-5 Pittsburgh win.

OPPONENT:

34:40 by Stan Gilbertson (Washington) April 6, 1975 vs Bob Johnson at Washington in an 8-4 Washington win.

TEAM

FASTEST TWO GOALS, BOTH TEAMS: (NHL RECORD)

4 seconds by Wayne Bianchin (Pittsburgh) & Guy Chouinard (Atlanta), March 15, 1977 at Atlanta in a 7-3 Atlanta win.

PITTSBURGH:

5 seconds by Rick Martin (Buffalo) & Greg Polis (Pittsburgh), January 3, 1974 at Buffalo in a 6-1 Buffalo win.

OPPONENT:

6 seconds by Paul Coffey and Troy Loney, February 22, 1990 vs NY Islanders in a 4-3 overtime Pittsburgh win.
6 seconds by Mark Recchi and John Cullen, February 16, 1990 at Winnipeg in a 3-3 tie.
6 seconds by Guy Lafleur & Steve Shutt (Montreal), April 2, 1975 at Montreal in a 6-0 Montreal win.
6 seconds by Sylvain Turgeon (2) (Hartford), March 28, 1987 at Hartford in a 5-4 Hartford win.

FASTEST THREE GOALS, BOTH TEAMS:

30 seconds by Mario Lemieux (2) (Pittsburgh) & Al Iafrate (Toronto), October 17, 1989 vs Toronto in a 7-5 Pittsburgh win.

PITTSBURGH:

27 seconds by Al McDonough, Ken Schinkel & Ron Schock, November 22, 1972 vs St. Louis in a 10-4 Pittsburgh win.

OPPONENT:

21 seconds by Michal Pivonka & Steve Leach (2) (Washington) November 25, 1990 at Washington in a 7-3 Washington win.

FASTEST FOUR GOALS, BOTH TEAMS:

1:17 by Pierre Larouche (Pittsburgh), Guy Lafleur (2) (Montreal) & Pete Mahovlich (Montreal), January 26, 1975 at Montreal in a 7-2 Montreal win.

PITTSBURGH:

1:49 by Bryan Hextall, Jean Pronovost, Al McDonough & Ken Schinkel, November 22, 1972 vs St. Louis in a 10-4 Pittsburgh win.

OPPONENT:

1:49 by Jean Pronovost, Al McDonough, Ken Schinkel & Ron Schock, November 22, 1972 vs St. Louis in a 10-4 Pittsburgh win.
1:22 by Bobby Clarke, Ilkka Sinisalo, Reggie Leach & Ken Linseman (Philadelphia), October 11, 1981 at Philadelphia in an 8-2 Philadelphia win.