



Pittsburgh Penguins





THE EXCLUSIVE
HEALTH CARE PROVIDER
OF THE PENS.



UPMC HEALTH SYSTEM

TABLE OF CONTENTS



PITTSBURGH PENGUINS

Administrative Offices
One Chatham Center, Suite 400
Pittsburgh, PA 15219
Phone: (412) 642-1300
FAX: (412) 642-1859

Team and Media Relations
Mellon Arena
66 Mario Lemieux Place
Pittsburgh, PA 15219
Media Relations FAX: (412) 642-1322

2001-02 Fast Facts	119	Opponent Penalty Shots	249
2001-02 Game by Game	114-115	Opponent Shutouts	252-253
2001-02 Home Games	116	Overtime Defeats	244
2001-02 Injuries	124	Overtime Season Records/Scoring	242
2001-02 Away Games Last	125	Overtime vs. Teams	241
2001-02 NHL Leaders	113	Overtime Victories	243
2001-02 Penguins Statistics	118	Penguins Hall of Fame	192-194
2001-02 Quarterly Breakdowns	123	Penguins Hat Tricks	245-247
2001-02 Road Games	117	Penguins Penalty Shots	250
2001-02 Scoring Breakdown	122	Penguins Shutouts	251-252
2001-02 Season Highlights	121	Player Bios	24-95
2001-02 Standings	112	Playoff Fastest Goals	324
2001-02 Superlatives	126	Playoff Goaltender Stats	319
2001-02 Transactions	120	Playoff Hat Tricks	327
2002 Entry Draft	104-105	Playoff Leaders	319
2002 Playoff Stats/Leaders	328	Playoff Opponent Goaltending Leaders	326
2002-03 Schedule	2	Playoff Opponent Scoring Leaders	326
All-Star Game	287	Playoff Overtime Games	326
All-Time Goaltenders	221	Playoff Penalty Shots	327
All-Time Roster	195-220	Playoff Record by Game	318
Assistant Coaches	11	Playoff Record vs. Team	318
Audience	306	Playoff Records by Series	318
Broadcasters	330-331	Playoff Records, Coaches	318
Coaches Yearly	223-225	Playoff Records, Individuals	325
Combacks	268	Playoff Records, Team	322-324
Community Relations	18-21	Playoff Scoring, All-Time	320-321
Craig Patrick	8	Playoff Shutouts	327
Ed Johnston	9	Playoff Year by Year Results	313-317
Entry Draft Selections	257-260	Record by Season, Home	191
Fastest Goals	254-255	Record by Season, Overall	190
Future Plans	96-99	Record by Season, Road	191
General Managers/Coaches/Captains	222	Rick Kehoe	10
Herb Brooks	9	Scouts, All-Time	307
Honors and Awards	266	Scouts, Current	12-13
How to Figure	334-335	Seating Chart	3
In the System	99-103	Season/Career Leaders	226-228
Individual Records	237-239	Seasons in Review	272-305
Ken Sawyer	6	Special Teams	256
Key Dates	336	Staff Photos	16-17
Leaders by Season	229-232	Stanley Cup Names	312
Mario Lemieux/Ownership	4-5	Streaks	240
Media Information	332-333	Team Awards	308-310
Media Relations Staff	331	Team Directory	7
Mellon Arena	22	Team Records	234-237
Mellon Arena Records	261	This Date in Penguins History	262-265
Minor League Staff	110	Tom Rooney	6
Month by Month	241	Training Camp	307
Openers	233	Training Staff	14-15
Opponent Active Goaltenders	188	Uniform History	269
Opponent Active Scorers	187	Uniform Numbers	270-271
Opponent All-Time Leaders	186	Wheeling Natters	108-109
Opponent Hat Tricks	247-249	Wikes Barre/Scranton Penguins	106-107
Opponent Information	128-185		

Director of Publications: Brian Coe


Creative Director: Barb Pilarski

Editors: Steve Bovino, Keith Wehner,
Tom McMillan, Darlene Sabo, Mike
Lang, Jr. & Denise Pokusa

Contributors: Cindy Himes, Jim Morlock

Photography: Matt Polk, NHL Images,
Getty Images

Special Thanks: Source W, Consolidated
Graphic Communications, Bill Grace



On the Cover:
The Penguins
uniform through
the years, as
modeled by Ken
Schinkel, Jean
Pronovost, Michel
Dion, Paul Coffey
and Alexei
Kovalev.



2002-03 SCHEDULE



2002-03 SCHEDULE

OCTOBER	S	M	T	W	T	F	S
			1	2	3	4	5
6	7	8	9	10 7:30	11	12 7:30	
13	14 7:30	15	16 7:30	17	18	19 7:30	
20	21	22 7:30	23	24	25 7:30	26 7:30	
27	28 7:30	29	30 7:00	31			

NOVEMBER	S	M	T	W	T	F	S
						1	2 7:30
3	4	5	6 7:30	7	8 7:30	9 7:00	
10	11	12	13	14 8:00	15	16 7:30	
17	18 7:30	19	20 7:30	21	22 7:30	23 7:30	
24	25	26	27 7:30	28	29 7:00	30 7:30	

DECEMBER	S	M	T	W	T	F	S
	1	2	3 7:30	4	5	6 7:30	7 7:30
8	9	10 7:30	11	12 9:00	13	14 10:30	
15 8:00	16	17 9:00	18	19 7:30	20	21 7:30	
22	23 7:00	24	25	26 7:00	27	28 7:00	
29	30 7:30	31 7:00					

JANUARY	S	M	T	W	T	F	S
				1	2	3 7:30	4 7:30
5	6	7 7:00	8	9 7:30	10	11 1:00	
12	13 7:00	14	15 7:00	16	17 7:30	18 7:30	
19	20	21 7:00	22	23 8:00	24	25 3:00	
26	27	28 7:00	29	30 7:00	31		

FEBRUARY	S	M	T	W	T	F	S
							1
2	3	4 7:30	5	6 7:30	7	8 3:00	
9	10	11	12 7:30	13	14 7:00	15 7:30	
16	17	18 7:30	19	20 8:00	21	22 3:00	
23 3:00	24	25 7:30	26	27 8:00	28		

MARCH	S	M	T	W	T	F	S
							1 3:00
2 3:00	3	4 7:30	5	6 7:30	7	8 7:30	
9 7:00	10	11	12 7:30	13	14	15 3:00	
16 3:00	17	18 7:30	19	20 8:00	21 7:30	22	
23 3:00	24	25	26 7:30	27	28	29 7:00	
30	31 7:30						

Home
 Away
 ☆ Promotion

Promotional Schedule

- Thursday, Oct. 10 Verizon Wireless Magnetic Schedule
- Saturday, Oct. 19 Youth Back Pack
- Saturday, Oct. 26 UPMC Team Calendar
- Saturday, Nov. 2 UPMC Youth Practice Jersey - Lemieux
- Saturday, Nov 16 2002-03 Team Yearbook
- Saturday, Nov. 23 Ulf Samuelsson Bobblehead
- Saturday, Dec. 7 UPMC Ski Cap
- Monday, Dec. 23 Martin Straka Bobblehead
- Saturday, Jan. 25 Mountaineer and Space is Special Youth Practice Jersey - Hedberg
- Wednesday, Feb. 12 Joe Mullen Bobblehead
- Sunday, Feb. 23 Penguins Hall of Fame Day
- Thursday, March 6 Alexei Kovalev Bobblehead
- Wednesday, April 2 Fan Appreciation Night - Shirts Off Our Backs

Youth promotional items given to fans ages 14 and under only.
 Game dates, times and promotions subject to change.

TABLE OF CONTENTS



PITTSBURGH PENGUINS

Administrative Offices
One Chatham Center, Suite 400
Pittsburgh, PA 15219
Phone: (412) 642-1300
FAX: (412) 642-1859

Team and Media Relations
Mellon Arena
66 Mario Lemieux Place
Pittsburgh, PA 15219
Media Relations FAX: (412) 642-1322

2001-02 Fast Facts	119	Opponent Penalty Shots	249
2001-02 Game by Game	114-115	Opponent Shutouts	252-253
2001-02 Home Games	116	Overtime Defeats	244
2001-02 Injuries	124	Overtime Season Records/Scoring	242
2001-02 Man Games Lost	125	Overtime vs. Teams	241
2001-02 NHL Leaders	113	Overtime Victories	243
2001-02 Penguins Statistics	118	Penguins Hall of Fame	192-194
2001-02 Quarterly Breakdown	123	Penguins Hat Tricks	245-247
2001-02 Road Games	117	Penguins Penalty Shots	250
2001-02 Scoring Breakdown	122	Penguins Shutouts	251-252
2001-02 Season Highlights	121	Player Bios	24-95
2001-02 Standings	112	Playoff Fastest Goals	324
2001-02 Superlatives	126	Playoff Goaltender Stats	319
2001-02 Transactions	120	Playoff Hat Tricks	327
2002 Entry Draft	104-105	Playoff Leaders	319
2002 Playoff Stats/Leaders	328	Playoff Opponent Goaltending Leaders	326
2002-03 Schedule	2	Playoff Opponent Scoring Leaders	326
All-Star Game	267	Playoff Overtime Games	326
All-Time Goaltenders	221	Playoff Penalty Shots	327
All-Time Roster	195-220	Playoff Record by Game	318
Assistant Coaches	11	Playoff Record vs. Teams	318
Attendance	306	Playoff Records by Series	318
Broadcasters	330-331	Playoff Records, Coaches	318
Coaches Yearly	223-225	Playoff Records, Individuals	325
Comebacks	268	Playoff Records, Team	322-324
Community Relations	18-21	Playoff Scoring, All-Time	320-321
Craig Patrick	8	Playoff Shutouts	327
Ed Johnston	9	Playoff Year by Year Results	313-317
Entry Draft Selections	257-260	Record by Season, Home	191
Fastest Goals	254-255	Record by Season, Overall	190
Future Pens	96-99	Record by Season, Road	191
General Managers/Coaches/Captains	222	Rick Kehoe	10
Herb Brooks	9	Scouts, All-Time	307
Honors and Awards	266	Scouts, Current	12-13
How to Figure	334-335	Seating Chart	3
In the System	99-103	Season/Career Leaders	226-228
Individual Records	237-239	Seasons in Review	272-305
Ken Sawyer	6	Special Teams	256
Key Dates	336	Staff Photos	16-17
Leaders by Season	229-232	Stanley Cup Names	312
Mario Lemieux/Ownership	4-5	Streaks	240
Media Information	332-333	Team Awards	308-310
Media Relations Staff	331	Team Directory	7
Mellon Arena	22	Team Records	234-237
Mellon Arena Records	261	This Date in Penguins History	262-265
Minor League Staff	110	Tom Rooney	6
Month by Month	241	Training Camp	307
Openers	233	Training Staff	14-15
Opponent Active Goaltenders	188	Uniform History	269
Opponent Active Scorers	187	Uniform Numbers	270-271
Opponent All-Time Leaders	186	Wheeling Nailers	108-109
Opponent Hat Tricks	247-249	Wilkes-Barre/Scranton Penguins	106-107
Opponent Information	126-185		

Director of Publications: Brian Coe


Creative Director: Barb Pilarski

Editors: Steve Bovino, Keith Wehner,
Tom McMillan, Darlene Sabo, Mike
Lang, Jr. & Denise Pokusa

Contributors: Cindy Himes, Jim Morlock

Photography: Matt Polk, NHL Images,
Getty Images

Special Thanks: Source W, Consolidated
Graphic Communications, Bill Grace



On the Cover:
The Penguins
uniform through
the years, as
modeled by Ken
Schinkel, Jean
Pronovost, Michel
Dion, Paul Coffey
and Alexei
Kovalev.



2002-03 SCHEDULE

PITTSBURGH PENGUINS

2002-03 SCHEDULE

OCTOBER

S	M	T	W	T	F	S
		1	2	3	4	5
6	7	8	9	10 7:30	11	12 7:30
13	14 7:30	15	16 7:30	17	18	19 7:30
20	21	22 7:30	23	24	25 7:30	26 7:30
27	28 7:30	29	30 7:00	31		

NOVEMBER

S	M	T	W	T	F	S
					1	2 7:30
3	4	5	6 7:30	7	8 7:30	9 7:00
10	11	12	13	14 8:00	15	16 7:30
17	18 7:30	19	20 7:30	21	22 7:30	23 7:30
24	25	26	27 7:30	28	29 7:00	30 7:30

DECEMBER

S	M	T	W	T	F	S
1	2	3 7:30	4	5	6 7:30	7 7:30
8	9	10	11	12 9:00	13	14 10:30
15 8:00	16	17 9:00	18	19 7:30	20	21 7:30
22	23 7:00	24	25	26 7:00	27	28 7:00
29	30 7:30	31 7:00				

JANUARY

S	M	T	W	T	F	S
			1	2	3 7:30	4 7:30
5	6	7 7:00	8	9 7:30	10	11 1:00
12	13 7:00	14	15 7:00	16	17 7:30	18 7:30
19	20	21 7:00	22	23 8:00	24	25 3:00
26	27	28 7:00	29	30 7:00	31	

FEBRUARY

S	M	T	W	T	F	S
						1
2	3	4 7:30	5	6 7:30	7	8 3:00
9	10	11	12 7:30	13	14 7:00	15 7:30
16	17	18 7:30	19	20 8:00	21	22 3:00
23 3:00	24	25 7:30	26	27 8:00	28	

MARCH

S	M	T	W	T	F	S
						1 3:00
2 3:00	3	4 7:30	5	6 7:30	7	8 7:30
9 7:00	10	11	12 7:30	13	14	15 3:00
16 3:00	17	18 7:30	19	20 8:00	21 7:30	22
23 3:00	24	25	26 7:30	27	28	29 7:00
30	31 7:30	1	2 7:30	3	4	5 7:00

Home
 Away
 ☆ Promotion

Promotional Schedule

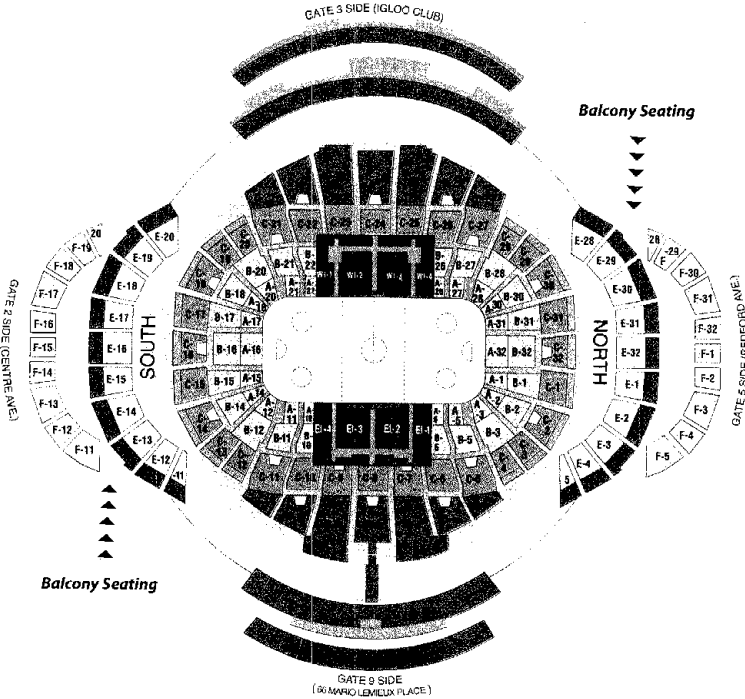
- Thursday, Oct. 10 Verizon Wireless Magnetic Schedule
- Saturday, Oct. 19 Youth Back Pack
- Saturday, Oct. 26 UPMC Team Calendar
- Saturday, Nov. 2 UPMC Youth Practice Jersey - Lemieux
- Saturday, Nov. 16 2002-03 Team Yearbook
- Saturday, Nov. 23 Ulf Samuelsson Bobblehead
- Saturday, Dec. 7 UPMC Ski Cap
- Monday, Dec. 23 Martin Straka Bobblehead
- Saturday, Jan. 25 Mountaineer and Space is Special Youth Practice Jersey - Hedberg
- Wednesday, Feb. 12 Joe Mullen Bobblehead
- Sunday, Feb. 23 Penguins Hall of Fame Day
- Thursday, March 6 Alexei Kovalev Bobblehead
- Wednesday, April 2 Fan Appreciation Night - Shirts Off Our Backs

Youth promotional items given to fans ages 14 and under only. Game dates, times and promotions subject to change.

SEATING CHART



Mellon Arena



- | | | | |
|-------|-------------|---|----------------|
| | A/B Level | ■ | Rear E Balcony |
| ■ | C Level | ■ | Igloo Seats |
| ■ | D Level | ■ | Club Seats |
| ■ | E/F Balcony | ■ | Suites |

For ticket information call

412.642.PENS or 1.800.642.PENS

pittsburghpenguins.com



OWNERSHIP



MARIO LEMIEUX Chairman & CEO

Mario Lemieux left a dramatic imprint on the Pittsburgh sports landscape even before he led a group of investors that bought the Penguins out of bankruptcy in September, 1999.

Since that moment, however, he has taken to rewriting history a few more times – becoming the first player to own a team in the modern era, then becoming the first owner to strap on the skates and return as a player.

It's a little dizzying.

But the unique role of owner-player fits him well.

"I love playing the game, and I still think I have a lot to contribute on the ice," says Lemieux, who turns 37 on Oct. 5, 2002. "And I am fortunate to have a very strong management team and a great group of investors to oversee the business aspects on a day-to-day basis while I am playing."

The greatest player in franchise history and one of Pittsburgh's all-time sports legends, Lemieux scored more than 600 goals and 1,400 points and led the team to two Stanley Cups during the "first portion" of his career from 1984-97.

He won six NHL scoring titles, three league MVP awards and two Conn Smythe Trophies as MVP of the playoffs in addition to the two Cups – all this despite a stunning series of medical setbacks, including a battle with cancer and two major back operations, that led to his premature retirement in 1997 at the tender age of 31.

In honor of his prodigious accomplishments, the Hockey Hall of Fame waived its normal three-year waiting period and enshrined Lemieux in November 1997, less than seven months after he'd played his final game.

And we thought we'd seen the last of him.

But we were wrong.

It was a unique and dramatic set of circumstances that led him back to the game – and the business – at the very highest level in the late 1990s. The Penguins, faltering under enormous debt and financial burdens, filed for Chapter 11 bankruptcy protection in October, 1998. And it was Lemieux, who'd agreed to defer much of the salary from his final contract, who was left as the largest unsecured creditor.

In a matter of months, he assembled and spearheaded a group of investors to buy the team out of bankruptcy and restore its financial health. They submitted a reorganization plan to U.S. Bankruptcy Court Judge Bernard Markovitz in March 1999, had it confirmed in June and – after several months of intense negotiations with partners and vendors – received final approval on September 3, 1999.

"No one could have done this but Mario Lemieux," said NHL commissioner Gary Bettman. "Our hats are off to Mario and his investors and his management team."

In his first season as an owner in 1999-00, Lemieux led a tremendous financial renaissance that saw the Penguins break even on an operating basis barely one year after losing \$13 million.

He admitted to relying heavily on a three-man executive committee – Craig Patrick, who ran the hockey department; Tom Rooney, who oversaw ticketing, marketing and corporate sales; and Ken Sawyer, who ran the club's financial and legal departments and served as liaison with the NHL. But Lemieux's stature in the community and deft touch in negotiations and meetings made him a major player on the corporate scene.

What no one knew at the time was that the competitive fires had started to crackle inside him again – and that Lemieux himself was seriously considering a comeback.

The seed was planted in his head during the 2000 playoffs against the Philadelphia Flyers, when he watched from the owner's box at Mellon Arena. It continued to grow

OWNERSHIP



when he accompanied the team to Tokyo to begin the 2000-01 regular season, with two games against the Nashville Predators.

By late November of 2000, several weeks after conducting private workouts with former Penguins teammate Jay Caulfield and others, Lemieux had made his decision. He was coming back.

"As a player?" a stunned Tom Rooney shrieked when he heard the news.

As a player.

The news broke in early December and took Pittsburgh, the NHL and the sports world by storm. Lemieux targeted a Dec. 27 home game against Toronto for his return engagement, and the Penguins had to order additional phone lines to accommodate the ticket demand.

The club received requests for more than 200 media credentials for the comeback game – a media load that equates, roughly, to a game in the Stanley Cup Finals. In addition to the usual sports media outlets clamoring for a piece of interview time, Lemieux's comeback garnered publicity for the NHL in People Magazine, as well as on The CBS Morning Show and ABC's Good Morning America.

With Lemieux's four-year-old son Austin standing at center ice, the banner of his retired No. 66 was lowered from the Mellon Arena roof in a dramatic pre-game ceremony. Lemieux then took a mere 33 seconds to make an impact, recording an assist on his first shift (much as he'd scored a goal on his first NHL shot, on his first shift, as a teenager back in 1984).

"Mario certainly has a flair for the dramatic," Patrick understated.

And he never let up. He rang up 12 points in his first four games and finished the 2000-01 regular season with 35 goals and 41 assists for 76 points in 43 games. Almost lost in the shuffle was the fact that he'd recorded his 1,500th career point in a Dec. 30 game vs. Ottawa, becoming one of only 10 players in the history of the league to reach that plateau. Meanwhile, the Penguins sold out all 24 remaining season games after Lemieux returned.

Then, in the cauldron of the Stanley Cup playoffs, he paced the Penguins with 17 points in 18 games and led them to the Eastern Conference Finals, where they finally were derailed by New Jersey. Still, it was the first time since 1996 that they'd reached the third round of the playoffs.

Lemieux had high hopes for a continuation of this success in 2001-02, but a hip injury suffered in training camp required surgery in late October and hampered him for the entire season. Although he was able to help Team Canada to a gold medal in the two-week Olympic tournament at Salt Lake City, he was able to play just 24 games for the Penguins, recording 31 points. Lemieux missed the final month and a half of the regular season but said he would be ready for training camp in September, 2002.

(For a complete recap of Mario's career statistics and highlights, please see his bio in the players' section).

In addition to his feats in the hockey world, Lemieux continues to oversee the Mario Lemieux Foundation for cancer and neo-natal research and hosts its annual celebrity golf tournament, which raises millions of dollars for charity.

In February 2001, Lemieux announced that the foundation was making a \$5 million gift to the UPMC Health System to create the Mario Lemieux Centers for Patient Care and Research.

Mario, his wife, Nathalie, and their four children live in the Pittsburgh suburb of Sewickley.

PENGUINS MANAGEMENT COMMITTEE


Mario Lemieux
Ronald Burkle
Michelle Ward
Harold L. Westley
William E. Kassling
Anthony W. Liberati
Thomas B. Grealish
Steven G. Leeper

LIMITED PARTNERS

Wildfire Productions, L.P.
SMG Pittsburgh, L.P.
William E. and Patricia J. Kassling
Robert J. Brooks Family
Robert G. Hofmann, II and Mark C. Hofmann
BBSALP Holdings Limited Partnership
FOM LP
The Emperor Group and James C. Gale
Paula D. and Angelo M. Falconi



FRONT OFFICE



KEN SAWYER *President - Lemieux Group LP* *Governor*

Ken Sawyer is president of Lemieux Group LP, the parent organization of the Pittsburgh Penguins and related companies.

Ken has overall responsibility for the group's financial and legal dealings, and also is overseeing the planning and potential development of a new arena. In addition, he represents the Penguins in league matters and is the team's representative on the NHL's Board of Governors.

A native of Montreal, the same hometown as Mario Lemieux, Ken joined the Penguins' management team as executive vice president and chief financial officer in September, 1999.

Ken brought 20 years of professional sports experience to Pittsburgh, including 14 as Chief Financial Officer of the National Hockey League (1979-93). From 1993-99, he operated his own financial consulting firm and served as a consultant to a number of professional sports organizations, including the Penguins.

"The fact that we were able to attract two highly-qualified executives in Ken Sawyer and Tom Rooney made a huge impact on our ability to turn this business around," Lemieux said. "Both have a great deal of experience and a great enthusiasm for what we're doing here with the Penguins. Especially now that I have returned as a player, I will rely heavily on their expertise and advice."

Ken is a graduate of McGill University in Montreal and is a chartered accountant. He and his wife, Shirley, reside in Pittsburgh. They have two sons, Scott and Christopher.



TOM ROONEY *President - Team Lemieux LLC* *Alternate Governor*

Tom Rooney is president of Team Lemieux LLC and is responsible for the day-to-day business operations of the Pittsburgh Penguins, as well as overseeing the club's minor-league affiliates in Wilkes-Barre and Wheeling.

Tom has overall responsibility for the Penguins' ticketing, marketing and corporate sales operations. He also is the club's alternate governor.

Tom "rejoined" the Penguins in September of 1999 as executive vice president and chief operating officer. He previously worked for the Penguins from 1981-90 as vice president of marketing and promotions before launching a successful career in the music and entertainment industry. From 1990-99, he was an executive with the Pace Entertainment Group, overseeing 15 amphitheatres and other entertainment venues around the country.

Tom is a member of Pittsburgh's foremost sports family. His uncle, Art, founded the Pittsburgh Steelers and his cousin, Dan, is currently president of the Steelers.

Tom grew up on the North Side and graduated from Duquesne University. He remembers attending Penguins games as a high school student during the club's first season in 1967-68 and earned extra money during his college days by working as an usher at the Civic Arena. His first job out of college was as a sportswriter for Dardanel Publications in suburban Pittsburgh. He also worked in PR and advertising for The Meadows racetrack in Washington County.

Tom is on the boards of the Greater Pittsburgh Convention and Visitors' Bureau, the Mario Lemieux Celebrity Golf Tournament and the Pennsylvania Trolley Museum.

He and his wife, Judee, also a Duquesne graduate, reside in Pittsburgh. They have a son, Josh, who once captained the Canevin High School hockey team to the championship of the Penguins Cup.

TEAM DIRECTORY



OWNERSHIP

ADMINISTRATION

Chairman/CEO
President, Lemieux Group LP
President, Team Lemieux LLC
Executive Vice President/General Manager
Vice President & General Counsel
Executive Assistant
Executive Assistant
Receptionist
Mailroom Supervisor

HOCKEY OPERATIONS

General Manager
Assistant General Manager
Director of Player Development
Head Coach
Assistant Coaches
Head Scout
Goalending Coach and Scout
Scouts

Strength and Conditioning Coach
Equipment Manager
Assistant Equipment Manager
Equipment Staff
Team Physician
Head Athletic Trainer
Physical Therapist
Massage Therapist
Executive Assistant
Team Staff
Head Coach, Wilkes Barre/Scranton Penguins (AHL)
Head Coach, Wheeling Nailers (ECHL)

COMMUNICATIONS AND MARKETING

Vice President, Communications/Marketing
Director of Media Relations/Marketing
Manager, Media Relations
Director of Public & Alumni Relations
Director, Community Relations
Director of Marketing
Director, Video Production Department
Manager, Game Presentation
Manager, Video Production
Manager, Art and Graphics
Director of Operations, Lemieux Hockey Development
Director of Alumni Relations

FINANCE

Vice President/Controller
Assistant Controller
Accounting Staff

PROPERTIES

Vice President, Business Development & Properties
Director of Publications
Creative Director
Executive Producer, Penguins Radio Network/PensNet
Multi Media Manager

TICKETING

Vice President, Ticketing
Director, Premium Seating
Manager, Premium Seating
Assistant Manager, Premium Services
Senior Director, Ticketing
Senior Director, Ticketing
Manager, Ticket Sales
Director, Ticket Operations
Box Office Manager
Premium Seating Account Representative
Box Office Staff

Ticket Sales Representatives

Customer Service Representatives

CORPORATE SALES

Vice President, Corporate Sales
Senior Director, Corporate Sales
Directors, Corporate Sales
Director, Corporate Sales, Lemieux Hockey Development
Manager, Sales Service
Assistant Manager, Sales Service
Corporate Sales Liaison

GENERAL INFORMATION

Home Ice
Dimensions of Rink
Seating Capacity
Team Colors
TV Station
TV Announcers
Flagship Radio Station
Radio Announcers

Mario Lemieux and The Lemieux Group

Mario Lemieux
Ken Sawyer
Tom Rooney
Craig Patrick
Ted Black
Ezine Heufelder
Foy McNamara
Kelly Hart
Brett Hart

Craig Patrick
Ed Johnston
Herb Brook
Rick Kehoe
Joe Mullen, Kandy Hillier
Greg Malone
Gilles Meloche
Wayne Daniels, Charlie Hodge, Mark Kelley, Neil Shea, Chuck Grillo, Richard Rose
John Weldon
Steve Latin
Paul Hafi
Paul Defazio
Dr. Charles Burke
Scott Johnson
Mark Morland
Tom Plasko
Tracey Bolsford
Mike Long, Jr.
Glenn Patrick
John Brophy

Tom McMillan
Steve Bavino
Keith Wehner
Cindy Himes
Renée Petrichevich
Brian Magness
Paul Barto
Mike Wurman
Joe Hale
Dori Minnis
Mark Shuffelworth
Jack Riley

Kevin Hart
Michael McCullough
Tawni Love, Troy Ussack, Andrea Wirscheck

Mike Lee
Brian Coe
Barb Pilarski
Roy Walker
Chris DeVivo

Mark Anderson
Terri Smith
Michelle Follen
Sherry Huggins
James Santilli
Chad Slencak
Mike Guiffre
Laura Bryer
Carol Coulson
Bonnie Golinski
Kelly Gabony, Jason Onufer, Jenn Tuite, Dana Kirkpatrick
Peter Barakat, George Birman, Ted Miller, Chuck Fukansky, Mike McLaughlin, Joe Traynor, Craig Wheeler, Jason Floran, George Murphy, Dave Benson, Jill Shaw, Ross Miller
Lynda Gladach, Jill Weisbrod, Kathy Davis, Erin Exley, Jennifer Snyder, Erica Myones

David Salfesz
Kimberly Bogesdorfer
Carl D'Alcandro, Mark DeAndrea
Terri Dabos Young
Marie Mays
Darren Marchesky
Pierre Larouche

Mellon Arena
200 feet by 85 feet
16,988
Black, gold and white
Fox Sports Net Pittsburgh
Mike Lange, Eddie Otczyk
3WS (74.5 FM, 97.0 AM)
Paul Steigerwald, Bob Errey



CRAIG PATRICK General Manager

Craig Patrick, one of the NHL's most respected and successful club executives, and a member of the Hockey Hall of Fame, enters his 14th season as general manager of the Penguins.

Since taking over the hockey department in December, 1989, Patrick has led the Penguins to two Stanley Cups, five division titles and 11 playoff berths. And he is eager to return to those winning ways after his club, decimated by injuries, missed the playoffs last season for the first time since 1989-90.

"We always set high goals here in Pittsburgh, and we will continue to set high goals for ourselves," Patrick said.

The Penguins hadn't won any championships before Patrick arrived on the scene, but he changed the mindset – and the track record – quickly. In his first full season, 1990-91, he led the club to its first of two straight Stanley Cups, and since then a steady stream of successful and highly-skilled players have proudly worn the black and gold.

Under Patrick, the Penguins posted the second-best record in the NHL during the 1990s, trailing only the Detroit Red Wings. That success continued into the new millennium, as the Penguins advanced to the Eastern Conference Finals in 2000-01.

As a testament to his skill and dedication, Patrick has been with his team longer than all but one current NHL general manager, Lou Lamoriello of the New Jersey Devils.

His induction to the Hockey Hall of Fame in the fall of 2001 made him the fourth member and third generation of his family to enter the Hall, joining his grandfather Lester, father Lynn and great-uncle Frank.

Craig was inducted for a lifetime of achievements in all facets and at all levels of the sport. And although he was a collegiate star and an NHL player, he has made his greatest impact as a manager in the NHL and on the international scene.

He was assistant coach and assistant GM of the 1980 U.S. Olympic team that performed the "Miracle On Ice" and won an improbable gold medal, served as GM of the 1991 U.S. team at the Canada Cup, and was GM of the star-laden 2002 U.S. Olympic team, which claimed a silver medal at Salt Lake City.

He parlayed his early Olympic service into a job as GM of the New York Rangers from 1981-86, leading the Rangers to the playoffs in each of his five seasons. But he is best known for his work with the Penguins since coming to Pittsburgh as general manager on December 5, 1989.

In addition to the two Cups and the five division titles, Patrick was named Sporting News NHL Executive of the Year in a vote of his peers in 1997-98 and 1998-99. He also won the 2000 Lester Patrick Award for contributions to hockey in the United States.

Patrick played college hockey at the University of Denver and captained the Pioneers to the NCAA championship in 1969. He played eight NHL seasons with five different teams, registering 72 goals and 163 points in 401 games before retiring in 1979. He also represented the U.S. at the 1976 Canada Cup and appeared in numerous international tournaments.

Born in Detroit, Patrick grew up in Boston and New Haven and was immersed in hockey because of his family ties. His grandfather, Lester, one of the legendary builders of the game, served as head coach and general manager of the New York Rangers and led his team to three Stanley Cups. His father, Lynn, was an all-star winger for the Rangers, became head coach of the club from 1948-50 and later served as GM of the Boston Bruins and St. Louis Blues. His uncle, Muzz, played defense for the Rangers and was GM/coach from 1954-64.

FRONT OFFICE



ED JOHNSTON *Assistant General Manager*

Ed Johnston returns for his sixth season as the Penguins' assistant general manager, working closely with GM Craig Patrick on all team-related matters. Johnston has spent 19 seasons with the Penguins in a variety of roles, including general manager, head coach and assistant coach. He also is involved directly with the Penguins' minor league operations.

"EJ" served as head coach of the Penguins from 1980-83 and again from 1993-97, posting an overall mark of 232-224-60 and leading the team to two division titles and a berth in the 1996 Eastern Conference Finals. He is the winningest coach in franchise history and also tops the club's list in games coached with 516.

Johnston served as general manager of the team from 1983-88 and had the distinction of drafting Mario Lemieux with the first pick of the 1984 NHL draft.

He also coached the Chicago Blackhawks in 1979-80, going 34-27-19. His overall NHL coaching record is 266-251-79 in 596 games.

Johnston played 16 seasons as an NHL goaltender with Boston, Toronto, St. Louis and Chicago, earning two Stanley Cup rings during his stint with the Bruins. He was the last NHL goaltender to play every minute of a season when he played all 70 games for the Bruins in 1963-64. He had a career goals-against average of 3.25 in 592 NHL games, posting a 234-257-80 record with 32 shutouts.

Johnston also served as general manager of the Hartford Whalers from 1989-92, reaching the playoffs in each season.

Ed and his wife, Diane, have three children, Michele, EJ Jr. and Joseph.



HERB BROOKS *Director of Player Development*

Herb Brooks enters his eighth season with the Penguins organization, and his first as director of player development. In his new position, Brooks will oversee all Penguins prospects at the junior, collegiate and minor league levels.

One of the most successful men in the history of American hockey, Brooks served as head coach of the 2002 United States Olympic Team, winning a silver medal. He also coached the U.S. Olympic Team in

1980 in his most publicized accomplishment, when he led them to an improbable gold medal. Penguins GM Craig Patrick served as Brooks' assistant coach and assistant GM on that team.

Brooks became the 15th head coach in Penguins history December 9, 1999, and won his 200th career game with a 5-2 Penguins victory vs. Toronto on January 7. He guided the team to a 29-23-5-1 record as head coach in 1999-00. He has also served as head coach of the New York Rangers (1981-85), Minnesota North Stars (1987-88) and New Jersey Devils (1992-93) in the NHL. Before moving up to the pro ranks, he was head coach at the University of Minnesota for seven seasons, winning three NCAA championships.

Brooks was elected to the U.S. Hockey Hall of Fame in 1990.



COACHES



RICK KEHOE Head Coach

Rick Kehoe enters his 28th consecutive season with the Penguins organization – the longest tenure of anyone in the hockey department – and his first full season as head coach.

Kehoe was named head coach on October 15, 2001, four games into the 2001-02 season, replacing Ivan Hlinka. He became the 20th head coach in Penguins history and the 17th different person to hold the job. Previously, Kehoe had been a Penguins player, assistant coach and scout.

"Rick has worked under some of the best coaches in the NHL in Bob Johnson, Scotty Bowman, Herb Brooks and Ed Johnston, and he can draw on his vast experience with these very successful coaches," Penguins general manager Craig Patrick said.

Kehoe's association with the Penguins began as a player on Sept. 13, 1974, when he was acquired from the Toronto Maple Leafs in exchange for Blaine Stoughton and a first-round draft pick. A talented right winger, Kehoe played 11 seasons with the Penguins and still ranks third on the club's all-time scoring list with 636 points, trailing only Mario Lemieux and Jaromir Jagr. He scored 312 goals in 722 games with the Penguins, ranking fourth on the club's all-time list in both categories.

Overall, in his 14-year NHL career with the Maple Leafs and Penguins, the man nicknamed "Chico" recorded 371 goals and 396 assists for 767 points in 906 games.

Kehoe won the Lady Byng Trophy for sportsmanship in 1981 after setting career highs with 55 goals and 88 points, and registering just six penalty minutes. He represented the Penguins in the NHL All-Star Game in 1981 and 1983 before retiring in 1985.

Upon retirement, Kehoe immediately joined the Penguins staff as a scout, working in that capacity for two seasons, then began his coaching career as an assistant on Pierre Cremer's staff in 1987. He held that position until the 1998-99 season, when he served as a pro scout for the Penguins. He returned to the bench as an assistant to Herb Brooks on December 9, 1999.

Kehoe has served as an assistant under nine Penguins head coaches: Cremer, Gene Ubriaco, Patrick (twice), Johnson, Bowman, Johnston, Kevin Constantine, Brooks and Hlinka.

He faced a difficult task last season, taking over the club four games into the season, and having to deal with injuries to Mario Lemieux, Martin Straka, Alexei Kovalev and Robert Lang, among others. Under Kehoe, the Penguins were 28-37-8-5 in 78 games.

The Windsor, Ontario native was named to the Penguins "Millennium Team" in 2000. He also was a charter member of the Penguins Hall of Fame and a member of the Western Pennsylvania Sports Hall of Fame.

Rick and his wife, Peg, have a daughter, Carrie.

RICK KEHOE'S CAREER STATISTICS

YEAR	TEAM	Regular Season					Playoffs				
		GP	G	A	PTS	PIM	GP	G	A	PTS	PIM
1971-72	Toronto Maple Leafs	38	8	8	16	4	2	0	0	0	2
1972-73	Toronto Maple Leafs	77	33	42	75	20	--	--	--	--	--
1973-74	Toronto Maple Leafs	69	18	22	40	8	--	--	--	--	--
1974-75	Pittsburgh Penguins	76	32	31	63	22	9	0	2	2	0
1975-76	Pittsburgh Penguins	71	29	47	76	6	3	0	0	0	0
1976-77	Pittsburgh Penguins	80	30	27	57	10	3	0	2	2	0
1977-78	Pittsburgh Penguins	70	29	21	50	10	--	--	--	--	--
1978-79	Pittsburgh Penguins	57	27	18	45	2	7	0	2	2	0
1979-80	Pittsburgh Penguins	79	30	30	60	4	5	2	5	7	0
1980-81	Pittsburgh Penguins	80	55	33	88	6	5	0	3	3	0
1981-82	Pittsburgh Penguins	71	33	52	85	8	5	2	3	5	2
1982-83	Pittsburgh Penguins	75	29	36	65	12	--	--	--	--	--
1983-84	Pittsburgh Penguins	57	18	27	45	8	--	--	--	--	--
1984-85	Pittsburgh Penguins	6	0	2	2	0	--	--	--	--	--
	NHL Totals	906	371	396	767	120	39	4	17	21	4
	PITTSBURGH TOTALS	722	312	324	636	88	37	4	17	21	2

COACHES



RANDY HILLIER Assistant Coach

Former defenseman Randy Hillier begins his third season on the Penguins coaching staff – a staff comprised completely of former Penguins players.

The 11-year NHL veteran was originally drafted by the Boston Bruins in the fifth round of the 1980 NHL entry draft and spent three seasons with the Bruins from 1981-84. The Penguins acquired Hillier in October, 1984, in exchange for a fourth-round pick.

A reliable defensive defenseman, Hillier spent seven seasons with the Penguins from 1984-91, recording 92 points (13+79) and 594 penalty minutes in 343 games. The native of Toronto, Ontario served as an alternate captain on the Penguins' first Stanley Cup championship team in 1990-91.

Hillier signed as a free agent with the New York Islanders in 1991 and closed out his career with the Buffalo Sabres. For his career, he totaled 27 points (16+11) and 906 penalty minutes in 543 NHL games.

Randy and his wife, Heather, have two daughters, Lara and Marissa.



JOE MULLEN Assistant Coach

Hockey Hall of Famer Joe Mullen enters his third year on the Penguins staff.

A member of both Penguins' Stanley Cup championship teams in 1991 and 1992, the resilient and high-scoring right winger also played for St. Louis, Calgary and Boston during his stellar NHL career.

A native of New York City who grew up playing roller hockey, Mullen became the first U.S.-born player in NHL history to score 500 goals and 1,000 points. He recorded the historic 500th goal as a member of the Penguins in a March 14, 1997 game at Colorado.

In 16 NHL seasons, Mullen recorded 502 goals and 1,063 points in 1,062 games.

In his six seasons with the Penguins, he registered 153 goals and 325 points in 379 games. He played in Pittsburgh from 1990-95 and again in 1996-97.

In addition to winning two Stanley Cups with the Penguins, Mullen also was a key part of Calgary's Cup-winning team in 1989.

Mullen won the Lady Byng Trophy for sportsmanship twice (1987, 1989), was named to the NHL First All-Star Team in 1989, played in three NHL All-Star Games (1989, 1990, 1994) and won the Lester Patrick Award for service to hockey in the United States in 1995.

He retired following the 1996-97 season and was inducted into the Hockey Hall of Fame in his first year of eligibility in 2000.

Joe and his wife, Linda, have three sons, Ryan, Michael and Patrick, and a daughter, Erin.



SCOUTS



GREG MALONE - Head Scout

Former NHL centerman Greg Malone enters his 12th season as the Penguins head scout, overseeing all junior, college, high school and European scouting efforts. He has been part of the club's staff since 1988 and logs thousands of miles on the road each season in his quest for young prospects.

Malone played 11 NHL seasons with the Penguins, Hartford and Quebec. During his Penguins career from 1976-83, he recorded 143 goals and 221 assists for 364 points in 495 games. He still ranks 10th

on the team's all time list in points and 11th in goals. Malone's best season came in 1978-79 when he led the Penguins with 35 goals and 65 points.

Greg has two sons, Ryan and Mark. A proud moment for Greg came when the Penguins selected Ryan in the fourth round of the 1999 NHL Entry Draft. Ryan is currently playing for St. Cloud State.



GILLES MELOCHE - Goaltending Coach & Scout

An 18-year veteran as an NHL goaltender, Gilles Meloche begins his 14th season as the Penguins goaltending coach and scout.

Meloche played 788 games in his NHL career with Chicago, California, Cleveland, Minnesota and Pittsburgh. He posted 270 victories and played in the Stanley Cup Finals with Minnesota in 1980-81.

The Penguins acquired Meloche in a 1985 trade, and he spent the last three seasons of his playing career with Pittsburgh. He

joined the Penguins management team in December, 1989, shortly after Craig Patrick was named GM.

Meloche and his wife, Sophie, reside in his hometown of Rosemere, Quebec. He has a son, Eric, and a daughter, Annie. Eric was the Penguins seventh round draft choice in the 1996 Entry Draft and played in 23 games with the team last season.



WAYNE DANIELS - Scout


Wayne Daniels enters his fourth season on the Penguins scouting staff after more than 20 years with the Oshawa Generals of the Ontario Hockey League as a trainer, administrator, scout and general manager.

He was a scout when the Generals won the Memorial Cup in 1990 and served as general manager from 1991-99.

His son, Jeff, was drafted by the Penguins in 1986 and played for the club from 1990-94. Jeff is currently a member of the Carolina

Hurricanes organization.

Wayne and his wife, Heather, also have a daughter, Julie.



CHUCK GRILLO - Scout

Chuck Grillo enters his second season on the Penguins scouting staff.

He has over 16 years of NHL experience, serving as executive vice president and director of player personnel for the San Jose Sharks from 1992 to 1996 where he was responsible for drafting 2000-01 NHL Rookie of the Year Evgeni Nabakov. Prior to joining the Sharks, he served as Director of Pro Scouting for the Minnesota North Stars.

From 1980-88 Grillo was a scout with the New York Rangers, working with Craig Patrick through 1986.

Grillo also owns and operates the highly successful Minnesota Hockey Camps, considered in the profession as the finest hockey development center in North America.

He and his wife, Clairene, have six children and nine grandchildren and reside in Nisswa, Minnesota.

SCOUTS



CHARLIE HODGE - Scout

Former NHL goaltender and Vezina Trophy winner Charlie Hodge enters his 13th season as a Penguins scout.

Hodge played 12 seasons in the NHL, including nine with the Montreal Canadiens and was a member of five Stanley Cup championship teams. He won the Vezina Trophy in 1964 for posting the league's best goals against average (2.62) and shared the award with teammate Lorne "Gump" Worsley in 1966. He was named to the NHL's Second All-Star team in 1964 and 1965.

Hodge retired as a player in 1971 and spent two seasons coaching junior hockey before joining the Winnipeg Jets scouting staff in 1980.

He and his wife, Sheila, have three children and five grandchildren and reside in Langley, BC.




MARK KELLEY - Scout

Mark Kelley begins his 10th season as the Penguins European scout. He has worked out of Moscow and Prague during his tenure with the club. During two seasons in Moscow, he also served as assistant general manager of the Central Red Army Team, known as the Russian Penguins.

The Waterville, Maine native played collegiately at Colby College and professionally in Austria and with Binghamton of the AHL.

Kelley served as an assistant coach at Colby from 1982-84 and spent five seasons as a scout with the Quebec Nordiques (1988-93) before joining the Penguins.

Mark and his wife, Sabrina, were married in June.



RICHARD ROSE - Scout

Richard Rose enters his second season on the Penguins scouting staff.

Prior to joining the Penguins, he worked as a scout for the Tampa Bay Lightning for 10 seasons. Before his stint with the Lightning, Rose worked with the New York Rangers for 10 years, six with Penguins general manager Craig Patrick.

Rose began his scouting career with the St. Louis Blues, where he was hired by Lynn Patrick. From St. Louis, he moved on to the

Boston Bruins for two seasons, then worked for NHL Central Scouting for six years.

Richard and his wife, Nancy have a son, Scott and a daughter, Melanie.



NEIL SHEA - Scout

Neil Shea enters his fourth season as a member of the Penguins scouting staff. He played four seasons at Boston College from 1982-86, winning three Hockey East championships.

After a tryout with the New York Rangers, he played professionally in Europe, then worked as a scout with the Quebec Ramparts of the International Hockey League.

Neil and his wife, Lorraine, have three sons, Brandon, Patrick and Neil.



TRAINING STAFF



JOHN WELDAY - Strength & Conditioning

Former Penn State offensive lineman John Welday enters his 14th season as the Penguins strength and conditioning coach. Prior to joining the Penguins, he spent five years in the same capacity at Dartmouth College, working with all sports programs.

The Toronto, Ohio native was an offensive tackle at Penn State in 1978 and 1979 before his career was cut short due to injury. He then served as assistant strength coach at Penn State from 1980-83 and worked as a teaching assistant in the strength and conditioning program. While at Dartmouth, he also served as an instructor for physical education classes in strength training.

A member of both of the Penguins Stanley Cup Championship teams, John and his wife, Jodi, have a son, Jared, and daughter, Jordan.



STEVE LATIN - Equipment Manager

... Steve Latin enters his 15th season with the Penguins and his 23rd season in the National Hockey League.

A veteran of over 1,500 NHL games, the Dearborn, Michigan native holds an associate's degree in business from Eastern Michigan University in Ypsilanti. He broke into the NHL in 1980 with Detroit and spent six seasons with the Red Wings before joining the Hartford Whalers for two seasons. He joined the Penguins staff in 1988.

A member of both of the Penguins' Stanley Cup Championship teams, Latin has also been a member of five division winners and a President's Trophy winner with the Penguins.

Latin served as equipment manager for the silver medal winning 2002 U.S. Olympic Team, and has worked with Team USA in the 1990 World Championships and at the 1991 Canada Cup. He also worked the 1990 All-Star Game in Pittsburgh.

He was inducted into the Dearborn Sports Hall of Fame this past summer.



PAUL FLATI - Asst. Equipment Manager

Paul Flati begins his ninth season with the Penguins as assistant equipment manager. He also served as assistant equipment manager for the Pittsburgh Phantoms of Roller Hockey International in 1994.

Paul and his wife, Carla, reside in Aliquippa.

He has three children, Paul, Abbie and Stephen, a daughter-in-law Phyllis and grandson, Dante.



PAUL DeFAZIO - Equipment Staff

Paul DeFazio enters his sixth season with the Penguins and third as a full-time staff member.

Prior to joining the Penguins, he worked at ICEOPLEX at Southpointe as Supervisor of Operations.

DeFazio has several years of competitive hockey experience and teaches hockey lessons year round.

He is single and resides in Mt. Lebanon.

TRAINING STAFF



DR. CHARLES BURKE - Team Physician

Dr. Charles Burke has served as the Penguins team physician since 1988.

He is an attending orthopedic surgeon at UPMC-St. Margaret's Memorial Hospital and UPMC-Shadyside in Pittsburgh, specializing in sports medicine and orthopedic surgery with special interests in knee and shoulder surgery. He also serves as an instructor at the St. Margaret's Sports Medicine Clinic.

A native of Boston, Burke graduated from Harvard and completed his graduate studies at the University of Cincinnati College of Medicine. He is board certified and a member of the American Academy of Orthopedic Surgeons.

He worked as team physician for Team USA at the 1991 Canada Cup Tournament and at the 2002 Winter Olympics.

He and his wife, Kathy, are the parents of four children.



SCOTT JOHNSON - Head Athletic Trainer

Scott Johnson begins his fourth season as a full-time member of the Penguins training staff after serving five seasons as a part-time trainer.

A graduate of North Dakota State with a B.S. in Athletic Training and Teacher Education, Johnson previously worked at St. Margaret Memorial Hospital and Allegheny Valley Hospital as an athletic trainer. He also served as athletic trainer at Shafer, Freeport, and Lower Burrell High Schools before joining

the Penguins.

Scott and his wife, Marjiss, have two daughters, Haley (9) and Brynn (7) and reside in Zelienople.



MARK MORTLAND - Physical Therapist

Mark Mortland enters his eighth season as a member of the Penguins training staff. Prior to joining the Penguins, Mortland owned and directed seven sports medicine clinics in the Pittsburgh area.

Mortland attended Lock Haven University, earning a degree in athletic training, then went to the University of Maryland for his degree in physical therapy. He is a licensed physical therapist and certified athletic trainer.

Mark and his wife, Judy, have three children, sons Marcus (11) and Nicholas (9) and a daughter, Krista (4). They reside in Peters Township.



TOM PLASKO - Massage Therapist

Tom Plasko returns to the Penguins this season as the team's full-time massage therapist. He has worked with the team over the past several years, as well as running his own private practice.

A native of Aliquippa, Plasko was a member of the gold medal winning Canadian men's Olympic ice hockey team at the 2002 Salt Lake City games.



STAFF PHOTOS



Mark Anderson
Vice President, Ticketing



Pete Barakat
Ticket Sales



Paul Barfo
Director, Video Production



Dave Benson
Ticket Sales



George Birman
Ticket Sales



Ted Black
Vice President &
General Counsel



Kim Bogendorfer
Sr. Director,
Corporate Sales



Tracey Botsford
Executive Assistant



Laura Bryer
Director, Ticket Operations



Brian Coe
Director, Publications



Carol Coulson
Box Office Manager



Carl D'Allegandro
Director, Corporate Sales



Kathy Davis
Customer Service



Mark DeAndrea
Director, Corporate Sales



Chris DeVivo
Director, Multi-Media



Jason Florian
Ticket Sales



Michelle Follen
Manager, Premium Services



Kelly Gabany
Box Office



Lynda Gladding
Customer Service



Bonnie Golinski
Premium Seating Rep.



Mike Guilfrè
Manager, Ticket Sales



Joe Haie
Manager, Video Production



Brett Hart
Mailroom Supervisor



Kelly Hart
Receptionist



Kevin Hart
VP, Controller



Elaine Heufelder
Executive Assistant



Cindy Himes
Director,
Public & Alumni Relations



Sherry Huggins
Asst. Manager,
Premium Services



Dana Kirkpatrick
Box Office



Michael Lang, Jr.
Team Staff



Mike Lee
Vice President, Properties &
Business Development



Tawni Love
Accounting

STAFF PHOTOS



Brian Magness
Director, Marketing



Marie Mays
Manager, Sales Service



Michael McCullough
Assistant Controller



Mike McLaughlin
Ticket Sales



Fay McNamara
Executive Assistant



Ross Miller
Ticket Sales



Ted Miller
Ticket Sales



Dori Minnis
Manager, Art & Graphics



Darran Morchesky
Asst. Manager,
Sales Service



George Murphy
Ticket Sales



Erika Myones
Customer Service



Jason Onufer
Box Office



Renee Patrichevich
Director,
Community Relations



Barb Piarski
Creative Director



Chuck Pukansky
Ticket Sales



James Santilli
Sr. Director, Ticketing



Jill Shaw
Ticket Sales



Mark Shuttleworth
Director of Operations, Lemieux
Hockey Development



Chad Slencak
Sr. Director, Ticketing



Terri Smith
Director, Premium Seating



Jennifer Snyder
Customer Service



Dave Saltesz
Vice President,
Corporate Sales



Joe Traynor
Ticket Sales



Jennifer Tulte
Box Office



Troy Ussack
Accounting



Ray Walker
Executive Producer,
Penguins Radio Network



Jill Weisbrod
Customer Service



Craig Wheeler
Ticket Sales



Andrea Winschel
Accounting



Mike Wurnon
Manager, Game Presentation



IN THE COMMUNITY

The Pittsburgh Penguins are dedicated to serving our community through a variety of interactive charity and community service programs. The Penguins emphasize education and compassion with programs that are designed to improve the quality of life for the people of Pittsburgh, to educate our youth and to support the underprivileged.

PROGRAMS

Score One for Life Blood Drive

Each summer, Penguins players, coaches and broadcasters participate in the Score One for Life blood drive for the Central Blood Bank. The team also donates a pair of pre-season tickets to every registered donor. In 10 years, the drives have helped save the lives of over 20,100 patients.

"Penguins At Your Service" Dinner

The dinner has established itself as one of the largest charity events in Pittsburgh. Started in 1986, the dinner has raised over \$2.5 million for research into finding a cure for cystic fibrosis.



Ian Moran - seen here at the Penguins 'At Your Service' Dinner - handles coffee just as well as he handles the puck.

Players, dressed in tuxedos, pose as waiters for the evening. Tipping prizes and silent and live auctions are featured. Proceeds benefit the Cystic Fibrosis Foundation of Western PA.

Pen Pals

The Pen Pals program was created to benefit individuals who are battling serious illness or have suffered catastrophic loss. Many children are selected from Children's Hospital of Pittsburgh.

Throughout the regular season, the Pens grant special visits to exceptional individuals

and their families. Pen Pals attend a team practice session with a personal locker room tour, meeting players and collecting autographs. Pen Pals and their families are also treated to a special evening on the town with a limousine ride, dinner and the excitement of a Penguins' home game, which includes a personalized welcome on the arena JumboTron.

Team Cool Kids & Power of Reading

It's the coolest team off the ice...this anti-drug school program is for students in grades 4 through 8, the age when they are the most influenced by their peers. By creating their own program, which encourages positive self-esteem and academics, students can win game tickets, autographed items and a chance to visit a Penguins' team practice to meet the players. The Penguins have also joined forces with Pittsburgh Public Schools to encourage recreational reading among children to improve their cognitive thinking and vocabulary. Players are scheduled

IN THE COMMUNITY



to visit local schools this season to read their favorite books in support of the Power of Reading Program.

Make-A-Wish & Project Bundle-Up

The Penguins hold a special practice and party for Make-A-Wish children and their families each year. Children enjoy meeting the players and coaches, taking photos and collecting autographs.

The Team also participates in a Penguins Personal Shopping Day for the Salvation Army's Project Bundle-Up, a program that provides winter clothing for local disadvantaged children. Players are paired with youngsters for a shopping spree to purchase warm clothing for the winter months.

Food & Toy Collections

For the past 10 years, Penguins fans have helped feed local families at the team's annual food drive for the Greater Pittsburgh Community Food Bank. Fans have donated 11,906 pounds of food and \$9,274 prior to the 2002-03 campaign.

Every holiday season, the Penguins and the Penguins Wives Charity Association hold a toy collection at a home game for the Salvation Army's Angel Tree program for distribution to our area's underprivileged children. Fans have contributed 6,297 toys and \$14,526 since 1992.



Jean-Sebastien Aubin does some shopping for Project Bundle Up.

Children's Hospital Visit

A team tradition since the 1970s, Penguins players and team mascot Iceburgh make an annual visit to the Children's Hospital of Pittsburgh. Players visit each floor of the hospital passing out calendars, yearbooks and stuffed Penguins as they chat with the patients and their families.



Johan Hedberg makes a new friend during a visit to Children's Hospital.



AMATEUR HOCKEY PROGRAMS

Puck Pals

Local amateur and high school developmental teams are given the opportunity to hold a scrimmage on Mellon Arena ice during intermission. Tickets are offered at a discounted rate.

Pens Street Pals

The Penguins have teamed up with Pittsburgh's Department of Parks & Recreation and the Boys & Girls Clubs of Western PA to introduce the sport of hockey to youths not typically exposed to the game. There are currently 19 recreational centers that receive program guidance, equipment and clinics from Penguins players to startup and maintain the programs.

High School Player of the Month Awards

During the four months of high school hockey's regular season, four players representing the four districts in the PIHL are honored each month as "player of the month" during a presentation at a Penguins game. Each honoree receives complimentary tickets and a commemorative plaque.



Local high school hockey players are honored on-ice by members of the Penguins' front office.

Practice with the Pens

Several times each season, local youth hockey teams attend a Penguins practice as special guests of the team. Afterwards, the teams are given an hour of complimentary practice ice. A Penguins player or coach spends time with the kids during their skate.

Lemieux Hockey Development Camps

The Penguins offer hockey skills development camps throughout the summer months for youth players age 5 through 14. A conditioning camp for 15-18 year olds and a clinic for hockey coaches rounds out the summer camp/clinic offerings.

IN THE COMMUNITY



Adult Amateur Hockey

The Penguins offered the first-ever Penguins Adult Hockey Fantasy Camp in March 2002. The event was so well received that it will become an annual camp starting this season. Additionally, the Penguins are making plans to offer Adult Learn-to-Play-Hockey clinics at local rinks.

SCHOLARSHIPS

Since 1992, the Penguins have awarded more than \$61,000 in scholarships to deserving Pittsburgh area students. The team has awarded 40 Continuing Education Scholarships and 14 Bob Johnson Memorial Scholarships over the past 11 years.

Continuing Education Scholarships: \$1,000 scholarships are awarded to Pittsburgh inner-city high school seniors on the basis of academic achievement, community service and participation in school activities.

Bob Johnson Memorial Scholarships: The \$2,500 scholarship was established in memory of the Penguins' late head coach, who led the team to its first Stanley Cup Championship in 1991. Co-sponsored by the Penguins Booster Club, it is awarded to a western Pennsylvania high school senior for academic excellence, community service and for providing leadership, sportsmanship and a positive attitude as a member of their school's hockey program.

BOB JOHNSON SCHOLARSHIP RECIPIENTS

2002:	Jessica Wagoner, Shady Side Academy
2001:	Andrew Dealy, Taylor Alderdice/Elliot Hirshon, State College
2000:	Jonathan Stehle, Butler Area/Jordan Synkowski, Serra Catholic
1999:	William Downey, Central Catholic
1998:	Mary Montgomery, Shady Side Academy
1997:	Colin Smithragaratchy, Greensburg
1996:	Brett Huston, Bishop McCort
1995:	John Cullen, Kiski & Doug Swingle, Franklin Regional
1994:	Ryan Smart, Meadville
1993:	Charlie Blasko, Greensburg Salem
1992:	Jan Yackmack, Armstrong Central

PENGUINS ALUMNI ASSOCIATION

Every summer, the Alumni Association hosts its Charity Golf Classic. In 1998, the event raised \$10,000 for the Pittsburgh Sledge Hockey Team, an ice hockey program for physically handicapped youth. Over the past four years, the event has contributed \$60,000 to the Heart Camp of Children's Hospital, a recreational summer camp located in Pittsburgh for children across North America who suffer from heart disease.

In 2001, the Classic featured a reunion of the 1991 Stanley Cup championship team. Proceeds from the event benefited Heart Camp and the September 11th Fund. The 2002 event brought together members of the 1992 Stanley Cup championship team.

Alumni members also participate in celebrity hockey games benefiting local charities and represent the Penguins' organization at a variety of tri-state area events, serving as guest speakers or participating in autograph sessions.





MELLON ARENA

Since their inception in 1967, the Penguins have played their home games in a building nicknamed "The Igloo" – originally known as the Civic Arena and now renamed Mellon Arena because of a multi-year sponsorship deal with Mellon Financial Corp.

The Arena, now in its 41st year of operation, is the oldest facility in the National Hockey League. Hockey seating capacity was only 12,580 in 1967, but a series of expansions and modernization programs over the past three decades have increased that capacity to its current 16,958.

Originally built for the Civic Light Opera, the Arena quickly evolved into a site for sporting events and concerts and was home to the Pittsburgh Hornets of the American Hockey League, as well as Duquesne University basketball and a series of pro teams ranging from indoor soccer to world team tennis. Teams such as the Pittsburgh Pipers and Pittsburgh Condors of the old American Basketball Association also called the Arena home in the 1960s and 1970s.


The Penguins are Mellon Arena's anchor tenant and feature attraction, playing more than 40 games here each season (two preseason games and 41 regular season games in 2001-02).

During its lifetime, the Arena has hosted the Stanley Cup Finals, the NHL All-Star game, the NCAA men's and women's basketball tournaments, the Harlem Globetrotters, professional wrestling, ice skating and gymnastics competitions and popular acts ranging from Elvis Presley and Frank Sinatra to Bruce Springsteen, Garth Brooks and the Backstreet Boys.


Featuring a retractable stainless steel roof, the Arena was built for a cost of \$22 million. It was financed by a combination of public and private funds, including outright grants from the City of Pittsburgh, Allegheny County and Edgar Kaufmann.

The Sports & Exhibition Authority oversees Mellon Arena on behalf of the City of Pittsburgh and Allegheny County. The Regional Asset District (RAD) Board also has provided funding.

SMG is the landlord, and the Penguins rent from SMG.



THE PLAYERS





THE PLAYERS

JEAN-SEBASTIEN AUBIN 30 - Goaltender



HT/WT: 5-11, 180
Catches: Right
Born: July 17, 1977
Birthplace: Montreal, Quebec
Acquired: Pittsburgh's third round choice (76th overall) in the 1995 Entry Draft.

2001-02 NOTES

Won his first game of the season Nov. 13 at New Jersey, stopping 25 of 26 shots in a 5-1 win...Picked up his second win Jan. 24 at the Islanders...Recorded his 50th career win Feb. 28 at Columbus, making 22 saves...Made a season-high 34 saves in a 3-1 loss at Philadelphia on Apr. 6...Started back-to-back games on four occasions - Oct. 28-31; Nov. 10-13; Feb. 28-Mar. 2 and Mar. 13-16...Was 0-3-1 in six home games with a 3.87 goals against average and .877 save percentage...In 15 road games, posted a 3-9-0 record with a 3.37 goals against average and an .883 save percentage...Played in eight games vs. Atlantic Division opponents, posting a 2-5-0 record with a 2.99 goals against average and an .899 save percentage.

CAREER NOTES

2000-01: Posted a 20-14-1 record in 36 games, leading the Penguins in wins for the second consecutive season...Became the first Penguins goalie to post back-to-back 20-win seasons since Ken Wregget (25 in 1994-95 and 20 in 1995-96)...Led Penguins goalies in games played and minutes played (2,050)...Won three straight games on two occasions - Oct. 8-14 and Feb. 21-25...Was undefeated in three games from Mar. 8-12 (2-0-1)...Made a season-high seven consecutive starts from Feb. 17 to Mar. 2, going 5-2-0 with a 3.27 goals against average...Recorded the second assist of his career Jan. 17 at Phoenix...Played in his 100th career game Mar. 8 at Atlanta picking up the win...Missed 14 games from Dec. 2-30 due to knee surgery...**1999-00:** Led all rookie goaltenders in wins (23), games played (51) and minutes played (2,788:44)...Ranked second among rookie goalies with a .914 save percentage (Boucher-PHL .918) and third with a 2.58 goals against average (Boucher 1.91, Biron-BUF 2.42)...Became just the second Penguin goalie to win 20 or more games as a rookie (Patrick Lalime, 21 in 1996-97)...Led Penguins goalies in games played, minutes played, wins and shutouts and ranked second in save percentage and goals against average to Ron Tugnutt...Named NHL Player of the Week for the period of Feb. 14-20, going 2-0-1 with a 0.65 goals against average, one shutout and a .979 save percentage...Played in 20 consecutive games from Feb. 1-Mar. 16, starting 19...Recorded an assist Nov. 10 vs. Montreal, his first career point...Missed five games due to injury - two due to a shoulder injury (Nov. 26 -27) and three due to an ankle strain (Apr. 5-9)...Began the season in Wilkes-Barre/Scranton (AHL)...Totaled 11 games with the AHL Penguins, going 2-8-0 with a 4.35 goals against average...Was recalled by Pittsburgh on Jan. 26 and remained there for the remainder of the season...Missed the entire playoffs due to an ankle strain suffered Apr. 3 vs. Carolina...**1998-99:** Split the season between the Penguins and Kansas City of the International Hockey League...Was 4-3-6 with the Penguins in 17 games, posting a 2.22 goals against average...Made his first NHL start in a 4-1 loss at Edmonton on Oct. 21...Picked up his first NHL win, 4-2, at Ottawa, Nov. 5...Posted the first shutout of his career Nov. 7 vs Boston in a 0-0 tie...Made a season-high 31 saves Apr. 1 at Ottawa in a 3-3 tie...Was 5-7-(-1) with Kansas City (IHL) in 13 games...Named IHL Goaltender of the Week for Feb. 1-7, going 2-0-0 with a 2.00 gaa and a .955 save percentage...**1997-98:** Started the season with Syracuse of the American Hockey League, going 2-4-1 with a 4.13 GAA in eight games with the Crunch...Was assigned to Dayton of the East Coast Hockey League Nov. 24...Led Dayton with 15 wins, one shutout and a 3.01 GAA...Was 1-1 with a 1.69 GAA in the ECHL playoffs...**1996-97:** Finished the season with Sherbrooke of the Quebec Major Junior Hockey League...Had a 1.93 GAA with Sherbrooke and appeared in one playoff game...Also played in 11 games with Laval, posting a 2-6-1 record...Started the season with Moncton and led the team with nine wins, one shutout, and a 3.21 GAA...**1995-96:** Ranked 11th in the QMJHL with a 3.57 GAA, appearing in 40 games with Sherbrooke...Ranked second on the team with 18 wins...Appeared in four playoff games, going 1-3...**1994-95:** Ranked second on Sherbrooke with a 3.40 GAA...Tied for the team lead with one shutout and ranked second with 13 wins...Was 1-2 in three playoff games.

THE PLAYERS



RECORD VS. NHL

Team	GP	MP	GA	SO	GAA	W-L-T
Anaheim	4	216	13	0	3.61	1-3-0
Atlanta	5	280	10	0	2.14	5-0-0
Boston	4	250	11	1	2.64	1-1-2
Buffalo	5	299	12	0	2.41	1-1-2
Calgary	2	102	8	0	4.71	1-1-0
Carolina	5	242	13	0	3.22	1-3-0
Chicago	1	22	1	0	2.73	1-0-0
Colorado	1	60	5	0	5.00	0-1-0
Columbus	3	182	7	0	2.31	3-0-0
Dallas	1	25	1	0	2.40	0-0-1
Detroit	3	180	9	0	3.00	1-2-0
Edmonton	4	221	8	0	2.17	2-1-0
Florida	6	369	12	0	1.95	3-2-1
Los Angeles	2	40	3	0	4.50	0-0-0
Minnesota	2	119	4	0	2.02	1-1-0
Montreal	5	277	19	0	4.12	1-4-0
Nashville	5	305	11	0	2.17	2-2-1
New Jersey	9	332	18	0	3.25	1-5-0
NY Islanders	12	718	39	0	3.26	7-5-0
NY Rangers	9	549	30	0	3.28	6-1-2
Ottawa	4	230	11	0	2.87	1-1-2
Philadelphia	12	539	29	0	3.23	2-7-0
Phoenix	3	177	10	0	3.39	1-2-0
St. Louis	--	--	--	--	--	--
San Jose	2	79	3	0	2.28	0-1-0
Tampa Bay	8	413	19	1	2.76	3-4-0
Toronto	2	100	2	0	1.20	1-0-0
Vancouver	1	60	0	1	0.00	1-0-0
Washington	5	304	12	1	2.37	3-2-0

MILESTONES

ACHIEVED

100th game (3/8/01 at Atlanta)

FIRSTS

NHL Game: 10/21/98 at Tampa
 NHL Win: 11/5/98 at Ottawa
 Shutout: 11/7/98 vs. Boston

CAREER

Career Shutouts: 4 - last - 2/14/00
 vs. Vancouver:

CAREER STATISTICS

YEAR	TEAM	LEAGUE	Regular Season							Playoffs						
			GP	W	L	T	MIN	GA	SO	GAA	GP	W-L	MIN	GA	SO	GAA
1994-95	Sherbrooke	QMJHL	27	13	10	1	1287	73	1	3.40	3	1-2	185	11	0	3.57
1995-96	Sherbrooke	QMJHL	40	18	14	2	2140	127	0	3.57	4	1-3	238	23	0	5.55
1996-97	Laval	QMJHL	11	2	6	1	532	41	0	4.62	--	--	--	--	--	--
	Moncton	QMJHL	22	9	12	0	1252	67	1	3.21	--	--	--	--	--	--
1997-98	Sherbrooke	QMJHL	4	3	1	0	249	8	0	1.93	1	0-1	60	4	0	4.00
	Syracuse	AHL	8	2	4	1	380	26	0	4.10	--	--	--	--	--	--
	Dayton	ECHL	21	15	2	2	1177	59	1	3.01	3	1-1	142	4	0	1.69
1998-99	PITTSBURGH	NHL	17	4	3	6	756	28	2	2.22	--	--	--	--	--	--
	Kansas City	IHL	13	5	7	1	751	41	0	3.28	--	--	--	--	--	--
1999-00	PITTSBURGH	NHL	51	23	21	3	2789	120	2	2.58	--	--	--	--	--	--
	Wilkes-Barre	AHL	11	2	8	0	538	39	0	4.35	--	--	--	--	--	--
2000-01	PITTSBURGH	NHL	36	20	14	1	2050	107	0	3.13	1	0-0	1	0	0	0.00
2001-02	PITTSBURGH	NHL	21	3	12	1	1094	65	0	3.56	--	--	--	--	--	--
NHL/PGH TOTALS			125	50	50	11	6689	320	4	2.87	1	0-0	1	0	0	0.00



THE PLAYERS

KRIS BEECH 16 - Center



HT/WT: 6-2, 199
Shoots: Left
Born: February 5, 1981
Birthplace: Salmon Arm, BC
Acquired: From Washington with Michal Sivek and Ross Lupaschuk for Jaromir Jagr and Frantisek Kucera, July 11, 2001.

2001-02 NOTES

Finished his rookie campaign with 25 points (10+15) in 79 games...Tied for 10th among league rookies in goals, ranked 11th in assists, 12th in points, tied for seventh in power play assists (5), eighth in shots (126) and tied for 17th in hits (71)...Ranked ninth on the Penguins in points, seventh in goals, ninth in assists, fourth in shots and 10th in hits...Recorded his first career point with an assist Oct. 18 at Ottawa...Scored his first career goal Nov. 24 vs. Buffalo...Had five multi-point games, all with two points - Oct. 23 at Atlanta (0+2); Nov. 3 vs. Tampa Bay (0+2); Nov. 13 at New Jersey (0+2); Dec. 14 vs. Minnesota (0+2) and Mar. 9 vs. the Rangers (1+1)...Had a point in three straight games Dec. 19-22, collecting three points (2+1)...Had a point in back-to-back games on two other occasions...Registered a season-high six shots Nov. 14 vs. the Islanders...Totaled 14 points (6+8) in 41 home games, 11 points (4+7) in 38 road games and five points (2+3) in 20 games vs. Atlantic Division opponents.



CAREER NOTES

2000-01: Began the season with Washington, going scoreless in four games before being returned to his junior team in Calgary (WHL)...Made his NHL debut Oct. 6 vs. Los Angeles, going scoreless with two penalty minutes...In 40 games with Calgary, collected 66 points (22+44) and 103 penalty minutes...Ranked fourth on Calgary in points, fifth in goals and third in assists...Scored seven power play goals to rank fifth on the team, two short-handed goals, which was tied for second, and four game-winning goals, which tied for third...Added 10 points (2+8) in 10 playoff games...Led the team in assists in the playoffs and ranked second in penalty minutes (26)...**1999-00:** Ranked third on Calgary with 86 points (32+54) in 66 games...Ranked fourth in goals and third in assists...Collected eight points (3+5) and 16 penalty minutes in five playoff games...**1998-99:** Recorded 67 points (26+41) in 68 games with Calgary...Ranked third on the team in goals, tied for fourth in assists and fourth in points...Collected five points (1+4) in six playoff games...Calgary won the WHL Championship and lost the Memorial Cup Championship game to Ottawa...**1997-98:** Played his first full season of junior hockey...Recorded 35 points (10+25) in 58 games...Added nine points (4+5) in 12 playoff games, tied for fifth on the team in playoff scoring...**1996-97:** Played in eight games with Calgary, recording two points (1+1)...Also played in 49 games with Sicomous (KJHL), collecting 70 points (34+36) and 80 penalty minutes.

THE PLAYERS



2001-02 REAL TIME STATISTICS

TOI/GM	Shifts/GM	Hits	FO% (W/T)
13:33	17.29	71	45.19 (273/604)

SCORING VS. NHL

Team	GP	G	A	PTS	PIM
Anaheim	2	0	0	0	0
Atlanta	5	1	2	3	4
Boston	3	1	0	1	0
Buffalo	4	2	0	2	2
Calgary	1	0	0	0	0
Carolina	4	0	0	0	0
Chicago	1	0	0	0	0
Colorado	1	0	0	0	2
Columbus	2	0	1	1	0
Dallas	1	0	1	1	0
Detroit	1	0	0	0	0
Edmonton	1	0	0	0	0
Florida	4	0	1	1	4
Los Angeles	3	1	0	1	2
Minnesota	1	0	2	2	0
Montreal	3	1	0	1	0
Nashville	2	0	0	0	0
New Jersey	5	0	2	2	0
NY Islanders	5	1	0	1	2
NY Rangers	5	1	1	2	4
Ottawa	4	1	1	2	2
Philadelphia	5	0	0	0	2
Phoenix	2	0	0	0	17
St. Louis	2	0	0	0	2
San Jose	2	0	0	0	2
Tampa Bay	4	0	2	2	0
Toronto	4	0	1	1	0
Vancouver	2	0	0	0	0
Washington	4	1	1	2	2

MILESTONES

WITHIN REACH

100th game (83)

FIRSTS

NHL Game: 10/06/00 vs. Los Angeles
 NHL Assist/Point: 10/18/01 at Ottawa
 NHL Goal: 11/24/01 vs. Buffalo
 (Martin Biron)

GAME HIGHS

Goals: 1 - 10 times - last -
 4/10/02 vs. Buffalo
 Assist: 2 - four times - last
 -12/14/01 vs. Minnesota
 Points: 2 - five times - last -
 3/9/02 vs. NYR (1+1)

CAREER STATISTICS

YEAR	TEAM	LEAGUE	Regular Season													Playoffs				
			GP	G	A	PTS	PIM	+/-	PP	SH	GW	S	GP	G	A	PTS	PIM			
1996-97	Sicamous	KIJHL	49	34	36	70	80	--	--	--	--	--	--	--	--	--	--	--		
	Calgary	WHL	8	1	1	2	0	--	--	--	--	--	--	--	--	--	--	--		
1997-98	Calgary	WHL	58	10	25	35	24	--	--	--	--	--	12	4	5	9	32			
1998-99	Calgary	WHL	68	26	41	67	103	--	--	--	--	--	6	1	4	5	8			
1999-00	Calgary	WHL	68	32	54	86	99	--	--	--	--	--	5	3	5	8	16			
2000-01	Washington	NHL	4	0	0	0	2	-2	0	0	0	0	--	--	--	--	--			
	Calgary	WHL	40	22	44	66	103	--	--	--	--	--	10	2	8	10	26			
2001-02	PITTSBURGH	NHL	79	10	15	25	45	-25	2	0	0	0	126	--	--	--	--	--		
NHL TOTALS			83	10	15	25	47	-27	2	0	0	0	126	--	--	--	--	--		
PGH TOTALS			79	10	15	25	45	-25	2	0	0	0	126	--	--	--	--	--		



THE PLAYERS

MARC BERGEVIN - 25 Defenseman



HT/WT: 6-1, 214
Shoots: Left
Born: August 11, 1965
Birthplace: Montreal Quebec
Acquired: Signed as a free agent,
 July 18, 2002

2001-02 NOTES

Posted three assists in 30 games with St. Louis after signing on November 6...Ranked fifth among Blues defenseman with a plus-6 rating...Was plus or even in 25 of his 30 games (83.3%)...Notched an assist in his third game of the season, Nov. 23 at Detroit...Collected two assists Apr. 3 at Dallas, including one on the game-winning overtime goal...Appeared in a season-high nine straight games from Mar. 30-Apr. 14...**PLAYOFFS:** Played in seven of the Blues 10 games, going scoreless and even with four penalty minutes...Tied for fifth on the team with nine blocked shots.

CAREER NOTES

2000-01: Played in 36 games with the Penguins...Scored his only goal of the season Apr. 7 at Philadelphia...Played in his 1,000th career game Jan. 13 at the Islanders...Missed seven games (Feb. 23-Mar. 8) with a strained knee...Also played two games with St. Louis...Missed the first 18 games of the season with the Blues with a fractured thumb...**1999-00:** Ranked sixth in the NHL with a plus-27 rating...Played in 81 games, collecting nine points...**1998-99:** Collected a career-high 99 penalty minutes in 52 games with St. Louis...Appeared in his 900th career game Mar. 7 vs. New Jersey...**1997-98:** Played in 81 games with the Blues recording 10 points (3+7)...Recorded one assist in 10 playoff games...Played in his 800th career game Nov. 17 at Toronto...**1996-97:** Was one of only three Blues to play all 82 games...**1995-96:** Played in 70 games with Detroit, registering 10 points...Ranked sixth among Red Wings defensemen with a plus-7 rating...Played in a career-high 17 playoff games...**1994-95:** Tied for second among Tampa Bay defensemen with six points (2+4)...Played in his 600th career game Feb. 24 at Pittsburgh...**1993-94:** Played in a career-high 83 games with Tampa Bay...Ranked fourth among Lightning defensemen in points and assists...Collected his 100th career point Oct. 27 vs. Winnipeg...Played for Canada in the World Championships...**1992-93:** Registered 14 points (2+12) in 78 games during his first season with Tampa Bay...Ranked fourth among Lightning defensemen in points and assists...**1991-92:** Notched career-highs in points (24) and assists (17) with Hartford...Tied his career-high in goals with seven...Also scored seven goals in 1985-86 with Chicago...Tied for fourth among Whalers defensemen in points, ranked third in goals and fourth in assists...**1990-91:** Split the season between Hartford, Capital District (AHL) and Springfield (AHL)...Was scoreless in four games with the Whalers...**1989-90:** Played in 18 games with the New York Islanders, recording four assists...Also played in 47 games with Springfield of the AHL...**1988-89:** Began the season with Chicago, appearing in 11 games prior to being traded to the Islanders...Collected 15 points in 58 games with the Islanders, ranking fourth among defensemen...**1987-88:** Split the season between Chicago and Saginaw of the International Hockey League...Appeared in 58 games with the Blackhawks...**1986-87:** Ranked fifth among Chicago defensemen in scoring with 14 points (4+10)...Was plus-4, ranking fourth among Chicago defensemen...**1985-86:** Set a career-high with seven goals for Chicago...His seven goals ranked fifth among Blackhawks blueliners...Scored his first NHL goal Oct. 19 at Detroit...**1984-85:** Registered six assists in 60 games in his rookie season with Chicago...Tallied three assists in six playoff games...Marc and his wife, Ruth, have a son, Wes and a daughter, Ellie.

2001-02 REAL TIME STATISTICS

TOI/GM	Shifts/GM	Hits	FO% (W/T)
12:15	17.2	22	- (0/0)

THE PLAYERS



SCORING VS. NHL

Team	GP	G	A	PTS	PIM
Anheim	21	0	2	2	30
Atlanta	4	0	0	0	4
Boston	43	3	7	10	36
Buffalo	36	2	4	6	38
Calgary	43	2	6	8	56
Carolina	34	1	5	6	39
Chicago	47	4	4	8	30
Colorado	48	1	4	5	29
Columbus	2	0	0	0	0
Dallas	67	3	11	14	67
Detroit	61	1	8	9	35
Edmonton	42	1	5	6	13
Florida	19	0	1	1	47
Los Angeles	41	1	4	5	49
Minnesota	4	0	0	0	0
Montreal	40	1	4	5	14
Nashville	13	1	1	2	4
New Jersey	40	1	3	4	37
NY Islanders	35	1	3	4	40
NY Rangers	40	1	8	9	38
Ottawa	21	0	3	3	13
Philadelphia	47	1	10	11	31
Phoenix	49	1	6	7	41
Pittsburgh	40	2	7	9	54
San Jose	26	0	3	3	48
St. Louis	46	2	7	9	43
Tampa Bay	10	0	0	0	11
Toronto	66	1	7	8	42
Vancouver	39	2	2	4	81
Washington	36	0	5	5	55

MILESTONES

ACHIEVED

1,000th game (1/13/01) at NY Islanders

WITHIN REACH (Current Total):

1,100th game (1,060)

FIRSTS

NHL Game: 10/21/84 vs. Los Angeles
 NHL Assist/Point: 10/21/84 vs. Los Angeles
 NHL Goal: 10/19/85 at Detroit
 (Chris Pusey)

GAME HIGHS

Most Goals: 1 - 33 times - last -
 4/7/01 at Philadelphia
 Most Assists: 3 - 11/2/91 at Pittsburgh
 Most Points: 3 - 11/2/91 at
 Pittsburgh (0+3)
 Most PIM: 22 - 4/16/95 at Florida

CAREER STATISTICS

YEAR	TEAM	LEAGUE	Regular Season										Playoffs						
			GP	G	A	PTS	PIM	+/-	PP	SH	GW	S	GP	G	A	PTS	PIM		
1982-83	Chicoutimi	QMJHL	64	3	27	30	113	--	--	--	--	--	--	--	--	--	--	--	--
1983-84	Chicoutimi	QMJHL	70	10	35	45	125	--	--	--	--	--	--	--	--	--	--	--	--
	Springfield	AHL	7	0	1	1	2	--	--	--	--	--	--	--	--	--	--	--	--
1984-85	Chicago	NHL	60	0	6	6	54	-9	0	0	0	41	6	0	3	3	2	--	--
	Springfield	AHL	--	--	--	--	--	--	--	--	--	--	4	0	0	0	0	--	--
1985-86	Chicago	NHL	71	7	7	14	60	E	0	0	1	50	3	0	0	0	0	--	--
1986-87	Chicago	NHL	66	4	10	14	66	4	0	0	0	56	3	1	0	1	2	--	--
1987-88	Chicago	NHL	58	1	6	7	85	-19	0	0	0	51	--	--	--	--	--	--	--
	Saginaw	IHL	10	2	7	9	20	--	--	--	--	--	--	--	--	--	--	--	--
1988-89	Chicago	NHL	11	0	0	0	18	-3	0	0	0	9	--	--	--	--	--	--	--
	NY Islanders	NHL	58	2	13	15	62	2	1	0	0	56	--	--	--	--	--	--	--
1989-90	NY Islanders	NHL	18	0	4	4	30	-8	0	0	0	12	--	--	--	--	--	--	--
	Springfield	AHL	47	7	16	23	66	--	--	--	--	--	17	2	11	13	16	--	--
1990-91	Capital Dist.	AHL	7	0	5	5	6	--	--	--	--	--	--	--	--	--	--	--	--
	Hartford	NHL	4	0	0	0	4	-3	0	0	0	2	--	--	--	--	--	--	--
	Springfield	AHL	58	4	23	27	85	--	--	--	--	--	18	0	7	7	26	--	--
1991-92	Hartford	NHL	75	7	17	24	64	-13	4	1	1	96	5	0	0	0	2	--	--
1992-93	Tampa Bay	NHL	78	2	12	14	66	-16	0	0	0	69	--	--	--	--	--	--	--
1993-94	Tampa Bay	NHL	83	--	15	16	87	-5	0	0	1	76	--	--	--	--	--	--	--
1994-95	Tampa Bay	NHL	44	2	4	6	51	-6	0	1	0	32	--	--	--	--	--	--	--
1995-96	Detroit	NHL	70	--	9	10	33	7	0	0	0	26	17	1	0	1	14	--	--
1996-97	St. Louis	NHL	82	0	4	4	53	-9	0	0	0	30	6	1	0	1	8	--	--
1997-98	St. Louis	NHL	81	3	7	10	90	-2	0	0	0	40	10	0	1	1	8	--	--
1998-99	St. Louis	NHL	52	--	1	2	99	-14	0	0	0	40	--	--	--	--	--	--	--
1999-00	St. Louis	NHL	81	--	8	9	75	27	0	0	0	54	7	0	1	1	6	--	--
2000-01	St. Louis	NHL	2	0	0	0	0	1	0	0	0	1	--	--	--	--	--	--	--
	PITTSBURGH	NHL	36	1	4	5	26	5	0	0	0	11	12	0	1	1	2	--	--
2001-02	St. Louis	NHL	30	0	3	3	2	6	0	0	0	13	7	0	0	0	4	--	--
	NHL TOTALS		1060	33	130	163	1025	-55	5	2	3	765	76	3	6	9	48	--	--
	PGH TOTALS		36	1	4	5	26	5	0	0	0	11	12	0	1	1	2	--	--



THE PLAYERS

RICK BERRY - 6 Defenseman



HT/WT: 6-2, 200
Shoots: Left
Born: November 14, 1978
Birthplace: Brandon, Manitoba
Acquired: From Colorado with Ville Nieminen for Darius Kosparaitis on March 19, 2002.

2001-02 NOTES

Recorded two assists and 21 penalty minutes in 13 games with the Penguins after being acquired from Colorado Mar. 19...Was scoreless with 60 penalty minutes in 57 games with the Avalanche...Ranked fourth in the league among rookies with 65 blocked shots...Ranked seventh among rookies in hits (101) and penalty minutes...Ranked fourth on the Penguins in hits and fifth in blocked shots...Registered an assist for his first point with the Penguins Apr. 6 at Philadelphia...Also notched an assist Apr. 10 vs. Buffalo...Was a season-high plus-2 five times - once with the Penguins, Mar. 27 vs. New Jersey...Had a season-high three shots, both with the Penguins, Apr. 4 at Tampa Bay and Apr. 10 vs. Buffalo...With the Penguins, recorded one assist in seven home games, one assist in six road games and one assist in four games vs. Atlantic Division opponents.

CAREER NOTES

2000-01: Began the season in Hershey (AHL), where he was named the Bears' top defenseman...Was recalled by Colorado on Jan. 6 and played in his first NHL game Jan. 7 at Detroit...Recorded his first NHL point with an assist Jan. 16 vs. the Islanders...With Hershey, tied for first among defensemen in points (23), ranked first in goals (6) and second in assists (17)...**1999-00:** Spent the season in Hershey and ranked second among defensemen in goals and points...Selected as the Bears' top defenseman...Ranked fourth among defensemen in assists...Ranked second on the team with 148 penalty minutes...Added five points (2+3) in 13 playoff games...**1998-99:** Led Hershey with 153 penalty minutes...Ranked sixth among defensemen in points...**1997-98:** Split the season between Seattle and Spokane in the Western Hockey League...Totaled 30 points (9+21) and 131 penalty minutes in 59 games...Added five points (1+4) in 17 playoff games with Spokane...**1996-97:** Played in all 72 games for Seattle (WHL)...Helped the Thunderbirds to the WHL Western Conference Championship...Tied for second among defensemen in goals, ranked third in assists and fourth in points...Ranked second among defensemen and tied for fourth overall with 10 points (3+7) in 15 playoff games...**1995-96:** In his first junior season, played in 59 games with Seattle...Ranked ninth on the team in penalty minutes with 103.

THE PLAYERS



2001-02 REAL TIME STATISTICS

TOI/GM	Shifts/GM	Hits	FO% (W/T)
11:22	16.38	101	-- (0/0)

SCORING VS. NHL

Team	GP	G	A	PTS	PIM
Anaheim	4	0	1	1	0
Atlanta	2	0	0	0	0
Boston	3	0	1	1	2
Buffalo	2	0	1	1	0
Calgary	6	0	0	0	27
Carolina	1	0	0	0	0
Chicago	6	0	0	0	2
Colorado	--	--	--	--	--
Columbus	3	0	0	0	2
Dallas	1	0	0	0	2
Detroit	3	0	0	0	9
Edmonton	4	0	0	0	7
Florida	2	0	0	0	7
Los Angeles	2	0	0	0	0
Minnesota	6	0	0	0	5
Montreal	3	0	0	0	6
Nashville	4	0	1	1	0
New Jersey	2	0	0	0	0
NY Islanders	3	0	1	1	0
NY Rangers	3	0	0	0	7
Ottawa	2	0	0	0	0
Philadelphia	4	0	1	1	6
Phoenix	3	0	0	0	2
Pittsburgh	2	0	0	0	0
St. Louis	3	0	0	0	2
San Jose	3	0	0	0	2
Tampa Bay	2	0	0	0	0
Toronto	2	0	0	0	0
Vancouver	6	0	0	0	24
Washington	2	0	0	0	7

MILESTONES

WITHIN REACH (Current Total):

100th game (89) --

FIRSTS

NHL Game: 1/7/01 at Detroit
 NHL Assist/Point: 1/16/01 vs. NY Islanders

GAME HIGHS

Most Assists: 1 - six times - last -
 4/10/02 vs. Buffalo
 Most Points: 1 - six times - last -
 4/10/02 vs. Buffalo (0+1)
 Most PIM: 17 - 2/9/01 vs. Calgary

CAREER STATISTICS

YEAR	TEAM	LEAGUE	Regular Season											Playoffs				
			GP	G	A	PTS	PIM	+/-	PP	SH	GW	S	GP	G	A	PTS	PIM	
1995-96	Seattle	WHL	59	4	9	13	103	--	--	--	--	--	1	0	0	0	0	
1996-97	Seattle	WHL	72	12	21	33	125	--	--	--	--	--	15	3	7	10	23	
1997-98	Seattle	WHL	37	5	12	17	100	--	--	--	--	--	--	--	--	--	--	
	Spokane	WHL	22	4	9	13	31	--	--	--	--	--	17	1	4	5	26	
1998-99	Hershey	AHL	62	2	6	8	153	--	--	--	--	--	--	--	--	--	--	
1999-00	Hershey	AHL	64	9	16	25	148	--	--	--	--	--	13	2	3	5	24	
2000-01	Hershey	AHL	48	6	17	23	87	--	--	--	--	--	12	2	2	4	18	
	Colorado	NHL	19	0	4	4	38	5	0	0	0	10	--	--	--	--	--	
2001-02	Colorado	NHL	57	0	0	0	60	1	0	0	0	29	--	--	--	--	--	
	PITTSBURGH	NHL	13	0	2	2	21	-4	0	0	0	20	--	--	--	--	--	
	NHL TOTALS		89	0	6	6	119	2	0	0	0	59	--	--	--	--	--	
	PITTSBURGH TOTALS		13	0	2	2	21	-4	0	0	0	20	--	--	--	--	--	



THE PLAYERS

SHEAN DONOVAN - 18 Right Wing



HT/WT: 6-2, 200
Shoots: Right
Born: January 22, 1975
Birthplace: Timmins, Ontario
Acquired: Off of waivers from Atlanta on March 15, 2002.

2001-02 NOTES

Recorded three points (2+1) in 13 games with the Penguins after being claimed on waivers from Atlanta Mar. 15...Collected 12 points (6+6) in 48 games with the Thrashers...Played in his first game with the Penguins Mar. 16 at Los Angeles...Scored his first goal with the Penguins Mar. 18 at Atlanta...Recorded one assist Mar. 24 vs. Washington...Scored a goal Apr. 6 at Philadelphia...Had two two-goal games with Atlanta, Oct. 6 at Boston and Dec. 1 at Florida...His two goals Oct. 6 at Boston came in the second period, tying a club record for goals in a period...Tallied two assists Oct. 27 vs. Tampa Bay...Had a season-high four shots Oct. 30 vs. Ottawa and Mar. 6 vs. Anaheim...Was a season-High plus-3 Dec. 1 at Florida...With the Penguins, recorded one assist in five home games, two goals in eight road games and one goal in four games vs. Atlantic Division opponents...Missed one game (Jan. 24 vs. New Jersey) with a bruised heel...Missed the last two games of the season (Apr. 10-12) with a lacerated elbow.

CAREER NOTES

2000-01: Notched a career-high 23 points with Atlanta...Set a franchise record with three short-handed goals...Ranked eighth on the team in points, tied for fifth in goals (12) and tied for 10th in assists (11)...Recorded his 100th career point with a goal Jan. 30 vs. Pittsburgh...Netted his first career hat trick Nov. 29 vs. Detroit...Missed 13 games from Dec. 11-Jan. 6 with a knee sprain...**1999-00:** Played in a combined 51 games with Colorado and Atlanta...Made debut with Atlanta Dec. 8 at Los Angeles...Recorded two points (1+1), including the game-winning goal, Dec. 26 vs. Tampa Bay...Missed 20 games from Jan. 28-Mar. 13 with a broken foot and three from Jan. 4-8 with an abdominal strain...**1998-99:** Set a career-high with 12 assists for Colorado...Scored goals in consecutive games Dec. 19 at San Jose and Dec. 21 at Anaheim...Played in first playoff game with Colorado, Apr. 30 vs. San Jose...**1997-98:** Recorded 18 points (8+10) in 67 games with San Jose and Colorado...Was a career-high plus-6...Scored first goal with Colorado Dec. 6 vs. Vancouver...**1996-97:** Played in 73 games with San Jose, and ranked ninth on the team with nine goals...Had a three-game point streak from Apr. 1-4, recording three points (2+1)...Had four points (1+3) in three games with Kentucky (AHL), including a three-point game (1+2) Feb. 25 vs. Hartford...Won a gold medal with Canada at the 1997 World Championships, recording one assist in 10 games...**1995-96:** Played in a career-high 74 games with San Jose in his first full season...Ranked seventh on the Sharks in goals with a career-high 13...Ranked 10th on the team in points...Tied for 19th among NHL rookies in points and tied for 11th in goals...Notched two goals in a game for the first time in his career Oct. 12 vs. Boston...Also scored two goals Feb. 17 at the Islanders...Scored first NHL goal Oct. 7 vs. Chicago...**1994-95:** Was scoreless in 14 games with San Jose...Made NHL debut Feb. 6 at Toronto...Played in seven playoff games with the Sharks, recording an assist in Game Six vs. Calgary May 17...Played in 14 playoff games with Kansas City in the International Hockey League...Recorded eight points (5+3) as the Blades lost in the Turner Cup Finals...Was a member of gold medal winning Team Canada at the 1995 World Junior Championships...**1993-94:** Ranked second on Ottawa of the Ontario Hockey League with 84 points...Ranked second on the team in goals (35) and third in assists (49)...Tied for the team lead with 10 playoff goals and tied for third in playoff points (21)...**1992-93:** Recorded 52 points in 66 games with Ottawa, ranking third on the team in scoring...Scored 29 goals to rank second on the club...His 23 assists ranked fourth...**1991-92:** Had 19 points (11+8) in 58 games with Ottawa...Played in all 11 playoff games, scoring one goal...Shean and his wife, Teresa spend the off-season in California.

THE PLAYERS



2001-02 REAL TIME STATISTICS

TOI/GM	Shifts/GM	Hits	FO% (W/T)
13:43	18.55	72	37.5 (6/16)

SCORING VS. NHL

Team	GP	G	A	PTS	PIM
Anaheim	22	4	3	7	21
Atlanta	2	1	0	1	2
Boston	20	7	5	12	23
Buffalo	11	1	4	5	6
Calgary	21	5	0	5	4
Carolina	20	1	1	2	4
Chicago	20	2	2	4	14
Colorado	12	3	1	4	8
Columbus	2	0	0	0	5
Dallas	13	0	2	2	12
Detroit	19	5	0	5	6
Edmonton	23	2	1	3	21
Florida	20	4	4	8	9
Los Angeles	21	2	4	6	6
Minnesota	1	0	0	0	2
Montreal	19	0	2	2	13
Nashville	8	1	0	1	2
New Jersey	11	1	3	4	2
NY Islanders	15	4	0	4	15
NY Rangers	13	3	0	3	4
Ottawa	15	2	1	3	6
Philadelphia	18	2	6	8	8
Phoenix	20	0	3	3	16
Pittsburgh	16	1	2	3	25
St. Louis	18	0	1	1	8
San Jose	12	3	2	5	10
Tampa Bay	17	2	7	9	21
Toronto	22	2	1	3	6
Vancouver	22	3	3	6	17
Washington	18	1	3	4	15

MILESTONES

ACHIEVED

400th game (3/14/01 at Ottawa)
100th point (1/30/01 vs.Pittsburgh)

WITHIN REACH (Current Total):

500th game (471)

FIRSTS

NHL Game: 2/6/95 vs. Toronto
NHL Goal: 10/7/95 vs. Chicago
(Ed Belfour)

GAME HIGHS

Most Goals: 3 - 11/29/00 vs. Detroit
Most Assists: 3 - 11/4/00 at Boston
Most Points: 3 - 11/29/00 vs. Detroit
{3+0}; 11/4/00 at Boston (0+3)
Most PIM: 7 - 12/19/97 vs. Pittsburgh

CAREER STATISTICS

YEAR	TEAM	LEAGUE	Regular Season										Playoffs						
			GP	G	A	PTS	PIM	+/-	PP	SH	GW	S	GP	G	A	PTS	PIM		
1991-92	Ottawa	OHL	58	11	8	19	14	--	--	--	--	--	--	--	--	--	--	--	--
1992-93	Ottawa	OHL	66	29	23	52	33	--	--	--	--	--	--	--	--	--	--	--	--
1993-94	Ottawa	OHL	62	35	49	84	63	--	--	--	--	--	--	--	--	--	--	--	--
1994-95	Ottawa	OHL	29	22	19	41	41	--	--	--	--	--	--	--	--	--	--	--	--
	Kansas City	IHL	5	0	2	2	7	--	--	--	--	--	14	5	3	8	23	--	--
	San Jose	NHL	14	0	0	0	6	-6	0	0	0	13	7	0	1	1	6	--	--
1995-96	Kansas City	IHL	4	0	0	0	8	--	--	--	--	--	5	0	0	0	8	--	--
	San Jose	NHL	74	13	8	21	39	-17	0	1	2	73	--	--	--	--	--	--	--
1996-97	Kentucky	AHL	3	1	3	4	18	--	--	--	--	--	--	--	--	--	--	--	--
	San Jose	NHL	73	9	6	15	42	-18	0	1	0	115	--	--	--	--	--	--	--
1997-98	San Jose	NHL	20	3	3	6	22	3	0	0	0	24	--	--	--	--	--	--	--
	Colorado	NHL	47	5	7	12	48	3	0	0	0	57	--	--	--	--	--	--	--
1998-99	Colorado	NHL	68	7	12	19	37	4	1	0	1	81	5	0	0	0	2	--	--
1999-00	Colorado	NHL	18	1	0	1	8	-4	0	0	0	13	--	--	--	--	--	--	--
	Atlanta	NHL	33	4	7	11	18	-17	1	0	1	53	--	--	--	--	--	--	--
2000-01	Atlanta	NHL	63	12	11	23	47	-14	1	3	1	93	--	--	--	--	--	--	--
2001-02	Atlanta	NHL	48	6	6	12	40	-16	1	0	2	64	--	--	--	--	--	--	--
	PITTSBURGH	NHL	13	2	1	3	4	-5	0	0	0	18	--	--	--	--	--	--	--
	NHL TOTALS		471	62	61	123	311	-87	4	5	7	604	12	0	1	1	8	--	--
	PITTSBURGH TOTALS		13	2	1	3	4	-5	0	0	0	18	--	--	--	--	--	--	--



THE PLAYERS

ANDREW FERENCE - 7 Defenseman



HT/WT: 5-10, 196
Shoots: Left
Born: March 17, 1979
Birthplace: Edmonton, Alberta
Acquired: Pittsburgh's eighth round choice (208th overall) in the 1997 Entry Draft.

2001-02 NOTES

Played in a career-high 75 games and matched his career-high with four goals (2000-01)...Led the Penguins with 149 hits, ranked fifth in penalty minutes (73) and tied for sixth in blocked shots with 60...Ranked third among team defensemen in goals and points...Scored his first goal of the season in his 100th career game, Dec. 21 vs. Washington...Scored the game-tying goal Feb. 5 at Carolina...Picked up an assist in back-to-back games Dec. 6 at Boston and Dec. 8 vs. Atlanta...Also registered a point in consecutive games Apr. 8 at the Rangers (1+0) and Apr. 10 vs. Buffalo (0+1)...Was a season-high plus-3 Nov. 14 vs. the Islanders, Dec. 21 vs. Washington and Mar. 24 vs. Washington...Had a season-high five shots Dec. 29 vs. Ottawa and Apr. 10 vs. Buffalo...Recorded five points (1+4) in 38 home games, six points (3+3) in 37 road games and two goals in 18 games vs. Atlantic Division opponents...Missed one game, Dec. 26 at New Jersey with the flu.

CAREER NOTES

2000-01: Recorded 15 points (4+11) in 36 games with Pittsburgh...Ranked seventh on the team in hits (82) and tied for eighth with 38 blocked shots...Had a career-high three assists Dec. 1 at Buffalo...Played in 43 games with Wilkes-Barre/Scranton (AHL), totaling 24 points (6+18) and 95 penalty minutes...Tied for third in the NHL among defensemen in playoff scoring and ranked first among Penguins blueliners with 10 points (4+6), playing in all 18 games...Tied for fifth on the Penguins in goals, ranked fourth in assists, second in power play assists (4), tied for fourth in points, tied for second in power play points (5) and tied for sixth in hits (37)...Scored his first playoff goal in Game Five of the Eastern Conference Quarterfinals Apr. 21 at Washington...Scored the game-winning goal in Game Two of the Eastern Conference Semifinals Apr. 28 at Buffalo...**1999-00:** Began the season with Pittsburgh and played in his first NHL game Oct. 1 at Dallas...Recorded his first NHL point with an assist Oct. 16 vs. Chicago...Had a three-game point streak from Nov. 10-13, collecting three points (1+2)...Totaled six points (2+4) in 30 games...Ranked 13th on the team with 61 hits...Played in 44 games with Wilkes-Barre/Scranton, collecting 28 points (8+20)...Ranked third among defensemen in scoring...Was on Pittsburgh's playoff roster but did not play in a game...**1998-99:** Started the season with Portland (WHL) recording 32 points (11+21) and 104 penalty minutes in 40 games...Tied for seventh on the team in points and ranked sixth in penalty minutes...Ranked second in playoff scoring with five points (1+4) in five games...Played in five regular season games with Kansas City (IHL), totaling three points (1+2)...**1997-98:** Ranked seventh in scoring on Portland with 68 points...His 57 assists ranked second...Led the Winterhawks with a plus-75 rating...Named to the WHL Western Conference All-Star Team...Had 20 points (2+18) in 16 playoff games, ranking second in scoring...**1996-97:** Had 44 points (12+32) in 72 games with Portland...Ranked eighth in points and fourth in penalty minutes with 163...**1995-96:** Collected 40 points for Portland in 72 games...Ranked seventh in scoring and fourth in penalty minutes with 159.

THE PLAYERS



2001-02 REAL TIME STATISTICS

TOI/GM	Shifts/GM	Hits	FO% (W/T)
18:33	24.2	149	0.0 (0/2)

SCORING VS. NHL

Team	GP	G	A	PTS	PIM
Anaheim	3	0	0	0	0
Atlanta	6	0	2	2	8
Boston	7	0	1	1	8
Buffalo	8	0	5	5	8
Calgary	1	0	0	0	2
Carolina	9	2	1	3	8
Chicago	3	0	1	1	4
Colorado	3	0	1	1	0
Columbus	2	0	0	0	2
Dallas	2	0	0	0	2
Detroit	4	0	1	1	2
Edmonton	1	0	0	0	2
Florida	7	0	0	0	9
Los Angeles	4	0	0	0	6
Minnesota	1	0	0	0	2
Montreal	6	0	1	1	4
Nashville	2	1	0	1	0
New Jersey	8	0	0	0	2
NY Islanders	8	1	0	1	6
NY Rangers	9	3	3	6	16
Ottawa	7	0	1	1	6
Philadelphia	6	0	0	0	6
Phoenix	1	0	0	0	0
St. Louis	4	1	1	2	4
San Jose	4	0	0	0	2
Tampa Bay	9	0	2	2	2
Toronto	7	1	0	1	2
Vancouver	2	0	0	0	0
Washington	7	1	2	3	8

MILESTONES

ACHIEVED

100th game (12/21/01 vs. Washington)

WITHIN REACH (Current Total):

200th game (141)

FIRSTS

NHL Game: 10/1/99 at Dallas
 NHL Assist/Point: 10/16/99 vs Chicago
 NHL Goal: 11/13/99 vs Nashville
 (Tomas Vokoun)

GAME HIGHS

Most Goals: 1 - 10 times - last
 - 4/8/02 at NY Rangers
 Most Assists: 3 - 12/1/00 at Buffalo
 Most Points: 3 - 12/1/00 at Buffalo
 (0+3)
 Most PIM: 14 - 10/14/99 at NYR

CAREER STATISTICS

YEAR	TEAM	LEAGUE	Regular Season										Playoffs						
			GP	G	A	PTS	PIM	+/-	PP	SH	GW	S	GP	G	A	PTS	PIM		
1994-95	Sherwood	AMHL	31	4	14	18	74	--	--	--	--	--	--	--	--	--	--	--	--
	Portland	WHL	2	0	0	0	4	--	--	--	--	--	--	--	--	--	--	--	--
1995-96	Portland	WHL	72	9	31	40	159	--	--	--	--	--	7	1	3	4	12	--	--
1996-97	Portland	WHL	72	12	32	44	163	--	--	--	--	--	6	1	2	3	12	--	--
1997-98	Portland	WHL	72	11	57	68	142	--	--	--	--	--	16	2	18	20	28	--	--
1998-99	Portland	WHL	40	11	21	32	104	--	--	--	--	--	4	1	4	5	10	--	--
	Kansas City	IHL	5	1	2	3	4	--	--	--	--	--	3	0	0	0	9	--	--
1999-00	PITTSBURGH	NHL	30	2	4	6	20	3	0	0	1	26	--	--	--	--	--	--	--
	Wilkes-Barre	AHL	44	8	20	28	58	-7	2	0	2	121	--	--	--	--	--	--	--
2000-01	PITTSBURGH	NHL	36	4	11	15	28	6	1	0	1	47	18	3	7	10	16	--	--
	Wilkes-Barre	AHL	43	6	18	24	95	4	3	0	0	103	--	--	--	--	--	--	--
2001-02	PITTSBURGH	NHL	75	4	7	11	73	-12	1	0	0	82	--	--	--	--	--	--	--
	NHL/PGH TOTALS		141	10	22	32	121	-3	2	0	2	155	18	3	7	10	16	--	--



THE PLAYERS

JOHAN HEDBERG 1 - Goaltender



HT/WT: 6-0, 184
Catches: Left
Born: May 3, 1973
Birthplace: Leksand, Sweden
Acquired: From San Jose with Bobby Dallas for Jeff Norton, March 12, 2001.

2001-02 NOTES

Posted 25 wins in his first full season with the Penguins...The 25 wins were the most by a Penguins goalie since Tom Barrasso had 31 in 1997-98...Set a club record for games played by a goaltender with 66, breaking the mark held by Greg Millen (63 - 1980-81) and Tom Barrasso (63 - 1992-93, 1997-98)...Recorded six shutouts, tied for second most in a season in club history with Les Binkley (6 - 1967-68)...Tied for eleventh in the league in games played, ranked ninth in minutes played (3,877), fifth in shots against (1,851), tied for seventh in shutouts and 19th in wins...Allowed two goals or less in 29 of his 64 starts...Won three games in a row from Dec. 4-8 and was unbeaten in four games (3-0-1) from Dec. 4-11...Won five consecutive starts from Jan. 17-26...Started a career-high 11 straight games from Nov. 24-Dec. 16, posting a 5-5-1 record with a 2.69 goals against average, a .913 save percentage and two shutouts...Stopped two penalty shots in eight days, Oct. 16 vs. Ottawa (Marian Hossa) and Oct. 24 vs. Dallas (Mike Modano)...Recorded his first career regular season shutout Oct. 18 at Ottawa making 29 saves...Made a season-high 41 saves Nov. 14 in a 3-3 tie vs. the Islanders...Recorded an assist Oct. 6 vs. Anaheim...Went 16-18-3 with a 3.01 goals against average and a .900 save percentage in 37 home games...On the road, played in 29 games and went 9-16-4 with a 2.64 goals against average and a .909 save percentage...Went 6-5-2 with a 2.39 goals against average, two shutouts and a .923 save percentage in 13 games vs. Atlantic Division opponents...Played in one game for Sweden in the 2002 Winter Olympics, stopping 19 of 20 shots to record the win vs. Germany.

CAREER NOTES

2000-01: Played in nine games with the Penguins, going 7-1-1 with a 2.64 goals against average and a .905 save percentage...Made a season-high 41 saves in his Penguins debut Mar. 16 at Florida in a 6-3 win...Allowed three goals or fewer in seven of his nine starts...Ended the season on a six-game win streak from Mar. 25-Apr. 6 and was unbeaten in his last seven starts (6-0-1)...Was 23-13-7 with a 2.56 gaa in 46 games with Manitoba in the IHL...Ranked first among IHL goalies in minutes played (2,696), third in wins and sixth in gaa upon trade to Pittsburgh on Mar. 12...Also had one shutout with Manitoba...Played in all 18 playoff games, posting a 2.30 goals against average, a .911 save percentage and a 9-9 record...Tied for third among playoff goaltenders in wins, ranked seventh in goals against average, fifth in save percentage and tied for fourth in shutouts (2)...Recorded his first shutout in Game Three of the Eastern Conference Quarterfinals Apr. 16 vs. Washington, making 34 saves...Also recorded a shutout in Game One of the Eastern Conference Semifinals Apr. 26 at Buffalo, making 25 saves...Won four straight games from Apr. 21-28...Allowed three goals or less in 14 of 18 games...**1999-00:** Ranked seventh in the American Hockey League with a 2.68 goals against average in 33 games with Kentucky...Tied for sixth in the league with three shutouts...Was 18-9-5...Went 3-2 in five playoff games with a 1.93 gaa...**1998-99:** Played in 48 games with Leksand in the Swedish League...Ranked 10th in the league with a 2.86 gaa...Led the league with 2,940 minutes played and tied for the lead in games played (48)...**1997-98:** Played in 30 games with Detroit and Manitoba in the International Hockey League...Ranked eighth with a 2.61 gaa...Was 7-2-2 in 16 games with Detroit and 8-4-1 in 14 games with Manitoba...Also played in two games with Baton Rouge in the East Coast Hockey League...**1996-97:** Ranked second in the Swedish League with a 2.52 gaa in 38 games with Leksand...Tied for third in the league with three shutouts...Recorded two assists...Had a 1.86 gaa and one shutout in eight playoff games...**1995-96:** Ranked fourth in the Swedish League with a 2.83 gaa in 34 games with Leksand...Ranked second in games played and minutes played (2,013)...**1994-95:** Played in 17 games with Leksand posting a 3.53 gaa and one shutout...**1993-94:** Tied for third in the Swedish League with a 2.81 gaa in 17 games with Leksand...Johan and his wife, Pernilla, have two daughters, Molly (6) and Wilma (3).

THE PLAYERS



RECORD VS. NHL

Team	GP	MP	GA	SO	GAA	W-L-T
Anaheim	1	59	4	0	4.07	0-1-0
Atlanta	4	244	9	0	2.21	4-0-0
Boston	4	244	9	0	2.21	1-2-1
Buffalo	5	258	6	1	1.40	3-1-1
Calgary	1	60	4	0	4.00	1-0-0
Carolina	5	288	16	0	3.33	1-2-2
Chicago	2	119	4	0	2.02	1-1-0
Colorado	1	60	3	0	3.00	0-1-0
Columbus	1	59	4	0	4.07	0-1-0
Dallas	1	60	2	0	2.00	1-0-0
Detroit	--	--	--	--	--	--
Edmonton	1	60	0	1	0.00	1-0-0
Florida	3	182	10	0	3.30	2-1-0
Los Angeles	2	98	6	0	3.67	0-2-0
Minnesota	1	59	4	0	4.07	0-1-0
Montreal	3	181	6	0	1.99	0-3-0
Nashville	--	--	--	--	--	--
New Jersey	5	284	12	1	2.54	2-3-0
NY Islanders	2	125	5	0	2.40	1-0-1
NY Rangers	5	303	10	1	1.98	3-2-0
Ottawa	4	240	12	1	3.00	2-2-0
Philadelphia	2	125	6	0	2.88	1-0-1
Phoenix	2	119	8	0	4.03	0-2-0
St. Louis	3	184	9	0	2.93	1-2-0
San Jose	2	100	11	0	6.60	0-2-0
Tampa Bay	5	301	12	0	2.39	3-2-0
Toronto	4	240	10	1	2.50	2-2-0
Vancouver	2	120	9	0	4.50	0-2-0
Washington	4	250	11	0	2.64	2-0-2

MILESTONES

WITHIN REACH (Current Total):

100th game (75)

FIRSTS

NHL Game: 3/16/01 at Florida
 NHL Win: 3/16/01 at Florida
 NHL Shutout: 10/18/01 at Ottawa

CAREER

Career Shutouts: 6 - last - 1/19/02
 at Edmonton

CAREER STATISTICS

YEAR	TEAM	LEAGUE	Regular Season							Playoffs						
			GP	W	L	T	MIN	GA	SO	GAA	GP	W-L	MIN	GA	SO	GAA
1992-93	Leksands	Sweden	10	--	--	--	600	24	--	2.40	--	--	--	--	--	--
1993-94	Leksands	Sweden	17	--	--	--	1020	48	--	2.81	--	--	--	--	--	--
1994-95	Leksands	Sweden	17	--	--	--	986	58	--	3.53	--	--	--	--	--	--
1995-96	Leksands	Sweden	34	--	--	--	2013	95	--	2.83	4	--	240	13	--	3.25
1996-97	Leksands	Sweden	38	--	--	--	2260	95	3	2.52	8	--	581	18	1	1.86
1997-98	Baton Rouge	ECHL	2	1	1	0	100	7	0	4.20	--	--	--	--	--	--
	Detroit	IHL	16	7	2	2	726	32	1	2.64	--	--	--	--	--	--
	Manitoba	IHL	14	8	4	1	745	32	1	2.58	2	0-2	105	6	0	3.40
1998-99	Leksands	Sweden	*48	--	--	--	*2940	140	0	2.86	4	--	255	15	0	3.53
1999-00	Kentucky	AHL	33	18	9	5	1973	88	3	2.68	5	3-2	311	10	1	1.93
2000-01	Manitoba	IHL	46	23	13	7	2696	--	--	2.56	--	--	--	--	--	--
	PITTSBURGH	NHL	9	7	1	1	545	24	0	2.64	18	9-9	1123	43	2	2.30
2001-02	PITTSBURGH	NHL	66	25	34	7	3877	178	6	2.75	--	--	--	--	--	--
	Sweden	Olympic	1	1	0	0	60	1	0	1.00	--	--	--	--	--	--
NHL/PGH TOTALS			75	32	35	8	4422	202	6	2.74	18	9-9	1123	43	2	2.30

*=League Leader



THE PLAYERS

JAN HRDINA 38 - Center



HT/WT: 6-0, 206
Shoots: Right
Born: February 5, 1976
Birthplace: Hradec Kralove, Czech Rep.
Acquired: Pittsburgh's fifth round choice (128th overall) in the 1995 Entry Draft.

2001-02 NOTES

Set career highs in goals and points, and tied his career high in assists (33 in 1999-00)...Led the Penguins with six game-winning goals, ranked second in points, goals, assists, even-strength goals (18), even-strength assists (23) and even-strength points (41)...Ranked third in power play goals (6), fourth in power play assists (10) and tied for second in power play points (16)...Led the team and tied for second in the league with a 20.9 shooting percentage...Won 50% of his faceoffs (336 of 667)...Tied his career-high with a seven-game point streak from Feb. 27-Mar. 9 recording 12 points (6+6)...Scored a goal in five consecutive games (Mar. 2-9)...Recorded 16 multi-point games, 13 with two points and three with three points...Tallied three assists, including the 100th of his career, Jan. 5 vs. the Rangers...Scored two game-winning goals in overtime, both vs. the Rangers, Nov. 17 and Mar. 9...Totalled 35 points (15+20) in 35 home games, ranking second on the team in each category at home...Recorded 22 points (9+13) in 39 road games, ranking fourth in points, third in goals and tied for third in assists...Picked up 18 points (6+12) in 19 games vs. Atlantic Division opponents, ranking second in points and assists and third in goals...Missed three games due to injury, two with a back strain (Jan. 24-26) and one with the flu (Apr. 3)...Was scoreless in four games with the Czech Republic in the 2002 Winter Olympics.

CAREER NOTES

2000-01: Ranked sixth on the Penguins in points (43), goals (15), assists (28), even-strength points (34) and power play points (8)...Tied for second on the team with a career high plus-19 rating...Won 53.8% of his face-offs which led the team and tied for 24th in the league...Set a career high for points and assists in a game, collecting four assists Mar. 29 vs. Chicago...Missed three games (Dec. 6-10) with a strained groin and one (Jan. 13) with a bruised hip...Ranked seventh on the team with seven points (2+5) in 18 playoff games...Won 56% of his face-offs to lead the Penguins...Had a four-game point streak from Games Two-Five of the Eastern Conference Quarterfinals vs. Washington, recording four points (1+3)...**1999-00:** Ranked fourth on the team with 46 points and fifth with 33 assists...Led the Penguins in face-off percentage at 53.7%, which ranked 25th in the league...Had a career-high seven-game point streak from Jan. 31- Feb. 14, collecting nine points (3+6)...Missed 12 games (Oct. 16- Nov. 16) with a high ankle sprain suffered Oct. 14 at the Rangers...Tied for second on the team with 12 points (4+8) in nine playoff games...Ranked second on the team with seven points (4+3) in the first round vs. Washington, despite missing two games with a strained back muscle...Recorded a point in seven of his nine games...Had four multi-point games, including the first three games vs. Washington... **1998-99:** Finished fourth among rookies with 42 points, tied for sixth in goals with 13 and third with 29 assists...Was tied for sixth on the team in points and ranked fifth in assists...Was the only Penguin to appear in all 82 games...Named NHL Rookie of the Month for January, recording nine points (4+5) and a plus-5 rating in 13 games...Had a five-game point streak from Dec. 26 - Jan. 7, collecting five points (1+4)...The streak was tied for the second longest of the season among rookies (Brendan Morrison - NJ, six games)...Led the Penguins in face-off percentage, winning 57% of his draws, which ranked ninth in the league and first among rookies...Scored his first playoff goal in his first playoff game, Apr. 22 at New Jersey...Four of his five playoff points came in the Eastern Conference Quarterfinals vs. New Jersey...Ranked fifth among rookie playoff scorers...**1997-98:** Ranked sixth on Syracuse (AHL) in scoring with 44 points and tied for fifth with 20 goals...Scored four game-winning goals, tied for second on the Crunch...**1996-97:** Played in his first professional season, appearing in 68 games with Cleveland (IHL)...Ranked third on the Lumberjacks in points (54), fifth in goals (23) and tied for fourth in assists (31)...**1995-96:** Split the season between Seattle and Spokane in the Western Hockey League, totaling 73 points (29+44)...Ranked fourth on Spokane in playoff scoring with 19 points...Led the team with 49 penalty minutes in 18 playoff games...**1994-95:** Tied for 12th in the Western Hockey League in scoring with 100 points (41+59) in 69 games for Seattle...Ranked third on the team in scoring.

THE PLAYERS



2001-02 REAL TIME STATISTICS

TOI/GM	Shifts/GM	Hits	FO% (W/T)
19:50	25.63	41	50.37 (336/667)

SCORING VS. NHL

Team	GP	G	A	PTS	PIM
Anaheim	6	0	2	2	0
Atlanta	11	4	5	9	10
Boston	15	4	2	6	21
Buffalo	15	3	9	12	2
Calgary	6	1	1	2	2
Carolina	15	9	4	13	18
Chicago	5	1	5	6	0
Colorado	7	0	2	2	4
Columbus	4	0	4	4	2
Dallas	6	1	2	3	4
Detroit	4	4	2	6	4
Edmonton	6	0	2	2	6
Florida	16	3	9	12	10
Los Angeles	5	2	1	3	0
Minnesota	3	1	1	2	0
Montreal	15	1	6	7	10
Nashville	6	3	0	3	4
New Jersey	20	4	5	9	6
NY Islanders	18	5	8	13	12
NY Rangers	20	5	10	15	6
Ottawa	15	1	5	6	10
Philadelphia	20	2	9	11	6
Phoenix	7	0	4	4	10
St. Louis	7	0	1	1	12
San Jose	5	0	3	3	0
Tampa Bay	16	1	2	3	2
Toronto	14	5	7	12	4
Vancouver	6	1	3	4	2
Washington	16	4	9	13	14

MILESTONES

ACHIEVED

300th game (3/24/02 vs. Washington)
 200th game (1/31/01 vs. Philadelphia)
 100th point (12/13/00 vs. Toronto)
 100th assist (1/5/02 vs. NY Rangers)

WITHIN REACH (Current Total):

100th goal (65) 200th point (188)

FIRSTS

NHL Game: 10/10/98 at NY Islanders
 NHL Assist/Point: 10/17/98 vs NY Rangers
 NHL Goal: 11/5/98 at Ottawa (Damian Rhodes)

GAME HIGHS

Most Goals: 2 - 1/2/00 vs Detroit;
 12/15/99 at Carolina
 Most Assists: 4 - 3/29/01 vs. Chicago
 Most Points: 4 - 3/29/01 vs. Chicago (0+4)
 Most PIM: 17 - 3/18/00 at Boston

CAREER STATISTICS

YEAR	TEAM	LEAGUE	Regular Season													Playoffs				
			GP	G	A	PTS	PIM	+/-	PP	SH	GW	S	GP	G	A	PTS	PIM			
1993-94	HC Stadion Jr	Czech	10	1	6	7	0	--	--	--	--	--	--	--	--	--	--	--	--	
	HC Stadion	Czech	23	1	5	6	--	--	--	--	--	--	--	4	0	1	1	--	--	
1994-95	Seattle	WHL	69	41	59	100	79	--	--	--	--	--	4	0	1	1	8	--	--	
1995-96	Seattle	WHL	30	19	28	47	37	--	--	--	--	--	--	--	--	--	--	--	--	
	Spokane	WHL	18	10	16	26	25	--	--	--	--	--	18	5	14	19	49	--	--	
1996-97	Cleveland	IHL	68	23	31	54	82	--	--	--	--	--	13	1	2	3	8	--	--	
1997-98	Syracuse	AHL	72	20	24	44	82	--	--	--	--	--	5	1	3	4	10	--	--	
1998-99	PITTSBURGH	NHL	82	13	29	42	40	-2	3	0	2	94	13	4	1	5	12	--	--	
1999-00	PITTSBURGH	NHL	70	13	33	46	43	13	3	0	1	84	9	4	8	12	2	--	--	
2000-01	PITTSBURGH	NHL	78	15	28	43	48	19	3	0	1	89	18	2	5	7	8	--	--	
2001-02	Czech Rep. Olympic	NHL	4	0	0	0	0	-1	0	0	0	0	--	--	--	--	--	--	--	
	PITTSBURGH	NHL	79	24	33	57	50	-7	6	0	6	115	--	--	--	--	--	--	--	
NHL/PGH TOTALS			309	65	123	188	181	23	15	0	10	382	40	10	14	24	22	--	--	



THE PLAYERS

HANS JONSSON - 8 Defenseman



HT/WT: 6-1, 205
Shoots: Left
Born: August 2, 1973
Birthplace: Jarved, Sweden
Acquired: Pittsburgh's 11th round choice (286th overall) in the 1993 Entry Draft

2001-02 NOTES

Played in 53 games, recording seven points and 22 penalty minutes...Both of his goals were power play goals - Dec. 8 vs. Atlanta and Apr. 3 at Florida...Ranked fourth on the team with 75 blocked shots and 11th with 70 hits...Matched his career-high with two assists Nov. 14 vs. the Islanders and was a season-high plus-3...Tallied assists in back-to-back games Mar. 23 vs. Philadelphia and Mar. 24 vs. Phoenix...Missed the first 14 games of the season (Oct. 3-Nov. 3) with a broken foot suffered in a pre-season game Sept. 27 vs. New Jersey in Albany... Missed eight games (Jan. 26-Feb. 12) with a broken finger...Missed the last game of the season, Apr. 13 at Boston with a shoulder injury...Recorded six points (1+5) in 28 home games, one goal in 25 road games and three assists in 15 games vs. Atlantic Division opponents.

CAREER NOTES

2000-01: Ranked first among Penguins defensemen with 22 points, first with 18 assists and tied for first with four goals...Set career-highs in all categories...Ranked second on the team with 96 blocked shots...Tied for eighth on the team with a plus-11 rating...Ranked ninth with 72 hits...Posted a three-game point streak from Mar. 16-20, collecting three points (1+2)...Missed the first two games of the season in Japan (Oct. 7-8) with a bruised foot...Missed four games (Oct. 14-21) with a concussion...Missed five games (Jan. 30-Feb. 11) with a hip strain...Suffered a strained shoulder Feb. 21 vs. Florida and missed the next seven games (Feb. 23-Mar. 8)...Missed the last five games of the season (Mar. 31-Apr. 8) with an elbow injury...Appeared in 16 of 18 playoff games, going scoreless with eight penalty minutes...**1999-00:** Finished his rookie campaign ranked fifth among Penguins defensemen in points (14) and assists (11)...Ranked 10th on the team with 79 hits...Appeared in his first NHL game Oct. 14 at the Rangers...Notched his first point with a goal Dec. 30 vs the Islanders (Roberto Luongo)...Picked up two assists on two occasions, Jan. 2 vs Detroit and Jan. 27 vs Atlanta...Scored the game-winning goal in overtime at Washington Mar. 30...Played in all 11 playoff games, recording one assist and was plus-2...Notched the assist in his first career playoff game, Game One at Washington Apr. 13...**1998-99:** Played in 41 games with MoDo (Sweden), collecting seven points (3+4)...Ranked fourth on the team with 40 penalty minutes...Added six points (2+4) in 13 playoff games, ranking second on the team among defensemen in scoring...Led the team with 22 playoff penalty minutes...**1997-98:** Ranked second among MoDo defensemen with 14 points (8+6) in 40 games...**1996-97:** Ranked third in defensemen scoring for MoDo...**1995-96:** Set career highs in goals (9), assists (6) and points (15) in 30 games with MoDo...Led the team's defensemen in scoring.

THE PLAYERS



2001-02 REAL TIME STATISTICS

TOI/GM	Shifts/GM	Hits	FO% (W/T)
18:11	23.32	70	- (0/0)

SCORING VS. NHL

Team	GP	G	A	PTS	PIM
Anaheim	4	1	1	2	0
Atlanta	7	1	3	4	4
Boston	10	1	1	2	0
Buffalo	10	1	1	2	4
Calgary	4	0	1	1	4
Carolina	9	0	0	0	4
Chicago	4	1	1	2	0
Colorado	3	0	0	0	0
Columbus	3	0	0	0	2
Dallas	2	0	0	0	2
Detroit	3	0	2	2	0
Edmonton	4	0	0	0	0
Florida	11	1	1	2	2
Los Angeles	4	0	1	1	2
Minnesota	2	0	1	1	0
Montreal	10	0	1	1	4
Nashville	2	0	0	0	0
New Jersey	12	0	2	2	8
NY Islanders	10	1	4	5	0
NY Rangers	11	1	2	3	0
Ottawa	6	0	2	2	0
Philadelphia	10	0	2	2	2
Phoenix	4	0	1	1	4
Sf. Louis	3	0	1	1	0
San Jose	3	0	0	0	0
Tampa Bay	8	0	1	1	4
Toronto	9	0	2	2	6
Vancouver	3	0	1	1	0
Washington	8	1	2	3	4

MILESTONES

ACHIEVED

100th game (12/30/00 vs. Ottawa)

WITHIN REACH (Current Total):

200th game (179)

FIRSTS

NHL Game: 10/14/98 at NY Rangers

NHL Goal/Point: 12/30/99 vs NY Islanders
(Roberto Luongo)

GAME HIGHS

Most Goals: 1 - nine times - last
- 4/3/02 at Florida

Most Assists: 2 - five times - last -
11/14/01 vs. NYI

Most Points: 2 - seven times - last
11/14/01 vs. NYI (2a)

Most PIM: 6 - 12/27/00 vs. Tor.

CAREER STATISTICS

YEAR	TEAM	LEAGUE	Regular Season											Playoffs					
			GP	G	A	PTS	PIM	+/-	PP	SH	GW	S	GP	G	A	PTS	PIM		
1991-92	Modo	Sweden	6	0	1	1	4	--	--	--	--	--	--	--	--	--	--	--	--
1992-93	Modo	Sweden	40	2	2	4	24	--	--	--	--	--	3	0	1	1	2	--	--
1993-94	Modo	Sweden	23	4	1	5	18	--	--	--	--	--	10	0	1	1	12	--	--
1994-95	Modo	Sweden	39	4	6	10	30	--	--	--	--	--	--	--	--	--	--	--	--
1995-96	Modo	Sweden	36	10	6	16	30	--	--	--	--	--	8	2	1	3	24	--	--
1996-97	Modo	Sweden	27	7	5	12	18	--	--	--	--	--	--	--	--	--	--	--	--
1997-98	Modo	Sweden	40	8	6	14	40	--	--	--	--	--	8	1	1	2	12	--	--
1998-99	Modo	Sweden	41	3	4	7	40	--	--	--	--	--	13	2	4	6	22	--	--
1999-00	PITTSBURGH	NHL	68	3	11	14	12	-5	0	1	1	49	11	0	1	1	6	--	--
2000-01	PITTSBURGH	NHL	58	4	18	22	22	11	2	0	0	44	16	0	0	0	8	--	--
2001-02	PITTSBURGH	NHL	53	2	5	7	22	-12	2	0	0	37	--	--	--	--	--	--	--
NHL/PGH TOTALS			179	9	34	43	56	-6	4	1	1	130	27	0	1	1	14	--	--



THE PLAYERS

ALEXEI KOVALEV 27 - Right Wing



HT/WT: 6-1, 220
Shoots: Left
Born: February 24, 1973
Birthplace: Togliatti, Russia
Acquired: From NY Rangers with Harry York and future considerations for Petr Nedved, Chris Tamer and Sean Pronger, Nov. 25, 1998.

2001-02 NOTES

Led the Penguins with 76 points, despite playing in only 67 games...Ranked 11th in the league in points...Among the top 100 league scorers, was one of only nine players to average more than a point per game...Ranked fourth with 1.13 points per game behind Bertuzzi, VAN 1.18 ppg (85 pts, 72 GP); Iginia, CGY 1.17 ppg (96 pts, 82 GP); Jagr, WSH 1.14 ppg (79 pts, 69 GP)...Tied for 19th in the league in goals, tied for 18th in assists, ranked 15th in even-strength goals (23), tied for 13th in even-strength assists (30), tied for ninth in even-strength points (53) and ranked 14th in shots (266)...Led the Penguins in goals, assists, shots, even-strength goals, even-strength assists, even-strength points, power play goals (8), power play assists (14), and power play points (22)...Tied for first in the league with three hat tricks (Naslund-VAN)...Posted hat tricks in back-to-back games Nov. 13 at New Jersey and Nov. 14 vs. the Islanders, his first two games after missing the previous 13 games (Oct. 16-Nov. 10) due to knee surgery...Recorded a point in 44 of his 67 games (66.0%), and never went more than two consecutive games without recording a point...Had a six-game point streak from Mar. 16-27, collecting 12 points (3+9), and two five-game streaks (Mar. 4-11, 4+5=9; Dec. 4-12, 4+4=8)...Recorded 24 multi-point games (16 with two points and eight with three points)...Had seven multi-goal games (three with three and four with two)...Totaled 46 points (22+24) in 36 home games, leading the team in home goals, assists and points...Collected 30 points (10+20) in 31 road games, ranking first in road assists and points and tied for first in road goals...Notched 29 points (16+13) in 18 games against Atlantic Division opponents, ranking first on the team in all categories...Missed 15 games due to injury (13-knee surgery, 2-hip)...Won a bronze medal with Russia at the 2002 Winter Olympics...Tied for the team lead with four points (3+1) and led the team in goals and plus/minus(+6).

CAREER NOTES

2000-01: Set career highs with 44 goals, 51 assists and 95 points...Tied for fourth in the league in points, ranked fifth in goals, tied for 13th in assists, ranked fifth in shots (307) and tied for fourth in game-winning goals (9)...Tied for second on the Penguins in points, ranked second in goals, third in assists, second in game-winning goals, third in power play goals, third in power play points and fifth in hits (104)...Set career-highs with five points Feb. 7 vs. Philadelphia (3+2) and Feb. 23 vs. the Rangers (3+2)...Also notched hat tricks Nov. 8 vs. Philadelphia and Feb. 10 vs. New Jersey...His four hat tricks tied for the league lead with Florida's Pavel Bure and were the most in one season by a Penguin since Mario Lemieux had six in 1995-96...Had an eight-game point streak from Jan. 12-27 totaling 12 points (7+5)...Had a point in 51 of his 79 games (64.6%) and was held scoreless in three straight games only once (Feb. 11-16)...Recorded 32 multi-point games (24 with two points, six with three points and two with five points)...Had seven multi-goal games (four with three goals and three with two)...Tied for second on the team in playoff goals (5), tied for fifth in assists (5)

THE PLAYERS



and tied for fourth in points (10)...Ranked second in shots (44)...Played in all 18 playoff games...Had four multi-point games...**1999-00:** Ranked second on the team in goals (26) and points (66), and ranked third in assists (40)...Led the team in short-handed goals (2) and short-handed points (5)...Recorded a point on five of the Penguins seven short-handed goals...Tied for second on the team with 26 power play points and ranked third with nine power play goals...Ranked second in game-winning goals (4) and shots on goal (254)...His 94 penalty minutes ranked fourth on the team and his 90 hits ranked seventh...Was the only Penguins player to appear in all 82 games...Had 18 multi-point games (14 two-point games, three three-point games, one four-point game) to rank second on the team...Tied for fourth on the team with six points (1+5) in 11 playoff games...Had three assists in Game One at Washington on Apr. 13. **1998-99:** Recorded 46 points (20+26) in 63 games with the Penguins after being acquired from the NY Rangers Nov. 25...Made his Penguins debut Nov. 27, picking up two assists against his former team...His 53 total points ranked fourth on the Penguins...Ranked third in goals, fourth in power play goals (6), second in game-winning goals (5) and fifth in hits (95)...Had eight multi-point games, seven with the Penguins (six with two points, two with three points)...Posted a 10-game point streak from Jan. 28 to Feb. 15, collecting 12 points (6+6)...Scored the first overtime goal of his career Feb. 9 vs Montreal...Tied for second with Jaromir Jagr in playoff scoring with 12 points (5+7) in 10 games...Tied for second on the team in goals and assists...Recorded 10 points (4+6) in six games vs New Jersey in the Eastern Conference Quarterfinals to rank second on the team...**1997-98:** Ranked third on the Rangers with 53 points...Tied for first on the team with 23 goals and ranked fourth with 30 assists...Tallied 22 points (8+14) on the power play to rank fourth on the team...Tied for second with three game-winning goals...Had 13 multi-point games (one four-point game, one three-point game, 11 two-point games)...Had a seven-game point streak Mar. 21-Apr. 4, recording 10 points (7+3)...Missed eight games following arthroscopic knee surgery Jan. 26...Recorded eight points (5+3) in six games for Russia at the 1998 World Championships...**1996-97:** Missed the last 37 games of the season after suffering a torn anterior cruciate ligament Jan. 8 vs Tampa Bay...Notched his second career hat trick Oct. 16 vs Pittsburgh...Recorded his 200th career point Dec. 6 vs Toronto...**1995-96:** Ranked third on the Rangers with 24 goals...Ranked fifth with 58 points...Led the Rangers with seven game-winning goals...Tied for fifth on the team with seven points in the playoffs...Played for Team Russia in the World Cup of Hockey...**1994-95:** Ranked seventh on the Rangers with 28 points while appearing in all 48 games...Led the team with 11 even strength goals...Ranked third on the Rangers in playoff scoring with 11 points in 10 games...Registered a point in seven of 10 playoff games...**1993-94:** Recorded 56 points in 76 games to rank sixth on the Rangers in scoring...His 23 goals tied for third on the team...Had an 11-game point streak Mar. 16-Apr. 8, recording 15 points (10+5)...Ranked second on the team with 27 even strength assists and 43 even strength points...Placed third on the team in playoff scoring with 21 points in 23 games...Tied for second on the team with seven points (2+5) in the Stanley Cup Finals vs Vancouver...Notched a point in each of the last five games of the Finals...Set a club record with his fifth power play goal of the playoffs in Game Six of the Finals...Recorded a point in each of the first seven playoff games, collecting 11 points (4+7)...**1992-93:** Played in 65 games with the Rangers...Scored a goal in his first NHL game Oct. 12 vs Hartford...Notched his first career hat trick Dec. 27 vs Boston...Had a four point game (1+3) Dec. 13 vs Montreal...**1991-92:** Spent the season with Moscow Dynamo after playing in two pre-season games with the Rangers...Won the national title with Moscow Dynamo for the second consecutive year...Was a member of the Commonwealth of Independent States team that won the Gold Medal at the 1992 Olympic Games, recording three points (1+2) in eight games...**1990-91:** Played for Moscow Dynamo, winning a national title...Also played for the Russian team that won the World Junior Championship, recording 10 points (5+5) in seven games...Led the team in scoring and ranked fifth in the tournament...Named to the World Junior Tournament All-Star team...Was the first Soviet player ever taken in the first round of the NHL Entry Draft...Alexei and his wife, Eugina, have a son, Nikita.



THE PLAYERS

2001-02 REAL TIME STATISTICS

TOI/GM	Shifts/GM	Hits	FO% (W/T)
24:02	25.58	76	45.25 (81/179)

SCORING VS. NHL

Team	GP	G	A	PTS	PIM
Anaheim	14	3	5	8	10
Atlanta	11	3	13	16	18
Boston	34	16	13	29	20
Buffalo	36	11	11	22	22
Calgary	15	3	11	14	20
Carolina	34	14	15	29	34
Chicago	13	2	5	7	11
Colorado	23	5	10	15	35
Columbus	4	3	3	6	4
Dallas	13	2	5	7	13
Detroit	13	6	1	7	8
Edmonton	14	4	9	13	2
Florida	39	11	19	30	55
Los Angeles	15	7	8	15	4
Minnesota	3	0	0	0	2
Montreal	40	5	22	27	47
Nashville	7	2	3	5	10
New Jersey	43	16	21	37	36
NY Islanders	49	17	24	41	68
NY Rangers	18	11	17	28	18
Ottawa	30	10	16	26	47
Philadelphia	45	19	15	34	54
Phoenix	13	7	4	11	14
Pittsburgh	22	10	7	17	22
St. Louis	16	5	4	9	12
San Jose	15	11	6	17	10
Tampa Bay	38	13	12	25	62
Toronto	19	11	12	23	14
Vancouver	15	1	7	8	20
Washington	42	13	19	32	74

MILESTONES

ACHIEVED

600th game (2/7/01 vs. Philadelphia);
 500th game (12/29/99 at Washington);
 400th game (11/18/98 at Anaheim);
 200th goal (2/19/01 vs. Colorado);
 100th goal (12/5/97 vs Washington);
 300th assist (2/27/02 vs. Los Angeles);
 200th assist (12/23/99 vs Tampa Bay);
 500th point (12/11/01 at Washington);
 400th point (11/1/01 at San Jose);
 300th point (2/2/99 vs Buffalo)

WITHIN REACH (Current Total):

700th game (693) 300th goal (241)
 600th point (558)

FIRSTS

NHL Game: 10/12/92 vs Hartford
 NHL Goal/Point: 10/12/92 vs Hartford
 (Sean Burke)

GAME HIGHS

Most Goals: 3 – nine times – last
 1/5/02 vs. NY Rangers
 Most Assists: 3 – 10 times – last –
 3/18/02 at Atlanta
 Most Points: 5 – 2/23/01 vs.
 NY Rangers (3+2);
 2/7/01 vs.
 Philadelphia (3+2)
 Most PIM: 21 – 1/6/92 @ Ottawa

CAREER STATISTICS

YEAR	TEAM	LEAGUE	Regular Season											Playoffs							
			GP	G	A	PTS	PIM	+/-	PP	SH	GW	S	GP	G	A	PTS	PIM				
1989-90	Dynamo	USSR	1	0	0	0	0														
1990-91	Dynamo	USSR	18	1	2	3	4														
1991-92	Dynamo	CIS	33	16	9	25	20														
	CIS	Olympics	8	1	2	3	14														
1992-93	NY Rangers	NHL	65	20	18	38	79	-10	3	0	3	134									
	Binghamton	AHL	13	13	11	24	35						9	3	5	8	14				
1993-94	NY Rangers	NHL	76	23	33	56	154	18	7	0	3	184	23	9	12	21	18				
1994-95	Tagliatti	CIS	12	8	8	16	49														
	NY Rangers	NHL	48	13	15	28	30	-6	1	1	1	103	10	4	7	11	10				
1995-96	NY Rangers	NHL	81	24	34	58	98	5	8	1	7	206	11	3	4	7	14				
1996-97	NY Rangers	NHL	45	13	22	35	42	11	1	0	0	110									
1997-98	NY Rangers	NHL	73	23	30	53	44	-22	8	0	3	173									
1998-99	NY Rangers	NHL	14	3	4	7	12	-6	1	0	1	35									
	PITTSBURGH	NHL	63	20	26	46	37	8	5	1	4	156	10	5	7	12	14				
1999-00	PITTSBURGH	NHL	82	26	40	66	94	-3	9	2	4	254	11	1	5	6	10				
2000-01	PITTSBURGH	NHL	79	44	51	95	96	12	12	2	9	307	18	5	5	10	16				
2001-02	Russia	Olympics	6	3	1	4	4	6	0	0	0	7									
	PITTSBURGH	NHL	67	32	44	76	80	2	8	1	3	266									
NHL TOTALS			693	241	317	558	766	9	63	8	38	1928	83	27	40	67	82				
PITTSBURGH TOTALS			291	122	161	283	307	19	34	6	20	983	39	11	17	28	40				



THE ONE STOP DESTINATION WHERE...

YOU CAN DO IT ALL!

Your entertainment destination awaits you at Mountaineer Race Track & Gaming Resort nestled in the Northern Appalachian hills on West Virginia's North Shore of the Ohio River. 3,000 hot slots, live thoroughbred racing, the best live entertainment from East to West, dining, spa and fitness center, state-of-the-art convention center, plus, an all new upscale five-story hotel that combines 1920s style and grace with 21st century comfort. During your visit to Mountaineer, enjoy "The Good Life," the literal translation of our new steakhouse - La Bonne Vie offering traditional and international fare. For more information on Mountaineer or to receive an information packet, call **1-800-80-40-HOT!**

NOW THAT'S
ENTERTAINMENT!




THE
MOUNTAINEER
RACE TRACK & GAMING RESORT

We'll Leave the Slots on for Ya!
Group Rates Available! mtrgaming.com




West Virginia
Wild and Wonderful





MILAN KRAFT - 14 Center



HT/WT: 6-3, 211
Shoots: Right
Born: January 17, 1980
Birthplace: Plzen, Czech Rep.
Acquired: Pittsburgh's first round choice (23rd overall) in the 1998 Entry Draft.

2001-02 NOTES

Set career highs in games played, goals, assists and points...Ranked 12th on the team in points and eighth in shots (103)...Recorded two points, equaling his career-high, four times - Nov. 27 vs. New Jersey (1+1); Dec. 6 at Boston (1+1); Jan. 24 at the Islanders (0+2) and Mar. 9 vs. the Rangers (1+1)...Scored the game-tying goal Oct. 28 vs. Florida...Scored the game-winning goal Dec. 6 at Boston and Mar. 18 at Atlanta...Played in his 100th career game Mar. 24 vs. Washington...Recorded eight points (5+3) in 33 home games, eight points (3+5) in 35 road games and seven points (2+5) in 15 games vs. Atlantic Division opponents...Played in eight games with Wilkes-Barre/Scranton (AHL) after being assigned on Dec. 28...Collected eight points (4+4) 10 penalty minutes and a plus-8 rating...Was recalled on Jan. 14 and finished the season in Pittsburgh.

CAREER NOTES

2000-01: Recorded 14 points (7+7) in 42 games with Pittsburgh...Scored his first goal in his third game, Oct. 14 vs. the Rangers (Kirk McLean)...Notched his first assist Nov. 3 at Vancouver...Had a five game point streak from Nov. 3-11 (3+3=6)...Had a goal in three straight games Nov. 8-11...Scored a short-handed goal Dec. 20 at Florida...Was assigned to Wilkes-Barre/Scranton Jan. 14...Played in 40 games with the Baby Pens, recording 44 points (21+23)...Tied for fifth on the team with six power play goals...Had a point in 29 of his 40 games with Wilkes-Barre/Scranton (72.5%)...Notched 11 multi-point games, seven with two points and four with three points...Had a seven game point streak from Mar. 25-Apr. 6, collecting nine points (5+4)...Was recalled from Wilkes-Barre/Scranton on May 4 and made his NHL playoff debut in Game Five of the Eastern Conference Semifinals at Buffalo May 5...Was scoreless in eight playoff games with Pittsburgh...Played in 14 playoff games with Wilkes-Barre/Scranton and ranked third on the team with 19 points (12+7)...His 12 goals paced the club...Ranked fifth in league playoff scoring and first among rookies...Totaled seven multi-point games, five with two points and two with three points...Had a six game point streak from Apr. 11-21 recording 10 points (7+3)...**1999-00:** Led Prince Albert of the Western Hockey League with 34 goals...Ranked second on the team with 69 points, despite playing in only 56 games...Led the Raiders with four game-winning goals and was second with 12 power play goals...Named Outstanding Forward of the 2000 World Junior Championships after collecting 12 points (5+7) in seven games, leading the Czech Republic to the tournament championship...**1998-99:** Led Prince Albert with 86 points which tied for 14th in the WHL...Led the Raiders with 40 goals and ranked second with 46 assists...Tied for the team lead with 20 points (7+13) in 14 playoff games...His 13 playoff assists led the team...**1997-98:** Played 16 games with Plzen in the Czech League, recording five assists...Recorded 43 points (22+21) in 24 games with Plzen in the Czech Junior League...Was captain of the 1998 Czech Republic Under-18 team...**1996-97:** Played in nine games with Plzen, recording one assist...In 29 games with the Plzen Junior team, collected 36 points (24+12).

THE PLAYERS



2001-02 REAL TIME STATISTICS

TOI/GM	Shifts/GM	Hits	FO% (W/T)
12:28	17.08	21	44.64 (342/766)

SCORING VS. NHL

Team	GP	G	A	PTS	PIM
Anaheim	2	1	0	1	2
Atlanta	5	2	1	3	2
Boston	6	2	1	3	0
Buffalo	6	0	0	0	4
Calgary	2	0	1	1	0
Carolina	6	0	0	0	0
Chicago	--	--	--	--	--
Colorado	2	0	0	0	0
Columbus	3	0	0	0	0
Dallas	2	0	0	0	0
Detroit	2	0	0	0	2
Edmonton	2	1	0	1	0
Florida	6	2	1	3	2
Los Angeles	2	0	1	1	0
Minnesota	1	0	0	0	0
Montreal	6	0	0	0	2
Nashville	1	0	0	0	2
New Jersey	7	2	2	4	2
NY Islanders	6	0	4	4	0
NY Rangers	5	2	1	3	0
Ottawa	5	1	0	1	0
Philadelphia	5	1	1	2	0
Phoenix	2	0	0	0	0
St. Louis	2	0	1	1	4
San Jose	3	0	0	0	0
Tampa Bay	5	0	0	0	2
Toronto	7	0	0	0	0
Vancouver	3	1	1	2	0
Washington	6	0	0	0	0

MILESTONES

ACHIEVED

100th game (3/24/02 vs. Washington)

FIRSTS

NHL Game: 10/8/00 at Nashville
(in Japan)
NHL Goal/Point: 10/14/00 vs. NY Rangers
(Kirk McLean)

GAME HIGHS

Most Goals: 1 - 15 times - last -
3/18/02 at Atlanta
Most Assists: 2 - 1/24/02 at NY Islanders
Most Points: 2 - five times - last -
3/9/02 vs. NYR (1+1)
Most PIM: 2 - 12 times - last -
4/4/02 at Tampa Bay

CAREER STATISTICS

YEAR	TEAM	LEAGUE	Regular Season											Playoffs				
			GP	G	A	PTS	PIM	+/-	PP	SH	GW	S	GP	G	A	PTS	PIM	
1996-97	Ptzen	Czech Jr	29	24	12	36	--	--	--	--	--	--	--	--	--	--	--	--
	Ptzen	Czech	9	0	1	1	2	--	--	--	--	--	--	--	--	--	--	--
1997-98	Ptzen	Czech Jr	23	22	21	43	12	--	--	--	--	--	--	--	--	--	--	--
	Ptzen	Czech	16	0	5	5	0	--	--	--	--	--	--	--	--	--	--	--
1998-99	Prince Albert	WHL	68	40	46	86	32	--	--	--	--	--	--	--	--	--	--	--
1999-00	Prince Albert	WHL	56	34	35	69	42	--	--	--	--	--	6	4	1	5	4	
2000-01	PITTSBURGH	NHL	42	7	7	14	8	-6	1	1	1	63	8	0	0	0	2	
	Wilkes-Barre	AHL	40	21	23	44	27	E	6	1	1	147	14	12	7	19	6	
2001-02	Wilkes-Barre	AHL	8	4	4	8	10	8	0	0	1	29	--	--	--	--	--	
	PITTSBURGH	NHL	68	8	8	16	16	-9	1	0	2	103	--	--	--	--	--	
	NHL/PGH TOTALS		110	15	15	30	24	-15	2	1	3	166	8	0	0	0	2	



THE PLAYERS

DAN LaCOUTURE - 33 Left Wing



HT/WT: 6-2, 208
Shoots: Left
Born: April 18, 1977
Birthplace: Hyannis, Massachusetts
Acquired: From Edmonton for Sven Butenschon on March 14, 2001.

2001-02 NOTES

Set career-highs with six goals, 11 assists and 17 points...Was the only Penguin to appear in all 82 games...Ranked 11th on the team in points, 10th in assists, sixth in penalty minutes (71), 10th in blocked shots (36) tied for seventh in hits (76) and tied for first in short-handed goals (1)...Had three multi-point games - Dec. 29 vs. Ottawa (1+1); Jan. 5 vs. the Rangers (0+2) and Mar. 5 vs. Florida (0+2)...Was a season-high plus-3 Dec. 8 vs. Atlanta...Recorded 13 points (5+8) in 4) home games, four points (1+3) in 41 road games and two assists in 20) games vs. Atlantic Division opponents...Played for Team USA at the World Championships, tying for second on the team with four points (2+2) in seven games.

CAREER NOTES

2000-01: Scoreless with 14 penalty minutes in 11 games with the Penguins...Made his Penguins debut Mar. 14 vs. the Islanders...Played in 37 games with Edmonton, recording six points (2+4) and 29 penalty minutes...Recorded first NHL point with an assist Oct. 10 vs. Montreal...Scored first NHL goal Oct. 17 vs. Boston...Scoreless with two penalty minutes in five playoff games...Made his Penguins playoff debut in Game Three of the Eastern Conference Semifinals Apr. 30 vs. Buffalo...**1999-00:** Spent the majority of the season with Hamilton of the American Hockey League...Played in final five games of the season with Edmonton, going scoreless with 10 penalty minutes...Ranked sixth in scoring with Hamilton, collecting 40 points (23+17) in 70 games...His 23 goals ranked second on the team...Of his 23 goals, eight came on the power play, two short-handed and two were game-winners...Played in one playoff game with Edmonton, Apr. 12 at Dallas...Picked up three points (2+1) in six playoff games with Hamilton...**1998-99:** Played in three games with Edmonton...Made NHL debut Feb. 24 vs. Anaheim...Ranked seventh on Hamilton with 31 points in 72 games...Led the team and tied for fourth in the league with four short-handed goals...Also scored four game-winning goals...**1997-98:** Spent the season in Hamilton, his first pro season...Tied for seventh on the team with 15 goals...Scored one goal in five playoff games...**1996-97:** Played at Boston University...Ranked seventh on the team in scoring...His 13 goals ranked fourth on the team...BU won the Hockey East and lost to North Dakota in the NCAA Finals...**1995-96:** Played junior hockey at Springfield, collecting 84 points in 42 games...Dan spends his off-season in Massachusetts.

THE PLAYERS



2001-02 REAL TIME STATISTICS

TOI/GM	Shifts/GM	Hits	FO% (W/T)
13:16	18.51	76	38.09 (8/21)

SCORING VS. NHL

Team	GP	G	A	PTS	PIM
Anaheim	6	1	0	1	7
Atlanta	5	1	1	2	9
Boston	5	1	0	1	6
Buffalo	7	0	1	1	2
Calgary	3	0	1	1	10
Carolina	7	0	0	0	19
Chicago	3	0	0	0	0
Colorado	4	0	0	0	0
Columbus	3	0	0	0	7
Dallas	2	0	0	0	0
Detroit	5	0	0	0	4
Edmonton	1	0	0	0	0
Florida	5	0	3	3	0
Los Angeles	2	0	0	0	0
Minnesota	3	0	1	1	0
Montreal	6	0	1	1	0
Nashville	4	1	0	1	2
New Jersey	6	0	0	0	0
NY Islanders	7	0	0	0	7
NY Rangers	6	0	2	2	2
Ottawa	6	1	1	2	10
Philadelphia	7	0	0	0	0
Phoenix	4	1	0	1	5
Pittsburgh	1	0	0	0	0
St. Louis	4	0	0	0	5
San Jose	6	0	1	1	17
Tampa Bay	5	0	2	2	0
Toronto	5	1	0	1	5
Vancouver	5	0	1	1	2
Washington	5	1	0	1	5

MILESTONES

ACHIEVED

100th game (11/12/02 vs. St. Louis)

WITHIN REACH (Current Total):

200th game (138)

FIRSTS

NHL Game: 2/24/99 vs. Anaheim
 NHL Assist/Point: 10/10/00 at Montreal
 NHL Goal: 10/17/00 vs. Boston
 (Andrew Raycroft)

GAME HIGHS

Most Goals: 1 – eight times – last
 – 4/12/02 vs. Toronto
 Most Assists: 2 – 3/5/02 vs. Florida;
 1/5/02 vs. NY Rangers
 Most Points: 2 – 3/5/02 vs. Fla (2a);
 1/5/02 vs. NYR (2a);
 12/29/01 vs. OH (1+1)
 Most PIM: 17 – 12/16/01 vs. Carolina

CAREER STATISTICS

YEAR	TEAM	LEAGUE	Regular Season													Playoffs				
			GP	G	A	PTS	PIM	+/-	PP	SH	GW	S	GP	G	A	PTS	PIM			
1992-93	Natick Acad.		20	38	34	72	46	--	--	--	--	--	--	--	--	--	--	--	--	
1993-94	Natick Acad.		21	52	49	101	58	--	--	--	--	--	--	--	--	--	--	--	--	
1994-95	Springfield	IJHL	52	44	56	100	98	--	--	--	--	--	--	--	--	--	--	--	--	
1995-96	Springfield	NAJHL	41	36	41	77	87	--	--	--	--	--	13	12	13	25	23	--	--	
1996-97	Boston U.	HE	31	13	12	25	18	--	--	--	--	--	--	--	--	--	--	--	--	
1997-98	Hamilton	AHL	77	15	10	25	31	--	--	--	--	--	5	1	0	1	0	--	--	
1998-99	Edmonton	NHL	3	0	0	0	0	1	0	0	0	0	--	--	--	--	--	--	--	
	Hamilton	AHL	72	17	14	31	73	--	--	--	--	--	9	2	1	3	2	--	--	
1999-00	Edmonton	NHL	5	0	0	0	10	E	0	0	0	2	1	0	0	0	0	--	--	
	Hamilton	AHL	70	23	117	40	85	--	--	--	--	--	6	2	1	3	0	--	--	
2000-01	Edmonton	NHL	37	2	4	6	29	-2	0	0	1	22	--	--	--	--	--	--	--	
	PITTSBURGH	NHL	11	0	0	0	14	E	0	0	0	1	5	0	0	0	2	--	--	
2001-02	PITTSBURGH	NHL	82	6	11	17	71	-19	0	1	0	77	--	--	--	--	--	--	--	
	NHL TOTALS		138	8	15	23	124	-20	0	1	1	102	6	0	0	0	2	--	--	
	PGH TOTALS		93	6	11	17	85	-19	0	1	0	78	5	0	0	0	2	--	--	



THE PLAYERS

JANNE LAUKKANEN - 5 Defenseman



HT/WT: 6-1, 196
Shoots: Left
Born: March 19, 1970
Birthplace: Lahti, Finland
Acquired: From Ottawa with Ron Tugnutt for Tom Barrasso on March 14, 2000.

2001-02 NOTES

Ranked second among Penguins defensemen in goals, points, power play goals (3) and power play points (7), while playing in 47 games...His six goals were a career-high...Missed the first 21 games of the season recovering from off-season knee surgery...Returned to the lineup Nov. 23 at Nashville...Picked up his first point of the season with an assist Dec. 1 at Phoenix...Scored his first goal of the season, the game-winning goal, Jan. 19 at Edmonton...Tied his career-high with three points (1+2) Jan. 23 vs. Tampa Bay...Recorded the first two-goal game of his career Feb. 27 vs. Los Angeles...Was a season-high plus-3 Jan. 17 at Calgary...Registered a season-high six shots vs. Phoenix Mar. 20...Played in 24 consecutive games from Jan. 15 to Mar. 16...Collected seven points (3+4) in 23 home games...Recorded six points (3+3) in 24 road games and three points (1+2) in 13 games vs. Atlantic Division opponents.

CAREER NOTES

2000-01: Ranked second among Penguins defensemen with 20 points (3+17) in 50 games...His 17 assists also ranked second among defensemen...Ranked fifth with 64 blocked shots and sixth with 96 hits...Set a career-high for points and assists in a game, notching three Feb. 7 vs. Philadelphia...Was plus or even in 35 of his 50 games (70%)...Missed three games from Oct. 14-19 with a bruised knee...Missed 18 games (Nov. 16-Dec. 23) with a sprained knee...Missed one game (Feb. 16) with the flu...Missed one game (Feb. 25) with a strained groin and nine games (Mar. 12-23; Mar. 31-Apr. 4) with a knee sprain...Totaled four points (2+2) while playing in all 18 playoff games...Led the team with a plus-6 rating and was plus or even in all 18 games...**1999-00:** Totaled 20 points (2+18) in 71 games with the Penguins and Ottawa...Collected eight points (1+7) in 11 games with the Penguins...Recorded at least one point in six of his 11 games with the Penguins...Was a combined plus-17 (plus-14 with Ottawa, plus-3 with Pittsburgh)...Was a plus or even player in 54 of his 71 games (76.1%)...Missed 10 games due to injury: shoulder-3 (Nov. 30-Dec. 4), ankle-1 (Dec. 30), flu-4 (Jan. 20, Jan. 26-29), ribs-2 (Mar. 26, Apr. 7)...Led Penguins defensemen and tied for fifth on the team with six playoff points (2+4), playing in all 11 games...His six points were a playoff high...Notched three points (2+1) in Game One at Washington on Apr. 13...**1998-99:** Set a career high with a plus-18 rating in 50 games with Ottawa...Played in his 200th career game Feb. 20 vs. Philadelphia...Missed 32 games due to injury (concussion, back and groin)...**1997-98:** Matched his career-high with 21 points...Ranked third on the team with 64 penalty minutes...Collected four points (2+2) in the Eastern Conference Semifinals vs. Washington, including the game-winning goal in Game 6 on May 2...Was scoreless in six games for Finland, which won a bronze medal, in the 1998 Olympics in Nagano, Japan...**1996-97:** Played in a career-high 76 games recording 21 points (3+18)...His 18 assists are a career-high...Recorded his first playoff point with an assist vs. Buffalo on Apr. 21...**1995-96:** Split the season with Colorado and Ottawa...Scored his first NHL goal with Colorado against Ottawa Dec. 9...Played in 37 games with Cornwall (AHL) and ranked third on the team among defensemen in scoring with 28 points (7+21) in 35 games...**1994-95:** Played his first season in North America, splitting the season between Cornwall and Quebec...Played in 11 games with the Nordiques, recording three assists...Scored one goal in six playoff games...Played in 55 games with Cornwall and ranked second among team defensemen with 34 points (8+26)...**1993-94:** Played with HPK Hameenlinna in the Finnish Elite League and led the team in points among defensemen with 29...Won a bronze medal with Finland at the 1994 Olympics, collecting two assists in eight games...**1992-93:** Led all HPK defensemen in scoring and tied for sixth on the team with 29 points in 47 games...**1991-92:** Recorded 19 points in 43 games with HPK, ranking second among defensemen in points and assists.

THE PLAYERS



2001-02 REAL TIME STATISTICS

TOI/GM	Shifts/GM	Hits	FO% (W/T)
17:50	22.55	69	-- (0/0)

SCORING VS. NHL

Team	GP	G	A	PTS	PIM
Anaheim	9	0	2	2	6
Atlanta	9	0	1	1	6
Boston	26	0	6	6	28
Buffalo	24	1	5	6	23
Calgary	9	1	1	2	10
Carolina	24	2	3	5	30
Chicago	6	0	1	1	2
Colorado	9	0	2	2	10
Columbus	4	0	2	2	2
Dallas	9	0	1	1	2
Detroit	7	0	1	1	10
Edmonton	7	1	0	1	10
Florida	16	1	3	4	14
Los Angeles	8	3	0	3	8
Minnesota	3	0	1	1	4
Montreal	25	0	9	9	26
Nashville	4	0	1	1	2
New Jersey	22	0	4	4	20
NY Islanders	17	3	1	4	6
NY Rangers	21	1	5	6	22
Ottawa	6	2	2	4	0
Philadelphia	24	0	10	10	20
Phoenix	10	0	4	4	12
Pittsburgh	18	2	4	6	12
St. Louis	6	0	1	1	0
San Jose	9	0	2	2	8
Tampa Bay	18	3	8	11	12
Toronto	12	0	3	3	4
Vancouver	8	0	4	4	10
Washington	18	0	6	6	8

MILESTONES

ACHIEVED

300th game (11/3/00 at Vancouver)
200th game (2/20/99 vs Philadelphia)
100th point (3/10/01 vs. Calgary)

WITHIN REACH (Current Total):

400th game (388) 100th assist (93)

FIRSTS

NHL Game: 1/24/95 vs Washington
NHL Assist/Point: 1/27/95 at Buffalo
NHL Goal: 12/9/95 at Ottawa
(Don Beaupre)

GAME HIGHS

Most Goals: 2 - 2/27/02 vs. LA
Most Assists: 3 - 2/7/01 vs. Phila.
Most Points: 3 - 1/23/02 vs. TB [1+2];
2/7/01 vs. Phila. [0+3]
Most PIM: 12 - 2/23/99 at Boston


CAREER STATISTICS

YEAR	TEAM	LEAGUE	Regular Season													Playoffs				
			GP	G	A	PTS	PIM	+/-	PP	SH	GW	S	GP	G	A	PTS	PIM			
1990-91	Reipas Lahti	Finland	44	8	13	22	56	--	--	--	--	--	--	--	--	--	--	--	--	--
1991-92	Hameelinna	Finland	43	5	14	19	62	--	--	--	--	--	--	--	--	--	--	--	--	--
	Finland	Olympics	8	0	1	1	6	--	--	--	--	--	--	--	--	--	--	--	--	--
1992-93	Hameelinna	Finland	47	8	21	29	76	--	--	--	--	--	--	12	1	4	5	10	--	--
1993-94	Hameelinna	Finland	48	5	24	29	46	--	--	--	--	--	--	--	--	--	--	--	--	--
	Finland	Olympics	8	0	2	2	12	--	--	--	--	--	--	--	--	--	--	--	--	--
	Budejovice	Czech	--	--	--	--	--	--	--	--	--	--	3	0	1	1	0	--	--	--
1994-95	Cornwall	AHL	55	8	26	34	41	--	--	--	--	--	--	--	--	--	--	--	--	--
	Quebec	NHL	11	0	3	3	4	3	0	0	0	12	6	1	0	1	2	--	--	--
1995-96	Colorado	NHL	3	1	0	1	0	-1	1	0	0	4	--	--	--	--	--	--	--	--
	Cornwall	AHL	35	7	20	27	60	--	--	--	--	--	--	--	--	--	--	--	--	--
	Ottawa	NHL	20	0	2	2	14	E	0	0	0	31	--	--	--	--	--	--	--	--
1996-97	Ottawa	NHL	76	3	18	21	76	-14	2	0	0	109	7	0	1	1	6	--	--	--
1997-98	Ottawa	NHL	60	4	17	21	64	-15	2	0	2	69	11	2	2	4	8	--	--	--
	Finland	Olympics	6	0	0	0	4	--	--	--	--	--	--	--	--	--	--	--	--	--
1998-99	Ottawa	NHL	50	1	11	12	40	18	0	0	0	46	4	0	0	0	4	--	--	--
1999-00	Ottawa	NHL	60	1	11	12	55	14	0	0	0	62	--	--	--	--	--	--	--	--
	PITTSBURGH	NHL	11	1	7	8	12	3	1	0	0	19	11	2	4	6	10	--	--	--
2000-01	PITTSBURGH	NHL	50	3	17	20	34	9	0	0	0	58	18	2	2	4	14	--	--	--
2001-02	PITTSBURGH	NHL	47	6	7	13	28	-18	3	0	1	66	--	--	--	--	--	--	--	--
	NHL TOTALS		388	20	93	113	327	-1	9	0	3	476	57	7	9	16	44	--	--	--
	PGH TOTALS		108	10	31	41	74	-6	4	0	1	143	29	4	6	10	24	--	--	--



THE PLAYERS

MARIO LEMIEUX 66 - Center



HT/WT: 6-4, 230
Shoots: Right
Born: October 5, 1965
Birthplace: Montreal, Quebec
Acquired: Drafted by Pittsburgh in the first round (first overall) of the 1984 Entry Draft.

2001-02 NOTES

Recorded 31 points (6+25), appearing in only 24 games...Ranked sixth on the Penguins in points, fifth in assists, second in power play assists (12) and tied for fifth in power play points (14)...Recorded a point in 15 of his 24 games (62.5%)...Eight of those 15 games were multi-point games, including four games with two points, one with three, two with four and one with five...Became the seventh player in NHL history to record 1,600 points with two assists Feb. 27 vs. Los Angeles...Moved into seventh place on the NHL all-time scoring list, passing Phil Esposito, Jan. 23...Had a three-game point streak from Oct. 20-24, recording four points (1+3)...Notched three assists Oct. 16 vs. Ottawa...Recorded four points (1+3) Jan. 17 at Calgary...Collected four assists Jan. 21 vs. Philadelphia, the 26th four assist game of his career...Recorded five points (2+3), his 36th career five-point game, Jan. 23 vs. Tampa Bay...Recorded 19 points (3+16) in 11 home games, tied for fourth on the team in assists...Totaled 12 points (3+9) in 13 road games and seven assists in four games vs. Atlantic Division opponents...Missed 54 total games due to injury - Oct. 6-10 (2)-hip; Oct. 28-Nov. 7 (6)-arthroscopic hip surgery; Nov. 17 - Jan. 10 (24)-hip; and Feb. 28 - Apr. 13 (23)-hip tendonitis and inflammation of the hip capsule...Captained Canada to a gold medal in the 2002 Winter Olympics, recording six points (2+4) in five games...Tied for first on Team Canada in assists and tied for second in points...Tied for fifth in overall Olympic scoring and assists.

CAREER NOTES

2000-01: Announced he would return to the Penguins as a player on Dec. 11...Practiced with the team for the first time Dec. 19...Played in his first game Dec. 27 vs. Toronto, collecting three points (1+2), recording an assist just 33 seconds into the game...Ranked fifth on the Penguins with 76 points, despite playing in only 43 games...Was runner-up to Joe Sakic in voting for the Hart Trophy as league MVP, was a finalist for the Lester B. Pearson Award as NHLPA MVP, and was named to the NHL Second All-Star team, his ninth such selection (five First Team, four Second Team)... Tied for 19th in the league in goals, tied for 29th in points, tied for ninth in power play goals and ranked third in shooting percentage (20.5%)...Had the second most points in the league from the time of his comeback to the end of the season (Jagr, 84 points)...Ranked third on the Penguins in goals (35), fifth in even strength goals (18), first in power play goals (16), fifth in assists (41), tied for fourth in even strength assists (25), fourth in power play assists (16), fifth in even strength points (43), fourth in power play points (32), sixth in plus/minus (plus-15), first in shooting percentage, fifth in shots (171) and tied for second in face-off percentage (52%)...Had a point in 37 of his 43 games (86%), going scoreless in back-to-back games once (Feb. 17 at Columbus and Feb. 19 vs. Colorado)...Had a nine-game point streak from Jan. 17 to Feb. 10, recording 16 points (8+8)...Had an eight-game streak from Dec. 27 to Jan. 13, collecting 19 points (9+10) and a seven-game streak from Mar. 7-17, recording 14 points (7+7)...Scored a goal in five consecutive games from Mar. 10-17, scoring six goals...Became the 14th player in NHL history to record 900 assists Feb. 25 vs. the Islanders...Notched his 1,500th career point with an assist Dec. 30 vs. Ottawa...Scored his 10th career overtime goal to set a club record Feb. 21 vs. Florida...Notched his 40th career hat trick Jan. 24 vs. Montreal to rank second all-time...Named NHL Player of the Month for January, his 13th such selection, collecting 25 points (14+11) in 14 games...Had 24 multi-point games (13 with two points, seven with three and four with four)...Had seven multi-goal games (six with two and one with three) and 16 multi-assist games (14 with two and two with three)...Led the Penguins and tied for seventh in the league with 17 playoff points (6+11)...Was the only player among the top 10 scorers who did not appear in the Finals...Tied for eighth in the league in goals, tied for sixth in assists, tied for fourth in power play assist (5), and tied for first with three game-winning goals...Scored a goal in four straight games from Apr. 18-26 (4 goals)...Had a point in five consecutive games from Apr. 18-28 (4+4=8)...Had six multi-point games, all with two

THE PLAYERS



points...Scored the game-tying goal with 1:18 left in Game Six of the Eastern Conference Semifinals vs. Buffalo...**1997-98, 1998-99 and 1999-00:** Retired...**1996-97:** Won the Art Ross Trophy for the sixth time, leading the league with 122 points (50+72)...Named to the NHL First All-Star team for the fifth time in his career...Was his 10th career 100-point season, second most in NHL history (Gretzky - 15)...Tied for third in the league in goals and tied for first in assists...Tied an NHL record scoring four goals in the third period Jan. 26 at Montreal...Had a 15-game point streak from Dec. 17-Jan. 21, recording 38 points (15+23)...Had 35 multi-point games, including 12 multi-goal games...Named NHL Player of the Month for January, recording 26 points (7+19) in 11 games...**1995-96:** Won the Hart Trophy as league MVP...Led the league with 161 points (69+92), his third highest season total and the 12th highest in league history...Named to the NHL First All-Star team...Led the league in goals with 69...Led the league with 31 power play goals, which tied for the third-highest single-season total in league history...Tallied a point in 63 of his 70 games, including 43 multi-point games and six hat tricks...Tied his club record for goals in a game with five vs. St. Louis, Mar. 26...Scored his 500th goal Oct. 28 at the Islanders...Was the second-fastest player to reach 500 goals (605 games), with only Gretzky reaching the milestone in fewer games (575)...Ranked second in playoff scoring with 27 points (11+16)...Tied for second in goals and assists...Had a point in 15 of 18 playoff games, including eight multi-point games...Recorded four assists Apr. 22 at Washington in Game Three, tying a team playoff record for assists in a game...**1994-95:** Took a medical leave of absence for the season...**1993-94:** Missed the first 10 games of the season after having surgery July 28 to repair a herniated muscle in his back...Recorded 37 points (17+20) in 22 games...**1992-93:** Won the Hart Trophy...Recorded 160 points (69+91), the fourth-highest total of his career, despite playing in only 60 games...Won the Lester B. Pearson Award as NHLPA MVP, the Masterton Trophy, and was named to the NHL First All-Star team...Ranked third in the league in goals and had the highest goals per game average in the league (1.15)...Ranked fourth in the league in assists...Had a points per game average of 2.67, third highest in NHL history...The Penguins announced on Jan. 12 that he was diagnosed with a Nodular Lymphocytic form of Hodgkin's Disease...Radiation treatments began on Feb. 1 and ended Mar. 2...Returned to the lineup Mar. 2 at Philadelphia, recording two points (1+1)...Picked up a point in 18 of his next 20 games after returning to the lineup, totaling 56 points (30+26)...Scored a club record 18 goals in March...Recorded back-to-back four-goal games Mar. 18 vs. Washington and Mar. 20 vs. Philadelphia...Tied the club-record with five goals Apr. 9 at the Rangers...Led the team with 18 points (8+10) in 11 playoff games...**1991-92:** Won his third scoring title, recording 131 points...Ranked second in the league with 87 assists and tied for seventh in goals with 44, despite playing in only 64 games...Recorded his 1,000th career point Mar. 24 at Detroit in his 513th career game, second fastest in league history (Gretzky in 424)...Won Conn Smythe Trophy for second consecutive year as MVP of the playoffs, leading the league in points (34), goals (16), power play goals (8) and game-winning goals (5), despite missing six games in the Penguins run to a second straight Stanley Cup...Recorded six points (3+3) Apr. 23 vs. Washington, including an NHL playoff-tying four points in a period...Became the first player to record four points in a playoff period on two occasions (Apr. 25, 1989 vs. Philadelphia)...**1990-91:** Missed the first 50 games of the season recovering from back surgery July 11...Returned to the lineup Jan. 26 at Quebec and recorded three assists...Had a point in 22 of his 26 games...Led the league in playoff scoring with 44 points...Ranked first in assists with 28 and tied for second in goals with 16...Won the Conn Smythe Trophy as playoff MVP, leading the Penguins to their first Stanley Cup...**1989-90:** Finished fourth in league scoring with 123 points (45+78), despite missing 21 games due to back problems...Posted a 46-game point streak, second-longest in league history, from Oct. 31 to Feb. 11, recording 103 points (39+64)...The streak came to an end Feb. 14 at the Rangers when his back forced him to leave the game after one period...**1988-89:** Won his second straight Art Ross Trophy, recording a career-high 199 points...Led the league with 85 goals and tied for the league lead with 114 assists...His 85 goals were the third highest single season total in NHL history and he became only the second player (Gretzky) to record 70-or-more goals in two different seasons...Became just the third player (Bobby Orr and Gretzky) to record more than 100 assists in a season in league history...Scored 13 short-handed goals to set an NHL record...Led the NHL with 31 power play goals...Was involved in 57.3% of the teams goals, the highest percentage in league history...Set a club record with five goals Dec. 31 vs. New Jersey, becoming the first player in NHL history to record an even strength, power play, short-handed, penalty shot and empty net goal in a game...Named to the NHL First All-Star team and was Dodge NHL Performer of the Year...Led the team with 19 points (12+7) in the playoffs, ranking fourth in the league in goals...Tied an NHL record for points in a playoff game with eight (5+3) Apr. 25 vs. Philadelphia...**1987-88:** Won his first Hart Trophy and the Art Ross Trophy, leading the league with 70 goals and 168 points...Won his second Lester B. Pearson Award and was named Dodge NHL Performer of the Year...**1986-87:** Led the Penguins in goals (54), assists (53) and points (107) despite playing in only 63 games...Tied for third in the league in points and goals...**1985-86:** Ranked second in the league in scoring with 141 points (48+93)...Had a 28-game scoring streak from Jan. 11 to Mar. 15, recording 59 points (21+38)...Finished second in the Hart Trophy voting and named to the NHL Second All-Star Team...Won Lester B. Pearson Award...**1984-85:** Became just the third rookie in NHL history to record 100 or more points in a season...Won the Calder Trophy as Rookie of the Year and was named to the All-Rookie Team...Scored a goal in his first game on his first shift and first shot Oct. 11 at Boston vs. Pete Peeters...Still holds the club rookie record for goals (43), assists (57) and points (100).



THE PLAYERS

2001-02 REAL TIME STATISTICS

TOI/GM
22:15

Shifts/GM
25.66

Hits
5

FO% (W/T)
44.63 (158/354)

SCORING VS. NHL

Team	GP	G	A	PTS	PIM
Anaheim	6	4	6	10	12
Atlanta	5	3	7	10	6
Boston	36	29	35	64	20
Buffalo	35	28	35	63	42
Calgary	24	20	40	60	10
Carolina	34	30	39	69	18
Chicago	25	25	35	60	16
Colorado	31	29	36	65	20
Columbus	1	0	0	0	0
Dallas	26	16	24	40	26
Detroit	24	21	34	55	14
Edmonton	25	13	28	41	14
Florida	10	12	7	19	6
Los Angeles	25	17	39	56	24
Minnesota	2	2	0	2	0
Montreal	36	25	32	57	20
Nashville	--	--	--	--	--
New Jersey	65	44	83	127	87
NY Islanders	64	46	76	122	55
NY Rangers	64	57	68	125	66
Ottawa	20	12	19	31	16
Philadelphia	64	50	64	114	54
Phoenix	24	19	34	53	22
St. Louis	25	25	32	57	16
San Jose	12	14	30	44	8
Tampa Bay	14	10	24	34	32
Toronto	30	28	37	65	20
Vancouver	27	26	34	60	49
Washington	58	49	49	98	96

MILESTONES

ACHIEVED

800th game (1/12/02 vs. St. Louis)
 700th game (12/17/96 vs. Boston)
 600th goal (2/4/97 vs. Vancouver)
 500th goal (10/26/95 at NY Islanders)
 900th assist (2/25/01 vs. NY Islanders)
 800th assist (3/26/96 vs. St. Louis)
 1,600th point (2/27/02 vs. Los Angeles)
 1,500th point (12/30/00 vs. Ottawa)
 1,400th point (11/30/96 vs. Boston)
 1,000th point (3/24/92 at Detroit)

WITHIN REACH (Current Total):

700th goal (654) 1,000th assist (947)
 1,700th point (1601)

FIRSTS

NHL Game: 10/11/84 at Boston
 NHL Goal/Point: 10/11/84 at Boston
 (Pete Peeters)

GAME HIGHS

Most Goals: 5 - 12/31/88 vs. NJ;
 4/9/93 at NY Rangers;
 3/26/96 vs. St. Louis
 Most Assists: 6 - 10/15/88 vs. St. Louis;
 12/5/92 at San Jose;
 11/1/95 vs. Tampa Bay
 Most Points: 8 - 10/15/88 at St.L. (2+6);
 12/31/88 vs. NJ (5+3)
 Most PIM: 24 - 11/26/88 vs. Phila.

CAREER STATISTICS

YEAR	TEAM	LEAGUE	Regular Season													Playoffs				
			GP	G	A	PTS	PIM	+/-	PP	SH	GW	S	GP	G	A	PTS	PIM			
1981-82	Laval	GMJHL	64	30	66	96	22	--	--	--	--	--	8	5	9	14	31			
1982-83	Laval	GMJHL	66	84	100	184	76	--	--	--	--	--	12	14	18	32	18			
1983-84	Laval	GMJHL	70	*133	*149	*282	92	--	--	--	--	--	14	*29	*23	*52	29			
1984-85	PITTSBURGH	NHL	73	43	57	100	54	-35	11	0	2	209	--	--	--	--	--			
1985-86	PITTSBURGH	NHL	79	48	93	141	43	-6	17	0	4	276	--	--	--	--	--			
1986-87	PITTSBURGH	NHL	63	54	53	107	57	13	19	0	4	267	--	--	--	--	--			
1987-88	PITTSBURGH	NHL	77	*70	98	*168	92	23	22	*10	7	*382	--	--	--	--	--			
1988-89	PITTSBURGH	NHL	76	*85	*114	*199	100	41	*31	*13	8	313	11	12	7	19	16			
1989-90	PITTSBURGH	NHL	59	45	78	123	78	-18	14	3	4	226	--	--	--	--	--			
1990-91	PITTSBURGH	NHL	26	19	26	45	30	8	6	1	2	89	23	16	*28	*44	16			
1991-92	PITTSBURGH	NHL	64	44	87	*131	94	27	12	4	5	249	15	*16	18	*34	2			
1992-93	PITTSBURGH	NHL	60	69	91	*160	38	*55	16	6	10	286	11	8	10	18	10			
1993-94	PITTSBURGH	NHL	22	17	20	37	32	-2	7	0	4	92	6	4	3	7	2			
1994-95																				
1995-96	PITTSBURGH	NHL	70	*69	*92	*161	54	10	*31	*8	8	338	18	11	16	27	33			
1996-97	PITTSBURGH	NHL	76	50	*72	*122	65	27	15	2	7	319	5	3	3	6	4			
1997-98																				
1998-99																				
1999-00																				
2000-01	PITTSBURGH	NHL	43	35	41	76	18	15	16	1	5	171	18	6	11	17	4			
2001-02	Canada Olympic		5	2	4	6	0	4	0	0	0	9	--	--	--	--	--			
	PITTSBURGH	NHL	24	6	25	31	14	E	2	0	0	75	--	--	--	--	--			
	NHL/PGH TOTALS		812	654	947	1601	769	158	219	48	70	3300	107	76	96	172	87			

*League Leader, # = Tied for League Lead

THE PLAYERS



WITH AND WITHOUT LEMIEUX IN THE LINEUP

SEASON	With Lemieux			Without Lemieux			Overall Record		
	GP	RECORD	PTS	GP	RECORD	PTS	GP	RECORD	PTS
1984-85	73	23-46-4	50	7	1-5-1	3	80	24-51-5	53
1985-86	79	33-38-8	74	1	1-0-0	2	80	34-38-8	76
1986-87	63	27-29-7	61	17	3-9-5	11	80	30-38-12	72
1987-88	77	35-33-9	79	3	1-2-0	2	80	36-35-9	81
1988-89	76	39-30-7	85	4	1-3-0	2	80	40-33-7	87
1989-90	59	27-28-4	58	21	5-12-4	14	80	32-40-8	72
1990-91	26	14-9-3	31	54	27-24-3	57	80	41-33-6	88
1991-92	64	34-23-7	75	16	5-9-2	12	80	39-32-9	87
1992-93	60	45-10-5	95	24	11-11-2	24	84	56-21-7	119
1993-94	22	12-8-2	26	62	32-19-11	75	84	44-27-13	101
1994-95				MISSED SEASON					
1995-96	70	44-24-2	90	12	5-5-2	12	82	49-29-4	102
1996-97	76	36-32-8	80	6	2-4-0	4	82	38-36-8	84
2000-01	43	26-12-3-2	57	3	1-2-0-0	2	46	27-14-3-2	59
2001-02	24	10-9-2-3	25	58	18-32-6-2	44	82	28-41-8-5	69
	812	405-331-71-5	886	288	113-137-36-2	264	1100	518-468-107-7	1,150
		.546 Win %			.458 Win %			.523 Win %	

SCORING AGAINST GOALTENDERS

	NAME	TEAMS	# AGAINST	# WITH EACH TEAM
1	John Vanbiesbrouck	NYR, FLA, NYI	32	23-NYR, 7-FLA, 2-NYI
	Empty Net		32	
3	Ron Hextall	PHI, QUE	19	17-PHI, 2-QUE
4	Don Beaupre	MIN, WSH, OTT	15	4-MIN, 10-WSH, 1-OTT
5	Glenn Healy	LA, NYI, NYR	14	4-LA, 7-NYI, 3-NYR
	Kelly Hrudey	NYI, LA	14	13-NYI, 1-LA
	Bill Ranford	BOS, EDM	14	10-BOS, 4-EDM
8	Sean Burke	NJ, HFD	13	6-NJ, 7-HFD
	Pete Peeters	BOS, WSH, PHI	13	3-BOS, 7-WSH, 3-PHI
10	Clint Malarchuk	QUE, WSH, BUF	12	2-QUE, 9-WSH, 1-BUF

ASSIST LEADERS

	PLAYER	# OF ASSISTS
1	Jaromir Jagr	92
2	Paul Coffey	72
3	Kevin Stevens	70
4	Ron Francis	60
5	Bob Errey	40
6	Rob Brown	39
7	Doug Bodger	31
8	Rick Tocchet	30
9	Moe Mantha	27
10	Terry Ruskowski	25

NOTES ON GOALS

- * 351 were scored at home, 300 were scored on the road, 3 in neutral-site games.
- * 55 were unassisted.
- * 6 were scored on penalty shots (in eight attempts).
- * 219 came on the power play, 48 were short-handed.
- * 70 were game-winning goals.
- * 196 came in the first period (29.9%), 216 came in the second period (33.0%), 232 came in the third period (35.5%), 10 came in overtime (1.5%).
- * Lemieux scored on 124 different goalies and added 32 into an empty net.
- * 122 different players were credited with assists on Lemieux's goals.



THE PLAYERS

POINT STREAKS

#	START	END	POINTS
46	Oct. 31, 1989	to Feb. 11, 1990	39+64=103
28	Jan. 11, 1986	to Mar. 15, 1986	21+38=59
17	Jan. 1, 1988	to Feb. 2, 1988	19+18=37
16	Nov. 18, 1995	to Dec. 22, 1995	13+23=36
16	Mar. 9, 1993	to Apr. 9, 1993	27+24=51
15	Dec. 17, 1996	to Jan. 21, 1997	15+23=38
15	Nov. 30, 1988	to Dec. 31, 1988	20+24=44
14	Mar. 6, 1992	to Apr. 13, 1992	12+25=37
14	Oct. 9, 1986	to Nov. 8, 1986	17+15=32
12	Oct. 6, 1992	to Nov. 1, 1992	18+20=38
12	Oct. 7, 1988	to Nov. 1, 1988	18+23=41
11	Dec. 10, 1991	to Dec. 31, 1991	9+21=30
10	Jan. 7, 1989	to Jan. 28, 1989	11+22=33
9	Jan. 17, 2001	to Feb. 10, 2001	8+8=16
9	Mar. 26, 1997	to Apr. 13, 1997	6+11=17
9	Dec. 12, 1992	to Jan. 2, 1993	7+19=26
9	Mar. 24, 1985	to Apr. 7, 1985	7+7=14
8	Dec. 27, 2000	to Jan. 13, 2001	9+10=19
8	Oct. 19, 1996	to Nov. 8, 1996	4+9=13
8	Nov. 17, 1992	to Dec. 1, 1992	8+10=18
8	Feb. 2, 1989	to Feb. 17, 1989	8+9=17
8	Mar. 12, 1988	to Mar. 27, 1988	8+18=26
8	Oct. 13, 1987	to Oct. 27, 1987	11+9=20
8	Jan. 21, 1987	to Feb. 7, 1987	11+7=18
8	Dec. 7, 1984	to Dec. 26, 1984	5+11=16
7	Mar. 7, 2001	to Mar. 17, 2001	7+7=14
7	Oct. 31, 1991	to Nov. 13, 1991	8+7=15
7	Oct. 4, 1991	to Oct. 19, 1991	5+8=13
7	Feb. 24, 1991	to Mar. 9, 1991	4+8=12
7	Mar. 20, 1989	to Apr. 2, 1989	13+5=8
7	Dec. 15, 1987	to Dec. 27, 1987	6+11=17
7	Nov. 14, 1987	to Nov. 28, 1987	6+10=16
7	Feb. 20, 1985	to Mar. 3, 1985	7+7=14
6	Dec. 4, 1996	to Dec. 13, 1996	5+6=11
6	Nov. 12, 1996	to Nov. 22, 1996	1+6=7
6	Mar. 5, 1996	to Mar. 16, 1996	4+6=10
6	Feb. 8, 1991	to Feb. 21, 1991	5+10=15
6	Oct. 5, 1989	to Oct. 17, 1989	4+10=14
6	Nov. 12, 1988	to Nov. 25, 1988	5+14=19
6	Mar. 7, 1987	to Mar. 18, 1987	9+8=17
6	Dec. 10, 1985	to Dec. 19, 1985	3+7=10
6	Mar. 9, 1985	to Mar. 19, 1985	5+4=9
6	Jan. 9, 1985	to Jan. 21, 1985	6+4=10
6	Oct. 27, 1984	to Nov. 8, 1984	1+9=10
5	Feb. 21, 2001	to Mar. 2, 2001	4+5=9
5	Feb. 15, 1997	to Feb. 23, 1997	4+4=8
5	Oct. 7, 1995	to Oct. 20, 1995	3+10=13
5	Nov. 5, 1992	to Nov. 12, 1992	4+8=12
5	Nov. 27, 1991	to Dec. 5, 1991	6+9=15
5	Mar. 7, 1989	to Mar. 14, 1989	7+5=12
5	Feb. 21, 1989	to Mar. 1, 1989	3+12=15
5	Dec. 22, 1985	to Jan. 1, 1986	5+6=11
5	Nov. 6, 1985	to Nov. 16, 1985	3+8=11

GOAL STREAKS

#	START	END	GOALS
12	Oct. 6, 1992	to Nov. 1, 1992	18
11	Mar. 18, 1993	to Apr. 4, 1993	21
7	Dec. 17, 1996	to Dec. 30, 1996	12
7	Oct. 11, 1988	to Oct. 25, 1988	15
7	Jan. 1, 1988	to Jan. 20, 1988	12
7	Oct. 22, 1986	to Nov. 4, 1986	9
6	Mar. 19, 1992	to Mar. 31, 1992	8
6	Mar. 16, 1988	to Mar. 27, 1988	8
6	Feb. 8, 1986	to Feb. 21, 1986	10
5	Mar. 10, 2001	to Mar. 17, 2001	6
5	Dec. 5, 1995	to Dec. 15, 1995	6
5	Nov. 23, 1992	to Dec. 1, 1992	7
5	Dec. 2, 1989	to Dec. 12, 1989	7
5	Nov. 5, 1989	to Nov. 16, 1989	5
5	Feb. 9, 1989	to Feb. 17, 1989	7
5	Dec. 6, 1988	to Dec. 15, 1988	7
5	Oct. 9, 1986	to Oct. 17, 1986	8

ASSIST STREAKS

#	START	END	ASSISTS
14	Jan. 15, 1986	to Feb. 16, 1986	23
10	Dec. 1, 1995	to Dec. 22, 1995	17
10	Dec. 13, 1991	to Dec. 31, 1991	21
9	Mar. 23, 1993	to Apr. 7, 1993	16
9	Dec. 12, 1992	to Jan. 2, 1993	19
9	Oct. 6, 1992	to Oct. 24, 1992	18
9	Mar. 15, 1992	to Apr. 13, 1992	16
9	Oct. 15, 1988	to Nov. 1, 1988	20
7	Jan. 2, 1997	to Jan. 15, 1997	19
7	Dec. 9, 1989	to Dec. 23, 1989	11
7	Dec. 14, 1988	to Dec. 26, 1988	14
7	Dec. 15, 1987	to Dec. 27, 1987	11
6	Nov. 17, 1992	to Nov. 27, 1992	8
6	Jan. 30, 1990	to Feb. 10, 1990	13
6	Nov. 12, 1988	to Nov. 25, 1988	14
6	Jan. 15, 1988	to Jan. 25, 1988	9
6	Nov. 14, 1987	to Nov. 27, 1987	10
6	Feb. 21, 1986	to Mar. 1, 1986	11
6	Dec. 7, 1984	to Dec. 21, 1984	9
5	Oct. 27, 1984	to Nov. 8, 1984	9
5	Dec. 27, 2000	to Jan. 8, 2001	10
5	Mar. 9, 1993	to Mar. 20, 1993	8
5	Nov. 27, 1991	to Dec. 5, 1991	9
5	Dec. 27, 1989	to Jan. 6, 1990	9
5	Jan. 17, 1989	to Jan. 28, 1989	15
5	Mar. 8, 1987	to Mar. 18, 1987	8
5	Nov. 6, 1985	to Nov. 16, 1985	8

THE PLAYERS



ALL-TIME LEADERS

GOALS				ASSISTS			
	PLAYER	GP	G		PLAYER	GP	A
1	Wayne Gretzky	1,487	894	1	Wayne Gretzky	1,487	1,963
2	Gordie Howe	1,767	801	2	Ron Francis	1,569	1,187
3	Marcel Dionne	1,348	731	3	Ray Bourque	1,612	1,169
4	Phil Esposito	1,282	717	4	Mark Messier	1,602	1,146
5	Mike Gartner	1,432	708	5	Paul Coffey	1,409	1,135
6	Brett Hull	1,101	679	6	Gordie Howe	1,767	1,049
7	Steve Yzerman	1,362	658	7	Marcel Dionne	1,348	1,040
	Mark Messier	1,602	658	8	Adam Oates	1,210	1,027
9	MARIO LEMIEUX	812	654	9	Steve Yzerman	1,362	1,004
10	Luc Robitaille	1,205	620	10	MARIO LEMIEUX	812	947
11	Bobby Hull	1,063	610	11	Doug Gilmour	1,412	945
12	Dino Ciccarelli	1,232	608	12	Larry Murphy	1,615	929
13	Jari Kurri	1,251	601	13	Stan Mikita	1,394	926
14	Dave Andreychuk	1,443	593	14	Bryan Trottier	1,279	901
15	Mike Bossy	752	573	15	Dale Hawerchuk	1,188	891

ACTIVE LEADERS

GOALS				ASSISTS			
	PLAYER	GP	G		PLAYER	GP	A
1	Brett Hull	1,101	679	1	Ron Francis	1,569	1,187
2	Steve Yzerman	1,362	658	2	Mark Messier	1,602	1,146
	Mark Messier	1,602	658	3	Adam Oates	1,210	1,027
4	MARIO LEMIEUX	812	654	4	Steve Yzerman	1,362	1,004
5	Luc Robitaille	1,205	620	5	MARIO LEMIEUX	812	947
6	Dave Andreychuk	1,443	593	6	Doug Gilmour	1,412	945
7	Pat Verbeek	1,424	522	7	Al MacInnis	1,333	880
8	Ron Francis	1,569	514	8	Phil Housley	1,437	871
9	Brendan Shanahan	1,108	503	9	Joe Sakic	1,016	774
10	Joe Nieuwendyk	1,033	494	10	Pierre Turgeon	1,074	724

ALL-TIME MULTIPLE POINT GAMES

Two-Goal Games	108	Last – Jan. 23, 2002 vs. Tampa Bay
Three-Goal Games	27	Last – Jan. 24, 2001 vs. Montreal
Four-Goal Games	10	Last – Jan. 26, 1997 at Montreal
Five-Goal Games	3	Last – Mar. 26, 1996 vs. St. Louis

TOTAL = 148 Multiple Goal Games

Two-Assist Games	160	Last – Feb. 27, 2002 vs. Los Angeles
Three-Assist Games	66	Last – Jan. 23, 2002 vs. Tampa Bay
Four-Assist Games	26	Last – Jan. 21, 2002 vs. Philadelphia
Five-Assist Games	5	Last – Dec. 26, 1991 vs. Toronto
Six-Assist Games	3	Last – Nov. 1, 1995 vs. Tampa Bay

TOTAL = 260 Multiple Assist Games


Two-Point Games	206	Last – Feb. 27, 2002 vs. Los Angeles (0+2)
Three-Point Games	139	Last – Oct. 16, 2001 vs. Ottawa (0+3)
Four-Point Games	68	Last – Jan. 21, 2002 vs. Philadelphia (0+4)
Five-Point Games	36	Last – Jan. 23, 2002 vs. Tampa Bay (2+3)
Six-Point Games	7	Last – Mar. 18, 1993 vs. Washington (4+2)
Seven-Point Games	5	Last – Mar. 26, 1996 vs. St. Louis (5+2)
Eight-Point Games	2	Last – Dec. 31, 1988 vs. New Jersey (5+3)

TOTAL = 463 Multiple Point Games



THE PLAYERS

KENT MANDERVILLE - 26 Center



HT/WT: 6-3, 200
Shoots: Left
Born: April 12, 1971
Birthplace: Edmonton, Alberta
Acquired: From Philadelphia for Billy Tibbetts on March 17, 2002.

2001-02 NOTES

Played in four games with the Penguins after being acquired from Philadelphia Mar. 17...Played in his first game with the Penguins Mar. 18 at Atlanta...Recorded his first point with the Penguins, scoring a goal Mar. 23 vs. Philadelphia...In 34 games with the Flyers, collected seven points (2+5)...Scored a goal and was a season-high plus 2 Nov. 23 at Dallas...Registered an assist and a season-high five shots on goal Oct. 20 vs. Washington...Scored a goal Jan. 6 at Carolina...Notched an assist Oct. 13 at Florida, Dec. 15 at Boston, Feb. 9 at St. Louis and Mar. 7 vs. Calgary...Missed 10 games with the Flyers from Oct. 27 - Nov. 20 with an ankle injury...Missed four games with the Penguins from Mar. 24 - Apr. 1 with an ankle injury...Returned to the lineup Apr. 3 at Florida, but missed the last six games of the regular season due to the ankle injury.

CAREER NOTES

2000-01: Led the Flyers with three short-handed goals...Was one of three Flyers to play in all 82 games, a career-high...Scored the game-winning goal, short-handed, Mar. 13 vs. St. Louis...Appeared in his 500th career game Feb. 9 at the Islanders...Recorded two assists Jan. 16 at the Rangers...Tied for third in playoff scoring with three points (1+2) in six games...Tied for the club lead with a plus-2 rating...**1999-00:** Split the season between Carolina and Philadelphia...Recorded five points (1+4) in 56 games with the Hurricanes prior to trade to Philadelphia Mar. 14...Scored the game-winning goal and added an assist Oct. 2 at Boston...Played in his 400th game Nov. 30 vs. Calgary...Missed 10 games from Dec. 18-Jan. 7 with a concussion...Notched two assists Mar. 23 vs. Los Angeles for his first points with the Flyers...Recorded his first playoff point with the Flyers, an assist, at New Jersey, May 20...**1998-99:** Set a career-high with 11 assists...His 16 points matched his career-high set in 1993-94 with Toronto...Ranked third on the team with a career-high plus-9 rating...Recorded three points (1+2) Nov. 5 at the Islanders...Had a three-game point streak from Nov. 2-6, recording five points (2+3)...**1997-98:** Played in his 100th game with Carolina Feb. 7 at Boston...Scored a goal Feb. 4 vs. Tampa Bay...Missed four games from Mar. 14-20 due to injury...**1996-97:** Played in 44 games with Hartford, signing with the team as a free agent Oct. 1 after completing a training camp tryout...Named the Whalers Unsung Hero by the Hartford Courant...Tallied his first career hat trick Mar. 12 vs. Boston...Ranked third on the team with a plus-3 rating...Also played in 25 games in Springfield (AHL) recording 25 points (5+20)...**1995-96:** Played 37 games with Edmonton...Two of his three goals were short-handed goals, tied for second on the club...Recorded 28 points in 27 games with St. John's (AHL)...Tied for sixth on the team with 16 goals...**1994-95:** Registered one assist in 36 games with Toronto, Mar. 17 at Anaheim...Was plus or even in 28 of his 36 games...Missed one game, Feb. 1 at Vancouver, with a sprained ankle...**1993-94:** Set a career-high with seven goals with Toronto...Scored the game-winning goal and added an assist at Dallas, Apr. 5...Notched two assists Mar. 7 vs. St. Louis...Scored a shorthanded goal in Game One of the Western Conference Quarterfinals Apr. 18 vs. Chicago...Suffered a wrist injury in Game Six of that series and missed the next seven playoff games...**1992-93:** Split the season between Toronto and St. John's (AHL)...Scored his first NHL goal Nov. 14 at Boston, the game-winning goal...In 56 games with St. John's tied for eighth on the club with 19 goals...His 28 assists ranked 10th...**1991-92:** Spent the majority of the season with the Canadian National Team...Played for Canada at the 1992 Olympics in Albertville, France, winning a silver medal...Played 15 games with Toronto after the Olympics, collecting four assists...Played in first career game Mar. 4 at Edmonton...**1990-91:** Recorded 31 points (17+14) in 28 games with Cornell (ECAC)...**1989-90:** Named ECAC Rookie of the Year with Cornell and was named to the ECAC All-Rookie Team after collecting 26 points (11+15) in 26 games...Played for Canada in the 1990 and 1991 World Junior Championships...Kent and his wife, Kim, have a son, Ethan.

THE PLAYERS



2001-02 REAL TIME STATISTICS

TOI/GM	Shifts/GM	Hits	FO% (W/T)
9:15	14.92	37	44.25 (104/235)

SCORING VS. NHL

Team	GP	G	A	PTS	PIM
Anheim	16	1	5	6	4
Atlanta	10	0	1	1	8
Boston	28	5	3	8	14
Buffalo	23	1	1	2	15
Calgary	20	1	4	5	10
Carolina	10	1	1	2	8
Chicago	22	2	1	3	8
Colorado	13	0	2	2	20
Columbus	3	0	1	1	5
Dallas	23	3	5	8	8
Detroit	15	2	0	2	21
Edmonton	14	2	2	4	4
Florida	25	1	4	5	4
Los Angeles	19	1	3	4	10
Minnesota	3	0	0	0	0
Montreal	24	1	3	4	8
Nashville	6	0	0	0	0
New Jersey	22	0	3	3	4
NY Islanders	23	3	2	5	10
NY Rangers	28	2	5	7	21
Ottawa	28	1	3	4	14
Philadelphia	17	1	0	1	8
Phoenix	18	0	0	0	10
Pittsburgh	27	1	1	2	2
St. Louis	23	2	5	7	14
San Jose	21	1	0	1	19
Tampa Bay	26	1	1	2	10
Toronto	17	0	2	2	10
Vancouver	15	0	2	2	21
Washington	25	2	2	4	12

MILESTONES

ACHIEVED

500th game (2/9/01 at NY Islanders)
400th game (11/20/99 vs. Calgary)

WITHIN REACH (Current Total):

100th point (97)

FIRSTS

NHL Game: 3/4/92 at Edmonton
NHL Assist/Point: 3/4/92 at Edmonton
NHL Goal: 11/14/92 at Boston (Andy Moog)

GAME HIGHS

Most Goals: 3 - 3/12/97 vs. Boston
Most Assists: 2 - five times - last - 1/16/01 at NY Rangers
Most Points: 3 - 11/5/98 at NY Islanders (1+2); 3/12/97 vs. Boston (3+0)
Most PIM: 15 - 12/5/95 at Vancouver


CAREER STATISTICS

YEAR	TEAM	LEAGUE	Regular Season											Playoffs						
			GP	G	A	PTS	PIM	+/-	PP	SH	GW	S	GP	G	A	PTS	PIM			
1987-88	Notre Dame	SMHL	32	22	18	40	42	--	--	--	--	--	--	--	--	--	--	--	--	
1988-89	Notre Dame	SJHL	58	39	36	75	165	--	--	--	--	--	--	--	--	--	--	--	--	
1989-90	Cornell	ECAC	26	11	15	26	28	--	--	--	--	--	--	--	--	--	--	--	--	
1990-91	Cornell	ECAC	28	17	14	31	60	--	--	--	--	--	--	--	--	--	--	--	--	
1991-92	Canada	National	63	16	24	40	78	--	--	--	--	--	--	--	--	--	--	--	--	
	Canada	Olympic	8	1	2	3	0	--	--	--	--	--	--	--	--	--	--	--	--	
1992-93	Toronto	NHL	15	0	4	4	0	1	0	0	0	14	--	--	--	--	--	--	--	
	St. John's	AHL	--	--	--	--	--	--	--	--	--	--	12	5	9	14	14	--	--	
1992-93	Toronto	NHL	18	1	1	2	17	-9	0	0	1	15	18	1	0	1	8	--	--	
	St. John's	AHL	56	19	28	47	86	--	--	--	--	--	2	0	2	2	0	--	--	
1993-94	Toronto	NHL	67	7	9	16	63	5	0	0	1	81	12	1	0	1	4	--	--	
1994-95	Toronto	NHL	36	0	1	1	22	-2	0	0	0	43	7	0	0	0	6	--	--	
1995-96	St. John's	AHL	27	16	12	28	26	--	--	--	--	--	--	--	--	--	--	--	--	
	Edmonton	NHL	37	3	5	8	38	-5	0	2	0	63	--	--	--	--	--	--	--	
1996-97	Hartford	NHL	44	6	5	11	18	3	0	0	1	51	--	--	--	--	--	--	--	
	Springfield	AHL	23	5	20	25	18	--	--	--	--	--	--	--	--	--	--	--	--	
1997-98	Carolina	NHL	77	4	4	8	31	-6	0	0	0	80	--	--	--	--	--	--	--	
1998-99	Carolina	NHL	81	5	11	16	38	9	0	0	0	71	6	0	0	0	2	--	--	
1999-00	Carolina	NHL	56	1	4	5	12	-8	0	0	1	45	--	--	--	--	--	--	--	
	Philadelphia	NHL	13	0	3	3	4	2	0	0	0	17	18	0	1	1	22	--	--	
2000-01	Philadelphia	NHL	82	5	10	15	47	-2	0	3	2	136	6	1	2	3	2	--	--	
2001-02	Philadelphia	NHL	34	2	5	7	8	2	0	0	0	39	--	--	--	--	--	--	--	
	PITTSBURGH	NHL	4	1	0	1	4	1	0	0	0	4	--	--	--	--	--	--	--	
NHL TOTALS			564	35	62	97	302	-7	0	5	6	659	67	3	3	6	44	--	--	
PGH TOTALS			4	1	0	1	4	1	0	0	0	4	--	--	--	--	--	--	--	--



THE PLAYERS

STEVE MCKENNA - 23 Left Wing



HT/WT: 6-8, 255
Shoots: Left
Born: August 21, 1973
Birthplace: Toronto, Ontario
Acquired: Signed as a free agent, July 12, 2002

2001-02 NOTES

Played in 54 games with the Rangers, tying for third on the team with 144 penalty minutes...Played in his first game with the Rangers on Nov. 6 vs. Minnesota and scored the game-winning goal...Picked up an assist the next game, Nov. 8 at the Islanders...Played in his 200th career game Nov. 23 at Washington...Scored a power play goal Jan. 22 at the Islanders...Had a season-high three shots Jan. 23 vs. Boston...Scored one goal in 28 home games, recorded two points (1+1) in 26 road games and two points (1+1) in 16 games vs. Atlantic Division opponents...Played in three games with Hartford of the American Hockey League going scoreless with 11 penalty minutes...Was assigned to Hartford Oct. 13...Recalled on Nov. 4.

CAREER NOTES

2000-01: Appeared in 34 games with the Penguins...Ranked fourth on the team in penalty minutes...Made his Penguins debut Jan. 15 vs. Anaheim after being acquired from Minnesota...Totaled two points (1+1) in 20 games with the Wild...**1999-00:** Registered a career-high five assists with Los Angeles...Played in his 100th career game Nov. 2 at Detroit...Missed six games due to a retinal tear in his left eye...**1998-99:** Played in 20 games with Los Angeles...Missed 56 games after undergoing abdominal surgery...Returned to the lineup on Mar. 21 and played in nine of the last 13 games...**1997-98:** Ranked first among Kings' rookies, playing in a career-high 62 games...Set career-highs with four goals, eight points and 150 penalty minutes...His 150 penalty minutes ranked third on the team...Began the season in Fredericton of the AHL before being recalled Oct. 16...Registered his first point with an assist Oct. 23 vs. Detroit...Scored his first goal Nov. 13 vs. San Jose...Recorded one assist in three playoff games...**1996-97:** Began his first professional season with Phoenix of the International Hockey League...Played in nine games with Los Angeles, making his NHL debut Mar. 24 at Vancouver...In 66 games with Phoenix, ranked third on the team with 187 penalty minutes...**1995-96:** Posted college highs in goals (3), assists (11) and points (14) in 33 games with Merrimack of Hockey East...**1994-95:** Played in all 37 games with Merrimack, and ranked third on the team with 74 penalty minutes...**1993-94:** Skated in all 37 games for Merrimack, ranking second on the team with 74 penalty minutes.

THE PLAYERS



2001-02 REAL TIME STATISTICS

TOI/GM	Shifts/GM	Hits	FO% (W/T)
3:58	6.5	33	0.0 (0/2)

SCORING VS. NHL

Team	GP	G	A	PTS	PIM
Anaheim	12	1	1	2	30
Atlanta	5	0	1	1	4
Boston	6	0	1	1	7
Buffalo	7	0	0	0	22
Calgary	9	0	0	0	22
Carolina	7	0	0	0	19
Chicago	11	0	0	0	14
Colorado	12	0	0	0	38
Columbus	3	0	0	0	25
Dallas	13	1	0	1	21
Detroit	6	0	1	1	5
Edmonton	8	1	1	2	51
Florida	6	0	0	0	10
Los Angeles	4	0	0	0	9
Minnesota	4	1	0	1	5
Montreal	8	0	1	1	33
Nashville	3	0	0	0	2
New Jersey	11	0	0	0	15
NY Islanders	11	1	1	2	55
NY Rangers	4	0	0	0	2
Ottawa	3	0	0	0	4
Philadelphia	10	0	0	0	55
Phoenix	16	0	1	1	29
Pittsburgh	7	0	0	0	17
St. Louis	11	0	1	1	26
San Jose	12	1	1	2	23
Tampa Bay	9	0	0	0	7
Toronto	8	0	0	0	22
Vancouver	8	0	0	0	27
Washington	11	2	1	3	12

MILESTONES

ACHIEVED

200th game (11/23/00 at Washington)

WITHIN REACH (Current Total):

300th game (245)

FIRSTS

NHL Game: 3/24/97 at Vancouver
 NHL Assist/Point: 10/23/97 vs. Detroit
 NHL Goal: 11/13/97 vs. San Jose
 (Kelly Hrudey)

GAME HIGHS

Most Goals: 1 – eight times – last
 – 1/22/02 at NY Islanders
 Most Assists: 1 – 11 times – last –
 11/8/01 at NY Islanders
 Most Points: 1 – 19 times – last –
 1/22/02 at NYI (1+0)
 Most PIM: 27 – 1/31/01 vs. Phila.

CAREER STATISTICS

YEAR	TEAM	LEAGUE	Regular Season											Playoffs					
			GP	G	A	PTS	PIM	+/-	PP	SH	GW	S	GP	G	A	PTS	PIM		
1993-94	Merrimack	HE	37	1	2	3	74	--	--	--	--	--	--	--	--	--	--	--	--
1994-95	Merrimack	HE	37	1	9	10	74	--	--	--	--	--	--	--	--	--	--	--	--
1995-96	Merrimack	HE	33	3	11	14	67	--	--	--	--	--	--	--	--	--	--	--	--
1996-97	Los Angeles	NHL	9	0	0	0	37	1	0	0	0	6	--	--	--	--	--	--	--
	Phoenix	IHL	66	6	5	11	187	--	--	--	--	--	--	--	--	--	--	--	--
1997-98	Los Angeles	NHL	62	4	4	8	150	-9	1	0	0	42	3	0	1	1	0	--	--
	Fredricton	AHL	6	2	1	3	48	--	--	--	--	--	--	--	--	--	--	--	--
1998-99	Los Angeles	NHL	20	1	0	1	36	-3	0	0	0	12	--	--	--	--	--	--	--
1999-00	Los Angeles	NHL	46	0	5	5	125	3	0	0	0	14	--	--	--	--	--	--	--
2000-01	Minnesota	NHL	20	1	1	2	19	E	0	0	0	12	--	--	--	--	--	--	--
	PITTSBURGH	NHL	34	0	0	0	100	-4	0	0	0	7	--	--	--	--	--	--	--
2001-02	NY Rangers	NHL	54	2	1	3	144	E	1	0	1	17	--	--	--	--	--	--	--
	NHL TOTALS		245	8	11	19	611	-12	2	0	1	110	3	0	1	1	0		
	PGH TOTALS		34	0	0	0	100	-4	0	0	0	7	--	--	--	--	--	--	--



THE PLAYERS

JOSEF MELICHAR - 2 Defenseman



HT/WT: 6-2, 221
Shoots: Left
Born: January 20, 1979
Birthplace: Ceske-Budjovice, Czech Rep.
Acquired: Pittsburgh's third round choice (71st overall) in the 1997 Entry Draft.

2001-02 NOTES

Played in a career-high 60 games, and recorded a career-high three assists...Ranked fifth among NHL rookies in blocked shots with 60 and ninth in hits with 93...Ranked fifth on the Penguins in hits, tied for sixth in blocked shots and ranked seventh in penalty minutes (68)...Picked up an assist Oct. 28 vs. Florida, Nov. 6 at Carolina and Dec. 21 vs. Washington...Was a season-high plus-3 Dec. 21 vs. Washington and Apr. 1 vs. Montreal...Played in 28 home games, recording two assists...Had one assist in 32 road games...Was scoreless in 14 games vs. Atlantic Division opponents...Missed one game (Dec. 8 vs. Atlanta) with a bruised hip...Suffered a dislocated shoulder on Feb. 12 and missed 15 games (Feb. 27-Mar. 27)...Missed the last six games of the season (Apr. 4-13) after re-injuring the shoulder Apr. 3.

CAREER NOTES

2000-01: Began the season with the Penguins and played in his first NHL game Oct. 8 vs. Nashville in Japan...Recorded his first NHL point with an assist Oct. 27 at the Rangers...Also notched an assist Nov. 16 at St. Louis...Overall played in 18 games with the Penguins...Appeared in 46 games with Wilkes-Barre/Scranton, recording seven points (2+5)...Recorded five assists in 21 playoff games with Wilkes-Barre/Scranton...Ranked second on the team with a plus-five rating...**1999-00:** Played in 80 games with Wilkes-Barre/Scranton...Ranked fifth among defensemen with 12 points (3+9)...Ranked third on the team with 126 penalty minutes...**1998-99:** Played in 65 games with Tri-City (WHL) ranking third among defensemen in points with 36...Scored one goal in 11 playoff games...**1997-98:** Recorded 33 points (9+24) in 67 games with Tri-City...Ranked second on the team with 154 penalty minutes...Ranked ninth in scoring...**1996-97:** Collected five points (3+2) in 41 games with Ceske Budejovice in the Czech Junior league.

THE PLAYERS



2001-02 REAL TIME STATISTICS

TOI/GM	Shifts/GM	Hits	FO% (W/T)
16:45	23.01	93	-- (0/0)

SCORING VS. NHL

Team	GP	G	A	PTS	PIM
Anheim	1	0	0	0	0
Atlanta	3	0	0	0	4
Boston	3	0	0	0	0
Buffalo	3	0	0	0	7
Calgary	1	0	0	0	0
Carolina	4	0	1	1	8
Chicago	1	0	0	0	5
Colorado	2	0	0	0	0
Columbus	1	0	0	0	4
Dallas	1	0	0	0	0
Detroit	--	--	--	--	--
Edmonton	2	0	0	0	2
Florida	3	0	1	1	0
Los Angeles	--	--	--	--	--
Minnesota	1	0	0	0	0
Montreal	4	0	0	0	6
Nashville	2	0	0	0	0
New Jersey	5	0	0	0	13
NY Islanders	5	0	0	0	0
NY Rangers	7	0	1	1	8
Ottawa	6	0	0	0	11
Philadelphia	3	0	0	0	2
Phoenix	1	0	0	0	0
St. Louis	3	0	1	1	2
San Jose	2	0	0	0	0
Tampa Bay	4	0	0	0	7
Toronto	3	0	0	0	4
Vancouver	2	0	0	0	2
Washington	5	0	1	1	4

MILESTONES

WITHIN REACH (Current Total):

100th game (78)

FIRSTS

NHL Game: 10/8/00 at Nashville
(in Japan)

NHL Assist/Point: 10/27/01 at NYR

GAME HIGHS

Most Assists: 1 - five times - last -
12/21/01 vs. Wash.

Most Points: 1 - five times - last -
12/21/01 vs. Wash.(0+1)

Most PIM: 9 - 10/18/01 at Ott.

CAREER STATISTICS

YEAR	TEAM	LEAGUE	Regular Season											Playoffs				
			GP	G	A	PTS	PIM	+/-	PP	SH	GW	S	GP	G	A	PTS	PIM	
1996-97	Budejovice	Czech	41	2	3	5	10	--	--	--	--	--	--	--	--	--	--	--
	Czech Jr	Euro Jr	6	0	1	1	2	--	--	--	--	--	--	--	--	--	--	--
1997-98	Tri City	WHL	67	9	24	33	154	--	--	--	--	--	--	--	--	--	--	--
1998-99	Tri City	WHL	65	8	28	36	125	--	--	--	--	--	11	1	0	1	15	
1999-00	Wilkes-Barre	AHL	80	3	9	12	126	-18	1	0	0	97	--	--	--	--	--	
2000-01	PITTSBURGH	NHL	18	0	2	2	21	-5	0	0	0	9	--	--	--	--	--	
	Wilkes-Barre	AHL	46	2	5	7	69	4	0	0	0	66	21	0	5	5	6	
2001-02	PITTSBURGH	NHL	60	0	3	3	68	-1	0	0	0	46	--	--	--	--	--	
NHL/PGH TOTALS			78	0	5	5	89	-6	0	0	0	55	--	--	--	--	--	



THE PLAYERS

IAN MORAN - 24 Defenseman



HT/WT: 6-0, 200
Shoots: Left
Born: August 24, 1972
Birthplace: Cleveland, Ohio
Acquired: Pittsburgh's sixth round choice (107th overall) in the 1990 Entry Draft.

2001-02 NOTES

Tied his career-high with eight assists (1999-00) and set a career-high with 54 penalty minutes...Ranked third on the team with 105 blocked shots...Played in his 300th game Oct. 3 vs. Colorado...Scored a goal in back-to-back games Nov. 24 vs. Buffalo and Nov. 27 vs. New Jersey, the game-winning goal...Posted assists in consecutive games Mar. 13 at Anaheim and Mar. 16 at Los Angeles...Took a season-high nine shots Nov. 3 vs. Tampa Bay...Was a season-high plus-3 Nov. 13 at New Jersey...Blocked eight shots Feb. 10 at the Rangers...Totaled six points (2+4) in 32 home games, four assists in 32 road games and three points (1+2) in 15 games vs. Atlantic Division opponents...Missed 12 games (Dec. 11-Jan. 6) with a broken foot and the last six games of the season (Apr. 4-13) with a hip injury.

CAREER NOTES

2000-01: Played in 40 games, recording seven points (3+4) and 28 penalty minutes...Ranked eighth on the team with 74 hits...Scored the game-winning goal Jan. 8 at Washington...Tied his career-high with two points (1+1) Jan. 30 at Atlanta...Missed seven games from Oct. 19 to Nov. 3 with a knee injury...Suffered a broken hand Nov. 10 at New Jersey and missed 15 games (Nov. 11-Dec. 13)...Suffered a broken thumb Feb. 19 vs. Colorado and missed the next 18 games (Feb. 21 to Mar. 29)...Also missed one game with the flu (Feb. 16)...Played in all 18 playoff games...**1999-00:** Set career highs in games played (73), assists (8) and points (12), while equating his career-high in goals (4)...Ranked eighth on the team in blocked shots with 62...Won the Edward J. DeBartolo Award for community service...Appeared in all 11 playoff games, recording one assist in Game Three vs. Washington on Apr. 17...**1998-99:** Ranked third on the team with 98 blocked shots, which tied for 49th in the NHL...Set a single-game high in points and assists, collecting two assists at Dallas Feb. 26...Scored the first short-handed goal of his career Jan. 16 at Los Angeles...Missed 20 games due to injury (ankle-17, bruised groin-3)...Recorded two assists in 13 playoff games (May 2 and 4 against New Jersey in Games Six and Seven of the Eastern Conference Quarterfinals)...**1997-98:** Scored his only goal of the season Mar. 21 vs. Philadelphia, the game-winner in a 4-3 win, his first career game-winning goal...Missed the first 34 games with a knee injury suffered in the pre-season...Played in his 100th career game Jan. 20 vs. Ottawa...Missed 43 games due to injury (knee-39, concussion-4)...Was scoreless and minus-one in six playoff games vs. Montreal...**1996-97:** Totaled nine points (4+5) in 36 games...Scored goals in back-to-back games Mar. 18 vs. Buffalo and Mar. 20 vs. Toronto...Began the season in Cleveland (IHL) and was recalled Nov. 1...Collected two points (1+1) in eight games with the Penguins before being assigned to Cleveland on November 18...Was recalled from Cleveland on January 31 and remained with the Penguins for the remainder of the season...Played in 36 games with the Lumberjacks, recording 29 points (6+23)...Led the team with a plus-one rating in the post-season...Notched his first career playoff goal Apr. 23 in Game Four vs. Philadelphia (Garth Snow), and added an assist to post his first career multi-point playoff game...Collected his first-ever playoff point with an assist in Game Three on April 21...**1995-96:** Played in 51 games, scoring his only goal Oct. 28 at New Jersey vs. Martin Brodeur...Was a plus or even player in 39 of his 51 games (76.5%), and was minus-1 for the season...Missed the last 21 games of the regular season and all of the playoffs after undergoing surgery Mar. 21 to repair a dislocated shoulder...**1994-95:** Played in 64 games with Cleveland (IHL), ranking second among defensemen with 38 points (7+31)...Recalled by the Penguins for the playoffs and played in eight games...**1993-94:** Was signed by the Penguins in February of 1994 and assigned to Cleveland...Picked up 18 points (5+13) in 33 games with the Lumberjacks...Was the last player cut from the United States National Team prior to the 1994 Olympics...Played two seasons at Boston College and was named Hockey East Co-Rookie of the Year in **1991-92**, after collecting 18 points (2+16) in 30 games for the Eagles...Ian and his wife, Britta, have a daughter, Malfigan (2) and a son, Weston.

THE PLAYERS



2001-02 REAL TIME STATISTICS

TOI/GM	Shifts/GM	Hits	FO% (W/T)
19:59	26.06	46	100 (2/2)

SCORING VS. NHL

Team	GP	G	A	PTS	PIM
Anaheim	8	0	1	1	2
Atlanta	10	1	2	3	2
Boston	18	0	2	2	6
Buffalo	20	2	1	3	11
Calgary	6	0	0	0	7
Carolina	17	1	0	1	14
Chicago	8	2	0	2	6
Colorado	11	0	2	2	4
Columbus	3	0	0	0	2
Dallas	9	0	3	3	6
Detroit	7	0	0	0	8
Edmonton	6	0	2	2	11
Florida	21	1	4	5	21
Los Angeles	9	1	1	2	2
Minnesota	2	0	1	1	0
Montreal	20	0	1	1	6
Nashville	7	1	0	1	4
New Jersey	22	2	1	3	12
NY Islanders	22	0	4	4	16
NY Rangers	18	2	2	4	8
Ottawa	18	1	2	3	19
Philadelphia	23	1	1	2	18
Phoenix	10	1	3	4	11
St. Louis	8	0	1	1	10
San Jose	7	0	0	0	0
Tampa Bay	18	0	0	0	6
Toronto	15	1	3	4	11
Vancouver	6	0	0	0	4
Washington	14	2	0	2	8

MILESTONES

ACHIEVED

300th game (10/3/01 vs. Colorado)
200th game (11/12/99 at Detroit)

WITHIN REACH (Current Total):

400th game (363)

FIRSTS

NHL Game: 10/7/95 vs. Toronto
NHL Goal/Point: 10/28/95 at NJ
(Martin Brodeur)

GAME HIGHS

Most Goals: 1 - 19 times - last -
11/27/01 vs. New Jersey
Most Assists: 2 - 2/26/99 at Dallas
Most Points: 2 - 1/30/01 at
Atlanta (1+1);
2/26/99 at Dallas (0+2)
Most PIM: 15 - 12/30/98 vs. Florida


CAREER STATISTICS

YEAR	TEAM	LEAGUE	Regular Season											Playoffs						
			GP	G	A	PTS	PIM	+/-	PP	SH	GW	\$	GP	G	A	PTS	PIM			
1987-88	Belmont Hill	US Prep	25	3	13	16	15	--	--	--	--	--	--	--	--	--	--	--	--	--
1988-89	Belmont Hill	US Prep	23	7	25	32	8	--	--	--	--	--	--	--	--	--	--	--	--	--
1989-90	Belmont Hill	US Prep	23	10	36	46	--	--	--	--	--	--	--	--	--	--	--	--	--	--
1990-91	Belmont Hill	US Prep	23	7	44	51	12	--	--	--	--	--	--	--	--	--	--	--	--	--
1991-92	Boston Coll.	HE	30	2	16	18	44	--	--	--	--	--	--	--	--	--	--	--	--	--
1992-93	Boston Coll.	HE	31	8	12	20	32	--	--	--	--	--	--	--	--	--	--	--	--	--
1993-94	United States National		50	8	15	23	69	--	--	--	--	--	--	--	--	--	--	--	--	--
	Cleveland	IHL	33	5	13	18	39	--	--	--	--	--	--	--	--	--	--	--	--	--
1994-95	Cleveland	IHL	64	7	31	38	94	--	--	--	--	--	--	4	0	1	1	2	0	2
	PITTSBURGH	NHL	--	--	--	--	--	--	--	--	--	--	8	0	0	0	0	0	0	0
1995-96	PITTSBURGH	NHL	51	1	1	2	47	-1	0	0	0	44	--	--	--	--	--	--	--	--
1996-97	PITTSBURGH	NHL	36	4	5	9	22	-11	0	0	0	50	5	1	2	3	4	4	4	4
	Cleveland	IHL	36	6	23	29	26	--	--	--	--	--	--	--	--	--	--	--	--	--
1997-98	PITTSBURGH	NHL	37	1	6	7	19	E	0	0	1	33	6	0	0	0	0	2	2	2
1998-99	PITTSBURGH	NHL	62	4	5	9	37	1	0	1	0	65	13	0	2	2	8	8	8	8
1999-00	PITTSBURGH	NHL	73	4	8	12	28	-10	0	0	0	58	11	0	1	1	1	2	2	2
2000-01	PITTSBURGH	NHL	40	3	4	7	28	5	0	0	1	73	18	0	1	1	1	4	4	4
2001-02	PITTSBURGH	NHL	64	2	8	10	54	-11	0	0	1	94	--	--	--	--	--	--	--	--
NHL/PGH TOTALS			363	19	37	56	235	-27	0	1	3	417	61	1	6	7	20	20	20	20



THE PLAYERS

ALEKSEY MOROZOV - 95 Right Wing



HT/WT: 6-1, 202
Shoots: Left
Born: February 16, 1977
Birthplace: Moscow, Russia
Acquired: Pittsburgh's first round choice (24th overall) in the 1995 Entry Draft.

2001-02 NOTES

Set career highs in goals (20), assists (29) and points (49)...Ranked third on the Penguins in goals, fourth in assists, fourth in points, third in even-strength goals (13), second in power play goals (7), fourth in even-strength assists (19), tied for fifth in power play assists (9), fourth in even-strength points (32), tied for second in power play points (16), third in shots (162) and tied for fourth in game-winning goals (3)...Set a career-high with four points (2+2), Nov. 13 at New Jersey. His first assist in that game was his 100th career point...Notched his second career hat trick Jan. 17 at Calgary...Had a four-game point streak from Jan. 21-26, recording 10 points (5+5)...Recorded three points in three consecutive games - Jan. 21 vs. Philadelphia (2+1), including the game-winning goal; Jan. 23 vs. Tampa Bay (1+2); and Jan. 24 at the Islanders (1+2), including the game-winning goal in overtime...Had nine multi-point games, four with two points, four with three points and one with four points...Totalled 26 points (10+16) in 35 home games, tying for third in home goals, tying for fourth in home assists and tying for third in home points...In 37 road games, collected 23 points (10+13), tied for first in road goals, tied for third in road assists and third in road points...Recorded 17 points (7+10) in 19 games vs. Atlantic Division opponents, ranking second in goals, fourth in assists and third in points...Missed nine games with a bruised shoulder, five from Dec. 14-22 and four from Jan. 5-10.

CAREER NOTES

2000-01: Ranked 12th on the team with 19 points (5+14) in 66 games...Notched three points (1+2), including the game-winning goal, Mar. 25 at New Jersey...Had a four-game point streak from Nov. 4-11, collecting five points (1+4)...Scored two goals Apr. 8 at Carolina...Scored the Penguins only short-handed goal of the playoffs in Game Two of the Eastern Conference Finals, May 15 at New Jersey...**1999-00:** Tied for sixth on the team with 31 points in 68 games...Set a career-high with a plus-12 rating to rank sixth on the team...Notched his first career hat trick on Oct. 7 at New Jersey...Scored the first short-handed goal of his career Feb. 9 vs. Atlanta...**1998-99:** Ranked 13th on the Penguins with 19 points (9+10) in 67 games...Notched two goals Feb. 15 vs. Washington, his first career multi-goal game...Played in 10 of the Penguins 13 playoff games, missing the last three games of the Eastern Conference Semifinals vs. Toronto with a concussion...Recorded two points (1+1), notching his first playoff goal in Game Two at New Jersey Apr. 24, and an assist in Game Three vs. Toronto May 11...**1997-98:** Tied for tenth in the league among rookies with 26 points, tied for fifth with 13 goals and tied for second with three game-winning goals...Scored his first NHL goal on his first shot, in his first game, Oct. 1 vs. Los Angeles...Recorded a point in a season-high three consecutive games from October 25-November 1 (2+1)...Tallied his first career multi-point game December 6 vs. Anaheim (0+2)...Ranked second on the team with a 16.3 shooting percentage (13 goals on 80 shots)...Tallied his first career playoff point (an assist) in Game Five on May. 1 vs. Montreal...Collected four points (2+2) in six games with the Russian Olympic Team, winning a silver medal at the 1998 Winter Olympics at Nagano, Japan...Recorded three assists in four games for Russia at the World Championships...**1996-97:** Led Krylja Sovetov in scoring with 32 points (21+11) and 32 penalty minutes in 44 games...His 21 goals were second in the league and his 32 points were tied for 15th...Collected six points (3+3) in six games for Russia at the 1997 World Championships...Also played for Russia at the World Junior Championships, recording eight points (5+3) and six penalty minutes in six games...Was named Best Forward of the Tournament...**1995-96:** Ranked fourth on Krylja Sovetov with 22 points (13+9) in 47 games and tied for fifth in goals...Ranked seventh in scoring at the World Junior Championships, collecting eight points (5+3) in six games for the third-place Russian team...Ranked second on the team in scoring and was named to the World Junior Championships All-Star Team...**1994-95:** Played in 48 games with Krylja Sovetov, ranking fifth on the team with 27 points (15+12)...Tied for third on the team in goals and ranked third with 53 penalty minutes...Was named CIS Rookie of the Year...**1993-94:** Played in seven games with Krylja Sovetov, going scoreless...Also played in three playoff games.

THE PLAYERS



2001-02 REAL TIME STATISTICS

TOI/GM	Shifts/GM	Hits	FO% (W/T)
16:42	20.33	38	100 (1/1)

SCORING VS. NHL

Team	GP	G	A	PTS	PIM
Anaheim	6	1	2	3	2
Atlanta	11	2	4	6	4
Boston	19	4	9	13	4
Buffalo	19	0	3	3	4
Calgary	7	5	1	6	2
Carolina	20	4	4	8	4
Chicago	7	0	1	1	0
Colorado	9	1	2	3	2
Columbus	3	2	0	2	0
Dallas	7	0	0	0	0
Detroit	7	1	2	3	2
Edmonton	8	1	1	2	0
Florida	16	1	1	2	6
Los Angeles	6	1	1	2	0
Minnesota	1	0	0	0	0
Montreal	18	0	3	3	4
Nashville	5	0	1	1	2
New Jersey	24	12	12	24	0
NY Islanders	20	3	4	7	2
NY Rangers	19	1	6	7	2
Ottawa	17	1	5	6	2
Philadelphia	23	3	8	11	2
Phoenix	7	2	1	3	0
St. Louis	8	1	1	2	4
San Jose	6	1	0	1	0
Tampa Bay	18	5	4	9	4
Toronto	15	2	3	5	0
Vancouver	8	2	2	4	0
Washington	15	3	4	7	6

MILESTONES

ACHIEVED

300th game (11/27/01 vs. New Jersey)
 200th game (3/9/00 at Ottawa)
 100th point (11/13/01 at New Jersey)

WITHIN REACH (Current Total):

400th game (349) 100th assist (85)
 200th point (144)

FIRSTS

NHL Game: 10/1/97 vs Los Angeles
 NHL Goal/Point: 10/1/97 vs Los Angeles
 (Stephane Fiset)
 NHL Assist: 10/25/97 at Vancouver

GAME HIGHS

Most Goals: 3 - 1/17/02 at Cgy;
 10/7/99 at NJ
 Most Assists: 2 - 13 times - last -
 4/12/02 vs. Toronto
 Most Points: 4 - 11/13/01 at
 New Jersey (2g,2a)
 Most PIM: 2 - 29 times - last -
 4/3/02 at Florida


CAREER STATISTICS

YEAR	TEAM	LEAGUE	Regular Season											Playoffs				
			GP	G	A	PTS	PIM	+/-	PP	SH	GW	S	GP	G	A	PTS	PIM	
1993-94	Krylja-Sovetov	Russia	7	0	0	0	0	--	--	--	--	--	--	--	--	--	--	--
1994-95	Krylja-Sovetov	Russia	48	15	12	27	53	--	--	--	--	--	--	--	--	--	--	--
1995-96	Krylja-Sovetov	Russia	47	12	10	22	26	--	--	--	--	--	--	--	--	--	--	--
1996-97	Krylja-Sovetov	Russia	44	21	11	32	32	--	--	--	--	--	--	--	--	--	--	--
1997-98	PITTSBURGH	NHL	76	13	13	26	8	-4	2	0	3	80	6	0	1	1	2	
		Russia																
		Olympics	6	2	2	4	0	--	--	--	--	--	--	--	--	--	--	--
1998-99	PITTSBURGH	NHL	67	9	10	19	14	5	0	0	0	75	10	1	1	2	0	
1999-00	PITTSBURGH	NHL	68	12	19	31	14	12	0	1	0	101	5	0	0	0	0	
2000-01	PITTSBURGH	NHL	66	5	14	19	6	-8	0	0	1	72	18	3	3	6	6	
2001-02	PITTSBURGH	NHL	72	20	29	49	16	-7	7	0	3	162	--	--	--	--	--	
		NHL/PGH TOTALS	349	59	85	144	58	-2	9	1	7	490	39	4	5	9	8	



THE PLAYERS

VILLE NIEMINEN - 10 Left Wing



HT/WT: 6-0, 200
Shoots: Left
Born: April 6, 1977
Birthplace: Tampere, Finland
Acquired: From Colorado with Rick Berry for Darius Kasparaitis on March 19, 2002.

2001-02 NOTES

Recorded three points (1+2) in 13 games with the Penguins after being acquired from Colorado Mar. 19...Had 24 points (10+14) in 53 games with the Avalanche...Set career-highs in assists (16) and points (27)...Played in his first game with the Penguins Mar. 20 vs. Phoenix...Recorded his first point as a Penguin with an assist Mar. 24 vs. Washington...Scored his first goal with the Penguins Apr. 4 at Tampa Bay...Also had an assist Apr. 10 vs. Buffalo...Posted a career-high three points Jan. 9 vs. Chicago (1+2) and Mar. 17 at Nashville(1+2)...Had a three-game point streak from Mar. 6-11, totaling four points (1+3)...Tied for the Colorado team lead with five game-winning goals at the time of the trade...Scored the game-winning goal in overtime Jan. 17 vs. Phoenix...Posted game-winners in three of five games, Mar. 9 vs. Los Angeles, Mar. 16 at Philadelphia and Mar. 17 at Nashville...Was a season-high plus-2 on four occasions, once with the Penguins, Mar. 24 vs. Washington...Had a season-high five shots Dec. 23 vs. Minnesota...With the Penguins, registered two assists in seven home games, one goal in six road games and was scoreless in four games vs. Atlantic Division opponents...Suffered a concussion Oct. 13 at Vancouver and missed six games from Oct. 16-25.

CAREER NOTES

2000-01: Played in 50 games with Colorado, including the final 32 games of the season...Set a career-high with 14 goals...Tied for fifth among NHL rookies with three game-winning goals...Scored a goal in three straight games from Jan. 27-Feb. 1...Finished the playoffs as the rookie leader in points (10), goals (4), assists (6), power play goals (3) and power play points (4)...Scored first career playoff goal in Game Two of the Western Conference Quarterfinals vs. Vancouver Apr. 14...Recorded 21 points (10+11) in 28 games with Hershey (AHL)...Was selected to play in the AHL All-Star Game...**1999-00:** Played in one game with Colorado, his first NHL game, Jan. 29 at St. Louis...Played 74 games with Hershey (AHL) and ranked seventh on the Bears in scoring with 51 points...Tied for fourth on the team in goals (21) and ranked seventh in assists (30)...Added six points (2+4) in nine playoff games...**1998-99:** Spent the season in Hershey and ranked seventh on the team with 42 points...His 24 goals tied for third on the club...**1997-98:** Ranked eighth on Hershey in scoring with 36 points...Tied for fifth in goals with 14...Tied for second in plus/minus with a plus-6 rating...**1996-97:** Played in Finland for Tappara...Tied for fourth on the team in scoring with 23 points...Tied for fifth with 10 goals and ranked fifth in assists...Played for Finland in the World Junior Tournament, recording seven points (2+5) in six games...**1995-96:** Played in four games with Tappara in the Finish senior league, recording one assist...Totaled 43 points (20+23) in 20 games with Tappara in the junior league...Serves on the advisory board for the National Hockey League Players Associations' Goals and Dreams Fund.

THE PLAYERS



2001-02 REAL TIME STATISTICS

TOI/GM	Shifts/GM	Hits	FO% (W/T)
13:22	19.75	112	62.5 (5/8)

SCORING VS. NHL

Team	GP	G	A	PTS	PIM
Anaheim	5	0	1	1	4
Atlanta	3	2	0	2	2
Boston	4	0	0	0	2
Buffalo	4	0	2	2	2
Calgary	7	0	1	1	4
Carolina	--	--	--	--	--
Chicago	4	1	2	3	2
Colorado	--	--	--	--	--
Columbus	3	1	1	2	0
Dallas	3	0	1	1	0
Detroit	6	1	2	3	4
Edmonton	5	3	0	3	8
Florida	2	0	0	0	0
Los Angeles	6	3	1	4	4
Minnesota	8	2	5	7	12
Montreal	4	0	0	0	4
Nashville	4	3	3	6	0
New Jersey	5	0	0	0	0
NY Islanders	2	0	0	0	0
NY Rangers	4	0	0	0	2
Ottawa	2	0	0	0	4
Philadelphia	5	1	0	1	0
Phoenix	7	1	2	3	4
Pittsburgh	2	2	0	2	0
St. Louis	7	2	1	3	4
San Jose	5	1	0	1	4
Tampa Bay	1	1	0	1	2
Toronto	3	0	0	0	2
Vancouver	4	1	1	2	4
Washington	2	0	1	1	2

MILESTONES

ACHIEVED

100th game (3/9/02 vs. Los Angeles)

WITHIN REACH (Current Total):

100th point (49)

FIRSTS

NHL Game: 1/29/00 at St. Louis
 NHL Assist/Point: 11/16/00 at Phoenix
 NHL Goal: 11/18/00 at Los Angeles (Jamie Storr)

GAME HIGHS

Most Goals: 2 - two times - last - 3/6/01 at Atlanta
 Most Assists: 2 - four times - last - 3/17/02 at Nashville
 Most Points: 3 - 1/9/02 vs. Chicago (1+2); 3/17/02 at Nashville (1+2)
 Most PIM: 4 - two times - last - 2/23/01 vs. Minnesota

CAREER STATISTICS

YEAR	TEAM	LEAGUE	Regular Season											Playoffs				
			GP	G	A	PTS	PIM	+/-	PP	SH	GW	S	GP	G	A	PTS	PIM	
1994-95	Tappara	Finn Jr.	16	11	21	32	47	--	--	--	--	--	--	--	--	--	--	--
	Tappara	Finland	16	0	0	0	0	--	--	--	--	--	--	--	--	--	--	--
1995-96	Tappara	Finn Jr.	20	20	23	43	63	--	--	--	--	--	--	--	--	--	--	--
	KooVee	Finn-2	7	2	1	3	4	--	--	--	--	--	--	--	--	--	--	--
	Tappara	Finland	4	0	1	1	8	--	--	--	--	--	--	--	--	--	--	--
1996-97	Tappara	Finland	49	10	13	23	120	--	--	--	--	--	3	1	0	1	8	
1997-98	Hershey	AHL	74	14	22	36	85	--	--	--	--	--	--	--	--	--	--	--
1998-99	Hershey	AHL	67	24	19	43	127	--	--	--	--	--	3	0	1	1	0	
1999-00	Colorado	NHL	1	0	0	0	0	E	0	0	0	2	--	--	--	--	--	--
	Hershey	AHL	74	21	30	51	54	--	--	--	--	--	9	2	4	6	6	
2000-01	Colorado	NHL	50	14	8	22	38	8	2	0	3	68	23	4	6	10	20	
	Hershey	AHL	28	10	11	21	48	--	--	--	--	--	--	--	--	--	--	--
2001-02	Colorado	NHL	53	10	14	24	30	1	1	0	5	72	--	--	--	--	--	--
	PITTSBURGH	NHL	13	1	2	3	8	-2	0	0	0	11	--	--	--	--	--	--
	NHL TOTALS		117	25	24	49	76	7	3	0	8	153	23	4	6	10	20	
	PITTSBURGH TOTALS		13	1	2	3	8	-2	0	0	0	11	--	--	--	--	--	--



THE PLAYERS

TOBY PETERSEN - 17 Center



HT/WT: 5-9, 197
Shoots: Left
Born: October 27, 1978
Birthplace: Minneapolis, Minnesota
Acquired: Pittsburgh's ninth round choice (244th overall) in the 1998 Entry Draft.

2001-02 NOTES

Played in 79 games in his first full season with the Penguins, recording 18 points (8+10)...Tied for 15th among NHL rookies in points, tied for 16th in goals, tied for 19th in assists, ranked 10th in shots (116) and tied for 10th in blocked shots (35)...On the Penguins, tied for 10th in goals, ranked 11th in assists, 10th in points, tied for first in short-handed goals (1), and ranked sixth in shots...Notched his first career hat trick Oct. 16 vs. Ottawa...Picked up two assists Nov. 1 vs. Toronto...Recorded an assist in back-to-back games, Nov. 10 at Tampa Bay and Nov. 13 at New Jersey...Scored two goals Nov. 27 vs. New Jersey... Scored the first short-handed goal of his career Mar. 24 vs. Washington...Was a season-high plus-2 Nov. 1 vs. Toronto and Nov. 27 vs. New Jersey...Had a season-high seven shots Oct. 16 vs. Ottawa and Oct. 23 vs. Atlanta...Totaled 12 points (7+5) in 39 home games, ranking fifth on the team in home goals...Recorded six points (1+5) in 40 road games and six points (3+3) in 19 games vs. Atlantic Division opponents...Missed one game, Oct. 14 at Buffalo, due to dehydration.

CAREER NOTES

2000-01: Began the season in Wilkes-Barre/Scranton...Was recalled on Dec. 5 and appeared in the next 12 games with the Penguins...Made his NHL debut Dec. 5 at Ottawa...Scored his first career goal, the game-winner, Dec. 10 at Detroit...Had a four-game point streak from Dec. 10-16, collecting five points (2+3)...Had two multi-point games, Dec. 16 at Montreal (0+2) and Dec. 23 vs. Dallas (0+2)...Was assigned to Wilkes-Barre/Scranton on Dec. 28 and spent the remainder of the season there...Led Wilkes-Barre with 67 points (26+41) in 73 games...Ranked first in goals, assists, plus/minus(plus-8), second in power play goals (11) and tied for first in game-winning goals (5)...Ranked fourth in the AHL in rookie scoring...Tied for fourth in goals among rookies, ranked third in assists and third in power play goals...Ranked fifth on the team with 13 points (7+6) in 21 playoff games...Tied for second on the team in goals and power play goals (4)...Led the team and tied for first in the league with three game-winning goals...**1999-00:** Ranked second on Colorado College (WCHA) in scoring with 33 points (14+19) in 33 games...Ranked third on the team in goals and tied for third in assists...**1998-99:** Ranked ninth on Colorado College with 24 points in 21 games...Ranked fifth in goals...Colorado College lost to Michigan State in the NCAA Quarterfinals...**1997-98:** Collected 33 points (16+17) in 40 games with Colorado College...His 16 goals ranked fourth on the team and he ranked seventh in points as the Tigers lost to Boston College in the NCAA Quarterfinals...**1996-97:** Ranked second on Colorado College in scoring in his freshman season with 38 points (17+21) in 40 games...Ranked third on the team in goals and fifth in assists...Named to the WCHA All-Rookie Team...Colorado College lost to North Dakota in the NCAA Semifinals...Was WCHA All-Academic for three years (1998-2000).

THE PLAYERS



2001-02 REAL TIME STATISTICS

TOI/GM	Shifts/GM	Hits	FO% (W/T)
12:15	17.3	34	45.56 (154/338)

SCORING VS. NHL

Team	GP	G	A	PTS	PIM
Anaheim	2	0	0	0	0
Atlanta	4	0	2	2	0
Boston	5	0	0	0	2
Buffalo	4	0	0	0	2
Calgary	1	0	0	0	0
Carolina	4	0	1	1	0
Chicago	1	0	0	0	0
Colorado	1	0	0	0	0
Columbus	2	0	0	0	0
Dallas	2	0	2	2	0
Detroit	2	1	0	1	2
Edmonton	1	0	0	0	0
Florida	6	0	1	1	2
Los Angeles	2	0	0	0	0
Minnesota	1	0	0	0	0
Montreal	5	0	2	2	0
Nashville	1	0	0	0	0
New Jersey	5	2	2	4	0
NY Islanders	5	0	0	0	0
NY Rangers	5	0	0	0	0
Ottawa	5	3	1	4	0
Philadelphia	4	1	1	2	0
Phoenix	1	0	0	0	0
St. Louis	2	0	0	0	0
San Jose	2	0	0	0	0
Tampa Bay	5	0	2	2	0
Toronto	7	1	2	3	0
Vancouver	2	0	0	0	0
Washington	4	2	0	2	0

MILESTONES

WITHIN REACH (Current Total):

100th game (91)

FIRSTS

NHL Game: 12/5/00 at Ottawa
 NHL Goal/Point: 12/10/00 at Detroit
 (Chris Osgood)

GAME HIGHS

Most Goals: 3 - 10/16/01 vs. Ottawa
 Most Assists: 2 - 11/1/01 vs. Toronto;
 12/16/00 at Montreal;
 12/23/00 vs. Dallas
 Most Points: 3 - 10/16/01 vs. Ottawa
 (3+0)
 Most PIM: 2 - four times - last -
 3/5/02 vs. Florida

CAREER STATISTICS

YEAR	TEAM	LEAGUE	Regular Season													Playoffs				
			GP	G	A	PTS	PIM	+/-	PP	SH	GW	S	GP	G	A	PTS	PIM			
1996-97	Colorado Coll.	WCHA	40	17	21	38	18	--	--	--	--	--	--	--	--	--	--	--	--	
1997-98	Colorado Coll.	WCHA	40	16	17	33	34	--	--	--	--	--	--	--	--	--	--	--	--	
1998-99	Colorado Coll.	WCHA	21	12	12	24	2	--	--	--	--	--	--	--	--	--	--	--	--	
1999-00	Colorado Coll.	WCHA	37	14	19	33	8	--	--	--	--	--	--	--	--	--	--	--	--	
2000-01	Wilkes-Barre	AHL	73	26	41	67	22	9	11	0	5	253	21	7	6	13	4	--	--	
	PITTSBURGH	NHL	12	2	6	8	4	3	0	0	1	25	--	--	--	--	--	--	--	
2001-02	PITTSBURGH	NHL	79	8	10	18	4	-15	1	1	0	116	--	--	--	--	--	--	--	
	NHL/PGH TOTALS		91	10	16	26	8	-12	1	1	1	141	--	--	--	--	--	--	--	



THE PLAYERS

WAYNE PRIMEAU - 15 Center



HT/WT: 6-3, 220
Shoots: Left
Born: June 4, 1976
Birthplace: Scarborough, Ontario
Acquired: From Tampa Bay for Matthew Barnaby on February 1, 2001.

2001-02 NOTES

Played in 33 games, recording 10 points...Missed the first eight games of the season while recovering from a broken foot...Played in his first game Oct. 24 vs. Dallas...Tied for first on the team, winning 53% of his faceoffs...Scored his first goal of the season, a short-handed goal, on a penalty shot, Nov. 10 at Tampa Bay...Tallied two assists Dec. 22 at Washington, his first multi-point game with the Penguins...Had a three-game point streak from Dec. 29-Jan. 5, collecting three points (2+1)...Scored a goal in back-to-back games Jan. 3 at the Islanders and Jan. 5 vs. the Rangers...Recorded five points (1+4) in 17 home games, five points (2+3) in 16 road games and three points (2+1) in eight games vs. Atlantic Division opponents...Suffered a knee injury Jan. 6 at Chicago...Had reconstructive knee surgery on Jan. 10 and missed the remaining 41 games of the season.

CAREER NOTES

2000-01: Recorded seven points (1+6) and 54 penalty minutes in 28 games with the Penguins...Ranked fourth on the team with 112 hits and third in face-off percentage at 52%...Made Penguins debut Feb. 7 vs. Philadelphia...Picked up his first point with the Penguins, an assist, Feb. 23 vs. the Rangers...Scored first goal as a Penguin two nights later vs. the Islanders...Played in 47 games with Tampa Bay, collecting 15 points (2+13) and 64 penalty minutes...Set a career-high for assists in a game with three Oct. 8 vs. Vancouver...Recorded four points (1+3) playing in all 18 Penguins playoff games...Scored his first playoff goal as a Penguin in Game One of the Eastern Conference Semifinals at Buffalo Apr. 26...**1999-00:** Recorded career highs in goals (7), assists (10) and points (17)...Collected 12 points (5+7) in 41 games with Buffalo before being traded to Tampa Bay on Mar. 10...Notched three points (2+1) Nov. 20 vs. Atlanta, setting career high for goals and points in a game...Made Lightning debut Mar. 10 vs. Florida...Missed 10 games with a hip injury and three with neck spasms...**1998-99:** Recorded first multi-point game of career with two points (1+1) Apr. 6 at the Islanders...Missed 10 games due to injury (shoulder-9, groin-1)...Scored a goal in Game One of the Stanley Cup Finals June 8 at Dallas...Missed two games of the Eastern Conference Finals vs. Toronto with a bruised knee...**1997-98:** Played in 100th NHL game and scored the game-winning goal Mar. 15 vs. the Penguins...Had a career-high five game point streak from Mar. 12-19, recording five points (3+2)...**1996-97:** Named the Sabres' outstanding rookie after recording six points (2+4) and 64 penalty minutes in 45 games...Played in 36 of the final 41 games of the season...Posted 14 points in 24 games with Rochester in the American Hockey League...**1995-96:** Scoreless in two games with Buffalo...Played in all but two playoff games with Rochester (AHL), which won the Calder Cup...Played eight regular season games with the Americans after completing junior season, recorded five points (2+3)...**1994-95:** Made his NHL debut in the final game of the season and scored his first NHL goal, the game-winner...Led Owen Sound of the Ontario Hockey League with 96 points in 66 games...Tied for 14th in league scoring...Led the team in assists and tied for the team lead in goals.

THE PLAYERS



2001-02 REAL TIME STATISTICS

TOI/GM	Shifts/GM	Hits	FO% (W/T)
12:38	19.66	54	53.17 (276/519)

SCORING VS. NHL

Team	GP	G	A	PTS	PIM
Anaheim	6	0	0	0	12
Atlanta	9	2	5	7	9
Boston	21	1	2	3	24
Buffalo	3	0	2	2	4
Calgary	6	0	1	1	5
Carolina	17	0	3	3	24
Chicago	11	2	2	4	7
Colorado	5	0	0	0	2
Columbus	1	0	0	0	0
Dallas	9	2	0	2	0
Detroit	10	0	1	1	2
Edmonton	5	0	1	1	12
Florida	20	1	4	5	31
Los Angeles	5	0	1	1	2
Minnesota	4	0	0	0	2
Montreal	20	0	3	3	8
Nashville	3	0	0	0	2
New Jersey	20	2	1	3	29
NY Islanders	19	4	5	9	38
NY Rangers	18	1	4	5	21
Ottawa	22	2	3	5	51
Philadelphia	19	2	2	4	41
Phoenix	8	0	1	1	2
Pittsburgh	18	2	0	2	2
St. Louis	5	1	0	1	2
San Jose	6	0	1	1	2
Tampa Bay	15	1	1	2	16
Toronto	17	1	2	3	16
Vancouver	6	0	4	4	5
Washington	22	3	5	8	30

MILESTONES

ACHIEVED

300th game (3/2/01 at NY Rangers)

WITHIN REACH (Current Total):

400th game (350) 100th point (81)

FIRSTS

NHL Game: 5/3/95 vs. New Jersey
 NHL Goal/Point: 5/3/95 vs. New Jersey (Martin Brodeur)
 NHL Assist: 12/31/96 vs. New Jersey

GAME HIGHS

Most Goals: 2 - 11/20/99 vs. Atlanta
 Most Assists: 3 - 10/8/00 vs. Vancouver
 Most Points: 3 - 10/8/00 vs. Vancouver (0+3);
 11/20/99 vs. Atlanta (2+1)
 Most PIM: 37 - 1/20/01 at Ottawa

CAREER STATISTICS

YEAR	TEAM	LEAGUE	Regular Season											Playoffs				
			GP	G	A	PTS	PIM	+/-	PP	SH	GW	S	GP	G	A	PTS	PIM	
1992-93	Owen Sound	OHL	66	10	27	37	108	--	--	--	--	--	8	1	4	5	0	
1993-94	Owen Sound	OHL	65	25	50	75	75	--	--	--	--	--	9	1	6	7	8	
1994-95	Owen Sound	OHL	66	34	62	96	84	--	--	--	--	--	10	4	9	13	15	
	Buffalo	NHL	1	1	0	1	0	-2	0	0	1	2	--	--	--	--	--	
1995-96	Owen Sound	OHL	28	15	29	44	52	--	--	--	--	--	--	--	--	--	--	
	Oshawa	OHL	24	12	13	25	33	--	--	--	--	--	3	2	3	5	2	
	Buffalo	NHL	2	0	0	0	0	E	0	0	0	0	--	--	--	--	--	
	Rochester	AHL	8	2	3	5	6	--	--	--	--	--	17	3	1	4	11	
1996-97	Buffalo	NHL	45	2	4	6	64	-2	1	0	0	25	9	0	0	0	6	
	Rochester	AHL	24	9	5	14	27	--	--	--	--	--	1	0	0	0	0	
1997-98	Buffalo	NHL	69	6	6	12	87	9	2	0	1	51	14	1	3	4	6	
1998-99	Buffalo	NHL	67	5	8	13	38	-6	0	0	0	55	19	3	4	7	6	
1999-00	Buffalo	NHL	41	5	7	12	38	-8	2	0	1	40	--	--	--	--	--	
	Tampa Bay	NHL	17	2	3	5	25	-4	0	0	0	35	--	--	--	--	--	
2000-01	Tampa Bay	NHL	47	2	13	15	64	-18	0	0	0	47	--	--	--	--	--	
	PITTSBURGH	NHL	28	1	6	7	54	E	0	0	0	30	18	1	3	4	2	
2001-02	PITTSBURGH	NHL	33	3	7	10	18	-1	0	1	0	28	--	--	--	--	--	
	NHL TOTALS		350	27	54	81	401	-32	5	1	3	313	60	5	10	15	20	
	PITTSBURGH TOTALS		61	4	13	17	72	-1	0	1	0	58	18	1	3	4	2	



THE PLAYERS

JAMIE PUSHOR - 3 Defenseman



HT/WT: 6-4, 223
Shoots: Right
Born: February 11, 1973
Birthplace: Lethbridge, Alberta
Acquired: From Columbus for a fourth round pick in the 2003 Entry Draft on March 15, 2002.

2001-02 NOTES

Recorded two assists and 30 penalty minutes in 15 games with the Penguins after being acquired from Columbus Mar. 15...Tallied six assists and 54 penalty minutes in 61 games with Columbus...His 76 games were a career high...Led the Penguins with 117 blocked shots, ranked second with 132 hits and second with 84 penalty minutes...Played in his first game with the Penguins Mar. 16 at Los Angeles...Recorded his first point as a Penguin with an assist Mar. 23 vs. Philadelphia...Also registered one assist Apr. 12 vs. Toronto...Was a season-high plus-two on four occasions - Nov. 25 vs. Calgary; Dec. 31 vs. Anaheim; Mar. 2 at Los Angeles and Mar. 11 at Pittsburgh...Had a season-high four shots Dec. 5 at Florida...With Columbus had one assist Oct. 16 at Detroit, Nov. 6 vs. Vancouver, Nov. 25 vs. Calgary, Dec. 10 vs. New Jersey, Dec. 17 at Phoenix and Jan. 6 vs. Nashville...With the Penguins, recorded two assists in seven home games, was scoreless in eight road games and had one assist in four games vs. Atlantic Division opponents.

CAREER NOTES

2000-01: Set career-highs in assists (10) and points (13)...Led Columbus in plus/minus (plus-7) and blocked shots (156), tied for first in shorthanded goals (1), ranked fourth in hits (133) and fifth in penalty minutes (94)...Was plus or even in 59 of his 75 games...Had a three-game point streak from Feb. 21-25, recording three points (1+2)...Scored the first short-handed goal in Columbus franchise history Nov. 19 vs. Vancouver...Missed the last seven games of the season with a sprained knee suffered Mar. 26 at Edmonton...**1999-00:** Recorded eight assists in 62 games with Dallas...Picked up two assists Mar. 3 at Phoenix...Was plus or even in 50 of his 62 games...Went scoreless with five penalty minutes in five playoff games...**1998-99:** Ranked fourth on Anaheim in penalty minutes (112) and hits (110)...Scored his only goal of the season Dec. 16 vs. Nashville...Played in his 200th career NHL game Mar. 12 at Dallas...**1997-98:** Split the season between Detroit and Anaheim...Had seven points (2+5) in 54 games with the Red Wings...Recorded two points (1+1) and was plus-3 Nov. 9 vs. Calgary...Recorded two assists Apr. 13 vs. Colorado...**1996-97:** Scored a career-high four goals for Detroit...Led Red Wing rookies in games (75)...His 129 penalty minutes were a career high...Scored his first NHL goal Nov. 2 at Toronto...Was one of three Detroit rookies to play in a playoff game...Appeared in five games as the Red Wings won the Stanley Cup...Recorded an assist in his first career playoff game Apr. 18 vs. St. Louis...**1995-96:** Played in five games with Detroit...Played in his first NHL game Oct. 8 at Edmonton...Recorded his first career point with an assist in his second game Nov. 4 vs. Dallas...Played in 65 games with Adirondack in the American Hockey League...Ranked fourth among club defensemen with 18 points...Tied for third among team blueliners with 16 assists...Ranked sixth on the team with 126 penalty minutes...**1994-95:** Spent the season with Adirondack, playing in 58 games...Ranked fifth among team defensemen with 13 points...Ranked third on the team with 129 penalty minutes...**1993-94:** Played in 73 games with Adirondack in his first professional season...Ranked third among team defensemen with 18 points...His 17 assists ranked second among team defensemen...Tied for sixth on the team with 124 penalty minutes...**1992-93:** Recorded 28 points (6+22) and 200 penalty minutes in 72 games with Lethbridge of the Western Hockey League...Ranked fourth on the club in penalty minutes...Voted best defenseman and Team MVP by his teammates...Won the WHL's Humanitarian of the Year Award...**1991-92:** Ranked fourth on Lethbridge with 232 penalty minutes in just 49 games...Ranked second on the team with 33 penalty minutes in five playoff games...His 15 assists ranked fourth among team defensemen...**1990-91:** Played in 71 games with Lethbridge...Served as honorary chairman for the Canadian Cancer Society during his junior career...Jamie and his wife Lisa have two daughters, Anna Marie and Michelle and two sons, Pete and Daniel.

THE PLAYERS



2001-02 REAL TIME STATISTICS

TOI/GM	Shifts/GM	Hits	FO% (W/T)
17:29	22.42	132	-- (0/0)

SCORING VS. NHL

Team	GP	G	A	PTS	PIM
Anaheim	17	0	3	3	8
Atlanta	5	0	1	1	7
Boston	10	0	0	0	22
Buffalo	10	0	1	1	21
Calgary	20	1	3	4	21
Carolina	11	0	0	0	7
Chicago	22	1	2	3	27
Colorado	22	0	4	4	34
Columbus	--	--	--	--	--
Dallas	22	0	1	1	20
Detroit	16	1	3	4	8
Edmonton	22	1	2	3	33
Florida	10	0	2	2	22
Los Angeles	25	0	3	3	48
Minnesota	4	0	0	0	0
Montreal	8	0	0	0	13
Nashville	16	1	1	2	21
New Jersey	10	0	1	1	21
NY Islanders	9	0	1	1	19
NY Rangers	8	0	1	1	2
Ottawa	7	0	1	1	9
Philadelphia	12	0	1	1	15
Phoenix	29	2	4	6	79
Pittsburgh	10	0	3	3	0
St. Louis	22	0	0	0	20
San Jose	22	1	0	1	21
Tampa Bay	12	0	0	0	6
Toronto	16	1	2	3	31
Vancouver	20	1	3	4	29
Washington	10	0	0	0	6

MILESTONES

ACHIEVED

400th game (2/6/02 vs. Ottawa)

WITHIN REACH (Current Total):

500th game (427)

FIRSTS

NHL Game: 10/8/95 at Edmonton
 NHL Assist/Point: 11/4/95 vs. Dallas
 NHL Goal: 11/2/96 at Toronto
 (Felix Potvin)

GAME HIGHS

Most Goals: -- 1 - 10 times - last -
 2/21/01 at Phoenix
 Most Assists: 2 - four times - last -
 3/3/00 at Phoenix
 Most Points: 2 - five times - last -
 3/3/00 at Phoenix
 Most PIM: 17 - 1/1/99 at Buffalo

CAREER STATISTICS

YEAR	TEAM	LEAGUE	Regular Season													Playoffs			
			GP	G	A	PTS	PIM	+/ -	PP	SH	GW	S	GP	G	A	PTS	PIM		
1988-89	Lethbridge Ys	AMHL	37	1	8	9	20	--	--	--	--	--	--	--	--	--	--	--	--
	Lethbridge	WHL	2	0	0	0	0	--	--	--	--	--	--	--	--	--	--	--	--
1989-90	Lethbridge Ys	AMHL	35	6	27	33	92	--	--	--	--	--	--	--	--	--	--	--	--
	Lethbridge	WHL	10	0	2	2	2	--	--	--	--	--	16	0	0	0	63	--	--
1990-91	Lethbridge	WHL	71	1	13	14	202	--	--	--	--	--	--	--	--	--	--	--	--
1991-92	Lethbridge	WHL	49	2	15	17	232	--	--	--	--	--	5	0	0	0	33	--	--
1992-93	Lethbridge	WHL	72	6	22	28	200	--	--	--	--	--	4	0	1	1	9	--	--
1993-94	Adirondack	AHL	73	1	17	18	124	--	--	--	--	--	12	0	0	0	22	--	--
1994-95	Adirondack	AHL	58	2	11	13	129	--	--	--	--	--	4	0	1	1	0	--	--
1995-96	Detroit	NHL	5	0	1	1	17	2	0	0	0	6	--	--	--	--	--	--	--
	Adirondack	AHL	65	2	16	18	126	--	--	--	--	--	3	0	0	0	5	--	--
1996-97	Detroit	NHL	75	4	7	11	129	1	0	0	0	63	5	0	1	1	5	--	--
1997-98	Detroit	NHL	54	2	5	7	71	2	0	0	0	43	--	--	--	--	--	--	--
	Anaheim	NHL	10	0	2	2	10	1	0	0	0	8	--	--	--	--	--	--	--
1998-99	Anaheim	NHL	70	1	2	3	112	-20	0	0	0	75	4	0	0	0	6	--	--
1999-00	Dallas	NHL	62	0	8	8	53	E	0	0	0	27	5	0	0	0	5	--	--
2000-01	Columbus	NHL	75	3	10	13	94	7	0	1	0	64	--	--	--	--	--	--	--
2001-02	Columbus	NHL	61	0	6	6	54	-10	0	0	0	46	--	--	--	--	--	--	--
	PITTSBURGH	NHL	15	0	2	2	30	-3	0	0	0	14	--	--	--	--	--	--	--
	NHL TOTALS		427	10	43	53	570	-20	0	1	0	346	14	0	1	1	16		
	PITTSBURGH TOTALS		15	0	2	2	30	-3	0	0	0	14	--	--	--	--	--		



THE PLAYERS

RANDY ROBITAILLE 22 - Center



HT/WT: 5-11, 196
Shoots: Left
Born: October 12, 1975
Birthplace: Ottawa, Ontario
Acquired: Claimed off of waivers from the Los Angeles Kings, January 4, 2002.

2001-02 NOTES

Played in 40 games with the Penguins, recording 30 points (10+20) after being claimed on waivers from Los Angeles Jan. 4...Played 18 games with the Kings, collecting seven points (4+3)...Set career highs in goals (14), assists (23) and points (37)...Ranked fifth on the Penguins in goals, points and shots (121) and sixth in assists...Won 53% of his faceoffs, tied for first on the team...Made Penguins debut Jan. 5 vs. the Rangers...Picked up an assist for his first point with the Penguins Jan. 10 at Buffalo...Scored first goal as a Penguin, Jan. 24 at the Islanders...Had a five-game point streak from Mar. 11-20, totaling seven points (2+5)...Had a three-game streak from Mar. 4-7 (2+2=4) and Mar. 24-30 (2+4=6)...Had 10 multi-point games, two with three points and eight with two...Recorded three points (1+2) Mar. 24 at Washington and Nov. 20 at Calgary (2+1) with the Kings...Scored the game-winning goal in overtime and added an assist Jan. 26 vs. Atlanta...Was a season-high plus-2 Jan. 26 vs. Atlanta and Mar. 5 vs. Florida...With the Penguins, recorded 14 points (6+8) in 20 home games, 16 points (4+12) in 20 road games and six points (2+4) in 11 games vs. Atlantic Division opponents...Also played in six games with Manchester in the American Hockey League, recording 10 points (7+3)...Two of his seven goals came on the power play...Missed 12 games with Los Angeles from Dec. 6-27 with a right shoulder separation suffered Dec. 3 vs. Calgary.

CAREER NOTES

2000-01: Played in 62 games with Nashville and ranked eighth on the team with 26 points...Tied for sixth on the team with 17 assists...Five of his nine goals were power play goals, tied for fourth on the club...Notched three assists Oct. 24 vs. Vancouver...Netted three points (2+1) Nov. 16 at Carolina...Recorded a career-high four points (2+2) Mar. 4 vs. the Rangers...Played in 19 games with Milwaukee in the International Hockey League and ranked seventh on the team with 33 points (10+23)...Tied for fourth on the team in assists...**1999-00:** Played in a career-high 69 games in his rookie season, with Nashville...Tied for 17th among NHL rookies with 25 points (11+14)...Ranked 16th among rookies in goals and tied for fifth in power play points (11)...Scored his first career goal in his first game with Nashville Oct. 5 vs. Colorado...**1998-99:** Won the Les Cunningham Award with Providence as American Hockey League Most Valuable Player...Named to the AHL First All-Star Team after ranking second in the league with 102 points...Led the league with 74 assists...Led Providence in points and assists and ranked third in goals...Scored five goals and added two assists for a seven-point game Nov. 25 vs. Syracuse...Tied for second on the team in playoff scoring with 20 points (6+14) in 19 games as Providence won the Calder Cup...His 14 playoff assists led the team and tied for first in the league...Played in four NHL games with Boston, recording two assists...Played in one playoff game with the Bruins...**1997-98:** Spent most of the season in Providence (AHL) and ranked fifth on the club with 44 points (15+29) in 48 games...Had nine multi-point games including a four assist game Feb. 1 vs. Adirondack...Recalled once to Boston and was scoreless in four games from Nov. 17-27...Missed the final 29 games of the season in Providence with a leg injury...**1996-97:** Was a finalist for the Hobey Baker Award after leading Miami of Ohio (CCHA) with 61 points (27+34) in 39 games...Was the only unanimous First Team CCHA All-Star selection and was a First Team West All-American...Ranked second in the NCAA with seven short-handed goals...Ranked sixth in the CCHA in scoring...Turned professional at the end of the college season, signing with the Bruins Mar. 27...Made his NHL debut that night vs. the Islanders...Suffered a shoulder separation in that game and missed the remainder of the season...**1995-96:** Led CCHA freshmen in scoring with 45 points (14+31) in 36 games with Miami (Ohio)...Ranked third among NCAA freshmen in scoring...Named to the CCHA All-Rookie Team...**1993-95:** Played two seasons with the Ottawa Junior Senators (OCJHL)...Totalled 213 points (81+132) in 111 games...Led the OCJHL with 125 points (48+77) in 1994-95 and was named to the OCJHL First All-Star Team.

THE PLAYERS



2001-02 REAL TIME STATISTICS

TOI/GM	Shifts/GM	Hits	FO% (W/T)
16:30	20.82	18	52.65 (347/659)

SCORING VS. NHL

Team	GP	G	A	PTS	PIM
Anaheim	7	2	4	6	2
Atlanta	6	4	1	5	4
Boston	5	0	2	2	0
Buffalo	5	1	2	3	0
Calgary	11	5	4	9	17
Carolina	7	4	3	7	2
Chicago	14	1	3	4	0
Colorado	7	2	1	3	2
Columbus	5	1	4	5	2
Dallas	7	0	0	0	0
Detroit	10	0	3	3	0
Edmonton	9	1	1	2	4
Florida	6	2	1	3	0
Los Angeles	6	1	2	3	0
Minnesota	5	0	1	1	0
Montreal	5	0	1	1	2
Nashville	1	0	0	0	0
New Jersey	6	1	1	2	2
NY Islanders	6	1	2	3	2
NY Rangers	8	3	4	7	2
Ottawa	6	0	2	2	0
Philadelphia	7	0	1	1	0
Phoenix	9	1	2	3	2
Pittsburgh	5	0	2	2	2
St. Louis	11	2	0	2	4
San Jose	6	1	2	3	0
Tampa Bay	3	0	1	1	0
Toronto	3	0	0	0	4
Vancouver	9	0	4	4	0
Washington	3	1	2	3	2

MILESTONES

ACHIEVED

100th game (11/30/00 at Chicago)

WITHIN REACH (Current Total):

200th game (198) 100th point (90)

FIRSTS

NHL Game: 3/27/97 at NY Islanders
 NHL Assist/Point: 3/21/99 at Chicago
 NHL Goal: 10/5/99 vs. Colorado
 (Patrick Roy)

GAME HIGHS

Most Goals: 2 – four times – last -
 3/5/02 vs. Florida
 Most Assists: 3 – 10/24/00 vs. Van.
 Most Points: 4 – 3/4/01 vs. NYR [2+2]
 Most PIM: 17 – 11/20/01 at Calgary

CAREER STATISTICS

YEAR	TEAM	LEAGUE	Regular Season													Playoffs				
			GP	G	A	PTS	PIM	+/-	PP	SH	GW	S	GP	G	A	PTS	PIM			
1993-94	Ottawa	OCJHL	57	33	55	88	31	--	--	--	--	--	--	--	--	--	--	--	--	
1994-95	Ottawa	OCJHL	54	48	77	125	111	--	--	--	--	--	--	--	--	--	--	--	--	
1995-96	Miami (Ohio)	CCHA	36	14	31	45	26	--	--	--	--	--	--	--	--	--	--	--	--	
1996-97	Miami (Ohio)	CCHA	39	27	34	61	44	--	--	--	--	--	--	--	--	--	--	--	--	
1997-98	Boston	NHL	1	0	0	0	0	E	0	0	0	0	0	--	--	--	--	--	--	
	Boston	NHL	4	0	0	0	0	-2	0	0	0	5	--	--	--	--	--	--	--	
1998-99	Providence	AHL	48	15	29	44	16	--	--	--	--	--	--	--	--	--	--	--	--	
	Boston	NHL	4	0	2	2	0	-1	0	0	0	5	1	0	0	0	0	0	0	
1999-00	Providence	AHL	74	28	*74	102	34	--	--	--	--	--	19	6	*14	20	20	--	--	
	Nashville	NHL	69	11	14	25	10	-13	2	0	1	113	--	--	--	--	--	--	--	
2000-01	Nashville	NHL	62	9	17	26	12	-11	5	0	0	121	--	--	--	--	--	--	--	
	Milwaukee	IHL	19	10	23	33	4	--	--	--	--	--	--	--	--	--	--	--	--	
2001-02	Los Angeles	NHL	18	4	3	7	17	-9	2	0	0	30	--	--	--	--	--	--	--	
	Manchester	AHL	6	7	3	10	0	1	2	0	0	36	--	--	--	--	--	--	--	
PITTSBURGH			40	10	20	30	16	-14	3	0	1	91	--	--	--	--	--	--	--	
NHL TOTALS			198	34	56	90	55	-48	12	0	2	365	1	0	0	0	0	--	--	
PITTSBURGH TOTALS			40	10	20	30	16	-14	3	0	1	91	--	--	--	--	--	--	--	

*=League Leader



THE PLAYERS

MICHAL ROZSIVAL - 28 Defenseman



HT/WT: 6-1, 208
Shoots: Right
Born: September 3, 1978
Birthplace: Vlasim, Czech Republic
Acquired: Pittsburgh's fifth round choice (128th overall) in the 1995 Entry Draft.

2001-02 NOTES

Led Penguins defensemen with nine goals, 20 assists and 29 points, setting career-highs in all categories...Also played in a career-high 79 games...Tied for eighth on the team in goals, ranked seventh in assists, seventh in points, sixth in power play goals (4), seventh in power play assists (7), seventh in power play points (11), third in game-winning goals (4), second in blocked shots (116) and sixth in hits (89)...Scored goals in back-to-back games Oct. 23 at Atlanta (GWC) and Oct. 24 vs. Dallas...Posted six multi-point games, all with two points - Nov. 24 vs. Buffalo (0+2); Jan. 8 vs. Boston (0+2); Mar. 5 vs. Florida (0+2); Mar. 11 vs. Columbus (0+2); Mar. 16 at Los Angeles (1+1); and Mar. 24 vs. Washington (1+1)...Scored the game-winning goal in overtime Feb. 28 at Columbus...Was a season-high plus-3 Mar. 5 vs. Florida...Recorded 21 points (4+17) in 40 home games, eight points (5+3) in 39 road games and two points (1+1) in 18 games vs. Atlantic Division opponents...Missed two games (Apr. 6-8) with a groin injury.

CAREER NOTES

2000-01: Played in 30 games with Pittsburgh, recording five points (1+4) and 26 penalty minutes...Posted points in back-to-back games Dec. 10 at Detroit (1+0) and Dec. 13 vs. Toronto (0+1)...Was assigned to Wilkes-Barre/Scranton on Dec. 28 and spent the remainder of the season there, collecting 16 points (8+8) in 28 games...Missed nine games due to an injured shoulder and eight with a knee injury in Wilkes-Barre...Ranked second on the team and third in the league with 22 playoff points (3+19) in 21 games...His 19 assists led the league...Had a point in 15 of 21 games...Recorded four points (1+3) May 9 in Game Three of the Western Conference Finals at Hershey...**1999-00:** Ranked second among Penguins' defensemen in points (21), tied for second in goals (4), third in assists (17) and third in plus/minus (plus-11)...Ranked fourth on the team in hits with 124, which ranked him eighth among NHL rookies...Ranked third among all rookie defensemen in assists, trailing only Brian Rafalski of New Jersey (27) and Brad Stuart of San Jose (26)...Was tied for third in points among defensemen with Kim Johnsson of the Rangers, trailing Stuart (36) and Rafalski (32)...Picked up his first NHL point with an assist Oct. 8 vs. Colorado...Scored his first NHL goal Dec. 15 at Carolina vs. Arturs Irbe...Missed two games (Mar. 24-26) due to a hip flexor...**1998-99:** Tallied 25 points (3+22) and 72 penalty minutes in 49 games with Syracuse (AHL) to rank fourth among defensemen in points...Tied for fifth on the team in assists...Missed most of the season with a knee injury...**1997-98:** Finished third in scoring on Swift Current (WHL) with 69 points in 71 games...Led the Broncos with 55 assists and ranked sixth with 122 penalty minutes...Named to the WHL East First All-Star Team...Added five assists and 33 penalty minutes in 12 playoff games...**1996-97:** Was third among Swift Current defensemen with 39 points (8+31) in 63 games...**1995-96:** Played in the Czech Jr. League with Jihlava picking up seven points (3+4) in 36 games...**1994-95:** Recorded 21 points (8+13) in 31 games with Jihlava...Spends his off-season in the Czech Republic.

THE PLAYERS



2001-02 REAL TIME STATISTICS

TOI/GM	Shifts/GM	Hits	FO% (W/T)
20:01	25.56	89	-- (0/0)

SCORING VS. NHL

Team	GP	G	A	PTS	PIM
Ancheim	4	0	1	1	0
Atlanta	6	3	1	4	4
Boston	9	0	5	5	8
Buffalo	9	0	5	5	6
Calgary	3	0	0	0	0
Carolina	9	1	2	3	10
Chicago	3	0	0	0	0
Colorado	4	0	2	2	0
Columbus	3	1	3	4	0
Dallas	3	1	0	1	5
Detroit	4	1	0	1	6
Edmonton	4	0	0	0	0
Florida	10	1	5	6	15
Los Angeles	4	1	2	3	2
Minnesota	1	0	0	0	0
Montreal	9	1	1	2	6
Nashville	5	0	0	0	0
New Jersey	11	0	2	2	4
NY Islanders	10	1	1	2	12
NY Rangers	10	0	2	2	2
Ottawa	11	0	1	1	6
Philadelphia	8	1	0	1	8
Phoenix	4	0	0	0	2
St. Louis	4	0	1	1	4
San Jose	5	0	0	0	2
Tampa Bay	10	0	3	3	4
Toronto	10	1	2	3	4
Vancouver	4	0	0	0	0
Washington	7	1	2	3	11

MILESTONES

ACHIEVED

100th game (12/15/00 vs. Florida)

WITHIN REACH (Current Total):

200th game (184)

FIRSTS

NHL Game: 10/1/99 at Dallas
 NHL Assist/Point: 10/8/99 vs Colorado
 NHL Goal: 12/15/99 at Carolina (Arturs Irbe)

GAME HIGHS

Most Goals: 1 - 14 times - last - 4/3/02 at Florida.
 Most Assists: 2 - four times - last - 3/11/02 at Columbus
 Most Points: 2 - seven times - last - 3/24/02 vs. Washington (1+1)
 Most PIM: 7 - 3/24/02 vs. Wash.: 12/15/00 vs. Florida

CAREER STATISTICS

YEAR	TEAM	LEAGUE	Regular Season													Playoffs				
			GP	G	A	PTS	PIM	+/-	PP	SH	GW	S	GP	G	A	PTS	PIM			
1994-95	Jihlava	Czech Jr	31	8	13	21	--	--	--	--	--	--	--	--	--	--	--	--		
1995-96	Jihlava	Czech Jr	36	3	4	7	--	--	--	--	--	--	--	--	--	--	--	--		
	Czech 78	Euro Jr	5	0	1	1	10	--	--	--	--	--	--	--	--	--	--	--		
1996-97	Swift Current	WHL	63	8	31	39	80	--	--	--	--	--	--	--	--	--	--	--		
1997-98	Swift Current	WHL	71	14	55	69	122	--	--	--	--	--	--	--	--	--	--	--		
1998-99	Syracuse	AHL	49	3	22	25	72	--	--	--	--	--	--	--	--	--	--	--		
1999-00	PITTSBURGH	NHL	75	4	17	21	48	11	1	0	1	73	2	0	0	0	4			
2000-01	PITTSBURGH	NHL	30	1	4	5	26	3	0	0	0	17	--	--	--	--	--	--		
	Wilkes-Barre	AHL	29	8	8	16	32	4	2	1	2	57	21	3	*19	22	23			
2001-02	PITTSBURGH	NHL	79	9	20	29	47	-6	4	0	4	89	--	--	--	--	--			
NHL/PGH TOTALS			184	14	41	55	121	8	5	0	5	179	2	0	0	0	4			



MARTIN STRAKA 82 - Center



HT/WT: 5-9, 178
Shoots: Left
Born: September 3, 1972
Birthplace: Plzen, Czech Republic
Acquired: Signed as a free agent, August 7, 1997.

2001-02 NOTES

Recorded nine points (5+4) in 13 games...Collected three points (2+1) Oct. 10 vs. the Islanders...Had two assists Oct. 16 vs. Ottawa...Scored the game-winning goal Oct. 18 at Ottawa...Had a five-game point streak from Oct. 10-20, recording eight points (5+3)...Played in the first 11 games of the season before suffering a broken leg Oct. 28 vs. Florida...Missed the next 47 games (Oct. 31 - Feb. 12)...Returned to the lineup Feb. 27 vs. Los Angeles, but left the game in the first period after suffering a fractured orbital/sinus bone...Missed the next four games (Feb. 28-Mar. 5)...Returned to the lineup Mar. 7 vs. Carolina and re-injured his broken leg...Missed the final 18 games of the season...Recorded six points (2+4) in eight home games, three goals in five road games and three points (2+1) in one game vs. Atlantic Division opponents.

CAREER NOTES

2000-01: Set career highs with 68 assists and 95 points...Tied for fourth in the league in points, ranked third in assists, tied for third in power play assists (33), tied for fourth in even strength assists (34) and tied for seventh in power play points (40)...Tied for second on the Penguins in points, ranked fifth in goals, second in assists, first in power play assists, second in even strength assists, fourth in even strength goals (19), fifth in power play goals (7), fourth in game-winning goals (4), and third in shots (185)...Was one of two Penguins (Robert Lang) to play in all 82 games...Tied his career-high with four points (3+1) Jan. 8 at Washington...Was his fourth career hat trick...Also notched four points (1+3) Mar. 23 vs. the Rangers...Had an eight-game point streak from Oct. 7-27, collecting 10 points (4+6)...Also had a point in eight straight games from Mar. 2-16, recording 13 points (2+11)...Had a point in 58 of 82 games (70.7%) and was held scoreless in three straight games once (Feb. 11-16)...Recorded 28 multi-point games (22 with two points, four with three points and two with four points)...Had three multi-goal games (one with three and two with two) and 18 multi-assist games (15 with two and three with three)...Tied for 16th in the league with 13 playoff points (5+8), playing in all 18 games...Tied for third in the league with three power play goals and led the league with two overtime goals...Ranked second on the Penguins in points, tied for second in goals, third in assists, first in power play goals, tied for first in even strength assists (7), second in even strength points (9), second in game-winning goals and first in shots (47)...Scored the series clinching goal in overtime of Game Six of the Eastern Conference Quarterfinals Apr. 23 vs. Washington...Also scored in overtime of Game Six of the Eastern Conference Semifinals May 8 vs. Buffalo...**1999-00:** Ranked fourth on the team in goals (20), assists (39) and points (59)...Finished second on the team and 17th in the league with a plus-24 rating, which equaled his career-high set in 1993-94...Matched his career-high with three assists on Dec. 15 at Carolina and Jan. 2 vs. Detroit...Had a season-high four points (1+3) Jan. 2 vs. Detroit, which also tied his career-

THE PLAYERS



high...Played in his 500th game Feb. 22 at the Rangers...Picked up his 200th assist Dec. 15 at Carolina...Recorded his 300th point with an assist Nov. 6 vs. Tampa Bay...Had 15 multi-point games to rank third on the team...Thirteen were two-point games, one was a three-point game and one a four-point game...Posted four consecutive two-point games from Feb. 1-11...Missed 11 games due to injury: three with a bruised knee (Oct. 23, Oct. 28-30), seven with bruised ribs (Dec. 18-30) and one with a bruised shin (Apr. 7)...Tied for second on the Penguins with 12 points (3+9) in 11 playoff games...Led the team in assists and ranked 10th in the league...Tied for 13th in the league in points...Tallied four points (1+3) in the Eastern Conference Quarterfinals vs. Washington...Led the team with eight points (2+6) in the Eastern Conference Semifinals vs. Philadelphia...Posted back-to-back three point games in Game Two at Philadelphia on Apr. 29 (0+3) and Game Three on May 2 (1+2)...**1998-99:** Tied for 11th in league scoring with 83 points...Tied for 17th in the league with 35 goals, tied for 15th with 48 assists, tied for fourth with four short-handed goals and tied for second with six short-handed points...Set a career high in goals...Ranked second on the team in goals, assists and points...Led the team in short-handed goals, tied for fifth with a plus-12 rating, tied for third with four game-winning goals, was third with 212 shots on goal and tied for fourth with 59 blocked shots...Had 24 multi-point games (15-two-point games, 7-three-point games, 2-four-point games)...Recorded his third career hat trick Nov. 28 at Montreal...Had a point in 48 of his 80 games (60.0%)...Made his first appearance in the NHL All-Star Game, playing for the World Team Jan. 24 in Tampa Bay...Missed two games due to a shoulder injury...Led the team in the playoffs in goals (6), assists (9) and points (15), playing in all 13 games...Set career playoff highs in goals, assists and points...Notched his first playoff hat trick in Game Three vs. New Jersey Apr. 25...Was one of only two hat tricks in the entire playoffs (Steve Yzerman vs. Anaheim Apr. 21)...Led the team with 11 points (6+5) in the Eastern Conference Quarterfinals vs. New Jersey...**1997-98:** Ranked fifth on the team with 42 points in 75 games...Led the team with three short-handed goals and tied for seventh in the league with six short-handed points...Notched his second career hat trick Apr. 18 vs. Boston...Notched his 100th point as a Penguin on Oct. 11 vs. Carolina...Played in his 200th game with the Penguins Jan. 24 vs. Boston...Collected his 200th career point (a goal) Mar. 7 vs. Philadelphia...Recorded three points (1+2) in six games with the Czech Republic Olympic Team, winning a gold medal at the 1998 Winter Olympics at Nagano, Japan...Missed seven games due to a broken foot suffered Dec. 29 vs. the New York Islanders...Scored two goals in the playoffs vs. Montreal, appearing in all six games...**1996-97:** Recorded 29 points (7+22) in 55 games with Florida...Tied for seventh on the team in assists and tied for ninth in points...Notched his 100th career assist Dec. 10 at Philadelphia...Played in one game for the Czech Republic in the 1996 World Cup of Hockey...Played in one regular season game after March 5 due to recurring groin problems...Played in four of five playoff games for the Panthers and was scoreless...**1995-96:** Played in 77 total games with Ottawa, the New York Islanders and Florida...Had 25 points (9+16) in 43 games with Ottawa before being traded to the Islanders...Attempted the second penalty shot in Florida history April 3 at Ottawa, but failed to score against Damian Rhodes...Played in 13 of the Panthers' 22 playoff games, recording four points (2+2)...Scored both of his goals in the Eastern Conference Finals vs. the Penguins...**1994-95:** Began the season with the Penguins, collecting 16 points (4+12) in 31 games before being traded to Ottawa Apr. 7...Had two points (1+1) in six games with Ottawa, missing the last eight games of the season with a sprained knee...**1993-94:** Recorded 64 points (30+34) in a career high 84 games with the Penguins...Led the team with a plus-24 rating, ranked fourth in goals and sixth in points...Notched his first NHL hat trick Mar. 8 vs. Boston...Had two seven-game scoring streaks...**1992-93:** Tallied 16 points (3+13) in 42 games during his rookie season...Scored two of his three goals vs. the New York Rangers, including his first NHL goal Feb. 10 vs. Mike Richter...Played two full seasons, **1990-91** and **1991-92**, with Skoda Plzen in the Czech Republic, recording 86 points (34+52) in 97 games...Spends his off-season in the Czech Republic.



THE PLAYERS

2001-02 REAL TIME STATISTICS

TOI/GM	Shifts/GM	Hits	FO% (W/T)
18:00	20.53	5	60.0 (3/5)

SCORING VS. NHL

Team	GP	G	A	PTS	PIM
Anaheim	15	4	6	10	8
Atlanta	9	5	7	12	6
Boston	30	12	16	28	14
Buffalo	34	6	15	21	14
Calgary	13	4	10	14	4
Carolina	33	9	20	29	10
Chicago	13	2	5	7	4
Colorado	23	7	5	12	4
Columbus	2	0	4	4	0
Dallas	15	4	8	12	6
Detroit	14	4	13	17	6
Edmonton	15	2	6	8	0
Florida	26	10	11	21	8
Los Angeles	14	2	3	5	6
Minnesota	2	0	0	0	0
Montreal	33	7	11	18	10
Nashville	6	1	0	1	4
New Jersey	34	6	14	20	31
NY Islanders	34	5	20	25	12
NY Rangers	43	16	25	41	6
Ottawa	34	6	14	20	20
Philadelphia	34	13	15	28	16
Phoenix	15	1	5	6	0
Pittsburgh	8	2	0	2	6
St. Louis	12	4	7	11	2
San Jose	11	1	6	7	0
Tampa Bay	34	11	18	29	27
Toronto	19	6	7	13	2
Vancouver	11	5	6	11	2
Washington	30	9	17	26	12

MILESTONES

ACHIEVED

600th game (4/2/01 at NY Islanders);
 500th game (2/22/00 at NY Rangers);
 400th game (12/22/98 vs. Los Angeles);
 400th point (1/17/01 at Phoenix);
 300th point (11/6/99 vs. Tampa Bay);
 200th point (3/7/98 vs. Philadelphia);
 100th goal (1/30/99 vs. Boston);
 200th assist (12/15/99 at Carolina);
 100th assist (12/10/96 at Philadelphia)

WITHIN REACH (Current Total):

200th goal (164) 300th assist (294)
 500th point (458)

FIRSTS

NHL Game: 11/7/92 at Toronto
 NHL Assist/Point: 11/10/92 at Minnesota
 NHL Goal: 2/10/93 at NY Rangers (Mike Richter)

GAME HIGHS

Most Goals: 3 – four times – last
 – 1/8/01 at Washington
 Most Assists: 3 – eight times – last
 3/2/01 at NY Rangers
 Most Points: 4 – seven times –
 last – 2/23/01 vs.
 NY Rangers (1+3)
 Most PIM: 15 – two times – last
 – 12/31/95 vs. TB

CAREER STATISTICS

YEAR	TEAM	LEAGUE	Regular Season													Playoffs				
			GP	G	A	PTS	PIM	+/-	PP	SH	GW	S	GP	G	A	PTS	PIM			
1989-90	Skoda Plzen	Czech	1	0	3	3	--	--	--	--	--	--	--	--	--	--	--	--	--	
1990-91	Skoda Plzen	Czech	47	7	24	31	6	--	--	--	--	--	--	--	--	--	--	--	--	
1991-92	Skoda Plzen	Czech	50	27	28	55	20	--	--	--	--	--	--	--	--	--	--	--	--	
1992-93	PITTSBURGH	NHL	42	3	13	16	29	2	0	0	1	28	11	2	1	3	2	2	2	
	Cleveland	IHL	4	4	3	7	0	--	--	--	--	--	--	--	--	--	--	--	--	
1993-94	PITTSBURGH	NHL	84	30	34	64	24	24	2	0	6	130	6	1	0	1	2	2	2	
1994-95	Plzen	Czech	19	10	11	21	18	--	--	--	--	--	--	--	--	--	--	--	--	
	PITTSBURGH	NHL	31	4	12	16	16	E	0	0	0	36	--	--	--	--	--	--	--	
	Ottawa	NHL	6	1	1	2	0	-1	0	0	0	13	--	--	--	--	--	--	--	
1995-96	Ottawa	NHL	43	9	16	25	29	-14	5	0	1	63	--	--	--	--	--	--	--	
	NY Islanders	NHL	22	2	10	12	6	-6	0	0	0	18	--	--	--	--	--	--	--	
	Florida	NHL	12	2	4	6	6	1	1	0	0	17	13	2	2	4	2	2	2	
1996-97	Florida	NHL	55	7	22	29	12	E	2	0	1	94	4	0	0	0	0	0	0	
1997-98	PITTSBURGH	NHL	75	19	23	42	28	-1	4	3	4	117	6	2	0	2	2	2	2	
	Czech Rep.Olympics		6	1	2	3	0	--	--	--	--	--	--	--	--	--	--	--	--	
1998-99	PITTSBURGH	NHL	80	35	48	83	26	12	5	4	4	177	13	6	9	15	6	6	6	
1999-00	PITTSBURGH	NHL	71	20	39	59	26	24	3	1	2	146	11	3	9	12	10	10	10	
2000-01	PITTSBURGH	NHL	82	27	68	95	38	19	7	1	4	185	18	5	8	13	8	8	8	
2001-02	PITTSBURGH	NHL	13	5	4	9	0	E	1	0	1	33	--	--	--	--	--	--	--	
	NHL TOTALS		616	164	294	458	240	63	30	9	24	1057	82	21	29	50	32	32	32	
	PITTSBURGH TOTALS		478	143	241	384	187	83	22	9	22	852	65	19	27	46	30	30	30	





Welcome to the NHL.com Network

at the Official Penguins Store Online
shop.pittsburghpenguins.com



PittsburghPenguins.com

Real-time Media Source
Latest News and Press Releases
Transactions
Updated Statistics / Game Results
Game Information
Exclusive Interviews & Soundbytes
Archived Broadcasts
Exclusive PennNet Programming
Video Highlights





THE PLAYERS

MIKE WILSON 4 - Defenseman



HT/WT: 6-6, 229
Shoots: Left
Born: February 26, 1975
Birthplace: Brampton, Ontario
Acquired: Signed as a free agent,
July 12, 2001

2001-02 NOTES

Played in 21 games with the Penguins...Played the first 12 games of the season in Pittsburgh...Recorded his first point as a Penguin with an assist Oct. 10 vs. the Islanders...Scored his first goal with the Penguin Oct. 24 vs. Dallas...Was a season-high plus-2 in that game and on Oct. 23 at Atlanta...Was assigned to Wilkes-Barre/Scranton Nov. 16...Recalled to Pittsburgh on Feb. 4 and played in four games before being sent back to Wilkes-Barre/Scranton on Feb. 13...Was recalled on Apr. 6 and played in the last five games, going scoreless...Appeared in 46 games with Wilkes-Barre, collecting 12 points and 59 penalty minutes...With the Penguins, had two points (1+1) in eight home games, was scoreless in 13 road games and had one assist in five games vs. Atlantic Division opponents.

CAREER NOTES

2000-01: Recorded one assist and 25 penalty minutes in 19 games with Florida...Recorded an assist Mar. 11 at the Islanders...Played in his 300th career game Oct. 20 at Colorado...Suffered a dislocated shoulder and broken humerus Oct. 22 at Minnesota and missed 61 games...Was assigned to Louisville of the American Hockey League for conditioning Feb. 23 and collected two assists and five penalty minutes in four games...Recalled by Florida on Mar. 4 and returned to the lineup Mar. 7 vs. San Jose...**1999-00:** Set career highs with 16 assists and 20 points and equaled his career-high with four goals...Had a career-high three points (1+2) Mar. 10 at Tampa Bay including the game-winning goal...Had an assist in three consecutive games Jan. 12-15...Scored overtime game-winning goal Nov. 20 vs. Pittsburgh...**1998-99:** Began the season in Las Vegas (IHL), recording four points (3+1) in six games...Signed with Buffalo Dec. 1 and collected three points (1+2) in 30 games before being traded to Florida Mar. 23...Was scoreless in four games with the Panthers...Suffered a concussion Mar. 31 vs. the Islanders and missed the remainder of the season...**1997-98:** Ranked third on Buffalo with a plus-13 rating...Posted eight points (4+4) in 66 games...Played in his 200th game Apr. 18 at Montreal...**1996-97:** Played in a career-high 77 games with Buffalo...Had a three-game point streak from Nov. 27-30 recording three points (1+2)...Recorded one assist and 13 penalty minutes in 15 playoff games...**1995-96:** Began the season with Rochester, recording five assists in 15 games...Made NHL debut Nov. 18 at New Jersey...Picked up his first NHL point with an assist Dec. 15 vs. the Rangers...Scored first goal Jan. 30 at the Islanders against Eric Fichaud...Ranked second on the Sabres with a plus-13 rating...Named Sabres Rookie of the Year...**1992-95:** Spent three seasons with Sudbury of the Ontario Hockey League...In 177 career games, collected 86 points (23+63)...Had his best season in 1994-95 with 47 points (13+34)...Mike and his wife, Kelly spend the off-season in Florida.

THE PLAYERS



2001-02 REAL TIME STATISTICS

TOI/GM	Shifts/GM	Hits	FO% (W/T)
14:51	19.95	46	-- (0/0)

SCORING VS. NHL

Team	GP	G	A	PTS	PIM
Anaheim	7	1	0	1	4
Atlanta	6	0	0	0	2
Boston	20	0	2	2	19
Buffalo	7	0	1	1	4
Calgary	6	1	1	2	10
Carolina	23	1	3	4	8
Chicago	7	0	1	1	2
Colorado	9	1	1	2	8
Columbus	1	0	0	0	0
Dallas	8	1	1	2	10
Detroit	5	0	0	0	0
Edmonton	7	0	1	1	8
Florida	12	0	0	0	12
Los Angeles	6	0	1	1	9
Minnesota	1	0	0	0	7
Montreal	23	3	2	5	10
Nashville	5	0	1	1	0
New Jersey	14	0	4	4	14
NY Islanders	20	1	5	6	14
NY Rangers	18	0	2	2	6
Ottawa	23	1	2	3	24
Philadelphia	18	1	1	2	20
Phoenix	7	0	0	0	8
Pittsburgh	19	2	0	2	6
St. Louis	9	0	1	1	6
San Jose	7	0	1	1	19
Tampa Bay	16	3	8	11	18
Toronto	12	0	1	1	4
Vancouver	6	0	1	1	2
Washington	13	0	0	0	10

MILESTONES

ACHIEVED

300th game (10/20/00 at Colorado)

WITHIN REACH (Current Total):

400th game (335)

FIRSTS

NHL Game: 11/18/95 at New Jersey

NHL Assist/Point: 12/15/95 vs. NY Rangers

NHL Goal: 1/30/96 at NY Islanders
(Eric Fichaud)

GAME HIGHS

Most Goals: 1 - 16 times - last -
10/24/01 vs. Dallas

Most Assists: 2 - three times - last -
3/10/2000 at Tampa Bay

Most Points: 3 - 3/10/00 at
Tampa Bay (1+2)

Most PIM: 19 - 12/15/95 vs. NYR

CAREER STATISTICS

YEAR	TEAM	LEAGUE	Regular Season											Playoffs			
			GP	G	A	PTS	PIM	+/-	PP	SH	GW	S	GP	G	A	PTS	PIM
1992-93	Sudbury	OHL	53	6	7	13	58	--	--	--	--	--	14	1	1	2	2
1993-94	Sudbury	OHL	60	4	22	26	62	--	--	--	--	--	9	1	3	4	8
1994-95	Sudbury	OHL	64	13	34	47	46	--	--	--	--	--	18	1	8	9	10
1995-96	Buffalo	NHL	58	4	8	12	41	13	1	0	1	52	--	--	--	--	--
	Rochester	AHL	15	0	5	5	38	--	--	--	--	--	--	--	--	--	--
1996-97	Buffalo	NHL	77	2	9	11	51	13	0	0	1	57	10	0	1	1	2
1997-98	Buffalo	NHL	66	4	4	8	48	13	0	0	1	52	15	0	1	1	13
1998-99	Las Vegas	IHL	6	3	1	4	6	--	--	--	--	--	--	--	--	--	--
	Buffalo	NHL	30	1	2	3	47	10	0	0	1	40	--	--	--	--	--
	Florida	NHL	4	0	0	0	2	0	0	0	0	8	--	--	--	--	--
1999-00	Florida	NHL	60	4	16	20	35	10	0	0	2	65	4	0	0	0	0
2000-01	Florida	NHL	19	C	1	1	25	-7	0	0	0	26	--	--	--	--	--
	Louisville	AHL	4	0	2	2	5	--	--	--	--	--	--	--	--	--	--
2001-02	Pittsburgh	NHL	21	1	1	2	17	-12	0	0	0	14	--	--	--	--	--
	Wilkes-Barre	AHL	46	3	9	12	59	-3	0	1	1	63	--	--	--	--	--
	NHL TOTALS		335	16	41	57	264	42	1	0	6	363	29	0	2	2	15
	PGH TOTALS		21	1	1	2	17	-12	0	0	0	14	--	--	--	--	--



THE PLAYERS

SHANE ENDICOTT 41 - Center



HT/WT: 6-4, 200
Shoots: Left
Born: December 21, 1981
Birthplace: Saskatoon, Saskatchewan
Acquired: Pittsburgh's second round choice (52nd overall) in the 2000 Entry Draft.

CAREER NOTES

2001-02: Played in four games with the Penguins...Was recalled from Wilkes-Barre/Scranton on Jan. 29 and played in his first NHL game that night at Philadelphia, recording his first career point with an assist...Sent back to Wilkes-Barre/Scranton on Jan. 30...Was recalled on Mar. 9 and played in the next three games with the Penguins, going scoreless before being re-assigned Mar. 16...Tied for third on Wilkes-Barre/Scranton with 39 points (19+20) in 63 games...Ranked fourth on the team in goals, tied for fifth in assists and ranked second in power play goals (8)...His eight power play goals were tied for fourth among AHL rookies...Had a four-game point streak from Oct. 25-Nov. 2, recording five points (2+3)...Also had four three-game scoring streaks...Had a season-high three points (1+2) Nov. 9 at St. John's...Missed 10 games from Feb. 9-27 with a broken hand...Named to the Canadian AHL All-Star Team but missed the game with the broken hand...**2000-01:** Led Seattle of the Western Hockey League with 79 points...Led the team with 36 goals and ranked second with 43 assists...Played in all 72 games...Led the team with nine points (4+5) in nine playoff games...**1999-00:** Tied for fourth on Seattle with 23 goals...Tied for seventh in scoring with 55 points...Ranked sixth in assists...Tied for second on the club with seven points (1+6) in seven playoff games...**1998-99:** One of only two players to appear in all 72 games with Seattle...Ranked seventh on the team with 39 points...Tied for seventh with 26 assists...Had one assist in 11 playoff games...**1997-98:** Was scoreless in five regular season games and five playoff games with Seattle.

SCORING VS. NHL

Team	GP	G	A	PTS	PIM	Team	GP	G	A	PTS	PIM
Anaheim	1	0	0	0	2	Montreal	--	--	--	--	--
Atlanta	--	--	--	--	--	Nashville	--	--	--	--	--
Boston	--	--	--	--	--	New Jersey	--	--	--	--	--
Buffalo	--	--	--	--	--	NY Islanders	--	--	--	--	--
Calgary	--	--	--	--	--	NY Rangers	1	0	0	0	0
Carolina	--	--	--	--	--	Ottawa	--	--	--	--	--
Chicago	--	--	--	--	--	Philadelphia	1	0	1	1	0
Colorado	--	--	--	--	--	Phoenix	--	--	--	--	--
Columbus	1	0	0	0	2	St. Louis	--	--	--	--	--
Dallas	--	--	--	--	--	San Jose	--	--	--	--	--
Detroit	--	--	--	--	--	Tampa Bay	--	--	--	--	--
Edmonton	--	--	--	--	--	Toronto	--	--	--	--	--
Florida	--	--	--	--	--	Vancouver	--	--	--	--	--
Los Angeles	--	--	--	--	--	Washington	--	--	--	--	--
Minnesota	--	--	--	--	--						


CAREER STATISTICS

YEAR	TEAM	LEAGUE	Regular Season										Playoffs					
			GP	G	A	PTS	PIM	+	-	PP	SH	GW	S	GP	G	A	PTS	PIM
1997-98	Seattle	WHL	5	0	0	0	0	0	--	--	--	--	--	5	0	0	0	0
1998-99	Seattle	WHL	72	13	26	39	27	--	--	--	--	--	11	0	1	1	0	
1999-00	Seattle	WHL	70	23	32	55	62	--	--	--	--	--	7	1	6	7	6	
2000-01	Seattle	WHL	72	36	46	79	86	--	--	--	--	--	9	4	5	9	12	
2001-02	Wilkes-Barre	AHL	63	19	20	39	46	-12	8	1	168	--	--	--	--	--	--	
	Pittsburgh	NHL	4	0	1	1	4	-2	0	0	2	--	--	--	--	--	--	
NHL/PGH TOTALS			4	0	1	1	4	-2	0	0	2	--	--	--	--	--	--	

THE PLAYERS



TOM KOSTOPOULOS 37 - Right Wing



HT/WT: 6-0, 200
Shoots: Right
Born: January 24, 1979
Birthplace: Mississauga, Ontario
Acquired: Pittsburgh's seventh round choice (204th overall) in the 1999 Entry Draft.

CAREER NOTES

2001-02: Was recalled from Wilkes-Barre/Scranton on Dec. 28 and made his NHL debut the next night vs. Ottawa, scoring his first NHL goal on his first shot...Picked up an assist in his next game, Jan. 3 at the Islanders...Was re-assigned to Wilkes-Barre/Scranton on Jan. 14...Led Wilkes-Barre/Scranton in scoring with 53 points in 70 games...Led the team in goals (27) and power play goals (10)...Ranked second in assists (26) and short-handed goals (2)...Had three assists Apr. 6 at Hershey...Had a seven-game point streak from Oct. 28-Nov. 17, collecting 12 points (8+4)...Played for Canada in the AHL All-Star Classic...**2000-01:** Became Wilkes-Barre/Scranton's all-time leader in games (226), goals (69), assists (94) and points (163)...Played in all 80 games with the Baby Pens and ranked third on the team with 52 points...Ranked sixth in goals (16), tied for third in assists (36), tied for second in plus-minus (plus-6) and tied for first in short-handed goals (1)...Ranked sixth on the team in playoff scoring with 12 points (3+9)...Had a five-game point streak from May 7-19 (1+4=5)...**1999-00:** Ranked second on the team in goals (26), assists (32) and points (58) in his rookie season...Had a seven-game point streak from Feb. 21-Mar. 4 (2+9=11)...Tallied four assists Mar. 3 vs. Hershey...**1998-99:** Ranked second on London of the Ontario Hockey League with 87 points...Led the team with 60 assists and ranked fourth with 27 goals...Led the Knights in playoff scoring with 35 points (19+16) in 25 games...**1997-98:** Ranked seventh on London with 50 points in 66 games...Ranked seventh with 24 goals, 10th with 26 assists and sixth with 108 penalty minutes...Ranked fourth on the team in playoff scoring with 10 points (6+4) in 16 games...**1996-97:** Ranked 10th on London with 25 points (13+12) in 64 games.

SCORING VS. NHL

Team	GP	G	A	PTS	PIM	Team	GP	G	A	PTS	PIM
Anaheim	--	--	--	--	--	Montreal	--	--	--	--	--
Atlanta	--	--	--	--	--	Nashville	--	--	--	--	--
Boston	2	0	0	0	0	New Jersey	--	--	--	--	--
Buffalo	2	0	1	1	0	NY Islanders	1	0	1	1	0
Calgary	--	--	--	--	--	NY Rangers	2	0	0	0	9
Carolina	--	--	--	--	--	Ottawa	1	1	0	1	0
Chicago	1	0	0	0	0	Philadelphia	--	--	--	--	--
Colorado	--	--	--	--	--	Phoenix	--	--	--	--	--
Columbus	--	--	--	--	--	St. Louis	1	0	0	0	0
Dallas	--	--	--	--	--	San Jose	--	--	--	--	--
Detroit	--	--	--	--	--	Tampa Bay	--	--	--	--	--
Edmonton	--	--	--	--	--	Toronto	1	0	0	0	0
Florida	--	--	--	--	--	Vancouver	--	--	--	--	--
Los Angeles	--	--	--	--	--	Washington	--	--	--	--	--
Minnesota	--	--	--	--	--						

CAREER STATISTICS

YEAR	TEAM	LEAGUE	Regular Season										Playoffs					
			GP	G	A	PTS	PIM	+/-	PP	SH	GW	S	GP	G	A	PTS	PIM	
1996-97	London	OHL	64	13	12	25												
1997-98	London	OHL	66	24	26	50	108	--	--	--	--	--	16	6	4	10		
1998-99	London	OHL	66	27	60	87	114	--	--	--	--	--	--	--	--	--	--	--
1999-00	Wilkes-Barre	AHL	70	26	32	58	121	-15	6	2	2	177	--	--	--	--	--	--
2000-01	Wilkes-Barre	AHL	80	16	36	52	120	6	5	1	0	214	21	3	9	12	6	
2001-02	Wilkes-Barre	AHL	70	27	26	53	112	-1	10	2	3	217	--	--	--	--	--	
	Pittsburgh	NHL	11	1	2	3	9	-1	0	0	0	8	--	--	--	--	--	
	NHL/PGH TOTALS		11	1	2	3	9	-1	0	0	0	8	--	--	--	--	--	



THE PLAYERS

FRANCOIS LEROUX 36 - Defenseman



HT/WT: 6-6, 247
Shoots: Left
Born: April 18, 1970
Birthplace: Ste-Adele, Quebec
Acquired: Signed as a free agent, July 16, 2002

CAREER NOTES

2001-02: Played in 60 games for the Berlin Capitals in the German League... Led the team with 110 penalty minutes... Ranked fourth among team defensemen with 10 assists and 11 points... **2000-01:** Led Springfield (AHL) with 180 penalty minutes in 65 games... Ranked sixth among team defensemen with 10 points (4+6) and fourth in goals... **1999-00:** Recorded nine points (3+6) in 64 games with Springfield... Ranked fifth on the team with 162 penalty minutes... Ranked seventh among team defensemen in points... **1998-99:** Played in 13 games with Grand Rapids of the International Hockey League... Recorded two points (1+1) and 22 penalty minutes... **1997-98:** Recorded three points (1+2) and 140 penalty minutes with Colorado... Ranked third on the team in penalty minutes... Scored his only goal of the season Jan. 8 vs. Vancouver... Missed 23 games due to injury - five with back spasms, three with a thumb injury and 15 with a shoulder injury... **1996-97:** Was plus or even in 49 of his 59 games with the Penguins... Recorded one assist Dec. 30 vs. Washington, Feb. 16 vs. Philadelphia and Mar. 22 vs. New Jersey... Missed five games due to injury - two with a hip pointer and three with back spasms... **1995-96:** Set career highs in games (66), goals (2), assists (9), points (11) and penalty minutes (161)... Led the Penguins in penalty minutes... Scored his first NHL goal Nov. 1 vs. Tampa Bay... Scored his first playoff goal, the game winning goal, in Game Five of the Eastern Conference Quarterfinals vs. Washington Apr. 26... **1994-95:** Led the Penguins with 114 penalty minutes in 40 games... Was plus-21 in 44 games with Prince Edward Island (AHL), prior to being claimed on waivers by the Penguins from Ottawa... **1993-94:** Split the season between Ottawa and PEI, appearing in 23 games with Ottawa... **1992-93:** Played one game with Edmonton... **1991-92:** Played in 61 games with Cape Breton (AHL)... **1990-91:** Played in one game with Edmonton, recording two assists in the Oilers last regular season game Mar. 31 vs. Winnipeg... **1989-90:** Made his NHL debut against the Penguins Jan. 21... **1988-89:** Set junior career highs with St. Jean (QMJHL) with 42 points (8+34) and 185 penalty minutes.

CAREER STATISTICS

YEAR	TEAM	LEAGUE	Regular Season											Playoffs				
			GP	G	A	PTS	PIM	+/-	PP	SH	GW	S	GP	G	A	PTS	PIM	
1987-88	St. Jean	QMJHL	58	3	8	11	143	--	--	--	--	--	7	2	0	2	21	
1988-89	St. Jean	QMJHL	57	8	34	42	185	--	--	--	--	--	--	--	--	--	--	
1989-90	Edmonton	NHL	2	0	0	0	0	1	0	0	0	0	--	--	--	--	--	
	Victoriaville	QMJHL	54	4	33	37	169	--	--	--	--	--	--	--	--	--	--	
1990-91	Edmonton	NHL	3	0	1	1	0	-2	0	0	0	0	--	--	--	--	--	
	Edmonton	NHL	1	0	2	2	0	1	0	0	0	1	--	--	--	--	--	
1991-92	Cape Breton	AHL	71	2	7	9	124	--	--	--	--	--	4	0	1	1	19	
	Edmonton	NHL	4	0	0	0	7	-1	0	0	0	0	--	--	--	--	--	
1992-93	Cape Breton	AHL	61	7	22	29	114	--	--	--	--	--	5	0	0	0	8	
	Edmonton	NHL	1	0	0	0	4	E	0	0	0	0	--	--	--	--	--	
1993-94	Cape Breton	AHL	55	10	24	34	139	--	--	--	--	--	16	0	5	5	29	
	Ottawa	NHL	23	0	1	1	70	-4	0	0	0	8	--	--	--	--	--	
1994-95	P.E.I. Senators	AHL	25	4	6	10	52	--	--	--	--	--	--	--	--	--	--	
	P.E.I. Senators	AHL	45	4	14	18	137	--	--	--	--	--	--	--	--	--	--	
1995-96	Pittsburgh	NHL	40	0	2	2	114	7	0	0	0	19	12	0	2	2	14	
	Pittsburgh	NHL	66	2	9	11	161	2	0	0	0	43	18	1	1	2	20	
1996-97	Pittsburgh	NHL	59	0	3	3	81	-3	0	0	0	5	3	0	0	0	0	
1997-98	Colorado	NHL	50	1	2	3	140	-3	0	0	0	14	--	--	--	--	--	
1998-99	Grand Rapids	IHL	13	1	1	2	22	--	--	--	--	--	--	--	--	--	--	
1999-00	Springfield	AHL	64	3	6	9	162	--	--	--	--	--	5	0	0	0	2	
2000-01	Springfield	AHL	65	4	6	10	180	--	--	--	--	--	--	--	--	--	--	
2001-02	Berlin Caps	Germany	56	1	10	11	110	--	--	--	--	--	--	--	--	--	--	
NHL TOTALS			249	3	20	23	577	-2	0	0	0	90	33	1	3	4	34	
PGH TOTALS			165	2	14	16	356	6	0	0	0	67	33	1	3	4	34	

THE PLAYERS



ERIC MELOCHE 72 - Right Wing



HT/WT: 5-10, 195
Shoots: Right
Born: May 1, 1976
Birthplace: Montreal, Quebec
Acquired: Pittsburgh's seventh round choice (186th overall) in the 1996 Entry Draft.

CAREER NOTES

2001-02: Began the season in Wilkes-Barre/Scranton (AHL)...Recalled by the Penguins on Jan. 14...Made his NHL debut Jan. 15 at Vancouver and was scoreless and a season-high plus-1...Picked up an assist for his first career NHL point Jan. 24 at the Islanders...Had a season high four shots Feb. 7 at Montreal and Mar. 13 at Anaheim...Was assigned to Wilkes-Barre/Scranton on Mar. 20...Played in 55 games with the Baby Pens and ranked eighth on the club with 27 points...Tied for sixth on the team with 13 goals...Recorded his first career hat trick and added an assist for a career-high four points Dec. 29 at Hershey...**2000-01:** Ranked sixth on Wilkes-Barre/Scranton with 40 points (20+20) in 79 games during his first professional season...His 20 goals ranked fourth on the team...Recorded 16 points (6+10) in 21 playoff games, ranking fourth on the team in scoring...Finished second among AHL rookies in playoff points, fourth in goals, first in assists and tied for first in power play goals (4)...**1999-00:** Led Ohio State (CCHA) with 20 goals in his senior season...Ranked second on the team in points (31) and led the team and the CCHA with 138 penalty minutes...**1998-99:** Ranked third on Ohio State with 27 points...Was second with 11 goals, fourth with 16 assists and third with 87 penalty minutes...**1997-98:** Led the Buckeyes with 26 goals, ranked third in points and assists and ranked sixth in the CCHA in points...His 86 penalty minutes ranked third on the team...**1996-97:** In his freshman season, ranked sixth on Ohio State with 23 points...Tied for third on the club with 12 goals.

SCORING VS. NHL

Team	GP	G	A	PTS	PIM	Team	GP	G	A	PTS	PIM
Anaheim	1	0	0	0	0	Montreal	1	0	0	0	0
Atlanta	1	0	0	0	0	Nashville	--	--	--	--	--
Boston	--	--	--	--	--	New Jersey	1	0	0	0	2
Buffalo	--	--	--	--	--	NY Islanders	2	0	1	1	0
Calgary	1	0	0	0	0	NY Rangers	2	0	0	0	0
Carolina	2	0	0	0	0	Ottawa	1	0	0	0	0
Chicago	--	--	--	--	--	Philadelphia	2	0	0	0	0
Colorado	--	--	--	--	--	Phoenix	--	--	--	--	--
Columbus	2	0	0	0	0	St. Louis	--	--	--	--	--
Dallas	--	--	--	--	--	San Jose	1	0	0	0	0
Detroit	1	0	0	0	0	Tampa Bay	1	0	0	0	2
Edmonton	1	0	0	0	2	Toronto	--	--	--	--	--
Florida	1	0	0	0	0	Vancouver	1	0	0	0	2
Los Angeles	1	0	0	0	0	Washington	--	--	--	--	--
Minnesota	--	--	--	--	--						

CAREER STATISTICS

YEAR	TEAM	LEAGUE	Regular Season											Playoffs				
			GP	G	A	PTS	PIM	+/-	PP	SH	GW	S	GP	G	A	PTS	PIM	
1995-96	Cornwall	Tier III	64	68	53	121	162	--	--	--	--	--	--	--	--	--	--	--
1996-97	Ohio State	CCHA	39	12	11	23	78	--	--	--	--	--	--	--	--	--	--	--
1997-98	Ohio State	CCHA	42	26	22	48	86	--	--	--	--	--	--	--	--	--	--	--
1998-99	Ohio State	CCHA	35	11	16	27	87	--	--	--	--	--	--	--	--	--	--	--
1999-00	Ohio State	CCHA	35	20	11	31	138	--	--	--	--	--	--	--	--	--	--	--
2000-01	Wilkes-Barre	AHL	79	20	20	40	72	-9	4	0	4	149	21	6	10	16	17	
2001-02	Wilkes-Barre	AHL	55	13	14	27	91	-4	4	1	119	--	--	--	--	--	--	
	Pittsburgh	NHL	23	0	1	1	8	-7	0	0	0	29	--	--	--	--	--	
	NHL/PGH TOTALS		23	0	1	1	8	-7	0	0	0	29	--	--	--	--	--	



THE PLAYERS

DICK TARNSTROM - Defenseman



HT/WT: 6-2, 200
Shoots: Left
Born: January 20, 1975
Birthplace: Sundbyberg, Sweden
Acquired: Claimed off of waivers from the New York Islanders, August 7, 2002.

CAREER NOTES

2001-02: Played in his first NHL season...Tied for fourth among Islanders' defensemen in goals (3), ranked fourth in assists (16) and points (19)...Made his NHL debut Oct. 30 vs. Florida...Notched an assist for his first career point Nov. 27 vs. Washington...Scored first NHL goal Jan. 17 at San Jose...Had a five-game point streak from Jan. 17-26, recording seven points (2+5)...Missed seven games from Mar. 28 - Apr. 8 with a wrist strain...Began the season in Bridgeport (AHL). **2000-01:** Ranked fifth on AIK (Sweden) and first among defensemen with 28 points (10+18) in 50 games...Tied for seventh on the team in goals and ranked fifth in assists...**1999-00:** Ranked seventh on AIK in scoring and placed second among team defensemen in goals(7), assists (15) and points (22)...**1998-99:** Led AIK defensemen in goals (9), assists (14) and points (23)...**1997-98:** Tied for eighth on AIK with 14 points...Ranked second among team defensemen in assists (12) and points...**1996-97:** Collected eight points (5+3) in 49 games with AIK...Tied for third among team defensemen...**1995-96:** Tallied five assists in 40 games with AIK...**1994-95:** Ranked second on AIK among defensemen with 12 points (8+4) in 37 games...His eight goals ranked sixth on the club...Recorded four points (2+2) in seven games for Sweden at the 1995 World Junior Championships, winning a bronze medal...**1993-94:** Scored five goals for Sweden in seven games at the World Junior Championship, winning a silver medal.

SCORING VS. NHL

Team	GP	G	A	PTS	PIM	Team	GP	G	A	PTS	PIM
Anaheim	-	-	-	-	-	Montreal	4	0	2	2	2
Atlanta	4	0	1	1	6	Nashville	1	0	0	0	2
Boston	3	0	1	1	0	New Jersey	3	0	0	0	2
Buffalo	3	0	1	1	2	NY Rangers	5	1	2	3	2
Calgary	2	0	1	1	0	Ottawa	4	0	1	1	0
Carolina	-	-	-	-	-	Philadelphia	5	0	0	0	4
Chicago	1	0	0	0	0	Phoenix	1	0	0	0	0
Colorado	2	0	0	0	2	Pittsburgh	4	0	2	2	2
Columbus	1	0	0	0	0	San Jose	1	1	0	1	0
Dallas	1	0	0	0	2	St. Louis	1	0	0	0	0
Detroit	1	0	0	0	2	Tampa Bay	2	0	1	1	6
Edmonton	1	0	1	1	2	Toronto	3	0	0	0	2
Florida	3	1	1	2	0	Vancouver	1	0	0	0	0
Los Angeles	1	0	1	1	0	Washington	2	0	1	1	0
Minnesota	2	0	0	0	0						

CAREER STATISTICS

YEAR	TEAM	LEAGUE	Regular Season										Playoffs				
			GP	G	A	PTS	PIM	+/-	PP	SH	GW	S	GP	G	A	PTS	PIM
1992-93	AIK	Sweden	3	0	0	0	0	-	-	-	-	-	-	-	-	-	-
1993-94	AIK	Sweden	33	1	4	5	-	-	-	-	-	-	-	-	-	-	
1994-95	AIK	Sweden	37	8	4	12	26	-	-	-	-	-	-	-	-	-	
1995-96	AIK	Sweden	40	0	5	5	32	-	-	-	-	-	-	-	-	-	
1996-97	AIK	Sweden	49	5	3	8	38	-	-	-	-	7	0	1	1	6	
1997-98	AIK	Sweden	45	2	12	14	30	-	-	-	-	-	-	-	-	-	
1998-99	AIK	Sweden	47	9	14	23	36	-	-	-	-	-	-	-	-	-	
1999-00	AIK	Sweden	42	7	15	22	20	-	-	-	-	-	-	-	-	-	
2000-01	AIK	Sweden	50	10	18	28	28	-	-	-	-	5	0	0	0	8	
2001-02	NY Islanders	NHL	62	3	16	19	38	-12	0	0	0	59	5	0	0	0	2
	Bridgeport	AHL	9	0	2	2	2	-	-	-	-	-	-	-	-	-	
NHL TOTALS			62	3	16	19	38	-12	0	0	0	59	5	0	0	0	2

THE PLAYERS



VLADIMIR VUJTEK 19 - Left Wing



HT/WT: 6-1, 190
Shoots: Left
Born: February 17, 1972
Birthplace: Ostrava, Czech Rep.
Acquired: Signed as a free agent,
 July 15, 2002

CAREER NOTES

2001-02: Played 45 games for HPK Hameenlinna in Finland...Ranked third in the league with 58 points...His 39 assists ranked fourth in the league...Led Hameenlinna in points and assists and tied for second in goals (19)...Led the team with 11 playoff points in eight games...Tied for first on the team with four playoff goals and led the team with seven assists. **2000-01:** Spent the season with Sparta Praha in the Czech League...Tied for fourth on the team with 29 points...Ranked third on the team with 18 assists and sixth in goals with 11...Ranked fifth on the team with nine points (3+6) in 13 playoff games...**1999-00:** Was scoreless in three NHL games with Atlanta...Missed majority of the season recovering from facial injuries suffered in the pre-season Sept. 18 vs. the Rangers...Collected 31 points (12+19) in just 21 games with Sparta Praha in the Czech League...Ranked eighth on the team in points...**1998-99:** Tied for sixth in the Czech League in scoring with 55 points (20+35)...Led Vitkovice in points and assists and ranked second in goals...**1997-98:** Played in 30 games with the Tampa Bay Lightning...Scored a goal Oct. 23 at Boston...Scored the game-winning goal Dec. 17 vs. Boston...Missed the majority of the season recovering from Epstein-Barr Virus...**1996-97:** Ranked second in the Finnish Elite League in scoring...Led Assat Pori in goals, assists and points, playing in all 50 games...Scored seven goals in the World Championships for the Czech Republic to lead the tournament in goals...**1995-96:** Ranked eighth on Vitkovice (Czech) in scoring with 13 points in 26 games...**1994-95:** Played for three teams in, Vitkovice (Czech), Cape Breton (AHL) and Las Vegas (IHL)...Tied for 11th on Cape Breton in scoring with 21 points in 30 games...**1993-94:** Played in 40 games with Edmonton...Missed 32 games due to a dislocated left shoulder which required surgery Feb. 18...Had a four-game point streak from Nov. 13-20, collecting five points (1+4)...**1992-93:** Split the season between Edmonton and Cape Breton (AHL)...Made Oilers debut Oct. 6 vs. Vancouver...Scored his first NHL goal Oct. 28 vs. Minnesota...**1991-92:** Played two games with Montreal...Joined the Canadiens after playing 53 games with Tri-City in the Western Hockey League...Ranked third on Tri-City with 102 points (41+61) and was named to the WHL West Division First All-Star Team...**1990-91:** Played for Tri-City recording 44 points (26+18) in only 37 games.


CAREER STATISTICS

YEAR	TEAM	LEAGUE	Regular Season													Playoffs				
			GP	G	A	PTS	PIM	+	-	PP	SH	GW	S	GP	G	A	PTS	PIM		
1988-89	Vitkovice	Czech	3	0	1	1	0	--	--	--	--	--	--	--	--	--	--	--	--	
1989-90	Vitkovice	Czech	22	3	4	7	--	--	--	--	--	--	7	4	3	7	--	--	--	
1990-91	Vitkovice	Czech	26	7	4	11	--	--	--	--	--	--	--	--	--	--	--	--	--	
	Tri-City	WHL	37	26	18	44	74	--	--	--	--	--	7	2	3	5	4	--	--	
1991-92	Tri-City	WHL	53	41	61	102	114	--	--	--	--	--	--	--	--	--	--	--	--	
	Montreal	NHL	2	0	0	0	0	-1	0	0	0	1	--	--	--	--	--	--	--	
1992-93	Edmonton	NHL	30	1	10	11	8	-1	0	0	0	49	--	--	--	--	--	--	--	
	Cape Breton	AHL	20	10	9	19	14	--	--	--	--	--	1	0	0	0	0	--	--	
1993-94	Edmonton	NHL	40	4	15	19	14	-7	1	0	0	66	--	--	--	--	--	--	--	
1994-95	Vitkovice	Czech	18	5	7	12	51	--	--	--	--	--	--	--	--	--	--	--	--	
	Cape Breton	AHL	30	10	11	21	30	--	--	--	--	--	--	--	--	--	--	--	--	
	Las Vegas	IHL	1	0	0	0	0	--	--	--	--	--	--	--	--	--	--	--	--	
1995-96	Vitkovice	Czech	26	6	7	13	--	--	--	--	--	--	4	1	1	2	--	--	--	
1996-97	Assat-Pori	Finland	50	27	31	58	48	--	--	--	--	--	4	1	2	3	2	--	--	
1997-98	Tampa Bay	NHL	30	2	4	6	16	-2	0	0	1	44	--	--	--	--	--	--	--	
	Adirondack	AHL	2	1	2	3	0	--	--	--	--	--	--	--	--	--	--	--	--	
1998-99	Vitkovice	Czech	47	20	35	55	75	--	--	--	--	--	--	--	--	--	--	--	--	
1999-00	Atlanta	NHL	3	0	0	0	0	E	0	0	0	2	--	--	--	--	--	--	--	
	Sparta Praha	Czech	21	12	19	31	10	--	--	--	--	--	8	2	3	5	10	--	--	
2000-01	Sparta Praha	Czech	38	11	18	29	28	--	--	--	--	--	13	3	6	9	4	--	--	
2001-02	Hameenlinna	Finland	45	19	39	58	38	--	--	--	--	--	8	4	7	11	6	--	--	
	NHL TOTALS		105	7	29	36	38	-11	1	0	1	162	--	--	--	--	--	--	--	



THE PLAYERS

SEBASTIEN CARON - Goaltender



HT/WT: 6-1, 160
Catches: Left
Born: June 25, 1980
Birthplace: Amqui, Quebec
Acquired: Pittsburgh's fourth round choice (86th overall) in the 1999 Entry Draft.

2001-02: Led Wilkes-Barre/Scranton in games, wins, shutouts and goals against average...**2000-01:** Led the team and tied for second in the AHL with four shutouts...Unbeaten in eight starts (7-0-1) from Oct. 22-Nov. 26...Named AHL Goaltender of the Month in December...**1999-00:** Led the QMJHL with 38 wins for Rimouski and set a team record for regular season wins...Led Rimouski to the Memorial Cup championship with a 12-2 record in the post-season...Named to the Memorial Cup All-Star Team...**1998-99:** Led Rimouski with a 3.25 goals against average.

CAREER STATISTICS

YEAR	TEAM	LEAGUE	Regular Season							Playoffs						
			GP	W	L	T	MIN	GA	SO	GAA	GP	W-L	MIN	GA	SO	GAA
1997-98	Pentagone	QAJHL	17	--	--	--	762	48	1	2.84	--	--	--	--	--	--
1998-99	Rimouski	QMJHL	30	13	10	3	1570	85	0	3.25	2	1-0	68	0	0	0.00
1999-00	Rimouski	QMJHL	54	38	11	3	3040	179	1	3.53	14	12-2	828	50	0	3.62
2000-01	Wilkes-Barre	AHL	30	12	14	3	1746	103	4	3.54	--	--	--	--	--	
2001-02	Wilkes-Barre	AHL	46	14	22	8	2671	139	1	3.12	--	--	--	--	--	

* = League Leader

KONSTANTIN KOLTSOV - Right Wing



HT/WT: 6-0, 190
Shoots: Left
Born: April 17, 1981
Birthplace: Minsk, Belarus
Acquired: Pittsburgh's first round choice (18th overall) in the 1999 Entry Draft.

2001-02: Combined for four points (2+2) in 33 games with Ak Bars Kazan and Spartak Moscow...Posted eight points (7+1) in five games with Belarus at the World Championships...Played for Belarus at the 2002 Winter Olympics...**2000-01:** Tenth on Ak Bars with 15 points while appearing in 24 of 42 games...Tied for ninth on the team in goals (7) and tied for seventh in assists (8)...**1999-00:** Tied for 14th on Metallurg Novokuznetsk in points...Had four points (3+1) in five games with Belarus at the World Junior Championships...**1998-99:** Tied for 3th on Severstal Cherepovets with three goals...Had seven points (4+3) a plus-7 mark and 30 penalty minutes in six games at the World Junior Championships with Belarus.

CAREER STATISTICS

YEAR	TEAM	LEAGUE	Regular Season													Playoffs				
			GP	G	A	PTS	PIM	+/-	PP	SH	GW	S	GP	G	A	PTS	PIM			
1997-98	Minsk	Div. 1	52	15	18	33	60	--	--	--	--	--	--	--	--	--	--			
1998-99	Cherepovets	Russia	33	3	0	3	8	--	--	--	--	--	--	--	--	--	--			
1999-00	Novokuznetsk	Russia	30	3	4	7	12	--	--	--	--	--	11	1	1	2	6			
2000-01	Ak Bars	Russia	24	7	8	15	10	--	--	--	--	--	2	0	0	0	4			
2001-02	Belarus	Olympic	2	0	0	0	0	E	0	0	0	8	--	--	--	--	--			
	Ak Bars	Russia	10	1	2	3	2	--	--	--	--	--	--	--	--	--	--			
	Spartak	Russia	23	1	0	1	12	--	--	--	--	--	--	--	--	--	--			

THE PLAYERS



ROSS LUPASCHUK - Defenseman



HT/WT: 6-1, 211
Shoots: Right
Born: January 19, 1981
Birthplace: Edmonton, Alberta
Acquired: Acquired from Washington with Kris Beech and Michal Sivek for Jaromir Jagr and Frantisek Kucera, July 11, 2001

2001-02: Seventh on Wilkes-Barre/Scranton and second among team defensemen with 29 points... Tied for eighth on the team with nine goals and tied for fifth with 20 assists... **2000-01:** Tied for fifth on Red Deer (WHL) with 65 points and fourth with 28 goals... Fifth on the team in playoff scoring and assists, seventh in goals... **1999-00:** Combined for 56 points with Prince Albert and Red Deer... Finished the season third on Red Deer in points, fourth in goals and second in assists... **1998-99:** Second among Prince Albert defenders in goals (8), assists (20) and points (28)... Tenth overall on the team in scoring... **1997-98:** Tied for 11th on the team with 18 points.

CAREER STATISTICS

YEAR	TEAM	LEAGUE	Regular Season											Playoffs				
			GP	G	A	PTS	PIM	+/-	PP	SH	GW	S	GP	G	A	PTS	PIM	
1996-97	Edmonton	AAHA	65	6	22	27	87	--	--	--	--	--	--	--	--	--	--	--
1997-98	Prince Albert	WHL	67	6	12	18	170	--	--	--	--	--	--	--	--	--	--	--
1998-99	Prince Albert	WHL	67	8	20	28	127	--	--	--	--	--	14	4	9	13	16	--
1999-00	Prince Albert	WHL	22	8	8	16	42	--	--	--	--	--	--	--	--	--	--	--
	Red Deer	WHL	46	13	27	40	116	--	--	--	--	--	4	0	1	1	10	--
2000-01	Red Deer	WHL	65	28	37	65	132	--	--	--	--	--	22	5	10	15	54	--
2001-02	Wilkes-Barre	AHL	72	9	20	29	91	-10	3	0	1	149	--	--	--	--	--	--

MATT MURLEY - Left Wing



HT/WT: 6-1, 192
Shoots: Left
Born: December 17, 1979
Birthplace: Troy, NY
Acquired: Pittsburgh's second round choice (51st overall) in the 1999 Entry Draft.

2001-02: Voted RPI's MVP after leading the team in goals (24) and ranking second in assists (22) and points (46)... Led the ECAC in goals and was second in points... Ranked fifth nationally with 1.44 points per game and sixth with 0.75 goals per game... Named All-ECAC First Team... Missed four games with mononucleosis... **2000-01:** Led RPI with 24 goals and 42 points... Fourth on the team with 18 assists... **1999-00:** Led RPI with 29 assists, was second with 38 points and tied for fourth with nine goals... **1998-99:** Finished second on RPI during his freshman year with 49 points... Tied for second in assists (32) and tied for third in goals (17).

CAREER STATISTICS

YEAR	TEAM	LEAGUE	Regular Season											Playoffs				
			GP	G	A	PTS	PIM	+/-	PP	SH	GW	S	GP	G	A	PTS	PIM	
1997-98	Syracuse	Jr. A	49	56	70	126	203	--	--	--	--	--	--	--	--	--	--	--
1998-99	RPI	ECAC	36	17	32	49	32	--	--	--	--	--	--	--	--	--	--	--
1999-00	RPI	ECAC	35	9	29	38	42	--	--	--	--	--	--	--	--	--	--	--
2000-01	RPI	ECAC	34	24	18	42	34	--	--	--	--	--	--	--	--	--	--	--
2001-02	RPI	ECAC	32	24	22	46	26	--	8	1	2	--	--	--	--	--	--	--



THE PLAYERS

BROOKS ORPIK - Defenseman



HT/WT: 6-3, 217
Shoots: Left
Born: September 26, 1980
Birthplace: Amherst, NY
Acquired: Pittsburgh's first round choice (18th overall) in the 2000 Entry Draft.

2001-02: Tied for 13th on Wilkes-Barre/Scranton with 20 points, which tied for fourth among team defensemen...Third among team blueliners with 18 assists...**2000-01:** Sixth on Boston College and first among defensemen with 20 assists, 13th in team scoring...Led Hockey East with 124 penalty minutes...**1999-00:** Led Boston College with 102 penalty minutes...Thirteenth on the team with nine assists and 10 points...**1998-99:** Led Hockey East with 96 penalty minutes...Tied for 11th on the team with 10 assists, tied for 14th with 11 points.

CAREER STATISTICS

YEAR	TEAM	LEAGUE	GP	Regular Season										Playoffs				
				G	A	PTS	PIM	+/-	PP	SH	GW	S	GP	G	A	PTS	PIM	
1996-97	Thayer Acad.	HS	20	4	1	5	--	--	--	--	--	--	--	--	--	--	--	--
1997-98	Thayer Acad.	HS	22	0	7	7	--	--	--	--	--	--	--	--	--	--	--	--
1998-99	Boston College	HE	41	1	10	11	*96	--	--	--	--	--	--	--	--	--	--	--
1999-00	Boston College	HE	38	1	9	10	102	--	--	--	--	--	--	--	--	--	--	--
2000-01	Boston College	HE	40	0	20	20	*124	--	--	--	--	--	--	--	--	--	--	--
2001-02	Wilkes-Barre	AHL	78	2	18	20	99	2	1	0	0	72	--	--	--	--	--	--

* = League Leader

ROBERT SCUDERI - Defenseman



HT/WT: 6-2, 194
Shoots: Left
Born: December 30, 1978
Birthplace: Syosset, NY
Acquired: Pittsburgh's fifth round choice (134th overall) in the 1998 Entry Draft.

2001-02: Tied for ninth on Wilkes-Barre/Scranton with 23 points, which was third among defensemen...Fourth on the team with 22 assists...**2000-01:** Tied for eighth on Boston College with 23 points and tied for seventh with 19 assists...**1999-00:** Twelfth on the Eagles with 13 points, 11th with 12 assists...Fourth among defensemen in scoring...**1998-99:** Seventeenth on the team with 10 points...**1997-98:** Fifth on Boston College with 24 assists in his freshman season...Ninth on the team in scoring with 24 points in 42 games.

CAREER STATISTICS

YEAR	TEAM	LEAGUE	GP	Regular Season										Playoffs				
				G	A	PTS	PIM	+/-	PP	SH	GW	S	GP	G	A	PTS	PIM	
1995-96	Apple Core	MJBHL	76	18	60	78	--	--	--	--	--	--	--	--	--	--	--	--
1996-97	Apple Core	MJBHL	82	42	70	112	64	--	--	--	--	--	--	--	--	--	--	--
1997-98	Boston College	HE	42	0	24	24	12	--	--	--	--	--	--	--	--	--	--	--
1998-99	Boston College	HE	41	2	8	10	20	--	--	--	--	--	--	--	--	--	--	--
1999-00	Boston College	HE	42	1	12	13	22	--	--	--	--	--	--	--	--	--	--	--
2000-01	Boston College	HE	43	4	19	23	42	--	--	--	--	--	--	--	--	--	--	--
2001-02	Wilkes-Barre	AHL	75	1	22	23	66	-4	1	0	0	132	--	--	--	--	--	--

THE PLAYERS



MICHAL SIVEK - Center



HT/WT: 6-3, 209
Shoots: Left
Born: January 21, 1981
Birthplace: Nachod, Czech Rep.
Acquired: Acquired from Washington with Kris Beech and Ross Lupaschuk for Jaromir Jagr and Frantisek Kucera, July 11, 2001

2001-02: Split the season between Wilkes-Barre/Scranton (AHL) and Sparta Praha in the Czech Republic...Finished the season in 17th place in scoring on both teams...**2000-01:** Twelfth on Sparta Praha in scoring, ninth in goals...**1999-00:** Finished fourth on Prince Albert (WHL) with 60 points, second with 37 assists and fifth with 23 goals...Tied for second in playoff scoring with five points...**1998-99:** Finished the season eleventh on Kladno with 12 points...Had one goal in one game with Sparta Praha.

CAREER STATISTICS

YEAR	TEAM	LEAGUE	Regular Season													Playoffs				
			GP	G	A	PTS	PIM	+/-	PP	SH	GW	S	GP	G	A	PTS	PIM			
1997-98	Sparta Praha	Czech Jr	31	13	8	21	-	-	-	-	-	-	-	-	-	-	-	-		
	Sparta Praha	Czech	25	1	1	2	10	-	-	-	-	-	-	5	1	0	1	0		
1998-99	Sparta Praha	Czech	1	1	0	1	-	-	-	-	-	-	-	-	-	-	-	-		
	Kladno	Czech	34	3	8	11	24	-	-	-	-	-	-	-	-	-	-	-		
1999-00	Prince Albert	WHL	53	23	37	60	65	-	-	-	-	-	6	1	4	5	10			
2000-01	Sparta Praha	Czech	32	6	7	13	28	-	-	-	-	-	13	4	2	6	8			
2001-02	Wilkes-Barre	AHL	25	4	8	12	30	-12	3	0	0	68	-	-	-	-	-			
	Sparta Praha	Czech	17	5	3	8	20	-	-	-	-	-	12	0	1	1	10			

TOMAS SUROVY - Center



HT/WT: 6-1, 187
Shoots: Left
Born: September 24, 1981
Birthplace: Banska Bystrica, Czech Rep.
Acquired: Pittsburgh's fifth round choice (120th overall) in the 2001 Entry Draft.

2001-02: Fifth on Wilkes-Barre/Scranton (AHL) with 33 points and second with 23 goals...Posted hot trick against Hershey on Apr. 6 in a 6-4 loss...**2000-01:** Finished second on Poprad (Slovakia) with 50 points...Tied for first on the team with 22 goals, and tied for second with 28 assists...His 50 points and 22 goals were both tied for 10th in the league.

CAREER STATISTICS

YEAR	TEAM	LEAGUE	Regular Season													Playoffs			
			GP	G	A	PTS	PIM	+/-	PP	SH	GW	S	GP	G	A	PTS	PIM		
1999-00	Bystrica	Slovak-2	39	25	29	54	4	-	-	-	-	-	-	-	-	-	-	-	
2000-01	Poprad	Slovakia	53	22	28	50	30	-	-	-	-	-	6	2	1	3	14		
2001-02	Wilkes-Barre	AHL	65	23	10	33	37	-9	4	0	3	152	-	-	-	-	-		



COLBY ARMSTRONG - Right Wing

HT/WT: 5-11, 185
Shoots: Right
Born: November 23, 1982
Birthplace: Lloydminster, Saskatchewan
Acquired: Pittsburgh's first round choice (21st overall) in the 2001 Entry Draft.

YEAR	TEAM	LEAGUE	GP	G	A	PTS	PIM	+/-	PP	SH	GW	S	GP	G	A	PTS	PIM
1998-99	Red Deer	WHL	1	0	1	1	0	--	--	--	--	--	--	--	--	--	--
1999-00	Red Deer	WHL	68	13	25	38	122	--	--	--	--	--	2	0	1	1	11
2000-01	Red Deer	WHL	72	36	42	78	156	--	--	--	--	--	21	6	6	12	39
2001-02	Red Deer	WHL	64	27	41	68	115	--	--	--	--	--	23	6	10	16	32



BRENDAN BUCKLEY - DEFENSEMAN

HT/WT: 6-1, 200
Shoots: Left
Born: February 26, 1977
Birthplace: Needham, MA
Acquired: Signed as a free agent, Sept. 28, 2000

YEAR	TEAM	LEAGUE	GP	G	A	PTS	PIM	+/-	PP	SH	GW	S	GP	G	A	PTS	PIM
1995-96	Boston Coll.	HE	36	0	4	4	72	--	--	--	--	--	--	--	--	--	--
1996-97	Boston Coll.	HE	38	2	6	8	90	--	--	--	--	--	--	--	--	--	--
1997-98	Boston Coll.	HE	41	1	12	13	69	--	--	--	--	--	--	--	--	--	--
1998-99	Boston Coll.	HE	43	1	13	14	75	--	--	--	--	--	--	--	--	--	--
1999-00	Quad-City Cincinnati	AHL	61	1	10	11	73	--	--	--	--	--	9	1	0	1	10
2000-01	Wilkes-Barre	AHL	4	0	0	0	6	--	--	--	--	--	21	0	2	2	33
2001-02	Wilkes-Barre	AHL	80	1	19	20	116	--	--	--	--	--	--	--	--	--	--



STEVE CRAMPTON - Right Wing

HT/WT: 6-2, 200
Shoots: Right
Born: April 12, 1982
Birthplace: Winnipeg, Manitoba
Acquired: Pittsburgh's eighth round choice (248th overall) in the 2000 Entry Draft.

YEAR	TEAM	LEAGUE	GP	G	A	PTS	PIM	+/-	PP	SH	GW	S	GP	G	A	PTS	PIM
1998-99	Moose Jaw	WHL	52	7	5	12	31	--	--	--	--	--	9	1	1	2	4
1999-00	Moose Jaw	WHL	69	22	20	42	91	--	--	--	--	--	4	0	3	3	9
2000-01	Moose Jaw	WHL	72	26	33	59	153	--	--	--	--	--	4	1	2	3	10
2001-02	Moose Jaw	WHL	37	19	24	43	71	--	--	--	--	--	12	4	10	14	20

FUTURE PENS



JAN FADRNY - Center

HT/WT: 5-11, 195
Shoots: Right
Born: June 14, 1980
Birthplace: Brno, Czech Republic
Acquired: Pittsburgh's sixth round choice (169th overall) in the 1998 Entry Draft.

YEAR	TEAM	LEAGUE	GP	G	A	PTS	PIM	+/-	PP	SH	GW	S	GP	G	A	PTS	PIM	
1997-98	Slavia Jr.	Czech Jr.	14	7	4	11	12											
	Slavia	Czech	18	1	1	2	2											
1998-99	Brandon	WHL	45	4	17	21	36											
1999-00	Brandon	WHL	55	26	25	51	56											
2000-01	Brandon	WHL	2	1	1	2	6											
	Kelowna	WHL	56	32	45	77	58						6	3	4	7	8	
2001-02	Wilkes-Barre	AHL	60	8	14	22	54	-9	4	0	1	100						



DAVID KOCI - DEFENSEMAN

HT/WT: 6-6, 225
Shoots: Left
Born: May 12, 1981
Birthplace: Prague, Czech Republic
Acquired: Pittsburgh's fifth round choice (146th overall) in the 2000 Entry Draft.

YEAR	TEAM	LEAGUE	GP	G	A	PTS	PIM	+/-	PP	SH	GW	S	GP	G	A	PTS	PIM
1999-00	Sparta Praha	Czech Jr.	47	0	7	7	124										
2000-01	Prince George	WHL	70	2	7	9	155						6	0	0	0	20
2001-02	Wilkes-Barre	AHL	26	1	3	4	98	-1	0	0	0	14					
	Wheeling	ECHL	33	2	4	6	105										



JASON MacDONALD - Right Wing

HT/WT: 5-11, 205
Shoots: Right
Born: April 1, 1974
Birthplace: Charlottetown, Prince Edward Island
Acquired: Signed as a free agent, Sept. 20, 2000.

YEAR	TEAM	LEAGUE	GP	G	A	PTS	PIM	+/-	PP	SH	GW	S	GP	G	A	PTS	PIM
1990-91	North Bay	OHL	57	12	15	27	126						10	3	3	6	15
1991-92	North Bay	OHL	17	5	8	13	50										
	Owen Sound	OHL	42	17	19	36	129						5	0	2	2	8
1992-93	Owen Sound	OHL	56	46	43	89	197						8	6	5	11	28
1993-94	Owen Sound	OHL	66	55	61	116	177						9	7	11	18	36
	Adirondack	AHL											1	0	0	0	0
1994-95	Adirondack	AHL	68	14	21	35	238						4	0	0	0	2
1995-96	Toledo	ECHL	9	5	5	10	26						9	3	1	4	39
1996-97	Adirondack	AHL	43	9	13	22	99										
	Adirondack	AHL	1	0	0	0	2										
1997-98	Fredericton	AHL	63	22	25	47	189										
	Canadian National	National	51	15	20	35	133										
1998-99	Saint John	AHL	6	2	0	2	27						11	1	3	4	17
	Manitoba	IHL	82	25	27	52	283						5	2	2	4	13
1999-00	Manitoba	IHL	30	5	10	15	77										
2000-01	Orlando	IHL	29	7	7	14	113						4	0	0	0	19
	Wilkes-Barre	AHL	74	17	16	33	290						17	1	3	4	66
2001-02	Wilkes-Barre	AHL	57	8	13	21	330	-15	1	0	1	100					



FUTURE PENS

MICHEL OUELLET - Right Wing



HT/WT: 6-0, 190
Shoots: Right
Born: March 5, 1982
Birthplace: Rimouski, Quebec
Acquired: Pittsburgh's fourth round choice (124th overall) in the 2000 Entry Draft.

YEAR	TEAM	LEAGUE	GP	G	A	PTS	PIM	+/-	PP	SH	GW	S	GP	G	A	PTS	PIM
1998-99	Rimouski	QMJHC	28	7	13	20	10	--	--	--	--	--	11	0	1	1	6
1999-00	Rimouski	QMJHC	72	36	53	89	38	--	--	--	--	--	14	4	5	9	14
2000-01	Rimouski	QMJHC	63	42	50	92	50	--	--	--	--	--	11	6	7	13	8
2001-02	Rimouski	QMJHC	61	40	58	98	66	--	--	--	--	--	7	3	6	9	4

DARCY ROBINSON - Defenseman



HT/WT: 6-3, 221
Shoots: Right
Born: May 3, 1981
Birthplace: Kamloops, British Columbia
Acquired: Pittsburgh's eighth round choice (233rd overall) in the 1999 Entry Draft.

YEAR	TEAM	LEAGUE	GP	G	A	PTS	PIM	+/-	PP	SH	GW	S	GP	G	A	PTS	PIM
1997-98	Saskatoon	WHL	62	1	2	3	84	--	--	--	--	--	--	--	--	--	--
1998-99	Saskatoon	WHL	48	3	6	9	86	--	--	--	--	--	--	--	--	--	--
1999-00	Saskatoon	WHL	59	5	9	14	91	--	--	--	--	--	10	1	3	4	13
2000-01	Saskatoon	WHL	41	2	6	8	80	--	--	--	--	--	--	--	--	--	--
	Red Deer	WHL	30	1	5	6	70	--	--	--	--	--	20	1	1	2	20
2001-02	Wilkes-Barre	AHL	40	0	5	5	35	-8	0	0	0	10	--	--	--	--	--
	Wheeling	ECHL	10	2	3	5	43	--	--	--	--	--	--	--	--	--	--

ROBBIE TALLAS - Goaltender



HT/WT: 5-11, 185
Catches: Left
Born: March 20, 1973
Birthplace: Edmonton, Alberta
Acquired: Signed as a free agent, Aug. 14, 2001.

YEAR	TEAM	LEAGUE	GP	W	L	T	MIN	GA	SO	GAA	GP	W-L	MIN	GA	SO	GAA
1990-91	Penitcton	BCJHL	37	--	--	--	2055	196	0	5.72	--	--	--	--	--	--
1991-92	Seattle	WHL	14	4	7	0	708	52	0	4.41	--	--	--	--	--	--
	South Surrey	BCJHL	19	6	12	0	1043	112	1	6.44	--	--	--	--	--	--
1992-93	Seattle	WHL	58	24	23	3	3151	194	2	3.69	5	1-4	333	18	0	3.24
1993-94	Seattle	WHL	51	23	21	3	2849	188	0	3.96	9	5-4	567	40	0	4.23
1994-95	Charlotte	ECHL	36	21	9	3	2011	114	0	3.40	--	--	--	--	--	--
	Providence	AHL	2	1	0	0	82	4	1	2.90	--	--	--	--	--	--
1995-96	Boston	NHL	1	1	0	0	60	3	0	3.00	--	--	--	--	--	--
	Providence	AHL	37	12	16	7	2136	117	1	3.29	2	0-2	135	9	0	4.01
1996-97	Boston	NHL	28	8	12	1	1244	69	1	3.33	--	--	--	--	--	--
	Providence	AHL	24	9	14	1	1424	83	0	3.50	--	--	--	--	--	--
1997-98	Boston	NHL	14	6	3	3	788	24	1	1.83	--	--	--	--	--	--
	Providence	AHL	10	1	8	1	575	39	0	4.07	--	--	--	--	--	--
1998-99	Boston	NHL	17	7	7	2	987	43	1	2.61	--	--	--	--	--	--
1999-00	Boston	NHL	27	4	13	4	1363	72	0	3.17	--	--	--	--	--	--
2000-01	Chicago	IHL	3	0	1	0	87	6	0	4.13	--	--	--	--	--	--
	Norfolk	AHL	6	2	2	2	333	12	0	2.16	--	--	--	--	--	--
	Chicago	NHL	12	2	7	0	627	35	0	3.35	--	--	--	--	--	--
2001-02	Wilkes-Barre	AHL	38	6	25	5	2183	126	0	3.46	--	--	--	--	--	--
	NHL TOTALS		99	28	42	10	5069	246	3	2.91	--	--	--	--	--	--

FUTURE PENS



ALEXANDER ZEVAKHIN - Left Wing

HT/WT: 5-11, 208
Shoots: Left
Born: June 4, 1980
Birthplace: Perm, Russia
Acquired: Pittsburgh's second round choice (54th overall) in the 1998 Entry Draft.

YEAR	TEAM	LEAGUE	GP	G	A	PTS	PIM	+/-	PP	SH	GW	S	GP	G	A	PTS	PIM
1996-97	CSKA2	Russia Jr	30	15	18	33	10	--	--	--	--	--	--	--	--	--	--
	CSKA	Russia	29	7	3	10	10	--	--	--	--	--	--	--	--	--	--
1997-98	CSKA2	Russia Jr	32	13	14	27	20	--	--	--	--	--	--	--	--	--	--
	CSKA	Russia	10	1	0	1	0	--	--	--	--	--	--	--	--	--	--
1998-99	CSKA	Russia	42	7	4	11	16	--	--	--	--	--	--	--	--	--	--
1999-00	CSKA	Russia	15	1	0	1	6	--	--	--	--	--	--	--	--	--	--
2000-01	Wilkes-Barre	AHL	77	14	11	25	16	E	1	0	2	117	21	2	4	6	0
2001-02	Wilkes-Barre	AHL	74	7	16	23	29	-25	1	1	0	136	--	--	--	--	--

IN THE SYSTEM

JIM ABBOTT - Left Wing

Born: 5/3/1980

HT/WT: 6-1, 185

Shoots: Left

Birthplace: New York, NY

Acquired: Pittsburgh's seventh round choice (216th overall) in the 2000 Entry Draft

YEAR	TEAM	LEAGUE	GP	G	A	PTS	PIM	+/-	PP	SH	GW	S	GP	G	A	PTS	PIM
1999-00	New Hampshire	HE	28	7	6	13	22	--	--	--	--	--	--	--	--	--	--
2000-01	New Hampshire	HE	33	10	12	22	52	--	--	--	--	--	--	--	--	--	--
2001-02	New Hampshire	HE	38	9	20	29	48	6	3	0	1	83	--	--	--	--	--

JAN ALINC - Left Wing

Born: 5/27/1972

HT/WT: 6-2, 190

Shoots: Left

Birthplace: Louny, Czech Republic

Acquired: Pittsburgh's seventh round choice (163rd overall) in the 1992 Entry Draft

YEAR	TEAM	LEAGUE	GP	G	A	PTS	PIM	+/-	PP	SH	GW	S	GP	G	A	PTS	PIM
1991-92	Litvinov	Czech	36	16	12	28	--	--	--	--	--	--	--	--	--	--	--
1992-93	Chomopetrol	Czech	25	11	9	20	--	--	--	--	--	--	--	--	--	--	--
1993-94	Chomopetrol	Czech	36	16	25	41	--	--	--	--	--	--	--	--	--	--	--
1994-95	Chomopetrol	Czech	42	16	32	48	--	--	--	--	--	--	--	--	--	--	--
1995-96	Chomopetrol	Czech	38	15	30	45	--	--	--	--	--	--	--	--	--	--	--
1996-97	Assat Pori	Finland	47	9	16	25	16	--	--	--	--	--	--	--	--	--	--
1997-98	Assat Pori	Finland	15	2	8	10	10	--	--	--	--	--	--	--	--	--	--
	Litvinov	Czech	33	12	32	44	14	--	--	--	--	--	--	--	--	--	--
1998-99	MoDo	Sweden	42	6	10	16	22	--	--	--	--	--	--	--	--	--	--
1999-00	Litvinov	Czech	48	19	15	34	72	11	--	--	--	--	6	0	1	1	25
2000-01	Slavia Praha	Czech	44	12	35	47	18	--	--	--	--	--	11	1	6	7	0
2001-02	Karlovy Vary	Czech	33	9	18	27	18	--	--	--	--	--	--	--	--	--	--
	Slavia Praha	Czech	12	1	6	7	45	--	--	--	--	--	--	--	--	--	--

NICK BOUCHER - Goaltender

Born: 12/29/1980

HT/WT: 5-11, 175

Catches: Left

Birthplace: Leduc, Alberta

Acquired: Pittsburgh's ninth round choice (280th overall) in the 2000 Entry Draft

Year	Club	League	GP	W-L-T	MP	GA	SO	GAA	GP	W-L	MP	GA	SO	GAA
1999-00	Dartmouth	ECAC	24	8-12-3	1378	66	1	2.87	--	--	--	--	--	--
2000-01	Dartmouth	ECAC	33	16-12-4	1966	84	1	2.56	--	--	--	--	--	--
2001-02	Dartmouth	ECAC	21	9-7-4	1187	57	1	2.88	--	--	--	--	--	--



IN THE SYSTEM

BRANDON CRAWFORD-WEST - Goaltender HT/WT: 5-11, 185 Catches: Right
 Born: 7/1/1982 Birthplace: San Diego, CA
 Acquired: Pittsburgh's eighth round choice (250th overall) in the 2001 Entry Draft.

Year	Club	League	GP	W-L-T	MP	GA	SO	GAA	GP	W-L	MP	GA	SO	GAA
2000-01	Texas	NAHL	43	---	2534	110	4	2.60	--	--	--	--	--	--
2001-02	Texas	NAHL	50	35-11-2	2825	109	4	2.31	4	2-2	250	9	0	2.16

TOMAS DUBA - Goaltender HT/WT: 6-0, 176 Catches: Left
 Born: 7/2/1981 Birthplace: Prague, Czech Republic
 Acquired: Pittsburgh's seventh round choice (217th overall) in the 2001 Entry Draft.

Year	Club	League	GP	W-L-T	MP	GA	SO	GAA	GP	W-L	MP	GA	SO	GAA
2000-01	Sparta	Czech Jr	16	--	--	--	--	3.38	--	--	--	--	--	--
	Czech Rep	World Jr	7	--	420	8	2	1.14	--	--	--	--	--	--
2001-02	SaiPa	Finland	47	10-31-4	2755	152	3	3.31	--	--	--	--	--	--

BEN EAVES - Center HT/WT: 5-8, 174 Shoots: Right
 Born: 3/27/1982 Birthplace: Minneapolis, MN
 Acquired: Pittsburgh's fourth round choice (131st overall) in the 2001 Entry Draft.

YEAR	TEAM	LEAGUE	GP	G	A	PTS	PIM	+/-	PP	SH	GW	S	GP	G	A	PTS	PIM
1998-99	Shattuck	AAA	71	68	88	156	--	--	--	--	--	--	--	--	--	--	--
1999-00	Shattuck	AAA	57	47	71	118	--	--	--	--	--	--	--	--	--	--	--
2000-01	Boston College	HE	40	13	26	39	12	--	--	--	--	--	--	--	--	--	--
2001-02	Boston College	HE	23	13	26	39	12	--	--	--	--	--	--	--	--	--	--

DREW FATA - Defenseman HT/WT: 6-1, 209 Shoots: Left
 Born: 7/28/1983 Birthplace: Sault Ste. Marie, Ontario
 Acquired: Pittsburgh's third round choice (86th overall) in the 2001 Entry Draft.

YEAR	TEAM	LEAGUE	GP	G	A	PTS	PIM	+/-	PP	SH	GW	S	GP	G	A	PTS	PIM
1999-00	St. Michael's B	OPJHL	49	9	18	27	144	--	--	--	--	--	--	--	--	--	--
2000-01	St. Michael's	OHL	58	5	15	20	134	--	--	--	--	--	18	1	3	4	26
2001-02	St. Michael's	OHL	67	7	21	28	175	--	--	--	--	--	15	1	9	10	38

PATRICK FOLEY - Left Wing HT/WT: 6-0, 216 Shoots: Left
 Born: 1/24/1981 Birthplace: Boston, MA
 Acquired: Pittsburgh's sixth round choice (185th overall) in the 2000 Entry Draft.

YEAR	TEAM	LEAGUE	GP	G	A	PTS	PIM	+/-	PP	SH	GW	S	GP	G	A	PTS	PIM
1999-00	New Hampshire	HE	30	3	7	10	61	--	--	--	--	--	--	--	--	--	--
2000-01	New Hampshire	HE	--	--	--	--	--	--	--	--	--	--	--	--	--	--	--
2001-02	New Hampshire	HE	35	8	4	12	58	-2	1	0	2	61	--	--	--	--	--

PETR HAVELKA - Left Wing HT/WT: 6-2, 185 Shoots: Left
 Born: 3/4/1979 Birthplace: Most, Czech Republic
 Acquired: Pittsburgh's sixth round choice (152nd overall) in the 1997 Entry Draft.

YEAR	TEAM	LEAGUE	GP	G	A	PTS	PIM	+/-	PP	SH	GW	S	GP	G	A	PTS	PIM
1996-97	Sparta Praha	Czech Jr	22	14	13	27	--	--	--	--	--	--	--	--	--	--	--
1997-98	Sparta Praha	Czech Jr															
1998-99	Sparta Praha	Czech Jr	5	7	3	10	0	--	--	--	--	--	--	--	--	--	--
	Kladno	Czech	3	0	0	0	0	--	--	--	--	--	--	--	--	--	--
1999-00	Sparta Praha	Czech	10	0	1	1	0	--	--	--	--	--	3	0	0	0	0
	Kladno	Czech	6	1	2	3	2	--	--	--	--	--	--	--	--	--	--
2000-01	Sparta Praha	Czech	--	--	--	--	--	--	--	--	--	--	7	1	0	1	2

IN THE SYSTEM



MATT HUSSEY - Center				HT/WT: 6-2, 195				Shoots: Left									
Born: 5/28/1979				Birthplace: New Haven, CT													
Acquired: Pittsburgh's ninth round choice (254th overall) in the 1998 Entry Draft																	
YEAR	TEAM	LEAGUE	GP	G	A	PTS	PIM	+/-	PP	SH	GW	S	GP	G	A	PTS	PIM
1997-98	Avon Old Farms	USHSE	26	26	23	49	20	--	--	--	--	--	--	--	--	--	--
1998-99	U. Wisconsin	WCHA	37	10	5	15	18	--	--	--	--	--	--	--	--	--	--
1999-00	U. Wisconsin	WCHA	35	5	11	16	8	--	--	--	--	--	--	--	--	--	--
2000-01	U. Wisconsin	WCHA	40	9	11	20	24	--	--	--	--	--	--	--	--	--	--
2001-02	U. Wisconsin	WCHA	39	18	15	33	16	3	4	1	2	147	--	--	--	--	--

MIKHAIL KAZAKEVICH - Left Wing				HT/WT:				Shoots: Left									
Born: January 14, 1976				Birthplace: Murmansk, Russia													
Acquired: Pittsburgh's 10th round choice (258th overall) in the 1994 Entry Draft																	
YEAR	TEAM	LEAGUE	GP	G	A	PTS	PIM	+/-	PP	SH	GW	S	GP	G	A	PTS	PIM
1992-93	Yaroslavl	Russia	7	0	1	1	0	--	--	--	--	--	3	0	0	0	0
1993-94	Yaroslavl	Russia	4	0	0	0	2	--	--	--	--	--	--	--	--	--	--
1994-95	Yaroslavl	Russia	11	1	3	4	2	--	--	--	--	--	--	--	--	--	--
1995-96	Moncton	QMJHL	41	7	13	20	16	--	--	--	--	--	--	--	--	--	--
	Shawinigan	QMJHL	14	1	3	4	8	--	--	--	--	--	4	0	1	1	2
1996-97	Khimik	Russia	1	0	0	0	0	--	--	--	--	--	--	--	--	--	--
1997-98	Saratov	Russia	10	0	1	1	8	--	--	--	--	--	--	--	--	--	--
1998-99	Spartak	Russia	15	2	10	12	18	--	--	--	--	--	14	5	4	9	8
1999-00	Spartak	Russia	40	9	9	18	28	--	--	--	--	--	--	--	--	--	--
2000-01																	
2001-02	Zavolzhie	Russia	54	13	15	28	30	--	--	--	--	--	--	--	--	--	--

JIRI KUCERA - Center				HT/WT:				Shoots: Left									
Born: March 28, 1966				Birthplace: Plzen, Czech Republic													
Acquired: Pittsburgh's eighth round choice (152nd overall) in the 1987 Entry Draft																	
YEAR	TEAM	LEAGUE	GP	G	A	PTS	PIM	+/-	PP	SH	GW	S	GP	G	A	PTS	PIM
1983-84	Plzen	Czech	12	0	0	0	0	--	--	--	--	--	--	--	--	--	--
1984-85	Plzen	Czech	40	6	6	12	4	--	--	--	--	--	--	--	--	--	--
1985-86	Jihlava	Czech	30	6	4	10	10	--	--	--	--	--	--	--	--	--	--
1986-87	Jihlava	Czech	43	13	12	25	18	--	--	--	--	--	--	--	--	--	--
1987-88	Plzen	Czech	41	21	24	45	22	--	--	--	--	--	--	--	--	--	--
1988-89	Plzen	Czech	40	20	15	35	22	--	--	--	--	--	--	--	--	--	--
1989-90	Plzen	Czech	47	10	24	34	--	--	--	--	--	--	--	--	--	--	--
1990-91	Tappara	Finland	44	23	34	57	26	--	--	--	--	--	--	--	--	--	--
1991-92	Tappara	Finland	44	22	20	42	8	--	--	--	--	--	--	--	--	--	--
1992-93	Tappara	Finland	48	22	32	54	20	--	--	--	--	--	--	--	--	--	--
1993-94	Tappara	Finland	47	16	26	42	37	--	--	--	--	--	--	--	--	--	--
1994-95	Lulea	Sweden	40	15	12	27	24	--	--	--	--	--	9	2	7	9	8
1995-96	Lulea	Sweden	39	15	19	34	38	--	--	--	--	--	12	4	6	10	6
1996-97	Plzen	Czech	43	10	23	33	--	--	--	--	--	--	--	--	--	--	--
1997-98	Kloten	Swiss	38	8	22	30	18	--	--	--	--	--	--	--	--	--	--
1998-99	Lulea	Sweden	44	7	21	28	52	--	--	--	--	--	5	2	1	3	4
1999-00	Lulea	Sweden	47	13	21	34	34	--	--	--	--	--	9	1	1	2	6
2000-01	Lulea	Sweden	34	10	8	18	8	--	--	--	--	--	--	--	--	--	--
2001-02																	

MIKA LEHTO - Goaltender				HT/WT: 5-11, 175				Catches: Left						
Born: 4/12/1979				Birthplace: Vammala, Finland										
Acquired: Pittsburgh's eighth round choice (224th overall) in the 1998 Entry Draft														
Year	Club	League	GP	W-L-T	MP	GA	SO	GAA	GP	W-L	MP	GA	SO	GAA
1997-98	Assat Jr	Finnish Jr	36	----	2160	103	2	2.80	--	--	--	--	--	--
1998-99	Assat Jr	Finnish Jr	19	----	1153	62	--	3.23	--	--	--	--	--	--
	Assat	Finland	11	----	584	28	--	2.80	--	--	--	--	--	--
1999-00	Assat	Finland	23	----	1099	87	--	4.75	--	--	--	--	--	--
2000-01	JyP Jyvaskyla	Finland	41	12-20-8	2384	126	1	3.17	--	--	--	--	--	--
2001-02	JyP Jyvaskyla	Finland	37	10-7-9	2167	107	6	2.96	--	--	--	--	--	--



IN THE SYSTEM

VLADIMIR MALENKYKH - Defenseman HT/WT: 6-1, 190 Shoots: Left
 Born: 10/1/80 Birthplace: Moscow, Russia
 Acquired: Pittsburgh's fifth round choice (157th overall) in the 1999 Entry Draft

YEAR	TEAM	LEAGUE	GP	G	A	PTS	PIM	+/-	PP	SH	GW	S	GP	G	A	PTS	PIM
1998-99	Togliatti	Russia	9	0	0	0	2	--	--	--	--	--	--	--	--	--	--
1999-00	CSK Samara	Russia	7	0	1	1	4	--	--	--	--	--	--	--	--	--	--
2000-01	Togliatti	Russia	25	1	1	2	14	--	--	--	--	--	5	0	0	0	26
2001-02	Togliatti	Russia	48	5	3	8	86	--	--	--	--	--	--	--	--	--	--

RYAN MALONE - Left Wing HT/WT: 6-3, 190 Shoots: Left
 Born: 12/1/1979 Birthplace: Pittsburgh, PA
 Acquired: Pittsburgh's fourth round choice (115th overall) in the 1999 Entry Draft

YEAR	TEAM	LEAGUE	GP	G	A	PTS	PIM	+/-	PP	SH	GW	S	GP	G	A	PTS	PIM
1997-98	Shattuck	USHSW	50	41	44	85	69	--	--	--	--	--	--	--	--	--	--
1998-99	Omaha	USHL	51	14	22	36	81	--	--	--	--	--	--	--	--	--	--
1999-00	St. Cloud State	WCHA	38	9	21	30	68	--	--	--	--	--	--	--	--	--	--
2000-01	St. Cloud State	WCHA	36	7	18	25	52	--	--	--	--	--	--	--	--	--	--
2001-02	St. Cloud State	WCHA	41	24	25	49	76	11	12	0	2	93	--	--	--	--	--

ANDREW McPHERSON - Left Wing HT/WT: 6-3, 190 Shoots: Left
 Born: 4/28/1979 Birthplace: Ottawa, Ontario
 Acquired: Pittsburgh's ninth round choice (261st overall) in the 1999 Entry Draft

YEAR	TEAM	LEAGUE	GP	G	A	PTS	PIM	+/-	PP	SH	GW	S	GP	G	A	PTS	PIM
1998-99	RPI	ECAC	29	5	4	9	12	--	--	--	--	--	--	--	--	--	--
1999-00	RPI	ECAC	37	10	6	16	22	--	--	--	--	--	--	--	--	--	--
2000-01	RPI	ECAC	31	5	6	11	34	--	--	--	--	--	--	--	--	--	--
2001-02	RPI	ECAC	35	6	14	20	44	--	0	0	2	--	--	--	--	--	--

DOUG MEYER - Left Wing HT/WT: 6-2, 197 Shoots: Left
 Born: 2/21/1980 Birthplace: Bloomington, MN
 Acquired: Pittsburgh's sixth round choice (176th overall) in the 1999 Entry Draft

YEAR	TEAM	LEAGUE	GP	G	A	PTS	PIM	+/-	PP	SH	GW	S	GP	G	A	PTS	PIM
1998-99	Minnesota	WCHA	36	4	4	8	18	--	--	--	--	--	--	--	--	--	--
1999-00	Minnesota	WCHA	26	1	3	4	18	--	--	--	--	--	--	--	--	--	--
2000-01	Minnesota	WCHA	Did Not Play														
2001-02	St. Cloud State	WCHA	20	0	4	4	23	-4	0	0	0	33	--	--	--	--	--

ALEXANDRE ROULEAU - Defenseman HT/WT: 6-1, 190 Shoots: Left
 Born: 7/29/1982 Birthplace: Mont-Laurier, Quebec
 Acquired: Pittsburgh's third round choice (96th overall) in the 2001 Entry Draft

YEAR	TEAM	LEAGUE	GP	G	A	PTS	PIM	+/-	PP	SH	GW	S	GP	G	A	PTS	PIM
1999-00	Val d'Or	QMJHL	41	3	3	6	39	--	--	--	--	--	--	--	--	--	--
2000-01	Val d'Or	QMJHL	70	8	17	25	124	--	--	--	--	--	21	1	0	1	46
2001-02	Val d'Or	QMJHL	69	14	25	39	174	-9	6	1	2	--	7	0	2	2	16

ANDY SCHNEIDER - Defenseman HT/WT: 6-0, 220 Shoots: Left
 Born: 7/31/1981 Birthplace: Grand Forks, ND
 Acquired: Pittsburgh's fifth round choice (156th overall) in the 2001 Entry Draft

YEAR	TEAM	LEAGUE	GP	G	A	PTS	PIM	+/-	PP	SH	GW	S	GP	G	A	PTS	PIM
1999-00	Lincoln	USHL	46	7	10	17	102	--	--	--	--	--	--	--	--	--	--
2000-01	Lincoln	USHL	54	12	24	36	134	--	--	--	--	--	--	--	--	--	--
2001-02	North Dakota	WCHA	35	3	11	14	65	11	2	0	0	63	--	--	--	--	--

IN THE SYSTEM



TIMO SEIKKULA - Left Wing				HT/WT: 6-2, 185				Shoots: Left									
Born: 5/27/1978				Birthplace: Kalajoki, Finland													
Acquired: Pittsburgh's ninth round choice (238th overall) in the 1996 Entry Draft																	
YEAR	TEAM	LEAGUE	GP	G	A	PTS	PIM	+/-	PP	SH	GW	S	GP	G	A	PTS	PIM
1996-97	Kiekko	Finland	36	4	5	9	26	--	--	--	--	--	--	--	--	--	--
1997-98	Turko	Finland	15	4	4	8	8	--	--	--	--	--	--	--	--	--	--
	Turko Jr	Finn Jr.	12	6	2	8	10	--	--	--	--	--	--	--	--	--	--
1998-99	Kalpa	Finland	52	3	8	11	40	--	--	--	--	--	--	--	--	--	--
1999-00	Kokkola	Finland	26	1	5	6	18	-11	--	--	--	--	--	--	--	--	--

TOMAS SKVARIDLO - Center				HT/WT: 6-1, 180				Shoots: Left										
Born: 6/19/1981				Birthplace: Zvolan, Slovakia														
Acquired: Pittsburgh's fifth round choice (144th overall) in the 1999 Entry Draft																		
YEAR	TEAM	LEAGUE	GP	G	A	PTS	PIM	+/-	PP	SH	GW	S	GP	G	A	PTS	PIM	
1998-99	Zvolan Jr.	Slovak Jr	36	21	13	34	18	--	--	--	--	--	--	5	0	0	0	2
1999-00	Kingston	OHL	66	19	25	44	14	16	--	--	--	--	--	4	2	0	2	6
2000-01	Kingston	OHL	58	10	19	29	33	--	--	--	--	--	--	4	0	0	0	0
2001-02	Zilina	Slovakia	35	2	1	3	8	--	--	--	--	--	--	4	0	0	0	0


MIKA VALILA - Center				HT/WT: 6-0, 175				Shoots: Left									
Born: 2/20/1970				Birthplace: Sodertalje, Sweden													
Acquired: Pittsburgh's seventh round choice (130th overall) in the 1990 Entry Draft																	
YEAR	TEAM	LEAGUE	GP	G	A	PTS	PIM	+/-	PP	SH	GW	S	GP	G	A	PTS	PIM
1989-90	Tappara	Finland	44	8	16	24	14	--	--	--	--	--	--	--	--	--	--
1990-91	Tappara	Finland	41	10	9	19	16	--	--	--	--	--	--	--	--	--	--
1991-92	Jokeit	Finland	30	4	3	7	4	--	--	--	--	--	--	--	--	--	--
1992-93	Lukko	Finland	48	8	10	18	24	--	--	--	--	--	--	--	--	--	--
1993-94	Lukko	Finland	45	7	7	14	18	--	--	--	--	--	--	--	--	--	--
1994-95	Troja	Sweden	28	14	12	26	52	--	--	--	--	--	--	--	--	--	--

NOAH WELCH - Defenseman				HT/WT: 6-1, 209				Shoots: Left									
Born: 7/28/1983				Birthplace: Brighton, MA													
Acquired: Pittsburgh's second round choice (54th overall) in the 2001 Entry Draft																	
YEAR	TEAM	LEAGUE	GP	G	A	PTS	PIM	+/-	PP	SH	GW	S	GP	G	A	PTS	PIM
1999-00	St. Sebastiens	USHSE	26	4	11	15	35	--	--	--	--	--	--	--	--	--	--
2000-01	St. Sebastiens	USHSE	30	11	20	31	37	--	--	--	--	--	--	--	--	--	--
2001-02	Harvard	ECAC	26	5	5	10	54	--	1	0	1	--	--	--	--	--	--

BORIS ZELENKO - Right Wing				HT/WT: 6-1, 172				Shoots: Right									
Born: 9/12/1975				Birthplace:													
Acquired: Pittsburgh's eighth round choice (206th overall) in the 1994 Entry Draft																	
YEAR	TEAM	LEAGUE	GP	G	A	PTS	PIM	+/-	PP	SH	GW	S	GP	G	A	PTS	PIM
1993-94	CSKA	Russia	34	5	1	6	10	--	--	--	--	--	--	--	--	--	--
1994-95	CSKA	Russia	39	5	1	6	12	--	--	--	--	--	--	--	--	--	--
1995-96	CSKA	Russia	26	4	2	6	8	--	--	--	--	--	--	--	--	--	--
1996-97																	
1997-98	Hampton Roads	ECHL	37	9	17	26	18	--	--	--	--	--	20	7	8	15	6
1998-99	Hampton Roads	ECHL	29	11	10	21	20	--	--	--	--	--	--	--	--	--	--
	Dynamo	Russia	12	0	2	2	6	--	--	--	--	--	--	--	--	--	--
1999-00	Dynamo	Russia	24	2	2	4	14	--	--	--	--	--	--	--	--	--	--
2000-01	Dynamo	Russia	32	2	2	4	8	--	--	--	--	--	--	--	--	--	--



2002 ENTRY DRAFT



Penguins' head scout Greg Malone, assistant general manager Ed Johnston and general manager Craig Patrick welcome 2002 first round draft choice Ryan Whitney to the organization.

RYAN WHITNEY - Defenseman

HT/WT: 6-3, 202 **Shoots:** Left
Born: Feb. 19, 1983 **Birthplace:** Boston, MA
Drafted: First Round, fifth overall

YEAR	TEAM	LEAGUE	GP	G	A	PTS	PIM	+/-	PP	SH	GW	S	GP	G	A	PTS	PIM
2000-01	US National	USHL	60	9	31	40	86	--	--	--	--	--	--	--	--	--	--
2001-02	Boston U.	HE	31	4	15	19	44	--	--	--	--	--	--	--	--	--	--

ONDREJ NEMEC - Defenseman

HT/WT: 6-0, 196 **Shoots:** Right
Born: Apr. 18, 1984 **Birthplace:** Tribec, Czech Republic
Drafted: Second Round, 35th overall

YEAR	TEAM	LEAGUE	GP	G	A	PTS	PIM	+/-	PP	SH	GW	S	GP	G	A	PTS	PIM
2001-02	Vsetin	Czech	44	5	3	8	79	--	--	--	--	--	--	--	--	--	--

ERIC CHRISTENSEN - Center

HT/WT: 6-1, 178 **Shoots:** Left
Born: Dec. 17, 1983 **Birthplace:** Edmonton, AB
Drafted: Third Round, 69th overall

YEAR	TEAM	LEAGUE	GP	G	A	PTS	PIM	+/-	PP	SH	GW	S	GP	G	A	PTS	PIM
1999-00	Kamloops	WHL	66	9	5	14	41	--	--	--	--	--	--	--	--	--	--
2000-01	Kamloops	WHL	72	21	23	44	36	--	--	--	--	--	--	--	--	--	--
2001-02	Kamloops	WHL	70	22	36	58	68	--	--	--	--	--	--	--	--	--	--

DANIEL FERNHOLM - Defenseman

HT/WT: 6-4, 218 **Shoots:** Left
Born: Dec. 20, 1983 **Birthplace:** Stockholm, Sweden
Drafted: Fourth Round, 101st overall

YEAR	TEAM	LEAGUE	GP	G	A	PTS	PIM	+/-	PP	SH	GW	S	GP	G	A	PTS	PIM
2001-02	Djurgarden Seden Jr		8	6	13	19	0	--	--	--	--	--	--	--	--	--	--

ANDREW SERTICH - Left Wing

HT/WT: 5-11, 165 **Shoots:** Left
Born: May 6, 1983 **Birthplace:** Coleraine, MN
Drafted: Fifth Round, 136th overall

YEAR	TEAM	LEAGUE	GP	G	A	PTS	PIM	+/-	PP	SH	GW	S	GP	G	A	PTS	PIM
2001-02	Greenway	USHSW	26	24	48	72	35	--	--	--	--	--	--	--	--	--	--

2002 ENTRY DRAFT



CAM PADDOCK - Center

HT/WT: 6-0, 178 **Shoots:** Right
Born: Mar. 22, 1983 **Birthplace:** North Vancouver, BC
Drafted: Fifth Round, 137th overall

YEAR	TEAM	LEAGUE	GP	G	A	PTS	PIM	+	-	PP	SH	GW	S	GP	G	A	PTS	PIM
1999-00	Kelowna	WHL	46	5	5	10	42	--	--	--	--	--	--	--	--	--	--	--
2000-01	Kelowna	WHL	72	14	10	24	110	--	--	--	--	--	--	--	--	--	--	--
2001-02	Kelowna	WHL	72	38	35	73	122	--	--	--	--	--	--	--	--	--	--	--

ROBERT GOEPFERT - Goaltender

HT/WT: 5-10, 162 **Catches:** Right
Born: May, 9, 1983 **Birthplace:** Ozone Park, NY
Drafted: Sixth Round, 171st overall

Year	Club	League	GP	W-L-T	MP	GA	SO	GAA	GP	W-L	MP	GA	SO	GAA
2001-02	Cedar Rapids	USHL	51	---	2918	99	8	2.04	--	--	--	--	--	--

PATRICK BARTSCHI - Center/Wing

HT/WT: 5-10, 199 **Shoots:** Right
Born: Aug. 20, 1984 **Birthplace:** ...
Drafted: Seventh Round, 202nd overall

YEAR	TEAM	LEAGUE	GP	G	A	PTS	PIM	+	-	PP	SH	GW	S	GP	G	A	PTS	PIM
2001-02	Kloten	Swiss	24	4	4	8	8	--	--	--	--	--	--	--	--	--	--	--

MAXIME TALBOT - Center

HT/WT: 5-11, 165 **Shoots:** Left
Born: Feb. 11, 1984 **Birthplace:** Lemoyne, PQ
Drafted: Eighth Round, 234th overall

YEAR	TEAM	LEAGUE	GP	G	A	PTS	PIM	+	-	PP	SH	GW	S	GP	G	A	PTS	PIM
2000-01	Rouyn-Noranda	QMJHL	40	9	15	24	78	--	--	--	--	--	--	--	--	--	--	--
	Hull	QMJHL	24	6	7	13	60	--	--	--	--	--	--	--	--	--	--	--
2001-02	Hull	QMJHL	65	24	36	60	174	--	--	--	--	--	--	--	--	--	--	--

RYAN LANNON - Defenseman

HT/WT: 6-1, 198 **Shoots:** Left
Born: Dec. 14, 1982 **Birthplace:** Worcester, MA
Drafted: Eighth Round, 239th overall

YEAR	TEAM	LEAGUE	GP	G	A	PTS	PIM	+	-	PP	SH	GW	S	GP	G	A	PTS	PIM
2001-02	Harvard	ECAC	33	0	2	2	38	--	--	--	--	--	--	--	--	--	--	--

DWIGHT LABROSSE - Goaltender

HT/WT: 6-1, 167 **Catches:** Left
Born: Oct. 6, 1983 **Birthplace:** McMurray, PA
Drafted: Ninth Round, 265th overall

Year	Club	League	GP	W-L-T	MP	GA	SO	GAA	GP	W-L	MP	GA	SO	GAA
2001-02	Guelph	OHL	31	---	1658	89	2	3.22	--	--	--	--	--	--



AFFILIATES

Wilkes-Barre/Scranton Penguins (AHL)

415 Arena Hub Plaza
 Wilkes-Barre, PA 18702
Phone: 570-208-PENS
Fax: 570-208-5432
Website: www.wbspenguins.com



President: Jeff Barrett
Executive V.P./COO: Rich Hixon
Executive V.P./CFO: Greg Patorak
Head Coach: Glenn Patrick
Assistant Coach: Mike Yeo
Equipment Manager: Mark Dumas
Athletic Trainer: Patrick Steidle
Vice President of Ticketing: Neil Bossola
Director of Communications: Tom Grace
Director of Media Relations: Jim Marlock
Director of Corporate Sales & Game Night Entertainment:
 Jason Coe
Director of Marketing & Community Relations:
 Katie Connors

Ticket Sales Manager: Rob Belza
Ticket Sales Representatives:
 Jon Stephenson & Paul Shaffer
Fan Assistance Manager: Nicole Krutz
Merchandise Manager: Derek Lawrence
Asst Merchandise Manager: Nicky Williamson
Team Travel Manager & Assistant to the President:
 Tamara Bearde
Director of Properties: Ken Bailey
Communications Manager: Will Beekman
Staff Accountant: Paul Chlek

2001-02 SCORING

POS	NO	NAME	GP	G	A	PIS	±/	PIM	PP	SH	GWG	GT	S	PCT
RW	29	Tom Kostopoulos	70	27	26	53	-1	112	10	2	3	1	217	12.4
LW	12	Martin Sonnenberg	78	20	30	50	-4	127	7	1	1	1	168	8.8
C	18	Shane Endicott	63	19	20	39	-12	46	8	1	1	0	226	11.3
D	33	Peter Ratchuk	75	16	23	39	-32	55	7	1	2	0	241	6.6
LW	25	Tomas Surovy	65	23	10	33	-9	37	4	0	3	3	152	15.1
RW		Billy Tibbetts	24	13	17	30	-1	193	4	5	2	0	75	17.3
D	8	Ross Lupaschuk	72	9	20	29	-10	91	3	0	1	0	149	6.0
RW	72	Eric Meloche	55	13	14	27	-4	91	4	1	1	0	119	10.9
LW	17	Alexander Zevakhin	74	7	16	23	-25	29	1	1	0	0	136	5.1
D	2	Robert Scuderi	75	1	22	23	-4	66	1	0	0	0	132	0.8
C	14	Jan Fadrny	60	8	14	22	-9	54	4	0	1	0	100	8.0
RW	24	Jason MacDonald	57	8	13	21	-15	330	1	0	1	0	100	8.0
D	4	Brooks Orpik	78	2	18	20	-2	99	1	0	0	0	72	2.8
D	23	Brendan Buckley	80	1	19	20	-14	116	0	0	0	0	94	1.1
RW		Robert Dome	39	9	8	17	-7	53	2	0	1	1	71	12.7
C	7	Darcy Verot	71	6	10	16	-19	387	0	1	0	0	76	7.9
C	22	Michal Sivek	25	4	8	12	-12	30	3	0	0	0	68	5.9
D	6	Mike Wilson	46	3	9	12	-3	59	0	1	1	0	63	4.8
C	32	Alexandre Mathieu	40	1	8	9	-13	16	0	0	0	0	14	7.1
C		Milan Kraft	8	4	4	8	8	10	0	0	1	0	29	13.8
D	22	John Jakopin	30	3	5	8	3	90	0	0	0	0	29	10.3
D	5	Darcy Robinson	40	0	5	5	-8	35	0	0	0	0	10	0.0
RW		Brendan Walsh	29	2	2	4	-2	184	0	0	1	0	40	5.0
D		David Koci	26	1	3	4	-1	98	0	0	0	0	14	7.1
G	1	Robbie Tallas	38	0	3	3	-	0	0	0	0	0	-	-
D	3	Bert Robertsson	13	0	0	0	-3	15	0	0	0	0	9	0.0
		TOTALS	43	0	3	3	-2	72	0	0	0	0	33	0.0
LW	44	Steve Parsons	52	1	1	2	-2	366	0	0	0	0	11	9.1
G	35	Sebastien Caron	46	0	0	0	-	2	0	0	0	0	-	-
		BENCH	80					16						
		TOTALS	80	201	328	529		2807	60	14	20	6	2416	8.3
		OPPONENT TOTALS	80	274	471	745		2496	97	5	47	7	2718	10.1

2001-02 GOALTENDING

NO.	GOALTENDER	GP	MP	GAA	W-L-T	GA	SA	SV%	SO	EN
35	Sebastien Caron	46	2671	3.12	14-22-8	139	1432	.903	1	4
1	Robbie Tallas	38	2183	3.46	6-25-5	126	1277	.901	0	5
	WBS TOTALS	80	4884	3.37	20-47-13	274	2718	.899	1	9
	OPPONENT TOTALS	80	4884	2.47	47-20-13	201	2416	.917	12	4

AFFILIATES



2002-03 SCHEDULE

DAY, DATE	OPPONENT	TIME
Thu., Oct. 10	vs. ST. JOHN'S	7:05 PM
Sat., Oct. 12	vs. HERSHEY	7:05 PM
Mon., Oct. 14	vs. ST. JOHN'S	7:05 PM
Fri., Oct. 18	at Philadelphia	7:05 PM
Sat., Oct. 19	vs. PHILADELPHIA	7:05 PM
Fri., Oct. 25	at Binghamton	7:05 PM
Sat., Oct. 26	vs. NORFOLK	7:05 PM
Wed., Oct. 30	vs. ROCHESTER	7:05 PM
Sat., Nov. 2	at Binghamton	7:05 PM
Sun., Nov. 3	vs. UTAH	5:05 PM
Wed., Nov. 6	at Philadelphia	11:05 AM
Fri., Nov. 8	at Hamilton	7:00 PM
Sat., Nov. 9	at Syracuse	7:30 PM
Wed., Nov. 13	vs. HAMILTON	7:05 PM
Fri., Nov. 15	at Norfolk	7:30 PM
Sat., Nov. 16	at Norfolk	7:30 PM
Wed., Nov. 20	vs. HERSHEY	7:05 PM
Sat., Nov. 23	vs. NORFOLK	7:05 PM
Sun., Nov. 24	vs. CINCINNATI	5:05 PM
Wed., Nov. 27	vs. NORFOLK	7:05 PM
Fri., Nov. 29	at Saint John	6:30 PM
Sat., Nov. 30	at Saint John	6:00 PM
Sun., Dec. 1	at Portland	4:05 PM
Fri., Dec. 6	at Houston	8:30 PM
Sat., Dec. 7	at San Antonio	8:00 PM
Wed., Dec. 11	vs. BINGHAMTON	7:05 PM
Fri., Dec. 13	at Philadelphia	7:05 PM
Sat., Dec. 14	at Syracuse	7:30 PM
Sun., Dec. 15	at Hershey	6:00 PM
Sat., Dec. 21	vs. PHILADELPHIA	7:05 PM
Sun., Dec. 22	vs. PORTLAND	5:05 PM
Thu., Dec. 26	vs. PHILADELPHIA	7:05 PM
Fri., Dec. 27	at Norfolk	7:30 PM
Sat., Dec. 28	at Norfolk	2:00 PM
Tue., Dec. 31	vs. HERSHEY	6:05 PM
Fri., Jan. 3	at Philadelphia	7:05 PM
Sat., Jan 4	vs. ALBANY	7:05 PM
Wed., Jan. 8	at Norfolk	7:15 PM
Fri., Jan. 10	at St. John's	6:05 PM
Sat., Jan. 11	at St. John's	6:05 PM

DAY, DATE	OPPONENT	TIME
Wed., Jan. 15	at Hershey	7:30 PM
Fri., Jan. 17	vs. LOWELL	7:05 PM
Sat., Jan. 18	vs. CLEVELAND	7:05 PM
Tue., Jan. 21	vs. HERSHEY	7:05 PM
Wed., Jan. 22	at Hershey	7:30 PM
Fri., Jan. 24	at Syracuse	7:30 PM
Sat., Jan. 25	at Binghamton	7:05 PM
Wed., Jan. 29	vs. SYRACUSE	7:05 PM
Fri., Jan. 31	vs. UTAH	7:05 PM
Sat., Feb. 1	vs. HOUSTON	7:05 PM
Wed., Feb. 5	vs. PHILADELPHIA	7:05 PM
Fri., Feb. 7	vs. SAN ANTONIO	7:05 PM
Sat., Feb. 8	vs. SAN ANTONIO	7:05 PM
Sun., Feb. 9	at Rochester	6:05 PM
Wed., Feb. 12	vs. BINGHAMTON	7:05 PM
Sat., Feb. 15	at Albany	2:00 PM
Sun., Feb. 16	at Binghamton	5:05 PM
Mon., Feb. 17	vs. PHILADELPHIA	5:05 PM
Wed., Feb. 19	at Utah	9:00 PM
Fri., Feb. 21	at Utah	9:00 PM
Sun., Feb. 23	at San Antonio	3:00 PM
Wed., Feb. 26	vs. BINGHAMTON	7:05 PM
Fri., Feb. 28	at Cleveland	7:00 PM
Sat., Mar. 1	at Cincinnati	7:35 PM
Sun., Mar. 2	at Cincinnati	5:05 PM
Sat., Mar. 8	vs. HERSHEY	7:05 PM
Mon., Mar. 10	vs. SYRACUSE	7:05 PM
Wed., Mar. 12	vs. SAINT JOHN	7:05 PM
Sat., Mar. 15	at Hershey	7:00 PM
Sun., Mar. 16	vs. SAINT JOHN	5:05 PM
Wed., Mar. 19	vs. SYRACUSE	7:05 PM
Sat., Mar. 22	at Lowell	7:00 PM
Sun., Mar. 23	at Hershey	6:00 PM
Fri., Mar. 28	vs. BINGHAMTON	7:05 PM
Sat., Mar. 29	vs. SYRACUSE	7:05 PM
Sun., Mar. 30	at Syracuse	5:00 PM
Wed., Apr. 2	vs. CINCINNATI	7:05 PM
Fri., Apr. 4	vs. NORFOLK	7:05 PM
Sat., Apr. 5	vs. NORFOLK	7:05 PM
Sun., Apr. 6	at Philadelphia	5:05 PM

Home Games in **Bold** and CAPS
All Times are Eastern Standard Time



AFFILIATES

WHEELING NAILERS (ECHL)

1144 Market Street
 Suite 202
 Wheeling, WV 26003
 Phone: (304) 234-4625
 Fax: (304) 233-4846
 Website: www.wheelingnailers.com



President / Governor: Jeff Barrett
General Manager: Ed Johnston
Alternate Governor: Michael Baker
Vice President / COO: Fred Traynor
Head Coach: John Brophy
Assistant Coach: Pat Bingham
Athletic Trainer: David Hanna
Equipment Manager: Tom Frater

Vice President of Corporate Sales:
 Mark Landini
Director of Marketing: David Flatley
Director of Communications / Broadcaster:
 Ned Bowdern
Director of Merchandise Sales/Office Manager:
 Tonya Hunt
Ticket Sales Representative: Jason Dawbin

2001-02 SCORING

POS	NO	NAME	GP	G	A	PTS	±:	PIM	PP	SH	GWG	S	PCT
C	15	Dylan Gyori	69	31	42	73	17	102	10	3	3	190	16.3
RW	7	Mike Hurley	72	23	48	71	4	68	7	1	7	218	10.6
C	18	Chris Wells	60	18	31	49	21	80	3	0	5	120	15.0
D	4	Kurtis Drummond	68	12	34	46	14	68	4	0	3	201	6.0
LW	32	Mark Major	71	26	19	45	9	102	3	3	4	176	14.8
LW	9	J.C. Ruid	28	17	15	32	7	18	6	1	3	108	15.7
RW	23	Arpad Mihaly	60	13	16	29	6	42	2	0	2	125	10.4
D	26	Doug Schmidt	66	3	23	26	22	89	1	0	0	156	1.9
D	16	Dmitri Doulebenets	55	9	15	24	9	24	2	0	2	85	10.6
RW	11	Brendan Walsh	29	7	15	22	6	168	2	0	1	62	11.3
D	5	Mark Moore	66	6	16	22	8	52	0	0	0	100	6.0
RW	9	Bogdan Rucenko	33	12	8	20	10	63	2	0	3	105	11.4
RW	22	Jeremy Brown	17	11	8	19	12	8	1	1	2	55	20.0
LW	13	Bruce Watson	58	7	11	18	-2	314	2	1	1	74	9.4
D	21	Derek Ernest	54	4	11	15	2	67	0	0	0	28	14.3
D	2	Dan Kopec	72	1	14	15	13	189	0	1	0	98	1.0
D	25	J.P Soucy	66	4	10	14	13	208	1	0	0	119	3.4
RW	8	Ken Tasker	59	4	2	6	-10	174	0	0	0	32	12.5
D	27	David Koci	33	2	4	6	-1	105	1	0	0	48	4.2
C	17	Eduard Pershi	5	1	4	5	2	2	1	0	0	10	10.0
D		Darcy Robinson	10	2	3	5	5	43	2	0	0	14	14.3
G	30	Joel Laing	43	0	2	2	--	2	0	0	0	0	--
C		Heath Gordon	6	0	1	1	-5	0	0	0	0	3	0.0
D	10	David Vychodil	40	0	1	1	-8	81	0	0	0	33	0.0
C		Colin Chaulk	3	0	0	0	0	0	0	0	0	5	0.0
G	28	Tyler MacKay	35	0	0	0	--	37	0	0	0	2	0.0
		Bench	72					36					
TOTALS			72	213	353	566		2140	50	11	36	2164	9.8
OPP TOTALS			72	208	374	582		1685	84	8	34	2622	7.9

2001-02 GOALTENDING

NO.	GOALTENDER	GP	MP	GAA	W-L-SOL-SOW	SO	SOG	SOA	GA	SV	SV%
30	Joel Laing	43	2381	2.77	20-20-3-2	2	3	14	110	1351	.925
28	Tyler MacKay	35	1975	2.83	16-12-1-6	1	6	32	93	1063	.920
TEAM TOTALS		72	4377	2.85	36-32-4-8	3	9	46	208	2414	.921

AFFILIATES



2002-03 SCHEDULE

DAY, DATE	OPPONENT	TIME	DAY, DATE	OPPONENT	TIME
Fri., Oct. 11	at Reading	7:05pm	Thurs., Jan. 2	at Dayton	7:00pm
Sat., Oct. 12	at Dayton	7:30pm	Fri., Jan. 3	vs. CINCINNATI	7:30pm
Sun., Oct. 13	vs. CINCINNATI	6:00pm	Sat., Jan. 4	vs. ATLANTIC CITY	7:30pm
Fri., Oct. 18	at Atlantic City	7:05pm	Wed., Jan. 8	at Cincinnati	7:05pm
Sat., Oct. 19	vs. PEORIA	7:30pm	Fri., Jan. 10	vs. JOHNSTOWN	7:30pm
Sun., Oct. 20	vs. PEORIA	6:00pm	Sun., Jan. 12	vs. PEORIA	6:00pm
Fri., Oct. 25	at Toledo	7:30pm	Wed., Jan. 15	at Richmond	7:05pm
Sat., Oct. 26	vs. ATLANTIC CITY	7:30pm	Fri., Jan. 17	vs. READING	7:30pm
Sun., Oct. 27	at READING*	5:05pm	Sat., Jan. 18	vs. DAYTON	7:30pm
Wed., Oct. 30	at Trenton	7:00pm	Fri., Jan. 24	at Cincinnati	7:05pm
Fri., Nov. 1	at Reading	7:05pm	Wed., Jan. 29	at Richmond	7:05pm
Sat., Nov. 2	vs. TOLEDO	7:30pm	Fri., Jan. 31	vs. AUGUSTA	7:30pm
Sun., Nov. 3	vs. DAYTON	6:00pm	Sat., Feb. 1	vs. MISSISSIPPI	7:30pm
Fri., Nov. 8	at Johnstown	7:30pm	Sat., Feb. 8	at Johnstown	7:30pm
Sat., Nov. 9	at Roanoke	7:35pm	Fri., Feb. 14	at Peoria	7:00pm
Sun., Nov. 10	vs. CINCINNATI	6:00pm	Sat., Feb. 15	at Peoria	8:00pm
Fri., Nov. 15	at Dayton	7:30pm	Fri., Feb. 21	vs. TOLEDO	7:30pm
Sat., Nov. 16	vs. PEORIA	7:30pm	Sat., Feb. 22	vs. LEXINGTON	7:30pm
Sun., Nov. 17	vs. PEORIA	6:00pm	Tue., Feb. 25	at Peoria	7:00pm
Fri., Nov. 22	at Toledo	7:30pm	Fri., Feb. 28	vs. DAYTON	7:30pm
Sat., Nov. 23	at Dayton	7:30pm	Sat., Mar. 1	at Johnstown	7:30pm
Thurs., Nov. 28	vs. JOHNSTOWN	7:00pm	Sun., Mar. 2	at Toledo	3:00pm
Fri., Nov. 29	at Johnstown	7:30pm	Fri., Mar. 7	at Reading	7:05pm
Sat., Nov. 30	vs. READING	7:30pm	Sat., Mar. 8	vs. TRENTON*	1:00pm
Fri., Dec. 6	at Toledo	7:30pm	Sun., Mar. 9	vs. CINCINNATI	3:00pm
Sat., Dec. 7	at Cincinnati	7:05pm	Wed., Mar. 12	at Charlotte	7:05pm
Sun., Dec. 8	at Peoria	3:00pm	Fri., Mar. 14	at Roanoke	7:35pm
Fri., Dec. 13	vs. DAYTONA	7:30pm	Sat., Mar. 15	at Lexington	7:30pm
Sat., Dec. 14	vs. TOLEDO	7:30pm	Sun., Mar. 16	at Lexington	6:00pm
Sun., Dec. 15	at Lexington	6:00pm	Fri., Mar. 21	vs. LEXINGTON	7:30pm
Fri., Dec. 20	vs. TOLEDO	7:30pm	Sat., Mar. 22	vs. TRENTON	7:30pm
Sat., Dec. 21	vs. LEXINGTON	7:30pm	Sun., Mar. 23	at Trenton	7:00pm
Fri., Dec. 27	vs. JOHNSTOWN	7:30pm	Tue., Mar. 25	at Cincinnati	7:05pm
Sat., Dec. 28	vs. RICHMOND	7:30pm	Fri., Mar. 28	vs. JOHNSTOWN	7:30pm
Sun., Dec. 29	at Lexington	6:00pm	Sat., Mar. 29	at Johnstown	7:30pm
Tues., Dec. 31	vs. LEXINGTON	7:00pm	Sun., Mar. 30	vs. TOLEDO	3:00pm

Home Games in **Bold** and CAPS

* = Games played in Wilkes-Barre, PA

All Times are Eastern Standard Time



AFFILIATES



JEFF BARRETT

Jeff Barrett begins his fourth season with the Wilkes-Barre/Scranton Penguins and second as president of Lernieux Hockey Development Group. Barrett serves as team president of the Wilkes-Barre/Scranton Penguins and Wheeling Nailers, the Penguins' American Hockey League and East Coast Hockey League affiliates. He oversees the day-to-day business operations of both franchises and serves on the AHL and ECHL Board of Governors, representing each team, in league matters.

Under his direction and leadership, Barrett has built Wilkes-Barre/Scranton from the ground-up and into one of the top franchises in the American Hockey League. He was named president of the AHL Penguins on May 29, 1998, and has since made the team one of the most popular franchises in the league with a season ticket base of more than 7,000 full season-ticket equivalencies. Last year, the Penguins led the AHL in sellouts for the third consecutive season and set a new AHL record for sellouts in a season with 39.

Prior to taking over the reigns of the Wilkes-Barre/Scranton Penguins, Barrett served as vice president of ticket sales for the Pittsburgh Penguins (1996-98), as vice president and general manager of ICEOPLEX of Southpointe (1995-96), and as general manager of the Pittsburgh Stingfingers of the Continental Indoor Soccer League and the Pittsburgh Phantoms of Roller Hockey International (1993-95).

Barrett began his sports managerial career as assistant director and event coordinator of the Glens Falls Civic Center in upstate New York where he worked closely with the arena's main tenant, the AHL's Adirondack Red Wings. He has also worked for Olympia Arena Corporation as director of operations for Tiger Stadium in Detroit.



GLENN PATRICK - Wilkes-Barre/Scranton

Glenn Patrick returns for his fourth season as head coach of the Wilkes-Barre/Scranton Penguins. He was named the first head coach in team history on June 1, 1999, and in three seasons behind the bench has compiled a record of 79-120-31-10.

After posting a 23-43-9-5 record during their inaugural campaign (1999-00), Patrick led the Penguins to one of the most remarkable turnarounds in American Hockey League history during 2000-01. The Penguins finished second in the Mid-Atlantic Division during that second year with a 36-33-9-2 mark, and advanced to the Calder Cup Finals.

Prior to assuming the head coaching duties with the Penguins, Patrick spent two seasons as an assistant coach with the Syracuse Crunch, the then-AHL affiliate of the Penguins and Vancouver Canucks. He joined the Pittsburgh organization in 1994 as a professional scout and has also served as assistant coach under John Brophy with the Hampton Roads Admirals of the East Coast Hockey League for two seasons (1991-93).

Patrick began his coaching career in 1982 with the Peoria Prancers of the International Hockey League after an eight-year playing career, which began with Kansas City (CHL) in 1970. He appeared in 38 NHL games during stints with St. Louis (1973-74), California (1974-75) and Cleveland (1976-77), as well as with Edmonton (1976-77) in the World Hockey Association. In three NHL seasons, he recorded five points (2+3) and 72 penalty minutes.



JOHN BROPHY - Wheeling


John Brophy enters his second year as head coach of the Wheeling Nailers, and his 13th season in the East Coast Hockey League (eleven with Hampton Roads, two with Wheeling). Overall he has 28 years of professional head coaching experience to his credit.

In his first season behind the Nailers' bench, Brophy led the team to a 36-32-4 record. The team's 3-0 win over Dayton on March 30, 2002 gave Brophy 1,000 victories in his coaching career, second-most all-time in pro hockey behind Scotty Bowman.

Brophy began his coaching career with the Long Island Ducks of the North American Hockey League in 1973-74 after a minor league playing career that spanned 20 years. Over the years he has coached of every level including the NHL. He guided the Toronto Maple Leafs to a 64-111-18 mark from 1986 until 1989.

After leaving Toronto, Brophy accepted the job with the Hampton Roads Admirals. In his 11 seasons behind the Admirals bench he won two division titles and three league championships. He has sent more players to the NHL from the ECHL than any other coach and is the all-time leader among ECHL coaches in regular season wins (485), postseason wins (55), and ECHL championships (three), and he has never had an ECHL team finish with a record below .500.

2001-02 IN REVIEW





NHL STANDINGS

EASTERN CONFERENCE

ATLANTIC DIVISION

	<u>W</u>	<u>L</u>	<u>I</u>	<u>OTL</u>	<u>GF</u>	<u>GA</u>	<u>PTS</u>
PHILADELPHIA (2)	42	27	10	3	234	192	97
NY ISLANDERS (5)	42	28	8	4	239	220	96
NEW JERSEY (6)	41	28	9	4	205	187	95
NY RANGERS (11)	36	38	4	4	227	258	80
PENGUINS (12)	28	41	8	5	198	249	69

NORTHEAST DIVISION

	<u>W</u>	<u>L</u>	<u>I</u>	<u>OTL</u>	<u>GF</u>	<u>GA</u>	<u>PTS</u>
BOSTON (1)	43	24	6	9	236	201	101
TORONTO (4)	43	25	10	4	249	207	100
OTTAWA (7)	39	27	9	7	243	208	94
MONTREAL (8)	36	31	12	3	207	209	87
BUFFALO (10)	35	35	11	1	213	200	82

SOUTHEAST DIVISION

	<u>W</u>	<u>L</u>	<u>I</u>	<u>OTL</u>	<u>GF</u>	<u>GA</u>	<u>PTS</u>
CAROLINA (3)	35	26	16	5	217	217	91
WASHINGTON (9)	36	33	11	2	228	240	85
TAMPA BAY (13)	27	40	11	4	178	219	69
FLORIDA (14)	22	44	10	6	180	250	60
ATLANTA (15)	19	47	11	5	187	288	54

WESTERN CONFERENCE

CENTRAL DIVISION

	<u>W</u>	<u>L</u>	<u>I</u>	<u>OTL</u>	<u>GF</u>	<u>GA</u>	<u>PTS</u>
DETROIT (1)	51	17	10	4	251	187	116
ST. LOUIS (4)	43	27	8	4	227	188	98
CHICAGO (5)	41	27	13	1	216	207	96
NASHVILLE (14)	28	41	13	0	196	230	69
COLUMBUS (15)	22	47	8	5	164	255	57

PACIFIC DIVISION

	<u>W</u>	<u>L</u>	<u>I</u>	<u>OTL</u>	<u>GF</u>	<u>GA</u>	<u>PTS</u>
SAN JOSE (3)	44	27	8	3	248	199	99
PHOENIX (6)	40	27	9	6	228	210	95
LOS ANGELES (7)	40	27	11	4	214	190	95
DALLAS (10)	36	28	13	5	215	213	90
ANAHEIM (13)	29	42	8	3	175	198	69

NORTHWEST DIVISION

	<u>W</u>	<u>L</u>	<u>I</u>	<u>OTL</u>	<u>GF</u>	<u>GA</u>	<u>PTS</u>
COLORADO (2)	45	28	8	1	212	169	99
VANCOUVER (8)	42	30	7	3	254	211	94
EDMONTON (9)	38	28	12	4	205	182	92
CALGARY (11)	32	35	12	3	201	220	79
MINNESOTA (12)	26	35	12	9	195	238	73

NHL LEADERS



SCORING LEADERS

RK	PLAYER	TEAM	GP	G	A	PTS	+/-	PIM	SHFT	S	SPCT	ATOI
1	JAROME IGINLA	CGY	82	52	44	96	27	77	25.3	311	0.167	22:21
2	MARKUS NASLUND	VAN	81	40	50	90	22	50	24.14	302	0.132	19:30
3	TODD BERTUZZI	VAN	72	36	49	85	21	110	24.68	203	0.177	19:39
4	MATS SUNDIN	TOR	82	41	39	80	6	94	21.48	262	0.156	19:20
5	JAROMIR JAGR	WSH	69	31	48	79	E	30	21.94	197	0.157	21:42
6	JOE SAKIC	COL	82	26	53	79	12	18	32.19	260	0.1	22:00
7	PAVOL DEMITRA	STL	82	35	43	78	13	46	23.84	212	0.165	19:10
8	ADAM OATES	PHI	80	14	64	78	-4	28	23.35	102	0.137	21:52
9	RON FRANCIS	CAR	80	27	50	77	4	18	24.63	165	0.163	20:40
10	MIKE MODANO	DAL	78	34	43	77	14	38	28.79	219	0.155	22:27
11	ALEXEI KOVALEV	PIT	67	32	44	76	2	80	25.58	266	0.12	24:02
12	KEITH TKACHUK	STL	73	38	37	75	21	117	24.3	244	0.155	19:38
13	BRENDAN SHANAHAN	DET	80	37	38	75	23	118	22.23	277	0.133	18:54
14	ALEXEI YASHIN	NYI	78	32	43	75	-3	25	22.93	239	0.133	20:37
15	CRAIG CONROY	CGY	81	27	48	75	24	32	27.53	146	0.184	20:56

GOALS

1	Jarome Iginia	Cgy	52
2	Bill Guerin	Bos	41
3	Glen Murray	Bos	41
4	Mats Sundin	Tor	41
5	Markus Naslund	Van	40
6	Peter Bondra	Wsh	39
7	Eric Daze	Chi	38
8	Keith Tkachuk	Stl	38

Four Players Tied With 37

ASSISTS

1	Adam Oates	Phi	64
2	Jason Allison	La	55
3	Joe Sakic	Col	53
4	Ron Francis	Car	50
5	Nicklas Lidstrom	Det	50
6	Markus Naslund	Van	50
7	Joze Stumpel	Bos	50
8	Todd Bertuzzi	Van	49

Three Players Tied With 48

PLUS-MINUS

1	Chris Chelios	Det	40
2	Jeremy Roenick	Phi	32
3	Glen Murray	Bos	31
4	Simon Gagne	Phi	31
5	Zdeno Chara	Ott	30
6	Michael Nylander	Chi	28

Five Players Tied With 27

GOALTENDING LEADERS

RK	PLAYER	TEAM	GP	W	L	T	GAA	SV	SV PCT	SO	GA	SA	ENG
1	PATRICK ROY	COL	63	32	23	8	1.94	1507	0.925	9	122	1629	6
2	ROMAN CECHEMANEK	PHI	46	24	13	6	2.05	1042	0.921	4	89	1131	2
3	MARTY TURCO	DAL	31	15	6	2	2.09	617	0.921	2	53	670	4
4	JOSE THEODORE	MTL	67	30	24	10	2.11	1836	0.931	7	136	1972	9
5	J. S. GIGUERE	ANA	53	20	25	6	2.13	1273	0.920	4	111	1384	3
6	MARTIN BRODEUR	N.J.	73	38	26	9	2.15	1499	0.906	4	156	1655	5
7	DOMINIK HASEK	DET	65	41	15	8	2.17	1514	0.915	5	140	1654	2
8	BRENT JOHNSON	STL	58	34	20	4	2.18	1166	0.902	5	127	1293	5
9	BYRON DAFOE	BOS	64	35	26	3	2.21	1379	0.907	4	141	1520	5
10	MARTIN BIRON	BUF	72	31	28	10	2.22	1630	0.915	4	151	1781	6
11	TOMMY SALO	EDM	69	30	28	10	2.22	1564	0.913	6	149	1713	5
12	CURTIS JOSEPH	TOR	51	29	17	5	2.23	11096	0.906	4	114	1210	4
13	FRED BRAITHWAITE	STL	25	9	11	4	2.24	489	0.901	2	54	543	1
14	SEAN BURKE	PHX	60	33	21	6	2.29	1574	0.920	5	137	1711	3
15	EVGENI NABOKOV	S.J.	67	37	24	5	2.29	1669	0.918	7	149	1818	5

WINS

1	Dominik Hasek	Det	41
2	Martin Brodeur	NJ	38
3	Evgeni Nabokov	SJ	37
4	Byron Dafeo	Bos	35
5	Brent Johnson	Stl	34
6	Jocelyn Thibault	Chi	33
7	Sean Burke	Phx	33
8	Patrick Roy	Col	32
9	Chris Osgood	NYI	32

SAVE %

1	Jose Theodore	Mil	.931
2	Patrick Roy	Col	.925
3	Marty Turco	Dal	.921
4	R. Cechmanek	Phi	.921
5	J. S. Giguere	Ana	.920
6	Sean Burke	Phx	.920
7	N. Khabibulin	TB	.920
8	Evgeni Nabokov	SJ	.918

Three Players Tied With .915

SHUTOUTS

1	Patrick Roy	Col	9
2	Jose Theodore	Mil	7
3	Patrick Lalime	Ott	7
4	Evgeni Nabokov	SJ	7
5	N. Khabibulin	TB	7
6	Dan Cloutier	Van	7
7	Johan Hedberg	Pit	6

Four Others Tied With 6



GAME BY GAME

2001-02 FIRST HALF

Gm.#	Date	Opp.	Score	W/L/T/OTL	Penguins Goalie(s)	Winning or Tying Goal	W-L-T-OTL	PTS	GF-GA	PCT.	ATTN.
1	Oct. 3	COL	1-3	L	Hedberg	Sakic	0-1-0-0	0	1-3	.000	17,148*
2	Oct. 6	ANA	2-4	L	Hedberg	York	0-2-0-0	0	3-7	.000	15,411
3	Oct. 10	NYI	3-6	L	Aubin	Parrish	0-3-0-0	0	6-13	.000	14,038
4	Oct. 14	@BUF	1-4	L	Hedberg	Kozlov	0-4-0-0	0	7-17	.000	15,815
5	Oct. 16	OTT	5-2	W	Hedberg	Lang	1-4-0-0	2	12-19	.200	14,907
6	Oct. 18	@OTT	3-0	W	Hedberg	Straka	2-4-0-0	4	15-19	.333	15,521
7	Oct. 20	@STL	1-2*	OTL	Hedberg	Demitra	2-4-0-1	5	16-21	.357	18,854
8	Oct. 23	@ATL	4-2	W	Hedberg	Rozs val	3-4-0-1	7	20-23	.438	13,281
9	Oct. 24	DAL	3-2	W	Hedberg	Richer	4-4-0-1	9	23-25	.500	16,958*
10	Oct. 27	@TOR	0-4	L	Hedberg	Sundin	4-5-0-1	9	23-29	.450	19,166
11	Oct. 28	FLA	2-2*	T	Aubin	Kraft	4-5-1-1	10	25-31	.455	16,449
12	Oct. 31	@PHI	0-3	L	Aubin	Lecair	4-6-1-1	10	25-34	.417	19,365
13	Nov. 1	TOR	3-1	W	Hedberg	Hrdina	5-6-1-1	12	28-35	.462	14,763
14	Nov. 3	TB	2-1*	W	Hedberg	Tibbatts	6-6-1-1	14	30-36	.500	17,148*
15	Nov. 6	@CAR	2-2*	T	Hedberg	O'Neill	6-6-2-1	15	32-38	.500	15,938
16	Nov. 7	@FLA	0-2	L	Hedberg	Worrell	6-7-2-1	15	32-40	.469	16,164
17	Nov. 10	@TB	2-3*	OTL	Aubin	Prospal	6-7-2-2	16	34-43	.471	18,812
18	Nov. 13	@NJ	5-1	W	Aubin	Morozov	7-7-2-2	18	39-44	.500	12,480
19	Nov. 14	NYI	3-3*	T	Hedberg	Kovalev	7-7-3-2	19	42-47	.500	15,466
20	Nov. 17	NYR	1-0*	W	Hedberg	Hrdina	8-7-3-2	21	43-47	.525	17,027*
21	Nov. 21	VAN	1-4	L	Hedberg	Bartuzzi	8-8-3-2	21	44-51	.500	16,980*
22	Nov. 23	@NSH	0-5	L	Aubin	Erat	8-9-3-2	21	44-56	.477	16,717
23	Nov. 24	BUF	3-1	W	Hedberg	Hrdina	9-9-3-2	23	47-57	.500	16,958*
24	Nov. 27	NJ	6-0	W	Hedberg	Moran	10-9-3-2	25	53-57	.521	13,410
25	Nov. 29	@SJ	0-5	L	HED/Aub	Thornton	10-10-3-2	25	53-62	.500	17,496
26	Dec. 1	@PHX	2-5	L	Hedberg	Berezin	10-11-3-2	25	55-67	.481	14,109
27	Dec. 4	@TOR	1-0	W	Hedberg	Lang	11-11-3-2	27	56-67	.500	19,271
28	Dec. 6	@BOS	4-1	W	Hedberg	Kraft	12-11-3-2	29	60-68	.518	14,125
29	Dec. 8	ATL	6-3	W	Hedberg	Rozsival	13-11-3-2	31	66-71	.534	14,917
30	Dec. 11	@WAS	2-2*	T	Hedberg	Simon	13-11-4-2	32	68-73	.533	18,672
31	Dec. 12	BOS	2-4	L	Hedberg	O'Donnell	13-12-4-2	32	70-77	.516	13,397
32	Dec. 14	MIN	2-5	L	Hedberg	Gaborik	13-13-4-2	32	72-82	.500	13,378
33	Dec. 16	CAR	0-7	L	HED/Aub	Brind'Amour	13-14-4-2	32	72-89	.485	14,226
34	Dec. 19	MON	1-3	L	Aubin	Zednik	13-15-4-2	32	73-92	.471	17,148*
35	Dec. 21	WAS	4-3	W	Hedberg	Hrdina	14-15-4-2	34	77-95	.486	17,148*
36	Dec. 22	@WAS	4-4*	T	Hedberg	Bondra	14-15-5-2	35	81-99	.486	18,672
37	Dec. 26	@NJ	0-4	L	HED/Aub	Rafalski	14-16-5-2	35	81-103	.473	19,040
38	Dec. 29	OTT	2-5	L	Hedberg	Hossa	14-17-5-2	35	83-108	.461	17,148*
39	Jan. 3	@NYI	2-4	L	Aubin	Blake	14-18-5-2	35	85-112	.449	16,234
40	Jan. 5	NYR	4-1	W	Hedberg	Kovalev	15-18-5-2	37	89-113	.463	16,305
41	Jan. 6	@CHI	0-2	L	Hedberg	Calder	15-19-5-2	37	89-115	.451	16,537

GAME BY GAME



2001-02 SECOND HALF

Gm.#	Date	Opponent	Score	W/L/T/OTL	Penguins Goalie(s)	Winning or Tying Goal	W-L-T-OTL	PTS	GF-GA	PCT.	ATTN.
42	Jan. 8	BOS	2-3	L	Hedberg	Samsonov	15-20-5-2	37	91-118	.440	15,897
43	Jan. 10	@BUF	2-0	W	Hedberg	Richer	16-20-5-2	39	93-118	.453	16,151
44	Jan. 12	STL	1-4	L	Hedberg	Mellanby	16-21-5-2	39	94-122	.443	16,958*
45	Jan. 15	@VAN	2-5	L	Hedberg	Chubarov	16-22-5-2	39	96-127	.433	18,422
46	Jan. 17	@CGY	6-4	W	Hedberg	Hrdina	17-22-5-2	41	102-131	.446	15,437
47	Jan. 19	@EDM	1-0	W	Hedberg	Laukkanen	18-22-5-2	43	103-131	.457	16,839
48	Jan. 21	PHI	5-2	W	Hedberg	Morozov	19-22-5-2	45	108-133	.469	16,958*
49	Jan. 23	TB	5-1	W	Hedberg	Lang	20-22-5-2	47	113-134	.480	15,127
50	Jan. 24	@NYI	5-4*	W	Aubin	Morozov	21-22-5-2	49	118-138	.490	16,234
51	Jan. 26	ATL	3-2*	W	Hedberg	Robitaille	22-22-5-2	51	121-140	.500	17,021*
52	Jan. 29	@PHI	2-3*	OTL	Aubin	Murray	22-22-5-3	52	123-143	.500	19,634
53	Jan. 30	SJ	3-6	L	Hedberg	Korolyuk	22-23-5-3	52	126-149	.491	15,152
54	Feb. 5	@CAR	3-3*	T	Hedberg	Ference	22-23-6-3	53	129-152	.491	18,730
55	Feb. 7	@MON	0-1	L	Hedberg	Van Allen	22-24-6-3	53	129-153	.481	21,191
56	Feb. 9	NJ	1-2*	OTL	Hedberg	Rafalski	22-24-6-4	54	130-155	.482	17,021*
57	Feb. 10	@NYR	3-4	L	Hedberg	Barnaby	22-25-6-4	54	133-159	.474	18,200
58	Feb. 12	@OTT	1-5	L	Hedberg	McEachern	22-26-6-4	54	134-164	.466	17,332
59	Feb. 27	LA	4-5	L	Hedberg	Lapierre	22-27-6-4	54	138-169	.458	16,134
60	Feb. 28	@CBJ	4-3*	W	Aubin	Rozsival	23-27-6-4	56	142-172	.467	18,136
61	Mar. 2	DET	2-4	L	Aubin	Avery	23-28-6-4	56	144-176	.459	17,148*
62	Mar. 4	@NYI	4-2	W	Hedberg	Kovalev	24-28-6-4	58	148-178	.468	13,277
63	Mar. 5	FLA	6-5*	W	Hedberg	Kovalev	25-28-6-4	60	154-183	.476	12,652
64	Mar. 7	CAR	1-3	L	Hedberg	Francis	25-29-6-4	60	155-186	.469	15,111
65	Mar. 9	NYR	3-2*	W	Hedberg	Hrdina	26-29-6-4	62	158-188	.477	16,958*
66	Mar. 11	CBJ	2-4	L	Hedberg	Sillinger	26-30-6-4	62	160-192	.470	13,422
67	Mar. 13	@ANA	2-4	L	Aubin	Solei	26-31-6-4	62	162-196	.463	12,536
68	Mar. 16	@LA	3-4	L	Aub/HED	Bednar	26-32-6-4	62	165-200	.456	18,118
69	Mar. 18	@ATL	4-2	W	Hedberg	Kraft	27-32-6-4	64	169-202	.464	12,305
70	Mar. 20	PHX	1-3	L	Hedberg	Nagy	27-33-6-4	64	170-205	.457	12,851
71	Mar. 23	PHI	4-4*	T	Hedberg	Kovalev	27-33-7-4	65	174-209	.458	17,148*
72	Mar. 24	WAS	6-2	W	Hedberg	Rozsival	28-33-7-4	67	180-211	.465	16,971*
73	Mar. 27	NJ	3-4	L	Hedberg	Elias	28-34-7-4	67	183-215	.459	15,106
74	Mar. 30	@MON	1-2*	OTL	Hedberg	Petrov	28-34-7-5	68	184-217	.459	21,273
75	Apr. 1	MON	0-3	L	Hedberg	Kilger	28-35-7-5	68	184-220	.453	14,110
76	Apr. 3	@FLA	2-3	L	Aubin	Beaudoin	28-36-7-5	68	186-223	.447	15,614
77	Apr. 4	@TB	2-4	L	Hedberg	Andreychuk	28-37-7-5	68	188-227	.442	15,464
78	Apr. 6	@PHI	1-3	L	Aubin	Roenick	28-38-7-5	68	189-230	.436	19,750
79	Apr. 8	@NYR	2-3	L	Hedberg	Lindros	28-39-7-5	68	191-233	.430	18,200
80	Apr. 10	BUF	4-4*	T	Aub/HED	Tams	28-39-8-5	69	195-237	.431	12,724
81	Apr. 12	TOR	2-5	L	Hedberg	Ponikarovsky	28-40-8-5	69	197-242	.426	16,816
82	Apr. 13	@BOS	1-7	L	Aubin	Murray	28-41-8-5	69	198-249	.421	17,565



GAME BY GAME

2001-02 HOME GAMES

Gm. #	Date	Opponent	Score	W/L/T/OTL	Penguins Goalie(s)	Winning or Tying Goal	W-L-T-OTL	PTS	GF-GA	PCT.	ATTN.
1	Oct. 3	COL	1-3	L	Hedberg	Sakic	0-1-0-0	0	1-3	.000	17,148*
2	Oct. 6	ANA	2-4	L	Hedberg	York	0-2-0-0	0	3-7	.000	15,411
3	Oct. 10	NYI	3-6	L	Aubin	Parrish	0-3-0-0	0	6-13	.000	14,038
4	Oct. 16	OTT	5-2	W	Hedberg	Lang	1-3-0-0	2	11-15	.250	14,907
5	Oct. 24	DAL	3-2	W	Hedberg	Richer	2-3-0-0	4	14-17	.333	16,958*
6	Oct. 28	FLA	2-2*	T	Aubin	Krcff	2-3-1-0	5	16-19	.417	16,449
7	Nov. 1	TOR	3-1	W	Hedberg	Hrdina	3-3-1-0	7	19-20	.500	14,763
8	Nov. 3	TB	2-1*	W	Hedberg	Tibbatts	4-3-1-0	9	21-21	.563	17,148*
9	Nov. 14	NYI	3-3*	T	Hedberg	Kovalev	4-3-2-0	10	24-24	.556	15,466
10	Nov. 17	NYR	1-0*	W	Hedberg	Hrdina	5-3-2-0	12	25-24	.600	17,027*
11	Nov. 21	VAN	1-4	L	Hedberg	Bertuzzi	5-4-2-0	12	26-28	.545	16,980*
12	Nov. 24	BUF	3-1	W	Hedberg	Hrdina	6-4-2-0	14	29-29	.583	16,958*
13	Nov. 27	NJ	6-0	W	Hedberg	Moran	7-4-2-0	16	35-29	.615	13,410
14	Dec. 8	ATL	6-3	W	Hedberg	Rozsival	8-4-2-0	18	41-32	.643	14,917
15	Dec. 12	BOS	2-4	L	Hedberg	O'Donnell	8-5-2-0	18	43-36	.600	13,397
16	Dec. 14	MIN	2-5	L	Hedberg	Gabarik	8-6-2-0	18	45-41	.563	13,378
17	Dec. 16	CAR	0-7	L	HED/Aub	Brind'Amour	8-7-2-0	18	45-48	.529	14,226
18	Dec. 19	MON	1-3	L	Aubin	Zecnik	8-8-2-0	18	46-51	.500	17,148*
19	Dec. 21	WAS	4-3	W	Hedberg	Hrdina	9-8-2-0	20	50-54	.526	17,148*
20	Dec. 29	OTT	2-5	L	Hedberg	Hossa	9-9-2-0	20	52-59	.500	17,148*
21	Jan. 5	NYR	4-1	W	Hedberg	Kovalev	10-9-2-0	22	56-60	.524	16,305
22	Jan. 8	BOS	2-3	L	Hedberg	Samsonov	10-10-2-0	22	58-63	.500	15,897
23	Jan. 12	STL	1-4	L	Hedberg	Mullanby	10-11-2-0	22	59-67	.478	16,958*
24	Jan. 21	PHI	5-2	W	Hedberg	Morozov	11-11-2-0	24	64-69	.500	16,958*
25	Jan. 23	TB	5-1	W	Hedberg	Lang	12-11-2-0	26	69-70	.520	15,127
26	Jan. 26	ATL	3-2*	W	Hedberg	Robitaille	13-11-2-0	28	72-72	.538	17,021*
27	Jan. 30	SJ	3-6	L	Hedberg	Korolyuk	13-12-2-0	28	75-78	.519	15,152
28	Feb. 9	NJ	1-2*	OTL	Hedberg	Rafalski	13-12-2-1	29	76-80	.518	17,021*
29	Feb. 27	LA	4-5	L	Hedberg	Laperriere	13-13-2-1	29	80-85	.500	16,134
30	Mar. 2	DET	2-4	L	Aubin	Avery	13-14-2-1	29	82-89	.483	17,148*
31	Mar. 5	FLA	6-5*	W	Hedberg	Kovalev	14-14-2-1	31	88-94	.500	12,652
32	Mar. 7	CAR	1-3	L	Hedberg	Francis	14-15-2-1	31	89-97	.484	15,111
33	Mar. 9	NYR	3-2*	W	Hedberg	Hrdina	15-15-2-1	33	92-99	.500	16,958*
34	Mar. 11	CBJ	2-4	L	Hedberg	Sillinger	15-16-2-1	33	94-103	.485	13,422
35	Mar. 20	PHX	1-3	L	Hedberg	Nagy	15-17-2-1	33	95-106	.471	12,851
36	Mar. 23	PHI	4-4*	T	Hedberg	Kovalev	15-17-3-1	34	99-110	.472	17,148*
37	Mar. 24	WAS	6-2	W	Hedberg	Rozsival	16-17-3-1	36	105-112	.486	16,971*
38	Mar. 27	NJ	3-4	L	Hedberg	Elias	16-18-3-1	36	108-116	.474	15,106
39	Apr. 1	MON	0-3	L	Hedberg	Kilger	16-19-3-1	36	108-119	.462	14,110
40	Apr. 10	BUF	4-4*	T	Aub/HED	Toms	16-19-4-1	37	112-123	.463	12,724
41	Apr. 12	TOR	2-5	L	Hedberg	Ponikarovsky	16-20-4-1	37	114-128	.451	16,816

GAME BY GAME



2001-02 ROAD GAMES

Gm. #	Date	Opponent	Score	W/L/T/OTL	Penguins Goalie(s)	Winning or Tying Goal	W-L-T-OTL	PTS	GF-GA	PCT.	ATTN.
1	Oct. 14	@BUF	1-4	L	Hedberg	Kozlov	0-1-0-0	0	1-4	.000	15,815
2	Oct. 18	@OTT	3-0	W	Hedberg	Straka	1-1-0-0	2	4-4	.500	15,521
3	Oct. 20	@STL	1-2*	OTL	Hedberg	Demitra	1-1-0-1	3	5-6	.500	18,854
4	Oct. 23	@ATL	4-2	W	Hedberg	Rozsival	2-1-0-1	5	9-8	.625	13,281
5	Oct. 27	@TOR	0-4	L	Hedberg	Sundin	2-2-0-1	5	9-12	.500	19,166
6	Oct. 31	@PHI	0-3	L	Aubin	Leclair	2-3-0-1	5	9-15	.417	19,365
7	Nov. 6	@CAR	2-2*	T	Hedberg	O'Neill	2-3-1-1	6	11-17	.419	15,938
8	Nov. 7	@FLA	0-2	L	Hedberg	Worrell	2-4-1-1	6	11-19	.375	16,164
9	Nov. 10	@TB	2-3*	OTL	Aubin	Prospal	2-4-1-2	7	13-22	.389	18,812
10	Nov. 13	@NJ	5-1	W	Aubin	Morozov	3-4-1-2	9	18-23	.450	12,480
11	Nov. 23	@NSH	0-5	L	Aubin	Eraf	3-5-1-2	9	18-28	.409	16,717
12	Nov. 29	@SJ	0-5	L	HED/Aub	Thornton	3-6-1-2	9	18-33	.375	17,496
13	Dec. 1	@PHX	2-5	L	Hedberg	Berezin	3-7-1-2	9	20-38	.346	14,109
14	Dec. 4	@TOR	1-0	W	Hedberg	Lang	4-7-1-2	11	21-38	.393	19,271
15	Dec. 6	@BOS	4-1	W	Hedberg	Kraft	5-7-1-2	13	25-39	.433	14,125
16	Dec. 11	@WAS	2-2*	T	Hedberg	Sirjon	5-7-2-2	14	27-41	.438	18,672
17	Dec. 22	@WAS	4-4*	T	Hedberg	Bondra	5-7-3-2	15	31-45	.441	18,672
18	Dec. 26	@NJ	0-4	L	HED/Aub	Rafalski	5-8-3-2	15	31-49	.417	19,040
19	Jan. 3	@NYI	2-4	L	Aubin	Blake	5-9-3-2	15	33-53	.395	16,234
20	Jan. 6	@CHI	0-2	L	Hedberg	Calder	5-10-3-2	15	33-55	.375	16,537
21	Jan. 10	@BUF	2-0	W	Hedberg	Richer	6-10-3-2	17	35-55	.405	16,151
22	Jan. 15	@VAN	2-5	L	Hedberg	Chubarov	6-11-3-2	17	37-60	.386	18,422
23	Jan. 17	@CGY	6-4	W	Hedberg	Hrdina	7-11-3-2	19	43-64	.413	15,437
24	Jan. 19	@EDM	1-0	W	Hedberg	Loukkanen	8-11-3-2	21	44-64	.438	16,839
25	Jan. 24	@NYI	5-4*	W	Aubin	Marozov	9-11-3-2	23	49-68	.460	16,234
26	Jan. 29	@PHI	2-3*	OTL	Aubin	Murray	9-11-3-3	24	51-71	.462	19,634
27	Feb. 5	@CAR	3-3*	T	Hedberg	Ference	9-11-4-3	25	54-74	.463	18,730
28	Feb. 7	@MON	0-1	L	Hedberg	Van Allen	9-12-4-3	25	54-75	.446	21,191
29	Feb. 10	@NYR	3-4	L	Hedberg	Barnaby	9-13-4-3	25	57-79	.431	17,021
30	Feb. 12	@OTT	1-5	L	Hedberg	McEachern	9-14-4-3	25	58-84	.417	17,332
31	Feb. 28	@CBJ	4-3*	W	Aubin	Rozsival	10-14-4-3	27	62-87	.435	18,136
32	Mar. 4	@NYI	4-2	W	Hedberg	Kovalev	11-14-4-3	29	66-89	.453	13,277
33	Mar. 13	@ANA	2-4	L	Aubin	Salei	11-15-4-3	29	68-93	.439	12,536
34	Mar. 16	@LA	3-4	L	Aub/HED	Bednar	11-16-4-3	29	71-97	.426	18,118
35	Mar. 18	@ATL	4-2	W	Hedberg	Kraft	12-16-4-3	31	75-99	.443	12,305
36	Mar. 30	@MON	1-2*	OTL	Hedberg	Petrov	12-16-4-4	32	76-101	.444	21,273
37	Apr. 3	@FLA	2-3	L	Aubin	Beaudoin	12-17-4-4	32	78-104	.432	15,614
38	Apr. 4	@TB	2-4	L	Hedberg	Andreychuk	12-18-4-4	32	80-108	.421	15,454
39	Apr. 6	@PHI	1-3	L	Aubin	Roenick	12-19-4-4	32	81-111	.410	19,750
40	Apr. 8	@NYR	2-3	L	Hedberg	Lindros	12-20-4-4	32	83-114	.400	18,200
41	Apr. 13	@BOS	1-7	L	Aubin	Murray	12-21-4-4	32	84-121	.390	17,565



PENGUINS STATS

2001-02 SCORING

POS	NO	NAME	GP	G	A	PTS	+/-	PIM	PP	SH	GWG	GI	S	PCT	
RW	27	Alexei Kovalev	67	32	44	76	2	80	8	1	3	2	266	12.0	
C	38	Jan Hrdina	79	24	33	57	-7	50	6	0	6	0	115	20.9	
C	20	Robert Lang	62	18	32	50	9	16	5	1	3	0	175	10.3	
RW	95	Aleksey Morozov	72	20	29	49	-7	16	7	0	3	0	162	12.3	
C	22	Randy Robitaille	-TOT	58	14	23	37	-23	33	5	0	1	0	121	11.6
			-PIT	40	10	20	30	-14	16	3	0	1	0	91	11.0
			-LA	18	4	3	7	-9	17	2	0	0	0	30	13.3
C	66	Mario Lemieux	24	6	25	31	E	14	2	0	0	0	75	8.0	
D	28	Michal Rozsival	79	9	20	29	-6	47	4	0	4	0	89	10.1	
LW	10	Ville Nieminen	-TOT	66	11	16	27	-1	38	1	0	5	0	83	13.3
			-PIT	13	1	2	3	-2	8	0	0	0	0	11	9.1
			-COL	53	10	14	24	1	30	1	0	5	0	72	13.9
RW	44	Stephane Richer	58	13	12	25	-8	14	1	0	2	0	107	12.1	
C	16	Kris Beech	79	10	15	25	-25	45	2	0	0	0	126	7.9	
C	17	Toby Petersen	79	8	10	18	-15	4	1	1	0	0	116	6.9	
LW	33	Dan LaCouture	82	6	11	17	-19	71	0	1	0	0	77	7.8	
C	14	Milan Kraft	68	8	8	16	-9	16	1	0	2	1	103	7.8	
RW	18	Shean Donovan	-TOT	61	8	7	15	-21	44	1	0	2	0	82	9.8
			-PIT	13	2	1	3	-5	4	0	0	0	0	18	11.1
			-ATL	48	6	6	12	-16	40	1	0	2	0	64	9.4
LW	9	Jeff Toms	-TOT	52	9	5	14	-9	14	2	0	0	1	84	11.3
			-PIT	14	2	1	3	-5	4	0	0	0	1	22	9.1
			-NYR	38	7	4	11	-4	10	2	0	0	0	62	10.7
D	11	Darius Kasparaitis	69	2	12	14	-1	123	0	0	0	0	75	2.7	
D	5	Janne Laukkanen	47	6	7	13	-18	28	3	0	1	0	66	9.1	
D	7	Andrew Ference	75	4	7	11	-12	73	1	0	0	1	82	4.9	
C	15	Wayne Primeau	33	3	7	10	-1	18	0	1	0	0	28	10.7	
D	24	Ian Moran	64	2	8	10	-11	54	0	0	1	0	94	2.1	
LW	82	Martin Straka	13	5	4	9	3	0	1	0	1	0	33	15.2	
C	26	Kent Manderville	-TOT	38	3	5	8	3	12	0	0	0	0	43	7.0
			-PIT	4	1	0	1	1	4	0	0	0	0	4	25.0
			-PHI	34	2	5	7	2	8	0	0	0	0	39	5.1
D	3	Jamie Pushor	-TOT	76	0	8	8	-13	84	0	0	0	0	60	0.0
			-PIT	15	0	2	2	-3	30	0	0	0	0	14	0.0
			-CBJ	61	0	6	6	-10	54	0	0	0	0	46	0.0
D	8	Hans Jonsson	53	2	5	7	-12	22	2	0	0	0	0	37	5.4
RW	12	Billy Tibbetts	33	1	5	6	-13	109	0	0	1	0	42	2.4	
LW	25	Kevin Stevens	32	1	4	5	-9	25	0	0	0	0	34	2.9	
D	23	John Jakopin	19	0	4	4	2	42	0	0	0	0	3	0.0	
RW	37	Tom Kostopoulos	11	1	2	3	-1	9	0	0	0	0	8	12.5	
D	2	Josef Melichar	60	0	3	3	-1	68	0	0	0	0	0	46	0.0
D	4	Mike Wilson	21	1	1	2	-12	17	0	0	0	0	14	7.1	
RW	29	Krzysztof Oliwa	57	0	2	2	-5	150	0	0	0	0	31	0.0	
D	6	Rick Berry	-TOT	70	0	2	2	1	81	0	0	0	0	49	0.0
			-PIT	13	0	2	0	-4	21	0	0	0	0	20	0.0
			-COL	57	0	0	0	1	60	0	0	0	0	29	0.0
C	41	Shane Endicott	4	0	1	1	-1	4	0	0	0	0	2	0.0	
RW	72	Eric Meloche	23	0	1	1	-7	8	0	0	0	0	29	0.0	
G	1	Johan Hedberg	66	0	1	1		22	0	0	0	0	0	0.0	
G	30	Jean-Sebastien Aubin	21	0	0	0		0	0	0	0	0	0	0.0	
TOTALS			82	198	341	539	-216	1248	47	5	28	5	2215	8.9	
OPPONENT TOTALS			82	249	435	684	173	1164	57	10	46	3	2394	10.4	

2001-02 GOALTENDING

NO.	GOALTENDER	GP	MP	GAA	W-L-T	GA	SA	SV%	SO	EN
1	Johan Hedberg	66	3877	2.75	25-34-7	178	1851	.904	6	3
30	Jean-Sebastien Aubin	21	1094	3.56	3-12-1	65	537	.879	0	3
PITTSBURGH TOTALS		82	4994	2.99	28-46-8	249	2394	.896	6	6
OPPONENT TOTALS		82	4994	2.38	46-28-8	198	2017	.911	10	7

FAST FACTS



RECORD IN 10-GAME SEGMENTS

GAMES	RECORD	PTS	GF	GA
1-10	4-5-0-1	9	23	29
11-20	4-2-3-1	12	20	18
21-30	5-4-1-0	11	25	26
31-40	2-7-1-0	5	21	40
41-50	6-4-0-0	12	29	25
51-60	2-5-1-2	7	24	34
61-70	4-6-0-0	8	28	33
71-80	1-6-2-1	5	25	32
81-82	0-2-0-0	0	3	12

RECORD BY MONTHS

OCTOBER	4-6-1-1
NOVEMBER	6-4-2-1
DECEMBER	4-7-2-0
JANUARY	8-6-0-1
FEBRUARY	1-4-1-1
MARCH	5-7-1-1
APRIL	0-7-1-0

RECORD AGAINST DIVISIONS/CONFERENCE

	W	L	I	OTL	PTS	PCT
ATLANTIC	8	8	2	2	20	.500
NORTHEAST	7	11	1	1	16	.400
SOUTHEAST	9	5	5	1	24	.600
CENTRAL	1	5	0	1	3	.214
PACIFIC	1	8	0	0	2	.111
NORTHWEST	2	4	0	0	4	.333

LEAGUE RANKINGS

	No.	Rank
Goal Scoring	198	23rd
Goals Allowed	249	26th
Power-play Proficiency	14.0	T-24th
Penalty-killing Efficiency	83.8	T-18th
Power-play Goals Scored	47	23rd
Power-play Goals Allowed	57	T-20th
Points	69	T-24th
Wins	28	T-24th
Losses	41	T-25th
Home Wins	16	T-24th
Road Wins	12	T-23rd
Penalty Minutes	1248	17th
Short-handed Goals Scored	5	T-20th
Short-handed Goals Against	10	T-26th
Hat-tricks	5	1st

Record in Back To Back Games	13-13-6-2	Record When Scoring Five Or More Goals	10-0-0-0
First Game	6-6-3-2	Record When Scoring Four Goals	7-1-3-0
Second Game	7-7-3-0	Record When Scoring Three Goals	6-5-2-0
Record in Overtime	7-5-8	Record When Scoring Two Or Less Goals	5-35-3-5
Record After A Win	12-10-4-2	Record When Allowing Two Or Less Goals	22-3-3-3
Record After A Loss (or off)	14-24-4-3	Record When Allowing Three Goals	3-10-2-2
Record After A Tie	2-6-0-0	Record When Allowing Four Goals	2-15-3-0
Record When Scoring First	16-9-4-2	Record When Allowing Five Or More Goals	1-13-0-0
Record When Opponent Scored First	12-32-4-3	First Half Record	15-19-5-2
Record When Leading After First Period	11-4-3-1	Second Half Record	13-22-3-3
Record When Trailing After First Period	9-23-2-0	Home Record	16-20-4-1
Record When Tied After First Period	8-14-3-4	First Half	10-9-2-0
Record When Leading After Two Periods	20-1-4-0	Second Half	6-11-2-1
Record When Trailing After Two Periods	2-32-4-0	Road Record	12-21-4-4
Record When Tied After Two Periods	6-8-0-5	First Half	5-10-3-2
Record In One Goal Games	11-13	Second Half	7-11-1-2
Record In Two Goal Games	7-14		
Record In Three Goal Games	6-12		
Record In Four Goal Games	3-3		
Record In Five Goal Games	1-4		



TRANSACTIONS

October 2	Signed right wing Stephane Richer.
October 2	Assigned Brooks Orpik, Ross Lupaschuk and Billy Tibbetts to Wilkes-Barre/Scranton (AHL).
October 2	Claimed defenseman John Jakopin off waivers from Florida.
October 5	Signed center Shane Endicott. Assigned him to Wilkes-Barre/Scranton (AHL).
October 30	Recalled forward Billy Tibbetts from Wilkes-Barre/Scranton.
November 16	Assigned defenseman Mike Wilson to Wilkes-Barre/Scranton.
December 28	Recalled forward Tom Kostopoulos from Wilkes-Barre/Scranton.
December 28	Reassigned center Milan Kraft to Wilkes-Barre/Scranton (AHL).
January 1	Reassigned forward Billy Tibbetts to Wilkes-Barre/Scranton.
January 4	Claimed center Randy Robitaille off waivers from Los Angeles.
January 14	Reassigned forward Tom Kostopoulos to Wilkes-Barre/Scranton.
January 14	Recalled forwards Milan Kraft and Eric Meloche from Wilkes-Barre/Scranton.
January 24	Recalled forward Billy Tibbetts from Wilkes-Barre/Scranton.
January 29	Recalled forward Shane Endicott from Wilkes-Barre/Scranton.
January 29	Assigned defenseman John Jakopin to Wilkes-Barre/Scranton.
January 30	Reassigned forward Shane Endicott to Wilkes-Barre/Scranton.
January 31	Reassigned forward Billy Tibbetts to Wilkes-Barre/Scranton.
February 4	Recalled defenseman Mike Wilson from Wilkes-Barre/Scranton.
February 13	Reassigned defenseman Mike Wilson and forward Eric Meloche to Wilkes-Barre/Scranton (AHL).
March 7	Recalled defenseman Mike Wilson from Wilkes-Barre/Scranton.
March 9	Reassigned defenseman Mike Wilson to Wilkes-Barre/Scranton.
March 9	Recalled forwards Billy Tibbetts and Shane Endicott from Wilkes-Barre/Scranton.
March 15	Claimed forward Shean Donovan off waivers from Atlanta.
March 15	Acquired defenseman Jamie Pushor from Columbus in exchange for a 4th round choice in the 2003 Entry Draft.
March 16	Claimed forward Jeff Toms off waivers from the NY Rangers.
March 17	Acquired forward Kent Manderville from Philadelphia in exchange for Billy Tibbetts.
March 19	Acquired left wing Ville Nieminen and defenseman Rick Berry from Colorado in exchange for Darius Kasparaitis.
March 19	Acquired a conditional draft choice from New Jersey in exchange for Stephane Richer.
March 20	Reassigned forwards Eric Meloche and Shane Endicott to Wilkes-Barre/Scranton.
April 6	Recalled defenseman Mike Wilson from Wilkes-Barre/Scranton.
April 8	Recalled forward Tom Kostopoulos from Wilkes-Barre/Scranton.

HIGHLIGHTS



- * The Penguins open their 35th season at home, losing 3-1 to the defending Stanley Cup champion Colorado Avalanche.
- * Rick Kehoe is named head coach on October 15. He becomes the 20th head coach in club history and the 17th different person to hold the job.
- * The Penguins win their first game of the season, 5-2 over Ottawa at Mellon Arena. Toby Petersen records his first career hat-trick in the win.
- * Johan Hedberg records his first career shutout, making 29 saves in a 3-0 Penguins' win in Ottawa on October 18.
- * The Penguins overcome a 2-0 deficit to defeat the Dallas Stars, 3-2 on October 24 at Mellon Arena. Stephane Richer scores the winning goal in the third period.
- * Alexei Kovalev records back to back hat-tricks, November 13 at New Jersey and November 14 vs. NY Islanders. The six goal outburst came immediately after Kovalev missed 13 games, Oct. 16-Nov. 10, following knee surgery.
- * Jan Hrdina's goal 4:41 into overtime gives the Penguins a 1-0 win over the New York Rangers on November 17 at Mellon Arena.
- * Rookie center Kris Beech scores his first National Hockey League goal in a 3-1 win over the Sabres on November 24 at Mellon Arena.
- * Despite being outshot 39-17, the Penguins defeat New Jersey 6-0 on November 27 at Mellon Arena.
- * Alexei Kovalev records his 500th career point December 11 at Washington.
- * The Penguins ruin former Penguin Jaromir Jagr's return to Mellon Arena by defeating the Capitals 4-3 on December 21.
- * Johan Hedberg makes 36 saves, recording his fifth shutout of the season, in a 2-0 Penguins' win January 10 in Buffalo.
- * Mario Lemieux plays in his 800th career game on January 12 vs. St. Louis.
- * Aleksey Morozov records a hat-trick and Mario Lemieux adds a goal and three assists in a 6-4 win at Calgary on January 17.
- * Johan Hedberg records his sixth shutout of the season, making 25 saves in a 1-0 win January 19 at Edmonton.
- * Mario Lemieux records four assists January 21 in a 5-2 win over the Flyers at Mellon Arena.
- * With two goals and three assists, Mario Lemieux records his first five-point game since March 26, 1997 in a 5-1 win over Tampa Bay on January 23.
- * Aleksey Morozov scores 1:29 into overtime giving the Penguins a 5-4 over the Islanders on January 24 at Long Island.
- * The Penguins win their second straight game in overtime when Randy Robitaille scores 4:02 into the extra session, giving the Penguins a 3-2 win over Atlanta on January 26.
- * The Penguins record a season high six-game winning streak, January 17-26.
- * On February 27, Mario Lemieux becomes just the seventh player in NHL history to record 1,600 points in a 5-4 loss to Los Angeles at Mellon Arena.
- * Michal Rozsival scores 1:42 into overtime giving the Penguins a 3-2 win over the Blue Jackets in Columbus on February 28.
- * Jan Hrdina's overtime goal gives the Penguins a 3-2 win over the New York Rangers on March 9. It marks the second time Hrdina scored in overtime against New York during the season.
- * The Penguins defeat the Washington Capitals 6-2 on March 24 at Mellon Arena. Six different Penguins score goals.



SCORING BREAKDOWN

	HOME			ROAD			PP			SH			ATLANTIC						
	GP	G	A PTS	GP	G	A PTS	G	A	PTS	G	A	PTS	GP	G	A PTS				
Jean-Sebastien Aubin	6	0	0	0	15	0	0	0	0	0	0	0	8	0	0	0			
Kris Beech	41	6	8	14	38	4	7	11	2	5	7	0	0	0	20	2	3	5	
Rick Berry	7	0	1	1	6	0	1	1	0	0	0	0	0	0	4	0	1	1	
Shean Donovan	5	0	1	1	8	2	0	2	0	0	0	0	0	1	1	4	1	0	1
Shane Endicott	2	0	0	0	2	0	1	1	0	0	0	0	0	0	2	0	1	1	
Andrew Ference	38	1	4	5	37	3	3	6	1	0	1	0	0	0	18	2	0	2	
Johan Hedberg	37	0	1	1	29	0	0	0	0	0	0	0	0	0	13	0	0	0	
Jan Hrdina	40	15	20	35	39	9	13	22	6	10	16	0	0	0	19	6	12	18	
John Jakopin	10	0	2	2	9	0	2	2	0	0	0	0	0	0	2	0	0	0	
Hans Jonsson	28	1	5	6	25	1	0	1	2	1	3	0	1	1	15	0	3	3	
Darius Kasparaitis	34	1	8	9	35	1	4	5	0	0	0	0	1	1	16	1	2	3	
Tom Kostopoulos	6	1	1	2	5	0	1	1	0	0	0	0	0	0	3	0	1	1	
Alexei Kovalev	36	22	24	46	31	10	20	30	8	14	22	1	0	1	18	16	13	29	
Milan Kraft	33	5	3	8	35	3	5	8	1	1	2	0	0	0	15	2	5	7	
Dan LaCouture	41	5	8	13	41	1	3	4	0	1	1	1	0	1	20	0	2	2	
Robert Lang	31	10	16	26	31	8	16	24	5	11	16	1	0	1	15	5	11	16	
Janne Laukkanen	23	3	4	7	24	3	3	6	3	4	7	0	1	1	13	2	1	3	
Mario Lemieux	11	3	18	19	13	3	9	12	2	12	14	0	0	0	4	0	7	7	
Kent Manderville	2	1	0	1	2	0	0	0	0	0	0	0	0	0	1	1	0	1	
Josef Melichar	28	0	2	2	32	0	1	1	0	1	1	0	0	0	14	0	0	0	
Eric Meloche	11	0	0	0	12	0	1	1	0	0	0	0	0	0	7	0	1	1	
Ian Moran	32	2	4	6	32	0	4	4	0	0	0	0	1	1	15	1	2	3	
Aleksey Morozov	35	10	16	26	37	10	13	23	7	9	16	0	1	1	19	7	10	17	
Ville Nieminen	7	0	2	2	6	1	0	1	0	0	0	0	0	0	4	0	0	0	
Krzysztof Oliwa	27	0	0	0	30	0	2	2	0	1	1	0	0	0	16	0	2	2	
Toby Petersen	39	7	5	12	40	1	5	6	1	2	3	1	0	1	19	3	3	6	
Wayne Primeau	17	1	4	5	16	2	3	5	0	0	0	1	0	1	8	2	1	3	
Jamie Pushor	7	0	2	2	8	0	0	0	0	0	0	0	0	0	4	0	1	1	
Stephane Richer	27	4	9	13	31	9	3	12	1	1	2	0	0	0	11	0	3	3	
Randy Robitaille	20	6	8	14	20	4	12	16	3	9	12	0	0	0	11	2	4	6	
Michal Rozsival	40	4	17	21	39	5	3	8	4	7	11	0	0	0	18	1	1	2	
Kevin Stevens	20	0	3	3	12	1	1	2	0	1	1	0	0	0	7	0	0	0	
Martin Straka	8	2	4	6	5	3	0	3	1	1	2	0	0	0	1	2	1	3	
Billy Tibbetts	17	1	3	4	16	0	2	2	0	0	0	0	0	0	9	0	3	3	
Jeff Toms	7	2	0	2	7	0	1	1	0	1	1	0	0	0	4	1	0	1	
Mike Wilson	8	1	1	2	13	0	0	0	0	0	0	0	0	0	5	0	1	1	

HOME GOALTENDING

GOALIE	GP	MP	GF	GA	PPGA	ENG	SO	GAA	W-L-T	SHOTS	SAV%
J. S. Aubin	6	309:41	11	20	6	2	0	3.87	0-3-1	158	.877
Johan Hedberg	37	2074:20	103	104	24	2	2	3.01	16-18-3	1030	.900
TOTALS	41	2479:25	114	128	30	4	2	3.10	16-21-4	1192	.893

ROAD GOALTENDING

GOALIE	GP	MP	GF	GA	PPGA	ENG	SO	GAA	W-L-T	SHOTS	SAV%
J. S. Aubin	15	783:17	26	44	11	1	0	3.37	3-9-0	379	.883
Johan Hedberg	29	1680:39	58	73	16	1	4	2.64	9-16-4	821	.909
TOTALS	41	2494:34	84	119	27	2	4	2.86	12-25-4	1202	.901

QUARTERLY BREAKDOWN



	1-20			21-41			42-61			62-82			TOTALS							
	GP	G	A	PTS	GP	G	A	PTS	GP	G	A	PTS	GP	G	A	PTS				
Jean-Sebastien Aubin	5	0	0	0	6	0	0	0	4	0	0	0	6	0	0	0	21	0	0	0
Kris Beech	20	0	9	9	20	4	3	7	18	3	1	4	21	3	2	5	79	10	15	25
Rick Berry	--	--	--	--	--	--	--	--	--	--	--	--	13	0	2	2	13	0	2	2
Shean Donovan	--	--	--	--	--	--	--	--	--	--	--	--	13	2	1	3	13	2	1	3
Shane Endicott	0	0	0	0	0	0	0	0	1	0	1	1	3	0	0	0	4	0	1	1
Andrew Ference	20	0	2	2	19	1	2	3	19	2	1	3	17	1	2	3	75	4	7	11
Johan Hedberg	15	0	1	1	18	0	0	0	16	0	0	0	17	0	0	0	66	0	1	1
Jan Hrdina	20	4	3	7	21	6	9	15	18	6	10	16	20	8	11	19	79	24	33	57
John Jakopin	5	0	1	1	13	0	3	3	1	0	0	0	--	--	--	--	19	0	4	4
Hans Jonsson	6	0	2	2	16	1	0	1	11	0	1	1	20	1	2	3	53	2	5	7
Darius Kasparaitis	20	0	2	2	21	1	4	5	20	0	4	4	8	1	2	3	69	2	12	14
Tom Kostopoulos	0	0	0	0	4	1	1	2	3	0	0	0	4	0	1	1	11	1	2	3
Alexei Kovalev	7	6	4	10	21	10	9	19	20	6	15	21	19	10	16	26	67	32	44	76
Milan Kraft	20	2	0	2	16	3	2	5	12	1	3	4	20	2	3	5	68	8	8	16
Dan LaCouture	20	1	2	3	21	3	3	6	20	0	2	2	21	2	4	6	82	6	11	17
Robert Lang	20	6	6	12	21	4	13	17	18	7	10	17	3	1	3	4	62	18	32	50
Janne Laukkanen	0	0	0	0	14	0	2	2	19	5	5	10	14	1	0	1	47	6	7	13
Mario Lemieux	11	1	9	10	0	0	0	0	13	5	16	21	0	0	0	0	24	6	25	31
Kent Manderville	--	--	--	--	--	--	--	--	--	--	--	--	4	1	0	1	4	1	0	1
Josef Melichar	20	0	2	2	20	0	1	1	17	0	0	0	3	0	0	0	60	0	3	3
Eric Meloche	0	0	0	0	0	0	0	0	17	0	1	1	6	0	0	0	23	0	1	1
Ian Moran	20	0	4	4	9	2	1	3	20	0	0	0	15	0	3	3	64	2	8	10
Aleksey Morozov	19	4	4	8	14	0	7	7	18	11	10	21	21	5	8	13	72	20	29	49
Ville Nieminen	--	--	--	--	--	--	--	--	--	--	--	--	13	1	2	3	13	1	2	3
Krzysztof Oliwa	11	0	0	0	16	0	2	2	15	0	0	0	15	0	0	0	57	0	2	2
Toby Petersen	19	3	6	9	21	3	1	4	20	1	3	4	19	1	0	1	79	8	10	18
Wayne Primeau	12	1	1	2	21	2	6	8	0	0	0	0	0	0	0	0	33	3	7	10
Jamie Pushor	--	--	--	--	--	--	--	--	--	--	--	--	15	0	2	2	15	0	2	2
Stephane Richer	18	5	1	6	19	4	4	8	13	3	3	6	8	1	4	5	58	13	12	25
Randy Robitaille	--	--	--	--	2	0	0	0	17	3	4	7	21	7	16	23	40	10	20	30
Michal Rozsival	20	2	2	4	21	1	6	7	20	2	5	7	18	4	7	11	79	9	20	29
Kevin Stevens	19	1	4	5	12	0	0	0	1	0	0	0	--	--	--	--	32	1	4	5
Martin Straka	11	5	4	9	0	0	0	0	1	0	0	0	1	0	0	0	13	5	4	9
Billy Tibbetts	9	1	3	4	16	0	1	1	4	0	1	1	4	0	0	0	33	1	5	6
Jeff Toms	--	--	--	--	--	--	--	--	--	--	--	--	14	2	1	3	14	2	1	3
Mike Wilson	12	1	1	2	0	0	0	0	4	0	0	0	5	0	0	0	21	1	1	2

	1-20		21-41		42-61		62-82		TOTALS	
	GP	RECORD	GP	RECORD	GP	RECORD	GP	RECORD	GP	RECORD
J. S. Aubin	5	1-3-1	6	0-3-0	4	2-2-0	6	0-4-0	21	3-12-1
Johan Hedberg	15	7-6-2	18	7-9-2	16	6-9-1	17	5-10-2	66	25-34-7

	1-20			21-41			42-61			62-82			TOTALS		
	GA	GAA	SV%	GA	GAA	SV%	GA	GAA	SV%	GA	GAA	SV%	GA	GAA	SV%
J. S. Aubin	14	2.72	.899	15	3.79	.880	13	3.21	.885	23	4.54	.856	65	3.56	.879
Johan Hedberg	32	2.09	.927	51	3.17	.901	47	2.91	.905	48	3.21	.882	178	2.75	.904



INJURIES

PLAYER	INJURY	GAMES MISSED	GAMES MISSED BY INJURY	TOTAL GAMES MISSED
DONOVAN	Lacerated elbow	Apr.10 – Apr. 12	2	2
FERENCE	Flu	Dec. 26	1	1
HRDINA	Back strain Flu	Jan. 24 – Jan. 26 Apr. 3	2 1	3
JONSSON	Broken foot Broken finger Bruised shoulder	Oct. 3 – Nov. 3 Jan. 26 – Feb. 12 Apr. 13	14 8 1	23
KOVALEV	Knee surgery Hip injury Hip flexor	Oct. 16 – Nov. 10 Apr. 8 Apr. 13	13 1 1	15
KRAFT	Flu	Jan. 21	1	1
LANG	Oral surgery Broken bone in hand Re-broken bone in hand	Jan. 29 – Jan. 30 Mar. 7 – Mar. 20 Mar. 24 – Apr. 13	2 7 11	20
LAUKKANEN	Knee surgery	Oct. 3 – Nov. 21	21	21
LEMIEUX	Hip flexor Hip surgery Hip injury Hip tendonitis and inflammation of the hip capsule	Oct. 6 – Oct. 10, Oct. 28 Oct. 31 – Nov. 7 Nov. 17 – Jan. 10 Feb. 28 – Apr. 13	3 5 24 23	55
MANDERVILLE	Ankle injury	Mar. 24 – Apr. 1 Apr. 4 – Apr. 13	4 6	10
MELICHAR	Bruised hip Dislocated shoulder Shoulder injury	Dec. 8 Feb. 27 – Mar. 27 Apr. 4 – Apr. 13	1 15 6	22
MORAN	Broken foot Hip injury	Dec. 11 – Jan. 6 Apr. 4 – Apr. 13	12 6	18
MOROZOV	Bruised shoulder Bruised Shoulder	Dec. 14 – Dec. 22 Jan. 5 – Jan. 10	5 4	9
PETERSEN	Dehydration	Oct. 14	1	1
PRIMEAU	Stress fracture – foot Reconstructive knee surgery	Oct. 3 – Oct. 23 Jan. 8 – Apr. 13	8 41	49
RICHER	Foot injury Flu Strained muscle	Nov. 14 – Nov. 17 Dec. 21 Jan. 23 – Feb. 7	2 1 7	10
ROZSIVAL	Groin injury	Apr. 6 – Apr. 8	2	2
STRAKA	Broken leg Broken orbital/sinus bone Re-injured broken leg	Oct. 31 – Feb. 12 Feb. 28 – Mar. 5 Mar. 9 – Apr. 12	47 4 18	69

MAN GAMES LOST



DATE	OPPONENT	PLAYER(S)	GAMES LOST
Oct. 3	COLORADO	Jonsson, LaJkkanen, Primeau	3-3
Oct. 6	ANAHEIM	Jonsson, LaJkkanen, Lemieux, Primeau	4-7
Oct. 10	NY ISLANDERS	Jonsson, LaJkkanen, Lemieux, Primeau	4-11
Oct. 14	@ Buffalo	Jonsson, LaJkkanen, Petersen, Primeau	4-15
Oct. 16	OTTAWA	Jonsson, Kovalov, Laukkanen, Primeau	4-19
Oct. 18	@ Ottawa	Jonsson, Kovalov, Laukkanen, Primeau	4-23
Oct. 20	@ St. Louis	Jonsson, Kovalov, Laukkanen, Primeau	4-27
Oct. 23	@ Atlanta	Jonsson, Kovalov, Laukkanen, Primeau	4-31
Oct. 24	DALLAS	Jonsson, Kovalov, Laukkanen	3-34
Oct. 27	@ Toronto	Jonsson, Kovalov, Laukkanen	3-37
Oct. 28	FLORIDA	Jonsson, Kovalov, Laukkanen, Lemieux	4-41
Oct. 31	@ Philadelphia	Jonsson, Kovalov, Laukkanen, Lemieux, Straka	5-46
Nov. 1	TORONTO	Jonsson, Kovalov, Laukkanen, Lemieux, Straka	5-51
Nov. 3	TAMPA BAY	Jonsson, Kovalov, Laukkanen, Lemieux, Straka	5-56
Nov. 6	@ Carolina	Kovalov, Laukkanen, Lemieux, Straka	4-60
Nov. 7	@ Florida	Kovalov, Laukkanen, Lemieux, Straka	4-64
Nov. 10	@ Tampa Bay	Kovalov, Laukkanen, Straka	3-67
Nov. 13	@ New Jersey	Laukkanen, Straka	2-69
Nov. 14	NY ISLANDERS	Laukkanen, Richer, Straka	3-72
Nov. 17	NY RANGERS	Laukkanen, Lemieux, Richer, Straka	4-76
Nov. 21	VANCOUVER	Laukkanen, Lemieux, Straka	3-79
Nov. 23	@ Nashville	Lemieux, Straka	2-81
Nov. 24	BUFFALO	Lemieux, Straka	2-83
Nov. 27	NEW JERSEY	Lemieux, Straka	2-85
Nov. 29	@ San Jose	Lemieux, Straka	2-87
Dec. 1	@ Phoenix	Lemieux, Straka	2-89
Dec. 4	@ Toronto	Lemieux, Straka	2-91
Dec. 6	@ Boston	Lemieux, Straka	2-93
Dec. 8	ATLANTA	Lemieux, Melichar, Straka	3-96
Dec. 11	@ Washington	Lemieux, Moran, Straka	3-99
Dec. 12	BOSTON	Lemieux, Moran, Straka	3-102
Dec. 14	MINNESOTA	Lemieux, Moran, Morozov, Straka	4-106
Dec. 16	CAROLINA	Lemieux, Moran, Morozov, Straka	4-110
Dec. 19	MONTREAL	Lemieux, Moran, Morozov, Richer, Straka	5-115
Dec. 21	WASHINGTON	Lemieux, Moran, Morozov, Straka	4-119
Dec. 22	@ Washington	Lemieux, Moran, Morozov, Straka	4-123
Dec. 26	@ New Jersey	Ference, Lemieux, Moran, Straka	4-127
Dec. 29	OTTAWA	Lemieux, Moran, Straka	3-130
Jan. 3	@ NY Islanders	Lemieux, Moran, Straka	3-133
Jan. 5	NY RANGERS	Lemieux, Moran, Morozov, Straka	4-137
Jan. 6	@ Chicago	Lemieux, Moran, Morozov, Straka	4-141
Jan. 8	BOSTON	Lemieux, Morozov, Primeau, Straka	4-145
Jan. 10	@ Buffalo	Lemieux, Morozov, Primeau, Straka	4-149
Jan. 12	ST. LOUIS	Primeau, Straka	2-151
Jan. 15	@ Vancouver	Primeau, Straka	2-153
Jan. 17	@ Calgary	Primeau, Straka	2-155
Jan. 19	@ Edmonton	Primeau, Straka	2-157
Jan. 21	PHILADELPHIA	Kraft, Primeau, Straka	3-160
Jan. 23	TAMPA BAY	Primeau, Richer, Straka	3-163
Jan. 24	@ NY Islanders	Hrdina, Primeau, Richer, Straka	4-167
Jan. 26	ATLANTA	Hrdina, Jonsson, Primeau, Richer, Straka	5-172
Jan. 29	@ Philadelphia	Jonsson, Lang, Primeau, Richer, Straka	5-177
Jan. 30	SAN JOSE	Jonsson, Lang, Primeau, Richer, Straka	5-182
Feb. 5	@ Carolina	Jonsson, Primeau, Richer, Straka	4-186
Feb. 7	@ Montreal	Jonsson, Primeau, Richer, Straka	4-190
Feb. 9	NEW JERSEY	Jonsson, Primeau, Straka	3-193
Feb. 10	@ NY Rangers	Jonsson, Primeau, Straka	3-196
Feb. 12	@ Ottawa	Jonsson, Primeau, Straka	3-199
Feb. 27	LOS ANGELES	Melichar, Primeau	2-201
Feb. 28	@ Columbus	Lemieux, Melichar, Primeau, Straka	4-205
Mar. 2	DETROIT	Lemieux, Melichar, Primeau, Straka	4-209
Mar. 4	@ NY Islanders	Lemieux, Melichar, Primeau, Straka	4-213
Mar. 5	FLORIDA	Lemieux, Melichar, Primeau, Straka	4-217
Mar. 7	CAROLINA	Lang, Lemieux, Melichar, Primeau	4-221
Mar. 9	NY RANGERS	Lang, Lemieux, Melichar, Primeau, Straka	5-226
Mar. 11	COLUMBUS	Lang, Lemieux, Melichar, Primeau, Straka	5-231
Mar. 13	@ Anaheim	Lang, Lemieux, Melichar, Primeau, Straka	5-236
Mar. 16	@ Los Angeles	Lang, Lemieux, Melichar, Primeau, Straka	5-241
Mar. 18	@ Atlanta	Lang, Lemieux, Melichar, Primeau, Straka	5-246
Mar. 20	PHOENIX	Lang, Lemieux, Melichar, Primeau, Straka	5-251
Mar. 23	PHILADELPHIA	Lemieux, Melichar, Primeau, Straka	4-255
Mar. 24	WASHINGTON	Lang, Lemieux, Manderville, Melichar, Primeau, Straka	6-261
Mar. 27	NEW JERSEY	Lang, Lemieux, Manderville, Melichar, Primeau, Straka	6-267
Mar. 30	@ Montreal	Lang, Lemieux, Manderville, Primeau, Straka	5-272
Apr. 1	MONTREAL	Lang, Lemieux, Manderville, Primeau, Straka	5-277
Apr. 3	@ Florida	Hrdina, Lang, Lemieux, Primeau, Straka	5-282
Apr. 4	@ Tampa Bay	Lang, Lemieux, Manderville, Melichar, Moran, Primeau, Straka	7-289
Apr. 6	@ Philadelphia	Lang, Lemieux, Manderville, Melichar, Moran, Primeau, Raszycki, Straka	8-297
Apr. 8	@ NY Rangers	Kovalov, Lang, Lemieux, Manderville, Melichar, Moran, Primeau, Raszycki, Straka	9-306
Apr. 10	BUFFALO	Donovan, Lang, Lemieux, Manderville, Melichar, Moran, Primeau, Straka	8-314
Apr. 12	TORONTO	Donovan, Lang, Lemieux, Manderville, Melichar, Moran, Primeau, Straka	8-322
Apr. 13	@ Boston	Jonsson, Kovalov, Lang, Lemieux, Manderville, Melichar, Moran, Primeau, Straka	9-331



SUPERLATIVES

TEAM SINGLE GAME HIGHLIGHTS

	<u>At Home</u>	<u>On the Road</u>
Most Goals For	6-0 win vs. New Jersey, Nov. 27 6-3 win vs. Atlanta, Dec. 8 6-5 win vs. Florida, Mar. 5 6-2 win vs. Washington, Mar. 24	6-4 win at Calgary, Jan. 17
Largest Winning Margin	6-0 win vs. New Jersey, Nov. 27	5-1 win at New Jersey, Nov. 13

TEAM SEASON HIGHLIGHTS

	<u>Overall</u>	<u>Home</u>	<u>Road</u>
Longest Winning Streak	6 games Jan. 17-Jan. 26	3 games Jan. 21-Jan. 26 Nov. 24-Dec. 8	3 games Jan. 17-Jan. 24
Longest Unbeaten Streak	6 games Jan. 17-Jan. 26 (6-0-0)	7 games Oct. 16-Nov. 17 (5-0-2)	4 games Dec. 4-Dec. 22 (2-0-2)

GOALTENDING HIGHLIGHTS

Most Saves In a Game	41	Johan Hedberg, Nov. 14 vs. NY Islanders
Most Consecutive Starts	11	Johan Hedberg, Nov. 24-Dec. 16 (5-5-1)
Longest Win Streak	5	Johan Hedberg, Jan. 17-Jan. 24
Longest Unbeaten Streak	5	Johan Hedberg, Jan. 17-Jan. 24 (5-0-0)


INDIVIDUAL SINGLE GAME HIGHLIGHTS

	<u>At Home</u>	<u>On the Road</u>
Most Goals	3: Toby Petersen (Oct. 16 vs. Ott) 3: Alexei Kovalev (Nov. 14 vs. NYI) 3: Alexei Kovalev (Jan. 5 vs. NYR)	3: Alexei Kovalev (Nov. 13 at NJ) 3: Aleksey Morozov (Jan. 17 at Cgy)
Most Assists	4: Mario Lemieux (Jan. 21 vs. Phil)	3: Alexei Kovalev (Jan. 17 at Cgy) 3: Mario Lemieux (Jan. 17 at Cgy) 3: Jan. Hrdina (Feb. 28 at Clb) 3: Alexei Kovalev (Mar. 18 at Atl)
Most Points	5: Mario Lemieux (2+3) (Jan. 23 vs. TB)	4: Aleksey Morozov (2+2) (Nov. 13 at NJ) 4: Mario Lemieux (1+3) (Jan. 17 at Cgy)

INDIVIDUAL SEASON HIGHLIGHTS

Most Goals	Alexei Kovalev	32
Most Assists	Alexei Kovalev	44
Most Points	Alexei Kovalev	76
Most Penalty Minutes	Krzysztof Oliwa	150
Most Shots	Alexei Kovalev	266
Most Power-play Goals	Alexei Kovalev	8
Most Short-handed Goals	A. Kovalev, D. LaCouture, R. Lang, T. Petersen, W. Primeau	1
Most Game-winning Goals	Dan Hrdina	6
Most Games Played	Dan LaCouture	82
Highest Plus/Minus Rating	Robert Lang	Plus-9
Top Scoring Center	Jan Hrdina	57 points (24+33)
Top Scoring Right Wing	Alexei Kovalev	76 points (32+44)
Top Scoring Left Wing	Randy Robitaille	37 points (14+23)
Top Scoring Defenseman	Michal Rozsival	29 points (9+20)
Top Scoring Rookie	Kris Beech	25 points (10+15)
Longest Goal Scoring Streak	Jan Hrdina (Mar. 2-Mar. 9) (5 goals)	5 games
Longest Assist Streak	Robert Lang (Dec. 6-Dec. 14)	(7 assists) 5 games
Longest Point Streak	Jan Hrdina (Feb. 27-Mar. 9)	(6+6=12) 7 games
Most Goals At Home	Alexei Kovalev	22
Most Goals On the Road	Alexei Kovalev, Aleksey Morozov	10
Most Points At Home	Alexei Kovalev	46
Most Points On the Road	Alexei Kovalev	30


OPPONENTS





OPPONENTS

MIGHTY DUCKS OF ANAHEIM



PAUL KARIYA

All-Time NHL Record:
269-338-88-11

Stanley Cup Titles:
None

Founded:
1992

Location:
2675 East Katella Ave.,
Anaheim, CA 92806

General Office Phone:
(714) 940-2900

Arena (Capacity):
Arrowhead Pond (17,174)

General Manager:
Bryan Murray

Head Coach:
Mike Babcock

Coach's NHL Record (Seasons):
First Season

Assistant Coaches:
Paul MacLean, Lorne Henning

Website:
www.mightyducks.com

PENGUINS vs. MIGHTY DUCKS

2001-2002 Record: 29-42-8-3; Fifth place, Pacific Division. Tied 24th overall

2002 Playoff Record: Did not qualify

2001-2002 Top Scorer: Paul Kariya (32-25-57)

All-time Anaheim scorer vs. Pittsburgh:
Teemu Selanne (9gp, 4-14-18)

All-time Pittsburgh scorer vs. Anaheim:
Jaromir Jagr (11gp, 11-11-22)

Longest Anaheim win streak vs. Pittsburgh:
3, Jan. 18, 1999-Jan. 29, 2000

Longest Pittsburgh win streak vs. Anaheim:
4, Dec. 7, 1996-Dec. 10, 1997

Longest Anaheim undefeated streak vs. Pittsburgh: 4, Dec. 1, 1998-Jan. 29, 2000 (3-0-1)

Longest Pittsburgh undefeated streak vs. Anaheim: 4, Dec. 7, 1996-Dec. 10, 1997 (4-0-0)

Last Anaheim win at home:
Mar. 13, 2002 (4-2) (0-0-0 since last win)

Last Pittsburgh win at home:
Jan. 15, 2001 (3-2) (0-1-0 since last win)

Last Anaheim win at Pittsburgh:
Oct. 6, 2001 (4-2) (0-0-0 since last win)

Last Pittsburgh win at Anaheim:
Dec. 10, 1997 (3-0) (0-3-0 since last win)

Most goals by Anaheim vs. Pittsburgh:
7, Jan. 29, 2000 (A, 7-1)

Most goals by Pittsburgh vs. Anaheim:
7, Dec. 11, 1996 (P, 7-3)

Most goals by both teams:
10, Dec. 11, 1996 (P, 7-3)

Last Anaheim shutout vs. Pittsburgh:
None

Last Pittsburgh shutout vs. Anaheim:
Dec. 10, 1997 (3-0), Tom Barrasso

Last Anaheim hat-trick vs. Pittsburgh:
None

Last Pittsburgh hat-trick vs. Anaheim:
None

Last Pittsburgh trade with Anaheim:
Mar. 8, 2002. Bert Robertsson to Pittsburgh for Mark Moore

Overtime record vs. Pittsburgh: 1-0-2

YEAR BY YEAR

YEAR	PIT.	ROAD	TOTAL	GF/GA
1993-94	0-0-1	1-0-0	1-0-1	7-5
1994-95	Did Not Play			
1995-96	1-0-0	0-1-0	1-1-0	8-8
1996-97	1-0-0	1-0-0	2-0-0	12-6
1997-98	1-0-0	1-0-0	2-0-0	8-2
1998-99	0-0-1	0-1-0	0-1-1	7-9
1999-00	0-1-0	0-1-0	0-2-0	2-9
2000-01	1-0-0	0-0-0	1-0-0	3-2
2001-02	0-1-0	0-1-0	0-2-0	4-8
TOTALS	4-2-2	3-4-0	7-6-2	51-49

2002-03 SCHEDULE

Dec. 15 @ Anaheim - 8:00pm



OPPONENTS



2001-02 SEASON SERIES

2001-2002	GP	W	L	T	OTL	PTS	GF	GA	PPG	SHG	PEN	PIM
PITTSBURGH	2	0	2	0	0	0	4	8	1	0	10	23
ANAHEIM	2	2	0	0	0	4	8	4	2	1	9	21

at Pittsburgh 0-1-0-0
at Anaheim 0-1-0-0

Oct. 6
Mar. 13

ANAHEIM (SHIELDS) 4
Pittsburgh (Aubin) 2

at Pittsburgh (Hedberg) 2
at ANAHEIM (GIGUERE) 4

WG - York
WG - Salei

GOALS AND SHOTS BY PERIOD	1ST	2ND	3RD	OT	TOTAL
PITTSBURGH	1-20	1-25	2-29	0	4-74
ANAHEIM	5-23	2-16	1-9	0	8-48

GOALTENDERS	GP	MP	GF	GA	ENG	SO	GAA	SH	SV%	W-L-T
Hedberg	1	58:59	2	4	0	0	4.07	20	.800	0-1-0
Aubin	1	58:29	2	4	0	0	4.10	28	.857	0-1-0
PITTSBURGH TOTALS	2	120:00	4	8	0	0	4.00	48	.833	0-2-0
Giguere	1	60:00	4	2	0	0	2.00	31	.935	1-0-0
Shields	1	60:00	4	2	0	0	2.00	43	.953	1-0-0
ANAHEIM TOTALS	2	120:00	8	4	0	0	2.00	74	.946	2-0-0

POWER-PLAY GOALS: PITTSBURGH (1 for 8) - Morozov
ANAHEIM (2 for 9) - Cullen, York


SHORT-HANDED GOALS: ANAHEIM (1) - Cullen

PITTSBURGH	GP	G	A	PTS	PIM	SH	+/-	ANAHEIM	GP	G	A	PTS	PIM	SH	+/-
Robitaille	1	0	2	2	0	2	+1	Cullen	2	4	1	5	0	5	+4
Hrdina	2	0	2	2	0	4	E	Friesen	2	0	4	4	2	6	+4
Kraff	2	1	0	1	2	4	-1	Rucchin	2	1	1	2	0	1	E
LaCouture	2	1	0	1	2	3	-1	York	2	1	1	2	2	5	+3
Morozov	2	1	0	1	2	7	+1	Leclerc	2	0	2	2	0	6	+1
Richer	2	1	0	1	2	6	E	Parssinen	2	0	2	2	2	1	+1
Hedberg	1	0	1	1	0	0		McInnis	1	1	0	1	0	2	+1
Kovalev	2	0	1	1	2	15	-1	Salei	2	1	0	1	4	2	+2
Moran	2	0	1	1	2	4	-2	Kjellberg	1	0	1	1	0	2	+2
Rozsival	2	0	1	1	0	1	+1	Kariya	2	0	1	1	0	2	-1
Aubin	1	0	0	0	0	0		Titov	2	0	1	1	0	1	+1
Endicott	1	0	0	0	2	0	-1	Tverdovsky	2	0	1	1	0	2	+1
Jonsson	1	0	0	0	0	1	-1	Bylsma	1	0	0	0	0	0	-1
Lang	1	0	0	0	0	4	-1	Chouinard	1	0	0	0	0	0	E
Laukkanen	1	0	0	0	2	0	-2	Giguere	1	0	0	0	0	0	
Melichar	1	0	0	0	0	0	+1	Lambert	1	0	0	0	0	1	-1
Meloe	1	0	0	0	0	4	-1	McDonald	1	0	0	0	0	2	+1
Oliiva	1	0	0	0	5	1	E	Pahlsson	1	0	0	0	0	1	-1
Stevens	1	0	0	0	0	1	E	Shields	1	0	0	0	0	0	
Straka	1	0	0	0	0	4	-1	Tenkra	1	0	0	0	2	2	E
Tibbetts	1	0	0	0	0	2	-2	Carney	2	0	0	0	0	2	E
Wilson	1	0	0	0	0	0	-1	Sawyer	2	0	0	0	7	1	-1
Beech	2	0	0	0	0	4	E	Trnka	2	0	0	0	0	1	-1
Ference	2	0	0	0	0	2	-4	Vishnevski	2	0	0	0	2	3	E
Kasparaitis	2	0	0	0	2	4	+1								
Petersen	2	0	0	0	0	1	-1								
TOTALS	2	4	8	12	23	74		TOTALS	2	8	15	23	21	48	



OPPONENTS

ATLANTA THRASHERS



DANY HEATLEY

All-Time NHL Record:

56-149-30-11
Stanley Cup Titles:
 None
Founded:
 1999
Location:
 One CNN Center, 12th Floor,
 South Tower,
 Atlanta, GA 30348
General Office Phone:
 (404) 827-5300
Arena (Capacity):
 Phillips Arena (18,545)

President:

Stan Kasten
General Manager:
 Don Waddell

Head Coach:

Curt Fraser
Coach's NHL Record (Seasons):
 56-160-30 (3)

Assistant Coaches:

Tim Bothwell, Steve Weeks

Website:

www.atlantathrashers.com

PENGUINS vs. THRASHERS

2001-2002 Record: 19-47-11-5; Fifth place, Southeast Division, 30th overall

2002 Playoff Record: Did not qualify

2001-2002 Top Scorer: Dany Heatley (26-41-67)

All-time Atlanta scorer vs. Pittsburgh:
 Gord Murphy (5gp, 2-4-6); Yannick Tremblay (10gp, 2-4-6)

All-time Pittsburgh scorer vs. Atlanta:
 Alexei Kovalev (11 gp, 3-13-16)

Longest Atlanta win streak vs. Pittsburgh:
 None

Longest Pittsburgh win streak vs. Atlanta:
 12, Jan. 31- 2000-Mar. 18, 2002

Longest Atlanta undefeated streak vs. Pittsburgh: None

Longest Pittsburgh undefeated streak vs. Atlanta: 12, Jan. 31, 2000-Mar. 18, 2002 (12-0-0)

Last Atlanta win at home:
 None

Last Pittsburgh win at home:
 Jan. 26, 2002 (3-2 ot) (0-0-0 since last win)

Last Atlanta win at Pittsburgh:
 None

Last Pittsburgh win at Atlanta:
 Mar. 18, 2002 (4-2) (0-0-0 since last win)

Most goals by Atlanta vs. Pittsburgh:
 3, four times - last time: Dec. 8, 2001 (P, 6-3)

Most goals by Pittsburgh vs. Atlanta:
 6, two times - last time: Dec. 8, 2001 (P, 6-3)

Most goals by both teams:
 9, two times - last time: Dec. 8, 2001 (P, 6-3)

Last Atlanta shutout vs. Pittsburgh:
 None

Last Pittsburgh shutout vs. Atlanta:
 None

Last Atlanta hat-trick vs. Pittsburgh:
 None

Last Pittsburgh hat-trick vs. Atlanta:
 None

Last Pittsburgh trade with Atlanta:
 Jan. 14, 2001 - Jiri Slegr to Atlanta for third round choice in 2001 Entry Draft


Overtime record vs. Pittsburgh: 0-2-0

YEAR BY YEAR

YEAR	PIT.	ROAD	TOTAL	GF/GA
1999-00	2-0-0	2-0-0	4-0-0	16-7
2000-01	2-0-0	2-0-0	4-0-0	19-8
2001-02	2-0-0	2-0-0	4-0-0	17-9
TOTALS	6-0-0	6-0-0	12-0-0	52-24

2002-03 SCHEDULE

Oct. 16 @ Pittsburgh - 7:30pm
 Nov. 22 @ Atlanta - 7:30pm
 Dec. 30 @ Pittsburgh - 7:30pm
 Jan. 3 @ Atlanta - 7:30pm



OPPONENTS



2001-02 SEASON SERIES

2001-2002	GP	W	L	T	OTL	PTS	GF	GA	PPG	SHG	PEN	PIM
PITTSBURGH	4	4	0	0	0	8	17	9	4	0	30	77
ATLANTA	4	0	3	0	1	1	9	17	4	0	28	65

at Pittsburgh 2-0-0-0
at Atlanta 2-0-0-0

Oct. 23 PITTSBURGH (HEDBERG) 4 at Atlanta (Hnlicka) 2 WG - Rozsival
Dec. 8 Atlanta (RHODES/Hnlicka) 3 at PITTSBURGH (HEDBERG) 6 WG - Rozsival
Jan. 26 Atlanta (Hnlicka) 2 at PITTSBURGH (HEDBERG) 3 WG - Robitaille*
Mar. 18 PITTSBURGH (HEDBERG) 4 at Atlanta (Nurminen) 2 WG - Kraft

*Robitaille scored at 4:02 of overtime

GOALS AND SHOTS BY PERIOD	1ST	2ND	3RD	OT	TOTAL
PITTSBURGH	2-46	8-47	6-38	1-4	17-135
ATLANTA	4-31	2-34	3-34	0-2	9-101

GOALTENDERS	GP	MP	GF	GA	ENG	SO	GAA	SH	SV%	W-L-T
Hedberg	4	243:59	17	9	0	0	2.21	101	.911	4-0-0
PITTSBURGH TOTALS	4	244:02	17	9	0	0	2.21	101	.911	4-0-0
Nurminen	1	58:55	2	3	1	0	3.05	26	.885	0-1-0
Hnlicka	3	145:30	5	9	0	0	3.71	85	.894	0-2-0
Rhodes	1	37:13	2	3	1	0	4.84	22	.864	0-1-0
ATLANTA TOTALS	4	244:02	9	17	2	0	4.18	135	.874	0-4-0


POWER-PLAY GOALS: PITTSBURGH (4 for 21) - Rozsival (2), Jonsson, Robitaille
ATLANTA (4 for 22) - Hrkac (2), Kovalchuk, Tremblay

PITTSBURGH	GP	G	A	PTS	PIM	SH	+/-	ATLANTA	GP	G	A	PTS	PIM	SH	+/-
Kovalev	3	1	6	7	6	16	+4	Heatley	4	1	3	4	4	10	-4
Lemieux	2	2	1	3	0	12	+1	Tremblay	4	1	3	4	0	10	E
Robitaille	2	2	1	3	2	5	+2	Hrkac	4	3	0	3	0	7	-2
Rozsival	4	2	1	3	2	9	+4	Kovalchuk	3	1	2	3	2	4	-4
Hrdina	3	1	2	3	8	3	+1	Kaberle	3	0	2	2	0	2	-3
Beech	4	1	2	3	4	7	+2	Stefan	3	0	2	2	0	7	E
Morozov	4	1	2	3	2	6	+1	Vigier	1	1	0	1	2	1	E
Lang	3	0	3	3	0	10	+1	Bardecko	4	1	0	1	4	5	-3
Kraft	4	2	0	2	2	13	+1	Corkum	4	1	0	1	2	4	-4
Richer	3	1	1	2	0	6	+3	Domenichelli	2	0	1	1	0	9	-3
LaCouture	4	1	1	2	9	3	+3	Karlsson	2	0	1	1	2	1	E
Ference	4	0	2	2	8	5	+5	Siegr	2	0	1	1	4	7	-1
Kasparaitis	4	0	2	2	2	4	+3	Ferraro	3	0	1	1	8	4	E
Petersen	4	0	2	2	0	12	+1	Pothier	3	0	1	1	0	5	-4
Donovan	1	1	0	1	0	3	E	Svartvadet	4	0	1	1	0	5	-1
Stevens	1	1	0	1	0	2	+1	Cowan	1	0	0	0	0	0	-1
Jonsson	2	1	0	1	2	5	+1	Hardchuk	1	0	0	0	5	0	E
Jakopin	1	0	1	1	0	0	E	Rhodes	1	0	0	0	0	0	0
Primeau	1	0	1	1	0	1	E	Snyder	1	0	0	0	0	0	E
Manderville	1	0	0	0	0	0	E	Tapper	1	0	0	0	0	1	E
Meloche	1	0	0	0	0	1	E	Donovan	2	0	0	0	6	1	-3
Pushor	1	0	0	0	0	0	E	Reirden	2	0	0	0	0	3	-3
Straka	1	0	0	0	0	2	+1	Rheaurme	2	0	0	0	0	3	-1
Toms	1	0	0	0	0	1	-1	Sutton	2	0	0	0	8	1	-1
Wilson	1	0	0	0	0	0	+2	Hnlicka	3	0	0	0	0	0	0
Laukkanen	2	0	0	0	2	1	E	Kallio	3	0	0	0	0	4	E
Melichar	2	0	0	0	4	1	+1	Odgers	3	0	0	0	9	1	E
Oliwa	2	0	0	0	7	0	E	Tomer	4	0	0	0	7	3	E
Tibbetts	2	0	0	0	15	3	E	Tjarnqvist	4	0	0	0	2	3	-2
Hedberg	4	0	0	0	0	0									
Moran	4	0	0	0	0	4	+1								
Bench					2										
TOTALS	4	17	28	45	77	135		TOTALS	4	9	18	27	65	101	



OPPONENTS

BOSTON BRUINS



GLEN MURRAY

All-Time NHL Record:
2487-1947-765-23

Stanley Cup Titles:
Five (1929, 1939, 1941, 1970, 1972)

Founded:
1924

Location:
One FleetCenter, Suite 250,
Boston, MA 02114

General Office Phone:
(617) 624-1900

Arena (Capacity):
FleetCenter (17,565)

President:
Harry Sindler

General Manager:
Mike O'Connell

Head Coach:
Robbie Ftorek

Coach's NHL Record (Seasons):
196-138-36 (5)

Assistant Coaches:
Wayne Cashman, Jim Hughes

Website:
www.bostonbruins.com

PENGUINS vs. BRUINS

2001-2002 Record: 43-24-6-9; First place, Northeast Division, 2nd overall

2002 Playoff Record:
Lost to Montreal, 4-2, ECQF

2001-2002 Top Scorer: Glen Murray (41-30-71)

All-time Boston scorer vs. Pittsburgh:
Ray Bourque (72gp, 25-63-88)

All-time Pittsburgh scorer vs. Boston:
Mario Lemieux (36gp, 29-35-64)

Longest Boston win streak vs. Pittsburgh:
7, Mar. 27, 1977-Oct. 12, 1978

Longest Pittsburgh win streak vs. Boston:
12, Feb. 8, 1993-Apr. 28, 1995

Longest Boston undefeated streak vs. Pittsburgh: 11, Mar. 2, 1969-Dec. 6, 1970 (9-0-2)

Longest Pittsburgh undefeated streak vs. Boston: 12, Feb. 8, 1993-Apr. 28, 1995 (12-0-0)

Last Boston win at home:
Apr. 13, 2002 (7-1) (0-0-0 since last win)

Last Pittsburgh win at home:
Dec. 14, 1999 (4-2) (0-3-2 since last win)

Last Boston win at Pittsburgh:
Jan. 8, 2002 (3-2) (0-0-0 since last win)

Last Pittsburgh win at Boston:
Dec. 6, 2001 (4-1) (0-1-0 since last win)

Most goals by Boston vs. Pittsburgh:
8, Mar. 14, 1989 (8, 8-2)

Most goals by Pittsburgh vs. Boston:
9, Nov. 30, 1995 (9, 9-6)

Most goals by both teams:
15, Nov. 30, 1995 (9, 9-6)

Last Boston shutout vs. Pittsburgh:
Nov. 7, 1998 (0-0) - Byron Dafee

Last Pittsburgh shutout vs. Boston:
Nov. 7, 1998 (0-0) - Jean-Sebastien Aubin

Last Boston hat-trick vs. Pittsburgh:
Apr. 13, 2002 - Glen Murray

Last Pittsburgh hat-trick vs. Boston:
Apr. 18, 1998 - Martin Strako

Last Pittsburgh trade with Boston: Aug. 2, 1995 - Bryan Smolinski, Glen Murray and third round choice in 1996 Entry Draft to Pittsburgh for Kevin Stevens and Shawn McEachern

Overtime record vs. Pittsburgh: 1-4-8

YEAR BY YEAR

YEAR	PIT.	ROAD	TOTAL	GF/GA
1967-68	1-1-0	1-1-0	2-2-0	10-10
1968-69	1-2-0	0-3-0	1-5-0	13-25
1969-70	0-2-1	0-3-0	0-5-1	9-21
1970-71	1-1-1	0-3-0	1-4-1	18-28
1971-72	1-1-1	0-1-2	1-2-3	20-21
1972-73	1-2-0	0-2-0	1-4-0	14-21
1973-74	0-2-0	0-3-0	0-5-0	16-30
1974-75	1-0-2	0-2-0	1-2-2	20-21
1975-76	0-0-2	0-3-0	0-3-2	14-24
1976-77	1-1-1	0-2-0	1-3-1	10-17
1977-78	0-2-0	0-3-0	0-5-0	11-33
1978-79	1-0-1	1-1-0	2-1-1	14-16
1979-80	0-2-0	2-0-0	2-2-0	14-16
1980-81	0-2-0	0-1-1	0-3-1	13-22
1981-82	1-1-0	0-0-1	1-1-1	10-10
1982-83	1-0-0	0-2-0	1-2-0	10-14
1983-84	0-2-0	0-1-0	0-3-0	7-18
1984-85	0-1-0	1-1-0	1-2-0	12-16
1985-86	1-1-0	0-1-0	1-2-0	8-11
1986-87	1-0-0	0-2-0	1-2-0	9-11
1987-88	0-1-1	0-1-0	0-2-1	7-11
1988-89	0-1-0	1-0-1	1-1-1	10-13
1989-90	1-1-0	0-1-0	1-2-0	13-15
1990-91	1-0-0	0-1-1	1-1-1	12-11
1991-92	0-0-1	1-1-0	1-1-1	14-15
1992-93	2-0-0	*2-1-0	4-1-0	18-14
1993-94	#3-0-0	3-0-0	6-0-0	33-17
1994-95	2-0-0	1-1-0	3-1-0	15-12
1995-96	2-0-0	1-2-0	3-2-0	29-27
1996-97	2-1-0	0-2-0	2-3-0	17-18
1997-98	2-0-1	1-2-0	3-2-1	20-20
1998-99	1-0-1	0-2-0	1-2-1	8-8
1999-00	1-0-1	0-2-0	1-2-1	9-10
2000-01	0-1-1	0-2-0	0-3-1	7-13
2001-02	0-2-0	1-1-0	1-3-0	9-15
TOTALS	29-30-15	16-54-6	45-84-21	473-604

* = Includes one game played in Atlanta

= Includes one game played in Cleveland

2002-03 SCHEDULE

Nov. 30 @ Pittsburgh - 7:30pm
 Jan. 13 @ Boston - 7:00pm
 Jan. 23 @ Pittsburgh - 8:00pm
 Feb. 8 @ Boston - 3:00pm

OPPONENTS



2001-02 SEASON SERIES

2001-2002	GP	W	L	T	OTL	PTS	GF	GA	PPG	SHG	PEN	PIM
PITTSBURGH	4	1	3	0	0	2	9	15	1	0	16	44
BOSTON	4	3	1	0	0	6	15	9	3	0	21	54

at Pittsburgh 0-2-0-0
at Boston 1-1-0-0

Dec. 6	PITTSBURGH (HEDBERG) 4	at Boston (Dafoe) 1	WG - Kraft
Dec. 12	BOSTON (GRAHAME) 4	at Pittsburgh (Hedberg) 2	WG - O'Donnell
Jan. 8	BOSTON (GRAHAME) 3	at Pittsburgh (Hedberg) 2	WG - Samsonov
Apr. 13	Pittsburgh (Aubin) 1	at BOSTON (DAFOE) 7	WG - Murray

GOALS AND SHOTS BY PERIOD	1ST	2ND	3RD	OT	TOTAL
PITTSBURGH	4-29	2-39	3-35	0	9-103
BOSTON	6-51	6-45	3-37	0	15-133

GOALTENDERS	GP	MP	GF	GA	ENG	SO	GAA	SH	SV%	W-L-T
Hedberg	3	178:11	8	7	1	0	2.36	100	.930	1-2-0
Aubin	1	60:00	1	7	0	0	7.00	32	.781	0-1-0
PITTSBURGH TOTALS	4	240:00	9	15	1	0	3.75	133	.887	1-3-0
Grahame	2	120:00	7	4	0	0	2.00	64	.938	2-0-0
Dafoe	2	119:15	8	4	1	0	2.01	38	.895	1-1-0
BOSTON TOTALS	4	240:00	15	9	1	0	2.25	103	.913	3-1-0

POWER-PLAY GOALS:


PITTSBURGH (1 for 14) - Morozov
BOSTON (3 for 10) - Lapointe, O'Donnell, Sweeney

PITTSBURGH	GP	G	A	PTS	PIM	SH	+/-	BOSTON	GP	G	A	PTS	PIM	SH	+/-
Richer	3	2	2	4	0	12	+2	Murray	4	5	1	6	2	14	+4
Morozov	3	1	3	4	0	5	+2	Samsonov	2	1	5	6	0	5	+5
Kovalev	3	2	1	3	0	11	+2	Thornton	4	1	5	6	4	10	+2
Hrdina	4	2	1	3	0	7	-1	Stumpel	4	0	4	4	0	8	E
Lang	3	0	3	3	0	12	+1	Guerin	4	3	0	3	8	14	+2
Rozsival	4	0	3	3	4	4	+4	Lapointe	4	2	1	3	2	11	-1
Kraft	3	1	1	2	0	8	+3	Rolston	4	1	2	3	2	24	+3
Beech	3	1	0	1	0	7	-5	Sweeney	4	1	2	3	0	4	+4
Robitaille	2	0	1	1	0	2	-2	Axelsson	4	0	2	2	2	7	+1
Ference	4	0	1	1	2	6	-2	O'Donnell	4	1	0	1	6	5	-2
Aubin	1	0	0	0	0	0	0	Girard	2	0	1	1	0	2	-1
Berry	1	0	0	0	2	1	E	Boynon	3	0	1	1	0	3	+1
Donovan	1	0	0	0	0	0	-2	Gill	3	0	1	1	0	4	+4
Nieminen	1	0	0	0	0	0	-2	McLaren	3	0	1	1	0	4	+4
Pushor	1	0	0	0	9	1	-2	Bonvie	1	0	0	0	5	0	E
Toms	1	0	0	0	0	0	-2	Brown	1	0	0	0	7	0	E
Wilson	1	0	0	0	0	1	-4	Emmons	1	0	0	0	0	0	-1
Jakopin	2	0	0	0	2	0	-1	McInnis	1	0	0	0	2	1	E
Kostopoulos	2	0	0	0	0	1	E	Dafoe	2	0	0	0	0	0	0
Laukkanen	2	0	0	0	0	1	-2	Grahame	2	0	0	0	0	0	0
Moran	2	0	0	0	2	4	E	Kultanen	3	0	0	0	2	3	-2
Primeau	2	0	0	0	0	0	-1	Nazarov	3	0	0	0	10	3	-1
Stevens	2	0	0	0	0	0	-1	Pellerin	3	0	0	0	0	2	-1
Tibbetts	2	0	0	0	0	1	-1	Rivers	3	0	0	0	2	2	-1
Hedberg	3	0	0	0	0	0	E	Stock	3	0	0	0	0	2	E
Jonsson	3	0	0	0	0	2	-1	Zamuner	4	0	0	0	0	5	E
Kasparaitis	3	0	0	0	2	3	-1								
Melichar	3	0	0	0	0	4	+3								
Oliwa	3	0	0	0	19	1	-1								
LaCouture	4	0	0	0	2	6	-5								
Petersen	4	0	0	0	0	3	-2								
TOTALS	4	9	16	25	44	103		TOTALS	4	15	26	41	54	133	



OPPONENTS

BUFFALO SABRES



MIROSLAV SATAN

All-Time NHL Record:

1193-951-392-6

Stanley Cup Titles:

None

Founded:

1969

Location:

One Seymour H. Knox III Plaza,
Buffalo, NY 14203

General Office Phone:

(716) 855-4100

Arena (Capacity):

HSBC Arena (18,690)

General Manager:

Darcy Reiger

Head Coach:

Lindy Ruff

Coach's NHL Record (Seasons):

189-160-61 (5)

Assistant Coach:

Brian McCutcheon

Website:

www.sabres.com

PENGUINS vs. SABRES

2001-2002 Record: 35-35-11-1; Fifth place, Northeast Division, 20th overall

2002 Playoff Record: Did not qualify

2001-2002 Top Scorer: Miroslov Satan (37-36-73)

All-time Buffalo scorer vs. Pittsburgh:

Gilbert Perreault (69gp, 39-51-90)

All-time Pittsburgh scorer vs. Buffalo:

Jaromir Jagr (47gp, 31-39-70)

Longest Buffalo win streak vs. Pittsburgh:

5, Oct. 24, 1979-Oct. 18, 1980

Longest Pittsburgh win streak vs. Buffalo:

4, Feb. 29, 1992-Dec. 27, 1993

Longest Buffalo undefeated streak vs. Pittsburgh:

9, Oct. 10, 1970-Dec. 31, 1971 (3-0-6)

Longest Pittsburgh undefeated streak vs. Buffalo:

13, Oct. 27, 1976-Feb. 17, 1979 (5-0-8)

Last Buffalo win at home:

Oct. 14, 2001 (4-1) (0-1-0 since last win)

Last Pittsburgh win at home:

Nov. 24, 2001 (3-1) (0-0-1 since last win)

Last Buffalo win at Pittsburgh:

Dec. 2, 2000 (3-2) (0-2-1 since last win)

Last Pittsburgh win at Buffalo:

Jan. 10, 2002 (2-0) (0-0-0 since last win)

Most goals by Buffalo vs. Pittsburgh:

10, Dec. 7, 1980 (B, 10-1); Mar. 4, 1983 (B, 10-2)

Most goals by Pittsburgh vs. Buffalo:

8, Oct. 13, 1987 (P, 8-3)

Most goals by both teams:

13, Mar. 10, 1976 (B, 7-6); Oct. 12, 1988 (B, 8-5)

Last Buffalo shutout vs. Pittsburgh:

Mar. 15, 1998 (3-0) - Dominik Hasek

Last Pittsburgh shutout vs. Buffalo:

Jan. 10, 2002 (2-0) - Johan Hedberg

Last Buffalo hat-trick vs. Pittsburgh:

Oct. 12, 1988 - Dave Andreychuk

Last Pittsburgh hat-trick vs. Buffalo:

Feb. 14, 1989 - Mario Lemieux

Last Pittsburgh trade with Buffalo:

Mar. 11, 1999, Matthew Barnaby to Pittsburgh, for Stu Barnes

Overtime record vs. Pittsburgh: 4-3-12

YEAR BY YEAR

YEAR	PIT.	ROAD	TOTAL	GF/GA
1970-71	0-2-1	0-0-3	0-2-4	19-22
1971-72	0-1-2	1-1-1	1-2-3	14-14
1972-73	0-0-2	0-3-0	0-3-2	9-14
1973-74	3-0-0	0-2-0	3-2-0	17-15
1974-75	0-0-2	0-3-0	0-3-2	18-30
1975-76	1-2-0	0-2-0	1-4-0	13-27
1976-77	3-0-0	1-0-1	4-0-1	20-12
1977-78	0-0-2	0-0-3	0-0-5	17-17
1978-79	1-0-1	1-0-1	2-0-2	19-15
1979-80	0-2-0	0-2-0	0-4-0	8-30
1980-81	0-2-0	0-1-1	0-3-1	5-21
1981-82	1-1-0	0-1-0	1-2-0	12-15
1982-83	1-0-0	0-1-1	1-1-1	12-18
1983-84	0-2-0	1-1-0	0-3-0	9-16
1984-85	0-0-1	0-2-0	0-2-1	5-12
1985-86	1-0-1	1-0-0	2-0-1	11-6
1986-87	1-0-0	1-0-1	2-0-1	15-10
1987-88	2-0-0	0-0-1	2-0-1	16-9
1988-89	1-0-0	0-2-0	1-2-0	13-16
1989-90	0-2-0	0-1-0	0-3-0	6-14
1990-91	1-0-0	1-0-1	2-0-1	14-10
1991-92	1-1-0	1-0-0	2-1-0	14-11
1992-93	2-0-0	1-1-0	3-1-0	18-16
1993-94	*3-0-0	2-1-0	5-1-0	21-13
1994-95	1-0-1	1-1-0	2-1-1	15-13
1995-96	2-1-0	1-1-1	3-2-1	23-22
1996-97	3-0-0	0-3-0	3-3-0	14-14
1997-98	2-0-1	0-1-1	2-1-2	11-9
1998-99	1-0-1	0-2-0	1-2-1	10-11
1999-00	1-0-1	2-0-0	3-0-1	10-5
2000-01	1-1-0	2-0-0	3-1-0	17-11
2001-02	1-0-1	1-1-0	2-1-1	10-9
TOTALS	34-17-17	17-33-16	51-50-33	435-477

* = Includes one game played in Sacramento

2002-03 SCHEDULE

- Oct. 26 @ Pittsburgh - 7:30pm
- Nov. 29 @ Buffalo - 7:00pm
- Dec. 23 @ Pittsburgh - 7:00pm
- Jan. 21 @ Buffalo - 7:00pm

OPPONENTS



2001-02 SEASON SERIES

2001-2002	GP	W	L	T	OTL	PTS	GF	GA	PPG	SHG	PEN	PIM
PITTSBURGH	4	2	1	1	0	5	10	9	0	0	26	58
BUFFALO	4	1	2	1	0	3	9	10	2	0	21	56

at Pittsburgh 1-0-1-0
at Buffalo 1-1-0-0

Oct. 14	Pittsburgh (Hedberg) 1	at BUFFALO (BIRON) 4	WG - Kozlov
Nov. 24	Buffalo (Biron) 1	at PITTSBURGH (HEDBERG) 3	WG - Hrdina
Jan. 10	PITTSBURGH (HEDBERG) 2	at Buffalo (Biron) 0	WG - Richer
Apr. 10	Buffalo (Biron) 4	at Pittsburgh (Aubin/HEDBERG) 4	TG - Toms

GOALS AND SHOTS BY PERIOD	1ST	2ND	3RD	OT	TOTAL
PITTSBURGH	2-43	3-30	5-36	0-3	10-112
BUFFALO	4-48	2-36	3-40	0-2	9-126

GOALTENDERS	GP	MP	GF	GA	ENG	SO	GAA	SH	SV%	W-L-T
Hedberg	3	197:05	7	5	0	1	1.52	98	.949	2-1-1
Aubin	1	47:06	3	4	0	0	5.10	28	.857	0-0-0
PITTSBURGH TOTALS	4	245:00	10	9	0	1	2.20	126	.929	2-1-1
Biron	4	241:45	9	10	0	0	2.48	112	.911	1-2-1
BUFFALO TOTALS	4	245:00	9	10	0	0	2.45	112	.911	1-2-1

POWER-PLAY GOALS:

PITTSBURGH (0 for 13)
BUFFALO (2 for 19) - Satan, Zhitnik

PITTSBURGH	GP	G	A	PTS	PIM	SH	+/-	BUFFALO	GP	G	A	PTS	PIM	SH	+/-
Robitaille	2	1	2	3	0	6	+1	Satan	4	3	1	4	2	12	-1
Beech	4	2	0	2	2	9	+1	Pyatt	2	0	3	3	2	3	+2
Hrdina	4	1	1	2	0	2	+1	Kozlov	2	2	0	2	0	3	+1
Kovalev	4	1	1	2	4	11	+1	Zhitnik	4	1	1	2	0	10	-4
Ference	3	0	2	2	4	8	+3	Afinogenov	3	0	2	2	0	12	+2
Rozsival	3	0	2	2	4	5	E	Varada	4	0	2	2	4	8	-2
Straka	1	1	0	1	0	5	+1	Patrick	3	1	0	1	0	3	-1
Toms	1	1	0	1	0	2	+1	Graftan	4	1	0	1	4	8	E
Lang	3	1	0	1	0	11	+2	Smehlik	4	1	0	1	2	5	-4
Moran	3	1	0	1	4	5	+1	Warener	2	0	1	1	17	+3	
Richer	3	1	0	1	0	6	E	Dumont	3	0	1	1	4	5	-1
Berry	1	0	1	1	0	3	-2	Brown	4	0	1	1	0	5	-2
Nieminen	1	0	1	1	0	1	E	Connolly	4	0	1	1	2	7	+1
Primeau	1	0	1	1	0	0	+1	Campbell	1	0	0	0	0	2	-1
Tibbetts	1	0	1	1	0	2	+1	Corkum	1	0	0	0	0	1	-2
Kostopoulos	2	0	1	1	0	1	E	Boulton	2	0	0	0	0	5	-2
Kasparaitis	3	0	1	1	6	2	+2	Kalinin	2	0	0	0	0	9	-1
Morozov	3	0	1	1	2	4	E	Barnes	3	0	0	0	4	8	E
LaCouture	4	0	1	1	0	4	+1	Biron	4	0	0	0	0	0	0
Aubin	1	0	0	0	0	0		Hamel	4	0	0	0	0	9	-1
Lemieux	1	0	0	0	0	3	-2	McKee	4	0	0	0	4	3	E
Pushor	1	0	0	0	0	1	+1	Rasmussen	4	0	0	0	2	5	-2
Stevens	1	0	0	0	7	0	E	Ray	4	0	0	0	9	0	-2
Jakopin	2	0	0	0	0	0	+1	Woolley	4	0	0	0	0	2	+2
Wilson	2	0	0	0	4	2	-1								
Jonsson	3	0	0	0	0	3	E								
Kraft	3	0	0	0	4	3	-1								
Laukkanen	3	0	0	0	2	5	E								
Melichar	3	0	0	0	7	0	+1								
Oliwa	3	0	0	0	2	4	+2								
Petersen	3	0	0	0	2	4	-1								
Hedberg	4	0	0	0	4	0									
TOTALS	4	10	16	26	58	112		TOTALS	4	9	13	22	56	126	



OPPONENTS

CALGARY FLAMES



JAROME IGINLA

All-Time NHL Record:
1071-944-359-12
Stanley Cup Titles:
One (1989)
Founded:
1972 (Atlanta), 1980 (Calgary)
Location:
555 Saddledome Rise SE,
Calgary, AB T2P 3B9
General Office Phone:
(403) 777-4636
Arena (Capacity):
Pengrowth Saddledome
(17,148)

President & CEO:
Ken King
**Executive VP/General
Manager:**
Craig Belfrage
Head Coach:
Greg Gilbert
Coach's NHL Record (Seasons):
32-38-12 (1)
Assistant Coaches:
Brad McCrimman, Rob
Cookson & Brian Skrudland
Website:
www.calgaryflames.com

PENGUINS vs. FLAMES

2001-2002 Record: 32-35-12-3; Fourth place,
Northwest Division, 22nd overall

2002 Playoff Record: Did not qualify

2001-2002 Top Scorer: Jarome Iginla (52-44-96)

All-time Calgary scorer vs. Pittsburgh:
Al MacInnis (27gp, 6-23-29)

All-time Pittsburgh scorer vs. Calgary:
Mario Lemieux (24gp, 20-40-60)

Longest Calgary win streak vs. Pittsburgh:
5, Nov. 4, 1977-Nov. 3, 1978

Longest Pittsburgh win streak vs. Calgary:
4, Dec. 16, 1972-Oct. 12, 1973; Mar. 3, 1992-
Jan. 23, 1993

**Longest Calgary undefeated streak vs.
Pittsburgh:** 10, Feb. 7, 1981-Feb. 16, 1984 (6-0-4)

**Longest Pittsburgh undefeated streak vs.
Calgary:** 8, Dec. 16, 1972-Mar. 31, 1974 (6-0-2)

Last Calgary win at home:
Mar. 1, 2000 (8-2) (0-1-1 since last win)

Last Pittsburgh win at home:
Mar. 10, 2001 (6-3) (0-0-0 since last win)

Last Calgary win at Pittsburgh:
Feb. 12, 1989 (4-3) (0-9-2 since last win)

Last Pittsburgh win at Calgary:
Jan. 17, 2002 (6-4) (0-0-0 since last win)

Most goals by Calgary vs. Pittsburgh:
10, Feb. 16, 1984 (C, 10-3); Mar. 9, 1989 (C, 10-3)

Most goals by Pittsburgh vs. Calgary:
7, Dec. 19, 1995 (P, 7-1)

Most goals by both teams:
13, Feb. 16, 1984 (C, 10-3); Mar. 9, 1989 (C, 10-3)

Last Calgary shutout vs. Pittsburgh:
Jan. 16, 1982 (4-0) - Pat Riggin

Last Pittsburgh shutout vs. Calgary:
None

Last Calgary hat-trick vs. Pittsburgh:
Feb. 29, 1996 - Gary Roberts

Last Pittsburgh hat-trick vs. Calgary:
Jan. 17, 2002 - Aleksey Morozov

Last Pittsburgh trade with Calgary:
Mar. 14, 2000. Rene Corbet and Tyler Moss to
Pittsburgh for Brad Werenka

Overtime record vs. Pittsburgh: 0-0-6

YEAR BY YEAR

YEAR	PIT.	ROAD	TOTAL	GF/GA
1972-73	3-0-0	1-1-0	4-1-0	23-15
1973-74	1-0-2	2-1-0	3-1-2	19-18
1974-75	1-0-1	0-1-1	1-1-2	12-14
1975-76	1-0-1	1-1-0	2-1-1	13-10
1976-77	0-1-1	0-2-0	0-3-1	12-18
1977-78	1-1-0	0-2-0	1-3-0	8-13
1978-79	0-2-0	0-1-1	0-3-1	7-16
1979-80	1-0-1	1-1-0	2-1-1	11-11
1980-81	1-1-0	0-1-1	1-2-1	13-19
1981-82	0-0-1	0-1-1	0-1-2	7-11
1982-83	0-2-0	0-1-0	0-3-0	6-14
1983-84	0-0-1	0-1-1	0-1-2	10-17
1984-85	2-0-0	0-0-1	2-0-1	18-13
1985-86	1-0-0	0-2-0	1-2-0	9-14
1986-87	0-2-0	1-0-0	1-2-0	10-11
1987-88	1-0-0	1-0-1	2-0-1	14-10
1988-89	1-1-0	0-1-0	1-2-0	11-15
1989-90	0-0-1	0-2-0	0-2-1	9-13
1990-91	2-0-0	0-1-0	2-1-0	13-12
1991-92	1-0-0	1-1-0	2-1-0	16-12
1992-93	1-0-0	1-0-0	2-0-0	7-5
1993-94	0-0-1	0-1-0	0-1-1	5-7
1994-95			Did Not Play	
1995-96	1-0-0	0-1-0	1-1-0	10-8
1996-97	1-0-0	0-1-0	1-1-0	9-9
1997-98	1-0-0	0-1-0	1-1-0	7-7
1998-99	1-0-0	1-0-0	2-0-0	10-3
1999-00	0-0-0	0-1-0	0-1-0	2-8
2000-01	1-0-0	0-0-1	1-0-1	7-4
2001-02	0-0-0	1-0-0	1-0-0	6-4
TOTALS	23-10-10	11-26-8	34-36-18	304-331

2002-03 SCHEDULE

Dec. 21 @ Pittsburgh - 7:30pm

OPPONENTS



2001-02 SEASON SERIES

2001-2002	GP	W	L	T	OTL	PTS	GF	GA	PPG	SHG	PEN	PIM
PITTSBURGH	1	1	0	0	0	2	6	4	1	0	6	12
CALGARY	1	0	1	0	0	0	4	6	1	0	4	8

at Pittsburgh 0-0-0-0
at Calgary 1-0-0-0

Jan. 17 PITTSBURGH (HEDBERG) 6 at Calgary (TUREK/Vernon) 4 WG - Hrdina

GOALS AND SHOTS BY PERIOD	1ST	2ND	3RD	OT	TOTAL
PITTSBURGH	1-10	3-15	2-9	0	6-34
CALGARY	2-11	0-8	2-8	0	4-27

GOALTENDERS	GP	MP	GF	GA	ENG	SO	GAA	SH	SV%	W-L-T
Hedberg	1	60:00	6	4	0	0	4.00	27	.852	1-0-0
PITTSBURGH TOTALS	1	60:00	6	4	0	0	4.00	27	.852	1-0-0
Vernon	1	00:06	0	0	0	0	0.00	0	.000	0-0-0
Turek	1	59:18	4	5	1	0	5.05	33	.848	0-1-0
CALGARY TOTALS	1	60:00	4	6	1	0	6.00	34	.824	0-1-0

POWER-PLAY GOALS:


PITTSBURGH (1 for 3) - Morozov
CALGARY (1 for 5) - Kravchuk

PITTSBURGH	GP	G	A	PTS	PIM	SH	+/-	CALGARY	GP	G	A	PTS	PIM	SH	+/-
Lemieux	1	1	3	4	2	4	+2	Conroy	1	1	1	2	2	1	+1
Morozov	1	3	0	3	0	4	+1	Clark	1	1	0	1	0	2	-3
Kovalev	1	0	3	3	0	8	+3	Iginla	1	1	0	1	0	6	+1
Lang	1	1	1	2	0	3	+3	Kravchuk	1	1	0	1	0	4	E
Kasparaitis	1	0	2	2	2	1	+1	Begin	1	0	1	1	0	0	+1
Hrdina	1	1	0	1	0	3	+2	Lydman	1	0	1	1	0	0	+1
LaCouture	1	0	1	1	0	2	E	McAmmond	1	0	1	1	0	2	-3
Beech	1	0	0	0	0	1	-1	Morris	1	0	1	1	2	2	-1
Hedberg	1	0	0	0	0	0		Savard	1	0	1	1	0	4	-1
Jansson	1	0	0	0	2	1	+2	Turek	1	0	1	1	0	0	E
Kraft	1	0	0	0	0	1	E	Berube	1	0	0	0	4	1	E
Laukkanen	1	0	0	0	0	2	+3	Boughner	1	0	0	0	0	1	-2
Melichar	1	0	0	0	0	0	-2	Gauthier	1	0	0	0	0	0	-2
Meloche	1	0	0	0	0	3	-2	Lowry	1	0	0	0	0	1	-1
Moran	1	0	0	0	2	0	+2	Nichol	1	0	0	0	0	0	-1
Oilwa	1	0	0	0	4	0	E	Petrovicky	1	0	0	0	0	1	+1
Petersen	1	0	0	0	0	0	E	Regehr	1	0	0	0	0	0	E
Richer	1	0	0	0	0	0	-2	Shantz	1	0	0	0	0	0	-1
Rozsival	1	0	0	0	0	1	-2	Vernon	1	0	0	0	0	0	
TOTALS	1	6	10	16	12	34		TOTALS	1	4	7	11	8	27	



OPPONENTS

CAROLINA HURRICANES



RON FRANCIS

All-Time NHL Record:
711-873-238-8
Stanley Cup Titles:
None
Founded:
1972 (New England-WHA),
1979 (Hartford-NHL), 1997
(Carolina)
Location:
1400 Edwards Mill Road,
Raleigh, NC 27607
Arena (Capacity):
Entertainment and Sports
Arena (18,730)

General Office Phone:
(919) 467-7825
President/COO:
Jim Cain
CEO/General Manager:
Jim Rutherford
Head Coach:
Paul Maurice
Coach's NHL Record (Seasons):
238-244-80 (7)
Assistant Coaches:
Randy Ladouceur, Kevin McCarthy
Website:
www.carolinahurricanes.com

PENGUINS vs. HURRICANES

2001-2002 Record: 35-26-16-5; First place, Southeast Division, 16th overall
2002 Playoff Record: Defeated New Jersey, 4-2, ECQF; Defeated Montreal, 4-2, ECSEF; Defeated Toronto 4-2, ECF; Lost to Detroit, 4-1, SCF
2001-2002 Top Scorer: Ron Francis (27-50-77)
All-time Carolina scorer vs. Pittsburgh:
Ron Francis (43gp, 20-39-59)
All-time Pittsburgh scorer vs. Carolina:
Mario Lemieux (34gp, 30-39-69)
Longest Carolina win streak vs. Pittsburgh:
4, Oct. 28, 1986-Jan. 9, 1988; Feb. 26, 1989-Mar. 25, 1990
Longest Pittsburgh win streak vs. Carolina:
6, Oct. 3, 1997-Apr. 16, 1998
Longest Carolina undefeated streak vs. Pittsburgh: 7, Feb. 26, 1989-Dec. 8, 1990 (6-0-1)
Longest Pittsburgh undefeated streak vs. Carolina: 12, Nov. 22, 1996-Jan. 7, 1999 (9-0-3)
Last Carolina win at home:
Mar. 23, 2001 (5-3) (0-1-2 since last win)
Last Pittsburgh win at home:
Apr. 3, 2000 (3-2) (0-4-0 since last win)
Last Carolina win at Pittsburgh:
Mar. 7, 2002 (4-2) (0-0-0 since last win)
Last Pittsburgh win at Carolina:
Apr. 8, 2001 (6-4) (0-0-2 since last win)
Most goals by Carolina vs. Pittsburgh: 9, Nov. 22, 1984 (H, 9-3); Dec. 26, 1980 (H, 9-7); Mar. 30, 1989 (H, 9-5)
Most goals by Pittsburgh vs. Carolina:
10, Apr. 3, 1993 (P, 10-2)
Most goals by both teams:
16, Dec. 26, 1980 (H, 9-7)
Last Carolina shutout vs. Pittsburgh:
Dec. 16, 2001 (7-0) - Tom Barrasso
Last Pittsburgh shutout vs. Carolina:
Jan. 15, 1997 (3-0) - Patrick Lalime
Last Carolina hat-trick vs. Pittsburgh:
Feb. 23, 1996 - Brendan Shanahan
Last Pittsburgh hat-trick vs. Carolina:
Feb. 16, 1995 - Luc Robitaille
Last Pittsburgh trade with Carolina:
Mar. 10, 1992, Future Considerations to Pittsburgh for Frank Pietrangola
Overtime record vs. Pittsburgh: 1-3-8

YEAR BY YEAR

YEAR	PIT.	ROAD	TOTAL	GF/GA
1979-80	1-0-1	0-2-0	1-2-1	15-21
1980-81	1-1-0	1-1-0	2-2-0	20-20
1981-82	1-0-1	1-0-0	2-0-1	18-11
1982-83	1-0-0	2-0-0	3-0-0	14-7
1983-84	1-1-0	1-0-0	2-1-0	11-10
1984-85	1-0-0	0-2-0	1-2-0	10-13
1985-86	1-1-0	0-1-0	1-2-0	12-10
1986-87	0-1-0	0-2-0	0-3-0	12-18
1987-88	2-0-0	0-1-0	2-1-0	13-11
1988-89	0-1-0	1-1-0	1-2-0	15-20
1989-90	0-1-1	0-1-0	0-2-1	9-15
1990-91	0-1-0	1-1-0	1-2-0	10-11
1991-92	0-2-0	0-0-1	0-2-1	11-16
1992-93	1-0-0	2-0-0	3-0-0	21-8
1993-94	2-0-0	2-1-0	4-1-0	23-22
1994-95	1-1-0	1-1-0	2-2-0	15-16
1995-96	3-0-0	0-2-1	3-2-1	28-18
1996-97	0-0-2	2-1-0	2-1-2	22-17
1997-98	3-0-0	3-0-0	6-0-0	22-10
1998-99	1-1-0	1-0-1	2-1-1	13-12
1999-00	1-1-0	1-1-0	2-2-0	14-13
2000-01	0-2-0	1-1-0	1-3-0	12-15
2001-02	0-2-0	0-0-2	0-2-2	6-15
TOTALS	21-16-5	20-19-5	41-35-10	336-329

2002-03 SCHEDULE

Nov. 9 @ Carolina - 7:00pm
Jan. 15 @ Carolina - 7:00pm
Mar. 6 @ Pittsburgh - 7:30pm
Apr. 2 @ Pittsburgh - 7:30pm

OPPONENTS



2001-02 SEASON SERIES

2001-2002	GP	W	L	T	OTL	PTS	GF	GA	PPG	SHG	PEN	PIM
PITTSBURGH	4	0	2	2	0	2	6	15	1	0	32	94
CAROLINA	4	2	0	2	0	6	15	6	4	0	17	37

at Pittsburgh 0-2-0-0
at Carolina 0-0-2-0

Nov. 6	Pittsburgh (Hedberg) 2	at Carolina (Irbe) 2	TG - O'Neill
Dec. 16	CAROLINA (BARRASSO) 7	at Pittsburgh (HEDBERG/Aubin) 0	WG - Brind'Amour
Feb. 5	Pittsburgh (Hedberg) 3	at Carolina (Irbe) 3	TG - Ference
Mar. 7	CAROLINA (IRBE) 3	at Pittsburgh (Hedberg) 1	WG - Francis

GOALS AND SHOTS BY PERIOD	1ST	2ND	3RD	OT	TOTAL
PITTSBURGH	2-25	3-33	1-20	0-3	6-81
CAROLINA	2-48	6-41	7-46	0-8	15-143


GOALTENDERS	GP	MP	GF	GA	ENG	SO	GAA	SH	SV%	W-L-T
Hedberg	4	228:23	6	12	0	0	3.15	123	.902	0-2-2
Aubin	1	20:00	0	3	0	0	9.00	20	.850	0-0-0
PITTSBURGH TOTALS	4	250:00	6	15	0	0	3.60	143	.895	0-2-2
Barrasso	1	59:52	7	0	0	1	0.00	11	1.000	1-0-0
Irbe	3	189:50	8	6	0	0	1.90	70	.914	1-0-2
CAROLINA TOTALS	4	250:00	15	6	0	1	1.44	81	.926	2-0-2

POWER-PLAY GOALS:

PITTSBURGH (1 for 15) - Hrdina
CAROLINA (4 for 26) - Francis (2), O'Neill (2)

PITTSBURGH	GP	G	A	PTS	PIM	SH	+/-	CAROLINA	GP	G	A	PTS	PIM	SH	+/-
Hrdina	4	3	1	4	10	6	-1	O'Neill	4	3	3	6	0	23	E
Lang	3	0	3	3	0	6	+1	Francis	4	4	1	5	0	16	+3
Robitaille	2	1	1	2	0	5	-1	Brind'Amour	4	1	4	5	4	7	+2
Kovalev	3	0	2	2	0	12	-1	Kapanen	4	0	4	4	0	12	+4
Richer	3	1	0	1	0	1	E	Hill	3	1	2	3	0	13	+5
Ference	4	1	0	1	4	1	-1	Battaglia	4	1	2	3	0	8	+2
Lemieux	1	0	1	1	0	2	E	Willis	3	2	0	2	0	6	+2
Stevens	2	0	1	1	4	4	-1	Cole	4	1	1	2	11	9	E
Melichar	3	0	1	1	8	6	E	Vasicek	4	1	1	2	2	6	+2
Morozov	3	0	1	1	0	7	E	Malik	4	0	2	2	0	6	+3
Petersen	4	0	1	1	0	4	-3	Wesley	4	0	2	2	4	3	+1
Aubin	1	0	0	0	0	0		Daniels	3	1	0	1	2	4	+1
Jakopin	1	0	0	0	27	0	E	Ozolinsh	2	0	1	1	0	1	+1
Straka	1	0	0	0	0	0	E	Tanabe	4	0	1	1	4	8	E
Wilson	1	0	0	0	0	0	-1	C. Adams	1	0	0	0	0	0	E
Meloche	2	0	0	0	0	1	-1	Barrasso	1	0	0	0	0	0	
Primeau	2	0	0	0	0	1	-1	Hedican	1	0	0	0	0	3	E
Tibbetts	2	0	0	0	4	2	E	K. Adams	2	0	0	0	2	4	+2
Beech	3	0	0	0	0	5	-3	Dingman	2	0	0	0	4	0	E
Jansson	3	0	0	0	2	0	-1	Westlund	2	0	0	0	0	2	+1
Laukkanen	3	0	0	0	2	3	-1	Gelinas	3	0	0	0	0	5	E
Moran	3	0	0	0	4	2	-2	Irbe	3	0	0	0	0	0	
Oliwa	3	0	0	0	0	0	-1	Langdon	3	0	0	0	0	1	E
Hedberg	4	0	0	0	0	0		Wallin	3	0	0	0	0	1	+1
Kasparaitis	4	0	0	0	8	3	-3	Ward	4	0	0	0	4	5	E
Kraft	4	0	0	0	0	5	E								
LaCouture	4	0	0	0	17	1	-4								
Rozsival	4	0	0	0	4	4	-5								
TOTALS	4	6	12	18	94	81		TOTALS	4	15	24	39	37	143	

CHICAGO BLACKHAWKS



ERIC DAZE

All-Time NHL Record:
2126-2232-790-8

Stanley Cup Titles:
Three (1934, 1938 and 1961)

Founded:
1926

Location:
1901 West Madison Street,
Chicago, IL 60612

General Office Phone:
(312) 455-7000

Arena (Capacity):
United Center (20,500)

President:
William W. Wirtz

General Manager:
Mike Smith

Head Coach:
Brian Sutter

Coach's NHL Record (Seasons):
401-347-116 (11)

Assistant Coaches:
Denis Savard, Al MacAdam

Website:
www.chicagoblackhawks.com

PENGUINS vs. BLACKHAWKS

2001-2002 Record: 41-27-13-1; Third place, Central Division, Tied 8th overall

2002 Playoff Record: Lost to St. Louis, 4-1, WCQF

2001-2002 Top Scorer: Eric Daze (38-32-70)

All-time Chicago scorer vs. Pittsburgh:
Stan Mikita (52gp, 32-39-71)

All-time Pittsburgh scorer vs. Chicago:
Mario Lemieux (25gp, 25-35-60)

Longest Chicago win streak vs. Pittsburgh:
9, Dec. 18, 1968-Dec. 20, 1970

Longest Pittsburgh win streak vs. Chicago:
3, Oct. 22, 1998-Mar. 12, 1989; Dec. 26, 2000-Mar. 29, 2001

Longest Chicago undefeated streak vs. Pittsburgh: 9, Dec. 28, 1968-Dec. 20, 1970 (9-0-0); Jan. 4, 1981-Mar. 14, 1983 (7-0-2)

Longest Pittsburgh undefeated streak vs. Chicago: 6, Dec. 2, 1978-Dec. 19, 1979 (2-0-4); Mar. 5, 1998-Mar. 29, 2001 (4-0-2)

Last Chicago win at home:
Jan. 6, 2002 (2-0) (0-0-0 since last win)

Last Pittsburgh win at home:
Mar. 29, 2001 (5-2) (0-0-0 since last win)

Last Chicago win at Pittsburgh:
Feb. 22, 1997 (5-2) (0-2-2 since last win)

Last Pittsburgh win at Chicago:
Jan. 21, 2001 (4-0) (0-1-0 since last win)

Most goals by Chicago vs. Pittsburgh:
9, Jan. 21, 1973 (C, 9-3); Mar. 19, 1978 (C, 9-1)

Most goals by Pittsburgh vs. Chicago:
10, Feb. 21, 1976 (P, 10-1)

Most goals by both teams: 13, Oct. 23, 1968 (C, 8-5); Dec. 6, 1988 (P, 7-6)

Last Chicago shutout vs. Pittsburgh:
Jan. 6, 2002 (2-0) - Jocelyn Thibault

Last Pittsburgh shutout vs. Chicago:
Jan. 21, 2001 (4-0) - Garth Snow

Last Chicago hat-trick vs. Pittsburgh:
Nov. 8, 1992 - Michel Goulet

Last Pittsburgh hat-trick vs. Chicago:
Mar. 12, 1989 - Mario Lemieux

Last Pittsburgh trade with Chicago:
Oct. 22, 1997, Tuomas Gronman to Pittsburgh for Greg Johnson

Overtime record vs. Pittsburgh: 0-0-5

YEAR BY YEAR

YEAR	PIT.	ROAD	TOTAL	GF/GA
1967-68	1-0-1	0-2-0	1-2-1	10-14
1968-69	1-2-0	1-2-0	2-4-0	22-28
1969-70	0-3-0	0-3-0	0-6-0	7-27
1970-71	2-1-0	0-3-0	2-4-0	12-17
1971-72	0-3-0	0-2-1	0-5-1	11-27
1972-73	2-0-0	1-2-0	3-2-0	15-18
1973-74	0-3-0	1-2-0	1-5-0	12-20
1974-75	2-0-0	0-1-1	2-1-1	20-14
1975-76	1-1-0	0-1-1	1-2-1	21-16
1976-77	2-0-0	0-2-0	2-2-0	12-9
1977-78	2-0-0	0-1-1	2-1-1	12-16
1978-79	2-0-0	0-0-2	2-0-2	15-8
1979-80	0-1-1	0-1-1	0-2-2	7-9
1980-81	1-1-0	0-2-0	1-3-0	15-20
1981-82	0-0-1	0-1-1	0-1-2	11-14
1982-83	0-2-0	0-1-0	0-3-0	9-15
1983-84	0-0-1	1-1-0	1-1-1	7-7
1984-85	1-1-0	0-1-0	1-2-0	12-15
1985-86	1-0-0	0-1-1	1-1-1	12-13
1986-87	1-1-0	1-0-0	2-1-0	9-4
1987-88	1-0-0	1-1-0	2-1-0	17-12
1988-89	2-0-0	1-0-0	3-0-0	20-15
1989-90	0-1-0	0-2-0	0-3-0	11-16
1990-91	0-2-0	0-1-0	0-3-0	7-15
1991-92	0-0-1	1-0-0	1-0-1	8-7
1992-93	1-0-0	0-1-0	1-1-0	6-8
1993-94	1-0-0	0-1-0	1-1-0	5-7
1994-95	Did Not Play			
1995-96	1-0-0	0-1-0	1-1-0	7-8
1996-97	0-1-0	0-1-0	0-2-0	3-7
1997-98	0-0-1	0-1-0	0-1-1	3-5
1998-99	1-0-0	0-0-0	1-0-0	5-2
1999-00	0-0-1	1-0-0	1-0-1	7-5
2000-01	1-0-0	1-0-0	2-0-0	9-2
2001-02	0-0-0	0-1-0	0-1-0	0-2
TOTALS	27-23-7	10-39-9	37-62-16	359-422

2002-03 SCHEDULE

Jan. 25 @ Pittsburgh - 3:00pm
Mar. 23 @ Chicago - 3:00pm

OPPONENTS



2001-02 SEASON SERIES

2001-2002	GP	W	L	T	OTL	PTS	GF	GA	PPG	SHG	PEN	PIM
PITTSBURGH	1	0	1	0	0	0	0	2	0	0	5	13
CHICAGO	1	1	0	0	0	2	2	0	0	0	5	13

at Pittsburgh 0-0-0
at Chicago 0-1-0

Jan. 6 Pittsburgh (Hedberg) 0 at CHICAGO (THIBAUT) 2 WG - Calder

GOALS AND SHOTS BY PERIOD	1ST	2ND	3RD	OT	TOTAL
PITTSBURGH	0-5	0-8	0-9	0	0-22
CHICAGO	1-11	1-5	0-3	0	2-19

GOALTENDERS	GP	MP	GF	GA	ENG	SO	GAA	SH	SV%	W-L-T
Hedberg	1	58:51	0	2	0	0	2.04	19	.895	0-1-0
PITTSBURGH TOTALS	1	60:00	0	2	0	0	2.00	19	.895	0-1-0
Thibault	1	59:58	2	0	0	1	0.00	22	1.000	1-0-0
CHICAGO TOTALS	1	60:00	2	0	0	1	0.00	22	1.000	1-0-0

POWER-PLAY GOALS:	PITTSBURGH (0 for 2)	CHICAGO (0 for 2)

PITTSBURGH	GP	G	A	PTS	PIM	SH	+/-	CHICAGO	GP	G	A	PTS	PIM	SH	+/-
Beech	1	0	0	0	0	2	E	Calder	1	1	1	2	0	1	+2
Ference	1	0	0	0	4	1	-1	Zhamnov	1	1	1	2	4	3	+2
Hedberg	1	0	0	0	0	0		Aronte	1	0	2	2	0	2	+2
Hrdina	1	0	0	0	0	0	-2	Bell	1	0	0	0	0	1	E
Jonsson	1	0	0	0	0	0	E	Chebaturkin	1	0	0	0	2	0	E
Kasparaitis	1	0	0	0	2	1	-1	Daze	1	0	0	0	0	3	E
Kostopoulos	1	0	0	0	0	1	E	Housley	1	0	0	0	2	4	+2
Kovalev	1	0	0	0	2	1	-2	Karpovtsev	1	0	0	0	0	0	E
LaCouture	1	0	0	0	0	2	E	Klemm	1	0	0	0	0	0	+2
Lang	1	0	0	0	0	3	-2	Korolev	1	0	0	0	0	0	E
Laukkanen	1	0	0	0	0	0	E	Nylander	1	0	0	0	5	0	E
Melichar	1	0	0	0	5	2	-1	Peluso	1	0	0	0	0	2	E
Oliwa	1	0	0	0	0	0	E	Poapst	1	0	0	0	0	2	E
Petersen	1	0	0	0	0	3	E	Probert	1	0	0	0	0	0	E
Primeau	1	0	0	0	0	0	E	Spacek	1	0	0	0	0	1	E
Richer	1	0	0	0	0	4	E	Sullivan	1	0	0	0	0	0	E
Robitaille	1	0	0	0	0	1	E	Thibault	1	0	0	0	0	0	
Rozsival	1	0	0	0	0	0	-1	Vandenbussche	1	0	0	0	0	0	E
Stevens	1	0	0	0	0	1	E	White	1	0	0	0	0	0	E
TOTALS	1	0	0	0	13	22		TOTALS	1	2	4	6	13	19	



OPPONENTS

COLORADO AVALANCHE



PATRICK ROY

All-Time NHL Record:
815-774-235-6

Stanley Cup Titles:
Two (1996, 2001)

Founded:
1972 (Quebec-WHA), 1979
(Quebec-NHL), 1995
(Colorado)

Location:
1000 Chopper Circle
Denver, CO 80204

General Office Phone:
(303) 405-1100

Arena (Capacity):
Pepsi Center (18,007)

President & GM:
Pierre Lacroix

Head Coach:
Bob Hartley

Coach's NHL Record (Seasons):
183-106-35 (4)

Assistant Coaches:
Jacques Cloutier

Website:
www.coloradoavalanche.com

PENGUINS vs. AVALANCHE

2001-2002 Record: 45-28-8-1; First place, Northwest Division, Tied 4th overall

2002 Playoff Record: Defeated Los Angeles, 4-3, WCQF; Defeated San Jose, 4-3, WCSF; Lost to Detroit, 4-3, WCF

2001-2002 Top Scorer: Joe Sakic (26-53-79)

All-time Colorado scorer vs. Pittsburgh:
Joe Sakic (36gp, 26-32-58)

All-time Pittsburgh scorer vs. Colorado:
Mario Lemieux (31gp, 29-36-65)

Longest Colorado win streak vs. Pittsburgh:
10, Oct. 21, 1982-Oct. 19, 1985

Longest Pittsburgh win streak vs. Colorado:
7, Mar. 22, 1986-Mar. 27, 1988

Longest Colorado undefeated streak vs. Pittsburgh: 11, Oct. 21, 1982-Oct. 26, 1985 (10-0-1)

Longest Pittsburgh undefeated streak vs. Colorado: 9, Oct. 25, 1990-Apr. 3, 1993 (7-0-2)

Last Colorado win at home:
Nov. 13, 2000 (3-2 ot) (0-0-0 since last win)

Last Pittsburgh win at home:
Feb. 21, 1995 (5-4) (0-7-1 since last win)

Last Colorado win at Pittsburgh:
Oct. 3, 2001 (3-1) (0-0-0 since last win)

Last Pittsburgh win at Colorado:
Feb. 25, 1999 (3-2) (0-1-0-1 since last win)

Most goals by Colorado vs. Pittsburgh:
10, Dec. 29, 1984 (Q, 10-2)

Most goals by Pittsburgh vs. Colorado:
8, Mar. 3, 1987 (P, 8-1); Nov. 16, 1989 (P, 8-2)

Most goals by both teams:
14, Mar. 8, 1984 (Q, 8-6)

Last Colorado shutout vs. Pittsburgh:
Feb. 24, 1980 (2-0) - Michel Dion

Last Pittsburgh shutout vs. Colorado:
Jan. 27, 1994 (3-0) - Ken Wregget

Last Colorado hat-trick vs. Pittsburgh:
Jan. 3, 1998 - Valeri Kamensky

Last Pittsburgh hat-trick vs. Colorado:
Nov. 18, 1991 - Kevin Stevens

Last Pittsburgh trade with Colorado:
Mar. 19, 2002, Ville Nieminen and Rick Berry to Pittsburgh for Darius Kasparaitis

Overtime record vs. Pittsburgh: 2-1-6

YEAR BY YEAR

YEAR	PIT.	ROAD	TOTAL	GF/GA
1979-80	2-0-0	0-2-0	2-2-0	10-9
1980-81	1-0-1	1-1-0	2-1-1	15-16
1981-82	1-0-0	2-0-0	3-0-0	15-6
1982-83	0-2-0	0-1-0	0-3-0	11-22
1983-84	0-1-0	0-2-0	0-3-0	8-21
1984-85	0-2-0	0-1-0	0-3-0	6-26
1985-86	0-0-1	1-1-0	1-1-1	14-12
1986-87	2-0-0	1-0-0	3-0-0	19-6
1987-88	1-0-0	2-0-0	3-0-0	17-11
1988-89	1-1-0	0-1-0	1-2-0	8-16
1989-90	1-0-0	1-1-0	2-1-0	17-9
1990-91	2-0-0	1-0-0	3-0-0	18-11
1991-92	1-0-1	1-0-0	2-0-1	17-10
1992-93	1-0-1	1-0-0	2-0-1	16-11
1993-94	1-2-0	0-2-0	1-4-0	17-25
1994-95	1-1-0	1-1-0	2-2-0	18-17
1995-96	0-1-0	0-0-1	0-1-1	8-11
1996-97	0-1-0	0-1-0	0-2-0	6-10
1997-98	0-1-0	0-0-1	0-1-1	7-8
1998-99	0-1-0	1-0-0	1-1-0	4-5
1999-00	0-0-1	0-1-0	0-1-1	6-7
2000-01	0-1-0	0-1-0	0-2-0	3-8
2001-02	0-1-0	0-0-0	0-1-0	1-3
TOTALS	15-15-5	13-16-2	28-31-7	261-280

2002-03 SCHEDULE

Feb. 20 @ Pittsburgh - 8:00pm
Mar. 1 @ Colorado - 3:00pm

OPPONENTS



2001-02 SEASON SERIES

2001-2002	GP	W	L	T	OTL	PTS	GF	GA	PPG	SHG	PEN	PIM
PITTSBURGH	1	0	1	0	0	0	1	3	0	0	4	8
COLORADO	1	1	0	0	0	2	3	1	1	0	5	10

at Pittsburgh 0-1-0-0
at Colorado 0-0-0-0

Oct. 3 COLORADO (ROY) 3 at Pittsburgh (Hedberg) 1 WG - Sakic

GOALS AND SHOTS BY PERIOD	1ST	2ND	3RD	OT	TOTAL
PITTSBURGH	0-14	0-10	1-9	0	1-33
COLORADO	0-6	2-7	1-7	0	3-20

GOALTENDERS	GP	MP	GF	GA	ENG	SO	GAA	SH	SV%	W-L-T
Hedberg	1	60:00	1	3	0	0	3.00	20	.850	0-1-0
PITTSBURGH TOTALS	1	60:00	1	3	0	0	3.00	20	.850	0-1-0
Roy	1	60:00	3	1	0	0	1.00	33	.970	1-0-0
COLORADO TOTALS	1	60:00	3	1	0	0	1.00	33	.970	1-0-0

POWER-PLAY GOALS:


PITTSBURGH (0 for 5)
COLORADO (1 for 4) - Nedorost

PITTSBURGH	GP	G	A	PTS	PIM	SH	+/-	COLORADO	GP	G	A	PTS	PIM	SH	+/-
Lang	1	1	0	1	0	4	+1	Drury	1	1	1	2	0	5	+1
Kosparaitis	1	0	1	1	0	1	E	Nedorost	1	1	1	2	0	2	E
Kovalev	1	0	1	1	0	5	+1	Sakic	1	1	0	1	0	3	E
Beech	1	0	0	0	2	3	-1	Gill	1	0	1	1	2	1	E
Ference	1	0	0	0	0	1	-1	Hejduk	1	0	1	1	0	2	E
Hedberg	1	0	0	0	0	0	0	Reinprecht	1	0	1	1	0	1	E
Hrdina	1	0	0	0	0	0	-1	Tanguay	1	0	1	1	4	1	+1
Kraft	1	0	0	0	0	3	-1	Berry	1	0	0	0	0	2	+1
LaCouture	1	0	0	0	0	0	E	Blake	1	0	0	0	2	0	+1
Lemieux	1	0	0	0	0	3	-1	deVries	1	0	0	0	0	2	-1
Melichar	1	0	0	0	0	1	E	Hinote	1	0	0	0	0	0	E
Moran	1	0	0	0	0	0	E	Larsen	1	0	0	0	0	0	E
Morozov	1	0	0	0	2	3	-2	Messier	1	0	0	0	0	0	E
Petersen	1	0	0	0	0	0	E	Nieminen	1	0	0	0	0	0	+1
Richer	1	0	0	0	2	3	E	Podain	1	0	0	0	0	0	E
Rozsival	1	0	0	0	0	0	E	Roy	1	0	0	0	0	0	0
Stevens	1	0	0	0	2	2	E	Skoula	1	0	0	0	0	0	E
Straka	1	0	0	0	0	2	+1	Trepanier	1	0	0	0	0	1	+1
Wilson	1	0	0	0	0	2	-1	Yelle	1	0	0	0	0	0	E
TOTALS	1	1	2	3	8	33		TOTALS	1	3	6	9	10	20	



OPPONENTS

COLUMBUS BLUE JACKETS



RAY WHITNEY

All-Time NHL Record:
50-86-17-11

Stanley Cup Titles:
None

Founded:
1997

Location:
150 East Wilson Bridge Road,
Columbus, OH, 43085

General Office Phone:
(614) 246-4625

Arena (Capacity):
Nationwide Arena (18,132)

President/GM:
Doug MacLean

Head Coach:
Dave King

Coach's NHL Record (Seasons):
169-173-48 (5)

Associate Coach:
Newell Brown

Assistant Coach:
Gerard Gallant

Website:
www.bluejackets.com

PENGUINS vs. BLUE JACKETS

2001-2002 Record: 22-47-8-5; Fifth place, Central Division, 29th overall

2002 Playoff Record:
Did not qualify

2001-2002 Top Scorer:
Ray Whitney (21-40-61)

All-time Columbus scorer vs. Pittsburgh:
Mike Sillinger (2gp, 3-3-6)

All-time Pittsburgh scorer vs. Columbus:
Alexei Kovalev (4gp, 3-3-6)

Longest Columbus win streak vs. Pittsburgh:
1, Mar. 11, 2002

Longest Pittsburgh win streak vs. Columbus:
3 Oct. 21, 2000-Feb. 28, 2002

Longest Columbus undefeated streak vs. Pittsburgh: 1, Mar. 11, 2002 (1-0-0)

Longest Pittsburgh undefeated streak vs. Columbus: 3, Oct. 21, 2000-Feb. 28, 2002 (3-0-0)

Last Columbus win at home: None

Last Pittsburgh win at home:
Oct. 21, 2000 (5-2) (0-1-0 since last win)

Last Columbus win at Pittsburgh:
Mar. 11, 2002 (4-2) (0-0-0 since last win)

Last Pittsburgh win at Columbus:
Feb. 28, 2002 (4-3 ot) (0-0-0 since last win)

Most goals by Columbus vs. Pittsburgh:
4, Mar. 11, 2002 (C, 4-2)

Most goals by Pittsburgh vs. Columbus:
5, Oct. 21, 2000 (P, 5-2)

Most goals by both teams:
7, Oct. 21, 2000 (P, 5-2); Feb. 28, 2002 (P, 4-3 ot)

Last Columbus shutout vs. Pittsburgh:
None

Last Pittsburgh shutout vs. Columbus:
None

Last Columbus hat-trick vs. Pittsburgh:
None

Last Pittsburgh hat-trick vs. Columbus:
None

Last Pittsburgh trade with Columbus:
Mar. 15, 2002, Jamie Pushor to Pittsburgh for a 4th round choice in 2003 Entry Draft

Overtime record vs. Pittsburgh: 0-2-0

YEAR BY YEAR

YEAR	PIT.	ROAD	TOTAL	GF/GA
2000-01	1-0-0	1-0-0	2-0-0	8-4
2001-02	0-1-0	1-0-0	1-1-0	6-7
TOTALS	1-1-0	2-0-0	3-1-0	14-11

2002-03 SCHEDULE

Dec. 31 @ Columbus - 7:00pm



TM

OPPONENTS



2001-02 SEASON SERIES

2001-2002	GP	W	L	T	OTL	PTS	GF	GA	PPG	SHG	PEN	PIM
PITTSBURGH	2	1	1	0	0	2	6	7	2	0	11	28
COLUMBUS	2	1	0	0	1	3	7	6	1	0	10	26

at Pittsburgh 0-1-0-0
at Columbus 1-0-0-0

Feb. 28 PITTSBURGH (AUBIN) 4 at Columbus (Tugnutt) 3 WG - Rozsival*
Mar. 11 COLUMBUS (LABBE) 4 at Pittsburgh (Hedberg) 2 WG - Sillinger
*Rozsival scored at 1:42 of overtime

GOALS AND SHOTS BY PERIOD	1ST	2ND	3RD	OT	TOTAL
PITTSBURGH	1-22	2-28	2-18	1-1	6-69
COLUMBUS	2-16	4-17	1-11	0-0	7-44

GOALTENDERS	GP	MP	GF	GA	ENG	SO	GAA	SH	SV%	W-L-T
Aubin	1	61:18	3	3	0	0	2.94	25	.880	1-0-0
Hedberg	1	59:20	2	4	0	0	4.05	19	.789	0-1-0
PITTSBURGH TOTALS	2	121:42	6	7	0	0	3.45	44	.841	1-1-0
Labbe	1	60:00	4	2	0	0	2.00	36	.944	1-0-0
Tugnutt	1	61:33	3	4	0	0	3.89	33	.879	0-1-0
COLUMBUS TOTALS	2	121:42	7	6	0	0	2.96	69	.913	1-1-0


POWER-PLAY GOALS: PITTSBURGH (2 for 6) - Kovalev, Morozov
COLUMBUS (1 for 7) - Sillinger

PITTSBURGH	GP	G	A	PTS	PIM	SH	+/-	COLUMBUS	GP	G	A	PTS	PIM	SH	+/-
Kovalev	2	2	1	3	0	12	+1	Sillinger	2	3	3	6	2	7	+3
Rozsival	2	1	2	3	0	2	-2	Whitney	2	2	3	5	0	8	+4
Hrdina	2	0	3	3	0	2	+1	Knutsen	2	0	2	2	0	1	+1
Robitaille	2	0	3	3	2	8	-2	Klesio	2	1	0	1	2	2	+1
Morozov	2	2	0	2	0	10	E	Kron	2	1	0	1	0	3	E
Lang	1	1	0	1	2	4	+2	Dineen	1	0	1	1	0	0	+1
Beech	2	0	1	1	0	3	-3	Quint	2	0	1	1	0	2	E
Laukkanen	2	0	1	1	0	5	E	Sanderson	2	0	1	1	0	5	+1
Richer	2	0	1	1	0	5	-2	Harkins	1	0	0	0	0	0	E
Aubin	1	0	0	0	0	3		Labbe	1	0	0	0	0	0	
Endicott	1	0	0	0	2	2	E	Tugnutt	1	0	0	0	0	0	
Hedberg	1	0	0	0	0	0		Aubin	2	0	0	0	2	2	-2
Oliwa	2	0	0	0	5	0	E	Bicanek	2	0	0	0	0	1	+3
Tibbetts	2	0	0	0	0	2	E	Grand-Pierre	2	0	0	0	0	1	E
Ference	2	0	0	0	2	1	-1	Marshall	2	0	0	0	4	7	E
Jonsson	2	0	0	0	2	1	-2	Odelein	2	0	0	0	5	1	-1
Kasparaitis	2	0	0	0	4	2	-1	Pushor	2	0	0	0	0	2	+1
Kraft	2	0	0	0	0	2	E	Shelley	2	0	0	0	5	0	+1
LaCouture	2	0	0	0	7	1	-1	Timander	2	0	0	0	4	1	E
Meloeche	2	0	0	0	0	2	E	Vyborny	2	0	0	0	0	0	+1
Moran	2	0	0	0	2	3	E	Wright	2	0	0	0	2	1	-3
Petersen	2	0	0	0	0	2	E								
TOTALS	2	6	12	18	28	69		TOTALS	2	7	11	18	26	44	



OPPONENTS

DALLAS STARS



MIKE MODANO

All-Time NHL Record:

1118-1206-431-113
Stanley Cup Titles:
One (1999)
Founded:
1967 (Minnesota), 1993 (Dallas)

Location:
211 Cowboys Parkway,
Irving, TX 75063
General Office Phone:
(972) 868-2890

Arena (Capacity):
American Airlines Center
(18,500)

President:

James R. Lites

General Manager:

Doug Armstrong

Head Coach:

Dave Tippett

Coach's NHL Record (Seasons):

First Season

Assistant Coaches:

Andy Moog

Website:

www.dallasstars.com

PENGUINS vs. STARS

2001-2002 Record: 36-28-13-5; Fourth place, Pacific Division, 17th overall

2002 Playoff Record: Did not qualify

2001-2002 Top Scorer: Mike Modano (34-43-77)

All-time Dallas scorer vs. Pittsburgh:

Bill Goldsworthy (54gpp, 23-22-45)

All-time Pittsburgh scorer vs. Dallas:

Rick Kehoe (36gp, 19-27-46)

Longest Dallas win streak vs. Pittsburgh:

4, Oct. 28, 1971-Feb. 20, 1972; Jan. 12, 1983-Dec. 1, 1983

Longest Pittsburgh win streak vs. Dallas:

8, Oct. 15, 1985-Mar. 1, 1988

Longest Dallas undefeated streak vs. Pittsburgh:

8, Mar. 16, 1997-Jan. 19, 2001 (6-0-2)

Longest Pittsburgh undefeated streak vs. Dallas:

8, Oct. 15, 1985-Mar. 1, 1988 (8-0-0)

Last Dallas win at home:

Jan. 19, 2001 (6-5 OT) (0-0-0 since last win)

Last Pittsburgh win at home:

Oct. 24, 2001 (3-2) (0-0-0 since last win)

Last Dallas win at Pittsburgh:

Dec. 23, 2000 (8-2) (0-1-0 since last win)

Last Pittsburgh win at Dallas:

Nov. 14, 1995 (4-2) (0-3-1-1 since last win)

Most goals by Dallas vs. Pittsburgh:

10, Mar. 7, 1973 (M, 10-4)

Most goals by Pittsburgh vs. Dallas:

9, Jan. 12, 1989 (P, 9-2)

Most goals by both teams: 15, Dec. 21, 1974

(M, 8-7); Feb. 2, 1982 (M, 9-6)

Last Dallas shutout vs. Pittsburgh:

Mar. 22, 1998 (0-0) - Ed Belfour

Last Pittsburgh shutout vs. Dallas:

Mar. 22, 1998 (0-0) - Tom Barrasso

Last Dallas hat-trick vs. Pittsburgh:

Nov. 5, 1997 - Joe Nieuwendyk

Last Pittsburgh hat-trick vs. Dallas:

Mar. 4, 1990 - Rob Brown

Last Pittsburgh trade with Dallas:

Jun. 22, 1996 - Kevin Hatcher to Pittsburgh for Sergei Zubov

Overtime record vs. Pittsburgh: 1-1-3

YEAR BY YEAR

YEAR	PIT.	ROAD	TOTAL	GF/GA
1967-68	2-1-2	2-2-1	4-3-3	33-29
1968-69	2-2-0	3-1-0	5-3-0	25-15
1969-70	3-1-0	2-1-1	5-2-1	33-27
1970-71	1-1-1	0-2-1	1-3-2	12-13
1971-72	2-1-0	0-3-0	2-4-0	11-17
1972-73	2-1-0	0-2-0	2-3-0	18-21
1973-74	1-0-1	1-2-0	2-2-1	17-20
1974-75	2-0-0	1-1-0	3-1-0	21-14
1975-76	1-0-1	1-1-0	2-1-1	15-10
1976-77	2-0-0	1-1-0	3-1-0	17-9
1977-78	2-0-0	0-2-0	2-2-0	18-17
1978-79	2-0-0	1-1-0	3-1-0	19-11
1979-80	1-1-0	0-2-0	1-3-0	12-15
1980-81	1-1-0	0-2-0	1-3-0	13-18
1981-82	1-1-0	0-1-0	1-2-0	14-15
1982-83	0-1-0	0-1-1	0-2-1	8-16
1983-84	1-1-0	0-1-0	1-2-0	12-12
1984-85	0-1-0	1-1-0	1-2-0	10-10
1985-86	2-0-0	1-0-0	3-0-0	10-7
1986-87	1-0-0	2-0-0	3-0-0	10-7
1987-88	2-0-0	0-1-0	2-1-0	12-9
1988-89	0-1-0	1-1-0	1-2-0	12-11
1989-90	1-1-0	0-0-1	1-1-1	14-16
1990-91	1-0-0	1-1-0	2-1-0	11-10
1991-92	1-0-0	1-1-0	2-1-0	13-8
1992-93	0-1-0	1-0-0	1-1-0	7-7
1993-94	0-1-0	0-1-0	0-2-0	5-12
1994-95	Did Not Play			
1995-96	1-0-0	1-0-0	2-0-0	9-3
1996-97	1-0-0	0-1-0	1-1-0	5-7
1997-98	0-1-0	0-0-1	0-1-1	2-5
1998-99	0-0-1	0-1-0	0-1-1	6-8
1999-00	0-0-0	0-1-0	0-1-0	4-6
2000-01	0-1-0	0-1-0	0-2-0	7-14
2001-02	1-0-0	0-0-0	1-0-0	3-2
TOTALS	37-19-6	21-36-6	58-55-12	438-421

2002-03 SCHEDULE

Mar. 2 @ Dallas - 3:00pm

OPPONENTS



2001-02 SEASON SERIES

2001-2002	GP	W	L	T	OTL	PTS	GF	GA	PPG	SHG	PEN	PIM
PITTSBURGH	1	1	0	0	0	2	3	2	0	0	4	8
DALLAS	1	0	1	0	0	0	2	3	0	0	7	14

at Pittsburgh 1-0-0-0
at Dallas 0-0-0-0

Oct. 24 Dallas (Belfour) 2 at PITTSBURGH (HEDBERG) 3 WG - Richer

GOALS AND SHOTS BY PERIOD	1ST	2ND	3RD	OT	TOTAL
PITTSBURGH	1-11	1-8	1-7	0	3-26
DALLAS	2-15	0-9	0-9	0	2-33

GOALTENDERS	GP	MP	GF	GA	ENG	SO	GAA	SH	SV%	W-L-T
Hedberg	1	60:00	3	2	0	0	2.00	33	.939	1-0-0
PITTSBURGH TOTALS	1	60:00	3	2	0	0	2.00	33	.939	1-0-0
Belfour	1	58:57	2	3	0	0	3.05	26	.885	0-1-0
DALLAS TOTALS	1	60:00	2	3	0	0	3.00	26	.885	0-1-0


POWER-PLAY GOALS: PITTSBURGH (0 for 7)
DALLAS (0 for 5)

PITTSBURGH	GP	G	A	PTS	PIM	SH	+/-	DALLAS	GP	G	A	PTS	PIM	SH	+/-
Richer	1	1	1	2	0	3	+2	Muller	1	1	0	1	0	2	-1
Stevens	1	0	2	2	0	1	+2	Nieuwendyk	1	1	0	1	0	3	+1
Rozsival	1	1	0	1	0	1	E	Audette	1	0	1	1	0	4	E
Wilson	1	1	0	1	6	1	+2	Kamensky	1	0	1	1	0	3	+1
Beech	1	0	1	1	0	0	+1	Van Allen	1	0	1	1	0	1	-1
Lemieux	1	0	1	1	0	4	E	Verbeek	1	0	1	1	0	1	+1
Straka	1	0	1	1	0	2	E	Belfour	1	0	0	0	0	0	
Ference	1	0	0	0	2	1	+2	DiMaio	1	0	0	0	4	1	E
Hedberg	1	0	0	0	0	0		Hatcher	1	0	0	0	0	0	-2
Hrdina	1	0	0	0	0	1	E	Langenbrunner	1	0	0	0	0	2	-2
Kasparaitis	1	0	0	0	0	1	-1	Lehfinen	1	0	0	0	0	4	-1
Kraft	1	0	0	0	0	1	-1	Lukowich	1	0	0	0	0	0	+1
LaCouture	1	0	0	0	0	0	E	Lumme	1	0	0	0	0	1	+1
Lang	1	0	0	0	0	1	-1	Matvichuk	1	0	0	0	2	0	-2
Melichar	1	0	0	0	0	0	E	Modano	1	0	0	0	2	3	-1
Moran	1	0	0	0	0	4	-1	Morrow	1	0	0	0	4	2	E
Morozov	1	0	0	0	0	1	-1	Sydar	1	0	0	0	2	4	E
Petersen	1	0	0	0	0	3	E	Turgeon	1	0	0	0	0	1	E
Primeau	1	0	0	0	0	1	+1	Zubov	1	0	0	0	0	1	E
TOTALS	1	3	6	9	8	26		TOTALS	1	2	4	5	14	33	



OPPONENTS

DETROIT RED WINGS



BRENDAN SHANAHAN

All-Time NHL Record:
2263-2089-794-10
Stanley Cup Titles:
10 (1936, 1937, 1943, 1950,
1952, 1954, 1955, 1997-1998,
2002)
Founded:
1926
Location:
600 Civic Center Drive,
Detroit, MI 48226
General Office Phone:
(313) 396-7535

Arena (Capacity):
Joe Louis Arena (19,983)
General Manager:
Ken Holland
Head Coach:
Dove Lewis
Coach's NHL Record (Seasons):
First Season
Associate Coaches:
Barry Smith
Website:
www.detroitredwings.com

PENGUINS vs. RED WINGS

2001-2002 Record: 51-17-10-4; First place, Central Division, 1st overall
2002 Playoff Record: Defeated Vancouver, 4-2, WCGF; Defeated St. Louis, 4-1, WCSF; Defeated Colorado, 4-3, WCF; Defeated Carolina, 4-1, in SCF
2001-2002 Top Scorer:
Brendan Shanahan (37-38-75)
All-time Detroit scorer vs. Pittsburgh:
Steve Yzerman (37gp, 16-31-47)
All-time Pittsburgh scorer vs. Detroit:
Mario Lemieux (24gp, 21-34-55); Jean Pronovost (53gp, 22-33-55)
Longest Detroit win streak vs. Pittsburgh:
5, Dec. 23, 1982-Feb. 9, 1984
Longest Pittsburgh win streak vs. Detroit:
4, Feb. 13, 1974-Dec. 15, 1974
Longest Detroit undefeated streak vs. Pittsburgh: 9, Mar. 5, 1972-Jan. 27, 1974 (5-0-4)
Longest Pittsburgh undefeated streak vs. Detroit: 11, Dec. 17, 1988-Feb. 3, 1992 (7-0-4)
Last Detroit win at home:
Nov. 12, 1999 (3-2 OT) (0-1-0 since last win)
Last Pittsburgh win at home:
Jan. 2, 2000 (4-3) (0-1-0 since last win)
Last Detroit win at Pittsburgh:
Mar. 2, 2002 (4-2) (0-0-0 since last win)
Last Pittsburgh win at Detroit:
Dec. 10, 2000 (4-3) (0-0-0 since last win)
Most goals by Detroit vs. Pittsburgh:
9, Feb. 9, 1984 [D, 9-3]
Most goals by Pittsburgh vs. Detroit:
10, Jan. 28, 1989 [P, 10-5]
Most goals by both teams:
15, Jan. 28, 1989 [P, 10-5]
Last Detroit shutout vs. Pittsburgh:
Feb. 3, 1996 (3-0) - Chris Osgood
Last Pittsburgh shutout vs. Detroit:
Apr. 11, 1999 (3-0) - Tom Barrasso
Last Detroit hat-trick vs. Pittsburgh:
Feb. 8, 1997 - Brendan Shanahan
Last Pittsburgh hat-trick vs. Detroit:
Oct. 22, 1992 - Mario Lemieux
Last Pittsburgh trade with Detroit:
Jan. 27, 1997 - Greg Johnson to Pittsburgh for Tomas Sandstrom
Overline record vs. Pittsburgh: 2-1-6

YEAR BY YEAR

YEAR	PIT.	ROAD	TOTAL	GF/GA
1967-68	1-1-0	0-2-0	1-3-0	12-21
1968-69	2-1-0	0-3-0	2-4-0	14-20
1969-70	1-2-0	1-2-0	2-4-0	17-21
1970-71	3-0-0	0-1-2	3-1-2	30-13
1971-72	2-1-0	0-3-0	2-4-0	19-25
1972-73	0-1-1	0-1-2	0-2-3	7-9
1973-74	2-1-0	0-1-1	2-2-1	20-13
1974-75	2-1-0	2-1-0	4-2-0	24-15
1975-76	3-0-0	1-1-1	4-1-1	24-13
1976-77	3-0-0	1-2-0	4-2-0	19-17
1977-78	1-1-1	1-2-0	2-3-1	21-22
1978-79	4-0-0	1-3-0	5-3-0	29-31
1979-80	2-0-0	0-2-0	2-2-0	18-19
1980-81	2-0-0	0-1-1	2-1-1	13-11
1981-82	1-0-0	0-2-0	1-2-0	11-11
1982-83	0-1-1	0-1-0	0-2-1	11-17
1983-84	0-1-0	0-2-0	0-3-0	9-21
1984-85	1-1-0	0-0-1	1-1-1	10-10
1985-86	1-0-0	1-1-0	2-1-0	15-11
1986-87	1-1-0	0-1-0	1-2-0	5-6
1987-88	1-0-0	0-2-0	1-2-0	13-15
1988-89	2-0-0	0-0-1	2-0-1	19-13
1989-90	1-0-0	1-0-1	2-0-1	14-7
1990-91	2-0-0	1-0-0	3-0-0	16-5
1991-92	0-0-1	0-1-1	0-1-2	10-11
1992-93	1-0-0	0-1-0	1-1-0	9-14
1993-94	0-1-0	1-0-0	1-1-0	9-10
1994-95		Did Not Play		
1995-96	1-0-0	0-1-0	1-1-0	5-5
1996-97	0-1-0	0-1-0	0-2-0	6-10
1997-98	1-0-0	0-0-1	1-0-1	5-3
1998-99	1-0-0	1-0-0	2-0-0	5-1
1999-00	1-0-0	0-1-0	1-1-0	6-6
2000-01	0-0-0	1-0-0	1-0-0	4-3
2001-02	0-1-0	0-0-0	0-1-0	2-4
TOTALS	43-16-4	13-39-12	56-55-16	451-433

2002-03 SCHEDULE

Oct. 25 @ Detroit - 7:30pm
Mar. 18 @ Pittsburgh - 7:30pm

OPPONENTS



2001-02 SEASON SERIES

2001-2002	GP	W	L	T	OTL	PTS	GF	GA	PPG	SHG	PEN	PIM
PIITTSBURGH	1	0	1	0	0	0	2	4	0	0	3	6
DETROIT	1	1	0	0	0	2	4	2	0	0	4	8

at Pittsburgh 0-1-0-0
at Detroit 0-0-0-0

Mar. 2 DETROIT (HASEK) 4 at Pittsburgh (Aubin) 2 WG - Avery

GOALS AND SHOTS BY PERIOD	1ST	2ND	3RD	OT	TOTAL
PIITTSBURGH	0-1	1-10	1-11	0	2-22
DETROIT	0-7	2-14	2-9	0	4-30

GOALTENDERS	GP	MP	GF	GA	ENG	SO	GAA	SH	SV%	W-L-T
Aubin	1	59:16	2	3	1	0	3.04	29	.897	0-1-0
PIITTSBURGH TOTALS	1	60:00	2	4	1	0	4.00	30	.867	0-1-0
Hasek	1	60:00	4	2	0	0	2.00	22	.909	1-0-0
DETROIT TOTALS	1	60:00	4	2	0	0	2.00	22	.909	1-0-0


POWER-PLAY GOALS: PITTSBURGH (0 for 3)
DETROIT (0 for 2)

PIITTSBURGH	GP	G	A	PTS	PIM	SH	+/-	DETROIT	GP	G	A	PTS	PIM	SH	+/-
Hrdina	1	1	1	2	0	3	+1	Lidstrom	1	1	1	2	0	4	+1
Richer	1	1	0	1	0	5	E	Avery	1	1	0	1	2	3	+1
Lang	1	0	1	1	2	0	-2	Devereaux	1	1	0	1	0	2	+1
Morozov	1	0	1	1	0	2	+1	Shanahan	1	1	0	1	0	2	+1
Aubin	1	0	0	0	0	0	0	Chelios	1	0	1	1	0	2	E
Beech	1	0	0	0	0	2	-1	Fedorov	1	0	1	1	2	5	+1
Ference	1	0	0	0	0	1	-2	Holmstrom	1	0	1	1	0	0	+1
Jonsson	1	0	0	0	0	0	-2	Maltby	1	0	1	1	2	2	+1
Kasparaitis	1	0	0	0	0	1	-1	Williams	1	0	1	1	0	1	E
Kovalev	1	0	0	0	0	1	-3	Dandenaault	1	0	0	0	0	0	E
Kraft	1	0	0	0	0	4	+1	Datsyuk	1	0	0	0	0	0	E
LaCouture	1	0	0	0	0	0	E	Draper	1	0	0	0	0	2	E
Laukkanen	1	0	0	0	0	1	E	Duchesne	1	0	0	0	0	2	E
Meloche	1	0	0	0	0	0	E	Fischer	1	0	0	0	0	2	E
Moran	1	0	0	0	2	1	E	Hasek	1	0	0	0	0	0	+1
Oliwa	1	0	0	0	2	0	E	Hull	1	0	0	0	0	3	
Petersen	1	0	0	0	0	0	-1	Olausson	1	0	0	0	2	0	+1
R. Robitaille	1	0	0	0	0	1	-2	L. Robitaille	1	0	0	0	0	0	-1
Rozsival	1	0	0	0	0	0	+1	Wallin	1	0	0	0	0	0	-1
TOTALS	1	2	3	5	6	22		TOTALS	1	4	6	10	18	30	



OPPONENTS

EDMONTON OILERS



TOMMY SALO

All-Time NHL Record:
868-708-239-15
Stanley Cup Titles:
Five (1984, 1985, 1987, 1988, 1990)
Founded:
1972 (Alberta - WHA), 1979
(Edmonton-NHL)
Location:
11230 - 110 Street,
Edmonton, AB T5G 3G8
General Office Phone:
(780) 414-4000
Arena (Capacity):
Skyreach Centre (17,100)

President & CEO:
Patrick LaForge
General Manager:
Kevin Lowe
Head Coach:
Craig MacTavish
Coach's NHL Record (Seasons):
77-63-24 (2)
Assistant Coaches:
Charlie Huddy, Bill Moores
Website:
www.edmontonoilers.com

PENGUINS vs. OILERS

2001-2002 Record: 38-28-12-4; Third place, Northwest Division, 15th overall
2002 Playoff Record: Did not qualify
2001-2002 Top Scorer: Mike York (20-41-61)
All-time Edmonton scorer vs. Pittsburgh:
Wayne Gretzky (28gp, 31-44-75)
All-time Pittsburgh scorer vs. Edmonton:
Mario Lemieux (25gp, 13-28-41)
Longest Edmonton win streak vs. Pittsburgh:
5, Mar. 16, 1981-Mar. 17, 1982; Jan. 7, 1983-Feb. 22, 1984
Longest Pittsburgh win streak vs. Edmonton:
3, Mar. 4, 2000-Jan. 19, 2002
Longest Edmonton undefeated streak vs. Pittsburgh: 6, Jan. 7, 1983-Nov. 6, 1984 (5-0-1)
Longest Pittsburgh undefeated streak vs. Edmonton: 5, Mar. 5, 1999-Jan. 19, 2002 (3-0-2)
Last Edmonton win at home:
Oct. 31, 1998 (4-1) (0-2-0 since last win)
Last Pittsburgh win at home:
Nov. 11, 2000 (5-2) (0-0-0 since last win)
Last Edmonton win at Pittsburgh:
Feb. 18, 1993 (5-4) (0-5-2 since last win)
Last Pittsburgh win at Edmonton:
Jan. 19, 2002 (1-0) (0-0-0 since last win)
Most goals by Edmonton vs. Pittsburgh:
10, Mar. 17, 1982 (E, 10-4); Feb. 19, 1983 (E, 10-7)
Most goals by Pittsburgh vs. Edmonton:
7, 3 times, last time - Jan. 21, 1988 (P, 7-4)
Most goals by both teams:
17, Feb. 19, 1983 (E, 10-7)
Last Edmonton shutout vs. Pittsburgh:
None
Last Pittsburgh shutout vs. Edmonton:
Jan. 19, 2002 (1-0) - Johan Hedberg
Last Edmonton hat-trick vs. Pittsburgh:
Nov. 8, 1988 - Jari Kurri
Last Pittsburgh hat-trick vs. Edmonton:
Nov. 13, 1991 - Kevin Stevens
Last Pittsburgh trade with Edmonton:
Mar. 13, 2001, Dan LaCouture to Pittsburgh for Sven Butenschon
Overtime record vs. Pittsburgh: 1-1-3

YEAR BY YEAR

YEAR	PIT.	ROAD	TOTAL	GF/GA
1979-80	1-1-0	0-2-0	1-3-0	12-22
1980-81	1-1-0	0-1-1	1-2-1	18-20
1981-82	0-1-0	0-2-0	0-3-0	8-22
1982-83	1-1-0	0-1-0	1-2-0	14-21
1983-84	0-1-0	0-2-0	0-3-0	8-23
1984-85	1-0-1	0-1-0	1-1-1	10-12
1985-86	0-1-0	1-1-0	1-2-0	13-17
1986-87	1-1-0	0-1-0	1-2-0	9-10
1987-88	0-1-0	0-2-0	0-3-0	8-17
1988-89	0-2-0	1-0-0	1-2-0	12-15
1989-90	1-0-0	1-1-0	2-1-0	14-8
1990-91	1-1-0	0-1-0	1-2-0	14-15
1991-92	2-0-0	0-1-0	2-1-0	14-14
1992-93	*1-1-0	0-1-0	1-2-0	11-11
1993-94	1-0-0	0-1-0	1-1-0	7-8
1994-95	Did Not Play			
1995-96	1-0-0	1-0-0	2-0-0	10-8
1996-97	1-0-0	0-1-0	1-1-0	7-7
1997-98	1-0-0	0-1-0	1-1-0	7-6
1998-99	0-0-1	0-1-0	0-1-1	3-6
1999-00	0-0-1	1-0-0	1-0-1	5-4
2000-01	1-0-0	0-0-0	1-0-0	5-2
2001-02	0-0-0	1-0-0	1-0-0	1-0
TOTALS	15-12-3	6-21-1	21-33-4	208-268

* = Includes one game played in Cleveland

2002-03 SCHEDULE

Feb. 18 @ Pittsburgh - 7:30pm

OPPONENTS



2001-02 SEASON SERIES

2001-2002	GP	W	L	T	OTL	PTS	GF	GA	PPG	SHG	PEN	PIM
PITTSBURGH	1	1	0	0	0	2	1	0	0	0	6	15
EDMONTON	1	0	1	0	0	0	0	1	0	0	5	13

at Pittsburgh 0-0-0-0
at Edmonton 1-0-0-0

Jan. 19 PITTSBURGH (HEDBERG) 1 at Edmonton (Salo) 0 WG - Laukkanen

GOALS AND SHOTS BY PERIOD	1ST	2ND	3RD	OT	TOTAL
PITTSBURGH	0-5	1-7	0-3	0	1-15
EDMONTON	0-8	0-10	0-7	0	0-25

GOALTENDERS	GP	MP	GF	GA	ENG	SO	GAA	SH	SV%	W-L-T
Hedberg	1	60:00	1	0	0	1	0.00	25	1.000	1-0-0
PITTSBURGH TOTALS	1	60:00	1	0	0	1	0.00	25	1.000	1-0-0
Salo	1	59:23	0	1	0	0	1.01	15	.933	0-1-0
EDMONTON TOTALS	1	59:23	0	1	0	0	1.01	15	.933	0-1-0

POWER-PLAY GOALS: PITTSBURGH (0 for 4)
EDMONTON (0 for 5)

PITTSBURGH	GP	G	A	PTS	PIM	SH	+/-	EDMONTON	GP	G	A	PTS	PIM	SH	+/-
Laukkanen	1	1	0	1	2	1	+1	Brewer	1	0	0	0	0	4	E
Kovalev	1	0	1	1	0	3	+1	Brown	1	0	0	0	0	0	-1
Beech	1	0	0	0	0	0	E	Carter	1	0	0	0	0	0	-1
Ference	1	0	0	0	2	0	E	Clearly	1	0	0	0	0	5	E
Hedberg	1	0	0	0	0	0		Corrie	1	0	0	0	0	2	-1
Hrdina	1	0	0	0	0	1	E	Green	1	0	0	0	7	1	E
Jonsson	1	0	0	0	0	0	+1	Grier	1	0	0	0	0	0	E
Kasparaitis	1	0	0	0	0	0	E	Hecht	1	0	0	0	2	2	E
Kraft	1	0	0	0	0	0	E	Harcoff	1	0	0	0	0	1	E
LaCouture	1	0	0	0	0	1	E	Marchant	1	0	0	0	0	0	E
Lang	1	0	0	0	0	1	E	Moreau	1	0	0	0	0	1	E
Lemieux	1	0	0	0	0	3	+1	Murray	1	0	0	0	0	1	E
Melichar	1	0	0	0	2	0	E	Niinimaa	1	0	0	0	2	2	E
Melochne	1	0	0	0	2	1	E	Poti	1	0	0	0	0	1	-1
Moran	1	0	0	0	5	0	E	Reasoner	1	0	0	0	0	0	E
Morozov	1	0	0	0	0	2	+1	Salo	1	0	0	0	0	0	
Petersen	1	0	0	0	0	0	E	Smith	1	0	0	0	2	2	E
Richer	1	0	0	0	0	0	E	Smyth	1	0	0	0	0	2	-1
Rozsival	1	0	0	0	0	2	E	Staios	1	0	0	0	0	1	E
Bench					2										
TOTALS	1	1	1	2	15	15		TOTALS	1	0	0	0	13	25	



OPPONENTS

FLORIDA PANTHERS



SANDIS OZOLINS

All-Time NHL Record:

270-301-114-21

Stanley Cup Titles:

None

Founded:

1992

Location:

One Panthers Parkway,
Sunrise, FL 33323

General Office Phone:

(954) 835-7000

Arena (Capacity):

National Car Rental Center
(19,250)

President:

William A. Torrey

General Manager:

Rick Dudley

Head Coach:

Mike Keenan

Coach's NHL Record (Seasons):

555-438-132 (16)

Assistant Coaches:

Paul Baxter, George Kingston

Website:

www.flpanthers.com

PENGUINS vs. PANTHERS

2001-2002 Record: 22-44-10-6; Fourth place, Southeast Division, 28th overall

2002 Playoff Record: Did not qualify

2001-2002 Top Scorer:

Sandis Ozolins (14-38-52)

All-time Florida scorer vs. Pittsburgh:

Rob Niedermayer (28gp, 10-11-21)

All-time Pittsburgh scorer vs. Florida:

Jaromir Jagr (29gp, 16-15-31)

Longest Florida win streak vs. Pittsburgh:

2, 3 times, last time - Nov. 20, 1999-Dec. 18, 1999

Longest Pittsburgh win streak vs. Florida:

4, Feb. 1, 1994-Feb. 7, 1995

Longest Florida undefeated streak vs. Pittsburgh:

2, 4 times, last time - Dec. 15, 2000-Dec. 20, 2000

Longest Pittsburgh undefeated streak vs. Florida:

6, Oct. 12, 1993-Feb. 7, 1995 (5-0-1)

Last Florida win at home:

Apr. 3, 2002 (3-2) [0-0-0 since last win]

Last Pittsburgh win at home:

Mar. 5, 2002 (6-5 ot) [0-0-0 since last win]

Last Florida win at Pittsburgh:

Dec. 15, 2000 (4-1) [0-0-1-2 since last win]

Last Pittsburgh win at Florida:

Mar. 16, 2001 (6-3) [0-1-1 since last win]

Most goals by Florida vs. Pittsburgh:

5, 5 times, last time - Dec. 18, 1999 (P, 6-5)

Most goals by Pittsburgh vs. Florida:

7, Feb. 7, 1995 (P, 7-3); Dec. 30, 1998 (P, 7-4)

Most goals by both teams:

11, 4 times, last time - Mar. 5, 2002 (P, 6-5 ot)

Last Florida shutout vs. Pittsburgh:

Nov. 7, 2001 (2-0) - Roberto Luongo

Last Pittsburgh shutout vs. Florida:

Feb. 5, 1999 (3-0) - Tom Barrasso

Last Florida hat-trick vs. Pittsburgh:

Oct. 4, 1997 - Dave Gagner

Last Pittsburgh hat-trick vs. Florida:

Dec. 30, 1995 - Mario Lemieux

Last Pittsburgh trade with Florida:

Nov. 19, 1996, Stu Barnes and Jason Woolley to Pittsburgh for Chris Wells

Overtime record vs. Pittsburgh: 1-2-4

YEAR BY YEAR

YEAR	PIT.	ROAD	TOTAL	GF/GA
1993-94	1-0-1	2-0-0	3-0-1	10-7
1994-95	1-1-0	1-1-0	2-2-0	16-14
1995-96	2-0-0	1-1-0	3-1-0	12-10
1996-97	2-0-0	0-2-0	2-2-0	12-13
1997-98	0-1-1	1-1-0	1-2-1	11-12
1998-99	3-0-0	1-1-0	4-1-0	19-10
1999-00	1-1-0	1-1-0	2-2-0	9-10
2000-01	1-1-0	1-0-1	2-1-1	12-11
2001-02	1-0-1	0-2-0	1-2-1	10-12
TOTALS	12-4-3	8-9-1	20-13-4	111-99

2002-03 SCHEDULE

- Nov. 6 @ Florida - 7:30pm
- Jan. 18 @ Florida - 7:30pm
- Feb. 6 @ Pittsburgh - 7:30pm
- Mar. 16 @ Pittsburgh - 3:00pm



OPPONENTS



2001-02 SEASON SERIES

2001-2002	GP	W	L	T	OTL	PTS	GF	GA	PPG	SHG	PEN	PIM
PITTSBURGH	4	1	2	1	0	3	10	12	2	0	22	61
FLORIDA	4	2	0	1	1	6	12	10	2	0	25	59

at Pittsburgh 1-0-1-0
at Florida 0-2-0-0

Oct. 28 Florida (Luongo) 2
Nov. 7 Pittsburgh (Hedberg) 0
Mar. 5 Florida (Luongo) 5
Apr. 3 Pittsburgh (Aubin) 2

at Pittsburgh (Aubin) 2
at FLORIDA (LUONGO) 2
at PITTSBURGH (HEDBERG) 6
at FLORIDA (KIDD) 3

TG - Kraft
WG - Worrell
WG - Kovalev*
WG - Beaudon

*Kovalev scored at 3:23 of overtime

GOALS AND SHOTS BY PERIOD	1ST	2ND	3RD	OT	TOTAL
PITTSBURGH	3-36	3-30	3-43	1-5	10-114
FLORIDA	2-22	2-39	8-41	0-6	12-108

GOALTENDERS	GP	MP	GF	GA	ENG	SO	GAA	SH	SV%	W-L-T
Aubin	2	124:03	4	5	0	0	2.42	53	.906	0-1-1
Hedberg	2	122:07	6	7	0	0	3.44	55	.873	1-1-0
PITTSBURGH TOTALS	4	248:23	10	12	0	0	2.90	108	.889	1-2-1
Kidd	1	59:50	3	2	0	0	2.01	33	.939	1-0-0
Luongo	3	188:23	9	8	0	1	2.55	81	.901	1-1-1
FLORIDA TOTALS	4	248:23	12	10	0	1	2.42	114	.912	2-1-1

POWER-PLAY GOALS:


PITTSBURGH (2 for 17) - Hrdina, Jonsson
FLORIDA (2 for 13) - Weiss, Wiemer

PITTSBURGH	GP	G	A	PTS	PIM	SH	+/-	FLORIDA	GP	G	A	PTS	PIM	SH	+/-
Kovalev	2	2	2	4	4	14	+3	Svehla	4	0	5	5	2	2	E
Robitaille	2	2	1	3	0	10	+2	Husselius	4	2	1	3	0	8	+2
Rozsival	4	1	2	3	0	3	+1	Worrell	4	2	0	2	11	7	+2
LaCouture	4	0	3	3	0	8	+2	Novoseltsev	3	1	1	2	2	6	+2
Hrdina	3	2	0	2	2	5	-1	Nilson	4	1	1	2	7	8	E
Lang	3	1	1	2	2	11	-3	Wiemer	4	1	1	2	0	8	-1
Kraft	4	1	1	2	0	9	E	Kozlov	2	0	2	2	2	4	+1
Richer	3	0	2	2	2	2	+1	Ozalins	2	0	2	2	2	1	-2
Jonsson	3	1	0	1	0	3	-2	P. Bure	3	0	2	2	4	12	-2
Toms	1	0	1	1	2	2	-1	Jokinen	4	0	2	2	5	6	-1
Kasparaitis	3	0	1	1	4	4	+2	Beaudoin	1	1	0	1	0	2	E
Melichar	3	0	1	1	0	3	-1	V. Bure	1	1	0	1	0	5	-2
Beech	4	0	1	1	4	3	E	Dagenais	1	1	0	1	0	2	+1
Moran	4	0	1	1	0	2	-2	Weiss	1	1	0	1	0	3	+1
Morozov	4	0	1	1	2	11	-3	Adams	2	1	0	1	0	3	+1
Berry	1	0	0	0	7	1	-1	Jardine	1	0	1	1	2	1	+1
Donovan	1	0	0	0	0	1	E	Pitlick	1	0	1	1	0	1	+1
Laukkanen	1	0	0	0	0	1	-1	Hagman	4	0	1	1	0	3	+1
Manderville	1	0	0	0	0	1	E	Boyle	1	0	0	0	0	2	+2
Meloche	1	0	0	0	0	1	-1	Hedican	1	0	0	0	0	3	E
Nieminen	1	0	0	0	0	1	+1	Kidd	1	0	0	0	0	0	0
Pushor	1	0	0	0	0	1	-1	B. Norton	1	0	0	0	0	0	E
Straka	1	0	0	0	0	0	E	Rossiter	1	0	0	0	2	0	E
Tibbetts	1	0	0	0	0	3	E	Ulanov	1	0	0	0	0	1	+1
Wilson	1	0	0	0	2	0	E	Van Impe	1	0	0	0	2	0	+1
Aubin	2	0	0	0	0	0	0	Johnson	2	0	0	0	2	2	E
Hedberg	2	0	0	0	2	0	0	Laus	2	0	0	0	2	2	E
Primeau	2	0	0	0	2	0	-1	Ritchie	2	0	0	0	0	5	+2
Stevens	2	0	0	0	0	1	-1	Tetarenko	2	0	0	0	0	1	E
Ference	3	0	0	0	7	6	E	Ference	3	0	0	0	6	4	+2
Oliwa	4	0	0	0	17	1	-1	Lindsay	3	0	0	0	4	2	-1
Petersen	4	0	0	0	2	6	-3	Luongo	3	0	0	0	0	0	0
								J. Norton	3	0	0	0	2	1	E
								Ward	3	0	0	0	0	3	E
								Bench						2	
TOTALS	4	10	18	28	61	114		TOTALS	4	12	20	32	59	108	



OPPONENTS

LOS ANGELES KINGS



ADAM DEADMARSH

All-Time NHL Record:
1100-1255-402-11
Stanley Cup Titles:
None
Founded:
1967
Location:
555 North Nash Street,
El Segundo, CA 90245
General Office Phone:
(213) 742-7100
Arena (Capacity):
Staples Center (18,500)

President:
Tim Leiweke
VP & General Manager:
Dave Taylor
Head Coach:
Andy Murray
Coach's NHL Record (Seasons):
117-93-36 (3)
Assistant Coaches:
Mark Hardy, Ray Bennett
Website:
www.lakings.com

PENGUINS vs. KINGS

2001-2002 Record: 40-27-11-4; Tied second place, Pacific Division, Tied for 11th overall
2002 Playoff Record:
Lost to Colorado, 4-3, WCQF
2001-2002 Top Scorer: Jason Allison (19-55-74)
All-time Los Angeles scorer vs. Pittsburgh:
Marcel Dionne (50gp, 29-41-70)
All-time Pittsburgh scorer vs. Los Angeles:
Mario Lemieux (25gp, 17-39-56)
Longest Los Angeles win streak vs. Pittsburgh:
5, Mar. 14, 1984-Nov. 16, 1985
Longest Pittsburgh win streak vs. Los Angeles:
6, Nov. 15, 1969-Feb. 26, 1970
Longest Los Angeles undefeated streak vs. Pittsburgh: 8, Mar. 2, 1977-Mar. 14, 1978 (4-0-4)
Longest Pittsburgh undefeated streak vs. Los Angeles: 9, Nov. 15, 1979-Feb. 13, 1982 (4-0-5)
Last Los Angeles win at home:
Mar. 16, 2002 (4-3) [0-0-0 since last win]
Last Pittsburgh win at home:
Mar. 29, 1997 (4-1) [0-3-2 since last win]
Last Los Angeles win at Pittsburgh:
Feb. 27, 2002 (5-4) [0-0-0 since last win]
Last Pittsburgh win at Los Angeles:
Jan. 16, 1999 (5-1) [0-2-0 since last win]
Most goals by Los Angeles vs. Pittsburgh:
10, Jan. 21, 1987 (L, 10-5)
Most goals by Pittsburgh vs. Los Angeles:
8, Mar. 26, 1969 (P, 8-4); Oct. 20, 1971 (P, 8-1)
Most goals by both teams:
15, Jan. 21, 1987 (L, 10-5)
Last Los Angeles shutout vs. Pittsburgh:
Dec. 22, 1998 (3-0) - Jamie Storr
Last Pittsburgh shutout vs. Los Angeles:
Nov. 23, 1974 (0-0) - Gary Inness
Last Los Angeles hat-trick vs. Pittsburgh:
Mar. 10, 1990 - Luc Robitaille
Last Pittsburgh hat-trick vs. Los Angeles:
Feb. 10, 1990 - Rob Brown
Last Pittsburgh trade with Los Angeles:
Mar. 18, 1997, Eddie Olczyk to Pittsburgh for Glen Murray
Overtime record vs. Pittsburgh: 4-3-4

YEAR BY YEAR

YEAR	PIT.	ROAD	TOTAL	GF/GA
1967-68	3-2-0	1-4-0	4-6-0	26-33
1968-69	1-2-1	1-3-0	2-5-1	20-24
1969-70	4-0-0	2-2-0	6-2-0	20-11
1970-71	2-1-0	0-3-0	2-4-0	18-26
1971-72	3-0-0	1-1-1	4-1-1	29-19
1972-73	3-0-0	1-2-0	4-2-0	17-14
1973-74	1-2-0	0-2-0	1-4-0	6-14
1974-75	0-1-2	1-2-0	1-3-2	8-15
1975-76	3-0-0	2-1-0	5-1-0	29-16
1976-77	1-2-0	1-1-1	2-3-1	20-23
1977-78	0-1-2	0-2-1	0-3-3	15-21
1978-79	2-2-0	2-1-1	4-3-1	24-22
1979-80	1-1-0	0-0-2	1-1-2	13-12
1980-81	2-0-0	0-0-2	2-0-2	18-16
1981-82	1-0-1	0-1-0	1-1-1	15-16
1982-83	1-0-0	1-1-0	2-1-0	15-14
1983-84	1-1-0	0-1-0	1-2-0	15-16
1984-85	0-1-0	0-2-0	0-3-0	6-15
1985-86	2-0-0	0-1-0	2-1-0	16-12
1986-87	1-0-0	0-2-0	1-2-0	9-16
1987-88	0-0-2	1-0-0	1-0-2	15-13
1988-89	1-0-0	0-2-0	1-2-0	9-14
1989-90	1-1-0	0-1-0	1-2-0	13-22
1990-91	1-0-0	0-2-0	1-2-0	6-12
1991-92	0-2-0	0-1-0	0-3-0	8-14
1992-93	1-0-0	0-1-0	1-1-0	7-8
1993-94	1-0-0	0-1-0	1-1-0	7-10
1994-95	Did Not Play			
1995-96	0-1-0	0-1-0	0-2-0	4-6
1996-97	1-0-0	1-0-0	2-0-0	9-4
1997-98	0-0-1	1-0-0	1-0-1	5-4
1998-99	0-1-0	1-0-0	1-1-0	5-4
1999-00	0-1-0	0-1-0	0-2-0	7-10
2000-01	0-0-1	0-0-0	0-0-1	2-2
2001-02	0-1-0	0-1-0	0-2-0	7-9
TOTALS	38-23-10	17-43-8	55-66-18	443-487

2002-03 SCHEDULE

Dec. 14 @ Los Angeles - 10:30pm
Feb. 25 @ Pittsburgh - 7:30pm

OPPONENTS



2001-02 SEASON SERIES

2001-2002	GP	W	L	T	OTL	PTS	GF	GA	PPG	SHG	PEN	PIM
PITTSBURGH	2	0	2	0	0	0	7	9	3	0	9	18
LOS ANGELES	2	2	0	0	0	4	9	7	2	0	10	20

at Pittsburgh 0-1-0-0
at Los Angeles 0-1-0-0

Feb. 27 LOS ANGELES (STORR) 5 at Pittsburgh (Hedberg) 4 WG - Laperriere
Mar. 16 Pittsburgh (Aubin, HEDBERG) 3 at LOS ANGELES (POTVIN) 4 WG - Bednar

GOALS AND SHOTS BY PERIOD	1ST	2ND	3RD	OT	TOTAL
PITTSBURGH	2-14	0-17	5-19	0	7-50
LOS ANGELES	6-20	3-22	0-13	0	9-55

GOALTENDERS	GP	MP	GF	GA	ENG	SO	GAA	SH	SV%	W-L-T
Hedberg	2	98:02	7	6	0	0	3.67	45	.867	0-2-0
Aubin	1	20:00	0	3	0	0	9.00	10	.700	0-0-0
PITTSBURGH TOTALS	2	120:00	7	9	0	0	4.50	55	.836	0-2-0
Potvin	1	59:42	4	3	0	0	3.02	23	.870	1-0-0
Storr	1	59:57	5	4	0	0	4.00	27	.852	1-0-0
LOS ANGELES TOTALS	2	120:00	9	7	0	0	3.50	50	.860	2-0-0

POWER-PLAY GOALS:

PITTSBURGH (3 for 9) - Laukkanen, Robitaille, Rozsival
LOS ANGELES (2 for 8) - Bednar, Modry

PITTSBURGH	GP	G	A	PTS	PIM	SH	+/-	LOS ANGELES	GP	G	A	PTS	PIM	SH	+/-
Kovalev	2	1	4	5	0	8	-1	Allison	2	1	3	4	0	5	E
Laukkanen	2	2	0	2	2	2	-1	Floranta	2	2	1	3	2	5	+3
Hrdina	2	1	1	2	0	3	-1	Deadmarsh	2	1	2	3	0	6	+1
Robitaille	2	1	1	2	0	3	E	Laperriere	2	1	2	3	0	1	+3
Rozsival	2	1	1	2	2	3	-3	Schneider	2	1	2	3	2	3	+2
Lang	1	0	2	2	0	2	E	Chartrand	2	0	2	2	0	4	+3
Lemieux	1	0	2	2	2	3	+2	Palffy	2	0	2	2	0	1	E
Beech	2	1	0	1	0	4	+1	Bednar	1	1	0	1	0	1	E
Kraft	1	0	1	1	0	0	E	Emerson	2	1	0	1	2	2	E
Moran	2	0	1	1	0	3	-2	Modry	2	1	0	1	2	1	+2
Morozov	2	0	1	1	0	7	E	Johnson	2	0	1	1	2	6	E
Aubin	1	0	0	0	0	0		Norstrom	2	0	1	1	0	1	-1
Donovan	1	0	0	0	2	1	-1	Visnovsky	2	0	1	1	0	5	+2
Ference	1	0	0	0	2	1	-2	Belanger	1	0	0	0	0	0	E
Meloche	1	0	0	0	0	1	-1	Buchberger	1	0	0	0	0	0	-1
Oliwa	1	0	0	0	0	0	-1	Donato	1	0	0	0	2	0	-1
Pushor	1	0	0	0	0	2	E	Heinze	1	0	0	0	0	4	E
Straka	1	0	0	0	0	0	E	Mair	1	0	0	0	0	1	+1
Tibbetts	1	0	0	0	6	0	-1	Potvin	1	0	0	0	0	0	
Hedberg	2	0	0	0	0	0		Storr	1	0	0	0	0	0	
Jonsson	2	0	0	0	2	0	+1	Boucher	2	0	0	0	0	2	E
Kasparaitis	2	0	0	0	0	3	-1	Miller	2	0	0	0	2	3	+1
LaCouture	2	0	0	0	0	0	-1	Smolinski	2	0	0	0	4	4	E
Petersen	2	0	0	0	0	1	-3	Bench					2		
Richer	2	0	0	0	0	3	+1								
TOTALS	2	7	14	21	18	50		TOTALS	2	9	17	26	20	55	



OPPONENTS

MINNESOTA WILD



MARIAN GABORIK

All-Time NHL Record:

51-74-25-14

Stanley Cup Titles:

None

Founded:

1997

Location:

317 Washington Street,
St. Paul, MN 55102

General Office Phone:

(651) 602-6000

Arena (Capacity):

Xcel Energy Center (18, 064)

President/COO:

Tod Leiweke

Executive VP & GM:

Doug Risebrough

Head Coach:

Jacques Lemaire

Coach's NHL Record (Seasons):

298 247-94 (9)

Assistant Coaches:

Mike Ramsey, Mario Tremblay

Website:

www.wild.com

PENGUINS vs. WILD

2001-2002 Record: 26-35-12-9; Fifth place, Northwest Division, 23rd overall

2002 Playoff Record: Did not qualify

2001-2002 Top Scorer:

Andrew Brunette (21-48-69)

All-time Minnesota scorer vs. Pittsburgh:

Wes Walz (3gp, 3-1-4)

All-time Pittsburgh scorer vs. Minnesota:

Robert Lang (3gp, 3-1-4)

Longest Minnesota win streak vs. Pittsburgh:

1, 2 times, last time - Dec. 14, 2001

Longest Pittsburgh win streak vs. Minnesota:

1, Feb. 14, 2001

Longest Minnesota undefeated streak vs. Pittsburgh:

Pittsburgh: 1, 2 times, last time - Dec. 14, 2001 (1-0-0)

Longest Pittsburgh undefeated streak vs. Minnesota:

1, Feb. 14, 2002 (1-0-0)

Last Minnesota win at home:

Feb. 11, 2001 (4-2) (0-0-0 since last win)

Last Pittsburgh win at home:

Feb. 14, 2001 (2-1) (0-1-0 since last win)

Last Minnesota win at Pittsburgh:

Dec. 14, 2001 (5-2) (0-0-0 since last win)

Last Pittsburgh win at Minnesota:

None

Most goals by Minnesota vs. Pittsburgh:

5, Dec. 14, 2001 (M, 5-2)

Most goals by Pittsburgh vs. Minnesota:

2, 3 times, last time - Dec. 14, 2001 (M, 5-2)

Most goals by both teams:

7, Dec. 14, 2001 (M, 5-2)

Last Minnesota shutout vs. Pittsburgh:

None

Last Pittsburgh shutout vs. Minnesota:

None

Last Minnesota hat-trick vs. Pittsburgh:

None

Last Pittsburgh hat-trick vs. Minnesota:

None

Last Pittsburgh trade with Minnesota:

Jan. 13, 2001, Steve McKenna to Pittsburgh for Roman Simicek

Overtime record vs. Pittsburgh:

0-0-0

YEAR BY YEAR

YEAR	PIT.	ROAD	TOTAL	GF/GA
2000-01	1-0-0	0-1-0	1-1-0	4-5
2001-02	0-1-0	0-0-0	0-1-0	2-5
TOTALS	1-1-0	0-1-0	1-2-0	6-10

2002-03 SCHEDULE

Nov. 14 @ Minnesota - 8:00pm



OPPONENTS



2001-02 SEASON SERIES

2001-2002	GP	W	L	T	OTL	PTS	GF	GA	PPG	SHG	PEN	PIM
PITTSBURGH	1	0	1	0	0	0	2	5	2	0	6	15
MINNESOTA	1	1	0	0	0	2	5	2	1	1	9	17

at Pittsburgh 0-1-0-0
at Minnesota 0-0-0-0

Dec. 14 MINNESOTA (FERNANDEZ) 5 at Pittsburgh (Hedberg) 2 WG - Gaborik

GOALS AND SHOTS BY PERIOD	1ST	2ND	3RD	OT	TOTAL
PITTSBURGH	0-14	1-16	1-11	0	2-41
MINNESOTA	0-7	2-9	3-5	0	5-21

GOALTENDERS	GP	MP	GF	GA	ENG	SO	GAA	SH	SV%	W-L-T
Hedberg	1	59:23	2	4	1	0	4.04	20	.800	0-1-0
PITTSBURGH TOTALS	1	60:00	2	5	1	0	5.00	21	.762	0-1-0
Fernandez	1	60:00	5	2	0	0	2.00	41	.951	1-0-0
MINNESOTA TOTALS	1	60:00	5	2	0	0	2.00	41	.951	1-0-0

POWER-PLAY GOALS: PITTSBURGH (2 for 6) - Hrdina, Lang
MINNESOTA (1 for 5) - Zholtok


SHORT-HANDED GOALS: MINNESOTA (1) - Walz

PITTSBURGH	GP	G	A	PTS	PIM	SH	+/-	MINNESOTA	GP	G	A	PTS	PIM	SH	+/-
Hrdina	1	1	1	2	0	3	-1	Zholtok	1	2	0	2	2	3	+2
Lang	1	1	1	2	0	7	-1	Gaborik	1	1	1	2	2	3	+2
Beech	1	0	2	2	0	2	E	Walz	1	1	1	2	0	2	+2
Ference	1	0	0	0	2	2	-1	Sekeras	1	0	2	2	0	0	+3
Hedberg	1	0	0	0	0	0		Dupuis	1	1	0	1	0	2	+1
Jakopin	1	0	0	0	0	0	E	Kuba	1	0	1	1	0	1	+2
Jonsson	1	0	0	0	0	2	E	Laaksonen	1	0	1	1	0	3	+3
Kasparaitis	1	0	0	0	2	0	-1	Park	1	0	1	1	0	1	E
Kovalev	1	0	0	0	2	6	-2	Sutton	1	0	1	1	7	1	+1
Kraff	1	0	0	0	0	2	-2	Benysek	1	0	0	0	0	0	+1
LaCouture	1	0	0	0	0	2	-1	Brown	1	0	0	0	0	0	+2
Laukkanen	1	0	0	0	0	3	E	Brunette	1	0	0	0	2	1	E
Melichar	1	0	0	0	0	1	-2	Dowd	1	0	0	0	2	1	E
Petersen	1	0	0	0	0	5	-2	Fernandez	1	0	0	0	0	0	
Primeau	1	0	0	0	0	2	-2	Gavey	1	0	0	0	0	1	E
Richer	1	0	0	0	2	3	-2	Hendrickson	1	0	0	0	2	0	E
Rozsival	1	0	0	0	0	1	-3	Johnson	1	0	0	0	0	1	E
Stevens	1	0	0	0	0	0	E	Marshall	1	0	0	0	0	1	E
Tibbells	1	0	0	0	7	0	-1	Matteucci	1	0	0	0	0	0	E
TOTALS	1	2	4	6	15	41		TOTALS	1	5	8	13	17	21	



OPPONENTS

MONTREAL CANADIENS



JOSE THEODORE

All-Time NHL Record:

2778-1769-822-13

Stanley Cup Titles:

23 (1916, 1924, 1930-31, 1944, 1953, 1956-60, 1965-66, 1968-69, 1971, 1973, 1976-79, 1986, 1993)

Founded: 1909

Location:

1260 de La Cauchetiere St. West, Montreal, Quebec H3B 5E8

General Office Phone:

(514) 932-2582

Arena (Capacity):

Molson Centre (21,273)

President:

Pierre Boivin

General Manager:

Andre Savard

Head Coach:

Michel Therrien

Coach's NHL Record (Seasons):

59-57-18 (2)

Assistant Coaches:

Guy Charron, Rick Green,

Roland Melanson

Website:

www.canadiens.com

PENGUINS vs. CANADIENS

2001-2002 Record: 36-31-12-3; Fourth place, Northeast Division, 18th overall

2002 Playoff Record: Defeated Boston, 4-2.

ECQF; Lost to Carolina, 4-2, ECSS

2001-2002 Top Scorer: Yanic Perreault (27-29-56)

All-time Montreal scorer vs. Pittsburgh:

Guy Lafleur (61gp, 44-53-97)

All-time Pittsburgh scorer vs. Montreal:

Jaromir Jagr (43gp, 29-29-58)

Longest Montreal win streak vs. Pittsburgh:

10, Apr. 2, 1975-Dec. 4, 1976

Longest Pittsburgh win streak vs. Montreal:

3, Jan. 23, 1988-Oct. 19, 1968; Nov. 28, 1998-Feb. 9, 1999

Longest Montreal undefeated streak vs. Pittsburgh:

18, Jan. 13, 1972-Jan. 26, 1975 (15-0-3)

Longest Pittsburgh undefeated streak vs. Montreal:

5, Nov. 27, 1996-Mar. 10, 1997 (2-0-3)

Last Montreal win at home:

Mar. 30, 2002 (2-1 ot) (0-0-0 since last win)

Last Pittsburgh win at home:

Jan. 24, 2001 (3-1) (0-2-0 since last win)

Last Montreal win at Pittsburgh:

Apr. 1, 2002 (3-0) (0-0-0 since last win)

Last Pittsburgh win at Montreal:

Jan. 31, 1999 (5-3) (0-4-1 since last win)

Most goals by Montreal vs. Pittsburgh:

12, Feb. 22, 1979 (M, 12-0)

Most goals by Pittsburgh vs. Montreal:

7, Jan. 15, 1983 (M, 8-7); Dec. 7, 1995 (P, 7-5)

Most goals by both teams:

15, Jan. 15, 1983 (M, 8-7)

Last Montreal shutout vs. Pittsburgh:

Apr. 1, 2002 (3-0) - Jose Theodore

Last Pittsburgh shutout vs. Montreal:

Dec. 1, 1997 (1-0) - Tom Barrasso

Last Montreal hat-trick vs. Pittsburgh:

Mar. 18, 1989 - Mats Naslund

Last Pittsburgh hat-trick vs. Montreal:

Jan. 24, 2001 - Mario Lemieux

Last Pittsburgh trade with Montreal:

Dec. 23, 1987, Perry Ganchar to Pittsburgh for future considerations

Overtime record vs. Pittsburgh: 1-5-12

YEAR BY YEAR

YEAR	PIT.	ROAD	TOTAL	GF/GA
1967-68	0-2-0	0-2-0	0-4-0	11-16
1968-69	0-2-1	1-2-0	1-4-1	16-21
1969-70	2-1-0	0-3-0	2-4-0	15-19
1970-71	1-1-1	0-2-1	1-3-2	13-20
1971-72	1-1-1	0-3-0	1-4-1	16-25
1972-73	0-2-0	0-3-0	0-5-0	12-29
1973-74	0-3-0	0-1-1	0-4-1	10-21
1974-75	1-1-1	0-3-0	1-4-1	15-28
1975-76	0-3-0	0-3-0	0-6-0	19-35
1976-77	0-1-2	0-3-0	0-4-2	11-34
1977-78	1-2-0	0-3-0	1-5-0	19-35
1978-79	2-2-0	0-3-1	2-5-1	19-38
1979-80	1-0-1	0-2-0	1-2-1	14-22
1980-81	1-1-0	1-1-0	2-2-0	10-11
1981-82	1-0-0	0-2-0	1-2-0	9-14
1982-83	1-1-0	0-1-0	1-2-0	11-15
1983-84	0-0-1	0-2-0	0-2-1	6-11
1984-85	1-1-0	0-1-0	1-2-0	11-13
1985-86	0-1-0	0-1-1	0-2-1	10-13
1986-87	1-1-0	0-0-1	1-1-1	11-11
1987-88	1-0-0	1-1-0	2-1-0	11-8
1988-89	0-2-0	1-0-0	1-2-0	8-16
1989-90	1-0-0	0-2-0	1-2-0	4-17
1990-91	0-1-1	0-1-0	0-2-1	11-15
1991-92	1-0-0	0-2-0	1-2-0	8-9
1992-93	2-0-0	0-0-1	2-0-1	12-8
1993-94	1-1-0	0-2-1	1-3-1	7-20
1994-95	2-0-0	0-2-0	2-2-0	13-13
1995-96	1-2-0	0-2-0	1-4-0	17-23
1996-97	0-0-3	2-1-0	2-1-3	23-20
1997-98	1-2-0	2-0-1	3-2-1	14-10
1998-99	1-0-1	2-0-0	3-0-1	16-12
1999-00	1-1-0	0-2-0	1-3-0	8-16
2000-01	1-1-0	0-1-1	1-2-1	12-13
2001-02	0-2-0	0-2-0	0-4-0	2-9
TOTALS	27-38-13	10-59-9	37-97-22	424-640

2002-03 SCHEDULE

Oct. 22 @ Montreal - 7:30pm

Nov. 18 @ Montreal - 7:30pm

Nov. 20 @ Pittsburgh - 7:30pm

Dec. 28 @ Pittsburgh - 7:00pm

OPPONENTS



2001-02 SEASON SERIES

2001-2002	GP	W	L	T	OTL	PTS	GF	GA	PPG	SHG	PEN	PIM
PITTSBURGH	4	0	4	0	0	0	2	9	2	0	25	53
MONTREAL	4	4	0	0	0	8	9	2	2	1	21	45

at Pittsburgh 0-2-0-0
at Montreal 0-2-0-0

Dec. 19	MONTREAL (THEODORE) 3	at Pittsburgh (Aubin) 1	WG - Zednik
Feb. 7	Pittsburgh (Hedberg) 0	at MONTREAL (THEODORE) 1	WG - Van Allen
Mar. 30	Pittsburgh (Hedberg) 1	at MONTREAL (THEODORE) 2	WG - Petrov*
Apr. 1	MONTREAL (THEODORE) 3	at Pittsburgh (Hedberg) 0	WG - Kilger

*Petrov scored at 1:32 of overtime

GOALS AND SHOTS BY PERIOD	1ST	2ND	3RD	OT	TOTAL
PITTSBURGH	1-39	0-39	1-38	0-0	2-116
MONTREAL	3-44	4-31	1-38	1-4	9-117

GOALTENDERS	GP	MP	GF	GA	ENG	SO	GAA	SH	SV%	W-L-T
Hedberg	3	180:39	1	6	0	0	1.99	87	.931	0-3-0
Aubin	1	59:53	1	3	0	0	3.01	30	.900	0-1-0
PITTSBURGH TOTALS	4	241:32	2	9	0	0	2.24	117	.923	0-4-0
Theodore	4	240:36	9	2	0	2	0.50	116	.983	4-0-0
MONTREAL TOTALS	4	241:32	9	2	0	2	0.50	116	.983	4-0-0

POWER-PLAY GOALS: PITTSBURGH (2 for 15) - Beech, Rozsival
MONTREAL (2 for 19) - Traverse, Zednik


SHORT-HANDED GOALS: MONTREAL (1) - Kilger

PITTSBURGH	GP	G	A	PTS	PIM	SH	+/-	MONTREAL	GP	G	A	PTS	PIM	SH	+/-
Rozsival	4	1	1	2	4	8	-1	Zednik	4	2	1	3	8	7	+4
Beech	3	1	0	1	0	5	-2	Juneau	4	0	3	3	2	8	+2
Robitaille	3	0	1	1	2	11	-3	Ribeiro	2	1	1	2	0	1	+1
Hrdina	4	0	1	1	0	6	-3	Kilger	4	1	1	2	0	5	+4
Kovalev	4	0	1	1	2	15	-2	Quintal	4	1	1	2	2	9	+3
Aubin	1	0	0	0	0	0	0	Brisebois	3	0	2	2	2	6	+2
Jakopin	1	0	0	0	2	0	E	Markov	3	0	2	2	0	2	+2
Lemieux	1	0	0	0	0	0	E	Gilmour	4	0	2	2	2	4	+2
Meioche	1	0	0	0	0	4	-1	Traverse	1	1	0	1	2	2	E
Primeau	1	0	0	0	0	2	-1	Van Allen	3	1	0	1	2	1	+1
Stevens	1	0	0	0	2	2	E	Dykhus	4	1	0	1	2	7	+2
Tibbetts	1	0	0	0	0	3	-1	Petrov	4	1	0	1	0	6	+1
Wilson	1	0	0	0	0	0	E	Dackell	4	0	1	1	2	5	+2
Berry	2	0	0	0	4	2	-2	Perreault	4	0	1	1	0	8	+1
Donovan	2	0	0	0	0	4	E	Rivet	4	0	1	1	2	6	+3
Kasparaitis	2	0	0	0	4	5	-1	Bouillon	1	0	0	0	0	1	E
Lang	2	0	0	0	2	4	E	Bullis	1	0	0	0	0	4	E
Laukkanen	2	0	0	0	0	1	-1	Landry	1	0	0	0	0	0	E
Nieminen	2	0	0	0	4	1	-1	Poulin	1	0	0	0	0	1	E
Oliwa	2	0	0	0	2	0	E	Savage	1	0	0	0	0	3	E
Pushor	2	0	0	0	7	2	-1	Simpson	1	0	0	0	2	1	E
Toms	2	0	0	0	2	3	E	Audette	2	0	0	0	0	8	E
Hedberg	3	0	0	0	0	0	0	Lindsay	2	0	0	0	2	0	E
Jonsson	3	0	0	0	2	1	-1	Robidas	2	0	0	0	0	1	+1
Moran	3	0	0	0	2	4	-4	Souray	2	0	0	0	2	6	E
Morozov	3	0	0	0	0	4	-3	Berezin	3	0	0	0	0	11	+1
Ference	4	0	0	0	4	7	-1	Odjick	3	0	0	0	13	4	E
Kraft	4	0	0	0	2	4	-2	Theodore	4	0	0	0	0	0	E
LaCature	4	0	0	0	0	4	E								
Melichar	4	0	0	0	6	6	-1								
Petersen	4	0	0	0	0	8	-1								
TOTALS	4	2	4	6	53	116		TOTALS	4	9	16	25	45	117	



OPPONENTS

NASHVILLE PREDATORS



MIKE DUNHAM

All-Time NHL Record:

118-164-36-10

Stanley Cup Titles:

None

Founded:

1998

Location:

501 Broadway,
Nashville, TN 37203

General Office Phone:

(615) 770-2300

Arena (Capacity):

Gaylord Entertainment Center
(17,500)

President/CEO:

Jack Diller

Executive VP/General

Manager:

David Pollé

Head Coach:

Barry Trotz

Coach's NHL Record (Seasons):

118-174-33 (4)

Assistant Coaches:

Paul Gardner, Brent Peterson

Website:

www.nashvillepredators.com

PENGUINS vs. PREDATORS

2001-2002 Record: 28-41-13-0; Fourth place, Central Division, Tied for 24th overall

2002 Playoff Record: Did not qualify

2001-2002 Top Scorer: Greg Johnson (18-26-44)

All-time Nashville scorer vs. Pittsburgh:

Patric Kjellberg (6gp, 2-4-6)

All-time Pittsburgh scorer vs. Nashville:

Jaromir Jagr (6gp, 1-8-9)

Longest Nashville win streak vs. Pittsburgh:

2, Jan. 15, 2000-Oct. 6, 2000

Longest Pittsburgh win streak vs. Nashville:

1, 2 times, last time - Oct. 7, 2000

Longest Nashville undefeated streak vs. Pittsburgh:

2, Jan. 15, 2000-Oct. 6, 2000 (2-0-0)

Longest Pittsburgh undefeated streak vs. Nashville:

3, Feb. 13, 1999-Nov. 13, 1999 (2-0-1)

Last Nashville win at home:

Nov. 23, 2001 (5-0) (0-0-0 since last win)

Last Pittsburgh win at home:

Nov. 13, 1999 (6-2) (0-0-0 since last win)

Last Nashville win at Pittsburgh: None

Last Pittsburgh win at Nashville:

Feb. 13, 1999 (3-2 OT) (0-2-0 since last win)

Most goals by Nashville vs. Pittsburgh:

5, Nov. 23, 2001 (N, 5-0)

Most goals by Pittsburgh vs. Nashville:

6, Nov. 13, 1999 (P, 6-2)

Most goals by both teams:

6, Nov. 13, 1999 (P, 6-2)

Last Nashville shutout vs. Pittsburgh:

Nov. 23, 2001 (5-0) - Tomas Vukoun

Last Pittsburgh shutout vs. Nashville: None

Last Nashville hat-trick vs. Pittsburgh: None

Last Pittsburgh hat-trick vs. Nashville: None

Last Pittsburgh trade with Nashville:

Mar. 13, 2000, Bob Boughner to Pittsburgh for Pavel Skrbek

Overtime record vs. Pittsburgh: 0-1-1


YEAR BY YEAR

YEAR	PIT.	ROAD	TOTAL	GF/GA
1998-99	0-0-1	1-0-0	1-0-1	4-3
1999-00	1-0-0	0-1-0	1-1-0	8-6
*2000-01	0-1-0	1-0-0	1-1-0	4-4
2001-02	0-0-0	0-1-0	0-1-0	0-5
TOTALS	1-1-1	2-2-0	3-3-1	16-18

* = Games played in Japan

2002-03 SCHEDULE

Feb. 27 @ Nashville - 8:00pm
Mar. 12 @ Pittsburgh - 7:30pm



OPPONENTS



2001-02 SEASON SERIES

2001-2002	GP	W	L	T	OTL	PTS	GF	GA	PPG	SHG	PEN	PIM
PITTSBURGH	1	0	1	0	0	0	0	5	0	0	7	28
NASHVILLE	1	1	0	0	0	2	5	0	1	0	6	18

at Pittsburgh 0-0-0
at Nashville 0-1-0

Nov. 23 Pittsburgh (Aubin) 0 at NASHVILLE (VOKOUN) 5 WG - Erat

GOALS AND SHOTS BY PERIOD	1ST	2ND	3RD	OT	TOTAL
PITTSBURGH	0-8	0-12	0-7	0	0-27
NASHVILLE	2-6	2-9	1-12	0	5-27

GOALTENDERS	GP	MP	GF	GA	ENG	SO	GAA	SH	SV%	W-L-T
Aubin	1	59:34	0	5	0	0	5.04	27	.815	0-1-0
PITTSBURGH TOTALS	1	60:00	0	5	0	0	5.00	27	.815	0-1-0
Vokoun	1	60:00	5	0	0	1	0.00	27	1.000	1-0-0
NASHVILLE TOTALS	1	60:00	5	0	0	1	0.00	27	1.000	1-0-0


POWER-PLAY GOALS: PITTSBURGH (0 for 3)
NASHVILLE (1 for 3) - Legwand

PITTSBURGH	GP	G	A	PTS	PIM	SH	+/-	NASHVILLE	GP	G	A	PTS	PIM	SH	+/-
Aubin	1	0	0	0	0	0	0	Orszagh	1	1	2	3	6	3	+2
Beech	1	0	0	0	0	0	-3	Houlder	1	0	2	2	0	1	+2
Ference	1	0	0	0	0	2	-3	Erat	1	1	0	1	0	2	+2
Hrdina	1	0	0	0	0	2	E	Hartnell	1	1	0	1	0	2	+1
Kasparaitis	1	0	0	0	2	2	-1	Legwand	1	1	0	1	0	3	E
Kavalev	1	0	0	0	0	7	-1	Ronning	1	1	0	1	0	5	+2
LaCouture	1	0	0	0	0	1	-2	Arhipov	1	0	1	1	0	0	+2
Lang	1	0	0	0	0	1	E	Johnson	1	0	1	1	0	1	+2
Laukkanen	1	0	0	0	0	1	-3	Skrastins	1	0	1	1	0	0	+1
Melichar	1	0	0	0	0	0	E	Walker	1	0	1	1	0	3	E
Maran	1	0	0	0	0	3	E	Classen	1	0	0	0	0	0	E
Morozov	1	0	0	0	0	1	-1	Delmore	1	0	0	0	0	4	+2
Oliwa	1	0	0	0	5	2	E	Eaton	1	0	0	0	2	0	+1
Petersen	1	0	0	0	0	1	E	Fitzgerald	1	0	0	0	5	1	E
Primeau	1	0	0	0	0	1	-1	Grimson	1	0	0	0	5	0	E
Richer	1	0	0	0	0	2	E	Hulse	1	0	0	0	0	0	+1
Rozsival	1	0	0	0	0	1	-1	Timonen	1	0	0	0	0	2	+1
Stevens	1	0	0	0	2	0	E	Vokoun	1	0	0	0	0	0	
Tibbetts	1	0	0	0	19	0	-3	Yachmenev	1	0	0	0	0	0	E
TOTALS	1	0	0	0	28	27		TOTALS	1	5	8	13	18	27	



OPPONENTS

NEW JERSEY DEVILS



MARTIN BRODEUR

All-Time NHL Record:
845-1067-306-12
Stanley Cup Titles: Two
(1995, 2000)
Founded:
1974 (Kansas City), 1976
(Colorado), 1982 (New Jersey)
Location:
50 Route 120 North,
PO Box 504,
East Rutherford, NJ 07073
General Office Phone:
(201) 935-6050

Arena (Capacity):
Continental Airlines Arena (19,040)
**CEO, President & General
Manager:**
Lou Lamoriello
Head Coach:
Pat Burns
Coach's NHL Record (Seasons):
412-314-129 (12)
Assistant Coaches:
Larry Robinson
Website:
www.newjerseydevils.com

PENGUINS vs. DEVILS

2001-2002 Record: 41-28-9-4; Third place,
Atlantic Division, Tied for 10th overall
2002 Playoff Record: Lost to Carolina, 4-2, ECQF
2001-2002 Top Scorer: Patrik Elias (29-32-61)
All-time New Jersey scorer vs. Pittsburgh:
John MacLean (69gp, 32-27-59)
All-time Pittsburgh scorer vs. New Jersey:
Mario Lemieux (65gp, 44-83-127)
Longest New Jersey win streak vs. Pittsburgh:
5, Dec. 23, 1987-Oct. 21, 1988; Mar. 1, 1997-
Jan. 7, 1998
Longest Pittsburgh win streak vs. New Jersey:
5, Feb. 22, 1981-Mar. 21, 1982
**Longest New Jersey undefeated streak vs.
Pittsburgh:** 7, Dec. 23, 1987-Dec. 23, 1988 (5-0-2)
**Longest Pittsburgh undefeated streak vs. New
Jersey:** 6, Feb. 22, 1981-Oct. 5, 1982 (5-0-1);
Jan. 6, 1986-Oct. 18, 1986 (5-0-1)
Last New Jersey win at home:
Dec. 26, 2001 (4-0) (0-0-0 since last win)
Last Pittsburgh win at home:
Nov. 27, 2001 (6-0) (0-1-0-1 since last win)
Last New Jersey win at Pittsburgh:
Mar. 27, 2002 (4-3) (0-0-0 since last win)
Last Pittsburgh win at New Jersey:
Nov. 13, 2001 (5-1) (0-1-0 since last win)
Most goals by New Jersey vs. Pittsburgh:
9, Oct. 28, 2000 (N.J. 9-0)
Most goals by Pittsburgh vs. New Jersey:
9, Dec. 13, 1990 (P. 9-5)
Most goals by both teams:
14, Oct. 29, 1986 (N.J. 8-6); Dec. 31, 1988 (P. 8-
6); Dec. 13, 1990 (P. 9-5)
Last New Jersey shutout vs. Pittsburgh:
Dec. 26, 2001 (4-0) - Martin Brodeur
Last Pittsburgh shutout vs. New Jersey:
Nov. 27, 2001 (6-0) - Johan Hedberg
Last New Jersey hat-trick vs. Pittsburgh:
Oct. 28, 2000 - John Madden (4), Randy
McKay (4)
Last Pittsburgh hat-trick vs. New Jersey:
Nov. 13, 2001 - Alexei Kovalev
Last Pittsburgh trade with New Jersey:
Future considerations to Pittsburgh for
Stephane Richer
Overtime record vs. Pittsburgh: 2-3-10

YEAR BY YEAR

YEAR	PIT.	ROAD	TOTAL	GF/GA
1974-75	1-0-1	1-0-1	2-0-2	19-14
1975-76	2-0-0	0-1-1	2-1-1	18-10
1976-77	1-1-0	1-1-0	2-2-0	11-11
1977-78	1-1-0	1-0-1	2-1-1	14-13
1978-79	2-0-0	1-1-0	3-1-0	21-13
1979-80	2-0-0	0-2-0	2-2-0	10-15
1980-81	2-0-0	1-1-0	3-1-0	20-13
1981-82	2-0-0	1-0-0	3-0-0	17-5
1982-83	1-2-1	0-1-2	1-3-3	23-26
1983-84	2-1-0	2-2-0	4-3-0	28-27
1984-85	1-3-0	1-2-0	2-5-0	25-34
1985-86	2-1-0	2-1-1	4-2-1	28-22
1986-87	2-2-0	1-2-0	3-4-0	34-31
1987-88	0-3-0	1-3-0	1-6-0	21-38
1988-89	3-0-1	1-1-1	4-1-2	29-24
1989-90	1-2-0	1-2-1	2-4-1	22-29
1990-91	4-0-0	0-3-0	4-3-0	37-31
1991-92	1-2-0	1-3-0	2-5-0	20-31
1992-93	3-1-0	3-1-1	6-2-1	33-25
1993-94	1-0-1	0-2-0	1-2-1	10-17
1994-95	1-0-0	0-0-2	1-0-2	11-8
1995-96	1-1-0	1-0-1	2-1-1	11-9
1996-97	0-2-0	1-1-0	1-3-0	12-13
1997-98	1-1-0	1-1-0	2-2-0	8-10
1998-99	0-2-0	1-2-0	1-4-0	13-17
1999-00	1-2-0	1-1-0	2-3-0	14-15
2000-01	1-1-0	2-0-1	3-1-1	17-21
2001-02	1-2-0	1-1-0	2-3-0	15-11
TOTALS	40-30-4	27-35-13	67-65-17	541-533

2002-03 SCHEDULE

Dec. 6 @ New Jersey - 7:30pm
Dec. 19 @ Pittsburgh - 7:30pm
Feb. 15 @ New Jersey - 7:30pm
Feb. 23 @ Pittsburgh - 3:00pm
Mar. 21 @ New Jersey - 7:30pm

OPPONENTS



2001-02 SEASON SERIES

2001-2002	GP	W	L	T	OTL	PTS	GF	GA	PPG	SHG	PEN	PIM
PITTSBURGH	5	2	2	0	1	5	15	11	3	1	24	54
NEW JERSEY	5	3	2	0	0	6	11	15	2	0	14	34

at Pittsburgh 1-1-0-1
at New Jersey 1-1-0-0

Nov. 13	PITTSBURGH (AUBIN) 5	at New Jersey (Brodeur) 1	WG - Morozov
Nov. 27	New Jersey (BRODEUR/Damphousse) 0	at PITTSBURGH (HEDBERG) 6	WG - Moran
Dec. 26	Pittsburgh (HEDBERG/Aubin) 0	at NEW JERSEY (BRODEUR) 4	WG - Rafalski
Feb. 9	NEW JERSEY (BRODEUR) 2	at Pittsburgh (Hedberg) 1	WG - Rafalski*
Mar. 27	NEW JERSEY (BRODEUR) 4	at Pittsburgh (Hedberg) 3	WG - Elias

*Rafalski scored at 4:51 of overtime

GOALS AND SHOTS BY PERIOD	1ST	2ND	3RD	OT	TOTAL
PITTSBURGH	3-27	5-23	7-45	0-1	15-96
NEW JERSEY	1-59	5-67	4-49	1-3	11-178

GOALTENDERS	GP	MP	GF	GA	ENG	SO	GAA	SH	SV%	W-L-T
Aubin	2	79:57	5	1	0	0	0.75	36	.972	1-0-0
Hedberg	4	223:58	10	10	0	1	2.68	142	.930	1-3-0
PITTSBURGH TOTALS	5	304:51	15	11	0	1	2.16	178	.938	2-3-0

Brodeur	5	277:50	11	12	1	1	2.59	86	.860	3-2-0
Damphousse	1	25:02	0	2	0	0	4.79	9	.778	0-0-0
NEW JERSEY	5	304:51	11	15	1	1	2.95	96	.844	3-2-0

POWER-PLAY GOALS:


PITTSBURGH (3 for 9) - Kovalev, Morozov, Robitaille
NEW JERSEY (2 for 18) - Arnott (2)

PITTSBURGH	GP	G	A	PTS	PIM	SH	+/-	NEW JERSEY	GP	G	A	PTS	PIM	SH	+/-
Kovalev	5	4	3	7	4	10	+1	Halik	5	4	1	5	2	23	E
Morozov	5	4	3	7	0	12	+3	Rafalski	5	2	3	5	0	11	+2
Lang	4	1	4	5	0	12	+3	Elias	5	1	2	3	2	17	-4
Petersen	5	2	2	4	0	5	+3	Gomez	5	0	3	3	4	6	E
Lemieux	2	0	3	3	0	3	+1	Arnott	4	2	0	2	0	14	-4
Hrdino	5	0	3	3	0	1	-2	Dagenais	1	1	1	2	0	6	+1
Robitaille	2	1	1	2	2	7	E	Nieuwendyk	1	0	2	2	0	3	+2
Moran	4	1	1	2	2	6	+2	Madden	5	0	2	2	0	17	-2
Kraft	5	1	1	2	2	3	E	Richer	1	1	0	1	0	3	+1
Beech	5	0	2	2	0	4	+3	Kamensky	1	0	1	1	0	2	+1
Toms	1	1	0	1	0	2	+1	Langenbrunner	1	0	1	1	0	3	E
Tibbetts	3	0	1	1	9	2	+2	Stevenson	1	0	1	1	0	0	+2
Kasparaitis	4	0	1	1	0	4	+2	Sykora	3	0	1	1	2	6	-4
Rozsival	5	0	1	1	2	0	+4	Niedermayer	4	0	1	1	0	6	-2
Berry	1	0	0	0	0	2	+2	Brylin	5	0	1	1	0	11	+4
Donovan	1	0	0	0	0	1	-2	Albelin	1	0	0	0	0	0	-1
Jakopin	1	0	0	0	0	2	-1	Damphousse	1	0	0	0	0	0	0
Meloche	1	0	0	0	2	0	E	Commodore	2	0	0	0	0	0	E
Nieminen	1	0	0	0	0	1	+1	Gionta	2	0	0	0	0	3	-1
Pushor	1	0	0	0	0	0	-1	Pandolfo	3	0	0	0	0	4	-2
Stevens	1	0	0	0	0	0	E	Salomonsson	3	0	0	0	0	7	-2
Aubin	2	0	0	0	0	0	0	Daneyko	4	0	0	0	7	2	-2
Laukkanen	2	0	0	0	4	3	E	McKay	4	0	0	0	0	8	-3
Oliwa	3	0	0	0	5	1	E	Zyuzin	4	0	0	0	6	6	-1
Primeau	3	0	0	0	2	3	-1	Brodeur	5	0	0	0	2	0	0
Richer	3	0	0	0	0	3	-2	McKenzie	5	0	0	0	5	1	+1
Ference	4	0	0	0	2	2	-1	Nemchinov	5	0	0	0	0	3	-1
Hedberg	4	0	0	0	2	0	E	Stevens	5	0	0	0	2	10	E
Jonsson	4	0	0	0	6	1	-1	White	5	0	0	0	2	6	-2
Melichar	4	0	0	0	6	3	E								
LaCouture	5	0	0	0	0	3	-2								
Bench					4										
TOTALS	5	15	26	41	54	96		TOTALS	5	11	20	31	34	178	



OPPONENTS

NEW YORK ISLANDERS



ALEXEI YASHIN

All-Time NHL Record:
1039-1014-325-8
Stanley Cup Titles:
Four (1980, 1981, 1982, 1983)
Founded:
1972
Location:
Nassau Coliseum
Uniondale, NY 11553
General Office Phone:
(516) 832-4200
Arena (Capacity):
Nassau Veterans Memorial
Coliseum (16,297)

General Manager:
Mike Milbury
Head Coach:
Peter Laviolette
Coach's NHL Record (Seasons):
42-32-8 (1)
Assistant Coaches:
Greg Cronin, Jacques
Laperriere, Kelly Miller
Website:
www.newyorkislanders.com

PENGUINS vs. ISLANDERS

2001-2002 Record: 42-28-8-4; Second place, Atlantic Division, Tied for 8th overall

2002 Playoff Record: Lost to Toronto, 4-3, ECQF

2001-2002 Top Scorer: Alexei Yashin (32-43-75)

All-time Islanders scorer vs. Pittsburgh:

Bryan Trottier (82gp, 47-58-105)

All-time Pittsburgh scorer vs. Islanders:

Mario Lemieux (64gp, 46-76-122)

Longest Islanders win streak vs. Pittsburgh:

6, Dec. 20, 1983-Nov. 10, 1984

Longest Pittsburgh win streak vs. Islanders:

4, Dec. 3, 1988-Jan. 10, 1989; Mar. 12, 1992-Dec. 1, 1992

Longest Islanders undefeated streak vs. Pittsburgh:

9, Feb. 1, 1986-Mar. 10, 1987 (7-0-2)

Longest Pittsburgh undefeated streak vs. Islanders:

9, Oct. 17, 1972-Mar. 20, 1974 (6-0-3)

Last Islanders win at home:

Jan. 3, 2002 (4-2) (0-2-0 since last win)

Last Pittsburgh win at home:

Feb. 25, 2001 (6-1) (0-2-1 since last win)

Last Islanders win at Pittsburgh:

Oct. 10, 2001 (6-3) (0-0-1 since last win)

Last Pittsburgh win at Islanders:

Mar. 4, 2002 (4-2) (0-0-0 since last win)

Most goals by Islanders vs. Pittsburgh:

11, Dec. 20, 1983 (NY, 11-3)

Most goals by Pittsburgh vs. Islanders:

9, Dec. 13, 1972 (P, 9-1); Dec. 30, 1999 (P, 9-3)

Most goals by both teams:

15, Feb. 6, 1990 (NY, 8-7)

Last Islanders shutout vs. Pittsburgh:

Jan. 9, 1986 (9-0) - Kelly Hrudey

Last Pittsburgh shutout vs. Islanders:

Dec. 21, 1999 (4-0) - Peter Skudra

Last Islanders hat-trick vs. Pittsburgh:

Apr. 17, 1999 - Zigmund Palffy

Last Pittsburgh hat-trick vs. Islanders:

Nov. 14, 2001 - Alexei Kovalev

Last Pittsburgh trade with Islanders:

Nov. 14, 2000, Dan Trebil to Pittsburgh for a ninth round choice in 2001 Entry Draft

Overtime record vs. Pittsburgh: 3-3-8

YEAR BY YEAR

YEAR	PIT.	ROAD	TOTAL	GF/GA
1972-73	2-0-1	2-0-0	4-0-1	22-4
1973-74	0-0-2	2-1-0	2-1-2	9-8
1974-75	2-0-0	0-2-0	2-2-0	15-10
1975-76	1-1-0	0-1-1	1-2-1	15-21
1976-77	1-1-0	1-1-0	2-2-0	11-13
1977-78	1-0-1	0-2-0	1-2-1	14-15
1978-79	0-1-1	0-0-2	0-1-3	11-13
1979-80	0-0-2	1-0-1	1-0-3	10-9
1980-81	2-0-0	0-1-1	2-1-1	19-16
1981-82	2-2-0	0-4-0	2-6-0	22-40
1982-83	1-2-0	1-3-0	2-5-0	13-29
1983-84	0-4-0	1-2-0	1-6-0	26-38
1984-85	2-1-0	0-4-0	2-5-0	20-30
1985-86	1-2-1	0-3-0	1-5-1	21-38
1986-87	0-2-1	0-3-1	0-5-2	19-29
1987-88	2-1-1	2-1-0	4-2-1	32-28
1988-89	3-0-0	1-2-1	4-2-1	32-26
1989-90	3-1-0	0-2-1	3-3-1	32-35
1990-91	2-1-0	3-1-0	5-2-0	33-23
1991-92	2-1-1	3-0-0	5-1-1	39-31
1992-93	2-2-0	2-1-0	4-3-0	26-21
1993-94	0-2-0	2-0-0	2-2-0	11-14
1994-95	2-0-0	1-1-0	3-1-0	16-10
1995-96	1-1-0	2-0-0	3-1-0	19-16
1996-97	1-1-0	1-1-0	2-2-0	12-14
1997-98	1-1-0	1-1-0	2-2-0	14-11
1998-99	1-2-0	1-1-0	2-3-0	12-20
1999-00	2-0-0	2-1-0	4-1-0	26-12
2000-01	2-1-0	0-2-0	2-3-0	17-17
2001-02	0-1-1	2-1-0	2-2-1	17-19
TOTALS	39-31-12	31-42-8	70-73-20	585-610

2002-03 SCHEDULE

Nov. 16 @ Pittsburgh - 7:30pm
Dec. 7 @ Pittsburgh - 7:30pm
Jan. 4 @ Pittsburgh - 7:30pm
Jan. 7 @ NY Islanders - 7:00pm
Jan. 28 @ NY Islanders - 7:00pm

OPPONENTS



2001-02 SEASON SERIES

2001-2002	GP	W	L	T	OTL	PTS	GF	GA	PPG	SHG	PEN	PIM
PITTSBURGH	5	2	2	1	0	5	17	19	5	0	25	67
NY ISLANDERS	5	2	1	1	1	6	19	17	5	2	32	67

at Pittsburgh 0-1-1-0
at NY Islanders 2-1-0-0

Oct. 10	NY ISLANDERS (OSGOOD) 6	at Pittsburgh (Aubin) 3	WG - Parrish
Nov. 14	NY Islanders (Snow) 3	at Pittsburgh (Hedberg) 3	TG - Kovalev
Jan. 3	Pittsburgh (Aubin) 2	at NY ISLANDERS (OSGOOD) 4	WG - J. Blake
Jan. 24	PITTSBURGH (AUBIN) 5	at NY Islanders (Snow) 4	WG - Morozov*
Mar. 4	PITTSBURGH (HEDBERG) 4	at NY Islanders (Osgood) 2	WG - Kovalev

*Morozov scored at 1:29 of overtime

GOALS AND SHOTS BY PERIOD	1ST	2ND	3RD	OT	TOTAL
PITTSBURGH	2-39	5-35	9-49	1-6	17-129
NY ISLANDERS	8-49	5-48	6-54	0-4	19-155

GOALTENDERS	GP	MP	GF	GA	ENG	SO	GAA	SH	SV%	W-L-T
Hedberg	2	125:00	7	5	0	0	2.40	68	.926	1-0-1
Aubin	3	180:18	10	13	1	0	4.33	86	.849	1-2-0
PITTSBURGH TOTALS	5	306:29	17	19	1	0	3.72	155	.877	2-2-1
Osgood	3	179:25	12	8	1	0	2.68	71	.887	2-1-0
Snow	2	126:29	7	8	0	0	3.80	57	.860	0-1-1
NY ISLANDERS TOTALS	5	304:51	19	17	1	0	3.35	129	.868	2-2-1

POWER-PLAY GOALS: PITTSBURGH (5 for 28) - Kovalev (2), Laukkanen (2), Hrdina
NY ISLANDERS (5 for 22) - Aucoin, Czerkawski, Isbister, Peca, Yashin


SHORT-HANDED GOALS: NY ISLANDERS (2) - Bates, Lapointe

PITTSBURGH	GP	G	A	PTS	PIM	SH	+/-	ISLANDERS	GP	G	A	PTS	PIM	SH	+/-
Kovalev	5	3	8	6	17	+3		Parrish	4	3	2	5	2	12	+1
Lang	5	2	5	7	2	10	+6	Yashin	5	3	2	5	2	14	-2
Stroka	1	2	1	3	0	9	+1	Bates	5	1	4	5	6	10	E
Morozov	5	1	2	3	0	15	-1	Aucoin	5	2	2	4	8	23	+1
Laukkanen	3	2	0	2	5	-3		Blake	5	2	2	4	6	5	+2
Primeau	2	1	1	2	0	1	+1	Lapointe	4	1	3	4	4	4	+2
Robitaille	2	1	1	2	2	4	E	Lindgren	5	0	4	4	6	2	+2
Hrdina	4	1	1	2	6	6	-1	Isbister	4	3	0	3	0	10	-3
Jonsson	4	0	2	2	0	2	E	Peca	5	1	2	3	0	8	-2
Kraft	4	0	2	2	0	5	-1	Scatchard	5	1	2	3	10	13	+2
Oliwa	4	0	2	2	0	2	E	Hamrik	4	0	3	3	2	11	+3
Beech	5	1	0	1	2	9	-4	Czerkawski	5	1	1	2	0	8	-3
Kasparitis	5	1	0	1	25	6	+4	Miller	2	0	2	2	0	0	+1
Kostopoulos	1	0	1	1	0	1	E	Tarnstrom	4	0	2	2	2	3	E
Wilson	1	0	1	1	5	0	E	Webb	4	1	0	1	7	5	+2
Melcohe	2	0	1	1	0	3	E	Martinek	1	0	1	1	0	0	+4
Tibbetts	2	0	1	1	2	2	-1	Torres	1	0	1	1	4	1	+1
Moran	4	0	1	1	0	5	E	Jonsson	4	0	1	1	0	3	-1
Jakopin	1	0	0	0	0	0	-1	Kiprusoff	4	0	1	1	0	0	-2
Lemieux	1	0	0	0	0	1	E	Kvasha	4	0	1	1	4	15	+1
Hedberg	2	0	0	0	0	0		Cummins	2	0	0	0	0	0	-1
Stevens	2	0	0	0	0	4	-4	Mezei	2	0	0	0	0	0	E
Aubin	3	0	0	0	0	0		Snow	2	0	0	0	0	0	
Richer	3	0	0	0	0	1	-5	Sutton	2	0	0	0	0	4	-4
Melichar	4	0	0	0	0	1	E	Osgood	3	0	0	0	0	0	
Ference	5	0	0	0	6	4	+1	Cairns	4	0	0	0	2	4	+4
LaCouture	5	0	0	0	2	6	-3	Bench					2		
Petersen	5	0	0	0	0	3	-2								
Rozsival	5	0	0	0	4	7	-2								
TOTALS	5	17	25	42	67	129		TOTALS	5	19	36	55	67	155	



OPPONENTS

NEW YORK RANGERS



ERIC LINDROS

All-Time NHL Record:

2172-2185-791-8

Stanley Cup Titles:

Four (1928, 1933, 1940, 1994)

Founded:

1926

Location:

Two Penn Plaza, 14th Floor,
New York, NY 10121

General Office Phone:

(212) 465-6486

Arena (Capacity):

Madison Square Garden (18,200)

President & General Manager:

Glen Sather

Head Coach:

Bryan Trottier

Coach's NHL Record (Seasons):

First Season

Assistant Coaches:

Ted Green, Jim Schoenfeld,

Terry O'Reilly

Website:

www.newyorkrangers.com

PENGUINS vs. RANGERS

2001-2002 Record: 36-38-4-4; Fourth place, Atlantic Division, 21st overall

2002 Playoff Record: Did not qualify

2001-2002 Top Scorer: Eric Lindros (37-36-73)

All-time Rangers scorer vs. Pittsburgh:

Brian Leetch (66gp, 22-61-83)

All-time Pittsburgh scorer vs. Rangers:

Mario Lemieux (64gp, 57-68-125)

Longest Rangers win streak vs. Pittsburgh:

5, Nov. 18, 1973-Nov. 24, 1974

Longest Pittsburgh win streak vs. Rangers:

6, Mar. 11, 2000-Mar. 2, 2001

Longest Rangers undefeated streak vs. Pittsburgh:

12, Jan. 7, 1970-Oct. 30, 1971 (8-0-4)

Longest Pittsburgh undefeated streak vs. Rangers:

9, Mar. 11-2000-Jan. 5, 2002 (8-0-1)

Last Rangers win at home:

Apr. 8, 2002 (3-2) (0-0-0 since last win)

Last Pittsburgh win at home:

Mar. 9, 2002 (3-2 ot) (0-0-0 since last win)

Last Rangers win at Pittsburgh:

Jan. 25, 2000 (4-3) (0-5-0-2 since last win)

Last Pittsburgh win at Rangers:

Mar. 2, 2001 (7-5) (0-2-1 since last win)

Most goals by Rangers vs. Pittsburgh:

11, Nov. 25, 1992 (NY, 11-3)

Most goals by Pittsburgh vs. Rangers:

10, Apr. 9, 1993 (P, 10-4)

Most goals by both teams:

14, Mar. 2, 1975 (NY, 8-6); Nov. 25, 1992 (NY, 11-3); Apr. 9, 1993 (P, 10-4); Oct. 14, 2000 (P, 8-6)

Last Rangers shutout vs. Pittsburgh:

Mar. 24, 1997 (3-0) - Mike Richter

Last Pittsburgh shutout vs. Rangers:

Nov. 17, 2001 (1-0) - Johan Hedberg

Last Rangers hat-trick vs. Pittsburgh:

Oct. 16, 1996 - Alexei Kovalev

Last Pittsburgh hat-trick vs. Rangers:

Jan. 5, 2002 - Alexei Kovalev

Last Pittsburgh trade with Rangers:

June 23, 2002 - Krzysztof Oliwa to Rangers for future considerations

Overtime record vs. Pittsburgh: 3-10-12

YEAR BY YEAR

YEAR	PIT.	ROAD	TOTAL	GF/GA
1967-68	0-1-1	0-2-0	0-3-1	7-15
1968-69	1-2-0	0-3-0	1-5-0	16-27
1969-70	0-3-0	1-1-1	1-4-1	7-18
1970-71	0-3-0	0-2-1	0-5-1	7-24
1971-72	1-1-1	0-2-1	1-3-2	12-22
1972-73	1-1-0	1-2-0	2-3-0	16-24
1973-74	0-3-0	1-1-0	1-4-0	12-25
1974-75	1-1-0	1-1-0	2-2-0	22-20
1975-76	2-0-0	1-1-0	3-1-0	23-12
1976-77	0-1-1	2-0-0	2-1-1	12-8
1977-78	1-0-1	1-0-1	2-0-2	16-12
1978-79	1-1-0	1-1-0	2-2-0	15-7
1979-80	1-1-0	1-1-0	2-2-0	15-14
1980-81	1-1-0	1-0-1	2-1-1	17-14
1981-82	1-2-1	2-2-0	3-4-1	32-35
1982-83	1-2-1	0-3-0	1-5-1	19-34
1983-84	1-2-0	1-3-0	2-5-0	25-35
1984-85	2-2-0	1-2-0	3-4-0	29-34
1985-86	1-1-1	3-1-0	4-2-1	28-24
1986-87	1-2-1	1-1-1	2-3-2	23-26
1987-88	2-0-1	1-2-1	3-2-2	29-27
1988-89	2-1-1	1-2-0	3-3-1	32-32
1989-90	2-0-1	3-1-0	5-1-1	34-23
1990-91	2-2-0	2-1-0	4-3-0	32-28
1991-92	1-2-0	1-3-0	2-5-0	25-32
1992-93	2-1-0	3-1-0	5-2-0	31-24
1993-94	2-0-0	0-2-0	2-2-0	15-13
1994-95	2-0-0	1-0-0	3-0-0	13-10
1995-96	1-1-0	1-1-0	2-2-0	15-13
1996-97	0-2-0	0-2-0	0-4-0	8-26
1997-98	1-0-1	1-1-0	2-1-1	8-8
1998-99	0-0-2	1-1-1	1-1-3	10-14
1999-00	2-1-0	1-1-0	3-2-0	19-15
2000-01	2-0-0	2-0-1	4-0-1	28-19
2001-02	3-0-0	0-2-0	3-2-0	13-10
TOTALS	41-40-14	37-49-9	78-89-23	669-729

2002-03 SCHEDULE

Oct. 12 @ Pittsburgh - 7:30pm

Dec. 26 @ NY Rangers - 7:00pm

Jan. 11 @ Pittsburgh - 1:00pm

Feb. 14 @ NY Rangers - 7:00pm

Mar. 26 @ NY Rangers - 7:30pm

OPPONENTS



2001-02 SEASON SERIES

2001-2002	GP	W	L	T	OTL	PTS	GF	GA	PPG	SHG	PEN	PIM
PITTSBURGH	5	3	2	0	0	6	13	10	5	0	26	72
NY RANGERS	5	2	1	0	2	6	10	13	3	1	33	86

at Pittsburgh 3-0-0
at NY Rangers 0-2-0

Nov. 17 NY Rangers (Blackburn) 0
Jan. 5 NY Rangers (Richter) 1
Feb. 10 Pittsburgh (Hedberg) 3
Mar. 9 NY Rangers (Richter) 2
Apr. 8 Pittsburgh (Hedberg) 2

at PITTSBURGH (HEDBERG) 1
at PITTSBURGH (HEDBERG) 4
at NY RANGERS (RICHTER) 4
at PITTSBURGH (HEDBERG) 3
at NY RANGERS (BLACKBURN) 3

WG - Hrdina*
WG - Kovalev
WG - Barnaby
WG - Hrdina**
WG - Lindros

*Hrdina scored at 4:41 of overtime

**Hrdina scored at 0:37 of overtime

GOALS AND SHOTS BY PERIOD	1ST	2ND	3RD	OT	TOTAL
PITTSBURGH	2-46	4-42	5-59	2-7	13-154
NY RANGERS	0-31	6-65	4-43	0-3	10-142

GOALTENDERS	GP	MP	GF	GA	ENG	SO	GAA	SH	SV%	W-L-T
Hedberg	5	302:05	13	10	0	1	1.99	142	.930	3-2-0
PITTSBURGH TOTALS	5	305:38	13	10	0	1	1.96	142	.930	3-2-0
Blackburn	2	124:41	3	3	0	0	1.44	64	.953	1-1-0
Richter	3	180:37	7	10	0	0	3.32	90	.869	1-2-0
NY RANGERS TOTALS	5	305:38	10	13	0	0	2.55	154	.916	2-3-0

POWER-PLAY GOALS: PITTSBURGH (5 for 27) - Beech, Ference, Kovalev, Kraft, Lang
NY RANGERS (3 for 20) - Bure, Leetch, Nedved

SHORT-HANDED GOALS: NY RANGERS (1) - Dvorak

PITTSBURGH	GP	G	A	PTS	PIM	SH	+/-	RANGERS	GP	G	A	PTS	PIM	SH	+/-
Hrdina	5	4	4	8	2	16	+5	Dvorak	4	2	2	4	2	12	+2
Kovalev	4	3	4	7	6	21	+3	Leetch	5	1	3	4	8	13	+1
Lang	3	1	2	3	0	10	+3	Fleury	5	0	3	3	8	17	E
Ference	5	2	0	2	2	5	-1	Bure	1	2	0	2	0	5	E
Kraft	3	1	1	2	0	2	E	Lindros	5	1	1	2	4	10	-4
Beech	5	1	1	2	4	11	-2	Nedved	5	1	1	2	2	10	+1
Richer	3	0	2	2	0	5	E	Rucinsky	1	0	2	2	0	2	+1
Morozov	4	0	2	2	0	10	-2	Barnaby	4	1	0	1	9	3	-1
Robitaille	4	0	2	2	2	7	-1	Johansson	4	1	0	1	0	7	+1
LaCouture	5	0	2	2	2	5	-2	McCarthy	5	1	0	1	8	3	+1
Primeau	2	1	0	1	0	3	+1	Poti	1	0	1	1	0	0	E
Tibbetts	2	0	1	1	0	4	-1	Ulanov	2	0	1	1	0	1	E
Kasparaitis	4	0	1	1	23	6	+4	York	4	0	1	1	0	17	-4
Laukkanen	4	0	1	1	2	7	-2	Karpa	5	0	1	1	2	5	-1
Berry	1	0	0	0	0	2	E	Malakhov	5	0	1	1	6	8	-1
Donovan	1	0	0	0	0	1	-1	Samuelsson	5	0	1	1	0	5	E
Endicott	1	0	0	0	0	0	-1	Yashenko	1	0	0	0	0	0	E
Nieminen	1	0	0	0	2	1	+1	Murray	1	0	0	0	0	0	E
Pushor	1	0	0	0	0	3	E	Blackburn	2	0	0	0	0	0	
Toms	1	0	0	0	0	1	-1	Messier	2	0	0	0	2	2	-1
Kostopoulos	2	0	0	0	9	2	E	Purilon	2	0	0	0	12	2	E
Meloche	2	0	0	0	0	1	E	Toms	2	0	0	0	0	1	+2
Stevens	2	0	0	0	0	2	E	Lefebvre	3	0	0	0	2	4	-1
Wilson	2	0	0	0	0	0	-1	Richter	3	0	0	0	0	0	
Melichar	3	0	0	0	4	3	E	Kloucek	4	0	0	0	19	4	+1
Moran	3	0	0	0	0	3	E	Malhotra	4	0	0	0	0	2	0
Jonsson	4	0	0	0	0	4	E	McKenna	4	0	0	0	0	1	0
Oliwa	4	0	0	0	10	8	-1	Berard	5	0	0	0	2	8	+1
Rozsival	4	0	0	0	0	4	+3								
Hedberg	5	0	0	0	4	0									
Petersen	5	0	0	0	0	7	-1								
TOTALS	5	13	23	36	72	154		TOTALS	5	10	18	28	86	142	



OPPONENTS

OTTAWA SENATORS



DANIEL ALFREDSSON

All-Time NHL Record:
288-392-97-13

Stanley Cup Titles:
None

Founded:
1990

Location:
1000 Palladium Drive,
Kanata, ON K2V 1A5

General Office Phone:
(613) 599-0250

Arena (Capacity):
Cariel Centre (18,500)

President & CEO:
Roy Mlakar

General Manager:
John Mückler

Head Coach:
Jacques Martin

Coach's NHL Record (Seasons):
313-276-101 (9)

Assistant Coaches:
Peirry Pearn, Roger Neilson,
Don Jackson

Website:
www.ottawasenators.com

PENGUINS vs. SENATORS

2001-2002 Record: 39-27-9-7; Third place,
Northeast Division, tied for 13th overall
2002 Playoff Record: Defeated Philadelphia,
4-1, ECQF; Lost to Toronto, 4-3, ECSF

2001-2002 Top Scorer:
Daniel Alfredsson (37-34-71)

All-time Ottawa scorer vs. Pittsburgh:
Daniel Alfredsson (28gp, 7-13-20)

All-time Pittsburgh scorer vs. Ottawa:
Jaromir Jagr (36gp, 29-28-57)

Longest Ottawa win streak vs. Pittsburgh:
2, Dec. 29, 2001-Feb. 12, 2002

Longest Pittsburgh win streak vs. Ottawa:
14, Jan. 3, 1994-Apr. 11, 1996

**Longest Ottawa undefeated streak vs.
Pittsburgh:** 4, Jan. 20, 1998-Apr. 9, 1998
(1-0-3); Feb. 28, 2000-Oct. 25, 2000 (2-0-2)

**Longest Pittsburgh undefeated streak vs.
Ottawa:** 16, Mar. 30, 1993-Apr. 11, 1996 (15-0-1)

Last Ottawa win at home:
Feb. 12, 2002 (5-1) (0-0-0 since last win)

Last Pittsburgh win at home:
Oct. 16, 2001 (5-2) (0-1-0 since last win)

Last Ottawa win at Pittsburgh:
Dec. 29, 2001 (5-2) (0-0-0 since last win)

Last Pittsburgh win at Ottawa:
Oct. 18, 2001 (3-0) (0-1-0 since last win)

Most goals by Ottawa vs. Pittsburgh:
7, Mar. 9, 2000 (O, 7-0)

Most goals by Pittsburgh vs. Ottawa:
7, Oct. 27, 1992 (P, 7-2); Nov. 8, 1995 (P, 7-1);
Nov. 28, 1995 (P, 7-2); Nov. 2, 1996 (P, 7-3)

Most goals by both teams:
10, Mar. 30, 1993 (P, 6-4); Nov. 2, 1996 (P, 7-3);
Mar. 30, 1999 (O, 6-4)

Last Ottawa shutout vs. Pittsburgh:
Mar. 9, 2000 (7-0) - Patrick Lalime

Last Pittsburgh shutout vs. Ottawa:
Nov. 26, 1999 (5-0) - Tom Barrasso

Last Ottawa hat-trick vs. Pittsburgh:
Mar. 30, 1999 - Sami Salo

Last Pittsburgh hat-trick vs. Ottawa:
Oct. 16, 2001 - Toby Petersen

Last Pittsburgh trade with Ottawa:
Mar. 14, 2000, Janne Laukkanen and Ron
Tugnait to Pittsburgh for Tom Barrasso

Overtime record vs. Pittsburgh: 0-1-8

YEAR BY YEAR

YEAR	PIT.	ROAD	TOTAL	GF/GA
1992-93	2-0-0	1-1-0	3-1-0	20-9
1993-94	2-0-1	2-0-0	4-0-1	19-6
1994-95	2-0-0	2-0-0	4-0-0	18-12
1995-96	3-0-0	3-0-0	6-0-0	32-11
1996-97	3-0-0	1-1-1	4-1-1	24-15
1997-98	0-0-2	1-1-1	1-1-3	6-7
1998-99	1-1-0	1-0-1	2-1-1	13-12
1999-00	1-0-1	0-2-0	1-2-1	7-10
2000-01	1-1-0	1-0-1	2-1-1	14-11
2001-02	1-1-0	1-1-0	2-2-0	11-12
TOTALS	16-3-4	13-6-4	29-9-8	164-105

2002-03 SCHEDULE

Oct. 30 @ Ottawa - 7:00pm
Feb. 12 @ Pittsburgh - 7:30pm
Mar. 8 @ Pittsburgh - 7:30pm
Mar. 9 @ Ottawa - 7:00pm



TM

OPPONENTS



2001-02 SEASON SERIES

2001-2002	GP	W	L	T	OTL	PTS	GF	GA	PPG	SHG	PEN	PIM
PITTSBURGH	4	2	2	0	0	4	11	12	2	2	30	72
OTTAWA	4	2	2	0	0	4	12	11	2	1	30	85

at Pittsburgh 1-1-0-0
at Ottawa 1-1-0-0

Oct. 16	Ottawa (Lalime) 2	at PITTSBURGH (HEDBERG) 5	WG - Lang
Oct. 18	PITTSBURGH (HEDBERG) 3	at Ottawa (Hurme) 0	WG - Straka
Dec. 29	OTTAWA (LALIME) 5	at Pittsburgh (Hedberg) 2	WG - Hossa
Feb. 12	Pittsburgh (Hedberg) 1	at OTTAWA (LALIME) 5	WG - McEachern

GOALS AND SHOTS BY PERIOD	1ST	2ND	3RD	OT	TOTAL
PITTSBURGH	3-34	6-36	2-40	0	11-110
OTTAWA	4-35	4-58	4-43	0	12-136

GOALTENDERS	GP	MP	GF	GA	ENG	SO	GAA	SH	SV%	W-L-T
Hedberg	4	239:59	11	12	0	1	3.00	136	.912	2-2-0
PITTSBURGH TOTALS	4	240:00	11	12	0	1	3.00	136	.912	2-2-0
Hurme	1	59:41	0	2	1	0	2.01	31	.935	0-1-0
Lalime	3	180:00	12	8	0	0	2.67	78	.897	2-1-0
OTTAWA TOTALS	4	240:00	12	11	1	0	2.75	110	.900	2-2-0

POWER-PLAY GOALS: PITTSBURGH (2 for 20) - Lang, Petersen
OTTAWA (2 for 21) - Hossa, McEachern


SHORT-HANDED GOALS: PITTSBURGH (2) - LaCouture, Lang
OTTAWA (1) - Bonk

PITTSBURGH	GP	G	A	PTS	PIM	SH	+/-	OTTAWA	GP	G	A	PTS	PIM	SH	+/-
Lang	4	3	1	4	0	13	+2	Hossa	4	2	3	5	2	15	E
Petersen	4	3	1	4	0	12	+2	Bonk	4	2	2	4	6	5	-2
Straka	2	1	2	3	0	6	+2	McEachern	4	2	2	4	4	16	+1
Lemieux	3	0	3	3	4	15	-1	Alfredsson	4	2	1	3	4	13	+2
Beech	4	1	1	2	2	6	+1	Herperger	3	2	0	2	2	4	+2
LaCouture	4	1	1	2	10	3	+2	White	4	1	1	2	0	4	+3
Kostopoulos	1	1	0	1	0	1	+1	Phillips	3	0	2	2	0	9	-2
Richer	4	1	0	1	2	5	-3	Rachunek	4	0	2	2	6	6	+1
Primeau	1	0	1	1	6	1	+1	Redden	4	0	2	2	2	11	+1
Laukkanen	2	0	1	1	0	7	-3	Chara	4	1	0	1	23	6	E
Moran	3	0	1	1	11	2	E	Schastlivy	1	0	1	1	0	0	+1
Stevens	3	0	1	1	2	4	-2	Fisher	3	0	1	1	5	5	-1
Hrdina	4	0	1	1	0	6	-5	Muckalt	3	0	1	1	0	8	E
Kasparaitis	4	0	1	1	4	6	-1	Leschyshyn	4	0	1	1	0	3	+2
Rozsival	4	0	1	1	4	1	E	Hnidy	1	0	0	0	0	2	-1
Meloche	1	0	0	0	0	2	E	Hull	1	0	0	0	0	0	E
Oliwa	1	0	0	0	0	0	E	Hurme	1	0	0	0	0	0	E
Robitaille	1	0	0	0	0	1	-1	Kwiatkowski	1	0	0	0	2	2	E
Kovalev	2	0	0	0	6	5	-4	Persson	1	0	0	0	2	6	E
Kraft	2	0	0	0	0	4	+1	Arvedson	2	0	0	0	0	2	+1
Jakopin	3	0	0	0	2	0	+2	Martins	2	0	0	0	0	0	E
Wilson	3	0	0	0	0	2	-2	Salo	2	0	0	0	0	4	+1
Ference	4	0	0	0	2	6	+1	Ciernik	3	0	0	0	0	1	-2
Hedberg	4	0	0	0	2	0		Lalime	3	0	0	0	0	0	
Melichar	4	0	0	0	11	1	E	Neil	3	0	0	0	12	2	E
Morozov	4	0	0	0	2	1	+1	Roy	3	0	0	0	0	3	-2
Bench					2		E	Havlat	4	0	0	0	11	9	-3
								Bench						4	
TOTALS	4	11	16	27	72	110		TOTALS	4	12	19	31	85	136	



OPONENTS

PHILADELPHIA FLYERS



JEREMY ROENICK

All-Time NHL Record:

1383-947-429-9

Stanley Cup Titles:

Two (1974, 1975)

Founded:

1967

Location:

3601 Broad Street, Philadelphia, PA 19148

General Office Phone:

(215) 465-4500

Arena (Capacity):

First Union Center (19,519)

President & General Manager:

Bob Clarke

Head Coach:

Ken Hitchcock

Coach's NHL Record (Seasons):

277-166-60 (7)

Assistant Coaches:

Wayne Fleming, Craig

Hartsburg

Website:

www.philadelphiaflyers.com

PENGUINS vs. FLYERS

2001-2002 Record: 42-27-10-3; First place, Atlantic Division, 7th overall

2002 Playoff Record: Lost to Ottawa, 4-1, ECQF

2001-2002 Top Scorer: Adam Oates (14-64-78)

All-time Philadelphia scorer vs. Pittsburgh:

Bobby Clarke (76gp, 44-64-108)

All-time Pittsburgh scorer vs. Philadelphia:

Mario Lemieux (63gp, 50-64-114)

Longest Philadelphia win streak vs. Pittsburgh:

11, Dec. 12, 1982-Mar. 28, 1984

Longest Pittsburgh win streak vs. Philadelphia:

4, Jan. 18, 1970-Apr. 1, 1970; Oct. 10, 1991-

Nov. 30, 1991; Dec. 15, 1992-Jan. 30, 1993

Longest Philadelphia undefeated streak vs. Pittsburgh:

13, Oct. 28, 1982-Mar. 28, 1984

(12-0-1)

Longest Pittsburgh undefeated streak vs. Philadelphia:

14, Mar. 26, 1991-Jan. 30, 1993

(10-0-4)

Last Philadelphia win at home:

Apr. 6, 2002 (3-1) (0-0-0 since last win)

Last Pittsburgh win at home:

Jan. 21, 2002 (5-2) (0-0-1 since last win)

Last Philadelphia win at Pittsburgh:

Jan. 31, 2001 (5-1) (0-2-1 since last win)

Last Pittsburgh win at Philadelphia:

Nov. 24, 2000 (1-0) (0-2-0-2 since last win)

Most goals by Philadelphia vs. Pittsburgh:

13, Mar. 22, 1984 (Phi, 13-4)

Most goals by Pittsburgh vs. Philadelphia:

11, Nov. 16, 1993 (Pit, 11-5)

Most goals by both teams:

17, Mar. 22, 1984 (Phi, 13-4)

Last Philadelphia shutout vs. Pittsburgh:

Oct. 31, 2001 (3-0) - Brian Boucher

Last Pittsburgh shutout vs. Philadelphia:

Nov. 24, 2000 (1-0) - Garth Snow

Last Philadelphia hat-trick vs. Pittsburgh:

Nov. 21, 1996 - Dale Hawerchuk

Last Pittsburgh hat-trick vs. Philadelphia:

Feb. 7, 2001 - Alexei Kovalev

Last Pittsburgh trade with Philadelphia:

March 17, 2002, Kent Manderville to Pittsburgh for Billy Tibbetts

Overtime record vs. Pittsburgh: 8-3-11

YEAR BY YEAR

YEAR	PIT.	ROAD	TOTAL	GF/GA
1967-68	2-0-3	2-3-0	4-3-3	20-12
1968-69	1-1-2	0-3-1	1-4-3	13-26
1969-70	3-0-1	2-1-1	5-1-2	27-21
1970-71	1-0-2	0-3-0	1-3-2	13-15
1971-72	3-0-0	0-2-1	3-2-1	17-20
1972-73	2-1-0	0-3-0	2-4-0	20-24
1973-74	1-1-0	1-2-0	2-3-0	15-22
1974-75	1-1-0	0-2-0	1-3-0	11-18
1975-76	0-1-1	0-2-0	0-3-1	13-22
1976-77	1-1-0	0-2-0	1-3-0	3-12
1977-78	0-2-0	0-1-1	0-3-1	7-26
1978-79	1-1-0	0-2-0	1-3-0	6-10
1979-80	0-2-0	0-1-1	0-3-1	9-15
1980-81	0-2-0	0-2-0	0-4-0	10-22
1981-82	2-1-1	0-4-0	2-5-1	30-38
1982-83	1-1-1	0-4-0	1-5-1	16-34
1983-84	0-4-0	0-3-0	0-7-0	21-46
1984-85	2-1-0	0-4-0	2-5-0	19-34
1985-86	0-3-1	0-3-0	0-6-1	16-29
1986-87	1-1-1	0-3-1	1-4-2	22-28
1987-88	2-2-0	0-3-1	2-5-0	24-23
1988-89	2-1-0	2-2-0	4-3-0	28-25
1989-90	2-2-0	1-2-0	3-4-0	24-29
1990-91	0-2-1	2-2-0	2-4-1	24-26
1991-92	3-0-1	2-0-1	5-0-2	36-19
1992-93	3-0-1	2-1-0	5-1-1	35-19
1993-94	1-0-1	1-1-0	2-1-1	21-13
1994-95	1-0-0	0-2-0	1-2-0	8-12
1995-96	2-0-0	0-2-0	2-2-0	20-18
1996-97	1-1-0	0-2-0	1-3-0	9-20
1997-98	2-0-0	0-2-0	2-2-0	14-14
1998-99	1-1-1	0-2-0	1-3-1	11-13
1999-00	0-1-1	0-3-0	0-4-1	12-20
2000-01	2-1-0	1-1-0	3-2-0	19-15
2001-02	1-0-1	0-3-0	1-3-1	12-15
TOTALS	45-35-20	16-78-7	61-113-27	605-755

2002-03 SCHEDULE

- Nov. 27 @ Pittsburgh - 7:30pm
- Mar. 15 @ Pittsburgh - 3:00pm
- Mar. 20 @ Philadelphia - 8:00pm
- Mar. 29 @ Philadelphia - 7:00pm
- Mar. 31 @ Pittsburgh - 7:30pm

OPPONENTS



2001-02 SEASON SERIES

2001-2002	GP	W	L	T	OTL	PTS	GF	GA	PPG	SHG	PEN	PIM
PITTSBURGH	5	1	2	1	1	4	12	15	2	0	30	83
PHILADELPHIA	5	3	1	1	0	7	15	12	5	0	24	82

at Pittsburgh 1-0-1-0
at Philadelphia 0-2-0-1

Oct. 31	Pittsburgh (Aubin) 0	at PHILADELPHIA (BOUCHER) 3	WG - Leclair
Jan. 2	Philadelphia (Boucher) 2	at PITTSBURGH (HEDBERG) 5	WG - Morozov
Jan. 29	Pittsburgh (Aubin) 2	at PHILADELPHIA (BOUCHER) 3	WG - Murray*
Mar. 23	Philadelphia (Boucher) 4	at Pittsburgh (Hedberg) 4	TG - Kovalev
Apr. 6	Pittsburgh (Aubin) 1	at PHILADELPHIA (CECHMANEK) 3	WG - Roenick

*Murray scored at 1:47 of overtime

GOALS AND SHOTS BY PERIOD	1ST	2ND	3RD	OT	TOTAL
PITTSBURGH	2-35	3-39	7-40	0-3	12-117
PHILADELPHIA	3-42	7-68	4-34	1-3	15-147

GOALTENDERS	GP	MP	GF	GA	ENG	SO	GAA	SH	SV%	W-L-T
Aubin	3	181:04	3	8	1	0	2.65	96	.917	0-3-0
Hedberg	2	124:58	9	6	0	0	2.88	50	.880	1-0-1
PITTSBURGH TOTALS	5	306:47	12	15	1	0	2.93	147	.898	1-3-1

Cechmanek	1	59:46	3	1	0	0	1.00	18	.944	1-0-0
Boucher	4	245:05	12	11	0	1	2.69	99	.889	2-1-1
PHILADELPHIA TOTALS	5	306:47	15	12	0	1	2.35	117	.897	3-1-1

POWER-PLAY GOALS:

PITTSBURGH (2 for 11) - Kovalev, Lang

PHILADELPHIA (5 for 19) - McGillis (2), Gagne, Leclair, Roenick

PITTSBURGH	GP	G	A	PTS	PIM	SH	+/-	PHILADELPHIA	GP	G	A	PTS	PIM	SH	+/-
Kovalev	4	4	3	7	8	15	+1	Recchi	5	1	6	7	0	16	-1
Morozov	5	2	3	5	0	11	E	Fedotenko	5	2	2	4	2	11	+3
Hrdina	5	1	4	5	2	8	+1	Leclair	5	2	2	4	4	11	+1
Lernieux	1	0	4	4	0	3	+2	Oates	2	1	3	4	0	2	-1
Petersen	4	1	1	2	0	9	+1	Roenick	4	1	3	4	0	9	+2
Manderville	1	1	0	1	0	1	+1	Williams	5	2	1	3	0	12	-1
Donovan	2	1	0	1	0	4	+1	Gagne	5	1	2	3	2	10	E
Lang	3	1	0	1	2	7	E	Johnsson	5	0	3	3	0	9	+1
Rozsival	4	1	0	1	4	5	-2	McGillis	3	2	0	2	0	5	E
Endicott	1	0	1	1	0	0	+1	Murray	4	2	0	2	2	9	E
Berry	2	0	1	1	6	1	+1	Primeau	4	1	1	2	10	6	+2
Pushor	2	0	1	1	7	1	+2	Tibbetts	2	0	1	1	22	1	+1
Richer	2	0	1	1	0	3	E	Dopita	3	0	1	1	0	2	-2
Jonsson	3	0	1	1	0	3	+2	Brashear	4	0	1	1	7	5	-1
Kraft	3	0	1	1	0	5	E	Weinrich	4	0	1	1	2	6	-3
Primeau	1	0	0	0	2	1	-2	Brendl	1	0	0	0	0	0	E
Stevens	1	0	0	0	0	0	-2	Cechmanek	1	0	0	0	0	0	E
Hedberg	2	0	0	0	2	0		Hlavac	1	0	0	0	0	0	E
Meloche	2	0	0	0	0	2	E	Manderville	1	0	0	0	0	1	E
Nieminen	2	0	0	0	0	4	-2	St. Jacques	1	0	0	0	0	1	E
Tibbetts	2	0	0	0	17	0	-1	Tocchet	1	0	0	0	0	0	E
Toms	2	0	0	0	0	5	E	Desjardins	3	0	0	0	2	6	-2
Wilson	2	0	0	0	0	2	E	Fedoruk	3	0	0	0	10	1	-1
Aubin	3	0	0	0	0	0		Boucher	4	0	0	0	0	0	
Kasparaitis	3	0	0	0	6	4	-1	McAllister	4	0	0	0	0	2	+2
Melichar	3	0	0	0	2	2	E	Ranheim	5	0	0	0	17	4	E
Robitaille	3	0	0	0	0	3	-3	Richardson	5	0	0	0	0	7	E
Ference	4	0	0	0	4	0	+1	Therien	5	0	0	0	2	11	+1
Laukkanen	4	0	0	0	2	1	-1								
Moorn	4	0	0	0	0	6	+1								
Beech	5	0	0	0	2	6	-2								
LaCouture	5	0	0	0	0	2	-1								
Oliwa	5	0	0	0	17	3	+1								
TOTALS	5	12	21	33	83	117		TOTALS	5	15	27	42	82	147	



OPPONENTS

PHOENIX COYOTES



DANIEL BRIERE

All-Time NHL Record:
732-848-237-13
Stanley Cup Titles:
None
Founded:
1972 (Winnipeg-WHA), 1979
(Winnipeg-NHL), 1996 (Phoenix)
Location:
9375 East Bell Road,
Scottsdale, AZ 85260
General Office Phone:
(480) 473-5600
Arena (Capacity):
America West Arena (16,210)

General Manager:
Mike Barnett
Head Coach:
Bob Francis
Coach's NHL Record (Seasons):
114-98-34 (3)
Assistant Coaches:
Rick Bowness, Pat Conacher
Website:
www.phoenixcoyotes.com

PENGUINS vs. COYOTES

2001-2002 Record: 40-27-9-6; Tied second place, Pacific Division, tied 10th overall
2002 Playoff Record:
Lost to San Jose, 4-1, WCQF
2001-2002 Top Scorer:
Daymond Langkow (27-35-62)
All-time Phoenix scorer vs. Pittsburgh:
Dale Hawerchuk (27gp, 18-13-31)
All-time Pittsburgh scorer vs. Phoenix:
Mario Lemieux (24gp, 19-34-53)
Longest Phoenix win streak vs. Pittsburgh:
3, Mar. 9, 1986-Jan. 14, 1987
Longest Pittsburgh win streak vs. Phoenix:
9, Oct. 10, 1979-Dec. 2, 1981
Longest Phoenix undefeated streak vs. Pittsburgh:
3, Mar. 9, 1986-Jan. 14, 1987 (3-0-0); Mar. 12, 1997-Apr. 7, 1998 (1-0-2)
Longest Pittsburgh undefeated streak vs. Phoenix:
9, Oct. 10, 1979-Dec. 2, 1981 (9-0-0)
Last Phoenix win at home:
Dec. 1, 2001 (5-2) (0-0-0 since last win)
Last Pittsburgh win at home:
Dec. 11, 1999 (4-2) (0-1-0 since last win)
Last Phoenix win at Pittsburgh:
Mar. 20, 2002 (3-1) (0-0-0 since last win)
Last Pittsburgh win at Phoenix:
Feb. 16, 1996 (1-0) (0-4-2 since last win)
Most goals by Phoenix vs. Pittsburgh:
7, Jan. 21, 1985 (W, 7-6); Jan. 20, 1989 (W, 7-3)
Most goals by Pittsburgh vs. Phoenix:
9, Dec. 18, 1990 (Pit, 9-2); Mar. 5, 1996 (Pit, 9-4)
Most goals by both teams:
13, Jan. 21, 1985 (W, 7-6); Mar. 5, 1996 (Pit, 9-4)
Last Phoenix shutout vs. Pittsburgh:
Jan. 28, 1992 (4-0) - Bob Essensa
Last Pittsburgh shutout vs. Phoenix:
Feb. 16, 1996 (1-0) - Tom Barrasso
Last Phoenix hat-trick vs. Pittsburgh:
Jan. 21, 1985 - Dale Hawerchuk
Last Pittsburgh hat-trick vs. Phoenix:
Mar. 5, 1996 - Petr Nedved (4)
Last Pittsburgh trade with Phoenix:
Dec. 28, 1995, Neil Wilkinson to Pittsburgh for Norm Maciver
Overtime record vs. Pittsburgh: 3-1-3

YEAR BY YEAR

YEAR	PIT.	ROAD	TOTAL	GF/GA
1979-80	2-0-0	2-0-0	4-0-0	14-8
1980-81	2-0-0	2-0-0	4-0-0	18-14
1981-82	2-0-0	0-1-0	2-1-0	7-9
1982-83	1-0-0	0-2-0	1-2-0	13-14
1983-84	0-2-0	1-0-0	1-2-0	13-12
1984-85	0-1-0	1-1-0	1-2-0	14-16
1985-86	2-0-0	0-1-0	2-1-0	16-8
1986-87	0-1-0	1-1-0	1-2-0	9-10
1987-88	0-2-0	1-0-0	1-2-0	9-12
1988-89	1-0-0	1-1-0	2-1-0	13-12
1989-90	2-0-0	0-0-1	2-0-1	13-7
1990-91	1-0-0	1-1-0	2-1-0	17-12
1991-92	1-1-0	1-0-0	2-1-0	6-7
1992-93	1-0-0	0-1-0	1-1-0	7-5
1993-94	1-0-0	1-0-0	2-0-0	10-6
1994-95	Did Not Play			
1995-96	1-0-0	1-0-0	2-0-0	10-4
1996-97	1-0-0	0-0-1	1-0-1	9-6
1997-98	0-1-0	0-0-1	0-1-1	3-4
1998-99	1-0-0	0-1-0	1-1-0	7-6
1999-00	1-0-0	0-1-0	1-1-0	5-5
2000-01	0-0-0	0-1-0	0-1-0	4-5
2001-02	0-1-0	0-1-0	0-2-0	3-8
TOTALS	20-9-0	13-13-3	33-22-3	220-190

2002-03 SCHEDULE

Dec. 17 @ Phoenix - 9:00pm
Mar. 4 @ Pittsburgh - 7:30pm

OPPONENTS



2001-02 SEASON SERIES

2001-2002	GP	W	L	T	OTL	PTS	GF	GA	PPG	SHG	PEN	PIM
PITTSBURGH	2	0	2	0	0	0	3	8	0	0	18	53
PHOENIX	2	2	0	0	0	4	8	3	2	2	20	46

at Pittsburgh 0-1-0-0
at Phoenix 0-1-0-0

Dec. 1 Pittsburgh (Hedberg) 2
Mar. 20 PHOENIX (BURKE) 3

at PHOENIX (BURKE) 5
at Pittsburgh (Hedberg) 1

WG - Berezin
WG - Nagy

GOALS AND SHOTS BY PERIOD	1ST	2ND	3RD	OT	TOTAL
PITTSBURGH	2-19	1-18	0-14	0	3-51
PHOENIX	2-17	2-24	4-24	0	8-65

GOALTENDERS	GP	MP	GF	GA	ENG	SO	GAA	SH	SV%	W-L-T
Hedberg	2	118:34	3	8	0	0	4.05	65	.877	0-2-0
PITTSBURGH TOTALS	2	120:00	3	8	0	0	4.00	65	.877	0-2-0
Burke	2	120:00	8	3	0	0	1.50	51	.941	2-0-0
PHOENIX TOTALS	2	120:00	8	3	0	0	1.50	51	.941	2-0-0

POWER-PLAY GOALS:

PITTSBURGH (0 for 12)
PHOENIX (2 for 12) - Doan, Lemieux

SHORT-HANDED GOALS:

PHOENIX (2) - Handzus, Lemieux

PITTSBURGH	GP	G	A	PTS	PIM	SH	+/-	PHOENIX	GP	G	A	PTS	PIM	SH	+/-
Moran	2	0	2	2	0	6	E	Langkow	2	0	4	4	0	1	2
Richer	1	1	0	1	0	2	E	Nagy	2	1	2	3	4	7	E
Kovalev	2	1	0	1	2	5	-4	C. Lemieux	2	2	0	2	0	4	1
LaCouture	2	1	0	1	0	2	+1	Doan	2	1	1	2	2	3	-1
Primeau	1	0	1	1	0	1	+1	Johnson	1	0	2	2	4	0	2
Robitaille	1	0	1	1	0	2	E	Numminen	2	0	2	2	0	4	3
Laukkanen	2	0	1	1	4	7	-3	Berezin	1	1	0	1	0	4	1
Berry	1	0	0	0	2	2	+1	Letowski	1	1	0	1	0	4	2
Donovan	1	0	0	0	0	0	E	Briere	2	1	0	1	4	6	E
Ference	1	0	0	0	0	0	E	Handzus	2	1	0	1	2	1	1
Jonsson	1	0	0	0	0	0	-1	Mara	2	0	1	1	0	5	E
Kasparaitis	1	0	0	0	2	0	+1	Markov	2	0	1	1	4	6	E
Lang	1	0	0	0	0	3	-1	Suchy	2	0	1	1	0	3	1
Manderville	1	0	0	0	4	2	E	Berehowsky	1	0	0	0	0	2	E
Melichar	1	0	0	0	0	1	-1	Grenier	1	0	0	0	0	1	E
Nieminen	1	0	0	0	0	0	E	Nazarov	1	0	0	0	5	1	E
Petersen	1	0	0	0	0	0	E	Savage	1	0	0	0	2	0	E
Pushor	1	0	0	0	5	1	-1	Simpson	1	0	0	0	0	1	1
Tibbetts	1	0	0	0	4	1	-2	Sullivan	1	0	0	0	2	2	-1
Toms	1	0	0	0	0	3	E	Vaananen	1	0	0	0	2	1	1
Beech	2	0	0	0	17	5	-2	Warriner	1	0	0	0	0	0	-1
Hedberg	2	0	0	0	0	0		Wilson	1	0	0	0	2	3	E
Hrdina	2	0	0	0	8	0	+1	Burke	2	0	0	0	2	0	E
Kraft	2	0	0	0	0	2	-2	Kolanos	2	0	0	0	6	3	-1
Morozov	2	0	0	0	0	2	-1	May	2	0	0	0	5	3	1
Oliwa	2	0	0	0	5	1	E								
Rozsival	2	0	0	0	0	3	-1								
TOTALS	2	3	5	8	53	51		TOTALS	2	8	14	22	46	65	



OPPONENTS

ST. LOUIS BLUES



DOUG WEIGHT

All-Time NHL Record:
1208-1140-410-10
Stanley Cup Titles:
None
Founded:
1967
Location:
1401 Clark Avenue,
St. Louis, MO 63103
General Office Phone:
(314) 622-2500
Arena (Capacity):
Savvis Center (19,022)

President & CEO:
Mark Sauer
Senior VP & General Manager:
Larry Pleau
Head Coach:
Joel Quenneville
Coach's NHL Record (Seasons):
237-154-59 (6)
Assistant Coaches:
Mike Kitchen, TBA
Website:
www.stlouisblues.com

PENGUINS vs. BLUES

2001-2002 Record: 43-27-8-4; Second place, Central Division, 6th overall
2002 Playoff Record: Defeated Chicago, 4-1, WCQF; Lost to Detroit, 4-1, WCSF
2001-2002 Top Scorer: Pavol Demitra (35-43-76)
All-time St. Louis scorer vs. Pittsburgh:
Bernie Federko (41gp, 20-36-56)
All-time Pittsburgh scorer vs. St. Louis:
Mario Lemieux (25gp, 25-32-57)
Longest St. Louis win streak vs. Pittsburgh:
5, Jan. 2, 1973-Dec. 28, 1973; Dec. 5, 1981-Oct. 4, 1983
Longest Pittsburgh win streak vs. St. Louis:
4, Feb. 3, 1972-Nov. 22, 1972; Jan. 26, 1988-Jan. 19, 2000
Longest St. Louis undefeated streak vs. Pittsburgh:
13, Oct. 28, 1982-Mar. 28, 1984 (12-0-1)
Longest Pittsburgh undefeated streak vs. St. Louis:
4, three times, last time - Jan. 26, 1998-Jan. 19, 2000 (4-0-0)
Last St. Louis win at home:
Oct. 20, 2001 (2-1 ot) (0-0-0 since last win)
Last Pittsburgh win at home:
Mar. 31, 2001 (5-3) (0-1-0 since last win)
Last St. Louis win at Pittsburgh:
Jan. 12, 2002 (4-1) (0-0-0 since last win)
Last Pittsburgh win at St. Louis:
Dec. 12, 1998 (4-3) (0-1-0-1 since last win)
Most goals by St. Louis vs. Pittsburgh:
9, Jan. 31, 1968 (S, 9-4); Oct. 18, 1989 (S, 9-3)
Most goals by Pittsburgh vs. St. Louis:
10, Nov. 22, 1972 (P, 10-4)
Most goals by both teams:
14, Nov. 22, 1972 (P, 10-4)
Last St. Louis shutout vs. Pittsburgh:
Dec. 31, 1983 (2-0) - Mike Liut
Last Pittsburgh shutout vs. St. Louis:
Dec. 19, 1996 (4-0) - Ken Wregget
Last St. Louis hat-trick vs. Pittsburgh:
Oct. 18, 1989 - Brett Hull
Last Pittsburgh hat-trick vs. St. Louis:
Dec. 19, 1996 - Mario Lemieux
Last Pittsburgh trade with St. Louis:
Dec. 28, 2000, Marc Bergevin to Pittsburgh for Dan Trebil
Overtime record vs. Pittsburgh: 1-0-6

YEAR BY YEAR

YEAR	PIT.	ROAD	TOTAL	GF/GA
1967-68	2-3-0	2-3-0	4-6-0	25-33
1968-69	2-2-0	1-2-1	3-4-1	15-16
1969-70	1-1-2	0-4-0	1-5-2	11-28
1970-71	0-1-2	0-2-1	0-3-3	13-16
1971-72	1-2-0	2-1-0	3-3-0	17-13
1972-73	2-0-0	1-2-0	3-2-0	25-20
1973-74	1-1-1	1-2-0	2-3-1	19-19
1974-75	1-0-1	0-1-1	1-1-2	11-13
1975-76	1-1-0	1-1-0	2-2-0	17-14
1976-77	2-0-0	1-1-0	3-1-0	17-13
1977-78	1-0-1	1-1-0	2-1-1	13-11
1978-79	1-0-1	1-1-0	2-1-1	16-16
1979-80	1-1-0	0-1-1	1-2-1	12-14
1980-81	2-0-0	0-2-0	2-2-0	19-19
1981-82	1-0-0	0-2-0	1-2-0	9-10
1982-83	0-2-0	0-1-0	0-3-0	11-16
1983-84	0-0-1	0-2-0	0-2-1	7-11
1984-85	1-1-0	0-1-0	1-2-0	10-15
1985-86	0-1-0	2-0-0	2-1-0	16-11
1986-87	1-0-1	0-0-1	1-0-2	13-12
1987-88	0-1-0	0-2-0	0-3-0	10-16
1988-89	1-0-1	0-1-0	1-1-1	15-9
1989-90	0-1-0	0-2-0	0-3-0	10-22
1990-91	1-1-0	0-1-0	1-2-0	9-10
1991-92	1-0-0	0-1-0	1-1-0	5-7
1992-93	1-0-0	0-1-0	1-1-0	12-10
1993-94	0-0-1	0-0-1	0-0-2	6-6
1994-95	Did Not Play			
1995-96	1-0-0	0-1-0	1-1-0	10-7
1996-97	1-0-0	1-0-0	2-0-0	8-2
1997-98	1-0-0	0-1-0	1-1-0	5-6
1998-99	1-0-0	1-0-0	2-0-0	6-4
1999-00	1-0-0	0-0-0	1-0-0	3-1
2000-01	1-0-0	0-1-0	1-1-0	8-7
2001-02	0-1-0	0-1-0	0-2-0	2-6
TOTALS	31-20-12	15-42-6	46-62-18	405-433

2002-03 SCHEDULE

Feb. 22 @ Pittsburgh - 3:00pm

OPPONENTS



2001-02 SEASON SERIES

2001-2002	GP	W	L	T	OTL	PTS	GF	GA	PPG	SHG	PEN	PIM
PITTSBURGH	2	0	1	0	1	1	2	6	2	0	10	20
ST. LOUIS	2	2	0	0	0	4	6	2	1	0	10	20

at Pittsburgh 0-1-0-0
at St. Louis 0-0-0-1

Oct. 20 Pittsburgh (Hedberg) 1 at ST. LOUIS (JOHNSON) 2 WG - Demitra*
Jan. 12 ST. LOUIS (JOHNSON) 4 at Pittsburgh (Hedberg) 1 WG - Stillman

*Demitra scored at 3:35 of overtime

GOALS AND SHOTS BY PERIOD	1ST	2ND	3RD	OT	TOTAL
PITTSBURGH	1-16	1-13	0-13	0-1	2-43
ST. LOUIS	0-16	2-21	3-25	1-3	6-65

GOALTENDERS	GP	MP	GF	GA	ENG	SO	GAA	SH	SV%	W-L-T
Hedberg	2	123:35	2	6	0	0	2.91	65	.908	0-2-0
PITTSBURGH TOTALS	2	123:35	2	6	0	0	2.91	65	.908	0-2-0
Johnson	2	123:24	6	2	0	0	0.97	43	.953	2-0-0
ST. LOUIS TOTALS	2	123:35	6	2	0	0	0.97	43	.953	2-0-0

POWER-PLAY GOALS: PITTSBURGH [2 for 8] - Richer, Straka
ST. LOUIS [1 for 8] - Mellanby

PITTSBURGH	GP	G	A	PTS	PIM	SH	+/-	ST. LOUIS	GP	G	A	PTS	PIM	SH	+/-
Straka	1	1	0	1	0	2	-1	Tkachuk	2	1	3	4	4	5	+3
Richer	2	1	0	1	2	3	-1	Mellanby	1	2	1	3	0	3	+2
Jansson	1	0	1	1	0	1	E	Demitra	2	1	2	3	2	5	+4
Lemieux	2	0	1	1	0	4	-3	Stillman	2	1	1	2	0	5	+2
Morozov	2	0	1	1	0	5	-2	MacInnis	2	0	2	2	2	6	+4
Rozival	2	0	1	1	0	1	E	Pronger	2	0	2	2	2	10	+1
Kostopoulos	1	0	0	0	0	1	-1	Weight	2	1	0	1	0	6	+2
Kovalev	1	0	0	0	0	4	-1	Drake	2	0	1	1	4	4	+1
Kraft	1	0	0	0	2	1	E	Corso	1	0	0	0	0	0	E
Oliwa	1	0	0	0	0	0	E	Hill	1	0	0	0	0	0	E
Robitaille	1	0	0	0	0	1	-1	Pilon	1	0	0	0	0	1	E
Stevens	1	0	0	0	0	2	E	Rycroft	1	0	0	0	0	3	E
Wilson	1	0	0	0	0	0	-1	Salvador	1	0	0	0	0	0	+2
Beech	2	0	0	0	2	1	E	Van Ryn	1	0	0	0	0	1	+1
Ference	2	0	0	0	2	0	-2	Varlamov	1	0	0	0	0	3	E
Hedberg	2	0	0	0	0	0		Eastwood	2	0	0	0	4	4	E
Hrdina	2	0	0	0	4	0	E	Finley	2	0	0	0	0	0	+1
Kasparaitis	2	0	0	0	0	0	-3	Johnson	2	0	0	0	0	0	
LaCouture	2	0	0	0	0	1	-1	Keane	2	0	0	0	0	1	E
Lang	2	0	0	0	2	10	-1	Khavanov	2	0	0	0	0	1	+1
Melichar	2	0	0	0	0	1	-1	Low	2	0	0	0	0	3	E
Moran	2	0	0	0	6	4	-3	Mayers	2	0	0	0	0	1	E
Petersen	2	0	0	0	0	1	-2	Nash	2	0	0	0	2	3	E
TOTALS	2	2	4	6	20	43		TOTALS	2	6	12	18	20	65	



OPPONENTS

SAN JOSE SHARKS



TEEMU SELANNE

All-Time NHL Record:
311-446-100-13

Stanley Cup Titles:
None

Founded:
1991

Location:
525 West Santa Clara Street,
San Jose, CA 95113

General Office Phone:
(408) 287-7070

Arena (Capacity): HP Pavilion
(17,496)

President & CEO:
Greg Jamison

Executive VP & General Manager:
Dean Lombardi

Head Coach:
Darryl Sutter

Coach's NHL Record (Seasons):
294-248-84 (8)

Assistant Coaches:
Rich Preston, Lorne Molleken

Website:
www.sjsharks.com

PENGUINS vs. SHARKS

2001-2002 Record: 44-27-8-3; First place, Pacific Division, tied for 4th overall

2002 Playoff Record: Defeated Phoenix, 4-1, WCQF; Lost to Colorado, 4-3, WCSF

2001-2002 Top Scorer: Owen Nolan (23-43-66)

All-time San Jose scorer vs. Pittsburgh:
Owen Nolan (11 gp, 5-9-14)

All-time Pittsburgh scorer vs. San Jose:
Mario Lemieux (12 gp, 14-30-44)

Longest San Jose win streak vs. Pittsburgh:
4, Dec. 2, 1999-Jan. 30, 2002

Longest Pittsburgh win streak vs. San Jose:
5, Dec. 5, 1991-Mar. 23, 1993

Longest San Jose undefeated streak vs. Pittsburgh: 6, Jan. 15, 1999-Jan. 30, 2002 (5-0-1)

Longest Pittsburgh undefeated streak vs. San Jose: 8, Dec. 5, 1991-Nov. 10, 1995 (6-0-2)

Last San Jose win at home:
Nov. 29, 2001 (5-0) (0-0-0 since last win)

Last Pittsburgh win at home:
Dec. 21, 1996 (3-1) (0-3-0 since last win)

Last San Jose win at Pittsburgh:
Jan. 30, 2002 (6-3) (0-0-0 since last win)

Last Pittsburgh win at San Jose:
Oct. 22, 1997 (5-2) (0-3-1 since last win)

Most goals by San Jose vs. Pittsburgh:
10, Jan. 13, 1996 (SJ, 10-8)

Most goals by Pittsburgh vs. San Jose:
10, Dec. 17, 1991 (P, 10-2)

Most goals by both teams:
18, Jan. 13, 1996 (SJ, 10-8)

Last San Jose shutout vs. Pittsburgh:
Nov. 29, 2001 (5-0) - Evgeni Nabokov

Last Pittsburgh shutout vs. San Jose:
Dec. 13, 1996 (4-0) - Patrick Lalime

Last San Jose hat-trick vs. Pittsburgh:
Jan. 13, 1996 - Ray Sheppard

Last Pittsburgh hat-trick vs. San Jose:
Nov. 10, 1995 - Ron Francis

Last Pittsburgh trade with San Jose:
Mar. 12, 2001, Johan Hedberg and Bobby Dallas to Pittsburgh for Jeff Norton

Overtime record vs. Pittsburgh: 0-0-3

YEAR BY YEAR

YEAR	PIT.	ROAD	TOTAL	GF/GA
1991-92	1-0-0	2-0-0	3-0-0	25-5
1992-93	1-0-0	1-0-0	2-0-0	16-6
1993-94	0-0-1	0-0-1	0-0-2	5-5
1994-95	Did Not Play			
1995-96	0-1-0	1-0-0	1-1-0	17-11
1996-97	1-0-0	1-0-0	2-0-0	7-1
1997-98	0-1-0	1-0-0	1-1-0	7-5
1998-99	0-0-0	0-1-0	0-1-0	2-3
1999-00	0-1-0	0-0-1	0-1-1	3-6
2000-01	0-0-0	0-1-0	0-1-0	2-3
2001-02	0-1-0	0-1-0	0-2-0	3-11
TOTALS	3-4-1	6-3-2	9-7-3	87-56

2002-03 SCHEDULE

Nov. 23 @ Pittsburgh - 7:30pm
Dec. 12 @ San Jose - 9:00pm



OPPONENTS



2001-02 SEASON SERIES

2001-2002	GP	W	L	T	OTL	PTS	GF	GA	PPG	SHG	PEN	PIM
PITTSBURGH	2	0	2	0	0	0	3	11	1	0	13	32
SAN JOSE	2	2	0	0	0	4	11	3	3	0	11	28

at Pittsburgh 0-1-0-0
at San Jose 0-1-0-0

Nov. 29 Pittsburgh (HEDBERG/Aubin) 0 at SAN JOSE (NABOKOV) 5 WG - Thornton
Jan. 30 SAN JOSE (NABOKOV) 6 at Pittsburgh (Hedberg) 3 WG - Koralyuk

GOALS AND SHOTS BY PERIOD	1ST	2ND	3RD	OT	TOTAL
PITTSBURGH	2-17	1-24	0-25	0	3-66
SAN JOSE	4-20	5-18	2-9	0	11-47

GOALTENDERS	GP	MP	GF	GA	ENG	SO	GAA	SH	SV%	W-L-T
Aubin	1	20:00	0	0	0	0	0.00	3	1.000	0-0-0
Hedberg	2	99:57	3	11	0	0	6.60	44	.750	0-2-0
PITTSBURGH TOTALS	2	120:00	3	11	0	0	5.50	47	.766	0-2-0
Nabokov	2	119:56	11	3	0	1	1.50	66	.955	2-0-0
SAN JOSE TOTALS	2	120:00	11	3	0	1	1.50	66	.955	2-0-0

POWER-PLAY GOALS:

PITTSBURGH (1 for 8) - Kovalev
SAN JOSE (3 for 10) - Dampousse [2], Selanne

PITTSBURGH	GP	G	A	PTS	PIM	SH	+/-	SAN JOSE	GP	G	A	PTS	PIM	SH	+/-
Kovalev	2	2	0	2	2	10	-1	Ricci	2	1	3	4	0	3	+3
Lemieux	1	0	2	2	2	5	E	Dampousse	2	2	1	3	2	4	+1
Hrdina	2	0	2	2	0	3	1	Selanne	2	2	1	3	0	3	+1
Morozov	2	1	0	1	0	8	-2	Nolan	2	1	2	3	6	3	+3
Laukkanen	1	0	1	1	0	2	E	Stuart	2	1	2	3	0	5	+4
Aubin	1	0	0	0	0	0		Sundstrom	2	0	3	3	0	0	+3
Jonsson	1	0	0	0	0	1	-2	Thornton	2	2	0	2	0	4	+3
Lang	1	0	0	0	0	4	-1	Koralyuk	2	1	1	2	2	4	+1
Meloche	1	0	0	0	0	1	-1	Jillson	2	0	2	2	5	2	E
Primeau	1	0	0	0	0	3	E	Graves	2	1	0	1	0	3	+1
Richer	1	0	0	0	2	1	E	Hannan	2	0	1	1	0	2	+3
Robitaille	1	0	0	0	0	2	-4	Marchment	2	0	1	1	2	0	+2
Beech	2	0	0	0	2	4	-4	Marleau	2	0	1	1	0	4	+1
Ference	2	0	0	0	2	0	-1	Sturm	2	0	1	1	0	1	+2
Hedberg	2	0	0	0	0	0		Suter	2	0	1	1	0	4	E
Kasparaitis	2	0	0	0	2	5	-5	Harvey	1	0	0	0	2	1	E
Kraft	2	0	0	0	0	4	E	Matteau	1	0	0	0	0	0	E
LaCouture	2	0	0	0	10	2	E	Ragnarsson	1	0	0	0	2	0	+1
Melichar	2	0	0	0	0	4	E	Rathje	1	0	0	0	2	2	+1
Moran	2	0	0	0	0	1	-3	Bradley	2	0	0	0	5	2	E
Oliwa	2	0	0	0	4	1	-1	Nabokov	2	0	0	0	0	0	
Petersen	2	0	0	0	0	4	-1								
Rozsival	2	0	0	0	0	0	-2								
Tibbetts	2	0	0	0	4	1	-3								
Bench					2										
TOTALS	2	3	5	8	32	66		TOTALS	2	11	20	31	28	47	



OPPONENTS

TAMPA BAY LIGHTNING



NIKOLAI KHABIBULIN

All-Time NHL Record: 246-440-88-16
Stanley Cup Titles: None
Founded: 1990
Location: 401 Channelside Drive, Tampa, FL 33602
General Office Phone: (813) 301-6500
Arena (Capacity): Ice Palace (19,756)

President: Ron Campbell
General Manager: Jay Feaster
Head Coach: John Tortorella
Coach's NHL Record (Seasons): 39-77-13 (3)
Associate Coach: Craig Ramsay
Website: www.tampabaylightning.com

PENGUINS vs. LIGHTNING

2001-2002 Record: 27-40-11-4; Third place, Southeast Division, tied for 24th overall

2002 Playoff Record: Did not qualify

2001-2002 Top Scorer: Brad Richards (20-42-62)

All-time Tampa Bay scorer vs. Pittsburgh: Brian Bradley (16gp, 6-9-15)

All-time Pittsburgh scorer vs. Tampa Bay: Jaromir Jagr (33gp, 20-19-39)

Longest Tampa Bay win streak vs. Pittsburgh: 2, Nov. 6, 1999-Nov. 18, 1999

Longest Pittsburgh win streak vs. Tampa Bay: 5, Dec. 11, 1993-Feb. 4, 1995

Longest Tampa Bay undefeated streak vs. Pittsburgh: 2, 3 times, last time - Dec. 21, 2000-Mar. 17, 2001 (1-0-1)

Longest Pittsburgh undefeated streak vs. Tampa Bay: 5, Dec. 11, 1993-Feb. 4, 1995 (5-0-0)

Last Tampa Bay win at home: Apr. 4, 2002 (4-2) (0-0-0 since last win)

Last Pittsburgh win at home: Jan. 23, 2002 (5-1) (0-0-0 since last win)

Last Tampa Bay win at Pittsburgh: Nov. 6, 1999 (7-4) (0-4-0-1 since last win)

Last Pittsburgh win at Tampa Bay: Mar. 17, 1999 (2-0) (0-4-1-1 since last win)

Most goals by Tampa Bay vs. Pittsburgh: 7, Nov. 6, 1999 (TB, 7-4)

Most goals by Pittsburgh vs. Tampa Bay: 10, Nov. 1, 1995 (P, 10-0)

Most goals by both teams: 11, Dec. 21, 1993 (P, 8-3); Nov. 6, 1999 (TB, 7-4)

Last Tampa Bay shutout vs. Pittsburgh: Oct. 21, 1998 (5-0) - Darren Puppa

Last Pittsburgh shutout vs. Tampa Bay: Mar. 17, 1999 (2-0) - Jean-Sebastien Aubin

Last Tampa Bay hat-trick vs. Pittsburgh: Nov. 8, 1996 - Dino Ciccarelli

Last Pittsburgh hat-trick vs. Tampa Bay: None

Last Pittsburgh trade with Tampa Bay: Feb. 1, 2001. Wayne Primeau to Pittsburgh for Matthew Barnaby

Overtime record vs. Pittsburgh: 2-2-4

YEAR BY YEAR

YEAR	PIT.	ROAD	TOTAL	GF/GA
1992-93	0-0-1	1-0-0	1-0-1	8-7
1993-94	2-0-0	1-1-0	3-1-0	18-10
1994-95	1-1-0	1-0-0	2-1-0	13-10
1995-96	2-0-0	1-1-0	3-1-0	18-9
1996-97	1-1-0	0-1-1	1-2-1	18-16
1997-98	1-0-1	2-0-0	3-0-1	14-4
1998-99	2-0-0	2-1-0	4-1-0	15-10
1999-00	1-1-0	0-2-0	1-3-0	10-14
2000-01	2-0-0	0-1-1	2-1-1	9-10
2001-02	2-0-0	0-2-0	2-2-0	11-9
TOTALS	14-3-2	8-9-2	22-12-4	134-99

2002-03 SCHEDULE

Oct. 19 @ Pittsburgh - 7:30pm
 Nov. 2 @ Pittsburgh - 7:30pm
 Nov. 8 @ Tampa Bay - 7:30pm
 Jan. 17 @ Tampa Bay - 7:30pm



OPPONENTS



2001-02 SEASON SERIES

2001-2002	GP	W	L	T	OTL	PTS	GF	GA	PPG	SHG	PEN	PIM
PITTSBURGH	4	2	1	0	1	5	11	9	5	1	25	56
TAMPA BAY	4	2	1	0	1	5	9	11	1	0	29	72

at Pittsburgh 2-0-0-0
at Tampa Bay 0-1-0-1

Nov. 3	Tampa Bay (Khabibulin) 1	at PITTSBURGH (HEDBERG) 2	WG - Tibbetts*
Nov. 10	Pittsburgh (Aubin) 2	at TAMPA BAY (KHABIBULIN) 3	WG - Prospal**
Jan. 23	Tampa Bay (KHABIBULIN/Weekes) 1	at PITTSBURGH (HEDBERG) 5	WG - Lang
Apr. 4	Pittsburgh (Hedberg) 2	at TAMPA BAY (KHABIBULIN) 4	WG - Andreychuk

*Tibbetts scored at 1:51 of overtime

**Prospal scored at 4:29 of overtime

GOALS AND SHOTS BY PERIOD	1ST	2ND	3RD	OT	TOTAL
PITTSBURGH	5-32	3-41	2-44	1-2	11-119
TAMPA BAY	0-28	5-52	3-37	1-6	9-123

GOALTENDERS	GP	MP	GF	GA	ENG	SO	GAA	SH	SV%	W-L-T
Hedberg	3	180:24	9	5	1	0	1.66	88	.943	2-1-0
Aubin	1	64:29	2	3	0	0	2.79	34	.912	0-1-0
PITTSBURGH TOTALS	4	246:20	11	9	1	0	2.19	123	.927	2-2-0
Khabibulin	4	213:43	8	9	0	0	2.53	103	.913	2-2-0
Weekes	1	31:20	1	2	0	0	3.83	16	.875	0-0-0
TAMPA BAY TOTALS	4	246:20	9	11	0	0	2.68	119	.908	2-2-0

POWER-PLAY GOALS:

PITTSBURGH (5 for 21) - Morozov (2), Kovalev, Lang, Lemieux
TAMPA BAY (1 for 18) - Prospal

SHORT-HANDED GOALS:

PITTSBURGH (1) - Primeau

PITTSBURGH	GP	G	A	PTS	PIM	SH	+/-	TAMPA BAY	GP	G	A	PTS	PIM	SH	+/-
Morozov	4	3	3	6	2	15	E	Clymer	4	2	2	4	2	13	+2
Lemieux	2	2	4	6	4	8	E	Cullimore	4	0	4	4	2	5	+5
Laukkanen	2	1	2	3	0	3	E	Lecavalier	4	3	0	3	4	7	+2
Tibbetts	2	1	1	2	6	6	+2	Andreychuk	4	2	1	3	14	10	+4
Beech	4	0	2	2	0	5	+1	Prospal	4	1	1	2	4	13	-2
LaCouture	4	0	2	2	0	1	+2	Richards	4	0	2	2	0	15	-2
Rozsival	4	0	2	2	0	4	-1	Yonon	3	1	0	1	0	1	+1
Nieminen	1	1	0	1	2	1	-1	Ciger	1	0	1	1	0	1	+1
Kovalev	2	1	0	1	0	4	-2	Willis	1	0	1	1	0	4	+1
Primeau	2	1	0	1	2	1	+1	Olvestad	3	0	1	1	4	6	+3
Lang	3	1	0	1	0	6	-2	Sarich	3	0	1	1	4	1	+1
Kasparaitis	3	0	1	1	8	3	+1	Kubina	4	0	1	1	4	10	+1
Ference	4	0	1	1	2	3	-1	Neckar	4	0	1	1	0	3	-1
Petersen	4	0	1	1	0	7	-2	St. Louis	4	0	1	1	0	6	-1
Aubin	1	0	0	0	0	0	0	Cibak	1	0	0	0	0	1	E
Berry	1	0	0	0	0	3	-1	Dwyer	1	0	0	0	7	0	E
Donovan	1	0	0	0	0	2	-1	Keefe	1	0	0	0	0	0	E
Jakopin	1	0	0	0	9	0	E	Ledyard	1	0	0	0	0	0	E
Meloche	1	0	0	0	2	2	E	Royer	1	0	0	0	0	0	E
Pushor	1	0	0	0	0	0	E	Weekes	1	0	0	0	0	0	0
Toms	1	0	0	0	0	3	-1	Barnaby	2	0	0	0	2	2	+1
Richer	2	0	0	0	0	5	-2	Boyle	2	0	0	0	2	5	+1
Robitaille	2	0	0	0	0	5	-2	Holzinger	2	0	0	0	0	2	+2
Stevens	2	0	0	0	2	3	E	Taylor	2	0	0	0	7	2	+1
Hedberg	3	0	0	0	0	0	0	Alexeev	3	0	0	0	2	3	E
Jonsson	3	0	0	0	2	3	-3	Biron	3	0	0	0	0	2	-1
Kraff	3	0	0	0	2	7	E	Modin	3	0	0	0	8	9	-2
Melichar	3	0	0	0	7	0	E	Pratt	3	0	0	0	6	2	E
Moran	3	0	0	0	2	13	E	Khabibulin	4	0	0	0	0	0	0
Oliwa	3	0	0	0	2	0	-1								
Hrdina	4	0	0	0	2	6	-3								
TOTALS	4	11	19	30	56	119		TOTALS	4	9	17	26	72		



OPPONENTS

TORONTO MAPLE LEAFS



MATS SUNDIN

All-Time NHL Record:
2329-2275-766-12

Stanley Cup Titles:
13 (1918, 1922, 1932, 1942,
1945, 1947-49, 1951, 1962-64
and 1967)

Founded:
1927

Location:
40 Bay Street, Suite 400,
Toronto, ON M5J 2X2

General Office Phone:
(416) 815-5700

Arena (Capacity):
Air Canada Centre (18,819)

President:
Ken Dryden

General Manager & Head Coach:
Pat Quinn

Coach's NHL Record (Seasons):
527-408-137 (16)

Assistant Coaches:
Keith Acton, Rick Ley

Website:
www.mapleleafs.com

PENGUINS vs. MAPLE LEAFS

2001-2002 Record: 43-25-10-4; Second place, Northeast Division, 3rd overall

2002 Playoff Record: Defeated NY Islanders, 4-3, ECQF; Defeated Ottawa, 4-3, ECSF; Lost to Carolina, 4-2 ECF

2001-2002 Top Scorer: Mats Sundin (41-39-80)

All-time Toronto scorer vs. Pittsburgh:
Darryl Sittler (53gp, 29-37-66)

All-time Pittsburgh scorer vs. Toronto:
Mario Lemieux (30gp, 28-37-65)

Longest Toronto win streak vs. Pittsburgh:
4, Feb. 17, 1971-Dec. 28, 1971

Longest Pittsburgh win streak vs. Toronto:
6, Dec. 30, 1974-Feb. 19, 1976

Longest Toronto undefeated streak vs. Pittsburgh:
8, Jan. 13, 1968-Mar. 1, 1969 (4-0-4)

Longest Pittsburgh undefeated streak vs. Toronto:
6, Dec. 30, 1974-Feb. 19, 1976 (6-0-0)

Last Toronto win at home:
Oct. 27, 2001 (4-0) (0-1-0 since last win)

Last Pittsburgh win at home:
Nov. 1, 2001 (3-1) (0-1-0 since last win)

Last Toronto win at Pittsburgh:
Apr. 12, 2002 (5-2) (0-0-0 since last win)

Last Pittsburgh win at Toronto:
Dec. 4, 2001 (1-0) (0-0-0 since last win)

Most goals by Toronto vs. Pittsburgh:
9, Jan. 7, 1980 (T: 9-5)

Most goals by Pittsburgh vs. Toronto:
12, Dec. 26, 1991 (P: 12-1)

Most goals by both teams:
15, Feb. 21, 1991 (P: 11-4)

Last Toronto shutout vs. Pittsburgh:
Oct. 28, 2001 (4-0) - Curtis Joseph

Last Pittsburgh shutout vs. Toronto:
Dec. 4, 2001 (1-0) - Johan Hedberg

Last Toronto hat-trick vs. Pittsburgh:
Mar. 5, 1980 - Darryl Sittler

Last Pittsburgh hat-trick vs. Toronto:
Feb. 18, 1992 - Joe Mullen

Last Pittsburgh trade with Toronto:
July 8, 1995, Dimitri Mironov and second round choice in 1995 Entry Draft to Pittsburgh for Larry Murphy

Overtime record vs. Pittsburgh: 2-1-3

YEAR BY YEAR

YEAR	PIT.	ROAD	TOTAL	GF/GA
1967-68	1-0-1	1-1-0	2-1-1	9-14
1968-69	0-2-1	0-1-2	0-3-3	11-19
1969-70	1-0-2	1-2-0	2-2-2	14-19
1970-71	2-1-0	0-2-1	2-3-1	18-18
1971-72	1-2-0	1-2-0	2-4-0	13-14
1972-73	2-1-0	0-1-1	2-2-1	18-17
1973-74	0-2-0	1-1-1	1-3-1	13-20
1974-75	2-0-0	2-1-0	4-1-0	31-21
1975-76	3-0-0	1-1-0	4-1-0	32-18
1976-77	1-1-0	1-0-2	2-1-2	19-16
1977-78	1-2-0	2-0-0	3-2-0	17-22
1978-79	1-1-0	0-2-0	1-3-0	10-19
1979-80	1-1-0	1-1-0	2-2-0	18-20
1980-81	1-1-0	0-1-1	1-2-1	15-16
1981-82	0-1-1	0-0-1	0-1-2	10-12
1982-83	1-0-0	0-2-0	1-2-0	8-15
1983-84	1-1-0	0-0-1	1-1-1	8-7
1984-85	0-1-0	2-0-0	2-1-0	12-9
1985-86	2-0-0	1-0-0	3-0-0	18-9
1986-87	1-0-0	0-2-0	1-2-0	12-13
1987-88	1-1-0	1-0-0	2-1-0	9-9
1988-89	1-0-0	1-1-0	2-1-0	16-10
1989-90	1-1-0	0-1-0	1-2-0	17-21
1990-91	1-0-0	1-1-0	2-1-0	20-15
1991-92	2-0-0	0-1-0	2-1-0	22-8
1992-93	0-0-1	0-1-0	0-1-1	5-7
1993-94	0-1-0	0-0-1	0-1-1	6-8
1994-95		Did Not Play		
1995-96	1-0-0	0-1-0	1-1-0	9-7
1996-97	1-0-0	1-0-0	2-0-0	12-8
1997-98	1-0-0	1-0-0	2-0-0	8-1
1998-99	1-1-0	1-1-0	2-2-0	13-13
1999-00	2-0-0	1-1-0	3-1-0	14-8
2000-01	1-1-0	0-1-0	1-2-0	10-12
2001-02	1-1-0	1-1-0	2-2-0	6-10
TOTALS	36-23-6	22-30-11	58-53-17	473-455

2002-03 SCHEDULE

Oct. 10 @ Pittsburgh - 7:30pm
Oct. 14 @ Toronto - 7:30pm
Dec. 10 Toronto - 7:30pm
Jan. 9 @ Pittsburgh - 7:30pm

OPPONENTS



2001-02 SEASON SERIES

2001-2002	GP	W	L	T	OTL	PTS	GF	GA	PPG	SHG	PEN	PIM
PITTSBURGH	4	2	2	0	0	4	6	10	0	0	14	37
TORONTO	4	2	2	0	0	4	10	6	1	0	15	39

at Pittsburgh 1-1-0-0
at Toronto 1-1-0-0

Oct. 27	Pittsburgh (Hedberg) 0	at TORONTO (JOSEPH) 4	WG - Sundin
Nov. 1	Toronto (Joseph) 1	at PITTSBURGH (HEDBERG) 3	WG - Hrdina
Dec. 4	PITTSBURGH (HEDBERG) 1	at Toronto (Joseph) 0	WG - Lang
Apr. 12	TORONTO (JOSEPH) 5	at Pittsburgh (Hedberg) 2	WG - Ponikarovsky

GOALS AND SHOTS BY PERIOD	1ST	2ND	3RD	OT	TOTAL
PITTSBURGH	1-25	3-37	2-31	0	6-93
TORONTO	5-35	2-33	3-39	0	10-107

GOALTENDERS	GP	MP	GF	GA	ENG	SO	GAA	SH	SV%	W-L-T
Hedberg	4	240:00	6	10	0	1	2.50	107	.907	2-2-0
PITTSBURGH TOTALS	4	240:00	6	10	0	1	2.50	107	.907	2-2-0
Joseph	4	239:03	10	6	0	1	1.51	93	.935	2-2-0
TORONTO TOTALS	4	240:00	10	6	0	1	1.50	93	.935	2-2-0

POWER-PLAY GOALS: PITTSBURGH [0 for 11]
TORONTO [1 for 10] - Green

PITTSBURGH	GP	G	A	PTS	PIM	SH	+/-	TORONTO	GP	G	A	PTS	PIM	SH	+/-
Lang	3	2	1	3	0	7	E	Tucker	4	2	3	5	0	4	+2
Marozov	3	0	3	3	0	2	+2	Sundin	4	2	1	3	2	7	+3
Kovalev	2	1	1	2	2	7	+2	Domi	4	1	1	2	12	5	+1
Hrdina	4	1	1	2	2	5	+1	Green	4	1	1	2	5	3	E
Petersen	4	0	2	2	0	7	-1	Mogilny	4	1	1	2	0	10	E
Richer	3	1	0	1	0	6	+1	Hoglund	4	0	2	2	0	10	+2
LaCouture	4	1	0	1	5	3	-3	Ponikarovsky	1	1	0	1	0	1	+1
Pushar	1	0	1	1	0	2	-1	Roberts	3	1	0	1	0	3	-1
Jakopin	2	0	1	1	0	0	E	Yushkevich	3	1	0	1	2	5	2
Beech	4	0	1	1	0	5	E	Eriksson	2	0	1	1	0	5	+1
Berry	1	0	0	0	0	2	-3	Lumme	2	0	1	1	0	4	+3
Kostopoulos	1	0	0	0	0	0	-1	Reichel	3	0	1	1	2	7	-1
Lemieux	1	0	0	0	0	0	-1	Carson	4	0	1	1	2	9	+3
Nieminen	1	0	0	0	0	1	-1	McCabe	4	0	1	1	4	8	+3
Robitaille	1	0	0	0	2	3	+1	Healey	1	0	0	0	0	2	-1
Straka	1	0	0	0	0	1	-1	Pilar	1	0	0	0	2	1	-2
Tilbetts	1	0	0	0	0	2	E	Antropov	2	0	0	0	0	2	E
Toms	1	0	0	0	0	0	-2	Cross	2	0	0	0	2	0	-1
Jonsson	2	0	0	0	0	2	E	Kaberle	2	0	0	0	0	2	-1
Stevens	2	0	0	0	2	2	E	Manson	2	0	0	0	0	0	+1
Wilson	2	0	0	0	0	4	-4	Valk	2	0	0	0	0	0	E
Kasparaitis	3	0	0	0	5	2	+1	Belak	3	0	0	0	4	5	-2
Melichar	3	0	0	0	4	2	E	Renberg	3	0	0	0	0	7	+1
Moran	3	0	0	0	2	4	+2	Berg	4	0	0	0	2	3	+1
Primeau	3	0	0	0	2	2	E	Joseph	4	0	0	0	0	0	0
Ference	4	0	0	0	2	8	-1	McCauley	4	0	0	0	0	4	-1
Hedberg	4	0	0	0	0	0	0								
Kraff	4	0	0	0	0	4	-4								
Oliwa	4	0	0	0	5	4	-2								
Rozsival	4	0	0	0	2	6	E								
Bench					2										
TOTALS	4	6	11	17	37	93		TOTALS	4	10	14	24	39	107	



OPPONENTS

VANCOUVER CANUCKS



MARKUS NASLUND

All-Time NHL Record:

936-1220-368-18

Stanley Cup Titles:

None

Founded:

1970

Location:

800 Griffiths Way,
Vancouver, BC V6R 6G1

General Office Phone:

(604) 899-4600

Arena (Capacity):

General Motors Place (18,422)

President & General Manager:

Brian Burke

Head Coach:

Marc Crawford

Coach's NHL Record (Seasons):

281-216-82 (8)

Assistant Coaches:

Jack McIlhargey, Mike Johnston

Website:

www.canucks.com

PENGUINS vs. CANUCKS

2001-2002 Record: 42-30-7-3; Second place, Northwest Division, tied for 13th overall

2002 Playoff Record:

Lost to Colorado, 4-2, WCQF

2001-2002 Top Scorer:

Markus Naslund (40-50-90)

All-time Vancouver scorer vs. Pittsburgh:

Don Lever (33gp, 17-17-34)

All-time Pittsburgh scorer vs. Vancouver:

Mario Lemieux (27gp, 26-34-60)

Longest Vancouver win streak vs. Pittsburgh:

2, 6 times, last time - Nov. 21, 2001-Jan. 15, 2002

Longest Pittsburgh win streak vs. Vancouver:

9, Mar. 5, 1991-Feb. 27, 1996

Longest Vancouver undefeated streak vs. Pittsburgh:

4, Nov. 26, 1980-Mar. 17, 1981 (3-0-1)

Longest Pittsburgh undefeated streak vs. Vancouver:

9, Mar. 5, 1991-Feb. 27, 1996 (9-0-0)

Last Vancouver win at home:

Jan. 15, 2002 (5-2) (0-0-0 since last win)

Last Pittsburgh win at home:

Feb. 14, 2000 (3-0) (0-1-0 since last win)

Last Vancouver win at Pittsburgh:

Nov. 21, 2001 (4-1) (0-0-0 since last win)

Last Pittsburgh win at Vancouver:

Nov. 3, 2000 (4-2) (0-1-0 since last win)

Most goals by Vancouver vs. Pittsburgh:

10, Dec. 19, 1980 (V, 10-4)

Most goals by Pittsburgh vs. Vancouver:

9, Oct. 6, 1976 (P, 9-5); Mar. 13, 1979 (P, 9-3);

Feb. 15, 1986 (P, 9-4)

Most goals by both teams:

14, four times, last time - Feb. 29, 1984 (V, 9-5)

Last Vancouver shutout vs. Pittsburgh:

Feb. 17, 1988 (5-0) - Kirk McLean

Last Pittsburgh shutout vs. Vancouver:

Feb. 14, 2000 (3-0) - Jean-Sebastien Aubin

Last Vancouver hat-trick vs. Pittsburgh:

Jan. 7, 1989 - Tony Tantl

Last Pittsburgh hat-trick vs. Vancouver:

Jan. 23, 1987 - Mario Lemieux

Last Pittsburgh trade with Vancouver:

Mar. 20, 1996, Alek Stojanov to Pittsburgh for Markus Naslund

Overtime record vs. Pittsburgh: 0-3-4

YEAR BY YEAR

YEAR	PIT.	ROAD	TOTAL	GF/GA
1970-71	3-0-0	1-1-1	4-1-1	24-15
1971-72	2-1-0	2-1-0	4-2-0	21-20
1972-73	2-1-0	1-1-0	3-2-0	18-14
1973-74	2-0-0	2-1-0	4-1-0	27-16
1974-75	2-0-0	1-1-0	3-1-0	18-15
1975-76	1-0-1	1-1-0	2-1-1	16-15
1976-77	1-0-1	1-1-0	2-1-1	16-10
1977-78	1-1-0	0-1-1	1-2-1	16-16
1978-79	1-1-0	2-0-0	3-1-0	24-16
1979-80	1-0-1	1-1-0	2-1-1	13-12
1980-81	0-1-1	0-2-0	0-3-1	13-23
1981-82	1-0-0	1-0-1	2-0-1	13-10
1982-83	1-1-0	0-1-0	1-2-0	10-17
1983-84	0-1-0	1-1-0	1-2-0	12-14
1984-85	2-0-0	0-1-0	2-1-0	17-14
1985-86	1-0-0	1-1-0	2-1-0	18-11
1986-87	0-0-2	1-0-0	1-0-2	11-5
1987-88	1-0-0	0-2-0	1-2-0	10-14
1988-89	1-1-0	1-0-0	2-1-0	14-12
1989-90	1-0-0	0-2-0	1-2-0	10-13
1990-91	1-0-1	0-1-0	1-1-1	9-7
1991-92	1-0-0	1-0-0	2-0-0	11-6
1992-93	1-0-0	1-0-0	2-0-0	10-3
1993-94	1-0-0	1-0-0	2-0-0	8-5
1994-95	Did Not Play			
1995-96	1-0-0	1-0-0	2-0-0	15-9
1996-97	1-0-0	0-1-0	1-1-0	7-6
1997-98	1-0-0	1-0-0	2-0-0	10-8
1998-99	1-0-0	0-0-1	1-0-1	8-7
1999-00	1-0-0	0-0-0	1-0-0	3-0
2000-01	0-0-0	1-0-0	1-0-0	4-2
2001-02	0-1-0	0-1-0	0-2-0	3-9
TOTALS	33-9-7	23-22-4	56-31-11	409-344

2002-03 SCHEDULE

Feb. 4 @ Pittsburgh - 7:30pm

OPPONENTS



2001-02 SEASON SERIES

2001-2002	GP	W	L	T	OTL	PIS	GF	GA	PPG	SHG	PEN	PIM
PITTSBURGH	2	0	2	0	0	0	3	9	2	0	10	20
VANCOUVER	2	2	0	0	0	4	9	3	2	0	14	28

at Pittsburgh 0-1-0-0
at Vancouver 0-1-0-0

Nov. 21 VANCOUVER (SKUDRA) 4 at Pittsburgh (Hedberg) 1 WG - Bertuzzi
Jan. 15 Pittsburgh (Hedberg) 2 at VANCOUVER (CLOUTIER) 5 WG - Chubarov

GOALS AND SHOTS BY PERIOD	1ST	2ND	3RD	OT	TOTAL
PITTSBURGH	0-16	2-21	1-14	0	3-51
VANCOUVER	5-19	2-9	2-13	0	9-41

GOALTENDERS	GP	MP	GF	GA	ENG	SO	GAA	SH	SV%	W-L-T
Hedberg	2	119:56	3	9	0	0	4.50	41	.780	0-2-0
PITTSBURGH TOTALS	2	120:00	3	9	0	0	4.50	41	.780	0-2-0
Skudra	1	60:00	4	1	0	0	1.00	28	.964	1-0-0
Cloutier	1	60:00	5	2	0	0	2.00	23	.913	1-0-0
VANCOUVER TOTALS	2	120:00	9	3	0	0	1.50	51	.941	2-0-0

POWER-PLAY GOALS:


PITTSBURGH [2 for 13] - Hrdina, Lemieux
VANCOUVER [2 for 9] - Bertuzzi, Ohlund

PITTSBURGH	GP	G	A	PTS	PIM	SH	+/-	VANCOUVER	GP	G	A	PTS	PIM	SH	+/-
Lang	2	0	2	2	2	0	-3	Linden	2	1	3	4	0	3	+3
Lemieux	1	1	0	1	0	2	-1	Naslund	2	2	1	3	2	10	+2
Hrdina	2	1	0	1	0	7	-1	Kurtz	1	1	1	2	0	1	+2
Kraff	2	1	0	1	0	2	E	Bertuzzi	2	1	1	2	0	3	E
Kovalev	2	0	1	1	2	4	-3	D. Sedin	2	1	1	2	4	2	+2
Morozov	2	0	1	1	0	2	-1	Lefowski	1	0	2	2	0	1	+2
Jonsson	1	0	0	0	0	0	-1	Chubarov	2	1	0	1	0	3	+2
Laukkanen	1	0	0	0	2	3	-1	Cooke	1	1	0	1	0	1	+2
Meloche	1	0	0	0	2	0	+1	Ohlund	2	1	0	1	0	4	+3
Primeau	1	0	0	0	0	2	E	Helmer	1	0	1	1	0	0	E
Robitaille	1	0	0	0	0	0	E	Pederson	1	0	1	1	4	0	+1
Stevens	1	0	0	0	2	2	-1	Ruutu	1	0	1	1	0	0	+1
Tibbetts	1	0	0	0	2	2	-1	Vasilevs	1	0	1	1	0	0	+1
Beech	2	0	0	0	0	6	-3	Lachance	2	0	1	1	2	0	+2
Ference	2	0	0	0	0	1	-3	H. Sedin	2	0	1	1	2	1	+1
Hedberg	2	0	0	0	0	0	0	Sopel	2	0	1	1	0	4	+4
Kasparaitis	2	0	0	0	2	0	-3	Cassels	1	0	0	0	6	1	-1
LaCouture	2	0	0	0	0	6	-3	Cloutier	1	0	0	0	0	0	0
Metichar	2	0	0	0	2	1	-1	Druken	1	0	0	0	0	2	E
Moran	2	0	0	0	2	2	-2	Hlavac	1	0	0	0	0	0	E
Petersen	2	0	0	0	0	3	+1	Klaff	1	0	0	0	2	0	+1
Richer	2	0	0	0	0	3	-2	Lebb	1	0	0	0	0	0	+1
Rozsival	2	0	0	0	0	3	-2	Skudra	1	0	0	0	0	0	0
Bench					2			Baron	2	0	0	0	2	0	E
								Jovanovski	2	0	0	0	4	3	+1
								Morrison	2	0	0	0	0	2	E
TOTALS	2	3	4	7	20	51		TOTALS	2	9	16	25	28	41	



OPPONENTS

WASHINGTON CAPITALS



JAROMIR JAGR

All-Time NHL Record:
949-988-285-8

Stanley Cup Titles:
None

Founded:
1974

Location:
401 9th Street NW, Suite 750,
Washington D.C. 20004

General Office Phone:
(202) 266-2200

Arena (Capacity):
MCI Center (18,762)

Owner, President & Governor:
Dick Patrick

General Manager:
George McPhee

Head Coach:
Bruce Cassidy

Coach's NHL Record (Seasons):
First Season

Assistant Coaches:
Glen Hartton, Randy Carlyle

Website:
www.washingtoncaps.com

PENGUINS vs. CAPITALS

2001-2002 Record: 36-33-11-2; Second place, Southeast Division, 19th overall

2002 Playoff Record: Did not qualify

2001-2002 Top Scorer: Jaromir Jagr (31-48-79)

All-time Washington scorer vs. Pittsburgh:
Mike Gartner (60gp, 39-36-75)

All-time Pittsburgh scorer vs. Washington:
Mario Lemieux (58gp, 49-49-98)

Longest Washington win streak vs. Pittsburgh:
9, Dec. 2, 1984-Nov. 20, 1985

Longest Pittsburgh win streak vs. Washington:
7, Feb. 2, 1988-Nov. 30, 1988

Longest Washington undefeated streak vs. Pittsburgh:
16, Oct. 25, 1983-Nov. 20, 1985 (15-0-1)

Longest Pittsburgh undefeated streak vs. Washington:
7, Feb. 2, 1988-Nov. 20, 1985 (7-0-0)

Last Washington win at home:
Mar. 3, 2001 (4-3) (0-0-2 since last win)

Last Pittsburgh win at home:
Mar. 24, 2002 (6-2) (0-0-0 since last win)

Last Washington win at Pittsburgh:
Mar. 7, 2001 (4-3) (0-2-0 since last win)

Last Pittsburgh win at Washington:
Jan. 8, 2001 (5-3) (0-1-2 since last win)

Most goals by Washington vs. Pittsburgh:
9, Mar. 1, 1984 (W, 9-1); Dec. 2, 1984 (W, 9-1)

Most goals by Pittsburgh vs. Washington:
12, Mar. 15, 1975 (P, 12-1)

Most goals by both teams:
15, Oct. 11, 1988 (P, 8-7)

Last Washington shutout vs. Pittsburgh:
Oct. 29, 1991 (8-0) - Don Beaupre

Last Pittsburgh shutout vs. Washington:
Dec. 9, 1999 (3-0) - Jean-Sebastien Aubin

Last Washington hat-trick vs. Pittsburgh:
Nov. 1, 1996 - Joe Juneau

Last Pittsburgh hat-trick vs. Washington:
Jan. 8, 2001 - Martin Straka

Last Pittsburgh trade with Washington:
July 11, 2001, Kris Beech, Ross Lupaschuk and Michal Sivek to Pittsburgh for Jaromir Jagr and Frantisek Kucera

Overtime record vs. Pittsburgh: 3-6-9

YEAR BY YEAR

YEAR	PIT.	ROAD	TOTAL	GF/GA
1974-75	3-0-0	2-1-0	5-1-0	36-13
1975-76	2-1-0	2-0-1	4-1-1	36-23
1976-77	1-2-0	0-2-1	1-4-1	16-22
1977-78	0-2-1	1-2-0	1-4-1	15-20
1978-79	2-1-1	2-2-0	4-3-1	32-28
1979-80	2-0-0	1-1-0	3-1-0	16-10
1980-81	0-1-1	2-0-0	2-1-1	18-14
1981-82	2-1-1	3-1-0	5-2-1	40-33
1982-83	1-2-0	0-3-1	1-5-1	23-36
1983-84	0-4-0	1-2-0	1-6-0	12-28
1984-85	0-2-1	0-4-0	0-6-1	20-44
1985-86	1-3-0	0-3-0	1-6-0	22-27
1986-87	3-0-0	1-3-0	4-3-0	30-26
1987-88	3-0-1	2-1-0	5-1-1	32-23
1988-89	2-1-0	2-2-0	4-3-0	31-35
1989-90	3-1-0	2-1-0	5-2-0	34-28
1990-91	2-1-0	2-1-1	4-2-1	29-26
1991-92	1-2-0	1-3-0	2-5-0	21-35
1992-93	3-0-0	2-1-1	5-1-1	32-22
1993-94	1-1-0	0-1-1	1-2-1	14-18
1994-95	1-1-0	1-1-0	2-2-0	10-11
1995-96	2-0-0	1-1-0	3-1-0	12-8
1996-97	2-0-0	1-1-0	3-1-0	14-11
1997-98	0-1-1	1-0-1	1-1-2	9-9
1998-99	2-0-0	0-2-0	2-2-0	17-12
1999-00	2-0-0	1-1-0	3-1-0	12-8
2000-01	1-1-0	1-1-0	2-2-0	14-13
2001-02	2-0-0	0-0-2	2-0-2	16-11
TOTALS	44-28-7	32-41-9	76-69-16	613-594

2002-03 SCHEDULE

Oct. 28 @ Pittsburgh - 7:30pm
 Dec. 3 @ Pittsburgh - 7:30pm
 Jan. 30 @ Washington - 7:00pm
 Apr. 5 @ Washington - 7:00pm

OPPONENTS



2001-02 SEASON SERIES

2001-2002	GP	W	L	T	OTL	PTS	GF	GA	PPG	SHG	PEN	PIM
PITTSBURGH	4	2	0	2	0	6	16	11	1	1	40	124
WASHINGTON	4	0	2	2	0	2	11	16	4	0	32	89

at Pittsburgh 2-0-0-0
at Washington 0-0-2-0

Dec. 11	Pittsburgh (Hedberg) 2	at Washington (Kolzig) 2	TG - Simon
Dec. 21	Washington (Kolzig/BILLINGTON) 3	at PITTSBURGH (HEDBERG) 4	WG - Hrdina
Dec. 22	Pittsburgh (Hedberg) 4	at Washington (Kolzig) 4	TG - Bondra
Mar. 24	Washington (KOLZIG/Billington) 2	at PITTSBURGH (HEDBERG) 6	WG - Rozsival

GOALS AND SHOTS BY PERIOD	1ST	2ND	3RD	OT	TOTAL
PITTSBURGH	4-31	10-44	2-31	0-6	16-112
WASHINGTON	0-35	5-32	6-43	0-1	11-111

GOALTENDERS	GP	MP	GF	GA	ENG	SO	GAA	SH	SV%	W-L-T
Hedberg	4	249:08	16	11	0	0	2.65	111	.901	2-0-2
PITTSBURGH TOTALS	4	250:00	16	11	0	0	2.64	111	.901	2-0-2
Billington	2	39:22	3	2	0	0	3.04	11	.818	0-1-0
Kolzig	4	208:36	8	14	0	0	4.03	101	.861	0-1-2
WASHINGTON TOTALS	4	250:00	11	16	0	0	3.84	112	.857	0-2-2

POWER-PLAY GOALS: PITTSBURGH (1 for 16) - Hrdina
WASHINGTON (4 for 22) - Bondra (2), Gonchar, Metropolit

SHORT-HANDED GOALS: PITTSBURGH (1) - Petersen

PITTSBURGH	GP	G	A	PTS	PIM	SH	+/-	WASHINGTON	GP	G	A	PTS	PIM	SH	+/-
Kovalev	4	2	5	7	20	19	+4	Bondra	4	3	5	8	6	33	-1
Hrdina	4	3	3	6	4	6	+1	Oates	3	1	3	4	0	6	E
Robitaille	1	1	2	3	2	2	+1	Jagr	4	1	3	4	4	10	-5
Lang	3	1	2	3	0	9	+2	Simon	4	3	0	3	15	7	-1
Richer	3	1	2	3	0	9	+3	Gonchar	3	1	1	2	4	6	2
Rozsival	4	1	2	3	11	10	+4	Metropolit	3	0	2	2	0	4	-4
Petersen	4	2	0	2	0	5	+3	Nikolishin	4	0	2	2	4	3	-3
Morozov	2	1	1	2	2	5	E	Dahlen	2	1	0	1	0	8	-1
Kasparaitis	3	1	1	2	6	2	+2	Klee	4	1	0	1	0	4	-4
Beech	4	1	1	2	2	7	+1	Halpern	3	0	1	1	0	5	E
Ference	4	1	1	2	6	8	+4	Khrstlich	4	0	1	1	0	2	-1
Jakopin	3	0	2	2	0	1	+2	Kucera	4	0	1	1	0	6	-4
Primeau	3	0	2	2	2	2	+2	Witt	4	0	1	1	16	1	-2
LaCouture	4	1	0	1	5	5	E	Boileau	1	0	0	0	0	0	-1
Donovan	1	0	1	1	2	1	+1	Forbes	1	0	0	0	0	0	E
Nieminen	1	0	1	1	0	0	+2	Forlin	1	0	0	0	2	1	-2
Jonsson	2	0	1	1	2	1	-1	Konowalchuk	1	0	0	0	4	0	-1
Melichar	3	0	1	1	0	3	+2	Zettler	1	0	0	0	2	1	E
Berry	1	0	0	0	0	1	+1	Billington	2	0	0	0	0	0	0
Moran	1	0	0	0	4	3	+1	Whitfield	2	0	0	0	0	0	E
Pushor	1	0	0	0	2	0	+1	Zubrus	2	0	0	0	0	2	-4
Toms	1	0	0	0	0	0	+1	Cote	3	0	0	0	2	1	-5
Laukkanen	2	0	0	0	0	1	+2	Peat	3	0	0	0	5	0	-1
Stevens	2	0	0	0	0	1	E	Reekie	3	0	0	0	2	3	-1
Tibbetts	3	0	0	0	14	4	E	Kolzig	4	0	0	0	2	0	0
Hedberg	4	0	0	0	6	0		Pettinger	4	0	0	0	5	5	-1
Kraft	4	0	0	0	0	5	E	Sacco	4	0	0	0	16	3	E
Oliwa	4	0	0	0	34	2	+1								
TOTALS	4	16	28	44	124	112		TOTALS	4	11	20	31	89	111	



OPPONENTS

ALL-TIME LEADERS AGAINST PITTSBURGH

#	PLAYERS	TEAM(S)	GP	G	A	PTS	PIM	PP	SH	GW
1	GRETZKY, Wayne	Edm., LA, St.L., NYR	57	44	80	124	14	7	3	8
2	CLARKE, Bobby	Phi.	76	44	64	108	67	9	6	6
3	TROTTIER, Bryan	NYI	82	47	58	105	58	18	2	5
4	MESSIER, Mark*	Edm., NYR, Van.	75	35	69	104	140	11	2	3
5	DIONNE, Marcel	Det., LA, NYR	82	41	62	103	40	8	2	4
6	LAFLEUR, Guy	Mil., NYR, Que.	73	47	55	102	25	12	2	10
7	GARTNER, Mike	Wsh., Min., NYR, Tor., Pho.	94	56	45	101	110	22	2	6
8	PARK, Brad	NYR, Bos., Det.	64	31	59	90	90	15	2	6
9	PERREAU, Gilbert	Buf.	69	39	51	90	16	11	0	10
10	LEETCH, Brian*	NYR	66	17	68	85	41	10	2	1
11	BOURQUE, Roy	Bos., Col	74	21	64	85	63	8	3	3
12	ESPOSITO, Phil	Bos., NYR	65	40	44	84	54	16	1	8
13	SITTLER, Darryl	Tor., Phi., Det.	71	37	46	83	69	10	0	6
14	MULLER, Kirk*	NJ, Mil., NYI, Tor., Fla., Dal	79	28	53	81	120	16	0	4
15	OATES, Adam*	Stl, Det, Bos, Wsh, Phi	59	20	58	78	12	6	0	2
16	RATELLE, Jean	NYR, Bos.	67	31	46	77	12	6	0	5
17	RIDLEY, Mike	NYR, Wsh., Van.	62	33	43	76	37	14	0	3
18	LAFONTAINE, Pat	NYI, Buf., NYR	67	37	39	76	30	17	1	3
19	BOSSY, Mike	NYI	53	42	31	73	12	17	0	9
20	STATSNY, Peter	Que., NJ	51	32	40	72	33	14	1	3
21	PROPP, Brian	Phi., Min., Hfd.	73	27	45	72	91	7	1	2
22	POTVIN, Denis	NYI	74	11	61	72	117	8	0	2
23	MIKITA, Stan	Chi.	52	32	39	71	51	5	1	6
24	BUCYK, John	Bos.	54	15	56	71	6	3	0	2
25	GORING, Butch	LA, NYI	80	34	37	71	12	9	6	3

GAMES PLAYED		GOALS		ASSISTS		PENALTY MINUTES					
1	S. Stevens*	109	1	M. Gartner	56	1	W. Gretzky	80	1	S. Stevens*	282
2	M. Gartner	94	2	B. Trottier	47	2	M. Messier*	69	2	D. Hunter	252
3	D. Hunter	83		G. Lafleur	47	3	R. Bourque	64	3	R. Tocchet*	238
4	B. Trottier	82	4	B. Clarke	44		B. Clarke	64	4	C. Nilan	195
	M. Dionne	82		W. Gretzky	44	5	M. Dianne	62	5	K. Daneyko*	191

#	GOALTENDER	TEAM(S)	GP	MP	GA	GAA	SO	W-L-T
1	WAKELY, Ernie	St. L	11	595	17	1.71	5	7-2-1
2	GRAHAME, John*	Bos	5	305	9	1.77	0	4-0-1
3	GAMBLE, Bruce	Phi., Tor.	15	882	27	1.84	5	7-3-3
4	PARENT, Bernie	Tor., Phi.	36	2160	71	1.97	10	21-9-6
5	THEODORE, Jose*	Mil	10	600	21	2.10	2	7-3-0
6	EDWARDS, Roy	Det.	17	992	35	2.11	1	10-3-4
7	HALL, Glenn	St.L.	11	660	24	2.18	1	5-2-3
8	DAFOE, Byron*	LA, Bos	15	766	28	2.19	1	7-4-2
9	SHIELDS, Steve*	Buf, S.J, Ana	7	389	15	2.31	0	3-1-2
10	CLOUTIER, Dan*	NYR, TB, Van	6	364	14	2.31	0	4-1-1
11	GIACOMIN, Ed	NYR, Det.	32	1900	74	2.33	7	20-7-4
12	VOKOUN, Tomas*	Nsh	5	308	12	2.34	1	1-3-1
13	CROZIER, Roger	Buf.	20	1055	42	2.39	1	10-1-6
14	RIGGIN, Pat	Ail., Cgy., Wsh., Bos.	14	840	34	2.43	2	9-2-3
15	PLANTE, Jacques	St. L	20	1107	45	2.44	1	10-6-3
16	CAREY, Jim	Wsh., Bos.	10	604	25	2.48	0	3-6-1
17	ROY, Patrick*	Mil., Col.	38	2237	93	2.49	0	23-8-6
18	CHEEVERS, Gerry	Bos.	25	1480	62	2.51	3	15-5-5
19	ESPOSITO, Tony	Chi.	48	2880	124	2.58	5	30-11-6
20	DRYDEN, Ken	Mil.	21	1215	53	2.62	1	15-3-2

(Minimum 300 Minutes Played)

GAMES PLAYED		WINS		SHUTOUTS		SAVE PERCENTAGE					
1	R. Vachon	64	1	R. Vachon	34	1	B. Parent	10	1	E. Wakely	.937
2	J. Vanbiesbrouck	63	2	T. Esposito	30	2	R. Vachon	7	2	B. Parent	.935
3	T. Esposito	48	3	J. Vanbiesbrouck	27		E. Giacomini	7	3	B. Gamble	.933
4	B. Smith	44	4	P. Roy*	23	4	B. Gamble	5	4	G. Hall	.927
5	S. Burke*	41		K. Hrudey	22		C. Maniogo	5	5	J. Plante	.922
	R. Hextall	41					T. Esposito	5			
							E. Wakely	5			

* = Active Player

OPPONENTS



ACTIVE LEADERS AGAINST PITTSBURGH

#	PLAYERS	TEAM(S)	GP	G	A	PTS
1	Mark Messier	Edm, NYR, Van	75	35	69	104
2	Brian Leetch	NYR	66	17	68	85
3	Kirk Muller	NJ, Mtl, NYI, Tor, FL, Dal	79	28	53	81
4	Adam Oates	Det, StL, Bos, Wsh, Phi	59	20	58	78
5	Scott Stevens	Wsh, StL, NJ	109	20	50	70
6	John MacLean	NJ, SJ, NYR, Dal	78	36	32	68
7	Pat Verbeek	NJ, Hfd, NYR, Dal	72	27	40	67
8	Rod Brind'Amour	StL, Phi, Car	54	24	41	65
9	Ron Francis	Hfd, Car	43	20	39	59
10	Joe Sakic	Que, Col	36	26	32	58
11	Mark Recchi	Mtl, Phi	53	20	38	58
12	Dave Andreychuk	Buf, Tor, NJ, Bos, Col, TB	56	24	29	53
13	Vincent Damphousse	Tor, Edm, Mtl, SJ	55	19	33	52
14	Claude Lemieux	Mtl, NJ, Col, Phx	56	23	28	51
15	Luc Robitaille	LA, NYR, Det	37	17	34	51
16	Doug Gilmour	StL, Cgy, Tor, NJ, Chi, Buf, Mtl	47	15	34	49
17	Mats Sundin	Que, Tor	35	25	23	48
18	Pefer Bondra	Wsh	53	20	27	47
19	Steve Yzerman	Det	39	16	31	47
20	James Patrick	NYR, Hfd, Cgy, Buf	76	8	39	47
21	Scott Mellanby	Phi, Edm, FL, StL	66	20	25	45
22	Pierre Turgeon	Buf, NYI, Mtl, StL, Dal	47	16	28	44
23	Rick Tocchet	Phi, LA, Bos, Wsh, Phx	63	23	18	41
24	Brett Hull	Cgy, StL, Dal, Det	27	18	23	41
25	Steve Thomas	Tor, Chi, NYI, NJ	48	18	23	41
26	Ray Ferraro	Hfd, NYI, LA, Atl, StL	55	17	24	41

<u>GAMES PLAYED</u>			<u>GOALS</u>			<u>ASSISTS</u>		
1	Scott Stevens	109	1	John MacLean	36	1	Mark Messier	69
2	Ken Daneyko	84	2	Mark Messier	35	2	Brian Leetch	68
3	Kirk Muller	79	3	Kirk Muller	28	3	Adam Oates	58
4	John MacLean	78	4	Pat Verbeek	27	4	Kirk Muller	53
5	James Patrick	76	5	Joe Sakic	26	5	Scott Stevens	50
6	Mark Messier	75	6	Mats Sundin	25	6	Rod Brind'Amour	41
7	Pat Verbeek	72	7	Rod Brind'Amour	24	7	Pat Verbeek	40
8	Brian Leetch	66	8	Dave Andreychuk	24	8	Ron Francis	39
	Scott Mellanby	66	9	Claude Lemieux	23		James Patrick	39
10	Rick Tocchet	63		Rick Tocchet	23	10	Mark Recchi	38



OPPONENTS

ACTIVE GOALTENDERS AGAINST PITTSBURGH

NAME	TEAM(S)	GP	MP	GA	SO	AVG	W-L-T
Barrasso, Tom	Buf., Car.	12	714	35	1	2.94	5-3-3
Belfour, Ed	Chi., Dal.	16	898	42	1	2.81	10-4-1
Bierk, Zac	TB	1	7	0	0	0.00	0-0-0
Billington, Craig	NJ, Ott., Bos., Col., Wsh	25	1259	80	1	3.81	6-11-2
Biron, Martin	Buf	8	414	23	0	3.33	1-6-1
Blackburn, Dan	NYR	2	125	3	0	1.44	1-1-0
Boucher, Brian	Phi	9	501	27	1	3.23	4-2-2
Brathwaite, Fred	Cgy	2	125	3	0	1.44	1-0-1
Brodeur, Martin	NJ	35	1881	87	3	2.78	15-13-4
Burke, Sean	NJ, Hfd, Car, Phi, Fla, Phx	41	2323	137	1	3.54	18-16-5
Cechmanek, Roman	Phi	6	296	13	0	2.64	3-2-0
Cloutier, Dan	NYR, TB, Van	6	364	14	0	2.31	4-1-1
Cousineau, Marcel	Tor.	1	60	6	0	6.00	0-1-0
Dafoe, Byron	LA, Bos.	15	766	28	1	2.19	7-4-2
Damphousse, J. F.	NJ	1	25	2	0	4.80	0-0-0
DiPietro, Rick	NYI	1	60	6	0	6.00	0-1-0
Dunham, Mike	NJ, Nsh	5	210	5	0	1.43	3-0-0
Esche, Robert	Phx	2	91	4	0	2.64	0-1-0
Essensa, Bob	Wpg., Edm., Van	13	747	35	1	2.81	4-6-1
Fankhauser, Scott	Atl	2	124	6	0	2.90	0-2-0
Fernandez, Manny	Min	2	120	4	0	2.00	1-1-0
Fichaud, Eric	NYI	4	209	13	0	3.73	0-3-0
Fiset, Stephane	Que., Col., LA	13	691	53	0	4.60	3-6-3
Flaherty, Wade	NYI	3	120	6	0	3.00	1-1-0
Garner, Tyrone	Cgy	1	60	5	0	5.00	0-1-0
Giguere, Jean-Sebastien	Ana	1	60	2	0	2.00	1-0-0
Grahame, John	Bos	5	305	9	0	1.77	4-0-1
Hackett, Jeff	NYI, SJ, Chi., Mtl	14	795	39	1	2.94	5-6-3
Healy, Glenn	LA, NYI, NYR, Tor.	17	909	67	0	4.42	3-9-2
Hirsch, Corey	NYR, Van.	3	161	12	0	4.47	1-2-0
Hnlicka, Milan	NYR, Atl	6	294	19	0	3.88	0-4-0
Holmqvist, Johan	NYR	1	60	4	0	4.00	0-1-0
Hurme, Jani	Ott	4	244	12	0	2.95	1-2-1
Irbe, Arturs	SJ, Dal., Car	21	1212	67	0	3.32	8-7-5
Johnson, Brent	St.L	3	183	6	0	1.97	2-1-0
Joseph, Curtis	St.L., Edm., Tor	25	1429	70	1	2.94	11-12-2
Khabibulin, Nikolai	Wpg., Phx., TB	12	639	33	0	3.10	4-6-2
Kidd, Trevor	Cgy., Car., Fla	12	730	38	0	3.12	4-6-2
Koltzig, Olaf	Wsh.	25	1444	79	0	3.28	8-12-4
Labbe, Jean-Francois	Cib	1	60	2	0	2.00	1-0-0
Labarbera, Jason	NYR	1	10	0	0	0.00	0-0-0
Lalime, Patrick	Ott	8	449	18	1	2.41	4-3-1
Luongo, Roberto	NYI, Fla	8	490	34	1	4.16	1-6-1
Maracle, Norm	Atl	2	119	9	0	4.51	0-2-0
McLennan, Jamie	St. L, Min	2	113	4	0	2.12	1-1-0
Mass, Tyler	Cgy.	1	60	3	0	3.00	1-0-0
Nabokov, Evgeni	SJ	3	180	5	1	1.67	3-0-0
Nurminen, Pasi	Atl	1	59	3	0	3.05	0-1-0
Osgood, Chris	Det, NYI	13	754	40	1	3.18	4-8-1
Potvin, Felix	Tor, Van, LA	10	573	38	0	3.98	4-5-1
Rhodes, Damian	Tor., Ott., Atl	17	893	51	1	3.43	4-9-4
Richier, Mike	NYR	39	2214	126	1	3.41	13-20-4
Rolason, Dwayne	Cgy, Buf	2	105	4	0	2.29	0-1-0
Roy, Patrick	Mtl., Col.	38	2237	93	0	2.49	23-8-6
Salo, Tommy	NYI, Edm	14	809	36	0	2.67	6-7-1
Schwab, Corey	TB	5	218	14	0	3.85	1-3-0
Shields, Steve	Buf., SJ, Ana	7	389	15	0	2.31	3-1-2
Skudra, Peter	Bos, Van	3	180	4	0	1.33	3-0-0
Snow, Garth	Phi., Van, NYI	9	435	27	0	3.72	2-4-2
Stor, Jamie	LA	5	305	15	1	2.95	3-1-1
Tabaracci, Rick	Wpg., Wsh., Cgy., TB	7	280	19	0	4.07	1-3-0
Tallas, Robbie	Bos.	4	204	13	0	3.82	0-3-0
Terreri, Chris	NJ, SJ, Chi, NYI	33	1718	93	0	3.25	13-15-1
Theodore, Jose	Mtl.	10	600	21	2	2.10	7-3-0
Thibault, Jocelyn	Que., Col., Mtl., Chi	25	1340	70	2	3.13	10-7-5
Tugnuff, Ron	Que., Edm., Ott., Cib	18	1009	69	0	4.10	2-13-1
Turek, Roman	Dal, StL, Cgy	4	243	13	0	3.21	1-2-1
Valiquette, Stephen	NYI	1	28	2	0	4.29	0-0-0
Vernon, Mike	Cgy., Det., SJ, Fla	22	1214	75	0	3.71	10-9-1
Vokoun, Tomas	Nsh	5	308	12	1	2.34	1-3-1
Weekes, Kevin	NYI, TB	7	366	17	0	2.79	2-3-1

HISTORY





RECORD BY SEASON

OVERALL									
SEASON	GP	W	L	T	OTL	PTS	GF	GA	FINISHED
1967-68	74	27	34	13	--	67	195	216	5th, West
1968-69	76	20	45	11	--	51	189	252	5th, West
1969-70	76	26	38	12	--	64	182	238	2nd, West
1970-71	78	21	37	20	--	62	221	240	6th, West
1971-72	78	26	38	14	--	66	220	258	4th, West
1972-73	78	32	37	9	--	73	257	265	5th, West
1973-74	78	28	41	9	--	65	242	273	5th, West
1974-75	80	37	28	15	--	89	326	289	3rd, Norris
1975-76	80	35	33	12	--	82	339	303	3rd, Norris
1976-77	80	34	33	13	--	81	240	252	3rd, Norris
1977-78	80	25	37	18	--	68	254	321	4th, Norris
1978-79	80	36	31	13	--	85	281	279	2nd, Norris
1979-80	80	30	37	13	--	73	251	303	3rd, Norris
1980-81	80	30	37	13	--	73	302	345	3rd, Norris
1981-82	80	31	36	13	--	75	310	337	4th, Patrick
1982-83	80	18	53	9	--	45	257	394	6th, Patrick
1983-84	80	16	58	6	--	38	254	390	6th, Patrick
1984-85	80	24	51	5	--	53	276	385	6th, Patrick
1985-86	80	34	38	8	--	76	313	305	5th, Patrick
1986-87	80	30	38	12	--	72	297	290	5th, Patrick
1987-88	80	36	35	9	--	81	319	316	6th, Patrick
1988-89	80	40	33	7	--	87	347	349	2nd, Patrick
1989-90	80	32	40	8	--	72	318	359	5th, Patrick
1990-91	80	41	33	6	--	88	342	305	1st, Patrick
1991-92	80	39	32	9	--	87	343	308	3rd, Patrick
1992-93	84	56	21	7	--	119	367	268	1st, Patrick
1993-94	84	44	27	13	--	101	299	285	1st, Northeast
1994-95	48	29	16	3	--	61	181	158	2nd, Northeast
1995-96	82	49	29	4	--	102	362	284	1st, Northeast
1996-97	82	38	36	8	--	84	285	280	2nd, Northeast
1997-98	82	40	24	18	--	98	228	188	1st, Northeast
1998-99	82	38	30	14	--	90	242	225	3rd, Atlantic
1999-00	82	37	37	8	6	88	241	236	3rd, Atlantic
2000-01	82	42	28	9	3	96	281	256	3rd, Atlantic
2001-02	82	28	41	8	5	69	198	249	5th, Atlantic

RECORD BY SEASON



HOME (TOP)/ROAD (BOTTOM)

SEASON	GP	W	L	T	OTL	PTS
1967-68	37	15	12	10	--	40
1968-69	38	12	20	6	--	30
1969-70	38	17	13	8	--	42
1970-71	39	18	12	9	--	45
1971-72	39	18	15	6	--	42
1972-73	39	24	11	4	--	52
1973-74	39	15	18	6	--	36
1974-75	40	25	5	10	--	60
1975-76	40	23	11	6	--	52
1976-77	40	22	12	6	--	50
1977-78	40	16	15	9	--	41
1978-79	40	23	12	5	--	51
1979-80	40	20	13	7	--	47
1980-81	40	21	16	3	--	45
1981-82	40	21	11	8	--	50
1982-83	40	14	22	4	--	32
1983-84	40	7	29	4	--	18
1984-85	40	17	20	3	--	37
1985-86	40	20	15	5	--	45
1986-87	40	19	15	6	--	44
1987-88	40	22	12	6	--	50
1988-89	40	24	13	3	--	51
1989-90	40	22	15	3	--	47
1990-91	40	25	12	3	--	53
1991-92	40	21	13	6	--	48
1992-93	42	32	6	4	--	68
1993-94	42	25	9	8	--	58
1994-95	24	18	5	1	--	37
1995-96	41	32	9	0	--	64
1996-97	41	25	11	5	--	55
1997-98	41	21	10	10	--	52
1998-99	41	21	10	10	--	52
1999-00	41	23	11	7	0	53
2000-01	41	24	15	2	0	50
2001-02	41	16	20	4	1	37

SEASON	GP	W	L	T	RI	PTS
1967-68	37	12	22	3	--	27
1968-69	38	8	25	5	--	21
1969-70	38	9	25	4	--	22
1970-71	39	3	25	11	--	17
1971-72	39	8	23	8	--	24
1972-73	39	8	26	5	--	21
1973-74	39	13	23	3	--	29
1974-75	40	12	23	5	--	29
1975-76	40	12	22	6	--	30
1976-77	40	12	21	7	--	31
1977-78	40	9	22	9	--	27
1978-79	40	13	19	8	--	34
1979-80	40	10	24	6	--	26
1980-81	40	9	21	10	--	28
1981-82	40	10	25	5	--	25
1982-83	40	4	31	5	--	13
1983-84	40	9	29	2	--	20
1984-85	40	7	31	2	--	16
1985-86	40	14	23	3	--	31
1986-87	40	11	23	6	--	28
1987-88	40	14	23	3	--	31
1988-89	40	16	20	4	--	36
1989-90	40	10	25	5	--	25
1990-91	40	16	21	3	--	35
1991-92	40	18	19	3	--	39
1992-93	42	24	15	3	--	51
1993-94	42	19	18	5	--	43
1994-95	24	11	11	2	--	24
1995-96	41	17	20	4	--	38
1996-97	41	13	25	3	--	29
1997-98	41	19	14	8	--	46
1998-99	41	17	20	4	--	38
1999-00	41	14	26	1	6	35
2000-01	41	18	13	7	3	46
2001-02	41	12	21	4	4	32



PENGUINS HALL OF FAME

The Pittsburgh Penguins Hall of Fame was established in 1992 to honor members of the organization who have made a significant impact on the team - both on and off of the ice - since the team's inception in 1967.

Bob Johnson (1992)

Bob Johnson coached the Penguins to their first Stanley Cup Championship in 1990-91. An outstanding college coach and former head coach of the Calgary Flames, Johnson became head coach of the Penguins on June 12, 1990, and led the team to its first Patrick Division title with 88 points. The Penguins then went onto win the Patrick Division playoff title and the Wales Conference Trophy to earn the club's first trip to the Stanley Cup Finals. The Penguins claimed the Cup on May 25, 1991, with an 8-0 win at Minnesota. Johnson became only the second American-born coach to win the Cup. Just three months later, on November 26, 1991, Johnson passed away at his home in Colorado. Thanks in large part to Bob Johnson, it will always be a "Great Day for Hockey" in Pittsburgh.

Rick Kehoe (1992)

Acquired from Toronto on September 13, 1974, Kehoe played 11 seasons with the Penguins (1974-75 to 1984-85). A right wing, he scored a career-high 55 goals in the 1980-81 season. Only Mario Lemieux and Jaromir Jagr have tallied more goals in a single season with the team. With Pittsburgh, Kehoe led the team in goals and points on three occasions. He recorded 25 or more goals in nine of his 11 seasons, while hitting the 30-goal mark five times. With 636 regular season points as a Penguin, Kehoe ranks third in club history, trailing only Lemieux and Jagr. He also ranks fourth in games (722), fourth in goals (312), sixth in assists (324), fourth in power play goals (95) and fourth in hat tricks (8). He played in the NHL All-Star Game twice and won the Lady Byng Trophy in 1981.

Jean Pronovost (1992)

Jean Pronovost played 10 seasons with the Penguins from 1968-78 and played in more games than any other player in club history (753) with the exceptions of Mario Lemieux and Jaromir Jagr. A right wing, Pronovost was the first Penguins player to record 50 goals in a season, when he tallied 52 in 1975-76. He led the team in goals five times and points twice, and recorded 20-or-more goals in nine of his 10 seasons, while playing in 70 or more games in eight of those 10. Pronovost ranks third in club history with 316 goals, fifth in points (603), eighth in assists (287), fifth in power play goals (70) and third in game-winning goals (42). He represented the Penguins in the NHL All-Star Game on four occasions and served as team captain in 1977-78.

Syl Apps (1994)

Syl Apps was acquired from the New York Rangers with Sheldon Kannegiesser in January of 1971. He spent six full seasons and parts of two others with Pittsburgh, recording 151 goals, 349 assists and 500 points in 495 regular season games. Apps led the team in scoring three times, and ranked ninth on the Penguins career list in goals, fourth in assists, seventh in points, and fifth in short-handed goals entering the 2002-03 season. He led the Penguins in assists five times, including the 1975-76 season when he notched a career-high 99 points (32+67). He was also the MVP at the 1975 NHL All-Star Game in Montreal. For four seasons, Apps centered the famed "Century Line" that included right wing Jean Pronovost and left wing Lowell MacDonald. The trio combined for 203 points and 84 goals in 1972-73, 239 points and 107 goals in 1973-74, 214 points and 94 goals in 1974-75 and 276 points and 114 goals in 1975-76.

PENGUINS HALL OF FAME



Dave Burrows (1996)

Dave Burrows was one of the survivors of a dying breed - the defensive defenseman - and his perfection of the art made him one of the most popular players in Penguins history. The Penguins selected Burrows from the Chicago Blackhawks in the NHL Intra-League Draft in June of 1971. He played with the Penguins through the 1977-78 season, before being traded to Toronto for Randy Carlyle and George Ferguson in June of 1978. He was reacquired by Pittsburgh in November of 1980, and remained with the team through the 1981-82 season. Overall, he played in 724 games with Pittsburgh and Toronto, collecting 29 goals and 135 assists for 164 points. Burrows totaled just 377 penalty minutes in his career, along with just six in 29 playoff games. With the Penguins, he recorded 132 points (24+108) in 573 games and four points (1+3) in 20 post season contests. Burrows played in the 1974 and 1976 NHL All-Star Games and was chosen to play for Team Canada in 1976.

Edward J. DeBartolo (1996)

Edward J. DeBartolo bought one-third ownership in the Penguins in 1977, then purchased the team outright one year later. The brightest moment during his tenure was the team's first Stanley Cup Championship in 1991. With patience and perseverance, the DeBartolo franchise endured a streak of six consecutive seasons without a playoff berth before beginning to rebound in the late 1980s, coming within one game of the Conference Final in 1989. He was selected as the Vectors' Pittsburgh Man of the Year in 1983, was named Youngstown State's Distinguished Citizen in 1984 and was a 1985 recipient of the Ohio Governor's Award. In 1986, DeBartolo was among 80 people chosen to receive the Ellis Island Medal of Honor, presented to American citizens who have distinguished themselves and preserved the values of their heritage. DeBartolo passed away on December 19, 1994 at the age of 85.

Elaine Heufelder (1996)

Elaine Heufelder has served the Penguins and Mellon Arena for more than 35 years. She was the executive assistant for the Civic Arena's first building manager, Charles Strong, and worked for Paul Martha, Edward J. DeBartolo Sr., Roger Marino and now Mario Lemieux. Throughout her career, she has played a key role in the operation of the building and the team's front office.

Mario Lemieux (1999)

Lemieux is simply the greatest player in Penguins history, the club's all-time leading scorer and the captain of Pittsburgh's two Stanley Cup Championship teams in 1990-91 and 1991-92. Drafted first overall in 1984, Lemieux recorded 613 goals and 881 assists for 1,494 points in 745 games during his first 12 seasons. He won six NHL scoring championships, three MVP trophies, two Conn Smythe trophies as MVP of the playoffs, and the Calder Trophy as Rookie of the Year in 1984-85. He also became the only player in NHL history to average more than two points per game for his career. Lemieux then led an ownership group that brought the club out of bankruptcy in 1999. In December of 2000, he made the greatest comeback in sports history when he re-joined the team's lineup after a 3-year retirement. He currently serves the team as Chief Executive Officer as well as its star player.

Jack Riley (1999)

Jack Riley was here from the very beginning. The original general manager of the Penguins, Riley assembled the first team in franchise history in 1967 and served two stints as general manager - from 1967-70 and again from 1972-74. He also was team president from 1970-72. A respected figure throughout the hockey world, Jack still serves as a consultant for the American Hockey League. "Jack was the one to pave the way for our organization," said Lemieux, his Hall of Fame classmate. "He gave us the opportunity to have a successful franchise."



Joe Mullen (2000)

As a youngster, Joe Mullen laced up his roller skates at the corner parking lot in the Hell's Kitchen section of New York City. Years later he became the first American-born player to score 500 goals in the NHL. His 16-year NHL career is full of milestones including three Stanley Cup Championships. He was a member of the Calgary Flames first championship team in 1989 and both Penguins' championship teams in 1991 and 1992. He is currently the second leading American-born scorer in league history with 502 goals and 1,063 points in 1,062 career games. Since his retirement from play in 1997, Mullen has been honored with inductions into the Hockey Hall of Fame, the USA Hockey Hall of Fame, the Western PA Sports Hall of Fame and in the Boston College Hall of Fame.

Craig Patrick (2001)

In recognition of a lifetime of contributions to the sport on the local, national, and international levels, including his outstanding work with the Penguins since 1989, Patrick was elected to the Hockey Hall of Fame in 2001. Patrick has led the Penguins to two Stanley Cups, five division championships, one President's Trophy and 11 playoff berths in his 12 full seasons on the job. He was honored in 2000 with the Lester Patrick Award for his contributions to hockey in the United States. On the international level, Patrick served as an assistant coach and assistant GM of the 1980 U.S. Olympic team that performed the "Miracle On Ice," winning an improbable gold medal. He also was GM of the 1991 U.S. team at the Canada Cup and the 2002 U.S. Olympic team at Salt Lake City. Patrick played eight NHL seasons with five different teams, registering 72 goals and 163 points in 401 games before retiring from play in 1979. His 12 plus seasons with the Penguins represent the longest continuous stint as general manager in Penguins history.

Mike Lange (2001)

One of the most talented and unique broadcasters in professional sports, Mike Lange of Fox Sports Net Pittsburgh enters his 28th season of Penguins play-by-play. He has broadcast Penguins games throughout four decades, and his colorful style has made him a hit with hockey fans in Pittsburgh, the tri-state area and across North America. As evidence of his contributions to the sport, the Hockey Hall of Fame honored Lange with the Foster Hewitt award in November of 2001. Lange's relationship with the Penguins began in 1974-75, when he broke into the NHL as a radio play-by-play man. He left for one season but returned in 1976-77, and has been a staple of the club's broadcasts ever since. Lange worked radio exclusively until 1979, when games were simulcast on radio and TV. Now he is the primary television play-by-play broadcaster for the Penguins.

Anthony "A.T." Caggiano (2001)

A.T. Caggiano might not be a name that every Penguins fan recognizes, but he played an important role in the organization's first 33 seasons. A.T. worked in the Penguins locker room for more than three decades and was an indispensable part of the team's staff behind the scenes. Looking after the players' practice and game day needs and prepping the visitors' locker room, he was the first person in the office each morning and one of the last to leave after a game. Through 33 seasons, he never missed a Penguins home game. A.T. passed away in May of 2000 and, in his honor, the Penguins Booster Club renamed their annual award the A.T. Caggiano Memorial Award prior to the 2000-2001 campaign.

FORMER PENGUINS



PETER AHOLA D #6
Acquired from Los Angeles for Jeff Chychrun, Nov. 1992. Traded to San Jose for future considerations, Feb. 1993.

1992-93	GP	G	A	PTS	PIM
Reg. Season	22	0	1	1	14
Playoffs	--	--	--	--	--

BRAD AITKEN LW #17/35
Selected in the third round of Entry Draft (Sault Ste. Marie, OHL), June 1986. Traded to Edmonton Oilers for Kim Isell, March 1991.

1987-88/90-91	GP	G	A	PTS	PIM
Reg. Season	11	1	2	3	25
Playoffs	--	--	--	--	--

PETER ALLEN D #38
Signed as a free agent, Aug. 1995. Signed by San Jose as a free agent, Aug. 1997.

1995-96	GP	G	A	PTS	PIM
Reg. Season	8	0	0	0	8
Playoffs	--	--	--	--	--

RUSS ANDERSON D #7
Selected in the second round of Entry Draft (U. of Minnesota, WCHA), June 1975. Traded with an eighth round draft choice in the 1983 Entry Draft to Hartford for Rick MacLeish, December 1981.

1976-82	GP	G	A	PTS	PIM
Reg. Season	353	15	77	92	684
Playoffs	10	0	3	3	28

PAUL ANDREA RW #22
Acquired with Dunc McCallum and George Konik from the NY Rangers for Larry Jeffrey, June 1967. Drafted by Oakland in Intra-League Draft, June 1970.

1967-69	GP	G	A	PTS	PIM
Reg. Season	91	18	27	45	4
Playoffs	--	--	--	--	--

GREG ANDRUSAK D #4/36/37/49
Selected in the fifth round of Entry Draft (U. of Minnesota-Duluth, WCHA), June 1985. Signed as a free agent, March 1999. Signed as a free agent by Toronto, July 1999.

1993-96/99	GP	G	A	PTS	PIM
Reg. Season	19	0	5	5	12
Playoffs	12	1	0	1	6

LOU ANGOTTI C #7

Acquired from Philadelphia in a three-way deal with St. Louis, with Pittsburgh sending Ab McDonald to St. Louis, June 1968. Traded with a first round pick in 1971 Draft to St. Louis for Ron Schock and Craig Cameron, June 1969.

1968-69	GP	G	A	PTS	PIM
Reg. Season	71	17	20	37	36
Playoffs	--	--	--	--	--

SHAWN ANTOSKI LW #11
Signed as a free agent, July 1996. Traded to Anaheim with Dmitri Mironov for Fredrik Olausson and Alex Hicks, Nov. 1996.

1996-97	GP	G	A	PTS	PIM
Reg. Season	13	0	0	0	49
Playoffs	--	--	--	--	--

SYL APPS C #26
Acquired with Sheldon Kannegiesser from NY Rangers for Glen Sather, Jan. 1971. Traded with Hartland Monahan to Los Angeles for Gene Carr, Dave Schultz and a fourth round choice in the 1978 Draft, Nov. 1977.

1970-78	GP	G	A	PTS	PIM
Reg. Season	495	151	349	500	241
Playoffs	19	4	4	8	4

JOHN ARBOUR D #3
Purchased with Jean Pronovost from Boston, May 1968. Sold to Vancouver, June 1970.

1968-69	GP	G	A	PTS	PIM
Reg. Season	17	0	2	2	35
Playoffs	--	--	--	--	--

CHUCK ARNASON RW #9
Acquired with Bob Paradise from Atlanta, Jan. 1974. Traded with Steve Durban and a first round choice in the 1976 Draft to Kansas City for Simon Nolel, Ed Gilbert and a first round choice in 1976 Draft, Jan. 1976.

1973-76	GP	G	A	PTS	PIM
Reg. Season	149	47	42	89	32
Playoffs	9	2	4	6	4

DON AWREY D #24
Acquired from Montreal for third round choice in 1978 Draft and future considerations, Aug. 1976. Rights traded to Washington for Bob Paradise, Oct. 1977.

1976-77	GP	G	A	PTS	PIM
Reg. Season	79	1	12	13	40
Playoffs	3	0	1	1	0

WAYNE BABYCH RW #10/26
Claimed in Waiver Draft from St. Louis, Oct. 1984. Traded to Quebec for future considerations, Oct. 1985.

1984-85	GP	G	A	PTS	PIM
Reg. Season	67	20	34	54	76
Playoffs	--	--	--	--	--

MATTHEW BARNABY RW #36
Acquired from Buffalo for Stu Barnes, Mar. 1999. Traded to Tampa Bay for Wayne Primeau, Feb. 1, 2001.

1999-2001	GP	G	A	PTS	PIM
Reg. Season	129	15	18	33	399
Playoffs	24	0	2	2	64

STU BARNES C #14
Acquired from Florida with Jason Woolley for Chris Wells, Nov. 1996. Traded to Buffalo for Matthew Barnaby, Mar. 1999.

1996-99	GP	G	A	PTS	PIM
Reg. Season	204	67	69	136	66
Playoffs	11	3	4	7	2

TOM BARRASSO G #31/35

Acquired with third round choice in 1990 Draft from Buffalo for Doug Bodger and Darrin Shannon, Nov. 1988. Traded to Ottawa for Ron Tugnutt and Janne Laukkanen, Mar. 2000.

1988-2000	GP	G	A	PTS	PIM
Reg. Season	458	0	31	31	251
Playoffs	101	0	7	7	38



FORMER PENGUINS

DOUG BARRIE D #23

Purchased from Detroit, Oct. 1968. Selected in Expansion Draft by Buffalo, June 1970

1968-69	GP	G	A	PTS	PIM
Reg. Season	8	1	1	2	8
Playoffs	--	--	--	--	--

LEN BARRIE C #9

Signed as a free agent, Aug. 1994. Released July 1996,

1994-96	GP	G	A	PTS	PIM
Reg. Season	53	3	11	14	84
Playoffs	4	1	0	1	8

HANK BASSEN G #1

Acquired from Detroit for Roy Edwards, Sept. 1967. Retired, Aug. 1968

1967-68	GP	G	A	PTS	PIM
Reg. Season	25	0	0	0	8
Playoffs	--	--	--	--	--

ANDY BATHGATE RW #9

Claimed from Detroit in Expansion Draft, June 1967. Loaned to Vancouver (WHL), Sept. 1968. Retired, June 1971

1967-68/70-71	GP	G	A	PTS	PIM
Reg. Season	150	35	68	103	89
Playoffs	--	--	--	--	--

PAUL BAXTER D #4

Signed as a free agent, Aug. 1980. Signed by Calgary as a free agent, Sept. 1983.

1980-83	GP	G	A	PTS	PIM
Reg. Season	202	25	69	94	851
Playoffs	10	0	1	1	4

ROGER BELANGER C #24

Selected in first round of Entry Draft (Kingston, OHL), June 1984. Released, June 1988

1984-85	GP	G	A	PTS	PIM
Reg. Season	44	3	5	8	32
Playoffs	--	--	--	--	--

NEIL BELLAND D #22

Signed as a free agent, Sept. 1986. Released, July 1987

1986-87	GP	G	A	PTS	PIM
Reg. Season	3	0	1	1	0
Playoffs	--	--	--	--	--

HARVEY BENNETT C #28

Signed as a free agent, June 1974. Traded to Washington for Stan Gilbertson, Dec. 1975

1974-75	GP	G	A	PTS	PIM
Reg. Season	32	3	3	6	53
Playoffs	--	--	--	--	--

JOSEF BERANEK LW #15/18

Acquired from Vancouver for future considerations, Mar. 1997. Traded to Edmonton for Bobby Dollas and Tony Hrkac, June 1998. Acquired from Edmonton for German Titov, Mar. 2000. Released July 2001.

1996-97/2000-01	GP	G	A	PTS	PIM
Reg. Season	91	16	19	35	65
Playoffs	29	0	5	5	8

DRAKE BEREHOWSKY D #44/55

Acquired from Toronto for Grant Jennings, Apr. 1995. Released July 1996.

1995-96	GP	G	A	PTS	PIM
Reg. Season	5	0	0	0	13
Playoffs	1	0	0	0	0

YVES BERGERON RW #20/27

Selected in eighth round of Entry Draft (Shawinigan, QMJHL), June 1972. Released June 1977.

1974-75	GP	G	A	PTS	PIM
Reg. Season	3	0	0	0	0
Playoffs	--	--	--	--	--

STEFAN BERKVIST D #33/3

Selected in the first round of Entry Draft (Leksand, Sweden), June 1993.

1995-2000	GP	G	A	PTS	PIM
Reg. Season	7	0	0	0	9
Playoffs	4	0	0	0	2

NICK BEVERLEY D #25

Acquired from Boston for Daryl Edestrand, Oct. 1973. Traded to NY Rangers for Vic Hadfield, May 1974.

1973-74	GP	G	A	PTS	PIM
Reg. Season	67	2	14	16	21
Playoffs	--	--	--	--	--

WAYNE BIANCHINI LW #14

Selected in second round of Entry Draft (Flin Flon, WCHL), May 1973. Claimed by Edmonton in Expansion Draft, June 1979.

1973-79	GP	G	A	PTS	PIM
Reg. Season	265	68	41	109	130
Playoffs	3	0	1	1	6

LARRY BIGNELL D #23/24

Selected in third round of Entry Draft (Edmonton WCHL) June 1970. Released, June 1975

1973-74	GP	G	A	PTS	PIM
Reg. Season	20	0	3	3	2
Playoffs	3	0	0	0	2

LES BINKLEY G #30

Purchased from Cleveland (AHL), Sept. 1966. Signed by Ottawa (WHA) as a free agent, Sept. 1972.

1967-72	GP	G	A	PTS	PIM
Reg. Season	196	0	1	1	2
Playoffs	7	0	0	0	0

SCOTT BJUGSTAD RW #27

Acquired with Gord Dineen from Minnesota for Ville Siren and Steve Gotaas, Dec. 1988. Signed as a free agent by Los Angeles, Aug. 1989.

1988-89	GP	G	A	PTS	PIM
Reg. Season	24	3	0	3	4
Playoffs	--	--	--	--	--

BOB BLACKBURN D #4

Selected in Intra-League Draft from NY Rangers, June 1969. Sold to Vancouver (WHL), Sept. 1971

1969-71	GP	G	A	PTS	PIM
Reg. Season	124	8	12	20	105
Playoffs	7	0	0	0	4

TOM BLADON D #2

Acquired with Orest Kindrachuk from Philadelphia for a first round pick in 1978 Entry Draft, June 1978. Signed as a free agent by Edmonton, July 1980.

1978-80	GP	G	A	PTS	PIM
Reg. Season	135	6	29	35	99
Playoffs	8	0	5	5	2

FORMER PENGUINS



MIKE BLAISDELL RW #26

Claimed from NY Rangers in Waiver Draft, Oct. 1985. Signed as a free agent by Toronto, July 1987

1985-87	GP	G	A	PTS	PIM
Reg. Season	76	16	15	31	38
Playoffs	--	--	--	--	--

DOUG BODGER D #3/33

Selected in first round of Entry Draft (Kamloops, WHL), June 1984. Traded with Darrin Shannon to Buffalo for Tom Barrasso and a third round choice in 1990 Entry Draft, Nov. 1988

1984-88	GP	G	A	PTS	PIM
Reg. Season	299	35	132	167	293
Playoffs	--	--	--	--	--

LEO BOIVIN D #2

Claimed from Detroit in Expansion Draft, June 1967. Traded to Minnesota for Duane Rupp, Jan. 1969.

1967-69	GP	G	A	PTS	PIM
Reg. Season	114	14	26	40	100
Playoffs	--	--	--	--	--

BRIAN BONIN C #17

Selected in ninth round of Entry Draft (Minnesota WCHA), June 1992. Signed as a free agent by Vancouver, Aug. 1999.

1999	GP	G	A	PTS	PIM
Reg. Season	5	0	0	0	0
Playoffs	3	0	0	0	0

DENNIS BONVIE RW #16

Signed as a free agent, Sept. 20, 1999. Released July 2001.

1999-2001	GP	G	A	PTS	PIM
Reg. Season	31	0	0	0	80
Playoffs	--	--	--	--	--

BOB BOUGHNER D #6

Acquired from Nashville for Pavel Skrbek, Mar. 13, 2000. Signed by Calgary as a free agent, July 2001.

2000	GP	G	A	PTS	PIM
Reg. Season	69	2	3	5	206
Playoffs	29	0	3	3	37

PHIL BOURQUE LW/D #2/4/29

Signed as a free agent, June 1982. Signed by NY Rangers as a free agent, June 1992.

1983-84/85-92	GP	G	A	PTS	PIM
Reg. Season	344	75	89	164	435
Playoffs	56	13	12	25	107

PAT BOUTETTE LW #15

Acquired with Kevin McClelland from Hartford as compensation for Hartford signing Greg Malone, June 1981. Traded to Hartford for rights to Ville Siren, Nov. 1984

1981-85	GP	G	A	PTS	PIM
Reg. Season	247	65	109	174	548
Playoffs	5	3	1	4	8

RANDY BOYD D #8

Selected in third round of Entry Draft (Ottawa OHL), June 1980. Traded to Chicago for Greg Fox, Dec. 1983

1981-83	GP	G	A	PTS	PIM
Reg. Season	84	4	17	21	126
Playoffs	3	0	0	0	11

WALLY BOYER C #18

Acquired from Montreal for Al MacNeil, June 1968. Released, Jan. 1976

1968-72	GP	G	A	PTS	PIM
Reg. Season	203	32	62	94	81
Playoffs	10	1	2	3	0

ANDY BRICKLEY LW #23

Acquired with Ron Flockhart, Mark Taylor and a first and third round choice in 1984 Entry Draft from Philadelphia for Rich Sutter and a second and third round choice in 1984 Entry Draft, Oct. 1983. Signed as a free agent by New Jersey, June 1986

1983-85	GP	G	A	PTS	PIM
Reg. Season	95	25	35	60	19
Playoffs	--	--	--	--	--

MICHEL BRIER C #21

Selected in second round of Entry Draft (Shawinigan QMJHL), June 1969. Died from injuries sustained in a car accident, May 1970.

1969-70	GP	G	A	PTS	PIM
Reg. Season	76	12	32	44	20
Playoffs	10	5	3	8	2

ANDY BROWN G #29/30

Acquired from Detroit for a third round choice in 1973 Entry Draft and cash, Feb. 1973. Signed as a free agent by Indianapolis (WHA), July 1974.

1973-74	GP	G	A	PTS	PIM
Reg. Season	45	0	0	0	62
Playoffs	--	--	--	--	--

DOUG BROWN RW #24

Signed as a free agent, Sept. 1993. Claimed by Detroit in Waiver Draft, Jan. 1995.

1993-95	GP	G	A	PTS	PIM
Reg. Season	77	18	37	55	18
Playoffs	6	0	0	0	2

GREG BROWN D #34

Signed as a free agent, Sept. 1993. Traded to Winnipeg for future considerations, Apr. 1995.

1993-94	GP	G	A	PTS	PIM
Reg. Season	36	3	8	11	28
Playoffs	6	0	1	1	4

ROB BROWN RW #44

Selected in fourth round of Entry Draft (Kamloops WHL), June 1986. Traded to Hartford for Scott Young, Dec. 1990. Signed as a free agent, June 1997. Released, June 2000.

1987-91/97-2000	GP	G	A	PTS	PIM
Reg. Season	414	150	192	342	392
Playoffs	43	9	10	19	34

MIKE BULLARD C #22

Selected in first round of Entry Draft (Brantford OHL), June 1980. Traded to Calgary for Dan Quinn, Nov. 1986

1980-86	GP	G	A	PTS	PIM
Reg. Season	382	186	175	361	388
Playoffs	9	4	4	8	4



FORMER PENGUINS

TED BULEY LW #24
Signed as a free agent, Sept. 1983. Released July 1984

1983-84	GP	G	A	PTS	PIM
Reg. Season	26	3	2	5	12
Playoffs	--	--	--	--	--

CHARLIE BURNS C #9
Claimed from Oakland in Intra-League Draft, June 1968. Claimed by Minnesota in Intra-League Draft, June 1969.

1968-69	GP	G	A	PTS	PIM
Reg. Season	76	13	38	51	22
Playoffs	--	--	--	--	--

DAVE BURROWS D #4/8
Selected from Chicago in Intra-League Draft, June 1971. Traded to Toronto for Randy Carlyle and George Ferguson, June 1978. Acquired with Paul Gardner from Toronto for Kim Davis and Paul Marshall, Nov. 1980. Released July 1982

1971-78/80-82	GP	G	A	PTS	PIM
Reg. Season	573	24	108	132	301
Playoffs	20	1	3	4	16

ROD BUSKAS D #7
Selected in sixth round of Entry Draft (Medicine Hat WHL) June 1981. Traded to Vancouver for a sixth round choice in 1990 Entry Draft, Oct. 1989. Acquired with Tony Tanti and Barry Pederson for Dan Quinn, Andrew McBain and Dave Capuano, Jan. 1990. Selected by Los Angeles in Waiver Draft, Oct. 1990

1982-89/90	GP	G	A	PTS	PIM
Reg. Season	431	16	48	64	959
Playoffs	10	0	0	0	23

SVEN BUTENSCHON D #22
Selected in the third round of Entry Draft (Brandon WHL), June 1994. Traded to Edmonton Oilers for Dan LaCouture, March 14, 2001.

1997-2001	GP	G	A	PTS	PIM
Reg. Season	33	0	1	1	12
Playoffs	--	--	--	--	--

JOCK CALLANDER RW #14/36
Signed as a free agent, July 1987. Signed as a free agent by Tampa Bay, July 1992

1987-90/91-92	GP	G	A	PTS	PIM
Reg. Season	101	21	28	49	114
Playoffs	22	3	8	11	10

COLIN CAMPBELL D #6
Selected in second Round of Entry Draft (Peterborough OHA), May 1973. Rights transferred to Colorado for 1976-77 as part compensation for an earlier deal, Sept. 1976. Claimed by Edmonton in Expansion Draft, June 1979.

1974-76/77-79	GP	G	A	PTS	PIM
Reg. Season	243	14	52	66	517
Playoffs	19	2	7	9	51

DAVE CAPUANO RW #15
Selected in second round of Entry Draft (Mt. St. Charles HS), June 1986. Traded with Andrew McBain and Dan Quinn to Vancouver for Tony Tanti, Rod Buskas and Barry Pederson, Jan. 1990

1989-90	GP	G	A	PTS	PIM
Reg. Season	6	0	0	0	2
Playoffs	--	--	--	--	--

STEVE CARDWELL LW #15/20
Selected in fifth round of Entry Draft (Oshawa OHA) May 1970. Signed by Minnesota (WHA) as a free agent, May 1973.

1970-73	GP	G	A	PTS	PIM
Reg. Season	53	9	11	20	35
Playoffs	4	0	0	0	2

RANDY CARLYLE D #25
Acquired with George Ferguson from Toronto for Dave Burrows, June 1978. Traded to Winnipeg for a first round choice in 1984 Entry Draft and future considerations, Mar. 1984.

1978-84	GP	G	A	PTS	PIM
Reg. Season	397	66	257	323	582
Playoffs	22	6	8	14	41

GENE CARR C #28
Acquired with Dave Schultz and a fourth round pick in 1978 Entry Draft from Los Angeles for Syl Apps and Hariland Monahan, Nov. 1977. Signed as a free agent by Atlanta, June 1978

1977-78	GP	G	A	PTS	PIM
Reg. Season	70	17	37	54	76
Playoffs	--	--	--	--	--

TOM CASSIDY C #11
Signed as a free agent, Oct. 1977. Loaned to Baltimore (AHL), Dec. 1977

1977	GP	G	A	PTS	PIM
Reg. Season	26	3	4	7	15
Playoffs	--	--	--	--	--

JAY CAUFIELD RW #16
Claimed from Minnesota in Waiver Draft, Oct. 1988. Released June 1993

1988-93	GP	G	A	PTS	PIM
Reg. Season	196	3	7	10	714
Playoffs	14	0	0	0	30

JOHN CHABOT C #9
Acquired from Montreal for Ron Flockhart, Nov. 1984. Signed as a free agent by Detroit, June 1987

1984-87	GP	G	A	PTS	PIM
Reg. Season	216	36	98	134	26
Playoffs	--	--	--	--	--

BLAIR CHAPMAN RW #9
Selected in the first round of Entry Draft (Saskatoon WHL), June 1976. Traded to St. Louis for Bob Stewart, Nov. 1979.

1976-79	GP	G	A	PTS	PIM
Reg. Season	227	48	51	99	71
Playoffs	10	2	1	3	9

FORMER PENGUINS



TODD CHARLESWORTH D #2/6/27/34

Selected in second round of Entry Draft (Oshawa OHL), June 1983. Signed as a free agent by Edmonton, June 1989.

1983-84/85-88	GP	G	A	PTS	PIM
Reg. Season	86	3	9	12	41
Playoffs	--	--	--	--	--

ALAIN CHEVRIER G #30

Acquired from Chicago for future considerations, Mar. 1990. Signed as a free agent by Detroit, July 1990.

1990	GP	G	A	PTS	PIM
Reg. Season	3	0	1	1	2
Playoffs	--	--	--	--	--

MARC CHORNEY D #16/24

Selected in fifth round of Entry Draft (U. of North Dakota WCHA), Aug., 1979. Traded to Los Angeles for a sixth round choice in 1985 Entry Draft, Oct. 1983.

1980-83	GP	G	A	PTS	PIM
Reg. Season	139	5	18	23	151
Playoffs	7	0	1	1	2

TOM CHORSKE LW #17

Signed as a free agent, Sept. 2, 1999. Released, July 2000.

1999-2000	GP	G	A	PTS	PIM
Reg. Season	33	1	5	6	2
Playoffs	--	--	--	--	--

JEFF CHRISTIAN LW #34/28/72

Signed as a free agent, Aug. 1995. Signed by Phoenix as a free agent, July 1997.

1995-97	GP	G	A	PTS	PIM
Reg. Season	15	2	2	4	15
Playoffs	--	--	--	--	--

JEFF CHYCHRUN D #6

Acquired with Brian Benning and a first round choice in the 1992 Entry Draft from Los Angeles for Paul Coffey, Feb. 1992. Traded to Los Angeles for Peter Ahola, Nov. 1992.

1992	GP	G	A	PTS	PIM
Reg. Season	18	0	1	1	37
Playoffs	--	--	--	--	--

KIM CLACKSON D #6

Claimed from Winnipeg in Expansion Draft, June 1979. Sent to Quebec as compensation for Pittsburgh's signing Paul Baxter, Aug. 1980.

1979-80	GP	G	A	PTS	PIM
Reg. Season	45	0	3	3	166
Playoffs	3	0	0	0	37

PAUL COFFEY D #77

Acquired with Dave Hunter and Wayne Van Dorp from Edmonton for Craig Simpson, Chris Joseph, Moe Mantha and Dave Hannan, Nov. 1987. Traded to Los Angeles for Jeff Chychrun, Brian Benning and a first round choice in the 1992 Entry Draft, Feb. 1992.

1987-92	GP	G	A	PTS	PIM
Reg. Season	331	108	332	440	573
Playoffs	23	4	22	26	37

RENE CORBET LW #9

Acquired from Calgary with Tyler Moss for Brad Werenka, Mar. 2000. Released, July 2001.

2000-01	GP	G	A	PTS	PIM
Reg. Season	47	9	9	18	57
Playoffs	24	2	1	3	21

MIKE CORRIGAN LW #27

Acquired from Los Angeles for a fifth round choice in 1977 Entry Draft, Oct. 1976. Released June 1978.

1976-78	GP	G	A	PTS	PIM
Reg. Season	98	22	39	61	46
Playoffs	2	0	0	0	0

JACQUES COSSETTE RW #20/27

Selected in second round of Entry Draft (Sorel QJHL), May 1974. Released Feb. 1985.

1975-76/77-79	GP	G	A	PTS	PIM
Reg. Season	64	8	6	14	29
Playoffs	3	0	1	1	4

BRUCE CROWDER RW #28

Claimed from Boston in Waiver Draft, Oct. 1984. Released Feb. 1985.

1984-85	GP	G	A	PTS	PIM
Reg. Season	26	4	7	11	23
Playoffs	--	--	--	--	--

GREG CROZIER LW #32

Selected in the third round (73rd overall) of the 1994 Entry Draft. Signed by Boston as a free agent, July 2001.

2000-01	GP	G	A	PTS	PIM
Reg. Season	1	0	0	0	0
Playoffs	--	--	--	--	--

JOHN CULLEN C #11

Signed as a free agent, June 1988. Traded with Zarek Zalapski and Jeff Parker to Hartford for Ron Francis, Ulf Samuelson and Grant Jennings, Mar. 1991. Signed as a free agent, Aug. 1994. Signed as a free agent by Tampa Bay, Sept. 1995.

1988-91/94-95	GP	G	A	PTS	PIM
Reg. Season	262	88	184	272	399
Playoffs	20	3	8	11	36

RANDY CUNNEYWORTH LW #15

Acquired with Mike Moller from Buffalo for Pat Hughes, Oct. 1985. Traded with Dave McLlwain and Rick Tabaracci to Winnipeg for Andrew McBain, Jim Kyte and Randy Gilhen, June 1989.

1985-89	GP	G	A	PTS	PIM
Reg. Season	295	101	115	216	513
Playoffs	11	3	5	8	26

CHRIS DAHLQUIST D #2/4

Signed as a free agent, May 1985. Traded with Jim Johnson to Minnesota for Peter Taglianetti and Larry Murphy, Dec. 1990.

1985-90	GP	G	A	PTS	PIM
Reg. Season	195	10	26	36	221
Playoffs	2	0	0	0	0

J.J. DAIGNEAULT D #36

Acquired from St. Louis for a sixth round choice in 1996 Entry Draft, Mar. 1996. Traded to Anaheim for Garry Valk, Feb. 1997.

1996-97	GP	G	A	PTS	PIM
Reg. Season	66	6	17	23	59
Playoffs	17	1	9	10	36



FORMER PENGUINS

JOE DALEY **G** **#1**
 Selected from Detroit in Expansion Draft, June 1967. Claimed by Buffalo on waivers, June 1970.

1967-70	GP	G	A	PTS	PIM
Reg. Season	38	0	0	0	2
Playoffs	--	--	--	--	--

JEFF DANIELS **LW** **#18/20**
 Selected in sixth round of Entry Draft (Oshawa OHL), June 1986. Traded to Florida for Greg Hawgood, Mar. 1994.

1990-94	GP	G	A	PTS	PIM
Reg. Season	134	8	11	19	36
Playoffs	12	3	2	5	0

KIM DAVIS **LW** **#16/22/30**
 Selected in third round of Entry Draft (Flin Flon WCHL) June 1977. Traded with Paul Marshall to Toronto for Paul Gardner and Dave Burrows, Nov. 1980.

1977-81	GP	G	A	PTS	PIM
Reg. Season	34	5	7	12	47
Playoffs	4	0	0	0	0

BILLY DEA **LW** **#14**
 Claimed from Chicago in Expansion Draft, June 1967. Traded to Detroit for Mike McMahon, Oct. 1969.

1967-69	GP	G	A	PTS	PIM
Reg. Season	139	26	20	46	12
Playoffs	--	--	--	--	--

NELSON DeBENEDET **LW** **#23**
 Acquired from Detroit for Hank Nowak and a third round choice in 1974 Entry Draft, May 1974. Released July 1976.

1974-76	GP	G	A	PTS	PIM
Reg. Season	31	6	3	9	11
Playoffs	--	--	--	--	--

DEAN DeFAZIO **LW** **#12**
 Selected in ninth round of Entry Draft (Branford OHA), June 1981. Released July 1986.

1983-84	GP	G	A	PTS	PIM
Reg. Season	22	0	2	2	28
Playoffs	--	--	--	--	--

GILBERT DELORME **D** **#27**
 Signed as a free agent, July 1989. Released July 1992.

1989-92	GP	G	A	PTS	PIM
Reg. Season	54	3	7	10	44
Playoffs	--	--	--	--	--

AB DeMARCO **D** **#5**
 Acquired with Steve Durbano and Bob Kelly from St. Louis for Bryan Watson, Greg Polis and a second round pick in 1974 Entry Draft, Jan. 1974. Traded to Vancouver for Barry Wilkins, Nov. 1974.

1974	GP	G	A	PTS	PIM
Reg. Season	42	9	13	22	8
Playoffs	--	--	--	--	--

LARRY DEPALMA **LW** **#12**
 Claimed from NY Islanders on waivers, Mar. 1994. Released June 1995.

1994-95	GP	G	A	PTS	PIM
Reg. Season	6	1	0	1	5
Playoffs	1	0	0	0	0

PHILIPPE DeROUVILLE **G** **#30**
 Selected in the fifth round of Entry Draft (College Francais, QMJHL), June 1992. Released July 1997.

1994-97	GP	G	A	PTS	PIM
Reg. Season	3	0	0	0	0
Playoffs	--	--	--	--	--

BOB DILLABOUGH **LW** **#15**
 Selected from Boston in Expansion Draft, June 1967. Traded to Oakland for Billy Harris, Nov. 1968.

1967-68	GP	G	A	PTS	PIM
Reg. Season	61	7	12	19	20
Playoffs	--	--	--	--	--

GORD DINEEN **D** **#5**
 Acquired with Scott Bjogstad from Minnesota for Ville Siren and Steve Gofas, Dec. 1988. Released July 1992.

1988-92	GP	G	A	PTS	PIM
Reg. Season	117	2	10	12	173
Playoffs	11	0	2	2	8

MICHEL DION **G** **#29**
 Signed as a free agent, June 1981. Released July 1985.

1981-85	GP	G	A	PTS	PIM
Reg. Season	151	0	5	5	14
Playoffs	5	0	0	0	0

BOBBY DOLLAS **D** **#8**
 Acquired with Tony Hrkac from Edmonton for Josef Beronek, June 1998. Signed by Long Beach (IHL) as a free agent, Aug. 1999. Acquired from San Jose with Johan Hedberg for Jeff Norton, March 12, 2001. Released July 2001.

1998-99/2001	GP	G	A	PTS	PIM
Reg. Season	75	2	8	10	64
Playoffs	13	1	0	1	6

ROBERT DOME **C/LW** **#15/59**
 Selected in first round of Entry Draft (Las Vegas IHL), June 1997.

1997-2000	GP	G	A	PTS	PIM
Reg. Season	52	7	7	14	12
Playoffs	--	--	--	--	--

ROB DOPSON **G** **#1**
 Signed as a free agent, July 1991. Released July 1984.

1993-94	GP	G	A	PTS	PIM
Reg. Season	2	0	0	0	0
Playoffs	--	--	--	--	--

JUSTIN DUBERMAN **RW** **#37**
 Signed as a free agent, Nov. 1992. Released June 1995.

1992-95	GP	G	A	PTS	PIM
Reg. Season	4	0	0	0	0
Playoffs	--	--	--	--	--

RON DUGUAY **RW** **#10/35**
 Acquired from Detroit for Doug Shedden, Mar. 1986. Traded to NY Rangers for Chris Kontos, Jan. 1987.

1986-87	GP	G	A	PTS	PIM
Reg. Season	53	11	20	31	36
Playoffs	--	--	--	--	--

FORMER PENGUINS



STEVE DURBANO D #7

Acquired with Ab DeMarco and Bob Kelly from St. Louis for Bryan Watson, Greg Polis and a second round choice in 1974 Entry Draft, Jan. 1974. Traded with Chuck Amason and a first round choice in 1976 Entry Draft to Kansas City for Simon Nolet, Ed Gilbert and a first round choice in 1976 Entry Draft, Jan. 1976.

1974-76	GP	G	A	PTS	PIM
Reg. Season	66	4	23	27	309
Playoffs	--	--	--	--	--

STEVE DYKSTRA D #22

Selected from Edmonton in Waiver Draft, Oct. 1988. Signed as a free agent by Hartford, Oct. 1989.

1988-89	GP	G	A	PTS	PIM
Reg. Season	65	1	6	7	126
Playoffs	1	0	0	0	2

JOE DZIEDZIC LW #16

Selected in third round of Entry Draft (U. of Minnesota CCHA) June 1990. Signed by Phoenix as a free agent, Aug. 1998.

1995-97	GP	G	A	PTS	PIM
Reg. Season	128	14	14	28	131
Playoffs	21	1	3	4	23

DARRYL EDESTRAND D #25

Purchased from Hershey (AHL), June 1970. Traded to Boston for Nick Beverley, Oct. 1973.

1970-73	GP	G	A	PTS	PIM
Reg. Season	158	25	47	72	140
Playoffs	4	0	2	2	0

TOM EDUR D #2

Acquired from Colorado for Dennis Owchor, Dec. 1977. Retired Sept. 1978.

1977-78	GP	G	A	PTS	PIM
Reg. Season	58	5	38	43	18
Playoffs	--	--	--	--	--

GARY EDWARDS G #30

Acquired from St. Louis for an eighth round choice in 1984 Entry Draft, Feb. 1982. Released Sept. 1982.

1982	GP	G	A	PTS	PIM
Reg. Season	6	0	0	0	2
Playoffs	--	--	--	--	--

MARV EDWARDS G #30

Signed as a free agent, Sept. 1967. Sold to Toronto, June 1969.

1968-69	GP	G	A	PTS	PIM
Reg. Season	1	0	0	0	0
Playoffs	--	--	--	--	--

ROY EDWARDS G #1

Selected from Chicago in Expansion Draft, June 1967. Traded to Detroit for Hank Bassen, Sept. 1967. Purchased from Detroit, June 1971. Traded to Detroit for a second round choice in 1973 and 1974 Drafts, Oct. 1972.

1971-72	GP	G	A	PTS	PIM
Reg. Season	15	0	1	1	0
Playoffs	--	--	--	--	--

BRYAN ERICKSON RW #14

Acquired from Los Angeles for Chris Kontos and a sixth round choice in 1988 Draft, Feb. 1988. Released, Aug. 1988.

1988	GP	G	A	PTS	PIM
Reg. Season	11	1	4	5	0
Playoffs	--	--	--	--	--

BOB ERREY LW #10/12

Selected in first round of Entry Draft (Peterborough OHL) June 1983. Traded to Buffalo for Mike Ramsey, Mar. 1993.

1983-94	GP	G	A	PTS	PIM
Reg. Season	572	132	140	272	651
Playoffs	49	9	4	13	51

PAT FALLOON RW #14

Claimed off of waivers from Edmonton, Feb. 2000. Released, June 2000.

2000	GP	G	A	PTS	PIM
Reg. Season	30	4	9	13	10
Playoffs	10	1	0	1	2

MARIO FAUBERT D #5/24/28

Selected in fourth round of Entry Draft (St. Louis U. CCHA), May 1974. Released June 1983.

1974-78/79-82	GP	G	A	PTS	PIM
Reg. Season	231	21	90	111	222
Playoffs	10	2	2	4	6

TONY FELTRIN D #33

Selected in fourth round of Entry Draft (Victoria WHL), June 1980. Loaned to Salt Lake (CHL), Oct. 1983.

1980-83	GP	G	A	PTS	PIM
Reg. Season	39	3	3	6	44
Playoffs	--	--	--	--	--

GEORGE FERGUSON RW #11

Acquired with Randy Carlyle from Toronto for Dave Burrows, June 1978. Traded with a first round pick in 1983 Entry Draft to Minnesota for Anders Hakansson, Ron Meighan and a first round choice in 1983 Entry Draft, Oct. 1982.

1978-83	GP	G	A	PTS	PIM
Reg. Season	310	89	106	195	162
Playoffs	22	4	11	15	13

CHRIS FERRARO RW #57

Claimed off waivers from NY Rangers, Oct. 1997. Signed by Edmonton as a free agent, Aug. 1998.

1997-98	GP	G	A	PTS	PIM
Reg. Season	46	3	4	7	43
Playoffs	--	--	--	--	--

PETER FERRARO RW #17

Claimed off waivers from NY Rangers, Oct. 1997. Claimed on waivers by NY Rangers, Jan. 1998.

1997-98	GP	G	A	PTS	PIM
Reg. Season	29	3	4	7	12
Playoffs	--	--	--	--	--

RUSTY FITZGERALD LW #34/52

Selected in second round of Entry Draft (Duluth East HS), June 1991. Released July 1996.

1994-96	GP	G	A	PTS	PIM
Reg. Season	25	2	2	4	12
Playoffs	5	0	0	0	4



FORMER PENGUINS

JOHN FLESCH LW #11

Signed as a free agent, Feb. 1978. Released June 1978.

1978	GP	G	A	PTS	PIM
Reg. Season	29	7	5	12	19
Playoffs	--	--	--	--	--

RON FLOCKHART C #9

Acquired with Mark Taylor, Andy Brickley and a first and third round choice in 1984 Entry Draft from Philadelphia for Rich Sutter and a second and third round choice in 1984 Entry Draft, Oct. 1983. Traded to Montreal for John Chabot, Nov. 1984.

1983-84	GP	G	A	PTS	PIM
Reg. Season	80	27	23	50	44
Playoffs	--	--	--	--	--

BRYAN FOGARTY D #33

Acquired from Quebec for rights to Scott Young, Mar. 1992. Released June 1993.

1992-93	GP	G	A	PTS	PIM
Reg. Season	12	0	4	4	4
Playoffs	--	--	--	--	--

VAL FONTEYNE LW #8

Selected from Detroit in Expansion Draft, June 1967. Signed by Edmonton (WHA), Sept. 1972

1967-72	GP	G	A	PTS	PIM
Reg. Season	349	39	82	121	4
Playoffs	14	0	2	2	2

BRIAN FORD G #31

Acquired from Quebec for Tom Thornbury, Dec. 1984. Released July 1985

1984-85	GP	G	A	PTS	PIM
Reg. Season	8	0	0	0	0
Playoffs	--	--	--	--	--

COREY FOSTER D #4

Signed as a free agent, Aug. 1995. Claimed by NY Islanders in Waiver Draft, Sept 1996

1995-96	GP	G	A	PTS	PIM
Reg. Season	11	2	2	4	2
Playoffs	3	0	0	0	4

GREG FOX D #2

Acquired from Chicago for Randy Boyd, Dec. 1983. Released July 1985

1983-85	GP	G	A	PTS	PIM
Reg. Season	75	4	10	14	92
Playoffs	--	--	--	--	--

RON FRANCIS C #9/10

Acquired with Ulf Samuelsson and Grant Jennings from Hartford for John Cullen, Zarley Zalapski and Jeff Parker, Mar. 1991. Signed as a free agent by Carolina, July 1998

1991-98	GP	G	A	PTS	PIM
Reg. Season	533	164	449	613	410
Playoffs	97	32	68	100	67

DAN FRAWLEY RW #28

Claimed from Chicago in Waiver Draft, Oct. 1985. Released June 1990.

1985-90	GP	G	A	PTS	PIM
Reg. Season	240	33	47	80	610
Playoffs	--	--	--	--	--

MAXIM GALANOV D #47

Claimed from NY Rangers in Waiver Draft, Oct. 1998. Selected by Atlanta in Expansion Draft, June 1999.

1998-99	GP	G	A	PTS	PIM
Reg. Season	51	4	3	7	14
Playoffs	1	0	0	0	0

PERRY GANCHAR RW #8

Acquired from Montreal for future considerations, Dec. 1987. Released June 1990.

1987-90	GP	G	A	PTS	PIM
Reg. Season	33	2	5	7	36
Playoffs	--	--	--	--	--

PAUL GARDNER C #20/30

Acquired with Dave Burrows from Toronto for Kim Davis and Paul Marshall, Nov. 1980. Signed as a free agent by Washington, July 1984.

1980-84	GP	G	A	PTS	PIM
Reg. Season	207	98	105	203	105
Playoffs	10	2	5	7	10

ROB GARNER C #24

Selected in fifth round of Entry Draft (Toronto OHL), June 1978. Released Aug. 1983.

1982-83	GP	G	A	PTS	PIM
Reg. Season	1	0	0	0	0
Playoffs	--	--	--	--	--

STEVE GATZOS RW #26/28

Selected in second round of Entry Draft (Sault Ste. Marie OHL), June 1981. Released Oct. 1986.

1981-85	GP	G	A	PTS	PIM
Reg. Season	89	15	20	35	83
Playoffs	1	0	0	0	0

ROBERT GEALE C #28

Selected in eighth round of Entry Draft (Portland WHL), June 1980. Released Dec. 1985

1984-85	GP	G	A	PTS	PIM
Reg. Season	1	0	0	0	2
Playoffs	--	--	--	--	--

LEE GIFFIN RW #11/17/34

Selected in second round of Entry Draft (Oshawa OHL), June 1985. Traded to NY Rangers for future considerations, Sept. 1989

1984-89	GP	G	A	PTS	PIM
Reg. Season	27	1	3	4	9
Playoffs	--	--	--	--	--

ED GILBERT C #23

Acquired with Simon Nolel and a first round choice in 1976 Entry Draft from Kansas City for Steve Durban, Chuck Aronson and a first round choice in 1976 Entry Draft, Jan. 1976. Released June 1976.

1976	GP	G	A	PTS	PIM
Reg. Season	45	1	1	2	0
Playoffs	--	--	--	--	--

STAN GILBERTSON LW #15

Acquired from Washington for Harvey Bennett, Dec. 1975. Released June 1978.

1975-77	GP	G	A	PTS	PIM
Reg. Season	115	19	17	36	19
Playoffs	3	1	1	2	2

FORMER PENGUINS



RANDY GILHEN C #15/19

Acquired with Jim Kyte and Andrew McBain from Winnipeg for Randy Cunneyworth, Rick Tabaracci and Dave McLlwain, June 1989. Claimed by Minnesota in Expansion Draft, May 1991.

1989-91	GP	G	A	PTS	PIM
Reg. Season	133	20	21	41	105
Playoffs	16	1	0	1	14

BOB GLADNEY D #33

Signed as a free agent, Sept. 1983. Retired Oct. 1984.

1983-84	GP	G	A	PTS	PIM
Reg. Season	13	1	5	6	2
Playoffs	--	--	--	--	--

DAVE GOERTZ D #32

Selected in tenth round of Entry Draft (Regina WHL) June 1983. Released June 1989.

1987-88	GP	G	A	PTS	PIM
Reg. Season	2	0	0	0	2
Playoffs	--	--	--	--	--

STEVE GOTAAS C #16

Selected in fifth round of Entry Draft (Prince Albert WHL) June 1985. Traded with Ville Siren to Minnesota for Scott Bjugstad and Gord Dineen, Dec. 1988.

1987-88	GP	G	A	PTS	PIM
Reg. Season	36	5	6	11	45
Playoffs	--	--	--	--	--

PAT GRAHAM LW #24

Selected in sixth round of Entry Draft (Nagra Falls OHL), June 1980. Traded with Nick Ricci to Toronto for Rocky Saganik and Vincent Tremblay, Aug 1983.

1981-83	GP	G	A	PTS	PIM
Reg. Season	62	7	13	20	71
Playoffs	4	0	0	0	2

TUOMAS GRONMAN D #42

Acquired from Chicago for Greg Johnson, Oct. 1997. Released July 1999.

1997-99	GP	G	A	PTS	PIM
Reg. Season	22	1	2	3	25
Playoffs	1	0	0	0	0

SCOTT GRUHL LW #38

Signed as a free agent, Dec. 1987. Released July 1988.

1987-88	GP	G	A	PTS	PIM
Reg. Season	6	1	0	1	0
Playoffs	--	--	--	--	--

STEVE GUENETTE G #1/30

Signed as a free agent, July 1986. Traced to Calgary for a sixth round choice in 1989 Entry Draft, Jan. 1989.

1986-89	GP	G	A	PTS	PIM
Reg. Season	32	0	1	1	2
Playoffs	--	--	--	--	--

VIC HADFIELD LW #11

Acquired from NY Rangers for Nick Beverley, May 1974. Retired June 1977.

1974-77	GP	G	A	PTS	PIM
Reg. Season	163	61	79	140	118
Playoffs	10	5	2	7	11

ANDERS HAKANSSON LW #11

Acquired with Ron Meighan and a first round choice in 1983 Entry Draft from Minnesota for George Ferguson and a first round choice in 1983 Entry Draft, Oct. 1982. Traded to Los Angeles for rights to Kevin Stevens, Sept. 1983.

1982-83	GP	G	A	PTS	PIM
Reg. Season	62	9	12	21	26
Playoffs	--	--	--	--	--

JIM HAMILTON LW #13/23/28

Selected in second round of Entry Draft (London OHL), June 1977. Released Jan. 1985.

1978-79/84-85	GP	G	A	PTS	PIM
Reg. Season	95	14	18	32	28
Playoffs	6	3	0	3	0

DAVE HANNAN C #20/32

Selected in tenth round of Entry Draft (Brantford OHA), June 1981. Traded with Craig Simpson, Moe Mantha and Chris Joseph to Edmonton for Paul Coffey, Dave Hunter and Wayne Van Dorp, Nov. 1987.

Claimed from Edmonton in Waiver Draft, Oct. 1988. Claimed by Toronto in Waiver Draft, Oct. 1989.

1981-88/88-89	GP	G	A	PTS	PIM
Reg. Season	355	60	88	148	530
Playoffs	8	0	1	1	4

NICK HARBARUK RW #11

Selected from Vancouver in Intra-League Draft, June 1969. Traded to St. Louis for Bob Johnson, Oct. 1973.

1969-73	GP	G	A	PTS	PIM
Reg. Season	308	40	61	101	257
Playoffs	14	3	1	4	20

BILLY HARRIS #15

Acquired from Oakland for Bill Dillabough, Nov. 1968. Retired Oct. 1969.

1968-69	GP	G	A	PTS	PIM
Reg. Season	55	7	13	20	8
Playoffs	--	--	--	--	--

PAUL HARRISON G #1

Acquired from Toronto for future considerations, Sept. 1981. Claimed by Buffalo off waivers, Feb. 1982.

1981-82	GP	G	A	PTS	PIM
Reg. Season	13	0	0	0	0
Playoffs	--	--	--	--	--

KEVIN HATCHER D #4

Acquired from Dallas for Sergei Zubov, June 1996. Traded to NY Rangers for Peter Popovic, Oct. 1999.

1996-99	GP	G	A	PTS	PIM
Reg. Season	220	45	95	140	193
Playoffs	24	4	4	8	2

GREG HAWGOOD D #4

Acquired from Florida for Jeff Daniels, Mar. 1994. Released June 1995.

1994-95	GP	G	A	PTS	PIM
Reg. Season	33	2	6	8	33
Playoffs	1	0	0	0	0



FORMER PENGUINS

DENIS HERRON G #1/29

Selected in third round of Entry Draft (Trais Riveres QJHL) June 1972. Traded with Jean Guy Legace to Kansas City for Michel Plasse, June 1975. Signed as a free agent, Aug. 1976. Traded with a second round choice in 1982 Entry Draft to Montreal for Pat Hughes and Rob Holland, Aug. 1979. Acquired from Montreal for a third round choice in 1985 Entry Draft, Sept. 1982. Released July 1986.

1972-79/82-86	GP	G	A	PTS	PIM
Reg. Season	290	0	6	6	67
Playoffs	10	0	0	0	5

BRYAN HEXTALL C #7

Purchased from Toronto, May 1969. Claimed on waivers by Atlanta, Jan. 1974

1969-74	GP	G	A	PTS	PIM
Reg. Season	335	71	115	186	498
Playoffs	14	0	3	3	43

BILLY HICKE RW #9

Purchased from California, Sept. 1971. Sold to Detroit, Nov. 1971

1971	GP	G	A	PTS	PIM
Reg. Season	12	2	0	2	6
Playoffs	--	--	--	--	--

ALEX HICKS C #33

Acquired with Fredrik Olausson from Anaheim for Shawn Antoski and Dmitri Mironov, Nov. 1996. Signed as a free agent by San Jose, Sept. 1998

1996-98	GP	G	A	PTS	PIM
Reg. Season	113	12	28	40	130
Playoffs	11	0	1	1	4

WAYNE HICKS RW #16

Purchased from Philadelphia, Feb. 1968. Released, June 1970

1968-70	GP	G	A	PTS	PIM
Reg. Season	15	4	7	11	2
Playoffs	--	--	--	--	--

RANDY HILLIER D #23/34

Acquired from Boston for a fourth round choice in 1985 Entry Draft, Oct. 1984. Signed as a free agent by NY Islanders, June 1991

1984-91	GP	G	A	PTS	PIM
Reg. Season	343	13	79	92	594
Playoffs	17	0	1	1	73

TODD HLUSHKO LW #28

Acquired with German Titov from Calgary for Ken Wregget and Dave Roche, June 1998. Released July 1999.

1998-99	GP	G	A	PTS	PIM
Reg. Season	--	--	--	--	--
Playoffs	2	0	0	0	0

PAUL HOGANSON G #1

Selected in fifth round of Entry Draft (Toronto OHA), June 1969. Signed by Los Angeles (WHA) as a free agent, July 1973

1970-71	GP	G	A	PTS	PIM
Reg. Season	2	0	0	0	0
Playoffs	--	--	--	--	--

ROB HOLLAND G #1

Acquired with Pat Hughes from Montreal for Dennis Herron and a second round choice in the 1982 Entry Draft, Aug. 1979. Signed by NY Islanders as a free agent, Sept. 1981.

1979-81	GP	G	A	PTS	PIM
Reg. Season	44	0	0	0	2
Playoffs	--	--	--	--	--

TIM HORTON D #3/24

Selected from NY Rangers in Intra-League Draft, June 1971. Selected by Buffalo in Intra-League Draft, June 1972.

1971-72	GP	G	A	PTS	PIM
Reg. Season	44	2	9	11	40
Playoffs	4	0	1	1	2

GREG HOTHAM D #6

Acquired from Toronto for a sixth round choice in 1982 Entry Draft, Feb. 1982. Released July 1986

1981-85	GP	G	A	PTS	PIM
Reg. Season	170	11	63	74	118
Playoffs	5	0	3	3	6

JIRI HRDINA C #38

Acquired from Calgary for Jim Kyte, Dec. 1990. Retired June 1992.

1990-92	GP	G	A	PTS	PIM
Reg. Season	93	9	27	36	29
Playoffs	35	2	4	6	22

TIM HRYNEWICH LW #28

Selected in the second round of Entry Draft (Sudbury OHL), June 1982. Traded with Marty McSorley to Edmonton for Gilles Melache, Sept. 1985.

1982-84	GP	G	A	PTS	PIM
Reg. Season	55	6	8	14	82
Playoffs	--	--	--	--	--

LEX HUDSON D #5

Selected in twelfth round of Entry Draft (Denver WCHA), June 1975. Retired Mar. 1980

1978-79	GP	G	A	PTS	PIM
Reg. Season	2	0	0	0	0
Playoffs	2	0	0	0	0

MIKE HUDSON C #16

Claimed from NY Rangers in Waiver Draft, Jan. 1995. Released July 1995

1995	GP	G	A	PTS	PIM
Reg. Season	40	2	9	11	34
Playoffs	11	0	0	0	6

PAT HUGHES RW #24

Acquired with Rob Holland from Montreal for Dennis Herron and a second round choice in 1982 Entry Draft, Aug. 1979. Traded to Edmonton for Pat Price, Mar. 1981.

1979-81	GP	G	A	PTS	PIM
Reg. Season	134	28	23	51	239
Playoffs	5	0	0	0	21

FORMER PENGUINS



DAVE HUNTER

LW #20
Acquired with Paul Coffey and Wayne Van Dorp from Edmonton for Craig Simpson, Dave Hannan, Chris Joseph and Moe Mantha, Nov. 1987. Sent to Edmonton as compensation for Pittsburgh's claiming Dave Hannan in Waiver Draft, Oct. 1988.

1987-88	GP	G	A	PTS	PIM
Reg. Season	59	11	18	29	77
Playoffs	--	--	--	--	--

VICTOR IGNATJEV

D #46/23
Signed as a free agent, Aug. 1998. Released July 1999.

1998-99	GP	G	A	PTS	PIM
Reg. Season	11	0	1	1	6
Playoffs	1	0	0	0	2

EARL INGARFIELD

C #10
Selected from Detroit in Expansion Draft, June 1967. Traded with Dick Mattiussi and Gene Ubriaco to Oakland for George Swarbrick, Bryan Watson and Tracey Pratt, Jan. 1969.

1967-69	GP	G	A	PTS	PIM
Reg. Season	90	23	37	60	16
Playoffs	--	--	--	--	--

GARY INNESS

G #29/30
Signed as a free agent, June 1973. Traded to Philadelphia for Bobby Taylor and Ed Van Impe, Mar. 1976.

1973-76	GP	G	A	PTS	PIM
Reg. Season	100	0	2	2	4
Playoffs	9	0	0	0	2

JAROMIR JAGR

RW #68
Selected in the first round of Entry Draft (Kladno Czech), June 1990. Traded to Washington with Frantisek Kucera for Kris Beech, Michal Sivek and Ross Lupaschuk, July 11, 2001.

1990-2001	GP	G	A	PTS	PIM
Reg. Season	806	439	640	1079	593
Playoffs	140	65	82	147	121

ARTO JAVANAINEN

RW #19
Selected in fifth round of Entry Draft (Assat Finland), June 1984. Released May 1985

1984-85	GP	G	A	PTS	PIM
Reg. Season	14	4	1	5	2
Playoffs	--	--	--	--	--

GRANT JENNINGS

D #3
Acquired with Ron Francis and Ulf Samuelsson from Hartford for John Cullen, Zarley Zalapski and Jeff Parker, Mar. 1991. Traded to Toronto for Drake Berehowsky, Apr. 1995

1991-95	GP	G	A	PTS	PIM
Reg. Season	210	7	21	28	357
Playoffs	38	1	1	2	38

ANDREAS JOHANSSON

C #38
Acquired with Darius Kasparaitis from NY Islanders for Bryan Smolinski, Nov. 1996.

Signed as a free agent by Ottawa, Sept. 1998

1996-98	GP	G	A	PTS	PIM
Reg. Season	77	7	17	24	40
Playoffs	1	0	0	0	0

BOB JOHNSON

G #1
Acquired from St. Louis for Nick Harbaruk, Oct. 1973. Released Aug. 1975

1974-75	GP	G	A	PTS	PIM
Reg. Season	12	0	0	0	6
Playoffs	--	--	--	--	--

GREG JOHNSON

C #20/9/22
Acquired from Detroit for Tomas Sandstrom, Jan. 1997. Traded to Chicago for Tuomas Gronman, Oct. 1997.

1997	GP	G	A	PTS	PIM
Reg. Season	37	8	9	17	16
Playoffs	5	1	0	1	2

JIM JOHNSON

D #6
Signed as a free agent, June 1985. Traded with Chris Dahlquist to Minnesota for Peter Taglianetti and Larry Murphy, Dec. 1990.

1985-90	GP	G	A	PTS	PIM
Reg. Season	390	14	95	109	658
Playoffs	11	0	5	5	44

MARK JOHNSON

C #9
Selected in fourth round of Entry Draft (U. of Wisconsin WCHA), June 1977. Traded to Minnesota for a second round choice in 1982 Entry Draft, Mar. 1982.

1980-82	GP	G	A	PTS	PIM
Reg. Season	136	23	39	62	84
Playoffs	10	4	3	7	6

STAN JONATHAN

LW #9
Acquired from Boston for future considerations, Nov. 1982. Rights returned to Boston, Apr. 1983.

1982-83	GP	G	A	PTS	PIM
Reg. Season	19	0	3	3	13
Playoffs	--	--	--	--	--

RON JONES

D #6
Selected from Boston in Intra-League Draft, June 1973. Traded to Washington for Pete LaFramboise, Jan. 1975.

1973-74	GP	G	A	PTS	PIM
Reg. Season	25	0	3	3	15
Playoffs	--	--	--	--	--

CHRIS JOSEPH

D #22/23
Selected in first round of Entry Draft (Seattle WHL), June 1987. Traded with Craig Simpson, Dave Hannan and Moe Mantha to Edmonton for Paul Coffey, Dave Hunter and Wayne Van Dorp, Nov. 1987. Claimed from Tampa Bay in Waiver Draft, Jan. 1995. Claimed by Vancouver in Waiver Draft, Sept. 1996.

1987/95-96	GP	G	A	PTS	PIM
Reg. Season	120	10	28	38	129
Playoffs	25	2	1	3	20



FORMER PENGUINS

MARK KACHOWSKI LW #26

Signed as a free agent, Aug. 1987. Released July 1992.

1987-90	GP	G	A	PTS	PIM
Reg. Season	64	6	5	11	209
Playoffs	--	--	--	--	--

SHELDON KANNEGIESSER D #6/16

Acquired with Syl Apps from NY Rangers for Glen Sather, Jan. 1971. Traded to NY Rangers for Steve Andrusick, Mar. 1973.

1971-73	GP	G	A	PTS	PIM
Reg. Season	75	2	6	8	76
Playoffs	--	--	--	--	--

LADISLAV KARABIN LW #37

Selected in ninth round of Entry Draft (Bratislava Czech), June 1990. Released July 1994

1993-94	GP	G	A	PTS	PIM
Reg. Season	9	0	0	0	2
Playoffs	--	--	--	--	--

DARIUS KASPARAITIS D #26/11

Acquired with Andreas Johansson from NY Islanders for Bryan Smolinski, Nov. 1996. Traded to Colorado for Ville Nieminen and Rick Berry, Mar. 2002.

1996-2002	GP	G	A	PTS	PIM
Reg. Season	405	15	68	83	661
Playoffs	38	2	2	4	50

RICK KEHOE RW #8/17

Acquired from Toronto for Blaine Stoughton and a first round choice in 1977 Entry Draft, Sept. 1974. Retired June 1985.

1974-85	GP	G	A	PTS	PIM
Reg. Season	722	312	324	636	88
Playoffs	37	4	17	21	2

BOB KELLY LW #22

Acquired with Ab DeMarco and Steve Durban from St. Louis for Greg Polis, Bryan Watson and a second round choice in 1974 Entry Draft, Jan. 1974. Signed as a free agent by Chicago, Aug. 1977.

1974-77	GP	G	A	PTS	PIM
Reg. Season	250	69	85	154	462
Playoffs	15	6	3	9	23

DAN KESA RW #28/25

Signed as a free agent, Aug. 1998. Released July 1999.

1998-99	GP	G	A	PTS	PIM
Reg. Season	67	2	8	10	27
Playoffs	13	1	0	1	0

RICK KESSELL C #14/15/23

Selected in first round of Entry Draft (Oshawa OHA), June 1969. Claimed by Salt Lake (CHL) in Reverse Draft, June 1973.

1969-73	GP	G	A	PTS	PIM
Reg. Season	83	2	18	20	4
Playoffs	--	--	--	--	--

OREST KINDRACHUK C #26

Acquired with Tom Bladon and Ross Lonsberry from Philadelphia for a first round choice in 1978 Entry Draft, June 1978. Signed as a free agent by Washington, Sept. 1981.

1978-81	GP	G	A	PTS	PIM
Reg. Season	144	38	80	118	181
Playoffs	7	4	1	5	7

PETR KLIMA RW #85

Acquired from Los Angeles for a conditional draft pick, Oct. 1996. Released Jan. 1997

1996-97	GP	G	A	PTS	PIM
Reg. Season	9	1	3	4	4
Playoffs	--	--	--	--	--

GEORGE KONIK D #18

Acquired with Paul Andrea, Dunc McCallum and Frank Francis from NY Rangers for Larry Jeffrey, June 1967. Purchased by Oakland, Jun 1968.

1967-68	GP	G	A	PTS	PIM
Reg. Season	52	7	8	15	26
Playoffs	--	--	--	--	--

CHRIS KONTOS C #14

Acquired from NY Rangers for Ron Duguay, Jan. 1987. Traded to Los Angeles for Bryan Erickson, Feb. 1988.

1987-88	GP	G	A	PTS	PIM
Reg. Season	67	9	16	25	18
Playoffs	--	--	--	--	--

FRANTISEK KUCERA D #26

Acquired from Columbus for a sixth round choice in 2001 Entry Draft, Mar. 14, 2001. Traded to Washington with Jaromir Jagr for Kris Beech, Michal Sivek and Ross Lupaschuk, August, 2001.

2001	GP	G	A	PTS	PIM
Reg. Season	7	0	2	2	0
Playoffs	--	--	--	--	--

JIM KYTE D #3

Acquired with Andrew McBain and Randy Gilhen from Winnipeg for Randy Cunneynworth, Rick Tabaracci and Dave McIlwain, June 1989. Traded to Calgary for Jiri Hrdina, Dec. 1990.

1989-90	GP	G	A	PTS	PIM
Reg. Season	57	3	1	4	127
Playoffs	--	--	--	--	--

YVON LABRE D #15/20

Selected in third round of Entry Draft (Toronto OHA), June 1969. Selected by Washington in Expansion Draft, June 1974.

1970-71/73-74	GP	G	A	PTS	PIM
Reg. Season	37	2	3	5	32
Playoffs	--	--	--	--	--

PETE LaFRAMBOISE LW #27

Acquired from Washington for Ron Jones, Jan. 1975. Released Sept. 1976.

1975-76	GP	G	A	PTS	PIM
Reg. Season	35	5	13	18	8
Playoffs	9	1	0	1	0

JEAN GUY LAGACE D #23/24

Acquired from Montreal for Larry Hillman, Nov. 1968. Selected by Minnesota in Intra-League Draft, June 1970. Acquired from Buffalo for Terry Ball, Jan. 1971. Traded with Denis Herron to Kansas City for Michel Plasse, Jan. 1975.

1968-69/72-75	GP	G	A	PTS	PIM
Reg. Season	106	4	20	24	119
Playoffs	--	--	--	--	--

FORMER PENGUINS



PATRICK LALIME G #40

Selected in sixth round of Entry Draft (Shawinigan QMJHL), June 1973. Rights traded to Anaheim for Sean Pronger, Mar. 1998.

1996-97	GP	G	A	PTS	PIM
Reg. Season	39	0	0	0	0
Playoffs	--	--	--	--	--

RON LALONDE C #16

Selected in fourth round of Entry Draft (Peterborough OHA), June 1972. Traded to Washington for Lew Morrison, Dec. 1974.

1972-74	GP	G	A	PTS	PIM
Reg. Season	108	10	20	30	16
Playoffs	--	--	--	--	--

MITCH LAMOREUX C #12

Selected in eighth round of Entry Draft (Oshawa OHL), June 1981. Released July 1986.

1983-85	GP	G	A	PTS	PIM
Reg. Season	70	12	9	21	59
Playoffs	--	--	--	--	--

ROBERT LANG C #20

Signed as a free agent, Sept. 1997. Claimed by Boston in Waiver Draft, Sept. 1997. Claimed off waivers from Boston, Oct. 1997. Signed by Washington as a free agent July 1, 2002.

1997-2002	GP	G	A	PTS	PIM
Reg. Season	345	103	158	261	96
Playoffs	45	7	12	19	6

TED LANYON D #5

Purchased from Cleveland (AHL), Aug. 1966. Released June 1970.

1967-68	GP	G	A	PTS	PIM
Reg. Season	5	0	0	0	4
Playoffs	--	--	--	--	--

PIERRE LAROCHE C #10

Selected in first round of Entry Draft (Sorel QJHL), May 1974. Traded with a player to be named later (Peter Marsh) to Montreal for Peter Lee and Pete Mahovlich, Nov. 1977.

1974-77	GP	G	A	PTS	PIM
Reg. Season	240	119	134	253	99
Playoffs	15	2	9	11	2

BRAD LAUER LW #14

Signed as a free agent, Sept. 1994. Released July 1996.

1995-96	GP	G	A	PTS	PIM
Reg. Season	21	4	1	5	6
Playoffs	12	1	1	2	4

KEVIN LaVALLE LW #16

Signed as a free agent, Sept. 1986. Released July 1987.

1986-87	GP	G	A	PTS	PIM
Reg. Season	33	8	20	28	4
Playoffs	--	--	--	--	--

GORDON LAXTON G #1/30

Selected in first round of Entry Draft (New Westminster WCHL), June 1975. Released July 1983.

1975-79	GP	G	A	PTS	PIM
Reg. Season	17	0	0	0	0
Playoffs	--	--	--	--	--

JAMIE LEACH RW #20

Selected in third round of Entry Draft (Hamilton OHL), June 1987. Claimed off waivers by Hartford, Nov. 1992.

1989-92	GP	G	A	PTS	PIM
Reg. Season	60	7	7	14	10
Playoffs	--	--	--	--	--

STEVE LEACH RW #23

Signed as a free agent, Oct. 1999. Released July 2000.

1999-2000	GP	G	A	PTS	PIM
Reg. Season	56	2	3	5	24
Playoffs	--	--	--	--	--

PATRICK LEBEAU LW #18

Signed as a free agent, Oct. 1998. Released June 1999.

1998-99	GP	G	A	PTS	PIM
Reg. Season	8	1	0	1	2
Playoffs	--	--	--	--	--

BILL LeCAINE RW #17

Signed as a free agent, Aug. 1967. Released June 1969.

1968-69	GP	G	A	PTS	PIM
Reg. Season	4	0	0	0	0
Playoffs	--	--	--	--	--

DOUG LECUYER LW #23

Claimed from Winnipeg in Waiver Draft, Oct. 1982. Released Nov. 1982.

1982	GP	G	A	PTS	PIM
Reg. Season	12	1	4	5	12
Playoffs	--	--	--	--	--

PETER LEE RW #10

Acquired with Pete Mahovlich from Montreal for Pierre Larouche and a player to be named later (Peter Marsh), Nov. 1977. Released June 1983.

1977-83	GP	G	A	PTS	PIM
Reg. Season	431	114	131	245	257
Playoffs	19	0	8	8	4

PETTERI LEHTO D #8

Signed from Turku of the Finnish League, July 1984. Released June 1985.

1984-85	GP	G	A	PTS	PIM
Reg. Season	6	0	0	0	4
Playoffs	--	--	--	--	--

BOB LEITER C #23

Purchased from Hershey (AHL), May 1971. Selected by Atlanta in Expansion Draft, June 1972.

1971-72	GP	G	A	PTS	PIM
Reg. Season	78	14	17	31	18
Playoffs	4	3	0	3	0

ALAIN LEMIEUX C #11

Signed as a free agent, Dec. 1986. Released July 1987.

1986-87	GP	G	A	PTS	PIM
Reg. Season	1	0	0	0	0
Playoffs	--	--	--	--	--

NICK LIBET* LW #14

Acquired from Detroit for Pete Mahovlich, Aug. 1979. Released Aug. 1981.

1979-81	GP	G	A	PTS	PIM
Reg. Season	121	20	18	38	18
Playoffs	5	1	1	2	0



FORMER PENGUINS

WILLY LIDSTROM

RW #19

Selected from Edmonton in Waiver Draft, Oct. 1985. Released July 1987.

1985-87	GP	G	A	PTS	PIM
Reg. Season	131	24	30	54	36
Playoffs	--	--	--	--	--

TROY LONEY

LW #11/24

Selected in third round of Entry Draft (Lethbridge WHL), June 1982. Selected by Anaheim in Expansion Draft, June 1993.

1983-94	GP	G	A	PTS	PIM
Reg. Season	532	69	100	169	982
Playoffs	66	8	14	22	97

ROSS LONSBERRY

LW #18

Acquired with Tom Bladen and Orest Kindrachuk from Philadelphia for a first round choice in 1978 Entry Draft, June 1978. Released June 1981.

1978-81	GP	G	A	PTS	PIM
Reg. Season	236	56	73	129	150
Playoffs	17	2	3	5	13

DARREN LOWE

RW #35

Signed as a free agent, Feb. 1984. Released Oct. 1984.

1984	GP	G	A	PTS	PIM
Reg. Season	8	1	2	3	0
Playoffs	--	--	--	--	--

BERNIE LUKOWICH

RW #11

Selected in second round of Entry Draft (New Westminster WCHL), June 1972. Traded to St. Louis for Bob Stumpf, Jan. 1975.

1973-74	GP	G	A	PTS	PIM
Reg. Season	53	9	10	19	32
Playoffs	--	--	--	--	--

BRIAN LUNDBERG

D #2

Selected in ninth round of Entry Draft (U. of Michigan WCHA), June 1980. Released Dec. 1984.

1982-83	GP	G	A	PTS	PIM
Reg. Season	1	0	0	0	2
Playoffs	--	--	--	--	--

GILLES LUPIEN

D #2

Acquired from Montreal for a third round choice in 1983 Entry Draft, Sept. 1980. Traded to Hartford for a sixth round choice in 1981 Entry Draft, Feb. 1981.

1980-81	GP	G	A	PTS	PIM
Reg. Season	31	0	1	1	34
Playoffs	--	--	--	--	--

JACK LYNCH

D #3

Selected in second round of Entry Draft (Oshawa OHA), June 1972. Traded with Jim Rutherford to Detroit for Ron Stackhouse, Jan. 1974.

1972-74	GP	G	A	PTS	PIM
Reg. Season	64	1	25	26	61
Playoffs	--	--	--	--	--

STEVE LYON

D #5

Signed to a tryout contract, Nov. 1976. Released June 1977.

1976-77	GP	G	A	PTS	PIM
Reg. Season	3	0	0	0	2
Playoffs	--	--	--	--	--

LOWELL MacDONALD

LW #14/18

Selected from Los Angeles in Intra-League Draft, June 1970. Released Feb. 1978.

1970-78	GP	G	A	PTS	PIM
Reg. Season	328	140	166	306	60
Playoffs	15	6	4	10	8

NORM MACIVER

D #22

Acquired with Troy Murray from Ottawa for Martin Stroka, Apr. 1995. Traded to Winnipeg for Neil Wilkinson, Dec. 1995.

1995	GP	G	A	PTS	PIM
Reg. Season	45	2	30	32	38
Playoffs	12	1	4	5	8

RICK MacLEISH

LW #7/19

Acquired from Hartford for Russ Anderson and an eighth round choice in 1983 Entry Draft, Dec. 1981. Signed as a free agent by Philadelphia, Oct. 1983.

1981-83	GP	G	A	PTS	PIM
Reg. Season	46	13	17	30	30
Playoffs	5	1	1	2	0

AL MacNEIL

D #3

Selected from NY Rangers in Expansion Draft, June 1967. Traded to Montreal for Wally Boyer, June 1968.

1967-68	GP	G	A	PTS	PIM
Reg. Season	74	2	10	12	58
Playoffs	--	--	--	--	--

PETE MAHOVLICH

C #20/26

Acquired with Peter Lee from Montreal for Pierre Larouche and a player to be named later (Peter Marsh), Nov. 1977. Traded to Detroit for Nick Libetti, Aug. 1979.

1977-79	GP	G	A	PTS	PIM
Reg. Season	117	39	75	114	76
Playoffs	2	0	1	1	0

GREG MALONE

C #12

Selected in second round of Entry Draft (Oshawa OHA), June 1976. Traded to Hartford for a third round choice in 1985 Entry Draft, Sept. 1983.

1976-83	GP	G	A	PTS	PIM
Reg. Season	495	143	221	364	496
Playoffs	18	3	5	8	32

JIMMY MANN

RW #18

Signed as a free agent, June 1987. Released, July 1988.

1987-88	GP	G	A	PTS	PIM
Reg. Season	9	0	0	0	53
Playoffs	--	--	--	--	--

MOE MANTHA

D #20

Acquired with a first round pick in 1984 Entry Draft from Winnipeg to complete the deal that sent Randy Carlyle to Winnipeg, Mar. 1984. Traded with Craig Simpson, Dave Hannan and Chris Joseph to Edmonton for Paul Coffey, Dave Hunter and Wayne Von Dorp, Nov. 1987.

1984-87	GP	G	A	PTS	PIM
Reg. Season	232	37	131	168	223
Playoffs	--	--	--	--	--

FORMER PENGUINS



PAUL MARSHALL LW #20
 Selected in second round of Entry Draft (Brantford OHA), Aug. 1979. Traded with Kim Davis to Toronto for Dave Burrows and Paul Gardner. Nov. 1980.

1979-80	GP	G	A	PTS	PIM
Reg. Season	59	12	12	24	13
Playoffs	1	0	0	0	0

DWIGHT MATHIASSEN RW #11/22/24/34
 Signed as a free agent, Mar. 1986. Released July 1988.

1986-88	GP	G	A	PTS	PIM
Reg. Season	33	1	7	8	18
Playoffs	--	--	--	--	--

DICK MATTIUSI LW #5
 Purchased from Cleveland (AHL), Sept. 1966. Traded with Earl Ingarfield and Gene Ubricco to Oakland for Bryan Watson, George Swarbrick and Tracy Pratt, Jan. 1969.

1967-69	GP	G	A	PTS	PIM
Reg. Season	44	0	4	4	32
Playoffs	--	--	--	--	--

BRYAN MAXWELL D #5
 Claimed from Winnipeg on waivers, Oct. 1983. Released July 1985.

1983-85	GP	G	A	PTS	PIM
Reg. Season	89	3	20	23	141
Playoffs	--	--	--	--	--

PAT MAYER D #32
 Signed as a free agent, July 1987. Traded to Los Angeles for Tim Tooty, Mar. 1989.

1987-88	GP	G	A	PTS	PIM
Reg. Season	1	0	0	0	4
Playoffs	--	--	--	--	--

GARY McADAM LW #16
 Acquired from Buffalo for Dave Schultz, Feb. 1979. Traded to Detroit for Earl Thompson, Jan. 1981.

1979-81	GP	G	A	PTS	PIM
Reg. Season	140	27	40	67	95
Playoffs	12	3	3	6	9

ANDREW McBAIN RW #9
 Acquired with Jim Kyte and Randy Gilhen from Winnipeg for Randy Cunneynworth, Rick Tabaracci and Dave McLlwain, June 1989. Traded with Dave Caputo and Dan Quinn to Vancouver for Rod Buskas, Barry Pederson and Tony Tanti, Jan. 1990.

1989-90	GP	G	A	PTS	PIM
Reg. Season	41	5	9	14	51
Playoffs	--	--	--	--	--

DUNC McCALLUM D #6/26
 Acquired with Paul Andrea and George Konik from NY Rangers for Larry Jeffrey, June 1967. Claimed by Providence (AHL), in Reverse Draft, June 1969. Purchased from Providence, Jan. 1970. Released Mar. 1971.

1967-71	GP	G	A	PTS	PIM
Reg. Season	185	14	35	49	228
Playoffs	10	1	2	3	12

KEVIN McCARTHY D #24/25
 Acquired from Vancouver for a third round choice in 1984 Entry Draft, Jan. 1984. Signed as a free agent by Philadelphia, July 1985.

1984-85	GP	G	A	PTS	PIM
Reg. Season	95	13	26	39	82
Playoffs	--	--	--	--	--

KEVIN McCLELLAND C #18
 Acquired with Pat Boutette from Hartford as compensation for Hartford signing free agent Greg Millen, June 1981. Traded with a sixth round pick in 1984 Entry Draft to Edmonton for Tom Rouiston, Dec. 1983.

1981-83	GP	G	A	PTS	PIM
Reg. Season	72	8	12	20	139
Playoffs	5	1	1	2	5

KEITH McCREARY LW #10/21
 Selected from Montreal in Expansion Draft, June 1967. Selected by Atlanta in Expansion Draft, June 1972.

1967-72	GP	G	A	PTS	PIM
Reg. Season	292	82	59	141	199
Playoffs	11	0	4	4	6

AB McDONALD LW #20
 Selected from Detroit in Expansion Draft, June 1967. Traded to St. Louis in a three-way deal with Philadelphia with Pittsburgh acquiring Lou Angotti, June 1968.

1967-68	GP	G	A	PTS	PIM
Reg. Season	74	22	21	43	38
Playoffs	--	--	--	--	--

JOE McDONNELL D #2
 Signed as a free agent, Dec. 1984. Released July 1987.

1984-86	GP	G	A	PTS	PIM
Reg. Season	43	2	9	11	22
Playoffs	--	--	--	--	--

AL McDONOUGH RW #9
 Acquired from Los Angeles for Bob Woytowich, Jan. 1972. Traded to Atlanta for Chuck Arnason and Bob Paradise, Jan. 1974.

1972-74	GP	G	A	PTS	PIM
Reg. Season	152	56	74	130	46
Playoffs	4	0	1	1	0

SHAWN McEACHERN C/LW #15
 Selected in sixth round of Entry Draft (Maligon, MA HS), June 1987. Traded to Los Angeles for Marty McSorley, Aug. 1993. Acquired with Tomas Sandstrom from Los Angeles for Marty McSorley and Jim Paek, Feb. 1994. Traded to Boston with Kevin Stevens for Bryan Smolinski, Glen Murray and a third round choice in 1996 Entry Draft, Aug. 1995.

1991-93/94-95	GP	G	A	PTS	PIM
Reg. Season	170	53	59	112	78
Playoffs	48	6	11	17	24

JIM McGEOUGH RW #16/22
 Acquired from Washington for Mark Taylor, Mar. 1985. Released July 1987.

1985-87	GP	G	A	PTS	PIM
Reg. Season	42	4	10	14	20
Playoffs	--	--	--	--	--



FORMER PENGUINS

BRIAN MCKENZIE LW #15

Selected in second round of Entry Draft (St. Catherine's OHA), June 1971. Sold to Atlanta, Oct. 1972.

1971-72	GP	G	A	PTS	PIM
Reg. Season	6	1	1	2	4
Playoffs	--	--	--	--	--

JIM MCKENZIE LW #33

Acquired from Dallas for Mike Needham, Mar. 1994. Released July 1995

1994-95	GP	G	A	PTS	PIM
Reg. Season	50	2	1	3	79
Playoffs	8	0	0	0	4

DAVE McLLWAIN C #19/26

Selected in ninth round of Entry Draft (North Bay OHL), June 1986. Traded with Randy Cunneyworth and Rick Tabaracci to

Winnipeg for Jim Kyle, Andrew McBain and Randy Gilhen, June 1989. Acquired from Ottawa for an eighth round choice in 1996 Entry Draft, Mar. 1996. Released June 1996.

1987-89/96	GP	G	A	PTS	PIM
Reg. Season	109	14	15	29	50
Playoffs	9	0	1	1	0

MIKE McMAHON D #26

Acquired from Detroit for Billy Dea, Oct. 1969. Selected by Buffalo in Expansion Draft, June 1970.

1969-70	GP	G	A	PTS	PIM
Reg. Season	12	1	3	4	19
Playoffs	--	--	--	--	--

BOB McMANAMA D #15

Signed as a free agent, Aug. 1973. Released June 1978

1973-76	GP	G	A	PTS	PiM
Reg. Season	99	11	25	36	28
Playoffs	8	0	1	1	6

MARTY McSORLEY RW/D #4/33

Signed as a free agent, July 1982. Traded with Tim Hrynewich to Edmonton for Gilles Meloche, Sept. 1985. Acquired from Los Angeles for Shawn McEachern, Aug. 1993. Traded to Los Angeles with Jim Paek for Shawn McEachern and Tomas Sandstrom, Feb. 1994.

1983-85/93-94	GP	G	A	PTS	PIM
Reg. Season	134	5	25	30	378
Playoffs	--	--	--	--	--

MIKE MEEKER RW #8/16

Selected in second round of Entry Draft (Peterborough OHL), June 1978. Released Nov. 1982.

1978-79	GP	G	A	PTS	PIM
Reg. Season	4	0	0	0	5
Playoffs	--	--	--	--	--

RON MEIGHAN D #5

Acquired with Anders Hakansson from Minnesota for George Ferguson and a first round choice in 1983 Entry Draft, Oct. 1982. Released Mar. 1985.

1982-83	GP	G	A	PTS	PIM
Reg. Season	41	2	6	8	16
Playoffs	--	--	--	--	--

GILLES MELOCHE G #27

Acquired from Edmonton for Tim Hrynewich and Marty McSorley, Sept. 1985. Released July 1988.

1985-88	GP	G	A	PTS	PIM
Reg. Season	104	0	2	2	22
Playoffs	--	--	--	--	--

DAVE MICHAYLUK LW #34

Signed as a free agent, May 1989. Released June 1992.

1992	GP	G	A	PTS	PIM
Reg. Season	--	--	--	--	--
Playoffs	7	1	1	2	0

GREG MILLEN G #29

Selected in fifth round of Entry Draft (Peterborough OHL), June 1977. Signed by Hartford as a free agent, June 1981.

Pittsburgh received Pat Boutette and rights to Kevin McClelland as compensation.

1978-81	GP	G	A	PTS	PIM
Reg. Season	135	0	5	5	20
Playoffs	10	0	0	0	0

KEVIN MILLER C #8

Acquired from San Jose for a fifth round choice in 1996 Entry Draft and future considerations, Mar. 1996. Released June 1996.

1996	GP	G	A	PTS	PIM
Reg. Season	13	6	5	11	4
Playoffs	18	3	2	5	8

KIP MILLER C #37

Claimed from NY Islanders in Waiver Draft, Oct. 1998. Traded to Anaheim for future considerations, Jan. 2000. Signed as a free agent, Sept. 30, 2000. Released July 2001

1998-2001	GP	G	A	PTS	PIM
Reg. Season	154	26	46	72	38
Playoffs	13	2	7	9	19

DMITRI MIRONOV D #15

Acquired from Toronto for Larry Murphy, July 1995. Traded with Shawn Antoski to Anaheim for Alex Hicks and Fredrik Olausson, Nov. 1996.

1995-96	GP	G	A	PTS	PIM
Reg. Season	87	4	36	40	112
Playoffs	15	0	1	1	10

CARL MOKOSAK LW #31

Signed as a free agent, July 1986. Released July 1988.

1986-87	GP	G	A	PTS	PIM
Reg. Season	3	0	0	0	4
Playoffs	--	--	--	--	--

FORMER PENGUINS



HARTLAND MONOHAN RW #8

Acquired from Washington for a first round choice in 1979 Entry Draft, Oct. 1977. Traded with Syl Apps to Los Angeles for Dave Schultz, Gene Carr and a fourth round choice in 1978 Entry Draft, Nov. 1977.

1977-78	GP	G	A	PTS	PIM
Reg. Season	7	2	0	2	2
Playoffs	--	--	--	--	--

JIM MORRISON D #27

Purchased from Baltimore (AHL), Oct. 1969. Signed by Baltimore as a free agent, Oct. 1971.

1969-71	GP	G	A	PTS	PIM
Reg. Season	132	5	25	30	72
Playoffs	8	0	3	3	10

LEW MORRISON RW #16

Acquired from Washington for Ron Lalonde, Dec. 1974. Loaned to Binghamton (AHL), Nov. 1977.

1974-78	GP	G	A	PTS	PIM
Reg. Season	214	13	13	26	12
Playoffs	13	0	0	0	0

JOE MULLEN RW #7

Acquired from Calgary for a second round choice in 1990 Entry Draft, June 1990. Signed as a free agent by Boston, July 1995. Signed as a free agent, Sept. 1996. Retired May 1997.

1990-95/96-97	GP	G	A	PTS	PIM
Reg. Season	379	153	172	325	101
Playoffs	62	15	17	32	24

GLENN MULVENNA C #45

Signed as a free agent, Dec. 1987. Released June 1992.

1991-92	GP	G	A	PTS	PIM
Reg. Season	1	0	0	0	2
Playoffs	--	--	--	--	--

PAUL MULVEY LW #26

Acquired from Washington as compensation for Washington signing Orest Kindrachuk, Sept. 1981. Claimed by Los Angeles on waivers, Dec. 1981.

1981	GP	G	A	PTS	PIM
Reg. Season	27	1	7	8	76
Playoffs	--	--	--	--	--

CRAIG MUNI D #28

Signed as a free agent, Oct. 1996. Released June 1997.

1996-97	GP	G	A	PTS	PIM
Reg. Season	64	0	4	4	36
Playoffs	3	0	0	0	0

LARRY MURPHY D #4/55

Acquired with Peter Taglianielli from Minnesota for Jim Johnson and Chris Dahlquist, Dec. 1990. Traded to Toronto for Dmitri Mironov and a second round pick in 1996 Entry Draft, July 1995.

1990-95	GP	G	A	PTS	PIM
Reg. Season	336	78	223	301	215
Playoffs	74	15	57	72	73

GLEN MURRAY RW #27

Acquired with Bryan Smolinski from Boston for Shawn McEachern and Kevin Stevens, Aug. 1995. Traded to Los Angeles for Eddie Olczyk, Mar. 1997.

1995-97	GP	G	A	PTS	PIM
Reg. Season	135	25	26	51	81
Playoffs	18	2	6	8	10

TROY MURRAY C #12

Acquired with Norm MacIver from Ottawa for Martin Straka, Apr. 1995. Released July 1995.

1995	GP	G	A	PTS	PIM
Reg. Season	13	0	2	2	23
Playoffs	12	2	1	3	12

MARKUS NASLUND RW #29

Selected in first round of Entry Draft (MoDo Sweden), June 1991. Traded to Vancouver for Alek Slijanov, Mar. 1996.

1993-96	GP	G	A	PTS	PIM
Reg. Season	151	25	42	67	65
Playoffs	--	--	--	--	--

PAT NEATON D #36

Selected in seventh round of Entry Draft (U. of Michigan CCHA), June 1990. Released July 1995.

1993-95	GP	G	A	PTS	PIM
Reg. Season	9	1	1	2	12
Playoffs	--	--	--	--	--

PETR NEDVED C #93

Acquired with Sergei Zubov from NY Rangers for Luc Robitaille and Ulf Samuelsson, Aug. 1995. Traded with Chris Tamer and Sean Pronger to NY Rangers for Alexei Kovalev and Harry York, Nov. 1998.

1995-97	GP	G	A	PTS	PIM
Reg. Season	154	78	92	170	134
Playoffs	23	11	12	23	28

MIKE NEEDHAM RW #45/39

Selected in sixth round of Entry Draft (Kamloops WHL), June 1989. Traded to Dallas for Jim McKenzie, Mar. 1994.

1992-94	GP	G	A	PTS	PIM
Reg. Season	81	9	5	14	16
Playoffs	14	2	0	2	4

TODD NELSON D #44

Selected in fourth round of Entry Draft (Prince Albert WHL), June 1989. Signed as a free agent by Washington, July 1993.

1991-92	GP	G	A	PTS	PIM
Reg. Season	1	0	0	0	0
Playoffs	--	--	--	--	--

CAM NEWTON G #1/30

Selected in eighth round of Entry Draft (Kitchener OHA), June 1970. Signed by Chicago (WHA), May 1973.

1970-71/72-73	GP	G	A	PTS	PIM
Reg. Season	16	0	1	1	6
Playoffs	--	--	--	--	--

TED NOLAN LW #25/34

Purchased from Buffalo, Sept. 1985. Released July 1986.

1985-86	GP	G	A	PTS	PIM
Reg. Season	18	1	1	2	34
Playoffs	--	--	--	--	--



FORMER PENGUINS

SIMON NOLET

RW #9

Acquired with Ed Gilbert and a first round choice in 1976 Entry Draft from Kansas City for Steve Durban. Chuck Arnason and a first round choice in 1976 Entry Draft, Jan. 1975. Sent with Michel Plasse to Colorado as compensation for Pittsburgh signing Denis Herron as a free agent, Aug. 1976.

1975-76	GP	G	A	PTS	PIM
Reg. Season	39	9	8	17	2
Playoffs	3	0	0	0	0

JOE NORIS

D #27

Selected in third round of Entry Draft (Toronto OHA), June 1971. Traded to St. Louis for Jim Shires, Jan. 1973.

1971-72	GP	G	A	PTS	PIM
Reg. Season	35	2	5	7	36
Playoffs	--	--	--	--	--

JEFF NORTON

D #4

Signed as a free agent, Nov. 14, 2000. Traded to San Jose for Bobby Dallas and Johan Hedberg, Mar. 12, 2001

2000-01	GP	G	A	PTS	PIM
Reg. Season	32	2	10	12	20
Playoffs	--	--	--	--	--

HANK NOWAK

G #27

Purchased from Hershey (AHL), May 1973. Traded with a third round choice in 1974 Entry Draft to Detroit for Nelson DeBenedet, May 1974.

1973-74	GP	G	A	PTS	PIM
Reg. Season	13	0	0	0	11
Playoffs	--	--	--	--	--

ROMAN OKSIUTA

RW #20

Acquired from Anaheim for Richard Park, Mar. 1997. Released Oct. 1997.

1997	GP	G	A	PTS	PIM
Reg. Season	7	0	0	0	4
Playoffs	--	--	--	--	--

FREDRIK OLAUSSON

D #23

Acquired with Alex Hicks from Anaheim for Shawn Antoski and Dmitri Mironov, Nov. 1996. Signed as a free agent by Anaheim, July 1998.

1996-98	GP	G	A	PTS	PIM
Reg. Season	127	13	47	60	80
Playoffs	10	0	4	4	2

EDDIE OLCZYK

LW #27/16

Acquired from Los Angeles for Glen Murray, Mar. 1997. Signed as a free agent by Chicago, July 1998.

1997-98	GP	G	A	PTS	PIM
Reg. Season	68	15	18	33	41
Playoffs	11	3	0	3	16

KRZYSZTOF OLIWA

LW #29

Acquired from Columbus for a third round choice in 2001 Entry Draft, Jan. 14, 2001

2001-02	GP	G	A	PTS	PIM
Reg. Season	83	1	4	5	281
Playoffs	5	0	0	0	16

TOM O'REGAN

C #8/12

Signed as a free agent, Sept. 1983. Released July 1986

1983-86	GP	G	A	PTS	PIM
Reg. Season	61	5	12	17	10
Playoffs	--	--	--	--	--

DENNIS OWCHAR

D #25

Selected in fourth round of Entry Draft (Toronto OHA), May 1973. Traded to Colorado for Tom Edur, Dec. 1977.

1974-78	GP	G	A	PTS	PIM
Reg. Season	168	18	49	67	146
Playoffs	8	0	1	1	6

JIM PAEK

D #2/3

Selected in ninth round of Entry Draft (Oshawa OHL), June 1985. Traded to Los Angeles with Marty McSorley for Shawn McEachern and Tomas Sandstrom, Feb. 1994.

1990-94	GP	G	A	PTS	PIM
Reg. Season	170	4	26	30	108
Playoffs	27	1	4	5	8

WILF PAIMENT

RW #9

Signed as a free agent, July 1987. Released July 1988.

1987-88	GP	G	A	PTS	PIM
Reg. Season	23	2	6	8	39
Playoffs	--	--	--	--	--

BOB PARADISE

D #2/24

Acquired with Chuck Arnason from Atlanta for A. McDonough, Jan. 1974. Traded to Washington for a second round choice in 1976 Entry Draft, Nov. 1975. Acquired from Washington for rights to Don Awrey, Oct. 1977. Released June 1979.

1973-76/77-79	GP	G	A	PTS	PIM
Reg. Season	203	7	33	40	209
Playoffs	7	0	1	1	17

RICH PARENT

G #31

Signed as a free agent, Sept. 24, 2000. Released July 2001.

2000-01	GP	G	A	PTS	PIM
Reg. Season	7	0	0	0	0
Playoffs	--	--	--	--	--

RICHARD PARK

C #26/76

Selected in second round of Entry Draft (Belleville OHL), June 1994. Traded to Anaheim for Roman Oksiuta, Mar. 1997.

1994-97	GP	G	A	PTS	PIM
Reg. Season	58	4	7	11	38
Playoffs	4	0	0	0	2

ED PATTERSON

RW #44

Selected in seventh round of Entry Draft (Kamloops WHL), June 1991. Released July 1997.

1993-96	GP	G	A	PTS	PIM
Reg. Season	68	3	3	6	56
Playoffs	--	--	--	--	--

MEL PEARSON

C/LW #23

Selected from Chicago in Expansion Draft, June 1967. Sold to Portland (WHL), July 1968.

1967-68	GP	G	A	PTS	PIM
Reg. Season	2	0	1	1	0
Playoffs	--	--	--	--	--

FORMER PENGUINS



BARRY PEDERSON C #10
 Acquired with Rod Buskas from Vancouver for Dave Capuano, Andrew McBain and Dan Quinn, Jan. 1990. Released June 1991.

1990-91	GP	G	A	PTS	PIM
Reg. Season	84	10	26	36	50
Playoffs	--	--	--	--	--

FRANK PIETRANGELO G #40
 Selected in seventh round of Entry Draft (U. of Minnesota WCHA), June 1984. Traded to Hartford for future considerations, Mar. 1992.

1987-92	GP	G	A	PTS	PIM
Reg. Season	87	0	3	3	30
Playoffs	5	0	1	1	2

DOMENIC PITTIS C #23
 Selected in the second round of Entry Draft (Lethbridge WHL), June 1993. Signed as a free agent by Buffalo, July 1998.

1996-97	GP	G	A	PTS	PIM
Reg. Season	1	0	0	0	0
Playoffs	--	--	--	--	--

MICHEL PLASSE G #31
 Acquired from Kansas City for Jean Guy Legace and Denis Herron, Jan. 1975. Sent with Simon Nolet to Colorado as compensation for Pittsburgh signing Denis Herron, Aug. 1976.

1975-76	GP	G	A	PTS	PIM
Reg. Season	76	0	3	3	24
Playoffs	3	0	0	0	0

GREG POLIS LW #22
 Selected in the first round of Entry Draft (Estevan WCHL), June 1970. Traded with Bryan Watson and a second round draft choice in 1974 Entry Draft to St. Louis for Bob Kelly, Ab DeMarco and Steve Durbano, Jan. 1974.

1970-74	GP	G	A	PTS	PIM
Reg. Season	256	88	70	158	146
Playoffs	4	0	2	2	0

PETER POPOVIC D #34
 Acquired from NY Rangers for Kevin Hatcher, Oct. 1999. Signed by Boston as a free agent, June 2000.

1999-2000	GP	G	A	PTS	PIM
Reg. Season	54	1	5	6	30
Playoffs	10	0	0	0	10

KELLY PRATT RW #12
 Signed as a free agent, July 1974. Sold to Hershey (AHL), Aug. 1975.

1974-75	GP	G	A	PTS	PIM
Reg. Season	33	0	6	6	15
Playoffs	--	--	--	--	--

TRACY PRATT D #6/11
 Acquired with George Swarbrick and Bryan Watson from Oakland for Earl Ingarfield, Dick Mattiussi and Gene Ubriaco, Jan. 1969. Selected by Buffalo in Expansion Draft, June 1970.

1968-70	GP	G	A	PTS	PIM
Reg. Season	83	5	12	17	158
Playoffs	10	0	1	1	51

DEAN PRENTICE LW #20
 Selected from Detroit in Intra-League Draft, June 1969. Sold to Minnesota, Oct. 1971.

1969-71	GP	G	A	PTS	PIM
Reg. Season	144	47	42	89	32
Playoffs	12	2	5	7	8

NOEL PRICE D #4
 Selected from Montreal in Expansion Draft, June 1967. Claimed by Springfield (AHL) in Reverse Draft, June 1969.

1967-69	GP	G	A	PTS	PIM
Reg. Season	143	8	45	53	109
Playoffs	--	--	--	--	--

PAT PRICE D #2
 Acquired from Edmonton for Pat Hughes, Mar. 1981. Signed as a free agent by Quebec, Dec. 1982.

1980-82	GP	G	A	PTS	PIM
Reg. Season	128	8	52	60	459
Playoffs	10	1	1	2	49

TOM PRICE D #6/25/28
 Signed as a free agent, Feb. 1977. Released June 1980.

1977-79	GP	G	A	PTS	PIM
Reg. Season	19	0	2	2	8
Playoffs	--	--	--	--	--

KEN PRIESTLAY C #18
 Acquired from Buffalo for Tony Tanti, Mar. 1991. Released July 1993.

1991-92	GP	G	A	PTS	PIM
Reg. Season	52	2	9	11	4
Playoffs	--	--	--	--	--

SEAN PRONGER C #12
 Acquired from Anaheim for rights to Patrick Lalime, Mar. 1998. Traded with Petr Nedved and Chris Tamer to NY Rangers for Alexei Kovalev and Harry York, Nov. 1998.

1998	GP	G	A	PTS	PIM
Reg. Season	7	1	0	1	2
Playoffs	5	0	0	0	4

JEAN PRONOVOST RW #19
 Purchased with John Arbour from Boston, May 1968. Traded to Atlanta with Atlanta sending Dick Redmond to Boston and Boston sending Gregg Sheppard to Pittsburgh, Sept. 1978.

1968-78	GP	G	A	PTS	PIM
Reg. Season	753	316	287	603	306
Playoffs	29	9	9	18	12

DAN QUINN C #10/14/9
 Acquired from Calgary for Mike Bullard, Nov. 1986. Traded with Andrew McBain and Dave Capuano to Vancouver for Tony Tanti, Barry Pederson and Rod Buskas, Jan. 1990. Signed as a free agent, July 1996. Released Dec. 1996.

1986-90/96	GP	G	A	PTS	PIM
Reg. Season	270	111	165	276	224
Playoffs	11	6	3	9	10

MIKE RAMSEY D #6
 Acquired from Buffalo for Bob Erey, Mar. 1993. Released June 1994.

1993-94	GP	G	A	PTS	PIM
Reg. Season	77	3	4	7	30
Playoffs	13	0	6	6	4



FORMER PENGUINS

MARK RECCHI RW #8/18

Selected in fourth round of the Entry Draft (Kamloops WHL), June 1988. Traded with Brian Benning and Los Angeles' first round choice in 1992 Entry Draft to Philadelphia for Rick Tocchet, Kjell Samuelsson, Ken Wregget and a conditional draft choice, Feb. 1992.

1988-92	GP	G	A	PTS	PIM
Reg. Season	225	104	148	252	170
Playoffs	24	10	24	34	33

GREG REDQUEST G #25

Selected in fourth round of Entry Draft (Kingston OHL), June 1976. Released June 1979.

1977-78	GP	G	A	PTS	PIM
Reg. Season	1	0	0	0	0
Playoffs	--	--	--	--	--

NICK RICCI G #37

Selected in the fourth round of Entry Draft (Niagara Falls OHL), Aug. 1979. Traded with Pat Graham to Toronto for Rocky Saganiuk and Vincent Tremblay, Aug. 1983.

1979-83	GP	G	A	PTS	PIM
Reg. Season	19	0	0	0	2
Playoffs	--	--	--	--	--

STEPHANE RICHER C #44

Signed by Pittsburgh as a free agent, Oct. 2001. Traded to New Jersey for conditional choice in the 2002 Entry Draft, Mar. 19, 2002.

2001-02	GP	G	A	PTS	PIM
Reg. Season	58	13	12	25	14
Playoffs	--	--	--	--	--

PAT RIGGIN G #1

Acquired from Boston for Roberto Romano, Feb. 1987. Released July 1988.

1987-88	GP	G	A	PTS	PIM
Reg. Season	39	0	1	1	14
Playoffs	--	--	--	--	--

GARY RISSLING RW #10/15/20/23

Acquired from Washington for a fifth round choice in 1981 Entry Draft, Jan. 1981. Released June 1987.

1983-85	GP	G	A	PTS	PIM
Reg. Season	185	20	26	46	832
Playoffs	5	0	1	1	4

BOB RIVARD LW #19

Selected from Montreal in Expansion Draft, June 1967. Sent to Baltimore (AHL) to complete an earlier deal where Pittsburgh purchased Jim Morrison, Nov. 1969.

1967-68	GP	G	A	PTS	PIM
Reg. Season	27	5	12	17	4
Playoffs	--	--	--	--	--

RENE ROBERT C #14

Claimed from Toronto in Intra-League Draft, June 1971. Traded to Buffalo for Eddie Shack, Mar. 1972.

1971-72	GP	G	A	PTS	PIM
Reg. Season	49	7	11	18	42
Playoffs	--	--	--	--	--

GORD ROBERTS D #14/28

Acquired from St. Louis for future considerations, Oct. 1990. Signed as a free agent by Boston, June 1992.

1990-92	GP	G	A	PTS	PIM
Reg. Season	134	5	34	39	89
Playoffs	43	1	4	5	95

LUC ROBILTAILE LW #20

Acquired from Los Angeles for Rick Tocchet and a second round choice in 1995 Entry Draft, July 1994. Traded to NY Rangers with Ulf Samuelsson for Sergei Zubov and Petr Nedved, Aug. 1995.

1994-95	GP	G	A	PTS	PIM
Reg. Season	46	23	19	42	37
Playoffs	12	7	4	11	26

DAVE ROCHE LW #51

Selected in third round of Entry Draft (Peterborough OHL), June 1993. Traded to Calgary with Ken Wregget for Todd Hlushka and German Titov, June 1998.

1995-97	GP	G	A	PTS	PIM
Reg. Season	132	12	12	24	285
Playoffs	16	2	7	9	26

ROBERTO ROMANO G #30/35

Signed as a free agent, Dec. 1982. Traded to Boston for Pat Riffin, Feb. 1987. Signed as a free agent, Oct. 1993. Released June 1994.

1982-87/93-94	GP	G	A	PTS	PIM
Reg. Season	125	0	1	1	6
Playoffs	--	--	--	--	--

TOM ROULSTON RW #12/18

Acquired from Edmonton for Kevin McLelland and a sixth round choice in 1984 Entry Draft, Dec. 1983. Released July 1986.

1984-86	GP	G	A	PTS	PIM
Reg. Season	58	11	17	28	10
Playoffs	--	--	--	--	--

MIKE ROWE D #5/33

Selected in the third round of Entry Draft (Toronto OHL), June 1983. Released July 1988.

1984-87	GP	G	A	PTS	PIM
Reg. Season	11	0	0	0	11
Playoffs	--	--	--	--	--

DUANE RUPP D #2

Acquired from Minnesota for Leo Boivin, Jan. 1969. Released June 1974.

1969-74	GP	G	A	PTS	PIM
Reg. Season	265	21	83	104	170
Playoffs	10	2	2	4	8

TERRY RUSKOWSKI LW #8

Signed as a free agent, Oct. 1985. Signed by Minnesota as a free agent, July 1987.

1985-87	GP	G	A	PTS	PIM
Reg. Season	143	40	74	114	309
Playoffs	--	--	--	--	--

JIM RUTHERFORD G #1/29

Selected from Detroit in Intra-League Draft, June 1971. Traded with Jack Lynch to Detroit for Ron Stackhouse, Jan. 1974.

1971-74	GP	G	A	PTS	PIM
Reg. Season	115	0	1	1	18
Playoffs	4	0	0	0	0

FORMER PENGUINS



ROCKY SAGANIUK RW #11/33
Acquired with Vincent Tremblay from Toronto for Pat Graham and Nick Ricci, Aug. 1983. Removed from reserve list, July 1984.

1983-84	GP	G	A	PTS	PIM
Reg. Season	29	1	3	4	37
Playoffs	--	--	--	--	--

KJELL SAMUELSSON D #23/28
Acquired with Rick Tocchet, Ken Wregget and a conditional draft pick from Philadelphia for Mark Recchi, Brian Benning and Los Angeles' first round choice in 1992 Entry Draft, Feb. 1992. Signed as a free agent by Philadelphia, July 1995.

1992-95	GP	G	A	PTS	PIM
Reg. Season	183	10	22	32	312
Playoffs	44	0	7	7	66

ULF SAMUELSSON D #5
Acquired with Ron Francis and Grant Jennings from Hartford for John Cullen, Zarley Zalapski and Jeff Parker, Mar. 1991. Traded with Luc Robitaille to NY Rangers for Petr Nedved and Sergei Zubov, Aug. 1995.

1991-95	GP	G	A	PTS	PIM
Reg. Season	277	11	83	94	804
Playoffs	66	4	12	16	123

DEREK SANDERSON C #16
Signed as a free agent, Mar. 1978. Released June 1978.

1978	GP	G	A	PTS	PIM
Reg. Season	13	3	1	4	0
Playoffs	--	--	--	--	--

TOMAS SANDSTROM RW #17
Acquired with Shawn McEachern from Los Angeles for Marty McSorley and Jim Paek, Feb. 1994. Traded to Detroit for Greg Johnson, Jan. 1997.

1994-97	GP	G	A	PTS	PIM
Reg. Season	172	71	84	155	168
Playoffs	36	7	5	12	50

GRANT SASSER C #19
Selected in fifth round of Entry Draft (Portland WHL), June 1982. Released July 1986.

1983-84	GP	G	A	PTS	PIM
Reg. Season	3	0	0	0	0
Playoffs	--	--	--	--	--

GLEN SATHER LW #16
Selected from Boston in Intra-League Draft, June 1969. Traded to NY Rangers for Syl Apps and Sheldon Kannegiesser, Jan. 1971.

1969-71	GP	G	A	PTS	PIM
Reg. Season	122	20	17	37	210
Playoffs	10	0	2	2	17

RYAN SAVOIA C #18
Signed as a free agent, Apr. 1995. Released July 1999.

1998-99	GP	G	A	PTS	PIM
Reg. Season	3	0	0	0	0
Playoffs	--	--	--	--	--

KEN SCHINKEL RW #12
Selected from NY Rangers in Expansion Draft, June 1967. Retired Jan. 1973.

1967-73	GP	G	A	PTS	PIM
Reg. Season	371	93	143	236	86
Playoffs	13	6	1	7	4

NORM SCHMIDT D #3/25
Selected in fourth round of Entry Draft (Oshawa OHL), June 1981. Released July 1988.

1983-84/85-88	GP	G	A	PTS	PIM
Reg. Season	125	23	33	56	73
Playoffs	--	--	--	--	--

RON SCHOCK C #17
Acquired with Craig Cameron from St. Louis for Lou Angotti and a first round choice in 1971 Entry Draft, June 1969. Traded to Buffalo for Brian Spencer, Sept. 1977.

1969-77	GP	G	A	PTS	PIM
Reg. Season	619	124	280	404	201
Playoffs	29	2	12	14	23

DWIGHT SCHOFIELD D #4
Purchased from Washington, Oct. 1986. Released July 1987.

1986-87	GP	G	A	PTS	PIM
Reg. Season	25	1	6	7	59
Playoffs	--	--	--	--	--

DAVE SCHULTZ LW #8
Acquired with Gene Carr and a fourth round choice in 1978 Entry Draft from Los Angeles for Syl Apps and Harland Monahan, Nov. 1977. Traded to Buffalo for Gary McAdam, Feb. 1979.

1977-79	GP	G	A	PTS	PIM
Reg. Season	113	13	34	47	535
Playoffs	--	--	--	--	--

ROD SCHUTT LW #23/27
Acquired from Montreal for a first round choice in 1981 Entry Draft, Oct. 1978. Signed as a free agent by Toronto, Oct. 1985.

1978-85	GP	G	A	PTS	PIM
Reg. Season	278	76	92	168	177
Playoffs	22	8	6	14	26

JEFF SEROWIK D #16
Signed as a free agent, Oct. 1998. Released July 1999.

1998-99	GP	G	A	PTS	PIM
Reg. Season	26	0	6	6	16
Playoffs	--	--	--	--	--

EDDIE SHACK LW #23/24
Acquired from Buffalo for Rene Robert, Mar. 1972. Purchased by Toronto, July 1973.

1972-73	GP	G	A	PTS	PIM
Reg. Season	87	30	29	59	96
Playoffs	4	0	1	1	15

DOUG SHEDDEN RW #14
Selected in fifth round of Entry Draft (Sault St. Marie OHL), June 1980. Traded to Detroit for Ron Duguay, Mar. 1986.

1981-86	GP	G	A	PTS	PIM
Reg. Season	332	123	159	282	148
Playoffs	--	--	--	--	--

GREGG SHEPPARD C #19
Acquired from Boston with Boston receiving Dick Redmond from Atlanta and Pittsburgh sending Jean Pronovost to Atlanta, Sept. 1978. Released June 1982.

1978-82	GP	G	A	PTS	PIM
Reg. Season	241	50	73	123	113
Playoffs	17	4	7	11	2



FORMER PENGUINS

JIM SHIRES LW #27
 Acquired from St. Louis for Joe Noris, Jan. 1973. Released June 1974.

1973	GP	G	A	PTS	PIM
Reg. Season	18	1	2	3	2
Playoffs	--	--	--	--	--

CHARLIE SIMMER RW #13/16
 Selected from Boston in Waiver Draft, Oct. 1988. Released July 1989.

1988-89	GP	G	A	PTS	PIM
Reg. Season	50	11	17	28	24
Playoffs	--	--	--	--	--

BOB SIMPSON LW #28/33
 Signed as a free agent, Oct. 1981. Released July 1984.

1981-83	GP	G	A	PTS	PIM
Reg. Season	30	10	9	19	4
Playoffs	2	0	0	0	0

CRAIG SIMPSON RW #18
 Selected in the first round of Entry Draft (Michigan State CCHA), June 1985. Traded with Dave Hannan, Chris Joseph and Moe Mantha to Edmonton for Paul Coffey, Dave Hunter and Wayne Van Dorp, Nov. 1988.

1985-88	GP	G	A	PTS	PIM
Reg. Season	169	50	55	105	140
Playoffs	--	--	--	--	--

VILLE SIREN D #5
 Acquired from Hartford for Pat Boutette, Nov. 1984. Traded with Steve Golas to Minnesota for Scott Bjugstad and Gord Dineen, Dec. 1988.

1984-88	GP	G	A	PTS	PIM
Reg. Season	187	10	45	55	144
Playoffs	--	--	--	--	--

PAVEL SKRBEK D #46
 Selected in second round of Entry Draft (Kladno Czech), June 1996. Traded to Nashville for Bob Boughner, Mar. 2000.

1998-99	GP	G	A	PTS	PIM
Reg. Season	4	0	0	0	2
Playoffs	--	--	--	--	--

PETER SKUDRA G #1
 Signed as a free agent, Sept. 1997. Signed by Boston as a free agent, Sept. 2000.

1997-2000	GP	G	A	PTS	PIM
Reg. Season	74	0	0	0	0
Playoffs	1	0	0	0	0

JOHN SLANEY D #32
 Signed as a free agent, Sept. 1999. Traded to Philadelphia for Kevin Stevens, Jan. 14, 2001.

1999-2001	GP	G	A	PTS	PIM
Reg. Season	29	1	4	5	10
Playoffs	2	1	0	1	2

JIRI SLEGR D #71
 Rights acquired from Edmonton for third round choice in 1998 Entry Draft, Aug. 1997. Traded to Atlanta Thrashers for draft choice, Jan. 14 2001.

1997-2001	GP	G	A	PTS	PIM
Reg. Season	252	24	62	86	338
Playoffs	29	3	10	13	33

AL SMITH G #29
 Purchased from Toronto, June 1969. Selected by Detroit in Intra-League Draft, June 1971.

1969-71	GP	G	A	PTS	PIM
Reg. Season	93	0	0	0	61
Playoffs	3	0	0	0	0

DOUG SMITH C #15
 Acquired from Vancouver for cash, Feb. 1990. Released June 1990.

1990	GP	G	A	PTS	PIM
Reg. Season	10	1	1	2	25
Playoffs	--	--	--	--	--

BRYAN SMOLINSKI C #8/20
 Acquired with Glen Murray and a third round pick in 1996 Entry Draft from Boston for Shawn McEachern and Kevin Stevens, Aug. 1995. Traded to NY Islanders for Darius Kasparaitis and Andreas Johansson, Nov. 1996.

1995-96	GP	G	A	PTS	PIM
Reg. Season	81	24	40	64	69
Playoffs	18	5	4	9	10

RON SNELL RW #14/16
 Selected in second round of Entry Draft (Regina WCJHL), June 1968. Sold to Hershey (AHL), June 1973.

1968-70	GP	G	A	PTS	PIM
Reg. Season	7	3	2	5	6
Playoffs	--	--	--	--	--

TED SNELL RW #10
 Signed as a free agent, Oct. 1973. Selected by Kansas City in Expansion Draft, June 1974.

1973-74	GP	G	A	PTS	PIM
Reg. Season	55	4	12	16	8
Playoffs	--	--	--	--	--

GARTH SNOW G #34
 Signed as a free agent, Oct. 10, 2000. Signed by NY Islanders as a free agent, July 2001.

2000-01	GP	G	A	PTS	PIM
Reg. Season	35	0	0	0	8
Playoffs	--	--	--	--	--

MARTIN SONNENBERG LW #12
 Signed as a free agent, Oct. 1998. Signed by Calgary as a free agent, July 9, 2002.

1998-2002	GP	G	A	PTS	PIM
Reg. Season	58	2	3	5	19
Playoffs	7	0	0	0	0

BILLY SPEER D #17
 Purchased from Cleveland (AHL), Sept. 1966. Selected by Boston in Intra-League Draft, June 1969.

1967-69	GP	G	A	PTS	PIM
Reg. Season	102	4	17	21	71
Playoffs	--	--	--	--	--

BRIAN SPENCER LW #22
 Acquired from Buffalo for Ron Schock, Sept. 1977. Loaned to Binghamton (AHL), Oct. 1978.

1977-78	GP	G	A	PTS	PIM
Reg. Season	86	9	11	20	81
Playoffs	--	--	--	--	--

FORMER PENGUINS



RON STACKHOUSE D #3
Acquired from Detroit for Jim Rutherford and Jack Lynch, Jan. 1974. Retired Nov. 1982.

1973-82	GP	G	A	PTS	PIM
Reg. Season	621	66	277	343	547
Playoffs	32	5	8	13	38

PAUL STANTON D #22/23
Selected in eighth round of Entry Draft (Catholic Memorial HS, Boston), June 1985. Traded to Boston for a third round choice in 1994 Entry Draft, Oct. 1993.

1990-93	GP	G	A	PTS	PIM
Reg. Season	206	11	38	49	199
Playoffs	44	2	10	12	66

MIKE STAPLETON C #26
Signed as a free agent, Sept. 1992. Claimed on waivers by Edmonton, Feb. 1994.

1992-94	GP	G	A	PTS	PIM
Reg. Season	136	11	13	24	28
Playoffs	4	0	0	0	0

KEVIN STEVENS LW #25
Rights acquired from Los Angeles for Anders Hakansson, Sept. 1983. Traded to Boston with Shawn McEachern for Bryan Smolinski, Glen Murray and a third round choice in 1996 Entry Draft, Aug. 1995. Acquired from Philadelphia for John Stanley, Jan. 14, 2001.

1987-95/2001	GP	G	A	PTS	PIM
Reg. Season	522	260	295	555	1046
Playoffs	103	46	60	106	170

BOB STEWART D #8
Acquired from St. Louis for Blair Chapman, Nov. 1979. Released Nov. 1982.

1979-80	GP	G	A	PTS	PIM
Reg. Season	65	3	7	10	52
Playoffs	5	1	1	2	2

JOHN STEWART LW #20/23/25
Selected in second round of Entry Draft (Flin Flon WCHL), June 1970. Selected by Atlanta in Expansion Draft, June 1972.

1970-72	GP	G	A	PTS	PIM
Reg. Season	40	4	9	13	32
Playoffs	--	--	--	--	--

ANDRE ST. LAURENT C #34
Selected from Los Angeles on waivers, Feb. 1982. Traded to Detroit for future considerations, Oct. 1983.

1982-83	GP	G	A	PTS	PIM
Reg. Season	96	23	14	37	130
Playoffs	5	2	1	3	8

ALEK STOJANOV LW #11/25
Acquired from Vancouver for Markus Naslund, Mar. 1996. Released July 1998.

1996-98	GP	G	A	PTS	PIM
Reg. Season	45	2	4	6	86
Playoffs	9	0	0	0	19

BLAINE STOUGHTON RW #12
Selected in first round of Entry Draft (Flin Flon WCHL), May 1973. Traded with first round choice in 1977 Entry Draft to Toronto for Rick Kehoe, Sept. 1974.

1973-74	GP	G	A	PTS	PIM
Reg. Season	34	5	6	11	8
Playoffs	--	--	--	--	--

ART STRATTON LW #7
Selected from Chicago in Expansion Draft, June 1967. Purchased by Philadelphia to complete an earlier trade in which Pittsburgh received Wayne Hicks, Mar. 1968.

1967-68	GP	G	A	PTS	PIM
Reg. Season	58	16	21	37	16
Playoffs	--	--	--	--	--

BOB STUMPF D #29
Acquired from St. Louis for Bernie Lukowich, Jan. 1975. Loaned to Hershey (AHL), Oct. 1975.

1975	GP	G	A	PTS	PIM
Reg. Season	3	0	0	0	0
Playoffs	--	--	--	--	--

RICH SUTTER RW #9/23
Selected in first round of Entry Draft (Lethbridge WHL), June 1982. Traded with a second and third round choice in 1984 Entry Draft to Philadelphia for Andy Brickley, Mark Taylor, Ron Flockhart and a first and third round choice in 1984 Entry Draft, Oct. 1983.

1982-84	GP	G	A	PTS	PIM
Reg. Season	9	0	0	0	0
Playoffs	--	--	--	--	--

GARY SWAIN LW #24
Selected in first round of Entry Draft (Niagara Falls OHA), June 1968. Released June 1971.

1968-69	GP	G	A	PTS	PIM
Reg. Season	9	1	1	2	0
Playoffs	--	--	--	--	--

GEROGE SWARBRICK RW #10/15/20/23
Acquired with Bryan Watson and Tracy Pratt from Oakland for Earl Ingarfield, Gene Ubriaco and Dick Mattiussi, Jan. 1969. Traded to Philadelphia for Terry Bell, June 1970.

1969-70	GP	G	A	PTS	PIM
Reg. Season	31	1	7	8	36
Playoffs	--	--	--	--	--

RICK TABARACCI G #31
Selected in second round of Entry Draft (Cornwall OHL), June 1987. Traded with Randy Cunneyworth and Dave McLlwain to Winnipeg for Jim Kyte, Andrew McBain and Randy Gilhen, June 1989.

1988-89	GP	G	A	PTS	PIM
Reg. Season	1	0	0	0	2
Playoffs	--	--	--	--	--

PETER TAGLIANETTI D #32
Acquired with Larry Murphy from Minnesota for Jim Johnson and Chris Dahlquist, Dec. 1990. Selected by Tampa Bay in Expansion Draft, June 1992. Acquired from Tampa Bay for a third round choice in 1993 Entry Draft, Mar. 1993. Released July 1995.

1990-92/93-95	GP	G	A	PTS	PIM
Reg. Season	167	7	28	35	338
Playoffs	39	1	7	8	83

DALE TALLON D #4/19
Acquired from Chicago for a second round choice in 1980 Entry Draft, Oct. 1978. Released June 1980.

1998-80	GP	G	A	PTS	PIM
Reg. Season	95	10	33	43	53
Playoffs	4	0	0	0	4



FORMER PENGUINS

CHRIS TAMER D #2

Selected in fourth round of Entry Draft (U. of Michigan CCHA), June 1990. Traded to NY Rangers with Petr Nedved and Sean Pronger for Alexei Kovalev and Harry York, Nov. 1998.

1993-98	GP	G	A	PTS	PIM
Reg. Season	242	8	21	29	556
Playoffs	37	0	8	8	52

TONY TANTI RW #9

Acquired with Rod Buskas from Vancouver for Dave Capuano, Andrew McBain and Dan Quinn, Jan. 1990. Traded to Buffalo for Ken Priestley, Mar. 1991.

1990-91	GP	G	A	PTS	PIM
Reg. Season	83	20	30	50	66
Playoffs	--	--	--	--	--

BOB TAYLOR G #30

Acquired with Ed Van Impe from Philadelphia for Gary Inness, Mar. 1976. Released June 1976.

1976	GP	G	A	PTS	PIM
Reg. Season	2	0	0	0	0
Playoffs	--	--	--	--	--

MARK TAYLOR C #16

Acquired with Ron Flackhart, Andy Brickley and a first and third round choice in 1984 Entry Draft from Philadelphia for Rich Sutter and a second and third round choice in 1984 Entry Draft, Oct. 1983. Traded to Washington for Jim McGeough, Mar. 1985.

1983-85	GP	G	A	PTS	PIM
Reg. Season	106	31	41	72	43
Playoffs	--	--	--	--	--

GREG TEBBUTT D #34

Signed as a free agent, July 1983. Released July 1985.

1983-84	GP	G	A	PTS	PIM
Reg. Season	14	1	8	9	16
Playoffs	--	--	--	--	--

ERROL THOMPSON LW #6

Acquired from Detroit for Gary McAdam, Jan. 1981. Released Nov. 1982.

1981-82	GP	G	A	PTS	PIM
Reg. Season	34	6	8	14	12
Playoffs	--	--	--	--	--

TOM THORNBURY D #34

Selected in third round of Entry Draft (Niagara Falls OHL), June 1981. Traded to Quebec for Brian Ford, Dec. 1984.

1983-84	GP	G	A	PTS	PIM
Reg. Season	14	1	8	9	16
Playoffs	--	--	--	--	--

BILLY TIBBETTS RW #12

Signed as a free agent, April 10, 2000. Traded to Philadelphia for Kent Manderville, Mar. 2002.

2000-02	GP	G	A	PTS	PIM
Reg. Season	62	2	7	9	188
Playoffs	--	--	--	--	--

DAVE TIPPET LW/C #14

Signed as a free agent, Aug. 1992. Released June 1993

1992-93	GP	G	A	PTS	PIM
Reg. Season	74	6	19	25	56
Playoffs	12	1	4	5	14

GERMAN TITOV LW #31/9

Acquired with Todd Hlushko from Calgary for Ken Wregget and Dave Roche, June 1998. Traded to Edmonton for Josef Beranek, Mar. 2000

1998-2000	GP	G	A	PTS	PIM
Reg. Season	135	28	70	98	68
Playoffs	11	3	5	8	4

RICK TOCCHET RW #92/22

Acquired with Kjell Samuelsson, Ken Wregget and a conditional draft pick from Philadelphia for Mark Recchi, Brian Benning and Los Angeles' first round pick in 1992 Entry Draft, Feb. 1992. Traded to Los Angeles with Pittsburgh's second round choice in 1995 Entry Draft for Luc Robitaille, July 1994.

1992-94	GP	G	A	PTS	PIM
Reg. Season	150	76	103	179	435
Playoffs	32	15	22	37	68

JEFF TOMS LW #9

Claimed off of waivers from NY Rangers, Mar. 17, 2002. Signed by Florida as a free agent, July 10, 2002.

2002	GP	G	A	PTS	PIM
Reg. Season	14	2	1	3	4
Playoffs	--	--	--	--	--

TIM TOOKEY C #11

Signed as a free agent, Sept. 1983. Signed as a free agent by Philadelphia, July 1985.

1983-84	GP	G	A	PTS	PIM
Reg. Season	8	0	2	2	2
Playoffs	--	--	--	--	--

DAN TREBIL D #3

Acquired from Anaheim for fifth round choice in 2000 Entry Draft, Mar. 2000. Signed by NY Islanders as a free agent, July 2000. Acquired from NY Islanders for ninth round draft choice, Nov. 14, 2000. Traded to St. Louis for Marc Bergevin, Dec. 28, 2000.

2000	GP	G	A	PTS	PIM
Reg. Season	19	1	0	1	7
Playoffs	--	--	--	--	--

VINCENT TREMBLAY G #31

Acquired with Rocky Saganiuk from Toronto for Nick Ricci and Pat Graham, Aug. 1993. Released July 1984.

1983-84	GP	G	A	PTS	PIM
Reg. Season	4	0	0	0	2
Playoffs	--	--	--	--	--

BRYAN TROTIER C #19

Signed as a free agent, July 1990. Retired Aug. 1992. Signed as a free agent, June 1993. Retired Aug. 1994

1990-92/93-94	GP	G	A	PTS	PIM
Reg. Season	156	24	48	72	114
Playoffs	46	7	7	14	57

RON TUGNUTT G #31

Acquired from Ottawa with Janne Laukanen for Tom Barrasso, Mar. 2000. Signed by Columbus as a free agent, June 2000.

2000	GP	G	A	PTS	PIM
Reg. Season	7	0	0	0	0
Playoffs	11	0	0	0	2

FORMER PENGUINS



IAN TURNBULL D #7
Signed as a free agent, Oct. 1982. Release July 1983.
1982-83 GP G A PTS PIM
Reg. Season 7 0 0 0 4
Playoffs -- -- -- -- --

GENE UBRICAO LW/C #11
Acquired from Hershey (AHL) for Gil Gilbert, Oct. 1967. Traded with Earl Ingarfield and Dick Mattiussi to Oakland for George Swarbrick, Bryan Watson and Tracy Pratt, Jan. 1969.
1967-69 GP G A PTS PIM
Reg. Season 114 33 26 59 30
Playoffs -- -- -- -- --

GARRY VALK LW #26/8/18
Acquired from Anaheim for J.J. Daigneault, Feb. 1997. Signed as a free agent by Toronto, Oct. 1998.
1997-98 GP G A PTS PIM
Reg. Season 56 5 5 10 58
Playoffs -- -- -- -- --

WAYNE VAN DORP LW #22
Acquired with Paul Coffey and Dave Hunter from Edmonton for Craig Simpson, Chris Joseph, Dave Hannan and Moe Mantha, Nov. 1987. Traded to Buffalo for future considerations, Sept. 1988.
1987-88 GP G A PTS PIM
Reg. Season 25 1 3 4 75
Playoffs -- -- -- -- --

ED VAN IMPE D #2
Acquired with Bobby Taylor from Philadelphia for Gary Inness, Mar. 1976. Released July 1977.
1976-77 GP G A PTS PIM
Reg. Season 22 0 8 8 22
Playoffs 3 0 1 1 2

BRYAN WATSON D #5
Acquired with George Swarbrick and Tracy Pratt from Oakland for Earl Ingarfield, Gene Ubricao and Dick Mattiussi, Jan. 1969. Traded with Greg Polis and a second round choice in 1974 Entry Draft to St. Louis for Steve Durban, Ab DeMarco and Bob Kelly, Jan. 1974.
1969-74 GP G A PTS PIM
Reg. Season 303 8 57 65 871
Playoffs 14 0 0 0 38

WALLY WEIR D #23
Selected from Hartford in Waiver Draft, Mar. 1985. Released July 1985.
1985 GP G A PTS PIM
Reg. Season 14 0 3 3 34
Playoffs -- -- -- -- --

CHRIS WELLS C #12
Selected in first round of Entry Draft (Seattle WHL), June 1994. Traded to Florida for Stu Barnes and Jason Woolley, Nov. 1996.
1995-96 GP G A PTS PIM
Reg. Season 54 2 2 4 59
Playoffs -- -- -- -- --

BRAD WERENKA D #5
Signed as a free agent, July 1997. Traded to Calgary for Rene Corbet and Tyler Moss, Mar. 2000.
1997-2000 GP G A PTS PIM
Reg. Season 213 12 41 53 208
Playoffs 19 2 1 3 14

JIM WILEY C #8
Signed as a free agent, June 1972. Selected by Vancouver in Intra-League Draft, June 1974.
1972-74 GP G A PTS PIM
Reg. Season 26 0 4 4 2
Playoffs -- -- -- -- --

BARRY WILKINS D #5
Acquired from Vancouver for Ab DeMarco, Nov. 1974. Signed as a free agent by Edmonton (WHA), Sept. 1976.
1974-76 GP G A PTS PIM
Reg. Season 133 5 56 61 203
Playoffs 6 0 1 1 4

NEIL WILKINSON D #6
Acquired from Winnipeg for Norm Maciver, Dec. 1995. Retired Apr. 1999.
1995-99 GP G A PTS PIM
Reg. Season 122 4 14 18 169
Playoffs 20 0 1 1 18

DUNC WILSON G #29
Acquired from NY Rangers for a fourth round choice in 1978 Entry Draft, Oct. 1976. Purchased by Vancouver, Nov. 1978.
1976-78 GP G A PTS PIM
Reg. Season 66 0 2 2 21
Playoffs -- -- -- -- --

MITCH WILSON C #33
Signed as a free agent, July 1986. Released Jan. 1991.
1986-87 GP G A PTS PIM
Reg. Season 17 2 1 3 83
Playoffs -- -- -- -- --

BENNETT WOLF D #3/6/16
Selected in third round of Entry Draft (Kitchener OHL), Aug. 1979. Released July 1985.
1980-83 GP G A PTS PIM
Reg. Season 30 0 1 1 133
Playoffs -- -- -- -- --

JASON WOOLLEY D #22
Acquired with Stu Barnes from Florida for Chris Wells, Nov. 1996. Traded to Buffalo for a fifth round choice in 1998 Entry Draft, Sept. 1997.
1996-97 GP G A PTS PIM
Reg. Season 57 6 30 36 28
Playoffs 5 0 3 3 0

BOB WOYTOWICH D #3/20
Acquired from Minnesota for a first round choice in 1972 Entry Draft, Oct. 1968. Traded to Los Angeles for Al McDonough, June 1972.
1968-72 GP G A PTS PIM
Reg. Season 248 22 71 93 151
Playoffs 10 1 2 3 2

GOALTENDERS



ALL-TIME STATISTICS

NAME	GP	MP	GA	ENG	SO	GAA	W	L	T	SV	SV%
Ron Tugnutt	7	374	15	0	0	2.41	4	2	0	182	.924
Phillippe DeRouville	3	119	5	1	0	2.52	1	1	0	60	.923
Roy Edwards	15	847	36	2	0	2.55	2	8	4	355	.908
Peter Skudra	74	3687	163	10	4	2.65	26	22	11	1374	.894
Johan Hedberg	75	4422	202	3	6	2.74	32	35	8	1902	.903
Hank Bassen	25	1299	62	2	1	2.86	7	10	3	616	.909
J-Sebastien Aubin	125	6689	320	11	4	2.87	50	53	11	2886	.892
Patrick Lalime	39	2058	101	3	3	2.94	21	12	2	1065	.913
Garth Snow	35	2032	101	1	3	2.98	14	15	4	913	.900
Marv Edwards	1	60	3	0	0	3.00	0	1	0	30	.909
Rich Parent	7	332	17	1	0	3.07	1	1	3	133	.887
Al Smith	91	5027	257	2	4	3.07	24	42	17	2777	.899
Les Binkley	196	11046	575	8	11	3.12	58	94	34	5022	.897
Jim Rutherford	115	6252	327	6	4	3.14	44	49	14	2915	.899
Joe Daley	38	2143	113	4	2	3.16	11	18	6	1094	.906
Tom Barrasso	458	25879	1409	34	22	3.27	226	153	53	12070	.895
Ken Wregget	212	11737	644	17	6	3.29	104	67	21	5640	.898
Gary Inness	100	5366	299	6	2	3.34	39	37	13	2591	.897
Dunc Wilson	66	3807	224	1	5	3.53	23	30	11	1750	.887
Michel Plasse	75	4190	251	1	2	3.59	33	24	14	2013	.889
Pat Rigglin	39	2157	131	1	0	3.64	15	14	7	916	.868
Gilles Meloche	104	5726	348	10	0	3.65	34	43	17	2491	.865
Gary Edwards	6	360	22	0	1	3.67	3	2	1	171	.886
Steve Guenette	32	1779	110	2	1	3.71	17	15	0	832	.883
Cam Newton	16	814	51	2	0	3.76	4	7	1	360	.876
Andy Brown	45	2476	156	0	1	3.78	16	20	6	1126	.878
Greg Millen	135	7839	501	10	4	3.83	57	56	18	3482	.874
Denis Herron	290	16105	1040	22	6	3.87	88	133	44	8072	.886
Raberto Romana	125	7051	465	9	4	3.96	46	62	8	3407	.880
Rob Dopson	2	45	3	0	0	4.00	0	0	0	20	.870
Rob Holland	44	2513	171	4	1	4.08	11	22	9	1060	.861
Frank Pietrangolo	87	4478	308	2	1	4.13	34	32	3	2125	.873
Wendell Young	111	5576	385	9	1	4.14	42	47	5	2710	.876
Michel Dion	151	8477	605	22	0	4.28	42	79	20	3998	.855
Nick Ricci	19	1087	79	4	0	4.36	7	12	0	474	.857
Bob Johnson	12	476	40	0	0	5.04	3	4	1	237	.856
Alain Chevrier	3	166	14	0	0	5.06	1	2	0	75	.843
Bob Taylor	2	78	7	1	0	5.38	0	1	0	41	.837
Paul Harrison	13	700	64	1	0	5.49	3	7	0	288	.816
Gordie Laxton	17	800	74	2	0	5.55	4	9	0	359	.829
Vincent Tremblay	4	240	24	1	0	6.00	0	4	0	117	.830
Brian Ford	8	457	48	0	0	6.30	2	6	0	248	.838
Rick Tabaracci	1	33	4	0	0	7.27	0	0	0	17	.810
Paul Hoganson	2	57	7	0	0	7.37	0	1	0	21	.750
Greg Redquest	1	13	3	0	0	13.85	0	0	0	2	.400
TOTALS	2768	166869	9784	215	101	3.59	1149	1250	369	78037	.889



STAFF

GENERAL MANAGERS

NAME	DATES	GP	W	L	T	OTL	PTS	PCT
Jack Riley	6/6/67 to 5/1/70	226	73	117	36	--	182	.403
Red Kelly	5/1/70 to 1/29/72	126	33	64	29	--	95	.377
Jack Riley	1/29/72 to 1/13/74	149	57	73	19	--	133	.446
Jack Button	1/13/74 to 7/1/75	117	54	44	19	--	127	.543
Wren Blair	7/1/75 to 12/3/76	105	44	44	17	--	105	.500
Baz Bastien	12/3/76 to 3/15/83	527	193	248	86	--	472	.447
NO GM	3/16/83 to 4/3/83	8	2	5	1	--	5	.313
Ed Johnston	5/27/83 to 4/14/88	400	140	220	40	--	320	.400
Tony Esposito	4/14/88 to 12/5/89	106	50	47	9	--	109	.514
Craig Patrick	12/5/89 to Present	1004	503	374	113	14	1133	.564

HEAD COACHES

NAME	DATES	GP	W	L	T	OTL	PTS	PCT
Red Sullivan	6/6/67 to 3/31/69	150	47	79	24	--	118	.393
Red Kelly	7/2/69 to 1/13/73	274	90	132	52	--	232	.423
Ken Schinkel	1/13/73 to 2/6/74	86	29	49	8	--	66	.384
Marc Boileau	2/6/74 to 1/17/76	151	66	61	24	--	156	.517
Ken Schinkel	1/17/76 to 5/19/77	117	54	43	20	--	128	.547
Johnny Wilson	6/13/77 to 5/8/80	240	91	105	44	--	226	.471
Ed Johnston	7/15/80 to 7/20/83	240	79	126	35	--	193	.402
Lou Angotti	7/20/83 to 6/4/84	80	16	58	6	--	38	.238
Bob Berry	6/4/84 to 4/13/87	240	88	127	25	--	201	.419
Pierre Creamer	6/4/87 to 6/14/88	80	36	35	9	--	81	.506
Gene Ubriaco	6/28/88 to 12/5/89	106	50	47	9	--	109	.514
Craig Patrick	12/5/89 to 6/12/90	54	22	26	6	--	50	.462
Bob Johnson	6/12/90 to 10/1/91	80	41	33	6	--	88	.550
Scott Bowman	10/1/91 to 5/28/93	164	95	53	16	--	206	.628
Ed Johnston	6/22/93 to 3/3/97	276	153	98	25	--	331	.599
Craig Patrick	3/3/97 to 4/26/97	20	7	10	3	--	17	.425
Kevin Constantine	6/14/97 to 12/9/99	189	86	64	35	4	211	.511
Herb Brooks	12/9/99 to 5/9/00	57	29	21	5	2	65	.570
Ivan Hlinka	6/21/00 to 10/14/01	86	42	32	9	3	96	.558
Rick Kehoe	10/14/01 to Present	78	28	37	8	5	69	.442

PRESIDENTS

1967-70	Jack E. McGregor
1970-72	Jack Riley
1973-74	No President
1975-77	Wren Blair
1977-81	Vince Bartimo
1981-88	Edward J. DeBartolo, Sr.
1988-91	Denise DeBartolo-York
1991-92	Howard Baldwin
1993-96	Jack Kelley
1996-97	Donn Patton
1998-99	Craig Patrick
1999-01	Mario Lemieux
Current	Tom Rooney/Ken Sawyer

CAPTAINS

1967-68	Ab McDonald
1968-73	No Captain
1973-77	Ron Schock
1977-78	Jean Pronovost
1978-81	Orest Kindrachuk
1981-84	Randy Carlyle
1984-86	Mike Bullard
1986-87	Mike Bullard/Terry Ruskowski
1987-88	Dan Frawley/Mario Lemieux
1988-90	Mario Lemieux
1990-91	Mario Lemieux/Paul Coffey/ John Cullen/Randy Hillier
1991-94	Mario Lemieux
1994-95	Ron Francis
1995-97	Mario Lemieux
1997-98	Ron Francis
1998-01	Jaromir Jagr
2001-02	Mario Lemieux

COACHES YEARLY



Year	Coach	GP	W	L	T	PTS	GF	GA	PCT
1967-68	Red Sullivan	74	27	34	13	67	195	216	.453
	Home	37	15	12	10	40	115	101	.541
	Road	37	12	22	3	27	80	115	.365
<i>Fifth in Western Division - 10th of 12 teams - Did not make playoffs</i>									
1968-69	Red Sullivan	76	20	45	11	51	189	252	.336
	Home	38	12	20	6	30	99	113	.395
	Road	38	8	25	5	21	90	139	.276
<i>Fifth in Western Division - 11th of 12 teams - Did not make playoffs</i>									
1969-70	Red Kelley	76	26	38	12	64	182	238	.421
	Home	38	17	13	8	42	105	108	.553
	Road	38	9	25	4	22	77	130	.289
<i>Second in Western Division - 7th of 12 teams</i>									
<i>Eliminated Oakland, 4-0, in Quarterfinals; Lost to St. Louis, 4-2, in Semifinals</i>									
1970-71	Red Kelley	78	21	37	20	62	221	240	.397
	Home	39	18	12	9	45	126	92	.576
	Road	39	3	25	11	17	95	148	.218
<i>Sixth in Western Division - 11th of 14 teams - Did not make playoffs</i>									
1971-72	Red Kelley	78	26	38	14	66	220	258	.423
	Home	39	18	15	6	42	132	125	.538
	Road	39	8	23	8	24	88	133	.308
<i>Fourth in Western Division - 9th of 14 teams - Lost to Chicago, 4-0, in Quarterfinals</i>									
1972-73	TOTAL	78	32	37	9	73	257	265	.468
	Red Kelley	42	17	19	6	40	144	137	.476
	Ken Schinkel	36	15	18	3	33	113	128	.458
	Home	39	24	11	4	52	150	104	.667
	Road	39	8	26	5	21	107	161	.269
<i>Ken Schinkel Replaced Red Kelley on Jan. 13, 1973</i>									
<i>Fifth in Western Division - 10th of 16 teams - Did not make playoffs</i>									
1973-74	TOTAL	78	28	41	9	65	242	273	.417
	Ken Schinkel	50	14	31	5	33	138	185	.330
	Marc Boileau	28	14	10	4	32	104	88	.571
	Home	39	15	18	6	36	124	116	.462
	Road	39	13	23	3	29	118	157	.371
<i>Marc Boileau replaced Ken Schinkel on Feb. 6, 1974</i>									
<i>Fifth in Western Division - 11th of 16 teams - Did not make playoffs</i>									
1974-75	Marc Boileau	80	37	28	15	89	326	289	.556
	Home	40	25	5	10	60	192	113	.750
	Road	40	12	23	5	29	134	176	.363
	<i>Third in Norris Division - 6th of 18 teams</i>								
<i>Eliminated St. Louis, 2-0, in Preliminary Round; Lost to NY Islanders, 4-3, in Quarterfinals</i>									
1975-76	TOTAL	80	35	33	12	82	339	303	.513
	Marc Boileau	43	15	23	5	35	161	181	.407
	Ken Schinkel	37	20	10	7	47	178	122	.635
	Home	40	23	11	6	52	196	137	.650
	Road	40	12	22	6	30	143	166	.375
<i>Ken Schinkel replaced Marc Boileau on Jan. 17, 1976</i>									
<i>Third in Norris Division - 8th of 18 teams - Lost to Toronto, 2-1, in Preliminary Round</i>									
1976-77	Ken Schinkel	80	34	33	13	81	240	252	.506
	Home	40	22	12	6	50	139	119	.625
	Road	40	12	21	7	31	101	133	.386
<i>Third in Norris Division - 7th of 18 teams - Lost to Toronto, 2-1, in Preliminary Round</i>									
1977-78	Johnny Wilson	80	25	37	18	68	254	321	.425
	Home	40	16	15	9	41	143	147	.513
	Road	40	9	22	9	27	111	174	.338
<i>Fourth in Norris Division - 12th of 18 teams - Did not make playoffs</i>									
1978-79	Johnny Wilson	80	36	31	13	85	281	279	.531
	Home	40	23	12	5	51	152	120	.638
	Road	40	13	19	8	34	129	159	.425
<i>Second in Norris Division - 8th of 18 teams</i>									
<i>Eliminated Buffalo, 2-1, in Preliminary Round; Lost to Boston, 4-0, in Quarterfinals</i>									



COACHES YEARLY

Year	Coach	GP	W	L	T	PTS	GF	GA	PCT
1979-80	Johnny Wilson	80	30	37	13	73	251	303	.456
	Home	40	20	13	7	47	145	134	.588
	Road	40	10	24	6	26	106	169	.325
<i>Third in Norris Division - 13th of 21 teams - Lost to Boston, 3-2, in Preliminary Round</i>									
1980-81	Ed Johnston	80	30	37	13	73	302	345	.456
	Home	40	21	16	3	45	160	154	.563
	Road	40	9	21	10	28	142	191	.350
<i>Third in Norris Division - 15th of 21 teams - Lost to St. Louis, 3-2, in Preliminary Round</i>									
1981-82	Ed Johnston	80	31	36	13	75	310	337	.469
	Home	40	21	11	8	50	167	143	.625
	Road	40	10	25	5	25	143	194	.313
<i>Fourth in Patrick Division - 12th of 21 teams - Lost to NY Islanders, 3-2, in Preliminary Round</i>									
1982-83	Ed Johnston	80	18	53	9	45	257	394	.281
	Home	40	14	22	4	32	134	170	.400
	Road	40	4	31	5	13	123	224	.163
<i>Sixth in Patrick Division - 21st of 21 teams - Did not make playoffs</i>									
1983-84	Lou Angotti	80	16	58	6	38	254	390	.238
	Home	40	7	29	4	18	132	182	.225
	Road	40	9	29	2	20	122	208	.250
<i>Sixth in Patrick Division - 21st of 21 teams - Did not make playoffs</i>									
1984-85	Bob Berry	80	24	51	5	53	276	385	.331
	Home	40	17	20	3	37	150	171	.463
	Road	40	7	31	2	16	126	214	.200
<i>Sixth in Patrick Division - 20th of 21 teams - Did not make playoffs</i>									
1985-86	Bob Berry	80	34	38	8	76	313	305	.475
	Home	40	20	15	5	45	155	133	.563
	Road	40	14	23	3	31	158	172	.388
<i>Fifth in Patrick Division - 15th of 21 teams - Did not make playoffs</i>									
1986-87	Bob Berry	80	30	38	12	72	297	290	.450
	Home	40	19	15	6	44	164	145	.550
	Road	40	11	23	6	28	133	145	.350
<i>Fifth in Patrick Division - 14th of 21 teams - Did not make playoffs</i>									
1987-88	Pierre Cremer	80	36	35	9	81	319	316	.506
	Home	40	22	12	6	50	171	140	.625
	Road	40	14	23	3	31	148	176	.388
<i>Sixth in Patrick Division - 12th of 21 teams - Did not make playoffs</i>									
1988-89	Gene Ubriaco	80	40	33	7	87	347	349	.544
	Home	40	24	13	3	51	184	159	.638
	Road	40	16	20	4	36	163	190	.450
<i>Second in Patrick Division - 6th of 21 teams</i>									
<i>Eliminated NY Rangers, 4-0, in Division Semifinals; Lost to Philadelphia, 4-3, in Division Finals</i>									
1989-90	TOTAL	80	32	40	8	72	318	359	.450
	Gene Ubriaco	26	10	14	2	22	101	110	.423
	Craig Patrick	54	22	26	6	50	217	249	.462
	Home	40	22	15	3	47	178	166	.588
	Road	40	10	25	5	25	140	193	.313
<i>Craig Patrick Replaced Gene Ubriaco on Dec. 10, 1989</i>									
<i>Fifth in Patrick Division - 17th of 21 teams - Did not make playoffs</i>									
1990-91	Bob Johnson	80	41	33	6	88	342	305	.550
	Home	40	25	12	3	53	184	132	.663
	Road	40	16	21	3	35	158	173	.438

First in Patrick Division - 7th of 21 teams

Eliminated New Jersey, 4-3, in Division Semifinals; Eliminated Washington, 4-1, in Division Finals; Eliminated Boston, 4-2, in Conference Finals; Defeated Minnesota, 4-2, in Stanley Cup Finals

COACHES YEARLY



Year	Coach	GP	W	L	T	PTS	GF	GA	PCT
1991-92	Scott Bowman	80	39	32	9	87	343	308	.544
	Home	40	21	13	6	48	192	154	.600
	Road	40	18	19	3	39	151	154	.488
<i>Third in Patrick Division - 6th of 22 teams - Eliminated Washington, 4-3, in Division Semifinals; Eliminated NY Rangers, 4-3, in Division Finals; Eliminated Boston, 4-2, in Conference Finals; Defeated Chicago, 4-0, in Stanley Cup Finals</i>									
1992-93	Scott Bowman	84	56	21	7	119	367	268	.708
	Home	41	31	6	4	66	198	128	.805
	Road	41	23	15	3	49	159	136	.598
	Neutral	2	2	0	0	4	10	4	1.000
<i>First in Patrick Division - 1st of 24 teams Eliminated New Jersey, 4-1, in Division Semifinals; Lost to NY Islanders, 4-3, in Division Finals</i>									
1993-94	Ed Johnston	84	44	27	13	101	299	285	.601
	Home	41	24	9	8	56	155	128	.683
	Road	41	18	18	5	41	132	153	.500
	Neutral	2	2	0	0	4	12	4	1.000
<i>First in Northeast Division - 3rd of 26 teams - Lost to Washington, 4-2, in Conference Quarterfinals</i>									
1994-95	Ed Johnston	48	29	16	3	61	181	158	.635
	Home	24	18	5	1	37	103	71	.771
	Road	24	11	11	2	24	78	87	.500
	<i>Second in Northeast Division - 3rd of 26 teams - Eliminated Washington, 4-3, in Conference Quarterfinals; Lost to New Jersey, 4-1, in Conference Semifinals</i>								
1995-96	Ed Johnston	82	49	29	4	102	362	284	.622
	Home	41	32	9	0	64	215	136	.780
	Road	41	17	20	4	38	147	148	.463
	<i>First in Northeast Division - 4th of 26 teams Eliminated Washington, 4-2, in Conference Quarterfinals; Eliminated NY Rangers, 4-1, in Conference Semifinals; Lost to Florida, 4-3, in Conference Finals</i>								
1996-97	TOTAL	82	38	36	8	84	285	280	.512
	Ed Johnston	62	31	26	5	67	220	205	.540
	Craig Patrick	20	7	10	3	17	65	75	.425
	Home	41	25	11	5	55	154	122	.671
	Road	41	13	25	3	29	131	158	.254
<i>Craig Patrick Replaced Ed Johnston on March 3, 1997 - Second in Northeast Division - 10th of 26 teams - Lost to Philadelphia, 4-1, in Conference Quarterfinals</i>									
1997-98	Kevin Constantine	82	40	24	18	98	228	188	.598
	Home	41	21	10	10	52	125	98	.634
	Road	41	19	14	8	46	103	90	.561
<i>First in Northeast Division - 4th of 26 teams - Lost to Montreal, 4-2, in Conference Quarterfinals</i>									
1998-99	Kevin Constantine	82	38	30	14	90	242	225	.555
	Home	41	21	10	10	52	132	103	.634
	Road	41	17	20	4	38	110	122	.463
<i>Third in Atlantic Division - 11th of 27 teams - Eliminated New Jersey, 4-3, in Conference Quarterfinals; Lost to Toronto, 4-2, in Conference Semifinals</i>									
1999-00	TOTAL	82	37	37	8 (6)	88	241	236	.537
	Kevin Constantine	25	8	14	3 (4)	23	76	76	.460
	Herb Brooks	57	29	23	5 (2)	65	165	160	.570
	Home	41	23	11	7 (0)	53	134	107	.646
	Road	41	14	26	1 (6)	35	107	129	.427
<i>Herb Brooks replaced Kevin Constantine on Dec. 9, 1999 Third in Atlantic Division - 13th of 28 teams - Eliminated Washington, 4-1, in Conference Quarterfinals; Lost to Philadelphia, 4-2, in Conference Semifinals</i>									
2000-01	Ivan Hlinka	82	42	28	9 (3)	96	281	256	.585
	Home	41	24	15	2 (0)	50	142	125	.610
	Road	41	18	13	7 (3)	46	139	131	.560
<i>Third in Atlantic division - 10th of 30 teams Eliminated Washington, 4-2, in Conference Quarterfinals; Eliminated Buffalo, 4-3, in Conference Semifinals; Lost to New Jersey, 4-1, in Conference Final.</i>									
2001-02	TOTAL	82	28	41	8 (5)	69	198	217	.421
	Ivan Hlinka	4	0	4	0	0	17	7	.000
	Rick Kehoe	78	28	37	8 (5)	69	181	210	.442
	Home	41	16	20	4 (1)	37	114	128	.451
	Road	41	12	21	4 (4)	32	84	121	.390
<i>Rick Kehoe Replaced Ivan Hlinka on Oct. 14, 2001 - Fifth in Atlantic Division - 26th of 30 teams Did not make playoffs</i>									



SEASON/CAREER LEADERS

GAMES PLAYED

SEASON		CAREER	
Joe Mullen	84	1993-94	MARIO LEMIEUX 812
Larry Murphy	84	1993-94	Jaromir Jagr 806
MARTIN STRAKA	84	1993-94	Jean Pronovost 753
Ron Francis	84	1992-93	Rick Kehoe 722
Shawn McEachern	84	1992-93	Ron Stackhouse 621
Kevin Stevens	83	1993-94	Ron Schack 619
Larry Murphy	83	1992-93	Dave Burrows 573
10 Players Tied With 82			Bob Errey 572
			Ron Francis 533
			Troy Loney 532
			Kevin Stevens 522
			Syl Apps 495
			Greg Malone 495

GOALS

SEASON		CAREER	
MARIO LEMIEUX	85	1988-89	MARIO LEMIEUX 654
MARIO LEMIEUX	70	1987-88	Jaromir Jagr 439
MARIO LEMIEUX	69	1995-96	Jean Pronovost 316
MARIO LEMIEUX	69	1992-93	Rick Kehoe 312
Jaromir Jagr	62	1995-96	Kevin Stevens 260
Kevin Stevens	55	1992-93	Mike Bullard 186
Rick Kehoe	55	1980-81	Ron Francis 164
Kevin Stevens	54	1991-92	Joe Mullen 153
MARIO LEMIEUX	54	1986-87	Syl Apps 151
Pierre Larouche	53	1975-76	Rob Brown 150
Jaromir Jagr	52	2000-01	MARTIN STRAKA 143
Jean Pronovost	52	1975-76	Greg Malone 143
Mike Bullard	51	1983-84	Lowell MacDonald 140
MARIO LEMIEUX	50	1996-97	Bob Errey 132

ASSISTS

SEASON		CAREER	
MARIO LEMIEUX	114	1988-89	MARIO LEMIEUX 947
MARIO LEMIEUX	98	1987-88	Jaromir Jagr 640
MARIO LEMIEUX	93	1985-86	Ron Francis 449
MARIO LEMIEUX	92	1995-96	Syl Apps 349
Ron Francis	92	1995-96	Paul Coffey 332
MARIO LEMIEUX	91	1992-93	Rick Kehoe 324
Jaromir Jagr	87	1995-96	Kevin Stevens 295
MARIO LEMIEUX	87	1991-92	Jean Pronovost 287
Jaromir Jagr	83	1998-99	Ron Schack 280
Paul Coffey	83	1988-89	Ron Stackhouse 277

POINTS

SEASON		CAREER	
MARIO LEMIEUX	199	1988-89	MARIO LEMIEUX 1601
MARIO LEMIEUX	168	1987-88	Jaromir Jagr 1079
MARIO LEMIEUX	161	1995-96	Rick Kehoe 636
MARIO LEMIEUX	160	1992-93	Ron Francis 613
Jaromir Jagr	149	1995-96	Jean Pronovost 603
MARIO LEMIEUX	141	1985-86	Kevin Stevens 555
MARIO LEMIEUX	131	1991-92	Syl Apps 500
Jaromir Jagr	127	1998-99	Paul Coffey 440
Kevin Stevens	123	1991-92	Ron Schack 404
MARIO LEMIEUX	123	1989-90	MARTIN STRAKA 384
MARIO LEMIEUX	122	1996-97	Greg Malone 364
Jaromir Jagr	121	2000-01	Mike Bullard 361
Ron Francis	119	1995-96	Ron Stackhouse 343
Rob Brown	115	1988-89	Rob Brown 342

SEASON/CAREER LEADERS



PENALTY MINUTES

SEASON			CAREER	
Paul Baxter	409	1981-82	Kevin Stevens	1048
Dave Schultz	378	1977-78	Troy Loney	980
Pat Price	322	1981-82	Rod Buskas	959
Gary Rissling	297	1983-84	Bryan Watson	871
Jay Caulfield	285	1988-89	Paul Baxter	851
Rick Tocchet	252	1992-93	Gary Rissling	832
Kevin Stevens	252	1991-92	Ulf Samuelsson	804
Ulf Samuelsson	249	1992-93	MARIO LEMIEUX	769
Paul Baxter	238	1982-83	Jay Caulfield	714
Pat Boutette	230	1981-82	Russ Anderson	684

POWER PLAY GOALS

SEASON			CAREER	
MARIO LEMIEUX	31	1995-96	MARIO LEMIEUX	219
MARIO LEMIEUX	31	1988-89	Jaromir Jagr	114
Kevin Stevens	26	1992-93	Kevin Stevens	110
Rob Brown	24	1988-89	Rick Kehoe	95
MARIO LEMIEUX	22	1987-88	Jean Pronovost	70
Kevin Stevens	21	1993-94	Rob Brown	68
Dan Quinn	21	1987-88	Paul Gardner	59
Paul Gardner	21	1981-82	Mike Bullard	59
Four Players Tied With 20			Ron Francis	54
			Dan Quinn	51

GAME-WINNING GOALS

SEASON			CAREER	
Jaromir Jagr	12	1995-96	Jaromir Jagr	78
Jaromir Jagr	10	2000-01	MARIO LEMIEUX	70
MARIO LEMIEUX	10	1992-93	Jean Pronovost	42
ALEXEI KOVALEV	9	2000-01	Kevin Stevens	27
Joe Mullen	9	1993-94	Rick Kehoe	26
Jaromir Jagr	9	1992-93	MARTIN STRAKA	22
Mark Recchi	9	1990-91	Ron Francis	21
Jean Pronovost	9	1974-75	Joe Mullen	21
Three Players Tied With 8			ALEXEI KOVALEV	20
			Syl Apps	20

SHORT-HANDED GOALS

SEASON			CAREER	
MARIO LEMIEUX	13	1988-89	MARIO LEMIEUX	48
MARIO LEMIEUX	10	1987-88	Ron Schock	14
MARIO LEMIEUX	8	1995-96	Jean Pronovost	14
MARIO LEMIEUX	6	1992-93	George Ferguson	12
MARTIN STRAKA	4	1998-99	Syl Apps	11
MARIO LEMIEUX	4	1992-93	Phil Bourque	10
Rick Tocchet	4	1992-93	MARTIN STRAKA	9
Vic Hadfield	4	1974-75	Jaromir Jagr	9
Syl Apps	4	1973-74	Dave Hannan	8
Jean Pronovost	4	1973-74	Two Players Tied With 7	

SHOTS

SEASON			CAREER	
Jaromir Jagr	403	1995-96	MARIO LEMIEUX	3300
MARIO LEMIEUX	382	1987-88	Jaromir Jagr	2911
Jaromir Jagr	343	1998-99	Jean Pronovost	2310
Paul Coffey	342	1998-99	Rick Kehoe	2165
MARIO LEMIEUX	338	1995-96	Kevin Stevens	1631
MARIO LEMIEUX	327	1996-97	Ron Stackhouse	1342
Kevin Stevens	326	1992-93	Paul Coffey	1306
Kevin Stevens	325	1991-92	Ron Schock	1227



SEASON/CAREER LEADERS

SHOOTING PERCENTAGE

SEASON			CAREER	
Warren Young	30.8	1984-85	Mark Recchi	21.1
Rob Brown	30.0	1987-88	MARIO LEMIEUX	19.8
Rob Brown	29.0	1988-89	Rob Brown	19.7
Terry Ruskowski	28.6	1985-86	Mike Bullard	19.3
MARIO LEMIEUX	27.2	1988-89	Paul Gardner	19.0

OVERTIME GOALS

SEASON			CAREER	
Jaromir Jagr	3	1998-99	MARIO LEMIEUX	10
Seven Players Tied With 2			Jaromir Jagr	9
			ALEXEI KOVALEV	4
			Kevin Stevens	3
			Four Players Tied With 2	

POWER PLAY POINTS and ASSISTS - SEASON

POINTS			ASSISTS		
MARIO LEMIEUX	80	1988-89	MARIO LEMIEUX	58	1987-88
MARIO LEMIEUX	80	1987-88	Paul Coffey	53	1988-89
MARIO LEMIEUX	79	1995-96	MARIO LEMIEUX	49	1988-89
Paul Coffey	64	1988-89	MARIO LEMIEUX	48	1995-96
MARIO LEMIEUX	62	1985-86	MARIO LEMIEUX	45	1985-86
MARIO LEMIEUX	55	1992-93	Ron Francis	42	1995-96
Ron Francis	54	1995-96	Ron Francis	40	1992-93
Jaromir Jagr	51	1995-96	Three Players Tied With 39		
Rick Kehoe	50	1989-90			

GAMES BY A GOALTENDER

SEASON			CAREER	
JOHAN HEDBERG	66	2001-02	Tom Barrasso	458
Tom Barrasso	63	1997-98	Denis Herron	290
Tom Barrasso	63	1992-93	Ken Wregget	212
Greg Millen	63	1980-81	Les Binkley	196
Michel Dion	62	1981-82	Michel Dion	151

WINS

SEASON			CAREER	
Tom Barrasso	43	1992-93	Tom Barrasso	226
Tom Barrasso	31	1997-98	Ken Wregget	107
Tom Barrasso	29	1995-96	Denis Herron	88
Tom Barrasso	27	1990-91	Les Binkley	58
JOHAN HEDBERG	25	2001-02	Greg Millen	57
Ken Wregget	25	1994-95	Jean-Sebastien Aubin	50
Tom Barrasso	25	1991-92	Roberto Romano	46
Michel Dion	25	1981-82	Jim Rutherford	44
Greg Millen	25	1980-81	Michel Dion	42

SHUTOUTS

SEASON			CAREER	
Tom Barrasso	7	1997-98	Tom Barrasso	22
JOHAN HEDBERG	6	2001-02	Les Binkley	11
Les Binkley	6	1967-68	JOHAN HEDBERG	6
Dunc Wilson	5	1976-77	Ken Wregget	6
Tom Barrasso	4	1998-99	Denis Herron	6
Tom Barrasso	4	1992-93	Dunc Wilson	5
Six Players Tied With 3			Four Players Tied With 4	

LEADERS BY SEASON



SEASON	GOALS	ASSISTS	POINTS
1967-68	22 Ab McDonald	39 Andy Bathgate	58 Andy Bathgate
1968-69	25 Keith McCreary	38 Charlie Burns	52 Ken Schinkel
1969-70	20 Dean Prentice	32 Michel Briere	51 Dean Prentice
1970-71	21 Keith McCreary Dean Prentice Jean Pronovost	32 Bryan Hextall	48 Bryan Hextall
1971-72	30 Greg Polis Jean Pronovost	44 Syl Apps	59 Syl Apps
1972-73	35 Al McDonough	56 Syl Apps	85 Syl Apps
1973-74	43 Lowell MacDonald	61 Syl Apps	85 Syl Apps
1974-75	43 Jean Pronovost	63 Ron Schock	86 Ron Schock
1975-76	53 Pierre Larouche	67 Syl Apps	111 Pierre Larouche
1976-77	33 Jean Pronovost	43 Syl Apps	65 Jean Pronovost
1977-78	40 Jean Pronovost	43 Greg Malone	65 Jean Pronovost
1978-79	35 Greg Malone	42 Orest Kindrachuk	65 Greg Malone
1979-80	30 Rick Kehoe	32 Greg Malone	60 Rick Kehoe
1980-81	55 Rick Kehoe	67 Randy Carlyle	88 Rick Kehoe
1981-82	36 Mike Bullard Paul Gardner	65 Rony Carlyle	85 Rick Kehoe
1982-83	29 Rick Kehoe	44 Greg Malone	67 Doug Shedden
1983-84	51 Mike Bullard	41 Mike Bullard	92 Mike Bullard
1984-85	43 Mario Lemieux	57 Mario Lemieux	100 Mario Lemieux
1985-86	48 Mario Lemieux	93 Mario Lemieux	141 Mario Lemieux
1986-87	54 Mario Lemieux	53 Mario Lemieux	107 Mario Lemieux
1987-88	70 Mario Lemieux	98 Mario Lemieux	168 Mario Lemieux
1988-89	85 Mario Lemieux	114 Mario Lemieux	199 Mario Lemieux
1989-90	45 Mario Lemieux	78 Mario Lemieux	123 Mario Lemieux
1990-91	40 Mark Recchi Kevin Stevens	73 Mark Recchi	113 Mark Recchi
1991-92	54 Kevin Stevens	87 Mario Lemieux	131 Mario Lemieux
1992-93	69 Mario Lemieux	91 Mario Lemieux	160 Mario Lemieux
1993-94	41 Kevin Stevens	67 Jaromir Jagr	99 Jaromir Jagr
1994-95	32 Jaromir Jagr	48 Ron Francis	70 Jaromir Jagr
1995-96	69 Mario Lemieux	92 Mario Lemieux Ron Francis	161 Mario Lemieux
1996-97	50 Mario Lemieux	72 Mario Lemieux	122 Mario Lemieux
1997-98	35 Jaromir Jagr	67 Jaromir Jagr	102 Jaromir Jagr
1998-99	44 Jaromir Jagr	83 Jaromir Jagr	127 Jaromir Jagr
1999-00	42 Jaromir Jagr	54 Jaromir Jagr	96 Jaromir Jagr
2000-01	52 Jaromir Jagr	69 Jaromir Jagr	121 Jaromir Jagr
2001-02	32 Alexei Kovalev	44 Alexei Kovalev	76 Alexei Kovalev



LEADERS BY SEASON

SEASON	GW GOALS	PP GOALS	SH GOALS
1967-68	4 Andy Bathgate	6 Ab McDonald	1 Ab McDonald Earl Ingarfield
1968-69	4 Keith McCreary	8 Keith McCreary Ken Schinkel	2 Jean Pronovost Bob Woytowich
1969-70	5 Ken Schinkel	12 Dean Prentice	1 Val Fonteyn Ron Schock
1970-71	3 Andy Bathgate Keith McCreary	7 Andy Bathgate Dean Prentice	2 Ron Schock
1971-72	5 Bryan Hextall	8 Greg Polls	2 Ron Schock
1972-73	5 Jean Pronovost	8 Greg Pailis Eddie Shack	3 Ron Schock
1973-74	4 Al McDonough	9 Lowell MacDonald	4 Syl Apps
1974-75	9 Jean Pronovost	11 Jean Pronovost	4 Vic Hadfield
1975-76	4 Ayl Apps Bob Kelly	18 Pierre Larouche	2 Lew Morrison Jean Pronovost
1976-77	6 Pierre Larouche	8 Pierre Larouche	2 Syl Apps
1977-78	5 Jean Pronovost	12 Jean Pronovost	2 Pete Mahovich Jean Pronovost
1978-79	7 Peter Lee	10 Peter Lee	3 Geroge Ferguson
1979-80	5 Paul Marshall	7 Rick Kehoe	3 George Ferguson
1980-81	5 Rick Kehoe Rod Schutt	20 Rick Kehoe	3 George Ferguson
1981-82	5 Mike Bullard	21 Paul Gardner	3 George Ferguson Pat Boutette
1982-83	4 Pat Boutette	20 Paul Gardner	1 Randy Carlyle Doug Shedden
1983-84	3 Rick Kehoe Wayne Binachin	15 Mike Bullard	2 Kevin McClelland
1984-85	3 Mike Bullard Doug Shedden Warren Young	14 Mike Bullard	2 Mitch Lamoreux
1985-86	7 Terry Ruskowski	17 Doug Shedden	3 Dave Hannan
1986-87	5 Randy Cunneynworth	19 Mario Lemieux	3 Dan Quinn
1987-88	7 Mario Lemieux	22 Mario Lemieux	10 Mario Lemieux
1988-89	8 Mario Lemieux John Cullen	31 Mario Lemieux	13 Mario Lemieux
1989-90	4 Mario Lemieux Mark Recchi	14 Mario Lemieux	3 Mario Lemieux
1990-91	9 Mark Recchi	18 Kevin Stevens	4 Phil Bourque
1991-92	5 Mario Lemieux	19 Kevin Stevens	4 Mario Lemieux
1992-93	10 Mario Lemieux	26 Kevin Stevens	6 Mario Lemieux
1993-94	9 Joe Mullen	21 Kevin Stevens	2 Shawn McEachern
1994-95	7 Jaromir Jagr	8 Jaromir Jagr	3 Jaromir Jagr
1995-96	2 Jaromir Jagr	31 Mario Lemieux	8 Mario Lemieux
1996-97	7 Mario Lemieux	15 Mario Lemieux	3 Petr Nedved
1997-98	8 Jaromir Jagr	15 Stu Barnes	3 Martin Straka
1998-99	7 Jaromir Jagr	10 Jaromir Jagr	4 Martin Straka
1999-00	5 Jaromir Jagr Robert Lang	13 Robert Lang	2 Alexei Kovalev
2000-01	10 Jaromir Jagr	16 Mario Lemieux	2 Alexei Kovalev Alexei Kovalev Robert Lang
2001-02	6 Jan Hrdina	8 Alexei Kovalev	1 Toby Petersen Dan LaCouture Wayne Primeau

LEADERS BY SEASON



SEASON	PIM	SHOTS	PLUS/MINUS
1967-68	74 Leo Boivin	293 Andy Bathgate	-2 Paul Andrea
1968-69	81 Dunc McCallum	225 Ken Schinkel	E Gene Ubriaco
1969-70	189 Bryan Watson	225 Ken Schinkel	-1 Bryan Watson
1970-71	133 Bryan Watson	225 Jean Pronovost	10 Wally Boyer
1971-72	212 Bryan Watson	214 Jean Pronovost	18 Syl Apps
1972-73	179 Bryan Watson	284 Al McDonough	37 Lowell MacDonald
1973-74	138 Steve Durbano	260 Lowell MacDonald	21 Syl Apps
1974-75	172 Colin Campbell	275 Jean Pronovost	29 Barry Wilkins
1975-76	161 Steve Durbano	319 Pierre Larouche	27 Dave Burrows
1976-77	115 Bob Kelly	250 Rick Kehoe	13 Bob Kelly
1977-78	378 Dave Schultz	219 Jean Pronovost	4 Pete Mahovlich
1978-79	157 Dave Schultz	219 Jean Pronovost	21 Ron Stackhouse
1979-80	166 Kim Clackson	239 Rick Kehoe	16 Ron Stackhouse
1980-81	204 Paul Boxter	299 Rick Kehoe	4 Mork Johnson
1981-82	409 Paul Baxter	249 Rick Kehoe	9 Greg Sheppard
1982-83	238 Paul Baxter	203 Rick Kehoe	-9 Peter Lee
1983-84	297 Gary Rissling	214 Ron Flockhart	3 Bryan Maxwell
1984-85	209 Gary Rissling	209 Mario Lemieux	-6 Gary Rissling
1985-86	174 Dan Frawley	276 Mario Lemieux	15 Mike Blaisdell
1986-87	218 Dan Frawley	267 Mario Lemieux	14 Randy Cunneynworth
1987-88	206 Rod Buskas	382 Mario Lemieux	23 Mario Lemieux
1988-89	285 Jay Caufield	342 Paul Coffey	41 Mario Lemieux
1989-90	171 Kevin Stevens	324 Paul Coffey	11 Randy Hillier
1990-91	211 Ulf Samuelsson	253 Kevin Stevens	17 Gord Roberts
1991-92	252 Kevin Stevens	325 Kevin Stevens	33 Larry Murphy
1992-93	252 Rick Tocchet	326 Kevin Stevens	55 Mario Lemieux
1993-94	155 Kevin Stevens	298 Jaromir Jagr	24 Martin Straka
1994-95	114 Francois Leroux	192 Jaromir Jagr	30 Ron Francis
1995-96	161 Francois Leroux	403 Jaromir Jagr	37 Petr Nedved
1996-97	155 Dave Roche	327 Mario Lemieux	27 Mario Lemieux
1997-98	181 Chris Tamer	262 Jaromir Jagr	17 Jaromir Jagr
1998-99	93 Brad Werenka	343 Jaromir Jagr	18 German Titov
1999-00	197 Matthew Barnaby	290 Jaromir Jagr	25 Jaromir Jagr
2000-01	165 Krzysztof Oliwa	317 Jaromir Jagr	20 Robert Lang
2001-02	150 Krzysztof Oliwa	266 Alexei Kovalev	9 Robert Lang



LEADERS BY SEASON

SEASON	GAA	SHUTOUTS	WINS
1967-68	2.86 Hank Bassen	6 Les Binkley	20 Les Binkley
1968-69	3.20 Joe Daley	2 Joe Daley	10 Les Binkley Joe Daley
1969-70	3.03 Al Smith	3 Les Binkley	15 Al Smith
1970-71	2.86 Les Binkley	2 Les Binkley Al Smith	11 Les Binkley
1971-72	3.22 Jim Rutherford	1 Jim Rutherford	17 Jim Rutherford
1972-73	2.91 Jim Rutherford	3 Jim Rutherford	20 Jim Rutherford
1973-74	3.44 Jim Rutherford	1 Andy Brown	13 Andy Brown
1974-75	3.09 Gary Inness	2 Gary Inness	24 Gary Inness
1975-76	3.45 Michel Plasse	2 Michel Plasse	24 Michel Plasse
1976-77	2.94 Denis Herron	5 Dunc Wilson	18 Dunc Wilson
1977-78	3.57 Denis Herron	0	20 Denis Herron
1978-79	3.37 Denis Herron	2 Greg Millen	22 Denis Herron
1979-80	3.64 Greg Millen	2 Greg Millen	18 Greg Millen
1980-81	4.16 Greg Millen	0	25 Greg Millen
1981-82	3.79 Michel Dion	1 Gary Edwards	15 Michel Dion
1982-83	4.26 Michel Dion	1 Denis Herron	12 Michel Dion
1983-84	4.08 Denis Herron	1 Denis Herron Roberto Romano	8 Denis Herron
1984-85	4.42 Roberto Romano	1 Denis Herron Roberto Romano	10 Denis Herron
1985-86	3.56 Roberto Romano	2 Roberto Romano	21 Roberto Romano
1986-87	3.43 Gilles Meloche	0	13 Gilles Meloche
1987-88	3.35 Steve Guenette	1 Steve Guenette Frank Pietrangolo	12 Steve Guenette
1988-89	4.04 Tom Barrasso	0	18 Tom Barrasso
1989-90	4.17 Wendell Young	1 Wendell Young	16 Wendell Young
1990-91	3.59 Tom Barrasso	1 Tom Barrasso	27 Tom Barrasso
1991-92	3.53 Tom Barrasso	1 Tom Barrasso	25 Tom Barrasso
1992-93	3.01 Tom Barrasso	4 Tom Barrasso	43 Tom Barrasso
1993-94	3.36 Tom Barrasso	2 Tom Barrasso	22 Tom Barrasso
1994-95	3.21 Ken Wregget	0	25 Ken Wregget
1995-96	3.24 Ken Wregget	3 Ken Wregget	29 Tom Barosso
1996-97	2.94 Patrick Lalime	3 Ken Wregget	21 Patrick Lalime
1997-98	2.07 Tom Barrasso	7 Tom Barrasso	31 Tom Barrasso
1998-99	2.22 Jean-Sebastien Aubin	4 Tom Barrasso	19 Tom Barrasso
1999-00	2.58 Jean-Sebastien Aubin	2 Jean-Sebastien Aubin	21 Jean-Sebastien Aubin
2000-01	2.64 Johan Hedberg	3 Garth Snow	20 Jean-Sebastien Aubin
2001-02	2.75 Johan Hedberg	6 Johan Hedberg	25 Johan Hedberg

OPENERS



HOME OPENERS (19-9-7)

Oct. 10, 2001	vs. Colorado	1-3	L
Oct. 13, 2000	vs. Tampa Bay	3-2	W
Oct. 8, 1999	vs. Colorado	3-3	T*
Oct. 17, 1998	vs. NY Rangers	3-3	T*
Oct. 1, 1997	vs. Los Angeles	3-3	T*
Oct. 5, 1996	vs. Tampa Bay	3-4	L*
Oct. 7, 1995	vs. Toronto	8-3	W
Jan. 27, 1995	vs. Ottawa	5-4	W
Oct. 7, 1993	vs. Montreal	2-1	W*
Oct. 6, 1992	vs Philadelphia	3-3	T*
Oct. 6, 1991	vs Philadelphia	2-2	T*
Oct. 7, 1990	vs. New Jersey	7-4	W
Oct. 10, 1989	vs. Winnipeg	5-1	W
Oct. 11, 1988	vs. Washington	8-7	W
Oct. 13, 1987	vs. Buffalo	8-3	W
Oct. 9, 1986	vs. Washington	5-4	W
Oct. 10, 1985	vs. Montreal	3-5	L
Oct. 17, 1984	vs. Vancouver	4-3	W
Oct. 8, 1983	vs. NY Rangers	1-6	L
Oct. 9, 1982	vs. NY Rangers	3-5	L
Oct. 10, 1981	vs. Quebec	2-1	W
Oct. 11, 1980	vs. Winnipeg	5-4	W
Oct. 10, 1979	vs. Winnipeg	4-2	W
Oct. 11, 1978	vs. Toronto	2-3	L
Oct. 12, 1977	vs. St. Louis	4-2	W
Oct. 6, 1976	vs. Vancouver	9-5	W
Oct. 11, 1975	vs. Washington	7-5	W
Oct. 12, 1974	vs. Detroit	7-2	W
Oct. 13, 1973	vs. NY Rangers	2-8	L
Oct. 7, 1972	vs. Los Angeles	4-2	W
Oct. 9, 1971	vs Philadelphia	3-2	W
Oct. 10, 1970	vs. Buffalo	1-2	L
Oct. 11, 1969	vs. California	2-2	T
Oct. 12, 1968	vs. Montreal	1-1	T
Oct. 11, 1967	vs. Montreal	1-2	L

ROAD OPENERS (13-15-7)

Oct. 14, 2001	at Buffalo	4-1	L
Oct. 19, 2000	at Ottawa	3-3	T*
Oct. 1, 1999	at Dallas	4-6	L
Oct. 10, 1998	at NY Islanders	4-3	W
Oct. 3, 1997	at Carolina	4-3	W
Oct. 8, 1996	at Hartford	3-7	L
Oct. 9, 1995	at Colorado	6-6	T*
Jan. 20, 1995	at Tampa Bay	5-3	W
Oct. 5, 1993	at Philadelphia	3-4	L
Oct. 10, 1992	at Montreal	3-3	T*
Oct. 4, 1991	at Buffalo	5-4	W
Oct. 5, 1990	at Washington	7-4	W
Oct. 5, 1989	at Boston	4-5	L
Oct. 7, 1988	at Washington	6-4	W
Oct. 8, 1987	at NY Rangers	4-4	T*
Oct. 12, 1986	at Chicago	4-1	W
Oct. 16, 1985	at Chicago	5-5	T*
Oct. 11, 1984	at Boston	3-4	L
Oct. 4, 1983	at St. Louis	3-5	L
Oct. 5, 1982	at New Jersey	3-3	T
Oct. 6, 1981	at St. Louis	2-6	L
Oct. 9, 1980	at Philadelphia	4-7	L
Oct. 14, 1979	at Boston	4-1	W
Oct. 12, 1978	at Boston	2-8	L
Oct. 14, 1977	at Washington	1-2	L
Oct. 7, 1976	at Montreal	1-10	L
Oct. 7, 1975	at Washington	4-2	W
Oct. 9, 1974	at Minnesota	4-2	W
Oct. 12, 1973	at Atlanta	4-3	W
Oct. 11, 1972	at St. Louis	5-2	W
Oct. 10, 1971	at Buffalo	1-2	L
Oct. 15, 1970	at Minnesota	2-4	L
Oct. 19, 1969	at Boston	0-4	L
Oct. 16, 1968	at Toronto	2-2	T
Oct. 13, 1967	at St. Louis	3-1	W

Season Openers in **Bold**

*= overtime game

2000 Season Opener played against Nashville in Japan (3-1 loss)

RECORD IN SEASON OPENERS (15-14-6)



TEAM RECORDS

		SEASON				
		POINTS		PENALTIES		
Most Overall	*119	1992-93	Most For	897	1988-89	
Most Home	66	1992-93	Most Against	906	1988-89	
Most Road	49	1992-93	Fewest For	248	1967-68	
Fewest Overall	38	1983-84	Fewest Against	330	1967-68	
Fewest Home	18	1983-84	PENALTY MINUTES			
Fewest Road	13	1982-83	Most For	2,670	1988-89	
*Includes four points from neutral site games			Most Against	2,702	1988-89	
		WINS		Fewest For	554	1967-68
Most Overall	56	1992-93	Fewest Against	750	1967-68	
Most Home	32	1995-96	MINORS			
Most Road	23	1992-93	Most For	773	1987-88	
Fewest Overall	16	1983-84	Most Against	752	1987-88	
Fewest Home	7	1983-84	Fewest For	237	1967-68	
Fewest Road	3	1970-71	Fewest Against	315	1967-68	
		LOSSES		MAJORS		
Most Overall	58	1983-84	Most For	118	1988-89	
Most Home	29	1983-84	Most Against	114	1988-89	
Most Road	31	1982-83	Fewest For	1	1967-68	
Fewest Overall	21	1992-93	Fewest Against	6	1967-68	
Fewest Home	5	1974-75	MISCONDUCTS			
Fewest Road	14	1997-98	Most For	69	1981-82	
		TIES		Most Against	87	1981-82
Most Overall	20	1970-71	Fewest For	1	1968-69	
Most Home	10	1967-68, 1974-75, 1997-98, 1998-99	Fewest Against	7	1976-77	
Most Road	11	1970-71	SHOTS ON GOAL			
Fewest Overall	4	1995-96	Most For	2,761	1974-75	
Fewest Home	0	1995-96	Most Against	2,908	1983-84	
Fewest Road	1	1999-00	Fewest For	2,009	1998-99	
		GOALS		Fewest Against	2,129	1998-99
Most For	367	1992-93	POWER PLAY GOALS			
Most For Home	215	1995-96	Most For	119	1988-89	
Most For Road	162	1988-89	Most Against	120	1987-88	
Most Against	394	1982-83	Fewest For	37	1967-68	
Most Against Home	182	1983-84	Fewest Against	31	1967-68	
Most Against Road	224	1982-83	POWER PLAY CHANCES			
Fewest For	182	1969-70	Most For	500	1987-88	
Fewest For Home	98	1968-69	Most Against	507	1987-88	
Fewest For Road	77	1969-70	Fewest For	262	1977-78, 1979-80	
Fewest Against	188	1997-98	Fewest Against	193	1967-68	
Fewest Against Home	92	1970-71	POWER PLAY PERCENTAGE			
Fewest Against Road	90	1997-98	Highest For	26.0	1995-96	
		ASSISTS		Highest Against	27.4	1982-83
Most For	633	1992-93	Lowest For	13.6	1967-68	
Most Against	665	1982-83	Lowest Against	13.6	1997-98	
Fewest For	294	1969-70	SHORT-HANDED GOALS			
Fewest Against	298	1997-98	Most For	21	1988-89	
		POINTS		Most Against	22	1984-85
Most For	1,000	1992-93	Fewest For	2	1967-68, 1968-69	
Most Against	1,049	1982-83	Fewest Against	4	1973-74, 1978-79, 1979-80	
Fewest For	476	1969-70				
Fewest Against	486	1997-98				

TEAM RECORDS



SEASON (Continued)

80 OR MORE POINT PLAYERS

Most For	6	1992-93
Fewest For	0	11 times (last 2001-02)

90 OR MORE POINT PLAYERS

Most For	5	1992-93
Fewest For	0	16 times (last 2001-02)

100 OR MORE POINT PLAYERS

Most For	4	1992-93
Fewest For	0	19 times (last 2001-02)

20 OR MORE GOAL PLAYERS

Most For	9	1974-75, 1989-90
Fewest For	1	1968-69

30 OR MORE GOAL PLAYERS

Most For	5	1975-76, 1992-93
Fewest For	0	5 times (last 1982-83)

40 OR MORE GOAL PLAYERS

Most For	3	1991-92, 1992-93, 1995-96
Fewest For	0	13 times (last 2001-02)

50 OR MORE GOAL PLAYERS

Most For	2	1975-76, 1992-93, 1995-96
Fewest For	0	21 times (last 2001-02)

40 OR MORE ASSIST PLAYERS

Most For	7	1975-76
Fewest For	0	5 times (last 1979-80)

50 OR MORE ASSIST PLAYERS

Most For	6	1992-93
Fewest For	0	12 times (last 2001-02)

60 OR MORE ASSIST PLAYERS

Most For	5	1992-93
Fewest For	0	16 times (last 2001-02)

100 OR MORE PENALTY MINUTE PLAYERS

Most For	15	1988-89
Fewest For	0	1967-68, 1968-69

200 OR MORE PENALTY MINUTE PLAYERS

Most For	3	1981-82
Fewest For	0	20 times (last 2001-02)

GAME

GOALS

Most For, Home	12	Washington (3/15/75) Toronto (12/26/91)
Most For, Road	10	NY Rangers (4/9/93)
Most Against, Home	11	NY Rangers (11/25/92)
Most Against, Road	13	Philadelphia (3/22/84)
Most For, Two Consecutive Games	18	3/15/75-3/16/75; 12/23/91-12/26/91; 12/26/91-12/28/91
Most Against, Two Consecutive Games	19	3/22/84-3/24/84
Most For, Both Teams, Home	18	San Jose 10 - Pittsburgh 8 (1/13/96)
Most For, Both Teams, Road	17	Philadelphia 13 - Pittsburgh 4 (3/22/84)

ASSISTS

Most For, Home	20	Washington (3/15/75) Toronto (12/26/91)
Most For, Road	17	NY Rangers (12/3/90)
Most Against, Home	19	NY Rangers (11/25/92)
Most Against, Road	22	Philadelphia (3/22/84)
Most For, Both Teams, Home	28	Edmonton (2/19/83) NY Islanders (2/6/90)
Most For, Both Teams, Road	29	Hartford (12/26/80)

POINTS

Most For, Home	32	Washington (3/15/75) Toronto (12/26/91)
Most For, Road	25	NY Rangers (12/3/90)
Most Against, Home	30	NY Rangers (11/25/92)
Most Against, Road	35	Philadelphia (3/22/84)
Most For, Both Teams, Home	45	Edmonton (2/19/83)
Most For, Both Teams, Road	45	Hartford (12/26/80) Philadelphia (3/22/84)

POWER PLAY GOALS

Most For, Home	6	Toronto (12/12/86) San Jose (12/5/91)
Most For, Road	5	NY Islanders (12/23/91) San Jose (12/5/92) Calgary (10/28/98)
Most Against, Home	5	New Jersey (10/29/86) Buffalo (10/12/88)
Most Against, Road	5	Hartford (2/26/89) Boston (10/5/89)
Most For, Both Teams	10	vs. New Jersey (10/29/89) (5-5)

POWER PLAY CHANCES

Most For	12	New Jersey (3/1/89) NY Islanders (2/6/90)
Most Against	14	Washington (10/11/88) at Washington
Most For, Both Teams	22	(1/1/88) [P 9 - W 13]; vs Philadelphia (3/19/88) [P 10 - Ph 12]



TEAM RECORDS

GAME (Continued)

SHORT-HANDED GOALS

Most For	2	16 times (last 4/5/97)
Most Against	3	at Toronto (11/16/88)
Most For, Both Teams	4	vs Chicago (12/6/89) (2-2)

PENALTIES

Most For, Home	28	Edmonton (1/19/88)
Most For, Road	32	NY Rangers (10/30/88)
Most Against, Home	24	Edmonton (1/19/80)
Most Against, Road	27	Washington (11/25/89)
Most For, Both Teams, Home	52	Edmonton (1/19/80)
Most For, Both Teams, Road	59	NY Rangers (10/30/88)

PENALTY MINUTES

Most For, Home	144	Edmonton (1/19/88)
Most For, Road	158	NY Rangers (10/30/88)
Most Against, Home	123	Edmonton (1/19/88)
Most Against, Road	134	NY Rangers (10/30/88)
Most For, Both Teams, Home	267	Edmonton (1/19/80) (P 144 - E 123)
Most For, Both Teams, Road	292	NY Rangers (10/30/88) (P 158 - NYR 134)

LARGEST MARGIN OF VICTORY

Home	11	Washington (3/15/75) (12-1) Toronto (12/26/91) (12-1)
Road	8	San Jose (12/5/91) (8-0)

SHOTS

Most For, Home	65	Washington (3/15/75)
Most For, Road	53	Montreal (12/16/00)
Most Against, Home	55	Montreal (10/23/76)
Most Against, Road	62	Chicago (3/12/89)
Fewest For, Home	11	Carolina (12/16/01)
Fewest For, Road	11	Boston (3/27/77)
Fewest Against, Home	11	Phoenix (12/11/99)
Fewest Against, Road	13	Phoenix (12/12/98)

SAVES

Most For, Home	51	Detroit (1/31/98)
Most For, Road	57	Chicago (3/12/89)
Most Against, Home	53	Montreal (3/10/74)
Most Against, Road	49	Montreal (12/16/00)
Fewest For, Home	9	Colorado (1/3/98) Phoenix (12/11/99)
Fewest For, Road	11	Vancouver (11/17/87) Phoenix (12/12/97)
Fewest Against, Home	11	Edmonton (10/31/98) Carolina (12/4/98)
Fewest Against, Road	9	Philadelphia (3/21/98) St. Louis (1/19/00)
		Montreal (10/13/84)

LARGEST MARGIN OF DEFEAT

Home	9	New Jersey (10/28/00) (9-0)
Road	12	Montreal (2/22/79) (12-0)

PERIOD

GOALS

Most For, Home	8	San Jose (12/17/91)
Most For, Road	7	Quebec (2/27/95)
Most Against, Home	6	7 times (last 11/16/96)
Most Against, Road	7	Philadelphia (3/22/84)
Most For, Both Teams, Home	8	9 times (last 11/1/97)
Most For, Both Teams, Road	9	Quebec (2/27/95)

ASSISTS

Most For, Home	11	St. Louis (1/22/72)
Most For, Road	12	Quebec (2/27/95)
Most Against, Home	12	Quebec (2/16/85)
Most Against, Road	13	Philadelphia (3/22/84)
Most For, Both Teams, Home	15	Vancouver (10/6/76)
Most For, Both Teams, Road	16	Quebec (2/27/95)

POINTS

Most For, Home	18	St. Louis (1/22/72)
Most For, Road	19	Quebec (2/27/95)
Most Against, Home	18	Quebec (2/16/85)
Most Against, Road	20	Philadelphia (3/22/84)
Most For, Both Teams, Home	23	Vancouver (10/6/76)
Most For, Both Teams, Road	25	Quebec (2/27/95)

PENALTIES

Most For, Home	24	Edmonton (1/19/80)
Most For, Road	32	NY Rangers (10/30/88)
Most Against, Home	22	New Jersey (3/25/89)
Most Against, Road	33	Philadelphia (12/8/88)
Most For, Both Teams, Home	43	Edmonton (1/19/80)
Most For, Both Teams, Road	64	Philadelphia (12/8/88)

PENALTY MINUTES

Most For, Home	133	Edmonton (1/19/80)
Most For, Road	146	NY Rangers (10/30/88)
Most Against, Home	110	Edmonton (1/19/80)
Most Against, Road	141	Philadelphia (12/8/88)
Most For, Both Teams, Home	243	Edmonton (1/19/80)
Most For, Both Teams, Road	272	NY Rangers (10/30/88)

TEAM/INDIVIDUAL RECORDS



PERIOD (Team - Continued)

SHOTS		SAVES	
Most For, Home	27 Washington (3/15/75)	Most For, Home	23 Vancouver (1/7/89)
Most For, Road	25 San Jose (3/6/92)	Most For, Road	25 NY Islanders (12/5/78) New Jersey (10/28/95)
Most Against, Home	25 Vancouver (1/7/89)	Most Against, Home	24 Hartford (2/19/81)
Most Against, Road	28 NY Islanders (12/5/78) NY Rangers (12/19/87)	Most Against, Road	22 Minnesota (3/23/74)
Fewest For, Home	1 Tampa Bay (12/16/97) Ottawa (12/26/98) Detroit (3/2/02)	Fewest For, Home	0 Florida (2/21/01) Boston (3/14/89)
Fewest For, Road	1 11 times (last 10/20/01)	Fewest For, Road	0 Florida (12/20/00) Phoenix (12/12/97)
Fewest Against, Home	0 Florida (2/21/01)	Fewest Against, Home	1 7 times (last 3/27/01)
Fewest Against, Road	0 Florida (12/20/00)	Fewest Against, Road	0 Boston (12/15/68)

SEASON (Individual)

GOALS		SHOTS	
Overall	85 Mario Lemieux (1988-89)	Overall	403 Jaromir Jagr (1995-96)
Center	85 Mario Lemieux (1988-89)	Center	382 Mario Lemieux (1987-88)
Right Wing	62 Jaromir Jagr (1995-96)	Right Wing	403 Jaromir Jagr (1995-96)
Left Wing	55 Kevin Stevens (1992-93)	Left Wing	326 Kevin Stevens (1992-93)
Defenseman	30 Paul Coffey (1988-89)	Defenseman	342 Paul Coffey (1988-89)
Rookie	43 Mario Lemieux (1984-85)	Rookie	209 Mario Lemieux (1984-85)
Rookie Defenseman	12 Zarek Zalapski (1988-89)	Rookie Defenseman	156 D. Edestrand (1971-72)
ASSISTS		POWER PLAY GOALS	
Overall	114 Mario Lemieux (1988-89)	Overall	31 Mario Lemieux (1988-89; 1995-96)
Center	114 Mario Lemieux (1988-89)	Center	31 Mario Lemieux (1988-89; 1995-96)
Right Wing	87 Jaromir Jagr (1995-96)	Right Wing	24 Rob Brown (1988-89)
Left Wing	69 Kevin Stevens (1991-92)	Left Wing	26 Kevin Stevens (1992-93)
Defenseman	83 Paul Coffey (1988-89)	Defenseman	13 Doug Bodger (1987-88) Kevin Hatcher (1997-98)
Rookie	57 Mario Lemieux (1984-85)	Rookie	13 Rob Brown (1987-88)
Rookie Defenseman	33 Zarek Zalapski (1988-89)	Rookie Defenseman	5 Zarek Zalapski (1988-89)
Goaltender	8 Tom Barrasso (1992-93)	POWER PLAY ASSISTS	
POINTS		Overall	58 Mario Lemieux (1987-88)
Overall	199 Mario Lemieux (1988-89)	Center	58 Mario Lemieux (1987-88)
Center	199 Mario Lemieux (1988-89)	Right Wing	34 Jaromir Jagr (1998-99)
Right Wing	149 Jaromir Jagr (1995-96)	Left Wing	27 Pat Boutette (1981-82)
Left Wing	123 Kevin Stevens (1991-92)	Defenseman	53 Paul Coffey (1988-89)
Defenseman	113 Paul Coffey (1988-89)	Rookie	23 Zarek Zalapski (1988-89)
Rookie	100 Mario Lemieux (1984-85)	Rookie Defenseman	23 Zarek Zalapski (1988-89)
Rookie Defenseman	45 Zarek Zalapski (1988-89)	POWER PLAY POINTS	
Goaltender	8 Tom Barrasso (1992-93)	Overall	80 Mario Lemieux (1987-88; 1988-89)
PENALTY MINUTES		Center	80 Mario Lemieux (1987-88; 1988-89)
Overall	409 Paul Baxter (1981-82)	Right Wing	51 Jaromir Jagr (1995-96)
Center	157 Dave Hannan (1988-89)	Left Wing	44 Kevin Stevens (1992-93)
Right Wing	285 Jay Caulfield (1988-89)	Defenseman	64 Paul Coffey (1988-89)
Left Wing	378 Dave Schultz (1977-78)	Rookie	33 Mario Lemieux (1984-85)
Defenseman	409 Paul Baxter (1981-82)	Rookie Defenseman	28 Zarek Zalapski (1988-89)
Rookie	285 Jay Caulfield (1988-89)		
Rookie Defenseman	172 Colin Campbell (1974-75)		
Goaltender	60 Andy Brown (1973-74)		



INDIVIDUAL RECORDS

SEASON (Continued)

SHORT-HANDED GOALS			MOST CONSECUTIVE GAMES WITH A...		
Overall	13	Mario Lemieux (1988-89)	Goal	12	Mario Lemieux (18 goals), 10/6/92 - 11/1/92
Center	13	Mario Lemieux (1988-89)	Assist	14	Mario Lemieux (23 assists) 1/15/86 - 2/16/86
Right Wing	4	Jean Pronovost (1973-74) Rick Tocchet (1992-93)	Point	46	Mario Lemieux (39+64=103) 10/31/89 - 2/14/90
Left Wing	4	Vic Hadfield (1974-75) Phil Bourque (1990-91)	Goal (Rookie)	7	Mike Bullard (8 goals) 1/23/82 - 2/6/82
Defenseman	2	Bob Woytowich (1968-69) Moe Mantha (1985-86) Paul Coffey (1987-88) Grant Jennings (1991-92) Larry Murphy (1991-92; 1992-93)	Assist (Rookie)	6	Mario Lemieux {9 assists} 10/27/84 - 11/8/84 {9 assists} 12/7/84 - 12/21/84
Rookie	2	Darius Kasparaitis (1997-98) Kevin Hatcher (1998-99) Jean Pronovost (1968-69) Mitch Lamoreux (1984-85) Mark Recchi (1989-90)	Point (Rookie)	11	Mike Bullard (3+10=13) 12/12/81 - 1/3/82

GAME

Goals	5	Mario Lemieux (3 times) (vs. New Jersey, 12/31/88) (at NY Rangers, 4/9/93) (vs. St. Louis, 3/26/96)	Points	8	Mario Lemieux (2 times) (vs. St. Louis, 10/15/88, 2+6) (vs. New Jersey, 12/31/88, 5+3)
Assists	6	Ron Stackhouse (vs. Philadelphia, 3/8/75) Greg Malone (vs. Quebec, 11/28/79) Mario Lemieux (3 times) (vs. St. Louis, 10/15/88) (at San Jose, 12/5/92) (vs. Tampa bay, 11/1/95)	Shots	14	Ron Stackhouse (vs. Washington, 4/3/76)
			Penalties	9	Russ Anderson (vs. Edmonton, 1/19/80)
			Penalty Minutes	51	Russ Anderson (vs. Edmonton, 1/19/80)

PERIOD

Goals	4	Mario Lemieux (at Montreal, 1/26/97)	Points	4	20 times - last time Mario Lemieux (at Montreal, 1/26/97)
Assists	4	Syl Apps (vs. Detroit, 3/24/71) Ron Stackhouse (vs. Philadelphia, 3/8/75) Paul Coffey (vs. NY Islanders, 2/6/90) Mario Lemieux (vs. Tampa Bay, 11/1/95) Jaromir Jagr (at St. Louis, 12/19/96)	Shots	7	Six times - last time Mario Lemieux (at Atlanta, 10, 23, 01)
			Penalties	8	Russ Anderson (vs. Edmonton, 1/19/80)
			Penalty Minutes	46	Russ Anderson (vs. Edmonton, 1/19/80)

MONTH

Goals	18	Mario Lemieux (March 1993)
Assists	25	Mario Lemieux (March 1988)
Points	38	Mario Lemieux (October 1988) (11 games - 16+22)

INDIVIDUAL RECORDS



GOALTENDERS

		GAMES		GOALS AGAINST		
All-Time	726	Tom Barrasso	All-Time	1409	Tom Barrasso	
Season	66	Johan Hedberg (2001-02)	Season	258	Greg Millen (1980-81)	
Season, Home	37	Johan Hedberg (2001-02)	Season, Home	128	Greg Millen (1980-81)	
Season, Road	32	Tom Barrasso (1997-98)	Season, Road	130	Greg Millen (1980-81)	
		MINUTES PLAYED		GOALS AGAINST AVERAGE		
All-Time	25883	Tom Barrasso	All-Time	2.86	Hank Bassen	
Season	3877	Johan Hedberg (2001-02)	Season	2.07	Tom Barrasso (1997-98)	
Season, Home	2074	Johan Hedberg (2001-02)	Season, Home	2.02	Al Smith (1970-71)	
Season, Road	1932	Tom Barrasso (1997-98)	Season, Road	1.83	Tom Barrasso (1997-98)	
		WINS		SAVE PERCENTAGE		
All-Time	226	Tom Barrasso	All-Time	.913	Patrick Lalime	
Season	43	Tom Barrasso (1992-93)	(Minimum 30 Games)			
Season, Home	24	Tom Barrasso (1992-93)	Season	.914	Jean-Sebastien Aubin (1999-00)	
Season, Road	19	Tom Barrasso (1992-93)	(Minimum 30 Games)			
		LOSSES		LONGEST CONSECUTIVE STREAKS		
All-Time	153	Tom Barrasso	Games Played	26	Greg Millen (2/7/81 - 4/4/81) (11-10-5)	
Season	34	Johan Hedberg (2001-02)	Wins	14	Tom Barrasso (3/9/93 - 4/9/93)	
Season, Home	18	Johan Hedberg (2001-02)	Wins, Home	13	Jim Rutherford (2/16/72 - 11/16/72)	
Season, Road	17	Les Binkley (1967-68) Michel Dion (1981-82)	Wins, Road	6	Tom Barrasso (3/14/93 - 4/9/93)	
		TIES		Unbeaten	16	Patrick Lalime (12/6/96 - 1/21/97) (14-0-2)
All-Time	53	Tom Barrasso	Wins	13	Jim Rutherford (2/16/72 - 11/16/72)	
Season	15	Denis Herron (1977-78)	Wins, Home	6	Tom Barrasso (3/14/93 - 4/9/93)	
Season, Home	9	Les Binkley (1967-68)	Wins, Road	6	Tom Barrasso (3/14/93 - 4/9/93)	
Season, Road	7	Denis Herron (1977-78) Denis Herron (1978-79) Greg Millen (1980-81)	Unbeaten	16	Patrick Lalime (12/6/96 - 1/21/97) (14-0-2)	
		SAVES		Unbeaten, Home	18	Michel Plasse (1/11/75 - 12/31/75) (14-0-4)
All-Time	12064	Tom Barrasso	Unbeaten, Road	7	Denis Herron (3/13/79 - 3/27/79) (5-0-2)	
Season	1920	Denis Herron (1977-78)	Unbeaten, Road	7	Tom Barrasso (2 times) (10/20/95 - 11/17/95) (5-0-2)	
Season, Home	938	Denis Herron (1977-78)	Losses	9	Michel Dion (12/20/83 - 3/1/84)	
Season, Road	982	Denis Herron (1977-78)	Losses, Home	5	Michel Dion (3/3/82 - 10/22/82)	
All-Time Per Game	30.6	Joe Daley	Losses, Home	5	Denis Herron (10/18/83 - 11/16/83)	
Season Per Game	32.6	Denis Herron (1977-78)	Losses, Road	10	Joe Daley (11/13/68 - 3/20/69)	
Season Per Game Home	31.2	Joe Daley (1968-69)	Losses, Road	10	Denis Herron (12/22/84 - 3/30/85)	
Season Per Game Road	35.8	Denis Herron (1977-78)	Winless	15	Al Smith (1/28/71 - 4/1/71) (0-10-5)	
		SHUTOUTS		Winless, Home	9	Les Binkley (11/6/68 - 12/21/68) (0-8-1)
All-Time	22	Tom Barrasso	Winless, Road	26	Al Smith (3/5/70 - 4/1/71) (0-18-8)	
Season	7	Tom Barrasso (1997-98) Les Binkley (1967-68)			LONGEST SHUTOUT SEQUENCE	
Season, Home	3	Ken Wregget (1995-96) Tom Barrasso (1998-99)	Individual	132:24	Jim Rutherford (2/22/75 - 2/25/75)	
Season, Road	6	Tom Barrasso (1997-98)	Team	187:30	Wregget/Barrasso (1/31/93 - 2/13/93)	
		WINNING PERCENTAGE		Against	183:15	3/31/80 - 2/9/80
All-Time (Minimum 30 games)	.629	Patrick Lalime (21-12-2)			LONGEST SHUTOUT SEQUENCE	
Season (Minimum 30 games)	.734	Tom Barrasso (1992-93) (43-14-5)	Individual	132:24	Jim Rutherford (2/22/75 - 2/25/75)	
			Team	187:30	Wregget/Barrasso (1/31/93 - 2/13/93)	
			Against	183:15	3/31/80 - 2/9/80	



STREAKS

Season	OVERALL				HOME				ROAD			
	Win	Unbt	Loss	Winless	Win	Unbt	Loss	Winless	Win	Unbt	Loss	Winless
1967-68	4	5	3	4	3	5	2	5	3	3	5	8
1968-69	4	6	7	9	4	4	4	6	2	5	8	14
1969-70	3	4	6	10	4	6	3	4	2	2	4	9
1970-71	2	4	4	8	7	7	2	5	2	3	15	*18
1971-72	4	5	6	9	3	4	3	4	3	6	6	14
1972-73	4	5	5	8	4	8	3	3	1	2	9	9
1973-74	3	4	6	8	3	6	4	4	2	3	4	5
1974-75	3	7	3	7	9	*20	2	4	3	4	4	6
1975-76	4	11	3	7	6	10	4	4	2	6	7	9
1976-77	3	6	4	6	3	7	2	3	2	2	3	6
1977-78	2	7	5	6	2	6	3	5	2	6	5	8
1978-79	4	10	4	5	6	8	3	3	3	7	6	8
1979-80	3	7	6	8	4	7	5	5	2	3	7	7
1980-81	6	6	3	6	5	6	3	3	2	4	8	11
1981-82	4	7	4	9	4	8	2	5	3	3	7	12
1982-83	3	5	*11	*18	3	3	4	7	1	2	*18	*18
1983-84	2	3	8	8	1	2	*7	*11	4	5	6	7
1984-85	5	5	9	12	3	3	4	7	2	2	8	10
1985-86	5	6	5	7	4	10	4	6	2	2	5	5
1986-87	7	7	4	9	6	6	2	3	2	2	4	12
1987-88	4	4	6	10	6	6	3	7	4	4	4	5
1988-89	5	8	4	6	6	12	4	4	3	4	4	8
1989-90	4	5	4	8	7	7	4	4	2	3	8	13
1990-91	6	7	3	5	*11	14	3	5	3	4	6	10
1991-92	4	6	4	6	9	9	4	4	5	5	4	7
1992-93	#17	*18	3	3	10	11	2	3	*7	*8	3	2
1993-94	4	8	4	4	4	7	3	3	4	4	2	4
1994-95	7	13	3	3	7	9	2	2	4	6	3	3
1995-96	8	8	3	3	8	8	3	3	3	6	4	5
1996-97	6	14	6	6	6	8	3	3	6	7	8	13
1997-98	6	8	3	6	5	10	2	5	5	7	3	5
1998-99	10	10	3	8	9	11	3	4	2	3	3	6
1999-00	4	5	4	8	5	8	3	5	3	3	6	8
2000-01	4	5	2	6	4	5	5	7	2	6	4	4
2001-02	6	6	7	10	3	7	4	4	3	4	6	6

* = Club Record, # = NHL Record

Longest Winning Streak	17	3/9/93 - 4/11/93
Longest Home Winning Streak	11	1/5/91 - 3/7/91
Longest Road Winning Streak	7	3/14/93 - 4/9/93
Longest Unbeaten Streak	18	3/9/93 - 4/14/93 (17-0-1)
Longest Home Unbeaten Streak	20	11/30/74 - 2/22/75 (12-0-8)
Longest Road Unbeaten Streak	8	3/14/93 - 4/14/93 (7-0-1)
Longest Losing Streak	11	1/22/83 - 2/10/83
Longest Home Losing Streak	8	4/3/83 - 10/29/83 (2 seasons)
	7	10/8/83 - 10/29/83 (1 season)
Longest Road Losing Streak	18	12/23/82 - 3/4/83
Longest Winless Streak	18	1/2/83 - 2/10/83 (0-17-1)
Longest Home Winless Streak	12	4/3/83 - 11/9/83 (0-10-2) (2 seasons)
	11	10/8/83 - 11/9/83 (0-9-2) (1 season)
Longest Road Winless Streak	18	10/25/70 - 1/14/71 (0-11-7)
		12/23/82 - 3/4/83 (0-18-0)
Consecutive Games Without Being Shutout	211	1/7/89 - 10/28/91
Consecutive Home Games Without Being Shutout	206	1/28/92 - 10/8/97
Consecutive Road Games Without Being Shutout	120	1/12/90 - 12/29/91
Consecutive Games Without Shutting Out Opponent	156	3/12/77 - 12/9/78
Consecutive Home Games Without Shutting Out Opponent	95	4/2/80 - 12/1/82
Consecutive Road Games Without Shutting Out Opponent	188	1/24/87 - 12/5/91
Consecutive Games Tied	4	12/8/79 - 12/15/79

MONTH BY MONTH



	OCT.	NOV.	DEC.	JAN.	FEB.	MAR.	APR.	MAY	SEASON
1967-68	3-6-1	6-3-2	4-8-2	4-7-2	4-5-3	6-5-3			27-34-13
1968-69	1-4-2	4-8-2	<u>2-10-2</u>	3-10-1	4-6-2	6-7-2			20-45-11
1969-70	1-4-3	5-6-2	5-7-0	3-7-3	8-5-0	3-7-4	1-2-0		26-38-12
1970-71	2-4-3	3-6-5	5-7-3	6-5-1	3-7-3	2-7-3	0-1-2		21-37-20
1971-72	5-5-2	3-9-0	3-7-4	1-8-3	7-6-0	6-3-4	1-0-1		26-38-14
1972-73	5-5-0	7-5-2	<u>3-6-4</u>	6-9-0	6-5-1	4-7-2	1-0-0		32-37-9
1973-74	4-4-1	3-7-2	<u>2-10-2</u>	5-8-0	5-6-1	7-4-3	2-2-0		28-41-9
1974-75	2-4-1	6-6-3	4-6-4	8-3-2	7-3-3	9-4-2	1-2-0		37-28-15
1975-76	4-2-1	6-8-1	5-7-2	4-7-3	8-2-4	7-6-1	1-1-0		35-33-12
1976-77	2-6-4	6-5-1	7-5-1	7-4-2	5-5-4	5-8-1	2-0-0		34-33-13
1977-78	3-5-1	4-6-3	4-6-4	5-5-3	4-2-5	2-11-2	3-2-0		25-37-18
1978-79	1-6-2	5-7-1	9-2-4	5-7-1	6-3-1	8-4-4	2-2-0		36-31-13
1979-80	4-4-1	5-4-3	5-3-7	5-10-0	4-7-0	6-7-2	1-2-0		30-37-13
1980-81	4-5-1	2-8-3	5-6-3	6-6-1	7-5-1	5-6-3	1-1-1		30-37-13
1981-82	5-7-2	7-1-2	<u>4-7-2</u>	5-8-2	3-8-2	5-5-3	2-0-0		31-36-13
1982-83	3-9-1	5-3-3	<u>3-9-2</u>	1-12-1	3-11-0	3-7-2	0-2-0		18-53-9
1983-84	3-9-0	3-7-3	3-8-2	1-11-0	3-10-1	3-12-0	0-1-0		16-58-6
1984-85	5-4-0	1-8-3	8-5-1	4-8-1	2-10-0	4-12-0	0-4-0		24-51-5
1985-86	3-5-2	5-7-1	8-6-1	7-4-2	7-4-1	3-9-1	1-3-0		34-38-8
1986-87	8-3-0	5-5-4	<u>2-7-2</u>	4-8-1	4-7-2	5-8-2	2-0-0		30-38-12
1987-88	3-6-3	6-4-2	7-4-2	5-9-2	4-7-0	9-5-0	2-0-0		36-35-9
1988-89	7-4-0	7-6-0	9-2-3	5-6-1	4-6-3	6-9-0	2-0-0		40-33-7
1989-90	3-7-2	6-7-0	7-5-1	6-6-1	8-5-1	2-10-3			32-40-8
1990-91	6-6-1	5-6-1	10-6-1	7-4-0	4-7-1	9-4-2			41-33-6
1991-92	5-5-2	<u>8-3-2</u>	9-5-0	3-7-1	3-7-3	10-3-1	1-2-0		39-32-9
1992-93	8-1-2	9-5-1	9-3-1	8-5-1	5-5-1	11-2-0	6-0-1		56-21-7
1993-94	7-4-1	5-3-5	6-4-2	6-3-3	7-6-1	9-5-1	4-2-0		44-27-13
1994-95				5-0-0	9-3-2	8-6-0	7-5-1	0-2-0	29-16-3
1995-96	4-2-2	10-3-1	10-4-0	7-7-0	6-5-1	9-5-0	3-3-0		49-29-4
1996-97	2-8-0	6-5-2	11-2-2	8-3-1	4-7-0	5-8-2	2-3-1		38-36-8
1997-98	7-5-2	7-4-3	7-3-3	8-3-2	1-2-3	6-3-4	4-4-1		40-24-18
1998-99	4-3-2	6-3-3	5-4-2	8-5-0	9-5-0	4-5-6	2-5-1		38-30-14
1999-00	2-4-3-1	6-7-0-2	8-6-0-2	5-8-1-0	5-4-4-1	8-6-0-0	3-2-0-0		37-37-8-6
2000-01	5-4-1-0	6-4-2-1	6-6-3-0	8-5-0-1	7-3-1-0	8-5-2-0	2-1-0-1		42-28-9-3
2001-02	4-6-1-1	6-4-2-1	4-7-2-0	8-6-0-1	1-4-1-1	5-7-1-1	0-7-1-0		28-41-8-5

Monthly Totals 135-166-50-2 184-183-70-4 199-193-75-2 187-224-42-2 177-193-56-2 208-222-66-1 59-59-10-1 0-2-0

ALL-TIME OVERTIME vs. EACH TEAM

TEAM	GP	RECORD	TEAM	GP	RECORD
Anaheim	3	0-1-2	Montreal	18	5-1-12
Atlanta	2	2-0-0	Nashville	2	1-0-1
Boston	13	4-1-8	New Jersey	15	3-2-10
Buffalo	19	3-4-12	NY Islanders	14	3-3-8
Calgary	7	0-0-7	NY Rangers	26	11-3-12
Carolina	12	3-1-8	Ottawa	9	1-0-8
Chicago	5	0-0-5	Philadelphia	22	3-8-11
Colorado	10	1-3-6	Phoenix	7	1-3-3
Columbus	2	2-0-0	St. Louis	7	0-1-6
Dallas	5	1-1-3	San Jose	3	0-0-3
Detroit	9	1-2-6	Tampa Bay	7	2-2-3
Edmonton	5	1-1-3	Toronto	6	1-2-3
Florida	7	2-1-4	Vancouver	7	3-0-4
Los Angeles	11	3-4-4	Washington	18	6-3-9
Minnesota	0	0-0-0	TOTALS	271	63-47-161



OVERTIME

ALL-TIME OVERTIME RECORD

YEAR	OVERALL					HOME					ROAD				
	GP	W	L	T	PTS	GP	W	L	T	PTS	GP	W	L	T	PTS
1983-84	12	1	5	6	8	7	0	3	4	4	5	1	2	2	4
1984-85	8	3	0	5	11	3	0	0	3	3	5	3	0	2	8
1985-86	14	3	3	8	14	7	1	1	5	7	7	2	2	3	7
1986-87	21	5	4	12	22	11	4	1	6	14	10	1	3	6	8
1987-88	16	5	2	9	19	9	2	1	6	10	7	3	1	3	9
1988-89	10	2	1	7	11	3	0	0	3	3	7	2	1	4	8
1989-90	14	3	3	8	14	7	2	2	3	7	7	1	1	5	7
1990-91	12	4	2	6	14	7	3	1	3	9	5	1	1	3	5
1991-92	12	2	1	9	13	8	1	1	6	8	4	1	0	3	5
1992-93	10	3	0	7	13	6	2	0	4	8	4	1	0	3	5
1993-94	19	4	2	13	21	11	2	1	8	12	8	2	1	5	9
1994-95	5	1	1	3	5	1	0	0	1	1	4	1	1	2	4
1995-96	9	3	2	4	10	4	2	2	0	4	5	1	0	4	6
1996-97	13	1	4	8	10	9	1	3	5	7	4	0	1	3	3
1997-98	23	3	2	18	24	13	2	1	10	14	10	1	1	8	10
1998-99	22	7	1	14	28	14	4	0	10	18	8	3	1	4	10
1999-00*	17	3	6	8	20	7	0	0	7	7	10	3	6	1	13
2000-01*	15	3	3	9	18	11	1	3	7	11	4	2	0	2	6
2001-02*	20	7	5	8	27	10	5	1	4	15	10	2	4	4	12
TOTALS	272	63	47	162	302	148	32	21	95	162	124	31	26	67	140

* = Losses worth one point

ALL-TIME OVERTIME SCORING

PLAYER	G	A	PTS	PLAYER	G	A	PTS
MARIO LEMIEUX	10	10	20	Darius Kasparaitis	0	2	2
Jaromir Jagr	9	5	14	Tomas Sandstrom	0	2	2
ALEXEI KOVALEV	4	3	7	Bryan Smolinski	0	2	2
Ron Francis	1	5	6	Zarley Zalapski	0	2	2
Kevin Stevens	3	2	5	Wayne Babych	1	0	1
Larry Murphy	1	4	5	Randy Carlyle	1	0	1
MARTIN STRAKA	0	5	5	Randy Gilhen	1	0	1
JAN HRDINA	2	2	4	Chris Kontos	1	0	1
Paul Coffey	0	4	4	Joe Mullen	1	0	1
Rob Brown	2	1	3	Fredrik Olasson	1	0	1
Kevin Hatcher	2	1	3	Mark Recchi	1	0	1
Randy Hillier	2	1	3	RANDY ROBITAILLE	1	0	1
Kip Miller	2	1	3	Ulf Samuelsson	1	0	1
Doug Bodger	1	2	3	Doug Shedden	1	0	1
Phil Bourque	1	2	3	Charlie Simmer	1	0	1
Craig Simpson	1	2	3	John Chabot	0	1	1
Scott Young	1	2	3	Ron Duguay	0	1	1
Jiri Slegr	0	3	3	Bob Errey	0	1	1
German Titov	0	3	3	ANDREW FERENCE	0	1	1
Warren Young	0	3	3	Lee Giffin	0	1	1
Randy Cunneyworth	1	1	2	Dave Hannan	0	1	1
Dan Frowley	1	1	2	Rick Kehoe	0	1	1
HANS JONSSON	1	1	2	MILAN KRAFT	0	1	1
Robert Lang	1	1	2	JANNE LAUKKANEN	0	1	1
Troy Loney	1	1	2	Norm MacIver	0	1	1
Moe Mantha	1	1	2	Tom O'Regan	0	1	1
ALEKSEY MOROZOV	1	1	2	Wilf Paiment	0	1	1
MICHAL ROZSIVAL	1	1	2	Stephane Richer	0	1	1
Paul Stanton	1	1	2	Gary Rissling	0	1	1
Billy Tibbetts	1	1	2	Gord Roberts	0	1	1
Stu Barnes	0	2	2	Ville Siren	0	1	1
KRIS BEECH	0	2	2	Tony Tanti	0	1	1
John Cullen	0	2	2	Rick Tocchet	0	1	1

OVERTIME



PENGUINS OVERTIME VICTORIES

Player	Date	Time	Opponent	Goalie	Score
Randy Carlyle	12/23/83	2:12	@ New Jersey	Resch	6-5
Mario Lemieux	11/14/84	3:54	@ Winnipeg	Behrend	4-3
Randy Hillier	12/7/84	1:35	@ NY Rangers	Hanlon	4-3
Wayne Babych	3/9/85	1:06	@ Boston	Peeters	6-5
Dan Frawley	12/19/85	0:38	@ Minnesota	Casey	4-3
Doug Shedden	2/24/86	3:54	vs. Los Angeles	Melanson	6-5
Mario Lemieux	4/6/86	0:25	@ NY Rangers	Hanlon	5-4
Doug Bodger	10/11/86	0:50	vs. NY Rangers	Vanbiesbrouck	6-5
Mario Lemieux	10/14/86	3:40	vs. Los Angeles	Melanson	4-3
Randy Cunneynworth	10/22/86	2:30	vs. Buffalo	Cloutier	5-4
Chris Kontos	2/8/87	2:12	@ New Jersey	Chevrier	2-1
Mario Lemieux	4/4/87	1:26	vs. Detroit	Hanlon	4-3
Craig Simpson	10/31/87	4:05	@ Quebec	Brunetta	5-4
Moe Mantha	11/14/87	2:04	vs. NY Rangers	Vanbiesbrouck	3-2
Charlie Simmer	1/23/88	0:24	@ Montreal	Hayward	4-3
Mario Lemieux	2/2/88	4:11	vs. Washington	Peeters	3-2
Mario Lemieux	4/2/88	4:02	@ Washington	Malorchuk	7-6
Rob Brown	12/26/88	1:39	@ Hartford	Liut	4-3
Mario Lemieux	4/2/89	3:38	@ Philadelphia	Empty Net	6-5
Randy Hillier	10/14/89	1:40	vs. Montreal	Roy	2-1
Troy Loney	2/14/90	3:33	@ NY Rangers	Richter	4-3
Randy Gilhen	2/22/90	4:26	vs. NY Islanders	Fitzpatrick	4-3
Mark Recchi	11/24/90	1:11	vs. Washington	Liut	3-2
Scott Young	1/17/91	3:31	@ Toronto	Ing	6-5
Paul Stanton	1/29/91	2:46	vs. Washington	Beaupre	3-2
Kevin Stevens	3/21/91	0:13	vs. NY Rangers	Vanbiesbrouck	5-4
Phil Bourque	10/15/91	2:30	@ NY Islanders	Healy	7-6
Kevin Stevens	11/13/91	3:25	vs. Edmonton	Ranford	5-4
Jaromir Jagr	12/17/92	2:50	@ Philadelphia	Soderstrom	5-4
Jaromir Jagr	3/11/93	3:18	vs. Los Angeles	Stauber	4-3
Ulf Samuelsson	4/7/93	2:11	vs. Montreal	Roy	4-3
Joe Mullen	10/7/93	1:13	vs. Montreal	Roy	2-1
Jaromir Jagr	12/4/93	2:04	@ Hartford	Reese	7-6
Ron Francis	1/7/94	4:54	@ Buffalo	Hasek	4-3
Kevin Stevens	1/11/94	4:09	@ Boston	Blue	5-4
Larry Murphy	3/4/95	4:36	@ Boston	Riendeau	4-3
Jaromir Jagr	11/17/95	2:48	@ Washington	Carey	3-2
Mario Lemieux	1/22/96	1:54	vs. Boston	Ranford	7-6
Mario Lemieux	2/18/96	2:17	vs. NY Rangers	Healy	4-3
Fredrik Olausson	3/8/97	0:19	vs. Philadelphia	Snow	3-2
Kevin Hatcher	10/25/97	0:41	@ Vancouver	McLean	3-2
Rob Brown	11/1/97	3:52	vs. Vancouver	McLean	7-6
Jaromir Jagr	11/22/97	0:25	vs. NY Rangers	Richter	4-3
Kevin Hatcher	12/15/98	3:17	vs. Tampa Bay	Schwab	3-2
Jaromir Jagr	12/26/98	1:18	vs. Ottawa	Tugnutt	2-1
Alexei Kovalev	2/9/99	4:31	vs. Montreal	Chabot	3-2
Jaromir Jagr	2/11/99	1:21	vs. Vancouver	Hirsch	6-5
Kip Miller	2/13/99	3:39	@ Nashville	Voukon	3-2
Kip Miller	3/10/99	2:49	@ Carolina	Irbe	3-2
Jaromir Jagr	4/18/99	1:22	@ NY Rangers	Richter	2-1
Robert Lang	1/31/00	4:28	@ Atlanta	Fankhouser	2-1
Hans Jonsson	3/30/00	2:25	@ Washington	Kolzig	4-3
Jaromir Jagr	4/7/00	0:13	@ Buffalo	Hasek	2-1
Alexei Kovalev	2/10/01	0:18	vs. New Jersey	Brodeur	5-4
Alexei Kovalev	2/17/01	1:19	@ Columbus	Tugnutt	3-2
Mario Lemieux	2/21/01	2:10	vs. Florida	Luongo	3-2
Billy Tibbetts	11/13/01	1:51	vs. Tampa Bay	Khoboulin	2-1
Jan Hrdina	11/17/01	4:41	vs. NY Rangers	Blackburn	1-0
Aleksey Morozov	1/24/02	1:29	@ NY Islanders	Snow	5-4
Randy Robilaille	1/26/02	4:02	vs. Atlanta	Hnilicka	3-2
Michal Rozsival	2/28/02	1:42	@ Columbus	Tugnutt	4-3
Alexei Kovalev	3/5/02	3:23	vs. Florida	Luongo	6-5
Jon Hrdina	3/9/02	0:37	vs. NY Rangers	Richter	3-2



PENGUINS OVERTIME DEFEATS

<u>Player</u>	<u>Date</u>	<u>Time</u>	<u>Opponent</u>	<u>Goalie</u>	<u>Score</u>
Lucien DeBlois	10/12/83	1:34	vs. Winnipeg	Dion	4-3
Bobby Clarke	11/20/83	2:43	@ Philadelphia	Herron	5-4
Paul MacLean	1/18/84	1:28	vs. Winnipeg	Dion	5-4
Dave Andreychuk	2/8/84	0:35	vs. Buffalo	Herron	6-5
Mark Osborne	2/26/84	2:18	@ NY Rangers	Herron	4-3
Tiger Williams	11/16/85	3:10	@ Los Angeles	Romano	4-3
Murray Craven	12/22/85	2:12	@ Philadelphia	Meloche	3-2
Ilkka Sinisalo	4/5/86	1:59	vs. Philadelphia	Meloche	4-3
Steve Thomas	12/13/86	4:36	@ Toronto	Romano	3-2
Mike Bossy	12/23/86	3:25	@ NY Islanders	Romano	4-3
Mike Gartner	1/1/87	1:30	@ Washington	Romano	4-3
Tomas Sandstrom	3/14/87	1:05	vs. NY Rangers	Rigglin	3-2
Kevin Dineen	1/9/88	0:55	@ Hartford	Meloche	5-4
Mario Marois	2/23/88	2:40	vs. Winnipeg	Pietrangelo	4-3
Dave Taylor	3/7/89	2:37	@ Los Angeles	Barrasso	3-2
Don Maloney	2/6/90	4:28	vs. NY Islanders	Barrasso	8-7
Craig MacTavish	3/6/90	1:17	@ Edmonton	Pietrangelo	4-3
Uwe Krupp	3/31/90	1:00	vs. Buffalo	Barrasso	3-2
Tony Granato	11/17/90	0:52	@ Los Angeles	Pietrangelo	2-1
Patrick Flatley	12/23/90	4:29	vs. NY Islanders	Pietrangelo	4-3
Donald Audette	1/23/92	3:25	vs. Buffalo	Young	5-4
Tony Amonte	2/21/94	0:08	@ NY Rangers	Barrasso	4-3
Randy Burridge	3/15/94	0:40	vs. Washington	Barrasso	5-4
Rod Brind'Amour	4/16/95	1:30	@ Philadelphia	Wregget	4-3
Yanic Perreault	10/21/95	0:40	vs. Los Angeles	Wregget	3-2
Steve Thomas	3/9/96	0:21	vs. New Jersey	Barrasso	4-3
Shawn Burr	10/5/96	1:37	vs. Tampa Bay	Barrasso	4-3
Adam Oates	11/14/96	1:05	@ Boston	Wregget	2-1
Valeri Kamensky	1/23/97	3:55	vs. Colorado	Lalime	4-3
Brendan Shanahan	2/8/97	2:01	vs. Detroit	Lalime	6-5
Valeri Kamensky	1/3/98	3:04	vs. Colorado	Skudra	5-4
Alexandre Daigle	3/8/98	4:03	@ Philadelphia	Wregget	4-3
Dixon Ward	3/28/99	2:27	@ Buffalo	Aubin	4-3
Teemu Selanne	10/27/99	3:38	@ Anaheim	Aubin	2-1
Sergei Fedorov	11/12/99	0:36	@ Detroit	Aubin	3-2
Mike Wilson	11/20/99	2:57	@ Florida	Aubin	2-1
Mats Sundin	12/4/99	0:27	@ Toronto	Barrasso	3-2
Adam Oates	12/29/99	4:32	@ Washington	Aubin	3-2
Luke Richardson	2/24/00	4:51	@ Philadelphia	Aubin	4-3
Joe Sakic	11/13/00	3:56	@ Colorado	Snow	3-2
Darryl Sydor	1/19/02	0:42	@ Dallas	Snow	6-5
John LeClair	4/7/01	4:39	@ Philadelphia	Snow	4-3
Pavel Demitra	10/20/01	3:35	@ St. Louis	Hedberg	2-1
Vaclav Prospal	11/10/01	4:29	@ Tampa Bay	Aubin	3-2
Marty Murray	1/29/02	1:47	@ Philadelphia	Aubin	3-2
Brian Rafalski	2/9/02	4:51	vs. New Jersey	Hedberg	2-1
Oleg Petrov	3/30/02	1:32	@ Montreal	Hedberg	2-1

HAT TRICKS



PENGUINS HAT TRICKS

PLAYER	DATE OPP.	GOALIE(S)	PLAYER	DATE OPP.	GOALIE(S)
1967-68 (2)			1980-81 (5)		
Andy Bathgate	10/18 vs. Min	Maniago (2), Bauman	Rick Kehoe (4)	11/26 vs. Van	Brodeur
Ken Schinkel	10/21 vs. Chi	Dejordy	Rick Kehoe (5)	12/3 @ Tor	Crha
1968-69 (0)			Paul Gardner*	12/13 vs. Phi	Myre
1969-70 (1)			Rick Kehoe (6)	1/14 vs. STL	Stanowski
Ken Schinkel (2)	2/4 vs. Min	Maniago, Broderick (2)	Greg Sheppard	3/16 @ Edm	Mio
1970-71 (2)			1981-82 (4)		
Glen Sather	12/19 vs. Det	McLeod (2), ENG	Paul Gardner (2)	11/7 vs. Phi	Lindbergh
Duane Rupp	3/24 vs. Det	Rutherford	Doug Shedden	1/2 vs. Hfd	Garrett
1971-72 (1)			Rick Kehoe (7)	1/20 vs. Bos	Baron
Bob Leiter	12/1 vs. Det	Smith (2), Daley	Andre St. Laurent	3/6 @ Que	Bouchard
1972-73 (6)			1982-83 (3)		
Al McDonough	10/11 @ STL	Stephenson	Pat Boutette	10/12 vs. Van	Brodeur
Lowell MacDonald	11/5 vs. Min	Gilbert	Pat Boutette (2)	10/27 vs. Wsh	Parro
Al McDonough (2)	11/19 vs. Atl	Myre	Rick Kehoe (8)	12/23 @ Det	Stefan
Al McDonough (3)	11/22 vs. STL	Stephenson	1983-84 (3)		
Eddie Shack	11/29 vs. Tor	Low	Andy Brickley	12/26 vs. NYR	Weeks
Syl Apps	12/13 vs. NYI	Desjardins	Mike Bullard	1/18 vs. Wpg	Veisor
1973-74 (3)			Mark Taylor	3/29 @ NYR	Vanbiesbroeck
L. MacDonald (2)	11/13 vs. Min	Maniago	1984-85 (2)		
Bob Kelly	3/24 vs. Det	Grant	Mike Bullard (2)*	12/5 vs. STL	Liut
L. MacDonald (3)	3/27 vs. Min	Worsley	Mike Bullard (3)	12/16 vs. NYI	Hrudey
1974-75 (3)			1985-86 (5)		
Rick Kehoe	2/15 @ Tor	Favell	Mike Bullard (4)	12/31 @ STL	Wamsley
Jean Pronovost	2/26 vs. Wsh	Belhumeur	Mario Lemieux *	12/31 @ STL	Wamsley
Pierre Larouche	3/12 vs. Bos	Gilbert	Mike Bullard (5)	1/22 @ Edm	Moog
1975-76 (9)			Doug Shedden (2)	2/15 vs. Van	Brodeur
Jean Pronovost (2)	11/12 @ Wsh	Wolfe	Mike Bullard (6)	2/21 @ Det	Stefan, LaForest (2)
Syl Apps (2)	12/17 @ Cal	Meloche	1986-87 (12)		
Bob Kelly (2)	12/17 @ Cal	Meloche	R. Cunneyworth	10/9 vs. Wsh	Jensen
Stan Gilbertson	1/18 vs. NYR	Wilson (2), Soetaert	Mario Lemieux (2)	10/17 @ Buf	Barrasso
Pierre Larouche (2)	2/8 @ Van	Smith (2), Lockett	Terry Ruskowski	10/18 vs. NJ	Friesen
Jean Pronovost (3)	2/19 vs. Tor	Favell	Kevin LaVallee	10/29 vs. NJ	Chevrier
Pierre Larouche (3)	2/21 vs. Chi	Villemure	John Chabot	12/6 vs. Min	Beaupre
L. MacDonald (4)	2/21 vs. Chi	Villemure	Mario Lemieux (3)*	12/12 vs. Tor	Wregget (3), Bester
Rick Kehoe (2)	3/10 vs. Buf	Smith	Craig Simpson	12/22 @ Mtl	Roy
1976-77 (2)			Mario Lemieux (4)	1/23 @ Van	Caprice
Rick Kehoe (3)	10/6 vs. Van	Maniago (2), Ridley	Mario Lemieux (5)	2/5 @ Bos	Ranford
Pierre Larouche (4)	12/19 @ Tor	Palmateer, Thomas (2)	R. Cunneyworth (2)*	3/3 @ Que	Gosselin (3), Malarchuk
1977-78 (3)			Mario Lemieux (6)	3/8 @ Wpg	Reddick
Blair Chapman	11/16 @ Min	LoPresti	Mario Lemieux (7)	3/12 vs. Que	Gosselin, ENG (2)
Pete Mahovich	11/30 vs. Det	Low	1987-88 (9)		
Wayne Bianchin	12/31 vs. Cle	Edwards	Dan Quinn	10/15 vs. NYR	Froese
1978-79 (3)			Mario Lemieux (8)	10/15 vs. NYR	Froese
Orest Kindrachuk	3/4 @ Col	Plasse	Mario Lemieux (9)	10/24 vs. Buf	Cloutier
Ron Stackhouse	3/18 @ NYR	Thomas	Mario Lemieux (10)	1/5 vs. LA	Healy
Greg Malone	3/28 vs. NYR	Soetaert	Mario Lemieux (11)	1/10 @ Det	Hanlon
1979-80 (1)			Paul Coffey	1/20 @ Chi	Mason (2), Pang
Gary McAdam	11/28 vs. Que	Dion	Dan Quinn (2)	2/28 @ Chi	Pang
			Dan Quinn (3)	3/7 @ Cgy	Vernon
			Mario Lemieux (12)	4/2 @ Wsh	Malarchuk



HAT TRICKS

PENGUINS HAT TRICKS

PLAYER	DATE OPP.	GOALIE(S)	PLAYER	DATE OPP.	GOALIE(S)
1988-89 (13)			1992-93 (10)		
Mario Lemieux (13)	10/12 vs. Wsh	Malarchuk (2), Peeters	Kevin Stevens (7)*	10/17 @ Hfd	Burke (3), Pietrangelo
Rob Brown	10/15 vs. NYR	Riendeau	Mario Lemieux (28)	10/22 vs. Det	Chevalde
Mario Lemieux (14)	10/16 vs. Phi	Hextall	Kevin Stevens (8)	12/12 vs. NJ	Terreri
Rob Brown (2)	11/25 @ Wsh	Malarchuk	Kevin Stevens (9)	1/26 vs. Wsh	Beaupre
Mario Lemieux (15)	12/21 @ Tor	Wregget	Mario Lemieux (29)*	3/18 vs. Wsh	Beaupre (3), Hrivnak
Mario Lemieux (16)#	12/31 vs. NJ	Sauve (3), Terreri, ENG	Mario Lemieux (30)*	3/20 vs. Phi	Soderstrom (3), Roussel
Mario Lemieux (17)	1/10 vs. NYI	Hrudey	Rick Tocchet (2)	4/1 vs. Hfd	Gosselin, Pietrangelo (2)
Rob Brown (3)	1/28 vs. Det	Stefan (2), Hanlon	Rick Tocchet (3)	4/7 vs. Mtl	Roy
Rob Brown (4)	2/5 @ Bos	Moog	Joe Mullen (4)	4/9 @ NYR	Hirsch, Richter (2)
Mario Lemieux (18)	2/14 vs. Buf	Cloutier	Mario Lemieux (31)#	4/9 @ NYR	Hirsch (3), Richter (2)
Mario Lemieux (19)	3/12 @ Chi	Chevrier			
Mario Lemieux (20)	3/25 vs. NJ	Sauve (2), Burke			
Mario Lemieux (21)*	3/30 vs. Hfd	Whitmore			
1989-90 (10)			1993-94 (2)		
Mario Lemieux (22)	10/17 vs. Tor	Bestler, ENG (2)	Kevin Stevens (10)	1/11 vs. Bos	Blue
Kevin Stevens	10/31 vs. LA	Hrudey	Martin Straka	3/8 vs. Bos	Riendeau
Mario Lemieux (23)	12/2 @ Que	Tugnutt			
Rob Brown (5)	12/12 vs. Bos	Moog (2), Lemelin			
Mario Lemieux (24)*	1/8 @ NYR	Froese (2), Vanbiesbroeck (2)			
Tony Tanfi	1/30 vs. Phi	Wregget			
Mario Lemieux (25)	2/2 vs. Edm	Exelby (2), ENG			
Rob Brown (6)	2/10 vs. LA	Hrudey, Gosselin, ENG			
John Cullen	2/20 vs. Phi	Wregget (2), ENG			
Rob Brown (7)	3/4 vs. Min	Myllys (2), ENG			
1990-91 (5)			1994-95 (2)		
Kevin Stevens (2)	10/25 vs. Que	Tanner, Tugnutt (2)	Jaromir Jagr (2)	2/14 vs. Bos	Riendeau
Phil Bourque	12/3 @ NYR	Vanbiesbroeck, Richter (2)	Luc Robitaille*	2/16 vs. Hfd	Reese
John Cullen (2)	1/17 @ Tor	Ing			
Jaromir Jagr	2/2 vs. Bos	Foster			
Mario Lemieux (26)	3/26 @ Phi	Peeters			
1991-92 (11)			1995-96 (9)		
Mario Lemieux (27)	10/15 @ NYI	Healy	Mario Lemieux (32)	10/26 @ NYI	Soderstrom
Bob Errey	10/17 vs. NYI	Healy (2), ENG	Mario Lemieux (33)	10/28 @ NJ	Brodeur
Kevin Stevens (3)	11/13 vs. Edm	Ranford	Ron Francis	11/10 @ SJ	Irbe (2), Floherty
Mark Recchi	11/18 @ Que	Tugnutt	Markus Naslund	11/28 vs. Ott	Bales
Kevin Stevens (4)	11/18 @ Que	Tugnutt	Mario Lemieux (34)*	11/30 @ Bos	Bailey (2), Billington (2)
Kevin Stevens (5)	11/29 @ Phi	Roussel(2), Wregget	Mario Lemieux (35)	12/30 vs. Fla	Vanbiesbroeck
Kevin Stevens (6)	12/5 @ SJ	Irbe, Hayward (2)	Mario Lemieux (36)	1/27 vs. Phi	Snow (2), Hextall
Joe Mullen*	12/23 @ NYI	Healy	Petr Nedved*	3/5 vs. Wpg	Khabibulin (2), Roussel (2)
Joe Mullen (2)*	12/26 vs. Tor	Fuhr	Mario Lemieux (37)#	3/26 vs. StL	Fuhr, Casey (4)
Joe Mullen (3)	2/18 vs. Tor	Wamsley			
Rick Tocchet	3/6 @ SJ	Myllys			
			1996-97 (4)		
			Jaromir Jagr (3)	11/2 vs. Ott	Tugnutt
			Jaromir Jagr (4)	11/30 vs. Bos	Ranford
			Mario Lemieux (38)	12/19 @ StL	Casey
			Mario Lemieux (39)*	1/26 @ Mtl	Thibault
			1997-98 (3)		
			Ron Francis (2)	12/29 vs. NYI	Fichaud, Sato (2)
			Stu Barnes	1/10 vs. NJ	Brodeur
			Martin Straka (2)	4/18 vs. Bos	Dafoe (2), Tallas
			1998-99 (2)		
			Stu Barnes (2)	11/25 @ Wsh	Kolzig
			Martin Straka (3)	11/28 @ Mtl	Theodore (2), ENG
			1999-00 (3)		
			Aleksey Morozov	10/7 @ NJ	Brodeur
			Jaromir Jagr (5)	11/26 vs. Ott	Lalime
			Jaromir Jagr (6)	12/30 vs. NYI	Luongo

HAT TRICKS



PENGUINS HAT TRICKS

PLAYER	DATE	OPP.	GOALIE(S)	PLAYER	DATE	OPP.	GOALIE(S)
2000-01 (9)				2001-02 (5)			
Jaromir Jagr (7)*	10/14	vs. NYR	McLean	Toby Pettersen	10/16	vs. OHL	Lalime
Alexei Kovalev	11/8	vs. Phi	Boucher	Alexei Kovalev (5)	11/13	@ NJ	Brodeur (2), ENG
Jaromir Jagr (8)	12/16	@ Mtl	Hackett	Alexei Kovalev (6)	11/14	vs. NYI	Snow
Martin Straka (4)	1/8	@ Wsh	Kolzig (2), ENG	Alexei Kovalev (7)	1/5	vs. NYR	Richter
Mario Lemieux (40)	1/24	vs. Mtl	Theodore	Aleksey Morozov (2)	1/17	@ Cgy	Turek
Alexei Kovalev (2)	2/7	vs. Phi	Cechmanek (2), Boucher	TOTAL = 167 HOME = 105 ROAD = 62			
Alexei Kovalev (3)	2/10	vs. NJ	Brodeur	MOST ALL-TIME - Mario Lemieux (40)			
Alexei Kovalev (4)	2/23	vs. NYR	Yeremeyev	MOST ONE YEAR (Ind) - Mario Lemieux (9), 1988-89			
Jaromir Jagr (9)	3/10	vs. Cgy	Vemon (2), ENG	MOST ONE YEAR (Team) - 13 in 1988-89			
				* = Four Goal Game # = Five Goal Game			

OPPONENT HAT TRICKS

PLAYER	DATE	OPP.	GOALIE(S)	PLAYER	DATE	OPP.	GOALIE(S)
1967-68 (4)				1974-75 (6)			
Stan Mikita*	12/6	@ Chi	Binkley (3), Bassen	Bobby Orr	10/23	vs. Bos	Inness
Bob Pulford	1/13	@ Tor	Binkley	Dave Keon (2)	11/20	@ Tor	Inness
Dick Duff	2/17	@ Mtl	Binkley	Guy Lafleur	12/7	@ Mtl	Johnson
Jean Beliveau	3/16	@ Mtl	Binkley (2), ENG	Guy Lafleur (2)*	1/26	@ Mtl	Plasse
1968-69 (3)				1975-76 (4)			
Bobby Rousseau	11/7	@ Mtl	Binkley	Hartland Monahan	11/2	@ Wsh	Inness
Bobby Hull	11/14	vs. Chi	Binkley	Yvan Courmoyer	11/13	vs. Mtl	Inness
Phil Esposito	12/15	@ Bos	Daley	Denis Maruk*	11/15	vs. Cal	Inness
1969-70 (5)				1976-77 (4)			
Gordie Howe	11/2	@ Det	Smith	Ted Irvine	2/29	vs. StL	Inness (2), ENG
Ab McDonald	11/19	vs. StL	Binkley	1977-78 (1)			
Dave Keon	1/17	@ Tor	Binkley	Butch Goring	11/24	@ LA	Herron
Dave Balon	2/1	@ NYR	Smith	1978-79 (2)			
Stan Mikita (2)	2/11	@ Chi	Smith	Dale McCourt	2/18	@ Det	Millen (2), Herron
1970-71 (5)				1979-80 (8)			
Walt McKechnie	10/5	@ Min	Smith	Pierre Larouche*	10/25	@ Mtl	Holland
Phil Esposito (2)	12/6	@ Bos	Binkley	Darryl Sittler	1/16	vs. Tor	Millen
Brian Spencer	1/9	@ Tor	Smith	Jordy Douglas	1/17	@ Hfd	Millen
Phil Esposito (3)	3/6	vs. Bos	Smith	Blair MacDonald	1/19	vs. Edm	Millen
Eddie Shack	3/31	vs. Buf	Newton	Mike Foligno	1/31	@ Det	Millen
1971-72 (3)				1980-81 (8)			
Brad Park	12/12	@ NYR	Rutherford	Danny Gare	2/7	@ Buf	Millen
Norm Ullman	12/28	vs. Tor	Binkley (2), ENG	Darryl Sittler (2)	3/5	vs. Tor	Holland
Brad Park (2)	2/12	vs. NYR	Rutherford	Wayne Gretzky	3/21	@ Edm	Millen
1972-73 (5)				1981-82 (8)			
Gene Carr	12/17	@ NYR	Herron	Danis Maruk (2)	11/12	vs. Wsh	Holland
Rejean Houle	1/17	@ Mtl	Newton	Rick Dudley	12/7	@ Buf	Millen, Holland (2)
Mike Walton	2/10	@ Bos	Newton	Bobby Clarke	12/13	vs. Phi	Millen
Dennis Hextall	3/7	@ Min	Brown	Stan Smyl	12/19	@ Van	Holland (2), Millen
Bobby Lalonde	3/17	@ Van	Brown (2), Newton	Reed Larson	1/3	vs. Det	Millen
1973-74 (5)				1982-83 (8)			
Rick Martin	1/3	@ Buf	Rutherford	Mike Bossy*	1/13	@ NYI	Millen (3), ENG
Ken Hodge	2/3	vs. Bos	Brown	Lanny McDonald	2/6	@ Col	Ricci (2), ENG
Stan Mikita (3)	2/10	@ Chi	Inness	Mark Messier	3/16	@ Edm	Millen
Claude Larouche*	2/28	@ Mtl	Inness				
Bill Goldsworthy	3/23	@ Min	Inness				



HAT TRICKS

OPPONENT HAT TRICKS

PLAYER	DATE	OPP.	GOALIE(S)	PLAYER	DATE	OPP.	GOALIE(S)
1981-82 (6)				1988-89 (11)			
Mel Bridgeman	10/29	@ Phi	Dion	Mike Ricley*	10/11	vs. Wsh	Young
Keith Acton	11/21	@ Mtl	Dion (2), Harrison	Dave Andreychuk	10/12	@ Buf	Young
Ron Duguay	12/27	@ NYR	Harrison	Tony Granato*	10/30	@ NYR	Guenette, Pietrangelo (3)
Blaine Stoughton	1/3	@ Hfd	Harrison	Walt Poddubny	11/3	vs. Que	Guenette
Wayne Gretzky (2)	3/17	@ Edm	Dion	Jari Kurri	11/8	vs. Edm	Guenette
Bernie Nichols	3/20	@ LA	Dion	Tony Tanti (2)	1/7	vs. Van	Barrasso
1982-83 (10)				Tony Granato (2)	1/14	vs. NYR	Barrasso
Butch Goring (2)	10/4	@ NYI	Herron	Peter Stastny (2)*	2/11	@ Que	Young (2), Pietrangelo (2)
Marian Stastny	10/21	@ Que	Herron	Jody Hull	2/26	@ Hfd	Barrasso, Young (2)
Peter Stastny	12/11	@ Que	Herron	Ken Linseman (2)	3/14	vs. Bos	Barrasso
Glenn Anderson	1/7	@ Edm	Herron	Mats Naslund	3/18	vs. Mtl	Barrasso, Young (2)
Dale Hawerchuk	2/4	@ Wpg	Dion	1989-90 (6)			
Lanny McDonald (2)	2/5	@ Cgy	Herron	Brett Hull	10/18	vs. StL	Young
Kent Nilsson	2/5	@ Cgy	Herron	Wayne Gretzky (5)	10/31	vs. LA	Young
Charlie Simmer	2/12	vs. LA	Ricci	Pat LaFontaine	2/6	vs. NYI	Barrasso
Reed Larson (2)	2/15	vs. Det	Ricci	Derek King	2/6	vs. NYI	Barrasso
Ken Linseman	2/19	vs. Edm	Herron (2), Ricci	Luc Robitaille	3/10	@ LA	Chevrier
1983-84 (11)				Mike Modano	3/17	@ Min	Chevrier
Bryan Troffier	11/11	@ NYI	Dion	1990-91 (2)			
Bary Pederson	12/6	vs. Bos	Dion (2), Herron	Jeremy Roenick	10/11	@ Chi	Barrasso
Bob MacMillan	1/7	vs. NJ	Romano	Patrick Flatley	12/23	vs. NYI	Pietrangelo
Paul MacLean	1/18	vs. Wpg	Dion	1991-92 (4)			
Pierre Larouche (2)	1/25	vs. NYR	Romano (2), Dion	Derek King (2)	10/15	@ NYI	Barrasso
Doug Risebrough	2/16	@ Cgy	Dion	Vladimir Ruzicka	11/5	vs. Bos	Barrasso
Lanny McDonald (3)	2/16	@ Cgy	Dion	Vladimir Ruzicka (2)*	2/9	@ Bos	Barrasso
Wayne Gretzky (3)	2/22	vs. Edm	Romano	Daren Turcotte	4/16	@ NYR	Young, Wregget (2)
Michel Goulet	3/8	vs. Que	Ricci	1992-93 (7)			
Dave Poulin	3/22	@ Phi	Herron	Michel Goulet (3)	11/8	@ Chi	Barrasso
Ilkka Sinisalo	3/22	@ Phi	Herron	Jimmy Carson	11/13	@ Det	Barrasso
1984-85 (7)				Adam Graves	11/25	vs. NYR	Barrasso, Wregget (2)
Uli Hlemer	10/31	@ NJ	Herron	Ulf Dahlen	1/7	vs. Min	Barrasso
Jorgen Patterson	11/8	vs. StL	Dion	Steve Heinze	1/14	@ Bos	Wregget
Denis Savard	11/29	vs. Chi	Herron	Pierre Turgeon	2/20	@ NYI	Barrasso
Michel Goulet (2)	12/29	@ Que	Herron	Geoff Sanderson	2/21	@ Hfd	Barrasso
Dale Hawerchuk (2)	1/21	@ Wpg	Romano	1993-94 (2)			
Wayne Gretzky (4)	1/26	@ Edm	Herron	Mike Gartner	1/31	@ NYR	Wregget
Peter Sundstrom	2/22	vs. NYR	Ford	Randy Burridge	3/15	@ Wsh	Barrasso
1985-86 (5)				1994-95 (1)			
Danny Gare (2)	10/30	@ Det	Romano	Igor Chibirev	4/5	vs. Hfd	Young
Tony Tanti	11/13	@ Van	Romano	1995-96 (8)			
Dave Poulin (2)	11/24	@ Phi	Herron	Pat Verbeek	11/21	@ NYR	Barrasso
Troy Murray	1/1	@ Chi	Meloche	Geoff Sanderson (2)	12/28	vs. Hfd	Wregget
Al Secord	1/1	@ Chi	Meloche	Ray Sheppard	1/13	vs. SJ	Barrasso
1986-87 (3)				Claude Lemieux	1/16	vs. Col	Wregget
Kirk Muller	10/29	vs. NJ	Romano	Brendar Shanahan	2/23	vs. Hfd	Wregget
Sylvain Turgeon	3/28	@ Hfd	Riggin	Gary Roberts	2/29	@ Cgy	Barrasso
Perry Anderson	3/31	@ NJ	Meloche	Rick Tocchet	3/14	@ Bos	Wregget
1987-88 (3)				John LeClair	3/31	@ Phi	Barrasso
Dave Hannan	1/25	vs. Edm	Pietrangelo				
John MacLean	1/28	@ NJ	Meloche				
Rick Vaive	2/28	@ Chi	Pietrangelo				

HAT TRICKS



OPPONENT HAT TRICKS

PLAYER	DATE	OPP.	GOALIE(S)	PLAYER	DATE	OPP.	GOALIE(S)
1996-97 (5)				1999-00 (0)			
Alexei Kovalev	10/16	@ NYR	Barrasso, Wregget (2)	John Madden*	10/28	vs. NJ	Aubin, Snow (3)
Dino Ciccarelli	11/8	@ TB	Wregget	Randy McKay*	10/28	vs. NJ	Aubin (2), Snow (2)
Dale Hawerchuk	11/21	@ Phi	Wregget	Andrei Kovalenko	1/9	@ Bos	Snow
B. Shanahan (2)	2/8	vs. Det	Lalime	2001-02 (1)			
Joe Sakic	3/14	@ Col	Wregget	Glen Murray	4/13	@ Bos	Aubin
1997-98 (3)				TOTAL - 163 HOME - 62 ROAD - 101			
Dave Gagner	10/4	vs. Flo	Wregget	MOST ALL-TIME - Wayne Gretzky (5)			
Joe Nieuwendyk	11/5	vs. Dal	Wregget (2), Skudra	* = Four Goal Game			
Valeri Kamensky	1/3	vs. Col	Skudra				
1998-99 (2)							
Sami Salo	3/30	vs. Car	Skudra (2), ENG				
Zigmund Palffy	4/17	vs. NYI	Barrasso, Skudra (2)				

OPPONENT PENALTY SHOTS

PLAYER	OPPONENT	DATE	GOALTENDER	RESULT
Bill Collins	vs. Min	12/23/67	Binkley	No Goal
Ralph Stewart	@ NYI	3/5/74	Brown	No Goal
Dove Keon	@ Tor	3/20/74	Inness	GOAL
Bill Goldsworthy	@ NYR	11/14/76	Wilson	No Goal
Alain Daigle	vs. Chi	11/21/76	Wilson	No Goal
Al MacAdam	vs. Cle	12/16/76	Herron	GOAL
Orest Kindrachuk	vs. Phi	10/15/77	Wilson	GOAL
Ilkka Sinisalo	vs. Phi	10/11/81	Harrison	GOAL
Bob Bourne	@ NYI	2/17/83	Herron	No Goal
Dino Ciccarelli	@ Min	3/16/83	Herron	No Goal
Tony Currie	@ Hfd	3/17/84	Herron	No Goal
Michel Goulet	@ Que	2/29/84	Herron	No Goal
Dave Williams	@ LA	1/21/87	Romano	No Goal
Alan Kerr	@ NYI	2/26/87	Riggin	No Goal
Doug Gilmour	vs. StL	3/1/87	Riggin	No Goal
Michel Goulet	vs. Que	3/12/87	Riggin	No Goal
Mark Johnson	@ NJ	10/9/87	Riggin	No Goal
Dave Tippet	@ Hfd	1/9/88	Meloche	No Goal
Doug Small	vs. Wpg	10/10/89	Barrasso	No Goal
Dale Hunter	vs. Wsh	2/16/89	Young	No Goal
Tomas Sandstrom	vs. LA	2/10/90	Young	GOAL
Scott Pearson	vs. Que	3/16/90	Barrasso	GOAL
Darren Turcotte	@ NYR	2/29/91	Young	No Goal
Joe Nieuwendyk	@ Cgy	1/23/93	Wregget	No Goal
Scott Niedermayer	@ NJ	2/7/96	Wregget	No Goal
Robert Reichel	@ Cgy	10/24/96	Barrasso	GOAL
Sami Kapanen	vs. Car	1/7/99	Barrasso	No Goal
Doug Gilmour	vs. Chi	10/16/99	Skudra	No Goal
Teemu Selanne	@ Ana	10/27/99	Aubin	No Goal
Keith Tkachuk	@ Phx	1/12/00	Aubin	GOAL
Tim Connolly	@ NYI	3/21/00	Aubin	GOAL
Martin Rucinsky	@ Mil	2/28/01	Aubin	No Goal
Marian Hossa	vs. Ott	10/16/01	Hedberg	No Goal
Mike Modano	vs. Dal	10/24/01	Hedberg	No Goal

Opponents have scored on nine of 34 attempts (5 of 15 in Pittsburgh, 4 of 19 on the road)



PENALTY SHOTS

PENGUINS PENALTY SHOTS

PLAYER	OPPONENT	DATE	GOALTENDER	RESULT
George Konik	@ STL	1/31/68	Hall	GOAL
Charlie Burns	vs. NYR	2/5/69	Giacomin	No Goal
Keith McCreary	vs. NYR	3/18/70	Giacomin	No Goal
Jean Pronovost	@ Det	1/14/71	Edwards	GOAL
Greg Polis	vs. STL	2/24/71	Wakely	No Goal
Syl Apps	@ Tor	2/9/72	Parent	GOAL
Lowell MacDonald	@ Buf	11/12/72	Crozier	No Goal
Ron Schock	vs. Det	1/10/73	Edwards	No Goal
Chuck Arnason	vs. Cal	2/16/74	Meloche	No Goal
Ron Schock	@ Wsh	11/30/76	Wolfe	No Goal
Blair Chapman	@ Wsh	12/4/77	Bedord	No Goal
Pete Mahovich	@ Wsh	1/21/78	Bedard	No Goal
Blair Chapman	vs. Col	3/22/78	McKenzie	No Goal
Ross Lonsberry	@ NYI	12/5/78	Resch	No Goal
Ross Lonsberry	vs. Min	2/9/80	Meloche	No Goal
Greg Sheppard	vs. STL	1/14/81	Staniowski	No Goal
Dave Hannan	@ Wsh	10/14/83	Riggin	GOAL
Andy Brickley	vs. Chi	11/29/84	Bannerman	No Goal
Mario Lemieux	@ Que	12/29/84	Gosselin	GOAL
Warren Young	@ Tor	1/2/85	Bernhardt	GOAL
Mario Lemieux	@ NYI	1/19/88	Hrudey	GOAL
Mario Lemieux	vs. NJ	12/31/88	Terreri	GOAL
Mario Lemieux	@ LA	3/7/89	Hrudey	GOAL
Jock Callander	vs. Mtl	3/18/89	Roy	GOAL
Mario Lemieux	@ Wsh	11/24/89	Mason	GOAL
Bob Errey	vs. NJ	1/5/91	Terreri	GOAL
Bob Errey	vs. Min	10/31/91	Wakaluk	GOAL
Mario Lemieux	vs. Edm	3/17/92	Ronford	No Goal
Jaromir Jagr	vs. Wsh	1/26/93	Beaupre	No Goal
Martin Straka	@ Que	3/16/95	Thibault	No Goal
Mario Lemieux	vs. Buf	3/23/96	Hasek	No Goal
Jaromir Jagr	@ Fla	11/9/96	Fitzpatrick	No Goal
Mario Lemieux	@ Fla	4/11/97	Vanbiesbrouck	GOAL
Stu Barnes	@ Phi	3/8/98	Hextall	No Goal
Martin Straka	vs. STL	1/19/00	Turek	GOAL
Martin Straka	@ SJ	11/1/00	Nabokov	No Goal
Martin Straka	@ Bos	1/9/01	Dafoe	No Goal
Martin Straka	@ Atl	1/30/01	Rhodes	GOAL
Wayne Primeau	@ TB	11/10/01	Khabibulin	GOAL

Pittsburgh has scored on 17 of 39 attempts (5 for 17 at home, 12 for 22 on the road)

SHUTOUTS



PENGUINS SHUTOUTS

PLAYER	DATE	OPP.	SCORE	SAVES
1967-68 (7)				
Les Binkley	11/4	@ Cal	1-0	31
Hank Bassen	11/15	vs. Phi	5-0	27
Les Binkley (2)	12/23	vs. Min	4-0	23
Les Binkley (3)	12/27	vs. Cal	0-0	24
Les Binkley (4)	1/28	@ Bos	1-0	33
Les Binkley (5)	2/1	@ STL	2-0	22
Les Binkley (6)	3/30	@ Phi*	2-0	23

* = Game Played In Quebec City

1968-69 (2)				
Joe Daley	2/19	vs. Bos	3-0	41
Joe Daley (2)	3/23	vs. Min	5-0	32

1969-70 (5)				
Les Binkley (7)	11/12	@ Tor	3-0	31
Les Binkley (8)	12/10	@ LA	2-0	29
Al Smith	2/26	@ LA	1-0	30
Al Smith (2)	3/8	@ NYR	0-0	33
Les Binkley (9)	3/25	vs. Min	2-0	25

1970-71 (4)				
Les Binkley (10)	10/17	vs. Phi	0-0	24
Al Smith (3)	12/8	vs. Tor	4-0	29
Les Binkley (11)	3/3	vs. Mtl	4-0	33
Al Smith (4)	3/13	vs. Min	0-0	20

1971-72 (1)				
Jim Rutherford	2/17	@ Buf	2-0	23

1972-73 (5)				
Denis Herron	10/17	@ NYI	5-0	24
Denis Herron (2)	10/24	@ Van	4-0	23
Jim Rutherford (2)	1/20	vs. Bos	3-0	26
Jim Rutherford (3)	2/20	@ NYI	4-0	34
Jim Rutherford (4)	2/24	vs. Chi	2-0	32

1973-74 (1)				
Andy Brown	3/24	vs. Det	8-0	23

1974-75 (2)				
Gary Inness	11/17	vs. Wsh	6-0	26
Gary Inness (2)	11/23	vs. LA	0-0	30

1975-76 (2)				
Michel Plasse	3/6	vs. Min	5-0	18
Michel Plasse (2)	3/28	vs. Det	3-0	29

1976-77 (6)				
Dunc Wilson	11/13	vs. Phi	1-0	25
Dunc Wilson (2)	11/21	vs. Chi	5-0	25
Dunc Wilson (3)	1/19	@ Van	3-0	21
Dunc Wilson (4)	1/27	@ NYR	3-0	30
Dunc Wilson (5)	2/3	@ Cle	0-0	22
Denis Herron (3)	3/6	vs. Col	3-0	32

1977-78 (0)				
1978-79 (2)				
Greg Millen	12/3	vs. StL	3-0	33
Greg Millen (2)	1/16	vs. Min	5-0	25

1979-80 (3)				
Greg Millen (3)	12/19	@ Chi	0-0	29
Rob Holland	3/2	vs. NYI	0-0	24
Greg Millen (4)	3/30	vs. Wsh	4-0	28

1980-81 (0)				
1981-82 (1)				
Gary Edwards	3/21	@ Col	6-0	28

1982-83 (1)				
Denis Herron (4)	12/4	vs. Phi	0-0	34

PLAYER	DATE	OPP.	SCORE	SAVES
1983-84 (2)				
Denis Herron (5)	10/14	@ Wsh	4-0	29
Roberto Romano	2/1	vs. Min	4-0	34

1984-85 (2)				
Roberto Romano (2)	12/28	vs. Hfd	4-0	34
Denis Herron (6)	3/16	vs. NYR	5-0	26

1985-86 (2)				
Roberto Romano (3)	12/2	@ NYR	6-0	40
Roberto Romano (4)	2/8	vs. NJ	4-0	27

1986-87 (1)				
Melache/Romano	1/23	@ Van	6-0	30

(Romano replaced Melache at 10:11)

1987-88 (2)				
Frank Pietrangolo	2/4	vs. Min	1-0	31
Steve Guenette	3/19	vs. Phi	7-0	38

1988-89 (0)				
1989-90 (1)				
Wendell Young	11/14	vs. NYR	6-0	25

1990-91 (1)				
Tom Barrasso	12/28	vs. Det	5-0	27

1991-92 (1)				
Tom Barrasso (2)	12/5	@ SJ	8-0	39

1992-93 (5)				
Tom Barrasso (3)	11/3	vs. NYI	2-0	19
Tom Barrasso (4)	11/21	vs. NJ	2-0	29
Tom Barrasso (5)	12/23	@ Phi	4-0	20
Wregget/Barrasso	2/28	vs. Bos#	4-0	28

Barrasso replaced Wregget at 55:18.

= Game Played in Allanta

Tom Barrasso (6)	2/10	@ NYR	3-0	30
------------------	------	-------	-----	----

1993-94 (3)				
Ken Wregget	1/27	vs. Que	3-0	38
Tom Barrasso (7)	2/13	@ Phi	3-0	22
Tom Barrasso (8)	4/11	@ Ott	4-0	32

1994-95 (0)				
1995-96 (5)				

Ken Wregget (2)	11/1	vs. TB	10-0	27
Ken Wregget (3)	11/18	vs. Wsh	3-0	32
Ken Wregget (4)	12/9	vs. Hfd	6-0	35
Tom Barrasso (9)	1/17	@ Buf	1-0	31
Tom Barrasso (10)	2/16	@ Wpg	1-0	32

1996-97 (5)				
Ken Wregget (5)	11/12	vs. Buf	3-0	25
Patrick Lalime	12/13	@ SJ	4-0	20
Ken Wregget (6)	12/19	@ StL	4-0	25
Patrick Lalime (2)	12/28	vs. Buf	2-0	21
Patrick Lalime (3)	1/15	@ Hfd	3-0	31

1997-98 (7)				
Tom Barrasso (11)	10/14	@ NYR	1-0	36
Tom Barrasso (12)	11/15	@ Tor	5-0	20
Tom Barrasso (13)	11/20	@ Ott	2-0	27
Tom Barrasso (14)	12/1	@ Mtl	1-0	25
Tom Barrasso (15)	12/10	@ Ana	3-0	28
Tom Barrasso (16)	1/20	vs. Ott	0-0	35
Tom Barrasso (17)	3/22	@ Dal	0-0	28



SHUTOUTS

PENGUINS SHUTOUTS

PLAYER	DATE	OPP.	SCORE	SAVES
1978-99 (9)				
Peter Skudra	10/26	@ Tor	2-0	27
J. S. Aubin	11/7	vs. Bos	0-0	18
Tom Barrasso (18)	11/14	vs. Fla	4-0	23
Tom Barrasso (19)	12/19	vs. Wsh	3-0	24
Peter Skudra (2)	1/28	vs. Tor	6-0	21
Tom Barrasso (20)	2/5	vs. Fla	3-0	29
Peter Skudra (3)	3/13	vs. Phi	4-0	24
J. S. Aubin (2)	3/17	@ TB	2-0	16
Tom Barrasso (21)	4/11	@ Det	3-0	20
1999-00 (4)				
Tom Barrasso (22)	11/26	vs. Ott	5-0	20
J. S. Aubin (3)	12/9	vs. Wsh	3-0	24
Peter Skudra (4)	12/21	@ NYI	4-0	21
J. S. Aubin (4)	2/14	vs. Van	3-0	37

PLAYER	DATE	OPP.	SCORE	SAVES
2000-01 (3)				
Garth Snow	11/24	@ Phi	1-0	36
Garth Snow (2)	12/27	vs. Tor	5-0	40
Garth Snow (3)	1/21	@ Chi	4-0	24
2001-02 (6)				
Johan Hedberg	10/18	@ Ott	3-0	29
Johan Hedberg (2)	11/17	vs. NYR	1-0	26
Johan Hedberg (3)	11/27	vs. NJ	6-0	39
Johan Hedberg (4)	12/4	@ Tor	1-0	27
Johan Hedberg (5)	1/10	@ Buf	2-0	36
Johan Hedberg (6)	1/19	@ Edm	1-0	25

TOTAL - 101 **HOME - 56** **ROAD - 45**
MOST ALL-TIME - Tom Barrasso (22)
MOST ONE YEAR (Ind.) - Tom Barrasso (7) 1997-98
MOST ONE YEAR (Team) - 9 in 1998-99

OPPONENT SHUTOUTS

PLAYER	DATE	OPP.	SCORE	SAVES
1967-68 (5)				
Doug Favell	10/17	@ Phi	1-0	17
Gary Smith	12/27	vs. Cal	0-0	34
Bruce Gamble	1/13	@ Tor	7-0	33
Ed Giacomini	3/17	@ NYR	3-0	20
Cesare Maniago	3/23	@ Min	3-0	31
1968-69 (8)				
Bernie Parent	10/17	@ Phi	3-0	20
Doug Favell (2)	11/9	vs. Phi	3-0	37
Gerry Desjardins	1/18	@ LA	4-0	30
Bruce Gamble (2)	1/25	vs. Tor	2-0	30
Glen Hall	2/12	@ StL	2-0	19
Lorne Worsley	2/16	vs. Mtl	4-0	36
Roy Edwards	2/20	@ Det	3-0	26
Ed Johnston	3/2	@ Bos	4-0	19
1969-70 (14)				
Gerry Cheevers	10/19	@ Bos	4-0	26
Gerry Desjardins (2)	10/22	@ LA	2-0	25
Ernie Wakely	11/13	@ StL	4-0	25
Jacques Plante	11/19	vs. StL	4-0	18
Bruce Gamble (3)	12/6	@ Tor	5-0	25
Bernie Parent (2)	12/21	@ Phi	4-0	28
Tony Esposito	12/27	vs. Chi	3-0	30
Ernie Wakely (2)	1/3	@ StL	6-0	26
Tony Esposito (2)	1/14	@ Chi	5-0	28
Bruce Gamble (4)	1/17	@ Tor	4-0	38
Terry Sawchuk	2/1	@ NYR	6-0	29
Gerry Cheevers (2)	2/14	vs. Bos	3-0	35
Ed Giacomini (2)	3/8	@ NYR	0-0	25
Ed Giacomini (3)	3/18	vs. NYR	2-0	30
1970-71 (7)				
Bernie Parent (3)	10/17	vs. Phi	0-0	30
Ernie Wakely (3)	11/19	vs. StL	1-0	20
Cesare Maniago (2)	12/12	vs. Min	1-0	35
Tony Esposito (3)	2/7	@ Chi	1-0	28
Ed Giacomini (4)	2/20	vs. NYR	1-0	37
Ed Giacomini (5)	2/27	vs. NYR	4-0	26
Cesare Maniago (3)	3/13	vs. Min	0-0	31

PLAYER	DATE	OPP.	SCORE	SAVES
1971-72 (6)				
Cesare Maniago (4)	10/28	@ Min	2-0	35
Gary Smith (2)	1/8	vs. Chi	4-0	24
Ernie Wakely (3)	1/22	@ StL	1-0	25
Bruce Gamble (5)	1/30	@ Phi	4-0	33
Cesare Maniago (5)	2/20	@ Min	2-0	40
Bernie Parent (4)	2/23	@ Tor	2-0	34
1972-73 (3)				
Roger Crozier	11/12	@ Buf	1-0	18
Low/Plante	12/29	vs. Tor	4-0	42
Ed Giacomini (6)	1/7	@ NYR	3-0	24
1973-74 (7)				
Bernie Parent (5)	10/27	vs. Phi	6-0	23
Dunc Wilson	11/3	@ Tor	6-0	33
Bernie Parent (6)	11/4	@ Phi	7-0	29
Ed Giacomini (7)	11/18	vs. NYR	7-0	33
Doug Grant	12/15	vs. Det	2-0	36
Rogie Vachon	1/16	vs. LA	2-0	34
Rogie Vachon (2)	1/26	vs. LA	2-0	25
1974-75 (6)				
Rogie Vachon (3)	10/28	@ LA	2-0	23
Rogie Vachon (4)	11/23	vs. LA	0-0	32
Bernie Parent (7)	12/22	@ Phi	4-0	24
Bernie Parent (8)	3/13	@ Phi	6-0	22
Rogie Vachon (5)	3/22	@ LA	4-0	31
Ken Dryden	4/2	@ Mtl	6-0	23
1975-76 (2)				
Rogie Vachon (6)	10/30	@ LA	4-0	21
Gerry Desjardins (3)	1/11	@ Buf	6-0	28
1976-77 (7)				
Bernie Parent (9)	10/28	@ Phi	3-0	21
Gerry Cheevers (3)	11/24	vs. Bos	4-0	34
Wayne Thomas	1/11	vs. Tor	2-0	30
Gerry Edwards	2/3	@ Cle	0-0	22
Rogie Vachon (7)	3/2	vs. LA	5-0	26
Wayne Stephenson	3/14	@ Phi	4-0	22
Gilles Gilbert	3/27	@ Bos	3-0	11

SHUTOUTS



OPPONENT SHUTOUTS

PLAYER	DATE	OPP.	SCORE	SAVES	PLAYER	DATE	OPP.	SCORE	SAVES
1977-78 (2)					1991-92 (3)				
Bernie Parent (10)	10/28	@ Phi	11-0	20	Don Beaupre	10/29	vs. Wsh	8-0	26
Dan Bouchard	1/18	@ Atl	1-0	25	Craig Billington	1/2	@ NJ	4-0	16
1978-79 (4)					1992-93 (2)				
Dan Bouchard (2)	11/3	@ Atl	2-0	25	Bob Essensa	1/28	vs. Wpg	4-0	38
Michel Larocque	2/22	@ Mtl	12-0	25	1993-94 (0)				
Mario Lessard	3/7	vs. LA	4-0	26	1994-95 (1)				
Mike Palmateer	3/11	@ Tor	4-0	39	John Vanbiesbroeck	3/26	@ Fla	2-0	24
1979-80 (6)					1995-96 (2)				
Tony Esposito (4)	12/19	@ Chi	0-0	37	Jacelyn Thibault	12/23	@ Mtl	1-0	29
Pete Peeters	2/2	vs. Phi	4-0	30	Chris Osgood	2/3	@ Def	3-0	23
Don Edwards	2/7	@ Buf	9-0	25	1996-97 (1)				
Michel Dion	2/24	@ Que	2-0	33	Mike Richter	3/24	@ NYR	3-0	34
Glenn Resch	3/2	vs. NYI	0-0	22	1997-98 (6)				
Bill McKenzie	3/28	@ Col	5-0	30	Andy Moog	10/8	vs. Mtl	3-0	26
1980-81 (1)					1998-99 (3)				
Pete Peeters (2)	1/21	vs. Phi	5-0	33	Darren Pupa	10/21	@ TB	5-0	28
1981-82 (1)					1999-00 (2)				
Pat Riggin	1/16	@ Cgy	4-0	29	Byron Dufoe	1/7	vs. Bos	0-0	26
1982-83 (3)					2000-01 (1)				
Billy Smith	10/14	@ NYI	9-0	30	Martin Brodeur (2)	10/28	vs. NJ	9-0	21
Pelle Lindberg	12/4	vs. Phi	0-0	24	2001-02 (10)				
Markus Mattson	1/12	vs. Min	7-0	40	Curtis Joseph	10/27	@ Tor	4-0	23
1983-84 (4)					2001-02 (10)				
Al Jensen	10/25	vs. Wsh	1-0	26	Brian Boucher	10/31	@ Phi	3-0	27
Mike Liut	12/13	@ StL	2-0	16	Roberto Luongo	11/7	@ Fla	2-0	17
Tony Esposito (5)	1/15	@ Chi	2-0	35	Tomas Vukoun	11/23	@ Nas	5-0	27
Pat Riggin (2)	3/24	@ Wsh	6-0	18	Evgeni Nabokov	11/29	@ SJ	5-0	38
1984-85 (2)					2001-02 (10)				
Kelly Hrudey	2/2	vs. NYI	4-0	26	Tom Barrasso	12/16	vs. Car	7-0	11
Bob Janecyk	3/5	@ LA	6-0	21	Martin Brodeur (3)	12/26	@ NJ	4-0	20
1985-86 (1)					2001-02 (10)				
Kelly Hrudey (2)	1/9	@ NYI	9-0	27	Jacelyn Thibault (2)	1/6	@ Chi	2-0	22
1986-87 (2)					2001-02 (10)				
Darren Elliot	12/17	@ LA	3-0	26	Jose Theodore	2/7	@ Mtl	1-0	30
Glen Hanlon	1/18	vs. Def	1-0	36	Jose Theodore (2)	4/1	vs. Mtl	3-0	28
1987-88 (3)					1989-90 (0)				
Allan Bester	10/29	vs. Tor	8-0	26	1990-91 (0)				
Kirk McLean	2/17	@ Van	5-0	27					
Sean Burke	3/29	@ NJ	4-0	25					
1988-89 (1)									
Pete Peeters (3)	1/2	@ Wsh	8-0	14					
1989-90 (0)									
1990-91 (0)									

TOTAL - 126 HOME - 46 ROAD - 80
 MOST SHUTOUTS AGAINST - Bernie Parent (10)



FASTEST GOLS

TEAMS

FASTEST TWO GOALS

BOTH TEAMS	0:04	Wayne Bianchin (Pittsburgh) & Guy Chouinard (Atlanta), March 15, 1977 at Atlanta in a 7-3 Flames win. (NFL Record)
PENGUINS	0:06	Paul Coffey & Troy Loney, Feb. 22, 1990 vs. NY Islanders in a 4-3 Pittsburgh win.
	0:06	Mark Recchi and John Cullen, Feb. 16, 1990 at Winnipeg in a 3-3 tie.
OPPONENTS	0:06	Guy Lafleur and Steve Shutt (Montreal), April 2, 1975 at Montreal in a 6-0 Canadiens win.
	0:06	Sylvain Turgeon (2) (Hartford), March 28, 1987 at Hartford in a 5-4 Whalers win.
	0:06	Rick Tocchet & Jeremy Roenick (Phoenix), Jan. 13, 1999 at Phoenix in a 5-3 Coyotes win.

FASTEST THREE GOALS

BOTH TEAMS	0:30	Mario Lemieux (2) & Al Iafrate (Toronto), Oct. 17, 1989 vs. Toronto in a 7-5 Pittsburgh win.
PENGUINS	0:27	Al McDonough, Ken Schinkel & Ron Schock, Nov. 22, 1972 vs. St. Louis in a 10-4 Pittsburgh win.
OPPONENTS	0:21	Michael Pivonka & Steve Leach (2), Nov. 25, 1990 at Washington in a 7-3 Capitals win.

FASTEST FOUR GOALS

BOTH TEAMS	1:17	Pierre Larouche (Pittsburgh), Guy Lafleur (2) & Pete Mahovich (Montreal), Jan. 26, 1975 at Montreal in a 7-2 Canadiens win.
PENGUINS	1:39	Alexei Kavalev (2) Jaromir Jagr & Stu Barnes, Dec. 12, 1998 at St. Louis in a 4-3 Pittsburgh win.
OPPONENTS	1:22	Bobby Clarke, Ilkka Sinisalo, Reggie Leach & Ken Linseman (Philadelphia), Oct. 11, 1981 at Philadelphia in an 8-2 Flyers win.

FASTEST FIVE GOALS

BOTH TEAMS	3:34	Paul Reinhart, Jyrki Lumme, Greg Adams (Vancouver), Bob Errey & Tony Tanf (Pittsburgh), Mar. 11, 1990 at Vancouver in a 5-3 Canucks win.
PENGUINS	2:07	Bryan Hexfall, Jean Pronovost, Al McDonough, Ken Schinkel & Ron Schock, Nov. 22, 1972 vs. St. Louis in a 10-4 Penguins win.
OPPONENTS	2:37	Duane Sutter (2), Bryan Trottier (2) & John Tonelli (NY Islanders), Jan. 26, 1982 at New York in a 9-2 Islanders win.

FASTEST GOAL, START OF GAME

PENGUINS	0:06	Jean Pronovost, Mar. 25, 1976 at St. Louis in a 5-2 Blues win.
OPPONENTS	0:09	Ross Lonsberry (Philadelphia), Oct. 20, 1977 at Philadelphia in an 11-0 Flyers win.

FASTEST GOAL, START OF SECOND PERIOD

PENGUINS	0:07	Lowell MacDonald, Feb. 10, 1973 at Boston in a 6-3 Bruins win.
OPPONENTS	0:07	Joey Johnston (California), Oct. 20, 1973 at Pittsburgh in a 5-3 Penguins win.
	0:07	Stan Gilberlson (Washington), Nov. 12, 1975 at Washington in a 6-6 tie.

FASTEST GOAL, START OF THIRD PERIOD

PENGUINS	0:12	Greg Polis, April 1, 1972 at Philadelphia in a 4-4 tie.
OPPONENTS	0:13	Jannie Ojanen (New Jersey), Oct. 24, 1992 at New Jersey in a 4-3 Penguins win.

FASTEST GOAL, OVERTIME

PENGUINS	0:13	Kevin Stevens, Mar. 21, 1991 vs. NY Rangers in a 5-4 win.
OPPONENTS	0:08	Tony Amonte (NY Rangers), Feb. 21, 1994 at New York in a 4-3 Rangers win.

FASTEST GOALS



EARLIEST WINNING GOAL

PENGUINS	0:32	Martin Straka, Mar. 13, 1999 vs. Philadelphia in a 4-0 win.
OPPONENTS	0:09	Ross Lonsberry (Philadelphia), Oct. 9, 1983 at Philadelphia in an 11-0 Flyers win.

FASTEST TWO GOALS FROM START OF GAME

PENGUINS	0:29	George Ferguson & Greg Malone, Dec. 6, 1980 vs. Chicago in a 6-4 Penguins win.
OPPONENTS	0:40	Tim Kerr & Bill Barber (Philadelphia), Oct. 9, 1983 at Philadelphia in a 7-1 Flyers win.

INDIVIDUALS

FASTEST TWO GOALS

PENGUINS	0:07	Martin Straka, Feb. 11, 2000 vs. Edmonton (Tommy Sola) in a 2-2 tie.
	0:07	Wally Boyer, Mar. 5, 1970 at Detroit (Roy Edwards) in a 5-3 Red Wings win.
OPPONENTS	0:06	Sylvain Turgeon (Hartford), Mar. 28, 1987 at Hartford (Pat Riggin) in a 5-4 Whalers win.

FASTEST TWO ASSISTS

PENGUINS	0:07	Ron Schock, Mar. 5, 1970 at Detroit on two goals by Wally Boyer in a 5-3 Red Wings win.
OPPONENTS	0:06	Pete Mahovlich (Montreal), April 2, 1975 at Montreal on goals by Guy Lafleur and Steve Shutt in a 6-0 Canadiens win.

FASTEST THREE GOALS

PENGUINS	4:17	Lowell MacDonald, Nov. 13, 1973 vs. Minnesota (Cesare Maniaga) in a 5-2 Penguins win.
OPPONENTS	1:18	Derek King (NY Islanders), Oct. 15, 1991 at New York (Tom Barraso) in a 7-6 Penguins overtime victory.

FASTEST FOUR GOALS

PENGUINS	14:54	Mario Lemieux, Jan. 26, 1997 at Montreal (Jocelyn Thibault) in a 5-2 Penguins win.
OPPONENTS	34:40	Stan Gilbertson (Washington), April 6, 1975 at Washington (Bob Johnson) in an 8-4 Capitals win.



SPECIAL TEAMS

POWER PLAY

PENALTY KILL

YEAR	PPG/Chances	Pct.	NHL Rank	PPGA/Chances	Pct.	NHL Rank
1967-68	37/273	13.6	11th	31/193	83.9	6th
1968-69	50/303	16.5	7th	38/231	83.5	5th
1969-70	53/315	16.8	9th	66/282	76.7	12th
1970-71	56/318	17.6	9th	48/276	82.6	8th
1971-72	46/286	16.1	11th	55/346	77.6	10th
1972-73	52/301	17.3	9th	49/264	81.4	8th
1973-74	47/276	17.0	11th	47/245	80.8	8th
1974-75	64/323	19.8	9th	63/324	80.6	8th
1975-76	75/307	24.4	6th	68/292	76.7	11th
1976-77	46/263	17.5	14th	47/209	77.5	15th
1977-78	53/261	20.3	11th	61/251	75.9	13th
1978-79	56/261	21.5	12th	57/250	77.2	11th
1979-80	52/262	19.9	14th	64/247	74.1	18th
1980-81	92/400	23.0	11th	99/370	73.2	21st
1981-82	99/404	24.5	7th	92/399	76.9	11th
1982-83	81/360	22.5	9th	110/396	72.2	21st
1983-84	70/340	20.6	16th	86/357	75.9	15th
1984-85	62/363	17.1	21st	74/311	76.2	14th
1985-86	93/425	21.9	12th	78/341	77.1	15th
1986-87	74/374	19.5	14th	72/319	77.4	15th
1987-88	110/500	22.0	6th	120/507	76.3	20th
1988-89	119/491	24.2	3rd	111/482	77.0	16th
1989-90	86/403	21.3	10th	94/372	74.7	20th
1990-91	89/338	22.9	3rd	73/351	79.2	16th
1991-92	92/427	21.5	4th	77/379	79.7	15th
1992-93	105/440	23.9	2nd	72/429	83.2	4th
1993-94	76/404	18.8	3th	72/401	82.0	10th
1994-95	42/221	19.0	10th	46/229	79.9	23rd
1995-96	109/420	26.0	1st	78/467	83.3	8th
1996-97	74/338	21.9	2nd	47/338	81.1	23rd
1997-98	67/407	16.5	11th	46/338	86.4	8th
1998-99	65/363	17.9	7th	56/302	81.5	23rd
1999-00	54/346	15.6	20th	56/321	82.6	19th
2000-01	76/375	20.3	5th	78/405	80.7	126th
2001-02	47/335	14.0	124th	57/352	83.8	118th
TOTALS	2469/12273	20.2		2405/11529	79.1	

ENTRY DRAFT SELECTIONS



RD/OV	NAME	POS	TEAM
1967			
1/2	Steve Rexe	C	Bellville
2/11	Bob Smith	C	S.S. Marie
1968			
1/4	Gary Swain	LW	Niagara Falls
2/14	Ron Snell	RW	Regina
3/21	Dave Simpson	D	Westport
1969			
1/3	Traded to Boston for Jean Pronovost		
2/15	Rick Kessell	C	Oshawa
3/26	Michel Briere	C	Shawinigan
4/38	Yvon Labre	D	Toronto
5/50	Rusty Patenaude	RW	Calgary
6/62	Paul Hoganson	G	Toronto
1970			
1/7	Greg Polis	LW	Estevan
2/21	John Stewart	LW	Flin Flon
3/35	Larry Bignell	D	Edmonton
4/40	Connie Forey	LW	Ottawa
5/63	Steve Cardwell	LW	Oshawa
6/77	Bob Fitchner	C	Brandon
7/90	Jim Pearson	D	St. Catharines
8/112	Cam Newton	G	Kitchener
9/120	Ron Lemieux	RW	Daouhin
1971			
1/4	Traded to St. Louis for Ron Schack		
2/18	Brian McKenzie	C	St. Catharines
3/32	Joe Norris	D	Toronto
4/46	Gery Methe	D	Oshawa
5/60	Dave Murphy	G	North Dakota
6/74	Ian Williams	RW	Notre Dame
7/88	Doug Elliot	D	Harvard
1972			
1/4	Traded to Minnesota for Bob Woytowich		
2/18	Jack Lynch	D	Oshawa
2/30	Bernie Lukowich	LW	New Westminster
	<i>Choice acquired from NY Rangers</i>		
3/40	Denis Herron	G	Trois Rivieres
4/56	Ron Lalonde	C	Peterborough
5/72	Brian Walker	C	Calgary
6/88	Jeff Ablett	LW	Medicine Hat
7/104	D'Arcy Keating	D	Notre Dame
8/120	Yves Bergeron	LW	Shawinigan
9/136	Jay Babcock	LW	London
9/149	Don Atchison	G	Saskatoon
1973			
1/7	Blaine Stoughton	RW	Flin Flon
2/23	Wayne Bianchin	LW	Flin Flon
2/27	Colin Campbell	D	Peterborough
	<i>Choice acquired from Detroit for Roy Edwards</i>		
3/39	Traded to Detroit for Andy Brown		
4/55	Dennis Owchar	D	Toronto
5/71	Guido Tenesi	D	Oshawa
6/87	Don Selling	LW	Oshawa
7/103	Terry Ewasjuk	LW	Victoria
8/119	Fred Comrie	C	Edmonton
9/134	Gord Lane	D	New Westminster
10/150	Randy Almoe	D	Medicine Hat
11/164	Don McLeod	G	Saskatoon

RD/OV	NAME	POS	TEAM
1974			
1/8	Pierre Larouche	C	Sorel
	Traded to St. Louis with Brian Wason and Greg Polis for Bob Kelly, Steve Durbano and Ab DeMarco		
2/26	Jacques Cossette RW Sorel		
2/27	<i>Choice acquired from Detroit for Roy Edwards</i>		
3/44	Choice traded to Detroit for Roy Edwards		
4/62	Mario Faubert	D	St. Louis Univ.
5/80	Bruce Abehart	G	London
6/98	William Schneider	LW	U. of Minnesota
7/116	Robbie Laird	LW	Regina
8/133	Larry Finck	D	St. Catharines
9/150	Jim Chicoyne	D	Brandon
10/166	Rick Urich	RW	Regina
11/181	Serge Gormelin	RW	Sorel
12/195	Richard Perron	D	Quebec
13/206	Richard Hindmarch	RW	Calgary Univ.
14/216	William Davis	D	Colgate Univ.
15/223	J.D. Mathers	D	Northeastern
1975			
1/13	Gordon Laxton	G	New Westminster
2/31	Russ Anderson	D	U. of Minnesota
3/49	Paul Baxter	D	Winnipeg
4/67	Stu Younger	LW	Michigan Tech
5/85	Kim Clackson	D	Victoria
6/103	Pete Morris	LW	Victoria
7/121	Mike Will	C	Edmonton
8/139	Tapio Levo	D	Finland Nationals
9/155	Bryan Shutt	LW	Bowling Green
10/170	Frank Salive	G	Peterborough
11/185	John Glynne	D	Vermont Univ.
12/196	Lex Hudson	D	Denver Univ.
13/202	Dan Tsubauchi	RW	St. Louis Univ.
14/206	Bronislaw Stankovsky	LW	Fargo-Moorehead
15/217	Kelly Second	RW	New Westminster
1976			
1/2	Blair Chapman	RW	Saskatoon
	<i>Choice acquired from Kansas City with Simon Nolet & Ed Gilbertson for Steve Durbano & Chuck Arnoson</i>		
1/11	Traded to Kansas City with Steve Durbano & Chuck Arnoson for Simon Nolet & Ed Gilbertson		
2/19	Greg Malone	C	Oshawa
3/47	Morris Lukowich	LW	Medicine Hat
4/65	Greg Redquist	G	Kingston
5/83	Brendan Lowe	D	Sherbrooke
6/101	Vic Sirko	D	Oshawa
1977			
1/12	Traded to Toronto for Rick Kehoe		
2/25	Jim Hamilton	LW	London
3/48	Kim Davis	LW	Flin Flon
4/66	Mark Johnson	C	U. of Wisconsin
5/84	Traded to Los Angeles for Mike Comigan		
6/102	Greg Millen	G	Peterborough



ENTRY DRAFT SELECTIONS

RD/OV	NAME	POS	TEAM
1978			
1/12	Traded to Philadelphia for Orest Kindrachuk, Ross Lonsberry & Tom Bladen		
2/25	Mike Meeker	RW	Peterborough
3/42	Traded to Montreal for Don Awrey		
4/60	Traded to NY Rangers for Dunc Wilson		
4/61	Shane Pearsall	LW	Ottawa
Choice acquired from Los Angeles with Dave Schultz & Gene Carr for Syl Apps & Hartland Monahan			
5/75	Rob Garner	C	Toronto

1979			
1/10	Traded to Washington for Hartland Monahan		
2/31	Paul Marshall	LW	Brantford
3/52	Bennett Wolf	D	Kitchener
4/73	Brian Cross	D	Brantford
5/94	Nick Ricci	G	Niagra Falls
6/115	Marc Chorney	D	North Dakota

1980			
1/9	Mike Bullard	C	Brantford
2/30	Traded to Chicago for Dale Tallon		
3/51	Randy Boyd	D	Ottawa
4/72	Tony Feltrin	D	Victoria
5/93	Doug Shedden	RW	S.S. Marie
6/114	Pat Groham	LW	Niagra Falls
7/135	Traded to Winnipeg for future considerations		
8/156	Robert Geale	C	Portland
9/177	Brian Lundberg	D	U. of Michigan
10/198	Steve McKenzie	D	St. Albert

1981			
1/7	Traded to Montreal for Rod Shutt		
2/28	Steve Gatzos	RW	S.S. Marie
3/49	Tom Thornbury	D	Niagra Falls
4/70	Norm Schmidt	D	Oshawa
5/91	Traded to Washington for Gary Rissling		
6/109	Paul Edwards	D	Oshawa
7/133	Geoff Wilson	RW	Winnipeg
8/154	Mitch Lamoureux	C	Oshawa
9/175	Dean DeFazio	LW	Brantford
10/196	Dave Hannan	C	Brantford

1982			
1/10	Rich Sutter	RW	Lethbridge
2/31	Traded to Montreal with Denis Herron for Pat Hughes & Rob Holland		
2/38	Tim Hrynewich	LW	Sudbury
Choice acquired from Minnesota for Mark Johnson			
3/52	Troy Loney	LW	Lethbridge
4/73	Traded to Toronto for Paul Harrison		
5/94	Grant Sasser	C	Portland
6/115	Traded to Toronto for Greg Hotham		
7/136	Grant Couire	D	Lethbridge
8/157	Peter Derksen	LW	Portland
9/178	Greg Gravel	C	Windsor
10/199	Stu Wenass	D	Winnipeg
11/220	Chris McCauley	RW	London
12/241	Stan Bautch	G	Hibbling HS (MN)

RD/OV	NAME	POS	TEAM
1983			
1/1	Traded to Minnesota with George Ferguson for Ron Meighan & Anders Hokansson		
1/15	Bob Erey	LW	Peterborough
Choice acquired from Minnesota with Ron Meighan & Anders Hokansson			
2/22	Todd Chairesworth	D	Oshawa
3/43	Traded to Montreal for Gilles Lupien		
3/58	Mike Rowe	D	Toronto
Choice acquired from Montreal for Gilles Lupien			
4/63	Frank Pietrangelo	G	U. of Minnesota
5/83	Traded to Toronto with Paul Marshall & Kim Davis		

6/103	Pat Edmond	C	Hull
7/123	Paul Ames	D	Billerica HS (MA)
8/143	Traded to Hartford with Russ Anderson for Rick MacLeish		
9/163	Marty Ketola	RW	Cloquet HS (MN)
10/183	Alec Haidly	RW	S.S. Marie
11/203	Garth Hildebrand	LW	Calgary
12/223	Dave Hoertz	D	Regina

1984			
1/1	Mario Lemieux	C	Laval
1/9	Doug Bodger	D	Kamloops
Choice acquired from Winnipeg for Randy Carlyle			
1/16	Roger Belanger	RW	Kingston
Choice acquired from Philadelphia for Rich Sutter			
Traded to Philadelphia with Rich Sutter for Andy Brickley, Mark Taylor, Ron Flockhart and a first and third round choice in 1984 Entry Draft			
3/58	Traded to Vancouver for Keith McCarthy		
4/64	Mark Teevans	RW	Peterborough
5/85	Arto Javanainen	RW	Finland Nat.
Traded to Edmonton with Kevin McClelland for Tom Roulston			
6/106			
7/127	Tom Ryan	D	N. Newton HS
8/148	Traded to St. Louis for Gary Edwards		
9/169	John Del Col	LW	Toronto
10/189	Steve Hurl	RW	Hill-Murray HS
11/210	Jim Steen	C	Moorhead HS
12/250	Mark Ziliotto	LW	Streetsville Jr. B

1985			
1/2	Craig Simpson	C	Michigan St.
2/23	Lee Giffin	RW	Oshawa
3/44	Traded to Montreal for Denis Herron		
3/58	Bruce Racine	G	Northeastern
Choice acquired from Hartford for Greg Malone			
4/65	Traded to Boston for Randy Hillier		
5/86	Steve Gataas	C	Prince Albert
6/114	Stu Marston	D	Longville
Choice acquired from Los Angeles for Marc Chorney			
7/128	Steve Titus	G	Cornwall
8/149	Paul Stanton	D	Catholic Memorial (MA)
9/170	Jim Paek	D	Oshawa
10/191	Steve Shaunassy	D	Reading HS (MA)
11/212	Doug Greschuck	D	St. Albert
12/233	Greg Choules	LW	Chicoutimi

ENTRY DRAFT SELECTIONS



RD/OV	NAME	POS	TEAM
1986			
1/4	Zarley Zalapski	D	Canadian Nat.
2/25	Dave Capuano	C	Mount St. Charles HS (RI)
3/46	Brad Aitken	LW	S.S. Marie
4/67	Rob Brown	C	Kamloops
5/88	Sandy Smith	C	Brainerd HS (MN)
6/109	Jeff Daniels	LW	Oshawa
7/130	Doug Hobson	D	Prince Albert
8/151	Steve Rohlik	LW	Hill-Murray HS (MN)
9/172	Dave McLlwain	C	North Bay
10/193	Kelly Cain	C	London
11/214	Stan Drulia	RW	Bellville
12/235	Rob Wilson	D	Sudbury

1987			
1/5	Chris Joseph	D	Seattle
2/26	Rick Tabaracci	G	Cornwall
3/47	Jamie Leach	RW	Hamilton
4/68	Risto Kurkinen	LW	Jyphl
5/89	Jeff Weaver	D	Hamilton
6/110	Shawn McEachern	C	Matigon HS (MA)
7/131	Jim Badden	C	Chatham Jr. B
8/152	Jiri Kucera	RW	Jihlava
9/173	Jack McDougall	RW	New Prep (MA)
10/194	Daryn McBride	C	Denver Univ.
11/215	Mark Carlson	LW	Philadelphia Jrs.
12/236	Ake Liljebjorn	G	Brynas

1988			
1/4	Darin Shannon	LW	Windsor
2/25	Mark Major	LW	North Bay
3/46	Traded to Montreal for Pery Ganchar		
3/62	Daniel Gauthier	LW	Victoriaville
4/67	Mark Recchi	C	Kamloops
5/88	Greg Andrusak	D	U. of Minnesota
6/109	Traded to Los Angeles with Chris Kontos for Bryan Erickson		
7/130	Troy Mick	LW	Portland
8/151	Jeff Blaeser	LW	St. John's Prep (MA)
9/172	Rob Gaudreau	RW	Bishop Hendrickson HS
10/193	Don Pancoe	LW	Hamilton
11/214	Cory Laylin	LW	St. Cloud Appollo HS
12/235	Darren Stok	D	Lethbridge

1989			
1/16	Jamie Heward	RW	Regina
2/37	Paul Laus	D	Niagra Falls
3/58	John Brill	RW	Grand Rapids
4/79	Todd Nelson	D	Prince Albert
5/100	Tom Nevers	C	Edina HS (MN)
6/121	Mike Markovich	D	U. of Colorado
6/126	Mike Needham	RW	Kamloops
7/142	Pat Schafhauser	D	Hill-Murray (MN)
8/163	Dave Schute	C	Victoria
9/184	Andrew Wolf	D	Victoria
10/205	Greg Hagen	RW	Hill-Murray (MN)
11/235	Scott Farrell	D	Spokane

RD/OV	NAME	POS	TEAM
1990			
1/5	Jaromir Jagr	RW	Kladno
2/26	Traded to Calgary for Joe Mullen		
3/47	Traded to Philadelphia for Wendell Young		
3/61	Joe Dziedzic	LW	Edison HS (MN)
4/68	Chris Tamer	D	U. of Michigan
5/89	Brian Farrell	C	Avon Old Farms Prep
6/107	Ian Moran	D	Belmont Hill (MA)
6/110	Denis Casey	G	Colorado Col.
7/130	Mika Vaila	C	Tappara
7/131	Ken Plaquin	D	Michigan Tech
7/145	Pat Neaton	D	U. of Michigan
8/152	Petteri Koskimaki	C	Boston Univ.
9/173	Ladislav Karabin	LW	Bratislava
10/194	Timothy Fingerhut	LW	Canterbury Prep (NJ)
11/215	Michael Thompson	RW	Michigan St.
12/236	Brian Bruininks	D	Colorado Col.

1991			
1/16	Markus Naslund	LW	MoDo
2/38	Rusty Fitzgerald	C	Duluth-East (MN)
3/60	Shane Peacock	D	Lethbridge
4/82	Joe Tomminen	C	Virginia HS (MN)
5/104	Robert Melanson	D	Hull
6/126	Brian Clifford	C	Nichols Acad.
7/148	Ed Paterson	RW	Kamloops
8/170	Peter McLaughlin	LW	Belmont Hill Prep (MA)
9/192	Jeff Lembke	G	Omaha
10/214	Chris Tok	D	Greenway (MN)
11/236	Paul Dyck	D	Moose Jaw
12/258	Pasi Hurro	D	Iives

1992			
1/16	Martin Straka	C	Skoda Plzen
2/43	Marc Hussey	D	Moose Jaw
3/67	Travis Thiessen	D	Moose Jaw
4/91	Todd Klassen	D	Tri-Cities
5/115	Phillipe DeRouville	G	College Francais
6/139	Artem Kopot	D	Traktor Chelyabinsk
7/163	Jan Alinc	C	Lilvinov
8/187	Fran Bussey	C	Duluth-East (MN))
9/211	Brian Bonin	C	White Bear Lake (MN)
10/235	Brian Callahan	LW	Belmont Hill (MA)
11/259	Traded to St. Louis for Gordie Roberts		

1993			
1/26	Stefan Bergkvist	D	Leksands
2/52	Domenic Pittis	C	Lethbridge
3/62	Dave Roche	LW	Peterborough
4/104	Jonas Junka	D	Kiruna
5/130	Chris Kelleher	D	St. Sebastian's HS
6/156	Patrick Lalime	G	Shawinigan
7/182	Sean Selmser	LW	Red Deer
8/208	Larry McMorran	C	Seattle
9/234	Tim Harberts	C	Wayzata HS
10/260	Leonid Taropchenko	C	Springfield
11/286	Hans Jonsson	D	MoDo



ENTRY DRAFT SELECTIONS

RD/OV NAME POS TEAM

1994

1/24	Chris Wells	C	Seattle
2/50	Richard Park	C	Belleville
3/57	Sven Butenschon	D	Brandon

Acquired from Hartford for Frank Pietrangelo

3/73	Greg Crozier	LW	Lawrance Acad.
------	--------------	----	----------------

Acquired from Boston for Paul Stanton

3/76	Alexei Krivchenkov	D	CSKA
4/102	Thomas O'Connor	D	Springfield
5/128	Clint Johnson	LW	Duluth-East (MN)
6/154	Valentin Morozov	C	CSKA
7/161	Serge Aubin	C	Granby

Acquired from Hartford for Frank Pietrangelo

7/180	Drew Palmer	D	Seattle
8/206	Boris Zelenko	LW	CSKA
9/232	Jason Godbout	D	Hill-Murray (MN)
10/258	Mikhail Kazakevich	C	Yaroslavl
11/284	Brian Leiza	G	Sioux City

1995

1/24	Aleksey Morozov	RW	Krylja Sovetov
2/50	Traded to Los Angeles for Luc Robitaille		
3/76	J. S. Aubin	G	Sherbrooke
4/102	Oleg Belov	C	CSKA
5/128	Jan Hrdina	RW	Seattle
6/154	Alexei Kolkunov	C	Krylja Sovetov
7/180	Derrick Pyke	RW	Halifax
8/206	Sergei Voronov	D	Dynamo Moscow
9/232	Frank Ivankovic	G	Oshawa

1996

1/23	Craig Hillier	G	Oshawa
2/28	Pavel Skrbek	D	Kladno

Acquired from New Jersey for 41st & 49th picks

2/41	Traded to New Jersey for 28th pick		
------	------------------------------------	--	--

2/49	Traded to New Jersey for 28th pick		
------	------------------------------------	--	--

3/72	Boyd Kane	LW	Regina
------	-----------	----	--------

Acquired from Boston in Glen Murray/Bryan Smolinski trade

3/77	Boris Protsenko	RW	Calgary
4/105	Michal Rozsival	D	Jihlava
5/132	Traded to San Jose for Kevin Miller		
6/150	Peter Bergman	C	Kamloops
6/159	Traded to St. Louis for J.J. Daigneault		
7/170	Traded to Edmonton for Tyler Wright		
7/186	Eric Meloche	RW	Cornwall
8/212	Traded to Ottawa for Dave McLlwain		
9/238	Timo Seikkula	LW	Junkkarit

1997

1/17	Robert Dome	RW	Las Vegas (IHL)
2/44	Brian Gaffaney	D	North Iowa
3/71	Josef Melichar	D	Budjovice
4/97	Alexandre Mathieu	C	Halifax
5/124	Harlan Pratt	D	Prince Albert
6/152	Petr Havelka	LW	Sparta Praha
7/179	Mark Moore	D	Harvard
8/208	Andrew Ference	D	Portland
9/234	Eric Lind	D	Avon Old Farms

RD/OV NAME POS TEAM

1998

1/23	Milan Kraft	C	Plzen
2/54	Alexander Zevakhin	LW	CSKA
3/80	David Cameron	C	Prince Albert
4/110	Scott Myers	G	Prince George
5/134	Robert Scuderi	D	NY AppleCore
6/169	Jan Fadrny	C	Slavia Jr.
7/196	Joel Scherban	C	London
8/224	Mika Lehto	G	Assat Jr.
9/244	Toby Petersen	C	Colorado Col.
9/254	Matt Hussey	C	Avon Old Farms

1999

1/18	Konstantin Koltsov	RW	Cherepovec
2/51	Matt Murley	LW	RPI
2/57	Jeremy Van Hoof	D	Ottawa
3/86	Sebastien Caron	G	Rimouski
4/115	Ryan Malone	LW	Omaha
5/144	Tomas Skvaridlo	C	Zvolen Jr.
5/157	Vladimir Malenkykh	D	Togliatti
6/176	Doug Meyer	LW	U. of Minnesota
7/204	Tom Kostopoulos	RW	London
8/233	Darcy Robinson	D	Saskatoon
9/261	Andrew McPherson	LW	RPI

2000

1/18	Brooks Orpik	D	Boston College
2/52	Shane Endicott	C	Seattle
3/84	Peter Hamrik	G	Skalica
4/124	Michel Ouelett	RW	Rimouski
5/146	David Koci	D	Sparta Praha Jr
6/185	Patrick Foley	LW	New Hampshire
7/216	Jim Abbott	LW	New Hampshire
8/248	Steve Crampton	RW	Moose Jaw
9/273	Roman Simicek	C	HPK Finland
9/280	Nick Boucher	G	Dartmouth

2001

1/21	Colby Armstrong	RW	Red Deer
2/54	Noah Welch	D	St. Sebastian's
3/86	Drew Fata	D	Toronto
3/96	Alexandre Rouleau	D	Val d'Or
4/120	Tomas Surovy	LW	Poprad
4/131	Ben Eaves	C	Boston College
5/156	Andy Schneider	D	Lincoln
6/187	Traded to Columbus for Frantisek Kucera		
7/217	Tomas Duba	G	Sparta Praha Jr
8/250	Brandon Crawford-West	G	Texas (NAHL)

Current Penguins in **Bold**

MELLON ARENA RECORDS



TEAM RECORDS

Most Goals in One Game:

- Pittsburgh 12 - Dec. 26, 1991 - in a 12-1 win vs. Toronto
March 15, 1975 - in a 12-1 win vs. Washington.
Opponent 11 - Nov. 25, 1992 - by NY Rangers in an 11-3 win at Pittsburgh

Most Shots in Game:

- Pittsburgh 65 - March 15, 1975 - in a 12-1 win vs. Washington.
Opponent 55 - October 23, 1976 - by Montreal in a 9-1 win at Pittsburgh.

Most Penalty Minutes in a Game:

- Pittsburgh 144 - January 19, 1980 - in a 5-2 loss vs. Edmonton.
Opponent 123 - January 19, 1980 - by Edmonton in a 5-2 win at Pittsburgh.

Most Goals in a Period:

- Pittsburgh 8 - Dec. 17, 1991 - in a 10-2 win vs San Jose. (2nd period)
Opponent 6 - Six times - last time - Nov. 25, 1992 by NY Rangers in an
11-3 win at Pittsburgh. (3rd Period)

INDIVIDUAL RECORDS

Most Goals in a game:

- Pittsburgh 5 - Mario Lemieux, March 26, 1996 in an 8-4 win vs. St. Louis.
5 - Mario Lemieux, Dec. 31, 1988 in an 8-6 win vs. New Jersey
Opponent 4 - John Madden (New Jersey), Oct. 28, 2000 - in a 9-0 win.
Randy McKay (New Jersey), Oct. 28, 2000 - in a 9-0 win.
Mike Ridley (Washington), Oct. 11, 1988 - in an 8-7 loss.
Wayne Gretzky (Edmonton), Feb. 22, 1984 - in a 9-2 win.
Denis Maruk (California), Nov. 18, 1975 - in a 5-3 win.

Most Assists in a Game:

- Pittsburgh 6 - Mario Lemieux, Nov. 1, 1995 - in a 10-0 win vs. Tampa Bay.
Mario Lemieux, Oct. 15, 1988 - in a 9-2 win vs. St. Louis.
Greg Malone, Nov. 28, 1979 - in a 7-2 win vs. Quebec.
Ron Stackhouse, March 8, 1975 - in a 8-2 win vs. Philadelphia.
Opponent 6 - Patrik Sundstrom (Vancouver), Feb. 29, 1984 - in 9-5 win at Pit.

Most Points in a Game:

- Pittsburgh 8 - Mario Lemieux, Dec 31, 1988 - in an 8-6 win vs. New Jersey.
Mario Lemieux, Oct. 15, 1988 - in a 9-2 win vs. St. Louis.
Opponent 7 - Patrik Sundstrom, (Vancouver), Feb. 29, 1984 - in a 9-5 win at
Pittsburgh.

Most Penalty Minutes in a Game:

- Pittsburgh 51 - Russ Anderson, Jan. 19, 1980 - in a 5-2 loss vs. Edmonton.
Opponent 34 - Dave Lumley (Edmonton), Jan. 19, 1980 - in a 5-2 win at
Pittsburgh.

Most Saves in a Game:

- Pittsburgh 51 - Tom Barrasso, Jan. 31, 1998 - in a 4-2 win vs. Detroit.
Opponent 53 - Wayne Thomas, (Montreal), March 10, 1974 - in a 5-4 win at
Pittsburgh.



THIS DATE IN PENS HISTORY

- June 5, 1967** - Pittsburgh Penguins franchise joins the National Hockey League
- October 11, 1967** - Penguins first NHL game is played at the Civic Arena vs Montreal. Penguins lose to Montreal, 2-1, with 9,307 fans on hand. Andy Bathgate scores the Penguins first goal.
- October 13, 1967** - Penguins record first victory as they defeat St. Louis, 3-1, on the road.
- February 3, 1968** - Penguins first sellout at Civic Arena vs. Toronto (12,563).
- March 22, 1968** - Donald Parsons heads a Michigan group which purchases 60% of the Penguins franchise.
- April 1, 1970** - Penguins defeat Philadelphia, 4-1, to clinch second place in the Western Division, putting them in the playoffs for the first time.
- April 8, 1970** - Penguins defeat Oakland, 2-1, in club's first playoff game.
- May 21, 1970** - Jack Riley, club's general manager for first three years, is promoted to president and coach Red Kelly is promoted to general manager/coach.
- April 13, 1971** - Michel Briere dies from injuries suffered in an auto accident on May 15, 1970.
- April 21, 1971** - Thayer Potter heads a Pittsburgh group which buys the team.
- January 29, 1972** - Red Kelly steps down as general manager but remains coach and Jack Riley regains general manager duties.
- January 30, 1973** - Greg Polis wins MVP honors at NHL All-Star Game in New York after scoring two goals.
- January 13, 1974** - Jack Button is named general manager of the Penguins.
- January 22, 1975** - Syl Apps named MVP in the NHL All-Star Game in Montreal after scoring two goals.
- February 22, 1975** - Penguins defeat St. Louis, 3-2, to establish a 20-game home unbeaten streak, which is still a club record.
- June 13, 1975** - Pittsburgh Penguins declare bankruptcy.
- July 11, 1975** - Albert Savill, Otto Frenzel and Wren Blair buy Penguins.
- July 29, 1975** - Marc Boileau rehired as coach.
- March 24, 1976** - Jean Pronovost becomes the first Penguin to score 50 goals in a season and Pierre Larouche becomes first Penguin to record 100 points in one season vs. Boston.
- December 3, 1976** - Aldege "Baz" Bostien named club's general manager.
- April 5, 1978** - Edward J. DeBartolo takes control of the club, having purchased one-third of the franchise the year before.
- January 3, 1980** - Penguins defeat New York Islanders, 4-3, to gain first place in the Norris Division for the first time in club history.
- January 30, 1980** - Black and gold uniform worn for the first time vs. St. Louis.
- December 13, 1980** - Paul Gardner becomes first Penguins player to score four goals in one game in a 6-5 loss to Philadelphia.
- June 3, 1981** - Randy Carlyle named to NHL First All-Star Team.
- June 4, 1981** - Randy Carlyle wins the Norris Trophy as the league's best defenseman and Rick Kehoe wins the Lady Byng Trophy as the player who combines sportsmanship with a high standard of play.
- July 1, 1981** - Edward J. DeBartolo takes over the Civic Arena.
- February 21, 1982** - Penguins defeat the New York Islanders, 4-3, to break their then NHL Record 15-game winning streak.
- March 15, 1983** - General Manager Baz Bostien dies as a result of an auto accident.
- May 27, 1983** - Ed Johnston is promoted to general manager.
- June 9, 1984** - Penguins draft Mario Lemieux, Doug Bodger and Roger Belanger in the first round of Entry Draft, marking the only time in club history that Pittsburgh selected more than one player in the first round. It is also the only time the Penguins have chosen first overall.
- June 19, 1984** - Mario Lemieux signs a contract with the Penguins.
- February 12, 1985** - Mario Lemieux is named MVP in the NHL All-Star Game in Calgary after scoring two goals and one assist.
- April 7, 1985** - Mario Lemieux scores his 100th point to become the third rookie in NHL history to score 100 or more points in a season.
- June 12, 1985** - Mario Lemieux wins the Calder Memorial Trophy as the NHL's top rookie.
- May 26, 1986** - Mario Lemieux wins the Lester B. Pearson Award presented by the Players' Association to the Outstanding Player in the NHL.
- October 22, 1986** - Penguins defeat Buffalo, 5-4, in OT to extend their club record beginning of the season winning streak to seven games.
- February 9, 1988** - Mario Lemieux is named MVP in NHL All-Star Game in St. Louis after scoring three goals, including the game winner in OT, and three assists.
- April 14, 1988** - Tony Esposito is hired by Penguins and assumes duties of vice-president and general manager.
- June 8, 1988** - Mario Lemieux wins the Art Ross Trophy as the NHL's leading scorer and Hart Memorial Trophy as the league's MVP, becoming the first Penguin to win either award.
- June 15, 1988** - Mario Lemieux wins the Lester B. Pearson Award for the second time in his career.
- December 31, 1988** - Mario Lemieux becomes the first player in NHL history to score a goal five ways in one game: at even strength, on the power-play, short-handed, on a penalty shot and into an empty net.
- April 25, 1989** - Mario Lemieux ties two NHL playoff records with five goals and eight points in one playoff game vs Philadelphia in the Penguins 10-7 win.
- June 7, 1989** - Mario Lemieux wins his second consecutive Art Ross Trophy as the league's top scorer with 199 points.
- December 5, 1989** - Craig Patrick is named general manager/head coach replacing Tony Esposito

THIS DATE IN PENS HISTORY



- and Gene Ubriaco.
- January 21, 1990** - Pittsburgh's Civic Arena plays host to the NHL All-Star Game for the first time and Penguins center Mario Lemieux wins the MVP award. Lemieux scores four goals on his way to his third All-Star MVP award.
- February 14, 1990** - Mario Lemieux's 46-game point scoring streak is halted at the New York Rangers as he leaves the game midway in the second period with a back injury. Lemieux would miss the next 21 games before returning for the final game of the year.
- June 12, 1990** - Bob Johnson is hired as the head coach and Scotty Bowman is named director of development and recruitment.
- December 22, 1990** - Paul Coffey records his 1,000th career NHL point at New York against the Islanders.
- March 26, 1991** - Penguins win their first division title, capturing the Patrick Division crown with a 7-4 win at Detroit.
- April 25, 1991** - With a 4-1 win vs. Washington, the Penguins win their first Patrick Division Playoff Championship.
- May 11, 1991** - The Penguins earn the right to play for their first Stanley Cup Championship, beating the Boston Bruins to capture their first Wales Conference Championship.
- May 25, 1991** - With an 8-0 victory over the Minnesota North Stars, the Penguins become Stanley Cup Champions for the first time in their 24-year history.
- June 24, 1991** - The Penguins visit the White House and meet President George Bush, becoming the first NHL team invited to the White House.
- August 29, 1991** - Penguins Head Coach Bob Johnson is diagnosed with brain tumors, and has emergency surgery that night.
- October 1, 1991** - Scott Bowman is named interim head coach.
- October 19, 1991** - Stanley Cup Championship Banners are raised to the Civic Arena in a pre-game ceremony.
- October 26, 1991** - In a game against the New York Islanders, Paul Coffey records his 1,053rd career point to become the NHL's All-Time leading scorer among defensemen, passing Denis Potvin.
- November 19, 1991** - The National Hockey League confirms Howard Baldwin, Morris Belzberg and Thomas Rula as new Penguins ownership.
- November 26, 1991** - Bob Johnson passes away at his home in Colorado Springs, CO at the age of 60.
- January 18, 1992** - Pittsburgh has a record five players in the NHL All-Star Game at Philadelphia. Mario Lemieux, Kevin Stevens, Jaromir Jagr and Paul Coffey are named to the starting Wales Conference lineup while Bryan Trottier is added to the team in the veterans category.
- January 30, 1992** - Craig Patrick is signed to a five-year contract as general manager and executive vice-president.
- March 24, 1992** - Mario Lemieux records his 1,000th career NHL point at Detroit in only his 513th career game, becoming the second fastest player to record 1,000 points in NHL history.
- April 1, 1992** - NHL players go on strike.
- April 10, 1992** - NHL players' strike ends.
- April 12, 1992** - NHL games resume after the conclusion of the players' strike.
- May 13, 1992** - Penguins defeat the New York Rangers in six games to capture the Patrick Division Playoff title.
- May 23, 1992** - Penguins defeat the Boston Bruins in four games to win the Wales Conference Championship for the second consecutive season.
- June 1, 1992** - Penguins defeat the Chicago Blackhawks in four games to win back-to-back Stanley Cup Championships.
- June 12, 1992** - Penguins unveil new team logo at a press conference.
- June 23, 1992** - Bob Johnson, Rick Kehoe and Jean Pronovost are named charter members of the Penguins Hall of Fame.
- October 5, 1992** - Mario Lemieux signs a multi-year contract.
- October 8, 1992** - Stanley Cup Banners are raised in a pre-game ceremony at the Civic Arena.
- October 22, 1992** - Formal inductions of the Charter members of the Penguins Hall of Fame are held in a pre-game ceremony.
- January 12, 1993** - The Penguins announce that Mario Lemieux has been diagnosed with Hodgkin's disease.
- March 2, 1993** - Mario Lemieux returns to the Penguins lineup in Philadelphia after missing the previous 23 games.
- March 28, 1993** - The Penguins win their second Patrick Division Title with a 4-1 victory at Washington.
- April 3, 1993** - Penguins win their first President's Trophy as the NHL's best team with a 5-3 win at Quebec.
- April 9, 1993** - Penguins set an NHL record for the longest winning streak in NHL history, with their 16th consecutive win, a 10-4 victory at the New York Rangers. The Penguins extend the record to 17 games with a 4-2 win vs. the Rangers on April 10.
- June 15, 1993** - Jack Kelley named Penguins president.
- June 17, 1993** - Mario Lemieux wins the Hart Memorial Trophy, the Art Ross Trophy, the Masterton Trophy and the Lester B. Pearson Award.
- June 17, 1993** - Mario Lemieux is named to the NHL First All-Star Team, while Tom Barraso, Larry Murphy and Kevin Stevens are named to the NHL's Second All-Star Team.
- June 29, 1993** - The Penguins and the Russian Central Army Team announce a working agreement.
- October 28, 1993** - Ron Francis records his 1,000th career NHL point against Quebec.
- March 30, 1994** - Syl Apps is named to the Penguins Hall of Fame.
- April 11, 1994** - The Penguins win their first Northeast Division Title, with a 4-0 win at Ottawa.
- August 29, 1994** - Mario Lemieux announces that he



THIS DATE IN PENS HISTORY

- will take a one year medical leave of absence.
- September 30, 1994** - The NHL announces the postponement of the opening of the 1994-95 season.
- January 11, 1995** - The NHL and the NHL Players' Association reach an agreement on a collective bargaining agreement.
- January 20, 1995** - The 1994-95 season begins.
- February 4, 1995** - The Penguins defeat Tampa Bay, 6-3, to tie a club record with their seventh consecutive victory from the start of the season.
- February 7, 1995** - Joe Mullen records his 1,000th career point against the Florida Panthers, to become the first American-born player to record 1,000 or more points.
- February 16, 1995** - The Penguins defeat the Hartford Whalers, 5-2, to extend their club record start of the season unbeaten streak to 13 games (12-0-1).
- April 5, 1995** - Syl Apps formally inducted into the Penguins Hall of Fame.
- May 3, 1995** - Jaromir Jagr records one assist against Florida, to win the 1994-95 NHL scoring title.
- May 3, 1995** - Ron Francis wins the NHL's plus/minus award with a plus 30 rating.
- May 20, 1995** - ICEOPLEX at Southpointe opens to the public.
- July 6, 1995** - Jaromir Jagr named to the NHL First All-Star Team and Larry Murphy selected to the NHL Second All-Star Team.
- Oct. 26, 1995** - Mario Lemieux scores his 500th career goal at the New York Islanders at 17:12 of the third period against Tommy Soderstrom.
- April 26, 1996** - Dave Burrows and Edward J. DeBartolo are named to the Penguins Hall of Fame.
- June 19, 1996** - Mario Lemieux wins his third Hart Trophy as the NHL's most valuable player and is also awarded the Lester B. Pearson Trophy for the third time.
- June 27, 1996** - Craig Patrick signs a new five-year contract as the team's executive vice president and general manager.
- June 27, 1996** - Elaine Heufelder is named to the Penguins Hall of Fame.
- November 30, 1996** - Mario Lemieux becomes the ninth player in NHL history to record 1,400 points and Ron Francis becomes the ninth player to reach 900 assists vs. the Boston Bruins.
- December 28, 1996** - Ron Francis records his 1,300th career point vs. the Buffalo Sabres.
- January 4, 1997** - Jaromir Jagr records his 600th career point.
- January 15, 1997** - Patrick Lalime sets the NHL record for best start by a rookie goaltender from the beginning of his career with a 3-0 win at Hartford. The win boosted his record to 13-0-2.
- January 21, 1997** - Patrick Lalime sets the Penguins record for longest unbeaten streak with a 4-2 win vs. Calgary, running his record to 14-0-2.
- January 26, 1997** - Mario Lemieux scores four goals in one period at Montreal, becoming the 11th player to accomplish the feat.
- February 4, 1997** - Mario Lemieux scores his 600th goal vs. the Vancouver Canucks, becoming just the seventh player to reach the mark.
- February 22, 1997** - Mario Lemieux moves past Stan Mikita for sixth place on the NHL scoring list.
- March 3, 1997** - Craig Patrick takes over head coaching duties and Eddie Johnston is named assistant general manager.
- March 14, 1997** - Joe Mullen scores his 500th career goal in a game against Colorado, becoming the first U.S.-born player to score 500.
- March 20, 1997** - Patrick Lalime records his 20th win of the season, becoming the first Penguin rookie goaltender to reach 20 wins since the 1967-68 campaign when Les Binkley recorded 20.
- March 29, 1997** - Ron Francis scores his 400th career goal vs. the Los Angeles Kings, making the Penguins the first team to have players record their 400th, 500th and 600th goals in the same season.
- April 3, 1997** - Mario Lemieux passes Bobby Hull for sixth place on the career goals list with his 611th vs. Hartford.
- April 26, 1997** - Mario Lemieux plays his last game, a 6-3 playoff loss in Philadelphia.
- May 8, 1997** - Roger Marino officially joins the Penguins ownership group.
- May 13, 1997** - In a formal ceremony, Mayor Tom Murphy renames Auditorium Place, the street encircling the Civic Arena. Mario Lemieux Place. The Civic Arena's address becomes 66 Mario Lemieux Place.
- June 12, 1997** - Kevin Constantine is introduced as the Penguins new head coach.
- October 19, 1998** - Tom Barrasso records his 300th career win in a 4-1 win at Florida, becoming the first American-born goaltender to record 300 wins.
- November 19, 1997** - Mario Lemieux's number 66 is retired and raised to the Civic Arena rafters in a pre-game ceremony before a standing room only crowd of 17,145.
- January 29, 1998** - Ron Francis records his 1,400th career point, becoming the 11th player to reach the mark.
- March 7, 1998** - Ken Wregget records his 200th NHL win in a 6-4 win vs. Philadelphia.
- March 21, 1998** - Ron Francis becomes the seventh player to record his 1,000th career assist, and the Penguins become the 10th NHL team to reach the 1,000 win plateau with a 4-3 win over the Philadelphia Flyers.
- March 29, 1998** - Ron Francis passes Bryan Trottier and moves into ninth place on the NHL all-time scoring list with his 1,426th career point.
- April 15, 1998** - Jaromir Jagr records his 300th career goal vs. Tampa Bay. The Penguins clinch their third Northeast Division Championship (fifth division championship overall) with a 5-1 win over the Lightning.
- April 19, 1998** - Jaromir Jagr collects his second NHL scoring title with 102 points (35+67).
- October 13, 1998** - The Penguins file for Chapter 11 bankruptcy protection.
- January 5, 1999** - Tom Barrasso passes Gump

THIS DATE IN PENS HISTORY



- Worsley for 10th place on the all-time wins list with his 336th career victory.
- January 18, 1999** - Kevin Hatcher appears in his 1,000th career game in Anaheim.
- January 31, 1999** - Jaromir Jagr records his 800th career point with a goal vs. Montreal.
- February 21, 1999** - Tom Barrasso appears in his 700th career game at Philadelphia.
- March 5, 1999** - Jaromir Jagr records his 500th career assist vs. the Edmonton Oilers.
- April 17, 1999** - Jaromir Jagr captures his second consecutive Art Ross Trophy, recording 127 points. Jagr wins his third scoring championship overall.
- June 24, 1999** - Mario Lemieux's group is confirmed as the new ownership of the Penguins.
- June 24, 1999** - Jaromir Jagr becomes the second Penguins' player to capture the Hart Trophy as the National Hockey League's most valuable player. He also becomes the second to win the Lester B. Pearson Award.
- October 27, 1999** - Rob Brown appeared in his 500th NHL game.
- November 26, 1999** - Jaromir Jagr records his 900th career point with three goals and an assist in a 5-0 win over Ottawa.
- December 9, 1999** - Herb Brooks takes over head coaching duties from Kevin Constantine.
- April 5, 2000** - Steve Leach appeared in his 700th career game.
- April 9, 2000** - Jaromir Jagr captures his third consecutive Art Ross Trophy and fourth overall with 96 points.
- May 4, 2000** - The Penguins and Flyers play the third longest game in NHL history, a five-overtime, 152:01 marathon which the Flyers win, 2-1. Penguins goaltender Ron Tugnutt makes 70 saves in the game.
- June 21, 2000** - Ivan Hlinka is named the 19th head coach in Pittsburgh Penguins history.
- June 22, 2000** - Jaromir Jagr wins his second Lester B. Pearson Award.
- Sept. 15, 2000** - The Penguins exhibition season opens with the first game ever for the Columbus Blue Jackets at Mellon Arena.
- Sept. 16-23** - The Penguins open their second week of training camp with an exhibition game in Wilkes-Barre/Scranton, and spend the next week at the home of the AHL affiliate.
- Oct. 7, 2000** - The Penguins face-off against the Nashville Predators just outside of Tokyo, Japan to open up their 2000-01 regular season. Nashville comes away with a 3-1 victory.
- Oct. 14, 2000** - Jaromir Jagr records his first career four-goal game, and rookies Milan Kraft and Romon Simicek net their first career NHL goals in the Pens' 6-4 win over the New York Rangers at Mellon Arena.
- Nov. 11, 2000** - USA Hockey announces that Penguins' general manager Craig Patrick will take on the same capacity for the 2002 US Olympic team, and former Penguins head coach and current scout Herb Brooks will coach the team.
- Nov. 13, 2000** - Former player and current Penguins assistant coach Joe Mullen is inducted into the Hockey Hall of Fame in Toronto.
- Dec. 8, 2000** - The Penguins announce that Mario Lemieux will attempt to make a comeback after three-and-a-half years of retirement.
- Dec. 12, 2000** - Lemieux makes the announcement official at a press conference, saying he is coming back to the league so that his young son Austin can watch him play. Lemieux states he has been working out privately with former teammate Jay Caulfield for several weeks to get back in game shape.
- Dec. 19, 2000** - More than 500 people cram the bleachers to watch Lemieux in his first practice with the team.
- Dec. 27, 2000** - Lemieux returns to the Penguins active roster in a game against the Toronto Maple Leafs at home, and puts three points (1+2) on the scoresheet. Pittsburgh wins the historic contest, 5-0.
- Dec. 30, 2000** - Lemieux notches four points (1+3) in a 5-3 win over the Ottawa Senators, giving him 1,500 points for his career. Jagr hits the 1,000 point mark in the same game.
- Jan. 14, 2001** - The Penguins re-acquire Kevin Stevens from the Philadelphia Flyers for John Slaney.
- Feb. 7 and 10, 2001** - Alexei Kovalev scores hat tricks in back-to-back games against the Flyers and Devils.
- Mar. 22, 2001** - Darius Kasparaitis and Alexei Kovalev are named to the Russian Olympic squad for the 2002 games in Salt Lake City.
- Mar. 23, 2001** - Mario Lemieux is named captain of the 2002 Canadian Olympic team.
- Mar. 24, 2001** - Jaromir Jagr and Martin Straka are named to the 2002 Czech Republic Olympic team.
- Mar. 31, 2001** - The Penguins clinch their team record 11th straight post-season appearance with a 5-3 win over the St. Louis Blues.
- Apr. 8, 2001** - Jagr finishes the season with 121 points to capture his fourth consecutive Art Ross Trophy (fifth overall) as the league's leading scorer. His 69 assists tie for the league lead.
- May 8, 2001** - Martin Straka scores in overtime to give Pittsburgh a 3-2 win in Game Six of the second round against the Sabres to send the series to a seventh game.
- May 10, 2001** - Darius Kasparaitis - who had one goal in 55 previous playoff games - beats Hasek in overtime to give the Penguins a 3-2 win. The victory secures a spot in the Eastern Conference Finals against the New Jersey Devils, the Pens fourth trip to a Conference Finals.
- Dec. 11, 2001** - Alexei Kovalev records his 500th career point in Washington.
- Jan. 30, 2002** - Mario Lemieux appears in his 807th game as a member of the Penguins, passing Jaromir Jagr for first place on the team's all-time games played list.
- Feb. 27, 2002** - Mario Lemieux records career point 1,600 on home ice against the Los Angeles Kings.



HONORS AND AWARDS

PROFESSIONAL HOCKEY HALL OF FAME

Red Kelly	1969
Tim Horton	1977
Andy Bathgate	1978
Leo Boivin	1986
William 'Scotty' Bowman	1991
Bob Johnson	1992
Mario Lemieux	1997
Bryan Trottier	1997
Joe Mullen	2000
Craig Patrick	2001

U.S. HOCKEY HALL OF FAME

Bob Paradise	1989
Herb Brooks	1990
Bob Johnson	1991
Jack Kelley	1993
Craig Patrick	1996
Joe Mullen	1998
Mike Ramsey	2002

PENGUINS HALL OF FAME

Jean Pronovost	1992
Rick Kehoe	1992
Bob Johnson	1992
Syl Apps	1994
Dave Burrows	1996
Edward J. DeBartolo	1996
Elaine Heufelder	1996
Mario Lemieux	1999
Jack Riley	1999
Joe Mullen	2000
Anthony 'A.T.' Caggiano	2001
Mike Lange	2001
Craig Patrick	2001

BANNER YEARS

Patrick Division Champions	1990-91
Patrick Division Playoff Champions	1990-91
Wales Conference Champions	1990-91
Stanley Cup Champions	1990-91
Patrick Division Playoff Champions	1991-92
Wales Conference Champions	1991-92
Stanley Cup Champions	1991-92
NHL Regular Season Champions	1992-93
Patrick Division Champions	1992-93
Northeast Division Champions	1993-94
Northeast Division Champions	1995-96
Northeast Division Champions	1997-98

RETIRED NUMBERS

Michel Briere	21
---------------	----

DODGE PERFORMER OF THE YEAR

Mario Lemieux	1988, 1989
---------------	------------

DODGE PERFORMANCE OF THE YEAR

Mario Lemieux	1988
---------------	------

DODGE RAM TOUGH AWARD

Mario Lemieux	1989
---------------	------

PRO SET NHL PLAYER OF THE YEAR

Mario Lemieux	1992
---------------	------

NHL PLUS/MINUS AWARD

Mario Lemieux	1993
Ron Francis	1995

100 POINT CLUB

Pierre Larouche	1975-76
Jean Pronovost	1975-76
Mario Lemieux	1984-85, 1985-86, 1986-87, 1987-88, 1988-89, 1989-90, 1991-92, 1992-93, 1995-96, 1996-97
Rob Brown	1988-89
Paul Coffey	1988-89, 1989-90
Mark Recchi	1990-91
Kevin Stevens	1991-92, 1992-93
Rick Tocchet	1992-93
Ron Francis	1992-93, 1995-96
Jaromir Jagr	1995-96, 1997-98, 1998-99, 2000-01

ART ROSS TROPHY

Mario Lemieux	1988, 1989, 1992, 1993, 1996, 1997
Jaromir Jagr	1995, 1998, 1999, 2000, 2001

HART MEMORIAL TROPHY

Mario Lemieux	1988, 1993, 1996
Jaromir Jagr	1999

LADY BYNG TROPHY

Rick Kehoe	1981
Ron Francis	1995, 1998

CONN SMYTHE TROPHY

Mario Lemieux	1991, 1992
---------------	------------

CALDER MEMORIAL TROPHY

Mario Lemieux	1985
---------------	------

JAMES NORRIS TROPHY

Randy Carlyle	1981
---------------	------

FRANK SELKE TROPHY

Ron Francis	1995
-------------	------

BILL MASTERTON TROPHY

Lowell MacDonald	1973
Mario Lemieux	1993

LESTER B. PEARSON AWARD

Mario Lemieux	1986, 1988, 1993, 1996
Jaromir Jagr	1999, 2000

NHL FIRST TEAM ALL-STAR

Randy Carlyle - D	1981
Mario Lemieux - C	1988, 1989, 1993, 1996, 1997
Paul Coffey - D	1989
Kevin Stevens - LW	1992
Jaromir Jagr - RW	1995, 1996, 1998, 1999, 2000, 2001

NHL SECOND TEAM ALL-STAR

Mario Lemieux - C	1986, 1987, 1992, 2001
Paul Coffey - D	1990
Kevin Stevens - LW	1991, 1993
Tom Barrasso - G	1993
Larry Murphy - D	1993, 1995
Jaromir Jagr - RW	1997

NHL ALL-ROOKIE TEAM

Mario Lemieux - C	1985
Warren Young - LW	1985
Zarley Zalapski - D	1989
Jaromir Jagr - RW	1991
Patrick Lalime - G	1997

ALL-STAR GAME



SEASON	SITE	TEAM	PLAYER	G MP	A	PTS GA
2001-02	Los Angeles	North America	Mario Lemieux	1	0	1
2000-01	Denver	World	Jaromir Jagr*\$	1	0	1
		World	Alexei Kovalev	1	1	2
		North America	Mario Lemieux	1	1	2
1999-00	Toronto	World	Jaromir Jagr*	1	0	1
1998-99	Tampa Bay	World	Jaromir Jagr*	0	1	1
		World	Martin Straka	0	0	0
1997-98	Vancouver	World	Jaromir Jagr	1	0	1
1996-97	San Jose	Eastern Conference	Mario Lemieux*	2	1	3
		Eastern Conference	Kevin Hatcher	0	0	0
		Eastern Conference	Jaromir Jagr*\$	--	--	--
1995-96	Boston	Eastern Conference	Mario Lemieux*	0	2	2
		Eastern Conference	Jaromir Jagr*	1	0	1
1994-95		Eastern Conference	Ron Francis	0	1	1
1993-94	New York (MSG)	Eastern Conference	Jaromir Jagr\$	--	--	--
		Eastern Conference	Larry Murphy	0	0	0
		Eastern Conference	Joe Mullen	1	1	2
1992-93	Montreal	Wales Conference	Mario Lemieux*\$	--	--	--
		Wales Conference	Kevin Stevens*	1	2	3
		Wales Conference	Jaromir Jagr*	1	1	2
1991-92	Philadelphia	Wales Conference	Rick Tocchet&	2	0	2
		Wales Conference	Mario Lemieux*	0	1	1
		Wales Conference	Paul Coffey*	0	0	0
1990-91	Chicago	Wales Conference	Kevin Stevens*	1	0	1
		Wales Conference	Jaromir Jagr*	0	1	1
		Wales Conference	Bryan Trottier	1	0	1
		Wales Conference	Paul Coffey*	0	0	0
		Wales Conference	John Cullen	0	1	1
1989-90	Pittsburgh	Wales Conference	Mark Recchi	0	0	0
		Wales Conference	Kevin Stevens	1	0	1
		Wales Conference	Paul Coffey	0	2	2
1988-89	Edmonton	Wales Conference	Mario Lemieux* (MVP)	4	0	4
		Wales Conference	Rob Brown	0	0	0
		Wales Conference	Paul Coffey*	0	0	0
1987-88	St. Louis	Wales Conference	Mario Lemieux*	1	1	2
		Wales Conference	Paul Coffey*	0	0	0
1986-87	Quebec (2 games)	NHL ALL-STARS	Mario Lemieux* (MVP)	3	3	6
1985-86	Hartford	Wales Conference	Mario Lemieux*	0	3	3
1984-85	Calgary	Wales Conference	Mario Lemieux* (MVP)	2	1	3
1983-84	New Jersey	Wales Conference	Mike Bullard	0	0	0
1982-83	New York (LI)	Wales Conference	Rick Kehoe	0	0	0
1981-82	Washington	Wales Conference	Randy Carlyle	0	1	1
		Wales Conference	Michel Dion	30	2	2
1980-81	Los Angeles	Wales Conference	Randy Carlyle	0	0	0
		Wales Conference	Rick Kehoe	0	1	1
1979-80	Detroit	Wales Conference	Ron Stackhouse	1	0	1
1978-79	New York (MSG)	NHL ALL-STARS	No Penguins Selected			
1977-78	Buffalo	Wales Conference	Jean Pronovost	0	0	0
1976-77	Vancouver	Wales Conference	Jean Pronovost	0	0	0
		Wales Conference	Dave Burrows	0	0	0
		Wales Conference	Pierre Larouche	0	0	0
1975-76	Philadelphia	Wales Conference	Jean Pronovost	0	0	0
		Wales Conference	Syl Apps (MVP)	2	0	2
1974-75	Montreal	Wales Conference	Jean Pronovost	0	0	0
1973-74	Chicago	Western Conference	Dave Burrows	0	0	0
		Western Conference	Lowell MacDonald	1	1	2
		Western Conference	Al McDonough	1	0	1
1972-73	New York (MSG)	Western Conference	Lowell MacDonald	0	1	1
		Western Conference	Greg Polis (MVP)	2	0	2
1971-72	Bloomington, MN	Western Conference	Greg Polis	0	0	0
1970-71	Boston	Western Conference	Greg Polis	0	0	0
1969-70	St. Louis	Western Conference	Dean Prentice	1	0	1
		Western Conference	Bob Woytowich	0	1	1
1968-69	Montreal	Western Conference	Ken Schinkel	0	0	0
1967-68	Toronto	NHL ALL-STARS	Ken Schinkel	0	0	0

* = Starter \$ = Did not play due to injury & = Named as replacement



COMEBACKS

Nov. 4, 1972 (Pittsburgh) - The Rangers held a 4-1 lead late in the first period, before Pittsburgh rallied for a 6-4 win. Bryan Hextall scored twice and Eddie Shack netted the game-winner.

Mar. 29, 1972 (Pittsburgh) - California led 4-1 at 14:34 of the second period, before Pittsburgh tallied four consecutive goals. Jean Pronovost recorded the game-winner at 14:34 of the third.

Apr. 1, 1973 (Pittsburgh) - Philadelphia led 4-1 before the Pens recorded four unanswered goals. Jean Pronovost recorded the winner at 18:47 of the third.

Feb. 28, 1976 (Pittsburgh) - Vancouver led 4-1 at 14:04 of the second, before the Pens posted four unanswered goals. Bob Kelly netted the game-winner at 10:39 of the third.

Dec. 26, 1977 (Toronto) - Toronto held a 3-0 lead at the mid-way point of the first period, but two Jean Pronovost goals along with Blair Chapman's goal at 19:28 of the third gave the Pens a 5-4 win.

Dec. 31, 1978 (Detroit) - Detroit led 4-0 at 15:11 of the second, but five Penguins recorded goals for the 5-4 win. Randy Carlyle scored at 19:53 of the third for the win.

Oct. 23, 1985 (Toronto) - Pittsburgh trailed 4-1 in the second period, but came back for a 5-4 victory. Jim McGeough recorded the game-winner at 18:28.

Jan. 19, 1985 (Pittsburgh) - Chicago led 4-0 at the end of the first period, but Pittsburgh tallied five times in the second for a 5-4 win. Troy Loney picked-up the game-winner.

Oct. 9, 1986 (Pittsburgh) - Washington jumped out to a 3-0 lead in the season opener, but Randy Carlyle's hat trick gave the Penguins a 5-4 victory.

Feb. 24, 1986 (Pittsburgh) - Los Angeles led 4-0 after one period, but won 6-5 with Doug Shedden's overtime goal at 3:54. It was Pittsburgh's first overtime victory.

Nov. 25, 1987 (Pittsburgh) - Quebec led 4-0 at the 12-minute mark of the second, but Pittsburgh reeled off six goals, including Rob Brown's game-winner at 11:35 of the third.

Dec. 20, 1987 (NY Rangers) - The Rangers took a quick 3-0 lead, but Pittsburgh recorded four goals in the first en route to an 8-4 win.

Jan. 3, 1987 (Pittsburgh) - Montreal led 3-0 after the first, but Pittsburgh recorded six consecutive goals to win 6-4. Randy Cunneyworth scored twice, including the game-winner at 8:49 of the third.

Mar. 25, 1989 (Pittsburgh) - New Jersey built a 3-0 lead after one period, but Mario Lemieux's third goal with five seconds left gave Pittsburgh a 5-4 win.

Feb. 22, 1990 (Pittsburgh) - The Islanders led 3-0 after one period, but Pittsburgh battled back for a 4-3 win on Randy Gilhen's goal at 4:26 of the third.

Oct. 15, 1991 (NY Islanders) - The Penguins trailed 5-2 just 20 seconds into the third period, but tied the game with four goals in the final frame, including two by Mario Lemieux. Phil Bourque's tally at 2:30 gave Pittsburgh a 7-6 win.

Feb. 21, 1991 (Pittsburgh) - Toronto led 3-0 in the second before Pittsburgh netted six in a row on the way to an 11-4 win.

Dec. 12, 1993 (Pittsburgh) - New Jersey led 3-0 in the first, but Kevin Stevens completed his hat trick in overtime to give Pittsburgh a 6-5 win.

Dec. 7, 1995 (Pittsburgh) - Montreal led 4-0 in the second, but Pittsburgh answered with seven unanswered goals, two each by Mario Lemieux and Tomas Sandstrom, for a 7-5 win.

Nov. 1, 1997 (Pittsburgh) - Vancouver led 6-3 in the second, but the Penguins scored four unanswered goals, including Rob Brown's overtime game-winner for a 7-6 win.

Feb. 10, 2001 (Pittsburgh) - New Jersey jumped out to a 3-0 first period lead, only to watch the Penguins tally four straight goals to give the home team a one goal cushion. The Devils tied the game with 4:12 to play, but Alexei Kovalev completed his hat trick at 18 seconds of overtime to pull out the 5-4 win.

Feb. 17, 2001 (Columbus) - The Penguins trailed the Blue Jackets, 2-1, with under a minute to play when Robert Lang tallied at 19:10 to force overtime. Alexei Kovalev then iced the game at 1:19 of the extra frame.

Mar. 31, 2001 (Pittsburgh) - The Penguins spotted St. Louis a 3-1 lead after two periods, but third period scores by Alexei Kovalev, Mario Lemieux and Jaromir Jagr (2) gave Pittsburgh a 5-3 victory at home.

UNIFORM HISTORY



When the Penguins made their NHL debut at home on Oct. 11, 1967, the team wore the colors dark blue, light blue and white. Both the home (white) and away (light blue) uniforms simply had the word "Pittsburgh" written diagonally down the front of the sweater with three dark blue stripes around the sleeves and bottom. The logo, although not on the sweater, featured a hockey-playing penguin in a scarf over an inverted triangle, symbolizing the golden triangle of downtown Pittsburgh. The penguin and triangle were set inside a circle bearing the team name.

The following season (1968-69), the uniforms were changed so that the logo appeared on the game sweaters. The logo remained essentially the same, although the penguin was no longer wearing a scarf. The white home uniforms had a wide band of dark blue around each sleeve and the bottom, while the light blue away sweater had bands of white trimmed in dark blue.

The uniforms were changed again four years later (1972-73). The circle around the logo was removed, leaving only a penguin and triangle. Added to the uniforms were inserts of color on the shoulders.


On Jan. 30, 1980, the Penguins wore black and gold for the first time. With the Steelers winning the Super Bowl and the Pirates capturing the World Series title in the same year, the struggling Penguins hoped to gain fan support by aligning their colors with the other teams in the "City of Champions."

Boston protested the color change to the NHL, arguing that black and gold had always been exclusively associated with the Bruins. However, the Penguins prevailed by virtue of a precedent set by the Pittsburgh Pirates hockey club of the late 1920's, which sported the colors. The Penguins' new uniforms were the same design as the previous ones, with black replacing dark blue and gold replacing light blue. From 1981-82 through the 1984-85 season, the team alternated wearing gold sweaters with white at home.

The black and gold uniforms remained unchanged until 1992-93, when the triangle and penguin logo was modernized. The white home sweaters featured the new logo on the front and gold shoulder inserts. The black away sweaters had the city's name diagonally down the front, much like the original team uniforms, with the new logo on each shoulder.

During the 1995-96 season, the Penguins were one of five NHL teams to introduce a third jersey. The Penguins' new uniform, which made its debut on Jan. 27, 1996 vs. the Philadelphia Flyers, featured a black background with a new, modernized logo design including innovative striping and a blend of team colors. This sweater eventually replaced the black "Pittsburgh" away sweater in 1997-98, and now serves as the team's uniform away from the igloo.

During the 1999-00 season, the Penguins introduced a new third jersey with an eye for the past. The black sweater features the popular "skating penguin" logo, which the team wore during its 1991 and 1992 Stanley Cup championship seasons, and the newest color addition, Las Vegas Gold. That sweater was made the team's primary road uniform prior to the 2002-03 season, and a new white jersey featuring the same design was introduced for home games.





UNIFORM NUMBERS

- 1** Hank Bassen, Joe Daley, Paul Hoganson, Cam Newton, Roy Edwards, Jim Rutherford, Bob Johnson, Gordon Laxton, Denis Herron, Richard Harrison, Steve Guenette, Pat Riggins, Wendell Young, Rob Dopson, Peter Skudra & **Johan Hedberg**
- 2** Leo Boivin, Duane Rupp, Bob Paradise, Ed Van Impe, Tom Edur, Tom Bladon, Pat Price, Gilles Lupien, Brian Lundberg, Phil Bourque, Greg Fox, Joe McDonnell, Todd Charlesworth, Chris Dahlquist, Jim Paek, Chris Tamer & **Josef Melichar**
- 3** Al MacNeil, John Arbour, Bob Woytowich, Tim Horton, Jack Lynch, Ron Stackhouse, Bennett Wolf, Norm Schmidt, Doug Bodger, Jim Kyle, Jim Paek, Grant Jennings, Sergei Zubov, Stefan Bergkvist, Dan Trebil, Marc Bergevin & **Jamie Pushor**
- 4** Noel Price, Bob Blackburn, Dave Burrows, Dale Tallon, Paul Baxter, Marty McSorley, Phil Bourque, Chris Dahlquist, Dwight Schofield, Larry Murphy, Gord Dineen, Greg Andrusak, Greg Hawgood, Corey Foster, Kevin Hatcher, Jeff Norton, Bobby Dallas, Jamie Pushor & **Mike Wilson**
- 5** Dick Mattiussi, Ted Lanyon, Bryan Watson, Ab DeMarco, Barry Wilkins, Steve Lyon, Mario Faubert, Lex Hudson, Ron Meighan, Bryan Maxwell, Mike Rowe, Ville Siren, Gord Dineen, Ulf Samuelsson, Brad Werenka & **Janne Laukkanen**
- 6** Dunc McCallum, Tracy Pratt, Sheldon Kannegiesser, Ron Jones, Colin Campbell, Tom Price, Kim Clackson, Bennett Wolf, Erol Thompson, Greg Holtham, Jim Johnson, Todd Charlesworth, Scott Young, Jeff Chychrun, Peter Ahola, Mike Ramsey, Neil Wilkinson, Bob Boughner & **Rick Berry**
- 7** Art Stratton, Lou Angolli, Bryan Hextall, Steve Durbano, Russ Anderson, Rick MacLeish, Ian Turnbull, Rod Buskas, Joe Mullen & **Andrew Ference**
- 8** Val Fonteyne, Jim Wiley, Rick Kehoe, Hartland Monahan, Dave Schultz, Mike Meeker, Bob Stewart, Dave Burrows, Randy Boyd, Tom O'Regan, Petteri Lehto, Terry Ruskowski, Perry Ganchar, Mark Recchi, Bryan Smolinski, Kevin Miller, Gary Valk, Bobby Dallas & **Hans Jonsson**
- 9** Andy Bathgate, Charlie Burns, Billy Hicke, Al McDonough, Chuck Amason, Simon Nolel, Blair Chapman, Mark Johnson, Stan Jonathan, Rich Sutter, Ron Flockhart, John Chabot, Will Paiement, Andrew McBain, Tony Tanti, Ron Francis, Len Barrie, Dan Quinn, Greg Johnson, German Titov, Rene Carbet & Jeff Toms
- 10** Earl Ingarfield, George Swarbrick, Keith McCreary, Robin Burns, Ted Snell, Pierre Larouche, Peter Lee, Gary Rissling, Bob Errey, Wayne Babych, Ron Duguay, Dan Quinn, Barry Pederson, Ron Francis & **Ville Nieminen**
- 11** Gene Ubriaco, Tracy Pratt, Nick Harbaruk, Bernie Lukowich, Vic Hadfield, John Flesch, Tom Cassidy, George Fergusson, Anders Hakansson, Rocky Saganuik, Tim Tookey, Troy Loney, Dwight Mathiasen, Lee Giffin, Alain Lemieux, Warren Young, John Cullen, Alek Stojanov, Shawn Antoski & Darius Kasparaitis
- 12** Ken Schinkel, Blaine Stoughton, Kelly Pratt, Greg Malone, Mitch Lamoreux, Dean DeFazio, Tom O'Regan, Tom Roulston, Bob Errey, Larry Depalma, Troy Murray, Chris Wells, Richard Park, Sean Pronger, Martin Sonnenberg & Billy Tibbetts
- 13** Jim Hamilton & Charlie Simmer
- 14** Billy Dea, Rick Kessell, Ron Snell, Lowell MacDonald, Rene Robert, Wayne Bianchin, Nick Libett, Doug Shedden, Dan Quinn, Chris Kontos, Bryan Erickson, Jock Callander, Gordie Roberts, Dave Tippett, Brad Lauer, Stu Barnes, Pat Falloon & **Milan Kraft**
- 15** Bob Dillabough, Billy Harris, George Swarbrick, Steve Cardwell, Yvon Labre, Brian McKenzie, Rick Kessell, Bob McManama, Stan Gilbertson, Pat Bouteille, Gary Rissling, Randy Cunneyworth, Dave Capuano, Doug Smith, Randy Gilhen, Shawn McEachern, Dmitri Mironov, Josef Beranek, Robert Dome, Roman Simicek & **Wayne Primeau**
- 16** Wayne Hicks, Ron Snell, Glen Sather, Sheldon Kannegiesser, Ron Lalonde, Lew Morrison, Derek Sanderson, Kim Davis, Mike Meeker, Gary McAdam, Bennett Wolf, Marc Chorney, Mark Taylor, Jim McGeough, Kevin LaVallee, Charlie Simmer, Steve Gotaas, Jay Caulfield, Mike Hudson, Joe Dziedzic, Eddie Olczyk, Jeff Serowik, Dennis Bonvie & **Kris Beech**
- 17** Billy Speer, Bill LeCaine, Ron Schack, Rick Kehoe, Lee Giffin, Brad Ailken, Tomas Sandstrom, Peter Ferraro, Brian Bonin, Tom Chorske & **Toby Petersen**
- 18** George Konik, Wally Boyer, Lowell MacDonald, Ross Lonsberry, Kevin McClelland, Tom Roulston, Craig Simpson, Jimmy Mann, Mark Recchi, Richard Zemlak, Jeff Daniels, Ken Priestley, Francois Leroux, Garry Valk, Patrick Lebeau, Ryan Savoia, Josef Beranek & **Shean Donovan**
- 19** Bob Rivard, Jean Pronovost, Dale Tallon, Greg Sheppard, Rick MacLeish, Grant Sasser, Arto Javanainen, Willy Lindstrom, Dave McLlwain, Randy Gilhen & Bryan Trottier
- 20** Ab McDonald, Bob Woytowich, Dean Prentice, Robin Burns, John Stewart, Steve Cardwell, Yvon Labre, Jacques Cossette, Yves Bergeron, Pete Mahovich, Paul Marshall, Paul Gardner, Gary Rissling, Moe Mantha, Dave Hunter, Dave Hannan, Jamie Leach, Jeff Daniels, Luc Robitaille, Bryan Smolinski, Greg Johnson, Roman Oksuta & Robert Lang
- 21** Keith McCreary & Michel Briere

UNIFORM NUMBERS



- 22** Paul Andrea, Greg Polis, Bob Kelly, Brian Spencer, Kim Davis, Mike Bullard, Neil Bolland, Dwight Mathiasen, Jim McGeough, Chris Joseph, Wayne Van Dorp, Steve Dykstra, Paul Stanton, Rick Tocchet, Norm Maciver, Jason Woolley, Sven Butenschon, Dan LaCouture & **Randy Robitaille**
- 23** Mel Pearson, Jean Guy Legace, Doug Barie, Rick Kessell, John Stewart, Bob Leiter, Eddie Shack, Larry Bignell, Nelson DeBenedet, Ed Gilbert, Jim Hamilton, Rod Schutt, Gary Rissling, Doug Lecuyer, Rich Sutter, Andy Brickley, Wally Weir, Randy Hillier, Kjell Samuelsson, Paul Stanton, Chris Joseph, Domenic Pittis, Fredrik Olausson, Victor Ignatjev, Steve Leach, Dan Trebil & Steve McKenna
- 24** Gary Swain, Rod Zaine, Tim Horton, Eddie Shack, Jean Guy Lagace, Larry Bignell (playoffs only), Mario Faubert, Don Awrey, Bob Paradise, Pat Hughes, Marc Chorney, Pat Graham, Rob Garner, Ted Bulley, Kevin McCarthy, Roger Belanger, Dwight Mathiasen, Troy Loney, Doug Brown & **Ian Moran**
- 25** Robin Burns, John Stewart, Darryl Edstrand, Nick Beverly, Dennis Owchar, Greg Redquest, Tom Price, Randy Carlyle, Kevin McCarthy, Ted Nolan, Norm Schmidt, Alek Stajonov, Dan Kesa, Jeff Norton & Kevin Stevens
- 26** Dunc McCallum, Mike McMahon, Syl Apps, Pete Mahovlich, Orest Kindrachuk, Paul Mulvey, Steve Gatzos, Wayne Babych, Mike Blaisdell, Mark Kachowski, Mike Stopleton, Richard Park, Dave McLlwain, Petr Klima, Darius Kasparaitis, Gary Valk, Frantisek Kucera & **Kent Manderville**
- 27** Jim Morrison, Joe Noris, Jim Shires, Hank Nowak, Yves Bergeron, Pete Laframboise, Mike Corrigan, Jacques Cossette, Rod Schutt, Todd Charlesworth, Gilles Meloche, Scott Bjugstad, Gilbert Delorme, Glen Murray, Eddie Olczyk & **Alexei Kovalev**
- 28** Harvey Bennett, Mario Faubert, Gene Carr, Tom Price, Jim Hamilton, Bob Simpson, Tim Hryniewicz, Bruce Crowder, Robert Geale, Steve Gatzos, Dan Frawley, Gordie Roberts, Kjell Samuelsson, Greg Andrusak, Jeff Christian, Craig Muni, Dan Kesa & **Michal Rozsival**
- 29** Al Smith, Jim Rutherford, Denis Herron, Andy Brown, Gary Inness, Bob Stumpf, Dunc Wilson, Greg Millen, Michel Dion, Phil Bourque, Markus Naslund, Tyler Wright & Krzysztof Oliwa
- 30** Les Binkley, Marv Edwards, Cam Newton, Andy Brown, Gary Inness, Bob Taylor, Gordon Laxton, Paul Gardner, Kim Davis, Gary Edwards, Roberto Romano, Steve Guenette, Alain Chevrier, Philippe DeRouville & **Jean-Sebastien Aubin**
- 31** Michel Plasse, Nick Ricci, Vincent Tremblay, Brian Ford, Carl Mokosak, Rich Tabaracci, Tom Barrasso, Ken Wreggel, Ron Tugnutt & Rich Parent
- 32** Dave Hannan, Dave Goertz, Pat Mayer, Peter Taglianetti, John Slaney & Greg Crozier
- 33** Tony Felthin, Bob Simpson, Rocky Saganuik, Bob Gladney, Doug Bodger, Mike Rowe, Mitch Wilson, Zarley Zalapski, Bryan Fogarty, Marty McSorley, Jim McKenzie, Stefan Bergkvist, Alex Hicks & **Dan LaCouture**
- 34** Andre St. Laurent, Tam Thornbury, Greg Tebbutt, Randy Hillier, Ted Nolan, Todd Charlesworth, Lee Griffin, Dwight Mathiasen, Scott Young, Dave Michayluk (playoffs only), Greg Brown, Rusty Fitzgerald, Jeff Christian, Peter Popovic & Garth Snow
- 35** Roberto Romano, Warren Young, Darren Lowe, Ron Duguay, Brad Aitken & Tom Barrasso
- 36** Jock Callender, Pat Neaton, Greg Andrusak, Corey Foster, Brad Lauer, J.J. Daigneault & Matthew Barnaby
- 37** Justin Duberman, Ladislav Karabin, Greg Andrusak & Kip Miller
- 38** Scott Gruhl, Jiri Hrdina, Peter Allen, Andreas Johansson & **Jan Hrdina**
- 39** Mike Needham & Peter Allen
- 40** Frank Pietrangelo & Patrick Lalime
- 42** Tuomas Gronman
- 43** Jeff Daniels
- 44** Todd Nelson, Drake Berehowsky, Ed Patterson & Rob Brown
- 45** Mike Needham (playoffs only), Glen Mulvenna & Martin Sonnenberg
- 46** Victor Ignatjev, Pavel Skrbek & Jeff Toms
- 47** Maxim Galanov
- 48** Sven Butenschon & Jeff Serowik
- 49** Greg Andrusak
- 51** Dave Roche
- 52** Rusty Fitzgerald
- 55** Larry Murphy & Drake Berehowsky
- 56** Sergei Zubov
- 57** Chris Ferraro
- 59** Robert Dome
- 66** **Mario Lemieux**
- 68** Jaromir Jagr
- 71** Jiri Slegr
- 72** Jeff Christian
- 76** Richard Park
- 77** Paul Coffey
- 82** **Martin Straka**
- 85** Petr Klima
- 92** Rick Tocchet
- 93** Petr Nedved
- 95** **Aleksey Morozov**



1967-68

Record: 27-34-13, Fifth in Western Division

SEASON HIGHLIGHTS

Andy Bathgate scores the first franchise goal against Rogie Vachon and Montreal on Oct. 11.

Pittsburgh records the first victory in franchise history on Oct. 13, 3-1 at St. Louis.

The Penguins record their first home win, 4-2, over Chicago on Oct. 21. They also become the first expansion team to defeat one of the "Original Six."

Les Binkley records Pittsburgh's first shutout, 1-0, on Nov. 4 at Oakland.

Ken Schinkel represents the Penguins at the NHL All-Star Game in Toronto.

TRANSACTIONS

June 6, 1967 - Obtained Lou Andrea, Dunc McCallum and George Konik from the New York Rangers for Larry Jeffrey.

Feb. 27, 1968 - Obtained Wayne Hicks from Philadelphia for Art Stratton.

SCORING

PLAYERS	GP	G	A	PTS	PIM
Andy Bathgate	74	20	39	59	55
Ab McDonald	74	22	21	43	38
Art Stratton	70	16	25	41	20
Ken Schinkel	57	14	25	39	19
Earl Ingarfield	50	15	22	37	12
Val Fonteyne	69	6	28	34	0
Gene Ubriaco	65	18	15	33	16
Nael Price	70	6	27	33	48
Paul Andrea	65	11	21	32	2
Billy Dea	73	16	12	28	6
Keith McCreary	70	14	12	26	44
Leo Boivin	73	9	13	22	74
Wayne Hicks	47	6	14	20	8
Bob Dillabough	47	7	12	19	18
Bob Rivard	27	5	12	17	4
Bill Speer	68	3	13	16	44
George Konik	52	7	8	15	26
Al MacNeil	74	2	10	12	58
Dunc McCallum	32	0	2	2	36
Dick Mattiussi	32	0	2	2	18
Mel Pearson	2	0	1	1	0
Ted Lanyon	5	0	0	0	4
Hank Bassen	25	0	0	0	8
Les Binkley	54	0	0	0	0

GOALTENDING

GOALIE	W-L-T	GP	MP	GA	SO	GAA
Les Binkley	20-24-10	54	3141	151	6	2.88
Hank Bassen	7-10-3	25	1299	62	1	2.86
TOTALS	27-34-13	74	4440	216	7	2.92

GAMES

DATE	RESULT	SCORE	OPPONENT
Oct. 11	L	1-2	MONTREAL
Oct. 13	W	3-1	ST. LOUIS
Oct. 14	L	2-4	ST. LOUIS
Oct. 18	T	3-3	MINNESOTA
Oct. 19	L	0-1	Philadelphia
Oct. 21	W	4-2	CHICAGO
Oct. 22	L	4-6	New York
Oct. 25	W	4-1	OAKLAND
Oct. 28	L	3-5	LOS ANGELES
Oct. 29	L	2-4	Boston
Nov. 1	W	4-1	Minnesota
Nov. 4	W	1-0	Oakland
Nov. 8	T	1-1	PHILADELPHIA
Nov. 9	L	1-5	Detroit
Nov. 11	L	1-5	ST. LOUIS
Nov. 15	W	5-0	PHILADELPHIA
Nov. 18	W	5-3	St. Louis
Nov. 22	W	4-1	BOSTON
Nov. 24	L	3-5	Los Angeles
Nov. 25	T	2-2	Oakland
Nov. 29	W	6-1	OAKLAND
Dec. 2	L	1-4	NEW YORK
Dec. 3	L	1-6	Detroit
Dec. 6	L	2-7	Chicago
Dec. 9	W	3-2	Minnesota
Dec. 10	L	4-7	MINNESOTA
Dec. 13	W	2-1	Toronto
Dec. 16	T	1-1	CHICAGO
Dec. 17	L	1-2	Philadelphia
Dec. 21	L	1-4	Los Angeles
Dec. 23	W	4-0	MINNESOTA
Dec. 25	W	4-3	LOS ANGELES
Dec. 27	T	0-0	OAKLAND
Dec. 29	L	1-2	St. Louis
Dec. 30	L	2-5	DETROIT
Jan. 4	W	4-3	LOS ANGELES
Jan. 6	T	2-2	PHILADELPHIA
Jan. 7	L	1-3	Philadelphia
Jan. 10	L	3-4	MONTREAL
Jan. 12	W	4-3	TORONTO
Jan. 13	L	0-7	Toronto
Jan. 17	T	1-1	Oakland
Jan. 18	L	2-3	Los Angeles
Jan. 20	W	8-5	DETROIT
Jan. 21	L	3-3	Minnesota
Jan. 27	L	3-5	LOS ANGELES
Jan. 28	W	1-0	Boston
Jan. 31	L	4-9	St. Louis
Feb. 1	W	2-0	ST. LOUIS
Feb. 3	T	3-3	TORONTO
Feb. 7	W	4-1	Oakland
Feb. 8	L	1-3	Los Angeles
Feb. 10	T	2-2	NEW YORK
Feb. 14	W	6-3	MINNESOTA
Feb. 16	L	1-3	ST. LOUIS
Feb. 17	L	3-4	Montreal
Feb. 21	T	1-1	PHILADELPHIA
Feb. 24	L	1-3	OAKLAND
Feb. 25	W	2-1	Philadelphia
Feb. 27	L	3-5	BOSTON
Mar. 2	T	6-6	OAKLAND
Mar. 6	L	2-4	St. Louis
Mar. 7	T	2-2	Minnesota
Mar. 9	W	3-1	LOS ANGELES
Mar. 13	L	3-4	Chicago
Mar. 16	L	4-6	Montreal
Mar. 17	L	0-3	New York
Mar. 20	W	4-2	ST. LOUIS
Mar. 23	L	0-3	Minnesota
Mar. 24	T	4-4	MINNESOTA
Mar. 26	W	2-1	Los Angeles
Mar. 27	W	7-4	Oakland
Mar. 30	W	2-0	Philadelphia
Mar. 31	W	5-1	PHILADELPHIA

CAPS = Home Games

1968-69



Record: 20-45-11, Fifth in Western Division

SEASON HIGHLIGHTS

The Penguins record their first franchise victory in Montreal, 5-2, on Jan. 2.

Ken Schinkel makes his second appearance in the NHL All-Star Game

Keith McCreary scores 25 goals to pace the Penguins.

The Penguins finish the season with a six-game unbeaten streak (5-0-1).

TRANSACTIONS

June 11, 1968 - Obtained Lou Angotti from St. Louis for Ab McDonald.

Nov. 29, 1968 - Obtained Billy Harris from Oakland for Bob Dillabough.

Jan. 24, 1969 - Obtained Duane Rupp from Minnesota for Leo Boivin.

Jan. 30, 1969 - Obtained George Swarbrick, Bryan Watson and Tracy Pratt from Oakland for Earl Ingarfield, Dick Mattiussi and Gene Ubriaco.

SCORING

PLAYERS	GP	G	A	PIS	PIM
Ken Schinkel	76	18	34	52	18
Charlie Burns	76	13	38	51	22
Keith McCreary	70	25	23	48	42
Earl Ingarfield	66	16	30	46	12
Jean Pronovost	76	16	25	41	41
Gene Ubriaco	75	19	18	37	28
Lou Angotti	71	17	20	37	36
Val Fonteyne	74	12	17	29	2
Wally Boyer	62	10	19	29	17
Bob Woytowich	71	9	20	29	62
Leo Boivin	69	6	19	25	42
Billy Harris	73	7	17	24	10
George Swarbrick	69	4	19	23	103
Noel Price	73	2	18	20	61
Bob Dillabough	62	7	12	19	6
Billy Dea	66	10	8	18	4
Dunc McCallum	62	5	13	18	81
Duane Rupp	59	5	11	16	32
Paul Andrea	25	7	6	13	2
Dick Mattiussi	36	1	11	12	30
Bryan Watson	68	2	7	9	132
Bill Speer	34	1	4	5	27
Tracy Pratt	18	0	5	5	34
Ron Snell	4	3	1	4	6
Doug Barrie	8	1	1	2	8
Gary Swain	9	1	1	2	0
John Arbour	17	0	2	2	35
Jean Guy Lagace	17	0	1	1	14
Bill Leckie	4	0	0	0	0
Joe Daley	29	0	0	0	2
Les Binkley	50	0	0	0	0
Marv Edwards	1	0	0	0	0

GOALTENDING

GOALIE	W-L-T	GP	MP	GA	SO	GAA
Joe Daley	10-13-3	29	1615	87	2	3.23
Les Binkley	10-31-8	50	2885	158	0	3.29
Marv Edwards	0-1-0	1	60	3	0	3.00
TOTALS	20-45-11	76	4560	252	2	3.32

GAMES

DATE	RESULT	SCORE	OPPONENT
Oct. 12	T	1-1	MONTREAL
Oct. 16	T	2-2	Toronto
Oct. 17	L	0-3	Philadelphia
Oct. 19	L	1-5	BOSTON
Oct. 23	L	5-8	CHICAGO
Oct. 26	W	4-2	ST. LOUIS
Oct. 30	L	3-7	New York
Nov. 2	L	2-3	Los Angeles
Nov. 3	W	3-1	Oakland
Nov. 6	L	1-3	ST. LOUIS
Nov. 7	L	4-5	Montreal
Nov. 9	L	0-3	PHILADELPHIA
Nov. 13	L	5-6	Chicago
Nov. 14	L	4-6	CHICAGO
Nov. 16	L	1-2	NEW YORK
Nov. 20	L	2-5	Toronto
Nov. 21	W	3-1	OAKLAND
Nov. 23	T	2-2	LOS ANGELES
Nov. 27	T	3-3	TORONTO
Nov. 28	W	3-2	Chicago
Nov. 30	W	4-2	Los Angeles
Dec. 1	T	4-4	Oakland
Dec. 4	L	2-7	DETROIT
Dec. 7	T	1-1	ST. LOUIS
Dec. 8	L	1-4	TORONTO
Dec. 11	W	4-2	Minnesota
Dec. 14	L	1-2	LOS ANGELES
Dec. 15	L	3-5	Boston
Dec. 17	L	2-8	Philadelphia
Dec. 21	L	1-3	MINNESOTA
Dec. 22	L	1-3	Chicago
Dec. 25	W	6-3	DETROIT
Dec. 26	L	2-3	ST. LOUIS
Dec. 28	L	3-4	OAKLAND
Dec. 31	L	4-3	MONTREAL
Jan. 2	W	5-2	Montreal
Jan. 4	T	1-1	PHILADELPHIA
Jan. 5	L	1-2	Detroit
Jan. 9	W	7-2	MINNESOTA
Jan. 11	L	2-4	OAKLAND
Jan. 12	L	4-8	Boston
Jan. 15	W	3-1	Minnesota
Jan. 16	L	2-3	Detroit
Jan. 18	L	0-4	Los Angeles
Jan. 19	L	3-6	Oakland
Jan. 23	L	1-3	MINNESOTA
Jan. 25	L	0-2	TORONTO
Jan. 26	L	3-5	Philadelphia
Jan. 29	L	1-2	ST. LOUIS
Feb. 1	T	2-2	PHILADELPHIA
Feb. 2	L	3-7	New York
Feb. 5	W	3-2	NEW YORK
Feb. 8	L	2-4	LOS ANGELES
Feb. 9	L	1-3	Minnesota
Feb. 12	L	0-2	ST. LOUIS
Feb. 15	T	4-4	OAKLAND
Feb. 16	L	0-4	MONTREAL
Feb. 19	W	3-0	BOSTON
Feb. 20	L	0-3	Detroit
Feb. 22	W	3-2	DETROIT
Feb. 27	W	4-3	CHICAGO
Mar. 1	T	3-3	Toronto
Mar. 2	L	0-4	Boston
Mar. 5	W	4-2	ST. LOUIS
Mar. 8	L	3-5	NEW YORK
Mar. 12	L	3-4	New York
Mar. 15	L	1-3	Los Angeles
Mar. 16	L	2-7	Oakland
Mar. 19	L	2-3	BOSTON
Mar. 20	L	3-5	Montreal
Mar. 22	W	2-1	ST. LOUIS
Mar. 23	W	5-0	MINNESOTA
Mar. 25	W	3-1	Minnesota
Mar. 26	W	8-4	LOS ANGELES
Mar. 29	T	3-3	Philadelphia
Mar. 30	W	2-1	PHILADELPHIA



1969-70

Record: 26-38-12, Second in Western Division

SEASON HIGHLIGHTS

Leonard "Red" Kelly is named Penguins coach on July 2.

Bob Woytowich and Dean Prentice are named to the Western Division All-Star squad

Dean Prentice sets a new Penguins mark with 26 goals during the regular season

The Penguins sweep the Oakland Seals, 4-0, in the team's first playoff appearance

Red Kelly is named the Hockey News' "Coach of the Year."

TRANSACTIONS

June 6, 1969 - Obtained Ron Schock and Craig Cameron from St. Louis for Lou Angotti and a first round choice in the 1971 Entry Draft.

Oct. 28, 1969 - Obtained Mike McMahon from Detroit for Billy Dea.

SCORING

Players	GP	G	A	PTS	PIM
Dean Prentice	75	26	25	51	14
Ken Schinkel	72	20	25	45	19
Michel Briere	76	12	32	44	20
Jean Pronovost	72	20	21	41	45
Bob Woytowich	68	8	25	33	49
Bryan Hextall	66	12	19	31	87
Ron Schock	76	8	21	29	40
Keith McCreary	60	18	8	26	67
Glen Sather	76	12	14	26	114
Val Fonteyne	68	11	15	26	2
Wally Boyer	72	11	12	23	34
Nick Harbaruk	74	5	17	22	56
Jim Morrison	59	5	15	20	40
Duane Rupp	64	2	14	16	18
Tracy Pratt	65	5	7	12	124
Bob Blackburn	60	4	7	11	51
Bryan Watson	61	1	9	10	189
Mike McMahon	12	1	3	4	19
Rick Kessel	8	1	2	3	2
Ron Snell	3	0	1	1	0
George Swarbrick	12	0	1	1	8
Les Binkley	27	0	1	1	0
Dunc McCallum	14	0	0	0	16
Al Smith	46	0	0	0	20
Bench					4

GOALTENDING

GOALIE	W-L-T	GP	MP	GA	SO	GAA
Joe Daley	1-5-3	9	528	26	0	2.95
Al Smith	15-20-8	46	2655	129	2	3.03
Les Binkley	10-13-1	27	1477	79	3	3.21
TOTALS	26-38-12	76	4560	234	5	3.13

GAMES

DATE	RESULT	SCORE	OPPONENT
Oct. 11	T	2-2	OAKLAND
Oct. 16	T	3-3	PHILADELPHIA
Oct. 18	T	3-3	BOSTON
Oct. 19	L	0-4	Boston
Oct. 21	L	3-4	Oakland
Oct. 22	L	0-2	Los Angeles
Oct. 25	W	4-1	Minnesota
Oct. 29	L	1-3	NEW YORK
Nov. 1	W	6-3	MINNESOTA
Nov. 2	L	3-4	Detroit
Nov. 5	L	2-4	DETROIT
Nov. 8	L	1-4	CHICAGO
Nov. 12	W	3-0	Toronto
Nov. 13	L	0-4	St. Louis
Nov. 15	W	3-1	LOS ANGELES
Nov. 19	L	0-4	ST. LOUIS
Nov. 22	W	5-3	PHILADELPHIA
Nov. 23	L	2-3	Chicago
Nov. 26	T	4-4	Minnesota
Nov. 29	W	5-3	OAKLAND
Nov. 30	T	3-3	Philadelphia
Dec. 3	W	2-1	DETROIT
Dec. 6	L	0-5	Toronto
Dec. 7	W	3-2	TORONTO
Dec. 10	W	2-0	Los Angeles
Dec. 12	L	1-4	Oakland
Dec. 14	L	1-2	Boston
Dec. 17	L	2-5	MONTREAL
Dec. 20	L	4-6	BOSTON
Dec. 21	L	0-4	Philadelphia
Dec. 26	W	3-2	New York
Dec. 27	L	0-3	CHICAGO
Dec. 31	W	4-2	MONTREAL
Jan. 3	L	0-6	St. Louis
Jan. 4	T	4-4	TORONTO
Jan. 7	L	3-5	NEW YORK
Jan. 8	L	1-3	Montreal
Jan. 10	L	3-5	DETROIT
Jan. 14	L	0-5	Chicago
Jan. 17	L	0-4	Toronto
Jan. 18	W	6-4	Philadelphia
Jan. 21	T	3-3	OAKLAND
Jan. 24	W	4-2	LOS ANGELES
Jan. 25	L	1-3	Boston
Jan. 26	T	4-4	TORONTO
Jan. 31	W	2-1	ST. LOUIS
Feb. 1	L	0-6	New York
Feb. 4	W	7-5	Minnesota
Feb. 7	W	3-1	LOS ANGELES
Feb. 8	W	6-3	MINNESOTA
Feb. 11	L	1-7	Chicago
Feb. 14	L	0-3	BOSTON
Feb. 15	W	4-2	Detroit
Feb. 17	W	4-2	PHILADELPHIA
Feb. 19	W	6-1	Los Angeles
Feb. 21	L	3-6	Oakland
Feb. 25	L	2-3	Montreal
Feb. 26	W	1-0	LOS ANGELES
Feb. 28	W	3-2	OAKLAND
Mar. 4	W	2-1	MONTREAL
Mar. 5	L	3-5	Detroit
Mar. 7	T	2-2	ST. LOUIS
Mar. 8	T	0-0	New York
Mar. 11	T	2-2	Oakland
Mar. 12	L	1-4	Los Angeles
Mar. 14	L	3-6	Minnesota
Mar. 18	L	0-2	NEW YORK
Mar. 19	L	1-3	St. Louis
Mar. 21	L	3-5	CHICAGO
Mar. 22	L	4-5	Montreal
Mar. 25	W	2-0	MINNESOTA
Mar. 28	W	2-1	Philadelphia
Mar. 29	T	5-5	ST. LOUIS
Apr. 1	W	4-1	PHILADELPHIA
Apr. 4	L	1-3	St. Louis
Apr. 5	L	1-5	MINNESOTA

1970-71



Record: 21-37-20, Sixth in Western Division

SEASON HIGHLIGHTS

Penguins post a seven-game home winning streak from Jan. 13 through Feb. 13.

Greg Polis is named to the Western Division All-Star Team.

Jean Pronovost records five points (2+3) during an 8-2 win against Detroit on Mar. 24.

The Penguins set a home record with 18 wins, and set a team record with 20 ties during the season.

TRANSACTIONS

Jan. 26, 1971 - Obtained Syl Apps and Sheldon Kannegiesser from the New York Rangers for Glen Sather.

Jan. 31, 1971 - Obtained Jean Guy Legace from Buffalo for Terry Bell.

SCORING

Players	GP	G	A	PTS	PIM
Bryan Hextall	76	16	32	48	133
Jean Pronovost	78	21	24	45	35
Andy Bathgate	76	15	29	44	34
Wally Boyer	68	11	30	41	30
Ron Schack	71	14	26	40	20
Dean Prentice	69	21	17	38	18
Ken Schinkel	50	15	19	34	6
Keith McCreary	59	21	12	33	24
Greg Polis	61	18	15	33	40
Duane Rupp	59	5	28	33	34
Dunc McCallum	77	9	20	29	95
Bob Woytowich	78	4	22	26	30
Nick Harbaruk	73	13	12	25	108
Syl Apps	31	9	16	25	19
Rod Zaine	37	8	5	13	21
Val Fonteyne	70	4	9	13	0
Glen Sather	46	8	3	11	96
Jim Morrison	73	0	10	10	32
Bob Blackburn	64	4	5	9	54
Bryan Watson	43	2	6	8	119
John Stewart	15	2	1	3	9
Robin Burns	10	0	3	3	4
Yvon Labre	21	1	1	2	19
Rick Kessel	6	0	2	2	2
Shel. Kannegiesser	18	0	2	2	29
Steve Cardwell	5	0	1	1	15
Lowell MacDonald	10	0	1	1	0
Paul Hoganson	2	0	0	0	0
Cam Newton	5	0	0	0	4
Les Binkley	34	0	0	0	0
Al Smith	47	0	0	0	41
Bench					6

GOALTENDING

GOALIE	W-L-T	GP	MP	GA	SO	GAA
Les Binkley	11-11-10	34	1870	89	2	2.85
Al Smith	9-22-9	45	2472	128	2	3.10
Cam Newton	1-3-1	5	281	16	0	3.41
Paul Hoganson	0-1-0	2	57	7	0	7.36
TOTALS	21-37-20	78	4680	240	4	3.07

GAMES

DATE	RESULT	SCORE	OPPONENT
Oct. 10	L	1-2	BUFFALO
Oct. 15	L	2-4	Minnesota
Oct. 17	T	0-0	PHILADELPHIA
Oct. 18	T	1-1	Buffalo
Oct. 21	L	2-4	Los Angeles
Oct. 23	W	3-1	California
Oct. 25	T	1-1	Vancouver
Oct. 28	W	5-3	LOS ANGELES
Oct. 31	L	2-5	CHICAGO
Nov. 1	L	2-3	Philadelphia
Nov. 4	W	8-3	VANCOUVER
Nov. 7	T	2-2	BOSTON
Nov. 8	T	3-3	Detroit
Nov. 10	L	1-5	LOS ANGELES
Nov. 11	T	3-3	New York
Nov. 14	W	6-1	CALIFORNIA
Nov. 19	L	0-1	ST. LOUIS
Nov. 21	W	6-1	DETROIT
Nov. 22	L	2-4	Boston
Nov. 24	T	4-4	Toronto
Nov. 25	T	4-4	BUFFALO
Nov. 28	L	1-5	Montreal
Nov. 29	L	2-6	New York
Dec. 2	T	3-3	MONTREAL
Dec. 5	W	3-1	VANCOUVER
Dec. 6	L	3-6	Boston
Dec. 8	W	4-0	TORONTO
Dec. 9	T	2-2	Minnesota
Dec. 11	L	2-3	St. Louis
Dec. 12	L	0-1	MINNESOTA
Dec. 16	L	2-4	TORONTO
Dec. 19	W	9-1	DETROIT
Dec. 20	L	1-2	Chicago
Dec. 23	L	1-6	New York
Dec. 25	L	4-8	Boston
Dec. 26	W	4-2	BOSTON
Dec. 30	T	3-3	Montreal
Dec. 31	W	4-1	MINNESOTA
Jan. 2	L	1-3	NEW YORK
Jan. 6	L	3-4	Philadelphia
Jan. 9	L	2-5	Toronto
Jan. 13	W	4-2	LOS ANGELES
Jan. 14	T	2-2	Detroit
Jan. 16	W	4-3	Vancouver
Jan. 20	W	4-2	California
Jan. 21	L	2-4	Los Angeles
Jan. 23	W	4-1	VANCOUVER
Jan. 27	W	3-1	TORONTO
Jan. 28	L	1-4	Chicago
Jan. 30	W	3-1	CHICAGO
Feb. 3	W	6-1	CALIFORNIA
Feb. 5	T	2-2	St. Louis
Feb. 7	L	0-1	Chicago
Feb. 9	L	1-4	Montreal
Feb. 10	W	5-3	PHILADELPHIA
Feb. 13	W	5-4	CHICAGO
Feb. 14	L	4-5	Minnesota
Feb. 17	L	3-4	Toronto
Feb. 18	T	6-6	Buffalo
Feb. 20	L	0-2	NEW YORK
Feb. 24	T	5-5	ST. LOUIS
Feb. 27	L	0-4	NEW YORK
Feb. 28	L	2-4	Detroit
Mar. 3	W	4-0	MONTREAL
Mar. 6	L	3-6	BOSTON
Mar. 7	T	3-3	CALIFORNIA
Mar. 10	T	2-2	PHILADELPHIA
Mar. 13	T	0-0	MINNESOTA
Mar. 14	L	1-5	MONTREAL
Mar. 17	L	2-5	California
Mar. 19	L	4-6	Vancouver
Mar. 20	L	4-8	Los Angeles
Mar. 24	W	8-2	DETROIT
Mar. 28	L	1-3	Philadelphia
Mar. 31	L	4-6	BUFFALO
Apr. 1	T	3-3	Buffalo
Apr. 3	L	3-4	St. Louis
Apr. 4	T	1-1	ST. LOUIS



1971-72

Record: 26-38-14, Fourth in Western Division

SEASON HIGHLIGHTS

Red Kelly relinquishes general manager duties, and Jack Riley is named to the post.

Jim Rutherford posts a seven-game unbeaten streak from Mar. 14 through Apr. 2.

Syl Apps sets a new team mark with 44 assists, and ties the team record with 59 points during the regular season.

Jean Pronovost and Greg Polis become the first Penguins to reach the 30-goal mark.

Pittsburgh returns to the playoffs, but is swept in the first round by Chicago, 4-0.

TRANSACTIONS

Jan. 11, 1972 - Obtained Al McDonough from Los Angeles for Bob Woytowich.

Mar. 4, 1972 - Obtained Eddie Shack from Buffalo for Rene Robert.

SCORING

Players	GP	G	A	PTS	PIM
Syl Apps	72	15	44	59	78
Jean Pronovost	68	30	23	53	12
Greg Polis	76	30	19	49	38
Ron Schock	77	17	29	46	22
Ken Schinkel	74	15	30	45	8
Bryan Hextall	78	20	24	44	126
Darryl Edestrand	77	10	23	33	52
Bob Leiter	78	14	17	31	18
Nick Harbaruk	78	12	17	29	46
Duanne Rupp	34	4	18	22	32
Bryan Watson	75	3	17	20	212
Val Fonteyne	68	6	13	19	0
Al McDonough	37	7	11	18	8
Rene Robert	49	7	11	18	42
Steve Cardwell	28	7	8	15	18
Eddie Shack	13	5	9	14	12
Dave Burrows	77	2	10	12	48
Tim Horton	44	2	9	11	40
John Stewart	25	2	8	10	23
Keith McCreary	33	4	4	8	22
Joe Norris	35	2	5	7	20
Shel Kannegiesser	54	2	4	6	47
Bob Woytowich	31	1	4	5	8
Bill Hicke	12	2	0	2	6
Brian McKenzie	6	1	1	2	4
Wally Boyer	1	0	1	1	0
Rick Kessel	3	0	1	1	0
Roy Edwards	15	0	1	1	0
Robin Burns	5	0	0	0	8
Les Binkley	31	0	0	0	2
Jim Rutherford	40	0	0	0	16
Bench					8

GOALTENDING

GOALIE	W-L-T	GP	MP	GA	SO	GAA
Roy Edwards	2-8-4	15	847	36	0	2.55
Jim Rutherford	17-15-5	40	2160	116	1	3.22
Les Binkley	7-15-5	31	1673	98	0	3.51
TOTALS	26-38-14	78	4680	258	1	3.30

GAMES

DATE	RESULT	SCORE	OPPONENT
Oct. 9	W	3-2	PHILADELPHIA
Oct. 10	L	1-2	Buffalo
Oct. 13	W	4-1	Los Angeles
Oct. 16	W	2-1	Vancouver
Oct. 17	W	4-2	California
Oct. 20	W	8-1	LOS ANGELES
Oct. 23	L	2-5	CHICAGO
Oct. 24	T	1-1	New York
Oct. 27	L	4-6	CALIFORNIA
Oct. 28	L	0-2	Minnesota
Oct. 30	T	1-1	NEW YORK
Oct. 31	L	1-3	Detroit
Nov. 3	L	3-5	California
Nov. 5	L	2-4	Vancouver
Nov. 7	L	1-4	Chicago
Nov. 9	W	4-1	St. Louis
Nov. 10	W	3-1	VANCOUVER
Nov. 13	W	6-4	LOS ANGELES
Nov. 16	L	1-5	MINNESOTA
Nov. 18	L	3-4	Minnesota
Nov. 20	L	2-4	ST. LOUIS
Nov. 21	L	3-7	Chicago
Nov. 24	L	1-2	TORONTO
Nov. 27	L	1-3	Montreal
Dec. 1	W	4-2	DETROIT
Dec. 4	W	4-2	NEW YORK
Dec. 5	L	3-5	Boston
Dec. 8	T	1-1	CALIFORNIA
Dec. 11	T	3-3	BUFFALO
Dec. 12	L	1-6	New York
Dec. 15	L	2-3	Toronto
Dec. 18	L	3-4	BOSTON
Dec. 19	T	2-2	Boston
Dec. 22	L	2-4	New York
Dec. 25	W	4-2	MONTREAL
Dec. 26	L	1-6	Philadelphia
Dec. 28	L	2-4	TORONTO
Dec. 31	T	3-3	BUFFALO
Jan. 5	T	3-3	Chicago
Jan. 8	L	0-4	CHICAGO
Jan. 9	L	2-4	Detroit
Jan. 12	T	2-2	BOSTON
Jan. 13	L	1-7	Montreal
Jan. 15	W	4-2	PHILADELPHIA
Jan. 19	L	1-6	VANCOUVER
Jan. 22	L	0-1	St. Louis
Jan. 23	T	3-3	MONTREAL
Jan. 26	L	1-2	ST. LOUIS
Jan. 29	L	2-4	CHICAGO
Jan. 30	L	0-4	Philadelphia
Feb. 3	W	4-3	St. Louis
Feb. 5	L	1-8	Los Angeles
Feb. 9	W	4-1	Toronto
Feb. 10	W	6-1	LOS ANGELES
Feb. 12	L	3-8	NEW YORK
Feb. 13	W	6-4	VANCOUVER
Feb. 16	W	4-2	TORONTO
Feb. 17	W	2-0	Buffalo
Feb. 19	L	2-6	DETROIT
Feb. 20	L	0-2	Minnesota
Feb. 23	L	0-2	Toronto
Feb. 26	W	5-2	PHILADELPHIA
Feb. 27	L	3-5	Montreal
Mar. 2	W	7-4	DETROIT
Mar. 4	W	4-2	MINNESOTA
Mar. 5	L	3-6	Detroit
Mar. 8	L	4-5	MONTREAL
Mar. 11	W	6-4	BOSTON
Mar. 12	T	4-4	Boston
Mar. 14	W	7-4	Vancouver
Mar. 18	T	4-4	Los Angeles
Mar. 19	T	3-3	California
Mar. 23	L	3-4	BUFFALO
Mar. 25	W	3-2	MINNESOTA
Mar. 26	T	2-2	Buffalo
Mar. 29	W	5-4	CALIFORNIA
Apr. 1	T	4-4	Philadelphia
Apr. 2	W	6-2	ST. LOUIS

1972-73



Record: 32-37-9, Fifth in Western Division

SEASON HIGHLIGHTS

The Penguins set the NHL records for fastest five goals (2:07) and the fastest six goals (5:02) on Nov. 22 vs. St. Louis.

Syl Apps records six points (3+3) in a 9-1 win against the NY Islanders on Dec. 13.

Ken Schinkel is named the third head coach in Penguins history on Jan. 13, one day after retiring as a player.

Greg Polis is named MVP of the All-Star Game at Madison Square Garden after recording two goals for the Western Division.

Syl Apps sets the team record with 85 points and 56 assists.

Al McDonough sets a new team mark with 35 goals.

TRANSACTIONS

Feb. 25, 1973 - Obtained Andy Brown from Detroit for a third round choice in the 1973 Entry Draft and cash.

SCORING

Players	GP	G	A	PTS	PIM
Syl Apps	77	29	56	85	18
Al McDonough	78	35	41	76	26
Lowell MacDonald	78	34	41	75	8
Bryan Hextall	78	21	33	54	113
Greg Polis	78	26	23	49	36
Ron Schock	78	13	36	49	23
Eddie Shack	74	25	20	45	84
Jean Pronovost	66	21	22	43	16
Darryl Edstrand	78	15	24	39	88
Dave Burrows	78	3	24	27	42
Nick Harbaruk	78	10	15	25	47
Ken Schinkel	42	11	10	21	16
Duane Rupp	78	7	13	20	62
Jack Lynch	47	1	18	19	40
Bryan Watson	69	1	17	18	179
Rick Kessel	66	1	13	14	0
Jean Guy Lagace	31	1	5	6	32
Steve Cardwell	20	2	2	4	2
Jim Shires	18	1	2	3	2
Robin Burns	26	0	2	2	20
Jim Wiley	4	0	1	1	0
Cam Newton	11	0	1	1	2
Denis Herron	18	0	1	1	0
Shel. Kannegiesser	3	0	0	0	0
Andy Brown	9	0	0	0	2
Ron Lalonde	11	0	0	0	2
Jim Rutherford	49	0	0	0	0
Bench				6	

GOALTENDING

GOALIE	W-L-T	GP	MP	GA	SO	GAA
Jim Rutherford	20-22-5	49	2660	129	3	2.91
Denis Herron	6-7-2	18	967	55	2	3.41
Cam Newton	3-4-0	11	533	35	0	3.94
Andy Brown	3-4-2	9	520	41	0	4.73
TOTALS	32-37-9	78	4680	265	5	3.40

GAMES

DATE	RESULT	SCORE	OPPONENT
Oct. 7	W	4-2	LOS ANGELES
Oct. 11	W	5-2	ST. LOUIS
Oct. 14	W	5-2	CALIFORNIA
Oct. 15	L	4-8	Boston
Oct. 17	W	5-0	NY Islanders
Oct. 18	L	3-4	Toronto
Oct. 21	L	2-4	BOSTON
Oct. 24	W	4-0	Vancouver
Oct. 27	L	3-6	California
Oct. 28	L	2-5	Los Angeles
Nov. 1	L	1-7	MONTREAL
Nov. 2	L	2-4	Philadelphia
Nov. 4	W	6-4	NY RANGERS
Nov. 5	T	1-1	Detroit
Nov. 8	W	5-2	PHILADELPHIA
Nov. 11	L	3-4	VANCOUVER
Nov. 12	L	0-1	Buffalo
Nov. 15	W	7-1	MINNESOTA
Nov. 18	W	6-1	ATLANTA
Nov. 19	W	5-3	NY Rangers
Nov. 22	W	10-4	ST. LOUIS
Nov. 25	T	2-2	NY ISLANDERS
Nov. 26	L	2-6	Atlanta
Nov. 29	W	7-4	TORONTO
Dec. 2	W	3-2	CHICAGO
Dec. 3	L	2-4	Chicago
Dec. 6	T	4-4	Los Angeles
Dec. 9	L	1-3	LOS ANGELES
Dec. 13	W	9-1	NY ISLANDERS
Dec. 16	W	5-3	ATLANTA
Dec. 17	L	1-9	NY Rangers
Dec. 19	L	2-3	BOSTON
Dec. 23	L	3-6	Montreal
Dec. 26	T	1-1	Detroit
Dec. 27	T	3-3	Toronto
Dec. 29	L	0-4	TORONTO
Dec. 30	T	2-2	DETROIT
Jan. 2	L	4-5	ST. LOUIS
Jan. 3	W	5-3	Chicago
Jan. 6	W	4-2	VANCOUVER
Jan. 7	L	0-3	NY Rangers
Jan. 10	L	1-2	DETROIT
Jan. 13	W	3-1	LOS ANGELES
Jan. 14	L	2-3	Detroit
Jan. 17	L	4-6	Montreal
Jan. 18	L	2-5	MONTREAL
Jan. 20	W	3-0	BOSTON
Jan. 21	L	3-9	Chicago
Jan. 24	W	5-2	TORONTO
Jan. 25	L	3-6	Philadelphia
Jan. 27	L	3-5	PHILADELPHIA
Jan. 31	W	4-1	LOS ANGELES
Feb. 3	W	2-1	MINNESOTA
Feb. 4	L	3-4	Minnesota
Feb. 7	L	2-5	Montreal
Feb. 10	L	3-6	Boston
Feb. 14	W	6-2	VANCOUVER
Feb. 17	T	3-3	BUFFALO
Feb. 18	L	1-4	Buffalo
Feb. 20	W	4-1	NY Islanders
Feb. 22	W	2-1	NY ISLANDERS
Feb. 24	W	2-0	CHICAGO
Feb. 25	L	1-2	Buffalo
Feb. 28	W	4-2	ST. LOUIS
Mar. 3	L	1-2	CALIFORNIA
Mar. 4	L	2-5	MINNESOTA
Mar. 7	L	4-10	Minnesota
Mar. 10	L	4-5	NY RANGERS
Mar. 11	L	2-3	Philadelphia
Mar. 14	W	3-2	Los Angeles
Mar. 16	T	5-5	California
Mar. 17	L	1-6	Vancouver
Mar. 21	W	5-2	CALIFORNIA
Mar. 24	T	4-4	BUFFALO
Mar. 25	W	4-2	Atlanta
Mar. 28	W	6-3	ATLANTA
Mar. 31	L	2-7	ST. LOUIS
Apr. 1	W	5-4	PHILADELPHIA



1973-74

Record: 28-41-9, Fifth in Western Division

SEASON HIGHLIGHTS

Marc Boileau replaces Ken Schinkel as head coach on Feb. 6, and compiles a 14-10-4 record.

The "Century Line" of Syl Apps, Jean Pronovost and Lowell MacDonald combines for 107 goals, the second-highest total in the NHL.

Syl Apps finishes seventh in league scoring with 85 points (24+61), and Lowell MacDonald finishes ninth overall with 82 points (43+39).

Apps' 61 assists and MacDonald's 43 goals both set new team records.

TRANSACTIONS

Jan. 17, 1974 - Obtained Ron Stackhouse from Detroit for Jim Rutherford and Jack Lynch.

Jan. 17, 1974 - Obtained Bob Kelly, Ab DeMarco and Steve Durbano From New York Rangers for Greg Polis, Bryan Watson and a second round choice in the 1974 Entry Draft.

SCORING

Players	GP	G	A	PTS	PIM
Syl Apps	75	24	61	85	37
Lowell MacDonald	78	43	39	82	14
Jean Pronovost	77	40	32	72	22
Ron Schock	77	14	29	43	22
Al McDonough	37	14	22	36	12
Ron Stackhouse	69	6	29	35	66
Bob Kelly	67	16	18	34	123
Chuck Arnason	74	20	11	31	17
Ab DeMarco	57	10	21	31	15
Greg Polis	41	14	13	27	32
Ron Lalonde	73	10	17	27	14
Steve Durbano	69	8	19	27	284
Wayne Bianchin	69	12	13	25	38
Bernie Lukowich	53	9	10	19	32
Bob McManama	47	5	14	19	18
Dave Burrows	71	3	14	17	30
Ted Snell	55	4	12	16	8
Nick Beverley	67	2	14	16	21
Blaine Stoughton	34	5	6	11	8
Bob Paradise	56	2	8	10	52
Bryan Hextall	37	2	7	9	39
Jean Guy Lagace	31	2	6	8	34
Jack Lynch	17	0	7	7	21
Bryan Watson	38	1	4	5	137
Yvon Labre	16	1	2	3	13
Larry Bignell	20	0	3	3	2
Jim Wiley	22	0	3	3	2
Ron Jones	25	0	3	3	15
Jim Rutherford	26	0	1	1	2
Darryl Edestrand	3	0	0	0	0
Hank Nowak	13	0	0	0	11
Denis Herron	5	0	0	0	0
Gary Inness	20	0	0	0	0
Andy Brown	36	0	0	0	60
Bench					10

GOALTENDING

GOALIE	W-L-T	GP	MP	GA	SO	GAA
Gary Inness	7-10-1	20	1032	56	0	3.26
Jim Rutherford	7-12-4	26	1432	82	0	3.44
Andy Brown	13-16-4	36	1956	115	1	3.53
Denis Herron	1-3-0	5	260	18	0	4.15
TOTALS	28-41-9	78	4680	273	1	3.50

GAMES

DATE	RESULT	SCORE	OPPONENT
Oct. 12	W	4-3	Atlanta
Oct. 13	L	2-8	NY RANGERS
Oct. 17	W	4-2	Minnesota
Oct. 20	W	5-3	CALIFORNIA
Oct. 21	L	2-8	Boston
Oct. 24	L	2-3	MONTREAL
Oct. 27	L	0-6	PHILADELPHIA
Oct. 28	W	7-2	NY Rangers
Oct. 31	T	1-1	Montreal
Nov. 3	L	0-6	Toronto
Nov. 4	L	0-7	Philadelphia
Nov. 7	T	1-1	NY ISLANDERS
Nov. 10	T	4-4	ATLANTA
Nov. 13	W	5-2	MINNESOTA
Nov. 15	L	3-5	St. Louis
Nov. 17	L	1-4	CHICAGO
Nov. 18	L	0-7	NY Rangers
Nov. 21	W	5-4	VANCOUVER
Nov. 22	W	4-2	Toronto
Nov. 24	L	2-5	MONTREAL
Nov. 28	L	3-4	TORONTO
Dec. 1	T	2-2	ATLANTA
Dec. 2	L	1-2	Chicago
Dec. 5	L	1-4	Los Angeles
Dec. 7	L	3-4	California
Dec. 8	L	2-3	Vancouver
Dec. 12	W	9-1	CALIFORNIA
Dec. 15	L	0-2	DETROIT
Dec. 16	W	2-1	Atlanta
Dec. 20	L	5-6	Boston
Dec. 22	L	1-4	NY RANGERS
Dec. 23	L	2-3	Buffalo
Dec. 26	T	2-2	Detroit
Dec. 28	L	1-3	ST. LOUIS
Dec. 29	L	2-4	CHICAGO
Jan. 2	L	4-8	Minnesota
Jan. 3	L	1-6	Buffalo
Jan. 5	W	5-2	BUFFALO
Jan. 9	L	4-6	TORONTO
Jan. 12	W	5-2	BUFFALO
Jan. 13	L	3-5	BOSTON
Jan. 16	L	0-2	LOS ANGELES
Jan. 8	W	6-2	Vancouver
Jan. 20	W	5-3	Philadelphia
Jan. 23	W	4-1	ST. LOUIS
Jan. 26	L	0-2	LOS ANGELES
Jan. 27	L	5-6	Detroit
Jan. 30	L	2-4	NY RANGERS
Feb. 2	L	1-3	CHICAGO
Feb. 3	L	4-5	Boston
Feb. 7	L	4-5	Philadelphia
Feb. 9	W	3-2	NY Islanders
Feb. 10	L	3-5	Chicago
Feb. 13	W	5-3	DETROIT
Feb. 16	W	7-3	CALIFORNIA
Feb. 20	T	1-1	ST. LOUIS
Feb. 23	L	2-6	BOSTON
Feb. 24	W	4-2	Chicago
Feb. 27	W	4-1	LOS ANGELES
Feb. 28	L	1-7	Montreal
Mar. 2	W	6-1	VANCOUVER
Mar. 5	W	2-1	NY Islanders
Mar. 7	T	2-2	Toronto
Mar. 9	W	7-5	St. Louis
Mar. 10	L	4-5	MONTREAL
Mar. 13	L	1-5	Los Angeles
Mar. 15	W	6-1	California
Mar. 16	W	8-6	Vancouver
Mar. 20	T	1-1	NY ISLANDERS
Mar. 23	L	1-5	Minnesota
Mar. 24	W	8-0	DETROIT
Mar. 27	T	3-3	MINNESOTA
Mar. 30	L	3-4	St. Louis
Mar. 31	W	4-2	ATLANTA
Apr. 2	L	2-3	NY Islanders
Apr. 4	W	4-2	BUFFALO
Apr. 6	W	6-1	PHILADELPHIA
Apr. 7	L	3-6	Atlanta

1974-75



Record: 37-28-15, Third in Norris Division

SEASON HIGHLIGHTS

Syl Apps is named MVP of the All-Star Game at Montreal after recording two goals for the Wales Conference.

The Penguins record their 200th franchise victory with a 6-1 win over Chicago on Jan. 29.

Ron Stackhouse records six assists on Mar. 8 vs. Philadelphia.

Pierre Larouche records 68 points (31+37) to lead all NHL rookies.

TRANSACTIONS

Sept. 13, 1974 - Obtained Rick Kehoe from Toronto for Blaine Stoughton and a first round choice in the 1977 Entry Draft.

Nov. 4, 1974 - Obtained Bary Wilkins from Vancouver for Ab DeMarco.

Dec. 14, 1974 - Obtained Lew Morrison from Washington for Ron Lalonde.

Jan. 10, 1975 - Obtained Michel Plasse from Kansas City for Jean Guy Lagace and Denis Herron.

SCORING

PLAYERS	GP	G	A	PTS	PIM
Ron Schock	80	23	63	86	36
Syl Apps	79	24	55	79	43
Jean Pronovost	78	43	32	75	37
Vic Hadfield	78	31	42	73	72
Pierre Larouche	79	31	37	68	52
Rick Kehoe	76	32	31	63	22
Lowell MacDonald	71	27	33	60	24
Ron Stackhouse	72	15	45	60	52
Chuck Arnason	78	26	32	58	32
Bob Kelly	69	27	24	51	120
Bary Wilkins	58	5	29	34	97
Pete LaFramboise	80	10	23	33	30
Colin Campbell	59	4	15	19	172
Bob Paradise	78	3	15	18	109
Dennis Owchar	46	6	11	17	67
Dave Burrows	78	2	15	17	49
Lew Morrison	70	7	9	16	10
Bob McManama	40	5	9	14	6
Nelson DeBenedetti	31	6	3	9	11
Jean Guy Lagace	27	1	8	9	39
Kelly Pratt	22	0	6	6	15
Ab DeMarco	8	2	1	3	4
Ron Lalonde	24	0	3	3	0
Michel Plasse	44	0	2	2	24
Gary Inness	57	0	2	2	2
Mario Faubert	10	1	0	1	6
Steve Durband	1	0	1	1	0
Yves Bergeron	2	0	0	0	0
Denis Herron	3	0	0	0	0
Bob Stumpf	3	0	0	0	4
Harvey Bennett	7	0	0	0	0
Bob Johnson	12	0	0	0	6
Bench					14

GOALTENDING

GOALIE	W-L-T	GP	MP	GA	SQ	GAA
Gary Inness	24-18-10	57	3122	161	2	3.09
Michel Plasse	9-5-4	20	1094	73	0	4.00
Bob Johnson	3-4-1	12	476	40	0	5.04
Denis Herron	1-1-0	3	108	11	0	6.11
TOTALS	37-28-15	80	48--	285	2	3.61

GAMES

DATE	RESULT	SCORE	OPPONENT
Oct. 9	W	4-2	MINNESOTA
Oct. 12	W	7-2	DETROIT
Oct. 19	L	3-6	PHILADELPHIA
Oct. 20	L	1-5	Atlanta
Oct. 23	T	5-5	BOSTON
Oct. 26	L	4-5	NY RANGERS
Oct. 29	L	0-2	Los Angeles
Nov. 1	L	4-7	Vancouver
Nov. 3	T	3-3	Chicago
Nov. 5	W	5-3	Kansas City
Nov. 7	L	3-5	LOS ANGELES
Nov. 9	W	5-2	CALIFORNIA
Nov. 10	L	3-8	Buffalo
Nov. 13	W	8-2	NY ISLANDERS
Nov. 16	W	8-1	WASHINGTON
Nov. 17	W	6-0	Washington
Nov. 19	L	3-4	NY Islanders
Nov. 20	W	8-5	Toronto
Nov. 23	T	0-0	LOS ANGELES
Nov. 24	L	5-7	NY Rangers
Nov. 27	L	2-3	MONTREAL
Nov. 30	T	5-5	BUFFALO
Dec. 1	L	3-6	Buffalo
Dec. 4	W	4-2	TORONTO
Dec. 7	L	2-5	Montreal
Dec. 8	L	2-3	Boston
Dec. 12	T	3-3	MONTREAL
Dec. 14	W	6-3	CHICAGO
Dec. 15	W	3-2	Detroit
Dec. 18	L	4-6	Toronto
Dec. 19	T	4-4	KANSAS CITY
Dec. 21	L	7-8	Minnesota
Dec. 22	L	0-4	Philadelphia
Dec. 26	T	2-2	ST. LOUIS
Dec. 28	T	3-3	ATLANTA
Dec. 30	W	7-5	TORONTO
Jan. 2	W	6-3	MINNESOTA
Jan. 4	W	4-3	VANCOUVER
Jan. 8	L	5-7	Chicago
Jan. 10	T	3-3	Atlanta
Jan. 11	W	6-3	CALIFORNIA
Jan. 15	W	5-3	ATLANTA
Jan. 18	T	4-4	BOSTON
Jan. 19	W	3-2	Washington
Jan. 22	W	7-5	CALIFORNIA
Jan. 25	W	5-2	NY RANGERS
Jan. 26	L	2-7	Montreal
Jan. 29	W	6-1	CHICAGO
Jan. 30	L	2-5	Detroit
Feb. 1	T	4-4	St. Louis
Feb. 4	W	3-2	Vancouver
Feb. 5	W	3-2	Los Angeles
Feb. 7	W	4-1	California
Feb. 11	L	1-2	NY Islanders
Feb. 12	T	3-3	BUFFALO
Feb. 15	W	8-3	Toronto
Feb. 16	W	3-2	NY ISLANDERS
Feb. 19	T	2-2	LOS ANGELES
Feb. 22	W	3-2	ST. LOUIS
Feb. 23	L	1-3	DETROIT
Feb. 25	L	4-6	Boston
Feb. 26	W	3-1	WASHINGTON
Mar. 1	W	7-3	VANCOUVER
Mar. 2	W	8-6	NY Rangers
Mar. 5	T	4-4	Kansas City
Mar. 8	W	8-2	PHILADELPHIA
Mar. 9	L	4-8	Buffalo
Mar. 12	W	5-3	BOSTON
Mar. 13	L	0-6	Philadelphia
Mar. 15	W	12-1	WASHINGTON
Mar. 16	W	6-3	KANSAS CITY
Mar. 18	L	2-5	St. Louis
Mar. 19	T	3-3	California
Mar. 22	L	0-4	Los Angeles
Mar. 26	W	6-4	MONTREAL
Mar. 29	W	4-2	Detroit
Mar. 30	W	4-1	MINNESOTA
Apr. 2	L	0-6	Montreal
Apr. 5	W	7-1	DETROIT
Apr. 6	L	4-8	Washington



1975-76

Record: 35-33-12, Third in Norris Division

SEASON HIGHLIGHTS

Jean Pronovost records a 16-game point streak from Nov. 1 through Dec. 3.

The Penguins post an 11-game unbeaten streak (7-0-4) from Feb. 7 through Feb. 28.

Pierre Larouche finished fifth overall in league scoring with 111 points (53+58), and is joined in the top 10 by Jean Pronovost (52+52=104, eighth) and Syl Apps (32+67=99, tenth).

Larouche's 53 goals and Apps' 67 assists establish new team records.

TRANSACTIONS

Dec. 16, 1975 - Obtained Stan Gilbertson from Washington for Harvey Bennett.

Jan. 9, 1976 - Obtained Ed Gilbertson, Simon Nolel and a first round choice in the 1976 Entry Draft from Kansas City for Steve Durbano, Chuck Amason and a first round choice in the 1976 Entry Draft.

Mar. 8, 1976 - Obtained Ed Van Impe and Bob Taylor from Philadelphia for Gary Inness and future considerations.

SCORING

PLAYERS	GP	G	A	PTS	PIM
Pierre Larouche	76	53	58	111	33
Jean Pronovost	80	52	52	104	24
Syl Apps	80	32	67	99	24
Rick Kehoe	71	29	47	76	6
Lowell MacDonald	69	30	43	73	12
Ron Stackhouse	80	11	60	71	76
Vic Hadfield	76	30	35	65	46
Ron Schock	80	18	44	62	28
Bob Kelly	77	25	30	55	149
Dave Burrows	80	7	22	29	51
Barry Wilkins	75	0	27	27	106
Stan Gilbertson	48	13	8	21	6
Simon Nolel	39	9	8	17	2
Colin Campbell	64	7	10	17	105
Dennis Owchar	54	5	12	17	19
Chuck Amason	30	7	3	10	14
Lew Morrison	78	4	5	9	8
Mario Faubert	21	1	8	9	10
Steve Durbano	32	0	8	8	161
Harvey Bennett	25	3	3	6	53
Wayne Bianchin	14	1	5	6	4
Ed Van Impe	12	0	5	5	16
Bob McManama	12	1	2	3	4
Ed Gilbert	38	1	1	2	0
Jacques Cosssette	7	0	2	2	9
Michel Plasse	56	0	2	2	18
Bob Taylor	2	0	0	0	0
Gordie Laxton	8	0	0	0	0
Bob Paradise	9	0	0	0	4
Gary Inness	23	0	0	0	2
Bench					14

GOALTENDING

GOALIE	W-L-T	GP	MP	GA	SO	GAA
Michel Plasse	24-19-10	55	3096	178	2	3.45
Gary Inness	8-9-2	23	1212	82	0	4.06
Gordie Laxton	3-4-0	8	414	31	0	4.49
Bob Taylor	0-1-0	2	78	7	0	5.38
TOTALS	35-33-12	80	4800	303	2	3.79

GAMES

DATE	RESULT	SCORE	OPPONENT
Oct. 7	W	4-2	Washington
Oct. 11	W	7-5	WASHINGTON
Oct. 15	W	6-4	Toronto
Oct. 18	W	6-1	DETROIT
Oct. 21	L	1-7	MONTREAL
Oct. 25	T	4-4	PHILADELPHIA
Oct. 30	L	0-4	Los Angeles
Nov. 1	L	3-7	Minnesota
Nov. 2	L	2-7	Buffalo
Nov. 5	W	7-6	NY ISLANDERS
Nov. 6	W	5-3	St. Louis
Nov. 8	L	5-7	CHICAGO
Nov. 9	L	4-6	Philadelphia
Nov. 12	T	6-6	Washington
Nov. 13	L	4-5	MONTREAL
Nov. 15	L	2-5	BUFFALO
Nov. 18	L	3-5	CALIFORNIA
Nov. 21	W	4-1	Atlanta
Nov. 22	W	6-3	LOS ANGELES
Nov. 26	W	5-2	DETROIT
Nov. 29	W	8-3	NY RANGERS
Nov. 30	L	2-4	Boston
Dec. 3	T	3-3	Chicago
Dec. 4	L	1-6	NY Islanders
Dec. 7	W	6-3	TORONTO
Dec. 9	L	2-3	Kansas City
Dec. 10	L	2-3	Detroit
Dec. 13	T	4-4	BOSTON
Dec. 14	L	4-7	Montreal
Dec. 17	W	9-2	California
Dec. 19	L	1-5	Vancouver
Dec. 20	W	5-1	Los Angeles
Dec. 23	L	3-4	NY Rangers
Dec. 26	L	3-4	Atlanta
Dec. 27	W	3-2	ATLANTA
Dec. 31	W	5-1	LOS ANGELES
Jan. 3	L	4-8	PHILADELPHIA
Jan. 4	L	3-5	Chicago
Jan. 7	L	1-4	California
Jan. 10	T	3-3	VANCOUVER
Jan. 11	L	0-6	Buffalo
Jan. 13	L	2-6	Boston
Jan. 15	L	1-4	Philadelphia
Jan. 17	W	3-2	BUFFALO
Jan. 18	W	8-3	NY RANGERS
Jan. 22	L	3-4	MONTREAL
Jan. 24	W	8-2	WASHINGTON
Jan. 25	T	1-1	MINNESOTA
Jan. 29	W	6-2	KANSAS CITY
Jan. 31	T	4-4	Kansas City
Feb. 1	W	7-1	TORONTO
Feb. 5	L	1-5	Boston
Feb. 7	W	7-3	Los Angeles
Feb. 8	W	7-3	Vancouver
Feb. 11	T	4-4	California
Feb. 14	T	4-4	NY Islanders
Feb. 15	W	6-4	LOS ANGELES
Feb. 17	W	6-1	KANSAS CITY
Feb. 19	W	7-5	TORONTO
Feb. 21	W	10-1	CHICAGO
Feb. 22	T	2-2	Detroit
Feb. 25	T	3-3	ATLANTA
Feb. 28	W	5-4	VANCOUVER
Feb. 29	L	3-5	ST. LOUIS
Mar. 2	W	6-2	Minnesota
Mar. 6	W	5-0	MINNESOTA
Mar. 7	L	3-5	NY ISLANDERS
Mar. 10	L	6-7	Buffalo
Mar. 13	L	4-2	CALIFORNIA
Mar. 14	W	7-1	ST. LOUIS
Mar. 16	L	4-5	Montreal
Mar. 19	W	7-3	Washington
Mar. 21	W	4-2	NY Rangers
Mar. 24	T	5-5	BOSTON
Mar. 25	L	2-5	St. Louis
Mar. 28	W	3-0	DETROIT
Mar. 29	L	4-5	Toronto
Mar. 31	L	3-7	Montreal
Apr. 3	L	4-5	WASHINGTON
Apr. 4	W	6-5	Detroit

1976-77



Record: 34-33-13, Third In Norris Division

SEASON HIGHLIGHTS

Pierre Larouche records his fourth career hat trick in a 6-6 tie at Toronto on Feb. 19.

Dunc Wilson and Denis Herron combine for 52 saves in a 7-3 loss to Atlanta on Mar. 15.

Wayne Bianchin and Atlanta's Guy Chouinard record goals just four seconds apart on Mar. 15 to set the NHL record for two fastest goals.

TRANSACTIONS

Aug. 11, 1976 - Obtained Don Awrey from Montreal for a third round choice in the 1978 Entry Draft.

Oct. 8, 1976 - Obtained Dunc Wilson from the New York Rangers for cash and other considerations.

Oct. 18, 1976 - Obtained Mike Corrigan from Los Angeles for a fifth round choice in the 1977 Entry Draft.

SCORING

PLAYERS	GP	G	A	PTS	PIM
Jean Pronovost	79	33	31	64	24
Pierre Larouche	65	29	34	63	14
Syl Apps	72	18	43	61	20
Rick Kehoe	80	30	27	57	10
Ron Schock	80	17	32	49	10
Mike Corrigan	73	14	27	41	36
Ron Stackhouse	80	7	34	41	72
Greg Malone	66	18	19	37	43
Blair Chapman	80	14	23	37	16
Wayne Bianchin	79	28	6	34	28
Bob Kelly	74	10	21	31	115
Dennis Owchar	46	5	18	23	37
Stan Gilbertson	67	6	9	15	13
Mario Faubert	47	2	11	13	32
Russ Anderson	66	2	11	13	81
Don Awrey	79	1	12	13	40
Dave Burrows	69	3	6	9	29
Lew Morrison	76	2	1	3	0
Ed Van Impe	10	0	3	3	6
Lowell MacDonald	3	1	1	2	0
Vic Hadfield	9	0	2	2	0
Tom Price	7	0	2	2	4
Denis Herron	34	0	1	1	4
Dunc Wilson	45	0	1	1	21
Yves Bergeron	1	0	0	0	0
Steve Lyon	3	0	0	0	2
Gordie Laxton	6	0	0	0	0
Ed Gilbert	7	0	0	0	0
Bench					12

GOALTENDING

GOALIE	W-L-T	GP	MP	GA	SO	GAA
Denis Herron	15-11-5	34	1920	94	1	2.94
Dunc Wilson	18-19-8	45	2627	129	5	2.95
Gordie Laxton	1-3-0	6	253	26	0	6.17
TOTALS	34-33-13	80	4800	252	6	3.15

GAMES

DATE	RESULT	SCORE	OPPONENT
Oct. 6	W	9-5	VANCOUVER
Oct. 7	L	1-10	Montreal
Oct. 9	L	4-7	LOS ANGELES
Oct. 13	L	1-4	Chicago
Oct. 15	L	1-2	Atlanta
Oct. 16	W	4-3	DETROIT
Oct. 20	T	4-4	Toronto
Oct. 23	L	1-9	MONTREAL
Oct. 24	T	3-3	ATLANTA
Oct. 27	T	4-4	Buffalo
Oct. 28	L	0-3	Philadelphia
Oct. 30	T	2-2	NY RANGERS
Nov. 2	W	7-1	LOS ANGELES
Nov. 5	W	4-1	Colorado
Nov. 7	T	2-2	Cleveland
Nov. 10	L	2-3	Minnesota
Nov. 13	W	1-0	PHILADELPHIA
Nov. 14	W	5-1	NY Rangers
Nov. 20	L	2-5	COLORADO
Nov. 21	W	5-0	CHICAGO
Nov. 24	L	0-4	BOSTON
Nov. 26	W	3-1	Cleveland
Nov. 27	L	1-3	NY ISLANDERS
Nov. 30	L	4-6	Washington
Dec. 2	W	4-2	NY Islanders
Dec. 4	L	1-3	Montreal
Dec. 7	W	6-2	MINNESOTA
Dec. 9	W	2-1	Buffalo
Dec. 11	L	3-6	NY Islanders
Dec. 12	W	5-3	ST. LOUIS
Dec. 16	W	5-4	CLEVELAND
Dec. 18	L	3-5	WASHINGTON
Dec. 19	L	3-6	Boston
Dec. 22	W	5-2	Toronto
Dec. 23	L	2-5	Detroit
Dec. 26	W	4-2	TORONTO
Dec. 29	T	3-3	MONTREAL
Jan. 1	W	6-3	BUFFALO
Jan. 4	T	2-2	VANCOUVER
Jan. 6	T	3-3	Washington
Jan. 8	W	4-2	CHICAGO
Jan. 11	L	0-2	TORONTO
Jan. 15	W	5-2	BUFFALO
Jan. 16	L	5-6	ATLANTA
Jan. 19	W	3-0	Vancouver
Jan. 20	L	3-5	Los Angeles
Jan. 22	W	3-2	NY ISLANDERS
Jan. 27	W	3-0	NY Rangers
Jan. 29	L	2-5	PHILADELPHIA
Jan. 30	W	5-2	BOSTON
Feb. 2	W	5-2	MINNESOTA
Feb. 3	T	0-0	Cleveland
Feb. 5	W	3-1	DETROIT
Feb. 6	L	2-5	Colorado
Feb. 8	L	3-6	St. Louis
Feb. 11	L	2-3	Vancouver
Feb. 12	W	3-2	Los Angeles
Feb. 16	T	4-4	MONTREAL
Feb. 19	T	6-6	Toronto
Feb. 20	W	4-1	CLEVELAND
Feb. 22	L	1-3	Washington
Feb. 24	L	2-3	Detroit
Feb. 26	W	2-1	WASHINGTON
Feb. 27	T	2-2	BOSTON
Mar. 2	L	0-5	LOS ANGELES
Mar. 3	L	1-5	Montreal
Mar. 5	T	3-3	Los Angeles
Mar. 6	W	2-1	St. Louis
Mar. 9	W	3-0	COLORADO
Mar. 12	W	3-2	BUFFALO
Mar. 13	L	0-4	Philadelphia
Mar. 15	L	3-7	Atlanta
Mar. 16	W	7-3	ST. LOUIS
Mar. 19	L	2-5	NY RANGERS
Mar. 20	L	2-3	Chicago
Mar. 22	W	4-2	Minnesota
Mar. 27	L	0-3	Boston
Mar. 30	L	3-4	WASHINGTON
Apr. 2	W	4-3	Detroit
Apr. 3	W	4-2	DETROIT



1977-78

Record: 25-37-18, Fourth in Norris Division

SEASON HIGHLIGHTS

Johnny Wilson is named head coach on June 13.

Pele Mahovich records a hat trick in his first game with the Penguins, a 6-4 win over Detroit on Nov. 30.

Jean Pronovost posts a seven-game goal streak from Jan. 2 through Jan. 14.

Edward J. DeBartolo takes control of the Penguins on Apr. 5.

TRANSACTIONS

Sept. 20, 1977 - Obtained Brian Spencer from Buffalo for Ron Schock.

Oct. 1, 1977 - Obtained Bob Paradise from Washington for the rights to Don Awrey.

Nov. 2, 1977 - Obtained Gene Carr, Dave Schultz and a fourth round choice in the 1978 Entry Draft from Los Angeles for Syl Apps and Hartland Monahan.

Nov. 29, 1977 - Obtained Peter Lee and Pete Mahovich from Montreal for Pierre Larouche and the rights to Peter Marsh.

SCORING

PLAYERS	GP	G	A	PTS	PIM
Jean Pronovost	79	40	25	65	50
Pete Mahovich	57	25	36	61	37
Greg Malone	78	18	43	61	80
Gene Carr	70	17	37	54	76
Rick Kehoe	70	29	21	50	10
Blair Chapman	75	24	20	44	37
Tom Edur	58	5	38	43	18
Dave Schultz	66	9	25	34	378
Wayne Bianchin	61	20	13	33	40
Brian Spencer	79	9	11	20	81
Mike Corrigan	25	8	12	20	10
Ron Stackhouse	50	5	15	20	36
Dave Burrows	67	4	15	19	24
Peter Lee	60	5	13	18	19
Russ Anderson	74	2	16	18	150
Lowell MacDonald	19	5	8	13	2
John Flesch	29	7	5	12	19
Bob Paradise	64	2	10	12	53
Pierre Larouche	20	6	5	11	0
Dennis Owchar	22	2	8	10	23
Colin Campbell	55	1	9	10	103
Tom Cassidy	26	3	4	7	15
Syl Apps	9	0	7	7	0
Jim Hamilton	25	2	4	6	2
Mario Faubert	18	0	6	6	11
Derek Sanderson	13	3	1	4	0
Jacques Cossette	19	1	2	3	4
Hartland Monahan	7	2	0	2	2
Lew Morrison	8	0	2	2	0
Dunc Wilson	21	0	1	1	0
Denis Herron	60	0	1	1	6
Greg Redquest	1	0	0	0	0
Kim Davis	1	0	0	0	0
Gordie Laxton	2	0	0	0	0
Tom Price	10	0	0	0	0
Bench					14

GOALTENDING

GOALIE	W-L-T	GP	MP	GA	SO	GAA
Denis Herron	20-25-15	60	3534	210	0	3.57
Dunc Wilson	5-11-3	21	1180	95	0	4.83
Gordie Laxton	0-1-0	2	73	9	0	7.40
Greg Redquest	0-0-0	1	13	3	0	13.85
TOTALS	25-37-18	80	4800	321	0	4.01

GAMES

DATE	RESULT	SCORE	OPPONENT
Oct. 12	W	4-2	ST. LOUIS
Oct. 14	L	1-2	Washington
Oct. 15	L	2-8	PHILADELPHIA
Oct. 19	T	3-3	NY Rangers
Oct. 20	L	0-11	Philadelphia
Oct. 22	W	5-2	ATLANTA
Oct. 23	W	3-2	Cleveland
Oct. 26	L	3-4	DETROIT
Oct. 29	L	3-5	BOSTON
Nov. 2	L	1-3	Detroit
Nov. 4	L	2-5	Atlanta
Nov. 5	L	3-4	NY Islanders
Nov. 9	W	5-3	CLEVELAND
Nov. 12	W	7-4	CHICAGO
Nov. 13	T	3-3	Buffalo
Nov. 16	L	4-7	Minnesota
Nov. 19	T	5-5	NY RANGERS
Nov. 22	T	3-3	Vancouver
Nov. 24	L	3-5	Los Angeles
Nov. 26	W	5-2	NY ISLANDERS
Nov. 29	L	1-9	Montreal
Nov. 30	W	6-4	DETROIT
Dec. 3	T	4-4	BUFFALO
Dec. 4	W	4-2	Washington
Dec. 6	T	3-3	Colorado
Dec. 8	L	3-5	LOS ANGELES
Dec. 10	L	2-6	Boston
Dec. 11	L	1-5	ATLANTA
Dec. 14	L	2-3	St. Louis
Dec. 17	W	5-3	MONTREAL
Dec. 22	T	3-3	Buffalo
Dec. 23	L	2-6	TORONTO
Dec. 26	W	5-4	Toronto
Dec. 28	T	2-2	WASHINGTON
Dec. 29	L	3-4	Montreal
Dec. 31	W	6-3	CLEVELAND
Jan. 2	L	2-3	Washington
Jan. 4	W	8-3	VANCOUVER
Jan. 7	T	3-3	LOS ANGELES
Jan. 9	W	5-3	NY Rangers
Jan. 11	L	4-8	MONTREAL
Jan. 12	T	6-4	Philadelphia
Jan. 14	W	4-2	CLEVELAND
Jan. 18	L	0-1	Atlanta
Jan. 21	L	2-5	WASHINGTON
Jan. 22	W	3-1	NY RANGERS
Jan. 28	T	3-3	BUFFALO
Jan. 29	L	2-8	Boston
Jan. 31	W	5-3	Detroit
Feb. 1	W	6-1	MINNESOTA
Feb. 4	L	1-8	BOSTON
Feb. 7	W	4-2	Colorado
Feb. 11	T	3-3	Los Angeles
Feb. 14	W	2-1	CHICAGO
Feb. 18	T	1-1	LOS ANGELES
Feb. 19	T	2-2	Chicago
Feb. 21	W	5-4	St. Louis
Feb. 22	T	2-2	ST. LOUIS
Feb. 25	L	1-3	PHILADELPHIA
Feb. 26	T	4-4	Buffalo
Mar. 1	L	2-5	MONTREAL
Mar. 4	L	3-5	NY Islanders
Mar. 5	T	3-3	NY ISLANDERS
Mar. 8	W	5-3	COLORADO
Mar. 11	L	1-3	VANCOUVER
Mar. 12	L	1-7	TORONTO
Mar. 14	L	2-4	Los Angeles
Mar. 15	L	4-7	Vancouver
Mar. 18	W	3-2	Toronto
Mar. 19	L	1-9	Chicago
Mar. 21	L	1-7	Minnesota
Mar. 22	L	2-5	COLORADO
Mar. 25	T	2-2	DETROIT
Mar. 29	L	2-6	Montreal
Mar. 30	L	3-6	Boston
Apr. 2	W	6-3	TORONTO
Apr. 5	W	7-2	MINNESOTA
Apr. 6	L	4-6	Detroit
Apr. 8	L	4-6	WASHINGTON
Apr. 9	W	3-2	Cleveland

1978-79



Record: 36-31-13, Second in Norris Division

SEASON HIGHLIGHTS

Penguins record a 10-game unbeaten streak (6-0-4) from Mar. 13 through Mar. 28.

The Penguins set a single-season record with 34 road points.

George Ferguson scores in overtime to eliminate Buffalo from the preliminary round of the playoffs, 2-1.

TRANSACTIONS

June 13, 1978 - Obtained Randy Carlyle and George Ferguson from Toronto for Dave Burrows.

June 14, 1978 - Obtained Tom Bladen, Orest Kindrachuk and Ross Lonsberry from Philadelphia for a first round choice in the 1978 Entry Draft.

Sept. 6, 1978 - Obtained Gregg Sheppard from Boston in a three-way deal, with Pittsburgh sending Jean Pronovost to Atlanta and Atlanta sending Dick Redmond to Boston.

Oct. 18, 1978 - Obtained Rod Schutt from Montreal for a first round choice in the 1981 Entry Draft.

SCORING

PLAYERS	GP	G	A	PIS	PIM
Greg Malone	80	35	30	65	52
Orest Kindrachuk	79	18	42	60	84
Peter Lee	80	32	26	58	24
Peter Mahovich	60	14	39	53	39
George Ferguson	80	21	29	50	37
Randy Carlyle	70	13	34	47	78
Ross Lonsberry	80	24	22	46	38
Rick Kehoe	57	27	18	45	2
Rod Schutt	74	24	21	45	33
Ron Stackhouse	75	10	33	43	9
Gregg Sheppard	60	15	22	37	9
Dale Talton	63	5	24	29	35
Tom Bladen	78	4	23	27	64
Gary McAdam	68	11	14	25	15
Colin Campbell	65	2	18	20	137
Blair Chapman	71	10	8	18	18
Russ Anderson	72	3	13	16	93
Wayne Bianchin	40	7	4	11	20
Jacques Cosssette	38	7	2	9	16
Denis Herron	56	0	2	2	18
Kim Davis	1	1	0	1	0
Bob Paradise	14	0	1	1	4
Gordon Laxton	1	0	0	0	0
Jim Hamilton	2	0	0	0	0
Tom Price	2	0	0	0	4
Lex Hudson	2	0	0	0	0
Mike Meeker	4	0	0	0	5
Brian Spencer	7	0	0	0	0
Greg Millen	28	0	0	0	0
Bench					16

GOALTENDING

GOALIE	W-L-T	GP	MP	GA	SO	GAA
Denis Herron	22-19-12	56	3208	180	0	3.37
Greg Millen	14-11-1	28	1532	86	2	3.37
Gordie Laxton	0-1-0	1	60	8	0	8.00
TOTALS	36-31-13	80	4800	279	2	3.49

GAMES

DATE	RESULT	SCORE	OPPONENT
Oct. 11	L	2-3	TORONTO
Oct. 12	L	2-8	Boston
Oct. 14	T	4-4	BOSTON
Oct. 18	L	3-5	NY ISLANDERS
Oct. 19	L	1-3	Philadelphia
Oct. 21	W	5-1	WASHINGTON
Oct. 25	T	6-6	ST. LOUIS
Oct. 28	L	2-4	ATLANTA
Oct. 29	L	2-3	NY Rangers
Nov. 1	L	4-6	Washington
Nov. 3	L	7-3	Atlanta
Nov. 4	W	6-3	DETROIT
Nov. 8	W	6-3	COLORADO
Nov. 9	T	4-4	Buffalo
Nov. 11	L	1-2	NY RANGERS
Nov. 16	W	6-3	Vancouver
Nov. 18	W	3-1	Los Angeles
Nov. 22	L	2-3	MONTREAL
Nov. 23	L	4-8	Montreal
Nov. 25	L	1-3	PHILADELPHIA
Nov. 26	L	2-8	Toronto
Nov. 29	W	5-3	WASHINGTON
Dec. 1	W	7-4	Washington
Dec. 2	W	5-2	CHICAGO
Dec. 5	T	3-3	NY Islanders
Dec. 6	W	6-4	TORONTO
Dec. 8	T	3-3	Montreal
Dec. 9	T	4-4	BUFFALO
Dec. 13	W	3-0	ST. LOUIS
Dec. 14	L	1-2	Philadelphia
Dec. 16	W	6-5	VANCOUVER
Dec. 17	T	3-3	Chicago
Dec. 21	W	4-1	Los Angeles
Dec. 23	L	3-5	Minnesota
Dec. 27	W	5-2	LOS ANGELES
Dec. 30	W	3-1	DETROIT
Dec. 31	W	5-4	Detroit
Jan. 3	L	3-5	VANCOUVER
Jan. 5	T	3-3	Atlanta
Jan. 6	L	3-4	LOS ANGELES
Jan. 10	W	3-2	MONTREAL
Jan. 13	W	5-3	BOSTON
Jan. 14	W	5-4	Buffalo
Jan. 16	W	5-0	MINNESOTA
Jan. 17	L	1-4	Detroit
Jan. 20	L	2-5	WASHINGTON
Jan. 24	L	1-4	Los Angeles
Jan. 25	L	3-5	Colorado
Jan. 27	W	5-3	LOS ANGELES
Jan. 31	L	1-4	MONTREAL
Feb. 3	W	4-2	DETROIT
Feb. 4	L	3-8	Detroit
Feb. 15	W	6-5	MINNESOTA
Feb. 17	W	6-3	BUFFALO
Feb. 18	L	2-6	Detroit
Feb. 21	W	3-1	MONTREAL
Feb. 22	L	0-12	Montreal
Feb. 24	W	5-1	CHICAGO
Feb. 25	T	2-2	Chicago
Feb. 28	W	5-3	COLORADO
Mar. 3	L	4-8	St. Louis
Mar. 4	W	7-2	Colorado
Mar. 7	L	0-4	LOS ANGELES
Mar. 10	W	3-2	PHILADELPHIA
Mar. 11	L	0-4	Toronto
Mar. 13	W	9-3	Vancouver
Mar. 14	T	3-3	Los Angeles
Mar. 17	W	5-3	Washington
Mar. 18	W	5-1	NY Rangers
Mar. 21	T	2-2	WASHINGTON
Mar. 22	W	3-1	Boston
Mar. 24	T	3-3	NY Islanders
Mar. 25	T	2-2	NY ISLANDERS
Mar. 27	W	5-1	Minnesota
Mar. 28	W	7-1	NY RANGERS
Mar. 31	L	3-5	Montreal
Apr. 1	L	2-7	ATLANTA
Apr. 3	W	3-2	ST. LOUIS
Apr. 7	W	4-3	DETROIT
Apr. 18	L	2-5	Washington



1979-80

Record: 30-37-13, Third in Norris Division

SEASON HIGHLIGHTS

Greg Malone records six assists vs. Quebec on Nov. 28.

The Penguins wear black and gold for the first time vs. St. Louis on Jan. 30.

Olympian Mark Johnson makes his Penguins debut on Mar. 2 vs. the New York Islanders.

TRANSACTIONS

Aug. 3, 1979 - Obtained Nick Libett from Detroit for Pete Mahovich.

Aug. 30, 1979 - Obtained Rob Holland and Pat Hughes from Montreal for Denis Herron and a second round choice in the 1982 Entry Draft.

Nov. 13, 1979 - Obtained Bob Stewart from St. Louis for Blair Chapman.

SCORING

PLAYERS	GP	G	A	PTS	PIM
Rick Kehoe	79	30	30	60	4
Greg Malone	51	19	32	51	46
George Ferguson	73	21	28	49	36
Orest Kindrachuk	52	17	29	46	63
Peter Lee	74	16	29	45	20
Gary McAdam	78	19	22	41	63
Rod Schuft	73	18	21	39	43
Gregg Sheppard	76	13	24	37	20
Randy Carlyle	67	8	28	36	45
Ross Lonsberry	76	15	18	33	36
Ron Stackhouse	78	6	27	33	36
Pat Hughes	76	18	14	32	78
Russ Anderson	76	5	22	27	150
Nick Libett	78	14	12	26	14
Paul Marshall	46	9	12	21	9
Mario Faubert	49	5	13	18	31
Dale Tallon	32	5	9	14	18
Bob Stewart	75	3	8	11	56
Kim Davis	24	3	7	10	43
Mark Johnson	17	3	5	8	4
Tom Bladen	57	2	6	8	35
Greg Millen	44	0	3	3	14
Kim Clackson	46	0	3	3	166
Jim Hamilton	10	2	0	2	0
Nick Ricci	4	0	0	0	0
Rob Holland	34	0	0	0	2
Bench					10

GOALTENDING

GOALIE	W-L-T	GP	MP	GA	SO	GAA
Nick Ricci	2-2-0	4	240	14	0	3.50
Greg Millen	18-18-7	44	2586	157	2	3.64
Rob Holland	10-17-6	34	1974	126	1	3.83
TOTALS	30-37-13	80	4800	303	3	3.79

GAMES

DATE	RESULT	SCORE	OPPONENT
Oct. 10	W	4-2	WINNIPEG
Oct. 13	T	3-3	HARTFORD
Oct. 14	W	4-1	Boston
Oct. 17	L	4-5	LOS ANGELES
Oct. 20	W	5-1	WASHINGTON
Oct. 21	L	3-6	NY Rangers
Oct. 24	L	3-7	Buffalo
Oct. 25	L	5-8	Montreal
Oct. 31	W	4-2	COLORADO
Nov. 3	T	3-3	ATLANTA
Nov. 7	T	3-3	MONTREAL
Nov. 10	L	1-6	BOSTON
Nov. 11	W	4-1	NY Rangers
Nov. 15	T	3-3	Los Angeles
Nov. 16	L	2-5	Vancouver
Nov. 18	W	3-2	Winnipeg
Nov. 21	W	5-2	ST. LOUIS
Nov. 23	L	1-4	Atlanta
Nov. 24	W	5-3	NY RANGERS
Nov. 28	W	7-2	QUEBEC
Nov. 30	W	5-7	Hartford
Dec. 1	W	5-4	COLORADO
Dec. 5	T	3-3	VANCOUVER
Dec. 7	W	5-3	Washington
Dec. 8	T	3-3	CHICAGO
Dec. 11	T	3-3	St. Louis
Dec. 12	T	3-3	NY ISLANDERS
Dec. 15	T	3-3	NY ISLANDERS
Dec. 16	L	1-4	Quebec
Dec. 19	T	0-0	Chicago
Dec. 20	T	1-1	Philadelphia
Dec. 22	L	3-4	NY RANGERS
Dec. 26	W	6-4	DETROIT
Dec. 28	W	4-2	Atlanta
Dec. 29	W	3-2	ATLANTA
Dec. 31	L	2-4	Minnesota
Jan. 2	W	5-3	MONTREAL
Jan. 3	W	4-3	NY ISLANDERS
Jan. 5	L	4-5	BUFFALO
Jan. 7	L	5-9	Toronto
Jan. 9	W	4-2	VANCOUVER
Jan. 12	L	2-3	CHICAGO
Jan. 16	W	6-4	TORONTO
Jan. 18	L	1-7	Hartford
Jan. 19	L	2-5	EDMONTON
Jan. 23	L	3-4	Edmonton
Jan. 24	L	1-4	Colorado
Jan. 26	L	4-6	BOSTON
Jan. 27	W	5-3	Boston
Jan. 30	L	3-4	ST. LOUIS
Jan. 31	L	3-4	Detroit
Feb. 2	L	0-4	PHILADELPHIA
Feb. 7	L	0-9	Buffalo
Feb. 9	L	2-5	MINNESOTA
Feb. 10	L	2-3	Chicago
Feb. 14	W	4-2	Toronto
Feb. 16	L	1-8	Montreal
Feb. 17	L	5-6	Philadelphia
Feb. 20	W	7-5	DETROIT
Feb. 23	W	2-1	QUEBEC
Feb. 24	L	0-2	Quebec
Feb. 27	W	3-2	WINNIPEG
Mar. 2	T	0-0	NY ISLANDERS
Mar. 3	L	1-5	St. Louis
Mar. 5	L	3-5	TORONTO
Mar. 8	W	5-4	EDMONTON
Mar. 9	L	2-6	Detroit
Mar. 11	L	3-4	PHILADELPHIA
Mar. 12	W	4-2	LOS ANGELES
Mar. 15	W	5-2	MINNESOTA
Mar. 18	L	3-4	Minnesota
Mar. 21	L	2-9	Edmonton
Mar. 23	W	4-2	Winnipeg
Mar. 25	W	2-2	Vancouver
Mar. 27	T	2-2	Los Angeles
Mar. 28	L	0-5	Colorado
Mar. 30	W	4-0	WASHINGTON
Apr. 1	L	2-6	Washington
Apr. 2	W	6-4	HARTFORD
Apr. 5	L	1-9	BUFFALO

1980-81



Record: 30-37-13, Third in Norris Division

SEASON HIGHLIGHTS

Ed Johnston is named head coach on July 15.

Paul Gardner scores four goals vs. Philadelphia on Dec. 13, becoming the first Penguin to accomplish the feat.

Rick Kehoe sets a new team record with 55 goals.

Randy Carlyle is named a First Team All-Star.

Rick Kehoe wins the Lady Byng Trophy and Randy Carlyle wins the James Norris Trophy.

TRANSACTIONS

Nov. 18, 1980 - Obtained Paul Gardner and Dave Burrows from Toronto for Paul Marshall and Kim Davis.

Jan. 2, 1981 - Obtained Gary Rissling from Washington for a fifth round choice in the 1981 Entry Draft.

Mar. 10, 1981 - Obtained Pat Price from Edmonton for Pat Hughes.

SCORING

PLAYERS	GP	G	A	PTS	PIM
Rick Kehoe	80	55	33	88	6
Randy Carlyle	76	16	67	83	136
Paul Gardner	62	34	40	74	59
Peter Lee	80	30	34	64	86
Rod Schutt	80	25	35	60	55
Mario Faubert	72	8	44	52	118
Greg Malone	62	21	29	50	68
Ross Lonsberry	80	17	33	50	76
George Ferguson	79	25	18	43	42
Pat Price	72	8	34	42	226
Errol Thompson	73	20	20	40	64
Ron Stackhouse	74	6	29	35	86
Mark Johnson	73	10	23	33	50
Gregg Sheppard	47	11	17	28	49
Pat Hughes	58	10	9	19	161
Paul Baxter	51	5	14	19	204
Russ Anderson	34	3	14	17	112
Nick Libett	44	6	6	12	4
Orest Kindrachuk	13	3	9	12	34
Gary McAdam	34	3	9	12	30
Marc Chorney	8	1	6	7	14
Jim Hamilton	20	1	6	7	18
Paul Marshall	13	3	0	3	4
Mike Bullard	15	1	2	3	19
Dave Burrows	59	0	2	2	30
Greg Millen	63	0	2	2	6
Kim Davis	8	1	0	1	4
Gary Rissling	26	1	0	1	143
Bennett Wolf	24	0	1	1	94
Gilles Lupien	31	0	1	1	34
Tony Feltrin	2	0	0	0	0
Nick Ricci	9	0	0	0	2
Rob Holland	10	0	0	0	0

GOALTENDING

GOALIE	W-L-T	GP	MP	GA	SO	GAA
Nick Ricci	4-5-0	9	540	35	0	3.89
Greg Millen	25-27-10	63	3721	258	0	4.16
Rob Holland	1-5-3	10	539	45	0	5.01
TOTALS	30-37-13	80	4800	345	0	4.31

GAMES

DATE	RESULT	SCORE	OPPONENT
Oct. 9	L	4-7	Philadelphia
Oct. 11	W	5-4	WINNIPEG
Oct. 12	W	6-3	NY Rangers
Oct. 15	L	2-5	HARTFORD
Oct. 18	L	2-4	BUFFALO
Oct. 21	L	5-8	Toronto
Oct. 22	W	9-3	ST. LOUIS
Oct. 25	L	2-8	CALGARY
Oct. 29	T	1-1	Buffalo
Oct. 31	W	6-5	Winnipeg
Nov. 1	L	3-6	Minnesota
Nov. 3	T	4-4	Edmonton
Nov. 5	L	1-2	TORONTO
Nov. 8	W	5-3	DETROIT
Nov. 9	L	4-7	Boston
Nov. 12	L	1-3	WASHINGTON
Nov. 14	T	3-3	NY Rangers
Nov. 15	L	4-7	BOSTON
Nov. 19	L	2-3	MINNESOTA
Nov. 22	W	4-2	COLORADO
Nov. 26	L	4-7	VANCOUVER
Nov. 27	T	3-3	Boston
Nov. 29	L	2-4	NY RANGERS
Dec. 3	T	4-4	Toronto
Dec. 4	W	3-2	Montreal
Dec. 6	W	6-4	CHICAGO
Dec. 7	L	1-10	Buffalo
Dec. 10	W	4-3	MONTREAL
Dec. 12	W	6-2	Washington
Dec. 13	L	5-6	PHILADELPHIA
Dec. 17	T	3-3	Los Angeles
Dec. 19	L	4-10	Vancouver
Dec. 20	T	3-3	Calgary
Dec. 23	L	3-6	St. Louis
Dec. 26	L	7-9	Hartford
Dec. 27	W	6-4	QUEBEC
Dec. 31	L	1-3	Detroit
Jan. 3	W	6-4	DETROIT
Jan. 4	L	2-3	Chicago
Jan. 7	W	7-3	NY ISLANDERS
Jan. 8	L	2-4	Montreal
Jan. 10	L	3-5	CHICAGO
Jan. 13	L	3-6	NY Islanders
Jan. 14	W	6-3	ST. LOUIS
Jan. 17	W	5-4	LOS ANGELES
Jan. 21	L	0-5	PHILADELPHIA
Jan. 24	W	4-3	CALGARY
Jan. 27	L	1-7	St. Louis
Jan. 28	W	3-1	MINNESOTA
Jan. 31	T	4-4	WASHINGTON
Feb. 2	L	4-8	Chicago
Feb. 4	W	3-2	Winnipeg
Feb. 6	L	4-6	Colorado
Feb. 7	L	4-5	Calgary
Feb. 12	W	5-3	NY ISLANDERS
Feb. 14	T	2-2	VANCOUVER
Feb. 17	L	1-4	Philadelphia
Feb. 19	W	6-2	HARTFORD
Feb. 21	L	1-6	BUFFALO
Feb. 22	W	9-4	COLORADO
Feb. 25	W	4-3	WINNIPEG
Feb. 26	W	7-5	Washington
Feb. 28	W	6-4	NY RANGERS
Mar. 2	W	5-4	Quebec
Mar. 4	W	6-5	LOS ANGELES
Mar. 7	L	5-8	Minnesota
Mar. 8	W	6-4	EDMONTON
Mar. 11	L	1-2	MONTREAL
Mar. 14	T	3-3	QUEBEC
Mar. 16	L	6-7	Edmonton
Mar. 17	L	3-4	Vancouver
Mar. 19	T	4-4	Los Angeles
Mar. 21	W	3-1	Colorado
Mar. 25	W	5-2	TORONTO
Mar. 28	T	4-4	NY Islanders
Mar. 29	L	2-5	EDMONTON
Mar. 31	L	1-5	Quebec
Apr. 2	T	1-1	Detroit
Apr. 4	L	2-5	BOSTON
Apr. 5	W	5-4	Hartford



1981-82

Record: 31-36-13, Fourth in Patrick Division

SEASON HIGHLIGHTS

Michel Dion is named the starting goaltender in the NHL All-Star Game.

Pittsburgh breaks the New York Islanders' 15-game winning streak with a 4-3 victory on Feb. 21.

Mike Bullard's 37 goals are the most by a Penguins rookie.

Paul Baxter sets a team record with 409 penalty minutes.

TRANSACTIONS

June 29, 1981 - Obtained Pat Boutette and Kevin McClelland from Hartford as compensation for Hartford signing free agent Greg Malone.

Dec. 29, 1981 - Obtained Rick MacLeish from Hartford for Russ Anderson.

Feb. 14, 1982 - Obtained Gary Edwards from St. Louis for an eighth round choice in the 1984 Entry Draft.

SCORING

PLAYERS	GP	G	A	PTS	PIM
Rick Kohoe	71	33	52	85	8
Randy Carlyle	73	11	64	75	131
Pat Boutette	80	23	51	74	230
Paul Gardner	59	36	33	69	28
Mike Bullard	75	37	27	64	91
George Ferguson	71	22	31	53	45
Rick MacLeish	74	19	28	47	44
Paul Baxter	76	9	34	43	409
Greg Malone	78	15	24	39	125
Pat Price	77	7	31	38	322
Peter Lee	74	18	16	34	98
Doug Shedden	38	10	15	25	12
Gregg Sheppard	58	11	10	21	35
Mark Johnson	46	10	11	21	30
Ron Stackhouse	76	2	19	21	102
Rod Schutt	35	9	12	21	42
Andre St. Laurent	34	10	9	19	32
Bob Simpson	26	9	9	18	4
Steve Gatzos	16	6	8	14	14
Pat Graham	42	6	8	14	55
Mario Fautbert	14	4	8	12	14
Greg Hotham	28	4	6	10	16
Jim Hamilton	11	5	3	8	2
Paul Mulvey	27	1	7	8	76
Marc Chorney	60	1	6	7	63
Kevin McClelland	10	1	4	5	4
Randy Boyd	23	0	2	2	49
Russ Anderson	31	0	1	1	98
Michel Dion	62	0	1	1	4
Dave Hannan	1	0	0	0	0
Bennett Wolf	1	0	0	0	2
Nick Ricci	3	0	0	0	0
Tony Feltrin	5	0	0	0	4
Gary Edwards	6	0	0	0	2
Paul Harrison	13	0	0	0	0
Gary Rissing	16	0	0	0	55
Bench					10

GOALTENDING

GOALIE	W-L-T	GP	MP	GA	SO	GAA
Gary Edwards	3-2-1	6	360	22	1	3.67
Michel Dion	25-24-12	62	3580	226	0	3.79
Nick Ricci	0-3-0	3	160	14	0	5.25
Paul Harrison	3-7-0	13	700	64	0	5.49
TOTALS	31-36-13	80	4800	337	1	4.21

GAMES

DATE	RESULT	SCORE	OPPONENT
Oct. 6	L	2-6	St. Louis
Oct. 7	T	5-5	Chicago
Oct. 10	W	2-1	QUEBEC
Oct. 11	L	2-8	Philadelphia
Oct. 14	L	1-4	NY ISLANDERS
Oct. 17	W	5-2	MINNESOTA
Oct. 18	L	2-3	Detroit
Oct. 20	W	5-3	COLORADO
Oct. 22	T	3-3	Calgary
Oct. 23	L	3-8	Edmonton
Oct. 25	W	6-4	Vancouver
Oct. 28	L	3-5	TORONTO
Oct. 29	L	4-6	Philadelphia
Oct. 31	W	3-1	BUFFALO
Nov. 4	W	6-3	NY RANGERS
Nov. 7	W	7-2	PHILADELPHIA
Nov. 11	W	3-2	Washington
Nov. 14	T	3-3	Boston
Nov. 18	W	6-1	ST. LOUIS
Nov. 20	T	3-3	TORONTO
Nov. 21	L	5-9	Montreal
Nov. 24	W	7-1	Quebec
Nov. 25	W	2-1	MONTREAL
Nov. 28	W	5-3	DETROIT
Dec. 1	W	4-2	WINNIPEG
Dec. 5	L	1-3	St. Louis
Dec. 6	L	4-7	Buffalo
Dec. 9	L	1-4	PHILADELPHIA
Dec. 12	W	7-4	WASHINGTON
Dec. 14	L	4-5	NY Rangers
Dec. 16	W	7-6	LOS ANGELES
Dec. 19	T	3-3	NY RANGERS
Dec. 20	L	1-3	Philadelphia
Dec. 23	T	4-4	Toronto
Dec. 26	L	5-7	BUFFALO
Dec. 27	L	3-5	NY Rangers
Dec. 30	W	6-2	WASHINGTON
Jan. 2	W	9-4	HARTFORD
Jan. 3	W	6-4	Hartford
Jan. 6	L	3-6	Chicago
Jan. 7	L	4-5	Detroit
Jan. 9	W	4-3	VANCOUVER
Jan. 13	L	1-6	Winnipeg
Jan. 16	L	0-4	Calgary
Jan. 17	T	3-3	Vancouver
Jan. 20	W	5-4	BOSTON
Jan. 21	L	1-6	NY Islanders
Jan. 23	T	5-5	PHILADELPHIA
Jan. 26	L	2-9	NY Islanders
Jan. 27	L	3-6	NY ISLANDERS
Jan. 30	W	2-1	WINNIPEG
Jan. 31	L	3-8	Washington
Feb. 2	L	6-9	MINNESOTA
Feb. 6	L	4-6	WASHINGTON
Feb. 7	L	4-5	Philadelphia
Feb. 10	T	3-3	HARTFORD
Feb. 11	L	2-4	Montreal
Feb. 13	T	3-3	LOS ANGELES
Feb. 15	L	2-6	NY Islanders
Feb. 17	L	3-5	NY RANGERS
Feb. 20	W	6-5	PHILADELPHIA
Feb. 21	W	4-3	NY ISLANDERS
Feb. 25	L	2-4	NY Islanders
Feb. 27	L	1-4	EDMONTON
Feb. 28	W	4-2	NY Rangers
Mar. 3	L	2-3	BOSTON
Mar. 6	W	6-4	Quebec
Mar. 7	T	4-4	CALGARY
Mar. 10	W	7-2	Washington
Mar. 13	W	6-2	COLORADO
Mar. 15	L	3-4	Minnesota
Mar. 17	L	4-10	Edmonton
Mar. 20	L	5-7	Los Angeles
Mar. 21	W	6-0	Colorado
Mar. 24	L	2-7	NY RANGERS
Mar. 27	T	3-3	CHICAGO
Mar. 28	W	6-5	Washington
Mar. 31	T	4-4	WASHINGTON
Apr. 2	W	7-5	NY Rangers
Apr. 4	W	7-2	NY ISLANDERS

1982-83



Record: 18-53-9, Sixth in Patrick Division

SEASON HIGHLIGHTS

Pat Boulette records hat tricks on Oct. 12 vs. Vancouver and Oct. 27 vs. Washington.

Denis Herron records his fourth shutout as a Penguin in a 0-0 tie with Philadelphia on Dec. 4.

Rick Kehoe is named to the Prince of Wales Conference All-Star Team.

TRANSACTIONS

Sept. 15, 1982 - Obtained Denis Herron from Montreal for a third round choice in the 1983 Entry Draft.

Oct. 28, 1982 - Obtained Ron Meighan and Anders Hakansson from Minnesota for George Ferguson and a first round choice in the 1983 Entry Draft.

Nov. 8, 1982 - Obtained Stan Jonathan from Boston for future considerations.

SCORING

PLAYERS	GP	G	A	PTS	PIM
Doug Shedden	80	24	43	67	54
Rick Kehoe	75	29	36	65	12
Greg Malone	80	17	44	61	82
Pat Boulette	80	27	29	56	110
Randy Carlyle	61	15	41	56	12
Paul Gardner	70	28	27	55	12
Mike Bullard	57	22	22	44	60
Dave Hannan	74	11	21	33	127
Paul Baxter	75	11	21	32	238
Greg Holtham	58	2	30	32	39
Peter Lee	63	13	13	26	10
Andre St. Laurent	70	13	9	22	105
Anders Hakansson	67	9	12	21	35
Randy Boya	56	4	14	18	71
Sieve Gatzos	44	6	7	13	52
Pat Price	38	1	11	12	104
Kevin McClelland	33	5	4	9	75
Gary Ristling	40	5	4	9	128
Marc Chorney	67	3	5	8	66
Ron Meighan	41	2	6	8	16
Tony Feltrin	32	3	3	6	40
Pat Graham	20	1	5	6	16
Tim Hynnewich	30	2	3	5	48
Doug Lectuyer	12	1	4	5	12
Rick MacLeish	6	0	5	5	2
Rod Buskas	41	2	2	4	102
Stan Jonstallan	20	0	3	3	13
Jim Hamilton	5	0	2	2	2
Michel Dion	49	0	2	2	8
Bob Simpson	4	1	0	1	0
Denis Herron	31	0	1	1	14
Rob Garner	1	0	0	0	0
Brian Lundberg	1	0	0	0	2
Nick Ricci	3	0	0	0	0
Roberto Romano	3	0	0	0	0
Rich Suffer	4	0	0	0	0
Rod Schult	5	0	0	0	0
Bennett Wolf	5	0	0	0	37
George Ferguson	7	0	0	0	2
Ian Turnbull	7	0	0	0	4
Bench					20

GOALTENDING

GOALIE	W-L-T	GP	MP	GA	SO	GAA
Michel Dion	12-30-4	49	2791	198	0	4.26
Denis Herron	5-18-5	31	1707	151	1	5.31
Nick Ricci	1-2-0	3	147	16	0	6.53
Roberto Romano	0-3-0	3	155	18	0	6.97
TOTALS	18-53-9	80	4800	394	1	4.93

GAMES

DATE	RESULT	SCORE	OPPONENT
Oct. 5	T	3-3	New Jersey
Oct. 9	L	3-5	NY RANGERS
Oct. 10	L	3-4	Boston
Oct. 12	W	5-4	VANCOUVER
Oct. 14	L	0-9	NY Islanders
Oct. 16	L	5-6	NEW JERSEY
Oct. 20	L	3-5	ST. LOUIS
Oct. 21	L	4-8	Quebec
Oct. 23	W	4-2	PHILADELPHIA
Oct. 27	W	7-5	WASHINGTON
Oct. 28	L	2-9	Philadelphia
Oct. 30	L	1-4	CALGARY
Oct. 31	L	2-6	NY Rangers
Nov. 2	W	3-1	NY Islanders
Nov. 4	T	4-4	New Jersey
Nov. 6	L	2-6	Los Angeles
Nov. 10	W	3-4	EDMONTON
Nov. 13	L	1-3	CALGARY
Nov. 14	T	6-6	Buffalo
Nov. 17	W	4-3	HARTFORD
Nov. 20	W	4-3	BOSTON
Nov. 24	W	4-3	TORONTO
Nov. 26	L	6-6	Minnesota
Nov. 27	L	3-5	ST. LOUIS
Dec. 1	L	2-4	CHICAGO
Dec. 2	L	4-5	Washington
Dec. 4	T	0-0	PHILADELPHIA
Dec. 8	W	4-2	BUFFALO
Dec. 11	L	4-7	QUEBEC
Dec. 12	L	3-4	Philadelphia
Dec. 15	T	4-4	DETROIT
Dec. 18	L	1-3	WASHINGTON
Dec. 20	L	3-6	NY Rangers
Dec. 21	W	3-2	Hartford
Dec. 23	L	4-6	Detroit
Dec. 26	W	4-3	NY RANGERS
Dec. 28	L	3-6	Washington
Dec. 29	L	5-6	ST. LOUIS
Jan. 1	W	2-1	NY ISLANDERS
Jan. 2	L	1-5	Montreal
Jan. 7	L	2-7	Edmonton
Jan. 9	L	3-4	Winnipeg
Jan. 12	L	0-7	MINNESOTA
Jan. 13	L	1-8	Philadelphia
Jan. 15	L	7-8	MONTREAL
Jan. 19	T	1-1	NEW JERSEY
Jan. 22	L	3-7	QUEBEC
Jan. 24	L	2-8	Toronto
Jan. 26	L	2-6	WASHINGTON
Jan. 28	L	2-7	Washington
Jan. 29	L	1-2	NY RANGERS
Jan. 31	L	2-3	New Jersey
Feb. 2	L	4-7	Chicago
Feb. 4	L	4-6	Winnipeg
Feb. 5	L	4-7	Calgary
Feb. 9	L	2-6	VANCOUVER
Feb. 10	L	3-7	Boston
Feb. 12	W	6-4	LOS ANGELES
Feb. 15	L	3-7	DETROIT
Feb. 17	L	1-4	NY Islanders
Feb. 19	L	7-10	EDMONTON
Feb. 21	L	2-4	Toronto
Feb. 23	W	6-4	WINNIPEG
Feb. 24	L	3-6	Philadelphia
Feb. 26	W	5-4	NEW JERSEY
Feb. 28	L	3-9	NY Rangers
Mar. 1	T	3-3	NY RANGERS
Mar. 4	L	2-10	Buffalo
Mar. 6	L	3-5	PHILADELPHIA
Mar. 10	L	3-4	NY ISLANDERS
Mar. 12	W	7-2	Hartford
Mar. 13	L	3-4	CHICAGO
Mar. 16	L	2-3	Minnesota
Mar. 19	W	7-4	Los Angeles
Mar. 21	L	3-7	Vancouver
Mar. 26	T	4-4	Washington
Mar. 27	L	1-4	NY ISLANDERS
Mar. 30	W	3-2	MONTREAL
Apr. 2	L	3-6	NY Islanders
Apr. 3	L	3-5	NEW JERSEY



1983-84

Record: 16-58-6, Sixth in Patrick Division

SEASON HIGHLIGHTS

Lou Angotti is named head coach on July 20.

Mike Bullard records 51 goals, the fourth Penguin to hit the 50-goal mark.

TRANSACTIONS

Oct. 23, 1983 - Obtained Andy Brickley, Ron Flockhart, Mark Taylor and a first round choice in the 1984 Entry Draft from Philadelphia for Rich Sutter and second and third round choices in the 1984 Entry Draft.

Dec. 5, 1983 - Obtained Tom Roulston from Edmonton for Kevin McClelland and a sixth round choice in the 1984 Draft.

Mar. 5, 1984 - Obtained Moe Mantha and a first round choice in the 1984 Entry Draft from Winnipeg for Randy Carlyle.

SCORING

PLAYERS	GP	G	A	PTS	PIM
Mike Bullard	76	51	41	92	57
Doug Shedden	67	22	35	57	20
Mark Taylor	60	24	31	55	24
Ron Flockhart	76	27	21	48	44
Rick Kehoe	57	18	27	45	8
Tom Roulston	77	16	24	40	24
Pat Bouette	73	14	26	40	142
Andy Brickley	50	16	20	38	9
Kevin McClelland	78	6	30	36	113
Greg Hofham	76	5	25	30	59
Randy Carlyle	60	3	23	26	82
Bob Erey	45	9	13	22	29
Norm Schmidt	34	6	12	18	12
Bryan Maxwell	48	3	15	18	111
Gary Rising	47	4	13	17	297
Tom O'Regan	51	4	10	14	8
Greg Fox	73	2	10	12	97
Tim Hynewich	25	4	5	9	34
Marty McSorley	72	2	7	9	224
Tom Thornbury	14	1	8	9	16
Warren Young	15	1	7	8	19
Steve Galzoz	23	3	3	6	15
Kevin McClelland	24	2	4	6	62
Rod Buskar	47	1	4	6	60
Bob Gladney	13	1	5	6	2
Ted Bulley	26	3	2	5	12
Dave Hannan	24	2	3	5	33
Paul Gardner	16	0	5	5	6
Jim Hamilton	11	2	2	4	4
Rod Schutt	11	1	3	4	4
Rocky Soganjuk	29	1	3	4	37
Darren Lowe	8	1	2	3	0
Andre St. Laurent	8	2	0	2	21
Mitch Lamoreux	8	1	1	2	6
Tim Toakey	8	0	2	2	2
Dean DeFazio	22	0	2	2	28
Greg Tebutt	24	0	2	2	31
Marc Chorney	4	0	1	1	8
Phil Baurque	5	0	1	1	12
Randy Boyd	5	0	1	1	6
Michel Dion	30	0	1	1	2
Grant Sossor	3	0	0	0	0
Vincent Tremblay	4	0	0	0	0
Rich Sutter	5	0	0	0	0
Todd Charlesworth	10	0	0	0	8
Tray Loney	13	0	0	0	9
Roberto Romano	18	0	0	0	0
Denis Herron	38	0	0	0	21
Bench					14

GOALTENDING

GOALIE	W-L-T	GP	MP	GA	SO	GAA
Denis Herron	8-24-2	38	2028	138	1	4.08
Roberto Romano	6-11-0	18	1020	78	1	4.59
Michel Dion	2-19-4	30	1553	138	0	5.33
Vincent Tremblay	0-4-0	4	240	24	0	6.00
TOTALS	16-58-6	80	4800	390	2	4.68

GAMES

DATE	RESULT	SCORE	OPPONENT
Oct. 4	L	3-5	St. Louis
Oct. 8	L	1-6	NY RANGERS
Oct. 9	L	1-7	PHILADELPHIA
Oct. 12	L	3-4*	WINNIPEG
Oct. 14	W	4-0	Washington
Oct. 15	L	4-6	HARTFORD
Oct. 18	L	1-3	BUFFALO
Oct. 22	L	1-6	BOSTON
Oct. 25	L	0-1	WASHINGTON
Oct. 27	W	4-2	Chicago
Oct. 29	L	1-3	PHILADELPHIA
Oct. 30	W	5-3	New Jersey
Nov. 2	W	6-3	Winnipeg
Nov. 3	T	3-3*	Calgary
Nov. 5	L	3-7	Edmonton
Nov. 6	T	4-4*	CALGARY
Nov. 11	L	5-6	NY ISLANDERS
Nov. 12	W	4-2	NY Islanders
Nov. 16	L	2-5	TORONTO
Nov. 19	T	4-4*	ST. LOUIS
Nov. 20	L	4-5	Philadelphia
Nov. 23	W	4-1	NEW JERSEY
Nov. 25	L	2-5	Detroit
Nov. 26	L	4-7	DETROIT
Nov. 29	L	4-6	Minnesota
Dec. 1	L	4-6	MINNESOTA
Dec. 3	L	3-6	PHILADELPHIA
Dec. 6	L	3-5	BOSTON
Dec. 11	T	3-3*	MONTREAL
Dec. 13	W	3-2	HARTFORD
Dec. 15	L	1-3	Montreal
Dec. 17	L	5-6	LOS ANGELES
Dec. 18	T	3-3*	Toronto
Dec. 20	L	3-11	NY Islanders
Dec. 21	L	1-6	NY Rangers
Dec. 23	W	6-5*	New Jersey
Dec. 26	W	7-4	NY RANGERS
Dec. 31	L	0-2	St. Louis
Jan. 3	L	5-7	PHILADELPHIA
Jan. 6	L	1-3	New Jersey
Jan. 7	L	4-7	NEW JERSEY
Jan. 10	L	1-7	Quebec
Jan. 14	L	3-7	Boston
Jan. 15	L	0-2	Chicago
Jan. 18	L	4-5*	WINNIPEG
Jan. 20	W	6-3	NY Rangers
Jan. 21	L	2-3	WASHINGTON
Jan. 25	L	3-6	NY RANGERS
Jan. 28	L	2-5	Montreal
Jan. 29	L	3-7	Buffalo
Feb. 1	W	4-0	MINNESOTA
Feb. 4	L	5-6	NY Islanders
Feb. 5	L	4-5	NY ISLANDERS
Feb. 8	L	5-6*	BUFFALO
Feb. 9	L	3-9	Detroit
Feb. 11	W	3-2	NEW JERSEY
Feb. 13	L	1-6	Quebec
Feb. 16	L	3-10	Calgary
Feb. 17	W	4-1	Vancouver
Feb. 19	L	3-7	Edmonton
Feb. 22	L	2-9	EDMONTON
Feb. 25	T	3-3*	CHICAGO
Feb. 26	L	3-4*	NY Rangers
Feb. 29	L	5-9	VANCOUVER
Mar. 1	L	1-9	Washington
Mar. 3	W	4-3	LOS ANGELES
Mar. 5	L	2-5	WASHINGTON
Mar. 6	L	5-6	New Jersey
Mar. 8	L	6-8	QUEBEC
Mar. 11	L	4-6	NY ISLANDERS
Mar. 13	L	3-4	Vancouver
Mar. 14	L	6-7	Los Angeles
Mar. 17	W	4-2	Hartford
Mar. 21	W	3-1	TORONTO
Mar. 22	L	4-13	Philadelphia
Mar. 24	L	0-6	Washington
Mar. 25	L	3-4	WASHINGTON
Mar. 28	L	3-5	PHILADELPHIA
Mar. 29	L	4-6	NY Rangers
Apr. 1	L	1-2	NY ISLANDERS

* Overtime

1984-85



Record: 24-51-5, Sixth in Patrick Division

SEASON HIGHLIGHTS

Bob Berry is named head coach on June 4.

The Penguins draft Mario Lemieux, Doug Bodger and Roger Belanger in the first round of the 1984 Entry Draft on June 9, marking the first time the team selected more than one player in the first round. Lemieux is also the first Penguin to be drafted first overall.

Mario Lemieux records three points (2+1) and is named MVP of the NHL All-Star Game in Calgary.

Mario Lemieux becomes just the third rookie in NHL history to record 100 points (43+57), wins the Calder Trophy as Rookie of the Year, and is named to the All-Rookie Team.

Mario Lemieux and Warren Young each record 40 goals, the first time two Penguins rookies reach the mark.

Warren Young is also named to the All-Rookie Team.

TRANSACTIONS

Oct. 11, 1984 - Obtained Randy Hillier from Boston for a fourth round choice in the 1985 Entry Draft.

Nov. 16, 1984 - Obtained Ville Sien from Hartford for Pat Bouchette.

SCORING

PLAYERS	GP	G	A	PTS	PIM
Mario Lemieux	73	43	57	100	54
Warren Young	80	40	32	72	176
Doug Shedden	80	35	32	67	30
Mike Bullard	68	32	31	63	75
Jahn Chabot	77	9	51	60	14
Wayne Babych	65	20	34	54	35
Mae Mantha	71	11	40	51	54
Doug Bodger	65	5	26	31	67
Andy Brickley	45	7	15	22	10
Randy Hillier	45	2	19	21	56
Mitch Lamoureux	62	11	8	19	53
Gary Rissling	56	10	9	19	209
Kevin McCarthy	64	9	10	19	30
Troy Loney	46	10	8	18	59
Mark Taylor	47	7	10	17	19
Dave Hannan	30	6	7	13	43
Bruce Crowder	26	4	7	11	23
Joe McDonnell	40	2	9	11	20
Rod Buskas	69	2	7	9	191
Todd Charlesworth	67	1	8	9	31
Roger Belanger	44	3	5	8	32
Wally Weir	48	2	6	8	90
Bryan Maxwell	44	0	8	8	57
Jim McGeough	25	3	4	7	16
Greg Fox	26	2	5	7	26
Arto Javanainen	14	4	1	5	2
Ran Flockhart	12	0	5	5	4
Pat Bouchette	14	1	3	4	24
Jim Hamilton	11	2	1	3	0
Steve Gatzos	6	0	2	2	2
Rick Kehoe	6	0	2	2	0
Greg Hotham	11	0	2	2	4
Bob Errey	16	0	2	2	7
Michel Dion	10	0	1	1	0
Bob Geale	1	0	0	0	2
Tom O'Regan	1	0	0	0	0
Petteri Lehto	6	0	0	0	4
Mike Rowe	6	0	0	0	7
Brian Ford	8	0	0	0	0
Marty McSorley	15	0	0	0	15
Roberto Romano	31	0	0	0	2
Denis Herron	42	0	0	0	4

GOALTENDING

GOALIE	W-L-T	GP	MP	GA	SO	GAA
Roberto Romano	9-17-2	31	1629	120	1	4.42
Denis Herron	10-22-3	42	2193	169	1	4.62
Michel Dion	3-6-0	10	553	43	0	4.67
Brian Ford	2-6-0	8	457	48	0	6.30
TOTALS	24-51-5	80	4832	385	2	4.78

GAMES

DATE	RESULT	SCORE	OPPONENT
Oct. 11	L	3-4	Boston
Oct. 13	L	3-4	Montreal
Oct. 17	W	4-3	VANCOUVER
Oct. 20	W	3-1	PHILADELPHIA
Oct. 21	L	2-4	Philadelphia
Oct. 24	L	2-5	NEW JERSEY
Oct. 27	W	6-5	MONTREAL
Oct. 30	W	4-3	DETROIT
Oct. 31	W	7-6	New Jersey
Nov. 3	L	5-7	NY RANGERS
Nov. 6	T	3-3*	EDMONTON
Nov. 8	L	2-6	ST. LOUIS
Nov. 10	L	4-5	NY Islanders
Nov. 14	W	4-3*	Winnipeg
Nov. 16	L	6-7	Vancouver
Nov. 17	L	3-5	Los Angeles
Nov. 21	T	3-3*	WASHINGTON
Nov. 22	L	3-9	Hartford
Nov. 24	L	3-5	NEW JERSEY
Nov. 27	T	2-2*	BUFFALO
Nov. 29	L	3-6	CHICAGO
Dec. 1	L	1-3	Philadelphia
Dec. 2	L	1-9	Washington
Dec. 5	W	7-4	ST. LOUIS
Dec. 7	W	4-3*	NY Rangers
Dec. 8	W	6-4	CALGARY
Dec. 12	W	4-3	NY ISLANDERS
Dec. 15	W	5-2	Toronto
Dec. 19	L	2-5	NEW JERSEY
Dec. 21	W	4-2	PHILADELPHIA
Dec. 22	L	2-5	NY Islanders
Dec. 26	W	6-5	NY ISLANDERS
Dec. 28	W	4-0	HARTFORD
Dec. 29	L	2-10	Quebec
Dec. 31	T	4-4*	Detroit
Jan. 2	W	2-1	Toronto
Jan. 4	L	2-7	Buffala
Jan. 5	L	3-8	QUEBEC
Jan. 9	W	7-4	VANCOUVER
Jan. 12	W	4-3	EDMONTON
Jan. 16	L	4-5	WASHINGTON
Jan. 17	L	2-6	Washington
Jan. 19	W	5-4	CHICAGO
Jan. 21	L	6-7	Winnipeg
Jan. 23	L	3-4	Minnesota
Jan. 25	T	6-6*	Calgary
Jan. 26	L	3-6	Edmonton
Jan. 30	L	5-6	TORONTO
Feb. 2	L	0-4	NY ISLANDERS
Feb. 7	L	3-6	New Jersey
Feb. 9	L	1-4	NY Islanders
Feb. 10	L	4-5	LOS ANGELES
Feb. 14	L	3-4	Chicago
Feb. 16	L	1-8	QUEBEC
Feb. 18	L	2-8	Philadelphia
Feb. 20	W	6-3	CALGARY
Feb. 22	L	3-8	NY RANGERS
Feb. 23	W	3-1	Minnesota
Feb. 25	L	4-5	MINNESOTA
Feb. 27	L	4-6	WINNIPEG
Mar. 2	W	5-4	NY RANGERS
Mar. 3	L	3-7	NY Rangers
Mar. 5	L	0-6	Los Angeles
Mar. 7	L	1-5	St. Louis
Mar. 9	W	6-5*	Boston
Mar. 10	L	4-11	Philadelphia
Mar. 13	L	3-7	BOSTON
Mar. 16	W	5-0	NY RANGERS
Mar. 17	L	3-4	Hartford
Mar. 19	L	3-5	PHILADELPHIA
Mar. 22	L	1-3	Buffalo
Mar. 24	L	3-7	Washington
Mar. 26	L	4-5	NY Rangers
Mar. 27	W	4-3	NEW JERSEY
Mar. 30	L	4-6	New Jersey
Mar. 31	L	2-4	MONTREAL
Apr. 2	L	3-4	NY Islanders
Apr. 3	L	2-3	DETROIT
Apr. 6	L	4-7	WASHINGTON
Apr. 7	L	3-7	Washington

* Overtime



1985-86

Record: 34-38-8, Fifth in Patrick Division

SEASON HIGHLIGHTS

Mario Lemieux records his first career hat trick on Dec. 31 at St. Louis with four goals.

Lemieux records a 28-game point streak from Jan. 11 through Mar. 15, recording 59 points (21+38) in that span.

Pittsburgh ties the Russian Dynamo 3-3 on Jan. 4 before a sellout crowd.

Lemieux records his 100th point of the season on Feb. 15, becoming the first Penguin to record back-to-back 100 point seasons.

TRANSACTIONS

Sept. 10, 1985 - Obtained Gilles Meloche from Edmonton for Tim Hrynewich and Marty McSorley.

Oct. 4, 1985 - Obtained Randy Cunneyworth and Mike Moller from Buffalo for Pat Hughes.

Mar. 11, 1986 - Obtained Ron Duguay from Detroit for Doug Shedden.

SCORING

PLAYERS	GP	G	A	PTS	PIM
Mario Lemieux	79	48	93	141	43
Mike Bullard	77	41	42	83	69
Moe Mantha	78	15	52	67	102
Doug Shedden	67	32	34	66	32
Terry Ruskowski	72	26	37	63	167
Ron Duguay	80	25	36	61	32
Randy Cunneyworth	75	15	30	45	74
John Chabot	77	14	31	45	6
Doug Bodger	79	4	33	37	63
Dave Hannan	75	17	18	35	91
Willy Lindstrom	71	14	17	31	30
Mike Blaisdell	66	15	14	29	36
Norm Schmidt	66	15	14	29	57
Jim Johnson	80	3	26	29	115
Craig Simpson	76	11	17	28	49
Dan Frawley	69	10	11	21	174
Bob Errey	37	11	6	17	8
Ville Siren	60	4	8	12	32
Troy Loney	47	3	9	12	95
Rod Buskas	72	2	7	9	159
Jim McGeough	17	3	2	5	8
Chris Dahlquist	5	1	2	3	2
Tom O'Regan	9	1	2	3	2
Randy Hillier	28	0	3	3	53
Ted Nolan	18	1	1	2	34
Dwight Mathieson	4	1	0	1	2
Todd Charlesworth	2	0	1	1	0
Gilles Meloche	34	0	1	1	2
Roberto Romano	46	0	1	1	4
Wayne Babych	2	0	0	0	0
Denis Herron	3	0	0	0	0
Joe McDonnell	3	0	0	0	2
Mike Rowe	3	0	0	0	4
Phil Bourque	4	0	0	0	2
Tom Roulston	5	0	0	0	2

GOALTENDING

GOALIE	W-L-T	GP	MP	GA	SO	GAA
Roberto Romano	21-20-3	46	2683	159	2	3.55
Gilles Meloche	13-15-5	34	1989	119	0	3.59
Denis Herron	0-3-0	3	180	14	0	4.67
TOTALS	34-38-8	80	4852	305	2	3.77

GAMES

DATE	RESULT	SCORE	OPPONENT
Oct. 10	L	3-5	MONTREAL
Oct. 13	L	2-4	PHILADELPHIA
Oct. 15	W	3-2	MINNESOTA
Oct. 16	T	5-5*	Chicago
Oct. 19	L	3-4	Quebec
Oct. 23	W	5-4	Toronto
Oct. 24	W	6-4	TORONTO
Oct. 26	T	4-4*	QUEBEC
Oct. 29	L	3-4	HARTFORD
Oct. 30	L	3-6	Detroit
Nov. 2	T	4-4	Montreal
Nov. 4	L	2-4	NY RANGERS
Nov. 6	L	1-4	WASHINGTON
Nov. 8	L	3-5	New Jersey
Nov. 9	W	3-1	CHICAGO
Nov. 13	W	6-3	Vancouver
Nov. 16	L	3-4*	Los Angeles
Nov. 19	L	3-4	Washington
Nov. 20	L	1-3	WASHINGTON
Nov. 22	W	8-1	WINNIPEG
Nov. 24	L	4-7	Philadelphia
Nov. 27	W	7-1	TORONTO
Nov. 30	W	5-4	NY RANGERS
Dec. 2	W	6-0	NY Rangers
Dec. 4	W	5-2	DETROIT
Dec. 6	W	3-1	Buffalo
Dec. 7	L	1-5	NEW JERSEY
Dec. 10	L	4-7	NY Islanders
Dec. 11	T	4-4*	NY ISLANDERS
Dec. 14	L	4-5	Hartford
Dec. 15	W	5-2	NY Rangers
Dec. 17	W	4-3	CALGARY
Dec. 19	W	4-3*	Minnesota
Dec. 21	L	2-4	PHILADELPHIA
Dec. 22	L	2-3*	Philadelphia
Dec. 26	W	4-3	BOSTON
Dec. 28	L	2-4	NY ISLANDERS
Dec. 31	W	8-4	St. Louis
Jan. 1	L	4-7	Chicago
Jan. 6	W	4-3	NEW JERSEY
Jan. 8	W	7-3	LOS ANGELES
Jan. 9	L	0-9	NY Islanders
Jan. 11	T	3-3*	BUFFALO
Jan. 16	W	6-3	NY ISLANDERS
Jan. 18	W	5-2	St. Louis
Jan. 19	W	3-2	MINNESOTA
Jan. 22	W	7-4	Edmonton
Jan. 24	L	3-4	Vancouver
Jan. 25	L	2-5	Calgary
Jan. 28	T	2-2*	PHILADELPHIA
Jan. 29	W	4-1	New Jersey
Feb. 1	L	3-4	NY Islanders
Feb. 2	L	2-3	Boston
Feb. 8	W	4-0	NEW JERSEY
Feb. 12	W	8-1	WASHINGTON
Feb. 15	W	9-4	VANCOUVER
Feb. 16	T	5-5*	New Jersey
Feb. 19	W	5-2	WINNIPEG
Feb. 21	W	7-3	Detroit
Feb. 22	L	3-5	St. Louis
Feb. 24	W	6-5*	LOS ANGELES
Feb. 26	W	5-2	BUFFALO
Feb. 27	L	3-8	NY Rangers
Mar. 1	W	5-1	HARTFORD
Mar. 4	L	3-6	Calgary
Mar. 7	L	3-5	Edmonton
Mar. 9	L	3-5	Winnipeg
Mar. 11	L	3-5	Washington
Mar. 12	L	2-5	BOSTON
Mar. 15	T	2-2*	NY RANGERS
Mar. 17	L	3-5	WASHINGTON
Mar. 19	W	7-3	New Jersey
Mar. 20	L	1-5	Philadelphia
Mar. 22	W	7-4	Quebec
Mar. 26	L	3-8	EDMONTON
Mar. 29	L	3-4	Montreal
Apr. 1	L	3-5	Washington
Apr. 2	L	2-7	NY ISLANDERS
Apr. 5	L	3-4*	PHILADELPHIA
Apr. 6	W	5-4*	NY RANGERS

* - Overtime

1986-87



Record: 30-38-12, Fifth in Patrick Division

SEASON HIGHLIGHTS

The Penguins defeat Buffalo, 5-4 in overtime on Oct. 22 to extend their record start-of-the-season winning streak to seven games.

Mario Lemieux records 107 points (54+53), topping the century mark for the third consecutive season.

TRANSACTIONS

Nov. 12, 1986 - Obtained Dan Quinn from Calgary for Mike Bullard.

Jan. 21, 1987 - Obtained Chris Kontos from the New York Rangers for Ron Duguay.

Feb. 6, 1987 - Obtained Pat Riggan from Boston for Roberto Romano.

SCORING

PLAYERS	GP	G	A	PTS	PIM
Mario Lemieux	63	54	53	107	57
Dan Quinn	80	31	49	80	54
Randy Cunneynworth	79	26	27	53	142
Craig Simpson	72	26	25	51	57
Terry Ruskowski	70	14	37	51	147
Doug Bodger	76	11	38	49	52
Moe Mantha	62	9	31	40	44
John Chabot	72	14	22	36	8
Bob Erey	72	16	18	34	46
Jim Johnson	80	5	25	30	116
Dan Frawley	78	14	14	28	218
Kevin LaVallee	33	8	20	28	4
Dave Hannan	58	10	15	25	56
Willy Lindstrom	60	10	13	23	6
Ville Siren	69	5	18	23	50
Warren Young	50	8	13	21	103
Ron Duguay	40	5	13	18	30
Rod Buskas	68	3	15	18	123
Chris Kontos	31	8	9	17	6
Troy Loney	23	8	7	15	22
Randy Hillier	55	4	8	12	97
Mike Bullard	14	2	10	12	17
Dwight Schofield	25	1	6	7	59
Norm Schmidt	20	1	5	6	4
Phil Bourque	22	2	3	5	32
Jim McGeough	11	1	4	5	8
Mitch Wilson	17	2	1	3	83
Lee Giffin	8	1	1	2	0
Mike Blaisdell	10	1	1	2	2
Neil Belland	3	0	1	1	0
Dwight Mathiasen	6	0	1	1	2
Chris Dahlquist	19	0	1	1	22
Pat Riggan	27	0	1	1	2
Gilles Meloche	43	0	1	1	20
Todd Charlesworth	1	0	0	0	0
Alain Lamieux	1	0	0	0	0
Steve Guenette	2	0	0	0	0
Mike Rowe	2	0	0	0	0
Carl Mokosak	3	0	0	0	4
Roberto Romano	25	0	0	0	0
Bench					16

GOALTENDING

GOALIE	W-L-T	GP	MP	GA	SO	GAA
Pat Riggan	8-6-3	17	988	55	0	3.34
Gilles Meloche	13-19-7	43	2343	134	0	3.43
Roberto Romano	9-11-2	25	1438	87	0	3.63
Steve Guenette	0-2-0	2	113	8	0	4.25
TOTALS	30-38-12	80	4882	290	1	3.56

GAMES

DATE	RESULT	SCORE	OPPONENT
Oct. 9	W	5-4	WASHINGTON
Oct. 11	W	6-5*	NY RANGERS
Oct. 12	W	4-1	Chicago
Oct. 14	W	4-3*	LOS ANGELES
Oct. 17	W	7-3	Buffalo
Oct. 18	W	8-4	NEW JERSEY
Oct. 22	W	5-4*	BUFFALO
Oct. 23	L	3-5	Philadelphia
Oct. 25	W	4-2	PHILADELPHIA
Oct. 28	L	2-5	Hartford
Oct. 29	L	6-8	NEW JERSEY
Nov. 1	T	3-3*	St. Louis
Nov. 4	T	2-2*	VANCOUVER
Nov. 8	W	4-2	Minnesota
Nov. 9	L	1-2	Detroit
Nov. 12	W	2-1	BOSTON
Nov. 14	L	4-5	New Jersey
Nov. 15	W	5-2	QUEBEC
Nov. 18	L	1-3	Winnipeg
Nov. 20	W	5-2	Calgary
Nov. 22	W	5-4	Washington
Nov. 25	L	1-5	NY Islanders
Nov. 26	L	2-3	NY ISLANDERS
Nov. 29	T	5-5*	NY RANGERS
Nov. 30	T	2-2*	NY Rangers
Dec. 5	L	2-4	EDMONTON
Dec. 6	W	5-2	MINNESOTA
Dec. 10	L	4-6	CALGARY
Dec. 12	W	8-3	TORONTO
Dec. 13	L	2-3*	Toronto
Dec. 17	L	0-3	Los Angeles
Dec. 20	L	4-6	PHILADELPHIA
Dec. 22	T	4-4*	Montreal
Dec. 23	L	3-4*	NY Islanders
Dec. 26	T	3-3*	Buffalo
Dec. 27	T	3-3*	NY ISLANDERS
Dec. 30	L	3-5	NY RANGERS
Jan. 1	L	3-4*	Washington
Jan. 3	W	6-3	MONTREAL
Jan. 7	W	5-2	WASHINGTON
Jan. 9	L	2-3	Washington
Jan. 13	T	3-3*	NY Islanders
Jan. 14	L	3-4	WINNIPEG
Jan. 17	L	2-4	Boston
Jan. 18	L	0-1	DETROIT
Jan. 21	L	5-10	Los Angeles
Jan. 23	W	6-0	Vancouver
Jan. 24	L	2-4	Edmonton
Jan. 27	W	7-5	WASHINGTON
Jan. 29	L	3-5	Philadelphia
Feb. 1	L	6-8	HARTFORD
Feb. 5	L	5-6	Boston
Feb. 7	W	4-1	CHICAGO
Feb. 8	W	2-1*	New Jersey
Feb. 14	W	3-3*	VANCOUVER
Feb. 15	T	1-4	NY Rangers
Feb. 17	L	1-3	CALGARY
Feb. 19	T	4-4*	Philadelphia
Feb. 21	L	5-6	NEW JERSEY
Feb. 22	W	4-2	NY Rangers
Feb. 24	W	5-2	EDMONTON
Feb. 26	L	4-5	NY Islanders
Feb. 28	L	1-2	CHICAGO
Mar. 1	T	5-5*	ST. LOUIS
Mar. 3	W	8-1	Quebec
Mar. 5	L	2-7	Toronto
Mar. 7	W	7-3	Minnesota
Mar. 8	W	5-3	Winnipeg
Mar. 10	L	3-6	NY ISLANDERS
Mar. 12	W	6-3	QUEBEC
Mar. 14	L	2-3*	NY RANGERS
Mar. 18	W	5-4	ST. LOUIS
Mar. 20	W	3-4	Washington
Mar. 22	L	1-3	Philadelphia
Mar. 24	T	3-3*	PHILADELPHIA
Mar. 28	L	4-5	Hartford
Mar. 29	L	1-4	MONTREAL
Mar. 31	L	3-5	New Jersey
Apr. 2	W	6-2	NEW JERSEY
Apr. 4	W	4-3*	DETROIT

* - Overtime



1987-88

Record: 36-35-9, Sixth in Patrick Division

SEASON HIGHLIGHTS

Pierre Cremerer is named head coach on June 4.
 Mario Lemieux picks up his second All-Star MVP award, after posting six points (3+3), including the game-winning goal in overtime at St. Louis.
 Lemieux sets the Penguins records for goals (70), assists (98), points (168) and power-play goals (22).
 Lemieux wins his first Art Ross Trophy and his first Hart Trophy.
 Tony Esposito is named general manager on Apr. 14.
 Pierre Cremerer is relieved of his coaching duties on June 14.

TRANSACTIONS

Nov. 24, 1987 - Obtained Paul Coffey, Dave Hunter and Wayne Van Dorp from Edmonton for Craig Simpson, Moe Mantha, Dave Honnan and Chris Joseph.

SCORING

PLAYERS	GP	G	A	PTS	PIM
Mario Lemieux	77	70	98	168	92
Dan Quinn	70	40	39	79	50
Randy Cunneyworth	71	35	39	74	141
Paul Coffey	46	15	52	67	93
Doug Bodger	69	14	31	45	103
Rob Brown	51	24	20	44	56
Dave Hunter	80	14	21	35	83
Charlie Simmer	50	11	17	28	24
Jack Collander	41	11	16	27	45
Craig Simpson	21	13	13	26	34
Bryan Erickson	53	7	19	26	20
Ville Siren	58	1	20	21	62
Dave McLlwain	66	11	8	19	40
Troy Loney	65	5	13	18	151
Phil Bourque	21	4	12	16	20
Dan Frawley	47	6	8	14	152
Randy Hillier	55	1	12	13	144
Jim Johnson	55	1	12	13	87
Rod Buskas	76	4	8	12	206
Steve Gataas	36	5	6	11	45
Zarley Zalapski	15	3	8	11	7
Moe Mantha	21	2	8	10	23
Bob Errey	17	3	6	9	18
Chris Dahlquist	44	3	6	9	69
Mark Kachewski	38	5	3	8	126
Perry Ganchar	31	3	5	8	36
Wilf Palment	23	2	6	8	39
Chris Kontas	36	1	7	8	12
Kevin Stevens	16	5	2	7	8
Dave Honnan	21	4	3	7	23
Dwight Mathiasen	23	0	6	6	14
Wayne Van Dorp	25	1	3	4	75
Chris Joseph	17	0	4	4	12
Norm Schmidt	5	1	2	3	0
Todd Charlesworth	6	2	0	2	2
Brod Aitken	5	1	1	2	0
Lee Giffin	19	0	2	2	9
Frank Pietrangelo	21	0	2	2	2
Scott Gruhl	6	1	0	1	0
Pat Mayer	1	0	0	0	4
Dave Gaeft	2	0	0	0	2
Warren Young	7	0	0	0	15
Jimmy Mann	9	0	0	0	53
Steve Guenette	19	0	0	0	2
Pat Riggan	22	0	0	0	12
Gilles Meloche	27	0	0	0	0

GOALTENDING

GOALIE	W-L-T	GP	MP	GA	SO	GAA
Steve Guenette	12-7-0	19	1092	61	1	3.35
Pat Riggan	7-8-4	22	1169	76	0	3.90
Frank Pietrangelo	9-11-0	21	1207	80	1	3.98
Gilles Meloche	8-9-5	27	1394	95	0	4.09
TOTALS	36-35-9	80	4862	316	2	3.90

GAMES

DATE	RESULT	SCORE	OPPONENT
Oct. 8	T	4-4*	NY Rangers
Oct. 9	L	3-6	New Jersey
Oct. 13	W	8-3	BUFFALO
Oct. 15	T	6-6	NY RANGERS
Oct. 17	L	2-3	Montreal
Oct. 18	L	2-3	Philadelphia
Oct. 21	L	4-5	NEW JERSEY
Oct. 23	L	2-5	Detroit
Oct. 24	W	5-3	BUFFALO
Oct. 27	T	4-4*	LOS ANGELES
Oct. 29	L	0-4	TORONTO
Oct. 31	W	5-4*	Quebec
Nov. 3	W	5-1	PHILADELPHIA
Nov. 5	W	4-2	NY Rangers
Nov. 7	L	1-4	Boston
Nov. 11	W	3-2	WASHINGTON
Nov. 12	L	2-5	Philadelphia
Nov. 14	W	3-2*	NY RANGERS
Nov. 17	L	4-6	Vancouver
Nov. 20	L	1-4	Edmonton
Nov. 21	T	4-4*	Calgary
Nov. 25	W	6-4	QUEBEC
Nov. 27	W	4-2	Washington
Nov. 28	T	5-5*	WASHINGTON
Dec. 2	L	1-7	NY ISLANDERS
Dec. 5	W	6-3	VANCOUVER
Dec. 9	W	5-2	CALGARY
Dec. 11	W	6-4	NY ISLANDERS
Dec. 12	L	2-5	St. Louis
Dec. 15	L	2-5	PHILADELPHIA
Dec. 17	W	7-4	New Jersey
Dec. 19	W	4-3	NY RANGERS
Dec. 20	W	8-4	NY Rangers
Dec. 23	L	2-6	NEW JERSEY
Dec. 26	W	6-3	DETROIT
Dec. 27	T	3-3*	Buffalo
Dec. 29	T	4-4*	BOSTON
Jan. 1	L	3-5	Washington
Jan. 2	L	2-3	NY Islanders
Jan. 5	T	4-4	LOS ANGELES
Jan. 7	L	2-3	BOSTON
Jan. 9	L	4-5*	Hartford
Jan. 10	L	5-7	Detroit
Jan. 12	T	5-5	NY ISLANDERS
Jan. 15	L	4-5	PHILADELPHIA
Jan. 16	W	4-3	Toronto
Jan. 19	W	6-4	NY Islanders
Jan. 20	W	8-3	Chicago
Jan. 23	W	4-3*	Montreal
Jan. 25	L	4-6	EDMONTON
Jan. 27	L	1-4	WINNIPEG
Jan. 28	L	3-6	New Jersey
Jan. 30	W	4-2	CHICAGO
Feb. 2	W	3-2*	WASHINGTON
Feb. 4	W	1-0	MINNESOTA
Feb. 6	W	5-4	HARTFORD
Feb. 7	L	3-6	NY Rangers
Feb. 13	W	7-5	Los Angeles
Feb. 17	L	0-5	Vancouver
Feb. 19	L	3-7	Edmonton
Feb. 21	L	4-5	ST. LOUIS
Feb. 23	L	3-4*	WINNIPEG
Feb. 25	L	1-2	NY Rangers
Feb. 28	L	5-7	Chicago
Mar. 1	W	8-3	MINNESOTA
Mar. 5	W	8-3	NY ISLANDERS
Mar. 7	W	5-4	Calgary
Mar. 10	L	4-6	St. Louis
Mar. 12	L	3-6	Minnesota
Mar. 13	W	5-4	Winnipeg
Mar. 16	W	5-2	TORONTO
Mar. 19	W	7-0	PHILADELPHIA
Mar. 20	L	2-4	Philadelphia
Mar. 23	W	7-1	WASHINGTON
Mar. 25	W	5-2	MONTREAL
Mar. 27	W	6-3	Quebec
Mar. 29	L	0-4	New Jersey
Mar. 31	L	2-7	NEW JERSEY
Apr. 2	W	7-6	Washington
Apr. 3	W	4-2	HARTFORD

* - Overtime

1988-89



Record: 40-33-7, Second in Patrick Division

SEASON HIGHLIGHTS

Gene Ubriaco is hired as head coach on June 28.
 Mario Lemieux records a club record five goals on Dec. 31 vs. New Jersey, scoring one goal each at even strength, on the power play, short handed, on a penalty shot and into an empty net.
 Lemieux better his records for goals (85), assists (114), points (199), power play goals (31), short-handed goals (13) and hat tricks (9).
 Pittsburgh sets an NHL record with 119 power play goals.
 The Penguins return to the post-season for the first time in seven seasons, sweeping the Rangers and falling to Philadelphia in seven games.
 Lemieux ties NHL playoff records for goals (5) and points (8) in a game in a 10-7 Pittsburgh Game One win against Philadelphia.
 Lemieux captures his second Art Ross Trophy.

TRANSACTIONS

Sept. 1, 1988 - Obtained Wendell Young and a seventh round choice in the 1990 Entry Draft from Philadelphia for a third round choice in the 1990 Entry Draft.
Nov. 12, 1988 - Obtained Tom Barraso and a third round choice in the 1990 Entry Draft from Buffalo for Doug Bodger and Darin Shannon.

SCORING

PLAYERS	GP	G	A	PTS	PIM
Mario Lemieux	76	85	114	199	100
Rob Brown	68	49	66	115	118
Paul Coffey	75	30	83	113	193
Dan Quinn	79	34	60	94	102
Bob Errey	76	26	32	58	124
John Cullen	79	12	37	49	112
Zarley Zalapski	58	12	33	45	57
Rondy Cunneyworth	70	25	19	44	156
Phil Bourque	80	17	26	43	97
Dave Hannan	72	10	20	30	157
Randy Hillier	68	1	23	24	141
Troy Loney	69	10	6	16	165
Jim Johnson	76	2	14	16	163
Kevin Stevens	24	12	3	15	19
Jack Callander	30	6	5	11	20
Tom Barraso	54	0	8	8	70
Dan Frawley	46	3	4	7	66
Steve Dykstra	65	1	6	7	126
Chris Dahlquist	43	1	5	6	42
Rod Buskas	52	1	5	6	105
Doug Bodger	10	1	4	5	7
Jay Caulfield	58	1	4	5	285
Gord Dineen	40	1	3	4	44
Scott Bjugstad	24	3	0	3	4
Dave McLlwain	24	1	2	3	4
Mark Kachowski	12	1	1	2	43
Mark Recchi	15	1	1	2	0
Wendell Young	22	0	2	2	4
Ville Siren	12	1	0	1	14
Steve Guenette	11	0	1	1	0
Rick Tabaracci	1	0	0	0	2
Perry Ganchar	3	0	0	0	0
Frank Pietrangolo	15	0	0	0	2
Richard Zemlak	34	0	0	0	148
Bench					16

GOALTENDING

GOALIE	W-L-T	GP	MP	GA	SO	GAA
Frank Pietrangolo	5-3-0	15	669	45	0	4.04
Tom Barraso	18-15-7	44	2406	162	0	4.04
Steve Guenette	5-6-0	11	574	41	0	4.29
Wendell Young	12-9-0	22	1150	92	0	4.80
Rick Tabaracci	0-0-0	1	33	4	0	7.27
TOTALS	40-33-7	80	4844	349	0	4.32

GAMES

DATE	RESULT	SCORE	OPPONENT
Oct. 7	W	6-4	Washington
Oct. 11	W	8-7	WASHINGTON
Oct. 12	L	5-8	Buffalo
Oct. 15	W	9-2	ST. LOUIS
Oct. 16	W	4-2	PHILADELPHIA
Oct. 21	L	4-6	New Jersey
Oct. 22	W	7-4	CHICAGO
Oct. 25	W	6-1	CALGARY
Oct. 27	L	3-4	ST. LOUIS
Oct. 29	W	5-4	Montreal
Oct. 30	L	2-9	NY Rangers
Nov. 1	W	5-3	VANCOUVER
Nov. 3	L	2-6	QUEBEC
Nov. 6	L	4-5	Philadelphia
Nov. 8	L	3-7	EDMONTON
Nov. 10	W	5-1	TORONTO
Nov. 12	L	2-7	Los Angeles
Nov. 13	W	4-2	Vancouver
Nov. 16	L	5-8	Toronto
Nov. 19	L	3-6	NY Islanders
Nov. 23	W	8-2	NY RANGERS
Nov. 25	W	5-3	Washington
Nov. 26	W	4-3	PHILADELPHIA
Nov. 30	W	6-4	WASHINGTON
Dec. 3	W	4-2	NY ISLANDERS
Dec. 4	T	3-3*	Boston
Dec. 6	W	7-6	CHICAGO
Dec. 8	L	3-4	Philadelphia
Dec. 10	T	4-4	NEW JERSEY
Dec. 14	W	5-4	LOS ANGELES
Dec. 15	W	8-2	NY Islanders
Dec. 17	W	3-2	DETROIT
Dec. 20	W	5-3	NY ISLANDERS
Dec. 21	W	6-1	Toronto
Dec. 23	T	2-2*	New Jersey
Dec. 26	W	4-3*	Hartford
Dec. 29	L	2-3	PHILADELPHIA
Dec. 31	W	8-6	NEW JERSEY
Jan. 2	L	0-8	Washington
Jan. 7	L	5-7	VANCOUVER
Jan. 10	W	5-3	NY ISLANDERS
Jan. 12	W	9-2	Minnesota
Jan. 14	T	4-4*	NY RANGERS
Jan. 15	L	4-6	NY Rangers
Jan. 17	L	2-5	NY Islanders
Jan. 20	L	3-7	Winnipeg
Jan. 21	W	7-4	Edmonton
Jan. 25	W	5-4	WINNIPEG
Jan. 28	W	10-5	DETROIT
Jan. 31	L	1-5	MONTREAL
Feb. 2	W	5-3	Philadelphia
Feb. 3	T	3-3*	ST. LOUIS
Feb. 5	W	5-2	Boston
Feb. 9	W	5-2	QUEBEC
Feb. 11	L	1-8	Quebec
Feb. 12	L	2-4	CALGARY
Feb. 14	W	7-3	BUFFALO
Feb. 17	L	1-5	Buffalo
Feb. 18	L	3-5	NY RANGERS
Feb. 21	L	1-2	MINNESOTA
Feb. 23	T	6-6*	Detroit
Feb. 25	T	5-5*	NY Islanders
Feb. 26	L	6-8	Hartford
Mar. 1	W	4-1	NEW JERSEY
Mar. 3	L	2-4	Washington
Mar. 5	L	2-4	EDMONTON
Mar. 7	L	2-3*	Los Angeles
Mar. 9	L	3-10	Calgary
Mar. 10	W	5-1	Winnipeg
Mar. 12	W	6-5	Chicago
Mar. 14	L	2-8	BOSTON
Mar. 16	W	2-1	New Jersey
Mar. 18	L	2-7	MONTREAL
Mar. 20	L	2-7	Minnesota
Mar. 22	L	4-5	WASHINGTON
Mar. 25	W	5-4	NEW JERSEY
Mar. 26	W	6-4	NY Rangers
Mar. 30	L	5-9	HARTFORD
Apr. 1	W	5-2	NY RANGERS
Apr. 2	W	6-5*	Philadelphia

* - Overtime



1989-90

Record: 32-40-8, Fifth in Patrick Division

SEASON HIGHLIGHTS

Craig Patrick is named general manager and head coach on Dec. 5, replacing Tony Esposito and Gene Ubriaco.

Pittsburgh hosts the All-Star Game on Jan. 21 for the first time. Mario Lemieux scores four goals and wins his third All-Star MVP award.

Mario Lemieux records a 46-game point streak (39-64=103), the second-longest in league history from Oct. 3 through Feb. 11. The streak is broken when he leaves a game against the Rangers on Feb. 14 with a back injury.

TRANSACTIONS

June 17, 1989 - Obtained Randy Gilhen, Andrew McBain and Jim Kyle from Winnipeg for Randy Cunneyworth, Rick Tabaracci and Dave McLlwain.

Jan. 8, 1990 - Obtained Rod Buskas, Tony Tanti and Barry Pederson from Vancouver for Dan Quinn, Andrew McBain and Dave Capuano.

SCORING

PLAYERS	GP	G	A	PTS	PIM
Mario Lemieux	59	45	78	123	78
Paul Coffey	80	29	74	103	95
John Cullen	72	32	60	92	138
Rob Brown	80	33	47	80	102
Kevin Stevens	76	29	41	70	171
Mark Recchi	74	30	37	67	44
Tony Tanti	78	28	36	64	72
Phil Bourque	76	22	17	39	108
Bob Errey	78	20	19	39	109
Zarley Zalapski	51	6	25	31	37
Barry Pederson	54	6	25	31	39
Dan Quinn	41	9	20	29	22
Troy Loney	67	11	16	27	168
Randy Gilhen	61	5	11	16	54
Jim Johnson	75	3	13	16	154
Randy Hillier	61	3	12	15	71
Andrew McBain	41	5	9	14	51
Chris Dahlquist	62	4	10	14	56
Jock Callander	30	4	7	11	49
Gilbert Delorme	54	3	7	10	44
Doug Smith	40	4	5	9	97
Gord Dineen	69	1	8	9	125
Richard Zemlak	19	1	5	6	43
Jim Kyle	56	3	1	4	125
Wendell Young	43	0	4	4	8
Jay Caulfield	37	1	2	3	123
Jamie Leach	10	0	3	3	0
Rod Buskas	23	0	3	3	49
Alain Chevrier	42	0	3	3	8
Mark Kachowski	14	0	1	1	40
Dave Capuano	6	0	0	0	2
Frank Pietrangolo	21	0	0	0	2
Tom Barrassa	24	0	0	0	8
Bench					14

GOALTENDING

GOALIE	W-L-T	GP	MP	GA	SO	GAA
Wendell Young	16-20-3	43	2318	161	1	4.17
Frank Pietrangolo	8-6-2	21	1066	77	0	4.33
Tom Barrassa	7-12-3	24	1294	101	0	4.68
Alain Chevrier	1-2-0	3	166	14	0	5.06
TOTALS	32-40-8	80	4856	359	1	4.44

GAMES

DATE	RESULT	SCORE	OPPONENT
Oct. 5	L	4-5	Boston
Oct. 7	T	4-4*	New Jersey
Oct. 10	W	5-1	WINNIPEG
Oct. 14	W	2-1*	MONTREAL
Oct. 15	L	2-4	NY RANGERS
Oct. 17	W	7-5	TORONTO
Oct. 18	L	3-9	ST. LOUIS
Oct. 21	L	2-4	BUFFALO
Oct. 25	L	6-8	TORONTO
Oct. 26	T	3-3*	Detroit
Oct. 28	L	1-5	Montreal
Oct. 31	L	4-8	LOS ANGELES
Nov. 2	W	5-2	NY ISLANDERS
Nov. 4	W	3-1	Edmonton
Nov. 5	L	3-5	Vancouver
Nov. 9	L	3-4	Chicago
Nov. 11	L	3-8	St. Louis
Nov. 14	W	6-0	NY RANGERS
Nov. 16	W	8-2	QUEBEC
Nov. 18	W	5-3	NY ISLANDERS
Nov. 22	L	3-6	NEW JERSEY
Nov. 24	W	7-4	Washington
Nov. 25	L	1-4	WASHINGTON
Nov. 28	L	3-6	PHILADELPHIA
Nov. 30	L	1-4	Philadelphia
Dec. 2	W	7-4	Quebec
Dec. 6	W	5-3	WASHINGTON
Dec. 8	W	3-2	New Jersey
Dec. 9	L	4-6	CHICAGO
Dec. 12	W	7-5	BOSTON
Dec. 14	T	4-4*	Minnesota
Dec. 16	L	3-4	Calgary
Dec. 19	L	4-8	HARTFORD
Dec. 21	W	5-2	WASHINGTON
Dec. 23	L	6-8	NY Islanders
Dec. 26	L	3-6	Washington
Dec. 27	W	7-4	NY RANGERS
Dec. 31	W	5-4	NY RANGERS
Jan. 2	L	2-5	BOSTON
Jan. 4	W	4-3	VANCOUVER
Jan. 6	W	5-3	WINNIPEG
Jan. 8	W	7-5	NY Rangers
Jan. 10	L	3-6	New Jersey
Jan. 12	W	6-4	Washington
Jan. 16	W	4-3	PHILADELPHIA
Jan. 18	T	3-3*	NY RANGERS
Jan. 23	L	2-4	NEW JERSEY
Jan. 25	W	5-3	Detroit
Jan. 27	L	3-9	NY Islanders
Jan. 28	L	2-7	Buffalo
Jan. 30	L	3-6	PHILADELPHIA
Feb. 3	W	6-3	EDMONTON
Feb. 3	L	4-8	Toronto
Feb. 6	L	7-8*	NY ISLANDERS
Feb. 8	W	7-5	WASHINGTON
Feb. 10	W	7-6	LOS ANGELES
Feb. 11	W	4-1	Philadelphia
Feb. 14	W	4-3*	NY Rangers
Feb. 16	T	3-3*	Winnipeg
Feb. 18	L	4-6	Chicago
Feb. 20	W	6-4	PHILADELPHIA
Feb. 22	W	4-3*	NY ISLANDERS
Feb. 24	L	1-11	Montreal
Feb. 26	L	2-3	Quebec
Feb. 28	W	2-1	NEW JERSEY
Mar. 2	L	5-6	New Jersey
Mar. 4	W	8-6	MINNESOTA
Mar. 6	L	3-4*	Edmonton
Mar. 7	L	3-6	Calgary
Mar. 10	L	2-8	Los Angeles
Mar. 11	L	3-5	Vancouver
Mar. 15	W	6-1	DETROIT
Mar. 17	L	2-6	MINNESOTA
Mar. 18	T	2-2*	NY Islanders
Mar. 22	L	3-5	Philadelphia
Mar. 24	T	3-3*	CALGARY
Mar. 25	L	2-4	Hartford
Mar. 27	T	3-3*	HARTFORD
Mar. 29	L	4-5	St. Louis
Mar. 31	L	2-3*	BUFFALO

* = Overtime

1990-91



Record: 41-33-6, First in Patrick Division

SEASON HIGHLIGHTS

"Badger" Bob Johnson is named Penguins head coach on June 12.

The Penguins win their first division title, capturing the Patrick Division crown with a 7-4 win at Detroit on Mar. 27.

The Penguins down Washington (4-1), Boston (4-2), and Minnesota (4-2) to Capture their first Stanley Cup.

Mario Lemieux wins the Conn Smythe trophy as playoff MVP.

Jaromir Jagr is named to the NHL All-Rookie Team.

TRANSACTIONS

June 16, 1990 - Obtained Joe Mullen from Calgary for a second round choice in the 1990 Entry Draft.

Dec. 11, 1990 - Obtained Larry Murphy and Peter Taglianelli from Minnesota for Jim Johnson and Chris Dahlquist.

Dec. 13, 1990 - Obtained Jiri Hrdina from Calgary for Jim Kyle.

Mar. 4, 1990 - Obtained Ron Francis, Ulf Samuelsson and Grant Jennings from Hartford for John Cullen, Zarek Zolapski and Jeff Parkor.

SCORING

PLAYERS	GP	G	A	PTS	PIM
Mark Recchi	78	40	73	113	48
John Cullen	65	31	63	94	83
Paul Coffey	76	24	69	93	128
Ron Francis	81	23	64	87	72
Kevin Stevens	80	40	46	86	133
Jaromir Jagr	80	27	30	57	42
Zarek Zolapski	66	12	36	48	59
Mario Lemieux	26	19	26	45	30
Larry Murphy	75	9	34	43	68
Bob Errey	79	20	22	42	115
Scott Young	77	17	25	42	41
Joe Mullen	47	17	22	39	6
Phil Bourque	78	20	14	34	106
Bryan Trottier	52	9	19	28	24
Ulf Samuelsson	76	4	22	26	211
Randy Gilhen	72	15	10	25	51
Jiri Hrdina	51	6	17	23	17
Paul Stanton	75	5	18	23	40
Tony Tanti	46	6	12	18	44
Troy Loney	44	7	9	16	85
Rob Brown	25	6	10	16	31
Gord Roberts	64	3	13	16	78
Barry Pederson	46	6	8	14	21
Peter Taglianelli	55	3	9	12	107
Grant Jennings	57	2	7	9	108
Jim Johnson	24	0	5	5	23
Tom Barrasso	48	0	5	5	40
Randy Hillier	31	2	2	4	32
Chris Dahlquist	22	1	2	3	30
Jaime Leach	7	2	0	2	0
Jay Caulfield	23	1	1	2	71
Jeff Daniels	11	0	2	2	2
Ken Priestlay	2	0	1	1	0
Wendell Young	18	0	1	1	0
Frank Pietrangolo	25	0	1	1	24
Jim Kyle	1	0	0	0	2
Jim Paek	3	0	0	0	9
Gord Dineen	9	0	0	0	6
Bench					8

GOALTENDING

GOALIE	W-L-T	GP	MP	GA	SO	GAA
Tom Barrasso	27-16-3	48	2754	165	1	3.59
Frank Pietrangolo	10-11-1	25	1311	85	0	3.94
Wendell Young	4-6-2	18	773	52	0	4.04
TOTALS	41-33-6	80	4843	305	1	3.78

GAMES

DATE	RESULT	SCORE	OPPONENT
Oct. 5	W	7-4	Washington
Oct. 7	W	7-4	NEW JERSEY
Oct. 9	L	3-4	St. Louis
Oct. 11	L	1-4	Chicago
Oct. 13	W	6-4	NY Islanders
Oct. 16	L	1-5	PHILADELPHIA
Oct. 19	T	4-4*	Buffalo
Oct. 20	L	3-4	NY RANGERS
Oct. 23	L	4-5	MONTREAL
Oct. 25	W	6-3	QUEBEC
Oct. 27	L	5-7	New Jersey
Oct. 28	W	8-3	NY ISLANDERS
Oct. 30	W	6-2	Philadelphia
Nov. 3	W	3-1	NY RANGERS
Nov. 6	W	6-5	CALGARY
Nov. 8	L	2-3	ST. LOUIS
Nov. 10	T	3-3*	Boston
Nov. 13	W	4-1	Minnesota
Nov. 14	W	6-4	Winnipeg
Nov. 17	L	1-2*	Los Angeles
Nov. 21	L	4-5	PHILADELPHIA
Nov. 23	L	3-7	Washington
Nov. 24	W	3-2*	WASHINGTON
Nov. 27	L	3-7	EDMONTON
Nov. 29	L	4-6	HARTFORD
Dec. 1	L	3-6	Minnesota
Dec. 3	W	9-4	NY Rangers
Dec. 5	L	1-3	WASHINGTON
Dec. 7	T	2-2*	VANCOUVER
Dec. 8	L	1-3	Hartford
Dec. 11	L	1-4	CHICAGO
Dec. 11	W	9-5	NEW JERSEY
Dec. 14	W	4-3	Buffalo
Dec. 16	W	4-1	DETROIT
Dec. 18	W	9-2	WINNIPEG
Dec. 20	W	4-3	MINNESOTA
Dec. 22	W	4-3	NY Islanders
Dec. 23	L	3-4*	NY ISLANDERS
Dec. 26	W	7-3	Washington
Dec. 28	W	5-0	DETROIT
Dec. 29	L	3-6	Toronto
Dec. 31	W	4-3	ST. LOUIS
Jan. 3	L	5-7	NY RANGERS
Jan. 5	W	5-2	NEW JERSEY
Jan. 6	L	3-6	Montreal
Jan. 8	W	6-1	EDMONTON
Jan. 10	W	5-1	CALGARY
Jan. 15	L	4-5	Philadelphia
Jan. 17	W	6-5*	Toronto
Jan. 22	W	5-3	NEW JERSEY
Jan. 26	W	6-5	Quebec
Jan. 29	W	3-2*	WASHINGTON
Jan. 31	L	2-4	Philadelphia
Feb. 2	W	6-2	Boston
Feb. 3	L	3-6	BOSTON
Feb. 8	L	2-6	Winnipeg
Feb. 11	L	5-7	Edmonton
Feb. 14	W	5-2	NY ISLANDERS
Feb. 16	L	3-4	NY Islanders
Feb. 19	W	6-3	BUFFALO
Feb. 21	W	11-4	TORONTO
Feb. 22	L	2-5	New Jersey
Feb. 24	T	5-5*	Washington
Feb. 26	L	2-8	Los Angeles
Feb. 27	L	3-4	Vancouver
Mar. 1	L	2-6	Calgary
Mar. 5	W	4-1	VANCOUVER
Mar. 7	W	3-2	LOS ANGELES
Mar. 9	W	5-2	Hartford
Mar. 10	W	4-3	NY Islanders
Mar. 12	T	4-4*	MONTREAL
Mar. 16	W	6-3	QUEBEC
Mar. 17	W	4-2	NY Rangers
Mar. 19	L	4-5	New Jersey
Mar. 21	W	5-4*	NY RANGERS
Mar. 23	L	5-7	CHICAGO
Mar. 26	W	3-1	Philadelphia
Mar. 27	W	7-4	Detroit
Mar. 30	T	4-4*	PHILADELPHIA
Mar. 31	L	3-6	NY Rangers

* Overtime



1991-92

Record: 39-32-9, Third in Patrick Division

SEASON HIGHLIGHTS

Scott Bowman is named interim coach on Oct. 1.

The Penguins honor the late Bob Johnson in a candlelight ceremony on Nov. 27 vs. New Jersey.

Joe Mullen scores four goals in back-to-back games on Dec. 23 vs. the Islanders and Dec. 26 vs. Toronto. He is the first Penguin to do so.

Kevin Stevens sets an NHL record for points in a season by an American-born player and most points by a left wing with 123 (54+69).

The Penguins defeat Washington (4-3), the New York Rangers (4-2), Boston (4-0) and Chicago (4-0) to win their second straight Stanley Cup.

TRANSACTIONS

Feb. 19, 1992 - Obtained Jeff Chychrun, Brian Benning and a first round choice in the 1992 Entry Draft from Los Angeles for Paul Coffey.

Feb. 19, 1992 - Obtained Rick Tocchet, Kjell Samuelsson, Ken Wregget and a conditional draft pick from Philadelphia for Mark Recchi, Brian Benning and Los Angeles' first round choice in the 1992 Entry Draft.

SCORING

PLAYERS	GP	G	A	PTS	PIM
Mario Lemieux	64	44	87	131	94
Kevin Stevens	80	54	69	123	252
Joe Mullen	77	42	45	87	30
Larry Murphy	77	21	56	77	50
Mark Recchi	58	33	37	70	78
Jaromir Jagr	70	32	37	69	34
Paul Coffey	54	10	54	64	62
Rick Tocchet	61	27	32	59	151
Ron Francis	70	21	33	54	30
Bob Errey	78	19	16	35	119
Bryan Trottier	63	11	18	29	54
Phil Bourque	58	10	16	26	58
Troy Loney	76	10	16	26	127
Gord Roberts	73	2	22	24	87
Kjell Samuelsson	74	5	11	16	110
Jiri Hrdina	56	3	13	16	16
Ulf Samuelsson	62	1	14	15	206
Ken Priestley	50	2	8	10	4
Paul Stanton	54	2	8	10	62
Jamie Leach	38	5	4	9	8
Grant Jennings	53	4	5	9	104
Jim Paek	50	1	7	8	36
Peter Taglianotti	44	1	3	4	57
Shawn McEachern	15	0	4	4	0
Jeff Chychrun	43	0	4	4	111
Tom Barrasso	57	0	4	4	30
Ken Wregget	32	0	2	2	2
Gord Dineen	1	0	0	0	0
Glen Mulvenna	1	0	0	0	2
Todd Nelson	1	0	0	0	0
Jeff Daniels	2	0	0	0	0
Frank Pietrangelo	5	0	0	0	0
Wendell Young	18	0	0	0	0
Jay Caufield	52	0	0	0	175
Bench					12

GOALTENDING

GOALIE	W-L-T	GP	MP	GA	SO	GAA
Tom Barrasso	25-22-9	57	3329	196	1	3.53
Wendell Young	7-6-0	18	838	53	0	3.79
Ken Wregget	5-3-0	9	448	31	0	4.15
Frank Pietrangelo	2-1-0	5	225	20	0	5.33
TOTALS	39-32-9	80	4854	308	1	3.81

GAMES

DATE	RESULT	SCORE	OPPONENT
Oct. 4	W	5-4	Buffalo
Oct. 6	T	2-2*	PHILADELPHIA
Oct. 10	W	6-3	Philadelphia
Oct. 12	L	1-4	New Jersey
Oct. 15	W	7-6*	NY Islanders
Oct. 17	W	8-5	NY ISLANDERS
Oct. 19	L	4-5	NY RANGERS
Oct. 22	T	4-4*	CHICAGO
Oct. 24	L	2-4	NEW JERSEY
Oct. 26	L	1-4	Montreal
Oct. 29	L	0-8	WASHINGTON
Oct. 31	W	8-1	MINNESOTA
Nov. 2	L	5-6	HARTFORD
Nov. 5	T	5-5*	BOSTON
Nov. 8	W	3-1	Winnipeg
Nov. 9	W	3-2	Minnesota
Nov. 11	L	1-3	NY Rangers
Nov. 13	W	5-4*	EDMONTON
Nov. 15	L	2-6	Washington
Nov. 18	W	7-3	Quebec
Nov. 20	W	5-2	PHILADELPHIA
Nov. 23	T	2-2*	NY ISLANDERS
Nov. 27	W	8-4	NEW JERSEY
Nov. 29	W	9-3	Philadelphia
Nov. 30	W	5-1	PHILADELPHIA
Dec. 3	L	3-5	Edmonton
Dec. 5	W	8-0	San Jose
Dec. 7	L	1-6	St. Louis
Dec. 10	W	5-3	NY RANGERS
Dec. 13	W	4-3	New Jersey
Dec. 14	L	2-7	WASHINGTON
Dec. 17	W	10-2	SAN JOSE
Dec. 19	W	6-4	Boston
Dec. 21	L	5-7	NY RANGERS
Dec. 23	W	6-3	NY Islanders
Dec. 26	W	12-1	TORONTO
Dec. 28	W	6-2	Washington
Dec. 29	W	6-3	NY Rangers
Dec. 31	L	4-7	NEW JERSEY
Jan. 2	L	0-4	New Jersey
Jan. 4	W	3-2	WINNIPEG
Jan. 7	L	2-5	LOS ANGELES
Jan. 10	L	5-7	Calgary
Jan. 12	W	4-3	Vancouver
Jan. 16	T	3-3*	Detroit
Jan. 23	L	4-5*	BUFFALO
Jan. 25	W	5-3	NY Islanders
Jan. 26	L	4-6	Washington
Jan. 28	L	0-4	WINNIPEG
Jan. 30	L	5-8	NY ISLANDERS
Feb. 1	W	4-1	ST. LOUIS
Feb. 3	T	4-4*	DETROIT
Feb. 5	L	3-4	NY Rangers
Feb. 8	L	3-4	LOS ANGELES
Feb. 9	L	3-6	Boston
Feb. 15	L	2-5	Minnesota
Feb. 16	T	3-3*	Philadelphia
Feb. 18	W	7-1	TORONTO
Feb. 20	T	4-4	QUEBEC
Feb. 22	L	1-2	Montreal
Feb. 25	L	3-5	Washington
Feb. 27	L	4-8	HARTFORD
Feb. 29	W	5-2	BUFFALO
Mar. 3	W	6-3	Calgary
Mar. 6	W	7-3	San Jose
Mar. 7	L	3-5	Los Angeles
Mar. 10	W	5-2	CALGARY
Mar. 12	W	6-4	NY ISLANDERS
Mar. 14	L	3-6	Toronto
Mar. 15	W	4-3	Chicago
Mar. 17	W	6-5	EDMONTON
Mar. 19	W	6-3	QUEBEC
Mar. 22	T	2-2*	Hartford
Mar. 24	L	3-4	Detroit
Mar. 26	W	7-3	VANCOUVER
Mar. 28	W	6-3	MONTREAL
Mar. 31	W	6-5	PHILADELPHIA
Apr. 13	L	1-5	New Jersey
Apr. 15	W	4-1	WASHINGTON
Apr. 16	L	1-7	NY Rangers

* - Overtime

1992-93



Record: 56-21-7, First in Patrick Division

SEASON HIGHLIGHTS

Pittsburgh starts the regular season with a 10-game unbeaten streak (8-0-2) from Oct. 6-27.

Mario Lemieux records a goal in 12 consecutive games from Oct. 6 through Nov. 1 (18 goals in all) to set a team record. Larry Murphy becomes the ninth defenseman in league history to record 800 points on Jan. 26 vs. Washington.

The Penguins set a new team record with 24 road victories on Mar. 14.

Mario Lemieux becomes the second player in team history to record back-to-back four goal games on Mar. 18 vs. Washington and Mar. 20 vs. Philadelphia.

Tom Barrasso sets a team record with 14 consecutive wins from Mar. 9 through Apr. 9.

The Penguins clinch the President's Trophy with a 5-3 win at Quebec on Apr. 3.

The Penguins set a league record for longest winning streak, recording 17 consecutive victories from Mar. 9 through Apr. 9, breaking the Islanders record of 15 set in 1981-82.

TRANSACTIONS

Mar. 22, 1993 - Obtained Peter Taglianetti from Tampa Bay for a third round choice in the 1993 Entry Draft.

Mar. 22, 1993 - Obtained Mike Ramsey from Buffalo for Bob Errey.

SCORING

PLAYERS	GP	G	A	PIS	PIM
Mario Lemieux	60	69	91	160	38
Kevin Stevens	72	55	56	111	177
Rick Tocchet	80	48	61	109	252
Ron Francis	84	24	76	100	68
Jaromir Jagr	81	34	60	94	61
Larry Murphy	83	22	63	85	73
Joe Mullen	72	33	37	70	14
Shawn McEachern	84	28	33	61	46
Ulf Samuelsson	77	3	26	29	249
Dave Tippett	74	6	19	25	56
Troy Loney	82	5	16	21	99
Jim Paek	77	3	15	18	64
Paul Stanton	77	4	12	16	97
Marlin Straka	42	3	13	16	29
Bob Errey	54	8	6	14	76
Peter Taglianetti	72	2	12	14	184
Mike Needham	56	8	5	13	14
Mike Stapleton	78	4	9	13	10
Mike Ramsey	45	3	10	13	28
Jeff Daniels	58	5	4	9	14
Kjell Samuelsson	63	3	6	9	106
Tom Barrasso	63	0	8	8	24
Grant Jennings	58	0	5	5	65
Bryan Fogarty	12	0	4	4	4
Peter Ahola	22	0	1	1	14
Ken Wregget	25	0	1	1	6
Jamie Leach	5	0	0	0	2
Jeff Chychrun	1	0	0	0	2
Jay Caulfield	26	0	0	0	60
Bench					14

GOALTENDING

GOALIE	W-L-T	GP	MP	GA	SO	GAA
Tom Barrasso	43-14-5	63	3702	186	4	3.01
Ken Wregget	13-7-2	25	1368	78	0	3.42
TOTALS	56-21-7	84	5083	268	5	3.16

GAMES

DATE	RESULT	SCORE	OPPONENT
Oct. 6	T	3-3*	PHILADELPHIA
Oct. 8	W	7-3	NY ISLANDERS
Oct. 10	T	3-3*	Montreal
Oct. 13	W	6-5	BUFFALO
Oct. 15	W	5-2	MONTREAL
Oct. 17	W	7-3	Hartford
Oct. 20	W	5-1	VANCOUVER
Oct. 22	W	9-6	DETROIT
Oct. 24	W	4-3	New Jersey
Oct. 27	W	7-2	Ottawa
Oct. 29	L	4-6	St. Louis
Nov. 1	W	5-4	Tampa Bay
Nov. 3	W	2-0	NY ISLANDERS
Nov. 5	W	8-4	ST. LOUIS
Nov. 7	L	2-4	Toronto
Nov. 8	L	2-7	Chicago
Nov. 10	W	4-1	Minnesota
Nov. 12	T	4-4*	QUEBEC
Nov. 13	L	0-8	Detroit
Nov. 17	W	4-2	BUFFALO
Nov. 20	W	4-1	New Jersey
Nov. 21	W	2-0	NEW JERSEY
Nov. 23	W	5-2	NY Rangers
Nov. 25	L	3-11	NY RANGERS
Nov. 27	L	4-6	Washington
Nov. 28	W	5-3	WASHINGTON
Dec. 1	W	7-3	NY Islanders
Dec. 3	L	3-5	Los Angeles
Dec. 5	W	9-4	San Jose
Dec. 8	W	5-2	WINNIPEG
Dec. 11	L	1-2	New Jersey
Dec. 12	W	6-5	NEW JERSEY
Dec. 15	W	6-2	PHILADELPHIA
Dec. 17	W	5-4*	Philadelphia
Dec. 19	L	3-4	NY ISLANDERS
Dec. 21	W	7-4	QUEBEC
Dec. 23	W	4-0	Philadelphia
Dec. 27	W	4-2	Buffalo
Dec. 31	T	3-3*	TORONTO
Jan. 2	W	5-2	NY RANGERS
Jan. 5	W	6-2	BOSTON
Jan. 7	L	3-6	MINNESOTA
Jan. 9	W	3-2	CALGARY
Jan. 10	L	2-3	Winnipeg
Jan. 14	L	0-7	Boston
Jan. 16	W	6-1	OTTAWA
Jan. 19	W	5-2	Vancouver
Jan. 22	L	1-2	Edmonton
Jan. 23	W	4-3	Calgary
Jan. 26	W	6-3	WASHINGTON
Jan. 28	L	2-5	NY ISLANDERS
Jan. 30	W	4-2	PHILADELPHIA
Jan. 31	T	2-2*	Washington
Feb. 8	W	4-0	BOSTON
Feb. 10	W	3-0	NY Rangers
Feb. 13	W	4-1	CHICAGO
Feb. 14	L	4-7	Buffalo
Feb. 18	L	4-5	EDMONTON
Feb. 20	L	2-4	NY Islanders
Feb. 21	W	4-3	Hartford
Feb. 23	L	1-3	NEW JERSEY
Feb. 25	L	1-2	Ottawa
Feb. 27	T	3-3*	TAMPA BAY
Feb. 28	W	4-2	Washington
Mar. 2	L	4-5	Philadelphia
Mar. 5	L	1-3	NY Rangers
Mar. 9	W	3-2	BOSTON
Mar. 11	W	4-3*	LOS ANGELES
Mar. 14	W	3-2	NY Islanders
Mar. 18	W	7-5	WASHINGTON
Mar. 20	W	9-3	PHILADELPHIA
Mar. 21	W	6-4	Edmonton
Mar. 23	W	7-2	SAN JOSE
Mar. 25	W	4-3	NEW JERSEY
Mar. 27	W	5-3	Boston
Mar. 28	W	4-1	Washington
Mar. 30	W	6-4	OTTAWA
Apr. 1	W	10-2	HARTFORD
Apr. 3	W	5-3	Quebec
Apr. 4	W	5-2	New Jersey
Apr. 7	W	4-3*	MONTREAL
Apr. 9	W	10-4	NY Rangers
Apr. 10	W	4-2	NY RANGERS
Apr. 14	T	6-6*	New Jersey



1993-94

Record: 44-27-13, First in Northeast Division

SEASON HIGHLIGHTS

Ed Johnston named head coach and Bryan Trottier named assistant coach on June 22.
 Ron Francis records his 1,000th point on Oct. 28 vs. Quebec.
 Ed Johnston sets the club record with his 96th career coaching victory on Dec. 21 vs. Tampa Bay.
 Bryan Trottier records his 900th career assist on Jan. 3 at Ottawa.
 Tom Barrasso sets the record for most wins by an American-born goaltender with his 253rd victory on Feb. 15 vs. Winnipeg.
 A pair of milestones, Mario Lemieux records his 1200th career point and Larry Murphy records his 900th career point on Mar. 26 at Calgary.
 The Penguins clinch the first ever Northeast Division title on Apr. 11 with a 4-0 win at Ottawa.

TRANSACTIONS

Aug. 27, 1993 - Obtained Marty McSorley from Los Angeles for Shawn McEachern.
Feb. 15, 1994 - Obtained Shawn McEachern and Tomas Sandstrom from Los Angeles for Marty McSorley and Jim Paek.
Mar. 21, 1994 - Obtained Jim McKenzie from Dallas for Mike Neadham.

SCORING

PLAYERS	GP	G	A	PTS	PIM
Jaromir Jagr	80	32	67	99	61
Ron Francis	82	27	66	93	62
Kevin Stevens	83	41	47	88	155
Larry Murphy	84	17	56	73	44
Joe Mullen	84	38	32	70	41
Martin Straka	84	30	34	64	24
Tomas Sandstrom	78	23	35	58	83
Doug Brown	77	18	37	55	18
Shawn McEachern	76	20	22	42	34
Rick Tocchet	51	14	26	40	134
Mario Lemieux	22	17	20	37	32
Greg Hawgood	64	6	28	34	36
Ulf Samuelsson	80	5	24	29	199
Marty McSorley	47	3	18	21	139
Bryan Trottier	41	4	11	15	36
Peter Taglianotti	60	2	12	14	142
Kjell Samuelsson	59	5	8	13	118
Mike Stapleton	58	7	4	11	18
Markus Naslund	71	4	7	11	27
Greg Brown	36	3	8	11	28
Jelf Daniels	63	3	5	8	20
Jim McKenzie	71	3	5	8	146
Grant Jennings	61	2	4	6	126
Ed Patterson	27	3	1	4	10
Mike Ramsey	65	2	2	4	22
Jim Paek	41	0	4	4	8
Pat Neaton	12	1	1	2	12
Larry DePalma	7	1	0	1	5
Mike Neadham	25	1	0	1	2
Ken Wregget	42	0	1	1	8
Tom Barrasso	44	0	1	1	42
Chris Toner	12	0	0	0	9
Greg Andrusak	3	0	0	0	2
Justin Duberman	4	0	0	0	0
Ladislav Karabin	9	0	0	0	2
Rob Dopson	2	0	0	0	0
Roberto Romano	2	0	0	0	0
Bench					20

GOALTENDING

GOALIE	W-L-T	GP	MP	GA	SO	GAA
Roberto Romano	1-0-1	2	125	3	0	1.44
Tom Barrasso	22-15-5	44	2482	139	2	2.26
Ken Wregget	21-12-7	42	2456	138	1	3.37
Rob Dopson	0-0-0	2	45	3	0	4.00
TOTALS	44-27-13	84	5118	285	3	3.34

GAMES

DATE	RESULT	SCORE	OPPONENT
Oct. 5	L	3-4	PHILADELPHIA
Oct. 7	W	2-1	MONTREAL
Oct. 9	W	3-2	NY RANGERS
Oct. 10	L	4-7	Quebec
Oct. 12	W	2-1	Florida
Oct. 14	L	2-3	Tampa Bay
Oct. 16	W	5-3	HARTFORD
Oct. 19	W	3-2	NY Islanders
Oct. 22	W	4-2	Buffalo
Oct. 23	T	3-3*	ST. LOUIS
Oct. 28	L	3-7	QUEBEC
Oct. 30	W	4-3	CHICAGO
Nov. 2	T	3-3*	San Jose
Nov. 3	W	6-2	BUFFALO
Nov. 6	L	3-8	Los Angeles
Nov. 7	W	5-4	Anaheim
Nov. 8	T	3-3*	St. Louis
Nov. 11	L	1-4	Chicago
Nov. 13	L	3-7	DETROIT
Nov. 15	W	11-5	PHILADELPHIA
Nov. 18	W	3-2	WASHINGTON
Nov. 20	T	2-2*	Montreal
Nov. 24	W	7-3	BOSTON
Nov. 25	T	4-4*	Washington
Nov. 27	T	2-2*	OTTAWA
Dec. 2	T	2-2*	NEW JERSEY
Dec. 4	W	7-6*	Hartford
Dec. 8	L	2-5	Dallas
Dec. 11	W	6-3	Tampa Bay
Dec. 14	W	4-2	LOS ANGELES
Dec. 16	W	2-1	BUFFALO
Dec. 19	L	3-6	NY ISLANDERS
Dec. 21	W	8-3	TAMPA BAY
Dec. 23	W	4-3	Boston
Dec. 26	L	3-7	Washington
Dec. 28	T	4-4*	PHILADELPHIA
Dec. 31	L	4-5	QUEBEC
Jan. 2	L	2-7	Hartford
Jan. 3	W	4-1	Ottawa
Jan. 7	W	4-3*	Buffalo
Jan. 8	T	2-2*	CALGARY
Jan. 11	W	5-4*	BOSTON
Jan. 13	T	4-2*	FLORIDA
Jan. 15	W	4-3	EDMONTON
Jan. 18	L	3-6	Quebec
Jan. 25	W	4-2	OTTAWA
Jan. 27	W	3-1	QUEBEC
Jan. 29	T	4-4*	Toronto
Jan. 31	L	3-5	NY Rangers
Feb. 1	W	2-1	FLORIDA
Feb. 4	W	6-3	Detroit
Feb. 5	L	3-7	New Jersey
Feb. 7	L	1-4	MONTREAL
Feb. 10	L	3-5	NY ISLANDERS
Feb. 12	L	3-9	DALLAS
Feb. 13	W	3-1	PHILADELPHIA
Feb. 15	W	5-3	WINNIPEG
Feb. 17	W	6-4	HARTFORD
Feb. 19	L	1-4	Montreal
Feb. 21	L	3-4*	NY Rangers
Feb. 24	T	2-2*	ANAHEIM
Feb. 26	W	4-3	BUFFALO
Feb. 28	W	4-3	Florida
Mar. 4	L	1-2	Buffalo
Mar. 6	W	5-3	Winnipeg
Mar. 8	W	7-3	BOSTON
Mar. 10	L	2-4	TORONTO
Mar. 12	W	6-2	NY RANGERS
Mar. 13	W	3-2	Hartford
Mar. 15	L	4-5*	WASHINGTON
Mar. 17	W	4-2	Boston
Mar. 19	W	5-4	VANCOUVER
Mar. 20	W	2-1	NY Islanders
Mar. 22	T	2-2*	SAN JOSE
Mar. 24	W	5-1	OTTAWA
Mar. 26	L	3-5	Calgary
Mar. 27	L	3-5	Edmonton
Mar. 30	W	3-1	Vancouver
Apr. 3	W	6-2	BOSTON
Apr. 4	W	2-1	TAMPA BAY
Apr. 6	W	3-1	NEW JERSEY
Apr. 8	L	2-7	New Jersey
Apr. 9	L	1-9	Montreal
Apr. 11	W	4-1	Ottawa

* - Overtime

1994-95



Record: 29-16-3, Second in Northeast Division

SEASON HIGHLIGHTS

Joe Mullen becomes the first American-born player to record 1,000 career points with an assist on Feb. 7 vs. Florida.

Jaromir Jagr becomes the first European-trained player to win the Art Ross Trophy on May 3.

Ron Francis records a league-best plus-30 rating.

Ron Francis becomes the first Penguin to win the Selke Trophy and the second to win the Lady Byng.

Jaromir Jagr is named to the First All-Star team and Larry Murphy is named to the Second team.

TRANSACTIONS

Feb. 16, 1995 - Acquired Wendell Young from Tampa Bay for future considerations.

Apr. 7, 1995 - Obtained Norm Maciver and Troy Murray from Ottawa for Martin Straka.

Apr. 7, 1995 - Acquired Drake Berehowsky from Toronto for Grant Jennings.

SCORING

PLAYERS	GP	G	A	PIS	PIM
Jaromir Jagr	48	32	38	70	37
Ron Francis	44	11	48	59	18
Tomas Sandstrom	47	21	23	44	42
Luc Robitaille	46	23	19	42	37
Larry Murphy	48	13	25	38	18
Joe Mullen	45	16	21	37	6
John Cullen	46	13	24	37	66
Kevin Stevens	27	15	12	27	51
Shawn McEachern	44	13	13	26	22
Norm Maciver	41	4	16	20	16
Troy Murray	46	4	12	16	39
Martin Straka	31	4	12	16	16
Ulf Samuelsson	44	1	15	16	113
Chris Joseph	33	5	10	15	46
Leri Barrie	48	3	11	14	66
Mike Hudson	40	2	9	11	34
Kjell Samuelsson	41	1	6	7	54
Greg Hawgood	21	1	4	5	25
Markus Naslund	14	2	2	4	2
Greg Andrusak	7	0	4	4	6
Grant Jennings	25	0	4	4	36
Jim McKenzie	39	2	1	3	63
Chris Tamer	36	2	0	2	82
Drake Berehowsky	29	0	2	2	28
Francois Leroux	40	0	2	2	114
Rusty Fitzgerald	4	1	0	1	0
Richard Park	1	0	1	1	2
Peter Taglianetti	13	0	1	1	12
Jeff Christian	1	0	0	0	0
Philippe DeRouville	1	0	0	0	0
Tom Barrasso	2	0	0	0	0
Wendell Young	10	0	0	0	2
Ken Wregget	38	0	0	0	14
Bench					10

GOALTENDING

GOALIE	W-L-T	GP	MP	GA	SO	GAA
Phil. DeRouville	1-0-0	1	60	3	0	3.00
Ken Wregget	25-9-2	38	2208	118	0	3.21
Wendell Young	3-6-0	10	497	27	0	3.26
Tom Barrasso	0-1-1	2	125	8	0	3.84
TOTALS	29-16-3	48	2901	158	0	3.27

GAMES

DATE	RESULT	SCORE	OPPONENT
Jan. 20	W	5-3	Tampa Bay
Jan. 23	W	6-5	Florida
Jan. 25	W	3-2	NY Rangers
Jan. 27	W	5-4	OTTAWA
Jan. 29	W	4-1	Washington
Feb. 1	W	4-3	NY RANGERS
Feb. 4	W	6-3	TAMPA BAY
Feb. 5	T	3-3*	New Jersey
Feb. 7	W	7-3	FLORIDA
Feb. 9	W	5-2	NY Islanders
Feb. 11	W	3-1	MONTREAL
Feb. 14	W	5-3	BOSTON
Feb. 16	W	5-2	HARTFORD
Feb. 18	L	2-4	Hartford
Feb. 19	T	3-3*	BUFFALO
Feb. 21	W	5-4	QUEBEC
Feb. 24	L	2-4	TAMPA BAY
Feb. 25	L	1-3	NY Islanders
Feb. 27	W	7-5	Quebec
Mar. 2	L	3-6	Buffalo
Mar. 4	W	4-3*	Boston
Mar. 5	L	2-6	Philadelphia
Mar. 7	L	4-5	QUEBEC
Mar. 9	W	4-2	NY ISLANDERS
Mar. 11	W	6-2	BUFFALO
Mar. 13	W	4-2	MONTREAL
Mar. 15	L	5-8	Montreal
Mar. 16	L	2-3	Quebec
Mar. 19	W	4-3	Ottawa
Mar. 21	W	3-2	Buffalo
Mar. 24	W	5-2	NEW JERSEY
Mar. 26	L	0-2	Florida
Mar. 28	W	6-3	NY ISLANDERS
Apr. 1	W	3-2	PHILADELPHIA
Apr. 5	L	4-8	HARTFORD
Apr. 8	L	1-2	Montreal
Apr. 10	W	4-3	Ottawa
Apr. 11	W	3-1	WASHINGTON
Apr. 15	W	5-2	OTTAWA
Apr. 16	L	3-4*	Philadelphia
Apr. 18	W	6-5	NY RANGERS
Apr. 22	L	1-2	WASHINGTON
Apr. 23	W	4-2	Hartford
Apr. 26	T	3-3*	New Jersey
Apr. 28	W	4-1	BOSTON
Apr. 30	L	2-5	Boston
May 2	L	2-7	Washington
May 5	L	3-4	FLORIDA

* - Overtime



1995-96

Record: 49-29-4, First in Northeast Division

SEASON HIGHLIGHTS

Mario Lemieux returns to the Pittsburgh lineup after a one year leave of absence for medical reasons.

Mario Lemieux records his 500th career goal on Oct. 28 at the Islanders, becoming the second-fastest to reach the mark.

Ron Francis records his 1,200th career point on Dec. 26 at Buffalo.

Mario Lemieux records five goals in a game against St. Louis on Mar. 26.

Jaromir Jagr sets NHL records for points (149) and assists (87) in a season by a right wing.

TRANSACTIONS

Aug. 2, 1995 - Obtained Bryan Smolinski, Glen Murray and Boston's third round choice in the 1996 Entry Draft for Kevin Stevens and Shawn McEachern.

Mar. 20, 1996 - Obtained J.J. Daigneault from St. Louis for an eighth round choice in the 1996 Entry Draft.

Mar. 20, 1996 - Obtained Alek Stojanov from Vancouver for Markus Naslund.

SCORING

PLAYERS	GP	G	A	PTS	PIM
Mario Lemieux	70	69	92	161	54
Jaromir Jagr	82	62	87	149	96
Ron Francis	77	27	92	119	56
Petr Nedved	80	45	54	99	68
Tomas Sandstrom	58	35	35	70	69
Sergei Zubov	84	11	55	66	22
Bryan Smolinski	81	24	40	64	69
Kevin Miller	81	28	25	53	45
Markus Naslund	66	19	33	52	36
Dmitri Mironov	72	3	31	34	88
Glen Murray	69	14	15	29	57
Norm Maciver	32	2	21	23	32
Chris Joseph	70	5	14	19	71
Neil Wilkinson	62	3	14	17	120
Dave Roche	71	7	7	14	130
Chris Tamer	70	4	10	14	153
J.J. Daigneault	57	4	7	11	53
Francois Leroux	66	2	9	11	161
Joe Dziedzic	69	5	5	10	68
Richard Park	56	4	6	10	36
Dave McLlwain	19	2	5	7	6
Brad Lauer	21	4	1	5	6
Corey Foster	11	2	2	4	2
Chris Wells	54	2	2	4	59
Rusly Fitzgerald	21	1	2	3	12
Tom Barrasso	49	0	3	3	18
Ion Moran	51	1	1	2	47
Alek Stojanov	68	1	1	2	130
Ed Patterson	35	0	2	2	38
Ken Wregget	37	0	2	2	8
Drake Berehowsky	1	0	0	0	0
Greg Andrusak	2	0	0	0	0
Stefan Bergkvist	2	0	0	0	2
Jeff Christian	3	0	0	0	2
Len Barrie	5	0	0	0	18
Peter Allen	8	0	0	0	8
Bench					12

GOALTENDING

GOALIE	W-L-T	GP	MP	GA	SO	GAA
Ken Wregget	20-13-2	37	2132	115	3	3.24
Tom Barrasso	29-16-2	49	2799	160	2	3.43
TOTALS	49-29-4	82	4948	284	5	3.44

GAMES

DATE	RESULT	SCORE	OPPONENT
Oct. 7	W	8-3	TORONTO
Oct. 9	T	6-6*	Colorado
Oct. 12	L	1-5	Chicago
Oct. 14	W	5-2	ANAHEIM
Oct. 20	T	2-2*	Hartford
Oct. 21	L	2-3*	LOS ANGELES
Oct. 26	W	7-5	NY Islanders
Oct. 28	W	5-3	New Jersey
Nov. 1	W	10-0	TAMPA BAY
Nov. 3	T	3-3*	Buffalo
Nov. 4	W	7-4	PHILADELPHIA
Nov. 8	W	7-1	Ottawa
Nov. 10	W	9-1	San Jose
Nov. 11	L	2-3	Los Angeles
Nov. 14	W	4-2	DALLAS
Nov. 17	W	3-2*	Washington
Nov. 18	W	3-0	WASHINGTON
Nov. 21	L	4-9	NY Rangers
Nov. 22	L	3-4	NY RANGERS
Nov. 25	W	5-3	BUFFALO
Nov. 28	W	7-2	OTTAWA
Nov. 30	W	9-6	Boston
Dec. 1	W	2-1	FLORIDA
Dec. 3	W	5-4	Tampa Bay
Dec. 5	W	6-3	NY Islanders
Dec. 7	W	7-5	MONTREAL
Dec. 9	W	6-0	HARTFORD
Dec. 13	L	3-6	Anaheim
Dec. 15	W	5-1	Dallas
Dec. 17	L	5-6	Philadelphia
Dec. 19	W	7-1	CALGARY
Dec. 22	L	2-4	MONTREAL
Dec. 23	L	0-1	Montreal
Dec. 24	W	6-3	BUFFALO
Dec. 28	W	9-4	HARTFORD
Dec. 30	W	6-5	FLORIDA
Jan. 1	L	2-4	Washington
Jan. 3	W	4-1	OTTAWA
Jan. 5	W	5-2	DETROIT
Jan. 6	L	2-3	St. Louis
Jan. 8	W	8-5	VANCOUVER
Jan. 12	L	5-6	MONTREAL
Jan. 13	L	8-10	SAN JOSE
Jan. 16	L	2-5	COLORADO
Jan. 17	W	1-0	Buffalo
Jan. 22	W	7-6*	BOSTON
Jan. 24	W	4-3	Ottawa
Jan. 27	W	7-4	PHILADELPHIA
Jan. 29	L	1-2	Florida
Jan. 31	L	1-4	Tampa Bay
Feb. 3	L	0-3	Detroit
Feb. 6	W	6-5	BOSTON
Feb. 7	T	1-1*	New Jersey
Feb. 10	W	6-3	CHICAGO
Feb. 12	L	1-4	Toronto
Feb. 16	W	1-0	Winnipeg
Feb. 18	W	4-3*	NY RANGERS
Feb. 21	L	3-6	Buffalo
Feb. 23	W	5-4	HARTFORD
Feb. 24	L	3-7	Montreal
Feb. 27	W	7-4	Vancouver
Feb. 29	L	3-7	Calgary
Mar. 1	W	5-4	Edmonton
Mar. 5	W	9-4	WINNIPEG
Mar. 7	W	5-1	OTTAWA
Mar. 9	L	3-4*	NEW JERSEY
Mar. 13	L	2-3	Hartford
Mar. 14	L	2-4	Boston
Mar. 16	W	4-2	NY ISLANDERS
Mar. 21	W	5-4	EDMONTON
Mar. 23	L	5-7	BUFFALO
Mar. 24	W	8-2	NY Rangers
Mar. 26	W	8-4	ST. LOUIS
Mar. 28	W	3-2	Florida
Mar. 30	W	2-1	NEW JERSEY
Mar. 31	L	1-4	Philadelphia
Apr. 4	W	4-2	WASHINGTON
Apr. 6	W	2-1	TAMPA BAY
Apr. 8	L	4-5	Hartford
Apr. 10	L	2-6	NY ISLANDERS
Apr. 11	W	5-3	Ottawa
Apr. 14	L	5-6	Boston

* - Overtime

1996-97



Record: 38-36-8, Second in Northeast Division

SEASON HIGHLIGHTS

Mario Lemieux becomes the ninth player to record 1,400 points on Nov. 30 vs. Boston.
 Jaromir Jagr records his 600th point on Jan. 4 vs. Tampa Bay.
 Mario Lemieux ties the NHL record for goals in a period with four against Montreal on Jan. 26.
 Mario Lemieux scores his 600th career goal on Feb. 4 vs. Vancouver.
 Joe Mullen becomes the first American-born player to record 500 goals on Mar. 14 at Colorado.
 Ron Francis records his 400th career goal on Mar. 29 vs. Los Angeles.
 Patrick Lalime sets the NHL record for longest unbeaten streak from the beginning of a career by going 14 0-2.

TRANSACTIONS

June 22, 1996 - Obtained Kevin Hatcher from Dallas for Sergei Zubov.
Nov. 17, 1996 - Obtained Darius Kasparaitis and Andreas Johansson from NY Islanders for Bryan Smolinski.
Nov. 19, 1996 - Obtained Stu Barnes and Jason Woolley from Florida for Chris Wells.
Mar. 18, 1997 - Obtained Eddie Olczyk from Los Angeles for Glen Murray.

SCORING

PLAYERS	GP	G	A	PTS	PIM
Mario Lemieux	76	50	72	122	65
Jaromir Jagr	63	47	48	95	40
Ron Francis	81	27	63	90	20
Petr Nedved	74	33	38	71	66
Eddie Olczyk	79	25	30	55	51
Kevin Hatcher	80	15	39	54	103
Stu Barnes	81	19	30	49	26
Fredrik Olausson	71	9	29	38	32
Jason Woolley	60	6	30	36	30
Greg Johnson	75	13	19	32	26
Alex Hicks	73	7	21	28	90
Tornas Sandstrom	40	9	15	24	33
Darius Kasparaitis	75	2	21	23	100
Joe Mullen	54	7	15	22	4
Glen Murray	66	11	11	22	24
Gary Walk	70	10	11	21	78
Joe Diatecic	59	9	9	18	63
J.J. Daigneault	53	3	14	17	36
Roman Oksita	35	6	7	13	26
Andreas Johansson	42	4	9	13	20
Dave Roche	61	5	5	10	155
Ian Moran	36	4	5	9	22
Petr Klima	17	1	7	8	6
Dmitri Mironov	15	1	5	6	24
Chris Tamer	45	2	4	6	131
Alek Stojanov	35	1	4	5	79
Joseli Berniek	8	3	1	4	4
Jeff Christian	11	2	2	4	13
Tyler Wright	45	2	2	4	70
Craig Munt	64	0	4	4	36
Dan Quinn	16	0	3	3	10
Francois Leroux	59	0	3	3	81
Ken Wregget	46	0	1	1	6
Domenic Pittis	1	0	0	0	0
Richard Park	1	0	0	0	0
Philippe Derouville	2	0	0	0	0
Tom Barrasso	5	0	0	0	0
Stefan Bergkvist	5	0	0	0	7
Ed Potterson	6	0	0	0	8
Shawn Antoski	13	0	0	0	49
Nail Wilkinson	23	0	0	0	36
Patrick Lalime	39	0	0	0	0

GOALTENDING

GOALIE	W-L-T	GP	MP	GA	SO	GAA
Patrick Lalime	21-12-2	39	2058	101	3	2.94
Phil DeRouville	0-2-0	2	111	6	0	3.24
Ken Wregget	17-17-6	46	2514	136	2	3.25
Tom Barrasso	0-5-0	5	270	26	0	5.78
TOTALS	38-36-8	82	4969	280	5	3.38

GAMES

DATE	RESULT	SCORE	OPPONENT
Oct. 5	L	3-4*	TAMPA BAY
Oct. 8	L	3-7	Hartford
Oct. 11	L	2-3	Ottawa
Oct. 12	W	3-2	OTTAWA
Oct. 16	L	1-8	NY Rangers
Oct. 17	L	1-4	Buffalo
Oct. 19	W	2-1	WASHINGTON
Oct. 22	L	2-5	Edmonton
Oct. 24	L	5-7	Calgary
Oct. 26	L	1-2	Vancouver
Nov. 1	L	2-4	Washington
Nov. 2	W	7-3	OTTAWA
Nov. 6	W	5-2	EDMONTON
Nov. 8	T	5-5*	Tampa Bay
Nov. 9	L	2-4	Florida
Nov. 12	W	3-0	BUFFALO
Nov. 14	L	1-2*	Boston
Nov. 16	L	3-8	NY RANGERS
Nov. 19	W	4-2	ST. LOUIS
Nov. 21	L	3-7	Philadelphia
Nov. 22	W	7-1	Hartford
Nov. 27	T	2-2*	MONTRÉAL
Nov. 30	W	6-2	BOSTON
Dec. 3	T	4-4*	HARTFORD
Dec. 4	W	4-2	Ottawa
Dec. 6	W	5-3	Washington
Dec. 7	W	5-3	ANAHEIM
Dec. 10	W	5-3	Los Angeles
Dec. 11	W	7-3	Anaheim
Dec. 13	W	4-1	San Jose
Dec. 15	L	1-2	Chicago
Dec. 17	L	4-6	BOSTON
Dec. 19	W	4-0	St. Louis
Dec. 21	W	3-1	SAN JOSE
Dec. 23	W	6-5	Toronto
Dec. 26	T	3-3*	MONTRÉAL
Dec. 28	W	2-0	BUFFALO
Dec. 30	W	5-3	WASHINGTON
Jan. 2	W	6-1	New Jersey
Jan. 4	W	7-3	TAMPA BAY
Jan. 7	W	5-3	NY Islanders
Jan. 10	W	5-2	NY ISLANDERS
Jan. 11	T	3-3*	Ottawa
Jan. 14	W	3-1	Ottawa
Jan. 15	W	3-1	Hartford
Jan. 21	W	4-2	CALGARY
Jan. 23	L	3-4*	COLORADO
Jan. 25	L	4-7	NY RANGERS
Jan. 26	W	5-2	Montreal
Jan. 29	L	1-3	PHOENIX
Feb. 1	W	4-1	BUFFALO
Feb. 4	W	6-4	VANCOUVER
Feb. 5	W	6-3	Montreal
Feb. 8	L	5-6*	DETROIT
Feb. 12	L	1-5	NY ISLANDERS
Feb. 15	L	1-5	Philadelphia
Feb. 16	L	2-6	PHILADELPHIA
Feb. 18	W	4-2	FLORIDA
Feb. 22	L	2-5	CHICAGO
Feb. 23	L	1-5	NY Islanders
Feb. 27	L	1-4	Detroit
Mar. 1	L	3-6	New Jersey
Mar. 4	L	1-3	NEW JERSEY
Mar. 5	L	2-4	Buffalo
Mar. 8	W	3-2*	PHILADELPHIA
Mar. 10	T	2-2*	MONTRÉAL
Mar. 12	T	5-5*	Phoenix
Mar. 14	L	3-6	Colorado
Mar. 16	L	2-6	Dallas
Mar. 18	W	5-3	BUFFALO
Mar. 20	W	6-3	TORONTO
Mar. 22	L	2-3	NEW JERSEY
Mar. 24	L	0-3	NY Rangers
Mar. 26	L	5-8	Montreal
Mar. 29	W	4-1	LOS ANGELES
Mar. 31	W	4-3	FLORIDA
Apr. 3	T	5-5*	HARTFORD
Apr. 5	W	5-2	OTTAWA
Apr. 8	W	3-1	BOSTON
Apr. 10	L	3-4	Tampa Bay
Apr. 11	L	2-4	Florida
Apr. 13	L	3-7	Boston

* - Overtime



1997-98

Record: 40-24-18, First in Northeast Division

SEASON HIGHLIGHTS

Tom Barrasson records his 300th career victory of Florida on Oct. 19.

Ron Francis records his 1,400th career point on Jan. 29 at Boston.

Nine Penguins represent their countries at the 1998 Winter Olympics in Nagano, Japan, with seven bringing home medals.

Ken Wregget records his 200th career victory on Mar. 7 vs. Philadelphia.

Ron Francis records his 1,000th career assist on Mar. 21 vs. Philadelphia.

Jaromir Jagr records his 300th goal on Apr. 15 vs. Tampa Bay.

Jaromir Jagr captures his second Art Ross Trophy with 102 points.

TRANSACTIONS

Aug. 12, 1997 - Obtain Jiri Slegr from Edmonton for a third round choice in the 1998 Entry Draft.

Oct. 22, 1997 - Obtained Thomas Gronman from Chicago for Greg Johnson.

Mar. 24, 1998 - Obtained Sean Pronger from Anaheim for the rights to Patrick Lalime.

SCORING

PLAYERS	GP	G	A	PTS	PIM
Jaromir Jagr	77	35	67	102	64
Ron Francis	81	25	62	87	20
Stu Barnes	78	30	35	65	30
Kevin Hatcher	74	19	29	48	66
Martin Starka	75	19	23	42	28
Rob Brown	82	15	25	40	59
Fredrik Olausson	76	6	27	33	42
Aleksey Morozov	76	13	13	26	8
Eddie Olczyk	56	11	11	22	35
Robert Lang	54	9	13	22	16
Sean Pronger	67	6	15	21	32
Alex Hicks	58	7	13	20	54
Brad Werenka	71	3	15	18	46
Jiri Slegr	73	5	12	17	109
Andreas Johansson	50	5	10	15	20
Darius Kasparaitis	61	4	8	12	127
Robert Dome	30	5	2	7	12
Chris Ferraro	46	3	4	7	43
Peter Ferraro	29	3	4	7	12
Tyler Wright	82	3	4	7	112
Ian Moran	37	1	6	7	19
Chris Tamer	79	0	7	7	181
Neil Wilkinson	34	2	4	6	24
Garry Valk	39	2	1	3	33
Tomas Gronman	22	1	2	3	25
Tom Barrasso	63	0	2	2	14
Greg Johnson	5	1	0	1	2
Peter Skudra	17	0	1	1	2
Sven Butenschon	6	0	0	0	6
Ken Wregget	15	0	0	0	6

GOALTENDING

GOALIE	W-L-T	GP	MP	GA	SO	GAA
Peter Skudra	6-4-3	17	851	26	0	1.83
Tom Barrasso	31-14-13	63	3542	122	7	2.07
Ken Wregget	3-6-2	15	611	28	0	2.75
TOTALS	40-24-18	82	5022	188	7	2.25

GAMES

DATE	RESULT	SCORE	OPPONENT
Oct. 1	T	3-3*	LOS ANGELES
Oct. 3	W	4-3	Carolina
Oct. 4	L	3-5	FLORIDA
Oct. 8	L	0-3	MONTREAL
Oct. 9	L	1-3	Philadelphia
Oct. 11	W	4-1	CAROLINA
Oct. 14	W	1-0	NY Rangers
Oct. 15	T	1-1*	Montreal
Oct. 17	W	4-1	Tampa Bay
Oct. 19	W	4-1	Florida
Oct. 22	W	5-2	San Jose
Oct. 24	L	3-4	Edmonton
Oct. 25	W	3-2*	Vancouver
Oct. 28	L	3-6	Calgary
Nov. 1	W	7-6*	VANCOUVER
Nov. 2	L	1-3	Chicago
Nov. 5	L	2-5	DALLAS
Nov. 7	T	1-1*	Detroit
Nov. 8	T	2-2*	BUFFALO
Nov. 12	L	1-4	WASHINGTON
Nov. 14	L	1-3	NY Rangers
Nov. 15	W	5-0	Toronto
Nov. 19	T	3-3*	BOSTON
Nov. 20	W	2-0	Ottawa
Nov. 22	W	4-3*	NY RANGERS
Nov. 24	W	5-1	BUFFALO
Nov. 26	W	3-2	CAROLINA
Nov. 29	W	6-3	MONTREAL
Dec. 1	W	1-0	Montreal
Dec. 4	L	0-4	NEW JERSEY
Dec. 6	W	5-2	ANAHEIM
Dec. 9	W	2-1	Los Angeles
Dec. 10	W	3-0	Anaheim
Dec. 12	T	2-2*	Phoenix
Dec. 16	T	1-1*	TAMPA BAY
Dec. 19	T	3-3*	Colorado
Dec. 20	L	1-4	ST. LOUIS
Dec. 26	W	4-1	Washington
Dec. 27	L	0-1	MONTREAL
Dec. 29	W	5-1	NY ISLANDERS
Dec. 31	W	3-2	CAROLINA
Jan. 3	L	4-5*	COLORADO
Jan. 6	W	4-2	NY Islanders
Jan. 7	L	1-3	New Jersey
Jan. 10	W	4-1	NEW JERSEY
Jan. 12	W	4-1	Carolina
Jan. 14	L	2-5	Boston
Jan. 20	T	0-0*	OTTAWA
Jan. 22	W	3-2	New Jersey
Jan. 24	W	4-2	BOSTON
Jan. 26	W	4-2	ST. LOUIS
Jan. 28	T	2-2*	Washington
Jan. 29	W	4-2	Boston
Jan. 31	W	4-0	DETROIT
Feb. 2	L	2-4	NY ISLANDERS
Feb. 4	T	2-2*	WASHINGTON
Feb. 6	T	2-2*	Buffalo
Feb. 7	T	2-2*	Ottawa
Feb. 25	W	6-2	Montreal
Feb. 28	L	2-6	Boston
Mar. 2	W	3-1	TORONTO
Mar. 5	T	2-2*	CHICAGO
Mar. 7	W	6-4	PHILADELPHIA
Mar. 8	L	3-4*	Philadelphia
Mar. 11	W	4-1	CALGARY
Mar. 14	W	2-1	BUFFALO
Mar. 15	L	0-3	Buffalo
Mar. 18	W	4-2	EDMONTON
Mar. 21	W	4-3	PHILADELPHIA
Mar. 22	T	0-0*	Dallas
Mar. 26	L	3-4	NY Islanders
Mar. 28	T	2-2*	NY RANGERS
Mar. 29	T	1-1*	OTTAWA
Apr. 1	L	2-3	SAN JOSE
Apr. 4	W	4-1	Tampa Bay
Apr. 5	L	1-3	Florida
Apr. 7	L	1-2	PHOENIX
Apr. 9	L	1-4	Ottawa
Apr. 11	T	3-3*	FLORIDA
Apr. 15	W	5-1	TAMPA BAY
Apr. 16	W	4-1	Carolina
Apr. 18	W	5-2	BOSTON

* - Overtime

1998-99



Record: 38-30-14, Third in Atlantic Division

SEASON HIGHLIGHTS

Jaromir Jagr records his 800th career point Jan. 31 at Montreal.

Penguins win five consecutive overtime games for the first time in club history and lead the NHL with 28 overtime points.

Penguins win ten games in a row, Jan. 28-Feb. 15, the second longest winning streak in team history.

Tom Barrasso, Peter Skudra and Jean-Sebastien Aubin all record shutouts, making it the first time in club history that three different goalies record shutouts in one season.

Jaromir Jagr captures his first Hart Trophy as league MVP. Jagr also wins his third Art Ross Trophy as the league's leading scorer.

TRANSACTIONS

June 17, 1998 - Obtained German Titov and Todd Hlushko from Calgary for Ken Wreggett and Dave Roche.

Nov. 25, 1998 - Obtained Alexei Kovalev, Harry York and future considerations acquired from New York Rangers for Petr Nedved, Chris Tamer and Sean Pronger.

Mar. 11, 1999 - Obtained Matthew Barnaby from Buffalo for Stu Barnes.

SCORING

PLAYERS	GP	G	A	PTS	PIM
Jaromir Jagr	81	44	83	127	66
Martin Straka	80	35	48	83	26
German Titov	72	11	45	56	34
Alexei Kovalev	77	23	30	53	49
Robert Lang	72	21	23	44	24
Kip Miller	77	19	23	42	22
Jan Hrdina	82	13	29	42	40
Kevin Hatcher	66	11	27	38	24
Stu Barnes	64	20	12	32	20
Rob Brown	58	13	11	24	16
Brad Werenka	81	6	18	24	93
Jiri Slegr	63	3	20	23	86
Matthew Barnaby	62	6	16	22	177
Aleksey Morozov	67	9	10	19	14
Dan Kesa	67	2	8	10	27
Bobby Dallas	70	2	8	10	60
Ian Moran	62	4	5	9	37
Maxim Galanov	51	4	3	7	14
Jeff Scowik	26	0	6	6	16
Darius Kasparaitis	48	1	4	5	70
Tom Barrasso	43	0	3	3	20
Martin Sonnenberg	44	1	1	2	19
Patrick Lebeau	8	1	0	1	2
Greg Andrusak	7	0	1	1	4
Victor Ignatjev	11	0	1	1	6
Ryan Savaia	3	0	0	0	0
Pavel Skrbek	4	0	0	0	2
Brian Bonin	5	0	0	0	0
Chris Tamer	11	0	0	0	32
Sven Butenschon	17	0	0	0	6
J.S. Aubin	17	0	0	0	0
Neil Wilkinson	24	0	0	0	22
Peter Skudra	37	0	0	0	2
Tyler Wright	61	0	0	0	90

GOALTENDING

GOALIE	W-L-T	GP	MP	GA	SO	GAA
J.S. Aubin	4-3-6	17	756	28	2	2.22
Tom Barrasso	19-16-3	43	2306	98	4	2.55
Peter Skudra	15-11-5	37	1914	89	3	2.79
TOTALS	38-30-14	82	5011	225	9	2.69

GAMES

DATE	RESULT	SCORE	OPPONENT
Oct. 10	W	4-3	NY Islanders
Oct. 14	W	3-1	New Jersey
Oct. 17	L	3-3*	NY RANGERS
Oct. 21	L	0-5	Tampa Bay
Oct. 24	L	4-6	TORONTO
Oct. 26	W	2-0	Toronto
Oct. 28	W	5-2	Calgary
Oct. 30	T	2-2*	Vancouver
Oct. 31	L	1-4	Edmonton
Nov. 3	T	4-4*	PHILADELPHIA
Nov. 5	W	4-2	Ottawa
Nov. 7	T	0-0*	BOSTON
Nov. 10	W	3-2	NY ISLANDERS
Nov. 13	L	3-4	New Jersey
Nov. 14	W	4-0	FLORIDA
Nov. 17	L	1-4	PHILADELPHIA
Nov. 19	W	5-1	Tampa Bay
Nov. 21	W	5-2	TAMPA BAY
Nov. 25	L	4-5	Washington
Nov. 27	T	2-2*	NY RANGERS
Nov. 28	W	4-3	Montreal
Dec. 1	T	4-4*	ANAHEIM
Dec. 4	T	3-3*	Carolina
Dec. 5	L	1-2	Boston
Dec. 12	W	4-3	St. Louis
Dec. 15	W	3-2*	TAMPA BAY
Dec. 16	L	1-4	Florida
Dec. 19	W	3-0	WASHINGTON
Dec. 21	L	1-7	Toronto
Dec. 22	L	0-3	LOS ANGELES
Dec. 26	W	2-1*	OTTAWA
Dec. 30	W	7-4	FLORIDA
Jan. 2	W	4-2	Florida
Jan. 5	W	5-1	CALGARY
Jan. 7	W	4-2	CAROLINA
Jan. 9	W	2-1	ST. LOUIS
Jan. 13	L	3-5	Phoenix
Jan. 15	L	2-3	San Jose
Jan. 16	W	5-1	Los Angeles
Jan. 18	L	3-5	Anaheim
Jan. 21	L	2-5	NY ISLANDERS
Jan. 26	L	3-5	CAROLINA
Jan. 28	W	6-0	TORONTO
Jan. 30	W	5-2	BOSTON
Jan. 31	W	5-3	Montreal
Feb. 2	W	5-3	BUFFALO
Feb. 5	W	3-0	FLORIDA
Feb. 7	W	2-1	DETROIT
Feb. 9	W	3-2*	MONTREAL
Feb. 11	W	6-5*	VANCOUVER
Feb. 13	W	3-2*	Nashville
Feb. 15	W	7-3	WASHINGTON
Feb. 17	L	1-3	NY Islanders
Feb. 19	L	1-6	NY Rangers
Feb. 21	L	1-2	Philadelphia
Feb. 22	W	4-1	PHOENIX
Feb. 25	W	3-2	Colorado
Feb. 26	L	4-6	Dallas
Feb. 28	L	3-4	Washington
Mar. 3	T	4-4*	MONTREAL
Mar. 5	T	2-2*	EDMONTON
Mar. 7	L	1-3	COLORADO
Mar. 9	L	2-3	NEW JERSEY
Mar. 10	W	3-2*	Carolina
Mar. 13	W	4-0	PHILADELPHIA
Mar. 16	T	2-2*	DALLAS
Mar. 17	W	2-3	Tampa Bay
Mar. 20	T	1-1*	NASHVILLE
Mar. 21	T	2-2*	NY Rangers
Mar. 23	W	5-2	CHICAGO
Mar. 25	L	3-5	New Jersey
Mar. 27	T	1-1*	BUFFALO
Mar. 28	L	3-4*	Buffalo
Mar. 30	L	4-6	OTTAWA
Apr. 1	T	3-3*	Ottawa
Apr. 3	L	2-4	NEW JERSEY
Apr. 5	L	1-3	Buffalo
Apr. 8	L	1-3	Philadelphia
Apr. 11	W	3-0	Detroit
Apr. 15	L	2-4	Boston
Apr. 17	L	2-7	NY ISLANDERS
Apr. 18	W	2-1*	NY Rangers

* - Overtime



1999-00

Record: 37-37-8-6, Third in Atlantic Division

SEASON HIGHLIGHTS

Jaromir Jagr opens the season with a 15-game point streak from Oct. 1-Nov. 13 (14+19=33)
 Jaromir Jagr sets an NHL record by recording a point on 15 consecutive goals from Oct. 16-Nov. 4 (7+8=15)
 Jaromir Jagr nets his fifth career hat trick and his 900th point on Nov. 26 vs. Ottawa.
 Herb Brooks replaces Kevin Constantine as head coach on Dec. 9.
 Jaromir Jagr records a career-best seven points (3+4) on Dec. 30.
 Martin Straka ties the team record for two fastest goals by one player (four seconds) on Feb. 11 vs. Edmonton.
 Jaromir Jagr captures his third consecutive Art Ross Trophy.
 The Penguins and Philadelphia Flyers play the third-largest game in NHL history in Game Five of the Eastern Conference Semifinals. Goalie Ron Tugnutt makes 70 saves in the four-and-a-half overtime, 2-1 loss.

TRANSACTIONS

Mar. 13 - Acquired Bob Boughner from Nashville for Pavel Skrbek
Mar. 14 - Acquired Ron Tugnutt and Janne Laukkanen from Ottawa for Tom Barrasso; Acquired Rene Corbet and Tyler Moss from Calgary for Brad Warrenka; Acquired Josef Beranek from Edmonton for German Titav.

SCORING

PLAYERS	GP	G	A	PTS	PIM
Jaromir Jagr	63	42	54	96	50
Alexei Kovalev	82	26	40	66	94
Robert Lang	78	23	42	65	14
Martin Straka	71	20	39	59	26
Jan Hrdina	70	13	33	46	43
Aleksey Morozov	68	12	19	31	14
Jiri Slegr	74	11	20	31	82
Pat Falloon	63	9	22	31	14
Josef Beranek	71	13	12	25	57
Matthew Barnaby	64	12	12	24	197
Rab Brown	50	10	13	23	10
Tyler Wright	50	12	10	22	45
Michal Rozsival	75	4	17	21	48
Janne Laukkanen	71	2	18	20	67
Rene Corbet	52	5	10	15	60
Darius Kasparaitis	73	3	12	15	146
Hans Jonsson	68	3	11	14	12
Ian Moran	73	4	8	12	28
Bob Boughner	73	3	4	7	166
Robert Dome	22	2	5	7	E
Andrew Ference	30	2	4	6	20
Tom Chorske	33	1	5	6	2
Peter Popovic	54	1	5	6	30
Steve Leach	56	2	3	5	24
John Stanley	29	1	4	5	10
Martin Sonnenberg	14	1	2	3	E
Dan Trebil	3	1	0	1	2
J.S. Aubin	51	0	1	1	2
Sven Butenschon	3	0	0	0	E
Peter Skudra	20	0	0	0	0
Dennis Bonvie	20	0	0	0	60
Ron Tugnutt	51	0	0	0	0

GOALTENDING

GOALIE	W-L-T	GP	MP	GA	SO	GAA
Ron Tugnutt	4-2-0	7	374	15	0	2.41
J. S. Aubin	23-21-3	51	2789	120	2	2.58
Peter Skudra	5-7-3	20	922	48	1	3.12
Tom Barrasso	5-7-2	18	870	46	1	3.17
TOTALS	37-37-8	82	4984	236	4	2.84

GAMES

DATE	RESULT	SCORE	OPPONENT
Oct. 1	L	4-6	Dallas
Oct. 7	W	7-5	New Jersey
Oct. 8	T	3-3*	COLORADO
Oct. 14	W	5-2	NY Rangers
Oct. 16	T	3-3*	CHICAGO
Oct. 23	L	2-3	CAROLINA
Oct. 27	R	1-2*	Anaheim
Oct. 28	L	3-5	Los Angeles
Oct. 30	T	1-1*	San Jose
Nov. 2	L	4-5	LOS ANGELES
Nov. 4	L	1-2	Ottawa
Nov. 6	L	4-7	TAMPA BAY
Nov. 10	W	5-4	MONTREAL
Nov. 12	R	2-3*	Detroit
Nov. 13	W	3-2	NASHVILLE
Nov. 14	W	3-2	BUFFALO
Nov. 18	L	1-2	Tampa Bay
Nov. 20	R	1-2*	Florida
Nov. 23	W	3-1	TORONTO
Nov. 26	W	5-0	OTTAWA
Nov. 27	L	3-5	Carolina
Nov. 30	W	4-1	Buffalo
Dec. 2	L	2-5	SAN JOSE
Dec. 4	R	2-3*	Toronto
Dec. 7	L	1-2	New Jersey
Dec. 9	W	3-0	WASHINGTON
Dec. 11	W	4-2	PHOENIX
Dec. 14	W	4-2	BOSTON
Dec. 15	W	6-3	Carolina
Dec. 18	L	2-5	FLORIDA
Dec. 20	L	1-5	Montreal
Dec. 21	W	4-0	NY Islanders
Dec. 23	W	4-3	TAMPA BAY
Dec. 26	W	4-2	Chicago
Dec. 29	R	2-3*	Washington
Dec. 30	W	9-3	NY ISLANDERS
Jan. 2	W	4-3	DETROIT
Jan. 5	L	1-3	NEW JERSEY
Jan. 7	W	5-2	TORONTO
Jan. 8	L	2-6	Philadelphia
Jan. 12	L	1-3	Phoenix
Jan. 13	L	3-4	Colorado
Jan. 15	L	2-4	Nashville
Jan. 19	W	3-1	ST. LOUIS
Jan. 22	T	2-2	Montreal
Jan. 23	T	4-4*	PHILADELPHIA
Jan. 25	L	3-4	NY RANGERS
Jan. 27	W	4-1	ATLANTA
Jan. 29	L	1-7	ANAHEIM
Jan. 31	W	2-1*	Atlanta
Feb. 1	W	3-2	WASHINGTON
Feb. 3	W	4-2	NY ISLANDERS
Feb. 9	W	5-2	ATLANTA
Feb. 11	T	2-2*	EDMONTON
Feb. 12	L	1-5	NY Islanders
Feb. 14	W	3-0	VANCOUVER
Feb. 16	T	1-1*	BUFFALO
Feb. 19	W	2-1	Florida
Feb. 21	L	1-2	Tampa Bay
Feb. 22	L	3-4	NY Rangers
Feb. 24	R	3-4*	Philadelphia
Feb. 26	T	2-2*	BOSTON
Feb. 28	T	1-1*	OTTAWA
Mar. 1	L	2-8	Calgary
Mar. 4	W	3-2	Edmonton
Mar. 8	L	0-3	MONTREAL
Mar. 9	L	0-7	Ottawa
Mar. 11	W	3-1	NY RANGERS
Mar. 13	L	2-3	NEW JERSEY
Mar. 16	W	4-2	FLORIDA
Mar. 18	L	2-3	Boston
Mar. 19	W	5-4	NY RANGERS
Mar. 21	W	8-2	NY Islanders
Mar. 24	W	5-3	Atlanta
Mar. 26	L	1-3	Philadelphia
Mar. 28	W	3-2	NEW JERSEY
Mar. 30	W	4-3*	Washington
Apr. 1	L	2-3	PHILADELPHIA
Apr. 3	W	3-2	CAROLINA
Apr. 5	W	4-2	Toronto
Apr. 7	W	2-1*	Buffalo
Apr. 9	L	1-3	Boston

* - Overtime

2000-01



Record: 42-28-9-3, Third in Atlantic Division

SEASON HIGHLIGHTS

The Penguins open the 2000-01 season with two games against the Nashville Predators in Japan.

Jaromir Jagr records his 400th goal on Nov. 13 at Colorado.

Mario Lemieux announces his comeback to the NHL on Dec. 11. Lemieux posts three points (1+2) against the Toronto Maple Leafs in his first game back on Dec. 27.

Lemieux records career point 1,500 and Jagr records his 1,000th against Ottawa on Dec. 30.

Lemieux posts his 40th career hat trick on Jan. 24 vs. Montreal, the second most in league history.

Alexei Kovalev records hat tricks in back-to-back games against the Flyers (Feb. 7) and Devils (Feb. 10).

Lemieux records his 900th assist on Feb. 25 vs. the Islanders.

TRANSACTIONS

Dec. 28, 2000 - Acquired March Bergevin from St. Louis for Dan Trebil.

Jan. 14, 2001 - Acquired Kevin Stevens from Philadelphia for John Slaney.

Feb. 1, 2001 - Acquired Wayne Primeau from Tampa Bay for Matthew Barnaby.

Mar. 12, 2001 - Acquired Johan Hedberg and Bobby Dallas from San Jose for Jeff Norton.

SCORING

PLAYERS	GP	G	A	PIS	PIM
Jaromir Jagr	81	52	69	121	42
Alexei Kovalev	79	44	51	95	96
Martin Straka	82	27	68	95	38
Robert Lang	82	32	48	80	28
Mario Lemieux	43	35	41	76	188
Jan Hrdina	78	15	28	43	48
Kevin Stevens	55	10	22	32	73
Jasef Beranek	70	9	14	23	43
Hans Jansson	58	4	18	22	22
Wayne Primeau	75	3	19	22	131
Janne Laukkanen	50	3	17	20	34
Aleksey Morozov	66	5	14	19	34
Darius Kasparaitis	77	3	16	19	111
Rene Corbet	43	8	9	17	57
Andrew Ference	36	4	11	15	28
Milan Kraft	42	7	7	14	8
Kip Miller	33	3	8	11	6
Frantisek Kucera	55	2	7	9	12
Toby Petersen	12	2	6	8	4
Ian Moran	40	3	4	7	28
Dan LaCouture	48	2	4	6	43
Michal Rozsival	30	1	4	5	26
Krzysztof Oliwa	36	1	4	5	165
Marc Bergevin	38	1	4	5	26
Bob Boughner	58	1	3	4	147
Billy Tibbitts	29	1	2	3	79
Bobby Dallas	21	1	1	2	18
Steve McKenna	54	1	1	2	119
Josef Melichar	18	0	2	2	21
J. S. Aubin	36	0	1	1	4
Greg Crozier	1	0	0	0	0
Dennis Bonvie	3	0	0	0	0
Rich Parent	7	0	0	0	0
Johan Hedberg	9	0	0	0	0
Garth Snow	35	0	0	0	8

GOALTEERING

GOALIE	W-L-T	GP	MP	GA	SO	GAA
Johan Hedberg	7-1-1	9	545	24	0	2.64
Garth Snow	14-15-4	35	2032	101	3	2.98
Rich Parent	1-1-3	7	332	17	0	3.07
J. S. Aubin	20-14-1	36	2050	107	0	3.13
TOTALS	42-31-9	82	4978	256	3	3.09

GAMES

DATE	RESULT	SCORE	OPPONENT
Oct. 6	L	1-3	NASHVILLE
Oct. 7	W	3-1	Nashville
Oct. 13	W	3-2	TAMPA BAY
Oct. 14	W	8-6	NY RANGERS
Oct. 18	L	2-3	CAROLINA
Oct. 19	T	*3-3	Ottawa
Oct. 21	W	5-2	COLUMBUS
Oct. 25	L	2-3	OTTAWA
Oct. 27	W	4-1	NY Rangers
Oct. 28	L	0-9	NEW JERSEY
Nov. 1	L	2-3	San Jose
Nov. 3	W	4-2	Vancouver
Nov. 4	T	*1-1	Calgary
Nov. 8	W	5-2	PHILADELPHIA
Nov. 10	W	4-2	New Jersey
Nov. 11	W	5-2	EDMONTON
Nov. 13	L	*2-3	Colorado
Nov. 16	L	3-4	St. Louis
Nov. 18	W	3-1	ATLANTA
Nov. 22	L	1-3	CAROLINA
Nov. 24	W	1-0	Philadelphia
Nov. 25	T	*2-2	LOS ANGELES
Nov. 28	L	1-3	Boston
Dec. 1	W	6-4	Buffalo
Dec. 2	L	2-3	BUFFALO
Dec. 5	W*	4-2	Ottawa
Dec. 6	L	2-3	BOSTON
Dec. 9	L	1-5	Toronto
Dec. 10	W*	4-3	Detroit
Dec. 13	L	4-7	TORONTO
Dec. 15	L	1-4	FLORIDA
Dec. 16	T	*4-4	Montreal
Dec. 20	T	*2-2	Florida
Dec. 21	T	*1-1	Tampa Bay
Dec. 23	L	2-8	DALLAS
Dec. 26	W	5-3	Buffalo
Dec. 27	W	5-0	TORONTO
Dec. 30	W	5-3	OTTAWA
Jan. 3	W*	3-2	WASHINGTON
Jan. 5	L	3-4	MONTREAL
Jan. 8	W	5-3	Washington
Jan. 9	L	2-5	Boston
Jan. 12	W*	4-3	NY ISLANDERS
Jan. 13	L	5-6	NY Islanders
Jan. 15	W	3-2	ANAHEIM
Jan. 17	L	4-5	Phoenix
Jan. 19	L	*5-6	Dallas
Jan. 21	W	4-0	Chicago
Jan. 24	W	4-1	MONTREAL
Jan. 27	V	*5-1	ATLANTA
Jan. 30	W	6-3	Atlanta
Jan. 31	L	1-5	PHILADELPHIA
Feb. 7	W	9-4	PHILADELPHIA
Feb. 10	W	*5-4	NEW JERSEY
Feb. 11	L	2-4	Minnesota
Feb. 14	W	2-1	MINNESOTA
Feb. 16	T	*4-4	New Jersey
Feb. 17	W	*3-2	Columbus
Feb. 19	L	1-5	Colorado
Feb. 21	W	*3-2	FLORIDA
Feb. 23	W	6-4	NY RANGERS
Feb. 25	W	6-1	NY ISLANDERS
Feb. 28	L	2-4	Montreal
Mar. 2	W	7-5	NY Rangers
Mar. 3	L	3-4	Washington
Mar. 7	L	3-4	WASHINGTON
Mar. 8	W	5-3	Atlanta
Mar. 10	W	6-3	CALGARY
Mar. 12	T	*3-3	NY Rangers
Mar. 14	L	1-3	NY ISLANDERS
Mar. 16	W	6-3	Florida
Mar. 17	L	1-5	Tampa Bay
Mar. 20	T	*2-2	BOSTON
Mar. 23	L	3-5	Carolina
Mar. 25	W	4-2	New Jersey
Mar. 27	W	4-1	BUFFALO
Mar. 29	W	5-2	CHICAGO
Mar. 31	W	5-3	ST. LOUIS
Apr. 2	L	1-4	NY ISLANDERS
Apr. 4	W	4-2	TAMPA BAY
Apr. 7	L	*3-4	Philadelphia
Apr. 8	W	6-4	Carolina

* = Overtime



ATTENDANCE

REGULAR SEASON

YEAR	ATTENDANCE	# of DATES	AVG. ATTENDANCE	SELL OUTS	CAPACITY
1967-68	274,049	37	7,407	0	12,580
1968-69	228,285	38	6,008	0	12,580
1969-70	265,936	38	6,998	0	12,580
1970-71	377,182	39	9,671	3	12,580
1971-72	375,711	39	9,634	5	12,580
1972-73	436,601	39	11,195	7	12,866
1973-74	396,197	39	10,159	4	13,431
1974-75	448,977	40	11,224	11	13,404
1975-76	458,198	40	11,455	0	16,402
1976-77	401,580	40	10,040	1	16,404
1977-78	421,933	40	10,548	2	16,033
1978-79	457,209	40	11,430	3	16,033
1979-80	426,156	40	10,653	2	16,033
1980-81	413,407	40	10,335	0	16,033
1981-82	451,965	40	11,299	5	16,033
1982-83	336,300	40	8,408	1	16,033
1983-84	273,550	40	6,839	0	16,033
1984-85	400,711	40	10,018	4	16,033
1985-86	503,020	40	12,576	13	16,033
1986-87	598,614	40	14,965	26	16,033
1987-88	606,638	40	15,166	26	16,168
1988-89	629,345	40	15,734	*34	16,025
1989-90	640,700	40	16,018	*34	#16,015
1990-91	637,072	40	15,927	28	16,164
1991-92	639,736	40	15,993	32	16,164
1992-93	660,290	41	16,105	30	16,164
1993-94	*685,589	41	*16,714	11	17,537
1994-95	386,599	24	16,108	9	17,181
1995-96	665,790	41	16,239	20	17,181
1996-97	684,346	41	16,691	21	17,181
1997-98	617,815	41	15,069	7	16,958
1998-99	607,822	41	14,825	5	16,958
1999-00	636,199	41	15,517	13	16,958
2000-01	655,926	40	16,398	26	16,958
2001-02	641,641	41	15,650	18	16,958

* Club Record # Capacity increased to 16,236 after home game #25

PLAYOFFS

YEAR	ATTENDANCE	# of DATES	SELL OUTS	AVG. ATTENDANCE
1969-70	53,592	5	2	10,718
1971-72	25,515	2	1	12,758
1974-75	66,833	5	4	13,367
1975-76	13,626	1	0	13,626
1976-77	25,967	2	0	12,984
1978-79	45,702	3	2	15,234
1979-80	26,901	2	0	13,451
1980-81	26,688	2	0	13,344
1981-82	25,457	2	0	12,729
1988-89	96,150	6	6	16,025
1990-91	*210,132	*13	*13	16,164
1991-92	161,640	10	10	16,164
1992-93	129,312	8	8	16,164
1993-94	46,412	3	0	15,471
1994-95	114,894	7	2	16,413
1995-96	171,597	10	9	17,159
1996-97	34,710	2	2	*17,355
1997-98	48,437	3	1	16,146
1998-99	99,787	6	4	16,631
1999-00	84,924	5	4	16,984
2000-01	137,184	8	8	17,148

* Club Record

TRAINING CAMP



SITES AND RECORD BY YEAR

YEAR	SITE	PRE-SEASON RECORD
1967-68	Brantford, Ont.	4-1-1
1968-69	Brantford, Ont	1-5-2
1969-70	Brantford, Ont	4-1-2
1970-71	Brantford, Ont	4-3-2
1971-72	Brantford, Ont	3-2-3
1972-73	Brantford, Ont	5-4-1
1973-74	Brantford, Ont	4-2-3
1974-75	Brantford, Ont	5-4-0
1975-76	Pittsburgh, PA	2-3-3
1976-77	Pittsburgh, PA	7-3-0
1977-78	Pittsburgh, PA	4-3-0
1978-79	Pittsburgh, PA	3-5-0
1979-80	Pittsburgh, PA	3-4-1
1980-81	Pittsburgh, PA	1-3-2
1981-82	Erie/Johnstown, PA	4-1-2
1982-83	Johnstown, PA	1-3-3
1983-84	Johnstown, PA	3-4-1
1984-85	Pittsburgh, PA	2-4-0
1985-86	Pittsburgh, PA	1-5-0
1986-87	Pittsburgh, PA	2-6-0
1987-88	Pittsburgh, PA	5-1-2
1988-89	Pittsburgh, PA	6-3-0
1989-90	Pittsburgh, PA	4-5-1
1990-91	Pittsburgh, PA	7-2-0
1991-92	Pittsburgh, PA/Denver, CO	4-3-2
1992-93	Pittsburgh, PA	3-5-1
1993-94	Pittsburgh, PA	5-4-0
1994-95	Pittsburgh, PA	3-5-1
1995-96	Canonsburg, PA	3-5-1
1996-97	Canonsburg, PA	2-6-1
1997-98	Canonsburg, PA	4-4-0
1998-99	Canonsburg, PA	4-2-3
1999-00	Canonsburg, PA	2-3-0-1
2000-01	Canonsburg/Wilkes-Barre, PA	3-4-0-0
2001-02	Canonsburg/Wilkes-Barre, PA	1-2-3-0

SCOUTS

Edgar Brenchley	(1967-70 & 1971-73)	Doug Wood	(1986-88)
Rudy Migay	(1967-68 & 1971-75)	Fred Gore	(1987-89)
Ken Carson	(1967-68)	Greg Malone	(1988-present)
"Red" Sullivan	(1969-70)	Les Binkley	(1989-99)
Dave Lucas	(1969-75)	Charlie Hodge	(1989-present)
Clare Rothermel	(1969-75 & 1977-84)	Daug McCauley	(1989-91)
Ron Marlow	(1971-72)	Ralph Cox	(1989-99)
Dick Coss	(1971-72)	Gilles Meloche	(1990-present)
Gerry Brawn	(1971-74)	Pierre McGuire	(1990-91)
Jack Riley	(1974-75)	Mark Kelley	(1993-present)
Ken Schinkel	(1974-76)	Phil Russell	(1993-97)
Gerald Blair	(1976-77)	Glenn Patrick	(1994-present)
Billy Taylor	(1979-86)	Herb Brooks	(1996-present)
Albert Mandanici	(1981-88)	Wayne Daniels	(1999-present)
Lou Angoffi	(1984-86)	Neil Shea	(1999-present)
Bruce Haralson	(1984-89)	Chuck Grillo	(2001-present)
John Gill	(1985-95)	Richard Rose	(2001-Present)
Paul Goulet	(1986-88)		



TEAM AWARDS

MICHEL BRIERE MEMORIAL TROPHY - ROOKIE OF THE YEAR

The Michel Briere Memorial Trophy is awarded to the Penguins player judged to be the best rookie on the team. The trophy is presented in memory of the late Michel Briere, who was an outstanding forward in his only season with the Penguins in 1969-70.

1967-68	Les Binkley	1984-85	Mario Lemieux
1968-69	Jean Pronovost	1985-86	Jim Johnson
1969-70	Michel Briere	1986-87	No Winner
1970-71	Greg Polis	1987-88	Rob Brown
1971-72	Dave Burrows	1988-89	Zarley Zalapski
1972-73	No Winner	1989-90	Mark Recchi
1973-74	Ron Lalonde	1990-91	Jaromir Jagr
1974-75	Pierre Larouche	1991-92	Jim Paek
1975-76	No Winner	1992-93	Shawn McEachern
1976-77	Greg Malone	1993-94	No Winner
1977-78	Peter Lee	1994-95	No Winner
1978-79	Greg Millen & Rod Schutt	1995-96	No Winner
1979-80	Paul Marshall	1996-97	Patrick Lalime
1980-81	Mark Johnson	1997-98	Peter Skudra
1981-82	Mike Bullard	1998-99	Jan Hrdina
1982-83	Dave Hannan	1999-00	Jean-Sebastien Aubin
1983-84	Roberto Romano	2000-01	No Winner
		2001-02	Johan Heberg

LEADING POINT SCORER

Presented annually to the player with the highest point total on the team

1967-68	Andy Bathgate	1984-85	Mario Lemieux
1968-69	Ken Schinkel	1985-86	Mario Lemieux
1969-70	Dean Prentice	1986-87	Mario Lemieux
1970-71	Bryan Hextall	1987-88	Mario Lemieux
1971-72	Syl Apps	1988-89	Mario Lemieux
1972-73	Syl Apps	1989-90	Mario Lemieux
1973-74	Syl Apps	1990-91	Mark Recchi
1974-75	Ron Schock	1991-92	Mario Lemieux
1975-76	Pierre Larouche	1992-93	Mario Lemieux
1976-77	Jean Pronovost	1993-94	Jaromir Jagr
1977-78	Jean Pronovost	1994-95	Jaromir Jagr
1978-79	Greg Malone	1995-96	Mario Lemieux
1979-80	Rick Kehoe	1996-97	Mario Lemieux
1980-81	Rick Kehoe	1997-98	Jaromir Jagr
1981-82	Rick Kehoe	1998-99	Jaromir Jagr
1982-83	Doug Shedden	1999-00	Jaromir Jagr
1983-84	Mike Bullard	2000-01	Jaromir Jagr
		2001-02	Alexei Kovalev

BOB JOHNSON MEMORIAL "BADGER BOB" AWARD

Presented in the memory of the Penguins late head coach. The "Badger Bob" Award is presented to the player who, through his performance on the ice, his character and total dedication to his teammates for the success of the team, shows that every day is "A Great Day For Hockey."

1994-95	Ron Francis & Joe Mullen	1998-99	Martin Straka
1995-96	Jaromir Jagr	1999-00	Jiri Slegr
1996-97	Joe Mullen	2000-01	Martin Straka & Darius Kasparaitis
1997-98	Ron Francis	2001-02	Ian Moran

TEAM AWARDS



A.T. CAGGIANO MEMORIAL BOOSTER CLUB AWARD

Presented in the memory of long time Penguins locker room attendant Anthony "A.T." Caggiano. Booster Club Members vote for the three stars after every home game and tally their votes at the end of the regular season to determine the winner.

1974-75	Vic Hadfield	1988-89	Mario Lemieux
1975-76	Dave Burrows	1989-90	Mario Lemieux
1976-77	Dunc Wilson	1990-91	Mark Recchi
1977-78	Denis Herron	1991-92	Mario Lemieux
1978-79	Randy Carlyle	1992-93	Mario Lemieux
1979-80	George Ferguson	1993-94	Ron Francis
1980-81	Randy Carlyle	1994-95	Jaromir Jagr
1981-82	Michel Dion	1995-96	Mario Lemieux
1982-83	Michel Dion	1996-97	Mario Lemieux
1983-84	Mike Bullard	1997-98	Jaromir Jagr
1984-85	Mario Lemieux	1998-99	Jaromir Jagr
1985-86	Mario Lemieux	1999-00	Jean-Sebastien Aubin
1986-87	Mario Lemieux	2000-01	Alexei Kovalev
1987-88	Mario Lemieux	2001-02	Alexei Kovalev

PLAYER'S PLAYER AWARD

The players hold a vote at the end of the season for the player they feel exemplifies leadership for the team both on and off of the ice, and a player who is dedicated to teamwork.

1967-68	No Award	1984-85	Warren Young
1968-69	Val Fonteyne	1985-86	Terry Ruskowski
1969-70	Jean Pronovost & Dean Prentice	1986-87	Dan Quinn & Terry Ruskowski
1970-71	Jean Pronovost	1987-88	Mario Lemieux
1971-72	Jean Pronovost	1988-89	Rondy Hillier
1972-73	Lowell MacDonald	1989-90	Randy Hillier
1973-74	Jean Pronovost	1990-91	Mark Recchi
1974-75	Ron Schock	1991-92	Joe Mullen
1975-76	Jeon Pronovost	1992-93	Mario Lemieux
1976-77	Denis Herron	1993-94	Ron Francis
1977-78	Denis Herron	1994-95	Ron Francis
1978-79	Greg Malone	1995-96	Ron Francis
1979-80	Rick Kehoe	1996-97	Joe Mullen
1980-81	Rick Kehoe	1997-98	Ron Francis
1981-82	Mike Bullard	1998-99	Jaromir Jagr & Martin Straka
1982-83	Pat Boutette	1999-00	Martin Straka
1983-84	Denis Herron	2000-01	Martin Straka
		2001-02	Alexei Kovalev & Ian Moran

THE EDWARD J. DeBARTOLO COMMUNITY SERVICE AWARD

The award recognizes the players who have donated a considerable amount of time during the season to working on community and charity projects.

1991-92	Troy Loney & Phil Baurque	1996-97	Joe Dziedzic & Chris Tamer
1992-93	Jim Paek & Shawn McEachern	1997-98	Chris Tamer & Tyler Wright
1993-94	Ken Wregget & Tom Barrasso	1998-99	Rob Brown & Tyler Wright
1994-95	Ron Francis & Bryan Trotter	1999-00	Matthew Barnaby & Ian Moran
1995-96	Dave Roche	2000-01	Bob Boughner
		2001-02	Andrew Ference



TEAM AWARDS

"BAZ" BASTIEN MEMORIAL AWARD - GOOD GUY AWARD

The Good Guy Award is presented by the Pittsburgh chapter of the Professional Hockey Writers Association to the player who the local media want to acknowledge for his cooperation throughout the year. The award is presented in the memory of the later Aldege "Baz" Bastien, Penguins general manager from 1976-83.

1983-84	Gary Rissling	1992-93	Kevin Stevens
1984-85	Gary Rissling	1993-94	Joe Mullen
1985-86	Terry Ruskowski	1994-95	Larry Murphy
1986-87	Dan Frawley	1995-96	Petr Nedved
1987-88	Randy Cunneynworth	1996-97	Ken Wregget
1988-89	Jim Johnson	1997-98	Ron Francis
1989-90	Troy Loney	1998-99	Jiri Slegr
1990-91	Phil Bourque	1999-00	Rob Brown
1991-92	Larry Murphy	2000-01	Alexei Kovalev
		2001-02	Johan Hederg

MASTERTON NOMINEE - COMEBACK PLAYER

The Pittsburgh chapter of the Professional Hockey Writers Association votes for the Penguins' Masterton nominee. Each NHL team selects a Masterton candidate from which the overall winner is chosen. The Masterton candidate is nominated as the player who best exemplifies the qualities of perseverance, sportsmanship and dedication to hockey.


1982-83	Greg Malone	1992-93	Mario Lemieux
1983-84	Denis Herron	1993-94	Kevin Stevens
1984-85	Gary Rissling & Warren Young	1994-95	John Cullen
1985-86	Terry Ruskowski	1995-96	Ron Francis
1986-87	Randy Cunneynworth	1996-97	Joe Mullen
1987-88	Randy Hillier	1997-98	Rob Brown
1988-89	Phil Bourque	1998-99	Darius Kasparaitis
1989-90	Mario Lemieux	1999-00	Darius Kasparaitis
1990-91	Mario Lemieux	2000-01	Ian Moran
1991-92	Joe Mullen	2001-02	Stephane Richer

MOST VALUABLE PLAYER AWARD

Based on the overall contribution the player makes to the team.

1967-68	Les Binkley	1984-85	Mario Lemieux
1968-69	Keith McCreary	1985-86	Mario Lemieux
1969-70	Jean Pronovost	1986-87	Mario Lemieux
1970-71	Ron Schock	1987-88	Mario Lemieux
1971-72	Jean Pronovost	1988-89	Mario Lemieux
1972-73	Dave Burrows	1989-90	Mario Lemieux
1973-74	Syl Apps, Dave Burrows, Jean Peonovost & Lowell MacDonald	1990-91	Mark Recchi
		1991-92	Mario Lemieux
		1992-93	Mario Lemieux
1974-75	Ron Schock & Ron Stackhouse	1993-94	Ron Francis
1975-76	Pierre Larouche	1994-95	Jaromir Jagr
1976-77	Dunc Wilson	1995-96	Mario Lemieux
1977-78	Pete Mahovich	1996-97	Mario Lemieux
1978-79	Ron Stackhouse & Orest Kindrachuk	1997-98	Ron Francis & Jaromir Jogr
		1998-99	Jaromir Jagr
1979-80	George Ferguson	1999-00	Jaromir Jagr
1980-81	Randy Carlyle	2000-01	Mario Lemieux
1981-82	Michel Dion	2001-02	Alexei Kovalev
1982-83	Doug Shedden		
1983-84	Mike Bullard		

PLAYOFFS



penquins

311



STANLEY CUP

PITTSBURGH PENGUINS STANLEY CUP CHAMPIONSHIP TEAMS 1990-91 SEASON 1991-92 SEASON

(Names in the order they appear on the Stanley Cup)

1991

Edward J. DeBartolo, Owner; Marie Denise DeBartolo-York, President; Paul Martha, Vice President; Craig Patrick, General Manager; Scott Bowman, Director of Player Development and Recruitment; Bob Johnson, Head Coach; Rick Kehoe, Rick Paterson, Barry Smith, Assistant Coaches; Gilles Meloche, Greg Malone, Scouts; Skip Thayer, Trainer; Steve Latin, Equipment Manager; John Welday, Strength and Conditioning Coach; Mario Lemieux, Captain; Paul Coffey, Randy Hillier, Bob Errey, Alternate Captains; Tom Barrasso, Phil Bourque, Jay Caufield, Ron Francis, Randy Gilhen, Jiri Hrdina, Jaromir Jagr, Grant Jennings, Troy Loney, Joe Mullen, Larry Murphy, Jim Paek, Frank Pietrangelo, Barry Pederson, Mark Recchi, Gord Roberts, Ulf Samuelsson, Paul Stanton, Kevin Stevens, Peter Taglianetti, Bryan Trottier, Scott Young, Wendell Young

1992

Howard Baldwin, Morris Belzberg, Thomas Ruta, Owners; Donn Patton, Executive Vice President/CFO; Paul Martha, Executive Vice President/General Counsel; Craig Patrick, Executive Vice President/General Manager; Bob Johnson, Head Coach; Scott Bowman, Director of Player Development and Interim Coach; Rick Kehoe, Rick Paterson, Gilles Meloche, Barry Smith, Pierre McGuire, Assistant Coaches; Steve Latin, Equipment Manager; Skip Thayer, Trainer; John Welday, Strength and Conditioning Coach; Greg Malone, Les Binkley, Charlie Hodge, John Gill, Ralph Cox, Scouts; Mario Lemieux, Captain; Ron Francis, Bryan Trottier, Kevin Stevens, Bob Errey, Alternate Captains; Phil Bourque, Troy Loney, Rick Tocchet, Joe Mullen, Jaromir Jagr, Jiri Hrdina, Shawn McEachern, Ulf Samuelsson, Kjell Samuelsson, Larry Murphy, Gord Roberts, Jim Paek, Paul Stanton, Tom Barrasso, Ken Wregget, Jay Caufield, Jamie Leach, Wendell Young, Grant Jennings, Peter Taglianetti, Jack Callander, Dave Michayluk, Mike Needham, Jeff Chychrun, Ken Priestlay, Jeff Daniels



YEAR BY YEAR RESULTS



1968 Did Not Qualify For Playoffs

1969 Did Not Qualify For Playoffs

1970 Quarterfinals vs. Oakland (Pittsburgh won series, 4-0)

Apr. 8	Oakland	1	at Pittsburgh	2	W
Apr. 9	Oakland	1	at Pittsburgh	3	W
Apr. 11	Pittsburgh	5	at Oakland	2	W
Apr. 12	Pittsburgh	3	at Oakland	2 (OT)	W

Semifinals vs. St. Louis (St. Louis won series, 4-2)

Apr. 19	Pittsburgh	1	at St. Louis	3	L
Apr. 21	Pittsburgh	1	at St. Louis	4	L
Apr. 23	St. Louis	2	at Pittsburgh	3	W
Apr. 26	St. Louis	1	at Pittsburgh	2	W
Apr. 28	Pittsburgh	0	at St. Louis	5	L
Apr. 30	St. Louis	4	at Pittsburgh	3	L

1971 Did Not Qualify For Playoffs

1972 Quarterfinals vs. Chicago (Chicago won series, 4-0)

Apr. 5	Pittsburgh	1	at Chicago	3	L
Apr. 6	Pittsburgh	2	at Chicago	3	L
Apr. 8	Chicago	2	at Pittsburgh	0	L
Apr. 9	Chicago	6	at Pittsburgh	5 (OT)	L

1973 Did Not Qualify For Playoffs

1974 Did Not Qualify For Playoffs

1975 Preliminary Round vs. St. Louis (Pittsburgh won series, 2-0)

Apr. 8	St. Louis	3	at Pittsburgh	4	W
Apr. 10	Pittsburgh	5	at St. Louis	3	W

Quarterfinals vs. NY Islanders (NY Islanders won series, 4-3)

Apr. 13	NY Islanders	4	at Pittsburgh	5	W
Apr. 15	NY Islanders	1	at Pittsburgh	3	W
Apr. 17	Pittsburgh	6	at NY Islanders	4	W
Apr. 20	Pittsburgh	1	at NY Islanders	3	L
Apr. 22	NY Islanders	4	at Pittsburgh	2	L
Apr. 24	Pittsburgh	1	at NY Islanders	4	L
Apr. 26	NY Islanders	1	at Pittsburgh	0	L

1976 Preliminary Round vs. Toronto (Toronto won series, 2-1)

Apr. 6	Pittsburgh	1	at Toronto	4	L
Apr. 8	Toronto	0	at Pittsburgh	2	W
Apr. 9	Pittsburgh	0	at Toronto	4	L

1977 Preliminary Round vs. Toronto (Toronto won series, 2-1)

Apr. 5	Pittsburgh	2	at Toronto	4	L
Apr. 7	Toronto	4	at Pittsburgh	6	W
Apr. 9	Pittsburgh	2	at Toronto	5	L

1978 Did Not Qualify For Playoffs

1979 Preliminary Round vs. Buffalo (Pittsburgh won series, 2-1)

Apr. 10	Pittsburgh	4	at Buffalo	3	W
Apr. 12	Buffalo	3	at Pittsburgh	1	L
Apr. 14	Pittsburgh	4	at Buffalo	3 (OT)	W

Quarterfinals vs. Boston (Boston won series, 4-0)

Apr. 16	Pittsburgh	2	at Boston	6	L
Apr. 18	Pittsburgh	3	at Boston	4	L
Apr. 21	Boston	2	at Pittsburgh	1	L
Apr. 22	Boston	4	at Pittsburgh	1	L



YEAR BY YEAR RESULTS

1980	Preliminary Round vs. Boston (Boston won series, 3-2)					
Apr. 8	Pittsburgh	4	at Boston	2	W	
Apr. 10	Pittsburgh	1	at Boston	4	L	
Apr. 12	Boston	1	at Pittsburgh	4	W	
Apr. 13	Boston	8	at Pittsburgh	3	L	
Apr. 14	Pittsburgh	2	at Boston	6	L	
1981	Preliminary Round vs. St. Louis (St. Louis won series, 3-2)					
Apr. 8	Pittsburgh	2	at St. Louis	4	L	
Apr. 9	Pittsburgh	6	at St. Louis	4	W	
Apr. 11	St. Louis	5	at Pittsburgh	4	L	
Apr. 12	St. Louis	3	at Pittsburgh	6	W	
Apr. 14	Pittsburgh	3	at St. Louis	4 (2OT)	L	
1982	Preliminary Round vs. NY Islanders (NY won series, 3-2)					
Apr. 7	Pittsburgh	1	at NY Islanders	8	L	
Apr. 8	Pittsburgh	2	at NY Islanders	7	L	
Apr. 10	NY Islanders	1	at Pittsburgh	2 (OT)	W	
Apr. 11	NY Islanders	2	at Pittsburgh	5	W	
Apr. 14	Pittsburgh	3	at NY Islanders	4 (OT)	L	
1983	Did Not Qualify For Playoffs					
1984	Did Not Qualify For Playoffs					
1985	Did Not Qualify For Playoffs					
1986	Did Not Qualify For Playoffs					
1987	Did Not Qualify For Playoffs					
1988	Did Not Qualify For Playoffs					
1989	Patrick Division Semifinals vs. NY Rangers (Pittsburgh won series, 4-0)					
Apr. 5	NY Rangers	1	at Pittsburgh	3	W	
Apr. 6	NY Rangers	4	at Pittsburgh	7	W	
Apr. 8	Pittsburgh	5	at NY Rangers	3	W	
Apr. 9	Pittsburgh	4	at NY Rangers	3	W	
	Patrick Division Finals vs. Philadelphia (Philadelphia won series, 4-3)					
Apr. 17	Philadelphia	3	at Pittsburgh	4	W	
Apr. 19	Philadelphia	4	at Pittsburgh	2	L	
Apr. 21	Pittsburgh	4	at Philadelphia	3 (OT)	W	
Apr. 23	Pittsburgh	1	at Philadelphia	4	L	
Apr. 25	Philadelphia	7	at Pittsburgh	10	W	
Apr. 27	Pittsburgh	2	at Philadelphia	6	L	
Apr. 29	Philadelphia	4	at Pittsburgh	1	L	
1990	Did Not Qualify For Playoffs					
1991	Patrick Division Semifinals vs. New Jersey (Pittsburgh won series, 4-3)					
Apr. 3	New Jersey	3	at Pittsburgh	1	L	
Apr. 5	New Jersey	4	at Pittsburgh	5 (OT)	W	
Apr. 7	Pittsburgh	4	at New Jersey	3	W	
Apr. 9	Pittsburgh	1	at New Jersey	4	L	
Apr. 11	New Jersey	4	at Pittsburgh	2	L	
Apr. 13	Pittsburgh	4	at New Jersey	3	W	
Apr. 15	New Jersey	0	at Pittsburgh	4	W	
	Patrick Division Finals vs. Washington (Pittsburgh won series, 4-1)					
Apr. 17	Washington	4	at Pittsburgh	2	L	
Apr. 19	Washington	6	at Pittsburgh	7 (OT)	W	
Apr. 21	Pittsburgh	3	at Washington	1	W	
Apr. 23	Pittsburgh	3	at Washington	1	W	
Apr. 25	Washington	1	at Pittsburgh	4	W	

YEAR BY YEAR RESULTS



Prince of Wales Conference Finals vs. Boston (Pittsburgh won series, 4-2)

May 1	Pittsburgh	3	at Boston	6	L
May 3	Pittsburgh	4	at Boston	5 (OT)	L
May 5	Boston	1	at Pittsburgh	4	W
May 7	Boston	1	at Pittsburgh	4	W
May 9	Pittsburgh	7	at Boston	2	W
May 11	Boston	3	at Pittsburgh	5	W

Stanley Cup Finals vs. Minnesota (Pittsburgh won series, 4-2)

May 15	Minnesota	5	at Pittsburgh	4	L
May 17	Minnesota	1	at Pittsburgh	4	W
May 19	Pittsburgh	1	at Minnesota	3	L
May 21	Pittsburgh	5	at Minnesota	3	W
May 23	Minnesota	4	at Pittsburgh	6	W
May 25	Pittsburgh	8	at Minnesota	0	W

1992 Patrick Division Semifinals vs. Washington (Pittsburgh won series, 4-3)

Apr. 19	Pittsburgh	1	at Washington	3	L
Apr. 21	Pittsburgh	2	at Washington	6	L
Apr. 23	Washington	4	at Pittsburgh	6	W
Apr. 25	Washington	7	at Pittsburgh	2	L
Apr. 27	Pittsburgh	5	at Washington	2	W
Apr. 29	Washington	4	at Pittsburgh	6	W
May 1	Pittsburgh	3	at Washington	1	W

Patrick Division Finals vs. NY Rangers (Pittsburgh won series, 4-2)

May 3	Pittsburgh	4	at NY Rangers	2	W
May 5	Pittsburgh	2	at NY Rangers	4	L
May 7	NY Rangers	6	at Pittsburgh	5 (OT)	L
May 9	NY Rangers	4	at Pittsburgh	5 (OT)	W
May 11	Pittsburgh	3	at NY Rangers	2	W
May 13	NY Rangers	1	at Pittsburgh	5	W

Prince of Wales Conference Finals vs. Boston (Pittsburgh won series, 4-0)

May 17	Boston	3	at Pittsburgh	4 (OT)	W
May 19	Boston	2	at Pittsburgh	5	W
May 21	Pittsburgh	5	at Boston	1	W
May 23	Pittsburgh	5	at Boston	1	W

Stanley Cup Finals vs. Chicago (Pittsburgh won series, 4-0)

May 26	Chicago	4	at Pittsburgh	5	W
May 28	Chicago	1	at Pittsburgh	3	W
May 30	Pittsburgh	1	at Chicago	0	W
June 1	Pittsburgh	6	at Chicago	5	W

1993 Patrick Division Semifinals vs. New Jersey (Pittsburgh won series, 4-1)

Apr. 18	New Jersey	3	at Pittsburgh	6	W
Apr. 20	New Jersey	0	at Pittsburgh	7	W
Apr. 22	Pittsburgh	4	at New Jersey	3	W
Apr. 25	Pittsburgh	1	at New Jersey	4	L
Apr. 26	New Jersey	3	at Pittsburgh	5	W

Patrick Division Finals vs. NY Islanders (NY Islanders won series, 4-3)

May 2	NY Islanders	3	at Pittsburgh	2	L
May 4	NY Islanders	0	at Pittsburgh	3	W
May 6	Pittsburgh	3	at NY Islanders	1	W
May 8	Pittsburgh	5	at NY Islanders	6	L
May 10	NY Islanders	3	at Pittsburgh	6	W
May 12	Pittsburgh	5	at NY Islanders	7	L
May 14	NY Islanders	4	at Pittsburgh	3 (OT)	L

1994 Eastern Conference Quarterfinals vs. Washington (Washington won series, 4-2)

Apr. 17	Washington	5	at Pittsburgh	3	L
Apr. 19	Washington	1	at Pittsburgh	2	W
Apr. 21	Pittsburgh	0	at Washington	2	L
Apr. 23	Pittsburgh	1	at Washington	4	L
Apr. 25	Washington	2	at Pittsburgh	3	W
Apr. 27	Pittsburgh	3	at Washington	6	L



YEAR BY YEAR RESULTS

1995 Eastern Conference Quarterfinals vs. Washington (Pittsburgh won series, 4-3)

May 6	Washington	5	at Pittsburgh	4	L
May 8	Washington	3	at Pittsburgh	5	W
May 10	Pittsburgh	2	at Washington	6	L
May 12	Pittsburgh	2	at Washington	6	L
May 14	Washington	5	at Pittsburgh	6 (OT)	W
May 16	Pittsburgh	7	at Washington	1	W
May 18	Washington	0	at Pittsburgh	3	W

Eastern Conference Semifinals vs. New Jersey (New Jersey won series, 4-1)

May 20	New Jersey	2	at Pittsburgh	3	W
May 22	New Jersey	4	at Pittsburgh	2	L
May 24	Pittsburgh	1	at New Jersey	5	L
May 26	Pittsburgh	1	at New Jersey	2 (OT)	L
May 28	New Jersey	4	at Pittsburgh	1	L

1996 Eastern Conference Quarterfinals vs. Washington (Pittsburgh won series, 4-2)

Apr. 17	Washington	6	at Pittsburgh	4	L
Apr. 19	Washington	5	at Pittsburgh	3	L
Apr. 22	Pittsburgh	4	at Washington	1	W
Apr. 24	Pittsburgh	3	at Washington	2 (4OT)	W
Apr. 26	Washington	1	at Pittsburgh	4	W
Apr. 28	Pittsburgh	3	at Washington	2	W

Eastern Conference Semifinals vs. NY Rangers (Pittsburgh won series, 4-1)

May 3	NY Rangers	3	at Pittsburgh	4	W
May 5	NY Rangers	6	at Pittsburgh	3	L
May 7	Pittsburgh	3	at NY Rangers	2	W
May 9	Pittsburgh	4	at NY Rangers	1	W
May 11	NY Rangers	3	at Pittsburgh	7	W

Eastern Conference Finals vs. Florida (Florida won series, 4-3)

May 18	Florida	5	at Pittsburgh	1	L
May 20	Florida	2	at Pittsburgh	3	W
May 24	Pittsburgh	2	at Florida	5	L
May 26	Pittsburgh	2	at Florida	1	W
May 28	Florida	0	at Pittsburgh	3	W
May 30	Pittsburgh	3	at Florida	4	L
June 1	Florida	3	at Pittsburgh	1	L

1997 Eastern Conference Quarterfinals vs. Philadelphia (Philadelphia won series, 4-1)

Apr. 17	Pittsburgh	1	at Philadelphia	5	L
Apr. 19	Pittsburgh	2	at Philadelphia	3	L
Apr. 21	Philadelphia	5	at Pittsburgh	3	L
Apr. 23	Philadelphia	1	at Pittsburgh	4	W
Apr. 26	Pittsburgh	3	at Philadelphia	6	L

1998 Eastern Conference Quarterfinals vs. Montreal (Montreal won series, 4-2)

Apr. 23	Montreal	3	at Pittsburgh	2 (OT)	L
Apr. 25	Montreal	1	at Pittsburgh	4	W
Apr. 27	Pittsburgh	1	at Montreal	3	L
Apr. 29	Pittsburgh	6	at Montreal	3	W
May 1	Montreal	5	at Pittsburgh	2	L
May 3	Pittsburgh	0	at Montreal	3	L

1999 Eastern Conference Quarterfinals vs. New Jersey (Pittsburgh won series, 4-3)

Apr. 22	Pittsburgh	1	at New Jersey	3	L
Apr. 24	Pittsburgh	4	at New Jersey	1	W
Apr. 25	New Jersey	2	at Pittsburgh	4	W
Apr. 27	New Jersey	4	at Pittsburgh	2	L
Apr. 30	Pittsburgh	3	at New Jersey	4	L
May 2	New Jersey	2	at Pittsburgh	3 (OT)	W
May 4	Pittsburgh	4	at Pittsburgh	2	W

YEAR BY YEAR RESULTS



Eastern Conference Semifinals vs. Toronto (Toronto won series, 4-2)

May 7	Pittsburgh	2	at Toronto	0	W
May 9	Pittsburgh	2	at Toronto	4	L
May 11	Toronto	3	at Pittsburgh	4	W
May 13	Toronto	3	at Pittsburgh	2 (OT)	L
May 15	Pittsburgh	1	at Toronto	4	L
May 17	Toronto	4	at Pittsburgh	3 (OT)	L

2000 Eastern Conference Quarterfinals vs. Washington (Pittsburgh won series, 4-1)

Apr. 13	Pittsburgh	7	at Washington	0	W
Apr. 15	Washington	1	at Pittsburgh	2 (OT)	W
Apr. 17	Washington	3	at Pittsburgh	4	W
Apr. 19	Pittsburgh	2	at Washington	3	L
Apr. 21	Pittsburgh	2	at Washington	1	W

Eastern Conference Semifinals vs. Philadelphia (Philadelphia won series, 4-2)

Apr. 27	Pittsburgh	2	at Philadelphia	0	W
Apr. 29	Pittsburgh	4	at Philadelphia	1	W
May 2	Philadelphia	4	at Pittsburgh	3 (OT)	L
May 4	Philadelphia	2	at Pittsburgh	1 (5OT)	L
May 7	Pittsburgh	3	at Philadelphia	6	L
May 9	Philadelphia	2	at Pittsburgh	1	L

2001 Eastern Conference Quarterfinals vs. Washington (Pittsburgh won series, 4-2)

Apr. 12	Pittsburgh	0	at Washington	1	L
Apr. 14	Pittsburgh	2	at Washington	1	W
Apr. 16	Washington	0	at Pittsburgh	3	W
Apr. 18	Washington	4	at Pittsburgh	3 (OT)	L
Apr. 21	Pittsburgh	2	at Washington	1	W
Apr. 23	Washington	3	at Pittsburgh	4 (OT)	W

Eastern Conference Semifinals vs. Buffalo (Pittsburgh won series, 4-3)

Apr. 26	Pittsburgh	3	at Buffalo	0	W
Apr. 28	Pittsburgh	3	at Buffalo	1	W
Apr. 30	Buffalo	4	at Pittsburgh	1	L
May 2	Buffalo	5	at Pittsburgh	2	L
May 5	Pittsburgh	2	at Buffalo	3 (OT)	L
May 8	Buffalo	2	at Pittsburgh	3 (OT)	W
May 10	Pittsburgh	3	at Buffalo	2 (OT)	W

Eastern Conference Finals vs. New Jersey (New Jersey won series, 4-1)

May 12	Pittsburgh	1	at New Jersey	3	L
May 15	Pittsburgh	4	at New Jersey	2	W
May 17	New Jersey	3	at Pittsburgh	0	L
May 19	New Jersey	5	at Pittsburgh	0	L
May 22	Pittsburgh	2	at New Jersey	4	L

2002 Did Not Qualify For Playoffs



IN THE POST-SEASON

PLAYOFF RECORDS vs. TEAMS

OPPONENT	SERIES	W	L	GP	W	L	GF	GA	LAST SERIES
Washington	7	6	1	42	26	16	137	121	2001 CQF - Won 4-2
New Jersey	5	3	2	29	14	15	80	85	2001 QF - Lost 4-1
Boston	4	2	2	19	10	9	67	62	1992 SF-Won 4-0
NY Rangers	3	3	0	15	12	3	64	45	1996 CSF-Won 4-1
St. Louis	3	1	2	13	6	7	40	45	1981 PR-Lost 3-2
NY Islanders	3	0	3	19	8	11	58	67	1993 DF-Lost 4-3
Toronto	3	0	3	12	4	8	27	39	1999 CSF-Lost 4-2
Buffalo	2	2	0	10	6	4	26	26	2001 CSF - Won 4-3
Chicago	2	1	1	8	4	4	23	24	1992 F - Won 4-0
Minnesota	1	1	0	6	4	2	28	16	1991 F-Won 4-2
Oakland	1	1	0	4	4	0	13	6	1970 QF-Won 4-0
Florida	1	0	1	7	3	4	15	20	1996 CF-Lost 4-3
Montreal	1	0	1	6	2	4	15	18	1998 CQF - Lost 4-2
Philadelphia	3	0	3	18	6	12	51	66	2000 CSF - Lost 4-2
TOTAL	39	20	19	208	109	99	644	641	

COACHES' PLAYOFF RECORDS

COACHES	SERIES	W-L	GAMES	W-L
Bob Johnson	4	4-0	24	16-8
Scott Bowman	6	5-1	33	23-10
Ivan Hlinka	3	2-1	18	9-9
Eddie Johnston	8	3-5	46	22-24
Gene Ubriaco	2	1-1	11	7-4
Herb Brooks	2	1-1	11	6-5
Marc Boileau	2	1-1	9	5-4
Kevin Constantine	3	1-2	19	8-11
Red Kelly	3	1-2	14	6-8
Johnny Wilson	3	1-2	12	4-8
Ken Schinkel	2	0-2	6	2-4
Craig Patrick	1	0-1	5	1-4
TOTAL	39	20-19	208	109-99

RECORDS BY GAME

	OVERALL	HOME	ROAD
Game One	17-22	10-10	7-12
Game Two	24-15	17-5	7-10
Game Three	22-16	9-9	13-7
Game Four	16-19	6-10	10-9
Game Five	15-14	10-4	5-10
Game Six	10-9	6-3	4-6
Game Seven	5-4	2-4	3-0
TOTAL	109-99	60-45	49-54

RECORD BY SERIES

	SERIES PLAYED	W-L
Record in Stanley Cup Finals	2	2-0
Record in Semifinals/Conference Finals	5	2-3
Record in Quarterfinals/Division Finals	13	5-8
Record in Preliminary Round/Division Semifinals/ Conference Quarterfinals	19	11-8
Record in Two-Game Series	1	1-0
Record in Three-Game Series	3	1-2
Record in Four-Game Series	6	4-2
Record in Five-Game Series	10	4-6
Record in Six-Game Series	10	5-5
Record in Seven-Game Series	9	5-4

GOALTENDERS/LEADERS



GOALTENDERS PLAYOFF STATISTICS

PLAYER	GP	MP	GF	GA	ENG	SO	SAVES	GAA	W-L
JEAN-SEBASTIEN AUBIN	1	1	0	0	0	0	0	0.00	0-0
Wendell Young	1	39	1	1	0	0	10	1.54	0-0
Ron Tugnutt	11	746	29	22	0	2	376	1.77	6-5
Les Binkley	7	428	18	15	0	0	183	2.10	5-2
JOHAN HEDBERG	18	1123	38	43	1	2	439	2.30	9-9
Gary Inness	9	540	27	24	3	0	273	2.67	5-4
Michel Plasse	3	180	3	8	0	1	85	2.67	1-2
Ken Wregget	26	1597	82	81	4	1	816	2.86	13-12
Tom Barrasso	101	5918	334	286	12	6	2523	2.93	56-42
Peter Skudra	1	20	2	1	0	0	10	3.00	0-0
Frank Pietrangelo	5	288	19	15	1	1	133	3.13	4-1
Al Smith	3	180	5	10	0	0	79	3.33	1-2
Denis Herron	10	601	26	36	3	0	298	3.49	3-7
Jim Rutherford	4	240	8	14	0	0	131	3.50	0-4
Greg Millen	10	625	35	40	1	0	297	3.84	4-6
Michel Dion	5	310	13	22	0	0	164	4.26	2-3
TOTALS	208	12842	644	641	25	13	5817	2.99	109-99

PENGUINS' PLAYOFF LEADERS

GAMES PLAYED

1. Jagr	140
2. LEMIEUX	107
3. Stevens	103
4. Barrasso	101
5. Francis	97

POINTS

1. LEMIEUX	172
2. Jagr	147
3. Stevens	106
4. Francis	100

WINS

1. Barrasso	56
2. Wregget	13
3. HEDBERG	9

GOALS

1. LEMIEUX	76
2. Jagr	65
3. Stevens	46
4. Francis	32
5. Mullen	16

POWER PLAY GOALS

1. LEMIEUX	29
2. Stevens	20
3. Jagr	19

GAA

1. Tugnutt	1.77
2. Binkley	2.09
3. HEDBERG	2.30
4. Inness	2.67
5. Wregget	2.86

ASSISTS

1. LEMIEUX	96
2. Jagr	82
3. Francis	68
4. Stevens	60
5. Murphy	57

SHORT-HANDED GOALS

1. LEMIEUX	7
2. Jagr	2
Errey	2
Olczyk	2

SHUTOUTS

1. Barrasso	6
2. HEDBERG	2
Tugnutt	2
3. Wregget	1
Pietrangelo	1
Plasse	1

GAME WINNING GOALS

1. Jagr	14
2. LEMIEUX	11
3. Stevens	9
Francis	9



CAREER PLAYOFF SCORING

PLAYER	GP	G	A	PTS	PIM	PLAYER	GP	G	A	PTS	PIM
1. MARIO LEMIEUX	107	76	96	172	87	59. Peter Lee	19	0	8	8	4
2. Jaromir Jagr	140	65	82	147	121	60. Chris Tamer	37	0	8	8	52
3. Kevin Stevens	103	46	60	106	170	61. Ken Schinkel	13	6	1	7	4
4. Ron Francis	97	32	68	100	67	62. Vic Hadfield	10	5	2	7	11
5. Larry Murphy	74	15	57	72	73	63. Mark Johnson	10	4	3	7	6
6. MARTIN STRAKA	65	19	27	46	30	64. Stu Barnes	11	3	4	7	2
7. Rick Tocchet	32	15	22	37	68	65. Paul Gardner	10	2	5	7	10
8. Mark Recchi	24	10	24	34	33	66. Dean Prentice	12	2	5	7	8
9. Joe Mullen	62	16	15	31	20	67. Scott Young	17	1	6	7	2
10. ALEXEI KOVALEV	39	11	17	28	40	68. IAN MORAN	61	1	6	7	20
11. Paul Coffey	23	4	22	26	37	69. Kjell Samuelsson	44	0	7	7	72
12. Phil Bourque	56	13	12	25	107	70. Tom Barrasso	101	0	7	7	36
13. JAN HRDINA	40	10	14	24	22	71. Gary McAdam	12	3	3	6	9
14. Petr Nedved	23	11	12	23	28	72. Chuck Arnason	9	2	4	6	4
15. Troy Loney	66	8	14	22	97	73. Jiri Hrdina	35	2	4	6	22
16. Rick Kehoe	37	4	17	21	2	74. Mike Ramsey	13	0	6	6	4
17. Rob Brown	41	9	10	19	34	75. Orest Kindrachuk	7	4	1	5	7
18. Robert Lang	45	7	12	19	6	76. Jeff Daniels	12	3	2	5	0
19. Jean Pronovost	29	9	9	18	12	77. Kevin Miller	18	3	2	5	8
20. Shawn McEachern	48	6	11	17	24	78. Tyler Wright	30	3	2	5	40
21. Ulf Samuelsson	66	4	12	16	123	79. Ross Lonsberry	17	2	3	5	13
22. Sergei Zubov	18	1	14	15	26	80. Norm Maciver	12	1	4	5	8
23. George Ferguson	22	4	11	15	13	81. Dave Tippett	12	1	4	5	14
24. Rod Schutt	22	8	6	14	26	82. Jim Paek	27	1	4	5	8
25. Bryan Trottier	46	7	7	14	57	83. Gord Roberts	43	1	4	5	95
26. Randy Carlyle	22	6	8	14	41	84. Tom Bladon	8	0	5	5	2
27. Ron Schock	29	2	12	14	23	85. Jim Johnson	11	0	5	5	44
28. Bob Errey	49	9	4	13	51	86. Josef Beranek	29	0	5	5	8
29. Ron Stackhouse	32	5	8	13	38	87. Pat Boutette	5	3	1	4	8
30. Jiri Slegr	29	3	10	13	33	88. Nick Harbaruk	14	3	1	4	20
31. Tomas Sandstrom	36	7	5	12	50	89. Mario Faubert	10	2	2	4	6
32. Paul Stanton	44	2	10	12	66	90. Duane Rupp	10	2	2	4	8
33. Luc Robitaille	12	7	4	11	26	91. Darius Kasparaitis	38	2	2	4	50
34. Gregg Sheppard	17	4	7	11	2	92. WAYNE PRIMEAU	18	1	3	4	2
35. John Cullen	20	3	8	11	36	93. Dave Burrows	20	1	3	4	16
36. Jock Callander	22	3	8	11	12	94. Joe Dziedzic	21	1	3	4	23
37. Pierre Larouche	15	2	9	11	2	95. FRANCOIS LEROUX	33	1	3	4	34
38. Lowell MacDonald	15	6	4	10	8	96. Fredrik Olausson	11	0	4	4	2
39. JANNE LAUKKANEN	29	4	6	10	24	97. Keith McCreary	11	0	4	4	6
40. ANDREW FERENCE	18	3	7	10	16	98. Bob Leiter	4	3	0	3	0
41. J.J. Daigneault	17	1	9	10	36	99. Jim Hamilton	6	3	0	3	0
42. Dan Quinn	11	6	3	9	10	100. Eddie Olczyk	11	3	0	3	16
43. Bob Kelly	15	6	3	9	23	101. Andre St. Laurent	5	2	1	3	8
44. Bryan Smolinski	18	5	4	9	10	102. Blair Chapman	10	2	1	3	9
45. ALEKSEY MOROZOV	4	5	9	8	10	103. Troy Murray	12	2	1	3	12
46. Kip Miller	13	2	7	9	19	104. Rene Corbet	24	2	1	3	21
47. Dave Roche	16	2	7	9	51	105. Brad Werenka	19	2	1	3	14
48. Colin Campbell	19	2	7	9	51	106. Chris Joseph	25	2	1	3	20
49. Zarley Zalapski	11	1	8	9	13	107. Wally Boyer	10	1	2	3	0
50. Michel Briere	10	5	3	8	17	108. Dunc McCallum	10	1	2	3	12
51. Mike Bullard	9	4	4	8	4	109. Bob Waytowich	10	1	2	3	2
52. Syl Apps	19	4	4	8	23	110. Jason Woolley	5	0	3	3	0
53. Kevin Hatcher	24	4	4	8	20	111. Greg Hotham	5	0	3	3	6
54. German Titov	11	3	5	8	4	112. Jim Morrison	8	0	3	3	10
55. Randy Cunneynworth	1	3	5	8	26	113. Russ Anderson	10	0	3	3	28
56. Greg Malone	18	3	5	8	32	114. Brycen Hextall	14	0	3	3	43
57. Glen Murray	18	2	6	8	10	115. Mike Needham	14	2	0	2	4
58. Peter Taglianetti	39	1	7	8	83	116. Stan Gilbertson	3	1	1	2	2

CAREER PLAYOFF SCORING



PLAYER	GP	G	A	PTS	PIM	PLAYER	GP	G	A	PTS	PIM
117. Nick Libbett	5	1	1	2	0	175. Victor Ignatjev	1	0	0	0	2
118. Rick MacLeish	5	1	1	2	0	176. Andreas Johansson	1	0	0	0	0
119. Kevin McClelland	5	1	1	2	5	177. Paul Marshall	1	0	0	0	0
120. Bob Stewart	5	1	1	2	2	178. Peter Skudra	1	0	0	0	0
121. Dave Michayluk	7	1	1	2	0	179. Steve Gatzos	1	0	0	0	0
122. Pat Price	10	1	1	2	49	180. Wendell Young	1	0	0	0	0
123. Brad Lauer	12	1	1	2	4	181. Richard Zernlak	1	0	0	0	10
124. Grant Jennings	38	1	1	2	38	182. Mike Corrigan	2	0	0	0	0
125. Darryl Eestrand	4	0	2	2	0	183. Chris Dahlquist	2	0	0	0	0
126. Greg Polis	4	0	2	2	0	184. Todd Hlushko	2	0	0	0	0
127. Glen Sather	10	0	2	2	17	185. MICHAL ROZSIVAL	2	0	0	0	4
128. Bob Boughner	29	0	3	3	37	186. Bob Simpson	2	0	0	0	0
129. Gord Dineen	11	0	2	2	8	187. Lex Hudson	2	0	0	0	0
130. Val Fonteyne	14	0	2	2	2	188. Craig Muni	3	0	0	0	0
131. Matthew Barnaby	24	0	2	2	64	189. Larry Bignell	3	0	0	0	2
132. John Slaney	2	1	0	1	2	190. Brian Bonin	3	0	0	0	0
133. Len Barrie	4	1	0	1	8	191. Randy Boyd	3	0	0	0	11
134. Greg Johnson	5	1	0	1	2	192. Kim Clackson	3	0	0	0	37
135. Peter Laframboise	9	1	0	1	0	193. Corey Foster	3	0	0	0	4
136. Pat Falloon	10	1	0	1	2	194. Al Smith	3	0	0	0	0
137. Greg Andrusak	12	1	0	1	6	195. Simon Nolet	3	0	0	0	0
138. Bobby Dallas	13	1	0	1	6	196. Michel Plasse	3	0	0	0	0
139. Dan Kesa	13	1	0	1	0	197. Stefan Bergvist	4	0	0	0	2
140. Randy Gilhen	16	1	0	1	14	198. Steve Cardwell	4	0	0	0	2
141. Pete Mahovich	2	0	1	1	0	199. Kim Davis	4	0	0	0	0
142. Don Awrey	3	0	1	1	0	200. Pat Graham	4	0	0	0	2
143. Wayne Bianchin	3	0	1	1	6	201. Richard Park	4	0	0	0	2
144. Jacques Cossette	3	0	1	1	4	202. Jim Rutherford	4	0	0	0	0
145. Dave McLlwain	3	0	1	1	0	203. Mike Stapleton	4	0	0	0	0
146. Ed Van Impe	3	0	1	1	2	204. Dole Tallon	4	0	0	0	4
147. Tim Horton	4	0	1	1	2	205. Michel Dion	5	0	0	0	0
148. Al McDonough	4	0	1	1	0	206. Rusty Fitzgerald	5	0	0	0	4
149. Eddie Shack	4	0	1	1	15	207. Pat Hughes	5	0	0	0	21
150. Frank Pietrangelo	5	0	1	1	2	208. DAN LACOUTURE	5	0	0	0	2
151. Gary Ristling	5	0	1	1	4	209. Krzysztof Oliwa	5	0	0	0	16
152. Greg Brown	6	0	1	1	4	210. Sean Pronger	5	0	0	0	4
153. Barry Wilkins	6	0	1	1	4	211. Doug Brown	6	0	0	0	2
154. Marc Chorney	7	0	1	1	2	212. Les Binkley	7	0	0	0	0
155. Bob Paradise	7	0	1	1	17	213. Bob Blackburn	7	0	0	0	4
156. Bob McManama	8	0	1	1	6	214. Martin Sonnenberg	7	0	0	0	0
157. Dennis Owchar	8	0	1	1	6	215. MILAN KRAFT	8	0	0	0	2
158. Dave Hannan	8	0	1	1	4	216. Jim McKenzie	8	0	0	0	4
159. Paul Baxter	10	0	1	1	42	217. Alek Stojanov	9	0	0	0	19
160. Tracy Pratt	10	0	1	1	51	218. Rad Buskas	10	0	0	0	23
161. Alex Hicks	11	0	1	1	4	219. Dennis Herron	10	0	0	0	5
162. MARC BERGEVIN	12	0	1	1	2	220. Greg Millen	10	0	0	0	0
163. Dmitri Mironov	15	0	1	1	10	221. Peter Popovic	10	0	0	0	10
164. Randy Hillier	17	0	1	1	73	222. Mike Hudson	11	0	0	0	6
165. Neil Wilkinson	20	0	1	1	18	223. Ron Tugnutt	11	0	0	0	2
166. Ken Wregget	26	0	1	1	9	224. Lew Morrison	13	0	0	0	0
167. HANS JONSSON	27	0	1	1	14	225. Jay Caulfield	14	0	0	0	30
168. J-SEBASTIEN AUBIN	1	0	0	0	0	226. Bryan Watson	14	0	0	0	38
169. Drake Berehowsky	1	0	0	0	0	227. JOHAN HEDBERG	18	0	0	0	0
170. Larry DePalma	1	0	0	0	0	BENCH					34
171. Steve Dykstra	1	0	0	0	2	TOTALS	208	644	1083	1727	3763
172. Maxim Galanov	1	0	0	0	0						
173. Tuomas Gronman	1	0	0	0	0						
174. Greg Hawgood	1	0	0	0	0						

Bold = Current Player



PLAYOFF RECORDS

MISCELLANEOUS TEAM RECORDS

Years in the Playoffs	20	
Most Consecutive Years in the Playoffs	11	1991 to 2001
Most Consecutive Wins	14	(May 9, 1992 to Apr. 22, 1993)#
Most Consecutive Home Wins	9	(May 9, 1992 to Apr 26, 1993)
Most Consecutive Road Wins	6	(May 11, 1992 to Apr. 22, 1993)

= NHL Record

TEAM PLAYOFF RECORDS-SERIES

MOST GOALS - BOTH TEAMS

2-Game Series	15	1975	Pgh 9 - StL 6
3-Game Series	23	1977	Tor 13 - Pgh 10
4-Game Series	30	1989	Pgh 19 - NYR 11
5-Game Series	41	1981	Pgh 21 - StL 20
6-Game Series	45	1991	Pgh 27 - Bos 18
7-Game Series	55	1989	Phi 31 - Pgh 24
	55	1995	Pgh 29 - Wsh 26

FEWEST GOALS - OPPONENTS

2-Game Series	6	1975	by St. Louis
3-Game Series	8	1976	by Toronto
4-Game Series	6	1970	by Oakland
5-Game Series	8	2000	by Washington
6-Game Series	10	2001	by Washington
7-Game Series	17	2001	by Buffalo

MOST GOALS - PITTSBURGH

2-Game Series	9	1975	vs. St. Louis
3-Game Series	10	1977	vs. Toronto
4-Game Series	19	1989	vs. NY Rangers
	19	1992	vs. Boston
5-Game Series	23	1993	vs. New Jersey
6-Game Series	28	1991	vs. Minnesota
7-Game Series	29	1995	vs. Washington

MOST POWER PLAY GOALS

Pittsburgh	11	1992	vs. Washington
Opponents	9	1989	by Philadelphia
Both Teams	19	1989	Pgh 10 - Phi 9

MOST POWER PLAY CHANCES

Pittsburgh	42	1989	vs. Philadelphia
	42	1995	vs. Washington
Opponents	44	1995	by Washington
Both Teams	86	1995	Wsh 44 - Pgh 42

MOST GOALS - OPPONENTS

2-Game Series	6	1975	by St. Louis
3-Game Series	13	1977	by Toronto
4-Game Series	16	1979	by Boston
5-Game Series	22	1982	by NY Islanders
6-Game Series	20	1994	by Washington
7-Game Series	31	1989	by Philadelphia

MOST PENALTIES

Pittsburgh	85	1989	vs. Philadelphia
Opponents	95	1989	by Philadelphia
Both Teams	180	1989	Phi 95 - Pgh 85

FEWEST GOALS - BOTH TEAMS

2-Game Series	15	1975	Pgh 9 - StL 6
3-Game Series	11	1976	Tor 8 - Pgh 3
4-Game Series	19	1970	Pgh 13 - Oak 6
5-Game Series	24	2001	NJ 17 - Pgh 7
6-Game Series	24	2001	Pgh 14 - Wsh 10
7-Game Series	34	2001	Pgh 17 - Buf 17

FEWEST PENALTIES

Pittsburgh	9	1975	vs. St. Louis
Opponents	15	1975	by St. Louis
	15	2001	by New Jersey
Both	24	1975	StL 15 - Pgh 9

FEWEST GOALS - PITTSBURGH

2-Game Series	9	1975	vs. St. Louis
3-Game Series	3	1976	vs. Toronto
4-Game Series	7	1979	vs. Boston
5-Game Series	7	2001	vs. New Jersey
6-Game Series	10	1970	vs. St. Louis
7-Game Series	15	1996	vs. Florida

MOST PENALTY MINUTES

Pittsburgh	242	1989	vs. Philadelphia
Opponents	270	1989	by Philadelphia
Both Teams	512	1989	Phi 270 - Pgh 242

FEWEST PENALTY MINUTES

Pittsburgh	18	1975	vs. St. Louis
Opponents	30	2001	by New Jersey
Both Teams	61	1976	Tor 36 - Pgh 25

PLAYOFF RECORDS



TEAM PLAYOFF RECORDS-GAME

LARGEST MARGIN OF VICTORY

Home	7	4/20/93, 7-0 vs. New Jersey
Road	8	5/25/91, 8-0 at Minnesota

LARGEST MARGIN OF DEFEAT

	5	4/13/80, 8-3 vs. Boston
Home	5	4/25/92, 7-2 vs. Washington
	5	5/19/01, 5-0 vs. New Jersey
Road	7	4/7/82, 8-1 at NY Islanders

MOST GOALS

Both Teams, Home	17	4/25/89, 10-7 win vs. Philadelphia
Both Teams, Road	12	5/12/93, 7-5 loss at NY Islanders
Pittsburgh, Home	10	4/25/89, 10-7 win vs. Philadelphia
Pittsburgh, Road	8	5/25/91, 8-0 win vs. Minnesota
Opponent, Home	8	4/13/80, 8-3 loss vs. Boston
Opponent, Road	8	4/7/82, 8-1 loss at NY Islanders

MOST POWER PLAY GOALS

For	4	4/29/92 vs. Washington
Against	3	Seven Times, Last - 4/18/01 vs. Washington
	5	4/18/01, Pgh 2 - Wsh 3
Both Teams	5	4/29/92, Pgh 4 - Wsh 1
	5	4/23/92, Pgh 3 - Wsh 2
	5	4/19/91, Pgh 2 - Wsh 3

MOST POWER PLAY CHANCES

For	12	4/23/92 vs. Washington
Against	11	4/23/92 vs. Washington
Both Teams	23	Pgh 12 - Wsh 11

MOST SHORT-HANDED GOALS

For	2	4/23/97 vs. Philadelphia
Against	2	Five Times, Last - 4/26/97 at Philadelphia

MOST SHOTS

Pittsburgh, Regulation	49	4/26/70 vs. St. Louis
Pittsburgh, Overtime	65	4/24/96 at Washington
Opponent, Regulation	61	5/4/96 at Florida
Opponent, Overtime	72	5/4/00 vs. Philadelphia

MOST SAVES

Pittsburgh, Regulation	56	5/24/96 at Florida
Pittsburgh, Overtime	70	5/4/00 vs. Philadelphia
Opponent, Regulation	49	4/26/70 by St. Louis
Opponent, Overtime	61	4/24/96 by Washington

FEWEST SHOTS

Pittsburgh	13	5/4/99 at New Jersey
Opponent	16	4/23/70 by St. Louis

FEWEST SAVES

Pittsburgh	14	4/23/70 vs. St. Louis
Opponent	9	5/4/95 at New Jersey

MOST PENALTIES

Both Teams, Home	48	4/6/89, Pgh 25 - NYR 23
Both Teams, Road	37	4/29/00, Pgh 15 - Phi 22
Pittsburgh	25	4/6/89 vs. NY Rangers
Opponent	23	4/6/89 by NY Rangers

FEWEST PENALTIES

Both Teams, Home	5	5/17/01 Pgh 3 - NJ 3
Both Teams, Road	3	5/1/92 Pgh 2 - Wsh 1
	2	5/17/01 vs. New Jersey
Pittsburgh	2	5/1/92 at Washington
	2	5/5/92 at NY Rangers
	1	5/22/01 by New Jersey
Opponents	1	5/4/99 by New Jersey
	1	5/1/92 by Washington

MOST PENALTY MINUTES

Both Teams, Home	125	4/25/89 Phi 79 - Pgh 46
Both Teams, Road	154	4/29/00 Phi 104 - Pgh 50
Pittsburgh	83	4/19/70 at St. Louis
Opponent	104	4/29/00 at Philadelphia

FEWEST PENALTY MINUTES

Both Teams, Home	10	5/17/01 Pgh 6 - NJ 4
Both Teams, Road	6	5/1/92 Pgh 4 Wsh 2
	4	5/17/01 vs. New Jersey
Pittsburgh	4	5/1/92 at Washington
	4	5/5/92 at NY Rangers
Opponent	2	5/22/01 by New Jersey
	2	5/4/99 at New Jersey



PLAYOFF RECORDS

TEAM PLAYOFF RECORDS-PERIOD

MOST GOALS

Both Teams, Home	7	4/6/89	Pgh 5 - NYR 2
	7	4/25/89	Pgh 6 - Phi 1
Both Teams, Road	8	5/8/93	Pgh 4 - NYI 4
Pittsburgh, Home	6	4/25/89	vs. Philadelphia
Pittsburgh,	4	4/9/81	at St. Louis
	4	5/8/93	at NY Rangers
	4	5/16/95	at Washington
Opponent, Home	5	4/13/80	by Boston
Opponent, Road	4	4/8/82	by NY Islanders
	4	5/8/93	by NY Islanders

FEWEST SHOTS

Pittsburgh	1	4/21/01	vs. Washington
	1	4/19/94	vs. Washington
Opponent	2	5/8/01	by Buffalo
	2	5/19/92	by Boston

FEWEST SAVES

Pittsburgh	1	5/19/92	vs. Boston
Opponent	1	4/21/01	by Washington
	1	4/19/94	by Washington

MOST PENALTIES

Both Teams, Home	24	4/6/89	vs. NY Rangers
Both Teams, Road	24	4/29/00	at Philadelphia
Pittsburgh	15	4/29/00	at Philadelphia
Opponent	22	4/29/00	at Philadelphia

MOST SHOTS

Pittsburgh, Home	21	4/15/75	vs. NY Islanders
Pittsburgh, Road	20	5/7/96	at NY Rangers
Opponent, Home	28	4/21/97	vs. Philadelphia
Opponent, Road	23	5/24/96	at Florida

MOST PENALTY MINUTES

Both Teams, Home	84	4/25/89	Phi 51 - Pgh 33
Both Teams, Road	128	4/29/00	Phi 92 - Pgh 36
Pittsburgh, Home	35	5/17/91	vs. Minnesota
Pittsburgh, Road	40	4/19/70	at St. Louis
Opponent, Home	51	4/25/89	vs. Philadelphia
Opponent, Road	92	4/29/00	at Philadelphia

MOST SAVES

Pittsburgh	27	4/21/97	vs. Philadelphia
Opponent	21	4/15/75	by NY Islanders

FASTEST GOALS

FASTEST GOALS BY ONE PENGUINS PLAYER

Two	0:11	4/17/96 vs. Washington	Petr Nedved
------------	------	------------------------	-------------

FASTEST GOALS BY THE PENGUINS

Two	0:07	4/13/80 vs. Boston	Ron Stackhouse and Rick Kehoe
Three	1:29	5/10/83 vs. NY Islanders	Mario Lemieux, Rick Tocchet and Larry Murphy
Four	4:52	4/5/89 vs. Philadelphia	Mario Lemieux (3) and Bob Errey

FASTEST GOALS BY OPPONENTS

Two	0:25	4/24/75 at NY Islanders	Ed Westfall and Garry Howatt (both ENG)
------------	------	-------------------------	---

FASTEST GOALS AT START OF GAME

by Penguins	0:15	4/8/81 at St. Louis	Greg Malone
by Opponent	0:14	4/26/97 at Philadelphia	Eric Lindros

FASTEST GOALS AT START OF PERIOD OTHER THAN FIRST

by Pittsburgh	0:24	4/15/75 vs. NY Islanders	Jean Pronovast
by Opponent	0:06*	4/25/89 vs. Philadelphia	Pelle Eklund

* = NHL Record

PLAYOFF RECORDS



INDIVIDUAL PLAYOFF RECORDS

	<u>CAREER</u>	
Games Played	140	Jaromir Jagr
Goals	76	Mario Lemieux
Assists	96	Mario Lemieux
Points	172	Mario Lemieux
Penalty Minutes	170	Kevin Stevens
Power Play Goals	29	Mario Lemieux
Games Played, Goalie	101	Tom Barrasso
Wins	56	Tom Barrasso
Goals Against Average	1.77	Ron Tugnutt
Minutes Played	5,920	Tom Barrasso

	<u>YEAR</u>	
Goals	17	1991 Kevin Stevens
Assists	28	1991 Mario Lemieux
Points	44	1991 Mario Lemieux
Penalty Minutes	66	1989 Phil Bourque
Power Play Goals	8	1992 Mario Lemieux
Game Winning Goals	5	1992 Mario Lemieux
Shots	93	1991 Mario Lemieux
Goals, Defenseman	5	1991 Larry Murphy
Assists, Defenseman	18	1991 Larry Murphy
Points, Defenseman	23	1991 Larry Murphy
Saves	578	1991 Tom Barrasso
Longest Goal Streak	7	4/26/96 to 5/11/96 (10) 5/3/91 to 5/17/91 (8)
Longest Assist Streak	10	4/19/91 to 5/11/91 (16)
Longest Point Streak	15	4/13/91 to 5/17/91 (11+18=29)

	<u>SERIES</u>	
Goals	9	1989 vs. Philadelphia
Assists	11	1995 vs. Washington
Points	17	1992 vs. Washington
Penalty Minutes	43	1989 vs. NY Rangers 1970 vs. St. Louis

	<u>GAME</u>	
Goals	5	4/25/89 vs. Philadelphia*
Assists	4	Seven Times - Last Time 4/22/96 at Washington
Points	8	4/25/89 vs. Philadelphia (5+3)*
Shots	12	4/24/96 at Washington 4/29/92 vs. Washington
Penalties	8	4/13/80 at Boston
Penalty Minutes	32	4/19/70 at St. Louis
Saves	70	5/4/00 vs. Philadelphia

	<u>PERIOD</u>	
Goals	4	4/25/89 vs. Philadelphia*
Assists	3	5/8/95 vs. Washington 4/19/91 vs. Washington 4/25/89 vs. Philadelphia
Points	4	4/23/92 vs. Washington (2+2)* 4/25/89 vs. Philadelphia (4+0)*
Shots	7	4/11/91 vs. New Jersey
Penalties	6	4/13/80 at Boston
Penalty Minutes	26	4/13/80 at Boston
Saves	27	4/21/97 vs. Philadelphia

* = NHL Record



OT/OPPONENTS

OVERTIME GAMES

DATE	PLAYER	TIME	OPPONENT	GAME #	SCORE
5/10/01	Darius Kasparaitis	13:01	at Buffalo	Game #7	3-2
5/8/01	Martin Straka	11:29	vs. Buffalo	Game #6	3-2
5/5/01	Stu Barnes	8:34	at Buffalo	Game #5	2-3
4/23/01	Martin Straka	13:04	vs. Washington	Game #6	4-3
4/18/01	Jeff Halpern	4:01	vs. Washington	Game #4	3-4
5/4/00	Keith Primeau	92:01	vs. Philadelphia	Game #4	1-2
5/2/00	Andy Delmore	11:01	vs. Philadelphia	Game #3	3-4
4/15/00	Jaromir Jagr	5:49	vs. Washington	Game #2	2-1
5/17/99	Garry Valk	1:58	vs. Toronto	Game #6	3-4
5/13/99	Sergei Berezin	2:18	vs. Toronto	Game #4	2-3
5/2/99	Jaromir Jagr	8:59	vs. New Jersey	Game #6	3-2
4/23/98	Benoit Brunet	18:43	vs. Montreal	Game #1	2-3
4/24/96	Petr Nedved	79:15	at Washington	Game #4	3-2
5/26/95	Neil Broten	18:36	at New Jersey	Game #4	1-2
5/14/95	Luc Robitaille	4:30	vs. Washington	Game #5	6-5
5/14/93	David Volek	5:16	vs. NY Islanders	Game #7	3-4
5/17/92	Jaromir Jagr	9:44	at Boston	Game #1	4-3
5/9/92	Ron Francis	2:47	vs. NY Rangers	Game #4	5-4
5/7/92	Kris King	1:29	vs. NY Rangers	Game #3	5-6
5/3/91	Vladimir Ruzicka	8:14	at Boston	Game #2	4-5
4/19/91	Kevin Stevens	8:10	vs. Washington	Game #2	7-6
4/5/91	Jaromir Jagr	8:52	vs. New Jersey	Game #2	5-4
4/21/89	Phil Bourque	12:08	at Philadelphia	Game #3	4-3
4/13/82	John Tonelli	6:10	at NY Islanders	Game #5	3-4
4/10/82	Rick Kehoe	4:14	vs. NY Islanders	Game #3	2-1
4/14/81	Mike Crombeen	25:16	at St. Louis	Game #5	3-4
4/14/79	George Ferguson	0:47	at Buffalo	Game #3	4-3
4/9/72	Pit Martin	0:12	vs. Chicago	Game #4	5-6
4/12/70	Michel Briere	8:28	at Oakland	Game #4	3-2

OPPONENT PLAYOFF SCORING LEADERS

PLAYER	TEAM(S)	GP	G	A	PTS	PIM
Peter Bondra	Washington	39	19	12	31	8
Michal Pivonka	Washington	31	8	18	26	60
Calle Johansson	Washington	35	8	18	26	14
Dale Hunter	Washington	27	7	17	24	87
Joe Juneau	Washington	18	5	17	22	14
Ray Bourque	Boston	14	4	14	18	29
Mike Ridley	Washington	18	3	15	18	4
Dimitri Khristich	Washington	25	6	10	16	25
Tim Kerr	Phil./NY Rangers	11	1	15	16	2
Brian Leetch	NY Rangers	15	4	12	16	6

OPPONENT PLAYOFF GOALTENDING LEADERS

PLAYER	TEAM(S)	GP	MP	GA	SO	GAA	W-L
Glenn Resch	NY Islanders	4	240	4	1	1.00	4-0
Jacques Plante	St. Louis	3	180	4	1	1.33	2-1
Brian Boucher	Philadelphia	6	463	14	0	1.80	4-2
Wayne Thomas	Toronto	5	300	9	1	1.80	3-2
Martin Brodeur	New Jersey	17	1042	33	2	1.90	11-6
Curtis Joseph	Toronto	6	363	13	0	2.15	4-2
Gerry Cheevers	Boston	9	540	20	0	2.22	7-2
Dominik Hasek	Chicago/Buffalo	7	453	17	0	2.25	3-4
Olaf Kolzig	Washington	18	1044	42	1	2.41	6-11
Gary Smith	Oakland/Chicago	5	308	13	1	2.53	1-4

Minimum 180 Minutes Played



HAT TRICKS

Player	Date	Opponent	Goaltender(s)
FOR PITTSBURGH			
Ken Schinkel	4/11/70	at Oakland	Gary Smith
Mario Lemieux#	4/25/89	vs. Philadelphia	Ron Hextall
Mario Lemieux	4/23/92	vs. Washington	Don Beaupre
Ron Francis	5/9/92	vs. NY Rangers	Mike Richter/John Vanbiesbrouck (2)
Kevin Stevens*	5/21/92	at Boston	Andy Moog
Mario Lemieux	5/11/96	vs. NY Rangers	Mike Richter
Jaromir Jagr	5/11/96	vs. NY Rangers	Mike Richter
Martin Straka	4/25/99	at New Jersey	Martin Brodeur
FOR OPPONENTS			
Dino Ciccarelli	4/25/92	vs. Washington	Tom Barrasso/Ken Wregget (2)
Dirk Graham	5/30/92	at Chicago	Tom Barrasso
Andy Delmore	5/7/00	at Philadelphia	Ron Tugnutt (2)/Peter Skudra

* = Four Goals

= Five Goals, Ties NHL Record

SHUTOUTS

Goaltender	Date	Opponent	Score	Saves
FOR PITTSBURGH				
Michel Plasse	4/8/76	vs. Toronto	2-0	21
Frank Pietrangolo	4/15/91	vs. New Jersey	4-0	27
Tom Barrasso	4/25/91	at Minnesota	8-0	39
Tom Barrasso	5/30/92	at Chicago	1-0	27
Tom Barrasso	4/20/93	vs. New Jersey	7-0	36
Tom Barrasso	5/4/93	vs. NY Islanders	3-0	26
Ken Wregget	5/18/95	vs. Washington	3-0	33
Tom Barrasso	5/28/96	vs. Florida	3-0	28
Tom Barrasso	5/7/99	at Toronto	2-0	20
Ron Tugnutt	4/13/00	at Washington	7-0	32
Ron Tugnutt	4/27/00	at Philadelphia	2-0	28
Johan Hedberg	4/16/01	vs. Washington	3-0	34
Johan Hedberg	4/26/01	at Buffalo	3-0	25
FOR OPPONENTS				
Jacques Plante	4/28/70	at St. Louis	5-0	21
Gary Smith	4/8/72	vs. Chicago	2-0	31
Glenn Resch	4/26/75	vs. NY Islanders	1-0	30
Wayne Thomas	4/9/76	at Toronto	4-0	26
Don Beaupre	4/21/94	at Washington	2-0	27
Andy Moog	5/3/98	at Montreal	3-0	21
Olaf Kolzig	4/12/01	at Washington	1-0	16
Martin Brodeur	5/17/01	vs. New Jersey	3-0	20
Martin Brodeur	5/19/01	vs. New Jersey	5-0	21

PENALTY SHOTS

Player	Date	Opponent	Goaltender	Result
FOR PITTSBURGH				
Jaromir Jagr	5/11/92	vs. NY Rangers	John Vanbiesbrouck	GOAL
Shawn McEachern	5/13/92	vs. NY Rangers	John Vanbiesbrouck	No Goal
Aleksey Morozov	4/23/98	vs. Montreal	Andy Moog	No Goal
Martin Straka	5/2/01	vs. Buffalo	Dominik Hasek	No Goal
FOR OPPONENTS				
Michal Pivonka	5/10/95	at Washington	Tom Barrasso	No Goal
Joe Juneau	4/24/96	at Washington	Ken Wregget	No Goal



2002 POST-SEASON

2002 NHL PLAYOFF SCORING LEADERS

PLAYER	TEAM	GP	G	A	PTS	PIM	+/-
Peter Forsberg	Colorado	20	9	18	27	20	8
Steve Yzerman	Detroit	23	6	17	23	10	4
Joe Sakic	Colorado	21	9	10	19	4	-2
Brendan Shanahan	Detroit	23	8	11	19	20	5
Gary Roberts	Toronto	19	7	12	19	56	6
Sergei Fedorov	Detroit	23	5	14	19	20	4
Brett Hull	Detroit	23	10	8	18	4	1
Ron Francis	Carolina	23	6	10	16	6	-2
Nicklas Lidstrom	Detroit	23	5	11	16	2	6
Alyn McCauley	Toronto	20	5	10	15	4	3
Bates Battaglia	Carolina	23	5	9	14	14	2
Chris Chelios	Detroit	23	1	13	14	44	15

2002 NHL PLAYOFF CATEGORY LEADERS

GOALS			ASSISTS		
Brett Hull	Detroit	10	Peter Forsberg	Colorado	18
Peter Forsberg	Colorado	9	Steve Yzerman	Detroit	17
Joe Sakic	Colorado	9	Sergei Fedorov	Detroit	14
Alexander Mogilny	Toronto	8	Chris Chelios	Detroit	13
Jeff O'Neill	Carolina	8	Gary Roberts	Toronto	12
Brendan Shanahan	Detroit	8	Brendan Shanahan	Detroit	11
Tomas Holmstrom	Detroit	8	Nicklas Lidstrom	Detroit	11

POWER PLAY GOALS			GAME-WINNING GOALS		
Scott Mellanby	St. Louis	4	Peter Forsberg	Colorado	4
Joe Sakic	Colorado	4	Daniel Alfredsson	Ottawa	3
Ron Francis	Carolina	4	Patrick Marleau	San Jose	3
Steve Yzerman	Detroit	4	Chris Drury	Colorado	3
Sean Hill	Carolina	4	Ron Francis	Carolina	3
10 players tied with 3			14 Players tied with 2		

2002 NHL PLAYOFF GOALTENDING LEADERS

PLAYER	TEAM	GP	MP	GA	GAA	SO
Patrick Lalime	Ottawa	12	778	18	1.39	4
Kevin Weekes	Carolina	8	408	11	1.62	2
Arturs Irbe	Carolina	18	1078	30	1.67	1
Brent Johnson	St. Louis	10	590	18	1.83	3
Dominik Hasek	Detroit	23	1455	45	1.86	6

MEDIA INFORMATION





BROADCASTERS



MIKE LANGE

One of the most talented and unique broadcasters in professional sports, Mike Lange of Fox Sports Net Pittsburgh enters his 28th season of Penguins play-by-play.

Known for his unique and colorful style, including trademark phrases such as "Buy Sam A Drink And Get His Dog One, Too," Lange was named to the media section of the Hockey Hall of Fame in 2001.

Lange's relationship with the Penguins began in 1974-75, when he broke into the NHL as a radio play-by-play man. He left for one season but returned in 1976-77 and has been a fixture on the Penguins' scene

ever since.

Lange did radio exclusively until 1979, when games were simulcast on radio and TV. Now he is the primary TV play-by-play broadcaster for the Penguins, but he also calls about 15 games a season on 3-W-S and the Penguins Radio Network.

A native of Sacramento, California, Lange earned a degree in broadcasting from Sacramento State University before starting his career as the voice of the Phoenix Roadrunners (WHL) in 1970. He also served as the play-by-play voice of the San Diego Gulls (WHL) in 1973-74 before joining the Penguins.

In addition to his tenure with the Penguins, Lange handled play-by-play duties for the Pittsburgh Pirates in 1986-87. A well-known member of the Pittsburgh community, Lange makes numerous personal appearances throughout the year and is actively involved in charity work.



EDDIE OLCZYK

Former Penguin Eddie Olczyk returns for his third season as Mike Lange's partner in the Fox Sports Net television booth, providing insight and color commentary.

A highly-skilled forward, "Edzo" played 16 seasons in the NHL with the Penguins, Chicago Blackhawks, Toronto Maple Leafs, Winnipeg Jets, New York Rangers and Los Angeles Kings. He recorded 342 goals and 794 points in 1,031 career games and won a Stanley Cup as a member of the Rangers in 1994.

He was a first-round draft pick of his hometown Blackhawks in 1984, going third overall behind Mario Lemieux (Penguins) and Kirk Muller (New Jersey Devils).

In addition to his work with Fox Sports Net, Olczyk has called games for ESPN and NHL Radio. An avid horse racing fan, he also has been heard announcing races at the Meadowlands.

Eddie and his wife, Diane, have four children: sons Eddie, Tommy and Nicholas and daughter Alexandra.



PAUL STEIGERWALD

Pittsburgh native Paul Steigerwald enters his fourth season as the radio voice of the Penguins after serving 14 seasons as color commentator on Penguins TV and radio broadcasts.

"Staggy," a tireless worker and interviewer, is well-known by coaches and players across the NHL.

Steigerwald developed his interest in hockey as a youngster in the South Hills - in part because his neighbor, former Penguins GM Jack Riley, gave local kids tickets to attend Penguins games.

He attended Kent State University, where he worked as one of the hockey club's broadcasters, and began his professional broadcasting career with the Johnstown Red Wings of the EHL in 1979.

Steigerwald joined the Penguins organization in 1980 as director of marketing and also served as intermission host for radio and television broadcasts. In 1985, he joined the broadcast team as a color commentator. He left the Penguins front office in 1988 for a position in the sports department of KDKA-TV but still maintained his color commentator duties. Steigerwald now works for the Penguins on a full-time basis as director of broadcasting.

In addition to his broadcasting work, Steigerwald donates time to various local charities throughout the year and serves as emcee of numerous Penguins events. He is married to Nancy and has two sons, Blake and Dylan.

BROADCASTERS



BOB ERREY

Bob Errey, who skated on a line with Mario Lemieux during his Penguins career, returns for his fourth season in the radio booth, providing color commentary.

Errey was the Penguins' first-round draft pick in 1983 and played 11 seasons in Pittsburgh, recording 132 goals, 272 points and 651 penalty minutes in 572 games.

A speedy two-way winger and excellent penalty killer, Errey was a key member of both Stanley Cup Championship teams in 1991 and 1992.

Errey also played for Buffalo, San Jose, Detroit, Dallas and the New York Rangers in a 15-year NHL career. In 895 games, he registered 170 goals, 382 points and 1,005 penalty minutes.

In addition to his radio duties with the Penguins, Errey also has made several appearances as a color commentator in the TV booth over the past two seasons.

MEDIA RELATIONS STAFF



TOM MCMILLAN

McMillan, 46, enters his seventh season with the Penguins following a 17-year career in the Pittsburgh sports media as a writer, columnist, editor and broadcaster. He covered the Penguins for the Pittsburgh Post-Gazette from 1987-92 and served as editor of Penguins Report from 1992-96. He also was a talk show host on WTAE Radio and KDKA Radio, and appeared on "Hockey Hotline."

McMillan authored a history of the team, "The Penguins, Cellar To Summit," in 1994 and edited two books about Mario Lemieux.

Tom and his wife, Cassie, reside in Shaler. A Civil War buff, he is a member of the board of directors of The Friends of the National Parks at Gettysburg.



STEVE BOVINO

Bovino, 34, begins his 11th season with the Penguins and seventh as director of media relations. He is responsible for overseeing the day-to-day relations between the players and coaches and the local and national media, coordinating interviews, credential requests, game notes and press releases.

Bovino joined the team as an intern in the public relations department, then served four seasons as assistant director of media relations. He graduated from College of William & Mary with a B.A. in government. While in college, he worked in the sports information office.

Steve and his wife, Brandy, have a daughter, Isabella. They reside in Mt. Lebanon.



KEITH WEHNER

Wehner, 25, enters his sixth season with the Penguins and third as manager of media relations. He worked three prior seasons as an assistant in the hockey operations and media relations departments. He is the team's main media contact on road trips, helps to coordinate travel for the hockey department and also handles interview and credential requests, game notes and statistics.

He graduated from the University of Pittsburgh with a Bachelor of Arts in political science. He is single and resides in O'Hara Township.



MEDIA INFORMATION

SEASON PASSES FOR MEDIA: Season passes are issued to members of the media covering the Penguins on a regular basis.

INDIVIDUAL GAME PASSES: Members of the media must contact Steve Bovino or Keith Wehner in the Penguins media relations department no later than 24 hours before the game. Passes will be issued to working media and photographers. Passes will be left at the press gate located at Gate # 3 of Mellon Arena. You can reach the gate from Washington Place, which runs in front of the Arena where the marquis stands. Passes will be available there for one hour after the opening face-off.

PRESS BOX: The press box is located on the west side of the building above section D-24. It is for game personnel and members of the media covering the game only. When necessary, overflow media will be assigned seats in the auxiliary seating area. All members of the media will gain access to the main press box by showing their pass to the security guard at the door. Elevators to the press box are located directly across from the media entrance. Take the elevator to the 5th floor and exit either right or left, taking the stairs to press level.

PRESS LOUNGE: The press lounge is located at Gate # 3 just beyond the press gate on the right. Members of the media and game night staff must show their passes at the door for admittance. The press lounge will open two hours prior to game time with dinner and beverages served at a cost of \$5 per individual. The press lounge is equipped with telephones and electrical outlets and is available during and after the game for filing purposes.

GAME NOTES: Game notes and lineup sheets are available in the press lounge and press box before each game. Additional information from the National Hockey League and press releases are also available throughout the season at these locations.

GAME SUMMARIES: Game summaries are available after each period in the press box. Final game summaries are distributed in the press box, press lounge and home and visitor locker rooms after the game.

OUT OF TOWN SCORES: Out of town scoresheets are available in the press box throughout the game on a regular basis.

LOCKER ROOM ACCESS: The Penguins locker room will open to the media no later than 10 minutes after the conclusion of the game per League requirements. ONLY working members of the media with appropriate identification will be admitted. Please enter and exit the locker room through the door located in the hallway at Gate # 2.

POST GAME PROCEDURES: Penguins head coach Rick Kehoe will hold a press conference after each game in the locker room. Post game quote sheets for both head coaches will be available after the game in the press lounge, press box and locker room.

GAME BROADCAST INTERVIEWS: All requests for pre-tapes interviews and intermission interviews with players, coaches or management MUST be confirmed during the morning skate. THERE WILL BE NO EXCEPTIONS. Players or coaches must be confirmed for broadcast interviews before they leave Mellon Arena after the morning skate or they are off-limits for broadcast interviews. In the event the Club does not hold a morning skate, arrangements for interviews will be made accordingly.

DAILY PRACTICE SESSIONS: Open to all media members. The majority of Penguins practices are held at Iceplex at Southpointe. Penguins game-day morning skates are held at 10:30 AM followed by the visiting team at 11:30 AM at Mellon Arena. On the road the Penguins normally hold a game-day morning skate at 11:30 AM. A monthly practice schedule will be distributed to the media during the first week of each month throughout the season via fax and e-mail. Please check with the Penguins media relations office, as last minute changes will occur.

MEDIA INFORMATION



PHOTOGRAPHERS: Photographers may shoot from designated areas assigned by the Penguins media relations staff. Photo location assignments will be posted in the press lounge prior to each game. Anyone shooting from unauthorized locations will be removed from the game. Individual game photo passes must be secured by calling the media relations office at least 24 hours in advance of each game.

MELLON ARENA LIGHTING: The lighting in Mellon Arena is metal halide, which was installed during the summer of 1995.

TELEVISION PACKAGE: The Penguins television package continues to be one of the best in professional hockey. This season, Penguins fans will see 74 games on Fox Sports Net Pittsburgh and UPN 19. Eight games are scheduled for national broadcasts on ABC and ESPN. The executive producer for all Penguins games is Paul Kosuth. FOX Sports Net Pittsburgh became the Penguins cable affiliate in 1986. Mike Lange will handle the play-by-play with Eddie Olczyk handling the color.

RADIO NETWORK: 3WS will serve as the Penguins flagship radio station for the third straight season. Games will air on 3WS FM (94.5) and Fox Sports Radio AM (970). Paul Steigerwald will handle the play-by-play with Bob Errey providing color commentary.

DRIVING DIRECTIONS TO MELLON ARENA:

FROM ROUTE 279 NORTH (GREATER PITTSBURGH AIRPORT): Follow 279 North toward Pittsburgh...Go through the Fort Pitt Tunnels...Follow 376 East to the Grant Street Exit...Follow Grant Street to Sixth and turn right...Follow Sixth to the Arena.

FROM ROUTE 79 SOUTH (NORTH HILLS): Follow 79 South toward Pittsburgh...Take Route 279 South EXIT (about one mile past Wexford exit)...Follow 279 South over Veterans Bridge...Take Sixth Street exit and bear left...At the light turn left onto Bigelow Boulevard.

FROM PENNSYLVANIA TURNPIKE: Traveling on the turnpike toward Pittsburgh, take the Pittsburgh/Monroeville Exit (Exit 6) onto Route 376 West...Get off at 376 West at Exit 6, staying in the right lane...At stop sign, turn right onto Pride Street...Follow Pride across Fifth Avenue, at second light, turn left onto Centre Avenue.

DRIVING DIRECTIONS TO ICEOPLEX AT SOUTHPOINTE:

Located off Route 79 South at Exit 48, Southpointe/Hendersonville. Stay in right hand lane after exit and bear right onto Southpointe Boulevard. Follow Southpointe Boulevard for approximately two miles. ICEOPLEX at Southpointe is located on the left.

REAL-TIME SCORERS/OFF-ICE OFFICIALS

Supervisor of Officials/Timekeeper: Paul Schlosser

Assistant Supervisor/Official Scorer: Keith Schreiber

Goal Judges: Jim Duss, Jae Ferraro, Leo Rudzki

Penalty Timekeeper: Bob Maitland

Real Time Supervisor/Action Scorer: Phil Spano

Penalty Scorer: Eugene Susi

Shot Scorer: Jim Gricar

Time-On-Ice Scorers: Dan Aubele, Tadd Gally, Don Johnson, Chris Keller, Mike McGuire, Dan Wagner

Commercial Coordinator: Dave Reynolds

Video Replay Goal Judges: Dale Ruth, Jim Weaver

GAME NIGHT STAFF:

Dressing Rooms: Tracey Luppe, Frank Sculli

Home Runway: Don Wagner

IN MELLON ARENA:

Public Address Announcer: John Barbero

Organist: Vince Lascheid



HOW TO FIGURE

Assist - An assist is awarded to the player or players (maximum of two) who touched the puck prior to the goal, provided no defender plays or possesses the puck in between.

Game Played - A player receives credit for playing in a game if: i) he steps on the ice during time played or; ii) serves any penalty.

Game-Winning Goal - After the final score has been determined, the goal which leaves the winning Club one goal ahead of its opponent is the game-winning goal (example: if Team A beats Team B 8-3, the player scoring the fourth goal for Team A receives credit for the game-winning goal).

Game-Tying Goal - The final goal in a tie game.

Goal - A goal is awarded to the last player on the scoring Club to touch the puck prior to the puck entering the net.

Goals-Against Average - Multiply goals allowed (GA) by 60 and divide by minutes played (MINS).

Goaltender - A goaltender receives a win, tie or loss if he is on the ice when either the game-winning or game-tying goal is scored.

Penalty-Killing Pct. - Subtract total number of power-play goals allowed from total number of shorthanded situations to get total number of power-plays killed. Divide the total number of power-plays killed by the total number of shorthanded situations.

Plus-Minus - A player receives a "plus" if he is on the ice when his Club scores an even-strength or shorthand goal. He receives a "minus" if he is on the ice for an even-strength or shorthand goal scored by the opposing Club. The difference in these numbers is considered the player's plus-minus statistic.

Power-Play Goal - A goal scored by a Club while it has a manpower advantage due to an opponent's penalty. Following are some examples of what is and is not considered a power-play goal:

- if a Club has an advantage on a minor penalty starting at 2:02 of the period and it scores at 4:02, the goal is not a power-play goal.
- if a Club scores on a delayed penalty, the goal is not a power-play goal.
- if a Club has an advantage due to a five-minute major or match penalty, that Club is always credited with having one more advantage than the number of power-play goals it scores during that advantage, because the penalty does not expire. A new advantage begins after each power-play goal. For example, if Team A scores three goals during a major penalty, it is credited with four advantages.
- if a Club is on a power-play for any length of time, it is considered to have had an advantage.
- if a minor penalty is incurred by a Club on a power-play due

HOW TO FIGURE



to a major penalty, a new advantage is given to that Club when its minor penalty expires, provided the opponent's major penalty is still in effect.

Power-Play Percentage - Total number of power-play goals divided by total number of power-play opportunities.

Save Percentage - Subtract goals allowed (GA) from shots against (SA) to determine saves. Then divide saves by shots-against.

Shooting Percentage - Divide the number of goals scored by the number of shots taken.

Shorthand Goal - A goal scored by a Club while it is at a manpower disadvantage. The same cases apply for shorthand as for power-play goals, but in the opposite manner.

Shot on Goal - If a player shoots the puck with the intention of scoring and if that shot would have gone in the net had the goaltender not stopped it, the shot is recorded as a "shot on goal".

Shutout - If two goaltenders combine for a shutout, neither receives credit for the shutout. Instead it is recorded as a Club shutout.

Tenths of a Second - If a penalty or goal occurs in the last minute, the time is rounded off to the previous second (ex: if a penalty is called with 12.4 seconds left in a period, the time is indicated as 19:47 and not 19:48.)

Tie-Breaking Formula - At the conclusion of the regular season, the standing of the teams in each Conference shall be determined in accordance with the following priorities in the order listed:

- a) First place in each of the three (3) divisions seeded 1, 2, and 3.
- b) The higher number of points earned by the Club.
- c) The greater number of games won by the Club.
- d) The higher number of points earned in games against each other among two (2) or more Clubs having equal standing under priority (b) and (c) **
- e) The greater differential between goals scored for and against by Clubs having equal standing under priority (d).

** NOTE: For the purpose of determining standing under priority (d) for two or more tied Clubs that have not played an even number of games with one or more of the other tied Clubs, the first game played in the city that has the extra game (the "odd game") shall not be included. When more than two Clubs are tied, the percentage of available points earned in games among each other (and not including any "odd games") shall be used to determine standing.



KEY DATES

September

- 12 Opening Day of NHL Training Camp.
- 19 Preseason schedule begins.

October

- 1 Trade deadline, 2 p.m., ET. Trade freeze in effect through end of the waiver draft.
- 2 Clubs' Protected and Available List for Waiver Draft released to media.
- 3 Deadline for unsigned juniors claimed in fourth or subsequent rounds of the Entry Draft to be returned to their junior clubs.
- 4 Waiver Draft - Noon, ET.
- 8 Deadline for unsigned juniors claimed in the first three rounds of the Entry Draft to be returned to their junior clubs.
- 9 86th NHL regular season begins.

November

- 2 Fourth annual Hockey Hall of Fame Game (Montreal Canadiens at Toronto Maple Leafs), Air Canada Centre, Toronto.
- 4 Hockey Hall of Fame Induction Ceremony, Hockey Hall of Fame, Toronto.

December

- 13 Deadline for media to submit All-Star Credential Applications.
- 19 Holiday roster freeze in effect. For all players on an NHL roster as of midnight, local time, Dec. 19, a roster freeze shall apply through midnight, local time Dec. 27, with respect to waivers, trades and any other player assignments. Players may be recalled to NHL clubs.
- 26 2003 IIHF World Junior Championships (Halifax & Sydney, Nova Scotia - Canada). Through Jan. 5.

January

- 11 NHL on ABC network telecasts begin.
- 30 NHL/CHL Top Prospects Game (TBD)
- 31 NHL All-Star Black Party (National Car Rental Center, Sunrise, FL).

February

- 1 All-Star Saturday, National Car Rental Center, Sunrise, FL.
- 2 53rd NHL All-Star Game, National Car Rental Center, Sunrise, FL.
- 21 Stanley Cup Finals Media Credential Application available
- 22-23 2003 Willie O'Ree All-Star Weekend, hosted by the Minnesota Wild.

March

- TBA Lester Patrick Awards Luncheon
- 7 NHL Entry Draft Media Credential Application available
- 11 NHL Trade Deadline, 3 p.m., ET.

April

- 6 2002-2003 NHL regular season ends.
- 9 Stanley Cup Playoffs begin.
- 18 Deadline for media to submit Stanley Cup Finals Credential Applications.
- 26 2003 IIHF World Championships (Helsinki - Tampere - Turku, Finland). Through May 11.

May

- 9 Deadline for media to submit Entry Draft Credential Applications.
- 26 Stanley Cup Finals, latest possible start date.

June

- 9 Stanley Cup Finals, latest possible end date. NHL Awards Television Special, Toronto.
- 20 NHL Entry Draft Top Prospects Preview, Nashville, TN.
- 21-22 NHL Entry Draft (Gaylord Entertainment Center, Nashville, TN).

July

- 1 Eligible players transferred to free agent list.
- 15 Deadline for eligible Group II players to elect salary arbitration.
Deadline for eligible players to elect Group V free agency.

August

- 1 Salary arbitration hearings held. Through Aug. 15.
- 17 Final date for salary arbitration decisions to be rendered.