

VISITOR

HOME



3

COLORADO AVALANCHE  
Game 1 Away Game 1

## Game Summary

Game 0002  
Wednesday, October 3, 2001  
8:13 PM ET at Mellon Arena  
Attendance 17,148  
Final

1

PITTSBURGH PENGUINS  
Game 1 Home Game 1

This NHL Game Report is provided courtesy of the NHL to members of the credentialed media for their exclusive use for news and editorial purposes only and not for any commercial purpose. Any reproduction, use or distribution of this material for a commercial purpose without the express written permission of the NHL is prohibited.

## SCORING SUMMARY

G	Per	Time	Team	Goal Scorer	Assist	Assist	COL	PIT	STR
1	2	1:51	COL	V. NEDOROST (1)	S. REINPRECHT (1)	C. DRURY (1)	22 4 33 28 18 10	1 82 27 24 11	PP
2	2	9:28	COL	J. SAKIC (1)	M. HEJDUK (1)	V. NEDOROST (1)	19 6 33 23 22 11	1 95 38 24 14 11	EV
3	3	8:12	COL	C. DRURY (1)	A. TANGUAY (1)	T. GILL (1)	18 4 40 33 10 5	1 95 66 16 7 6	EV
4	3	13:01	PIT	R. LANG (1)	A. KOVALEV (1)	D. KASPARAITIS (1)	5 33 23 22 19 7	20 1 82 27 24 11	EV

## COLORADO AVALANCHE

#	Per	Time	Player	PIM	Penalty
1	1	17:57	Team	2:00	Too many men/ice - bench
2	2	3:35	5 T. GILL	2:00	Kneeing
2	2	18:47	4 R. BLAKE	2:00	Elbowing
4	3	1:22	40 A. TANGUAY	2:00	interference - Obstruction
5	3	16:37	40 A. TANGUAY	2:00	interference - Obstruction

## PITTSBURGH PENGUINS

#	Per	Time	Player	PIM	Penalty
1	1	13:52	44 S. RICHER	2:00	Board check
2	2	0:41	16 K. BEECH	2:00	interference - Obstruction
3	3	14:16	25 K. STEVENS	2:00	interference - Obstruction
4	3	19:16	95 A. MOROZOV	2:00	Tripping

## GOALS BY PER.

	COL	PIT
1	0	0
2	2	0
3	1	1
T	3	1

## SHOTS ON GOAL

	COL	PIT
1	6	14
2	7	10
3	7	9
T	20	33

## PENALTIES-MIN

	COL	PIT
1	1-2	1-2
2	2-4	1-2
3	2-4	2-4
T	5-10	4-8

POWERPLAY  
(GOALS-OPP)

	COL	PIT
1	0-1	0-1
2	1-1	0-2
3	0-2	0-2
T	1-4	0-5
Time	5:54	10:00

## ZONE TIME

	COL	PIT	Neutral
1	8:21	7:06	4:33
2	9:13	5:50	4:57
3	9:51	6:00	4:09
T	27:25	18:56	13:39

## GOALIES (GOALS-SHOTS AGAINST)

	1	2	3	T	Time
COL(W) ROY	0-14	0-10	1-9	1-33	60:00
PIT(L) HEDBERG	0-6	2-7	1-7	3-20	60:00

## THREE STARS

1	COL	33	P. ROY
2	COL	18	C. DRURY
3	PIT	27	A. KOVALEV

by: Media at Mellon Arena

## OFFICIALS

Referee: Stephen WALKER  
 Referee: DAVE JACKSON  
 Linesman: BRAD KOVACHIK  
 Linesman: MARK PARE

VISITOR



3

COLORADO AVALANCHE  
Game 1 Away Game 1

## Event Summary

Game 0002  
Wednesday, October 3, 2001  
8:13 PM ET at Mellon Arena  
Attendance 17,148  
Final

HOME

1



PITTSBURGH PENGUINS  
Game 1 Home Game 1

This NHL Game Report is provided courtesy of the NHL to members of the credentialed media for their exclusive use for news and editorial purposes only and not for any commercial purpose. Any reproduction, use or distribution of this material for a commercial purpose without the express written permission of the NHL is prohibited.

		COLORADO AVALANCHE										SHOTS									
		+/ -	TOI	SHF	1	2	3	OT	T	MS	FW	FL	F%	PN	PIM	HT	TK	GV	BS		
1	G	AEBISCHER, DAVID		0:00																	
33	G	ROY, PATRICK		60:00																	
4	D	BLAKE, ROB	+1	29:54	38													1			
5	D	GILL, TODD	E	17:00	28			1		1				1	2	3		1	3		
6	D	BERRY, RICK	+1	9:27	15		2			2									2		
7	D	DE VRIES, GREG	-1	25:47	35		1	1		2									1		
9	L	LARSEN, BRAD	E	8:15	14														2		
10	L	NIEMINEN, VILLE	+1	10:44	20														1		
11	D	TREPANIER, PASCAL	+1	11:10	21	1				1									2		
13	R	HINOTE, DAN	E	15:07	26																
18	C	DRURY, CHRIS	+1	19:26	29	2	1	2		5	2	7	6	53					4	1	
19	C	SAKIC, JOE	E	21:40	34	1	1	1		3	1	14	7	66						1	
22	C	NEDOROST, VACLAV	E	12:22	24	1	1			2										1	
23	R	HEJDUK, MILAN	E	20:05	32	1		1		2										2	
25	L	PODEIN, SHJON	E	15:13	24															1	
26	C	YELLE, STEPHANE	E	14:04	24							7	6	53						1	
28	C	REINPRECHT, STEVEN	E	11:49	17		1			1	1	4	2	66					2	1	
29	L	MESSIER, ERIC	E	4:09	5															1	
40	L	TANGUAY, ALEX	+1	18:40	25			1		1										1	
41	D	SKOULA, MARTIN	E	24:59	33										2	4				1	
		Team Penalty		0:00																1	
		TEAM TOTALS	5			6	7	7	0	20	6	32	21	60	5	10	17	0	5	15	

		PITTSBURGH PENGUINS										SHOTS									
		+/ -	TOI	SHF	1	2	3	OT	T	MS	FW	FL	F%	PN	PIM	HT	TK	GV	BS		
1	G	HEDBERG, JOHAN		60:00																	
30	G	AUBIN, J-SEBASTIEN		0:00																	
2	D	MELICHAR, JOSEF	E	15:13	19	1				1									3	2	
6	D	WILSON, MIKE	-1	18:11	22	1	1			2	2								7	1	
7	D	FERENCE, ANDREW	-1	19:50	24		1			1	2								2	1	
11	D	KASPARAITIS, DARIUS	E	16:17	26			1		1	1								2	1	
14	C	KRAFT, MILAN	-1	11:48	18	1	2			3		3	10	23					1	1	
16	C	BEECH, KRIS	-1	19:06	19	2		1		3		1	1	50	1	2	2				
17	C	PETERSEN, TOBY	E	9:12	12							4	2	66							
20	C	LANG, ROBERT	+1	19:15	21	2	1	1		4	1	8	10	44							
24	R	MORAN, IAN	E	16:46	25						2									1	
25	L	STEVENS, KEVIN	E	12:59	18	1		1		2											
27	R	KOVALEV, ALEXEI	+1	21:31	21	3		2		5	5		1	0					1	1	
28	D	ROZSIVAL, MICHAL	E	14:41	19														3	1	
33	L	LACOUTURE, DAN	E	11:41	14																
38	C	HRDINA, JAN	-1	12:48	20														2		
44	R	RICHER, STEPHANE	E	14:59	20	1	2			3		3		100					1		
66	C	LEMIEUX, MARIO	-1	23:58	22	1	1	1		3	1	2	8	20					1	2	
82	C	STRAKA, MARTIN	+1	20:54	20		1	1		2	1									1	
95	R	MOROZOV, ALEXEI	-2	14:32	20	1	1	1		3	1								1	2	
		TEAM TOTALS	-5			14	10	9	0	33	16	21	32	40	4	8	28	3	4	7	

TOI=Time On Ice SHF=# of Shifts MS=Missed Shots FW=Faceoffs Won FL=Faceoffs Lost F%=Faceoff Win Percentage  
PN=Number of Penalties PIM=Penalty Minutes HT=Hits Given TK=Takeaways GV=Giveaways BS=Blocked Shots

VISITOR

Faceoff Comparison

HOME



3

Game 0002  
 Wednesday, October 3, 2001  
 8:13 PM ET at Mellon Arena

1



COLORADO  
 AVALANCHE  
 Game 1 Away Game 1

Attendance 17,148  
 Final

PITTSBURGH  
 PENGUINS  
 Game 1 Home Game 1

COLORADO AVALANCHE		Zone	PITTSBURGH PENGUINS							TOTAL
			14	16	17	20	27	38	66	
18	C DRURY, CHRIS	T		1-1	1-2	2-5			3-5	7-13
		O		1-1	1-1	0-2			1-1	3-5
		D			0-1	1-1			1-2	2-4
		N				1-2			1-2	2-4
19	C ASAKIC, JOE	T	9-12			3-4	1-1	0-3	1-1	14-21
		O	2-2			1-1		0-2		3-5
		D	5-6			1-2			1-1	7-9
		N	2-4			1-1	1-1	0-1		4-7
26	C VELLE, STEPHANE	T	1-1	0-1	1-2	3-7			2-2	7-13
		O		0-1	0-1	1-2				1-4
		D	1-1			0-2			1-1	2-4
		N			1-1	2-3			1-1	4-5
28	C REINPRECHT, STEVEN	T			0-2	2-2			2-2	4-6
		O				2-2				2-2
		D			0-2					0-2
		N							2-2	2-2
TOTAL		T								32-53
		O								9-16
		D								11-19
		N								12-18

PITTSBURGH PENGUINS		Zone	COLORADO AVALANCHE				TOTAL
			18	19	26	28	
14	C KRAFT, MILAN	T		3-12	0-1		3-13
		O		1-6	0-1		1-7
		D		0-2			0-2
		N		2-4			2-4
16	C BEECH, KRIS	T	0-1		1-1		1-2
		O					
		D	0-1		1-1		1-2
		N					
17	C PETERSEN, TOBY	T	1-2		1-2	2-2	4-6
		O	1-1			2-2	3-3
		D	0-1		1-1		1-2
		N			0-1		0-1
20	C LANG, ROBERT	T	3-5	1-4	4-7	0-2	8-18
		O	0-1	1-2	2-2		3-5
		D	2-2	0-1	1-2	0-2	3-7
		N	1-2	0-1	1-3		2-6
27	R KOVALEV, ALEXEI	T		0-1			0-1
		O					
		D					
		N		0-1			0-1
38	C HRDINA, JAN	T		3-3			3-3
		O					
		D		2-2			2-2
		N		1-1			1-1
66	C LEMIEUX, MARIO	T	2-5	0-1	0-2	0-2	2-10
		O	1-2	0-1	0-1		1-4
		D	0-1				0-1
		N	1-2		0-1	0-2	1-5
TOTAL		T					21-53
		O					8-19
		D					7-16
		N					6-18

VISITOR

Time On Ice Breakdown

HOME



3

Game 0002  
Wednesday, October 3, 2001  
8:13 PM ET at Mellon Arena

1



COLORADO  
AVALANCHE  
Game 1 Away Game 1

Attendance 17,148  
Final

PITTSBURGH  
PENGUINS  
Game 1 Home Game 1

		COLORADO AVALANCHE	TOI	PP	SH	EV
1	G	AEBISCHER, DAVID	0:00	0:00	0:00	0:00
33	G	ROY, PATRICK	60:00	5:54	10:00	44:06
4	D	BLAKE, ROB	29:54	4:59	6:22	18:33
5	D	GILL, TODD	17:00	0:00	1:37	15:23
6	D	BERRY, RICK	9:27	0:00	0:00	9:27
7	D	DE VRIES, GREG	25:47	1:28	6:27	17:52
9	L	LARSEN, BRAD	8:15	0:00	0:39	7:36
10	L	NIEMINEN, VILLE	10:44	1:20	0:00	9:24
11	D	TREPANIER, PASCAL	11:10	0:45	0:11	10:14
13	R	HINOTE, DAN	15:07	0:00	0:42	14:25
18	C	DRURY, CHRIS	19:26	4:06	1:41	13:39
19	C	SAKIC, JOE	21:40	4:44	4:04	12:52
22	C	NEDOROST, VACLAV	12:22	1:20	0:00	11:02
23	R	HEJDUK, MILAN	20:05	3:50	2:56	13:19
25	L	PODEIN, SEJON	15:13	0:00	4:04	11:09
26	C	YRI, I.F, STEPHANE	14:04	0:00	5:00	9:04
28	C	REINPRECHT, STEVEN	11:49	1:10	0:32	10:07
29	L	MESSIER, ERIC	4:09	0:00	0:00	4:09
40	L	TANGUAY, ALEX	18:40	5:50	0:23	14:27
41	D	SKOULA, MARTIN	24:59	1:58	5:27	17:34

		PITTSBURGH PENGUINS	TOI	PP	SH	EV
1	G	HEDBERG, JOHAN	60:00	10:00	5:54	44:06
30	G	AUBIN, J-SEBASTIEN	0:00	0:00	0:00	0:00
2	D	MELICHAR, JOSEF	15:13	0:00	1:06	14:07
6	D	WILSON, MIKE	18:11	0:24	1:49	15:58
7	D	FERENCE, ANDREW	19:50	2:01	1:49	16:00
11	D	KASPARAITIS, DARIUS	16:17	0:00	2:59	13:18
14	C	KRAFT, MILAN	11:48	1:00	0:31	10:17
16	C	BEECH, KRIS	19:06	7:25	0:00	11:41
17	C	PETERSEN, TOBY	9:12	0:39	0:31	8:02
20	C	LANG, ROBERT	19:15	5:14	1:37	12:24
24	R	MORAN, IAN	16:46	0:00	2:49	13:57
25	L	STEVENS, KEVIN	12:59	3:16	0:01	9:42
27	R	KOVALEV, ALEXEI	21:31	7:59	1:36	11:56
28	D	ROZSIVAL, MICHAL	14:41	0:00	1:16	13:25
33	L	LACOUTURE, DAN	11:41	0:04	3:15	8:22
38	C	HRDINA, JAN	12:48	0:39	1:38	10:31
44	R	RICHER, STEPHANE	14:59	1:52	0:12	12:55
66	C	LEMIEUX, MARIO	23:58	9:12	0:11	14:35
82	C	STRAKA, MARTIN	20:54	7:44	1:03	12:07
95	R	MOROZOV, ALEXEI	14:32	2:31	1:15	10:46

VISITOR

HOME

4

## Game Summary

Game 0019  
Saturday, October 6, 2001  
7:37 PM ET at Mellon Arena  
Attendance 15,411  
Final

2



MIGHTY DUCKS OF ANAHEIM  
Game 2 Away Game 2

PITTSBURGH PENGUINS  
Game 2 Home Game 2

This NHL Game Report is provided courtesy of the NHL to members of the credentialed media for their exclusive use for news and editorial purposes only and not for any commercial purpose. Any reproduction, use or distribution of this material for a commercial purpose without the express written permission of the NHL is prohibited.

## SCORING SUMMARY

G	Per	Time	Team	Goal Scorer	Assist	Assist	ANA	PIT	STR
1	1	7:24	ANA	M. CULLEN (1)	J. FRIESEN (1)	O. TVERDOVSKY (1)	17 9 10 11 16 31	1 4 7 14 95	PP
2	1	9:40	ANA	M. CULLEN (2)	J. FRIESEN (2)		17 11 24 31 33	1 7 14 38 44 95	SH
3	1	12:53	ANA	J. YORK (1)	S. RUCCHIN (1)	P. KARIYA (1)	33 9 12 18 20 31	1 11 24 82	PP
4	2	12:22	PIT	M. KRAFT (1)	A. KOVALEV (2)	J. HEDBERG (1)	5 12 20 24 31 33	14 1 7 27 38 95	EV
5	3	6:23	PIT	D. LACOUTURE (1)	J. HRDINA (1)	M. ROZSIVAL (1)	5 7 9 26 29 31	33 1 2 28 38 95	EV
6	3	14:42	ANA	M. MCINNIS (1)	J. FRIESEN (3)	M. CULLEN (2)	16 11 17 24 31 33	1 4 7 20 27 82	EV

## MIGHTY DUCKS OF ANAHEIM

#	Per	Time	Player	PIM	Penalty
1	1	2:35	25 K. SAWYER	5:00	Fighting (maj)
1	1	8:56	29 T. PARSSINEN	2:00	Hooking
1	1	19:16	24 R. SALEI	2:00	Interference - Obstruction
4	2	10:19	24 R. SALEI	2:00	Cross check
5	2	16:57	33 J. YORK	2:00	Holding
6	3	1:04	18 P. TENKRAT	2:00	Hooking

## PITTSBURGH PENGUINS

#	Per	Time	Player	PIM	Penalty
1	1	2:35	29 K. OLIWA	5:00	Fighting (maj)
2	1	3:53	11 D. KASPARAITIS	2:00	Roughing
3	1	6:05	44 S. RICHER	2:00	Board check
4	1	11:49	14 M. KRAFT	2:00	Interference-on the goaltender
5	1	12:12	27 A. KOVALEV	2:00	Hooking
6	2	14:23	24 I. MORAN	2:00	Tripping - Obstruction
7	3	4:17	33 D. LACOUTURE	2:00	Hooking

## GOALS BY PER.

	ANA	PIT
1	3	0
2	0	1
3	1	1
T	4	2

## SHOTS ON GOAL

	ANA	PIT
1	9	10
2	5	15
3	6	18
T	20	43

## PENALTIES-MIN

	ANA	PIT
1	3-9	5-13
2	2-4	1-2
3	1-2	1-2
T	6-15	7-17

POWERPLAY  
(GOALS-OPP)

	ANA	PIT
1	2-4	0-2
2	0-1	0-2
3	0-1	0-1
T	2-6	0-5
Time	10:23	10:00

## GOALIES (GOALS-SHOTS AGAINST)

	1	2	3	T	Time
ANA(W) SHIELDS	0-10	1-15	1-18	2-43	60:00
PIT(L) HEDBERG	3-9	0-5	1-6	4-20	58:59

## THREE STARS

1	ANA	31	S. SHIELDS
2	ANA	17	M. CULLEN
3	ANA	11	J. FRIESEN

by: Media at Mellon Arena

## OFFICIALS

Referee:	Blaine Angus
Referee:	Rob Martell
Linesman:	Brad Kovachik
Linesman:	Jean Morin



4

MIGHTY DUCKS OF ANAHEIM  
Game 2 Away Game 2

## Event Summary

Game 0019  
Saturday, October 6, 2001  
7:37 PM ET at Mellon Arena  
Attendance 15,411  
Final

2



PITTSBURGH PENGUINS  
Game 2 Home Game 2

This NHL Game Report is provided courtesy of the NHL to members of the credentialed media for their exclusive use for news and editorial purposes only and not for any commercial purpose. Any reproduction, use or distribution of this material for a commercial purpose without the express written permission of the NHL is prohibited.

		MIGHTY DUCKS OF ANAHEIM	+/-	TOI	SHF	SHOTS					MS	FW	FL	F%	PN	PIM	HT	TK	GV	BS
						1	2	3	OT	T										
30	G	BRYZGALOV, ILJA		0:00																
31	G	SHIELDS, STEVE		60:00																
3	D	CARNEY, KEITH	E	22:40	29		1			1							1			1
5	D	VISHNEVSKI, VITALY	-2	12:52	17		1	1		2							1			
7	D	TRNKA, PAVEL	-1	13:22	17						1									1
9	L	KARIYA, PAUL	-1	19:18	29	1				1										2
10	D	TVERDOVSKY, OLEG	E	21:33	30															
11	L	FRIESEN, JEFF	+2	17:51	27		1	1		2	2									
12	L	LECLERC, MIKE	-1	17:01	21	1		2		3	2						2	1	1	
13	L	TITOV, GERMAN	E	5:41	12															
16	R	MCINNIS, MARTY	+1	14:25	22		1	1		2	1		1	0						
17	C	CULLEN, MATT	+2	17:30	26	2				2		9	10	47			1			
18	R	TENKRAT, PETR	E	11:17	17		1	1		2					1	2				1
20	C	RUCCHIN, STEVE	-1	18:23	23							15	8	65						1
24	D	SALEI, RUSLAN	+1	17:25	25	1				1	1				2	4	3			1
25	L	SAWYER, KEVIN	E	5:25	10	1				1					1	5				
26	C	PAHLSSON, SAMUEL	-1	15:27	23	1				1		8	15	34			1			1
29	L	PARSSINEN, TIMO	-1	12:46	21										1	2				
32	C	CHOUINARD, MARC	E	7:13	14							2	6	25			1			
33	D	YORK, JASON	+1	21:51	29	2				2					1	2	1			
		TEAM TOTALS	-1			9	5	6	0	20	7	34	40	46	6	15	11	1	1	8

		PITTSBURGH PENGUINS	+/-	TOI	SHF	SHOTS					MS	FW	FL	F%	PN	PIM	HT	TK	GV	BS
						1	2	3	OT	T										
1	G	HEDBERG, JOHAN		58:59																
30	G	AUBIN, J-SEBASTIEN		0:00																
2	D	MELICHAR, JOSEF	+1	14:55	16															
4	D	WILSON, MIKE	-1	14:26	20												2			
7	D	FERENCE, ANDREW	-1	19:18	26		1			1							1		1	
11	D	KASPARAITIS, DARIUS	E	17:30	24	1		1		2	1				1	2	3			1
14	C	KRAFT, MILAN	E	17:39	22		1	3		4	1	11	6	64	1	2				
16	C	BEECH, KRIS	E	16:05	19	1	1			2		7	6	53						
17	C	PETERSEN, TOBY	E	10:47	17			1		1		3	6	33					1	1
20	C	LANG, ROBERT	-1	22:54	30	1	1	2		4	2	14	13	51			1			
24	R	MORAN, IAN	E	17:51	26	1		1		2					1	2	2			
25	L	STEVENS, KEVIN	E	10:49	13			1		1						2				
27	R	KOVALEV, ALEXEI	E	26:25	29		6	4		10		3	1	75	1	2	2			2
28	D	ROZSIVAL, MICHAL	+1	18:42	21			1		1										1
29	L	OLIWA, KRZYSZTOF	E	3:06	6	1				1					1	5	1			
33	L	LACOUTURE, DAN	+1	9:43	16	1	1	1		3		1		100	1	2	1	1		
38	C	HRDINA, JAN	+1	18:58	23			1		1			1	0						
44	R	RICHER, STEPHANE	-1	6:58	9	2				2					1	2				1
82	C	STRAKA, MARTIN	-1	24:01	28	2	1	1		4		1	1	50				1	3	1
95	R	MOROZOV, ALEXEI	+1	17:08	22		3	1		4										
		TEAM TOTALS	E			10	15	18	0	43	4	40	34	54	7	17	15	2	8	4

TOI=Time On Ice SHF=# of Shifts MS=Missed Shots FW=Faceoffs Won FL=Faceoffs Lost F%=Faceoff Win Percentage  
PN=Number of Penalties PIM=Penalty Minutes HT=Hits Given TK=Takeaways GV=Giveaways BS=Blocked Shots

VISITOR



MIGHTY DUCKS OF ANAHEIM  
Game 2 Away Game 2

4

## Faceoff Comparison

Game 0019  
Saturday, October 6, 2001  
7:37 PM ET at Mellon Arena  
Attendance 15,411  
Final

HOME

2



PITTSBURGH PENGUINS  
Game 2 Home Game 2

This NHL Game Report is provided courtesy of the NHL to members of the credentialed media for their exclusive use for news and editorial purposes only and not for any commercial purpose. Any reproduction, use or distribution of this material for a commercial purpose without the express written permission of the NHL is prohibited.

		MIGHTY DUCKS OF ANAHEIM								
	PITTSBURGH PENGUINS	Zone	16	17	20	26	32	Total	F%	
14	C	KRAFT, MILAN	T	1-1	1-2		7-11	2-3	11-17	65
			O				3-4	0-1	3-5	60
			D	1-1	0-1		1-1	1-1	3-4	75
			N		1-1		3-6	1-1	5-8	63
16	C	BEECH, KRIS	T		1-3	4-7	2-3		7-13	54
			O			2-4	0-1		2-5	40
			D			2-3	1-1		3-4	75
			N		1-3		1-1		2-4	50
17	C	PETERSEN, TOBY	T		0-2	1-5	1-1	1-1	3-9	33
			O		0-1	0-2	1-1	1-1	2-5	40
			D							
			N		0-1	1-3			1-4	25
20	C	LANG, ROBERT	T		5-8	2-9	4-6	3-4	14-27	52
			O		1-4	1-3	0-1	1-1	3-9	33
			D		1-1	1-3	2-3	2-2	6-9	67
			N		3-3	0-3	2-2	0-1	5-9	56
27	R	KOVALEV, ALEXEI	T		1-2	1-1	1-1		3-4	75
			O							
			D		0-1		1-1		1-2	50
			N		1-1	1-1			2-2	100
33	L	LACOUTURE, DAN	T		1-1				1-1	100
			O		1-1				1-1	100
			D							
			N							
38	C	HRDINA, JAN	T				0-1		0-1	0
			O							
			D							
			N				0-1		0-1	0
82	C	STRAKA, MARTIN	T		1-1	0-1			1-2	50
			O							
			D		1-1				1-1	100
			N			0-1			0-1	0
		TOTAL	T						40-74	54
			O						11-25	44
			D						14-20	70
			N						15-29	52

THE UNIVERSITY OF CHICAGO  
DIVISION OF THE PHYSICAL SCIENCES  
DEPARTMENT OF CHEMISTRY

RECEIVED  
JAN 10 1964

PROFESSOR ROBERT M. HAYES, JR.  
DEPARTMENT OF CHEMISTRY  
UNIVERSITY OF CHICAGO  
5708 S. UNIVERSITY AVENUE  
CHICAGO, ILLINOIS 60637

Dear Professor Hayes:

I am pleased to hear from you and to learn that you are interested in the work of the Division of the Physical Sciences. I am sure that you will find the work of the Division very interesting and I hope that you will be able to visit us in the near future.

I am sure that you will find the work of the Division very interesting and I hope that you will be able to visit us in the near future.

I am sure that you will find the work of the Division very interesting and I hope that you will be able to visit us in the near future.



VISITOR




MIGHTY DUCKS OF ANAHEIM  
Game 2 Away Game 2

## Time On Ice Breakdown

Game 0019  
Saturday, October 6, 2001  
7:37 PM ET at Mellon Arena  
Attendance 15,411  
Final

HOME



PITTSBURGH PENGUINS  
Game 2 Home Game 2

		MIGHTY DUCKS OF ANAHEIM	TOI	PP	SH	EV
30	G	BRYZGALOV, ILJA	0:00	0:00	0:00	0:00
31	G	SHIELDS, STEVE	60:00	9:42	10:00	40:18
3	D	CARNEY, KEITH	23:55	3:34	5:24	14:57
5	D	VISHNEVSKI, VITALY	13:47	0:18	3:33	9:56
7	D	TRNKA, PAVEL	14:17	2:28	1:47	10:04
9	L	KARIYA, PAUL	20:13	7:08	1:36	11:29
10	D	TVERDOVSKY, OLEG	22:48	4:20	4:35	13:53
11	L	FRIESEN, JEFF	17:51	3:52	3:21	10:38
12	L	LECLERC, MIKE	18:07	4:48	1:36	11:43
13	L	TITOV, GERMAN	6:26	0:00	0:00	6:26
16	R	MCINNIS, MARTY	14:55	3:52	0:00	11:03
17	C	CULLEN, MATT	18:00	4:04	3:27	10:29
18	R	TENKRAT, PETR	11:43	1:36	0:00	10:07
20	C	RUCCHIN, STEVE	19:29	4:36	1:58	12:55
24	D	SALEI, RUSLAN	19:01	0:44	2:50	15:27
25	L	SAWYER, KEVIN	6:10	0:00	2:02	4:08
26	C	PAHLSSON, SAMUEL	16:22	1:42	3:33	11:07
29	L	PARSSINEN, TIMO	13:41	2:26	0:04	11:11
32	C	CHOUINARD, MARC	7:58	0:00	2:25	5:33
33	D	YORK, JASON	23:12	5:04	1:55	16:13

		PITTSBURGH PENGUINS	TOI	PP	SH	EV
1	G	HEDBERG, JOHAN	58:59	10:00	9:42	39:17
30	G	AUBIN, J-SEBASTIEN	0:00	0:00	0:00	0:00
2	D	MELICHAR, JOSEF	14:55	0:00	2:06	12:49
4	D	WILSON, MIKE	14:26	0:50	3:54	9:42
7	D	FERENCE, ANDREW	19:18	2:31	3:54	12:53
11	D	KASPARAITIS, DARIUS	17:30	0:08	2:40	14:42
14	C	KRAFT, MILAN	17:39	3:03	1:21	13:15
16	C	BEECH, KRIS	16:05	6:08	0:23	9:34
17	C	PETERSEN, TOBY	10:47	0:06	2:48	7:53
20	C	LANG, ROBERT	22:54	5:41	2:01	15:12
24	R	MORAN, IAN	17:51	0:08	3:26	14:17
25	L	STEVENS, KEVIN	10:49	5:17	0:23	5:09
27	R	KOVALEV, ALEXEI	26:25	8:10	2:39	15:36
28	D	ROZSIVAL, MICHAL	18:42	0:09	2:16	16:17
29	L	OLIWA, KRZYSZTOF	3:06	0:06	0:00	3:00
33	L	LACOUTURE, DAN	9:43	0:06	1:49	7:48
38	C	HRDINA, JAN	18:58	3:20	2:56	12:42
44	R	RICHER, STEPHANE	6:58	0:53	0:23	5:42
82	C	STRAKA, MARTIN	24:01	7:34	3:20	13:07
95	R	MOROZOV, ALEXEI	17:08	3:30	1:50	11:48



THE UNIVERSITY OF CHICAGO  
DIVISION OF THE PHYSICAL SCIENCES  
DEPARTMENT OF CHEMISTRY



PHYSICAL CHEMISTRY  
LABORATORY

PHYSICAL CHEMISTRY  
LABORATORY

PHYSICAL CHEMISTRY  
LABORATORY

PHYSICAL CHEMISTRY  
LABORATORY

PHYSICAL CHEMISTRY  
LABORATORY

VISITOR

Game Summary

HOME



6

Game 0042

Wednesday, October 10, 2001

7:38 PM ET at Mellon Arena

Attendance 14,038

Final

3



NEW YORK ISLANDERS  
Game 3 Away Game 3

PITTSBURGH PENGUINS  
Game 3 Home Game 3

SCORING SUMMARY

G	PER	TIME	TEAM	Goal Scorer	Assist	Assist	NYI	PIT	STR
1	1	13:06	NYI	S. WEBB (1)	M. LINDGREN (1)	C. LAPOINTE (1)	20 10 45 35 33 13	2 44 30 28 25 16	EV
2	2	1:28	PIT	M. STRAKA (1)	A. KOVALEV (3)	M. WILSON (1)	3 37 35 29 27 17	32 4 30 27 20 11	EV
3	2	7:38	PIT	R. LANG (2)	M. STRAKA (1)		3 79 35 29 21 15	20 11 82 30 27 24	EV
4	2	14:16	PIT	M. STRAKA (2)	A. KOVALEV (4)	I. MORAN (1)	15 79 45 35 33 21	32 11 30 27 24 20	EV
5	2	17:47	NYI	J. BLAKE (1)	C. LAPOINTE (2)	R. MARTINEK (1)	55 4 35 24 20 15	4 44 30 25 16 7	EV
6	2	18:40	NYI	M. PECA (2)	S. BATES (3)	A. AUCOIN (1)	27 3 38 35 29 17	11 33 30 24 20	PP
7	3	1:30	NYI	M. FARRISH (4)	M. PECA (3)	S. BATES (4)	37 4 35 27 24 17	2 95 38 30 23 14	EV
8	3	17:41	NYI	M. FARRISH (5)	C. LAPOINTE (3)	R. HAMRLIK (2)	37 4 35 24 17 13	7 82 30 27 24 20	EV
9	3	19:29	NYI	C. LAPOINTE (1)	J. BLAKE (1)	R. HAMRLIK (3)	13 4 55 35 24	20 95 82 44 27 25	SH-EN

NEW YORK ISLANDERS

PITTSBURGH PENGUINS

#	Per	Time	Player	PIM	Penalty	#	Per	Time	Player	PIM	Penalty
1	1	6:28	3A. AUCOIN	2:00	Hooking	1	1	4:28	11D. KASPARAITIS	2:00	Roughing
2	1	13:43	3A. AUCOIN	2:00	Tripping	2	1	10:12	28M. ROZSIVAL	2:00	Interference - Obstruction
3	1	17:25	40D. HAMRLIK	2:00	Hooking	3	2	8:11	4M. WILSON	5:00	Interference (maj)
4	2	5:06	55J. BLAKE	2:00	Hooking	4	2	14:55	7A. FERENCE	2:00	Interference - Obstruction
5	2	5:11	20S. WEBB	5:00	Fighting (maj)	5	2	18:27	28M. ROZSIVAL	2:00	Off stick
6	3	19:18	17S. BATES	2:00	Tripping	6	3	12:12	11D. KASPARAITIS	2:00	Tripping

GOALS BY PER.

SHOTS ON GOAL

PENALTIES-MIN

POWERPLAY (GOALS-OPP)

ZONE TIME

	NYI	PIT		NYI	PIT		NYI	PIT		NYI	PIT	Neutral			
1	1	0	1	7	12	1	3-6	2-4	1	0-2	0-3	1	8:22	7:49	3:49
2	2	3	2	7	11	2	2-7	3-9	2	1-3	0-1	2	6:38	8:56	4:26
3	3	0	3	11	9	3	1-2	1-2	3	0-1	0-1	3	8:29	7:36	3:55
T	6	3	T	25	32	T	6-15	6-15	T	1-5	0-5	T	23:29	24:21	12:10
										Time	8:12	8:42			

GOALIES (GOALS-SHOTS AGAINST)

THREE STARS

OFFICIALS

	1	2	3	T	Time	1 NYI	37	M. PARRISH	Referee:	Tom Kowal	
NYI(W)	OSGOOD	0-12	3-11	0-9	3-32	60:00	2 PIT	82	M. STRAKA	Referee:	Dan O'Halloran
PIT(L)	AUBIN	1-7	2-7	2-10	5-24	59:44	3 NYI	13	C. LAPOINTE	Linesman:	Greg Dcvorski
PIT	EMPTY NET	0-0	0-0	1-1	1-1					Linesman:	Mark Pare

3 Stars picked by: Media at Mellon Arena

VISITOR

Event Summary

HOME



6

Game 0042  
Wednesday, October 10, 2001  
7:38 PM ET at Mellon Arena

3



NEW YORK ISLANDERS  
Game 3 Away Game 3

Attendance 14,038  
Final

PITTSBURGH PENGUINS  
Game 3 Home Game 3

	NEW YORK ISLANDERS	+/-	TOI	SHF	SHOTS					MS	FW	FL	F%	PN	PIM	HT	TK	GV	BS
					1	2	3	OT	T										
30	G SNOW, GARTH		0:00																
35	G OSGOOD, CHRIS		60:00																
3	D AUCCOIN, ADRIAN	-2	25:59	33	1	3	3		7	1			2	4				1	
4	D HAMRLIK, ROMAN	+4	26:25	29	1		1		2				1	2	2		1	1	
10	C LINDGREN, MATS	+1	3:53	8											1				
12	L KVASHA, OLEG	E	17:17	20	1		1		2		3	10	23						
13	C LAPOINTE, CLAUDE	+4	13:05	21			1		1	1	9	7	56			1		1	
15	R ISBISTER, BRAD	-2	12:57	17	1		1		2						1				
17	C BATES, SHAWN	+1	20:40	26		1			1					1	2	1			
20	R WEBB, STEVE	+2	4:59	9	2				2					1	5	2			
21	R CZERKAWSKI, MARIUSZ	-2	14:17	18	1		1		2						1				
24	D MARTINEK, RADEK	+4	21:45	27						1					6			3	
27	C PECA, MICHAEL	E	14:43	21		1			1	1	11	10	52						
29	D JONSSON, KENNY	-2	23:44	33														2	
33	D CAIRNS, ERIC	E	9:33	12															
37	R PARRISH, MARK	+1	16:08	21		1	2		3	1					3				
38	C SCATCHARD, DAVE	E	15:59	18			1		1	2	2	2	50						
45	D KIPRUSOFF, MARKO	E	12:23	15															
55	C BLAKE, JASON	+2	16:07	23		1			1		1	0	1	2				1	
79	C YASHIN, ALEXEI	-2	18:18	22						1	7	7	50			2			
	TEAM TOTALS	+9			7	7	11	0	25	8	32	37	46	6	15	20	0	2	8

	PITTSBURGH PENGUINS	+/-	TOI	SHF	SHOTS					MS	FW	FL	F%	PN	PIM	HT	TK	GV	BS
					1	2	3	OT	T										
1	G HEDBERG, JOHAN		0:00																
30	G AUBIN, J-SEBASTIEN		59:44																1
2	D MELICHAR, JOSEF	-2	14:19	20												2		1	
4	D WILSON, MIKE	E	16:44	21										1	5	3		1	
7	D FERENCE, ANDREW	-2	24:02	27	1				1	1				1	2	1			
11	D KASPARAITIS, DARIUS	+3	17:53	29	1	1			2	1				2	4	4		1	
14	C KRAFT, MILAN	-1	17:09	23		1			1	2	14	11	56						
16	C BEECH, KRIS	-2	16:20	20						2	8	5	61			2	1	1	
17	C PETERSEN, TOBY	E	6:24	10						2	2	2	50						
20	C LANG, ROBERT	+1	22:34	25		1			1	2	11	13	45					3	1
24	R MORAN, IAN	+1	19:22	26	1				1									1	1
25	L STEVENS, KEVIN	-3	17:05	21	1	1	2		4	2					2				
27	R KOVALEV, ALEXEI	+1	22:03	23	1	1	2		4	2	1	0			1		1	2	
28	D ROZSIVAL, MICHAL	-2	17:18	23	3		2		5	2				2	4	1			
29	L OLIWA, KRZYSZTOF	E	2:27	5														1	
33	L LACOUTURE, DAN	E	7:38	12												1		1	
38	C HRDINA, JAN	-1	18:06	23		1	1		2	1	2	100			1				
44	R RICHER, STEPHANE	-3	13:45	20														1	
82	C STRAKA, MARTIN	+1	20:55	23	4	5			9						2			2	
95	R MOROZOV, ALEXEI	-2	17:59	22			2		2	1						1			
	TEAM TOTALS	-11			12	11	9	0	32	16	37	32	54	6	15	21	1	8	11

TOI=Time On Ice SHF=# of Shifts MS=Missed Shots FW=Faceoffs Won FL=Faceoffs Lost F%=Faceoff Win Percentage  
PN=Number of Penalties PIM=Penalty Minutes HT=Hits Given TK=Takeaways GV=Giveaways BS=Blocked Shots

		NEW YORK ISLANDERS							
PITTSBURGH PENGUINS		Zone	12	13	27	38	55	79	TOTAL
14	C KRAFT, MILAN	T	1-2	3-5	6-11	0-1		4-6	14-25
		O	1-2	0-2	4-5			1-2	6-11
		D		1-1	0-2	0-1		3-3	4-7
16	C BEECH, KRIS	N		2-2	2-4			0-1	4-7
		T	4-5	1-3	0-1	2-2		1-2	8-13
		O	1-1	0-1		2-2			3-4
		D	3-3					0-1	3-4
		N	0-1	1-2	0-1			1-1	2-5
		T	2-2		0-1			0-1	2-4
17	C PETERSEN, TOBY	O						0-1	0-1
		D			0-1				0-1
		N	2-2						2-2
26	C LANG, ROBERT	T	2-4	1-8	4-7		1-1	2-5	11-24
		O		1-5	2-3		1-1	1-1	5-10
		D		1-1	0-3			1-2	2-6
		N	2-3	1-2	1-1			0-2	4-8
		T				0-1			0-1
		O							
27	R KOVALEV, ALEXEI	D				0-1			0-1
		N							
		T	1-1		1-1				2-2
58	C BIRDINA, JAN	O							
		D	1-1		1-1				2-2
		N							
TOTAL		T							37-69
		O							14-26
		D							11-21
		N							12-22

VISITOR

Time On Ice Breakdown

HOME



6

Game 0042  
 Wednesday, October 10, 2001  
 7:38 PM ET at Mellon Arena  
 Attendance 14,038  
 Final

3



NEW YORK  
 ISLANDERS  
 Game 3 Away Game 3

PITTSBURGH  
 PENGUINS  
 Game 3 Home Game 3

		NEW YORK ISLANDERS	TOI	PP	SH	EV
30	G	SNOW, GARTH	0:00	0:00	0:00	0:00
35	G	OSGOOD, CHRIS	60:00	8:13	8:42	43:05
3	D	AUCOIN, ADRIAN	25:59	4:27	2:50	18:42
4	D	HAMRLIK, ROMAN	26:25	6:16	2:54	17:15
10	C	LINDGREN, MATS	3:53	0:00	0:35	3:18
12	L	KVASHA, OLEG	17:17	2:44	0:01	14:32
13	C	LAPONTE, CLAUDE	13:05	0:00	4:34	8:31
15	R	SBISTER, BRAD	12:57	2:28	0:00	10:29
17	C	BATES, SHAWN	20:40	2:34	4:37	13:29
20	R	WEBB, STEVE	4:59	0:00	0:00	4:59
21	R	CZERKAWSKI, MARIUSZ	14:17	3:40	0:06	10:31
24	D	MARTINEK, RADEK	21:45	2:48	3:02	15:55
27	C	PECA, MICHAEL	14:43	2:50	4:20	7:33
29	D	JONSSON, KENNY	23:44	1:47	4:37	17:20
33	D	CAIRNS, ERIC	9:33	0:00	1:11	8:22
37	R	PARRISH, MARK	16:08	3:28	0:00	12:40
38	C	SCATCHARD, DAVE	15:59	1:56	0:01	14:02
45	D	KIPRUSOFF, MARKO	12:23	1:08	2:50	8:25
55	C	BLAKE, JASON	16:07	0:00	3:16	12:51
79	C	YASHIN, ALEXEI	18:18	4:59	0:06	13:13

		PITTSBURGH PENGUINS	TOI	PP	SH	EV
1	G	HEDBERG, JOHAN	0:00	0:00	0:00	0:00
30	G	AUBIN, J-SEBASTIEN	59:44	8:31	8:13	43:00
2	D	MELICHAR, JOSEF	14:19	0:00	3:08	11:11
4	D	WILSON, MIKE	16:44	0:00	2:04	14:40
7	D	PERENCE, ANDREW	24:02	3:12	2:06	18:44
11	D	KASPARAITIS, DARIUS	17:53	0:55	3:02	13:56
14	C	KRAFT, MILAN	17:09	4:02	1:35	11:32
16	C	BEECH, KRIS	16:20	3:53	0:00	12:27
17	C	PETERSEN, TOBY	6:24	0:04	2:20	4:00
20	C	LANG, ROBERT	22:34	4:59	2:52	14:43
24	R	MORAN, IAN	19:22	0:52	3:01	15:29
25	L	STEVENS, KEVIN	17:05	4:36	0:08	12:21
27	R	KOVALEV, ALEXEI	22:03	4:38	1:00	16:25
28	D	ROZSIVAL, MICHAL	17:18	1:24	3:08	12:46
29	L	OLIWA, KRZYSZTOF	2:27	0:00	0:00	2:27
33	L	LACOUTURE, DAN	7:38	0:01	3:18	4:19
38	C	HRDINA, JAN	18:06	3:42	2:46	11:38
44	R	RICHER, STEPHANE	13:45	1:27	0:00	12:18
82	C	STRAKA, MARTIN	20:55	5:08	0:52	14:55
95	R	MOROZOV, ALEXEI	17:59	4:48	1:35	11:36

VISITOR

Game Summary

HOME



1

Game 0070  
 Sunday, October 14, 2001  
 2:05 PM ET at HSBC Arena  
 Attendance 15,815  
 Final

4



PITTSBURGH  
 PENGUINS  
 Game 4 Away Game 1

BUFFALO SABRES  
 Game 6 Home Game 4

SCORING SUMMARY										
G	Per	Time	Team	Goal Scorer	Assist	Assist	PIT	BUF	STI	
1	1	19:33	BUF	M. SATAN (3)	A. ZHITNIK (4)	V. VARADA (2)	1 38:33 24 11	81 5 44 43 25 18		PP
2	3	2:33	BUF	V. KOZLOV (2)	Unassisted		1 95:66 28 16 2	13 4 74 61 43 41		EV
3	3	3:18	PIT	M. STRAKA (3)	Unassisted		82 1 27 23 20 11	9 44 43 42 37 25		EV
4	3	13:40	BUF	J. PATRICK (1)	V. VARADA (3)	C. BROWN (3)	1 38:28 27 14 2	3 43 25 18 17 5		EV
5	3	18:01	BUF	V. KOZLOV (3)	M. AFINOGENOV (2)		1 66 44 33 24 11	13 4 74 61 43 41		EV

PITTSBURGH PENGUINS						BUFFALO SABRES					
#	Per	Time	Player	PIM	Penalty	#	Per	Time	Player	PIM	Penalty
1	1	4:42	16 K. BEECH	2:00	Slashing	1	1	14:39	4 R. WARRENER	5:00	Fighting (maj)
2	1	5:42	95 A. MOROZOV	2:00	Hi stick	2	1	14:39	4 R. WARRENER	10:00	Misconduct (10 min)
3	1	8:30	11 D. KASPARAITIS	2:00	Tripping	3	1	14:39	4 R. WARRENER	2:00	Instigator
4	1	11:23	4 M. WILSON	2:00	Roughing	4	2	4:05	9 E. RASMUSSEN	2:00	Tripping
5	1	14:39	25 K. STEVENS	2:00	Board check	5	2	8:49	41 S. BARNES	2:00	Interference
6	1	14:39	25 K. STEVENS	5:00	Fighting (maj)	6	2	18:57	74 J. MCKEE	2:00	Holding stick
7	1	19:04	1 J. HEDBERG	2:00	Delay of game	7	3	8:45	77 C. GRATTON	2:00	Roughing
8	2	7:24	14 M. KRAFT	2:00	Slashing	8	3	19:57	32 R. RAY	5:00	Fighting (maj)
9	2	16:02	24 H. MORAN	2:00	Hooking						
10	3	19:00	4 M. WILSON	2:00	Roughing						
11	3	19:57	2 J. MELICHAR	5:00	Fighting (maj)						

GOALS BY PER.		SHOTS ON GOAL		PENALTIES-MIN		POWERPLAY (GOALS-OPP)		ZONE TIME							
	PIT	BUF	PIT	BUF	PIT	BUF	PIT	BUF	PIT	BUF	Neutra				
1	0	1	1	5	14	1	7-17	3-17	1	0-0	1-5	1	8:36	6:25	4:5
2	0	0	2	8	9	2	2-4	3-6	2	0-3	0-2	2	7:20	7:51	4:2
3	1	3	3	13	11	3	2-7	2-7	3	0-1	0-1	3	6:55	8:12	4:3
T	1	4	T	26	34	T	11-28	8-30	T	0-4	1-8	T	22:51	22:28	14:2
									Time	7:25	12:54				

GOALIES (GOALS-SHOTS AGAINST)						THREE STARS			OFFICIALS		
		1	2	3	T	Time	1 BUF	43	M. BIRON	Referee:	Stephane Auger
PIT(L)	HEDBERG	1-14	0-9	3-11	4-34	59:53	2 BUF	81	M. SATAN	Referee:	Bill McCreary
BUF(W)	BIRON	0-5	0-8	1-13	1-26	59:53	3 BUF	13	V. KOZLOV	Linesman:	Steve Miller
										Linesman:	Brian Murphy

3 Stars picked by: N A

VISITOR

Event Summary

HOME



1

Game 0070  
 Sunday, October 14, 2001  
 2:05 PM ET at HSBC Arena

4



PITTSBURGH PENGUINS  
 Game 1 Away Game 1

Attendance 15,815  
 Final

BUFFALO SABRES  
 Game 6 Home Game 4

	PITTSBURGH PENGUINS	+/-	TOI	SHF	SHOTS					MS	FW	FL	F%	PN	PIM	HT	TK	GV	BS
					1	2	3	OT	T										
1	G HEDBERG, JOHAN		59:53										1	2					
30	G AUBIN, J-SEBASTIEN		0:00																
2	D MELICHAR, JOSEF	-2	17:29	24									1	5	1		1		
4	D WILSON, MIKE	E	16:21	24			1		1	2			2	4	1			1	
7	D FERENCE, ANDREW	E	20:52	27			1		1	1							3	3	
11	D KASPARAITIS, DARIUS	E	17:54	24						3			1	2	3			4	
14	C KRAFT, MILAN	-1	13:12	19	1	1			2		9	4	69	1	2		1	1	
16	C BEECH, KRIS	-1	13:13	15										1	2				
20	C LANG, ROBERT	+1	20:47	22		1	1		2	2	9	14	39					1	
23	D JAKOPIN, JOHN	+1	8:35	13													1		
24	R MORAN, IAN	-1	11:50	17			2		2					1	2	2		1	
25	L STEVENS, KEVIN	E	4:35	8							1	0		2	7	2		1	
27	R KOVALEV, ALEXEI	E	22:19	22		1	1		2		2	0			2			1	
28	D ROZSIVAL, MICHAL	-2	17:30	22	1	1	1		3	1							4	2	
33	L LACOUTURE, DAN	-1	13:15	19			1		1		1	0			2			1	
38	C HRDINA, JAN	-1	16:29	24						2	2	50						5	
44	R RICHER, STEPHANE	-1	14:51	19	1		1		2								1	1	
68	C LEMIEUX, MARIO	-2	22:52	23	1	1	1		3	1	17	6	73					1	
82	C STRAKA, MARTIN	+1	20:18	21		2	3		5		1	0						1	
95	R MOROZOV, ALEXEI	-1	14:15	20	1	1			2	2				1	2	1		1	
	TEAM TOTALS	-10				5	8	13	0	26	12	37	31	54	11	28	15	3	20

	BUFFALO SABRES	+/-	TOI	SHF	SHOTS					MS	FW	FL	F%	PN	PIM	HT	TK	GV	BS
					1	2	3	OT	T										
31	G ESSENSA, BOB		0:00																
49	G BIRON, MARTIN		59:53																1
3	D PATRICK, JAMES	+1	15:31	19			2		2									1	
4	D WARRENER, RHETT	+2	14:45	18										3	17	2			
5	D WOOLLEY, JASON	+1	21:20	22		1			1									2	
9	C RASMUSSEN, ERIK	-1	12:50	18							1	0		1	2	1		1	
13	L KOZLOV, VYACHESLAV	+2	15:21	20	1		2		3							1		1	
17	R DUMONT, JEAN-PIERRE	+1	10:38	13			1		1							3			
18	C CONNOLLY, TIM	+1	19:26	19							5	10	33					1	
25	R VARADA, VACLAV	E	16:56	22	1				1	1						4			
32	R RAY, ROB	E	4:36	7										1	5	1			
37	C BROWN, CURTIS	-1	15:53	22		1			1	1	10	8	55			2			
41	C BARNES, STU	+2	20:19	23	2	1	1		4	1	8	14	36	1	2		1	2	
42	D SMEHLIK, RICHARD	-1	20:09	22														3	
44	D ZHITNIK, ALEXEI	-1	27:38	23	2	2			4	2						3		1	
55	L HAMEL, DENIS	E	7:36	10		2	1		3							1	1		
61	R RAFINOGENOV, MAXIM	+2	16:19	22	5	1	1		7								1	2	
74	D MCKEE, JAY	+2	19:35	25	1				1					1	2	1	1	1	
77	C GRATTON, CHRIS	E	10:49	14			2		2	3	8	4	66	1	2	1			
81	L SATAN, MIROSLAV	E	22:24	21	2	1	1		4							1	1	2	
	TEAM TOTALS	+10				14	9	11	0	34	8	31	37	46	8	30	21	9	18

TOI=Time On Ice SHF=# of Shifts MS=Missed Shots FW=Faceoffs Won FL=Faceoffs Lost F%=Faceoff Win Percentage  
 PN=Number of Penalties PIM=Penalty Minutes HT=Hits Given TK=Takeaways GV=Giveaways BS=Blocked Shots



VISITOR

Faceoff Comparison

HOME



1

PITTSBURGH PENGUINS  
Game 4 Away Game 1

Game 0070  
Sunday, October 14, 2001  
2:05 PM ET at HSBC Arena  
Attendance 15,815  
Final

4



BUFFALO SABRES  
Game 6 Home Game 4

© Copyright 2001, National Hockey League

2001-10-14-16.47.4

PITTSBURGH PENGUINS				BUFFALO SABRES					TOT.
		Zone	9	18	37	41	77		
14	C	KRAFT, MILAN	T		5-6	1-1	1-1	2-5	9-13
			O				1-1	2-2	3-3
			D		0-1			0-1	0-2
			N		5-5	1-1		0-2	6-8
20	C	LANG, ROBERT	T		1-2	4-12	4-8	0-1	9-23
			O			0-1	2-3	0-1	2-5
			D		0-1	3-3	2-4		5-8
			N		1-1	1-8	0-1		2-10
25	L	STEVENS, KEVIN	T					0-1	0-1
			O					0-1	0-1
			D						
			N						
27	R	KOVALEV, ALEXEI	T				0-1	0-1	0-2
			O						
			D				0-1		0-1
			N					0-1	0-1
33	L	LACOUTURE, DAN	T					0-1	0-1
			O						
			D						
			N					0-1	0-1
38	C	HRDINA, JAN	T		1-1		0-1	1-2	2-4
			O						
			D		1-1		0-1	1-2	2-4
			N						
66	C	LEMIEUX, MARIO	T	1-1	3-6	3-5	9-10	1-1	17-23
			O		1-3	2-4	1-2		4-9
			D		2-3	1-1	1-1	1-1	5-6
			N	1-1			7-7		8-8
82	C	STRAKA, MARTIN	T				0-1		0-1
			O						
			D				0-1		0-1
			N						
		TOTAL	T						37-68
			O						9-18
			D						12-22
			N						16-28

BUFFALO SABRES				PITTSBURGH PENGUINS						
		Zone	14-	20-	25-	27-	33-	38-	66-	82
9	C	RASMUSSEN, ERIK	T						0-1	
			O							
			D							
			N						0-1	
18	C	CONNOLLY, TIM	T	1-6	1-2			0-1	3-6	
			O	1-1	1-1			0-1	1-3	
			D						2-3	
			N	0-5	0-1					
37	C	BROWN, CURTIS	T	0-1	8-12				2-5	
			O		0-3				0-1	
			D		1-1				2-4	
			N	0-1	7-8					

VISITOR

**Time On Ice Breakdown**

HOME



1

Game 0070  
 Sunday, October 14, 2001  
 2:05 PM ET at HSBC Arena

4



**PITTSBURGH PENGUINS**  
 Game 1 Away Game 1

Attendance 15,815  
**Final**

**BUFFALO SABRES**  
 Game 6 Home Game 4

		<b>PITTSBURGH PENGUINS</b>	<b>TOI</b>	<b>PP</b>	<b>SH</b>	<b>EV</b>
1	G	HEDBERG, JOHAN	59:53	7:25	11:54	40:34
30	G	AUBIN, J-SEBASTIEN	0:00	0:00	0:00	0:00
2	D	MELICHAR, JOSEF	17:29	0:00	5:25	12:04
4	D	WILSON, MIKE	16:21	0:45	0:00	15:36
7	D	FERENCIC, ANDREW	20:52	2:07	3:20	15:25
11	D	KASPARAITIS, DARIUS	17:54	0:32	4:43	12:39
14	C	KRAFT, MILAN	13:12	2:00	0:30	10:42
16	C	BEECH, KRIS	13:13	2:58	0:14	10:01
20	C	LANG, ROBERT	20:47	4:22	3:45	12:40
23	D	JAKOPIN, JOHN	9:35	0:00	0:21	9:14
24	R	MORAN, IAN	11:50	0:06	3:34	8:10
25	L	STEVENS, KEVIN	4:35	0:13	0:20	4:02
27	R	KOVALEV, ALEXEI	22:19	7:18	3:24	11:37
28	D	ROZSIVAL, MICHAL	17:30	0:16	5:11	12:03
33	L	LACOUTURE, DAN	13:15	0:00	5:27	7:49
38	C	HRDINA, JAN	16:29	1:04	4:07	11:18
44	R	RICHER, STEPHANE	14:51	1:05	0:03	13:43
66	C	LEMIEUX, MARIO	22:52	7:09	1:12	14:31
82	C	STRAKA, MARTIN	20:18	6:43	2:14	11:21
85	R	MOROZOV, ALEXEI	14:15	0:27	2:46	11:02

		<b>BUFFALO SABRES</b>	<b>TOI</b>	<b>PP</b>	<b>SH</b>	<b>EV</b>
31	G	ESSENSA, BOB	0:00	0:00	0:00	0:00
43	G	BIRON, MARTIN	59:53	11:48	7:25	40:40
3	D	PATRICK, JAMES	15:31	1:23	1:36	12:32
4	D	WARRENER, RHETT	14:45	0:00	2:34	12:11
5	D	WOOLLEY, JASON	21:20	10:10	0:01	11:09
9	C	RASMUSSEN, ERIK	12:50	0:00	0:01	12:49
13	L	KOZLOV, VYACHESLAV	15:21	4:22	0:00	10:59
17	R	DUMONT, JEAN-PIERRE	10:38	1:15	0:00	9:23
18	C	CONNOLLY, TIM	19:26	7:59	1:17	10:10
25	R	VARADA, VACLAV	16:56	1:09	2:52	12:55
32	R	RAY, ROB	4:36	0:17	0:00	4:19
37	C	BROWN, CURTIS	15:53	1:20	2:52	11:41
41	C	BARNES, STU	20:19	5:51	3:30	10:58
42	D	SMELIK, RICHARD	20:09	0:17	4:41	15:11
44	D	ZHITNIK, ALEXEI	27:38	10:15	2:28	14:55
55	L	HAMEL, DENIS	7:35	0:03	0:42	6:51
61	R	AFINOGENOV, MAXIM	16:19	3:15	0:01	13:03
74	D	MCKEE, JAY	19:35	0:24	3:30	15:41
77	C	GRATTON, CHRIS	10:49	3:27	0:00	7:22
81	L	SATAN, MIROSLAV	22:24	8:07	3:35	10:42

VISITOR

HOME



2

## Game Summary

Game 0076  
 Tuesday, October 16, 2001  
 7:38 PM ET at Mellon Arena  
 Attendance 14,907  
 Final

5



OTTAWA SENATORS  
 Game 7 Away Game 5

PITTSBURGH PENGUINS  
 Game 5 Home Game 4

This NHL Game Report is provided courtesy of the NHL to members of the credentialed media for their exclusive use for news and editorial purposes only and not for any commercial purpose. Any reproduction, use or distribution of this material for a commercial purpose without the express written permission of the NHL is prohibited.

## SCORING SUMMARY

G	Per	Time	Team	Goal Scorer	Assist	Assist	OTT	PIT	STR
1	1	0:30	PIT	T. PETERSEN (1)	M. STRAKA (2)	I. MORAN (2)	3 40 24 18 14 6	17 1 82 66 24 11	EV
-	1	17:07	OTT	M. HOSSA	Unsuccessful Penalty Shot		18	1	EV-PS
2	2	3:59	OTT	T. WHITE (4)	C. PHILLIPS (1)	S. MCEACHERN (5)	28 4 40 23 15 11	1 82 38 28 17 11	EV
3	2	4:31	PIT	T. PETERSEN (2)	M. LEMIEUX (1)	M. ROZSIVAL (2)	4 40 28 26 23 11	17 1 82 66 28 2	EV
4	2	14:00	PIT	R. LANG (3)	M. LEMIEUX (2)	K. STEVENS (1)	6 40 33 23	20 1 82 66 44 25	PP
5	2	15:03	PIT	T. PETERSEN (3)	M. LEMIEUX (3)	M. STRAKA (3)	4 40 33 23 17	17 1 82 66 25 7	PP
6	2	18:41	PIT	R. LANG (4)	D. KASPARAITIS (2)		4 40 23 18 14 9	20 1 33 24 11	SH
7	3	12:54	OTT	C. HERPERGER (1)	C. PHILLIPS (2)	B. MUCKALT (1)	33 4 40 24 17 5	1 33 25 24 20 11	EV

## OTTAWA SENATORS

#	Per	Time	Player	PIM	Penalty
1	1	5:29	33 C. HERPERGER	2:00	Roughing
2	1	7:54	6 W. REDDEN	2:00	Tripping
3	1	14:15	3 Z. CHARA	2:00	Holding
4	2	12:11	15 S. MCEACHERN	2:00	Hooking - Obstruction
5	2	13:49	3 Z. CHARA	2:00	Hooking
6	2	19:55	Team	2:00	Too many men/ice - bench
7	2	19:55	25 C. NEIL	5:00	Fighting (maj)

## PITTSBURGH PENGUINS

#	Per	Time	Player	PIM	Penalty
1	1	5:29	24 I. MORAN	2:00	Roughing
2	1	6:38	11 D. KASPARAITIS	2:00	Clipping
3	2	7:57	24 I. MORAN	2:00	Holding stick
4	2	9:40	7 A. FERENCE	2:00	Tripping
5	2	15:32	24 I. MORAN	2:00	Holding - Obstruction
6	2	17:58	Team	2:00	Too many men/ice - bench
7	2	19:55	33 D. LACOUTURE	5:00	Fighting (maj)
8	3	12:54	1 J. HEDBERG	2:00	Unsportsmanlike conduct
9	3	19:00	28 M. ROZSIVAL	2:00	Holding

## GOALS BY PER.

	OTT	PIT
1	0	1
2	1	4
3	1	0
T	2	5

## SHOTS ON GOAL

	OTT	PIT
1	9	12
2	18	9
3	12	5
T	39	26

## PENALTIES-MIN

	OTT	PIT
1	3-6	2-4
2	4-11	5-13
3	0-0	2-4
T	7-17	9-21

POWERPLAY  
(GOALS-OPP)

	OTT	PIT
1	0-1	0-2
2	0-4	2-3
3	0-2	0-0
T	0-7	2-5
Time	12:13	8:16

## ZONE TIME

	OTT	PIT	Neutral
1	8:48	7:44	3:28
2	5:59	10:22	3:39
3	6:36	9:42	3:42
T	21:23	27:48	10:49

## GOALIES (GOALS-SHOTS AGAINST)

	1	2	3	T	Time
OTT(L) LALIME	1-12	4-9	0-5	5-26	60:00
PIT(W) HEDBERG	0-9	1-18	1-12	2-39	60:00

## THREE STARS

1	PIT	17	T. PETERSEN
2	PIT	66	M. LEMIEUX
3	PIT	1	J. HEDBERG

by: Media at Mellon Arena

## OFFICIALS

Referee:	Mark Faucette
Referee:	Mike Hasenfratz
Linesman:	Derek Amell
Linesman:	Ray Scapinello



2

OTTAWA SENATORS  
Game 7 Away Game 5

## Event Summary

Game 0076  
Tuesday, October 16, 2001  
7:38 PM ET at Mellon Arena  
Attendance 14,907  
Final

5



PITTSBURGH PENGUINS  
Game 5 Home Game 4

This NHL Game Report is provided courtesy of the NHL to members of the credentialed media for their exclusive use for news and editorial purposes only and not for any commercial purpose. Any reproduction, use or distribution of this material for a commercial purpose without the express written permission of the NHL is prohibited.

		OTTAWA SENATORS	+/-	TOI	SHF	SHOTS										HT	TK	GV	BS	
						1	2	3	OT	T	MS	FW	FL	F%	PN					PIM
35	G	HURME, JANI		0:00																
40	G	LALIME, PATRICK		60:00																
3	D	CHARA, ZDENO	-1	16:50	29										2	4	1			
4	D	PHILLIPS, CHRIS	E	18:24	25	1	4			5	2									
5	D	SALO, SAMI	+1	25:30	32	2		2		4	3						1			
6	D	REDDEN, WADE	-1	25:17	33	1				1	1				1	2	1			1
7	D	LESCHYSHYN, CURTIS	E	16:19	23		1			1									1	1
9	L	HAVLAT, MARTIN	-1	13:16	18		2	1		3	1							1		
11	R	ALFREDSSON, DANIEL	E	20:35	27	2	1	2		5	1								1	1
12	C	FISHER, MIKE	E	12:59	17		1			1		2	7	22			3		1	1
14	C	BONK, RADEK	-2	16:47	20							10	9	52			1		1	1
15	L	MCEACHERN, SHAWN	+1	17:14	24	1	2	1		4	1	2	3	40	1	2				1
17	R	MUCKALT, BILL	+1	11:32	18		1	2		3	2						2			
18	R	HOSSA, MARIAN	-2	18:05	20	2	3	1		6	3		1	0			1	1		
23	D	RACHUNEK, KAREL	-1	17:56	27			1		1							2			2
24	R	CIERNIK, IVAN	E	7:56	11														1	
25	R	NEIL, CHRISTOPHER	E	8:29	11		1			1					1	5	1			1
26	R	ROY, ANDRE	-1	10:03	12		1	1		2							1			
28	C	WHITE, TODD	E	19:36	27		1			1	1	11	6	64						1
33	L	HERPERGER, CHRIS	+1	12:11	20			1		1		8	5	61	1	2				
		Team Penalty		0:00											1	2				
		TEAM TOTALS	-5			9	18	12	0	39	15	33	31	52	7	17	14	2	6	8

		PITTSBURGH PENGUINS	+/-	TOI	SHF	SHOTS										HT	TK	GV	BS	
						1	2	3	OT	T	MS	FW	FL	F%	PN					PIM
1	G	HEDBERG, JOHAN		60:00											1	2			2	
30	G	AUBIN, J-SEBASTIEN		0:00																
2	D	MELICHAR, JOSEF	+1	16:15	24			1		1										1
4	D	WILSON, MIKE	E	14:38	18												1			1
7	D	FERENCE, ANDREW	E	22:20	26					1					1	2	3			1
11	D	KASPARAITIS, DARIUS	E	19:44	28	1				1					1	2	3			4
14	C	KRAFT, MILAN	E	12:57	19					1	4	13	23							1
16	C	BEECH, KRIS	E	12:22	13			1		1		3	1	75			2		1	1
17	C	PETERSEN, TOBY	+1	20:41	29	4	2	1		7		6	4	60				2		2
20	C	LANG, ROBERT	E	20:37	34	1	3			4		5	6	45						
23	D	JAKOPIN, JOHN	E	2:35	5															
24	R	MORAN, IAN	+1	19:46	26						1				3	6	1			3
25	L	STEVENS, KEVIN	-1	9:11	16															
28	D	ROZSIVAL, MICHAL	E	18:47	26						1				1	2	2	1		
33	L	LACOUTURE, DAN	E	7:39	15										1	5				
38	C	HRDINA, JAN	-1	18:04	22		1			1		4	2	66			1			
44	R	RICHER, STEPHANE	E	11:43	14															
66	C	LEMIEUX, MARIO	+2	21:34	27	4	1	2		7	2	8	7	53						
82	C	STRAKA, MARTIN	+1	21:09	25	1	2			3		1		100					1	1
95	R	MOROZOV, ALEXEI	E	14:24	21	1				1	1						1	1		2
		Team Penalty		0:00											1	2				
		TEAM TOTALS	4			12	9	5	0	26	7	31	33	48	9	21	14	4	4	17

TOI=Time On Ice SHF=# of Shifts MS=Missed Shots FW=Faceoffs Won FL=Faceoffs Lost F%=Faceoff Win Percentage  
PN=Number of Penalties PIM=Penalty Minutes HT=Hits Given TK=Takeaways GV=Giveaways BS=Blocked Shots



1. The first part of the document discusses the importance of maintaining accurate records of all transactions. This includes not only sales and purchases but also any other financial activities that may occur.

2. It is essential to ensure that all records are kept in a secure and accessible location. This may involve using a combination of physical and digital storage methods to protect the data.

3. Regular audits and reconciliations are necessary to verify the accuracy of the records. This process helps to identify any discrepancies or errors that may have occurred.

4. The final section of the document provides a summary of the key points discussed and offers some final thoughts on the importance of diligent record-keeping.

5. In conclusion, maintaining accurate and up-to-date records is a critical component of any business's financial management. It provides a clear picture of the company's financial health and is essential for making informed decisions.

6. The document concludes with a final statement emphasizing the long-term benefits of consistent record-keeping and the importance of staying organized and diligent in all financial matters.



VISITOR

## Time On Ice Breakdown

HOME



2

OTTAWA  
SENATORS  
Game 7 Away Game 5

Game 0076  
Tuesday, October 16, 2001  
7:38 PM ET at Mellon Arena  
Attendance 14,907  
Final

5



PITTSBURGH  
PENGUINS  
Game 5 Home Game 4

		OTTAWA SENATORS	TOI	PP	SH	EV
35	G	HURME, JANI	0:00	0:00	0:00	0:00
40	G	LALIME, PATRICK	60:00	11:56	8:05	39:59
3	D	CHARA, ZDENO	16:50	0:00	2:21	14:29
4	D	PHILLIPS, CHRIS	18:24	4:22	0:30	13:32
5	D	SALO, SAMI	25:30	8:16	3:35	13:39
6	D	REDDEN, WADE	25:17	6:20	2:45	16:12
7	D	LESCHYSHYN, CURTIS	16:19	1:14	4:19	10:46
9	L	HAVLAT, MARTIN	13:16	3:35	0:03	9:38
11	R	ALFREDSSON, DANIEL	20:35	7:01	2:05	11:29
12	C	FISHER, MIKE	12:59	0:12	2:53	9:54
14	C	IRONK, RADEK	16:47	4:30	0:00	12:17
15	L	MCEACHERN, SHAWN	17:14	5:33	0:00	11:41
17	R	MUCKALT, BILL	11:32	1:09	3:09	7:14
18	R	HOSSA, MARIAN	18:05	5:17	0:37	12:11
23	D	RACHUNEK, KAREL	17:56	3:40	2:41	11:35
24	R	CERNIK, IVAN	7:56	0:00	0:00	7:56
25	R	NEIL, CHRISTOPHER	8:29	0:05	0:00	8:24
26	R	ROY, ANDRE	10:03	1:14	0:00	8:49
28	C	WHITE, TODD	19:36	5:08	3:31	10:57
33	L	HERPERGER, CHRIS	12:11	1:13	3:44	7:14

		PITTSBURGH PENGUINS	TOI	PP	SH	EV
1	G	HEDBERG, JOHAN	60:00	8:05	11:56	39:59
30	G	AUBIN, J-SEBASTIEN	0:00	0:00	0:00	0:00
2	D	MELICHAR, JOSEF	16:15	0:00	5:35	10:40
4	D	WILSON, MIKE	14:38	0:06	0:58	13:34
7	D	FERENCE, ANDREW	22:20	4:50	3:19	14:11
11	D	KASPARAITIS, DARIUS	19:44	0:41	4:40	14:23
14	C	KRAFT, MILAN	12:57	2:19	0:00	10:38
16	C	BEECH, KRIS	12:22	0:00	0:00	12:22
17	C	PETERSEN, TOBY	20:41	4:40	5:01	11:00
20	C	LANG, ROBERT	20:37	2:17	4:35	13:45
23	D	JAKOPIN, JOHN	2:35	0:00	0:00	2:35
24	R	MORAN, IAN	19:46	3:34	3:29	12:43
25	L	STEVENS, KEVIN	9:11	4:54	0:01	4:16
28	D	ROZSIVAL, MICHAL	18:47	1:31	4:44	12:32
33	L	LACOUTURE, DAN	7:39	0:00	3:27	4:12
38	C	HRDINA, JAN	18:04	0:33	4:48	12:43
44	R	RICHER, STEPHANE	11:43	0:11	0:00	11:32
66	C	LEMIEUX, MARIO	21:34	5:46	3:10	12:38
82	C	STRAKA, MARTIN	21:09	5:34	2:51	12:44
95	R	MOROZOV, ALEXEI	14:24	3:12	0:00	11:12



VISITOR

Game Summary

HOME



3

Game 0089  
Thursday, October 18, 2001  
7:08 PM ET at Corel Centre

0



PITTSBURGH  
PENGUINS  
Game 6 Away Game 2

Attendance 15,521  
Final

OTTAWA  
SENATORS  
Game 8 Home Game 3

SCORING SUMMARY

G	Per	Time	Team	Goal Scorer	Assist	Assist	PIT	OTT	STR
1	1	6:29	PIT	M. STRAKA (4)	R. LANG (1)		82 1 4 17 20 28	5 6 16 17 24 35	EV
2	3	3:01	PIT	S. RICHER (1)	J. HRDINA (2)	K. BEECH (1)	44 1 7 16 23 38	7 9 12 26 34 35	EV
3	3	19:21	PIT	R. LANG (5)	Unassisted		20 1 2 7 14 95	3 4 11 14 18 20	EV-EN

PITTSBURGH PENGUINS

OTTAWA SENATORS

#	Per	Time	Player	PIM	Penalty	#	Per	Time	Player	PIM	Penalty
1	1	13:38	25 K. STEVENS	2:00	Tripping	1	1	6:49	18 M. HOSSA	2:00	Tripping
2	2	2:56	2 J. MELICHAR	2:00	Holding	2	1	8:35	11 D. ALFREDSSON	2:00	Tripping
3	2	8:53	24 I. MORAN	5:00	Fighting (maj)	3	1	15:31	14 R. BONK	2:00	Interference
4	2	14:04	11 D. KASPARALIS	2:00	Roughing	4	1	18:59	23 K. RACHUNIK	2:00	Cross check
5	2	16:43	2 J. MELICHAR	2:00	Roughing	5	2	8:53	12 M. FISHER	5:00	Fighting (maj)
6	2	16:43	2 J. MELICHAR	5:00	Fighting (maj)	6	2	16:43	3 Z. CHARA	2:00	Instigator
7	3	5:39	16 K. BEECH	2:00	Slashing	7	2	16:43	14 R. BONK	2:00	Interference on the goaltender
						8	2	16:43	3 Z. CHARA	5:00	Fighting (maj)
						9	2	16:43	3 Z. CHARA	10:00	Misconduct (10 min)
						10	3	8:16	14 R. BONK	2:00	Tripping

GOALS BY PER.

SHOTS ON GOAL

PENALTIES-MIN

POWERPLAY (GOALS-OPP)

	PIT	OTT	PIT	OTT	PIT	OTT	PIT	OTT	PIT	OTT
1	1	0	11	8	1-2	4-8	1	0-4	0-1	
2	0	0	12	12	5-16	5-21	2	0-1	0-2	
3	2	0	9	9	1-2	1-2	3	0-1	0-1	
T	3	0	32	29	7-20	10-34	T	0-6	0-4	
						Time	11:53	7:53		

GOALIES (GOALS-SHOTS AGAINST)

THREE STARS

OFFICIALS

	1	2	3	T	Time	1 PIT	82	M. STRAKA	Referee:	Kevin Maguire
PIT(W)	HEINBERG	0-8	0-12	0-9	0-29	59:59	2 PIT	J. HEINBERG	Referee:	Phil McCrory
OTT(L)	HURME	1-11	0-12	1-8	2-31	59:41	3 OTT	M. FISHER	Linesman:	Danny McCourt
OTT	EMPTY NET	0-0	0-0	1-1	1-1				Linesman:	Steve Miller

3 Stars picked by: Team 1200

VISITOR

Event Summary

HOME



3

Game 0089

Thursday, October 18, 2001

7:08 PM ET at Corel Centre

Attendance 15,521

Final

0



PITTSBURGH PENGUINS  
Game 6 Away Game 2

OTTAWA SENATORS  
Game 8 Home Game 3

	PITTSBURGH PENGUINS	+/-	TOI	SHF	SHOTS					MS	FW	FL	F%	PN	PIM	HT	TK	GV	BS
					1	2	3	OT	T										
1	G HEDBERG, JOHAN		59:59																
30	G AUBIN, J-SEBASTIEN		0:00																
2	D MELICHAR, JOSEF	+1	15:07	21									3	9	2		2	1	
4	D WILSON, MIKE	+1	13:41	19	1	1			2						4		1	2	
7	D FERENCE, ANDREW	+2	21:54	28					1						2	1	1	2	
11	D KASPARAITIS, DARIUS	E	17:46	24			1		1				1	2	6		3	2	
14	C KRAFT, MILAN	+1	16:37	21	1	1	2		4		5	12	29			2		1	
16	C BEECH, KRIS	+1	12:00	16		1			1	2	4	2	66	1	2	1		1	
17	C PETERSEN, TOBY	+1	16:40	22	2	2			4		5	6	45						
20	C LANG, ROBERT	+2	22:17	26	2		1		3	1	1	1	50			2		2	
23	D JAKOPIN, JOHN	+1	3:08	6															
24	R MORAN, IAN	E	20:32	24		1			1					1	5	1		1	
25	L STEVENS, KEVIN	E	15:51	18	2	1			3					1	2	2	1		
28	D ROZSIVAL, MICHAL	+1	16:57	23					1									2	
33	L LACOUTURE, DAN	E	9:45	13			1		1							2		2	
38	C HRDINA, JAN	+1	15:31	21		1			1	2	3	3	50			1	2	1	
44	R RICHER, STEPHANE	+1	14:18	19	1		1		2		1		100						
66	C LEMIEUX, MARIO	E	23:29	23	1	3	2		6	2	7	12	36				1	1	
82	C STRAKA, MARTIN	+1	22:38	22	1	1	1		3	1	1		100					1	
95	R MOROZOV, ALEXEI	+1	13:48	17														2	
	TEAM TOTALS	+15			11	12	9	0	32	10	27	36	43	7	20	23	7	16	18

	OTTAWA SENATORS	+/-	TOI	SHF	SHOTS					MS	FW	FL	F%	PN	PIM	HT	TK	GV	BS
					1	2	3	OT	T										
35	G HURME, JANI		59:41																
40	G LALIME, PATRICK		0:00																
3	D CHARA, ZDENO	-2	15:27	18		1	1		2					3	17	1		1	
4	D PHILLIPS, CHRIS	-1	18:53	22		1	1		2						4			1	
6	D REDDEN, WADE	-1	26:52	31	1	2			3						1	1		3	
7	D LESCHYSHYN, CURTIS	-1	17:54	23	1				1						1	1	1	1	
9	L HAVLAT, MARTIN	-1	13:16	15		1	1		2		1	1	50			1		1	
11	R AI FRIDSSON, DANIEL	-1	20:50	27	2				2	1				1	2	2		2	
12	C FISHER, MIKE	-1	11:38	17			1		1		2	7	22	1	5	2		1	
14	C BONK, RADEK	-1	17:43	24						1	16	6	72	3	6	1	1	1	
15	L MCEACHERN, SHAWN	E	17:07	21	1	2	1		4	1	2		100			1		1	
16	C MARTINS, STEVE	-1	9:48	17						1	8	7	53			1		1	
17	R MUCKALT, BILL	-1	14:11	19	2				2										
18	R HOSSA, MARIAN	-1	16:58	23		1	1		2	1				1	2	1		1	
20	L HARVEDSON, MAGNUS	-1	16:47	22		1			1	3									
23	D RACHUNEK, KAREL	E	23:24	29		1	1		2					1	2	4		1	
24	R CIERNIK, IVAN	-1	3:47	7			1		1	1								1	
26	R ROY, ANDRE	-1	6:37	8		1			1							5		1	
28	C WHITE, TODD	E	20:09	25			1		1	1	7	6	53						
34	D HINDY, SHANE	-1	16:41	23	1	1			2							1		2	
	TEAM TOTALS	-16			8	12	9	0	29	10	36	27	57	10	34	24	5	17	8

TOI=Time On Ice SHF=# of Shifts MS=Missed Shots FW=Faceoffs Won FL=Faceoffs Lost F%=Faceoff Win Percentage  
PN=Number of Penalties PIM=Penalty Minutes HT=Hits Given TK=Takeaways GV=Giveaways BS=Blocked Shots

VISITOR

Game Summary

HOME



1

Game 0111

Saturday, October 20, 2001

7:08 PM CT at Savvis Center

Attendance 18,854

Final

2



ST LOUIS BLUES

Game 7 Home Game 3

PITTSBURGH PENGUINS  
Game 7 Away Game 3

SCORING SUMMARY

G	Per	Time	Team	Goal Scorer	Assist	Assist	PIT	STL	STR
1	2	4:20	STL	D. WEIGHT (4)	K. TRACHUK (6)	A. MACINNIS (7)	1 82 66 44 24 11	39 2 38 37 35 7	EV
2	2	8:07	PIT	M. STRAKA (5)	M. LEMIEUX (4)	A. MOROZOV (1)	32 1 95 66 24 7	2 37 35 25 10	PP
3	4	3:35	STL	P. DEMITRA (6)	A. MACINNIS (8)	C. STILLMAN (1)	1 20 17 7 4	38 2 35 29 12	EV

PITTSBURGH PENGUINS

ST LOUIS BLUES

#	Per	Time	Player	PIM	Penalty	#	Per	Time	Player	PIM	Penalty
1	1	6:10	24 I. MORAN	2:00	Interference	1	2	6:04	10 D. DRAKE	2:00	Roughing
2	1	10:19	14 M. KRAFT	2:00	Hi stick	2	2	6:27	44 C. PRONGER	2:00	Slashing
3	2	6:04	7 A. FERENEC	2:00	Roughing	3	2	14:50	38 P. DEMITRA	2:00	Tripping
4	2	10:27	24 I. MORAN	2:00	Hooking						
5	3	6:50	16 K. BEECH	2:00	Hooking						

GOALS BY PER.

SHOTS ON GOAL

PENALTIES-MIN

POWERPLAY (GOALS-OPP)

ZONE TIME

	PIT	STL	PIT	STL	PIT	STL	PIT	STL	PIT	STL	PIT	STL	Neutral		
1	0	0	1	1	8	1	2-4	0-0	1	0-0	0-2	1	9:04	6:30	4:26
2	1	1	2	8	7	2	2-4	3-6	2	1-2	0-1	2	7:08	7:55	4:57
3	0	0	3	6	11	3	1-2	0-0	3	0-0	0-1	3	9:16	6:29	4:15
4	0	1	4	1	3	4	0-0	0-0	4	0-0	0-0	4	1:35	1:15	0:45
T	1	2	T	16	29	T	5-10	3-6	T	1-2	0-4	T	27:03	22:09	14:23
									Time	3:40	8:00				

GOALIES (GOALS-SHOTS AGAINST)

THREE STARS

OFFICIALS

		1	2	3	OT	T	Time	1 STL	38 P. DEMITRA	Referee:	Paul Devorski
PIT(L)	J. HEDBERG	0-8	1-7	0-11	1-3	2-29	63:35	2 PIT	1 J. HEDBERG	Referee:	Marc Joannette
STL(W)	M. JOHNSON	0-1	1-8	0-6	0-1	1-16	63:35	3 STL	39 D. WEIGHT	Linesman:	Mike Cvik
										Linesman:	Brian Murphy

3 Stars picked by: Derrick Goad

VISITOR

Event Summary

HOME



1

Game 0111  
 Saturday, October 20, 2001  
 7:08 PM CT at Savvis Center  
 Attendance 18,854  
 Final

2



PITTSBURGH  
 PENGUINS  
 Game 7 Away Game 3

ST LOUIS BLUES  
 Game 7 Home Game 3

	PITTSBURGH PENGUINS	+/-	TOI	SHF	SHOTS					MS	FW	FL	F%	PN	PIM	HT	TK	GV	BS	
					1	2	3	OT	T											
1	G HEDBERG, JOHAN		63:35																	
30	G AUBIN, J-SEBASTIEN		0:00																	
2	D MELICHAR, JOSEF	E	21:14	28			1		1							4	2	1		
4	D WILSON, MIKE	-1	17:01	23						2						2		3		
7	D FERENCE, ANDREW	-1	21:23	29						1				1	2	4				
11	D KASPARAITIS, DARIUS	-1	21:48	29						1						5		1	5	
14	C KRAFT, MILAN	E	16:20	23			1		1		6	8	42	1	2			1	1	
16	C BEECH, KRIS	E	13:16	18	1				1		2	4	33	1	2	1		1	1	
17	C PETERSEN, TOBY	-1	17:09	27						1	2	3	40			2	1	1	2	
20	C LANG, ROBERT	-1	24:03	32		3	1		4		6	6	50			2			2	
23	D JAKOPIN, JOHN	E	0:00	0																
24	R MORAN, IAN	-1	20:15	29		1			1					2	4	3			4	
25	L STEVENS, KEVIN	E	10:30	13			2		2	1						2			1	
28	D ROZSIVAL, MICHAL	E	21:06	29															1	
33	L LACOUTURE, DAN	D	6:46	11															1	
38	C HRDINA, JAN	E	16:51	24							3	1	75					1	2	
44	R RICHER, STEPHANE	-1	13:18	19												3				
66	C LEMIEUX, MARIO	-1	23:30	28		2		1	3	1	12	7	63					1	4	
82	C STRAKA, MARTIN	-1	23:32	28		1	1		2	3								1	2	
95	R MOROZOV, ALEXEI	E	16:16	21		1			1	1										
	TEAM TOTALS	-9				1	8	6	1	16	11	31	29	52	5	10	32	5	17	15

	ST LOUIS BLUES	+/-	TOI	SHF	SHOTS					MS	FW	FL	F%	PN	PIM	HT	TK	GV	BS	
					1	2	3	OT	T											
35	G JOHNSON, BRENT		63:35																	
40	G BRATHWAITE, FRED		0:00																	
2	D MACINNIS, AL	+2	28:36	33	1	1			2	2								1	1	
6	D HILL, SEAN	E	15:16	19												2		1		
7	L KRACHUK, KEITH	+1	21:59	27	1	1			2	4						5		2	1	
9	L NASH, TYSON	E	9:14	14	2	1			3							2				
10	R DRAKE, DALLAS	E	16:08	24	2	1			3					1	2	2		1		
12	L STILLMAN, CORY	+1	15:40	19			1		1	3								1	3	
15	C CORSO, DANIEL	E	11:56	14							3	3	50					1	2	
21	R MAYERS, JAMAL	E	10:06	16			1		1	2	6	7	46					1	1	
25	L KEANE, MIKE	E	14:13	23						1		3	0					1	3	
29	D KHAVANOV, ALEXANDER	+1	16:52	22					1									1	2	
32	C EASTWOOD, MIKE	E	14:45	23			3		3	2	10	6	62					1	1	
34	R LOW, REED	E	8:40	11		2			2	1									1	
37	D FINLEY, JEFF	+1	18:38	27														2		
38	R DEMITRA, PAVOL	+2	20:33	22	1		1		3	1				1	2	1		1	2	
39	C WEIGHT, DOUG	+1	23:40	26	1	1		1	3	1	10	12	45					1	2	
42	R RYCROFT, MARK	E	14:36	18			3		3									2	1	
44	D PRONGER, CHRIS	E	30:01	30			1	1	2	3				1	2			2	1	
47	D PILON, RICHARD	E	17:45	22			1		1	1								2	2	
	TEAM TOTALS	+9				8	7	11	3	29	22	29	31	48	3	6	23	9	22	8

TOI=Time On Ice SHF=# of Shifts MS=Missed Shots FW=Faceoffs Won FL=Faceoffs Lost F%=Faceoff Win Percentage  
 PN=Number of Penalties PIM=Penalty Minutes HT=Hits Given TK=Takeaways GV=Giveaways BS=Blocked Shots

VISITOR

Faceoff Comparison

HOME



1

Game 0111  
 Saturday, October 20, 2001  
 7:08 PM CT at Savvis Center  
 Attendance 18,854  
 Final

2



PITTSBURGH  
 PENGUINS  
 Game 7 Away Game 3

ST LOUIS BLUES  
 Game 7 Home Game 3

PITTSBURGH PENGUINS			ST LOUIS BLUES					TOTAL	
	Zone		15	21	25	32	39		
14	C	KRAFT, MILAN	T	1-2	2-4		0-2	3-6	6-14
			O	1-2			0-1	1-2	2-5
			D		2-3			1-2	3-5
			N		0-1		0-1	1-2	1-4
16	C	BEECH, KRIS	T	1-1	0-2		0-1	1-2	2-6
			O				0-1		0-1
			D						
			N	1-1	0-2			1-2	2-5
17	C	PETERSEN, TOBY	T	0-1			0-1	2-3	2-5
			O						
			D	0-1			0-1	2-3	2-5
			N						
20	C	LANG, ROBERT	T	1-2	1-3	1-1		3-6	6-12
			O			1-1			1-1
			D		1-2			3-4	4-6
			N	1-2	0-1			0-2	1-3
38	C	HRDINA, JAN	T		3-3			0-1	3-4
			O		1-1				1-1
			D		1-1				1-1
			N		1-1			0-1	1-2
66	C	LEMIEUX, MARIO	T		1-1	2-2	6-12	3-4	12-19
			O			1-1	0-3		1-4
			D		1-1		0-1	1-2	2-4
			N			1-1	6-8	2-2	9-11
		TOTAL	T						31-60
			O						5-12
			D						12-21
			N						14-27

ST LOUIS BLUES			PITTSBURGH PENGUINS					TOTAL	
	Zone		14	16	17	20	38		66
15	C	CORSO, DANIEL	T	1-2	0-1	1-1	1-2		3-6
			O			1-1			1-1
			D	1-2					1-2
			N		0-1		1-2		1-3
21	R	MAYERS, JAMAL	T	2-4	2-2		2-3	0-3	6-13
			O	1-3			1-2	0-1	2-7
			D					0-1	0-1
			N	1-1	2-2		1-1	0-1	4-5
25	L	KEANE, MIKE	T				0-1		0-3
			O						
			D				0-1	0-1	0-2
			N					0-1	0-1
32	C	FASTWOOD, MIKE	T	2-2	1-1	1-1		6-12	10-16
			O			1-1		1-1	2-2
			D	1-1	1-1			3-3	5-5
			N	1-1				2-8	3-9
39	C	WEIGHT, DOUG	T	3-6	1-2	1-3	3-6	1-1	10-22
			O	1-2		1-3	1-4	1-2	4-11
			D	1-2					1-2
			N	1-2	1-2		2-2	1-1	5-9
		TOTAL	T						29-60
			O						9-21
			D						7-12
			N						13-27

VISITOR

Time On Ice Breakdown

HOME



1

Game 0111  
Saturday, October 20, 2001  
7:08 PM CT at Savvis Center

2



PITTSBURGH  
PENGUINS  
Game 7 Away Game 3

Attendance 18,854  
Final

ST LOUIS BLUES  
Game 7 Home Game 3

		PITTSBURGH PENGUINS		TOI	PP	SH	EV
1	G	HEDBERG, JOHAN		63:35	3:40	8:00	51:55
30	G	AUBIN, J-SEBASTIEN		0:00	0:00	0:00	0:00
2	D	MELICHAR, JOSEF		21:14	0:04	3:01	18:09
4	D	WILSON, MIKE		17:01	0:00	0:15	16:46
7	D	PERENCE, ANDREW		21:23	1:30	3:19	16:34
11	D	KASPARAITIS, DARIUS		21:48	0:00	4:55	16:53
14	C	KRAFT, MILAN		16:20	0:12	0:00	16:08
16	C	BIDDCH, KRIS		13:16	0:00	0:01	13:15
17	C	PETERSEN, TOBY		17:09	1:27	3:51	11:51
20	C	LANG, ROBERT		24:03	2:00	3:43	18:20
23	D	JAKOPIN, JOHN		0:00	0:00	0:00	0:00
24	R	MORAN, IAN		20:15	0:49	1:40	17:46
25	L	STEVENS, KEVIN		10:30	2:38	0:00	7:52
28	D	ROZSIVAL, MICHAL		21:06	0:12	2:50	18:04
33	L	LACOUTURE, DAN		6:46	0:00	3:04	3:42
38	C	HRDINA, JAN		16:51	0:00	3:47	13:04
44	R	RICHER, STEPHANE		13:18	0:00	0:00	13:18
66	C	LENEIX, MARJO		23:30	3:28	0:51	19:11
82	C	STRAKA, MARTIN		23:32	3:28	0:44	19:20
95	R	MOROZOV, ALEXEI		16:16	1:02	0:00	15:14

		ST LOUIS BLUES		TOI	PP	SH	EV
35	G	JOHNSON, BRENT		63:35	8:00	3:40	51:55
40	G	BRAITHWAITE, FRED		0:00	0:00	0:00	0:00
2	D	MACINNIS, AL		28:36	6:18	3:00	19:18
6	D	HILL, SPAN		15:16	1:42	0:20	13:14
7	L	TKACHUK, KEITH		21:59	4:55	0:12	16:52
9	L	NASH, TYSON		9:14	0:00	0:40	8:34
10	R	DRAKE, DALLAS		16:08	1:03	1:11	13:54
12	L	STILLMAN, CORY		15:40	2:55	0:00	12:45
15	C	CORSO, DANIEL		11:50	2:41	0:00	9:15
21	R	MAYERS, JAMAL		10:06	0:00	0:00	10:06
25	L	KEANE, MIKE		14:13	0:00	1:36	12:37
29	D	KHAVANOV, ALEXANDER		16:52	2:21	0:20	14:11
32	C	EASTWOOD, MIKE		14:45	0:00	1:52	12:53
34	R	LOW, REED		8:40	0:00	0:00	8:40
37	D	FINLEY, JEFF		18:38	0:00	1:52	16:46
38	R	DEMITRA, PAVOL		20:33	5:55	0:00	14:38
39	C	WEIGHT, DOUG		23:40	5:19	0:12	18:09
42	R	RYCROFT, MARK		14:36	1:12	0:00	13:24
44	D	PRONGER, CHRIS		30:01	5:39	1:48	22:34
47	D	PILON, RICHARD		17:45	0:00	0:00	17:45

VISITOR

Game Summary

HOME



4

Game 0125  
 Tuesday, October 23, 2001  
 7:38 PM ET at Philips Arena  
 Attendance 13,281  
 Final

2



PITTSBURGH  
 PENGUINS  
 Game 8 Away Game 4

ATLANTA  
 THRASHERS  
 Game 7 Home Game 4

SCORING SUMMARY

G	Per	Time	Team	Goal Scorer	Assist	Assist	PIT	ATL	STR
1	1	6:14	ATL	J. KOVALCHUK (4)	Y. TREMBLAY (2)	D. HEATLEY (4)	1 95 28 20 2	17 8 38 33 21 15	FP
2	1	6:41	PIT	M. LEMIEUX (1)	T. PETERSEN (1)		66 1 82 17 7 4	3 33 27 22 9 4	EV
3	1	16:45	ATL	D. HEATLEY (2)	F. KABERLE (2)	B. POTHIER (2)	1 82 66 24 17 11	15 8 39 38 33 21	EV
4	2	6:49	PIT	S. RICHER (2)	K. BEECH (2)	D. LACOUTURE (1)	44 1 33 28 16 2	15 39 38 33 28 21	EV
5	2	16:02	PIT	M. ROZSIVAL (1)	R. LANG (2)	K. BEECH (3)	28 1 66 24 20 16	3 39 33 27 4	FP
6	3	2:36	PIT	K. STEVENS (1)	M. LEMIEUX (5)	A. FERENEC (1)	25 1 82 66 7 4	3 33 27 22 9 4	EV

PITTSBURGH PENGUINS

ATLANTA THRASHERS

#	Per	Time	Player	PIM	Penalty	#	Per	Time	Player	PIM	Penalty
1	1	5:39	33 D. LACOUTURE	2:00	Holding	1	1	1:24	24 A. KARLSSON	2:00	Holding stick
2	1	6:47	33 D. LACOUTURE	5:00	Fighting (maj)	2	1	6:47	20 J. ODGERS	5:00	Fighting (maj)
3	1	11:34	29 K. OLIWA	5:00	Fighting (maj)	3	1	11:34	4 C. TAMER	5:00	Fighting (maj)
4	1	11:34	29 K. OLIWA	2:00	Hi stick	4	1	17:09	27 B. CORKUM	2:00	Hooking - Obstruction
5	2	10:58	38 J. HRDINA	2:00	Holding	5	2	14:17	21 R. FERRARO	2:00	Roughing
6	2	19:40	2 J. MELICHAR	2:00	Holding	6	2	16:15	20 J. ODGERS	2:00	Tripping
7	3	3:18	2 J. MELICHAR	2:00	Hi stick	7	3	6:31	18 L. BARTECKO	2:00	Roughing
8	3	4:30	28 M. ROZSIVAL	2:00	Holding	8	3	6:31	18 L. BARTECKO	2:00	Board check
9	3	6:31	7 A. FERENEC	2:00	Roughing						
10	3	9:48	95 A. MOROZOV	2:00	Holding						

GOALS BY PER.		SHOTS ON GOAL		PENALTIES-MIN		POWERPLAY (GOALS-OPP)		ZONE TIME							
PIT	ATL	PIT	ATL	PIT	ATL	PIT	ATL	PIT	ATL	Neutral					
1	1	2	1	16	6	1	4-14	4-14	1	0-2	1-2	1	6:46	9:29	3:45
2	2	0	2	15	6	2	2-4	2-4	2	1-2	0-2	2	7:17	9:13	3:30
3	1	0	3	8	5	3	4-8	2-4	3	0-1	0-3	3	9:16	7:13	3:31
T	4	2	T	39	17	T	10-26	8-22	T	1-5	1-7	T	23:19	25:55	10:46
								Time	9:45	12:35					

GOALIES (GOALS-SHOTS AGAINST)

THREE STARS

OFFICIALS

		1	2	3	T	Time	1 PIT	66	M. LEMIEUX	Referee:	Mark Faucette
PIT(W)	HEDBERG	2-6	0-6	0-5	2-17	60:00	2 ATL	15	D. HEATLEY	Referee:	Kerry Fraser
ATL(L)	HNLICKA	1-16	2-15	1-8	4-39	59:46	3 PIT	28	M. ROZSIVAL	Linesman:	Steve Miller
										Linesman:	Dan Schachte

3 Stars picked by: Atlanta Media

VISITOR

Event Summary

HOME



4

Game 0125  
Tuesday, October 23, 2001  
7:38 PM ET at Philips Arena

2



PITTSBURGH  
PENGUINS  
Game 8 Away Game 4

Attendance 13,281  
Final

ATLANTA  
THRASHERS  
Game 7 Home Game 4

	PITTSBURGH PENGUINS	+/-	TOI	SHF	SHOTS					MS	FW	FL	F%	PN	PIM	HT	TK	GV	BS
					1	2	3	OT	T										
1	G HEDBERG, JOHAN		60:00																1
30	G AUBIN, J-SEBASTIEN		0:00																
2	D MELICHAR, JOSEF	+1	17:21	23									2	4	2				1
4	D WILSON, MIKE	+2	12:47	20											4				1
7	D FERENC, ANDREW	+2	22:26	28		2			2	1			1	2				1	2
11	D KASPARAITIS, DARIUS	-1	20:04	27						2					5			1	3
14	C KRAFT, MILAN	E	9:58	16	1	1			2		5	2	71					1	
16	C BERCH, KRIS	+1	15:56	23		1	1		2		8	3	61			3	2		1
17	C PETERSEN, TOBY	E	19:57	31	4	1	2		7	2	3	3	50					1	
20	C LANG, ROBERT	E	18:34	29	1				1	1	7	7	50					2	
24	R MORAN, IAN	-1	19:54	27		1			1							3			1
25	L STEVENS, KEVIN	+1	11:09	18		1	1		2		2	0					4		
28	D ROZSIVAL, MICHAL	+1	19:33	30	1	1			2	1			1	2					1
29	L OLIWA, KRZYSZTOF	E	3:20	6										2	7				
33	L LACOUTURE, DAN	+1	15:06	26						1				2	7	1			
38	C HRDINA, JAN	E	9:34	17		1	1		2		3	1	75	1	2	3			
44	R RICHER, STEPHANE	+1	14:56	21	1	3			4	1		1	0						
66	C LEMEUX, MARIO	+1	22:25	26	7	3	1		11		12	17	41					3	1
82	C STRAKA, MARTIN	+1	22:27	27	1	1			2	1								1	1
95	R MOROZOV, ALEXEI	E	11:42	17					1	1				1	2				2
	TEAM TOTALS	+10			16	15	8	0	39	11	38	38	50	10	26	30	8	7	9

	ATLANTA THRASHERS	+/-	TOI	SHF	SHOTS					MS	FW	FL	F%	PN	PIM	HT	TK	GV	BS
					1	2	3	OT	T										
1	G RHODES, DAMIAN		0:00																
33	G HNILICKA, MILAN		59:46																1
3	D POTHIER, BRIAN	-2	17:13	21						1									1
4	D TAMER, CHRIS	-2	15:35	19										1	5	3			2
8	D KABERLE, FRANTISEK	+1	26:16	26															3
9	L DOMENICHELLI, FNAT	-2	14:23	21	1		1		2	3						1	1		1
12	C HRKAC, TONY	E	16:10	23							11	8	57						1
14	L KALLIO, TOMI	E	14:55	18			1		1	1									1
15	L HEATLEY, DANY	E	22:28	21	1	2			3	1									1
17	R KOVALCHUK, ILVA	E	20:15	21	1		1		2	1									1
18	R BARTECKO, LUBOS	E	9:45	14		2			2					2	4	3			1
20	R ODGERS, JEFF	E	5:13	11										2	7	1			1
21	C FERRARO, RAY	E	19:08	20						1	10	13	43	1	2				
22	R DONOVAN, SHEAN	-2	12:13	21	1				1	1						2	1		1
24	C KARLSSON, ANDREAS	E	9:00	15							3	6	33	1	2	1			1
27	C CORKUM, BOB	-2	14:33	25							13	11	54	1	2	1			1
28	D REIRDEN, TODD	-1	16:48	21		1	1		2	1									2
36	D TIARNOVIST, DANIEL	E	21:33	23															3
38	D TREMBLAY, YANNICK	E	21:45	24	1	1	1		3	2									1
39	C SVARTVADET, PER	E	12:12	17	1				1		1		100						
	TEAM TOTALS	-10			6	6	5	0	17	12	38	38	50	8	22	14	7	18	12

TOI=Time On Ice SHF=# of Shifts MS=Missed Shots FW=Faceoffs Won FL=Faceoffs Lost F%=Faceoff Win Percentage  
PN=Number of Penalties PIM=Penalty Minutes HT=Hits Given TK=Takeaways GV=Giveaways BS=Blocked Shots



VISITOR

**Faceoff Comparison**

HOME



**4**

**PITTSBURGH PENGUINS**  
Game 8 Away Game 4

Game 0125  
Tuesday, October 23, 2001  
7:38 PM ET at Philips Arena  
Attendance 13,281  
**Final**

**2**



**ATLANTA THRASHERS**  
Game 7 Home Game 4

© Copyright 2001, National Hockey League

2001-10-23-22.23.58

		ATLANTA THRASHERS						
PITTSBURGH PENGUINS		Zone	12	21	24	27	39	TOTAL
14	C KRAFT, MILAN	T	3-4	0-1	2-2			5-7
		O			2-2			2-2
		D	1-1	0-1				1-2
		N	2-3					2-3
16	C BEECH, KRIS	T	1-2	4-6	2-3	1-2		8-13
		O		3-5	2-2	1-2		6-9
		D						
		N	1-2	1-1	0-1			2-4
17	C PETERSEN, TOBY	T	0-2	2-3		1-1		3-6
		O	0-1			1-1		1-2
		D		2-3				2-3
		N	0-1					0-1
20	C LANG, ROBERT	T	1-3	4-9		2-2		7-14
		O	0-1			2-2		2-3
		D	1-1	1-4				2-5
		N	0-1	3-5				3-6
25	L STEVENS, KEVIN	T	0-1		0-1			0-2
		O	0-1		0-1			0-2
		D						
		N						
38	C HIRDINA, JAN	T	1-2	1-1	1-1			3-4
		O	0-1					0-1
		D	1-1					1-1
		N		1-1	1-1			2-2
44	R RICHER, STEPHANE	T			0-1			0-1
		O			0-1			0-1
		D						
		N						
66	C LEMIEUX, MARIO	T	2-5	2-3	1-1	7-19	0-1	12-29
		O	1-4	1-1	1-1	1-7		4-13
		D	1-1	1-2		2-3		4-6
		N				4-9	0-1	4-10
	TOTAL	T						38-76
		O						15-33
		D						10-17
		N						13-26

VISITOR

Time On Ice Breakdown

HOME



4

Game 0125  
 Tuesday, October 23, 2001  
 7:38 PM ET at Philips Arena  
 Attendance 13,281  
 Final

2



PITTSBURGH  
 PENGUINS  
 Game 8 Away Game 4

ATLANTA  
 THRASHERS  
 Game 7 Home Game 4

		PITTSBURGH PENGUINS	TOI	PP	SH	EV
1	G	HEDEBERG, JOHAN	60:00	9:45	11:47	38:28
30	G	AUBIN, J-SEBASTIEN	0:00	0:00	0:00	0:00
2	D	MELICHAR, JOSEF	17:21	0:27	3:42	13:12
4	D	WILSON, MIKE	12:47	0:00	1:01	11:46
7	D	PERENCE, ANDREW	22:26	4:38	4:52	12:56
11	D	KASPARAITIS, DARIUS	20:04	1:33	4:30	14:01
14	C	KRAFT, MILAN	9:58	1:12	0:00	8:46
16	C	BEECH, KRIS	15:56	2:26	1:00	12:30
17	C	PETERSEN, TOBY	19:57	4:29	5:39	9:49
20	C	LANG, ROBERT	18:34	4:38	5:04	8:52
24	R	MORAN, IAN	19:54	2:59	4:00	12:55
25	L	STEVENS, KEVIN	11:09	5:29	0:01	5:39
28	D	ROZSIVAL, MICHAL	19:33	2:48	4:35	12:10
29	L	OLIWA, KRZYSZTOF	3:20	0:00	0:00	3:20
33	L	LACOUTURE, DAN	15:06	0:00	4:09	10:57
38	C	HRDINA, JAN	9:34	0:00	3:23	6:11
44	R	RICHER, STEPHANE	14:56	1:13	0:00	13:43
66	C	LEMIEUX, MARIO	22:25	8:01	1:00	13:24
82	C	STRAKA, MARTIN	22:27	7:03	2:16	13:08
95	R	MOROZOV, ALEXEI	11:42	1:53	0:56	8:53

		ATLANTA THRASHERS	TOI	PP	SH	EV
1	G	RHODES, DAMIAN	0:00	0:00	0:00	0:00
33	G	HNILICKA, MILAN	59:46	11:47	9:45	38:14
3	D	POTHIER, BRIAN	17:13	0:14	3:20	13:39
4	D	TAMER, CHRIS	15:35	0:14	2:41	12:40
8	D	KABERLE, FRANTISEK	26:16	8:23	3:51	14:02
9	L	DOMENICHELLI, HNAT	14:23	0:00	3:26	10:57
12	C	HIRKAC, TONY	16:10	3:47	2:50	9:33
14	L	KALLIO, TOMI	14:55	3:43	0:57	10:15
15	L	HEATLEY, DANY	22:28	7:58	0:00	14:30
17	R	KOVAICHUK, ILYA	20:15	8:04	0:00	12:11
18	R	BARTECKO, LUBOS	9:45	2:55	0:00	6:50
20	R	ODGERS, JEFF	5:13	0:00	0:01	5:12
21	C	FERRARO, RAY	19:08	7:54	0:00	11:14
22	R	DONOVAN, SHEAN	12:13	0:00	2:31	9:42
24	C	KARLSSON, ANDREAS	9:00	0:06	2:09	6:45
27	C	CORKUM, BOB	14:33	0:00	3:42	10:51
28	D	REIRDEN, TODD	16:48	3:48	3:13	9:47
36	D	HJARNQVIST, DANIEL	21:33	3:10	3:51	14:32
38	D	TREMBLAY, YANNICK	21:45	7:45	2:34	11:26
39	C	SVARTVADET, PER	12:12	0:26	3:55	7:51

VISITOR

Game Summary

HOME



2

Game 0131  
Wednesday, October 24, 2001  
8:09 PM ET at Mellon Arena

3



DALLAS STARS  
Game 9 Away Game 3

Attendance 16,958  
Final

PITTSBURGH PENGUINS  
Game 9 Home Game 5

SCORING SUMMARY

G	Per	Time	Team	Goal Scorer	Assist	Assist	DAL	PIT	STR
1	1	5:47	DAL	K. MULLER (1)	D. AUDETTE (4)	S. VAN ALLEN (1)	22 20 37 28 27 23	82 66 24 17 11	EV
2	1	7:29	DAL	J. NIEUWENDYK (3)	P. VERBEEK (1)	V. KAMENSKY (2)	25 5 56 20 16 13	95 28 20 14 2	EV
3	1	17:58	PIT	M. ROZSIVAL (2)	M. STRAKA (4)	M. LEMIEUX (6)	2 26 24 20 15 9	28 1 82 66 17 2	EV
4	2	15:10	PIT	M. WILSON (1)	S. RICHER (1)	K. STEVENS (2)	2 27 24 22 20 15	41 44 25 16 7	EV
5	3	7:50	PIT	S. RICHER (3)	K. STEVENS (3)	K. BEECH (4)	5 56 28 27 22 20	44 1 25 15 7 4	EV
6	3	12:39	DAL	M. MODANO	Unsuccessful Penalty Shot		9	1	SH-PS

DALLAS STARS

PITTSBURGH PENGUINS

#	Per	Time	Player	PIM	Penalty	#	Per	Time	Player	PIM	Penalty
1	1	0:49	5D. SYDOR	2:00	Holding	1	1	18:43	4M. WILSON	2:00	Tripping
2	1	19:36	10B. MORROW	2:00	Interference - Obstruction	2	2	11:58	4M. WILSON	2:00	Cross check
3	2	3:06	19R. DIMAIO	2:00	Hi stick	3	3	15:02	7A. FERENCSE	2:00	Roughing
4	2	17:31	10B. MORROW	2:00	Hi stick	4	3	17:39	4M. WILSON	2:00	Hooking
5	3	9:28	18R. DIMAIO	2:00	Holding						
6	3	10:32	9M. MODANO	2:00	Tripping						
7	3	11:33	24R. MATVICHUK	2:00	Tripping						

GOALS BY PER.

SHOTS ON GOAL

PENALTIES-MIN

POWERPLAY (GOALS-OPP)

ZONE TIME

	DAL	PIT	DAL	PIT	DAL	PIT	DAL	PIT	DAL	PIT	DAL	PIT	Neutral
1	2	1	15	11	2-4	1-2	1	0-1	0-1	1	7:21	8:46	3:53
2	0	1	9	8	2-4	1-2	2	0-1	0-3	2	6:58	8:20	4:42
3	0	3	9	7	3-6	2-4	3	0-2	0-3	3	6:41	9:27	3:52
T	2	3	33	26	7-14	4-8	T	0-4	0-7	T	21:00	26:33	12:27
							Time	6:53	12:53				

GOALIES (GOALS-SHOTS AGAINST)

THREE STARS

OFFICIALS

	1	2	3	T	Time	1 PIT	44	S. RICHER	Referee:	Dan Marouelli
DAL(L) BELFOUR	1-11	1-8	1-7	3-26	58:57	2 PIT	16	K. BEECH	Referee:	Ian Walsh
PIT(W) HEDBERG	2-15	0-9	0-9	2-33	60:00	3 PIT	28	M. ROZSIVAL	Linesman:	Brian Mach
									Linesman:	Andy McElman

3 Stars picked by: Media at Mellon Arena

VISITOR

Event Summary

HOME



2

Game 0131  
Wednesday, October 24, 2001  
8:09 PM ET at Mellon Arena

3



DALLAS STARS  
Game 9 Away Game 3

Attendance 16,958  
Final

PITTSBURGH PENGUINS  
Game 9 Home Game 5

	DALLAS STARS	+/-	TOI	SHF	SHOTS					MS	FW	FL	F%	PN	PIM	HT	TK	GV	BS	
					1	2	3	OT	T											
20	G BELFOUR, ED		58:57																	
35	G TURCO, MARTY		0:00																	
2	D HATCHER, DERIAN	-2	25:23	29												2		1		
5	D SYDOR, DARRYL	E	20:37	32	3		1		4				1	2				1		
9	C MODANO, MIKE	-1	24:58	32			3		3	1	12	16	42	1	2		1		1	
10	L MORROW, BRENDEN	E	12:58	18	1	1			2	1				2	4	1		1		
13	L KAMENSKY, VALERI	+1	10:59	19		1	2		3						3					
15	R J. ANGENBRUNNER, JAMIE	-2	12:50	21	1		1		2	1					1					
16	R VERBEEK, PAT	+1	10:12	19	1				1						2					
18	L DIMAIO, ROB	E	14:18	20		1			1	1				2	4				1	
22	L MULLER, KIRK	-1	9:05	14	2				2	1	1	100			1					
23	D LUMME, JYRKI	+1	12:31	23		1			1											
24	D MATVICHUK, RICHARD	-2	20:36	34						1				1	2	2			1	
25	C NIEUWENDYK, JOE	+1	13:55	24	1	1	1		3	1	10	8	55					2		
26	L LEHTINEN, JERE	-1	22:29	29	1	3			4						1				1	
27	C VAN ALLEN, SHAUN	-1	12:36	23	1				1	1	12	3	80				1			
28	R AUDETTE, DONALD	E	8:50	12	2	1	1		4	1							1			
37	D LUKOWICH, BRAD	+1	14:54	23															1	
56	D ZUBOV, SERGEI	E	25:58	34	1				1								1			
77	C TURGEON, PIERRE	E	13:29	18	1				1		4	9	30							
	TEAM TOTALS	-5				15	9	9	0	33	9	39	36	52	7	14	14	3	2	8

	PITTSBURGH PENGUINS	+/-	TOI	SHF	SHOTS					MS	FW	FL	F%	PN	PIM	HT	TK	GV	BS	
					1	2	3	OT	T											
1	G HEDBERG, JOHAN		60:00																1	
30	G AUBIN, J-SEBASTIEN		0:00																	
2	D MELICHAR, JOSEF	E	15:27	21												4			1	
4	D WILSON, MIKE	+2	14:52	24		1			1					3	6		1	1	1	
7	D FERENC, ANDREW	+2	18:14	26		1			1	1				1	2	4		2	1	
11	D KASPARAITIS, DARIUS	-1	20:28	27	1				1	2						6		1	4	
14	C KRAFT, MILAN	-1	9:47	19	1				1		7	6	53							
15	C PRIMEAU, WAYNE	+1	12:40	23			1		1		14	7	66			3			2	
16	C BEECH, KRIS	+1	15:55	22							1	8	11			1		2	1	
17	C PETERSEN, TOBY	E	18:13	28	1	2			3	4									1	
20	C LANG, ROBERT	-1	18:13	30			1		1	2	5	4	55							
24	R MORAN, IAN	-1	21:54	29	4				4											
25	L STEVENS, KEVIN	+2	14:01	19			1		1	1						3				
28	D ROZSIVAL, MICHAL	E	20:06	26	1				1	2						2			1	
33	L LACOUTURE, DAN	E	11:45	15						1						1				
38	C HRDINA, JAN	E	11:13	14		1			1	1	1	1	50				1			
44	R RICHER, STEPHANE	+2	15:46	20	1	1	1		3	5						1			1	
66	C LEMIEUX, MARIO	E	24:39	30		2	2		4		8	13	38						1	
82	C STRAKA, MARTIN	E	20:39	28	1		1		2	1							1		1	
95	R MOROZOV, ALEXEI	-1	8:09	15	1				1											
	TEAM TOTALS	+5				11	8	7	0	26	20	36	39	48	4	8	25	3	11	11

TOI=Time On Ice SHF=# of Shifts MS=Missed Shots FW=Faceoffs Won FL=Faceoffs Lost F%=Faceoff Win Percentage  
PN=Number of Penalties PIM=Penalty Minutes HT=Hits Given TK=Takeaways GV=Giveaways BS=Blocked Shots

VISITOR

Facoff Comparison

HOME



2

Game 0131  
 Wednesday, October 24, 2001  
 8:09 PM ET at Mellon Arena  
 Attendance 16,958  
 Final

3



DALLAS STARS  
 Game 9 Away Game 3

PITTSBURGH PENGUINS  
 Game 9 Home Game 5

DALLAS STARS			PITTSBURGH PENGUINS						
		Zone	14	15	16	20	38	66	TOTAL
9	C	MODANO, MIKE	T	1-3	2-8	3-4	2-3	1-2	3-8
			O		2-6	0-1		1-2	0-1
			D			2-3		2-6	4-9
			N	1-3	0-2	3-3		1-1	5-9
22	L	MULLER, KIRK	T		1-1				1-1
			O		1-1				1-1
			D						
			N						
25	C	NIEUWENDYK, JOE	T	3-5	1-5	2-2	0-1	4-5	10-18
			O	2-3	1-5		0-1	1-1	4-10
			D	1-1		1-1		1-1	3-3
			N	0-1		1-1		2-3	3-5
27	C	VAN ALLEN, SHAUN	T	1-2	3-5	3-3	2-2	3-3	12-15
			O	0-1	3-5				3-6
			D				2-2		2-2
			N	1-1		3-3		3-3	7-7
77	C	TURGEON, PIERRE	T	1-3	0-2		0-3	3-5	4-13
			O	0-1	0-1		0-3		0-5
			D					1-1	1-1
			N	1-2	0-1			2-4	3-7
		TOTAL	T						39-75
			O						11-32
			D						10-15
			N						18-28

PITTSBURGH PENGUINS			DALLAS STARS					TOTAL	
		Zone	9	22	25	27	77		
14	C	KRAFT, MILAN	T	2-3		2-5	1-2	2-3	7-13
			O			0-1			0-1
			D			1-3	1-1	1-1	3-5
			N	2-3		1-1	0-1	1-2	4-7
15	C	PRIMEAU, WAYNE	T	6-8	0-1	4-5	2-5	2-2	14-21
			O						
			D	4-6	0-1	4-5	2-5	1-1	11-18
			N	2-2				1-1	3-3
16	C	BEECH, KRIS	T	1-4		0-2	0-3		1-9
			O			0-1			0-1
			D	1-1					1-1
			N	0-3		0-1	0-3		0-7
20	C	LANG, ROBERT	T	1-3		1-1	0-2	3-3	5-9
			O	1-3			0-2		1-5
			D			1-1		3-3	4-4
			N						
38	C	HRDINA, JAN	T	1-2					1-2
			O						
			D	1-2					1-2
			N						
66	C	LEMIEUX, MARIO	T	5-8		1-5	0-3	2-5	8-21
			O	4-6		0-1		0-1	4-8
			D	1-1		0-1			1-2
			N	0-1		1-3	0-3	2-4	3-11
		TOTAL	T						36-75
			O						5-15
			D						21-32
			N						10-28

VISITOR

Time On Ice Breakdown

HOME



2

Game 0131  
 Wednesday, October 24, 2001  
 8:09 PM ET at Mellon Arena  
 Attendance 16,958  
 Final

3



DALLAS STARS  
 Game 9 Away Game 3

PITTSBURGH PENGUINS  
 Game 9 Home Game 5

		DALLAS STARS		TOI	PP	SH	EV
20	G	BELFOUR, ED		58:57	5:57	10:58	42:02
35	G	TURCO, MARTY		0:00	0:00	0:00	0:00
2	D	HATCHER, DERIAN		25:23	0:03	9:12	16:08
5	D	SYDOR, DARRYL		20:37	5:37	0:42	14:18
9	C	MODANO, MIKE		24:58	5:03	4:28	15:27
10	L	MORROW, BRENDEN		12:58	2:25	0:01	10:32
13	L	KAMENSKY, VALERI		10:59	0:47	0:01	10:11
15	R	LANGENBRUNNER, JAMIE		12:50	0:06	1:33	11:11
16	R	VERBEEK, PAT		10:12	0:57	0:00	9:15
18	L	DIMAIO, ROB		14:18	0:00	2:13	12:05
22	L	MILLER, KIRK		9:05	0:00	0:41	8:24
23	D	LUMME, JYRKI		12:31	1:53	0:01	10:37
24	D	MATVICHUK, RICHARD		20:36	0:03	6:58	13:35
25	C	NIEUWENDYK, JOE		13:55	3:24	0:16	10:15
26	L	LEHTINEN, JERE		22:29	4:18	5:26	12:45
27	C	VAN ALLEN, SHAUN		12:36	0:00	4:42	7:54
28	R	AUDETTE, DONALD		8:50	1:32	0:00	7:18
37	D	LUKOWICH, BRAD		14:54	0:35	0:40	13:39
56	D	ZUBOV, SERGEI		25:58	5:35	4:24	13:39
77	C	TURGEON, PIERRE		13:39	3:03	0:42	9:54

		PITTSBURGH PENGUINS		TOI	PP	SH	EV
1	G	HEDBERG, JOHAN		60:00	10:58	6:53	42:09
30	G	AUBIN, J-SEBASTIEN		0:00	0:00	0:00	0:00
2	D	MELICHAR, JOSEF		15:27	0:15	3:13	11:59
4	D	WILSON, MIKE		14:52	0:04	0:02	14:46
7	D	FERENCE, ANDREW		18:14	3:03	0:03	15:08
11	D	KASPARAITIS, DARIUS		20:28	0:25	3:40	16:23
14	C	KRAFT, MILAN		9:47	1:36	0:00	8:11
15	C	PRIMEAU, WAYNE		12:40	0:15	1:30	10:55
16	C	BEECH, KRIS		15:55	3:13	0:00	12:42
17	C	PETERSEN, TOBY		18:13	5:40	1:57	10:36
20	C	LANG, ROBERT		18:13	5:17	2:35	10:21
24	R	MORAN, IAN		21:54	2:54	3:36	15:30
25	L	STEVENS, KEVIN		14:01	5:05	0:00	8:56
28	D	ROZSIVAL, MICHAL		20:06	5:46	3:20	11:00
33	L	LACOUTURE, DAN		11:45	0:00	3:19	8:26
38	C	HIRDINA, JAN		11:13	0:00	2:22	8:51
44	R	RICHER, STEPHANE		15:46	4:25	0:00	11:21
66	C	LEMIEUX, MARIO		24:39	8:33	1:56	14:10
82	C	STRAKA, MARTIN		20:39	7:26	0:07	13:06
95	R	MOROZOV, ALEXEI		8:09	0:52	0:00	7:17

VISITOR

Game Summary

HOME



0

Game 0150

Saturday, October 27, 2001

4



PITTSBURGH PENGUINS

Game 10 Away Game 5

7:11 PM ET at Air Canada Centre

Attendance 19,166

Final

TORONTO MAPLE LEAFS

Game 11 Home Game 5

SCORING SUMMARY

G	Per	Time	Team	Goal Scorer	Assist	Assist	PIT	TOR	STR
1	1	11:04	TOR	M. SUNDIN (4)	J. HOGLUND (5)		1 33 20 14 7 4	13 3 44 31 19 14	EV
2	1	19:05	TOR	M. SUNDIN (5)	J. HOGLUND (6)		1 82 66 17 7 4	13 36 31 24 19 14	EV
3	3	9:31	TOR	G. ROBERTS (3)	R. REICHEL (6)	A. ERIKSSON (1)	1 38 20 14 7 4	7 3 89 44 31 21	EV
4	3	19:22	TOR	D. TUCKER (3)	M. SUNDIN (8)		1 38 28 20 16 2	16 13 36 31 27 24	EV

PITTSBURGH PENGUINS

TORONTO MAPLE LEAFS

#	Per	Time	Player	PIM	Penalty	#	Per	Time	Player	PIM	Penalty
1	1	4:36	25 K. STEVENS	2:00	Board check	1	2	0:22	36 D. YUSHKEVICH	2:00	Roughing
2	3	7:30	38 U. HRDINA	2:00	Board check	2	2	17:41	81 A. BERG	2:00	Holding
3	3	15:34	11 D. KASPARAITIS	5:00	Fighting (maj)	3	3	15:34	39 T. GREEN	5:00	Fighting (maj)
4	3	19:30	21 J. MELICIAN	2:00	Roughing	4	3	19:30	27 S. CORSON	2:00	Roughing

GOALS BY PER.		SHOTS ON GOAL		PENALTIES-MIN		POWERPLAY (GOALS-OFF)		ZONE TIME				
PIT	TOR	PIT	TOR	PIT	TOR	PIT	TOR	PIT	TOR	Neutral		
1	0	2	5	7	1-2	0-0	1	0-0	0-1	3:21	7:13	4:21
2	0	0	10	8	0-0	2-4	2	0-2	0-0	7:38	8:13	4:09
3	0	2	8	10	3-9	2-7	3	0-0	0-1	8:54	6:30	4:36
T	0	4	23	25	4-11	4-11	T	0-2	0-2	24:53	22:01	13:06
							Time	4:00	4:00			

GOALIES (GOALS-SHOTS AGAINST)

THREE STARS

OFFICIALS

		1	2	3	T	Time	1 TOR	13	M. SUNDIN	Referee:	Dan Marouelli
PIT(L)	HRDBERG	2-7	0-8	2-10	4-25	60:00	2 TOR	14	J. HOGLUND	Referee:	Kevin Pollock
TOR(W)	JOSEPH	0-5	0-10	0-8	0-23	60:00	3 TOR	31	C. JOSEPH	Linesman:	Scott Driscoll
										Linesman:	Randy Mitton

3 Stars picked by: John Laboni

VISITOR

## Event Summary

HOME



0

Game 0150

Saturday, October 27, 2001

4

PITTSBURGH  
PENGUINS

Game 10 Away Game 5

7:11 PM ET at Air Canada Centre

Attendance 19,166

Final

TORONTO MAPLE  
LEAFS

Game 11 Home Game 5

	PITTSBURGH PENGUINS	+/-	TOI	SHF	SHOTS					MS	FW	FL	F%	PN	PIM	HT	TK	GV	BS	
					1	2	3	OT	T											
1	G HEDBERG, JOHAN		60:00																2	
30	G AUBIN, J-SEBASTIEN		0:00																	
2	D MELICHAR, JOSEF	-1	19:50	28						3				1	2	1		1	1	
4	D WILSON, MIKE	-3	12:53	18		1										3		1	1	
7	D FERENC, ANDREW	-3	20:02	26		1	1			2						6			1	
11	D KASPARAITIS, DARIUS	F	18:50	28	2				2	1				1	5	6			1	
14	C KRAFT, MILAN	-2	17:32	23	2	1			3	1	5	9	35			1			2	
15	C PRIMEAU, WAYNE	F	12:51	24			1		1	1	10	9	52			2				
16	C BEECH, KRIS	-1	16:34	22			2		2		7	10	41			1				
17	C PETERSEN, TOBY	F	16:53	24		1	2		3	1		2	0			2	1	1	1	
20	C LANG, ROBERT	-3	17:38	24	1				1	1	6	11	35			1	1	1	1	
24	R MORAN, IAN	F	23:45	29		1			1	2						1	1	1	1	
25	H STEVENS, KEVIN	F	17:17	25		2			2					1	2	1	1			
28	D ROZSIVAL, MICHAL	-1	21:00	28		1	1		2	1						1	1	2	2	
29	L OLIWA, KRZYSZTOF	F	10:02	14						1						1		1		
33	L LACOUTURE, DAN	-1	15:42	21												1				
38	C HRDINA, JAN	-2	7:39	14							1	0	1		2	1				
44	R RICHER, STEPHANE	F	18:46	25		1	1		2		1	0						2	1	
66	C LEMIEUX, MARIO	-1	6:30	8							2	3	40							
82	C STRAKA, MARTIN	-1	21:46	23		1			1	1									1	
	TEAM TOTALS	-20				5	10	8	0	23	13	30	46	39	4	11	29	6	10	11

	TORONTO MAPLE LEAFS	+/-	TOI	SHF	SHOTS					MS	FW	FL	F%	PN	PIM	HT	TK	GV	BS	
					1	2	3	OT	T											
31	G JOSEPH, CURTIS		60:00																2	
35	G SCHWAB, COREY		0:00																	
2	D BELAK, WADE	F	14:59	18		1	1		2							3			2	
3	D MANSON, DAVE	+2	20:56	26						2						3		1	1	
7	L ROBERTS, GARY	+1	14:00	17			1		1	1						3	1			
8	D BERG, AKI	F	16:27	21						1						2	3		2	
11	C ANTROPOV, NIK	F	9:26	12	1		1		2							2	2		2	
13	C SUNDIN, MATS	+3	17:28	19	3				3	2	12	9	57			1	1			
14	R HOGGLUND, JONAS	+2	15:17	18		1	1		2	2							2		1	
16	C TUCKER, DARCY	+1	20:21	24			1		1	1						1				
18	C MCCAULEY, ALYN	F	13:13	17		1			1		8	7	55						1	
19	R RENBERG, MIKAEL	+2	16:17	18						2							1		1	
21	C REICHEL, ROBERT	+1	13:40	17			2	2		4		12	6	66		1				
24	D MCCABE, BRYAN	+2	23:28	26						1						4	1	1	5	
27	L CORSON, SHAYNE	+1	17:10	22	1	1	3		5	1	1	0	1	2				1	1	
28	R DOMI, TIE	F	9:22	13						2						3			1	
36	D YUSHKEVICH, DMITRY	+2	22:46	26						1				1	2	4		2	3	
39	C GREEN, TRAVIS	F	15:39	20							14	7	66	1	5	1	1			
44	D ERIKSSON, ANDERS	+2	21:37	27	1	1			2	2						2	1		1	
89	R MOHLNY, ALEXANDER	+1	13:24	18		1	1			2						1				
	TEAM TOTALS	+20				7	8	10	0	25	18	46	30	61	4	11	32	10	13	14

TOI=Time On Ice SHF=# of Shifts MS=Missed Shots FW=Faceoffs Won FL=Faceoffs Lost F%=Faceoff Win Percentage  
PN=Number of Penalties PIM=Penalty Minutes HT=Hits Given TK=Takeaways GV=Giveaways BS=Blocked Shots



VISITOR

Faceoff Comparison

HOME



0

Game 0150  
 Saturday, October 27, 2001  
 7:11 PM ET at Air Canada Centre  
 Attendance 19,166  
 Final

4



TORONTO MAPLE  
 LEAFS  
 Game 11 Home Game 5

PITTSBURGH  
 PENGUINS  
 Game 10 Away Game 5

© Copyright 2001, National Hockey League

2001-10-27-21.53.19

PITTSBURGH PENGUINS		Zone	13	18	21	27	39	TOTAL		
14	C KRAFT, MILAN	T	1-1	0-2	1-4		3-7	5-14		
		O		0-1	0-1		3-4	3-6		
		D	1-1		0-1		0-1	1-3		
		N		0-1	1-2		0-2	1-5		
		15	C PRIMEAU, WAYNE	T	4-5	3-4	2-7	1-3	10-19	
		O								
D	4-5	1-2		2-4	1-2	8-13				
		N		2-2	0-3		0-1	2-6		
		16	C BRECH, KRIS	T	1-4	1-2	2-3	3-8	7-17	
		O		0-2	1-1	1-2	1-4	3-9		
D					0-1	0-1				
		N	1-2	0-1	1-1		2-3	4-7		
		17	C PETERSEN, TOBY	T	0-1			0-1	0-2	
		O								
D					0-1	0-1				
		N	0-1					0-1		
		20	C LANG, ROBERT	T	1-5	3-5	1-4	1-1	0-2	6-17
		O		0-1	3-5	1-1	1-1		5-8	
D	0-1			0-1			0-2			
		N	1-3		0-2		0-2	1-7		
		39	C BIRDNA, JAN	T		0-1			0-1	
		O								
D		0-1				0-1				
		N						0-1		
		44	R RICHER, STEPHANE	T		0-1			0-1	
		O								
D		0-1				0-1				
		N						0-1		
		66	C LEMIEUX, MARIO	T	2-5				2-5	
		O		0-1				0-1		
D										
		N	2-4					2-4		
		TOTAL						30-76		
		O						11-24		
		D					9-22			
		N					10-30			

VISITOR

Time On Ice Breakdown

HOME



0

Game 0150  
 Saturday, October 27, 2001  
 7:11 PM ET at Air Canada Centre  
 Attendance 19,166  
 Final

4



PITTSBURGH  
 PENGUINS  
 Game 10 Away Game 5

TORONTO MAPLE  
 LEAFS  
 Game 11 Home Game 5

		PITTSBURGH PENGUINS	TOI	PP	SH	EV
1	G	HEDBERG, JOHAN	60:00	4:00	4:00	52:00
30	G	AUBIN, J-SEBASTIEN	0:00	0:00	0:00	0:00
2	D	MELICHAR, JOSEF	19:50	0:00	1:41	18:09
4	D	WILSON, MIKE	12:53	0:00	0:07	12:46
7	D	TERENCE, ANDREW	20:02	0:35	1:24	18:03
11	D	KASPARAITIS, DARIUS	18:50	0:00	2:12	16:38
14	C	KRAFT, MILAN	17:52	1:42	0:07	15:43
15	C	PRIMEAU, WAYNE	12:51	0:00	0:39	12:12
16	C	BEECH, KRIS	16:34	2:05	0:00	14:29
17	C	PETERSEN, TOBY	16:53	1:55	1:37	13:21
20	C	LANG, ROBERT	17:38	2:12	1:59	13:27
24	R	MORAN, IAN	23:45	1:41	1:04	21:00
25	L	STEVENS, KRVIN	17:17	2:18	0:00	14:59
28	D	ROZSIVAL, MICHAL	21:00	2:19	1:32	17:09
29	L	OLIWA, KRZYSZTOF	10:02	0:00	0:00	10:02
33	L	ACKUTURE, DAN	15:42	0:00	1:52	13:50
38	C	HRDINA, JAN	7:30	0:00	1:07	6:22
44	R	RICHER, STEPHANE	18:46	1:48	0:00	16:58
66	C	LEMBEUX, MARIO	6:30	0:00	0:24	6:06
82	C	STRAKA, MARTIN	21:46	3:25	0:15	18:06

		TORONTO MAPLE LEAFS	TOI	PP	SH	EV
31	G	JOSEPH, CURTIS	60:00	4:00	4:00	52:00
35	G	SCHWAB, COREY	0:00	0:00	0:00	0:00
2	D	BELAK, WADE	14:59	0:00	0:00	14:59
3	D	MANSON, DAVE	20:56	0:40	1:59	18:17
7	L	ROBERTS, GARY	14:00	0:43	0:00	13:17
8	D	BERG, AKI	16:27	0:46	1:04	14:37
11	C	ANTROPOV, NIK	9:26	0:00	0:00	9:26
13	C	SUNDIN, MATS	17:28	1:20	0:00	16:08
14	R	HOGGLUND, JONAS	15:17	1:20	0:00	13:57
16	C	TUCKER, DARCY	20:21	1:57	2:51	15:33
18	C	MCCAULEY, ALYN	13:13	0:00	2:51	10:22
19	R	RENDERG, MIKAEL	16:17	1:20	0:00	14:57
21	C	REICHEL, ROBERT	13:40	0:43	0:00	12:57
24	D	MCCABE, BRYAN	23:28	2:34	2:01	19:53
27	L	CORSON, SHAYNE	17:10	2:00	1:09	14:01
28	R	DOMI, TIE	9:22	0:00	0:00	9:22
36	D	YUSIKEVICH, DMITRY	22:46	2:34	0:57	19:15
39	C	GREEN, TRAVIS	15:39	1:57	1:09	12:33
44	D	ERIKSSON, ANDERS	21:37	1:26	1:59	18:12
89	R	MOGILNY, ALEXANDER	13:24	0:40	0:00	12:44

VISITOR

Game Summary

HOME



2

Game 0161  
 Sunday, October 28, 2001  
 7:38 PM ET at Mellon Arena  
 Attendance 16,449  
 Final

2



PITTSBURGH  
 PENGUINS  
 Game 11 Home Game 6

FLORIDA  
 PANTHERS  
 Game 11 Away Game 6

SCORING SUMMARY										
G	Per	Time	Team	Goal Scorer	Assist	Assist	FLA	PIT	STR	
1	1	5:13	PIT	J. HRDINA (1)	J. MELICHAR (1)	A. MOROZOV (2)	1 45 16 11 5	38 2 95 30 28 15		PP
2	3	12:24	FLA	P. WORRELL (1)	V. KOZLOV (6)	R. SVBHLA (2)	8 1 26 25 24 10	11 95 30 25 24 14		EV
3	3	14:04	FLA	K. HUSELIUS (5)	M. NILSON (3)	I. NOVOSELTSEV (2)	22 1 39 26 24 18	2 44 30 28 20 15		EV
4	3	19:02	PIT	M. KRAFT (2)	D. LACOUTURE (2)	I. MORAN (3)	1 45 25 24 11 10	14 11 33 24 17 16		EV

FLORIDA PANTHERS						PITTSBURGH PENGUINS					
#	Per	Time	Player	PIM	Penalty	#	Per	Time	Player	PIM	Penalty
1	1	1:22	25 V. KOZLOV	2:00	Tripping	1	1	1:22	11 D. KASPARAITIS	2:00	Roughing
2	1	1:22	8 P. WORRELL	2:00	Unsportsmanlike conduct	2	1	17:51	4 M. WILSON	2:00	Tripping
3	1	3:23	17 R. JOHNSON	2:00	Tripping	3	2	0:43	11 D. KASPARAITIS	2:00	Roughing
4	1	13:17	11 B. LINDSAY	2:00	Hi stick	4	2	6:48	15 W. PRIMEAU	2:00	Roughing
5	2	16:14	45 B. FERENC	2:00	Cross check	5	3	0:45	1 G. BEECH	2:00	Hooking
6	3	3:19	10 P. BURE	2:00	Cross check						
7	3	4:10	24 R. SVBHLA	2:00	Tripping						

GOALS BY PER.		SHOTS ON GOAL		PENALTIES-MIN		POWERPLAY (GOALS-OPP)		ZONE TIME						
	FLA	PIT	FLA	PIT	FLA	PIT	FLA	PIT	FLA	PIT	Neutral			
1	0	1	4	12	1	4-8	2-4	1	0-1	1-3	1	9:01	8:09	2:50
2	0	0	2	12	4	1-2	2-4	2	0-2	0-1	2	7:18	8:36	4:06
3	2	1	6	14	3	2-4	1-2	3	0-1	0-2	3	8:22	6:53	4:45
4	0	0	5	2	4	0-0	0-0	4	0-0	0-0	4	1:32	1:50	1:38
T	2	2	27	32	T	7-14	5-10	T	0-4	1-6	T	26:13	25:28	13:19
								Time	8:00	11:50				

GOALIES (GOALS-SHOTS AGAINST)							THREE STARS			OFFICIALS			
		1	2	3	OT	T	Time	1 FLA	1 PIT	3		Referee:	
FLA(T)	LUONGO	1-12	0-4	1-14	0-2	2-32	65:00	2 PIT	38	1	R. LUONGO	Referee:	Rob Shick
PIT(T)	AUBIN	0-4	0-12	2-6	0-5	2-27	64:49	3 PIT	14	1	M. KRAFT	Referee:	Ian Walsh
												Linesman:	Derek Amell
												Linesman:	Angelo D'Amico

3 Stars picked by: Media at Mellon Arena

VISITOR

Event Summary

HOME



2

Game 0161  
 Sunday, October 28, 2001  
 7:38 PM ET at Mellon Arena  
 Attendance 16,449  
 Final

2



FLORIDA  
 PANTHERS

Game 11 Away Game 6

PITTSBURGH  
 PENGUINS

Game 11 Home Game 6

	FLORIDA PANTHERS	+/-	TOI	SHF	SHOTS					MS	FW	FL	F%	PN	PIM	HT	TK	GV	BS	
					1	2	3	OT	T											
1	G LUONGO, ROBERTO		65:00																	
37	G KIDD, TREVOR		0:00																	
3	D LAUS, PAUL	E	12:07	15		1			1											
5	D NORTON, JEFF	E	24:13	31						1									4	
8	L WORRELL, PETER	+1	12:08	15	1	1	2		4				1	2	5				1	
10	R BURE, PAVEL	E	26:56	26		3		2	5	2			1	2	1					
11	L LINDSAY, BILL	-1	8:06	13									1	2					1	
12	C JOKINEN, OLLI	E	12:52	15		1			1		2	2	50			1				
14	L HAGMAN, NIKLAS	E	9:10	13																
16	C ADAMS, KEVYN	E	14:07	21	1				1		6	4	60							
17	C JOHNSON, RYAN	E	12:25	18		1			1		1	5	16	1	2					
18	L NILSON, MARCUS	+1	17:34	23						1	4	8	33						1	
22	R HUSELIUS, KRISTIAN	+1	17:43	20		1	1	1	3	2										
24	D SVEHLA, ROBERT	+1	27:37	34						1				1	2	5			1	
25	C KOZLOV, VIKTOR	E	20:39	21		1	2		3	3	6	5	54	1	2	1				
26	D BOYLE, DAN	+2	15:23	19		1		1	2	1									1	
28	C WIEMER, JASON	E	19:19	22				1	1		15	12	55			3				
39	R NOVOSELTSEV, IVAN	+1	13:19	18		1			1	1										
45	D FERENCE, BRAD	-1	25:17	29	1	1			2					1	2	2			1	
49	D WARD, LANCE	E	19:02	24	1		1		2										2	
	TEAM TOTALS	+5				4	12	6	5	27	12	34	36	49	7	14	21	1	1	11

	PITTSBURGH PENGUINS	+/-	TOI	SHF	SHOTS					MS	FW	FL	F%	PN	PIM	HT	TK	GV	BS	
					1	2	3	OT	T											
1	G HEDBERG, JOHAN		0:00																	
30	G AUBIN, J-SEBASTIEN		64:49																	
2	D MELICHAR, JOSEF	-1	18:01	27	1		1		2	1						1			1	
4	D WILSON, MIKE	E	9:54	17										1	2	2				
7	D FERENCE, ANDREW	E	26:00	31	2	1			3	1						1			1	
11	D KASPARAITIS, DARIUS	E	23:35	29			1		1	2				2	4	5	1			
14	C KRAFT, MILAN	E	18:38	24			2		2		7	9	43			1				
15	C PRIMEAU, WAYNE	-1	14:33	23							11	9	55	1	2	2	1		2	
16	C BEECH, KRIS	+1	15:19	21	1				1	1	3	4	42	1	2	3				
17	C PETERSEN, TOBY	+1	19:31	28	1		1	2	4	2	1	2	33			1				
20	C LANG, ROBERT	-1	23:40	33	1	1	3		5		11	8	57							
24	R MORAN, IAN	E	27:20	30	1				1	1							2		3	
25	L STEVENS, KEVIN	-1	14:52	20	1				1							1				
28	D ROZSIVAI, MICHAL	-1	23:42	31						1						3	1	2	2	
29	L OLIWA, KRZYSZTOF	E	3:26	5																
33	L LACOUTURE, DAN	+1	18:29	25		1	3		4		1	1	50			1				
38	C HRDINA, JAN	E	18:41	26	1	1	1		3	2	2	1	66						1	
44	R RICHER, STEPHANE	-1	12:13	16	1				1							1				
82	C STRAKA, MARTIN	E	8:47	14																
95	R MOROZOV, ALEXEI	-1	15:07	24	2		2		4	1									1	
	TEAM TOTALS	-4				12	4	14	2	32	12	36	34	51	5	10	19	10	5	10

TOI=Time On Ice SHF=# of Shifts MS=Missed Shots FW=Faceoffs Won FL=Faceoffs Lost F%=Faceoff Win Percentage  
 PN=Number of Penalties PIM=Penalty Minutes HT=Hits Given TK=Takeaways GV=Giveaways BS=Blocked Shots

PITTSBURGH PENGUINS			FLORIDA PANTHERS						
		Zone	12	16	17	18	25	28	TOTAL
14	C	KRAFT, MILAN	T	1-3	2-2	2-4	0-1	2-6	7-16
			O	0-2		1-2		2-5	3-9
			D			0-1			0-1
			N	1-1	2-2	1-1	0-1	0-1	4-6
15	C	PRIMEAU, WAYNE	T	1-1	1-4	0-1	3-3	1-2	5-9
			O		0-1			2-4	2-5
			D		1-3		0-1	2-4	3-8
			N	1-1		0-1	3-3	1-1	6-7
16	C	BEECH, KRIS	T	0-1	0-1	1-1		1-2	3-7
			O		0-1		0-1		0-2
			D	0-1					0-1
			N			1-1		1-1	3-4
17	C	PETERSEN, TOBY	T			1-1	0-1		1-3
			O						
			D						
			N			1-1	0-1	0-1	1-3
20	C	LANG, ROBERT	T	1-1	1-1	1-1	3-4	3-6	11-19
			O		1-1	1-1		2-2	5-8
			D	1-1			2-3	1-2	4-7
			N				1-1	0-2	2-4
33	L	LACOUTURE, DAN	T		1-1				1-2
			O					0-1	0-1
			D						
			N		1-1				1-1
38	C	HRDINA, JAN	T	0-1				2-2	2-3
			O					1-1	1-1
			D					1-1	1-1
			N	0-1					0-1
		TOTAL	T						36-70
			O						11-26
			D						8-18
			N						17-26

VISITOR

Time On Ice Breakdown

HOME



2

Game 0161  
 Sunday, October 28, 2001  
 7:38 PM ET at Mellon Arena  
 Attendance 16,449  
 Final

2



PITTSBURGH  
 PENGUINS

Game 11 Home Game 6

FLORIDA  
 PANTHERS

Game 11 Away Game 6

		FLORIDA PANTHERS	TOI	PP	SH	EV
1	G	LUONGO, ROBERTO	65:00	8:00	10:11	46:19
37	G	KIDD, TREVOR	0:00	0:00	0:00	0:00
3	D	LAUS, PAUL	12:07	0:00	2:04	10:03
5	D	NORTON, JEFF	24:13	2:39	4:34	17:00
8	L	WORRELL, PETER	12:08	0:00	0:00	12:08
10	R	BURE, PAVEL	26:56	4:56	2:04	19:56
11	L	LINDSAY, BILL	8:06	0:00	0:24	7:42
12	C	JOKINEN, OLLI	12:52	3:33	0:00	9:19
14	L	HAGMAN, NIKLAS	9:10	2:26	0:00	6:44
16	C	ADAMS, KEVYN	14:07	0:00	5:15	8:52
17	C	JOHNSON, RYAN	12:25	0:00	3:29	8:56
18	L	NILSON, MARCUS	17:34	2:20	4:32	10:42
22	R	HUSELIUS, KRISTIAN	17:43	4:27	0:12	13:04
24	D	SVEHLA, ROBERT	27:37	0:25	5:57	21:15
25	C	KOZLOV, VIKTOR	20:39	5:20	0:27	14:52
26	D	BOYLE, DAN	15:23	3:17	0:00	12:06
28	C	WIEMER, JASON	19:19	4:51	4:35	9:53
39	R	NOVOSELTSEV, IVAN	13:19	1:03	0:00	12:16
45	D	FERENCE, BRAD	25:17	4:43	3:05	17:29
49	D	WARD, LANCE	19:02	0:00	5:07	13:55

		PITTSBURGH PENGUINS	TOI	PP	SH	EV
1	G	HEDBERG, JOHAN	0:00	0:00	0:00	0:00
30	G	AUBIN, J-SEBASTIEN	64:49	10:41	8:00	46:08
2	D	MELICHAR, JOSEF	18:01	1:01	2:45	14:15
4	D	WILSON, MIKE	9:54	0:00	0:04	9:50
7	D	FERENCE, ANDREW	26:00	4:41	3:17	18:02
11	D	KASPARAITIS, DARIUS	23:35	2:45	3:49	17:01
14	C	KRAFT, MILAN	18:38	5:26	0:00	13:12
15	C	PRIMEAU, WAYNE	14:33	0:38	0:38	13:17
16	C	BEECH, KRIS	15:19	1:47	0:01	13:31
17	C	PETERSEN, TOBY	19:31	2:24	4:28	12:39
20	C	LANG, ROBERT	23:40	5:03	3:33	15:04
24	R	MORAN, IAN	27:20	6:26	3:20	17:34
25	L	STEVENS, KEVIN	14:52	5:20	0:00	9:32
28	D	ROZSIVAL, MICHAL	23:42	4:56	2:45	16:01
29	L	OLIWA, KRZYSZTOF	3:26	0:00	0:00	3:26
33	L	LACOUTURE, DAN	18:29	0:15	2:12	16:02
38	C	HRDINA, JAN	18:41	1:23	5:09	12:09
44	R	RICHER, STEPHANE	12:13	3:56	0:00	8:17
82	C	STRAKA, MARTIN	8:47	3:09	0:00	5:38
95	R	MOROZOV, ALEXEI	15:07	4:02	0:00	11:05

VISITOR

### Game Summary

HOME



Game 0178  
 Wednesday, October 31, 2001  
 7:39 PM ET at First Union Center  
 Attendance 19,365  
 Final



PITTSBURGH  
 PENGUINS  
 Game 12 Away Game 6

PHILADELPHIA  
 FLYERS  
 Game 12 Home Game 5


SCORING SUMMARY										
G	Per	Time	Team	Goal Scorer	Assist	Assist	PIT	PHI	STR	
1	1	0:25	PHI	J. LECLAIR (7)	J. ROENICK (13)	J. WILLIAMS (5)	2 95 30 28 25 15	10 5 97 33 14 6		EV
2	2	5:05	PHI	M. RECCHI (5)	S. GAGNE (6)	K. JOHANSSON (8)	11 95 30 25 24 15	8 5 33 25 24 12		EV
3	2	19:59	PHI	D. MCGILLIS (1)	M. RECCHI (6)	J. ROENICK (14)	4 38 33 30 7	3 97 33 10 8 5		PP

PITTSBURGH PENGUINS						PHILADELPHIA FLYERS					
#	Per	Time	Player	PIM	Penalty	#	Per	Time	Player	PIM	Penalty
1	1	13:37	7A. FERENCZ	2:00	Holding	1	1	1:14	26R. FEDOTENKO	2:00	Interference on the goaltender
2	2	6:17	29K. OLIWA	5:00	Fighting (maj)	2	2	6:17	29T. FEDORUK	5:00	Fighting (maj)
3	2	8:21	15W. PRIMEAU	2:00	Hooking	3	3	3:28	19P. RANHEIM	5:00	Cross checking (maj)
4	2	19:00	11D. KASPARAITIS	2:00	Kneeing	4	3	3:28	19P. RANHEIM	10:00	Game misconduct
5	3	6:37	7A. FERENCZ	2:00	Holding	5	3	17:24	29T. FEDORUK	5:00	Fighting (maj)
6	3	12:49	12W. TIBBETTS	2:00	Slashing	6	3	18:34	25K. PRIMEAU	2:00	Interference
7	3	17:24	12W. TIBBETTS	5:00	Fighting (maj)						

GOALS BY PER.		SHOTS ON GOAL		PENALTIES-MIN		POWERPLAY (GOALS-OPP)		ZONE TIME						
	PIT	PHI	PIT	PHI	PIT	PHI	PIT	PHI	PIT	PHI	Neutral			
1	0	1	6	8	1-2	1-2	1	0-1	0-1	1	7:42	7:38	4:40	
2	0	2	13	12	2	3-9	1-5	2	0-0	1-2	2	8:48	7:53	3:19
3	0	0	8	8	3	3-9	4-22	3	0-2	0-2	3	8:51	8:53	2:16
T	0	3	27	28	T	7-20	6-29	T	0-3	1-5	T	25:21	24:24	10:15
							Time	6:35	7:08					

GOALIES (GOALS-SHOTS AGAINST)					THREE STARS			OFFICIALS			
		1	2	3	T	Time	1 PHI	33	B. BOUCHER	Referee:	Blaine Angus
PIT(F.)	AUBIN	1-8	2-12	0-8	3-28	60:00	2 PHI	8	M. RECCHI	Referee:	Dan Marouelli
PHI(W)	BOUCHER	0-6	0-13	0-8	0-27	60:00	3 PHI	5	K. JOHANSSON	Linesman:	Steve Miller
										Linesman:	Tim Nowak

3 Stars picked by: PANEL OF PHILA. SPORTSWRITERS



VISITOR

## Event Summary

HOME



0

PITTSBURGH  
PENGUINS

Game 12 Away Game 6

Game 0178  
 Wednesday, October 31, 2001  
 7:39 PM ET at First Union Center  
 Attendance 19,365  
 Final

3

PHILADELPHIA  
FLYERS

Game 12 Home Game 5

	PITTSBURGH PENGUINS	+/-	TOI	SHF	SHOTS					MS	FW	FL	F%	PN	PIM	HT	TK	GV	BS	
					1	2	3	OT	T											
1	G HEDBERG, JOHAN		0:00																	
30	G AUBIN, J-SEBASTIEN		60:00																1	
2	D MELCHAR, JOSEF	-1	18:58	24												2	1	1		
4	D WILSON, MIKE	F	12:55	20	1				1							1	1	1		
7	D FERENCE, ANDREW	E	18:08	26									2	4	1	2	3			
11	D KASPARAITIS, DARIUS	-1	23:35	28		1	1		2	1			1	2	5		2			
12	R TIBBETTS, WILLIAM	E	8:16	13								1	0	2	7	2		1		
14	C KRAFT, MILAN	E	15:18	20			1		1	1	6	6	50			1				
15	C PRIMEAU, WAYNE	-2	14:58	20		1			1	16	10	61	1	2	2			1		
16	C BEECH, KRIS	E	9:56	15	1	2			3		2	5	28					1		
17	C PETERSEN, TOBY	E	19:27	23	1	3	2		6	3	3	6	33				1	3		
20	C LANG, ROBERT	E	22:02	26		3	1		4	1	11	8	57			2		2		
24	R MORAN, IAN	-1	22:02	29			2		2								1	2		
25	L STEVENS, KEVIN	-2	13:44	18						1										
28	D ROZSIVAL, MICHAL	-1	22:03	26		2			2							1	1			
29	L OLIWA, KRZYSZTOF	E	5:27	8	1	1			2				1	5				1		
33	L LACOUTURE, DAN	E	14:23	20						1						1		2		
38	C IURDINA, JAN	L	21:21	23						1	2	100				1	1	1		
44	R RICHER, STEPHANE	E	13:10	18		1	1		2	1								1		
95	R MOROZOV, ALEXEI	-2	11:35	16		1			1	2						1		1		
	TEAM TOTALS	-10				6	13	8	0	27	12	40	36	53	7	20	19	6	17	12

	PHILADELPHIA FLYERS	+/-	TOI	SHF	SHOTS					MS	FW	FL	F%	PN	PIM	HT	TK	GV	BS	
					1	2	3	OT	T											
32	G CECHEMANEK, ROMAN		0:00																	
33	G BOUCHIER, BRIAN		60:00																5	
3	D MCGILLIS, DANIEL	E	27:50	24	2	1			3							6		2		
5	D JOHNSON, KIM	+2	25:00	26	1	2	1		4	1								2	3	
6	D THERIEN, CHRIS	+1	19:13	26		2	3		5	1						2		4	1	
8	R RECCHI, MARK	+1	22:29	27	2	1			3	1						2	2	1		
10	L LECLAIR, JOHN	+1	17:55	21		1			1	1						2	1	1		
12	L GAGNE, SIMON	+1	19:17	25		2			2	1							3	2	2	
14	R WILLIAMS, JUSTIN	+1	14:17	19														1	1	
19	L RANHEIM, PAUL	E	6:50	10		1			1			2	0	2	15					
22	D RICHARDSON, LUKE	E	21:44	22		1			1							1	1		1	
24	D MCALLISTER, CHRIS	+1	12:29	16						1						3		1	1	
25	C PRIMEAU, KEITH	+1	19:49	25						1	9	12	42	1	2			1		
26	L FEDOTENKO, RUSLAN	E	13:04	21		1	1		2				1	2		1		1		
27	L HLAVAC, JAN	E	8:48	12						2										
29	L FEDORUK, TODD	F	7:37	15										2	10	3				
39	C MURRAY, MARTY	E	15:38	23		1	1		2		12	12	50			1	1	1	1	
42	D ST. JACQUES, BRUNO	E	13:44	19			1		1							4		2		
55	R BRENDL, PAVEL	E	7:00	9						1		4	0					2		
97	C ROBNICK, JEREMY	+1	18:43	23		1	1		3	2	15	10	60					2		
	TEAM TOTALS	+10				8	12	8	0	28	12	36	40	47	6	29	24	11	25	10

TOI=Time On Ice SHF=# of Shifts MS=Missed Shots FW=Faceoffs Won FL=Faceoffs Lost F%=Faceoff Win Percentage  
 PN=Number of Penalties PIM=Penalty Minutes HT=Hits Given TK=Takeaways GV=Giveaways BS=Blocked Shots



VISITOR

Faceoff Comparison

HOME



Game 0178  
 Wednesday, October 31, 2001  
 7:39 PM ET at First Union Center  
 Attendance 19,365  
 Final

3



PITTSBURGH  
 PENGUINS  
 Game 12 Away Game 6

PHILADELPHIA  
 FLYERS  
 Game 12 Home Game 5

PITTSBURGH PENGUINS			PHILADELPHIA FLYERS					TOTAL
		Zone	19	25	39	55	97	
12	R	HIBBETTS, WILLIAM	T		0-1			0-1
			O		0-1			0-1
			D					
			N					
14	C	KRAFT, MILAN	T		2-4	3-4		1-4
			O			1-1		0-3
			D		1-1	1-1		2-2
			N		1-3	1-2		1-1
15	C	PRIMEAU, WAYNE	T	2-2	3-5	5-6	2-2	4-11
			O			1-1	1-1	1-2
			D	2-2	3-3	4-5		2-7
			N		0-2		1-1	1-2
16	C	BEECH, KRIS	T			1-4		1-3
			O			1-3		1-2
			D					
			N			0-1		0-1
17	C	PETERSEN, TOBY	T		3-6	0-1		0-2
			O		2-2			
			D		0-1	0-1		0-2
			N		1-3			
20	C	LANG, ROBERT	T		4-6	2-7	2-2	3-4
			O			1-2		0-1
			D		3-4	1-3	2-2	2-2
			N		1-2	0-2		1-1
38	C	HRDINA, JAN	T			1-1		1-1
			O			1-1		
			D					
			N					1-1
		TOTAL	T					40-76
			O					10-20
			D					21-34
			N					9-22

VISITOR

**Time On Ice Breakdown**

HOME



0

Game 0178  
 Wednesday, October 31, 2001  
 7:39 PM ET at First Union Center

3



**PITTSBURGH PENGUINS**  
 Game 12 Away Game 6

Attendance 19,365  
 Final

**PHILADELPHIA FLYERS**  
 Game 12 Home Game 5

PITTSBURGH PENGUINS		TOI	PP	SH	EV
1	G HEDBERG, JOHAN	0:00	0:00	0:00	0:00
30	G AUBIN, J-SEBASTIEN	60:00	6:35	7:08	46:17
2	D MELICHAR, JOSEF	18:58	0:00	2:15	16:43
4	D WILSON, MIKE	12:55	0:13	0:32	12:10
7	D FERENCIC, ANDREW	18:08	3:49	1:33	12:46
11	D KASPARAITIS, DARIUS	23:35	2:46	3:54	16:55
12	R TIBBETTS, WILLIAM	8:16	1:11	0:00	7:05
14	C KRAFT, MILAN	15:18	2:57	0:00	12:21
15	C PRIMEAU, WAYNE	14:58	0:00	0:12	14:16
16	C BEECH, KRIS	9:56	0:13	0:00	9:43
17	C PETERSEN, TOBY	19:27	3:49	3:06	12:32
20	C LANG, ROBERT	22:02	3:30	2:43	15:49
24	R MORAN, IAN	22:02	2:16	2:19	16:27
25	L STEVENS, KEVIN	13:44	2:43	0:00	11:01
28	D ROZSIVAL, MICHAL	22:03	3:36	2:15	16:12
29	L POLIWA, KRZYSZTOF	5:27	0:13	0:00	5:14
33	L LACOUTURE, DAN	14:23	0:00	3:34	10:49
38	C HRDINA, IAN	21:21	3:15	4:11	13:55
44	R RICHTER, STEPHANE	13:10	1:54	0:00	11:16
95	R MOROZOV, ALEXEI	11:35	0:00	0:00	11:35

PHILADELPHIA FLYERS		TOI	PP	SH	EV
32	G CECHEMANEK, ROMAN	0:00	0:00	0:00	0:00
33	G BOUCHER, BRIAN	60:00	7:08	6:35	46:17
3	D MCGILLIS, DANIEL	27:50	6:10	3:37	18:03
5	D JOHNSON, KIM	25:00	5:52	2:58	16:10
6	D THERIEN, CHRIS	19:13	1:18	2:58	14:57
8	R RECCHI, MARK	22:29	4:17	2:32	15:40
10	L LECLAIR, JOIN	17:55	4:07	0:00	13:48
12	L GAGNE, SIMON	19:17	2:49	1:53	14:35
14	R WILLIAMS, JUSTIN	14:17	1:47	0:00	12:30
19	L RANHEIM, PAUL	6:50	0:00	0:55	5:55
22	D RICHARDSON, LUKE	21:44	0:00	3:37	18:07
24	D MCATEE, CHRIS	12:29	0:00	0:00	12:29
25	C PRIMEAU, KEITH	19:49	2:58	2:02	14:49
26	L FEDOTENKO, RUSLAN	13:04	0:03	1:54	11:07
27	L HLAVAC, JAN	8:48	0:03	0:00	8:45
29	L FEDORUK, TODD	7:37	0:07	0:05	7:25
39	C MURRAY, MARTY	15:38	0:03	2:40	12:55
42	D ST. JACQUES, BRUNO	13:44	0:56	0:00	12:48
55	R BRENDL, PAVEL	7:00	1:01	0:00	5:59
97	C KOENICK, JEREMY	18:43	4:07	1:09	13:27

VISITOR

Game Summary

HOME



1

Game 0184  
 Thursday, November 1, 2001  
 7:08 PM ET at Mellon Arena  
 Attendance 14,763  
 Final

3



TORONTO MAPLE LEAFS  
 Game 13 Away Game 7

PITTSBURGH PENGUINS  
 Game 13 Home Game 7

SCORING SUMMARY

G	Per	Time	Team	Goal Scorer	Assist	Assist	TOR	PIT	STR
1	1	13:10	TOR	D. YUSHKEVICH (2)	D. TUCKER (8)		36 16 39 31 27 24	1 33 29 23 14 7	EV
2	2	10:40	PIT	S. RICHER (4)	K. BEECH (5)	J. JAKOPIN (1)	8 39 36 31 28 16	44 1 95 23 16 7	EV
3	2	17:41	PIT	J. HRDINA (2)	R. LANG (3)	T. PETERSEN (2)	3 89 44 31 21 7	38 1 28 20 17 2	EV
4	3	2:14	PIT	R. LANG (6)	T. PETERSEN (3)	J. HRDINA (3)	2 89 31 21 8 7	20 1 38 24 17 7	EV

TORONTO MAPLE LEAFS

PITTSBURGH PENGUINS

#	Per	Time	Player	PIM	Penalty	#	Per	Time	Player	PIM	Penalty
1	2	12:28	21 W. BELAK	2:00	Slashing	1	2	7:26	7 A. FERENCE	2:00	Hooking
2	2	18:27	21 R. REICHEL	2:00	Roughing	2	2	13:18	Team	2:00	Too many men/ice - bench
3	3	6:40	28 T. DOMI	5:00	Fighting (maj)	3	3	6:40	33 D. LACOUTURE	5:00	Fighting (maj)
						4	3	9:56	2 J. MELICHAR	2:00	Interference - Obstruction
						5	3	13:31	15 W. PRIMEAU	2:00	Hooking

GOALS BY PER.

SHOTS ON GOAL

PENALTIES-MIN

POWERPLAY (GOALS-OPP)

ZONE TIME

	TOR	PIT	TOR	PIT	TOR	PIT	TOR	PIT	TOR	PIT	TOR	PIT	Neutral
1	1	0	10	5	0-0	0-0	1	0-0	0-0	1	7:51	6:52	5:17
2	0	2	4	8	2-4	2-4	2	0-2	0-2	2	8:11	7:34	4:15
3	0	1	13	7	1-5	3-9	3	0-2	0-0	3	6:14	10:11	3:35
T	1	3	27	18	3-9	5-13	T	0-4	0-2	T	22:16	24:37	13:07
							Time	6:50	2:50				

GOALIES (GOALS-SHOTS AGAINST)

THREE STARS

OFFICIALS

	1	2	3	T	Time	1 PIT	20	R. LANG	Referee:	Michael McGeough
TOR(T.) JOSEPH	0-3	2-8	1-7	3-18	59:44	2 PIT	38	J. HRDINA	Referee:	Scott Zelkin
PIT(W) HEDBERG	1-10	0-4	0-13	1-27	60:00	3 PIT	1	J. HEDBERG	Linesman:	Danny McCourt
									Linesman:	Andy McElman

3 Stars picked by: Media at Mellon Arena

VISITOR

Event Summary

HOME



1

Game 0184  
 Thursday, November 1, 2001  
 7:08 PM ET at Mellon Arena  
 Attendance 14,763  
 Final

3



TORONTO MAPLE LEAFS  
 Game 13 Away Game 7

PITTSBURGH PENGUINS  
 Game 13 Home Game 7

	TORONTO MAPLE LEAFS	+/-	TOI	SHF	SHOTS					MS	FW	FL	F%	PN	PIM	HT	TK	GV	BS	
					1	2	3	OT	T											
31	G JOSEPH, CURTIS		59:44																	
35	G SCHWAB, COREY		0:00																	
2	D BELAK, WADE	-1	14:31	20						1				1	2	1				
3	D MANSON, DAVE	-1	17:53	19												1			1	
7	L ROBERTS, GARY	-2	15:46	19	1					1						3				
8	D BERG, AKI	-2	17:05	22	1	1	1		3	1										
11	C ANTROPOV, NIK	E	6:01	8						1										
13	C SUNDIN, MATS	E	19:08	18		1	1		2	1	12	9	57			1	1	1		
14	R HOGLUND, JONAS	E	18:35	18	1		3		4	1						1		2		
16	C TUCKER, DARCY	E	18:15	20			1		1	1										
18	C MCCAULEY, ALYN	E	11:46	14							4	5	44							
19	R RENBERG, MIKAEL	E	19:01	18	3	1			4	1						1				
21	C REICHEL, ROBERT	-2	15:29	19		1	1		2	1	6	5	54	1	2	1				
24	D MCCABE, BRYAN	+1	22:52	22			1		1							2				
27	L CORSON, SHAYNE	+1	14:47	18												2				
28	R DOMI, TIE	-1	6:00	9	1				1					1	5	2				
36	D YUSHKEVICH, DMITRY	E	25:35	23	1		1		2	2						2				
39	C GREEN, TRAVIS	E	16:16	19	1				1	2	8	5	61			1		1		
44	D ERIKSSON, ANDERS	-1	19:37	21			3		3	1									4	
89	R MOGLNY, ALEXANDER	-2	17:08	20	1		1		2	2						2				
	TEAM TOTALS	-10				10	4	13	0	27	15	30	24	56	3	9	20	1	4	5

	PITTSBURGH PENGUINS	+/-	TOI	SHF	SHOTS					MS	FW	FL	F%	PN	PIM	HT	TK	GV	BS	
					1	2	3	OT	T											
1	G HEDBERG, JOHAN		60:00																1	
30	G AUBIN, J-SEBASTIEN		0:00																	
2	D MELICHAR, JOSEF	+1	20:12	24			1		1					1	2	1			3	
7	D FERENCE, ANDREW	+1	18:08	25		2			2					1	2	2				
11	D KASPARAITIS, DARIUS	E	21:50	31												3			3	
12	R TIBBETTS, WILLIAM	E	13:30	18	1	1			2		2	0				3	1			
14	C KRAFT, MILAN	-1	10:20	14							4	5	44							
15	C PRIMEAU, WAYNE	E	15:28	23			1		1		4	7	36	1	2				1	
16	C BEECH, KRIS	+1	16:04	19		1			1	1	3	3	50			2				
17	C PETERSEN, TOBY	+2	19:15	25			1		1	2	6	1	85					1	1	
20	C LANG, ROBERT	+2	20:47	23			2		2		7	10	41			1	1			
23	D JAKOPIN, JOHN	E	16:55	23												7			1	
24	R MORAN, IAN	+1	21:14	30		1			1	2							1			
25	L STEVENS, KEVIN	E	11:11	17						1						4				
28	D ROZSIVAL, MICHAL	+1	22:03	27	1				1	1						1			1	
29	I OIWA, KRZYSZTOF	-1	7:46	12			1		1							1				
33	L LACOUTURE, DAN	-1	11:20	14						1				1	5	1			1	
38	C HRDINA, JAN	+2	19:57	26		1			1	1	2	0				2			1	
44	R RICHER, STEPHANE	+1	12:18	19	1	2	1		4										1	
95	R MOROZOV, ALEXHI	+1	13:36	18						1						2				
	Team Penalty		0:00											1	2					
	TEAM TOTALS	+10				3	8	7	0	18	10	24	30	44	5	13	30	3	4	11

TOI=Time On Ice SHF=# of Shifts MS=Missed Shots FW=Faceoffs Won FL=Faceoffs Lost F%=Faceoff Win Percentage  
 PN=Number of Penalties PIM=Penalty Minutes HT=Hits Given TK=Takeaways GV=Giveaways BS=Blocked Shots

VISITOR

Faceoff Comparison

HOME



1

Game 0184  
 Thursday, November 1, 2001  
 7:08 PM ET at Mellon Arena  
 Attendance 14,763  
 Final

3



TORONTO MAPLE LEAFS  
 LEAFS  
 Game 13 Away Game 7

PITTSBURGH PENGUINS  
 PENGUINS  
 Game 13 Home Game 7

TORONTO MAPLE LEAFS		Zone	PITTSBURGH PENGUINS							TOTA
			12	14	15	16	17	20	38	
13	C SUNDIN, MATS	T		2-2			1-3	8-15	1-1	12-21
		O		2-2			0-2	3-6	1-1	6-11
		D					1-1	1-1		2-2
		N						4-8		4-8
18	C MCCAULEY, ALYN	T	1-1	2-4			0-3	1-1		4-9
		O		0-1			0-1	1-1		1-3
		D		2-2			0-1			2-3
		N	1-1	0-1			0-1			1-3
21	C REICHEL, ROBERT	T			3-4	2-5	0-1	1-1		6-11
		O			2-2	1-1		1-1		4-4
		D			1-1	1-1	0-1			2-3
		N			0-1	0-3				0-4
39	C GREEN, TRAVIS	T	1-1	1-3	4-7	1-1			1-1	8-13
		O	1-1		3-4				1-1	5-6
		D		0-1	0-1					0-2
		N		1-2	1-2	1-1				3-5
	TOTAL	T								30-54
		O								16-24
		D								6-10
		N								8-20

PITTSBURGH PENGUINS		Zone	TORONTO MAPLE LEAFS				TOTA
			13	18	21	39	
12	R HIBBETTS, WILLIAM	T		0-1		0-1	0-2
		O					
		D				0-1	0-1
		N		0-1			0-1
14	C KRAFT, MILAN	T	0-2	2-4		2-3	4-9
		O		0-2		1-1	1-3
		D	0-2	1-1			1-3
		N		1-1			2-3
15	C PRIMEAU, WAYNE	T			1-4	3-7	4-11
		O			0-1	1-1	1-2
		D			0-2	1-4	1-6
		N			1-1	1-2	2-3
16	C BEECH, KRIS	T			3-5	0-1	3-6
		O			0-1		0-1
		D			0-1		0-1
		N			3-3	0-1	3-4
17	C PETERSEN, TOBY	T	2-3	3-3	1-1		6-7
		O	0-1	1-1	1-1		2-3
		D	2-2	1-1			3-3
		N		1-1			1-1
20	C LANG, ROBERT	T	7-15	0-1	0-1		7-17
		O	0-1				0-1
		D	3-6	0-1	0-1		3-8
		N	4-8				4-8
38	C HRDINA, JAN	T	0-1			0-1	0-2
		O					
		D	0-1			0-1	0-2
		N					
	TOTAL	T					24-54
		O					4-10
		D					8-24
		N					12-20

VISITOR



1

TORONTO MAPLE  
LEAFS

Game 13 Away Game 7

## Time On Ice Breakdown

Game 0184  
Thursday, November 1, 2001  
7:08 PM ET at Mellon Arena  
Attendance 14,763  
Final

HOME



3

PITTSBURGH  
PENGUINS

Game 13 Home Game 7

		TORONTO MAPLE LEAFS	TOI	PP	SH	EV
31	G	JOSEPH, CURTIS	59:44	6:50	2:50	50:04
35	G	SCHWAB, COREY	0:00	0:00	0:00	0:00
2	D	BELAK, WADE	14:31	0:12	0:00	14:19
3	D	MANSON, DAVE	17:53	0:58	0:38	16:17
7	L	ROBERTS, GARY	15:46	2:38	0:01	13:07
8	D	BERG, AKI	17:05	0:44	0:00	16:21
11	C	ANTROPOV, NIK	6:01	0:00	0:00	6:01
13	C	SUNDIN, MATS	19:08	3:24	0:00	15:44
14	R	HOGLUND, JONAS	18:35	3:24	0:00	15:11
16	C	TUCKER, DARCY	18:15	0:25	2:11	15:39
18	C	MCCAULEY, ALYN	11:46	2:42	2:12	6:52
19	R	RENBERG, MIKAEL	19:01	3:33	0:00	15:28
21	C	REICHEL, ROBERT	15:29	2:38	0:00	12:51
24	D	MCCABE, BRYAN	22:52	3:12	2:12	17:28
27	L	CORSON, SHAYNE	14:47	0:02	0:38	14:07
28	R	DOMI, TIE	6:00	0:00	0:00	6:00
36	D	YUSHKEVICH, DMITRY	25:35	2:48	2:22	20:25
39	C	GREEN, TRAVIS	16:16	0:43	0:38	14:55
44	D	ERIKSSON, ANDERS	19:37	3:20	0:28	15:49
89	R	MOGILNY, ALEXANDER	17:08	3:24	0:00	13:44

		PITTSBURGH PENGUINS	TOI	PP	SH	EV
1	G	HEDBERG, JOHAN	60:00	2:50	6:50	50:20
30	G	AUBIN, J-SPEASTEN	0:00	0:00	0:00	0:00
2	D	MELICHAR, JOSEF	20:12	0:00	2:40	17:32
7	D	ERENCE, ANDREW	18:08	1:06	0:42	16:20
11	D	KASPARAITIS, DARIUS	21:50	1:31	3:25	16:54
12	R	HIBBETS, WILLIAM	13:30	0:00	0:00	13:30
14	C	KRAFT, MILAN	10:20	1:00	0:00	9:20
15	C	PRIMEAU, WAYNE	15:28	0:00	1:17	14:11
16	C	BEECH, KRIS	16:04	0:00	0:04	16:00
17	C	PETERSEN, TOBY	19:15	1:34	2:58	14:43
20	C	LANG, ROBERT	20:47	1:56	3:56	14:55
23	D	JAKOPIN, JOHN	16:55	0:00	0:02	16:53
24	R	MORAN, IAN	21:14	1:43	3:44	15:47
25	L	STEVENS, KEVIN	11:11	1:16	0:01	9:54
28	D	ROZSIVAL, MICHAL	22:03	1:19	3:04	17:40
29	L	OLIWA, KRZYSZTOF	7:46	0:00	0:00	7:46
33	L	LACOUTURE, DAN	11:20	0:00	2:31	8:49
38	C	HRDINA, IAN	19:57	1:50	2:55	15:12
44	R	RICHER, STEPHANE	12:18	0:55	0:00	11:23
95	R	MOROZOV, ALEXEI	13:36	0:00	0:00	13:36



1

# Game Summary

Game 0202  
Saturday, November 3, 2001  
7:38 PM ET at Mellon Arena  
Attendance 17,148  
Final

2



TAMPA BAY LIGHTNING  
Line 13 Away Game 8

PITTSBURGH PENGUINS  
Game 14 Home Game 8

This NHL Game Report is provided courtesy of the NHL to members of the credentialed media for their exclusive use for news and editorial purposes only and not for any commercial purpose. Any reproduction, use or distribution of this material for a commercial purpose without the express written permission of the NHL is prohibited.

### SCORING SUMMARY

G	Per	Time	Team	Goal Scorer	Assist	Assist	T.B	PIT	STR
1	1	4:50	PIT	A. MOROZOV (1)	K. BEECH (6)	B. TIBBETTS (1)	4 44 43 35 20 7	95 1 24 16 12 11	EV
2	2	15:49	T.B	V. LECAVALIER (1)	J. CULLIMORE (1)	P. KUBINA (5)	4 36 25 13 9 5	1 38 24 20 17 11	EV
3	4	1:51	PIT	B. TIBBETTS (1)	K. BEECH (7)	D. KASPARAITIS (3)	2 35 26 21 20	12 1 28 16 7	EV

### TAMPA BAY LIGHTNING

#	Per	Time	Player	PIM	Penalty
1	1	10:27	36 M. BARNABY	2:00	Slashing
2	1	19:42	5 J. CULLIMORE	2:00	Holding
3	2	5:37	20 V. PROSPAL	2:00	Tripping
4	2	9:31	27 T. TAYLOR	2:00	Cross check
5	2	9:31	27 T. TAYLOR	5:00	Fighting (maj)
6	2	19:47	21 C. SARICH	2:00	Hi stick
7	3	9:48	33 F. MODIN	2:00	Cross check
8	3	13:33	44 N. PRATT	2:00	Interference - Obstruction
9	3	16:32	7 B. CLYMER	2:00	Roughing

### PITTSBURGH PENGUINS

#	Per	Time	Player	PIM	Penalty
1	1	0:25	12 B. TIBBETTS	2:00	Tripping
2	1	7:00	23 J. JAKOPIN	2:00	Holding
3	2	9:31	23 J. JAKOPIN	5:00	Fighting (maj)
4	2	9:31	23 J. JAKOPIN	2:00	Roughing
5	2	17:24	25 K. STEVENS	2:00	Slashing
6	3	9:38	7 A. FERENCE	2:00	Holding
7	3	9:48	24 I. MORAN	2:00	Roughing

#### GOALS BY PER.

	T.B	PIT
1	0	1
2	1	0
3	0	0
4	0	1
T	1	2

#### SHOTS ON GOAL

	T.B	PIT
1	10	5
2	15	9
3	5	15
4	0	1
T	30	30

#### PENALTIES-MIN

	T.B	PIT
1	2-4	2-4
2	4-11	3-9
3	3-6	2-4
4	0-0	0-0
T	9-21	7-17

#### POWERPLAY (GOALS-OPP)

	T.B	PIT
1	0-2	0-2
2	0-1	0-2
3	0-1	0-2
4	0-0	0-0
T	0-4	0-6
Time	8:00	12:00

#### ZONE TIME

	T.B	PIT	Neutral
1	8:10	8:25	3:25
2	8:09	7:38	4:13
3	7:40	8:17	4:03
4	0:40	0:53	0:18
T	24:39	25:13	11:59

#### GOALIES (GOALS-SHOTS AGAINST)

	1	2	3	OT	T	Time
T.B(L) KHABIBULIN	1-5	0-9	0-15	1-1	2-30	61:16
PIT(W) HEDBERG	0-10	1-15	0-5	0-0	1-30	61:51

#### THREE STARS

1 PIT	1 J. HEDBERG
2 PIT	16 K. BEECH
3 PIT	12 B. TIBBETTS

by: Media at Mellon Arena

#### OFFICIALS

Referee:	Harry Dumas
Referee:	Rob Shick
Linesman:	Danny McCourt
Linesman:	Andy McElman



1

# Event Summary

Game 0202  
Saturday, November 3, 2001  
7:38 PM ET at Mellon Arena  
Attendance 17,148  
Final

HOME

2



TAMPA BAY LIGHTNING  
Game 13 Away Game 8

PITTSBURGH PENGUINS  
Game 14 Home Game 8

This NHL Game Report is provided courtesy of the NHL to members of the credentialed media for their exclusive use for news and editorial purposes only and not for any commercial purpose. Any reproduction, use or distribution of this material for a commercial purpose without the express written permission of the NHL is prohibited.

		TAMPA BAY LIGHTNING		SHF	SHOTS					MS	FW	FL	F%	PN	PIM	HT	TK	GV	BS	
		+/ -	TOI		1	2	3	OT	T											
35	G	KHABIBULIN, NIKOLAI		61:16																
80	G	WEEKES, KEVIN		0:00																
2	D	NECKAR, STAN	-1	19:31	25											1		1		
4	C	LECAVALIER, VINCENT	E	16:19	19	2	1	1		4	1	7	11	38					1	
5	D	CULLIMORE, JASSEN	+1	20:31	28	1				1					1	2	1		2	
7	D	CLYMER, BEN	-1	21:06	26		2			2		1	0	1	2	3				
9	C	HOLZINGER, BRIAN	+1	8:23	13		1	1		2		2	3	40						
13	D	KUBINA, PAVEL	+1	25:26	32					1						1	1	1	3	
15	R	ALEXEEV, NIKITA	E	6:23	11															
16	C	YLONEN, JUHA	E	9:53	18					1	1	5	16						1	
19	C	RICHARDS, BRAD	E	20:57	23	1	4	2		7	1	1	8	11						
20	C	PROSPAL, VACLAV	-2	14:38	18	1	2			3	1				1	2	1		1	
21	D	SARICH, CORY	-1	20:23	25										1	2	3			
25	L	ANDREYCHUK, DAVE	+1	12:35	16	1	1			2		7	5	58		1			2	
26	C	ST. LOUIS, MARTIN	-1	22:09	29		1			1									1	
27	C	TAYLOR, TIM	E	16:00	28	1	1			2		10	7	58	2	7	2	1		
33	L	MODIN, FREDRIK	E	23:30	28	2	2			4	6	1	2	33	1	2				
36	R	BARNABY, MATTHEW	+1	9:10	14	1		1		2	1		1	0	1	2		1	1	
43	D	BIRON, MATHIEU	-1	13:19	17						2					1			3	
44	D	PRATT, NOLAN	-1	15:36	18						1				1	2	1		2	
		TEAM TOTALS	-3			10	15	5	0	30	15	29	43	40	9	21	15	3	2	17

		PITTSBURGH PENGUINS		SHF	SHOTS					MS	FW	FL	F%	PN	PIM	HT	TK	GV	BS	
		+/ -	TOI		1	2	3	OT	T											
1	G	HEDBERG, JOHAN		61:51																
30	G	AUBIN, J-SEBASTIEN		0:00																
2	D	MELICHAR, JOSEF	E	18:48	28														2	
7	D	FERENCE, ANDREW	+1	23:53	33			1		1					1	2	4			
11	D	KASPARAITIS, DARIUS	E	22:58	31					3						7			2	
12	R	TIBBETTS, BILLY	+2	17:36	22			1	1	2					1	2			2	
14	C	KRAFT, MILAN	E	10:16	16			1		1		9	5	64						
15	C	PRIMEAU, WAYNE	E	12:13	20							11	8	57		1			1	
16	C	BEECH, KRIS	+2	16:37	21	1	1			2		5	4	55						
17	C	PETERSEN, TOBY	-1	20:23	28		1	1		2	2	8	3	72				2	1	
20	C	LANG, ROBERT	-1	19:51	26			2		2		7	6	53						
23	D	JAKOPIN, JOHN	E	11:22	15						1				3	9	1		2	
24	R	MORAN, IAN	E	22:08	30	2	4	3		9	2				1	2		2		
25	L	STEVENS, KEVIN	E	14:07	19		1			1	1	1	1	50	1	2	2		2	
28	D	ROZSIVAL, MICHAL	+1	24:23	31											1		2		
29	L	OLIWA, KRZYSZTOF	E	4:51	5											1				
33	L	LACOUTURE, DAN	E	8:08	10											1				
38	C	HRDINA, JAN	-1	21:33	28		1	3		4		2	2	50		1			1	
44	R	RICHER, STEPHANE	E	15:03	20			3		3						2			1	
95	R	MOROZOV, ALEXEI	+1	14:33	21	2	1			3								1	1	
		TEAM TOTALS	4			5	9	15	1	30	9	43	29	60	7	17	22	0	7	13

TOI=Time On Ice SHF=# of Shifts MS=Missed Shots FW=Faceoffs Won FL=Faceoffs Lost F%=Faceoff Win Percentage  
PN=Number of Penalties PIM=Penalty Minutes HT=Hits Given TK=Takeaways GV=Giveaways BS=Blocked Shots







VISITOR

Game Summary

HOME



2

Game 0218  
Tuesday, November 6, 2001

2



7:11 PM ET at Entertainment and Sports Arena

Attendance 15,938

Final

PITTSBURGH  
PENGUINS  
Game 15 Away Game 7

CAROLINA  
HURRICANES  
Game 17 Home Game 12

SCORING SUMMARY

G	Per	Time	Team	Goal Scorer	Assist	Assist	PIT	CAR	STR
1	1	10:39	PIT	J. HRDINA (3)	T. PETERSEN (4)	R. LANG (4)	38 1 24 20 17 11	1 92 13 10 8 4	EV
2	2	15:31	PIT	S. RICHER (5)	K. STEVENS (4)	J. MELICHAR (2)	44 1 28 25 14 2	1 25 23 17 8 4	EV
3	3	1:42	CAR	S. WILLIS (1)	Unassisted		1 33 28 17 8 7	25 1 45 23 17 8	EV
4	3	19:19	CAR	J. ONEILL (11)	G. WESLEY (4)	M. MALIK (4)	1 25 24 17 14 11	92 2 24 17 10 5	EV

PITTSBURGH PENGUINS

CAROLINA HURRICANES

#	Per	Time	Player	PIM	Penalty	#	Per	Time	Player	PIM	Penalty
1	1	3:25	38 J. HRDINA	2:00	Tripping	1	1	0:47	63 J. VASICEK	2:00	Hooking
2	1	11:10	24 L. MORAN	2:00	Hi stick	2	2	1:36	26 E. COLE	2:00	Tripping
3	1	17:58	38 J. HRDINA	2:00	Tripping	3	2	5:59	19 C. DINGMAN	2:00	Board check
4	2	18:47	11 D. KASPARAITIS	2:00	Holding stick						
5	2	19:38	8 H. JONSSON	2:00	Board check						

GOALS BY PER.		SHOTS ON GOAL		PENALTIES-MIN		POWERPLAY (GOALS-OPP)		ZONE TIME							
	PIT	CAR	PIT	CAR	PIT	CAR	PIT	CAR	PIT	CAR	Neutral				
1	1	0	1	6	8	1	3-6	1-2	1	0-1	0-3	1	10:41	4:32	4:47
2	1	0	2	9	7	2	2-4	2-4	2	0-2	0-2	2	7:28	7:05	5:27
3	0	2	3	5	15	3	0-0	0-0	3	0-0	0-0	3	9:22	6:15	4:23
4	0	0	4	3	3	4	0-0	0-0	4	0-0	0-0	4	1:09	3:04	0:47
T	2	2	T	23	33	T	5-10	3-6	T	0-3	0-5	T	28:40	20:56	15:24
									Time	6:00	10:00				

GOALIES (GOALS-SHOTS AGAINST)

THREE STARS

OFFICIALS

		1	2	3	OT	T	Time	1 PIT	1	J. HEDBERG	Referee:	Dan O'Halloran
PIT(T)	HEDBERG	0-8	0-7	2-15	0-3	2-33	65:00	2 CAR	92	J. ONEILL	Referee:	Tim Peel
CAR(T)	IRBE	1-6	1-9	0-5	0-3	2-23	64:50	3 PIT	44	S. RICHER	Linesman:	Derek Amell
											Linesman:	Steve Miller

3 Stars picked by: media

VISITOR

## Event Summary

HOME



2

Game 0218

Tuesday, November 6, 2001

2



7:11 PM ET at Entertainment and Sports Arena

PITTSBURGH  
PENGUINS

Attendance 15,938

CAROLINA  
HURRICANES

Game 15 Away Game 7

Final

Game 17 Home Game 12

	PITTSBURGH PENGUINS	+/-	TOI	SHF	SHOTS					MS	FW	FL	F%	PN	PIM	HT	TK	GV	BS
					1	2	3	OT	T										
1	G HEDBERG, JOHAN		65:00																1
30	G AUBIN, J-SEBASTIEN		0:00																
2	D MELICHAR, JOSEF	+1	20:28	30		1	1		2	1									1
7	D FERENCE, ANDREW	-1	21:28	29						1						4			1
8	D JONSSON, HANS	-1	18:42	28						1				1	2	2		1	1
11	D KASPARAITIS, DARIUS	E	23:00	30			1	1	2					1	2	1			2
12	R FIBBETTS, BILLY	E	18:00	29	1				1	2	2	1	66			1			1
14	C KRAFT, MILAN	E	15:11	24	1	1			2		7	9	43						3
15	C PRIMEAU, WAYNE	E	13:36	25							8	8	50			4			
16	C BEECH, KRIS	E	18:07	25	1	1			3		3	10	23			1	1	2	1
17	C PETERSEN, TOBY	-1	21:59	35	1	2			3		2	5	28						1
20	C LANG, ROBERT	+1	18:00	27		1			1	1	7	7	50			1	1		
24	R MORAN, IAN	E	23:55	30										1	2		1		1
25	L STEVENS, KEVIN	E	14:03	20		1	1		2							3			
28	D ROZSIVAL, MICHAL	E	21:38	30												1			2
29	L OLIWA, KRZYSZTOF	E	1:49	3															
33	L LACOUTURE, DAN	-1	6:47	8															1
38	C HRDINA, IAN	+1	20:37	35	1		1		2	1	2	2	50	2	4	1	2		1
44	R RICHER, STEPHANE	+1	17:26	25		1			1							1	1	2	
95	R MOROZOV, ALEXEI	E	15:13	21	1	1	1		3	1						1			1
	TEAM TOTALS	E			6	9	5	3	23	6	31	42	42	5	10	21	7	7	15

	CAROLINA HURRICANES	+/-	TOI	SHF	SHOTS					MS	FW	FL	F%	PN	PIM	HT	TK	GV	BS
					1	2	3	OT	T										
1	G IRBE, ARTURS		64:50																1
35	G BARRASSO, TOM		0:00																
2	D WESLEY, GLEN	+1	22:29	30					1	1						2		2	2
4	D WARD, AARON	-2	22:11	25	1				1	2	1								1
5	D MALIK, MAREK	+1	25:45	30			4		4								1	2	1
7	D WALLIN, NICLAS	E	3:31	6															
8	D OZOLINSH, SANDIS	-1	26:15	29	1				1										1
10	C FRANCIS, RON	E	23:21	29		2	2		4	5	5	6	45						
13	L BATTAGLIA, BATES	-1	16:19	25	1	1	2		4	2		1	0			3	1		
16	L WESTLUND, TOMMY	E	7:38	9	1				1	1		1	0				2		1
17	C BRINDAMOUR, ROD	+1	21:18	27			1		1		14	7	66			1			1
19	L DINGMAN, CHRIS	E	4:49	6										1	2	1			1
23	L GELINAS, MARTIN	E	18:15	25			1		1							3	1	3	
24	R KAPANEN, SAMI	+1	21:29	24	1	1			2	2						3	1		
25	R WILLIS, SHANE	E	14:55	17			1		1	3						3	1		
26	L COLE, ERIK	E	12:32	16			1		1	1				1	2	4			
27	R ADAMS, CRAIG	E	3:48	5												1			
45	D TANABE, DAVID	+1	22:03	30	1	1			2	1									1
63	C VASICEK, JOSEF	E	20:15	23					1	1	2	13	6	68	1	2			
92	C ONEILL, JEFF	E	23:38	28	2	2	3		7	1	10	10	50			3			
	TEAM TOTALS	+1			8	7	15	3	33	19	42	31	58	3	6	24	7	11	7

TOI=Time On Ice SHF=# of Shifts MS=Missed Shots FW=Faceoffs Won FL=Faceoffs Lost F%=Faceoff Win Percentage  
PN=Number of Penalties PIM=Penalty Minutes HT=Hits Given TK=Takeaways GV=Giveaways BS=Blocked Shots

VISITOR

Faceoff Comparison

HOME



2

Game 0218

Tuesday, November 6, 2001

7:11 PM ET at Entertainment and Sports Arena

Attendance 15,938

Final

2



CAROLINA HURRICANES

Game 17 Home Game 12

PITTSBURGH PENGUINS  
Game 15 Away Game 7

© Copyright 2001, National Hockey League

2001-11-06-22.01.14

PITTSBURGH PENGUINS			CAROLINA HURRICANES						TOTAL
	Zone		10	13	16	17	63	92	
12	R	TIBBETTS, BILLY	T	0-1			2-2		2-3
			O	0-1			2-2		2-3
			D						
			N						
14	C	KRAFT, MILAN	T	2-3			0-1	4-9	1-3
			O					1-3	1-3
			D	1-2			0-1	2-3	
			N	1-1				1-3	
15	C	PRIMEAU, WAYNE	T	1-2		1-1	1-4	2-3	3-6
			O				0-1		0-1
			D	1-1			1-3	1-2	3-6
			N	0-1		1-1		1-1	
16	C	BEECH, KRIS	T	0-1			2-5	0-3	1-4
			O					0-1	1-1
			D						
			N	0-1			2-5	0-2	0-3
17	C	PETERSEN, TOBY	T				1-3	0-2	1-2
			O					0-1	0-1
			D						1-1
			N				1-3	0-1	
20	C	LANG, ROBERT	T	2-3	1-1		1-4	0-2	3-4
			O				0-1		0-1
			D	1-1			0-1	0-1	1-1
			N	1-2	1-1		1-2	0-1	2-3
38	C	HRDINA, JAN	T	1-1			0-2		1-1
			O	1-1					1-1
			D				0-2		1-1
			N						
		TOTAL	T						31-73
			O						6-16
			D						13-26
			N						12-31

VISITOR

## Time On Ice Breakdown

HOME



2

Game 0218

Tuesday, November 6, 2001

2



7:11 PM ET at Entertainment and Sports Arena

PITTSBURGH  
PENGUINS

Attendance 15,938

CAROLINA  
HURRICANES

Final

Game 15 Away Game 7

Game 17 Home Game 12

		PITTSBURGH PENGUINS		TOI	PP	SH	EV
1	G	HEDBERG, JOHAN		65:00	6:00	8:51	50:09
30	G	AUBIN, J-SEBASTIEN		0:00	0:00	0:00	0:00
2	D	MELICHAR, JOSEF		20:28	0:00	4:02	16:26
7	D	BERENCE, ANDREW		21:28	3:46	2:20	15:22
8	D	JONSSON, HANS		18:42	3:34	1:17	13:51
11	D	KASPARAITIS, DARIUS		23:00	0:50	3:25	18:45
12	R	TIBBETTS, BILLY		18:00	1:26	0:00	16:34
14	C	KRAFT, MILAN		15:11	0:00	0:08	15:03
15	C	PRIMEAU, WAYNE		13:36	1:18	2:31	9:47
16	C	BEECH, KRIS		18:07	1:26	0:00	16:41
17	C	PETERSEN, TOBY		21:59	3:09	4:20	14:30
20	C	LANG, ROBERT		18:00	3:16	4:00	10:44
24	R	MORAN, IAN		23:55	2:19	2:22	19:14
25	L	STEVENS, KEVIN		14:03	1:25	0:00	12:38
28	D	ROZSIVAL, MICHAL		21:38	1:31	3:07	17:00
29	L	OLIWA, KRZYSZTOF		1:49	0:00	0:00	1:49
33	L	LACOUTURE, DAN		6:47	0:00	4:57	1:50
38	C	HRDINA, JAN		20:37	3:09	1:40	15:48
44	R	RICHER, STEPHANE		17:26	1:25	0:07	15:54
95	R	MOROZOV, ALEXEI		15:13	1:26	0:00	13:47

		CAROLINA HURRICANES		TOI	PP	SH	EV
1	G	IRBE, ARTURS		64:50	8:51	6:00	49:59
35	G	BARRASSO, TOM		0:00	0:00	0:00	0:00
2	D	WESLEY, GLEN		22:29	0:10	2:13	20:06
4	D	WARD, AARON		22:11	0:18	4:27	17:26
5	D	MALIK, MAREK		25:45	0:00	4:14	21:31
7	D	WALLIN, NICLAS		3:31	0:00	0:00	3:31
8	D	OZOLINSH, SANDIS		26:15	5:53	0:06	20:16
10	C	FRANCIS, RON		23:21	7:07	0:00	16:14
13	L	BATTAGLIA, BATES		16:19	0:00	1:44	14:35
16	L	WESTLUND, TOMMY		7:38	0:00	3:00	4:38
17	C	BRIND'AMOUR, ROD		21:18	3:11	3:28	14:39
19	L	DINGMAN, CHRIS		4:49	0:00	0:00	4:49
23	L	GELINAS, MARTIN		18:15	1:44	2:43	13:48
24	R	KAPANEN, SAMI		21:29	7:05	0:00	14:24
25	R	WILLIS, SHANE		14:55	1:44	0:00	13:11
26	L	COLE, ERIK		12:32	0:00	0:00	12:32
27	R	ADAMS, CRAIG		3:48	0:00	0:00	3:48
45	D	TANABE, DAVID		22:03	3:40	1:00	17:23
63	C	VASICEK, JOSEF		20:15	6:16	0:00	13:59
92	C	O'NEILL, JEFF		23:38	7:07	0:00	16:31



VISITOR

## Event Summary

HOME



0

Game 0223

Wednesday, November 7, 2001

2



7:38 PM ET at National Car Rental Center

Attendance 16,164

Final

PITTSBURGH  
PENGUINS

Game 16 Away Game 8

FLORIDA  
PANTHERS

Game 15 Home Game 7

	PITTSBURGH PENGUINS	+/-	TOI	SHF	SHOTS					MS	FW	FL	F%	PN	PIM	HT	TK	GV	BS
					1	2	3	OT	T										
1	G HEDBERG, JOHAN		58:44																
30	G AUBIN, J-SEBASTIEN		0:00																
2	D MELICHAR, JOSEF	-1	16:21	21												2			1
7	D FERENCE, ANDREW	E	19:28	28	1		1		2					1	5				
8	D JONSSON, HANS	E	17:22	26	1				1	1								1	1
11	D KASPARAITIS, DARIUS	-1	22:18	27					1							3			
12	R TIBBETTS, BILLY	E	18:21	22	1	1	1		3	1		2	0			2			
14	C KRAFT, MILAN	E	16:15	26	1	1			2		6	8	42				1	1	
15	C PRIMEAU, WAYNE	E	10:45	15					1		7	4	63			1			
16	C BEECH, KRIS	E	19:20	24		1			1	1	4	6	40						
17	C PETERSEN, TOBY	-2	18:35	24		1	1		2	1		4	0						
20	C LANG, ROBERT	-2	19:34	28			1		1		8	8	50						
24	R MORAN, IAN	-1	23:52	26		1			1							1			1
25	L STEVENS, KEVIN	E	13:51	21					1										
28	D ROZSIVAL, MICHAL	-1	20:39	25			1		1							1			1
29	L OLIWA, KRZYSZTOF	E	5:53	7		1			1										
33	L LACOUTURE, DAN	E	9:19	14												1			
38	C HRDINA, JAN	-2	15:39	25		1			1					1	2				
44	R RICHER, STEPHANE	E	16:15	22															1
95	R MOROZOV, ALEXEI	E	13:15	19	1				1							1			1
	TEAM TOTALS	-10			5	7	5	0	17	7	25	32	44	2	7	12	1	4	4

	FLORIDA PANTHERS	+/-	TOI	SHF	SHOTS					MS	FW	FL	F%	PN	PIM	HT	TK	GV	BS
					1	2	3	OT	T										
1	G LUONGO, ROBERTO		60:00																
37	G KIDD, TREVOR		0:00																
3	D LAUS, PAUL	E	20:15	20		1			1					1	2	2		1	2
4	D HEDICAN, BRET	E	23:26	24	1	2			3	1						1			1
5	D NORTON, JEFF	+1	18:02	20		1			1					1	2	1		1	
8	L WORRELL, PETER	+1	12:01	15	1	1			2	1						1			
10	R BURE, PAVEL	+1	20:14	20		3			3	3				1	2		1		
11	L LINDSAY, BILL	E	13:00	17			1		1	1									
12	C JOKINEN, OLLI	E	10:36	14			1		1		1	1	50			1		1	
14	L HAGMAN, NIKLAS	+1	9:41	14			1		1	1						1	1	1	
16	C ADAMS, KEVYN	+1	15:42	21			2		2	1	9	3	75			1		1	
17	C JOHNSON, RYAN	E	14:40	20			1		1		5	7	41						
18	L NILSON, MARCUS	E	14:54	19			1		1	3	4	5	44	1	5	2	2		
22	R HUSELIUS, KRISTIAN	E	14:17	13	2		1		3	2									1
24	D SVEHLA, ROBERT	+1	21:58	21												6			
25	C KOZLOV, VIKTOR	+1	17:17	18		1			1	1	5	6	45			2	1		1
28	C WIEMER, JASON	+1	13:45	21	1	2	1		4		8	3	72			1			
39	R NOVOSELTSEV, IVAN	E	12:13	14		1	2		3					1	2	1			
45	D FERENCE, BRAD	+1	17:41	19		1			1					1	2	2			1
49	D WARD, LANCE	+1	15:37	18			1		1							2		1	1
	TEAM TOTALS	+10			5	13	12	0	30	14	32	25	56	6	15	24	5	7	5

TOI=Time On Ice SHF=# of Shifts MS=Missed Shots FW=Faceoffs Won FL=Faceoffs Lost F%=Faceoff Win Percentage  
PN=Number of Penalties PIM=Penalty Minutes HT=Hits Given TK=Takeaways GV=Giveaways BS=Blocked Shots





VISITOR

## Time On Ice Breakdown

HOME



0

Game 0223

Wednesday, November 7, 2001

2

PITTSBURGH  
PENGUINS

Game 16 Away Game 8

7:38 PM ET at National Car Rental Center

Attendance 16,164

Final

FLORIDA  
PANTHERS

Game 15 Home Game 7

		PITTSBURGH PENGUINS		TOI	PP	SH	EV
1	G	HEDBERG, JOHAN		58:44	8:09	2:00	48:35
30	G	AUBIN, J-SEBASTIEN		0:00	0:00	0:00	0:00
2	D	MELICHAR, JOSEF		16:21	0:00	0:51	13:30
7	D	PERENCE, ANDREW		19:28	3:49	0:00	15:39
8	D	JONSSON, HANS		17:22	2:11	0:00	13:11
11	D	KASPARAITIS, DARIUS		22:18	2:23	1:09	18:46
12	R	TIBBETTS, BILLY		18:21	2:11	0:00	16:10
14	C	KRAFT, MILAN		16:15	1:43	0:00	14:32
15	C	PRIMEAU, WAYNE		10:45	0:00	1:09	9:36
16	C	BEECH, KRIS		19:20	1:37	0:00	17:43
17	C	PETERSEN, TOBY		18:35	5:09	0:51	12:35
20	C	LANG, ROBERT		19:34	4:49	1:09	13:36
24	R	MORAN, IAN		23:52	4:12	1:09	18:31
25	L	STEVENS, KEVIN		13:51	1:16	0:00	12:35
28	D	ROZSIVAL, MICHAL		20:39	3:43	0:51	16:05
29	L	OLIWA, KRZYSZTOF		5:53	0:00	0:00	5:53
33	L	LACOUTURE, DAN		9:19	0:00	0:51	8:28
38	C	HRDINA, JAN		15:39	4:24	0:00	11:15
44	R	RICHER, STEPHANE		16:15	1:34	0:00	14:41
95	R	MOROZOV, ALEXEI		13:15	1:26	0:00	11:49

		FLORIDA PANTHERS		TOI	PP	SH	EV
1	G	LUONGO, ROBERTO		60:00	2:00	8:09	49:51
37	G	KIDD, TREVOR		0:00	0:00	0:00	0:00
3	D	LAUS, PAUL		20:15	0:00	1:18	18:57
4	D	HEDICAN, BRET		23:26	0:00	4:23	19:03
5	D	NORTON, JEFF		18:02	0:36	3:03	14:23
8	L	WORRELL, PETER		12:01	0:00	0:18	11:43
10	R	BURE, PAVEL		20:14	1:24	0:52	17:58
11	L	LINDSAY, BILL		13:00	0:00	1:29	11:31
12	C	JOKINEN, OLLI		10:36	0:00	0:46	9:50
14	L	HAGMAN, NIKLAS		9:41	0:36	0:12	8:53
16	C	ADAMS, KEVYN		15:42	0:00	4:12	11:30
17	C	JOHNSON, RYAN		14:40	0:00	2:59	11:41
18	L	NILSON, MARCUS		14:54	0:36	2:21	11:57
22	R	HUSELIUS, KRISTIAN		14:17	1:24	0:00	12:53
24	D	SVEHLA, ROBERT		21:58	0:36	4:26	16:56
25	C	KOZLOV, VIKTOR		17:17	1:24	0:18	15:35
28	C	WIEMER, JASON		13:45	1:24	3:09	9:12
39	R	NOVOSELTSEV, IVAN		12:13	0:36	0:00	11:37
45	D	PERENCE, BRAD		17:41	1:24	3:07	13:10
49	D	WARD, LANCE		15:37	0:00	0:05	15:32

VISITOR

Game Summary

HOME



2

Game 0248  
Saturday, November 10, 2001  
7:38 PM ET at Ice Palace

3



PITTSBURGH PENGUINS  
Game 17 Away Game 9

Attendance 18,812  
Final

TAMPA BAY LIGHTNING  
Game 16 Home Game 7

SCORING SUMMARY

G	Per	Time	Team	Goal Scorer	Assist	Assist	PIT	T.B.	STR
1	1	14:34	PIT	A. MOROZOV (2)	T. PETERSEN (5)	M. LEMIEUX (7)	95 8 66 30 20 17	2 35 27 5	PP
2	2	1:40	T.B.	V. LECAVALIER (2)	B. CLYMER (3)	J. CULLIMORE (2)	7 66 44 30 17 8	4 41 35 13 7 5	EV
3	2	4:38	PIT	W. PRIMEAU (1)	Penalty Shot		15	35	SH-PS
4	2	6:42	T.B.	J. YLONEN (1)	S. NECKAR (2)		8 95 66 44 30 24	16 2 44 35 27 9	EV
5	4	4:29	T.B.	V. PROSPAL (5)	B. RICHARDS (9)	B. CLYMER (4)	11 66 30 17	20 7 35 26 19	PP

PITTSBURGH PENGUINS

TAMPA BAY LIGHTNING

#	Per	Time	Player	PIM	Penalty	#	Per	Time	Player	PIM	Penalty
1	1	0:44	66 M. LEMIEUX	2:00	Roughing	1	1	0:44	44 N. PRATT	2:00	Roughing
2	1	4:27	12 B. TIBBETTS	2:00	Hi stick	2	1	10:16	20 V. PROSPAL	2:00	Tripping
3	2	3:41	11 D. KASPARAITIS	2:00	Tripping	3	1	13:37	44 N. PRATT	2:00	Slashing
4	2	18:03	8 H. JONSSON	2:00	Holding	4	1	13:37	25 D. ANDREYCHUK	10:00	Misconduct (10 min)
5	2	19:23	38 J. HRDINA	2:00	Hooking	5	1	14:06	13 P. KUBINA	2:00	Delay of game
6	3	8:53	15 W. PRIMEAU	2:00	Slashing	6	2	13:00	41 J. OLVESTAD	2:00	Tripping
7	3	19:04	66 M. LEMIEUX	2:00	Hi stick	7	3	12:15	4 V. LECAVALIER	2:00	Slashing
8	4	3:03	12 B. TIBBETTS	2:00	Slashing						

GOALS BY PER.

SHOTS ON GOAL

PENALTIES-MIN

POWERPLAY (GOALS-OPP)

ZONE TIME

	PIT		T.B.		PIT		T.B.		PIT		T.B.		PIT		T.B.		Neutral
1	1	0	1	10	7	1	2-4	5-18	1	1-3	0-1	1	6:01	10:08	3:51		
2	1	2	2	13	11	2	3-6	1-2	2	0-1	0-3	2	7:41	7:25	4:54		
3	0	0	3	7	10	3	2-4	1-2	3	0-1	0-2	3	8:33	7:10	4:17		
4	0	1	4	1	6	4	1-2	0-0	4	0-0	1-1	4	1:57	1:08	1:24		
T	2	3	T	31	34	T	8-16	7-22	T	1-5	1-7	T	24:12	25:51	14:26		
									Time	8:57	13:26						

GOALIES (GOALS-SHOTS AGAINST)

THREE STARS

OFFICIALS

	1	2	3	OT	T	Time	1 T.B.	20	V. PROSPAL	Referee:	Brad Watson
PIT(L) AUBIN	0-7	2-11	0-10	1-6	3-34	64:29	2 T.B.	35	N. KHABIBULIN	Referee:	Scott Zelkin
T.B(W) KHABIBULIN	1-10	1-13	0-7	0-1	2-31	65:00	3 PIT	30	J. AUBIN	Linesman:	Pat Dapuzzo
										Linesman:	Stephane Provost

3 Stars picked by: N A

VISITOR

Event Summary

HOME



2

Game 0248  
 Saturday, November 10, 2001  
 7:38 PM ET at Ice Palace  
 Attendance 18,812  
 Final

3



PITTSBURGH  
 PENGUINS  
 Game 17 Away Game 9

TAMPA BAY  
 LIGHTNING  
 Game 16 Home Game 7

PITTSBURGH PENGUINS		+/-	TOI	SHF	SHOTS					MS	FW	FL	F%	PN	PIM	HT	TK	GV	BS	
					1	2	3	OT	T											
1	G HEDBERG, JOHAN		0:00																	
30	G AUBIN, J-SEBASTIEN		64:29																	
2	D MELICHAR, JOSEF	E	18:26	25												2	1		2	
7	D FERENC, ANDREW	-1	17:25	22			1		1	2		1	0			1			1	
8	D JONSSON, TIAS	-2	16:37	23										1	2				1	
11	D KASPARAITIS, DARIUS	E	22:25	31		1			1					1	2	2	1	1	3	
12	R TIBBETTS, BILLY	E	14:29	20		3	1		4		1	2	33	2	4					
14	C KRAFT, MILAN	E	7:25	11	2		1		3	1	3	3	50				1			
15	C PRIMEAU, WAYNE	+1	8:33	13		1			1		3	2	60	1	2	1				
16	C DEECII, KRIS	E	14:13	20			1		2	1	7	4	63			1	1		1	
17	C PETERSEN, TOBY	-1	22:16	29	1	2			3		1	2	33						1	
20	C LANG, ROBERT	E	23:32	27					1	1	17	11	60						1	
24	R MORAN, IAN	-1	20:41	26		1	1	2	4	1									2	
25	L STEVENS, KEVIN	E	10:54	17	1	1			2	1						3				
28	D ROZSIVAL, MICHAL	E	23:46	27		1			1	1						2		2	1	
33	L LACOUTURE, DAN	E	10:12	11												1	1		1	
38	C HRDINA, JAN	E	17:07	25							1	3	25	1	2	1				
44	R RICHER, STEPHANE	-2	12:47	20		2			2		1		100				2	1	1	
66	C LEMIEUX, MARIO	-2	22:00	24		1	1		2	1	5	4	55	2	4	1				
95	R MOROZOV, ALEXEI	-1	17:38	21	4				4	1						1				
	TEAM TOTALS	-9			10	13	7	1	31	9	39	32	55	8	16	16	7	8	11	

TAMPA BAY LIGHTNING		+/-	TOI	SHF	SHOTS					MS	FW	FL	F%	PN	PIM	HT	TK	GV	BS
					1	2	3	OT	T										
35	G KHABIBULIN, NIKOLAI		64:29																
80	G WEEKES, KEVIN		0:00																
2	D NECKAR, STAN	+1	23:12	31	2				2									1	1
3	D LEDYARD, GRANT	E	5:31	7															1
4	C LECAVALIER, VINCENT	+1	22:18	26		1			1		10	10	50	1	2	2		1	
5	D CULLMORE, JASSEN	+1	21:49	29			1		1							5		1	
7	D CLYMER, BEN	+1	21:31	25	2				2	1								2	
9	C HOIZINGER, BRIAN	+1	4:22	8													2		1
13	D KUBINA, PAVEL	+1	27:32	29		1	1	1	3	1				1	2	1			1
16	C YLONEN, JUHA	+1	13:42	18		1			1	1	1	4	20			1	1		
19	C RICHARDS, BRAD	E	23:06	25		1	1	2	4	2	2	6	25						1
20	C PROSPAL, VACLAV	E	11:32	14		1	1	1	3	1	5	8	38	1	2				
25	I ANDREYCHUK, DAVE	E	11:26	14		2	1	1	4	2	7	3	70	1	10			2	
26	C ST. LOUIS, MARTIN	E	24:57	29		1	2		3	1								1	1
27	C TAYLOR, TIM	+1	11:58	16							7	8	46					1	
33	L MODIN, FREDRIK	E	22:37	26	3				4							2	2		1
36	R BARNABY, MATTHEW	E	8:39	12														1	
41	L OLVESTAD, JIMMIE	+1	15:59	20		2	2		4					1	2	2		2	
43	D BIRON, MATHEU	E	5:06	6		1			1									1	1
44	D PRAIT, NOLAN	+1	23:02	29			1		1	1				2	4				2
	TEAM TOTALS	+10			7	11	10	6	34	10	32	39	45	7	22	18	9	9	7

TOI=Time On Ice SHF=# of Shifts MS=Missed Shots FW=Faceoffs Won FL=Faceoffs Lost F%=Faceoff Win Percentage  
 PN=Number of Penalties PIM=Penalty Minutes HT=Hits Given TK=Takeaways GV=Giveaways BS=Blocked Shots



VISITOR

## Time On Ice Breakdown

HOME



2

Game 0248  
Saturday, November 10, 2001  
7:38 PM ET at Ice Palace  
Attendance 18,812  
Final

3



PITTSBURGH  
PENGUINS  
Game 17 Away Game 9

TAMPA BAY  
LIGHTNING  
Game 16 Home Game 7

		PITTSBURGH PENGUINS	TOI	PP	SH	EV
1	G	HEIDBERG, JOHAN	0:00	0:00	0:00	0:00
30	G	AUBIN, J-SEBASTIEN	64:29	8:29	12:46	43:14
2	D	MELICHAR, JOSEF	18:26	0:00	6:24	12:02
7	D	PERENCE, ANDREW	17:25	0:00	1:19	16:06
8	D	JONSSON, HANS	16:37	0:30	1:19	14:48
11	D	KASPARAITIS, DARIUS	22:25	2:28	1:32	15:25
12	R	TIBBETTS, BILLY	14:29	1:50	0:00	12:39
14	C	KRAFT, MILAN	7:25	0:00	0:00	7:25
15	C	PRIMEAU, WAYNE	8:33	0:00	2:07	6:26
16	C	BEECH, KRIS	14:13	1:55	0:00	12:18
17	C	PETERSEN, TOBY	22:16	6:01	5:47	10:28
20	C	LANG, ROBERT	23:32	6:39	5:36	11:17
24	R	MORAN, IAN	20:41	2:16	2:51	15:34
25	L	STEVENS, KEVIN	10:54	0:19	0:00	10:35
28	D	ROZIVAL, MICHAL	23:46	6:02	5:07	12:37
33	L	LACOUTURE, DAN	10:12	0:00	3:46	6:26
38	C	HRDINA, JAN	17:07	0:00	5:35	11:32
44	R	RICHER, STEPHANE	12:47	0:00	0:42	12:05
66	C	JEMMIX, MARIO	22:00	8:10	1:29	12:21
95	R	MOROZOV, ALEXEI	17:38	6:15	0:00	11:23

		TAMPA BAY LIGHTNING	TOI	PP	SH	EV
35	G	KHABIBULIN, NIKOLAI	64:29	12:46	8:29	43:14
80	G	WEEKES, KEVIN	0:00	0:00	0:00	0:00
2	D	NECKAR, STAN	23:12	0:00	4:59	18:13
3	D	LEDYARD, GRANT	5:31	0:09	0:25	4:57
4	C	LECAVALIER, VINCENT	22:18	7:35	0:05	14:38
5	D	CULLIMORE, JASSEN	21:49	0:44	3:33	17:32
7	D	CLYMER, BIN	21:31	5:02	3:15	13:14
9	C	HOLZINGER, BRIAN	4:22	0:00	0:00	4:22
13	D	KUBINA, PAVEL	27:32	5:04	2:40	19:48
16	C	YLONEN, JUHA	13:42	1:13	2:29	10:00
19	C	RICHARDS, BRAD	23:06	10:54	0:01	12:11
20	C	PROSPAL, VACLAV	11:32	2:54	0:00	8:38
25	L	ANDREYCHUK, DAVE	11:26	7:24	0:28	3:34
26	C	ST. LOUIS, MARTIN	24:57	6:15	2:24	16:18
27	C	TAYLOR, TIM	11:58	0:32	4:28	6:58
33	L	MODIN, FREDRIK	22:37	6:23	1:04	15:10
36	R	BARNABY, MATTHEW	8:39	1:10	0:11	7:18
41	L	OLVESTAD, JIMMIE	15:59	0:36	2:47	12:36
43	D	BIRON, MATHIEU	5:06	0:00	0:33	4:33
44	D	PRATTI, NOLAN	23:02	0:00	4:52	18:30

VISITOR

## Game Summary

HOME



5

Game 0260  
 Tuesday, November 13, 2001  
 8:08 PM ET at Continental Airlines Arena  
 Attendance 12,480  
 Final

1



NEW JERSEY  
 DEVILS

Game 15 Home Game 9

PITTSBURGH  
 PENGUINS  
 Game 18 Away Game 10

## SCORING SUMMARY

G	Per	Time	Team	Goal Scorer	Assist	Assist	PIT	N.J.	STR
1	2	9:07	N.J.	J. ARNOTT (7)	P. ELIAS (10)	P. SYKORA (7)	2 33 30 28 20	25 16 30 28 26 17	PP
2	2	10:42	PIT	A. KOVALEV (1)	A. MOROZOV (3)	K. BEECH (8)	27 11 95 30 24 16	3 30 23 21 11 7	EV
3	2	19:51	PIT	A. MOROZOV (3)	B. TIBBETTS (2)	K. BEECH (9)	95 11 30 24 16 12	4 30 23 21 11 5	EV
4	3	9:56	PIT	A. KOVALEV (2)	R. LANG (5)	M. LEMIEUX (8)	27 7 66 30 20 8	4 30 28 16 15 12	EV
5	3	11:29	PIT	A. MOROZOV (4)	M. LEMIEUX (9)	T. PETERSEN (6)	95 12 66 30 28 17	4 30 20 12 5	PP
6	3	18:31	PIT	A. KOVALEV (3)	A. MOROZOV (4)	L. MORAN (4)	27 11 95 30 24	4 28 26 25 17 16	SH-EN

## PITTSBURGH PENGUINS

## NEW JERSEY DEVILS

#	Per	Time	Player	PIM	Penalty	#	Per	Time	Player	PIM	Penalty
1	1	18:43	15 W. PRIMLAW	2:00	Hi stick	1	3	5:08	3 K. DANEYKO	2:00	Hi stick
2	2	8:14	24 J. MORAN	2:00	Holding stick	2	3	10:50	7 A. ZYUZIN	2:00	Hi stick
3	2	12:27	14 M. KRAFT	2:00	Holding						
4	3	15:08	8 H. JONSSON	2:00	Hi stick						
5	3	15:08	8 H. JONSSON	2:00	Hi stick						

## GOALS BY PER.

## SHOTS ON GOAL

## PENALTIES-MIN

## POWERPLAY (GOALS-OPP)

## ZONE TIME

	PIT	N.J.	PIT	N.J.	PIT	N.J.	PIT	N.J.	PIT	N.J.	Neutral	
1	0	0	1	3	10	1	0-0	0-1	1	8:32	7:36	3:52
2	2	1	2	4	8	2	0-0	1-2	2	8:04	5:38	6:18
3	3	0	3	11	8	3	2-4	0-2	3	9:50	6:16	3:54
T	5	1	T	18	26	T	5-10	2-4	T	26:26	19:30	14:04
							Time	2:39	8:53			

## GOALIES (GOALS-SHOTS AGAINST)

## THREE STARS

## OFFICIALS

		1	2	3	T	Time	1 PIT	30	J. AUBIN	Referee:	Paul Devorski
PIT(W)	AUBIN	0-10	1-8	0-8	1-26	59:57	2 PIT	95	A. MOROZOV	Referee:	Kelly Sutherland
N.J.(L)	BRODEUR	0-3	2-4	2-10	4-17	58:41	3 PIT	27	A. KOVALEV	Linesman:	Brad Kovachik
N.J.	EMPTY NET	0-0	0-0	1-1	1-1					Linesman:	Brian Murphy

3 Stars picked by: ATTENDING MEDIA

VISITOR

## Event Summary

HOME



5

Game 0260  
 Tuesday, November 13, 2001  
 8:08 PM ET at Continental Airlines Arena  
 Attendance 12,480  
 Final

1



PITTSBURGH  
 PENGUINS  
 Game 18 Away Game 10

NEW JERSEY  
 DEVILS  
 Game 15 Home Game 9

	PITTSBURGH PENGUINS	+/-	TOI	SHF	SHOTS					MS	FW	FL	F%	PN	PIM	HT	TK	GV	BS	
					1	2	3	OT	T											
1	G HEDBERG, JOHAN		0:00																	
30	G LAUBIN, J-SEBASTIEN		59:57																	
2	D MELICHAR, JOSEF	E	18:59	24	1				1	1						2				
7	D FERENCE, ANDREW	+1	18:49	24												3				
8	D JONSSON, HANS	+1	17:44	24									2	4	5	1		2		
11	D KASPARAITIS, DARIUS	+3	20:35	26											3			2		
12	R TIBBETTS, BILLY	+1	11:07	13						1					1					
14	C KRAFT, MILAN	E	10:44	19							5	5	50	1	2		1			
15	C PRIMEAU, WAYNE	E	16:06	22	1				1	1	8	9	47	1	2	1		1		
16	C BEECH, KRIS	+2	11:21	13						1	5	6	45			1	1			
17	C PETERSEN, TOBY	E	14:36	21		1	1		2	2	3	1	75			1				
20	C LANG, ROBERT	+1	20:58	23			2		2	1	8	5	61			2	3	1		
24	R MORAN, IAN	-1	20:50	25			2		2	2				1	2	1		3		
27	R KOVALEV, ALEXEI	+3	18:34	21		1	3		4						2	1		3		
28	D ROZSIVAL, MICHAL	E	21:06	24						1					1	1		5		
33	L LACOUTURE, DAN	E	13:09	17			1		1	1					2			1		
38	C HRDINA, JAN	E	14:17	21							1	1	50		1	4		1		
44	R RICHER, STEPHANE	L	11:28	14	1				1						2			1		
66	C LEMIEUX, MARIO	+1	17:47	24		1	1		2		1	100						1		
95	R MOROZOV, ALEXEI	+3	13:43	17		1	1		2						2	1				
	TEAM TOTALS	+19				3	4	11	0	18	12	31	27	53	5	10	22	14	4	18

	NEW JERSEY DEVILS	+/-	TOI	SHF	SHOTS					MS	FW	FL	F%	PN	PIM	HT	TK	GV	BS	
					1	2	3	OT	T											
1	G DAMPHIOUSSE, J-T		0:00																	
30	G BRODEUR, MARTIN		58:41																	
2	D COMMODORE, MIKE	E	14:23	17						1						2	1	1	2	
3	D DANAYKO, KEN	-1	15:21	22										1	2	2		1		
4	D STEVENS, SCOTT	-3	20:18	24											1			2		
5	D WHITE, COLIN	-1	20:02	22						1						2	1	1		
7	D ZYUZIN, ANDREI	-1	20:40	26	1	2			3	2				1	2	2	2	2		
11	C MADDEN, JOHN	-2	17:16	26	3	1			4	2						1				
12	L NEMCHINOV, SERGEI	-1	12:54	17							1	6	14			1				
15	C SALOMONSSON, ANDREAS	-1	15:21	18	1	1	2		4	2					2	1				
16	C HOLIK, BOBBY	-2	18:30	19	1		1		2	1	13	6	68		4	2	2	1		
17	R SYKORA, PETR	-1	20:55	23			1		1	1						2	1			
18	C BRYLIN, SERGEI	E	1:07	2																
19	L MCKENZIE, JIM	E	8:26	11												3				
20	T PANDOLF, JAY	E	13:25	17	1				1							2	1		1	
21	R MCKAY, RANDY	-2	16:30	22						1						2	1		1	
23	C GOMEZ, SCOTT	-2	19:54	26	2		1		3	3	5	10	33			1				
25	C ARNOIT, JASON	-1	20:12	23		3	1		4		8	9	47			3	2			
26	L ELIAS, PATRIK	-1	21:32	24	1	1	1		3							1		1		
28	D RAFALSKI, BRIAN	-2	22:32	25			1		1	2								1	1	
	TEAM TOTALS	-21				10	8	8	0	26	16	27	31	47	2	4	24	13	6	11

TOI=Time On Ice SHF=# of Shifts MS=Missed Shots FW=Faceoffs Won FL=Faceoffs Lost F%=Faceoff Win Percentage  
 PN=Number of Penalties PIM=Penalty Minutes HT=Hits Given TK=Takeaways GV=Giveaways BS=Blocked Shots





VISITOR

Time On Ice Breakdown

HOME



5

Game 0260

Tuesday, November 13, 2001

8:08 PM ET at Continental Airlines Arena

Attendance 12,480

Final

1



PITTSBURGH  
PENGUINS

Game 18 Away Game 10

NEW JERSEY  
DEVILS

Game 15 Home Game 9

		PITTSBURGH PENGUINS	TOI	PP	SH	EV
1	G	HEDBERG, JOHAN	0:00	0:00	0:00	0:00
30	G	AUBIN, J-SEBASTIEN	59:57	2:39	8:53	48:25
2	D	MELICHAR, JOSEF	18:59	0:00	3:49	15:10
7	D	PERENCE, ANDREW	18:49	0:09	0:38	18:02
8	D	JOHANSSON, HANS	17:44	0:05	0:24	17:15
11	D	KASPARAITIS, DARIUS	20:35	0:39	4:40	15:16
12	R	TIBBETTS, BILLY	11:07	0:41	0:00	10:26
14	C	KRAFT, MILAN	10:44	0:00	0:09	10:35
15	C	PRIMEAU, WAYNE	16:06	0:00	1:57	14:09
16	C	BEECH, KRIS	11:21	0:02	0:00	11:19
17	C	PETERSEN, TOBY	14:36	1:51	3:29	9:16
20	C	LANG, ROBERT	20:58	1:58	3:06	15:54
24	R	MORAN, IAN	20:50	0:56	3:51	16:03
27	R	KOVALEV, ALEXEI	18:34	1:58	0:51	15:45
28	D	ROZSIVAL, MICHAL	21:06	1:38	4:24	15:04
33	L	LACOUTURE, DAN	13:09	0:00	1:57	11:12
38	C	HRDINA, JAN	14:17	0:00	3:37	10:40
44	R	RICHER, STEPHANE	11:28	0:00	0:37	10:51
66	C	EMIRIK, MARIO	17:47	2:37	1:22	13:48
95	R	MOROZOV, ALEXEI	13:43	0:41	0:42	12:20

		NEW JERSEY DEVILS	TOI	PP	SH	EV
1	G	DAMPHOUSSE, J-F	0:00	0:00	0:00	0:00
30	G	BRODFUR, MARTIN	58:41	7:38	2:39	48:24
2	D	COMMODORE, MIKE	14:23	0:37	0:56	12:50
3	D	DANEYKO, KEN	15:21	0:00	0:02	15:19
4	D	STEVENS, SCOTT	20:18	1:16	2:17	16:45
5	D	WHITE, COLIN	20:02	0:37	1:41	17:44
7	D	ZYUZIN, ANDREI	20:40	2:47	0:02	17:51
11	C	MADDEN, JOHN	17:16	2:23	0:36	14:17
12	L	NEMCHINOV, SERGEI	12:54	0:49	2:01	10:04
15	C	SALOMONSSON, ANDREAS	15:21	2:35	0:07	12:39
16	C	HOLIK, BOBBY	18:30	5:41	0:00	12:49
17	R	SYKORA, PETR	20:55	5:41	0:02	15:12
18	C	BRYLIN, SERGEI	1:07	0:00	0:00	1:07
19	L	MCKENZIE, JIM	8:26	0:00	0:00	8:26
20	L	PANDOLFO, JAY	13:25	0:00	2:01	11:24
21	R	MCKAY, RANDY	16:30	3:12	0:00	13:18
23	C	GOMEZ, SCOTT	19:54	3:21	0:00	16:33
25	C	ARNOTT, JASON	20:12	5:32	0:02	14:38
26	L	ELIAS, PATRIK	21:32	5:41	0:31	15:20
28	D	RAFALESKI, BRIAN	22:32	5:29	0:56	16:07

VISITOR

Game Summary

HOME



3

Game 0269  
 Wednesday, November 14, 2001  
 7:59 PM ET at Mellon Arena  
 Attendance 15,466  
 Final

3



NEW YORK ISLANDERS  
 Game 17 Away Game 10

PITTSBURGH PENGUINS  
 Game 19 Home Game 9

SCORING SUMMARY

G	Per	Time	Team	Goal Scorer	Assist	Assist	NYI	PIT	STR
1	1	4:43	NYI	B. ISBISTER (3)	A. YASHIN (9)	R. HAMRLIK (10)	15 4 79 47 30 12	1 38 33 24 15 11	EV
2	1	11:31	NYI	M. CZERKAWSKI (3)	M. PARRISH (8)	M. PECA (12)	21 17 37 30 29 27	1 38 28 17 2	PP
3	3	1:38	PIT	A. KOVALEV (4)	R. LANG (6)		4 47 37 30 27 17	27 1 38 20 8 7	EV
4	3	6:09	NYI	B. ISBISTER (4)	A. YASHIN (10)		15 79 45 33 30 17	1 25 24 16 12 11	EV
5	3	6:35	PIT	A. KOVALEV (5)	Unassisted		4 79 47 30 15 12	27 1 38 20 8 7	EV
6	3	7:08	PIT	A. KOVALEV (6)	H. JONSSON (1)	W. PRIMEAU (1)	3 38 30 29 21 10	27 1 20 15 8 7	EV

NEW YORK ISLANDERS

PITTSBURGH PENGUINS

#	Per	Time	Player	PIM	Penalty	#	Per	Time	Player	PIM	Penalty
1	1	11:52	12 O. KVASILA	2:00	hooking	1	1	7:31	27 A. KOVALEV	2:00	holding
2	1	18:54	38 D. SCATCHARD	2:00	Roughing	2	1	10:49	27 A. KOVALEV	2:00	Roughing
3	2	1:26	55 J. BLAKE	2:00	Holding stick - Obstruction	3	1	15:03	38 J. HRDINA	2:00	Holding
4	2	4:04	33 E. CARNS	2:00	Hooking						
5	3	3:17	Team	2:00	Too many men/ice - bench						

GOALS BY PER.

SHOTS ON GOAL

PENALTIES-MIN

POWERPLAY (GOALS-OPP)

ZONE TIME

	NYI	PIT	NYI	PIT	NYI	PIT	NYI	PIT	NYI	PIT	NYI	PIT	Neutral
1	2	0	17	6	2-4	3-6	1	1-3	0-2	1	6:04	10:17	3:39
2	0	0	9	9	2-4	0-0	2	0-0	0-2	2	7:04	9:58	2:58
3	1	3	14	11	1-2	0-0	3	0-0	0-1	3	4:29	9:31	6:00
4	0	0	4	4	0-0	0-0	4	0-0	0-0	4	2:13	1:30	1:17
1	3	3	44	30	5-10	3-6	1	1-3	0-5	1	19:50	31:16	13:54
							Time	4:42	10:00				

GOALIES (GOALS-SHOTS AGAINST)

THREE STARS

OFFICIALS

	1	2	3	OT	T	Time	1 PIT	27 A. KOVALEV	Referee:	Kelly Sutherland
NYI(T) SNOW	0-6	0-9	3-11	0-4	3-30	65:00	2 NYI	15 B. ISBISTER	Referee:	Stephen Walkom
PIT(T) HEDBERG	2-17	0-9	1-14	0-4	3-44	65:00	3 PIT	1 J. HEDBERG	Linesman:	Don Henderson
									Linesman:	Brad Kovachik

3 Stars picked by: Media at Mellon Arena

VISITOR

## Event Summary

HOME



3

Game 0269  
Wednesday, November 14, 2001  
7:59 PM ET at Mellon Arena

3



NEW YORK  
ISLANDERS

Game 17 Away Game 10

Attendance 15,466  
Final

PITTSBURGH  
PENGUINS

Game 19 Home Game 9

	NEW YORK ISLANDERS	+/-	TOI	SHF	SHOTS					MS	FW	FL	F%	PN	PIM	HT	TK	GV	BS
					1	2	3	OT	T										
30	G SNOW, GARTH		65:00																
35	G OSGOOD, CHRIS		0:00																
3	D AUCOIN, ADRIAN	-1	29:18	35		1	1		2	1						2			
4	D HAMRLIK, ROMAN	-1	27:48	37	3	3			6	1								1	
10	C JINDGREN, MATS	-1	8:03	10															
12	L KVASHA, OLEG	E	20:01	25	3		1		4	2	17	6	73	1	2	1			
13	C LAPOINTE, CLAUDE	E	15:15	22			1		1	1	11	7	61			2		1	
15	R BISISTER, BRAD	+1	15:47	23	2		1		3	1									
17	C BATES, SHAWN	E	19:20	27				3	3							2			
20	R WEBE, STEVE	E	8:38	13	1				1							3			
21	R CZERKAWSKI, MARIUSZ	-1	14:09	17	1		3		4							1			
27	C PECA, MICHAEL	-1	20:51	29	1		1		2	1	14	15	48			4		2	
29	D JONSSON, KENNY	-1	28:19	35				1	1							1	1	4	
33	D CAIRNS, ERIC	+1	8:29	16	1	1			2	1				1	2	1			
37	R PARRISH, MARK	-1	15:28	21	2		4		6	3						1		1	
38	C SCATCHARD, DAVE	-1	12:49	18	1	2	1		4	2	9	2	81	1	2	2			
45	D KIPRUSOFF, MARKO	+1	10:38	18															
47	D LARNSROM, DICK	-1	22:04	35						2						1		1	
55	C BLAKE, JASON	E	12:45	18						1				1	2	1		1	
79	C YASHIN, ALEXEI	+1	19:51	25	2	2	1		5	3								1	
	Team Penalty		0:00													1	2		
	TEAM TOTALS	-5				17	9	14	4	44	19	51	30	63	5	10	20	3	13

	PITTSBURGH PENGUINS	+/-	TOI	SHF	SHOTS					MS	FW	FL	F%	PN	PIM	HT	TK	GV	BS
					1	2	3	OT	T										
1	G HEDBERG, JOHAN		65:00																
30	G AUBIN, J-SEBASTIEN		0:00																
2	D MELICHAR, JOSEF	E	15:42	22												2		1	
7	D FERENCE, ANDREW	+3	21:19	24	1			1	2							3		2	
8	D JONSSON, HANS	+3	22:14	26		1			1								1	1	
11	D KASPARAITIS, DARIUS	-2	20:35	28			1		1							4	2	1	
12	R TIBBETTS, BILLY	-1	16:21	21		2			2	2						2			
14	C KRAFT, MILAN	E	9:30	14		1			1		4	8	33						
15	C PRIMEAU, WAYNE	E	6:54	13							3	10	23			1		1	
16	C BEECH, KRIS	-1	14:38	22	1	2	1	2	6	1	7	5	58			4		1	
17	C PETERSEN, TOBY	E	19:56	22	1				1			4	0						
20	C LANG, ROBERT	+3	27:14	30			2		2	1	4	15	21				1	1	
24	R MORAN, IAN	-2	19:13	27			1		1							2			
25	I STEVENS, KEVIN	-1	10:53	17												2		1	
27	R KOVALEV, ALEXEI	+3	27:07	30	1		4	1	6					2	4	1			
28	D DROZIVAL, MICHAL	E	22:28	26		1			1							3		4	
33	L LACOUTURE, DAN	-1	4:14	6														1	
38	C HRDINA, JAN	+1	14:58	24	1				1		5	6	45	1	2				
66	C LEMIEUX, MARIO	E	24:51	28			1		1		7	3	70				2		
95	R MOROZOV, ALEXEI	E	17:10	26	1	2	1		4									1	
	TEAM TOTALS	+5				6	9	11	4	30	4	30	51	37	3	6	24	1	9

TOI=Time On Ice SHF=# of Shifts MS=Missed Shots FW=Faceoffs Won FL=Faceoffs Lost F%=Faceoff Win Percentage  
PN=Number of Penalties PIM=Penalty Minutes HT=Hits Given TK=Takeaways GV=Giveaways BS=Blocked Shots

VISITOR

Faceoff Comparison

HOME



3

Game 0269  
 Wednesday, November 14, 2001  
 7:59 PM ET at Mellon Arena  
 Attendance 15,466  
 Final

3



NEW YORK ISLANDERS  
 Game 17 Away Game 10

PITTSBURGH PENGUINS  
 Game 19 Home Game 9

NEW YORK ISLANDERS		Zone	14	15	16	17	20	38	66	TOTAL	
12	L KVASHA, OLEG	T	3-4	4-5	0-2	1-1	6-6	2-2	1-3	17-23	
		O	1-1	2-3		1-1	3-3		0-2	7-10	
		D	1-2	1-1			1-1	1-1			4-5
		N	1-1	1-1	0-2		2-2	1-1	1-1		6-8
13	C LAPONTE, CLAUDE	T	2-2	1-1	4-6		2-2	0-3	2-4	11-18	
		O	1-1							1-1	
		D			0-1		2-2	0-2	1-2		3-7
		N	1-1	1-1	4-5			0-1	1-2		7-10
27	C PECA, MICHAEL	T	1-2	4-6	1-4	2-2	4-8	2-4	0-3	14-29	
		O		3-5	1-2		1-2	1-2	0-2	6-13	
		D	1-2		0-1	1-1	1-2	1-2	0-1		4-9
		N		1-1	0-1	1-1	2-4				4-7
38	C SCATCHARD, DAVE	T	2-4	1-1		1-1	3-5	2-2		9-11	
		O	1-3	1-1				1-1		3-5	
		D				1-1	2-2				3-3
		N	1-1				1-1	1-1			3-3
TOTAL		T								51-81	
		O								17-29	
		D								14-24	
		N								20-28	

PITTSBURGH PENGUINS		Zone	12	13	27	38	TOTAL
14	C KRAFT, MILAN	T	1-1	0-2	1-2	2-1	4-12
		O	1-2		1-2		2-4
		D	0-1	0-1		2-3	2-5
		N	0-1	0-1		0-1	0-3
15	C PRIMEAU, WAYNE	T	1-5	0-1	2-6	0-1	3-13
		O	0-1				0-1
		D	1-3		2-5	0-1	3-9
		N	0-1	0-1	0-1		0-3
16	C BEECH, KRIS	T	2-2	2-6	3-4		7-12
		O		1-1	1-1		2-2
		D			1-2		1-2
		N	2-2	1-5	1-1		4-8
17	C PETERSEN, TOBY	T	0-1		0-2	0-1	0-4
		O			0-1	0-1	0-2
		D	0-1				0-1
		N			0-1		0-1
20	C LANG, ROBERT	T	0-6	0-2	4-8	0-3	4-19
		O	0-1	0-2	1-2	0-2	1-7
		D	0-3		1-2		1-5
		N	0-2		2-4	0-1	2-7
38	C HRDINA, JAN	T	0-2	3-3	2-4	0-2	5-11
		O	0-1	2-2	1-2		3-5
		D			1-2	0-1	1-3
		N	0-1	1-1		0-1	1-3
66	C LEMIEUX, MARIO	T	2-3	2-4	3-3		7-10
		O		1-2	1-1		2-3
		D	2-2		2-2		4-4
		N	0-1	1-2			1-3
TOTAL		T					30-81
		O					10-24
		D					12-29
		N					8-28

VISITOR

Time On Ice Breakdown

HOME



3

Game 0269  
 Wednesday, November 14, 2001  
 7:59 PM ET at Mellon Arena  
 Attendance 15,466  
 Final

3



NEW YORK  
 ISLANDERS  
 Game 17 Away Game 10

PITTSBURGH  
 PENGUINS  
 Game 19 Home Game 9

		NEW YORK ISLANDERS	TOI	PP	SH	EV
30	G	SNOW, GARTH	65:00	4:42	10:00	50:18
35	G	OSGOOD, CHRIS	0:00	0:00	0:00	0:00
3	D	AUCOIN, ADRIAN	29:18	0:00	7:38	21:40
4	D	HAMRLIK, ROMAN	27:48	2:13	3:24	22:11
10	C	LINDGREN, MATS	8:03	0:00	0:00	8:03
12	L	KVASHA, OLEG	20:01	1:52	0:44	17:25
13	C	LAPOINTE, CLAUDE	15:15	0:00	4:22	10:53
15	R	SHSISTER, BRAD	15:47	1:52	0:00	13:55
17	C	BATES, SHAWN	19:20	2:50	4:23	12:07
20	R	WEBB, STEVE	8:38	0:00	0:00	8:38
21	R	CZERKAWSKI, MARIUSZ	14:09	2:50	0:01	11:18
27	C	PECA, MICHAEL	20:51	2:29	5:25	12:57
29	D	JONSSON, KENNY	28:19	2:29	6:36	19:14
33	D	CAIRNS, ERIC	8:29	0:00	0:00	8:29
37	R	PARRISH, MARK	15:28	2:50	0:00	12:38
38	C	SCATCHARD, DAVE	12:49	0:00	2:07	10:42
45	D	KIPRUSOFF, MARKO	10:38	1:52	0:00	8:46
47	D	TARNSTROM, DICK	22:04	0:00	2:22	19:42
55	C	BLAKE, JASON	12:45	0:00	3:00	9:45
79	C	YASHIN, ALEXEI	19:51	2:13	0:00	17:38

		PITTSBURGH PENGUINS	TOI	PP	SH	EV
1	G	HEDBERG, JOHAN	65:00	10:00	4:42	50:18
30	G	AUBIN, J-SEBASTIEN	0:00	0:00	0:00	0:00
2	D	MELICHAR, JOSEF	15:42	0:00	1:56	13:46
7	D	PERENCE, ANDREW	21:19	2:38	0:45	17:56
8	D	JONSSON, HANS	22:14	4:14	0:45	17:15
11	D	KASPARAITIS, DARIUS	20:35	0:17	2:01	18:17
12	R	TIBBETTS, BILLY	16:21	1:22	0:00	14:59
14	C	KRAFT, MILAN	9:30	1:01	0:00	8:29
15	C	PRIMEAU, WAYNE	6:54	0:00	1:21	5:33
16	C	BEECH, KRIS	14:38	1:11	0:00	13:27
17	C	PETERSEN, TOBY	19:56	6:39	1:55	11:22
20	C	LANG, ROBERT	27:14	6:36	2:26	18:12
24	R	MORAN, IAN	19:13	0:12	1:45	17:16
25	L	STEVENS, KEVIN	10:53	1:01	0:00	9:52
27	R	KOVALEV, ALEXEI	27:07	7:17	0:00	19:50
28	D	ROZSIVAL, MICHAL	22:28	5:07	2:12	15:09
33	L	LACOUTURE, DAN	4:14	0:00	1:26	2:48
38	C	HRDINA, IAN	14:58	2:02	1:44	11:12
66	C	LEMIEUX, MARIO	24:51	7:51	0:33	16:27
95	R	MOROZOV, ALEXEI	17:10	2:30	0:00	14:40

VISITOR

HOME



0

## Game Summary

Game 0291  
Saturday, November 17, 2001  
7:38 PM ET at Mellon Arena  
Attendance 17,027  
Final

1



NEW YORK RANGERS  
Game 21 Away Game 12

PITTSBURGH PENGUINS  
Game 20 Home Game 10

This NHL Game Report is provided courtesy of the NHL to members of the credentialed media for their exclusive use for news and editorial purposes only and not for any commercial purpose. Any reproduction, use or distribution of this material for a commercial purpose without the express written permission of the NHL is prohibited.

## SCORING SUMMARY

G	Per	Time	Team	Goal Scorer	Assist	Assist	NYR	PIT	STR
1	4	4:41	PIT	J. HRDINA (4)	B. TIBBETTS (3)		2 88 31 23 11	38 1 24 12 11	EV

## NEW YORK RANGERS

#	Per	Time	Player	PIM	Penalty
1	1	4:20	5 D. PURINTON	5:00	Fighting (maj)
2	1	6:16	22 T. KLOUCEK	5:00	Board check (maj)
3	1	6:16	22 T. KLOUCEK	10:00	Game misconduct
4	2	2:02	5 D. PURINTON	2:00	Hi stick
5	2	10:17	10 S. MCCARTHY	2:00	Hi stick
6	2	14:56	23 V. MALAKHOV	2:00	Holding
7	3	9:56	10 S. MCCARTHY	2:00	Holding

## PITTSBURGH PENGUINS

#	Per	Time	Player	PIM	Penalty
1	1	4:20	29 K. OLIWA	5:00	Fighting (maj)
2	1	13:26	1 J. HEDBERG	2:00	Delay of game
3	2	8:02	2 J. MELICHAR	2:00	Closing hand on puck

## GOALS BY PER.

	NYR	PIT
1	0	0
2	0	0
3	0	0
4	0	1
T	0	1

## SHOTS ON GOAL

	NYR	PIT
1	7	12
2	10	5
3	6	14
4	3	5
T	26	36

## PENALTIES-MIN

	NYR	PIT
1	3-20	2-7
2	3-6	1-2
3	1-2	0-0
4	0-0	0-0
T	7-28	3-9

POWERPLAY  
(GOALS-OPP)

	NYR	PIT
1	0-1	0-1
2	0-1	0-3
3	0-0	0-1
4	0-0	0-0
T	0-2	0-5
Time	4:00	13:00

## ZONE TIME

	NYR	PIT	Neutral
1	8:13	7:06	4:41
2	6:55	7:25	5:40
3	8:29	6:36	4:55
4	1:58	1:38	1:05
T	25:35	22:45	16:21

## GOALIES (GOALS-SHOTS AGAINST)

	1	2	3	OT	T	Time
NYR(L) BLACKBURN	0-12	0-5	0-14	1-5	1-36	64:41
PIT(W) HEDBERG	0-7	0-10	0-6	0-3	0-26	64:41

## THREE STARS

1 PIT	1 J. HEDBERG
2 PIT	38 J. HRDINA
3 NYR	31 D. BLACKBURN

by: Media at Mellon Arena

## OFFICIALS

Referee:	Stephen Walkom
Referee:	Dean Warren
Linesman:	Brian Mach
Linesman:	Brian Murphy

VISITOR

HOME



0

NEW YORK RANGERS  
Game 21 Away Game 12

## Event Summary

Game 0291  
Saturday, November 17, 2001  
7:38 PM ET at Mellon Arena  
Attendance 17,027  
Final

1



PITTSBURGH PENGUINS  
Game 20 Home Game 10

This NHL Game Report is provided courtesy of the NHL to members of the credentialed media for their exclusive use for news and editorial purposes only and not for any commercial purpose. Any reproduction, use or distribution of this material for a commercial purpose without the express written permission of the NHL is prohibited.

		NEW YORK RANGERS	+/-	TOI	SHF	SHOTS					MS	FW	FL	F%	PN	PIM	HT	TK	GV	BS
						1	2	3	OT	T										
31	G	BLACKBURN, DANIEL		64:41																
35	G	RICHTER, MIKE		0:00																
2	D	LEETCH, BRIAN	-1	30:45	34	1	1			2						2			3	
5	D	PURINTON, DALE	E	9:46	13									2	7	2				
6	C	MALHOTRA, MANNY	E	8:40	11	1				1	1									
10	R	MCCARTHY, SANDY	E	9:13	16					1				2	4	1				
11	C	MESSIER, MARK	-1	20:24	29	1			1	2	14	10	58			2		1		
14	R	FLEURY, THEOREN	E	25:04	31	1	1	2		4	1	1	3	25				1		
16	C	YORK, MICHAEL	E	21:51	30	1	1	3	1	6						1			1	
20	R	DVORAK, RADEK	E	22:09	28		1			1										
21	L	MCKENNA, STEVE	E	5:23	11						1					1				
22	D	KLOUCEK, TOMAS	E	2:14	2									2	15	1				
23	D	MALAKHOV, VLADIMIR	-1	26:59	33	1	1			2				1	2			1	1	
26	L	JOHANSSON, ANDREAS	E	14:22	19						1		100				1			
33	D	KARPA, DAVE	E	21:33	24														2	
34	D	BERARD, BRYAN	E	15:36	19		2	1		3						1		1	3	
37	C	SAMUELSSON, MIKAEL	E	9:46	14		1			1						1				
55	D	ULANOV, IGOR	E	21:58	28											2		1	3	
88	C	LINDROS, ERIC	-1	24:32	33	1				1	13	14	48			2			2	
93	C	NEDVED, PETR	E	15:11	21		2		1	3	5	6	45							
		TEAM TOTALS	-4			7	10	6	3	26	5	34	33	51	7	28	16	1	5	15

		PITTSBURGH PENGUINS	+/-	TOI	SHF	SHOTS					MS	FW	FL	F%	PN	PIM	HT	TK	GV	BS
						1	2	3	OT	T										
1	G	HEDBERG, JOHAN		64:41										1	2					
30	G	AUBIN, J-SEBASTIEN		0:00																
2	D	MELICHAR, JOSEF	E	14:05	25			2		2	1			1	2	2			2	
7	D	FERENCE, ANDREW	E	20:45	27						1									
8	D	JONSSON, HANS	E	17:53	24			1		1	1					1			2	
11	D	KASPARAITIS, DARIUS	+1	22:40	31		1		1	2						5			1	
12	R	TIBBETTS, BILLY	+1	18:12	20	1	1	1		3	4	1	2	33		2				
14	C	KRAFT, MILAN	E	14:46	22							3	8	27			2			
15	C	PRIMEAU, WAYNE	E	8:54	15	1			1	2	1	7	4	63		1				
16	C	BEECH, KRIS	E	19:44	23	1	1	1		3	2	5	8	38				1		
17	C	PETERSEN, TOBY	E	17:13	21	2	1	1		4	1	1		100				2		
20	C	LANG, ROBERT	E	25:42	31			3	1	4		5	7	41				2		
24	R	MORAN, IAN	+1	22:36	31	1		1		2	1					1			1	
25	L	STEVENS, KEVIN	E	10:24	13	1				1										
27	R	KOVALEV, ALEXEI	E	28:48	27	1	1		1	3	2							2		
28	D	ROZSIVAL, MICHAL	E	21:00	32			1		1								3	2	
29	L	OLIWA, KRZYSZTOF	E	0:44	3									1	5					
33	L	LACOUTURE, DAN	E	11:10	16	2				2							1			
38	C	HRDINA, JAN	+1	23:55	31	2		2	1	5		11	5	68						
95	R	MOROZOV, ALEXEI	E	15:19	20			1		1	1									
		TEAM TOTALS	4			12	5	14	5	36	15	33	34	49	3	9	14	1	10	8

TOI=Time On Ice SHF=# of Shifts MS=Missed Shots FW=Faceoffs Won FL=Faceoffs Lost F%=Faceoff Win Percentage  
PN=Number of Penalties PIM=Penalty Minutes HT=Hits Given TK=Takeaways GV=Giveaways BS=Blocked Shots



		PITTSBURGH PENGUINS		NEW YORK RANGERS					
		Zone	11	14	26	88	93	TOTAL	
12	R	THIBERTS, BILLY	T	1-3				1-3	
			O	1-3				1-3	
			D						
			N						
14	C	KRAFT, MILAN	T	0-5			0-1	3-11	
			O	0-2				2-5	
			D	0-1			0-1	0-2	
			N	0-2				1-4	
15	C	PRIMEAU, WAYNE	T	3-5			3-5	7-11	
			O	1-2			1-2	2-4	
			D	1-2			2-3	4-6	
			N	1-1				1-1	
16	C	BEECH, KRIS	T	4-8	1-1		0-3	5-13	
			O	2-2			0-3	2-5	
			D					0-1	
			N	2-6	1-1			3-7	
17	C	PETERSEN, TOBY	T	1-1				1-1	
			O						
			D						
			N	1-1				1-1	
20	C	LANG, ROBERT	T	0-1	1-2		3-7	5-12	
			O	0-1			0-2	0-3	
			D		0-1		0-1	0-2	
			N		1-1		3-5	5-7	
38	C	HRDINA, JAN	T	1-1	1-1	0-1	8-11	11-16	
			O	1-1	1-1	0-1	3-5	5-8	
			D				3-4	4-6	
			N				2-2	2-2	
		TOTAL	T					33-67	
			O					12-28	
			D					8-17	
			N					13-22	

VISITOR



0

NEW YORK RANGERS

Game 21 Away Game 12

Time On Ice Breakdown

Game 0291  
 Saturday, November 17, 2001  
 7:38 PM ET at Mellon Arena  
 Attendance 17,027  
 Final

HOME



1

PITTSBURGH PENGUINS

Game 20 Home Game 10

NEW YORK RANGERS		TOI	PP	SH	EV
31	G BLACKBURN, DANIEL	64:41	4:00	13:00	47:41
35	G RICHTER, MIKE	0:00	0:00	0:00	0:00
2	D LEETCH, BRIAN	30:45	3:05	6:38	21:02
5	D PURINTON, DALE	9:46	0:00	0:23	9:23
6	C MALHOTRA, MANNY	8:40	0:00	0:00	8:40
10	R MCCARTHY, SANDY	9:15	0:15	0:02	8:58
11	C MESSIER, MARK	20:24	1:43	2:49	15:52
14	R FLEURY, THEOREN	25:04	1:55	4:44	18:25
16	C YORK, MICHAEL	21:51	2:01	4:56	14:51
20	R DVORAK, RADEK	22:09	1:43	4:14	16:12
21	L MCKENNA, STEVE	5:23	0:13	0:01	5:09
22	D KLOUCEK, TOMAS	2:14	0:00	0:00	2:14
23	D MALAKHOV, VLADIMIR	26:59	2:33	5:29	18:57
26	L JOHANSSON, ANDREAS	14:22	0:57	2:56	10:29
33	D KARPA, DAVE	21:33	0:00	4:48	16:45
34	D FERARD, BRYAN	15:36	1:04	2:20	12:12
37	C SAMUELSSON, MIKAEL	9:46	0:00	3:11	6:35
55	D ULANOV, IGOR	21:58	0:55	6:22	14:41
88	C LINDROS, ERIC	24:32	2:04	0:56	21:32
93	C NEDVED, PETR	15:11	1:31	2:14	11:26

PITTSBURGH PENGUINS		TOI	PP	SH	EV
1	G HEDBERG, JOHAN	64:41	13:00	4:00	47:41
30	G LAUFER, J-SERASTEN	0:00	0:00	0:00	0:00
2	D MELICHAR, JOSEF	14:05	0:00	0:31	13:34
7	D FERENC, ANDREW	20:45	4:56	1:20	14:29
8	D JONSSON, HANS	17:53	3:23	1:20	13:10
11	D KASPARAITIS, DARIUS	22:40	0:07	2:09	20:24
12	R THIBERTS, BILLY	18:12	4:45	0:00	13:27
14	C KRAFT, MILAN	14:46	1:55	0:00	12:51
15	C PRIMEAU, WAYNE	8:54	1:16	0:25	7:13
16	C BEECH, KRIS	19:41	4:37	0:25	14:42
17	C PETERSEN, TOBY	17:13	7:47	1:44	7:42
20	C LANG, ROBERT	25:42	6:54	1:51	16:57
24	R MORAN, IAN	22:36	1:26	1:56	19:14
25	L STRVENS, KEVIN	10:24	2:07	0:00	8:17
27	R KOVALEV, ALEXEI	28:48	8:02	0:00	20:46
28	D ROZSIVAL, MICHAL	21:00	5:53	0:44	14:23
29	L ULIWA, KRZYSZTOF	0:44	0:00	0:00	0:44
33	L LACOUTURE, DAN	11:10	0:39	2:09	8:22
38	C HRDINA, JAN	23:55	6:58	1:26	15:31
95	R MOROZOV, ALEXEI	15:19	3:48	0:00	11:31

VISITOR

Game Summary

HOME



4

Game 0318  
Wednesday, November 21, 2001  
7:38 PM ET at Mellon Arena

1



VANCOUVER CANUCKS  
Game 24 Away Game 13

Attendance 16,980  
Final

PITTSBURGH PENGUINS  
Game 21 Home Game 11

SCORING SUMMARY

G	Per	Time	Team	Goal Scorer	Assist	Assist	VAN	PIT	STR
1	1	11:32	VAN	M. NASLUND (10)	T. LINDEN (4)		19 1 44 16 4 3	1 95 44 24 14 11	EV
2	1	14:08	VAN	T. BERTUZZI (4)	T. LINDEN (5)	J. KURTZ (3)	44 1 55 19 16 4	1 38 17 2	PP
3	2	0:42	VAN	M. NASLUND (11)	H. VASILJEVS (1)	T. LINDEN (6)	19 1 29 16 14 2	1 38 27 20 8 7	EV
4	2	4:37	PIT	J. HRDINA (5)	R. LANG (7)	A. KOVALEV (5)	1 55 37 14 7	38 1 28 27 20 17	PP
5	2	7:33	VAN	J. KURTZ (3)	J. RUUTU (5)	D. PEDERSON (5)	4 1 38 37 20 3	1 25 24 16 12 11	EV

VANCOUVER CANUCKS

PITTSBURGH PENGUINS

#	Per	Time	Player	PIM	Penalty	#	Per	Time	Player	PIM	Penalty
1	1	3:29	20 D. PEDERSON	2:00	Slashing	1	1	12:49	20 R. LANG	2:00	Hooking - Obstruction
2	1	8:50	22 D. SELDIN	2:00	Illicit stick	2	1	13:55	11 D. KASPARAFIUS	2:00	Illicit stick
3	2	3:10	20 D. PEDERSON	2:00	Tripping	3	3	4:27	27 A. KOVALEV	2:00	Interference - Obstruction
4	2	16:54	55 E. JOVANOVSKI	2:00	Interference on the goaltender	4	3	15:28	25 K. STEVENS	2:00	Roughing
5	3	11:14	14 S. LACHANCE	2:00	Holding stick	5	3	18:36	12 B. TIBBETTS	2:00	Roughing
6	3	13:14	23 M. BARON	2:00	Cross check						

GOALS BY PER		SHOTS ON GOAL		PENALTIES-MIN		POWERPLAY (GOALS-OPP)		ZONE TIME							
	VAN	PIT		VAN	PIT		VAN	PIT	VAN	PIT	Neutral				
1	2	0	1	8	9	1	2-4	2-4	1	1-2	0-2	1	7:12	8:59	3:49
2	2	1	2	6	7	2	2-4	0-0	2	0-0	1-2	2	6:54	8:59	4:07
3	0	0	3	7	12	3	2-4	3-6	3	0-3	0-2	3	8:28	7:30	4:02
T	4	1	T	21	28	T	6-12	5-10	T	1-5	1-6	T	22:34	25:28	11:58
									Time	3:43	11:27				

GOALIES (GOALS-SHOTS AGAINST)

THREE STARS

OFFICIALS

		1	2	3	T	Time	1 VAN	19	M. NASLUND	Referee:	Greg Kimmery
VAN(W)	SKUDRA	0-9	1-7	0-12	1-28	60:00	2 VAN	16	T. LINDEN	Referee:	Don Koharski
PIT(L)	HEDBERG	2-8	2-6	0-7	4-21	59:56	3 VAN	1	P. SKUDRA	Linesman:	Brad Kovachik
										Linesman:	Dan Schachte

3 Stars picked by: Media at Mellon Arena

VISITOR

Event Summary

HOME



4

Game 0318  
Wednesday, November 21, 2001  
7:38 PM ET at Mellon Arena

1



VANCOUVER  
CANUCKS  
Game 24 Away Game 13

Attendance 16,980  
Final

PITTSBURGH  
PENGUINS  
Game 21 Home Game 11

VANCOUVER CANUCKS		+/-	TOI	SHF	SHOTS					MS	FW	FL	F%	PN	PIM	HT	TK	GV	BS
					1	2	3	OT	T										
1	G SKUDRA, PETER		60:00																
39	G CLOUTER, DAN		0:00																
2	D OHLUND, MATTIAS	+1	22:06	37			1		1							1		2	
3	D SOPEL, BRENT	+2	15:44	23												1		1	
4	D KURTZ, JUSTIN	+2	14:18	21		1			1	3								1	
7	C MORRISON, BRENDAN	E	19:35	23	1		1		2	2	3	40			1	1		1	
9	C DRUKEN, HAROLD	E	11:56	13	1	1			2	5	4	55				1		1	
14	D LACHANCE, SCOTT	+1	20:39	32									1	2	1			2	
16	C LINDEN, TREVOR	+2	20:37	30	1				1	20	10	66			1		1	2	
19	L NASLUND, MARKUS	+2	17:11	20	3	2	3		8	1									
20	C PEDERSON, DENIS	+1	8:15	14						2	2	3	40	2	4		1	1	
22	L SEDIN, DANIEL	E	16:04	22		1			1	1			1	2	1				
23	D BARON, MURRAY	E	19:35	29						1			1	2					
24	C COOKE, MATT	E	16:43	20							1	0						1	
29	R VASILJEVS, HERBERT	+1	12:42	17												1			
33	C SEDIN, HENRIK	E	15:22	21	1				1	5	5	50				1		1	
37	L RUUTU, JARKKO	+1	10:00	14												2			
38	R LEEB, BRAD	+1	6:41	10						1									
44	L BERTUZZI, TODD	+1	16:00	22	1	1	1		3		2	0							
55	D JOVANOVSKI, ED	E	24:34	34			1		1	2			1	2	1	1			
	TEAM TOTALS	+15			8	6	7	0	21	11	34	28	55	6	12	11	4	3	10

PITTSBURGH PENGUINS		+/-	TOI	SHF	SHOTS					MS	FW	FL	F%	PN	PIM	HT	TK	GV	BS
					1	2	3	OT	T										
1	G HEDBERG, JOHAN		59:56																
30	G AUBIN, J-SEBASTIEN		0:00																
2	D MELICHAR, JOSEF	E	13:52	21						1									
7	D FERENCE, ANDREW	-1	20:49	25												1			
8	D JONSSON, HANS	-1	18:34	22						1						1			
11	D KASPARAITIS, DARIUS	-2	17:17	25										1	2	6		5	
12	R TIBBETTS, BILLY	-1	12:37	17		1	1		2	1	2	1	66	1	2	2			
14	C KRAFT, MILAN	-1	7:46	11						2	3	40					1	1	
15	C PRIMEAU, WAYNE	E	15:08	22	1	1			2	8	6	57			2		1	1	
16	C BEECH, KRIS	-1	14:09	19			3		3	5	7	41			2				
17	C PETERSEN, TOBY	E	16:46	19	1	1	1		3	1	3	25					1		
20	C LANG, ROBERT	-1	22:24	25						1	8	10	44	1	2	1		1	1
24	R MORAN, IAN	-2	17:58	24	1		1		2							1		2	
25	L STEVENS, KEVIN	-1	12:37	18	1		1		2					1	2	2	1	1	
27	R KOVALEV, ALEXEI	-1	23:19	25	1				1	1				1	2	3		1	
28	D ROZSIVAL, MICHAL	E	21:17	25	1		1		2								1	2	
33	L LACOUTURE, DAN	E	13:22	19		1	1		2						2				
38	C HRDINA, JAN	-1	22:03	26	1	3	2		6	2	4	33						1	
44	R RICHER, STEPHANE	-1	13:05	18	1		1		2							1			
95	R MOROZOV, ALEXEI	-1	8:09	12	1				1										
	TEAM TOTALS	-15			9	7	12	0	28	5	28	34	45	5	10	23	3	5	13

TOI=Time On Ice SHF=# of Shifts MS=Missed Shots FW=Faceoffs Won FL=Faceoffs Lost F%=Faceoff Win Percentage  
PN=Number of Penalties PIM=Penalty Minutes HT=Hits Given TK=Takeaways GV=Giveaways BS=Blocked Shots



VISITOR

**Time On Ice Breakdown**

HOME



4

Game 0318  
 Wednesday, November 21, 2001  
 7:38 PM ET at Mellon Arena  
 Attendance 16,980  
 Final

1



**VANCOUVER  
 CANUCKS**

Game 24 Away Game 13

**PITTSBURGH  
 PENGUINS**

Game 21 Home Game 11

		VANCOUVER CANUCKS		TOI	PP	SH	EV
1	G	SKUDRA, PETER		60:00	8:30	11:27	40:03
39	G	CLOUTIER, DAN		0:00	0:00	0:00	0:00
2	D	OHLUND, MATTIAS		22:06	2:00	5:52	14:14
3	D	SOPEL, BRENT		15:44	2:09	1:29	12:06
4	D	KURTZ, JUSTIN		14:18	3:26	0:13	10:39
7	C	MORRISON, BRENDAN		19:35	3:00	5:54	10:41
9	C	DRUKEN, HAROLD		11:56	1:10	0:00	10:46
14	D	LACHANCE, SCOTT		20:39	0:00	5:10	15:29
16	C	LINDEN, TREVOR		20:37	3:31	4:56	12:10
19	L	NASLUND, MARKUS		17:11	6:05	0:00	11:06
20	C	PEDERSON, DENIS		8:15	0:01	2:03	6:11
22	L	SEDIN, DANIEL		16:04	4:33	0:24	11:07
23	D	BARON, MURRAY		19:35	0:00	5:36	13:59
24	C	COOKE, MATT		16:43	0:00	5:07	11:36
29	R	VASILJEVS, HERBERT		12:42	1:57	0:00	10:45
33	C	SEDIN, HENRIK		15:22	3:48	0:44	10:50
37	L	KUUTU, JARKKO		10:00	0:00	3:26	6:34
38	R	LEEB, BRAD		6:41	0:00	0:20	6:21
44	L	BERTUZZI, TODD		16:00	4:25	0:00	11:35
55	D	JOVANOVSKI, ED		24:34	6:25	4:34	13:35

		PITTSBURGH PENGUINS		TOI	PP	SH	EV
1	G	HEDBERG, JOHAN		59:56	11:27	8:30	39:59
30	G	AUBIN, J-SEBASTIEN		0:00	0:00	0:00	0:00
2	D	MELICHAR, JOSEF		13:52	0:09	3:24	10:19
7	D	PERENCE, ANDREW		20:49	3:49	1:23	15:37
8	D	IONSSON, HANS		18:34	2:53	1:08	14:33
11	D	KASPARAITIS, DARIUS		17:17	0:07	3:26	13:44
12	R	TIBBETTS, BILLY		12:37	3:25	0:00	9:12
14	C	KRAFT, MILAN		7:46	0:00	0:00	7:46
15	C	PRIMEAU, WAYNE		15:08	0:00	2:16	12:52
16	C	BEECH, KRIS		14:09	3:57	0:39	9:33
17	C	PETERSEN, TOBY		16:46	7:22	3:14	6:10
20	C	LANG, ROBERT		22:24	7:30	2:21	12:33
24	R	MORAN, IAN		17:58	0:07	3:25	14:26
25	L	STEVENS, KEVIN		12:37	4:31	0:00	8:06
27	R	KOVALIV, ALEXII		23:19	8:02	0:58	14:19
28	D	ROZSIVAL, MICHAL		21:17	6:29	3:44	11:04
33	L	LACOUTURE, DAN		13:22	0:00	4:16	9:06
38	C	HRDINA, JAN		22:03	6:56	2:36	12:31
44	R	RICHER, STEPHANE		13:05	1:58	0:58	10:09
95	R	MOROZOV, ALEXEI		8:09	0:00	0:00	8:09

VISITOR

Game Summary

HOME



0

Game 0336

Friday, November 23, 2001

7:07 PM CT at Gaylord Entertainment Center

5



PITTSBURGH PENGUINS

Attendance 16,717  
Final

NASHVILLE PREDATORS

Game 22 Away Game 11

Game 23 Home Game 12

SCORING SUMMARY

G	Per	Time	Team	Goal Scorer	Assist	Assist	PIT	NSH	STR
1	1	1:52	NSH	M. ERAT (3)	V. ORSZAGH (7)	B. HOULDER (2)	5 33 30 16 12 7	19 5 33 29 25 23	EV
2	1	8:59	NSH	D. LEGWAND (7)	V. ORSZAGH (8)	S. WALKER (5)	2 33 30 28 20	11 5 44 33 29 24	PP
3	2	2:18	NSH	V. ORSZAGH (4)	D. ARKHIPOV (4)	B. HOULDER (3)	5 33 30 16 12 7	33 5 29 25 23 19	EV
4	2	7:07	NSH	S. HARTNELL (5)	Unassisted		7 95 30 27 15 11	17 7 44 32 29 22	EV
5	3	1:24	NSH	C. RONNING (6)	G. JOHNSON (8)	K. SKRASTINS (7)	5 30 28 16 12	7 3 29 22 4	EV

PITTSBURGH PENGUINS

NASHVILLE PREDATORS

#	Per	Time	Player	PIM	Penalty	#	Per	Time	Player	PIM	Penalty
1	1	3:14	29 K. OLIVA	5:00	Fighting (maj)	1	1	3:14	8 S. GRIMSON	5:00	Fighting (maj)
2	1	7:34	12 B. TIBBETTS	2:00	Roughing	2	1	10:45	33 V. ORSZAGH	2:00	Hooking
3	2	18:24	25 K. STEVENS	2:00	Board check	3	1	18:27	4 M. EATON	2:00	Holding stick
4	3	0:41	11 D. KASPARAITIS	2:00	Roughing	4	2	16:05	33 V. ORSZAGH	2:00	Hi stick
5	3	5:09	12 B. TIBBETTS	2:00	Instigator	5	3	0:41	33 V. ORSZAGH	2:00	Roughing
6	3	5:09	12 B. TIBBETTS	10:00	Misconduct (10 min)	6	3	5:09	21 T. FITZGERALD	5:00	Fighting (maj)
7	3	5:09	12 B. TIBBETTS	5:00	Fighting (maj)						

GOALS BY PER.		SHOTS ON GOAL		PENALTIES-MIN		POWERPLAY (GOALS-OPP)		ZONE TIME							
	PIT	NSH	PIT	NSH	PIT	NSH	PIT	NSH	PIT	NSH	Neutral				
1	0	2	1	8	6	1	2-7	3-9	1	0-2	1-1	1	6:31	8:21	5:08
2	0	2	2	12	9	2	1-2	1-2	2	0-1	0-1	2	7:27	6:38	5:55
3	0	1	3	7	12	3	4-19	2-7	3	0-0	0-1	3	8:36	6:33	4:51
T	0	5	T	27	T	T	7-28	6-18	T	0-3	1-3	T	22:34	21:32	15:54
								Time	6:00	5:25					

GOALIES (GOALS-SHOTS AGAINST)

THREE STARS

OFFICIALS

		1	2	3	T	Time	1 NSH	33 V. ORSZAGH	Referee:	Kevin Maguire
PIT(L)	AUBIN	2-6	2-9	1-12	5-27	59:34	2 NSH	29 T. VOKOUN	Referee:	Brad Meier
NSH(W)	VOKOUN	0-8	0-12	0-7	0-27	60:00	3 NSH	23 B. HOULDER	Linesman:	Thor Nelson
									Linesman:	Pierre Racicot

3 Stars picked by: Nashville Media

VISITOR

Event Summary

HOME



0

Game 0336

Friday, November 23, 2001

5



7:07 PM CT at Gaylord Entertainment Center

Attendance 16,717

Final

NASHVILLE  
PREDATORS

PITTSBURGH  
PENGUINS  
Game 22 Away Game 11

Game 23 Home Game 12

	PIITTSBURGH PENGUINS	+/-	TOI	SHF	SHOTS					MS	FW	FL	F%	PN	PIM	HT	TK	GV	BS
					1	2	3	OT	T										
1	G HEDBERG, JOHAN		0:00																
30	G AUBIN, J-SEBASTIEN		59:34																
2	D MELICHAR, JOSEF	E	15:58	23												2	3		
5	D LAUKKANEN, JANNE	-3	19:47	23	1				1	3						1			
7	D FERENC, ANDREW	-3	17:10	20		2			2	1						2		1	
11	D KASPARAITIS, DARIUS	-1	22:37	26			2		2	1			1	2	3	1	1	1	
12	R HIBBETTS, BILLY	-3	9:17	13							1	2	33	4	19	3		1	
15	C PRIMEAU, WAYNE	-1	13:32	19		1			1	1	6	6	50			1			
16	C BEECH, KRIS	-3	14:28	19							6	3	66			2	4		
17	C PETERSEN, TOBY	E	14:04	18		1			1	1	1	2	33						
20	C LANG, ROBERT	E	19:27	25		1			1		8	8	50						
24	R MORAN, IAN	E	21:20	25	1		2		3	2						1	1	1	
25	L STEVENS, KEVIN	E	10:33	17										1	2	1			
27	R KOVALEV, ALEXEI	-1	22:45	24	1	5	1		7	1	1	0				1	3		
28	D ROZSIVAL, MICHAL	-1	17:37	23	1				1	1					3	2		3	
29	L OLIWA, KRZYSZTOF	E	10:15	15		2			2				1	5	1		1		
33	L LACOUTURE, DAN	-2	13:48	17			1		1						1		1	4	
38	C HRDINA, IAN	E	17:47	25	1		1		2		13	3	81				1		
44	R RICHER, STEPHANE	E	15:37	22	2				2							1	1	1	
95	R MOROZOV, ALEXEI	-1	16:59	19	1				1	1						3			
	TEAM TOTALS	-19				8	12	7	0	27	12	35	25	58	7	28	24	14	10

	NASHVILLE PREDATORS	+/-	TOI	SHF	SHOTS					MS	FW	FL	F%	PN	PIM	HT	TK	GV	BS
					1	2	3	OT	T										
1	G DUNHAM, MIKE		0:00																
29	G VOKOUN, TOMAS		60:00																
3	D SKRASTINS, KARLIS	+1	19:06	24												5	1		2
4	D EATON, MARK	+1	16:37	22							2			1	2	3			
5	D DELOMORE, ANDY	+2	18:41	23		1	3		4										
7	C RONNING, CLIFF	+2	16:43	19	2		3		5		1	1	50				2	1	
8	L GRIMSON, STU	E	10:30	13							1			1	5			1	1
9	C CLASSEN, GREG	E	10:33	14							5	4	55			3			1
11	C LEGWAND, DAVID	E	17:18	21	1	2			3		5	9	35			1	1	5	
17	R HARTNELL, SCOTT	+1	17:33	22		1	1		2			1	0			2	2		
19	L ERAT, MARTIN	+2	11:02	16	1		1		2							5	1		
21	R FITZGERALD, TOM	E	15:30	21		1			1	1	3	4	42	1	5	1	2		
22	C JOHNSON, GREG	+2	18:26	24	1				1		5	8	38				1		
23	D HOULDER, BILL	+2	18:59	26			1		1							1	1	3	2
24	R WALKER, SCOTT	E	20:26	25		1	2		3		2	1	66			1	4	1	1
25	L ARKHIPOV, DENIS	+2	10:25	15							4	7	36						
32	D HULSE, CALE	+1	22:03	25												2	2		1
33	R ORSZAGH, VLADIMIR	+2	17:24	28	1	2			3	1				3	6			1	1
43	R YACHMENEV, VITALI	E	5:59	9													1		2
44	D TIMONEN, KIMMO	+1	24:45	27		1	1		2	1							4		2
	TEAM TOTALS	+19				6	9	12	0	27	6	25	35	42	6	18	24	22	12

TOI=Time On Ice SHF=# of Shifts MS=Missed Shots FW=Faceoffs Won FL=Faceoffs Lost F%=Faceoff Win Percentage  
PN=Number of Penalties PIM=Penalty Minutes HT=Hits Given TK=Takeaways GV=Giveaways BS=Blocked Shots



VISITOR

HOME



1

BUFFALO SABRES  
Game 25 Away Game 10

## Game Summary

Game 0342  
Saturday, November 24, 2001  
7:38 PM ET at Mellon Arena  
Attendance 16,958  
Final

3



PITTSBURGH PENGUINS  
Game 23 Home Game 12

This NHL Game Report is provided courtesy of the NHL to members of the credentialed media for their exclusive use for news and editorial purposes only and not for any commercial purpose. Any reproduction, use or distribution of this material for a commercial purpose without the express written permission of the NHL is prohibited.

## SCORING SUMMARY

G	Per	Time	Team	Goal Scorer	Assist	Assist	BUF	PIT	STR
1	1	4:52	BUF	A. ZHITNIK (1)	M. SATAN (10)	J. DUMONT (9)	44	17 81 43 25 18	1 27 20 2 PP
2	2	5:32	PIT	I. MORAN (1)	W. PRIMEAU (2)	D. KASPARAITIS (3)	5	61 51 43 18 13	24 1 95 33 15 11 EV
3	2	16:19	PIT	J. HRDINA (6)	A. MOROZOV (5)	M. ROZSIVAL (3)	17	81 44 43 42 41	38 1 95 28 14 2 EV
4	3	12:30	PIT	K. BEECH (1)	M. ROZSIVAL (4)	B. TIBBETTS (4)	3	81 74 43 37 17	16 1 29 28 12 2 EV

## BUFFALO SABRES

#	Per	Time	Player	PIM	Penalty
1	1	8:34	42 R. SMEHLIK	2:00	Board check
2	1	15:52	81 M. SATAN	2:00	Hi stick
3	1	18:24	41 S. BARNES	2:00	Delay of game
4	2	2:43	32 R. RAY	2:00	Elbowing
5	2	11:03	25 V. VARADA	2:00	Tripping
6	2	20:00	17 J. DUMONT	2:00	Roughing

## PITTSBURGH PENGUINS

#	Per	Time	Player	PIM	Penalty
1	1	4:06	28 M. ROZSIVAL	2:00	Holding
2	1	4:22	11 D. KASPARAITIS	2:00	Interference - Obstruction
3	1	8:34	29 K. OLIWA	2:00	Cross check
4	1	15:52	5 J. LAUKKANEN	2:00	Holding
5	2	6:19	11 D. KASPARAITIS	2:00	Roughing
6	2	10:17	28 M. ROZSIVAL	2:00	Roughing
7	2	20:00	24 I. MORAN	2:00	Roughing
8	3	8:52	27 A. KOVALEV	2:00	Interference - Obstruction
9	3	12:48	14 M. KRAFT	2:00	Hi stick

## GOALS BY PER.

	BUF	PIT
1	1	0
2	0	2
3	0	1
T	1	3

## SHOTS ON GOAL

	BUF	PIT
1	9	16
2	4	8
3	6	3
T	19	27

## PENALTIES-MIN

	BUF	PIT
1	3-6	4-8
2	3-6	3-6
3	0-0	2-4
T	6-12	9-18

## POWERPLAY (GOALS-OPP)

	BUF	PIT
1	1-2	0-1
2	0-2	0-2
3	0-2	0-0
T	1-6	0-3
Time	9:32	4:46

## ZONE TIME

	BUF	PIT	Neutral
1	9:17	7:58	2:45
2	7:12	7:17	5:31
3	5:49	10:24	3:47
T	22:18	25:39	12:03

## GOALIES (GOALS-SHOTS AGAINST)

	1	2	3	T	Time
BUF(L) BIRON	0-16	2-8	1-3	3-27	58:48
PIT(W) HEDBERG	1-9	0-4	0-6	1-19	60:00

## THREE STARS

1 PIT	24 I. MORAN
2 PIT	28 M. ROZSIVAL
3 PIT	11 D. KASPARAITIS

by: Media at Mellon Arena

## OFFICIALS

Referee:	Kevin Pollock
Referee:	Stephen Walkom
Linesman:	Brad Kovachik
Linesman:	Dan Schachte

VISITOR

HOME



1

 BUFFALO SABRES  
 Game 25 Away Game 10

## Event Summary

 Game 0342  
 Saturday, November 24, 2001  
 7:38 PM ET at Mellon Arena  
 Attendance 16,958  
 Final

3


 PITTSBURGH PENGUINS  
 Game 23 Home Game 12

This NHL Game Report is provided courtesy of the NHL to members of the credentialed media for their exclusive use for news and editorial purposes only and not for any commercial purpose. Any reproduction, use or distribution of this material for a commercial purpose without the express written permission of the NHL is prohibited.

		BUFFALO SABRES	+/-	TOI	SHF	SHOTS										HT	TK	GV	BS		
						1	2	3	OT	T	MS	FW	FL	F%	PN					PIM	
31	G	ESSENSA, BOB		0:00																	
43	G	BIRON, MARTIN		58:48																	
3	D	PATRICK, JAMES	-1	19:29	23						1						1			2	
5	D	WOOLLEY, JASON	-1	16:58	23	1				1										2	
9	C	RASMUSSEN, ERIK	E	15:14	22	1				1							2	1			
13	L	KOZLOV, VYACHESLAV	-1	10:55	12						2								1		
17	R	DUMONT, JEAN-PIERRE	-2	13:29	18									1	2						
18	C	CONNOLLY, TIM	-1	18:25	20	2		2		4	1	4	9	30							
25	R	VARADA, VACLAV	E	19:06	26	1		1		2				1	2	2	1			1	
32	R	RAY, ROB	E	6:01	9									1	2	1					
37	C	BROWN, CURTIS	-1	16:55	24	2				2		7	14	33						1	
41	C	BARNES, STU	-1	19:08	23		1			1	1	9	8	52	1	2	2				
42	D	SMEHLIK, RICHARD	-1	16:30	20		1			1	1				1	2				1	
44	D	ZHITNIK, ALEXEI	-1	29:45	26	1	1	1		3	2						2			1	
51	D	CAMPBELL, BRIAN	-1	12:47	17		1	1		2	1						1				
55	L	HAMEL, DENIS	E	10:34	14			1		1	2						2	1			
61	R	AFINOGENOV, MAXIM	-1	13:43	15						1										
74	D	MCKEE, JAY	-1	16:14	22															1	
77	C	GRATTON, CHRIS	E	11:56	14							7	6	53							
81	L	SATAN, MIROSLAV	-2	21:11	23	1				1	1				1	2	1				
		TEAM TOTALS	-15				9	4	6	0	19	13	27	37	42	6	12	14	4	2	7

		PITTSBURGH PENGUINS	+/-	TOI	SHF	SHOTS										HT	TK	GV	BS		
						1	2	3	OT	T	MS	FW	FL	F%	PN					PIM	
1	G	HEDBERG, JOHAN		60:00																	
30	G	AUBIN, J-SEBASTIEN		0:00																	
2	D	MELICHAR, JOSEF	+2	19:03	29												4	1			
5	D	LAUKKANEN, JANNE	E	15:52	21									1	2	1					
8	D	JONSSON, HANS	E	17:16	23		2			2							1			1	
11	D	KASPARAITIS, DARIUS	+1	21:11	31	1				1	1			2	4	7				4	
12	R	TIBBETTS, BILLY	+1	12:31	16	2				2		3	1	75							
14	C	KRAFT, MILAN	+1	14:29	17						2	8	5	61	1	2					
15	C	PRIMEAU, WAYNE	+1	12:27	19							6	7	46			2			1	
16	C	BEECH, KRIS	+1	12:35	19	2	1	1		4		2	2	50			2			1	
17	C	PETERSEN, TOBY	E	16:40	23							1	5	16			4			1	
20	C	LANG, ROBERT	E	22:11	26	4	2			6		13	7	65						1	
24	R	MORAN, IAN	+1	23:04	30		1			1	1				1	2	1			5	
27	R	KOVALEV, ALEXEI	E	18:59	22	4				4	3				1	2				1	
28	D	ROZSIVAL, MICHAL	+2	19:50	29	1		1		2					2	4			1		
29	L	OLIWA, KRZYSZTOF	+1	8:31	12	1				1					1	2	3				
33	L	LACOUTURE, DAN	+1	10:40	14	1				1							2				
38	C	HRDINA, JAN	+1	19:54	26		1			1	4	4		100						1	
44	R	RICHER, STEPHANE	E	6:34	9		1			1											
95	R	MOROZOV, ALEXEI	+2	11:14	15			1		1	2						1				
		TEAM TOTALS	15				16	8	3	0	27	13	37	27	58	9	18	28	2	4	14

TOI=Time On Ice SHF=# of Shifts MS=Missed Shots FW=Faceoffs Won FL=Faceoffs Lost F%=Faceoff Win Percentage  
 PN=Number of Penalties PIM=Penalty Minutes HT=Hits Given TK=Takeaways GV=Giveaways BS=Blocked Shots

VISITOR

Game Summary

HOME



0

Game 0358  
 Tuesday, November 27, 2001  
 7:38 PM ET at Mellon Arena  
 Attendance 13,410  
 Final

6



NEW JERSEY  
 DEVILS  
 Game 22 Away Game 11

PITTSBURGH  
 PENGUINS  
 Game 24 Home Game 13

SCORING SUMMARY

G	Per	Time	Team	Goal Scorer	Assist	Assist	N.J.	PIT	STR
1	1	3:55	PIT	I. MORAN (2)	M. KRAFT (1)	D. KASPARAITIS (4)	5 30 28 26 16 15	24 1 95 38 14 11	EV
2	1	12:28	PIT	A. KOVALEV (7)	R. LANG (8)	J. HRDINA (4)	3 30 26 12 4	27 1 38 28 20 17	PP
3	2	11:52	PIT	T. PETERSEN (4)	R. LANG (9)		4 26 27 28 17 18	17 1 27 20 8 7	EV
4	2	14:58	PIT	R. LANG (7)	M. ROZSIVAL (5)		3 30 25 23 20 7	20 1 28 16 12 2	EV
5	3	17:15	PIT	M. KRAFT (3)	J. HRDINA (5)	A. MOROZOV (6)	1 27 25 23 21 4	14 1 95 38 28 2	EV
6	3	17:39	PIT	T. PETERSEN (5)	R. LANG (10)	A. KOVALEV (6)	1 27 26 17 16 4	17 1 27 20 8 7	EV

NEW JERSEY DEVILS

PITTSBURGH PENGUINS

#	Per	Time	Player	PIM	Penalty	#	Per	Time	Player	PIM	Penalty
1	1	11:27	16R. HOLEK	2:00	Roughing	1	1	17:34	21. MELICHAR	2:00	Holding stick
2	2	19:40	4S. STEVENS	2:00	Tripping	2	2	4:26	8H. JONSSON	2:00	Board check
3	3	15:49	3K. DANAYKO	5:00	Fighting (maj)	3	3	12:48	Team	2:00	Too many men/ice - bench
						4	3	15:49	12B. TIBBETTS	5:00	Fighting (maj)

GOALS BY PER.			SHOTS ON GOAL		PENALTIES-MIN		POWERPLAY (GOALS-OFF)				ZONE TIME		
	N.J.	PIT	N.J.	PIT	N.J.	PIT	N.J.	PIT	N.J.	PIT	N.J.	PIT	Neutral
1	0	2	1	12	1	1-2	1	1-2	0	1	5:51	9:23	1:45
2	0	2	2	13	6	2	1-2	1-2	2	0-1	0-1	2	3:43
3	0	2	3	14	7	3	1-5	2-7	3	0-1	0-0	3	5:02
T	0	6	T	39	T	3-9	4-11	T	0-3	1-2	T	16:51	29:38
									Time	6:00	3:01		

GOALIES (GOALS-SHOTS AGAINST)							THREE STARS			OFFICIALS	
		1	2	3	T	Time	1 PIT	1 NY PENGUINS	Referee	Linesman	
N.J.	DAMPHOUSSE	0-0	0-2	2-7	2-9	25:02	2 PIT	20 R. LANG	Referee:	Brad Meier	
N.J.(L)	BRODEUR	2-4	2-4	0-0	4-8	34:58	3 PIT	17 T. PETERSEN	Linesman:	Danny McCourt	
PIT(W)	HEDBERG	0-12	0-13	0-14	0-39	60:00			Linesman:	Troy Sartison	

3 Stars picked by: Media at Mellon Arena.

VISITOR

Event Summary

HOME



0

Game 0358  
Tuesday, November 27, 2001  
7:38 PM ET at Mellon Arena

6



NEW JERSEY  
DEVILS  
Game 22 Away Game 11

Attendance 13,410  
Final

PITTSBURGH  
PENGUINS  
Game 24 Home Game 13

NEW JERSEY DEVILS	+/-	TOI	SHF	SHOTS					MS	FW	FL	F%	PN	PIM	HI	TK	GV	BS
				1	2	3	OT	T										
1G DAMPHOUSE, J-F		25:02																
30G BRODEUR, MARTIN		34:58																
3D DANIEVCO, YEN	-1	13:26	20	1		1		2					5				1	
4D STEVENS, SCOTT	-3	17:56	24	2	1			3					2					
5D WHITE, CYRIL	-1	22:44	25	3		1		2	1								2	
7D ZYUZIN, ANDREI	-1	18:48	24			2		2									2	
11C MADDEN, JOHN	E	15:59	22	2	1	2		5	3	13	10	56						
12D NEAL, HININ IV, SERGI	E	14:18	10	1		1		2		10	6	62					1	
15C SALOMONSSON, ANDREAS	-1	13:06	15		1	1		2	1									
16C HOLIK, BOBBY	-3	16:49	20	3	2	1		6	1	9	15	37	1	2	2		1	
17R SYKORA, PETR	-2	16:19	20		1	1		2									1	
18C BRYLIN, SERGEI	E	15:00	18	1		2		3	1					2	1			
19D MCKENZIE, JIM	E	13:11	17															
20L PANDOLFO, JAY	-1	15:17	20		2			2		1	100			2				
21R MCKAY, RANDY	-1	14:23	18						1					4			1	
24C GOMEZ, SCOTT	-4	14:40	18		1			1		1	0					1	1	
25C CARNOTT, JASON	-2	13:24	17		2	1		3		8	5	61		2			1	
26L ELIAS, PATRIK	-3	18:04	23	1	1			2	2									
27D NIEDERMAYER, SCOTT	-3	21:27	28			1		1	2					1			1	
28D RAFATSKI, BRIAN	-1	22:42	24		1			1										
TEAM TOTALS	-25			12	15	14	0	39	12	41	37	33	3	9	16	2	9	6

PITTSBURGH PENGUINS	+/-	TOI	SHF	SHOTS					MS	FW	FL	F%	PN	PIM	HI	TK	GV	BS
				1	2	3	OT	T										
1G HINDRICK, JOHAN		60:00																
30G LAUBIN, J-SEBASTIEN		0:00																
2D MELICHAR, JOSEF	+2	15:29	21										1	2	4			
7D FERENCIC, ANDREW	+2	20:27	26												2	1		
8D JONSSON, HANS	+2	19:12	25										1	2	1			3
11D KASPARAITIS, DARIUS	+1	21:35	26												5		2	3
12R HIBBETTS, BILLY	+1	13:04	17			2		2		4	1	80	1	5	2	1	2	1
14C KRAFT, MILAN	+2	14:10	20		2	1		3		7	11	38			1	1		
15C TRUBEAU, WAYNE	E	15:35	21							5	10	47			1		1	1
16C BEECH, KRIS	+1	14:01	17		1	1		2		1	4	20			1			
17C PETERSEN, TOBY	+2	17:45	21		2	1		3	1	13	7	65						1
20C LANG, ROBERT	+3	18:02	22	2	1	1		4	1	2	3	40			1	1	1	1
24R MORAN, IAN	+1	21:36	26	1				1	1						2			3
25L STEVENS, KEVIN	E	9:40	13															
27R KOVALEV, ALEXEI	+2	16:17	20	1				1	1									1
28D ROZSIVAL, MICHAL	+2	19:17	25															3
29L JOLIVA, KRZYSZTOF	E	11:36	16			1		1	1									
33L ACCIATTI, DAN	E	14:47	16							1	0							1
38C HEDINA, IAN	E	17:58	23					2	1	4	20							1
95R MOROZOV, ALEXEI	+2	13:37	16															
Team Penalty		0:00											1	2				
TEAM TOTALS	+25			4	6	7	0	17	9	37	41	47	4	11	20	7	7	18

TOI=Time On Ice SHF=# of Shifts MS=Missed Shots FW=Faceoffs Won FL=Faceoffs Lost F%=Faceoff Win Percentage  
PN=Number of Penalties PIM=Penalty Minutes HI=Hits Given TK=Takeaways GV=Giveaways BS=Blocked Shots

VISITOR

Game Summary

HOME



0

Game 0377

Thursday, November 29, 2001

5



7:38 PM PT at Compaq Center at San Jose

Attendance 17,496

Final

SAN JOSE SHARKS

Game 25 Home Game 11

PITTSBURGH PENGUINS  
Game 25 Away Game 12

SCORING SUMMARY

G	Per	Time	Team	Goal Scorer	Assist	Assist	PIT	S.J	STR
1	1	9:35	S.J	S. THORNTON (8)	M. RICCI (8)	N. SUNDSTROM (6)	1 27 24 20 17 11	17 35 27 24 22 18	EV
2	1	16:04	S.J	J. SELANNE (9)	M. RICCI (9)	N. SUNDSTROM (7)	1 33 24 20 11	8 7 35 24 18 10	PP
3	1	18:28	S.J	A. GRAVES (2)	Unassisted		1 38 27 14 11 8	9 35 27 22 19 11	EV
4	2	8:54	S.J	V. DAMPHOUSSE (11)	O. NOLAN (12)	J. JILLSON (8)	1 38 24 17 11	25 5 35 20 11 8	PP
5	2	9:04	S.J	M. RICCI (3)	B. STUART (8)		1 29 16 12 8 7	18 7 35 24 17 10	EV

PITTSBURGH PENGUINS

SAN JOSE SHARKS

#	Per	Time	Player	PIM	Penalty	#	Per	Time	Player	PIM	Penalty
1	1	12:17	44 S. RICHER	2:00	Roughing	1	2	3:54	11 O. NOLAN	2:00	Charging
2	1	14:38	71 A. FERENEC	2:00	H stuck	2	2	15:59	10 M. RAGNARSSON	2:00	Interference
3	1	19:14	Team	2:00	Too many men/ice - bench	3	3	5:33	15 A. KOROLYUK	2:00	Slashing
4	2	8:22	27 A. KOVALEV	2:00	Interference	4	3	12:14	5 J. JILLSON	5:00	Fighting (maj)
5	2	9:52	29 K. OLIWA	2:00	Elbowing						
6	2	13:17	12 D. TIBBITTS	2:00	Slashing						
7	3	12:14	33 D. LACOUTURE	5:00	Fighting (maj)						

GOALS BY PER.		SHOTS ON GOAL		PENALTIES-MIN		POWERPLAY (GOALS-OPP)		ZONE TIME							
	PIT	S.J	PIT	S.J	PIT	S.J	PIT	S.J	PIT	S.J	Neutral				
1	0	3	1	9	11	1	3-6	0-0	1	0-0	1-3	1	9:55	6:31	3:34
2	0	2	2	13	10	2	3-6	2-4	2	0-2	1-3	2	8:08	6:39	5:13
3	0	0	3	16	3	3	1-5	2-7	3	0-1	0-0	3	9:35	6:38	3:47
T	0	5	T	38	24	T	7-17	4-11	T	0-3	2-6	T	27:38	19:48	12:34
									Time	6:00	9:58				

GOALIES (GOALS-SHOTS AGAINST)				THREE STARS		OFFICIALS				
	1	2	3	T	Time	1 S.J	35 E. NABOKOV	Referee:	Paul Devorski	
PIT(L)	HEDBERG	3-11	2-10	0-0	5-21	39:57	2 S.J	18 M. RICCI	Referee:	Rob Martell
PIT	AUBIN	0-0	0-0	0-3	0-3	20:00	3 S.J	10 M. RAGNARSSON	Linesman:	Thor Nelson
S.J(W)	NABOKOV	0-5	0-13	0-16	0-35	59:56			Linesman:	Vaughan Rody

3 Stars picked by: Dan Rusanowsky

VISITOR

Event Summary

HOME



Game 0377  
 Thursday, November 29, 2001  
 7:38 PM PT at Compaq Center at San Jose  
 Attendance 17,496  
 Final

5



PITTSBURGH PENGUINS  
 Game 25 Away Game 12

SAN JOSE SHARKS  
 Game 25 Home Game 11

	PITTSBURGH PENGUINS	+/-	TOI	SHF	SHOTS					T	MS	FW	FL	F%	PN	PIM	HT	TK	GV	BS
					1	2	3	OT	T											
1	G HEDBERG, JOHAN		39:57																	
30	G AUBIN, J-SEBASTIEN		20:00																	
2	D MELICHAR, JOSEF	E	16:50	21	1	1	1		3											
7	D FERENSE, ANDREW	-1	18:19	22										1	2	5				
8	D JONSSON, HANS	-2	18:32	23			1		1							2				
11	D KASPARAITIS, DARIUS	-2	20:21	25			3		3							4	1	2	2	
12	R TIBBETTS, BILLY	-1	13:20	17		1			1	2	2	3	40	1	2	3				
14	C KRAFT, MILAN	-1	11:34	15	2	1			3		5	8	38							
15	C PRIMEAU, WAYNE	E	12:19	18	1		2		3	3	10	4	71			1				
16	C BEECH, KRIS	-1	7:51	12		1			1	1		6	0							
17	C PETERSEN, TOBY	-1	20:34	23		2	1		3	1	1	6	14			2				
20	C LANG, ROBERT	-1	20:45	26	2	2			4	4	6	8	42			2	2	1	1	
24	R MORAN, IAN	-1	20:42	26							1		100							
27	R KOVALEV, ALEXEI	-2	17:37	22	2	1	2		5	2				1	2	2				
28	D ROZSIVAI, MICHAJ	E	21:02	23						3						2				
29	L OLIWA, KRZYSZTOF	-1	9:17	12		1			1					1	2	2				
33	L LACOUTURE, DAN	E	13:31	17		2			2	1				1	5	1				
38	C IRDINA, JAN	-1	19:58	22	1	1			2			0				3				
44	R RICHER, STEPHANE	E	14:19	16			1		1	1				1	2					
95	R MOROZOV, ALEXEI	E	13:07	16			5		5	2										
	Team Penalty		0:00												1	2				
	TEAM TOTALS	-15				9	13	16	0	38	20	25	36	41	7	17	29	4	17	10

	SAN JOSE SHARKS	+/-	TOI	SHF	SHOTS					T	MS	FW	FL	F%	PN	PIM	HT	TK	GV	BS
					1	2	3	OT	T											
35	G NABOKOV, EVGENI		59:56																	
37	G KIPRUSOFF, MIKKA		0:00																	
5	D HULLSON, JEFF	E	16:51	19											1	5	3	1	2	
7	D STUART, BRAD	+1	24:15	23	1	2	1		3	1						4	1	1	1	
8	R SELANNE, TEEMU	E	18:09	17	1	1			2							1				
9	L GRAVES, ADAM	+1	14:25	15	2				2							3				
10	D RAGNARSSON, MARCUS	+1	22:13	23											1	2	2	2	1	
11	R NOLAN, OWEN	+1	20:44	23	1				1	4	5	4	55		1	2	2	5	2	
12	C MARLEAU, PATRICK	E	10:30	13			1		1		4	6	40			1		2		
15	R KOROLYUK, ALEXANDER	E	10:38	12			1		1						1	2	1			
17	L THORNTON, SCOTT	+2	14:29	14	1		1		2	1						3				
18	C RICCI, MIKE	+2	16:37	18	2	1			3		9	5	64							
19	L STURM, MARCO	+1	16:54	18							6	3	66				1	1	2	
20	D SUTER, GARY	E	17:47	19	1	2			3											
22	D HANNAN, SCOTT	+2	19:35	22		1			1											
24	R SUNDSTROM, NIKLAS	+2	11:40	11												1		1		
25	C DAMPHOUSSE, VINCENT	E	20:39	20	1	2			3	2	12	7	63							
27	D MARCHMENT, BRYAN	+2	19:21	22						1						1	1	1	1	2
28	R BRADLEY, MATT	E	11:17	15	1	1			2	1						5				
32	L MATTEAU, STEPHANE	E	7:53	10																
	TEAM TOTALS	+15				11	10	3	0	24	10	36	25	59	4	11	27	6	14	9

TOI=Time On Ice SHF=# of Shifts MS=Missed Shots FW=Faceoffs Won FL=Faceoffs Lost F%=Faceoff Win Percentage  
 PN=Number of Penalties PIM=Penalty Minutes HT=Hits Given TK=Takeaways GV=Giveaways BS=Blocked Shots

VISITOR

Game Summary

HOME



2

Game 0393  
 Saturday, December 1, 2001  
 7:07 PM PT at America West Arena  
 Attendance 14,109  
 Final

5



PITTSBURGH  
 PENGUINS  
 Game 26 Away Game 13

PHOENIX COYOTES  
 Game 26 Home Game 12

SCORING SUMMARY

G	Per	Time	Team	Goal Scorer	Assist	Assist	PIT	PHX	STR
1	1	2:55	PIT	D. LACOUTURE (2)	W. PRIMEAU (3)	J. MORAN (5)	33 1 44 24 15 11	1 55 26 23 21 8	EV
2	1	6:23	PHX	T. LETOWSKI (2)	P. MARA (6)	D. LANGKOW (6)	1 44 33 15 7 5	10 1 55 32 23 11	EV
3	1	13:45	PHX	C. LEMIEUX (7)	D. LANGKOW (7)	D. MARKOV (12)	1 27 24 16 12 5	22 1 55 23 11	SH
4	2	2:08	PHX	S. BEREZIN (4)	J. NUMMINEN (7)	S. DOAN (9)	1 28 27 20 2	94 1 27 19 4	EV
5	2	4:20	PIT	S. RICHER (6)	J. LAUKKANEN (1)		44 1 33 15 7 5	1 36 23 19 17 15	EV
6	3	13:04	PHX	M. HANDZUS (2)	Unassisted		1 44 27 14 12 5	16 1 27 15 10	SH
7	3	18:25	PHX	C. LEMIEUX (8)	D. LANGKOW (8)	R. SUCHY (4)	1 27 24 20 2	22 1 94 23 15 11	PP

PITTSBURGH PENGUINS

PHOENIX COYOTES

#	Per	Time	Player	PIM	Penalty	#	Per	Time	Player	PIM	Penalty
1	1	3:04	16 K. BEECH	2:00	Hooking	1	1	8:59	26 M. SULLIVAN	2:00	Holding
2	1	16:34	16 K. BEECH	10:00	Game misconduct	2	1	10:52	36 K. KOLANOS	2:00	Hi stick
3	1	16:34	16 K. BEECH	5:00	Board check (maj)	3	1	10:52	36 K. KOLANOS	2:00	Hi stick
4	2	1:10	12 B. TIBBETTS	2:00	Holding	4	1	16:41	16 M. HANDZUS	2:00	Interference
5	2	8:33	5 J. LAUKKANEN	2:00	Elbowing	5	2	0:29	8 D. BRIERE	2:00	Holding stick
6	3	16:51	11 D. KASPARAITIS	2:00	Delay of game	6	2	10:50	17 L. NAGY	2:00	Interference-on the goaltender
7	3	19:54	38 J. HRDINA	2:00	Roughing	7	3	11:11	36 K. KOLANOS	2:00	Hi stick
8	3	19:54	12 B. TIBBETTS	2:00	Roughing	8	3	19:54	8 D. BRIERE	2:00	Roughing
9	3	19:54	38 J. HRDINA	2:00	Slashing	9	3	19:54	4 O. VAANANEN	2:00	Roughing

GOALS BY PER.

SHOTS ON GOAL

PENALTIES-MIN

POWERPLAY (GOALS-OPP)

ZONE TIME

	PIT	PHX	PIT	PHX	PIT	PHX	PIT	PHX	PIT	PHX	PIT	PHX	Neutral
1	1	2	1	9	8	1	3-17	4-8	1	0-3	0-3	1	8:09 7:57 3:54
2	1	1	2	8	15	2	2-4	2-4	2	0-1	0-2	2	8:17 8:25 3:18
3	0	2	3	4	16	3	4-8	3-6	3	0-1	1-2	3	8:39 7:47 3:34
T	2	5	1	21	39	1	9-29	9-18	1	0-5	1-7	1	25:05 24:09 10:46
							Time	10:00	8:40				

GOALIES (GOALS-SHOTS AGAINST)

THREE STARS

OFFICIALS

	1	2	3	T	Time	1 PHX	10	T. LETOWSKI	Referee:	Mike Hasenfratz
PIT(L) HEDBERG	2-8	1-15	2-16	5-39	59:58	2 PHX	11	D. LANGKOW	Referee:	Brad Watson
PHX(W) BURKE	1-9	1-8	0-4	2-21	60:00	3 PHX	22	C. LEMIEUX	Linesman:	Don Henderson
									Linesman:	Brad Kovachik

3 Stars picked by: Coyotes Radio Network







1

PITTSBURGH PENGUINS  
Game 27 Away Game 14

### Game Summary

Game 0403  
Tuesday, December 4, 2001  
7:38 PM ET at Air Canada Centre  
Attendance 19,271  
Final

HOME

0



TORONTO MAPLE LEAFS  
Game 28 Home Game 14

This NHL Game Report is provided courtesy of the NHL to members of the credentialed media for their exclusive use for news and editorial purposes only and not for any commercial purpose. Any reproduction, use or distribution of this material for a commercial purpose without the express written permission of the NHL is prohibited.

### SCORING SUMMARY

G	Per	Time	Team	Goal Scorer	Assist	Assist	PIT	TOR	STR
1	1	17:57	PIT	R. LANG (8)	A. KOVALEV (7)	A. MOROZOV (7)	20	13	31
							27	24	19
							11	15	14
									EV

### PITTSBURGH PENGUINS

#	Per	Time	Player	PIM	Penalty
1	1	5:18	29 K. OLIWA	5:00	Fighting (maj)
2	3	11:28	24 I. MORAN	2:00	Holding

### TORONTO MAPLE LEAFS

#	Per	Time	Player	PIM	Penalty
1	1	5:18	28 T. DOMI	5:00	Fighting (maj)
2	2	9:38	13 M. SUNDIN	2:00	Holding
3	3	4:41	4 C. CROSS	2:00	Holding

### GOALS BY PER.

	PIT	TOR
1	1	0
2	0	0
3	0	0
T	1	0

### SHOTS ON GOAL

	PIT	TOR
1	11	11
2	6	8
3	6	8
T	23	27

### PENALTIES-MIN

	PIT	TOR
1	1-5	1-5
2	0-0	1-2
3	1-2	1-2
T	2-7	3-9

### POWERPLAY (GOALS-OPP)

	PIT	TOR
1	0-0	0-0
2	0-1	0-0
3	0-1	0-1
T	0-2	0-1
Time	4:00	2:00

### ZONE TIME

	PIT	TOR	Neutral
1	8:51	6:55	4:14
2	7:53	8:01	4:06
3	9:05	6:40	4:15
T	25:49	21:36	12:35

### GOALIES (GOALS-SHOTS AGAINST)

	1	2	3	T	Time
PIT(W) HEDBERG	0-11	0-8	0-8	0-27	60:00
TOR(L) JOSEPH	1-11	0-6	0-6	1-23	59:29

### THREE STARS

- 1 PIT 1 J. HEDBERG
- 2 PIT 27 A. KOVALEV
- 3 PIT 11 D. KASPARAITIS

by: N A

### OFFICIALS

Referee: Dennis Laflue  
 Referee: Mike Leggo  
 Linesman: Brad Larrarowich  
 Linesman: Ray Scapinello

Event Summary

HOME



1

Game 0403  
Tuesday, December 4, 2001  
7:38 PM ET at Air Canada Centre  
Attendance 19,271  
Final

0



PITTSBURGH PENGUINS  
Game 27 Away Game 14

TORONTO MAPLE LEAFS  
Game 28 Home Game 14

This NHL Game Report is provided courtesy of the NHL to members of the credentialed media for their exclusive use for news and editorial purposes only and not for any commercial purpose. Any reproduction, use or distribution of this material for a commercial purpose without the express written permission of the NHL is prohibited.

		PITTSBURGH PENGUINS	+/-	TOI	SHF	SHOTS					MS	FW	FL	F%	PN	PIM	HT	TK	GV	BS
						1	2	3	OT	T										
1	G	HEDBERG, JOHAN		60:00																
30	G	AUBIN, J-SEBASTIEN		0:00															3	
2	D	MELICHAR, JOSEF	E	19:24	24	1										3		1	1	
7	D	FERENCE, ANDREW	E	13:02	18		1									4		1	4	
8	D	JONSSON, HANS	E	19:15	23			1								1		1	3	
11	D	KASPARAITIS, DARIUS	+1	23:47	30											4		2	3	
14	C	KRAFT, MILAN	E	15:39	18					1	5	7	41							
15	C	PRIMEAU, WAYNE	E	12:00	23					1	10	3	76			2				
16	C	BEECH, KRIS	E	11:54	15	1					2	7	22							
17	C	PETERSEN, TOBY	E	14:16	20	1		1		2		1	0			1			1	
20	C	LANG, ROBERT	+1	23:11	26	3		1		4	13	10	58			1		1	1	
23	D	JAKOPIN, JOHN	E	4:54	8														1	
24	R	MORAN, IAN	+1	22:35	29	1	1			2	3			1	2	1	1	2	1	
27	R	KOVALEV, ALEXEI	+1	24:11	26	2	2	2		6	5						1	2	1	
28	D	ROZSIVAL, MICHAL	E	18:24	24		1			1	1					3			1	
29	L	OLIWA, KRZYSZTOF	E	4:04	7	1	1			2									1	
33	L	LACOUTURE, DAN	E	15:11	21	1		1		2				1	5	1				
38	C	HRDINA, JAN	+1	22:46	28							3	0			1				
44	R	RICHER, STEPHANE	E	16:07	20														1	
95	R	MOROZOV, ALEXEI	E	17:20	19					1										
		TEAM TOTALS	6			11	6	6	0	23	14	30	31	49	2	7	22	2	15	17

		TORONTO MAPLE LEAFS	+/-	TOI	SHF	SHOTS					MS	FW	FL	F%	PN	PIM	HT	TK	GV	BS
						1	2	3	OT	T										
31	G	JOSEPH, CURTIS		59:29																
35	G	SCHWAB, COREY		0:00																
4	D	CROSS, CORY	E	16:38	21					1				1	2	1	1	1	1	
7	L	ROBERTS, GARY	E	16:04	17		1			1	2					2				
8	D	BERG, AKI	E	17:05	19															
10	R	VALK, GARRY	E	9:21	11							1	0			1			1	
13	C	SUNDIN, MATS	-1	17:43	20			1		1	10	9	52	1	2	2		1		
14	R	HOGLUND, JONAS	-1	15:23	20		1	1		2						1			1	
15	D	KABERLE, TOMAS	-1	24:51	23		1	1		2									1	
16	C	TUCKER, DARCY	E	15:56	17					1		1	0			2	1	2	1	
18	C	MCCAULEY, ALYN	E	11:31	14	1	1			2	1	2	6	25				1	1	
19	R	RENBERG, MIKAEL	-1	13:30	17	3				3	1								2	
21	C	REICHEL, ROBERT	E	14:06	16	1				1	6	8	42			1			1	
24	D	MCCABE, BRYAN	-1	23:27	23	1		1		2	1					1			1	
25	D	LUMME, JYRKI	E	17:55	21	1	1	1		3						2	2	2	1	
27	L	CORSON, SHAYNE	E	20:03	22	1		1		2	10	5	66							
28	R	DOMI, TIE	E	9:38	11		1	1		2	3		100	1	5	2			1	
36	D	YUSHKEVICH, DMITRY	E	20:41	21	3				3	1					5			1	
39	C	GREEN, TRAVIS	E	11:11	13					1						1			1	
89	R	MOGILNY, ALEXANDER	E	21:28	21		2	1		3	2					1	1		1	
		TEAM TOTALS	-5			11	8	8	0	27	13	31	30	51	3	9	24	5	18	10

TOT=Time On Ice SHF=# of Shifts MS=Missed Shots FW=Faceoffs Won FL=Faceoffs Lost F%=Faceoff Win Percentage  
PN=Number of Penalties PIM=Penalty Minutes HT=Hits Given TK=Takeaways GV=Giveaways BS=Blocked Shots

VISITOR

Game Summary

HOME



4

Game 0417  
Thursday, December 6, 2001  
7:36 PM ET at FleetCenter

1



PITTSBURGH  
PENGUINS  
Game 28 Away Game 15

Attendance 14,125  
Final

BOSTON BRUINS  
Game 28 Home Game 15

SCORING SUMMARY

G	Per	Time	Team	Goal Scorer	Assist	Assist	PIT	BOS	STR
1	1	16:30	BOS	M. LAPOINTE (8)	J. STUMPEL (12)	J. GIRARD (1)	1-24 20 17 8	20 12 55 34 16 13	PP
2	2	14:26	PIT	S. RICHER (7)	M. KRAFT (2)	A. FERENCE (3)	44 1 95 14 8 7	21 62 55 34 31 23	EV
3	2	18:58	PIT	M. KRAFT (4)	A. MOROZOV (8)	S. RICHER (2)	14 1 95 44 28 2	13 64 34 33 32 16	EV
4	3	12:13	PIT	S. RICHER (8)	A. MOROZOV (9)		44 1 95 24 14 11	17 44 34 27 19 18	EV
5	3	19:02	PIT	J. HRDINA (7)	R. LANG (11)		38 1 27 24 20 11	12 55 21 20 19 16	EV-EN

PITTSBURGH PENGUINS

BOSTON BRUINS

#	Per	Time	Player	PIM	Penalty	#	Per	Time	Player	PIM	Penalty
1	1	2:50	29 K. OLIWA	5:00	Fighting (maj)	1	1	2:50	62 A. NAZAROV	5:00	Fighting (maj)
2	1	15:14	11 D. KASPARAITIS	2:00	Board check	2	1	17:49	13 B. GUERN	2:00	Interference on the goaltender
3	2	1:58	28 M. ROZSIVAL	2:00	Cross check	3	3	15:05	19 J. THORNTON	2:00	Slashing
4	2	20:00	24 I. MORAN	2:00	Holding						

GOALS BY PER.

SHOTS ON GOAL

PENALTIES-MIN

POWERPLAY (GOALS-OPP)

ZONE TIME

	PIT	BOS	PIT	BOS	PIT	BOS	PIT	BOS	PIT	BOS	PIT	BOS	Neutral
1	0	1	3	12	2-7	2-7	1	0-1	1-1	1	12:58	3:20	3:42
2	2	0	13	8	2-4	0-0	2	0-0	0-1	2	8:18	6:31	5:11
3	2	0	10	9	0-0	1-2	3	0-1	0-1	3	7:18	6:18	6:24
T	4	1	26	29	4-11	3-9	T	0-2	1-3	T	28:34	16:09	15:17
							Time	4:00	5:16				

GOALIES (GOALS-SHOTS AGAINST)

THREE STARS

OFFICIALS

	1	2	3	T	Time	1 PIT	44	S. RICHER	Referee:	Marc Joannette
PIT(W) HEDBERG	1-12	0-8	0-9	1-29	59:59	2 PIT	95	A. MOROZOV	Referee:	Mike Leggo
BOS(L) DAFOE	0-3	2-13	1-9	3-25	59:30	3 PIT	1	J. HEDBERG	Linesman:	Gerry Gauthier
BOS EMPTY NET	0-0	0-0	1-1	1-1					Linesman:	Tony Sericolo

3 Stars picked by: WBZ RADIO 1030

VISITOR

Event Summary

HOME



Game 0417  
 Thursday, December 6, 2001  
 7:36 PM ET at FleetCenter  
 Attendance 14,125  
 Final



**PITTSBURGH PENGUINS**  
 Game 28 Away Game 15

**BOSTON BRUINS**  
 Game 28 Home Game 15

	PITTSBURGH PENGUINS	+/-	TOI	SHF	SHOTS					MS	FW	FL	F%	PN	PIM	HT	TK	GV	BS
					1	2	3	OT	T										
1	G HEDBERG, JOHAN		59:59																
30	G AUBIN, J-SEBASTIEN		0:00																
2	D MELICHAR, JOSEF	+1	17:44	20		1			1							2			
7	D FERENCE, ANDREW	+1	18:44	21		1			1							2			
8	D JONSSON, HANS	+1	21:23	23		1			1							2			3
11	D KASPARAITIS, DARIUS	+2	20:02	25			1		1				1	2	3	1	1		
12	R TIBBETTS, BILLY	E	12:51	17			1		1		5	100			1	1	1		
14	C KRAFT, MILAN	+3	17:11	22		3			3		6	10	37						
15	C PRIMEAU, WAYNE	E	8:41	14							2	6	25			2		1	
17	C PETERSEN, TOBY	E	14:45	22							3	0			2		1		
20	C LANG ROBERT	+1	25:18	27		2	2		4	1	11	10	52					1	
23	D JAKOPIN, JOHN	E	2:21	3												2			
24	R MORAN, IAN	+2	21:15	26	1	1			2					1	2	1			1
27	R KOVALEV, ALEXEI	+1	25:01	25			2		2	3						1			
28	D DROZSIVAL, MICHAL	+1	18:04	20		1	1		2					1	2				1
29	L OLIWA, KRZYSZTOF	E	1:24	2										1	5				
33	L LACOUTURE, DAN	E	15:31	22					1							1			
38	C HRDINA, JAN	+1	23:59	25	1		1		2	2	1	100					1		
44	R RICHER, STEPHANE	+3	13:40	21		2	2		4	1									
95	R MOROZOV, ALEXEI	+3	16:30	23	1	1			2	1									
	TEAM TOTALS	+20			3	13	10	0	26	10	25	29	46	4	11	20	2	5	6

	BOSTON BRUINS	+/-	TOI	SHF	SHOTS					MS	FW	FL	F%	PN	PIM	HT	TK	GV	BS	
					1	2	3	OT	T											
34	G DAFOE, BYRON		59:30																1	
47	G GRAHAME, JOHN		0:00																	
11	L AXELSSON, P.J.	E	18:31	21	1	1			2							1	1			
12	C ROLSTON, BRIAN	-1	25:06	25	1	3	3		7	1	8	9	47			3				
13	R GUERIN, BILL	-1	19:37	21	3				3	1				1	2	3	1			
16	C STUMPEL, JOZEF	-2	17:13	20	1				1		3	7	30			2			2	
17	L ZAMUNER, ROB	-1	17:02	19	1				1		1	0			1	1	1			
18	D MCLAREN, KYLE	-1	17:13	17			1		1							3	1	1		
19	C THORNTON, JOE	-2	19:48	22	1	1	2		4		11	6	64	1	2	1		3		
20	R LAPOINTE, MARTIN	-1	19:54	23	1	1			2		3	2	60			3	1	1		
21	D O'DONNELL, SEAN	-2	26:21	25												1			1	
23	C EMMONS, JOHN	-1	3:37	6							4	100				1				
27	R MURRAY, GLEN	-1	19:55	21		1			1									1		
31	D RIVERS, JAMIE	-1	2:17	4			1		1											
32	D SWEENEY, DON	-1	23:31	23	1		1		2							3			2	
33	R PELLERIN, SCOTT	-1	15:57	16						1						1		1		
44	D BOYNTON, NICHOLAS	-1	17:37	20	1	1			2	2						1				
55	D GIRARD, JONATHAN	-2	17:00	14												1				
62	L NAZAROV, ANDREI	-1	1:26	3										1	5	1				
64	D KULTANEN, JARNO	-1	12:58	15	1		1		2											
	TEAM TOTALS	-21				12	8	9	0	29	5	29	25	54	3	9	25	5	12	3

TOI=Time On Ice SHF=# of Shifts MS=Missed Shots FW=Faceoffs Won FL=Faceoffs Lost F%=Faceoff Win Percentage  
 PN=Number of Penalties PIM=Penalty Minutes HT=Hits Given TK=Takeaways GV=Giveaways BS=Blocked Shots

VISITOR

Game Summary

HOME



3

Game 0436  
Saturday, December 8, 2001  
7:30 PM ET at Mellon Arena

6



ATLANTA THRASHERS  
Game 28 Away Game 16

Attendance: 14,917  
Final

PITTSBURGH PENGUINS  
Game 29 Home Game 14

SCORING SUMMARY

C	Per	Time	Team	Goal Scorer	Assist	Assist	ATL	PIT	STR
1	1	1:41	PIT	H. JONSSON (1)	A. KOVALEV (9)	J. HRDINA (6)	33 4 28 15 27	8 20 27 38 95 1	PP
2	1	17:01	ATL	Y. TREMBLAY (2)	D. HEATLEY (13)	J. KOVALCHUK (9)	38 8 15 17 21 33	1 11 20 24 33	PP
3	2	1:46	PIT	K. BEECH (2)	T. PETERSEN (7)	A. FERENCE (4)	8 12 22 27 28 33	16 1 7 17 23 33	EV
4	2	3:46	PIT	D. LACOUTURE (3)	W. PRIMEAU (4)	J. JAKOPIN (2)	1 8 9 18 21 28	33 1 7 12 15 23	EV
5	2	9:31	ATL	R. FERRARO (5)	H. DOMENICHELLI (4)	R. FERRARO (0)	18 1 4 9 21 32	31 7 12 14 15 23	EV
6	2	16:06	PIT	M. ROZSIVAL (3)	R. LANG (12)	A. MOROZOV (10)	1 19 28 36 39	28 1 20 27 38 95	PP
7	3	9:50	ATL	T. HRKAC (5)	D. HEATLEY (14)	P. STEFAN (1)	12 1 4 13 15 38	1 11 20 23 27 38	EV
8	3	17:47	PIT	A. KOVALEV (8)	R. LANG (13)		1 8 13 15 17 36	27 1 8 11 20 38	EV
9	3	19:56	PIT	M. KRAFT (5)	Unassisted		8 9 12 15 17	14 1 7 28 33	EV-EN

ATLANTA THRASHERS

PITTSBURGH PENGUINS

#	Per	Time	Player	PIM	Penalty	#	Per	Time	Player	PIM	Penalty
1	1	1:21	21R. FERRARO	2:00	Interference - Obstruction	1	1	2:12	12B. TIBBETTS	5:00	ighting (maj)
2	1	2:12	29D. HORDICHUK	5:00	Fighting (maj)	2	1	3:38	12B. TIBBETTS	10:00	Misconduct (10 min)
3	1	11:49	15D. HEATLEY	2:00	Holding stick	3	1	6:29	8H. JONSSON	2:00	Tripping
4	1	12:22	22S. DONOVAN	2:00	Hi stick	4	1	15:14	16K. BEECH	2:00	Hooking
5	1	12:22	22S. DONOVAN	2:00	Hi stick	5	3	19:34	11D. KASPARAITIS	2:00	Roughing
6	2	14:44	22S. DONOVAN	2:00	Interference						
7	2	20:00	17L. KOVALCHUK	2:00	Interference - Obstruction						
8	3	19:34	21R. FERRARO	2:00	Roughing						

GOALS BY PER		SHOTS ON GOAL		PENALTIES-MIN		POWERPLAY (GOALS-OFF)		ZONE TIME					
	ATL	PIT		ATL	PIT		ATL	PIT	ATL	PIT	Neutral		
1	1	1	0	15	1	5-15	4-15	1	1-2	1-4	0:00	0:00	0:00
2	1	3	11	19	2	2-4	0-0	2	0-0	1-1	8:18	7:34	4:03
3	1	2	8	9	3	1-2	1-2	3	0-0	0-1	7:52	26:00	-13:-52
T	3	6	25	41	6	8-19	5-21	T	1-2	2-6	16:10	33:34	-9:-49
								Time	2:39	8:34			

GOALIES (GOALS-SHOTS AGAINST)

THREE STARS

OFFICIALS

		1	2	3	T	Time	1 PIT	2 PIT	3 ATL	Referee:	Linesman:
ATL(L)	RHODES	0-0	2-14	1-8	3-22	37:13	2	33	0	Referee: Mike Macdonald	Linesman: Ian Walsh
ATL	FRANCIKA	1-13	1-5	0-0	2-18	21:46	3	0	0	Referee: Brad Kovachik	Linesman: Brian Mach
ATL	EMPTY NET	0-0	0-0	1-1	1-1						
PIT(W)	HERRERA	1-6	1-11	1-8	3-25	60:00					

3 Stars picked by: Media at Mellon Arena

VISITOR

Event Summary

HOME



3

Game 0436  
Saturday, December 8, 2001  
7:30 PM ET at Mellon Arena

6



ATLANTA THRASHERS  
Game 28 Away Game 16

Attendance 14,917  
Final

PITTSBURGH PENGUINS  
Game 29 Home Game 14

ATLANTA THRASHERS				TEAM SHOTS															
	+/-	TOI	SHF	1	2	3	OT	T	MS	FW	FL	F%	PN	PIM	HT	TK	GV	BS	
1 G RHODES, DAMIAN		37:13																	
33 G HNILICKA, MILAN		21:46																	
3 D POTHIER, BRIAN	E	18:02	25			2		2											
4 D TAMER, CHRIS	+2	19:58	21																3
8 D ZABRHEJ, JEROME	-4	20:34	26																4
9 L DOMENICHELLI, HNAT	-1	18:45	26	2	4	1		7	2										1
12 C HRKAC, TONY	-1	16:33	20			2		2		3	5	37							1
13 C SIEFAN, PATRIK	E	13:59	18			2		2		9	6	60							
15 L HEATLEY, DANY	-1	18:15	25	2		1		3			1	0							1
17 R KOVALCHUK, ILYA	-2	19:16	24			1		1											
18 R BARTECKO, LUBOS	E	16:11	20		2			2											
19 R TAPPER, BRAD	E	8:45	13		1			1											1
21 C FERRARO, RAY	E	18:59	23		1			1		12	9	57		4					1
22 R DONOVAN, SHEAN	-1	13:09	17											3					1
27 C CORKUM, BOB	-1	15:08	19							12	5	70							
28 D REIRDEN, TODD	-2	14:29	21	1				1											2
29 L HORDICHUK, DARCY	E	4:36	8											1	5				
36 D TJARNOVIST, DANIEL	-1	21:53	29												4				2
38 D TREMBLAY, YANNICK	+2	19:37	26	1				1	2										2
19 C SVARTVADET, PER	E	8:10	15		2			2		2	5	28							3
TEAM TOTALS	-10			6	11	8	0	25	7	38	31	55	8	19	11	2	5	18	

PITTSBURGH PENGUINS				TEAM SHOTS															
	+/-	TOI	SHF	1	2	3	OT	T	MS	FW	FL	F%	PN	PIM	HT	TK	GV	BS	
1 G RYDBERK, JULIAN		00:00																	
30 G AUBIN, J-SEBASTIEN		00:00																	
5 D LAUKKANEN, JANNE	E	10:30	16																1
7 D FERRENCE, ANDREW	+2	14:45	20		1			1											1
8 D JONSSON, HANS	+1	18:42	26	3				3	1						2	1	1		4
11 D KASPARAITIS, DARIUS	E	18:53	24												2	0	2		2
12 R TIBBETTS, BILLY	E	2:24	6		1			1						2	15				1
14 C KRAFT, MILAN	E	12:51	16	1	2	1		4	1	7	7	50							1
15 C PRIMEAU, WAYNE	E	8:21	20		1			1		8	6	57							1
16 C BEECH, KRIS	+1	16:22	19	1	2	1		4	1	2	8	20		2	1	1			
17 C PETERSEN, TOBY	+3	14:23	13	1	3	1		5				100							5
20 C LANG, ROBERT	E	21:15	25	2	5	1		8	3	11	14	44							2
23 D JAKOPIN, JOHN	E	10:47	15						1										1
24 R MORAN, IAN	E	5:37	8	1				1											1
27 R KOVALEV, ALEXEI	E	19:41	22	2	1	4		7	4										1
28 C ROYVAL, MATHIE	+1	19:41	22	1	2			3											2
33 L LACOUTURE, DAN	+3	18:53	26		1	1		2		1		100							1
38 C HRDINA, JAN	E	16:48	22						1	3	25								1
44 R RICHER, STEPHANE	E	10:07	13	1				1											1
95 R MOROZOV, ALEXEI	E	14:15	16																1
TEAM TOTALS	+0			13	19	9	0	41	11	31	38	45	5	21	17	5	4	16	

TOI=Time On Ice SHF=# of Shifts MS=Missed Shots FW=Faceoffs Won FL=Faceoffs Lost F%=Faceoff Win Percentage  
PN=Number of Penalties PIM=Penalty Minutes HT=Hits Given TK=Takeaways GV=Giveaways BS=Blocked Shots

VISITOR

Game Summary

HOME



2

Game 0453  
 Tuesday, December 11, 2001  
 8:08 PM ET at MCI Center  
 Attendance 18,672  
 Final

2



PITTSBURGH  
 PENGUINS  
 Game 30 Away Game 16

WASHINGTON  
 CAPITALS  
 Game 31 Home Game 14

SCORING SUMMARY

G	Per	Time	Team	Goal Scorer	Assist	Assist	PIT	WSH	STR
1	2	4:25	PIT	A. KOVALEV (9)	R. LANG (14)	J. HRDINA (7)	27 1 38 28 20 2	3 77 68 37 29 10	EV
2	2	4:47	WSH	J. DAHLEN (13)	J. JAGR (16)		1 38 28 27 20 2	10 77 68 55 37 29	EV
3	2	19:21	PIT	J. HRDINA (8)	A. KOVALEV (10)	R. LANG (15)	38 1 28 27 20 2	10 77 68 55 37 29	EV
4	3	4:42	WSH	C. SIMON (5)	P. BONDRA (10)	A. OATES (21)	1 95 38 27 20 8	17 4 55 37 12 11	EV

PITTSBURGH PENGUINS

WASHINGTON CAPITALS

#	Per	Time	Player	PIM	Penalty	#	Per	Time	Player	PIM	Penalty
1	1	2:31	29 K. OLIWA	2:00	Hi stick	1	1	8:35	3 S. COTE	2:00	Holding stick
2	1	6:04	38 J. HRDINA	2:00	Slashing	2	2	10:19	19 B. WITT	2:00	Slashing
3	1	13:07	8 H. JONSSON	2:00	Tripping	3	3	2:35	17 C. SIMON	2:00	Slashing
4	1	17:36	38 J. HRDINA	2:00	Holding stick						
5	2	14:53	1 J. HEDBERG	2:00	Delay of game						

GOALS BY PER.			SHOTS ON GOAL			PENALTIES-MIN			POWERPLAY (GOALS-OPP)			ZONE TIME			
	PIT	WSH		PIT	WSH		PIT	WSH		PIT	WSH		PIT	WSH	Neutral
1	0	0	1	4	15	1	4-8	1-2	1	0-1	0-4	1	9:25	5:38	4:57
2	2	1	2	11	12	2	1-2	1-2	2	0-1	0-1	2	9:12	6:44	4:04
3	0	1	3	9	6	3	0-0	1-2	3	0-1	0-0	3	5:31	9:35	4:54
4	0	0	4	0	1	4	0-0	0-0	4	0-0	0-0	4	1:58	1:51	1:11
T	2	2	1	24	34	1	5-10	3-6	1	0-3	0-5	1	26:06	23:48	15:06
									Time	6:00	10:00				

GOALIES (GOALS-SHOTS AGAINST)							THREE STARS			OFFICIALS		
		1	2	3	OT	T	Time	1 PIT	27	A. KOVALEV	Referee:	Terry Gregson
PIT(T)	HEDBERG	0-15	1-12	1-6	0-1	2-34	65:00	2 WSH	12	P. BONDRA	Referee:	Rob Martell
WSH(T)	KOLZIG	0-4	2-11	0-9	0-0	2-24	65:00	3 PIT	1	J. HEDBERG	Linesman:	Tim Nowak
											Linesman:	Vaughan Rody

3 Stars picked by: N A

© Copyright 2001, National Hockey League

2001-12-11-22.50.33

VISITOR

Event Summary

HOME



2

Game 0453  
 Tuesday, December 11, 2001  
 8:08 PM ET at MCI Center  
 Attendance 18,672  
 Final

2



PITTSBURGH PENGUINS

Game 30 Away Game 16

WASHINGTON CAPITALS

Game 31 Home Game 14

	PITTSBURGH PENGUINS	+/-	TOI	SHF	SHOTS							MS	FW	FL	F%	PN	PIM	HT	TK	GV	BS
					1	2	3	OT	T												
1	G HEDBERG, JOHAN		65:00																		
30	G GAUBIN, J-SEBASTIEN		0:00												1	2					1
2	D MELICHAR, JOSEF	+1	19:32	27	1		1			2											2
7	D FERENCE, ANDREW	E	21:41	28	1	1				2	2						1				2
8	D JONSSON, HANS	-1	22:30	30			1			1	1				1	2	2				2
11	D KASPARAITIS, DARIUS	E	24:49	31							1						4				3
12	R TIBBETTS, BILLY	E	5:16	8								3	0				1				
14	C KRAFT, MILAN	E	14:13	19	1	1				2			9	0				1			1
15	C PRIMEAU, WAYNE	E	10:59	16			1			1	2	8	8	50				1			1
16	C BEECH, KRIS	E	14:32	22		1	1			2		5	7	41				1			1
17	C PETERSEN, TOBY	E	14:20	22			1			1			1	0							
20	C LANG, ROBERT	E	28:13	33								13	14	48							
23	D JAKOPIN, JOHN	E	13:33	19			1			1	1							4		1	2
27	R KOVALEV, ALEXEI	E	24:49	29	1	2	1			4	4							2			1
28	D ROZSIVAL, MICHAL	+1	23:13	30		2				2								1	2		7
29	L OLIWA, KRZYSZTOF	E	1:46	3											1	2					
33	L LACOUTURE, DAN	E	17:15	26		1				1	1							2	2		1
38	C HRDINA, JAN	E	22:01	27		1				1		2	2	50	2	4	1	1	1		1
44	R RICHER, STEPHANE	E	13:01	20		2	1			3										1	1
95	R MOROZOV, ALEXEI	-1	18:13	19			1			1	1									1	1
	TEAM TOTALS	E				4	11	9	0	24	13	28	44	39	5	10	21	8	14		20

	WASHINGTON CAPITALS	+/-	TOI	SHF	SHOTS							MS	FW	FL	F%	PN	PIM	HT	TK	GV	BS
					1	2	3	OT	T												
1	G BILLINGTON, CRAIG		0:00																		
37	G KOLZIG, OLAF		65:00																		
2	D KLEE, KEN	E	19:18	26																	3
3	D COTE, SYLVAIN	-1	22:57	29						2					1	2	1				1
4	D KUCERA, FRANTISEK	+1	18:52	24						2											3
8	R KHRISTICH, DMITRI	E	19:40	24						1	7	7	50								1
9	R ZUBRUS, DAINIUS	E	22:11	24		1	1			2		1	2	33					2	2	1
10	R DAHLEN, ULF	-1	21:25	21	1	3	2			6								1	1		1
11	C HALPERN, JEFF	+1	13:14	18	2	1				3		9	6	60						2	
12	R BONDRA, PETER	+1	24:54	25	6	4	1			11	3							1	1		2
13	C NIKOLISHIN, ANDREI	E	9:41	12								6	3	66							
14	L SACCO, JOE	E	4:17	7		1				1	1		1	0					3		2
17	L SIMON, CHRIS	+1	12:07	15	1		1			2		1		100	1	2		2		1	
18	L PETTINGER, MATT	E	11:06	14		1	1			2								4		1	
19	D WITT, BRENDAN	E	21:58	28							1										
29	D REEKIE, JOE	-1	16:22	20	1					1					1	2	1	1			1
51	R PEAT, STEPHEN	E	1:49	3							1								1	2	4
55	D GONCHAR, SERGEI	+1	23:15	25							2									3	1
68	R JAGR, JAROMIR	-1	24:12	25	2				1	3											3
77	C OATES, ADAM	-1	26:40	27	2	1				3	1	20	9	68				1	1		2
	TEAM TOTALS	E				15	12	6	1	34	14	44	28	61	3	6	12	19	21		13

TOI=Time On Ice SHF=# of Shifts MS=Missed Shots FW=Faceoffs Won FL=Faceoffs Lost F%=Faceoff Win Percentage  
 PN=Number of Penalties PIM=Penalty Minutes HT=Hits Given TK=Takeaways GV=Giveaways BS=Blocked Shots

© Copyright 2001, National Hockey League

2001-12-11-22.50.33



VISITOR

Game Summary

HOME



4

Game 0458  
 Wednesday, December 12, 2001  
 7:38 PM ET at Mellon Arena  
 Attendance 13,397  
 Final

2



BOSTON BRUINS  
 Game 30 Away Game 14

PITTSBURGH PENGUINS  
 Game 31 Home Game 15

SCORING SUMMARY																			
G	Per	Time	Team	Goal Scorer	Assist	Assist	BOS			PIT			STR						
1	1	5:06	BOS	G. MURRAY (11)	J. THORNTON (17)		27	19	25	33	47	55	1	8	11	16	17	33	EV
2	1	11:43	PIT	A. KOVALEV (10)	R. LANG (16)	M. ROZSIVAL (6)	11	12	20	21	47	64	27	1	2	20	25	28	EV
3	2	10:50	BOS	B. GUERIN (12)	D. SWEENEY (6)	P. AXELSSON (4)	13	11	12	18	32	47	1	7	12	15	23	25	EV
4	2	16:53	BOS	S. O'DONNELL (1)	J. STUMPEL (13)	M. LAPOINTE (10)	21	12	16	20	33	47	1	2	15	20	28	PP	
5	3	1:07	PIT	A. KOVALEV (11)	A. MOROZOV (11)		19	21	27	32	33	47	27	1	2	14	28	95	EV
6	3	19:13	BOS	B. GUERIN (13)	J. THORNTON (18)	H. GILL (6)	13	12	19	21	25	47	14	16	17	20	27	38	EV-EN

BOSTON BRUINS						PITTSBURGH PENGUINS					
#	Per	Time	Player	PIM	Penalty	#	Per	Time	Player	PIM	Penalty
1	2	3:25	31 J. RIVERS	2:00	Hi stick	1	2	14:58	23 J. JAKOPIN	2:00	Holding stick
2	2	17:19	27 G. MURRAY	2:00	Holding stick						
3	3	11:46	11 P. AXELSSON	2:00	Hi stick						

GOALS BY PER.			SHOTS ON GOAL			PENALTIES-MIN			POWERPLAY (GOALS-OPP)			ZONE TIME			
	BOS	PIT		BOS	PIT		BOS	PIT		BOS	PIT		BOS	PIT	Neutral
1	1	1	1	14	8	1	0-0	0-0	1	0-0	0-0	1	0:00	0:00	0:00
2	2	0	2	16	14	2	2-4	1-2	2	1-1	0-2	2	7:53	7:59	4:08
3	1	1	3	11	12	3	1-2	0-0	3	0-0	0-1	3	6:28	7:54	5:38
T	4	2	1	41	34	1	3-6	1-2	1	1-1	0-3	1	14:21	15:53	9:46
									Time	1:55	6:00				

GOALIES (GOALS-SHOTS AGAINST)						THREE STARS			OFFICIALS		
		1	2	3	T	Time	1 BOS	47	J. GRAHAME	Referee:	Brad Watson
BOS(W)	GRAHAME	1-8	0-14	1-12	2-34	60:00	2 PIT	27	A. KOVALEV	Referee:	Scott Zelkin
PIT(L)	HEDBERG	1-14	2-16	0-10	3-40	59:31	3 BOS	13	B. GUERIN	Linesman:	Derek Amell
PIT	EMPTY NET	0-0	0-0	1-1	1-1					Linesman:	Brad Kovachik

3 Stars picked by: Media at Mellon Arena

© Copyright 2001, National Hockey League

2001-12-12-22.20.15

VISITOR

Event Summary

HOME



4

Game 0458  
 Wednesday, December 12, 2001  
 7:38 PM ET at Mellon Arena  
 Attendance 13,397  
 Final

2



BOSTON BRUINS  
 Game 30 Away Game 14

PITTSBURGH PENGUINS  
 Game 31 Home Game 15

	BOSTON BRUINS	+/-	TOI	SHF	SHOTS					MS	FW	FL	F%	PN	PIM	HT	TK	GV	BS	
					1	2	3	OT	T											
34	G DAFEO, BYRON		0:00																	
47	G GRAHAME, JOHN		60:00																	
11	L AXELSSON, P.J.	E	18:01	24	1				1				1	2	1					
12	C ROLSTON, BRIAN	+1	21:44	27	4	5	1		10	1	9	9	50							
13	R GUERIN, BILL	+2	19:21	24	2	1	2		5	1	1	100						3		
16	C STUMPEL, JOZEF	E	18:23	24		1	2		3		10	6	62							
17	L ZAMUNER, ROB	E	17:42	22													1			
18	D MCLAREN, KYLE	+1	22:24	27	1		1		2									1		
19	C THORNTON, JOE	+1	18:09	24	1	2			3	2	8	16	33		1		1			
20	R LAPOINTE, MARTIN	-1	16:25	22	3		1		4		1	1	50		4			1		
21	D O'DONNELL, SEAN	-1	25:09	27		1			1	2					2			1		
25	D GILL, HAL	+2	22:41	24											3			3		
27	R MURRAY, GLEN	E	17:35	22	2		2		4	2				1	2	1				
31	D RIVERS, JAMIE	E	4:15	6										1	2	1				
32	D SWEENEY, DON	E	19:49	26			1		1	1					1			3		
33	R PELLERIN, SCOTT	E	16:13	19		2			2		1	0								
42	C STOCK, P.J.	E	3:58	5							2	1	66							
55	D GIRARD, JONATHAN	+1	13:23	17		2			2						2					
62	L NAZAROV, ANDREI	E	4:06	5		1	1		2	2										
64	D KULTANEN, JARNO	-1	14:39	16		1			1						1		1			
	TEAM TOTALS	+5				14	16	11	0	41	11	31	34	48	3	6	16	1	2	12

	PITTSBURGH PENGUINS	+/-	TOI	SHF	SHOTS					MS	FW	FL	F%	PN	PIM	HT	TK	GV	BS	
					1	2	3	OT	T											
1	G HEDBERG, JOHAN		59:31																	
30	G GAUBIN, J-SEBASTIEN		0:00																	
2	D MELICHAR, JOSEF	+2	14:58	20		1	2		3	2					1					
7	D FERENCE, ANDREW	-1	17:25	22		2			2	1					2			1		
8	D JONSSON, HANS	-1	25:26	28		1			1						3		1	2		
11	D KASPARAITIS, DARIUS	-1	22:19	28		1			1						4		1	3		
12	R TIBBETTS, BILLY	-1	7:54	9							1	0								
14	C KRAFT, MILAN	E	19:33	24		2	2		4		11	8	57			1				
15	C PRIMEAU, WAYNE	-1	10:25	17							5	8	38			1		1		
16	C BEECH, KRIS	-2	16:06	20		1	2		3		3	5	37			1	1			
17	C PETERSEN, TOBY	-2	11:16	19		1	1	1	2		1	100								
20	C LANG, ROBERT	E	20:52	24		1	1	1	3	1	14	9	60							
23	D JAKOPIN, JOHN	-1	14:53	19						1					1	2		1		
25	L STEVENS, KEVIN	E	6:19	8																
27	R KOVALEV, ALEXEI	+1	22:21	23		3	2	1	6						2		1	1		
28	D ROZSIVAL, MICHAL	+2	18:36	23			1		1								1	1		
33	L LACOUTURE, DAN	-1	13:04	19		1			1											
38	C HRDINA, JAN	-1	19:14	24						1							3	1		
44	R RICHER, STEPHANE	E	18:01	23		2	1	2	5											
99	R MOROZOV, ALEXEI	+1	19:50	22			2		2						2		1			
	TEAM TOTALS	-6				8	14	12	0	34	6	34	31	52	1	2	15	2	11	11

TOI=Time On Ice SHF=# of Shifts MS=Missed Shots FW=Faceoffs Won FL=Faceoffs Lost F%=Faceoff Win Percentage  
 PN=Number of Penalties PIM=Penalty Minutes HT=Hits Given TK=Takeaways GV=Giveaways BS=Blocked Shots

© Copyright 2001, National Hockey League

2001-12-12-22.20.15

VISITOR

## Game Summary

HOME



5

Game 0474  
Friday, December 14, 2001  
7:38 PM ET at Mellon Arena  
Attendance 13,378  
Final

2



MINNESOTA WILD  
Game 31 Away Game 14

PITTSBURGH  
PENGUINS  
Game 32 Home Game 16

## SCORING SUMMARY

G	Per	Time	Team	Goal Scorer	Assist	Assist	MIN	PIT	STR
1	2	7:29	MIN	S. ZHOLTOK (6)	M. GABORIK (18)	A. LAAKSONEN (4)	33 10 17 24 35 77	1 2 14 17 28 44	EV
2	2	11:14	MIN	S. ZHOLTOK (7)	R. PARK (2)	L. SEKERAS (5)	33 18 32 35 42 77	1 8 11 17 38	PP
3	2	18:26	PIT	R. LANG (9)	K. BEECH (10)	J. HRDINA (8)	3 11 34 35 77	20 1 8 16 27 38	PP
4	3	5:33	MIN	M. GABORIK (14)	F. KUBA (13)	W. WALZ (4)	10 17 24 35 37 77	1 2 20 27 28 38	EV
5	3	14:59	PIT	J. HRDINA (9)	K. BEECH (11)	R. LANG (17)	3 14 17 24 35	38 1 8 16 20 27	PP
6	3	15:35	MIN	P. DUPUIS (7)	A. SUTTON (4)	L. SEKERAS (6)	11 4 33 35 42 77	1 7 11 12 15 33	EV
7	3	19:25	MIN	W. WALZ (5)	Unassisted		37 3 4 24 35	14 15 17 27 28 44	SH-EN

## MINNESOTA WILD

## PITTSBURGH PENGUINS

#	Per	Time	Player	PIM	Penalty	#	Per	Time	Player	PIM	Penalty
1	1	4:05	42 A. SUTTON	5:00	Fighting (maj)	1	1	4:05	12 B. TIBBETTS	5:00	Fighting (maj)
2	1	10:45	34 J. DOWD	2:00	Hi stick	2	1	4:30	27 A. KOVALEV	2:00	Roughing
3	1	15:45	10 M. GABORIK	2:00	Hi stick	3	2	9:28	7 A. FERENCE	2:00	Cross check
4	2	1:55	15 A. BRUNETTE	2:00	Hi stick	4	2	13:11	44 S. RICHER	2:00	Hi stick
5	2	17:37	14 D. HENDRICKSON	2:00	Slashing	5	3	0:21	11 D. KASPARAITIS	2:00	Hooking
6	3	13:11	42 A. SUTTON	2:00	Interference	6	3	7:06	12 B. TIBBETTS	2:00	Board check
7	3	17:49	33 S. ZHOLTOK	2:00	Holding						

## GOALS BY PER.

## SHOTS ON GOAL

## PENALTIES-MIN

POWERPLAY  
(GOALS-OPP)

## ZONE TIME

	MIN		PIT		MIN		PIT		MIN		PIT		Neutral			
	1	2	3	T	1	2	3	T	1	2	3	T	1	2	3	T
1	0	0	1	7	14	1	3-9	2-7	1	0-1	0-2	1	8:15	6:58	4:47	
2	2	2	1	2	9	16	2-4	2-4	2	1-2	1-2	2	8:12	7:30	4:18	
3	3	1	3	5	11	3	2-4	2-4	3	0-2	1-2	3	9:31	5:56	4:33	
T	5	2	5	21	41	7-17	6-15	T	1-5	2-6	T	25:58	20:24	13:38		
									Time	9:46	10:37					

## GOALIES (GOALS-SHOTS AGAINST)

## THREE STARS

## OFFICIALS

		1	2	3	T	Time	1 MIN	35	S. ZHOLTOK	Referee:	Paul Devorski
MIN(W)	FERNANDEZ	0-14	1-16	1-11	2-41	60:00	2 MIN	35	E. FERNANDEZ	Referee:	Eric Furlatt
PIT(L)	HEDBERG	0-7	2-9	2-4	4-20	59:23	3 MIN	10	M. GABORIK	Linesman:	Derek Amell
PIT	EMPTY NET	0-0	0-0	1-1	1-1					Linesman:	Brad Kovachik

3 Stars picked by: Media at Mellon Arena

© Copyright 2001, National Hockey League

2001-12-14-22.20.39

VISITOR

## Event Summary

HOME



5

Game 0474

Friday, December 14, 2001  
7:38 PM ET at Mellon Arena

2

MINNESOTA WILD  
Game 31 Away Game 14Attendance 13,378  
FinalPITTSBURGH PENGUINS  
Game 32 Home Game 16

	MINNESOTA WILD	+/-	TOI	SHF	SHOTS					T	MS	FW	FL	F%	PN	PIM	HT	TK	GV	BS
					1	2	3	OT	T											
30	G ROLOSON, DWAYNE		0:00																	
35	G FERNANDEZ, EMMANUEL		60:00																	
3	D BENYSEK, LADISLAV	+1	16:43	24								1	1	100			2	2	1	
4	D BROWN, BRAD	+2	16:24	21							1						1		1	
6	D MATTEUCCI, MIKE	E	10:22	15							1						5		1	
10	L GABORIK, MARIAN	+2	19:41	27	1		2		3	2					1	2				
11	L DUPUIS, PASCAL	+1	15:45	24		1	1		2											
12	L JOHNSON, MATT	E	3:19	7		1			1								4			
14	C HENDRICKSON, DARBY	E	18:31	29							11	7	61		1	2				
15	L BRUNETTE, ANDREW	E	14:48	20		1			1			1	0		1	2				
17	D KUBA, FILIP	+2	29:07	31	1				1	2							1		1	
18	C PARK, RICHARD	E	15:29	23		1			1											
24	L LAAKSONEN, ANTTI	+3	19:53	32	2	1			3	1		1	0			1				
32	D MARSHALL, JASON	E	13:11	21	1				1							2			1	
33	C ZHOLTOK, SERGEY	+2	16:05	25	1	2			3	1	5	6	45		1	2		1	1	
34	C DOWD, JIM	E	9:34	15	1				1	1	4	4	50		1	2			1	
37	C WALZ, WES	+2	19:47	40		1	1		2	1	12	14	46				1			
42	D SUTTON, ANDY	+1	14:21	19			1		1						2	7	1		2	
44	C GAVEY, AARON	E	6:34	12		1			1								1			
77	D SEKERAS, LUBOMIR	+3	29:50	35													1		1	
	TEAM TOTALS	+19			7	9	5	0	21	10	33	33	50	7	17	17	2	5	8	

	PITTSBURGH PENGUINS	+/-	TOI	SHF	SHOTS					T	MS	FW	FL	F%	PN	PIM	HT	TK	GV	BS
					1	2	3	OT	T											
1	G HEDBERG, JOHAN		59:23																	
30	G AUBIN, J-SEBASTIEN		0:00																	
2	D MELICHAR, JOSEF	-2	16:01	22			1		1								2		1	
5	D LAUKKANEN, JANNE	E	14:22	17	1	2			3	2							1		1	
7	D FERENC, ANDREW	-1	19:20	23			2		2						1	2				
8	D JONSSON, HANS	E	24:18	28		2			2	1							1		1	
11	D KASPARAITIS, DARIUS	-1	17:04	26					3		1	0		1	2	7		1		
12	R TIBBETTS, BILLY	-1	9:45	15											2	7	4			
14	C KRAFT, MILAN	-2	16:19	22		1	1		2	1	3	10	23							
15	C PRIMEAU, WAYNE	-2	11:40	16		2			2		7	3	70							
16	C BEECHI, KRIS	E	13:02	15		1	1		2		3	5	37				1			
17	C PETERSEN, TOBY	-2	17:50	24	3	1	1		5	1	1	3	25						1	
20	C LANG, ROBERT	-1	26:08	31	3	2	2		7	1	17	9	65						3	
23	D JAKOPIN, JOHN	E	2:10	3																
25	L STEVENS, KEVIN	E	2:40	4													2			
27	R KOVALEV, ALEXEI	-2	25:53	26	4	2			6	1				1	2	2		1		
28	D DROZSIVAL, MICHAL	-3	19:53	28	1				1	1						4		1	3	
33	L LACOUTURE, DAN	-1	14:56	21		1	1		2											
38	C HRDINA, JAN	-1	23:59	31		2	1		3		2	2	50				1		1	
44	R RICHER, STEPHANE	-2	15:28	21	2		1		3	1				1	2					
	TEAM TOTALS	-21			14	16	11	0	41	12	33	33	50	6	15	23	2	9	6	

TOI=Time On Ice SHF=# of Shifts MS=Missed Shots FW=Faceoffs Won FL=Faceoffs Lost F%=Faceoff Win Percentage  
PN=Number of Penalties PIM=Penalty Minutes HT=Hits Given TK=Takeaways GV=Giveaways BS=Blocked Shots

VISITOR

HOME



7

CAROLINA HURRICANES  
Game 36 Away Game 17

## Game Summary

Game 0492  
Sunday, December 16, 2001  
3:08 PM ET at Mellon Arena  
Attendance 14,226  
Final

0



PITTSBURGH PENGUINS  
Game 33 Home Game 17

This NHL Game Report is provided courtesy of the NHL to members of the credentialed media for their exclusive use for news and editorial purposes only and not for any commercial purpose. Any reproduction, use or distribution of this material for a commercial purpose without the express written permission of the NHL is prohibited.

### SCORING SUMMARY

G	Per	Time	Team	Goal Scorer	Assist	Assist	CAR	PIT	STR
1	1	12:46	CAR	R. BRIND'AMOUR (9)	S. OZOLINSH (14)	D. TANABE (7)	17 8 25 26 35 45	1 2 11 17 28 38	EV
2	2	7:50	CAR	B. BATTAGLIA (8)	E. COLE (11)	R. BRIND'AMOUR (12)	13 4 8 17 26 35	1 2 15 16 25 28	EV
3	2	12:00	CAR	E. COLE (7)	R. BRIND'AMOUR (13)	S. HILL (5)	26 5 13 17 22 35	1 5 16 27 28 38	EV
4	2	18:56	CAR	J. DANIELS (3)	Unassisted		11 2 16 22 35	1 7 16 20 27 38	SH
5	3	2:50	CAR	R. FRANCIS (7)	J. O'NEILL (14)	S. HILL (6)	10 22 24 35 63 92	11 14 15 28 30	PP
6	3	10:05	CAR	R. FRANCIS (8)	S. KAPANEN (17)	R. BRIND'AMOUR (14)	10 17 24 35 63 92	7 17 30 38	PP
7	3	11:32	CAR	J. O'NEILL (17)	R. FRANCIS (23)	R. BRIND'AMOUR (15)	92 10 13 17 24 35	11 20 27 30	PP

### CAROLINA HURRICANES

#	Per	Time	Player	PIM	Penalty
1	1	17:32	17 R. BRIND'AMOUR	2:00	Roughing
2	2	17:51	4 A. WARD	2:00	Holding - Obstruction
3	3	6:04	17 R. BRIND'AMOUR	2:00	Roughing
4	3	9:19	26 E. COLE	5:00	Fighting (maj)

### PITTSBURGH PENGUINS

#	Per	Time	Player	PIM	Penalty
1	1	8:51	12 B. TIBBETTS	2:00	Slashing
2	1	10:44	11 D. KASPARAITIS	2:00	Hi stick
3	1	15:22	2 J. MELICHAR	2:00	Holding
4	2	2:05	12 B. TIBBETTS	2:00	Slashing
5	3	1:24	38 J. HRDINA	2:00	Holding
6	3	6:04	11 D. KASPARAITIS	2:00	Board check
7	3	6:04	11 D. KASPARAITIS	2:00	Roughing
8	3	9:13	25 K. STEVENS	2:00	Roughing
9	3	9:13	25 K. STEVENS	2:00	Roughing
10	3	9:19	33 D. LACOUTURE	2:00	Instigator
11	3	9:19	33 D. LACOUTURE	5:00	Fighting (maj)
12	3	9:19	33 D. LACOUTURE	10:00	Misconduct (10 min)
13	3	9:56	2 J. MELICHAR	2:00	Slashing
14	3	9:56	2 J. MELICHAR	2:00	Cross check
15	3	17:39	23 J. JAKOPIN	2:00	Instigator
16	3	17:39	23 J. JAKOPIN	5:00	Fighting (maj)
17	3	17:39	23 J. JAKOPIN	10:00	Misconduct (10 min)
18	3	17:39	23 J. JAKOPIN	10:00	Game misconduct
19	3	18:11	2 J. MELICHAR	2:00	Board check

### GOALS BY PER.

	CAR	PIT
1	1	0
2	3	0
3	3	0
T	7	0

### SHOTS ON GOAL

	CAR	PIT
1	15	3
2	14	6
3	20	2
T	49	11

### PENALTIES-MIN

	CAR	PIT
1	1-2	3-6
2	1-2	1-2
3	2-7	15-60
T	4-11	19-68

### POWERPLAY

	CAR	PIT
1	0-3	0-1
2	0-1	0-1
3	3-9	0-0
T	3-13	0-2
Time	24:04	4:00

### ZONE TIME

	CAR	PIT	Neutral
1	6:48	8:54	4:18
2	4:54	10:03	5:03
3	5:14	11:26	3:20
T	16:56	30:23	12:41

### GOALIES (GOALS-SHOTS AGAINST)

	1	2	3	T	Time
CAR(W) BARRASSO	0-3	0-6	0-2	0-11	59:52
PIT(L) HEDBERG	1-15	3-14	0-0	4-29	39:53
PIT AUBIN	0-0	0-0	3-20	3-20	20:00

### THREE STARS

1	CAR	17	R. BRIND'AMOUR
2	CAR	10	R. FRANCIS
3	CAR	26	E. COLE

by: Media at Mellon Arena

### OFFICIALS

Referee:	Paul Devorski
Referee:	Jay Sharrers
Linesman:	Danny McCourt
Linesman:	Stephane Provost



7

CAROLINA HURRICANES  
Game 36 Away Game 17

## Event Summary

Game 0492  
Sunday, December 16, 2001  
3:08 PM ET at Mellon Arena  
Attendance 14,226  
Final

0



PITTSBURGH PENGUINS  
Game 33 Home Game 17

This NHL Game Report is provided courtesy of the NHL to members of the credentialed media for their exclusive use for news and editorial purposes only and not for any commercial purpose. Any reproduction, use or distribution of this material for a commercial purpose without the express written permission of the NHL is prohibited.

		CAROLINA HURRICANES	+/-	TOI	SHF	SHOTS										HT	TK	GV	BS	
						1	2	3	OT	T	MS	FW	FL	F%	PN					PIM
1	G	IRBE, ARTURS		0:00																
35	G	BARRASSO, TOM		59:52																
2	D	WESLEY, GLEN	+1	15:33	23	1				1	1						2			
4	D	WARD, AARON	+1	13:54	21	1				1	1			1	2					
5	D	MALIK, MAREK	+1	17:06	21			1		1							1		2	2
8	D	OZOLINSH, SANDIS	+2	18:38	23															1
10	C	FRANCIS, RON	E	19:14	22		1	4		5	3	10	4	71						1
11	L	DANIELS, JEFF	+1	10:53	11		1			1		4	4	50						1
13	L	BATTAGLIA, BATES	+2	18:22	22	1	1			2							1			1
16	L	WESTLUND, TOMMY	+1	10:25	11			1		1			2	0			2			
17	C	BRIND'AMOUR, ROD	+3	20:21	23	1	1	1		3	1	15	9	62	2	4			1	
20	L	LANGDON, DARREN	E	8:12	9			1		1	1						1			
22	D	HILL, SEAN	+2	21:42	24	1	2	2		5	2						1			1
23	L	GELINAS, MARTIN	E	14:25	19		1	2		3	3									
24	R	KAPANEN, SAMI	E	20:33	22	2	1			3	1								1	1
25	R	WILLIS, SHANE	+1	15:31	17	1		2		3	1		1	0			2			
26	L	COLE, ERIK	+3	12:41	17	2	2	1		5	1				1	5	2			
45	D	TANABE, DAVID	+1	19:17	26	3	1	1		5							1		1	
63	C	VASICEK, JOSEF	E	16:58	18	1	1			2		4	6	40			1		1	
92	C	O'NEILL, JEFF	E	20:42	23	1	2	4		7	2	7	3	70			1			
		TEAM TOTALS	19			15	14	20	0	49	17	40	29	58	4	11	15	0	6	7

		PITTSBURGH PENGUINS	+/-	TOI	SHF	SHOTS										HT	TK	GV	BS	
						1	2	3	OT	T	MS	FW	FL	F%	PN					PIM
1	G	HEDBERG, JOHAN		39:53																
30	G	AUBIN, J-SEBASTIEN		20:00																
2	D	MELICHAR, JOSEF	-2	15:42	24		2			2					4	8	2			
5	D	LAUKKANEN, JANNE	-1	15:46	20						1						2			2
7	D	FERENCE, ANDREW	-1	20:11	28												1		1	
8	D	JONSSON, HANS	E	18:59	24												1			4
11	D	KASPARAITIS, DARIUS	-1	22:34	29						1				3	6	7			4
12	R	TIBBETTS, BILLY	E	9:44	15										2	4	2			
14	C	KRAFT, MILAN	E	15:53	17			1		1		6	7	46						
15	C	PRIMEAU, WAYNE	-1	8:48	14		1			1	1	7	6	53						
16	C	BEECH, KRIS	-3	14:45	17		1					3	2	60					1	
17	C	PETERSEN, TOBY	-1	13:15	18						1	1	2	33						
20	C	LANG, ROBERT	-1	21:44	28			1		1	1	12	18	40			1	1		1
23	D	JAKOPIN, JOHN	E	3:33	5										4	27	2		1	1
25	L	STEVENS, KEVIN	-1	9:36	16		2			2					2	4	2			
27	R	KOVALEV, ALEXEI	-2	19:23	21						1						3			
28	D	ROZSIVAL, MICHAL	-3	19:35	28	1				1							3			2
33	L	LACOUTURE, DAN	E	12:28	18						1				3	17	1			1
38	C	HRDINA, JAN	-3	22:44	30	2				2			5	0	1	2				
44	R	RICHER, STEPHANE	E	11:30	14															1
		TEAM TOTALS	-20			3	6	2	0	11	7	29	40	42	19	68	27	1	4	15

TOI=Time On Ice SHF=# of Shifts MS=Missed Shots FW=Faceoffs Won FL=Faceoffs Lost F%=Faceoff Win Percentage  
PN=Number of Penalties PIM=Penalty Minutes HT=Hits Given TK=Takeaways GV=Giveaways BS=Blocked Shots

VISITOR

Game Summary

HOME



3

Game 0508  
Wednesday, December 19, 2001  
7:38 PM ET at Mellon Arena

1



MONTREAL  
CANADIENS  
Game 34 Away Game 15

Attendance 17,148  
Final

PITTSBURGH  
PENGUINS  
Game 34 Home Game 18

SCORING-SUMMARY

G	Per	Time	Team	Goal Scorer	Assist	Assist	MTL	PIT	STR
1	1	18:18	MTL	P. TRAVERSE (1)	P. BRISEBOIS (14)	M. RIBEIRO (6)	54 43 49 60 71 94	2 17 28 30 38	PP
2	2	18:46	MTL	R. ZEDNIK (9)	J. JUNEAU (10)		20 52 54 60 71 90	2 8 20 30 33	PP
3	3	2:41	MTL	M. RIBEIRO (4)	S. QUINTAL (3)		71 5 20 25 56 60	5 8 12 15 16 30	EV
4	3	18:03	PIT	K. BEECH (3)	A. KOVALEV (11)	M. ROZSIVAL (7)	25 28 37 43 60	16 20 27 28 30 38	PP

MONTREAL CANADIENS

PITTSBURGH PENGUINS

#	Per	Time	Player	PIM	Penalty	#	Per	Time	Player	PIM	Penalty
1	1	3:27	27 S. VAN ALLEN	2:00	Holding	1	1	17:37	20 R. LANG	2:00	Tripping - Obstruction
2	3	3:49	54 P. TRAVERSE	2:00	Interference	2	2	6:10	8 H. JONSSON	2:00	Slashing
3	3	8:39	28 K. DYKHUIS	2:00	Hooking	3	2	17:03	11 D. KASPARAITIS	2:00	Interference
4	3	17:06	39 R. SIMPSON	2:00	Interference Obstruction	4	3	6:42	29 K. OLIWA	2:00	Cross check
						5	3	11:48	23 J. JAKOPIN	2:00	Roughing
						6	3	15:20	25 K. STEVENS	2:00	Cross check

GOALS BY PER.

SHOTS ON GOAL

PENALTIES-MIN

POWERPLAY (GOALS-OFF)

ZONE TIME

	MTL	PIT	MTL	PIT	MTL	PIT	MTL	PIT	MTL	PIT	MTL	PIT	Neutral
1	1	0	19	19	1	1	1	1	1	1	7:27	8:26	4:07
2	1	0	7	7	2	0	2	2	2	2	8:48	7:23	3:49
3	1	1	5	15	3	3	3	3	3	3	7:10	8:46	4:04
T	3	1	30	32	4	6	6	6	6	6	23:25	24:35	12:00
							Time				10:07	6:40	

GOALIES (GOALS-SHOTS AGAINST)

THREE STARS

OFFICIALS

	1	2	3	T	Time	1 MTL	71	M. RIBEIRO	Referee:	Eric Furlatt	
MTL(W)	THEODORE	0-10	0-7	1-15	1-32	59:53	2 MTL	60	J. THEODORE	Referee:	Stephen Walkom
PIT(L)	AUBIN	1-18	1-7	1-5	3-30	58:46	3 MTL	54	P. TRAVERSE	Linesman:	Derek Amell
									Linesman:	Brad Kovachik	

3 Stars picked by: Media at Mellon Arena

VISITOR

Event Summary

HOME



3

Game 0508  
Wednesday, December 19, 2001  
7:38 PM ET at Mellon Arena

1



MONTREAL  
CANADIENS  
Game 34 Away Game 15

Attendance 17,148  
Final

PITTSBURGH  
PENGUINS  
Game 34 Home Game 18

	MONTREAL CANADIENS	TOI	SHP	SHOTS					T	M	S	FW	FL	%	PN	PIM	HT	TK	GV	BS
				1	2	3	OT	T												
31	G HACKETT, JEFF	0:00																		
60	G THEODORE, JOSE	59:53																		2
5	D QUINTAL, STEPHANE	+1 15:56	22	1				1												1
14	R PETROV, OLEG	E 19:25	23		1			1	1											1
20	R ZEDNIK, RICHARD	E 13:30	17					2												
24	R DACKELL, ANDREAS	E 20:08	24	1				1												
25	L KILGER, CHAD	+1 14:54	18	1				1	2	2	50									2
27	C VAN ALLEN, SHAWN	E 4:06	8						1	0	1									1
28	D DYKHUIS, KARL	E 18:17	26	1	1			2												2
37	R BOULIN, PATRICK	E 11:01	15					1												
39	L SIMPSON, REID	E 4:09	9	1				1												1
43	D BRISEBOIS, PATRICE	E 25:38	28	3	1	1		5												1
49	L SAVAGE, BRIAN	E 17:51	18	2		1		3	2											2
52	D RIVET, CRAIG	E 20:06	24	2	2			4	2											2
54	R TRAVESSE, PATRICK	E 22:29	29	1	1			2	2											2
56	D ROBIDAS, STEPHANE	+1 18:07	23			1		1												4
71	C RIBEIRO, MIKE	+1 15:27	18			1		1												
90	C JUNEAU, JOE	E 19:37	25	1				1	11	17	39									
93	C GILMOUR, DOUG	E 17:19	20	1				1	1	9	7	56								
94	C BERRITH, T. VANIA	E 15:01	19	1				2	13	7	65									
	TEAM TOTALS	+5		18	7	5	0	30	8	35	34	51	4	8	15	0	5	10		

	PITTSBURGH PENGUINS	+/-	TOI	SHP	SHOTS					T	M	S	FW	FL	%	PN	PIM	HT	TK	GV	BS	
					1	2	3	OT	T													
	G HELDEKOV, JOHAN		0:00																			
30	G AUBIN, J-SEBASTIEN		58:46																			
2	D MITCHELL, JOSEF	E 16:26	22	1		1		2													1	
5	D LAUKKANEN, JANNE	-1 12:53	17						2												1	
7	D FERENCE, ANDREW	E 23:13	26	1	2			3	4												4	
8	D JUNSSON, HANS	-1 10:57	21					1													1	
11	D KASPARAITIS, DARIUS	E 23:42	26		1	2		3													3	
12	R TIBBETTS, BILLY	-1 16:16	16	2	1			3	1	2	33										3	
14	C KRAFT, MILAN	E 10:28	14	2				2	1	3	7	30									1	
15	C PRIMEAU, WAYNE	-1 11:49	19		1	1		2	9	7	56										1	
19	C BEEBE, RAY	-1 17:24	17		1	1		2	4	4	0										1	
17	C PETERSEN, TOBY	E 14:02	20			2		2	1	1	50										2	
20	C LANG, ROBERT	E 25:26	25		1	1		2	1	16	10	61									3	
23	D JAKOPIN, JOHN	E 5:45	11																		1	
25	L STEVENS, KEVIN	E 11:40	15	2				2	1												1	
27	R BRYANT, GLENN	E 27:00	27	1		1		2													2	
28	D ROZSIVAL, MICHAL	E 20:00	25					2													2	
29	L POLIWA, KRZYSZTOF	E 6:59	11					2													2	
33	L LACOUTURE, DAN	E 15:30	18	1				1	1												4	
38	C HRDINA, JAN	E 18:09	21			2		2				6	0								2	
	TEAM TOTALS	-5		10	7	15	0	22	17	34	35	47	5	12	31	5	7	9				

TOI=Time On Ice SHP=# of Shifts MS=Missed Shots FW=Favourite Won FL=Favourite Lost %=Favourite Win Percentage  
PN=Number of Penalties PIM=Penalty Minutes HT=Hits Given TK=Takeaways GV=Giveaways BS=Blocked Shots



VISITOR

## Game Summary

HOME



3

Game 0521  
Friday, December 21, 2001  
7:38 PM ET at Mellon Arena  
Attendance 17,148  
Final

4



WASHINGTON  
CAPITALS  
Game 35 Away Game 19

PITTSBURGH  
PENGUINS  
Game 35 Home Game 19

## SCORING SUMMARY

G	Per	Time	Team	Goal Scorer	Assist	Assist	WSH	PIT	STR
1	2	8:10	WSH	C. SIMON (7)	P. BONDRA (11)		17 2 4 12 13 37	11 11 20 27 28 38	EV
2	2	12:58	PIT	D. KASPARAITIS (1)	K. BEECH (12)	S. RICHER (3)	3 12 13 17 19 37	11 17 16 28 44	EV
3	2	14:10	PIT	A. FERENCE (1)	A. KOVALEV (12)	J. HRDINA (9)	2 4 20 37 68 77	7 1 2 20 27 38	EV
4	2	19:57	PIT	T. PETERSEN (6)	S. RICHER (4)		2 3 12 13 17 37	17 1 2 11 15 44	EV
5	3	1:00	PIT	J. HRDINA (10)	A. KOVALEV (13)	J. MELICHAR (3)	1 12 13 29 55 68	38 1 2 7 20 27	EV
6	3	9:54	WSH	P. BONDRA (22)	J. JAGR (17)	G. METROPOLIT (2)	12 1 20 55 68 77	1 2 7 15 20	PP
7	3	12:51	WSH	S. GONCHAR (11)	A. OATES (27)	D. KRISTICH (4)	55 1 8 12 17 77	1 11 17 28 38	PP

## WASHINGTON CAPITALS

## PITTSBURGH PENGUINS

#	Per	Time	Player	PIM	Penalty	#	Per	Time	Player	PIM	Penalty
1	1	2:22	51 S. PEAT	5:00	Fighting (maj)	1	1	2:22	29 K. OLIWA	5:00	Fighting (maj)
2	1	4:13	17 C. SIMON	2:00	Hi stick	2	1	7:23	28 M. ROZSIVAL	2:00	Interference
3	1	14:25	29 J. REBKIE	2:00	Holding	3	1	19:45	33 D. LACOUTURE	5:00	Fighting (maj)
4	1	19:45	17 C. SIMON	5:00	Fighting (maj)	4	2	0:42	7 A. FERENCE	2:00	Holding stick - Obstruction
5	2	0:42	68 J. JAGR	2:00	Roughing	5	2	10:58	28 M. ROZSIVAL	2:00	Tripping - Obstruction
6	2	8:50	14 J. SACCO	2:00	Cross check	6	3	3:34	27 A. KOVALEV	2:00	Hooking
7	2	10:58	12 P. BONDRA	2:00	Diving	7	3	7:04	11 D. KASPARAITIS	2:00	Charging
8	2	15:44	14 J. SACCO	2:00	Interference - Obstruction	8	3	9:12	11 D. KASPARAITIS	2:00	Unsportsmanlike conduct
9	3	16:44	55 S. GONCHAR	2:00	Hooking	9	3	12:02	27 A. KOVALEV	2:00	Hooking
						10	3	16:44	27 A. KOVALEV	2:00	Diving

## GOALS BY PER.

## SHOTS ON GOAL

## PENALTIES-MIN

## POWERPLAY (GOALS-OPP)

## ZONE TIME

	WSH	PIT	WSH	PIT	WSH	PIT	WSH	PIT	WSH	PIT	WSH	PIT	Neutral
1	0	0	7	5	4	14	3	12	0	1	8:04	7:36	4:20
2	1	3	4	11	4	8	2	4	0	2	9:17	6:05	4:38
3	2	1	14	6	1	2	5	10	2	3	7:00	6:31	6:29
T	3	4	25	22	9	24	10	26	2	4	24:21	20:12	15:27
							Time		7:31	8:00			

## GOALIES (GOALS-SHOTS AGAINST)

## THREE STARS

## OFFICIALS

	1	2	3	T	Time	1 PIT	7	A. FERENCE	Referee:	Stephen Walkom
WSH(L) BILLINGTON	0-0	0-0	1-6	1-6	19:22	2 WSH	12	P. BONDRA	Referee:	Scott Zelkin
WSH KOLZIG	0-5	3-11	0-0	3-16	40:00	3 PIT	11	D. KASPARAITIS	Linesman:	Danny McCourt
PIT(W) HEDBERG	0-7	1-4	2-14	3-25	60:00					

3 Stars picked by: Media at Mellon Arena

VISITOR

## Event Summary

HOME



3

Game 0521  
Friday, December 21, 2001  
7:38 PM ET at Mellon Arena

4



WASHINGTON  
CAPITALS  
Game 35 Away Game 19

Attendance: 17,148  
Final

PITTSBURGH  
PENGUINS  
Game 35 Home Game 19

	WASHINGTON CAPITALS	+/-	TOI	SHF	SHOTS					T	MS	FW	FL	F%	PN	PIM	HT	TK	GV	BS
					1	2	3	OT												
1	G BILLINGTON, CRAIG		19:22																	
37	G KOLZIG, OLAF		40:00																	
2	D KLEE, KEN	-1	19:57	27													3			7
3	D COTE, SYLVAIN	-2	18:12	22			1		1								3			
4	D KUCERA, KRANTSEK	E	19:50	26			2		2								1	1		2
8	R KHRISTICH, DMITRI	E	14:59	21			1		1		4	6	40				1			1
11	C HALPERN, JEFF	E	12:02	15					1		2	2	50							
12	R BONDRA, PETER	-2	27:18	22	3		4		7	2					1	2	4			
13	C NIKOLISHIN, ANDREI	-2	18:59	23					1		16	10	61							1
14	L SACCO, JOE	E	5:08	9	2				2	2					2	4				
17	L SIMON, CHRIS	-1	12:58	16		1			1						2	7				1
18	L PETTINGER, MATT	E	9:24	13			1		1								1			
19	D WITT, BRENDAN	-1	16:24	21																5
20	C METROPOLIT, GLEN	-1	17:01	17			2		2	1										
23	C WHITFIELD, TRENT	E	4:37	8							2	1	66							
29	D REEKIE, JOE	-1	13:13	18											1	2	2			
51	R FEAT, STEPHEN	E	6:13	10											1	5	2			
55	D GONCHAR, SERGEI	-1	24:13	20	1		3		4	1					1	2	1			
69	R JAGR, JAROME	2	22:18	24		2			2	1					1	2	1			
77	C OATES, ADAM	-1	21:09	24		1			1		14	10	58							1
	TEAM TOTALS	-15			7	4	14	0	25	10	38	29	57	9	24	19	2	3	16	

	PITTSBURGH PENGUINS	+/-	TOI	SHF	SHOTS					T	MS	FW	FL	F%	PN	PIM	HT	TK	GV	BS	
					1	2	3	OT													
1	G HEDBERG, JOHAN		60:00																		
30	G AUBIN, J-SEBASTIEN		0:00																		
2	D MELICHIAR, JOSEF	+3	23:16	28			1		1	2							2				
5	D LAUKKANEN, JANNE	E	17:53	24			1		1								1	1		1	
7	D FERENCE, ANDREW	+3	22:25	30	1	3			4	1					1	2	3				
11	D KASPARAITIS, DARIUS	+1	18:03	28		1			1						2	4	5			4	
12	R TIBBETTS, BILLY	E	12:25	19						2	1	0					3				
14	C KRAFT, MILAN	E	8:26	11							3	4	42								
15	C PRIMEAU, WAYNE	1	14:39	25		1			1		7	13	35				4			1	
16	C BEECH, KRIS	+1	15:56	20		1			1		5	4	55				1			1	
17	C PETERSEN, TOBY	+1	11:56	19		1			1		1	0									
20	C LANG, ROBERT	+1	23:57	32		1	1		2		14	14	50				1		1	2	
23	D JAKOPIN, JOHN	E	11:53	16													2			1	
25	L SHIVENS, KEVIN	E	9:06	11													2				
27	R KOVALEV, ALEXEI	+1	22:36	25	1	2	1		4						3	6				2	
28	D ROZSIVAI, MICHAJ	E	19:56	28	1				1	1					2	4	1				
29	L OLIWA, KRZYSZTOF	E	3:56	6											1	5					
33	L LACOUTURE, DAN	E	16:08	26	1				1						1	5	1				
38	C HRDINA, JAN	+1	19:16	26			1		1		1	0					1			1	
44	R RICHER, STEPHANE	+2	14:39	18	1	2			3	1										1	
	TEAM TOTALS	+15			5	11	6	0	22	7	29	38	43	10	26	27	2	7	10		

TOI=Time On Ice SHF=# of Shifts MS=Missed Shots FW=Faceoffs Won FL=Faceoffs Lost F%=Faceoff Win Percentage  
PN=Number of Penalties PIM=Penalty Minutes HT=Hits Given TK=Takeaways GV=Giveaways BS=Blocked Shots

VISITOR

Game Summary (Unofficial)

HOME



4

Game 0533  
Saturday, December 22, 2001  
7:00 PM ET at MCI Center

4



PITTSBURGH  
PENGUINS  
Game 36 Away Game 17

End of Period 4

WASHINGTON  
CAPITALS  
Game 36 Home Game 17

SCORING SUMMARY

G	Per	Time	Team	Goal Scorer	Assist	Assist	PIT	WSH	STR
1	1	16:05	PIT	R. LANG (10)	W. PRIMEAU (5)	M. ROZIVAL (8)	20 1 28 27 15 11	3 37 19 17 13 12	EV
2	1	16:54	PIT	S. RICHER (9)	J. JAKOPIN (3)	W. PRIMEAU (6)	44 1 23 17 15 5	2 37 20 11 8 4	EV
3	2	0:30	WSH	J. JAGR (12)	A. NIKOLISHIN (14)	P. BONDRA (12)	1 33 16 12 7 2	68 12 55 37 29 13	EV
4	2	13:58	PIT	K. BEECH (4)	J. JAKOPIN (4)		16 1 29 23 12 5	3 51 37 19 18 11	EV
5	2	16:28	PIT	A. KOVALEV (12)	D. KASPARAITIS (5)		27 1 28 20 11	2 37 13 12 4	EV
6	2	18:06	WSH	A. OATES (6)	J. HALPERN (10)	B. WITT (2)	1 38 15 7 2	77 2 37 19 11	EV
7	3	14:24	WSH	C. SIMON (8)	G. METROPOLIT (3)	P. BONDRA (13)	1 33 20 7 2	17 12 77 55 37 20	PP
8	3	19:59	WSH	P. BONDRA (23)	S. GONCHAR (19)	A. OATES (25)	1 38 28 27 20 11	12 8 77 68 55 17	EV

PITTSBURGH PENGUINS

WASHINGTON CAPITALS

#	Per	Time	Player	PIM	Penalty	#	Per	Time	Player	PIM	Penalty
1	2	11:10	7A. FERENCZ	2:00	Holding	1	1	7:15	19B. WITT	2:00	Holding
2	2	16:19	10. HEDBERG	2:00	Unsportsmanlike conduct	2	2	5:32	17C. SIMON	2:00	Roughing
3	3	5:09	15W. PRIMEAU	2:00	Interference	3	2	8:50	13A. NIKOLISHIN	2:00	Interference
4	3	9:11	27A. KOVALEV	2:00	Tripping	4	2	16:19	17C. SIMON	2:00	Unsportsmanlike conduct
5	3	13:46	11D. KASPARAITIS	2:00	Hi stick	5	4	2:38	55S. GONCHAR	2:00	Holding
						6	4	4:32	13A. NIKOLISHIN	2:00	Delay of game

GOALS BY PER.

SHOTS ON GOAL

PENALTIES-MIN

POWERPLAY (GOALS-OPP)

ZONE TIME

	PIT	WSH	PIT	WSH	PIT	WSH		PIT	WSH	PIT	WSH	Neutral	
1	2	0	1	7	1	0-0	1-2	1	0-0	1	6:04	8:17	5:39
2	2	2	2	10	2	2-4	3-6	2	0-2	2	8:15	7:06	4:39
3	0	2	3	11	3	1-6	0-0	3	0-0	3	9:32	6:08	4:20
4	0	0	4	6	4	0-0	2-4	4	0-2	4	1:19	3:16	0:25
							Time				8:28	6:38	

GOALIES (GOALS-SHOTS AGAINST)

THREE STARS

OFFICIALS

	1	2	3	OT	T	Time	# 1	# 2	# 3	Referee:	Chris Rooney
PIT	HEDBERG	0-7	2-8	2-14	0-0	4-29	64:54			Referee:	Stephen Walkom
WSH	KOLZIG	2-7	2-10	0-11	0-6	4-34	63:36			Linesman:	Jonny Murray
										Linesman:	Tim Nowak

3 Stars picked by: N A

VISITOR

## Event Summary (Unofficial)

HOME



4

Game 0533

Saturday, December 22, 2001

7:00 PM ET at MCI Center

4

PITTSBURGH  
PENGUINS

Game 36 Away Game 17

End of Period 4

WASHINGTON  
CAPITALS

Game 36 Home Game 17

PITTSBURGH PENGUINS	+/-	TOI	SHF	SHOTS					MS	FW	FL	F%	PN	PIM	HT	TK	GV	BS
				1	2	3	OT	T										
1 G HEDBERG, JOHAN		64:54											1	2				1
30 G AUBIN, J-SEBASTIEN		0:00																
2 D MELICHAR, JOSEF	-2	20:29	33															2
5 D LAUKKANEN, JANNE	+2	13:39	21															2
7 D FERENCE, ANDREW	-2	22:53	33						2				1	2	1	1		1
11 D KASPARAITIS, DARIUS	+1	25:07	32			1		1					1	2	5	1	1	2
12 R THIBBITS, BILLY	E	16:19	23			3	1	4	2	1	2	33						1
14 C KRAFT, MIKE	E	8:51	11						2	3	2	60						
15 C PRIMEAU, WAYNE	+1	15:25	25							13	7	65	1	2	3			
16 C BEECH, KRIS	E	18:01	23		3	1		4	2	4	5	41			1		1	1
17 C PETERSEN, TOBY	+1	14:11	22									0						
20 C LANG, ROBERT	+1	27:02	31	1	2	3	1	7	1	9	21	30					1	1
25 D JAKOPIN, JOHN	+2	10:08	15															
25 L STEVENS, KEVIN	E	8:11	11	1				1										
27 R KOVALEV, ALEXEI	+1	24:46	27		2	2	3	7	1				1	2	1	1		
28 D ROZSIVAL, MICHAL	+1	29:03	34		1	1		2	1						1			3
29 L OLIWA, KRZYSZTOF	+1	5:56	9	2				2							1			
33 L LACOUTURE, DAN	-1	14:09	21	1				1										
38 C HRDINA, JAN	-2	21:47	28	1	1			2	2	3	3	50						2
44 R RICHER, STEPHANE	1	15:43	23	1	1		1	3	1									
TEAM TOTALS	+5			7	10	11	6	34	15	33	41	45	5	10	15	7	5	12

WASHINGTON CAPITALS	+/-	TOI	SHF	SHOTS					MS	FW	FL	F%	PN	PIM	HT	TK	GV	BS
				1	2	3	OT	T										
1 G BELLINGTON, CRAIG		0:00																
37 G KOLZIG, OLAF		63:36																
2 D KIFF, KEN	-1	20:02	30			1		1							2	1		
3 D COTE, SYLVAIN	-2	19:42	25						1						2	1		2
4 D KUCERA, FRANTISEK	-2	22:24	27	2				2							1		1	2
8 R KRISTICH, DMITRI	E	13:51	19			1		1			6	0						1
11 C HALPERN, JEFF	-1	13:50	19		1			1		5	1	83				1		
12 R BONDRA, PETER	E	28:43	32	3	2	3		8	1									1
13 C NIKOLISHIN, ANDREI	-1	22:58	31			1		1		14	14	50	2	4	1	2	2	2
14 L SACCO, JOE	E	6:08	8												1			1
17 L SIMON, CHRIS	E	15:19	20		1	2		3					2	4	2			
18 L PETTINGER, MATT	-1	14:17	18	1				1	1						2		2	1
19 D WITT, BRENDAN	-1	13:45	20										1	2	1		3	1
20 C METROPOLIT, GLEN	-1	9:14	15			1		1							1			1
23 C WHITFIELD, TRENT	E	4:49	6							4		100						1
29 D RICHKIE, JOE	+1	15:38	21		1	1		2										1
51 R PEAT, STEPHEN	-1	6:02	7												2			
55 D GONCHAR, SERGEI	+2	29:56	32		1	1		2	2				1	2	1	1	3	5
68 R JAGR, JAROMIR	+2	28:08	27		1	3		4	2						1			2
77 C OATES, ADAM	+2	26:23	25	1	1			2	1	18	12	60						2
TEAM TOTALS	-4			7	8	14	0	29	8	41	33	55	6	12	17	7	18	16

TOI=Time On Ice SHF=# of Shifts MS=Missed Shots FW=Faceoffs Won FL=Faceoffs Lost F%=Faceoff Win Percentage  
 PN=Number of Penalties PIM=Penalty Minutes HT=Hits Given TK=Takeaways GV=Giveaways BS=Blocked Shots

VISITOR

Game Summary

HOME



0

Game 0545  
 Wednesday, December 26, 2001  
 7:30 PM ET at Continental Airlines Arena  
 Attendance 19,040  
 Final

4



PITTSBURGH  
 PENGUINS

Game 37 Away Game 18

NEW JERSEY  
 DEVILS

Game 35 Home Game 19

SCORING SUMMARY

G	Per	Time	Team	Goal Scorer	Assist	Assist	PIT	N.J	STR
1	2	1:27	N.J	B. RAFALSKI (6)	P. ELIAS (17)	S. GOMEZ (11)	1 95 44 15 8 2	28 5 30 26 24 23	EV
2	2	5:46	N.J	P. DAGENAIS (2)	J. MADDEN (5)	J. STEVENSON (2)	1 95 44 14 11 8	22 7 30 27 24 11	EV
3	2	12:51	N.J	B. HOLIK (12)	J. MADDEN (6)	S. NIEDERMAYER (9)	1 38 27 23 20 5	16 4 30 27 18 11	EV
4	2	16:57	N.J	J. ARNOTT (13)	P. DAGENAIS (2)	B. RAFALSKI (20)	1 20 15 8 2	25 22 30 28 26 23	PP

PITTSBURGH PENGUINS

NEW JERSEY DEVILS

#	Per	Time	Player	PIM	Penalty	#	Per	Time	Player	PIM	Penalty
1	1	2:56	5 J. LAUKKANEN	2:00	Hooking	1	3	3:13	7 A. ZYUZIN	2:00	Roughing
2	1	14:30	Team	2:00	Too many men/ice - bench	2	3	3:13	7 A. ZYUZIN	2:00	Roughing
3	1	14:58	1 J. HEDBERG	2:00	Delay of game						
4	2	3:04	28 M. ROZSIVAL	2:00	Hooking						
5	2	15:22	12 B. TIBBETTS	2:00	Holding - Obstruction						
6	3	3:13	12 B. TIBBETTS	2:00	Roughing						

GOALS BY PER.		SHOTS ON GOAL		PENALTIES-MIN		POWERPLAY (GOALS-OPP)		ZONE TIME							
	PIT	N.J		PIT	N.J		PIT	N.J	PIT	N.J	Neutral				
1	0	0	1	6	10	1	3-6	0-0	1	0-0	0-3	1	10:27	5:04	4:29
2	0	4	2	5	21	2	2-4	0-0	2	0-0	1-2	2	9:22	6:19	4:19
3	0	0	3	9	10	3	1-2	2-4	3	0-1	0-0	3	7:22	8:02	4:36
T	0	4	1	20	41	1	6-12	2-4	1	0-1	1-5	1	27:11	19:25	13:24
									Time	2:00	9:35				

GOALIES (GOALS-SHOTS AGAINST)

THREE STARS

OFFICIALS

		1	2	3	T	Time	1 N.J	11	J. MADDEN	Referee:	Stephane Auger
PIT(L)	HEDBERG	0-10	4-21	0-0	4-31	40:00	2 N.J	28	B. RAFALSKI	Referee:	Greg Kimmery
PIT	AUBIN	0-0	0-0	0-10	0-10	20:00	3 N.J	30	M. BRODEUR	Linesman:	Pat Dapuzzo
N.J(W)	BRODEUR	0-8	0-5	0-9	0-20	60:00				Linesman:	Jean Morin

3 Stars picked by: ATTENDING MEDIA

© Copyright 2001, National Hockey League

2001-12-26-22.10.38

VISITOR

Event Summary

HOME



0

Game 0545

Wednesday, December 26, 2001  
7:30 PM ET at Continental Airlines Arena

4



PITTSBURGH PENGUINS

Game 37 Away Game 18

Attendance 19,040  
Final

NEW JERSEY DEVILS

Game 35 Home Game 19

	PITTSBURGH PENGUINS	+/-	TOI	SHF	SHOTS					MS	FW	FL	F%	PN	PIM	HT	TK	GV	BS	
					1	2	3	OT	T											
1	G HEDBERG, JOHAN		40:00											1	2					
30	G GAUBIN, J-SEBASTIEN		20:00																	
2	D MELICHAR, JOSEF	-1	19:22	24	1	1			2	1						2	2		1	
5	D LAUKKANEN, JANNE	-1	15:48	19										1	2	3	1	1	1	
8	D JONSSON, HANS	-2	18:05	23			1		1							2	3		3	
11	D KASPARAITIS, DARIUS	-1	25:37	25	1	1			2							6		1	5	
12	R TIBBETTS, BILLY	E	10:39	13										2	4		1	1		
14	C KRAFT, MILAN	-1	10:30	14							7	3	70				3		1	
15	C PRIMEAU, WAYNE	-1	20:25	25		1	1		2		15	8	65			1	1	1		
16	C BEECH, KRIS	E	10:32	13	1				1		6	3	66			2	2			
17	C PETERSEN, TOBY	E	11:28	14								1	0			1		1		
20	C LANG, ROBERT	-1	18:35	22	1		3		4		7	12	36				1	1	1	
23	D JAKOPIN, JOHN	-1	15:16	18		1	1		2	1						3	1	1	1	
27	R KOVALEV, ALEXEI	-1	16:25	20			2		2							1	2			
28	D ROZSIVAL, MICHAL	E	23:28	27										1	2	2	1		2	
29	L OLIWA, KRZYSZTOF	E	9:42	11																
33	L LACOUTURE, DAN	E	13:23	19	1				1								1			
38	C HRDINA, JAN	-1	18:12	25							1	2	33							
44	R RICHER, STEPHANE	-2	16:29	18	1	1			2	3						1	2			
95	R MOROZOV, ALEXEI	-2	15:49	15			1		1											
	Team Penalty		0:00											1	2					
	TEAM TOTALS	-15				6	5	9	0	20	5	36	29	55	6	12	24	21	6	15

	NEW JERSEY DEVILS	+/-	TOI	SHF	SHOTS					MS	FW	FL	F%	PN	PIM	HT	TK	GV	BS	
					1	2	3	OT	T											
1	G DAMPHOUSSE, J-F		0:00																	
30	G BRODEUR, MARTIN		60:00																2	
2	D COMMODORE, MIKE	E	13:48	17												3	1	1	2	
4	D STEVENS, SCOTT	+1	18:31	25	1	1			2	2							1	1		
5	D WHITE, COLIN	+1	21:03	22		1	1		2							3	1	1	3	
7	D ZYUZIN, ANDREI	+1	18:04	20						1				2	4	1		1	1	
11	C MADDEN, JOHN	+2	15:53	23	1		2		3		4		100			2	3		1	
12	L NEMCHINOV, SERGEI	E	8:49	12							2	6	0			1				
15	L SALOMONSSON, ANDREAS	E	17:20	19	1				1	1						1	2	1		
16	C HOLIK, BOBBY	+1	17:33	25		4	2		6	1	14	14	50			1	1		1	
18	C BRYLIN, SERGEI	+1	17:20	24		1	1		2	3						1	1			
19	L MCKENZIE, JIM	E	7:52	10												3				
21	R MCKAY, RANDY	E	17:15	20		4	1		5							2	3			
22	L DAGENAIS, PIERRE	+1	8:17	13	1	3	2		6		1		100				1			
23	C GOMEZ, SCOTT	+1	18:01	20	1				1		3	9	25			1	1			
24	R STEVENSON, TURNER	+2	14:33	19													1		1	
25	C JARNOTT, JASON	E	20:08	19	1	4			5		7	7	50					1		
26	L ELIAS, PATRIK	+1	19:14	21	1				1	2							2	2	1	
27	D NIEDERMAYER, SCOTT	+2	18:37	23	1	1			2								3			
28	D RAFALSKI, BRIAN	+1	24:15	22	2	2	1		5	3							2	1	1	
	TEAM TOTALS	+15				10	21	10	0	41	15	29	36	45	2	4	19	23	10	11

TOI=Time On Ice SHF=# of Shifts MS=Missed Shots FW=Faceoffs Won FL=Faceoffs Lost F%=Faceoff Win Percentage  
PN=Number of Penalties PIM=Penalty Minutes HT=Hits Given TK=Takeaways GV=Giveaways BS=Blocked Shots

© Copyright 2001, National Hockey League

2001-12-26-22.10.38

VISITOR

HOME



5

## Game Summary

Game 0570  
Saturday, December 29, 2001  
7:08 PM ET at Mellon Arena  
Attendance 17,148  
Final

2



OTTAWA SENATORS  
Game 38 Away Game 19

PITTSBURGH PENGUINS  
Game 38 Home Game 20

This NHL Game Report is provided courtesy of the NHL to members of the credentialed media for their exclusive use for news and editorial purposes only and not for any commercial purpose. Any reproduction, use or distribution of this material for a commercial purpose without the express written permission of the NHL is prohibited.

## SCORING SUMMARY

G	Per	Time	Team	Goal Scorer	Assist	Assist	OTT	PIT	STR
1	1	7:07	OTT	D. ALFREDSSON (17)	T. WHITE (13)	P. SCHASTLIVY (1)	11 7 40 28 23 13	1 44 38 17 7 2	EV
2	1	7:32	PIT	T. KOSTOPOULOS (1)	W. PRIMEAU (7)	D. LACOUTURE (3)	3 40 24 14 9 6	37 1 33 23 15 5	EV
3	1	19:24	OTT	M. HOSSA (13)	M. FISHER (7)	S. MCEACHERN (18)	18 3 40 15 12 6	1 38 28 27 20 11	EV
4	2	2:56	OTT	M. HOSSA (14)	R. BONK (20)	K. RACHUNEK (8)	18 7 40 23 14 9	1 38 17 7 2	PP
5	2	4:40	PIT	D. LACOUTURE (4)	J. LAUKKANEN (2)		7 40 25 23 15 12	33 1 20 11 5	SH
6	3	1:57	OTT	R. BONK (13)	M. HOSSA (17)		14 3 40 18 6	1 38 27 11 7	EV
7	3	16:15	OTT	D. ALFREDSSON (18)	C. LESCHYSHYN (6)	R. BONK (21)	11 7 40 28 23 14	1 44 28 25 16 5	EV

## OTTAWA SENATORS

#	Per	Time	Player	PIM	Penalty
1	1	7:55	25 C. NEIL	2:00	Roughing
1	1	15:45	29 J. KWIATKOWSKI	2:00	Holding stick
3	2	7:20	27 R. PERSSON	2:00	Hi stick
4	2	15:18	9 M. HAVLAT	2:00	Hooking
5	2	18:40	9 M. HAVLAT	2:00	Interference-on the goaltender
6	3	1:20	23 K. RACHUNEK	2:00	Hi stick
7	3	12:55	9 M. HAVLAT	2:00	Cross check
8	3	17:03	11 D. ALFREDSSON	2:00	Hooking

## PITTSBURGH PENGUINS

#	Per	Time	Player	PIM	Penalty
1	1	7:55	23 J. JAKOPIN	2:00	Roughing
2	1	12:14	44 S. RICHER	2:00	Hooking
3	2	0:27	15 W. PRIMEAU	2:00	Hi stick
4	2	0:27	15 W. PRIMEAU	2:00	Hi stick
5	2	3:20	28 M. ROZSIVAL	2:00	Tripping
6	2	10:30	2 J. MELICHAR	2:00	Roughing
7	3	1:20	15 W. PRIMEAU	2:00	Slashing

## GOALS BY PER.

	OTT	PIT
1	2	1
2	1	1
3	2	0
T	5	2

## SHOTS ON GOAL

	OTT	PIT
1	12	4
2	12	10
3	7	12
T	31	26

## PENALTIES-MIN

	OTT	PIT
1	2-4	2-4
2	3-6	4-8
3	3-6	1-2
T	8-16	7-14

POWERPLAY  
(GOALS-OPP)

	OTT	PIT
1	0-1	0-1
2	1-4	0-3
3	0-0	0-2
T	1-5	0-6
Time	8:29	12:00

## ZONE TIME

	OTT	PIT	Neutral
1	7:10	8:33	4:17
2	7:01	8:56	4:03
3	8:47	6:28	4:45
T	22:58	23:57	13:05

## GOALIES (GOALS-SHOTS AGAINST)

	1	2	3	T	Time
OTT(W) LALIME	1-4	1-10	0-12	2-26	60:00
PIT(L) HEDBERG	2-12	1-12	2-7	5-31	60:00

## THREE STARS

1	OTT	18	M. HOSSA
2	OTT	11	D. ALFREDSSON
3	OTT	14	R. BONK

by: Media at Mellon Arena

## OFFICIALS

Referee:	Kevin Pollock
Referee:	Paul Stewart
Linesman:	David Brisebois
Linesman:	Gord Broseker

VISITOR

HOME



5

**Event Summary**

Game 0570  
 Saturday, December 29, 2001  
 7:08 PM ET at Mellon Arena  
 Attendance 17,148  
 Final

2



OTTAWA SENATORS  
Game 38 Away Game 19

PITTSBURGH PENGUINS  
Game 38 Home Game 20

This NHL Game Report is provided courtesy of the NHL to members of the credentialed media for their exclusive use for news and editorial purposes only and not for any commercial purpose. Any reproduction, use or distribution of this material for a commercial purpose without the express written permission of the NHL is prohibited.

		OTTAWA SENATORS	+/-	TOI	SHF	SHOTS											TK	GV	BS	
						1	2	3	OT	T	MS	FW	FL	F%	PN	PIM				HT
35	G	HURME, JANI		0:00																
40	G	LALIME, PATRICK		60:00																
3	D	CHARA, ZDENO	+1	27:47	38						1						1		2	
6	D	REDDEN, WADE	+1	24:41	37		1			1							3			
7	D	LESCHYSHYN, CURTIS	+1	20:19	33			1		1							2		2	
9	L	HAVLAT, MARTIN	-1	14:06	23		1			1					3	6			1	
11	R	ALFREDSSON, DANIEL	+2	21:45	26	3	1	1		5	2				1	2			1	
12	C	FISHER, MIKE	E	19:06	26	1	2			3		13	9	59			1			
13	L	SCHASTLIVY, PETR	+1	3:21	5															
14	C	BONK, RADEK	+1	18:10	25		1	1		2		11	15	42			1		1	
15	L	MCEACHERN, SHAWN	E	16:14	24	2	1	1		4										
18	R	HOSSA, MARIAN	+2	21:23	29	2	1			3	1						1	1	1	
23	D	RACHUNEK, KAREL	+1	20:27	31			1		1	1				1	2			1	
24	L	CIERNIK, IVAN	-1	7:53	12															
25	R	NEIL, CHRIS	-1	7:02	9						1				1	2	1			
26	R	ROY, ANDRE	E	9:11	11												1			
27	D	PERSSON, RICARD	E	13:21	24	2	3	1		6	1				1	2				
28	C	WHITE, TODD	+2	18:09	25			1		1		12	8	60			1		1	
29	D	KWIATKOWSKI, JOEL	E	9:59	20	2				2					1	2	1			
33	L	HERPERGER, CHRIS	E	10:56	14		1			1		5	4	55			1		1	
		TEAM TOTALS	9			12	12	7	0	31	7	41	36	53	8	16	14	1	2	10

		PITTSBURGH PENGUINS	+/-	TOI	SHF	SHOTS											TK	GV	BS	
						1	2	3	OT	T	MS	FW	FL	F%	PN	PIM				HT
1	G	HEDBERG, JOHAN		60:00																
30	G	AUBIN, J-SEBASTIEN		0:00																
2	D	MELICHAR, JOSEF	-1	17:06	25						1				1	2	3	1	1	
5	D	LAUKKANEN, JANNE	+1	18:42	20			2		2	2						1			
7	D	PERENCE, ANDREW	-2	21:05	29		2	3		5							1		1	
11	D	KASPARAITIS, DARIUS	-1	18:57	30		1	1		2							6		3	
15	C	PRIMEAU, WAYNE	+1	12:05	19		1			1		13	7	65	3	6	2			
16	C	BEECH, KRIS	-1	11:01	15			3		3		4	7	36						
17	C	PETERSEN, TOBY	-1	12:48	19	1				1		1	2	33					1	
20	C	LANG, ROBERT	E	24:13	28			1		1		11	16	40						
23	D	JAKOPIN, JOHN	+1	11:03	12						1				1	2			1	
25	L	STEVENS, KEVIN	-1	13:02	15			1		1								1	2	
27	R	KOVALEV, ALEXEI	-2	19:38	22	1		1		2							2			
28	D	ROZSIVAL, MICHAL	-2	21:19	33		1			1					1	2			1	
29	L	OLIWA, KRZYSZTOF	E	5:36	10															
33	L	LACOUTURE, DAN	+2	16:58	22		2			2										
37	R	KOSTOPOULOS, TOM	+1	9:41	16	1				1							3		1	
38	C	HRDINA, JAN	-3	17:08	24	1	1			2	1	7	9	43					1	
44	R	RICHER, STEPHANE	-2	19:28	22		2			2	1				1	2	1			
95	R	MOROZOV, ALEXEI	E	14:21	20															
		TEAM TOTALS	-10			4	10	12	0	26	6	36	41	47	7	14	19	2	5	10

TOI=Time On Ice SHF=# of Shifts MS=Missed Shots FW=Faceoffs Won FL=Faceoffs Lost F%=Faceoff Win Percentage  
PN=Number of Penalties PIM=Penalty Minutes HT=Hits Given TK=Takeaways GV=Giveaways BS=Blocked Shots



VISITOR

Game Summary

HOME



2

Game 0607  
 Thursday, January 3, 2002  
 7:38 PM ET at Nassau Coliseum  
 Attendance 16,234  
 Final

4



PITTSBURGH  
 PENGUINS  
 Game 39 Away Game 19

NEW YORK  
 ISLANDERS  
 Game 39 Home Game 20

SCORING SUMMARY

G	Per	Time	Team	Goal Scorer	Assist	Assist	PIT	NYI	STR
1	1	11:28	PIT	W. PRIMEAU (2)	T. KOSTOPOULOS (1)	K. OLIWA (1)	15 2 37 30 29 7	6 79 45 35 17 15	EV
2	1	14:57	NYI	B. ISBISTER (9)	A. AUCCOIN (10)	S. BATES (13)	2 38 33 30 7	15 3 79 33 29 17	PP
3	2	13:16	NYI	S. BATES (12)	J. BLAKE (5)		17 38 33 30 28 27	17 55 35 33 29	SH
4	2	16:18	NYI	J. BLAKE (5)	O. KVASHA (14)	D. SCATCHARD (4)	8 37 33 30 28 16	55 3 38 35 33 12	EV
5	3	6:02	NYI	M. PARRISH (21)	R. TORRES (1)	M. LINDGREN (4)	5 44 30 29 23 17	37 3 35 33 16 10	EV
6	3	12:35	PIT	A. KOVALEV (13)	R. LANG (18)	K. OLIWA (2)	27 7 30 29 20 8	17 55 47 35 33	PP

PITTSBURGH PENGUINS

NEW YORK ISLANDERS

#	Per	Time	Player	PIM	Penalty	#	Per	Time	Player	PIM	Penalty
1	1	2:30	20 R. LANG	2:00	Hooking	1	1	15:48	38 D. SCATCHARD	2:00	Roughing
2	1	14:08	11 D. KASPARAITIS	2:00	Hooking	2	2	11:03	16 R. TORRES	2:00	Hi stick
3	1	15:48	11 D. KASPARAITIS	10:00	Game misconduct	3	2	11:03	16 R. TORRES	2:00	Hi stick
4	1	15:48	11 D. KASPARAITIS	5:00	Board check (maj)	4	3	7:16	38 D. SCATCHARD	2:00	Unsportsmanlike conduct
5	2	7:16	38 J. HRDINA	2:00	Interference	5	3	7:54	12 O. KVASHA	2:00	Interference
6	3	7:16	35 D. LACOUTURE	2:00	Unsportsmanlike conduct	6	3	11:13	10 M. LINDGREN	2:00	Tripping
7	3	14:19	16 K. BEECH	2:00	Hooking						

GOALS BY PER.		SHOTS ON GOAL		PENALTIES-MIN		POWERPLAY (GOALS-OPP)		ZONE TIME							
	PIT	NYI		PIT	NYI		PIT	NYI	PIT	NYI	Neutral				
1	1	1	1	8	9	1	4-19	1-2	1	0-0	1-3	1	8:42	7:31	3:47
2	0	2	2	5	15	2	1-2	2-4	2	0-2	0-1	2	10:26	5:17	4:17
3	1	1	3	9	11	3	2-4	3-6	3	1-2	0-1	3	6:26	9:38	3:56
T	2	4	T	20	35	T	7-25	6-12	T	1-4	1-5	T	25:34	22:26	12:00
									Time	7:22	9:49				

GOALIES (GOALS-SHOTS AGAINST)

THREE STARS

OFFICIALS

		1	2	3	T	Time	1 NYI	55	J. BLAKE	Referee:	Mark Faucette
PIT (L)	AUBIN	1-9	2-15	1-11	4-35	59:05	2 NYI	17	S. BATES	Referee:	Mike Hasenfratz
NYI (W)	OSGOOD	1-8	0-3	1-9	2-20	59:52	3 NYI	3	A. AUCCOIN	Linesman:	Greg Devorski
										Linesman:	Jean Morin

3 Stars picked by: ISLANDERS' RADIO NETWORK

VISITOR

Event Summary

HOME



2

Game 0607

Thursday, January 3, 2002  
7:38 PM ET at Nassau Coliseum

4



PITTSBURGH PENGUINS  
Game 39 Away Game 19

Attendance 16,234  
Final

NEW YORK ISLANDERS  
Game 39 Home Game 20

	PITTSBURGH PENGUINS	+/-	TOI	SHF	SHOTS					MS	FW	FL	F%	PN	PIM	HT	TK	GV	BS	
					1	2	3	OT	T											
1	G HEDBERG, JOHAN		0:00																	
30	G AUBIN, J-SHBASTIEN		59:05																	
2	D MELICHAR, JOSEF	+1	18:39	25		1			1							2		1		
5	D LAUKKANEN, JANNE	-1	20:10	26			1		1							5		2		
7	D TERENCE, ANDREW	+1	21:41	27					2							1		1		
8	D JONSSON, HANS	-1	21:32	28			1		1	2						3		4		
11	D KASPARAITIS, DARIUS	E	5:42	8									3	17		1				
15	C PRIMEAU, WAYNE	+1	16:23	23	1				1		6	12	33			5	1	1		
16	C BEECH, KRIS	-1	9:16	14	1				1		5	3	62	1	2	1	1	1		
17	C PETERSEN, TOBY	-2	10:39	15						1	2	5	28			1		1		
20	C LANG, ROBERT	E	24:33	23	1		2		3	2	7	18	28	1	2	1	2			
23	D JAKOPIN, JOHN	-1	6:10	10						1						2		1		
27	R KOVALEV, ALEXEI	-1	25:19	23	1		2		3							2		5		
28	D ROZSIVAL, MICHAL	-2	21:33	26	1				1									3		
29	L OLIWA, KRZYSZTOF	E	8:15	11		1			1							1	1			
33	L LACOUTURE, DAN	-2	19:15	27	1	1	1		3				1	2		1		1		
37	R KOSTOPOULOS, TOM	E	13:22	19			1		1	2						2	1			
38	C HRDINA, JAN	-1	20:13	24	1				1	1	2	2	50	1	2					
44	R RICHER, STEPHANE	-1	15:43	20			1		1									2		
95	R MOROZOV, ALEXEI	E	8:29	12	1				1											
	TEAM TOTALS	-10				8	3	9	0	20	11	22	40	35	7	25	26	5	11	18

	NEW YORK ISLANDERS	+/-	TOI	SHF	SHOTS					MS	FW	FL	F%	PN	PIM	HT	TK	GV	BS	
					1	2	3	OT	T											
30	G SNOW, GARIE		0:00																	
35	G OSGOOD, CHRIS		59:52																	
3	D LAUCON, ADRIAN	+2	32:20	31	3	1	2		6							2		1		
6	D SUTTON, KEN	-1	11:42	16		1			1	1						1		3		
10	T JINDGREN, MATS	+1	7:03	11			1		1		3	1	75	1	2	2		1		
12	L KVASHA, OLEG	+1	10:56	14	1	2	3		6		4	8	33	1	2					
15	R BISISTER, BRAD	-1	14:12	17	2	2	1		5											
16	L TORRES, RAFFI	+1	6:21	10		1			1					2	4	5	1			
17	C BATES, SHAWN	E	16:42	20		1			1	2	1	100				3		1		
20	R WEBB, STEVE	E	5:50	11												5				
21	R CZERKAWSKI, MARIUSZ	E	23:12	22		1			1	2						1		1		
27	C PECA, MICHAEL	E	23:27	25							17	8	68			1	1	2	4	
29	D JONSSON, KENNY	+1	31:15	28	2				2	1						2	1	1	7	
33	D CAIRNS, ERIC	+3	15:43	22		1			1							2	1			
37	R PARRISH, MARK	+1	22:09	23			1		1							2	1	1	2	
38	C SCARICHAJI, DAVE	+1	11:07	19		2	1		3		4	1	80	2	4					
45	D KIPRUSOFF, MARKO	-1	9:08	14														1		
47	D HARNSTROM, DICK	E	19:46	22		1			1							2	1	1	1	
55	L BLAKE, JASON	+2	11:23	18		1	1		2	1								1		
79	C YASHIN, ALEXEI	-1	16:09	19	1	1	1		3	3	11	4	73				2	1		
	TEAM TOTALS	+9				9	15	11	0	35	10	40	22	65	6	12	31	9	8	21

TOI=Time On Ice SHF=# of Shifts MS=Missed Shots FW=Faceoffs Won FL=Faceoffs Lost F%=Faceoff Win Percentage  
PN=Number of Penalties PIM=Penalty Minutes HT=Hits Given TK=Takeaways GV=Giveaways BS=Blocked Shots

VISITOR

HOME



1

## Game Summary

**Game 0620**  
**Saturday, January 5, 2002**  
**3:10 PM ET at Mellon Arena**  
**Attendance 16,305**  
**Final**

4



NEW YORK RANGERS  
Game 45 Away Game 23

PITTSBURGH PENGUINS  
Game 40 Home Game 21

This NHL Game Report is provided courtesy of the NHL to members of the credentialed media for their exclusive use for news and editorial purposes only and not for any commercial purpose. Any reproduction, use or distribution of this material for a commercial purpose without the express written permission of the NHL is prohibited.

### SCORING SUMMARY

G	Per	Time	Team	Goal Scorer	Assist	Assist	NYR	PIT	STR
1	1	14:15	PIT	A. KOVALEV (14)	J. HRDINA (10)	D. KASPARAITIS (6)	14 88 35 34 24 16	27 1 38 28 20 11	EV
2	2	8:40	NYR	R. DVORAK (9)	B. LEETCH (25)		20 2 35 32 23	1 44 38 33 27 5	SH
3	3	4:33	PIT	A. KOVALEV (15)	J. HRDINA (11)	D. LACOUTURE (4)	2 37 35 32 23	27 1 38 33 28 20	PP
4	3	5:21	PIT	A. KOVALEV (16)	J. HRDINA (12)	R. LANG (19)	14 88 35 23 22 16	27 1 38 28 20 11	EV
5	3	17:01	PIT	W. PRIMEAU (3)	S. RICHER (5)	D. LACOUTURE (5)	20 93 37 35 34 33	15 1 44 33 7 2	EV

#### NEW YORK RANGERS

#	Per	Time	Player	PIM	Penalty
1	1	6:29	14 T. FLEURY	2:00	Slashing
2	1	20:00	2 B. LEETCH	2:00	Hooking
3	2	7:42	22 T. KLOUCEK	2:00	Roughing
4	3	3:11	14 T. FLEURY	2:00	Slashing
5	3	5:23	36 M. BARNABY	2:00	Unsportsmanlike conduct
6	3	12:23	14 T. FLEURY	2:00	Slashing

#### PITTSBURGH PENGUINS

#	Per	Time	Player	PIM	Penalty
1	1	14:28	16 K. BEECH	2:00	Hooking
2	2	4:59	22 R. ROBITAILLE	2:00	Hooking - Obstruction
3	2	5:07	11 D. KASPARAITIS	2:00	Hi stick
4	2	13:37	33 D. LACOUTURE	2:00	Roughing
5	2	16:25	27 A. KOVALEV	2:00	Slashing
6	2	18:03	1 J. HEDBERG	2:00	Delay of game
7	3	5:23	37 T. KOSTOPOULOS	2:00	Unsportsmanlike conduct

#### GOALS BY PER.

	NYR	PIT
1	0	1
2	1	0
3	0	3
T	1	4

#### SHOTS ON GOAL

	NYR	PIT
1	8	7
2	21	9
3	7	16
T	36	32

#### PENALTIES-MIN

	NYR	PIT
1	2-4	1-2
2	1-2	5-10
3	3-6	1-2
T	6-12	7-14

#### POWERPLAY (GOALS-OPP)

	NYR	PIT
1	0-1	0-1
2	0-5	0-2
3	0-0	1-2
T	0-6	1-5
Time	12:00	9:22

#### ZONE TIME

	NYR	PIT	Neutral
1	7:42	7:23	4:55
2	6:49	9:02	4:09
3	7:21	8:11	4:28
T	21:52	24:36	13:32

#### GOALIES (GOALS-SHOTS AGAINST)

	1	2	3	T	Time
NYR(L) RICHTER	1-7	0-9	3-16	4-32	60:00
PIT(W) HEDBERG	0-8	1-21	0-7	1-36	59:44

#### THREE STARS

1	PIT	27	A. KOVALEV
2	PIT	1	J. HEDBERG
3	PIT	11	D. KASPARAITIS

by: Media at Mellon Arena

#### OFFICIALS

Referee:	Marc Joannette
Referee:	Don VanMassenhoven
Linesman:	Derek Amell
Linesman:	Mark Pare

VISITOR



1

 NEW YORK RANGERS  
 Game 45 Away Game 23

## Event Summary

 Game 0620  
 Saturday, January 5, 2002  
 3:10 PM ET at Mellon Arena  
 Attendance 16,305  
 Final

HOME

4


 PITTSBURGH PENGUINS  
 Game 40 Home Game 21

This NHL Game Report is provided courtesy of the NHL to members of the credentialed media for their exclusive use for news and editorial purposes only and not for any commercial purpose. Any reproduction, use or distribution of this material for a commercial purpose without the express written permission of the NHL is prohibited.

		NEW YORK RANGERS	+/-	TOI	SHF	SHOTS										PN	PIM	HT	TK	GV	BS
						1	2	3	OT	T	MS	FW	FL	F%							
31	G	BLACKBURN, DANIEL		0:00																	
35	G	RICHTER, MIKE		60:00																	
2	D	LEETCH, BRIAN	+1	26:31	25		2	1		3	2				1	2	2		1	1	
6	C	MALHOTRA, MANNY	E	7:42	10							1	3	25			1				
10	R	MCCARTHY, SANDY	E	2:32	3												1				
14	R	FLEURY, THEOREN	-2	20:50	22	1				1					3	6	1				1
16	C	YORK, MIKE	-2	19:16	24		2	1		3	1	2		100							
20	R	DVORAK, RADEK	E	20:07	23	1	3			4	1		1	0							1
21	L	MCKENNA, STEVE	E	2:36	3	1				1								1			
22	D	KLOUCEK, TOMAS	-1	14:25	18	2		1		3					1	2	3				
23	D	MALAKHOV, VLADIMIR	E	22:55	26	1	3			4							3		1	2	
24	D	LEFEBVRE, SYLVAIN	-1	15:37	19			1		1							1				2
26	L	JOHANSSON, ANDREAS	E	15:10	22	1	1	1		3		3	4	42							
32	L	TOMS, JEFF	+1	12:31	19		1			1		12	4	75							
33	D	KARPA, DAVE	-1	17:39	20		1	1		2	1						3				2
34	D	BERARD, BRYAN	-2	19:35	21		1			1	1										
36	R	BARNABY, MATTHEW	E	12:49	16		1			1					1	2	1				
37	C	SAMUELSSON, MIKAEL	-1	11:01	18	1				1	1								1		
88	C	LINDROS, ERIC	-2	21:01	25		3			3	1	14	14	50							
93	C	NEDVED, PETR	-1	22:08	25		3	1		4	2	7	12	36			1			1	
		TEAM TOTALS	-11				8	21	7	0	36	10	39	38	51	6	12	18	1	3	9

		PITTSBURGH PENGUINS	+/-	TOI	SHF	SHOTS										PN	PIM	HT	TK	GV	BS
						1	2	3	OT	T	MS	FW	FL	F%							
1	G	HEDBERG, JOHAN		59:44											1	2					
30	G	AUBIN, J-SEBASTIEN		0:00																	
2	D	MELICHAR, JOSEF	+1	18:43	26												1				4
5	D	LAUKKANEN, JANNE	-1	19:51	23		2			2	1										2
7	D	FERENCE, ANDREW	+1	16:58	24						1										
8	D	JONSSON, HANS	E	18:14	22		1	1		2							1				
11	D	KASPARAITIS, DARIUS	+2	19:10	28	1		3		4					1	2	9				1
16	C	PRIMEAU, WAYNE	+1	16:59	25			1		1		14	10	58			1				
16	C	BEECH, KRIS	E	12:22	18		2	1		3		6	12	33	1	2					
17	C	PETERSEN, TOBY	E	5:05	7	1				1	1	1		100							2
20	C	LANG, ROBERT	+2	26:02	33		2	2		4	1	16	16	50						2	3
22	C	ROBITAILLE, RANDY	E	13:13	18										1	2					
25	L	STEVENS, KEVIN	E	2:32	4	1				1											
27	R	KOVALEV, ALEXEI	+1	24:16	27	3		6		9	3				1	2				1	
28	D	ROZSIVAL, MICHAL	+2	20:44	27		1			1	1						2			2	1
29	L	OLIWA, KRZYSZTOF	E	1:26	2						1										
33	L	LACOUTURE, DAN	E	19:38	26						1				1	2					1
37	R	KOSTOPOULOS, TOM	E	12:09	17	1				1	1				1	2	1				1
38	C	HRDINA, JAN	+1	23:15	31			1		1	1	1	1	50							
44	R	RICHER, STEPHANE	E	13:10	18		1	1		2	2									1	
		TEAM TOTALS	10				7	9	16	0	32	14	38	39	49	7	14	15	1	5	15

TOI=Time On Ice SHF=# of Shifts MS=Missed Shots FW=Faceoffs Won FL=Faceoffs Lost F%=Faceoff Win Percentage  
 PN=Number of Penalties PIM=Penalty Minutes HT=Hits Given TK=Takeaways GV=Giveaways BS=Blocked Shots

VISITOR

Game Summary

HOME



0

Game 0630  
 Sunday, January 6, 2002  
 6:08 PM CT at United Center  
 Attendance 16,537  
 Final

2



PITTSBURGH  
 PENGUINS  
 Game 41 Away Game 20

CHICAGO  
 BLACKHAWKS  
 Game 45 Home Game 23

SCORING SUMMARY

G	Per	Time	Team	Goal Scorer	Assist	Assist	PIT	CHI	STR
1	1	3:24	CHI	K. CALDER (14)	A. ZHAMNOV (27)	T. AMONTE (23)	1 38 28 27 20 11	19 6 42 41 13 10	EV
2	2	3:12	CHI	A. ZHAMNOV (15)	K. CALDER (19)	T. AMONTE (24)	1 38 27 20 7 2	13 6 42 41 19 10	EV

PITTSBURGH PENGUINS

CHICAGO BLACKHAWKS

#	Per	Time	Player	PIM	Penalty	#	Per	Time	Player	PIM	Penalty
1	1	8:42	11 D. KASPARAIKIS	2:00	Interference	1	1	5:17	19 K. CALDER	2:00	Kneeing
2	1	18:05	7 A. FERENCE	2:00	Hi stick	2	2	13:31	14 R. VANDENBUSSCHE	2:00	Tripping
3	3	13:07	7 A. FERENCE	2:00	Roughing	3	3	13:07	10 T. AMONTE	5:00	Fighting (maj)
4	3	13:07	2 J. MELICHIAR	5:00	Fighting (maj)	4	3	13:07	13 A. ZHAMNOV	2:00	Roughing
5	3	15:56	27 A. KOVALEV	2:00	Diving	5	3	15:56	13 A. ZHAMNOV	2:00	Holding

GOALS BY PER.

SHOTS ON GOAL

PENALTIES-MIN

POWERPLAY (GOALS-OPP)

ZONE TIME

	PIT	CHI		PIT	CHI		PIT	CHI		PIT	CHI	PIT	CHI	Neutral	
1	0	1	1	5	11	1	2-4	1-2	1	0-1	0-2	1	11:01	4:51	4:08
2	0	1	2	8	5	2	0-0	1-2	2	0-1	0-0	2	7:59	8:04	3:57
3	0	0	3	9	3	3	3-9	3-9	3	0-0	0-0	3	6:23	8:17	5:20
T	0	2	T	22	19	T	5-13	5-13	T	0-2	0-2	T	25:23	21:12	13:25
										Time	4:00	4:00			

GOALIES (GOALS-SHOTS AGAINST)

THREE STARS

OFFICIALS

		1	2	3	T	Time	1	CHI	41	J. THIBAUT	Referee:	Tim Peel
PIT(L)	HEDBERG	1-11	1-5	0-3	2-19	58:51	2	CHI	13	A. ZHAMNOV	Referee:	Kelly Sutherland
CHI(W)	THIBAUT	0-5	0-8	0-9	0-22	59:58	3	CHI	42	J. KLEMM	Linesman:	Pierre Racicot
											Linesman:	Dan Schachte

3 Stars picked by: NEIL MILBERT

VISITOR

Event Summary

HOME



0

Game 0630

Sunday, January 6, 2002

6:08 PM CT at United Center

Attendance 16,537

Final

2



PITTSBURGH PENGUINS

Game 41 Away Game 20

CHICAGO BLACKHAWKS

Game 45 Home Game 23

	PITTSBURGH PENGUINS	+/-	TOI	SHF	SHOTS					MS	FW	FL	F%	PN	PIM	HT	TK	GV	BS
					1	2	3	OT	T										
1	G HEDBERG, JOHAN		58:51																
30	G AUBIN, J-SEBASTIEN		0:00																
2	D MELICHAR, JOSEF	-1	17:21	25		1	1		2				1	5	2				
5	D LAUKKANEN, JANNE	E	20:49	22											3			1	
7	D FERENCE, ANDREW	-1	17:51	26		1			1				2	4	1				
8	D JONSSON, HANS	E	17:02	19											1		1	4	
11	D KASPARAITIS, DARIUS	-1	20:38	28			1		1				1	2	6		2	1	
15	C PRIMEAU, WAYNE	E	7:01	11							3	4	42					1	
16	C BEECH, KRIS	E	16:29	22		1	1		2		5	10	33		1				
17	C PETERSEN, TOBY	E	14:54	20	1		2		3		5	7	41		2				
20	C LANG, ROBERT	-2	21:33	27	1	1	1		3		13	17	43					3	
22	C ROBITAILLE, RANDY	E	15:56	22		1			1		2	2	50			1			
25	L STEVENS, KEVIN	E	8:39	13			1		1	1					1				
27	R KOVALEV, ALEXEI	-2	20:43	22		1			1	4				1	2	1			
28	D ROZSIVAL, MICHAL	-1	21:45	29											3		2	3	
29	L OLIWA, KRZYSZTOF	E	8:29	11					1						2			1	
33	L LACOUTURE, DAN	E	17:34	21		1	1		2	1								2	
37	R KOSTOPOULOS, TOM	E	13:53	17			1		1						4		1		
38	C HRDINA, JAN	-2	17:36	22							1		100						
44	R RICHER, STEPHANE	E	17:17	24	3	1			4	1					1				
	TEAM TOTALS	-10			5	8	9	0	22	8	29	40	42	5	13	29	0	8	14

	CHICAGO BLACKHAWKS	+/-	TOI	SHF	SHOTS					MS	FW	FL	F%	PN	PIM	HT	TK	GV	BS
					1	2	3	OT	T										
29	G PASSMORE, STEVE		0:00																
41	G THIBAUT, JOCELYN		59:58																
3	D SPACEK, JAROSLAV	E	22:05	32	1				1	1					1				
6	D HOUSLEY, PHIL	+2	23:10	27	3	1			4	1					1		1	1	
8	D POAPST, STEVE	E	15:40	22		1	1		2	1					5	1			
10	R AMONIE, TONY	+2	19:16	27	2				2	1				1	5			2	
11	C WHITE, PETER	E	10:15	15							6	5	54					1	
13	C ZHAMNOV, ALEXEI	+2	21:07	25	2	1			3		15	7	68	2	4				
14	R VANDENBUSSCHE, RYAN	E	6:33	9										1	2	4			
17	L PELUSO, MIKE	E	12:22	17	1		1		2							2			
19	C CALDER, KYLE	+2	18:21	28	1				1					1	2	1		1	
22	C KOROLEV, IGOR	E	17:05	24						1	7	8	46						
24	L PROBERT, BOB	E	6:56	8															
25	D KARPOVTSEV, ALEXANDER	E	19:26	26											1		2	1	
26	R SULLIVAN, STEVE	E	18:38	23							7	5	58					1	
28	L BELL, MARK	E	14:54	19	1				1						4				
42	D KLEMM, JON	+2	24:09	29											1		1	3	
45	D CHEBATURKIN, VLAD	E	11:44	17											5				
55	L DAZE, ERIC	E	17:05	23		2	1		3	1									
92	C NYLANDER, MICHAEL	E	15:06	19							5	4	55					1	
	TEAM TOTALS	+10			11	5	3	0	19	6	40	29	58	5	13	25	1	6	9

TOI=Time On Ice SHF=# of Shifts MS=Missed Shots FW=Faceoffs Won FL=Faceoffs Lost F%=Faceoff Win Percentage  
 PN=Number of Penalties PIM=Penalty Minutes HT=Hits Given TK=Takeaways GV=Giveaways BS=Blocked Shots

VISITOR

Game Summary

HOME



3

Game 0641  
 Tuesday, January 8, 2002  
 7:38 PM ET at Mellon Arena  
 Attendance 15,897  
 Final

2



BOSTON BRUINS  
 Game 43 Away Game 21

PITTSBURGH PENGUINS  
 Game 42 Home Game 22

SCORING SUMMARY

G	Per	Time	Team	Goal Scorer	Assist	Assist	BOS	PIT	STR
1	1	4:41	BOS	G. MURRAY (19)	J. THORNTON (30)	S. SAMSONOV (25)	27 14 64 47 25 19	1 27 25 24 20 11	EV
2	1	5:10	PIT	K. BEECH (5)	M. ROZSIVAL (9)	S. RICHER (6)	14 64 47 27 25 19	16 1 44 28 22 5	EV
3	1	7:43	PIT	J. HRDINA (11)	R. LANG (20)	M. ROZSIVAL (10)	14 64 47 27 25 19	38 1 28 27 20 5	EV
4	1	18:01	BOS	J. THORNTON (18)	S. SAMSONOV (26)		19 14 64 47 27 25	1 44 24 22 16 11	EV
5	3	8:14	BOS	S. SAMSONOV (11)	G. MURRAY (19)	D. SWEENEY (9)	14 47 44 32 27 19	1 44 28 22 16 8	EV

BOSTON BRUINS

PITTSBURGH PENGUINS

#	Per	Time	Player	PIM	Penalty	#	Per	Time	Player	PIM	Penalty
1	1	2:46	62 A. NAZAROV	5:00	Fighting (maj)	1	1	2:46	29 K. OLIWA	5:00	Fighting (maj)
2	2	2:56	64 J. KULTANEN	2:00	Holding	2	2	8:00	28 M. ROZSIVAL	2:00	Holding
3	2	18:14	19 J. THORNTON	2:00	Roughing	3	3	14:27	7 A. FERENCE	2:00	Hi stick
4	3	11:39	20 M. LAPONIE	2:00	Holding						
5	3	14:27	13 B. GUERIN	2:00	Hi stick						
6	3	14:27	13 B. GUERIN	2:00	Hi stick						
7	3	18:31	12 B. ROLSTON	2:00	Hi stick						
8	3	20:00	21 S. O'DONNELL	2:00	Roughing						

GOALS BY PER.		SHOTS ON GOAL		PENALTIES-MIN		POWERPLAY (GOALS-OPP)		ZONE TIME				
	BOS	PIT	BOS	PIT	BOS	PIT	BOS	PIT	BOS	PIT	Neutral	
1	2	2	11	13	1	1	0-0	0-0	1	6:53	7:51	5:16
2	0	0	10	8	2	2	0-1	0-2	2	8:50	7:06	4:04
3	1	0	10	9	3	3	0-0	0-3	3	7:53	7:24	4:43
T	3	2	31	30	6	6	0-1	0-5	6	23:36	22:21	14:03
							Time	2:00	9:29			

GOALIES (GOALS-SHOTS AGAINST)

THREE STARS

OFFICIALS

		1	2	3	T	Time	1 BOS	14	S. SAMSONOV	Referee:	Paul Devorski
BOS(W)	GRAHAME	2-13	0-8	0-9	2-30	60:00	2 BOS	19	J. THORNTON	Referee:	Chris Lee
PIT(L)	HEDBERG	2-11	0-10	1-10	3-31	59:21	3 PIT	38	J. HRDINA	Linesman:	Derek Amell
										Linesman:	Brad Kovachik

3 Stars picked by: Media at Mellon Arena

VISITOR

## Event Summary

HOME



3

Game 0641

Tuesday, January 8, 2002  
7:38 PM ET at Mellon Arena

2

BOSTON BRUINS  
Game 43 Away Game 21Attendance 15,897  
FinalPITTSBURGH  
PENGUINS  
Game 42 Home Game 22

	BOSTON BRUINS	+/-	TOI	SHF	SHOTS					MS	FW	FL	F%	PN	PIM	HT	TK	GV	BS	
					1	2	3	OT	T											
34	G DAFOE, BYRON		0:00																	
47	G GRAHAME, JOHN		60:00																1	
11	L AXELSSON, P.J.	E	18:12	24		3	1		4											
12	C ROLSTON, BRIAN	E	18:33	24	1	1			2	1	10	9	52	1	2		1			
13	R GUERIN, BILL	E	18:31	21	2		1		3	2				2	4			1		
14	L SAMSONOV, SERGEI	+1	16:20	18			1		1	1										
16	C STUMPEL, JOZEF	E	16:18	21			2		2		6	5	54					1	1	
17	L ZAMUNER, ROB	E	15:23	22		1	1		2		1	2	33			2				
19	C THORNTON, JOE	+1	17:39	21	1	1			2	2	8	12	40	1	2					
20	R LAPOINTE, MARTIN	E	15:46	24		2			2	2	1	2	33	1	2	1				
21	D O'DONNELL, SEAN	E	26:02	26	1		1		2	1				1	2	2			2	
25	D GILL, HAL	E	28:16	26	1	1	1		3							1	1		1	
27	R MURRAY, GLEN	+1	18:44	23	4		1		5			1	0							
31	D RIVERS, JAMIE	E	11:48	15		1			1	1						2				
32	D SWENEY, DON	+1	20:16	21												3			3	
33	R PELLERIN, SCOTT	E	7:41	10												2				
42	C STOCK, P.J.	E	5:30	6	1				1		2	3	40			1				
44	D BOYNTON, NICHOLAS	+1	22:36	23															1	
62	L NAZAROV, ANDREI	E	3:15	6			1		1	1						5				
64	D KULTANEN, JARNO	E	9:03	14										1	2	4				
	TEAM TOTALS	+5				11	10	10	0	31	11	28	34	45	8	19	15	2	3	8

	PITTSBURGH PENGUINS	+/-	TOI	SHF	SHOTS					MS	FW	FL	F%	PN	PIM	HT	TK	GV	BS	
					1	2	3	OT	T											
1	G HEDBERG, JOHAN		59:21																	
30	G AUBIN, J-SEBASTIEN		0:00																	
2	D MELICHAR, JOSEF	E	15:14	19												2			1	
5	D LAUKKANEN, JANNE	+2	16:08	19						1										
7	D FERENC, ANDREW	E	16:49	20		1	1		2					1	2	1			3	
8	D JONSSON, HANS	-1	14:22	16												1			1	
11	D KASPARAITIS, DARIUS	-2	18:13	23	1				1							6			1	
16	C BEECH, KRIS	-1	17:00	19	1	1			2	1	5	3	62			1			1	
17	C PETERSEN, TOBY	E	15:37	21	1				1	1	6	7	46							
20	C LANG, ROBERT	E	26:21	27	2	1	2		5		18	14	56							
22	C ROBITAILLE, RANDY	-1	19:15	23	1	1			2		5	4	55			1			1	
24	R MORAN, IAN	-2	18:29	21		1	1		2	1										1
25	I STEVENS, KEVIN	-1	4:38	8																
27	R KOVALEV, ALEXEI	E	25:37	24	3				3	1									1	1
28	D ROZSIVAL, MICHAL	+1	15:20	21		1			1					1	2	1				
29	L OLIWA, KRZYSZTOF	E	3:42	5		1			1					1	5					
33	L LACOUTURE, DAN	E	18:34	24	2		1		3							1				
37	R KOSTOPOULOS, TOM	E	16:08	21			1		1	1						3				1
38	C HRDINA, JAN	+1	20:14	22	2	1			3							2				
44	R RICHER, STEPHANE	-1	16:59	21			3		3											1
	TEAM TOTALS	-5				13	8	9	0	30	6	34	28	55	3	9	19	0	4	9

TOI=Time On Ice SHF=# of Shifts MS=Missed Shots FW=Faceoffs Won FL=Faceoffs Lost F%=Faceoff Win Percentage  
PN=Number of Penalties PIM=Penalty Minutes HT=Hits Given TK=Takeaways GV=Giveaways BS=Blocked Shots



VISITOR

## Game Summary

HOME



2

Game 0655

Thursday, January 10, 2002  
7:05 PM ET at HSBC Arena

0

PITTSBURGH  
PENGUINS

Game 43 Away Game 21

Attendance 16,151

Final

BUFFALO SABRES

Game 44 Home Game 24

## SCORING SUMMARY

G	Per	Time	Team	Goal Scorer	Assist	Assist	PIT	BUF	STR
1	1	0:46	PIT	S. RICHER (10)	R. ROBITAILLE (4)		44 1 24 22 16 11	25 77 44 43 42 37	EV
2	3	18:40	PIT	R. LANG (11)	A. KOVALEV (14)	A. FERENCE (5)	20 1 33 27 7 2	3 81 77 43 42 41	EV

## PITTSBURGH PENGUINS

## BUFFALO SABRES

#	Per	Time	Player	PIM	Penalty	#	Per	Time	Player	PIM	Penalty
1	1	15:18	7 A. FERENCE	2:00	Holding	1	1	5:38	17 J. DUMONT	2:00	Interference
2	2	3:51	19 J. HEDBERG	2:00	Hi stick	2	2	3:51	77 C. GRATTON	2:00	Roughing
3	2	3:51	23 J. MELICHAR	2:00	Roughing	3	2	17:37	32 R. RAY	2:00	Roughing
4	3	0:19	7 A. FERENCE	2:00	Holding	4	3	5:02	25 V. VARADA	2:00	Interference on the goaltender
5	3	14:44	27 A. KOVALEV	2:00	Holding						
6	3	19:20	17 T. PETERSEN	2:00	Slashing						

## GOALS BY PER.

## SHOTS ON GOAL

## PENALTIES-MIN

POWERPLAY  
(GOALS-OPP)

## ZONE TIME

	PIT	BUF	PIT	BUF	PIT	BUF	PIT	BUF	PIT	BUF	PIT	BUF	Neutral		
1	1	0	1	6	10	1	1-2	1-2	1	0-1	0-1	1	8:01	6:57	5:02
2	0	0	2	6	14	2	2-4	2-4	2	0-1	0-1	2	9:36	6:25	3:59
3	1	0	3	6	12	3	3-6	1-2	3	0-1	0-3	3	9:33	4:48	5:39
T	2	0	T	18	36	T	6-12	4-8	T	0-3	0-5	T	27:10	18:10	14:40
									Time	6:00	8:40				

## GOALIES (GOALS-SHOTS AGAINST)

## THREE STARS

## OFFICIALS

		1	2	3	T	Time	1 PIT	1	J. HEDBERG	Referee:	Kerry Fraser
PIT(W)	HEDBERG	0-10	0-14	0-12	0-36	60:00	2 BUF	24	T. PYATT	Referee:	Brad Watson
BUF(L)	BIRON	1-6	0-6	1-6	2-18	58:44	3 BUF	45	D. KALININ	Linesman:	Mike Cvik
										Linesman:	Danny McCourt

3 Stars picked by: N A

VISITOR

## Event Summary

HOME



2

Game 0655  
Thursday, January 10, 2002  
7:05 PM ET at HSBC Arena

0



PITTSBURGH  
PENGUINS  
Game 43 Away Game 21

Attendance 16,151  
Final

BUFFALO SABRES  
Game 44 Home Game 24

	PITTSBURGH PENGUINS	+/-	TOI	SHF	SHOTS					MS	FW	FL	F%	PN	PIM	HT	TK	GV	BS	
					1	2	3	OT	T											
1	G HEDBERG, JOHAN		60:00											1	2			2		
30	G AUBIN, J-SEBASTIEN		0:00																	
2	D MELICHAR, JOSEF	+1	16:16	24						1				1	2		1	1	1	
5	D LAUKKANEN, JANNE	E	4:01	6	1											1				
7	D FERENCE, ANDREW	+1	18:47	29		2			2	1		1	0	2	4	5		3	2	
8	D JONSSON, HANS	E	14:24	19		1			1							1			2	
11	D KASPARAITIS, DARIUS	+1	23:10	32		1			1							2			2	
16	C BEECH, KRIS	+1	13:34	19							3	3	50			1				
17	C PETERSEN, TOBY	E	13:47	21			1		1	2	2	8	20	1	2					
20	C LANG, ROBERT	+1	31:31	31			3		3	1	12	14	46				3	1	1	
22	C ROBITAILLE, RANDY	+1	15:32	20	1				1	1	6	8	42							
23	D JAKOPIN, JOHN	E	2:07	6																
24	R MORAN, IAN	+1	19:48	27	1		1		2		1		100			1			2	
27	R KOVALEV, ALEXEI	+1	25:05	28	1	1			2	3		4	0	1	2				4	
28	D ROZSIVAL, MICHAL	E	19:26	24						1						1			1	
29	L OLIWA, KRZYSZTOF	E	5:59	7						1						1				
33	L LACOUTURE, DAN	+1	18:14	26							1	0				1	1			
37	R KOSTOPOULOS, TOM	E	11:45	20						1						4		3		
38	C HRDINA, JAN	E	25:03	27	1				1	1	1	2	33			1			1	
44	R RICHER, STEPHANE	+1	14:52	19	1	1	1		3											
	TEAM TOTALS	+10				6	6	6	0	18	13	25	41	38	6	12	19	5	14	12

	BUFFALO SABRES	+/-	TOI	SHF	SHOTS					MS	FW	FL	F%	PN	PIM	HT	TK	GV	BS	
					1	2	3	OT	T											
31	G ESSENSA, BOB		0:00																	
43	G BIRON, MARTIN		58:44																	
3	D PATRICK, JAMES	-1	15:35	22	1				1											
5	D WOOLLEY, JASON	E	19:02	21														1	2	
9	C RASMUSSEN, ERIK	E	13:36	17	2	1			3	1	1	1	50			3		1		
17	R DUMONT, JEAN-PIERRE	E	16:15	20	2	2			4					1	2	2		1		
18	C CONNOLLY, TIM	E	21:09	25		1	1		2	1	6	9	40				1	2		
24	L PYATT, TAYLOR	E	14:47	20	1				1							6		1		
25	R VARADA, VACLAV	-1	18:02	24		1	2		3	1				1	2	1		2	1	
26	L BOULTON, ERIC	E	4:52	8			2		2	1						3				
32	R RAY, ROB	E	4:53	9										1	2	1		1		
37	C BROWN, CURTIS	-1	15:49	23							6	4	60			3		2		
41	C BARNES, STU	-1	19:02	22		1	2		3	2	14	6	70				1	1	1	
42	D SMEHLIK, RICHARD	-2	20:35	24			1		1	1									4	
44	D ZHITNIK, ALEXEI	-1	29:05	26	1	1			2							1				
45	D KALININ, DMITRI	E	18:18	23	3	2	1		6							1	1		2	
55	R HAMEL, DENIS	E	9:31	14		1			1		2	1	66			3		1		
74	D MCKEE, JAY	E	15:36	19						1						1				
77	C GRATTON, CHRIS	-2	16:01	22		3	1		4	2	12	4	75	1	2	2				
81	R SATAN, MIROSLAV	-1	23:08	24		1	2		3	4						1		1		
	TEAM TOTALS	-10				10	14	12	0	36	14	41	25	62	4	8	28	3	10	13

TOI=Time On Ice SHF=# of Shifts MS=Missed Shots FW=Faceoffs Won FL=Faceoffs Lost F%=Faceoff Win Percentage  
PN=Number of Penalties PIM=Penalty Minutes HT=Hits Given TK=Takeaways GV=Giveaways BS=Blocked Shots

VISITOR

Game Summary

HOME



4

Game 0669  
 Saturday, January 12, 2002  
 1:08 PM ET at Mellon Arena  
 Attendance 16,958  
 Final

1



ST LOUIS BLUES  
 Game 44 Away Game 23

PITTSBURGH PENGUINS  
 Game 44 Home Game 23

SCORING SUMMARY

G	Per	Time	Team	Goal Scorer	Assist	Assist	STL	PIT	STR
1	1	4:12	PIT	S. RICHER (11)	M. ROZSIVAL (11)	H. JONSSON (3)	10 44 37 35 32	44 1 28 22 16 8	PP
2	2	12:53	STL	S. MELLANBY (6)	K. TKACHUK (22)	C. PRONGER (21)	19 2 44 38 35 7	1 33 20 7 2	PP
3	3	9:56	STL	C. STILLMAN (11)	D. DRAKE (6)	C. PRONGER (22)	61 10 44 43 39 35	1 95 66 27 24 11	EV
4	3	11:40	STL	K. TKACHUK (20)	F. DEMITRA (22)	S. MELLANBY (8)	7 2 38 35 27 19	1 37 33 24 17 11	EV
5	3	15:51	STL	S. MELLANBY (7)	F. DEMITRA (23)	K. TKACHUK (23)	19 2 38 35 27 7	1 95 66 22 7 2	EV

ST LOUIS BLUES

PITTSBURGH PENGUINS

#	Per	Time	Player	PIM	Penalty	#	Per	Time	Player	PIM	Penalty
1	1	3:46	7K. TKACHUK	2:00	Interference-on the goaltender	1	1	8:42	24I. MORAN	2:00	Tripping
2	1	8:29	9T. NASH	2:00	Hi stick	2	2	4:36	20R. LANG	2:00	Interference
3	1	8:42	32M. EASTWOOD	2:00	Slashing	3	2	8:42	44S. RICHER	2:00	Slashing
4	1	16:36	7K. TKACHUK	2:00	Hi stick	4	2	10:05	38J. HRDINA	2:00	Tripping
5	1	18:42	10D. DRAKE	2:00	Hi stick	5	2	12:34	38J. HRDINA	2:00	Holding - Obstruction
6	2	7:00	52M. EASTWOOD	2:00	Hocking						
7	2	19:34	21A. MACINNIS	2:00	Hi stick						

GOALS BY PER.		SHOTS ON GOAL		PENALTIES-MIN		POWERPLAY (GOALS-OPP)		ZONE TIME							
STL	PIT	STL	PIT	STL	PIT	STL	PIT	STL	PIT	Neutral					
1	0	1	1	8	15	1	5-10	1-2	1	0-0	1-4	1	7:59	7:27	4:34
2	1	0	2	14	5	2	2-4	4-8	2	1-4	0-2	2	7:40	8:00	4:20
3	3	0	3	14	7	3	0-0	0-0	3	0-0	0-0	3	4:14	11:04	4:42
T	4	1	T	36	27	T	7-14	5-10	T	1-4	1-6	T	19:53	26:31	13:36
								Time		5:55	10:02				

GOALIES (GOALS SHOTS AGAINST)

THREE STARS

OFFICIALS

		1	2	3	T	Time	1 STL	19	S. MELLANBY	Referee:	Greg Kimmery
STL(W)	JOHNSON	1-15	0-5	0-7	1-27	59:40	2 STL	7	K. TKACHUK	Referee:	Bob Shick
PIT(L)	HEDBERG	0-8	1-14	3-14	4-36	60:00	3 STL	44	C. PRONGER	Linesman:	Derek Amell
										Linesman:	Brad Kovachik

3 Stars picked by: Media at Mellon Arena

VISITOR

Event Summary

HOME



4

Game 0669  
 Saturday, January 12, 2002  
 1:08 PM ET at Mellon Arena  
 Attendance 16,958  
 Final

1



ST LOUIS BLUES  
 Game 44 Away Game 23

PITTSBURGH PENGUINS  
 Game 44 Home Game 23

	ST LOUIS BLUES	+/-	TOI	SHF	SHOTS					MS	FW	FL	F%	PN	PIM	HT	TK	GV	BS	
					1	2	3	OT	T											
35	G JOHNSON, BRENT		59:49																	
40	G BRATHWAITE, FRED		0:00																	
2	D MACINNIS, AL	+2	24:11	26	1	1	2		4				1	2					1	
7	L TKACHUK, KEITH	+2	19:41	26		1	2		3				2	4	1					
9	L NASIL TYSON	E	7:22	13									1	2						
10	R DRAKE, DALLAS	+1	18:14	30			1		1				1	2	4				1	
12	L KEANE, MIKE	E	15:28	20		1			1	2					1	1			1	
17	L VARLAMOV, SERGEI	E	11:53	14	2		1		3	2					1				1	
19	R MELLANBY, SCOTT	+2	17:12	23		2	1		3	2					4					
21	R MAYERS, JAMAL	E	13:16	19							6	8	42		2					
27	D SALVADOR, BRYCE	+2	19:17	26					1						3					
29	D KHAVANOV, ALEXANDER	E	16:03	19			1		1						2				1	
32	C EASTWOOD, MIKE	E	9:36	20	1				1	10	7	58	2	4						
34	R LOW, REED	E	2:04	2			1		1											
37	D PINI, JEFF	E	19:33	26															1	
38	R DEMITRA, PAVOL	+2	20:38	23			2		2	12	6	66			1					
39	C WEIGHT, DOUG	+1	18:22	24		3			3	9	7	56								
43	D VAN RYN, MIKE	+1	13:40	18		1			1											
44	D PRONGER, CHRIS	+1	27:36	29	3	4	1		8	2					2					
61	H KHYMAN, CORY	+1	14:44	21	1	1	2		4	1					2					
	TEAM TOTALS	+15				8	14	14	0	36	11	37	28	57	7	14	23	1	0	6

	PITTSBURGH PENGUINS	+/-	TOI	SHF	SHOTS					MS	FW	FL	F%	PN	PIM	HT	TK	GV	BS	
					1	2	3	OT	T											
1	G HELBERG, JOHAN		60:00																	
30	G AUBIN, J-SEBASTIEN		0:00																	
2	D MELICHAR, JOSEF	-1	19:47	25					1						1				1	
7	D FERENC, ANDREW	-1	19:29	25					1						3				2	
8	D JONSSON, HANS	E	16:26	20		1			1						2				1	
11	D KASPARAITIS, DARIUS	-2	16:58	24											6				2	
16	C BEECH, KRIS	E	1:23	5						1	1	50								
17	C PETERSEN, TOBY	-1	13:13	18	1				1	8	5	61								
20	C LANG, ROBERT	E	25:45	28	4		2		6	1	5	14	26	1	2					
22	C ROBITAILLE, RANDY	-1	10:17	13	1				1	3	1	75								
24	R MORAN, IAN	-2	16:02	23	1	1	1		3					1	2				1	
27	R KOVALEV, ALEXEI	-1	26:31	25	2		2		4	1	3	100			1	1			2	
28	D ROZSIVAL, MICHAL	E	20:02	23		1			1						2					
29	L OLIWA, KRZYSZTOF	E	0:23	1																
33	L LACOUTURE, DAN	-1	16:20	23			1		1											
37	R KOSTOPOLSK, TOM	-1	9:49	15			1		1											
38	C HRDINA, JAN	E	18:14	24						4	2	66	2	4	1	2			1	
44	R RICHER, STEPHANE	E	18:11	24	2		1		3		1	0	1	2						
66	C LEMIEUX, MARIO	-2	23:15	25	1				1	4	13	23			2					
95	R MOROZOV, ALEXEI	-2	18:38	22	3	1			4	1					2				1	
	TEAM TOTALS	-15				15	5	7	0	27	7	29	37	42	5	10	19	2	4	2

TOI=Time On Ice SHF=# of Shifts MS=Missed Shots FW=Faceoffs Won FL=Faceoffs Lost F%=Faceoff Win Percentage  
 PN=Number of Penalties PIM=Penalty Minutes HT=Hits Given TK=Takeaways GV=Giveaways BS=Blocked Shots

VISITOR

Game Summary

HOME



Game 0692  
 Tuesday, January 15, 2002  
 7:08 PM PT at General Motors Place  
 Attendance 18,422  
 Final



PITTSBURGH  
 PENGUINS  
 Game 45 Away Game 22

VANCOUVER  
 CANUCKS  
 Game 48 Home Game 24

SCORING SUMMARY

G	Per	Time	Team	Goal Scorer	Assist	Assist	PIT	VAN	STR
1	1	2:27	VAN	M. OHLUND (4)	T. BERTUZZI (21)	M. NASLUND (24)	1 38 28 7	2 55 44 39 19 16	PP
2	1	3:37	VAN	M. COOKE (10)	T. LETOWSKI (10)		1 66 33 28 27 7	24 2 39 13 10 3	EV
3	1	15:12	VAN	A. CHUBAROV (1)	T. LETOWSKI (11)	B. HELMER (2)	1 44 33 24 16 11	13 10 39 28 24 23	EV
4	2	5:29	PIT	M. KRAFT (6)	Unassisted		14 1 72 24 17 11	17 44 39 28 25 23	EV
5	3	10:24	PIT	M. LEMIEUX (2)	R. LANG (21)	A. MOROZOV (12)	66 1 95 27 20 7	2 39 23 13 10	PP
6	3	13:56	VAN	T. LINDEN (5)	D. SEDIN (10)	B. SOPEL (7)	1 33 20 7 5 2	16 2 39 22 17 3	EV
7	3	15:22	VAN	D. SEDIN (7)	H. SEDIN (13)	S. LACHANCE (3)	1 28 27 20 16 11	22 14 55 39 33 26	EV

PITTSBURGH PENGUINS

VANCOUVER CANUCKS

#	Per	Time	Player	PIM	Penalty	#	Per	Time	Player	PIM	Penalty
1	1	0:51	2 J. MELICHAR	2:00	Holding	1	1	5:52	25 A. CASSELS	2:00	Holding
2	1	1:19	Team	2:00	Too many men/ice - bench	2	2	2:33	33 H. SEDIN	2:00	Hi stick
3	3	1:31	24 L. MORAN	2:00	Hooking - Obstruction	3	2	10:08	26 T. KLATT	2:00	Hooking
4	3	11:50	5 J. LAUKKANEN	2:00	Hi stick	4	2	17:19	55 E. JOVANOVSKI	2:00	Roughing
5	3	18:05	72 E. MELOCHE	2:00	Roughing	5	2	18:53	19 M. NASLUND	2:00	Elbowing
						6	3	7:12	25 A. CASSELS	2:00	Hi stick
						7	3	7:12	25 A. CASSELS	2:00	Hi stick
						8	3	18:05	22 D. SEDIN	2:00	Roughing

GOALS BY PER.		SHOTS ON GOAL		PENALTIES-MIN		POWERPLAY (GOALS-OPP)		ZONE TIME							
	PIT	VAN	PIT	VAN	PIT	VAN	PIT	VAN	PIT	VAN	Neutral				
1	0	3	1	7	11	1	2-4	1-2	1	0-1	1-2	1	8:48	6:14	4:58
2	1	0	2	14	3	2	0-0	4-8	2	0-4	0-0	2	7:18	7:30	5:12
3	1	2	3	2	6	3	3-6	3-6	3	1-2	0-2	3	8:41	5:34	5:45
T	2	5	T	23	20	T	5-10	8-16	T	1-7	1-4	T	24:47	19:18	15:55
									Time	13:12	7:36				

GOALIES (GOALS-SHOTS AGAINST)

THREE STARS

OFFICIALS

	1	2	3	T	Time	1 VAN	2	M. OHLUND
PIT(L) HEDBERG	3-11	0-3	2-6	5-20	60:00	2 VAN	3	B. SOPEL
VAN(W) CLOUTIER	0-7	1-14	1-2	2-23	60:00	3 VAN	16	T. LINDEN

Referee:	Paul Devorski
Referee:	Kelly Sutherland
Linesman:	Greg Devorski
Linesman:	Troy Sartison

3 Stars picked by: CKNW

VISITOR

Event Summary

HOME



2

Game 0692  
 Tuesday, January 15, 2002  
 7:08 PM PT at General Motors Place  
 Attendance 18,422  
 Final

5



PITTSBURGH PENGUINS  
 Game 45 Away Game 22

VANCOUVER CANUCKS  
 Game 48 Home Game 24

	PITTSBURGH PENGUINS	+/-	TOI	SHF	SHOTS					MS	FW	FL	F%	PN	PIM	HT	TK	GV	BS
					1	2	3	OT	T										
1	G HEDBERG, JOHAN		60:00																
30	G AUBIN, J-SEBASTIEN		0:00																
2	D MELICHAR, JOSEF	-1	13:36	20		1				1				1	2	2	2		
5	D LAUKKANEN, JANNE	-1	21:03	27	1	2				3				1	2	1	2	1	
7	D FERENCE, ANDREW	-2	19:04	25		1				1						2		1	
11	D KASPARAITIS, DARIUS	-1	18:31	25												5			
14	C KRAFT, MILAN	+1	7:52	13		2				2	1	4	20				1	1	
16	C BEECH, KRIS	-2	13:35	18		3				3	1	5	6	45		2	2	1	
17	C PETERSEN, TOBY	+1	9:08	14								4	2	66			2		
20	C LANG, ROBERT	-2	23:15	25							1	10	11	47		2	3	1	
22	C ROBITAILLE, RANDY	E	9:54	14								2	2	50			1		
24	R MORAN, IAN	E	17:22	26						1					1	2		1	
27	R KOVALEV, ALEXEI	-2	25:07	24		2	1			3						2		1	
28	D ROZSIVAL, MICHAL	-2	19:01	27	1					1						1	3		
33	L LACOUTURE, DAN	-3	11:49	20	3	1				4							1		
38	C HRDINA, JAN	E	19:50	23	1					1	3	2	60			2		1	
44	R RICHER, STEPHANE	-1	13:08	18	1					1									
66	C LEMIEUX, MARIO	-1	24:16	23		1	1			2	10	5	66				3	1	
72	R MELOCHE, ERIC	+1	6:13	10											1	2	6		
95	R MOROZOV, ALEXEI	E	17:01	24		1				1									
	Team Penalty		0:00												1	2			
	TEAM TOTALS	-15			7	14	2	0	23	3	35	32	52	5	10	25	20	6	8

	VANCOUVER CANUCKS	+/-	TOI	SHF	SHOTS					MS	FW	FL	F%	PN	PIM	HT	TK	GV	BS
					1	2	3	OT	T										
1	G SKUDRA, PETER		0:00																
39	G CLOUTIER, DAN		60:00																
2	D OHLUND, MATTIAS	+2	28:19	35	1	1	1			3	3							1	
3	D SOPEL, BRENT	+2	21:07	26	1	1	2			4						1	2	1	
7	C MORRISON, BRENDAN	E	17:47	20							7	8	46			1	3	1	
10	C LETOWSKI, TREVOR	+2	12:57	19	1					1		1	0						
13	C CHUBAROV, ARTEM	+2	13:36	20	3					3	2	7	22			2	2		
14	D LACHANCE, SCOTT	+1	18:45	29															1
16	C LINDEN, TREVOR	+1	18:38	25	1		1			2	1	10	5	66		2	4	1	
17	L MILAVAC, JAN	E	14:55	18						2	2					1	1	1	
19	L NASLUND, MARKUS	E	17:31	18	2					2	2				1	2	2	2	
22	L SEDIN, DANIEL	+2	10:38	16			1			1		1	0		1	2	1	1	
23	D BARON, MURRAY	E	17:11	27												2		1	
24	C COOKE, MATT	+2	12:41	19	1					1	1					4	2	1	
25	C CASSELS, ANDREW	-1	15:20	20		1				1	8	7	53	3	6		2		
26	R KLATT, TRENT	+1	8:47	15							2	2	50	1	2	2			
28	D HELMER, BRYAN	E	9:23	18						3							1	1	
33	C SEDIN, HENRIK	+1	9:17	15							3	4	42	1	2		1	1	
44	L BERTUZZI, TODD	-1	16:01	16						1						2			
55	D JOVANOVSKI, ED	+1	21:54	31	1	1				2	2				1	2	2	3	
	TEAM TOTALS	+15			11	3	6	0	20	15	32	35	48	8	16	18	24	10	5

TOI=Time On Ice SHF=# of Shifts MS=Missed Shots FW=Faceoffs Won FL=Faceoffs Lost F%=Faceoff Win Percentage  
 PN=Number of Penalties PIM=Penalty Minutes HT=Hits Given TK=Takeaways GV=Giveaways BS=Blocked Shots

VISITOR

Game Summary

HOME



6

Game 0707  
 Thursday, January 17, 2002  
 7:08 PM MT at Pengrowth Saddledome  
 Attendance 15,437  
 Final

4



PITTSBURGH  
 PENGUINS  
 Game 46 Away Game 23

CALGARY FLAMES  
 Game 47 Home Game 25

SCORING SUMMARY

G	Per	Time	Team	Goal Scorer	Assist	Assist	PIT	CGY	STR
1	1	7:23	CGY	C. CLARK (5)	M. SAVARD (11)	D. MCAMMOND (24)	1 95 66 33 24 11	17 1 37 27 6 3	EV
2	1	8:05	PIT	A. MOROZOV (5)	M. LEMIEUX (10)	D. LACOUTURE (6)	95 1 66 33 8 5	1 37 27 17 6 3	EV
3	1	8:14	CGY	C. CONROY (16)	S. BEGIN (3)	T. LYDMAN (13)	1 72 44 28 16 2	22 1 32 26 25 12	EV
4	2	4:12	PIT	A. MOROZOV (6)	R. LANG (22)	M. LEMIEUX (11)	95 1 66 27 20 5	1 22 10 6 3	PP
5	2	8:49	PIT	R. LANG (12)	A. KOVALEV (15)	D. KASPARAITIS (7)	20 1 38 27 24 11	1 53 37 28 27 17	EV
6	2	16:58	PIT	A. MOROZOV (7)	M. LEMIEUX (12)		95 1 66 24 14 5	1 37 17 11 6 3	EV
7	3	4:39	CGY	J. IGINLA (30)	R. TUREK (3)		1 72 44 28 14 2	12 1 53 36 28 22	EV
8	3	16:51	CGY	I. KRAVCHUK (3)	D. MORRIS (17)	C. CONROY (28)	1 66 28 20 2	25 1 53 37 22 12	PP
9	3	17:16	PIT	J. HRDINA (12)	A. KOVALEV (16)	D. KASPARAITIS (8)	38 1 27 24 20 11	1 40 23 10 6 3	EV
10	3	19:17	PIT	M. LEMIEUX (3)	A. KOVALEV (17)		66 1 27 20 8 5	12 53 37 25 22 17	EV-EN

PITTSBURGH PENGUINS

CALGARY FLAMES

#	Per	Time	Player	PIM	Penalty	#	Per	Time	Player	PIM	Penalty
1	1	9:47	8 H. JONSSON	2:00	Tripping	1	2	0:46	53 D. MORRIS	2:00	Hi stick
2	1	18:37	66 M. LEMIEUX	2:00	Slashing	2	2	3:36	16 C. BERUBE	2:00	Roughing
3	2	3:36	29 K. OLIWA	2:00	Roughing	3	2	3:36	16 C. BERUBE	2:00	Roughing
4	2	11:11	29 K. OLIWA	2:00	Tripping	4	3	9:49	22 C. CONROY	2:00	Hooking
5	2	14:23	24 H. MORAN	2:00	Board check						
6	3	16:40	11 D. KASPARAITIS	2:00	Hooking						

GOALS BY PER.		SHOTS ON GOAL		PENALTIES-MIN		POWERPLAY (GOALS-OPP)		ZONE TIME							
	PIT	CGY	PIT	CGY	PIT	CGY	PIT	CGY	PIT	CGY	Neutral				
1	1	2	1	10	11	1	2-4	0-0	1	0-0	0-2	1	8:06	6:56	4:58
2	3	0	2	15	8	2	3-6	3-6	2	1-2	0-2	2	8:05	7:46	4:09
3	2	2	3	9	8	3	1-2	1-2	3	0-1	1-1	3	7:12	8:20	4:28
1	6	4	1	34	27	1	6-12	4-8	1	1-3	1-5	1	23:23	23:02	13:35
								Time	4:36	8:11					

GOALIES (GOALS-SHOTS AGAINST)

THREE STARS

OFFICIALS

	1	2	3	T	Time	1 PIT	66 M. LEMIEUX	Referee:	Blaine Angus
PIT(W) HEDBERG	2-11	0-8	2-8	4-27	60:00	2 PIT	95 A. MOROZOV	Referee:	Paul Devorski
CGY(L) TUREK	1-10	3-15	1-8	5-33	59:18	3 CGY	22 C. CONROY	Linesman:	Randy Mitton
CGY VERNON	0-0	0-0	0-0	0-0	0:06			Linesman:	Mark Wheeler
CGY EMPTY NET	0-0	0-0	1-1	1-1					

3 Stars picked by: John Garrett, CTV SportsNet

VISITOR

Event Summary

HOME



6

Game 0707  
Thursday, January 17, 2002  
7:08 PM MT at Pengrowth Saddledome

4



PITTSBURGH PENGUINS

Game 46 Away Game 23

Attendance 15,437

Final

CALGARY FLAMES

Game 47 Home Game 25

	PITTSBURGH PENGUINS	+/-	TOI	SHF	SHOTS					MS	FW	FL	F%	PN	PIM	HT	TK	GV	BS
					1	2	3	OT	T										
1	G HELBERG, JOHAN		60:00																
30	G AUBIN, J-SEBASTIEN		0:00																
2	D MELICHAR, JOSEF	-2	16:04	24												1		3	
5	D LAUKKANEN, JANNE	+3	19:26	26		1	1		2									1	
8	D JONSSON, HANS	+2	16:38	28		1			1				1	2				1	
11	D KASPARAITIS, DARIUS	+1	23:58	32		1			1	1			1	2	5			1	
14	C KRAFT, MILAN	E	2:41	5	1				1		1	100							
16	C BEECH, KRIS	-1	8:51	15		1			1		2	5	28						
17	C PETERSEN, TOBY	E	5:02	7							1	2	33			1			
20	C LANG, ROBERT	+3	26:38	36	1	1	1		3	1	9	17	34					3	
24	R MORAN, IAN	+2	23:31	31						3				1	2			2	
27	R KOVALEV, ALEXEI	+3	23:33	31	1	3	4		8	3	1	75				1		1	
28	D ROZSIVAL, MICHAL	-2	16:17	23	1				1									2	
29	L OLIWA, KRZYSZTOF	E	2:16	6										2	4				
33	L ACOUTURE, DAN	F	22:45	33	1		1		2						4	1		4	
38	C HRDINA, JAN	+2	22:53	31		2	1		3	1	6	14			4				
44	R RICHER, STEPHANE	-2	6:24	13													1		
66	C LEMIEUX, MARIO	+2	23:34	34	2	1	1		4	11	15	42	1	2		1			
72	R MELOCHE, ERIC	-2	9:57	18	2	1			3							1			
95	R MOROZOV, ALEXEI	+1	21:26	27	1	3			4	2	1	100						1	
	TEAM TOTALS	+10			10	15	9	0	34	7	29	46	39	6	12	16	4	1	18

	CALGARY FLAMES	+/-	TOI	SHF	SHOTS					MS	FW	FL	F%	PN	PIM	HT	TK	GV	BS
					1	2	3	OT	T										
1	G TUREK, ROMAN		59:18																2
29	G VERNON, MIKE		0:06																
3	D GAUTHIER, DENIS	-2	21:09	29												2	1	1	1
6	D BOUGHNER, BOB	-2	20:34	30			1		1							2			2
10	L LOWRY, DAVE	-1	17:15	27	1				1							2			
11	C SHANTZ, JEFF	-1	7:44	13							6	1	85			1			
12	R IGINLA, JAROME	+1	23:57	27	2	2	2		6	2	100				1				
16	L BERUBE, CRAIG	E	5:49	10		1			1					2	4				
17	R CLARK, CHRIS	-3	15:38	24	1	1	1		2										
22	C CONROY, CRAIG	+1	21:09	29	1				1	2	13	11	54	1	2	1		1	
23	C WILM, CLARKE	-1	17:01	26	1		1		2	1	12	4	75						
25	D KRAVCHUK, IGOR	F	18:19	28	1	1	2		4	3								2	
26	C BEGIN, STEVE	+1	4:07	6							1	100							
27	C SAVARD, MARC	-1	15:53	22	2	1	1		4	2	6	7	46						
28	D REGEHR, ROBYN	E	18:43	26						1						1		3	
32	D LYDMAN, TONI	+1	17:51	25						1						1		1	
36	L PETROVICKY, RONALD	+1	11:45	16		1			1						2				
37	C MCAMMOND, DEAN	-3	18:45	26	1	1			2	1	2	2	50			1	1		
40	C NICHOL, SCOTT	-1	15:59	25						2	4	4	50			2			
53	D MORRIS, DEREK	-1	23:54	31	1		1		2					1	2			1	
	TEAM TOTALS	-11			11	8	8	0	27	13	46	29	61	4	8	16	2	7	8

TOI=Time On Ice SHF=# of Shifts MS=Missed Shots FW=Faceoffs Won FL=Faceoffs Lost F%=Faceoff Win Percentage  
PN=Number of Penalties PIM=Penalty Minutes HT=Hits Given TK=Takeaways GV=Giveaways BS=Blocked Shots



VISITOR

Game Summary

HOME



1

Game 0724  
 Saturday, January 19, 2002  
 8:06 PM MT at Skyreach Centre  
 Attendance 16,839  
 Final

0



PITTSBURGH PENGUINS  
 Game 47 Away Game 24

EDMONTON OILERS  
 Game 51 Home Game 26

SCORING SUMMARY

G	Per	Time	Team	Goal Scorer	Assist	Assist	PIT	EDM	STR
1	2	7:01	PIT	J. LAUKKANEN (1)	A. KOVALEV (18)		5 1 95 66 27 8	5 94 89 35 23 22	EV

PITTSBURGH PENGUINS

EDMONTON OILERS

#	Per	Time	Player	PIM	Penalty	#	Per	Time	Player	PIM	Penalty
1	1	2:53	24 J. MORAN	5:00	Fighting (maj)	1	1	2:53	12 J. GREEN	5:00	Fighting (maj)
2	1	4:32	7 A. FERENC	2:00	Interference	2	1	2:53	12 J. GREEN	2:00	Charging
3	2	4:37	2 J. MELICHAR	2:00	Tripping	3	1	10:14	20 J. HECHT	2:00	Hooking
4	2	13:04	72 R. MFOUCHE	2:00	Hooking	4	1	16:27	21 J. SMITH	2:00	Delaying game
5	3	2:39	Team	2:00	Too many men/ice - bench	5	2	9:59	44 J. NIINIMAA	2:00	Hooking
6	3	15:39	5 J. LAUKKANEN	2:00	Tripping						

GOALS BY PER.		SHOTS ON GOAL		PENALTIES-MIN		POWERPLAY (GOALS-OPP)		ZONE TIME		
PIT	EDM	PIT	EDM	PIT	EDM	PIT	EDM	PIT	EDM	Neutral
1	0	0	5	2	8	1	0	8:12	7:24	4:24
2	1	0	7	2	10	2	0	10:05	6:58	2:57
3	0	0	3	3	7	3	0	8:53	6:28	4:39
T	1	0	15	7	25	7	0	27:10	20:50	12:00
								Time	7:39	9:39

GOALIES (GOALS-SHOTS AGAINST)

THREE STARS

OFFICIALS

	1	2	3	T	Time	1 PIT	1	J. HEDBERG	Referee:	Brad Mcier	
PIT(W)	HEDBERG	0-8	0-10	0-7	0-25	60:00	2 EDM	16	R. MURRAY	Referee:	Kelly Sutherland
EDM(L)	SALO	0-5	1-7	0-3	1-15	59:23	3 PIT	27	A. KOVALEV	Linesman:	Randy Milton
										Linesman:	Mark Wheeler

3 Stars picked by: Hockey Night in Canada

VISITOR

Event Summary

HOME



Game 0724  
 Saturday, January 19, 2002  
 8:06 PM MF at Skyreach Centre  
 Attendance 16,839  
 Final

0



PITTSBURGH PENGUINS  
 Game 17 Away Game 24

EDMONTON OILERS  
 Game 51 Home Game 26

PITTSBURGH PENGUINS		+/-	TOI	SHF	SHOTS					MS	FW	FL	F%	PN	PIM	HT	TK	GV	BS	
					1	2	3	OT	T											
1	G HEDBERG, JOHAN		60:00																2	
30	G AUBIN, J-SEBASTIEN		0:00																	
2	D MELICHAR, JOSEF	E	13:35	21									1	2	2	1	2			
5	D LAUKKANEN, JANNE	+1	21:13	25		1				1	3			2	1		3	4		
7	D FERENC, ANDREW	E	8:29	14									1	2	1					
8	D JONSSON, IJANS	+1	20:04	26											2	2			2	
11	D KASPARAITIS, DARIUS	E	19:34	28											1		2	7		
14	C KRAFT, MILAN	E	10:10	18							4	3	57			1	1	1		
16	C HEIGH, KRIS	E	6:00	8												1	1	3		
17	C PETERSEN, TOBY	E	3:57	7						1	2	1	66							
20	C LANG, ROBERT	E	26:39	32	1					1	3	8	14	36			1	2	1	
24	R MORAN, IAN	E	17:04	25										1	2		1	1		
27	R KOVALEV, ALEXEI	+1	24:59	30	1	1	1			3	2	7	4	63		2	3			
28	D ROZSIVAL, MICHAL	E	14:46	23	1		1			2	1					1	1	3		
33	L LACOUTURE, DAN	E	19:49	27		1				1		1	100				2			
38	C HRDINA, JAN	E	17:33	26	1					1								1	1	
44	R RICHER, STEPHANE	E	11:41	18																
66	C LEMIEUX, MARIO	+1	23:20	29		2	1			3	1	4	11	26			1	3	1	
72	R MELOCHE, ERIC	E	11:33	19		1				1					1	2	1	2	2	
95	R MOROZOV, ALEXEI	+1	19:34	25	1	1				2	1						2	1		
	Team Penalty		0:00												1	2				
	TEAM TOTALS	+5			5	7	3	0		15	13	26	33	44	6	15	15	18	23	20

EDMONTON OILERS		+/-	TOI	SHF	SHOTS					MS	FW	FL	F%	PN	PIM	HT	TK	GV	BS	
					1	2	3	OT	T											
30	G MARKKANEN, JUSSI		0:00																	
35	G SALO, TOMMY		59:23																	
2	D BREWER, ERIC	E	26:32	26	1	2	1			4	1							1	1	
5	D POIT, TOM	-1	26:36	31	1					1	2						3	3		
7	R CLEARY, DANIEL	E	14:27	18		3	2			5						1		3		
10	C HORCOFF, SHAWN	E	9:43	12						1		1	50							
12	L GREEN, JOSH	E	8:18	12		1				1	1				2	7	1			
15	C REASONER, MARY	E	4:46	5							3	2	60							
16	C MURRAY, REM	E	17:54	23		1				1	1	13	6	69				1		
18	L MORIAU, ETIAN	E	8:33	9	1					1	1					2		1	1	
20	L HECHT, JOCHEN	E	17:27	20			2			2	4				1	2	1	1		
21	D SMITH, JASON	E	19:55	26	1		1			2	2				1	2	2		2	
22	R CARTER, ANSON	-1	20:37	20							3	2	60							
23	D BROWN, SEAN	-1	10:57	15															1	
24	D STAIOS, STEVE	E	11:29	16	1					1									1	
25	R GRIER, MIKE	E	11:59	12															1	
26	C MARCHANT, TODD	E	15:52	17							7	5	58			1	1	3	1	
44	D NINIMAA, JANNE	E	24:38	25	1		1			2					1	2		2		
89	C COMRIE, MIKE	-1	20:31	20	2					2	3	6	10	37					3	
94	L SMYTH, RYAN	-1	22:29	21		2				2									3	
	TEAM TOTALS	-5			8	10	7	0		25	14	33	26	56	5	13	12	7	20	7

TOI=Time On Ice SHF=# of Shifts MS=Missed Shots FW=Faceoffs Won FL=Faceoffs Lost F%=Faceoff Win Percentage  
 PN=Number of Penalties PIM=Penalty Minutes HT=Hits Given TK=Takeaways GV=Giveaways BS=Blocked Shots

VISITOR

Game Summary

HOME



2

Game 0731  
 Monday, January 21, 2002  
 7:38 PM ET at Mellon Arena  
 Attendance 16,958  
 Final

5



PHILADELPHIA  
 FLYERS  
 Game 48 Away Game 26

PITTSBURGH  
 PENGUINS  
 Game 48 Home Game 24

SCORING SUMMARY

G	Per	Time	Team	Goal Scorer	Assist	Assist	PHI	PIT	Game
1	1	12:38	PIT	M. ROZSIVAL (4)	M. LEMIEUX (13)	A. KOVALEV (19)	6 37 33 20 14 10	28 1 66 27 20 2	EV
2	2	4:47	PIT	A. MOROZOV (8)	S. RICHER (7)	T. PETERSEN (8)	10 37 33 25 22 14	95 1 44 24 17 11	EV
3	2	10:46	PHI	R. FEDOTENKO (11)	E. WEINRICH (16)	K. JOHNSON (26)	26 2 87 33 20 5	1 38 27 20 7 2	EV
4	3	4:38	PHI	R. FEDOTENKO (12)	D. BRASHEAR (13)	J. DOPITA (12)	26 20 87 33 24 22	1 44 28 27 17 2	EV
5	3	6:20	PIT	A. MOROZOV (9)	M. LEMIEUX (14)	T. THORNTON (13)	5 07 33 20 9 5	95 1 58 38 24 7	EV
6	3	7:10	PIT	R. LANG (13)	A. KOVALEV (20)	M. LEMIEUX (15)	5 33 25 22 8	20 1 95 66 27 5	PP
7	3	15:37	PIT	A. KOVALEV (17)	M. LEMIEUX (16)	A. MOROZOV (13)	5 39 33 26 22	27 1 95 66 20 5	PP

PHILADELPHIA FLYERS

PITTSBURGH PENGUINS

#	Per	Time	Player	PIM	Penalty	#	Per	Time	Player	PIM	Penalty
1	3	6:51	37 E. DESJARDINS	2:00	Hooking - Obstruction	1	1	13:45	16 K. BEECH	2:00	Cross check
2	3	14:10	25 K. PRIMEAU	2:00	Hi stick						
3	3	14:19	25 K. PRIMEAU	2:00	Hi stick						

GOALS BY PER.		SHOTS ON GOAL		PENALTIES-MIN		POWERPLAY (GOALS-OPP)		ZONE TIME						
	PHI	PIT	PHI	PIT	PHI	PIT	PHI	PIT	PHI	PIT	Neutral			
1	0	1	7	6	1	0-0	1-2	1	0-0	0-0	1	6:09	7:21	6:30
2	1	2	12	9	2	0-0	0-0	2	0-0	0-0	2	7:31	7:19	5:10
3	1	3	5	12	3	3-6	0-0	3	0-0	2-3	3	8:10	6:53	4:57
T	2	6	24	27	6	3-6	1-2	6	0-0	2-3	6	21:50	21:33	16:37
								Time	2:00	3:17				

GOALIES (GOALS-SHOTS AGAINST)

THREE STARS

OFFICIALS

	1	2	3	T	Time	1 PIT	66	M. LEMIEUX	Referee:	Stephane Auger
PHI (L) BOUCHER	1-6	1-9	3-12	5-27	60:00	2 PIT	95	A. MOROZOV	Referee:	Mark Fancette
PIT (W) MEBRETT	0-7	1-12	1-5	2-24	60:00	3 PHI	27	A. KOVALEV	Linesman:	Brian Murphy
									Linesman:	Mark Pare

3 Stars picked by: Mellon Arena Media

VISITOR

## Event Summary

HOME



2

Game 0731

Monday, January 21, 2002  
7:38 PM ET at Mellon Arena

5

PHILADELPHIA  
FLYERS

Game 48 Away Game 26

Attendance 16,958  
FinalPITTSBURGH  
PENGUINS

Game 48 Home Game 24

	PHILADELPHIA FLYERS	+/-	TOI	SHF	SHOTS					T	MS	FW	FL	F%	PN	PIM	HT	TK	GV	BS	
					1	2	3	OT													
32	G CECHMANEK, ROMAN		0:00																		
33	G BOUCHER, BRIAN		60:00																		
2	D WEINRICH, ERIC	E	21:19	25	2					2							2			3	
5	D JOHNSON, KIM	E	24:48	23		1				1									1	2	
6	D THERIEN, CHRIS	E	19:36	26						3							2			1	
8	R RECCHI, MARK	-1	19:03	21		1				1		1	100				1		1	1	
10	L LECLAIR, JOHN	-2	13:47	17			1			1							3			1	
12	L GAGNE, SIMON	E	17:36	20	1	1				2	1						1				
14	R WILLIAMS, JUSTIN	-2	17:03	21	1					1		1	0				2				
16	L ZAMBONI, PAUL	E	7:27	12						1											
20	C DOPITA, JIRI	+1	17:22	22			1			1	1	7	9	43						1	
22	D RICHARDSON, LUKE	E	17:56	22		2				2							2				
24	D MCALLISTER, CHRIS	E	13:48	16		1				1							2				
25	C PRIMEAU, KEITH	-1	15:11	22		1	1			2		7	11	38	2	4	1				
26	I PRYBYL, RUSLAN	+2	16:07	20	1	2	2			5							1	1			
29	I FEDORUK, TODD	-1	7:43	12		1				1											
37	D DESJARDINS, ERIC	-2	22:25	25						1					1	2			1	2	
39	C MURRAY, MARK	E	10:57	14		2				2	1	3	62						1	1	
87	L BRASHEAR, DONALD	+2	15:50	20						1							3			1	
97	C CROENK, JEREMY	-1	18:18	21						1	7	7	9	43							
	TEAM TOTALS	-5				7	12	3	0	24	12	27	33	45	3	6	26	1	7	12	

	PITTSBURGH PENGUINS	+/-	TOI	SHF	SHOTS					T	MS	FW	FL	F%	PN	PIM	HT	TK	GV	BS	
					1	2	3	OT													
1	G HELMBERG, JOHAN		00:00																		
30	G AUBIN, J-SEBASTIEN		0:00																		
2	D MELICHAR, JOSEF	-1	17:46	25	1					1							1				
5	D LAUKKANEN, JANNE	E	18:42	26		1				1							3			1	
7	D FERENCE, ANDREW	E	6:40	11																	
8	D JOHNSON, HANS	E	17:57	24	1					1							5			1	
11	D KASPARAITIS, DARIUS	E	19:42	24		1	1			2							5			2	
16	C BEECH, KRIS	E	13:16	20							6	4	60		1	2	1			1	
17	C PETERSEN, TOBY	E	4:39	6		1				1	1	2	50				1			1	
20	C LANG, ROBERT	E	26:26	29			1			1	1	11	9	55			1			1	
24	R MORAN, IAN	-2	20:00	20		1				1											
27	R KOVALEV, ALEXEI	-1	26:42	30		2	3			5	2	5	6	45			4		4		
28	D ROZSIVAT, MICHAEL	E	14:52	20	1					1											1
29	L POLIWA, KRZYSZTOF	E	6:32	9	1					2							1				
33	L LACOUTURE, DAN	E	17:38	22						1							1	1		1	
38	C HIRDA, JAN	E	18:44	24	1	1	2			5	2	1	60				1			1	
44	R RICHER, STEPHANE	E	12:35	17		1				1										1	
66	C LEMIEUX, MARIO	+2	21:15	29			3			3		7	5	58					1	1	
72	R MELOCHE, ERIC	E	12:56	19													2				
95	R MOROZOV, ALEXEI	+2	17:08	22		2	1			3							1				
	TEAM TOTALS	+5				5	0	13	0	17	0	32	17	55	1	2	25	4	0	6	

TOI=Time On Ice CI=# of Shifts MS=Missed Shots FW=Faceoffs Won FL=Faceoffs Lost F%=Faceoff Win Percentage  
PN=Number of Penalties PIM=Penalty Minutes HT=Hits Given TK=Takeaways GV=Giveaways BS=Blocked Shots

VISITOR

Game Summary

HOME



1

Game 0746  
Wednesday, January 23, 2002  
7:38 PM ET at Mellon Arena

5



TAMPA BAY  
LIGHTNING

Attendance: 15,127

Final

PITTSBURGH  
PENGUINS

Game 49 Away Game 27

Game 49 Home Game 25

SCORING SUMMARY

G	Per	Time	Team	Goal Scorer	Assist	Assist	T.B.	PIT	STR
1	1	15:26	PIT	J. LAUKKANEN (2)	M. LEMIEUX (17)	D. LACOUTURE (7)	5 35 33 19 13 7	5 1 95 66 33 8	EV
2	1	18:55	PIT	R. LANG (14)	M. LEMIEUX (18)	J. LAUKKANEN (3)	2 43 35 16 7	20 1 95 66 27 5	PP
3	2	8:40	PIT	A. MOROZOV (10)	M. LEMIEUX (19)	M. ROZSIVAL (12)	2 43 35 16 7	95 1 66 28 27 20	PP
4	3	3:34	PIT	M. LEMIEUX (4)	A. MOROZOV (14)	D. KASPARAITIS (9)	2 80 33 19 13 4	66 1 95 33 24 11	EV
5	3	12:33	T.B.	B. CHAMBERLAIN (10)	V. PROSRAL (16)	Z. OGIER (31)	2 5 20 20 12 13	1 29 38 32 20 7	EV
6	3	14:17	PIT	M. LEMIEUX (5)	A. MOROZOV (15)	J. LAUKKANEN (4)	2 80 43 41 25	66 1 95 27 20 5	PP

TAMPA BAY LIGHTNING

PITTSBURGH PENGUINS

#	Per	Time	Player	PIM	Penalty	#	Per	Time	Player	PIM	Penalty
1	1	17:47	33 F. MODIN	2:00	Hooking	1	1	2:45	72 E. MELOUCHE	2:00	Kneeing
2	2	4:24	33 F. MODIN	2:00	Hi stick	2	2	3:03	29 K. OLIWA	2:00	Hi stick
3	2	7:20	22 D. BOYLE	2:00	Tripping	3	2	9:34	95 A. MOROZOV	2:00	Hooking
4	3	2:39	34 G. DWYER	2:00	Roughing	4	3	2:39	2 J. MELICHAR	5:00	Fighting (maj)
5	3	2:39	34 G. DWYER	5:00	Fighting (maj)	5	3	2:39	2 J. MELICHAR	2:00	Hi stick
6	3	13:54	13 F. KUBINA	2:00	Tripping	6	3	8:52	11 D. KASPARAITIS	2:00	Slashing
7	3	16:24	33 F. MODIN	2:00	Diving	7	3	16:24	11 D. KASPARAITIS	2:00	Hooking
						8	3	16:24	11 D. KASPARAITIS	2:00	Insportsmanlike conduct

GOALS BY PER.			SHOTS ON GOAL		PENALTIES MIN		POWERPLAY (GOALS-OPP)			ZONE TIME			
	T.B	PIT	T.B	PIT	T.B	PIT	T.B	PIT	T.B	PIT	Neutral		
1	0	2	2	10	1	1-2	1	0-1	1-1	1	8:16	7:03	4:41
2	0	1	2	13	2	2-4	2	0-2	1-2	2	6:39	9:21	14:00
3	1	2	3	12	3	4-11	3	0-2	1-1	3	6:02	8:42	5:16
T	1	5	7	27	7	7-17	7	0-5	3-4	7	20:57	25:06	13:57
							Time	9:21	4:03				

GOALIES (GOALS-SHOTS AGAINST)					THREE STARS			OFFICIALS			
		1	2	3	T	Time	1 PIT	GO	BY LEMIEUX	Referee:	Rob Shick
T.B(L)	KHABIBULIN	2-10	1-1	0-0	3-11	28:40	2 PIT	95	A. MOROZOV	Referee:	Ian Walsh
T.B	WEEKES	0-0	0-7	2-9	2-16	31:20	3 PIT	5	J. LAUKKANEN	Linesman:	David Brisebois
PIT(W)	HEDBERG	0-2	0-13	1-12	1-27	59:56				Linesman:	Tim Nowak

3 Stars picked by Media at Mellon Arena

VISITOR

Event Summary

HOME



1

Game 0746

Wednesday, January 23, 2002

7:38 PM ET at Mellon Arena

5



TAMPA BAY LIGHTNING

Game 49 Away Game 27

Attendance 15,127

Final

PITTSBURGH PENGUINS

Game 49 Home Game 25

	TAMPA BAY LIGHTNING	+/-	TOI	SHF	SHOTS					MS	FW	FL	F%	PN	PIM	HT	TK	GV	BS
					1	2	3	OT	T										
35	G KHABIBULIN, NIKOLAI		28:40																
80	G WEEKES, KEVIN		31:20																
2	D NECKAR, STAN	-1	15:34	22															1
4	C LECAVALIER, VINCENT	-1	22:04	23			1		1	1	6	9	40			1			
	S DUMMOIRE, JASSEN	E	17:37	23			1		1	1									2
7	D CLYMER, BEN	E	16:38	23	1	2	3		6	3									1
13	D KUBINA, PAVEL	-1	21:12	27		2	2		4	1				1	2				
15	R ALEXEEV, NIKITA	E	10:00	13			1		1	2									
16	C YLONEN, JUHA	E	15:29	21							4	3	57						1
18	R COOPER, ZDENO	+1	18:21	22		1			1	2									
19	C RICHARDS, BRAD	-2	22:05	26		2	1		3	1	6	6	50						1
20	C PROSPAL, VACLAV	+1	16:50	21		2	2		4	2	6	6	50						
21	D SARICH, CORY	E	18:25	21						1									
22	D BOYLE, DAN	E	24:27	22	1	2			3					1	2	1			1
25	R ANDREYCHUK, DAVE	E	13:43	18		1			1	2	8	9	47						1
26	C ST. LOUIS, MARTIN	E	0:36	2															
33	L MODIN, FREDRIK	-2	19:35	24		1			1	1		0	3	6	1				
34	L LWYLIK, GORDIE	E	5:06	7						1				2	1				
41	L OLVESTAD, JIMMIE	E	13:53	17						2									
43	D BIRON, MATHIEU	E	14:46	21			1		1										1
	TEAM TOTALS	-5			2	13	12	0	27	20	30	34	47	7	17	7	0		7

	PITTSBURGH PENGUINS	+/-	TOI	SHF	SHOTS					MS	FW	FL	F%	PN	PIM	HT	TK	GV	BS
					1	2	3	OT	T										
1	G HEDBERG, JOHAN		59:56																
30	G AUBIN, J-SEBASTIEN		0:00																
2	D MELICHAR, JOSEF	E	12:38	17						1				2	7	3			2
5	D LAUKKANEN, JANNE	+1	18:16	23	2	1			3										1
7	D FERENCE, ANDREW	-1	11:35	17															1
8	D JOHANSSON, HANS	+1	14:55	22	1	1			2										1
11	D KASPARAITIS, DARIUS	+1	18:29	29		1	1		2	1				3	6	4			4
16	C BEECH, KRIS	E	13:07	18	1				1	2	6	7	46						2
17	C PETERSEN, TOBY	E	11:14	18			2		2		1	1	50						
20	C LANG, ROBERT	-1	23:42	28	2	1			3	2	10	10	50						
22	C ROBITAILLE, RANDY	-1	7:03	10			1		1		2		100						
24	R MORAN, IAN	+1	20:54	31						1									3
27	R KOVALEV, ALEXEI	E	23:41	29	1				1	1	4	1	80						1
28	D ROZSIVAL, MICHAL	-1	18:27	23															1
29	L POLIWA, KRZYSZTOF	-1	12:01	17										1	2	3			
32	R ACOUTURE, DAN	+2	18:28	26															1
38	C HRDINA, JAN	E	8:57	14						1	6	1	85						
66	C LEMIEUX, MARIO	+2	21:49	27	1	2	3		6	1	5	10	33						1
72	R MELOCHE, ERIC	E	15:15	24	1	1			2					1	2	2	1		1
95	R MOROZOV, ALEXEI	+2	19:37	23	1	1	2		4	2				1	2				1
	TEAM TOTALS	+5			10	8	9	0	27	12	34	30	53	8	19	16	3		2

TOI=Time On Ice SHF=# of Shifts MS=Missed Shots FW=Faceoffs Won FL=Faceoffs Lost F%=Faceoff Win Percentage  
 PN=Number of Penalties PIM=Penalty Minutes HT=Hits Given TK=Takeaways GV=Giveaways BS=Blocked Shots

VISITOR

Game Summary

HOME



5

Game 0756  
Thursday, January 24, 2002  
7:38 PM ET at Nassau Coliseum

4



NEW YORK ISLANDERS  
Game 49 Home Game 24

PITTSBURGH PENGUINS  
Game 50 Away Game 25

Attendance 16,234  
Final

SCORING SUMMARY

G	Per	Time	Team	Goal Scorer	Assist	Assist	PIT	NYI	STR
1	1	6:34	NYI	A. YASHIN (20)	K. MILLER (3)	D. TARNSTROM (12)	11 33 30 24 20	79 3 47 30 15 11	PP
2	1	6:56	NYI	A. AUCOIN (6)	M. LINDGREN (6)	D. SCATCHARD (7)	5 95 30 27 14 8	3 47 38 30 11 10	EV
3	2	1:58	PIT	R. ROBITAILLE (5)	B. TIBBETTS (5)	E. MELOCHE (1)	22 2 72 30 28 12	6 55 45 30 18 13	EV
4	2	19:28	NYI	A. AUCOIN (7)	K. MILLER (4)	D. TARNSTROM (13)	2 72 30 28 17	3 79 47 30 15 11	PP
5	3	6:17	PIT	R. LANG (15)	M. KRAFT (3)		20 11 95 30 24 14	6 47 30 27 17 10	EV
6	3	9:13	NYI	D. SCATCHARD (3)	M. KIPRUSOFF (6)	M. LINDGREN (7)	11 72 30 24 22 12	38 6 45 30 11 10	EV
7	3	12:53	PIT	J. LAUKKANEN (3)	R. LANG (23)	A. MOROZOV (16)	5 95 30 27 20 14	3 47 30 27 17	PP
8	3	16:53	PIT	K. BEECH (6)	A. MOROZOV (17)		16 11 95 33 30 24	6 55 45 30 15 13	EV
9	4	1:29	PIT	A. MOROZOV (11)	M. KRAFT (4)		95 11 30 24 14	6 79 45 30 11	EV

PITTSBURGH PENGUINS

NEW YORK ISLANDERS

#	Per	Time	Player	PIM	Penalty	#	Per	Time	Player	PIM	Penalty
1	1	4:48	22 R. ROBITAILLE	2:00	Tripping	1	1	13:06	5 A. AUCOIN	2:00	Roughing
2	2	11:08	27 A. KOVALEV	2:00	Interference	2	1	17:09	3 A. AUCOIN	2:00	Tripping
3	2	11:17	12 B. TIBBETTS	2:00	Interference on the goaltender	3	2	9:41	47 D. TARNSTROM	2:00	Tripping
4	2	18:25	7 A. FERENCE	2:00	Slashing	4	2	15:32	17 S. BATES	2:00	Hooking
						5	3	4:30	10 M. LINDGREN	2:00	Slashing
						6	3	9:49	13 C. LAPOINTE	2:00	Hi stick
						7	3	9:49	13 C. LAPOINTE	2:00	Hi stick

	GOALS BY PER		SHOTS ON GOAL		PENALTIES-MIN		POWERPLAY (GOALS-OFF)		ZONE TIME						
	PIT	NYI	PIT	NYI	PIT	NYI	PIT	NYI	PIT	NYI	Neutral				
1	0	2	1	6	1	1-2	2-1	1	0-2	1-1	1	7:12	8:17	4:51	
2	1	1	2	5	11	2	3-6	2-4	0-2	1-3	2	7:42	7:01	5:17	
3	3	1	3	12	8	3	0-0	3-6	3	1-3	0-0	3	8:21	6:59	4:40
4	1	0	4	2	0	4	0-0	0-0	4	0-0	4	0:27	0:39	0:23	
T	5	4	T	27	27	T	4-8	7-14	T	1-7	2-4	T	23:42	22:56	14:51
									Time	12:31	6:16				

GOALIES (GOALS-SHOTS AGAINST)

THREE STARS

OFFICIALS

	1	2	3	OT	T	Time	1 PIT	95	A. MOROZOV	Referee:	Greg Kimmery	
PIT(W)	AUBIN	2-8	1-11	1-8	0-0	4-27	61:29	2 PIT	16	K. BEECH	Referee:	Kevin Pollock
NYI(L)	SNOW	0-8	1-5	3-12	1-2	5-27	61:29	3 NYI	3	A. AUCOIN	Linesman:	Scott Driscoll
											Linesman:	Ray Scapinello

3 Stars picked by: ISLANDERS' RADIO NETWORK

VISITOR

## Event Summary

HOME



5

Game 0756  
Thursday, January 24, 2002  
7:38 PM ET at Nassau Coliseum  
Attendance 16,234  
Final

4



PITTSBURGH  
PENGUINS  
Game 50 Away Game 25

NEW YORK  
ISLANDERS  
Game 49 Home Game 24

	PITTSBURGH PENGUINS	+/-	TOI	SHF	SHOTS					MS	FW	FL	F%	PN	PIM	HT	TK	GV	BS
					1	2	3	OT	T										
1G HEDBERG, JOHAN			0:00																
30G AUBIN, J-SEBASTIEN			61:29																
2D MELICHAR, JOSEF	+1	13:11	22							1						1		1	
5D LAUKKANEN, JANNE	-1	20:32	24	1		1			2							2			
7D PERENCE, ANDREW	E	10:36	17			1			1				1	2	2			1	
8D JONSSON, HANS	-1	9:35	12						1							1	2	1	
11D KASPARAITIS, DARIUS	+2	20:57	30			2			2							4		3	
12R HIBBETTS, BILLY	E	11:28	17								2	3	40	1	2	4			
14C KRAFT, MILAN	+1	23:12	28	1		1			2	3	6	16	27			2			
16C BEECH, KRIS	+1	18:20	22			1			1	1	8	6	57			2		1	
17C PETERSEN, TOBY	E	6:12	10	1	1				2	1	4	2	66			1		1	
20C LANG, ROBERT	+1	29:54	33		1	1	1		3	1	1	5	16						
22C ROCHFAYELLE, RANDY	E	13:53	21			1			1		3	3	50	1	2	1	1		
24R MORAN, IAN	+2	23:10	31			1			1							1		3	
27R KOVALEV, ALEXEI	-1	30:05	31	2		1			3	3	2	3	40	1	2	3	1		
28D ROZSIVAL, MICHAL	+1	16:19	23													2		1	
29L LOLIWA, KRZYSZTOF	E	5:39	10													3			
33L LACGUTURE, DAN	+1	13:37	20			1			2			1	0						
72R MELOCHE, ERIC	E	12:36	20	1		2			3	1						1		1	
95R MOROZOV, ALEXEI	+2	19:29	23	2		1	1		4									1	
TEAM TOTALS	+9				8	5	12	2	27	12	26	39	40	4	8	29	3	5	12

	NEW YORK ISLANDERS	+/-	TOI	SHF	SHOTS					MS	FW	FL	F%	PN	PIM	HT	TK	GV	BS
					1	2	3	OT	T										
1G DIPITRO, RICK			0:00																
30G SNOW, GARTH			61:29																1
2D MEZEI, BRANISLAV	E	7:35	11															1	
3D AUCOIN, ADRIAN	+1	33:15	28	1	2				3	1				2	4	2	3	3	
4D HAMRLIK, ROMAN	E	13:32	16			1			2	1						2		2	
5D SUTTON, KEN	-3	22:03	23	2	1				3							2	2	4	
10L LINDGREN, MATS	+1	13:09	22			1			1					1	2	1			
11C MILLER, KIP	+1	16:26	21							2	6	1	85			1			
12L KVASHA, OLEG	E	8:42	10	1		2			3								1		
13C LAPONTE, CLAUDE	-2	14:49	20		1				1	1	7	7	50	2	4	1	2	2	
15R BISTER, BRAD	-1	15:20	18													2	1		
17C BATES, SHAWN	-1	16:00	24			2			2					1	2			1	
18R CUMMINS, JIM	-1	7:04	10							1						6			
21R CZERKAWSKI, MARIUSZ	E	10:19	14							1						1			
27C PECA, MICHAEL	-1	18:49	24			1	1		2		12	7	63			3	1	2	
38C SCATCIARD, DAVE	+2	14:35	23	1	2	1			4		3	5	61			2		1	
45D KIPRUSOFF, MARKO	-2	13:19	20																
47D TARNSTROM, DICK	E	31:16	33			2			2	3				1	2	1	1	1	
55L BLAKE, JASON	-2	17:01	22	2					2							1	1	1	
79C YASHIN, ALEXEI	-1	18:07	19	1	1				2	1	6	6	50			1			
TEAM TOTALS	-9				8	11	8	0	27	11	30	26	60	7	14	26	11	4	17

TOI=Time On Ice SHF=# of Shifts MS=Missed Shots FW=Faceoffs Won FL=Faceoffs Lost F%=Faceoff Win Percentage  
PN=Number of Penalties PIM=Penalty Minutes HT=Hits Given TK=Takeaways GV=Giveaways BS=Blocked Shots



VISITOR

HOME



2

## Game Summary

Game 0773  
Saturday, January 26, 2002  
1:08 PM ET at Mellon Arena  
Attendance 17,021  
Final

3



ATLANTA THRASHERS  
Game 52 Away Game 27

PITTSBURGH PENGUINS  
Game 51 Home Game 26

This NHL Game Report is provided courtesy of the NHL to members of the credentialed media for their exclusive use for news and editorial purposes only and not for any commercial purpose. Any reproduction, use or distribution of this material for a commercial purpose without the express written permission of the NHL is prohibited.

## SCORING SUMMARY

G	Per	Time	Team	Goal Scorer	Assist	Assist	ATL	PIT	STR
1	1	3:23	ATL	B. CORKUM (3)	A. KARLSSON (6)	P. SVARTVADET (6)	27 4 24 33 38 39	1 5 28 33 66 95	EV
2	2	1:16	PIT	M. LEMIEUX (6)	A. KOVALEV (21)		4 24 27 33 38 39	66 1 5 20 27 28	EV
3	3	4:30	PIT	A. MOROZOV (12)	R. ROBITAILLE (5)	D. KASPARAITIS (10)	4 15 17 26 33 38	95 1 11 16 22 24	EV
4	3	17:26	ATL	T. HRKAC (11)	I. KOVALCHUK (20)	F. KABERLE (19)	12 8 15 17 21 33	1 2 17 28 72	PP
5	4	4:02	PIT	R. ROBITAILLE (6)	A. KOVALEV (22)	M. ROZSIVAL (13)	15 17 18 33 38	22 1 7 27 28	EV

## ATLANTA THRASHERS

#	Per	Time	Player	PIM	Penalty
1	1	7:58	21 R. FERRARO	2:00	Tripping
2	2	9:02	25 A. SUTTON	2:00	Roughing
3	2	9:02	25 A. SUTTON	2:00	Unsportsmanlike conduct
4	2	12:52	20 J. ODGERS	2:00	Slashing
5	2	16:57	71 J. SLEGR	2:00	Charging
6	3	11:55	4 C. TAMER	2:00	Diving
7	3	18:21	71 J. SLEGR	2:00	Roughing

## PITTSBURGH PENGUINS

#	Per	Time	Player	PIM	Penalty
1	1	15:05	22 R. ROBITAILLE	2:00	Tripping
2	2	2:48	7 A. FERENCE	2:00	Holding stick
3	2	9:02	33 D. LACOUTURE	2:00	Unsportsmanlike conduct
4	2	19:57	5 J. LAUKKANEN	2:00	Tripping
5	3	8:03	7 A. FERENCE	2:00	Hi stick
6	3	11:55	27 A. KOVALEV	2:00	Hooking
7	3	16:14	14 M. KRAFT	2:00	Hi stick

with 1st line  
10:00 off game.

## GOALS BY PER.

	ATL	PIT
1	1	0
2	0	1
3	1	1
4	0	1
T	2	3

## SHOTS ON GOAL

	ATL	PIT
1	12	6
2	12	7
3	9	11
4	2	4
T	35	28

## PENALTIES-MIN

	ATL	PIT
1	1-2	1-2
2	4-8	3-6
3	2-4	3-6
4	0-0	0-0
T	7-14	7-14

POWERPLAY  
(GOALS-OPP)

	ATL	PIT
1	0-1	0-1
2	0-2	0-3
3	1-2	0-1
4	0-0	0-0
T	1-5	0-5
Time	9:12	10:00

## ZONE TIME

	ATL	PIT	Neutral
1	7:32	8:26	4:02
2	8:05	8:29	3:26
3	8:52	7:32	3:36
4	1:16	1:32	1:14
T	25:45	25:59	12:18

## GOALIES (GOALS-SHOTS AGAINST)

	1	2	3	OT	T	Time
ATL(L) HNILICKA	0-6	1-7	1-11	1-4	3-28	64:02
PIT(W) HEDBERG	1-12	0-12	1-9	0-2	2-35	63:59

## THREE STARS

1	PIT	22	R. ROBITAILLE
2	ATL	17	I. KOVALCHUK
3	PIT	95	A. MOROZOV

by: Media at Mellon Arena

## OFFICIALS

Referee:	Kerry Fraser
Referee:	Rob Martell
Linesman:	Danny McCourt
Linesman:	Mark Pare



VISITOR

Game Summary

HOME



2

Game 0794  
 Tuesday, January 29, 2002  
 7:08 PM ET at First Union Center  
 Attendance 19,634  
 Final

3



PITTSBURGH  
 PENGUINS

Game 52 Away Game 26

PHILADELPHIA  
 FLYERS

Game 52 Home Game 26

SCORING SUMMARY

G	Per	Time	Team	Goal Scorer	Assist	Assist	PIT	PHI	STR
1	2	8:52	PHI	J. LECLAIR (20)	K. JOHNSON (28)	M. RECCHI (25)	11 38 30 27 24	10 5 97 37 33 8	PP
2	2	15:11	PIT	T. PETERSEN (7)	S. ENDICOTT (1)		17 2 41 30 29 7	2 39 33 12 8 5	EV
3	3	11:51	PIT	A. KOVALEV (18)	J. HRDINA (14)	M. KRAFT (5)	27 2 38 30 14 7	2 87 39 33 26 5	EV
4	3	19:42	PHI	K. PRIMEAU (11)	J. LECLAIR (17)	M. RECCHI (26)	11 38 33 30 27 24	25 5 97 12 10 8	EV
5	4	1:47	PHI	M. MURRAY (9)	Unassisted		7 30 28 22 12	39 5 33 22 14	EV

PITTSBURGH PENGUINS

PHILADELPHIA FLYERS

#	Per	Time	Player	PIM	Penalty	#	Per	Time	Player	PIM	Penalty
1	2	2:04	27 A. KOVALEV	2:00	Hooking	1	2	3:17	10 J. LECLAIR	2:00	Interference
2	2	8:41	2 J. MELICHAR	2:00	Interference	2	2	9:51	19 P. RANHEIM	2:00	Roughing
3	2	9:51	11 D. KASPARAITIS	2:00	Interference	3	2	10:11	25 K. PRIMEAU	2:00	Cross check
4	2	10:11	28 M. ROZSIVAL	2:00	Roughing	4	3	14:10	25 K. PRIMEAU	2:00	Hooking
5	2	15:55	12 B. TIBBETTS	10:00	Misconduct (10 min)						
6	2	16:23	38 J. HRDINA	2:00	Tripping - Obstruction						
7	3	14:10	11 D. KASPARAITIS	2:00	Diving						

GOALS BY PER.		SHOTS ON GOAL		PENALTIES-MIN		POWERPLAY (GOALS-OPP)		ZONE TIME				
	PIT	PHI	PIT	PHI	PIT	PHI	PIT	PHI	PIT	PHI	Neutral	
1	0	0	1	7	10	1	0-0	0-0	1	8:29	7:28	4:03
2	1	1	2	7	13	2	6-20	3-6	2	9:08	8:01	2:51
3	1	1	3	7	7	3	1-2	1-2	3	8:17	7:37	4:06
4	0	1	4	1	2	4	0-0	0-0	4	0:37	0:42	0:28
T	2	3	T	22	32	T	7-22	4-8	T	26:31	23:48	11:28
									Time	1:13	3:24	

GOALIES (GOALS-SHOTS AGAINST)

THREE STARS

OFFICIALS

		1	2	3	OT	T	Time	1 PHI	39	M. MURRAY	Referee:	Kerry Fraser
PIT(L)	AUBIN	0-10	1-13	1-7	1-2	3-32	61:47	2 PHI	10	J. LECLAIR	Referee:	Eric Furlatt
PHI(W)	BOUCHER	0-7	1-7	1-7	0-1	2-22	60:52	3 PHI	25	K. PRIMEAU	Linesman:	Pierre Champoux
											Linesman:	Jean Morin

3 Stars picked by: ROB PARENT DELCO COUNTY TIMES

VISITOR

Event Summary

HOME



2

Game 0794

Tuesday, January 29, 2002  
7:08 PM ET at First Union Center

3



PITTSBURGH PENGUINS

Game 52 Away Game 26

Attendance 19,634  
Final

PHILADELPHIA FLYERS

Game 52 Home Game 26

	PITTSBURGH PENGUINS	+/-	TOI	SHF	SHOTS					MS	FW	FL	F%	PN	PIM	HT	TK	GV	BS
					1	2	3	OT	T										
1	G HEDBERG, JOHAN		0:00																
30	G GAUBIN, J-SEBASTIEN		61:47																1
2	D MELICHAR, JOSEF	+2	17:05	22		1			1				1	2	2	1	3	2	
5	D LAUKKANEN, JANNE	E	21:29	27						1					2		2	3	
7	D FERENC, ANDREW	+1	17:26	23											2		1		
11	D KASPARAITIS, DARIUS	-1	22:11	27						1			2	4	8	3		1	
12	R TIBBETTS, BILLY	-1	11:19	18							4	5	44	1	10	5		1	
14	C KRAFT, MILAN	+1	18:41	22		1	1		2		6	8	42				1	1	
16	C BEECH, KRIS	E	12:17	17	1		2		3		2	2	50				1		
17	C PETERSEN, TOBY	+1	9:20	14		2			2	1	1	100						1	
22	C ROBITAILLE, RANDY	-1	12:19	18	1				1	2						1			
24	R MORAN, IAN	-1	23:08	29	1		1		2									1	
27	R KOVALEV, ALEXEI	E	23:58	28		1	2	1	4	1	3	6	33	1	2	2	3	1	
28	D ROZSIVAL, MICHAL	-1	20:17	25										1	2	2		3	
29	L OLIWA, KRZYSZTOF	+1	8:09	11						1									
33	L LACOUTURE, DAN	-1	15:28	19	1	1			2	1									
38	C HRDINA, JAN	E	23:03	27						1	3	5	37	1	2				
41	C ENDICOTT, SHANE	+1	8:15	14						2	3	40						1	
72	R MELOCHE, ERIC	E	14:19	21	2				2	2					1		1		
95	R MOROZOV, ALEXEI	E	17:01	20	1	1	1		3							1	3	3	
	TEAM TOTALS	+1			7	7	7	1	22	11	21	29	42	7	22	22	8	17	17

	PHILADELPHIA FLYERS	+/-	TOI	SHF	SHOTS					MS	FW	FL	F%	PN	PIM	HT	TK	GV	BS
					1	2	3	OT	T										
32	G CECHMANEK, ROMAN		0:00																
33	G BOUCHER, BRIAN		60:52																2
2	D WEINRICH, ERIC	-2	19:44	25	1	1			2	3								1	
5	D JOHNSON, KIM	E	24:36	29		2			2							2	1		
6	D THERIEN, CHRIS	E	20:46	27		1			1	1					4		1	2	
8	R RECCHI, MARK	E	23:24	25	2		1		3	2						1	1		
10	L LECLAIR, JOHN	+1	18:22	22	1	3	1		5	1			1	2			1		
12	L GAGNE, SIMON	E	18:24	23	1				1	2					3	1			
14	R WILLIAMS, JUSTIN	+1	16:19	19	2				2	3					2				
19	L RANHEIM, PAUL	E	7:58	11			1		1		1	1	50	1	2				
22	D RICHARDSON, LUKE	+1	16:25	21	1		1		2						4		2	2	
24	D MCALLISTER, CHRIS	E	15:45	18						1					1		1	1	
25	C PRIMEAU, KEITH	+1	18:31	23		2	1		3		11	9	55	2	4	1		1	
26	L FEDOTENKO, RUSLAN	-1	12:41	17												2		1	
28	C MANDERVILLE, KENT	E	7:42	10		1			1	1	1	1	50		3				
29	L FEDORUK, TODD	E	7:18	10						1						1		1	
37	D DESJARDINS, ERIC	E	25:28	30	1	2			3	1						2	2	3	
39	C MURRAY, MARTY	-1	14:26	20			1	1	2	1	6	2	75				2	1	
87	L BRASHEAR, DONALD	-1	10:59	15		1			1						3	1	1		
97	C ROENICK, JEREMY	+1	21:26	23	1		1		2	1	10	8	55		2	2	2		
	TEAM TOTALS	E			10	13	7	2	32	16	29	21	58	4	8	26	9	18	10

TOI=Time On Ice SHF=# of Shifts MS=Missed Shots FW=Faceoffs Won FL=Faceoffs Lost F%=Faceoff Win Percentage  
PN=Number of Penalties PIM=Penalty Minutes HT=Hits Given TK=Takeaways GV=Giveaways BS=Blocked Shots

© Copyright 2002, National Hockey League

2002-01-29-21.35.18

VISITOR

Game Summary

HOME



6

Game 0800  
 Wednesday, January 30, 2002  
 7:38 PM ET at Mellon Arena  
 Attendance 15,152  
 Final

3



SAN JOSE SHARKS  
 Game 53 Away Game 29

PITTSBURGH PENGUINS  
 Game 53 Home Game 27

SCORING SUMMARY										
G	Per	Time	Team	Goal Scorer	Assist	Assist	S.J	PIT	STR	
1	1	8:10	S.J	B. STUART (5)	V. DAMPHOUSSE (23)	O. NOLAN (26)	7 2 35 25 19 11	1 95 28 27 16 11	EV	
2	1	8:48	PIT	A. KOVALEV (19)	J. HRDINA (15)		8 35 27 22 15 12	27 1 38 24 14 11	EV	
3	1	18:39	PIT	A. KOVALEV (20)	J. LAUKKANEN (6)	M. LEMIEUX (20)	2 35 18 7	27 1 95 66 38 5	PP	
4	2	5:11	S.J	V. DAMPHOUSSE (14)	J. JILLSON (10)	G. SUTER (21)	25 5 35 20 19 11	1 38 33 28 2	PP	
5	2	5:37	S.J	S. THORNTON (16)	M. RICCI (22)	S. HANNAN (8)	17 7 35 24 22 18	1 72 24 22 12 11	EV	
6	2	11:28	PIT	A. MOROZOV (13)	M. LEMIEUX (21)	J. HRDINA (16)	2 35 25 20 19 7	95 1 66 38 27 5	EV	
7	2	15:38	S.J	A. KOROLYUK (2)	P. MARLEAU (11)	T. SELANNE (16)	15 7 35 20 12 8	1 95 28 22 16 5	EV	
8	3	3:07	S.J	T. SELANNE (16)	A. KOROLYUK (1)	B. MARCHMENT (12)	8 35 27 22 15 12	1 24 22 16 12 11	EV	
9	3	17:15	S.J	O. NOLAN (12)	M. STURM (11)	B. STUART (18)	11 2 35 25 19 7	1 95 66 24 22 11	EV	

SAN JOSE SHARKS					PITTSBURGH PENGUINS						
#	Per	Time	Player	PIM	Penalty	#	Per	Time	Player	PIM	Penalty
1	1	17:28	27 B. MARCHMENT	2:00	Holding	1	1	13:46	66 M. LEMIEUX	2:00	Hooking
2	1	18:08	25 V. DAMPHOUSSE	2:00	Cross check	2	2	4:11	11 D. KASPARAITIS	2:00	Tripping
3	2	9:22	2 M. RATHJE	2:00	Hooking	3	2	19:53	16 K. BEECH	2:00	Slashing
4	3	4:07	11 O. NOLAN	2:00	Roughing	4	3	4:07	29 K. OLIWA	2:00	Roughing
5	3	4:07	11 O. NOLAN	2:00	Roughing	5	3	10:01	12 B. TIBBETTS	2:00	Hi stick
6	3	18:01	28 M. BRADLEY	5:00	Fighting (maj)	6	3	18:01	33 D. LACOUTURE	5:00	Fighting (maj)
7	3	18:01	13 T. HARVEY	2:00	Board check						

GOALS BY PER.		SHOTS ON GOAL		PENALTIES-MIN		POWERPLAY (GOALS-OPP)		ZONE TIME				
	S.J	PIT	S.J	PIT	S.J	PIT	S.J	PIT	S.J	PIT	Neutral	
1	1	2	9	8	1	2	0-1	1-2	1	8:18	7:28	4:14
2	3	1	8	11	2	1-2	1-2	0-1	2	8:23	6:45	4:52
3	2	0	6	9	3	4-11	3-9	0-2	3	7:13	8:55	3:52
T	6	3	23	28	7	7-17	6-15	1-4	6	23:54	23:08	12:58
							Time	7:00	9:10			

GOALIES (GOALS-SHOTS AGAINST)					THREE STARS			OFFICIALS		
	1	2	3	T	Time	1 S.J	25 V. DAMPHOUSSE	Referee:	Blaine Angus	
S.J(W)	NABOKOV	2-8	1-11	0-8	3-28	60:00	2 PIT	27 A. KOVALEV	Referee:	Rob Shick
PIT(L)	HEDBERG	1-9	3-8	2-6	6-23	60:00	3 S.J	15 A. KOROLYUK	Linesman:	David Brisebois
									Linesman:	Dan Schachte

3 Stars picked by: Media at Mellon Arena

© Copyright 2002, National Hockey League

2002-01-30-22.15.44

VISITOR

Event Summary

HOME



6

Game 0800  
Wednesday, January 30, 2002  
7:38 PM ET at Mellon Arena

3



SAN JOSE SHARKS  
Game 53 Away Game 29

Attendance 15,152  
Final

PITTSBURGH PENGUINS  
Game 53 Home Game 27

	SAN JOSE SHARKS	+/-	TOI	SHF	SHOTS					MS	FW	FL	F%	PN	PIM	HT	TK	GV	BS
					1	2	3	OT	T										
35	G NABOKOV, EVGENI		60:00																
37	G KIPRUSOFF, MIKKA		0:00																
2	D RATHJE, MIKE	+1	22:43	27	1	1			2				1	2	2	1		1	
5	D JILLSON, JEFF	E	14:40	19	1	1			2										
7	D STUART, BRAD	+3	24:19	27	2				2	1							1	1	
8	R SELANNE, TEEMU	+1	9:46	17			1		1	1									
9	L GRAVES, ADAM	E	12:09	18	1				1		1	100					1		
11	R NOLAN, OWEN	+2	16:41	21	1	1	1		2			0	2	4	1			1	
12	C MARLEAU, PATRICK	+1	9:36	16	1	1	1		3	1	4	50							
13	R HARVEY, TODD	E	11:19	16		1			1		5	50	1	2					
15	R KOROLYUK, ALEXANDER	+1	10:16	17	1	1	1		3								1		
17	L THORNTON, SCOTT	+1	15:47	20		1	1		2	1					3				
18	C RICCI, MIKE	+1	18:31	25					2	18	9	66							
19	L STURM, MARCO	+1	18:01	24			1		1	1	1	100					1	1	
20	D SUTER, GARY	E	16:42	20	1				1										
22	D HANNAN, SCOTT	+1	21:34	27		1			1										
24	R SUNDSTROM, NIKLAS	+1	19:25	24												1		3	
25	C DAMPHOUSSE, VINCENT	+1	18:30	23		1			1	1	8	8	50	1	2				
27	D MARCHMENT, BRYAN	E	19:27	25												2	2		
28	R BRADLEY, MATT	E	10:02	14												5	2		
	TEAM TOTALS	+15				9	8	6	0	23	8	37	27	58	7	17	12	5	3

	PITTSBURGH PENGUINS	+/-	TOI	SHF	SHOTS					MS	FW	FL	F%	PN	PIM	HT	TK	GV	BS
					1	2	3	OT	T										
1	G HEDBERG, JOHAN		60:00																
30	G GAUBIN, J-SEBASTIEN		0:00																
2	D MELICHAR, JOSEF	E	17:15	24			1		1							1			
5	D LAUKKANEN, JANNE	E	21:04	24		1	1		2							2		1	
7	D FERENCE, ANDREW	E	17:41	23					1							2		1	
11	D KASPARAITIS, DARIUS	-3	18:21	28	1		1		2					1	2	6		1	
12	R TIBBETTS, BILLY	-2	10:27	16							7	0		1	2	1			
14	C KRAFT, MILAN	+1	8:25	11			1		1	1	3	3	50		2	1			
16	C BEECH, KRIS	-3	14:31	19		3	1		3	1	4	3	57	1	2	1			
17	C PETERSEN, TOBY	E	6:35	11		1			1		1	0							
22	C ROBITAILLE, RANDY	-4	16:43	20	1		1		2	1	1	2	33						
24	R MORAN, IAN	-2	18:16	28			1		1										
27	R KOVALEV, ALEXEI	+1	25:06	27	3		2		5	1	2	5	28			1		1	
28	D DROZIVAL, MICHAL	-2	19:52	25												1	1		
29	L OLIWA, KRZYSZTOF	E	4:00	8												1	1		
33	L LACOUTURE, DAN	E	15:50	22					1					1	2				
38	C HRDINA, JAN	E	23:33	27	1				1	1	1	50		1	5			1	
66	C CLEMIEUX, MARIO	E	23:12	24	1	3	1		5		7	7	50	1	2		1	1	
72	R MELOCHE, ERIC	-1	11:15	17		1			1	1						2			
95	R MOROZOV, ALEXEI	-2	22:33	24	1	2			3	2						1		1	
	TEAM TOTALS	-15				8	11	9	0	28	10	27	37	42	6	15	18	3	6

TOI=Time On Ice SHF=# of Shifts MS=Missed Shots FW=Faceoffs Won FL=Faceoffs Lost F%=Faceoff Win Percentage  
PN=Number of Penalties PIM=Penalty Minutes HT=Hits Given TK=Takeaways GV=Giveaways BS=Blocked Shots

© Copyright 2002, National Hockey League

2002-01-30-22.15.44

VISITOR

Game Summary

HOME



3

Game 0820  
 Tuesday, February 5, 2002  
 7:06 PM ET at Entertainment and Sports Arena

3



PITTSBURGH  
 PENGUINS  
 Game 54 Away Game 27

Attendance 18,730  
 Final

CAROLINA  
 HURRICANES  
 Game 58 Home Game 32

SCORING SUMMARY

G	Per	Time	Team	Goal Scorer	Assist	Assist	PIT	CAR	STR
1	1	15:32	CAR	J. VASICEK (12)	Unassisted		1 29 28 22 17 4	63 1 25 15 7 4	EV
2	1	19:59	PIT	R. ROBITAILLE (7)	M. LEMIEUX (22)	A. MOROZOV (18)	22 1 95 66 5 4	1 45 26 25 17 2	EV
3	2	5:43	PIT	J. HRDINA (13)	A. KOVALEV (23)	R. LANG (24)	38 1 27 24 20 11	1 92 45 26 17 2	EV
4	2	12:51	CAR	S. WILLIS (6)	J. VASICEK (12)	G. WESLEY (10)	1 72 33 20 11 4	25 1 63 15 4 2	EV
5	2	19:30	CAR	S. HILL (4)	B. BATTAGLIA (16)	M. MALIK (14)	1 95 66 27 24 11	22 1 24 13 10 5	EV
6	3	4:31	PIT	A. FERENCE (2)	J. HRDINA (17)	R. LANG (25)	7 1 38 27 20 2	1 92 26 17 4 2	EV

PITTSBURGH PENGUINS

CAROLINA HURRICANES

#	Per	Time	Player	PIM	Penalty	#	Per	Time	Player	PIM	Penalty
1	1	17:37	38 J. HRDINA	2:00	Interference	1	1	12:42	45 D. TANABE	2:00	Hi stick
2	2	13:44	7 A. FERENCE	2:00	Holding	2	2	1:54	45 D. TANABE	2:00	Holding
3	2	15:17	28 M. ROZSIVAL	2:00	Closing hand on puck	3	2	7:40	19 C. DINGMAN	2:00	Tripping
4	4	2:43	7 A. FERENCE	2:00	Interference on the goaltender	4	3	9:24	2 G. WESLEY	2:00	Interference

GOALS BY PER.		SHOTS ON GOAL		PENALTIES-MIN		POWERPLAY (GOALS-OPP)		ZONE TIME					
	PIT	CAR	PIT	CAR	PIT	CAR	PIT	CAR	PIT	CAR	Neutral		
1	1	1	12	18	1-2	1-2	1	0-1	0-1	1	8:34	6:32	4:54
2	1	2	12	12	2-4	2-4	2	0-2	0-2	2	7:33	7:48	4:39
3	1	0	7	5	0-0	1-2	3	0-1	0-0	3	7:10	8:03	4:47
4	0	0	0	5	1-2	0-0	4	0-0	0-1	4	3:01	0:38	1:21
T	3	3	31	40	4-8	4-8	T	0-4	0-4	T	26:18	23:01	15:41
							Time	8:00	8:00				

GOALIES (GOALS-SHOTS AGAINST)

THREE STARS

OFFICIALS

	1	2	3	OT	T	Time	1 CAR	63	J. VASICEK	Referee:	Chris Lee
PIT(T)	HEDBERG	1-18	2-12	0-5	0-5	3-40	65:00	2 PIT	1 J. HEDBERG	Referee:	Stephen Walkom
CAR(T)	IRBE	1-12	1-12	1-7	0-0	3-31	65:00	3 PIT	27 A. KOVALEV	Linesman:	Derek Amell
										Linesman:	Steve Barton

3 Stars picked by: media

© Copyright 2002, National Hockey League

2002-02-05-21.58.24

VISITOR

Event Summary

HOME



3

Game 0820

Tuesday, February 5, 2002

7:06 PM ET at Entertainment and Sports Arena

3



PITTSBURGH PENGUINS

Attendance 18,730

CAROLINA HURRICANES

Final

Game 54 Away Game 27

Game 58 Home Game 32

	PITTSBURGH PENGUINS	+/-	TOI	SHF	SHOTS					MS	FW	FL	F%	PN	PIM	HT	TK	GV	BS
					1	2	3	OT	T										
1	G HEDBERG, JOHAN		65:00																2
30	G AUBIN, J-SEBASTIEN		0:00																
2	D MELICHAR, JOSEF	+1	13:33	21	2				2	2							1		2
4	D WILSON, MIKE	-1	9:37	15												3			
5	D LAUKKANEN, JANNE	+1	19:33	25		1	1		2	3						3	1		1
7	D FERENCE, ANDREW	+1	14:31	24			1		1				2	4					
11	D KASPARAITIS, DARIUS	-1	22:56	29		1			1							6			3
14	C KRAFT, MILAN	E	10:50	18	1				1	1	6	2	75			1			
17	C PETERSEN, TOBY	-1	5:23	8							1	2	33						
20	C LANG, ROBERT	+1	27:49	30	1	1	2		4	2	10	23	30						2
22	C ROBITAILLE, RANDY	E	15:20	24	2		1		3		2		100						
24	R MORAN, IAN	E	23:38	30	1				1	2						2			5
27	R KOVALEV, ALEXEI	+1	29:56	32	2	5	2		9	2	4	5	44			2			
28	D ROZSIVAL, MICHAL	-1	17:43	26	1	1			2					1	2				
29	L OLIWA, KRZYSZTOF	-1	2:07	5						1						2			
33	L LACOUTURE, DAN	-1	13:02	20						1	1		100			2	1		1
38	C HRDINA, JAN	+2	21:17	34		1			1	3		2	0	1	2		1		1
66	C LEMIEUX, MARIO	E	26:06	32		2			2		6	19	24			1			
72	R MELOCHE, ERIC	-1	13:00	21	1				1							5			1
95	R MOROZOV, ALEXEI	E	25:20	29	1				1										
	TEAM TOTALS	E			12	12	7	0	31	17	30	53	36	4	8	27	4	2	16

	CAROLINA HURRICANES	+/-	TOI	SHF	SHOTS					MS	FW	FL	F%	PN	PIM	HT	TK	GV	BS
					1	2	3	OT	T										
1	G IRBE, ARTURS		65:00																1
35	G BARRASSO, TOM		0:00																
2	D WESLEY, GLEN	-2	20:11	33										1	2	4	2		2
4	D WARD, AARON	+1	21:00	30	1				1							3			
5	D MALIK, MAREK	+1	29:11	35			1		1							3			
7	D WALLIN, NICLAS	+1	6:56	12	1				1							1			
10	C FRANCIS, RON	+1	24:48	28	2	2		1	5		17	8	68			1	1		
11	L DANIELS, JEFF	E	5:16	8	1	1	1		3		1		100						
13	L BATTAGLIA, BATES	+1	26:09	29	2				2	1						2	1		
15	C ADAMS, KEVYN	+2	13:20	20	1	3			4	1		2	0						
17	C BRIND'AMOUR, ROD	-3	29:10	30	2				2		30	13	69			1	1		
19	L DINGMAN, CHRIS	E	0:57	3										1	2	1			
20	L LANGDON, DARREN	E	0:58	2															
22	D HILL, SEAN	+1	29:33	35	2	3			5							4			1
24	R KAPANEN, SAMI	+1	26:44	27	1	1			2	3						4		1	1
25	R WILLIS, SHANE	+1	10:41	17	1	1			2							2			
26	L COLE, ERIK	-3	20:21	27		1	1		2	2						2	2		
45	D TANABE, DAVID	-2	12:12	22	1				1					2	4				1
63	C VASICEK, JOSEF	+2	9:34	15	2				2		3	5	37					4	1
92	C O'NEILL, JEFF	-2	24:45	25	1		2	4	7	4	2	2	50			3			
	TEAM TOTALS	E			18	12	5	5	40	11	53	30	64	4	8	31	11	2	6

TOI=Time On Ice SHF=# of Shifts MS=Missed Shots FW=Faceoffs Won FL=Faceoffs Lost F%=Faceoff Win Percentage  
 PN=Number of Penalties PIM=Penalty Minutes HT=Hits Given TK=Takeaways GV=Giveaways BS=Blocked Shots

© Copyright 2002, National Hockey League

2002-02-05-21.58.24



Sommaire / Game Summary



0

PITTSBURGH PENGUINS  
M/G 55 Étr. / Away 28

NHL No: 0830  
Jeu./Thu., 7 Fev./Feb. 2002  
7:40 PM ET @ Centre Molson  
Assistance / Attendance 21,191  
Final

1



CANADIEN DE MONTREAL  
M/G 56 Dom. / Home 27

SOMMAIRE / SUMMARY																			
G	Per	Temps	Club	But / Scorer	Aide / Assist	Aide / Assist	PIT			MTL			STR						
1	2	13:32	MTL	S. VAN ALLEN (4)	R. ZEDNIK (16)	A. MARKOV (14)	1	72	24	22	14	11	27	20	79	60	52	25	EV

PITTSBURGH PENGUINS					CANADIEN DE MONTREAL				
#	Per	Temps	Joueur / Player	MIN Puntion / Penalty	#	Per	Temps	Joueur / Player	MIN Puntion / Penalty
1	1	13:58	14M. KRAFT	2:00Holding stick	1	1	2:32	90J. JUNEAU	2:00Hi stick
2	2	13:32	11D. KASPARAITIS	2:00Unsportsmanlike conduct	2	2	8:29	93D. GILMOUR	2:00Interference
3	3	17:50	28M. ROZSIVAL	2:00Hooking	3	3	8:38	5S. QUINTAL	2:00Hooking

Buts / Goals By Per.	Lancers / Shots On Goal				Puntions / Penalties-Min				Avantage num./Powerplay (Buts/ Goals-Opp)				Temp-territoire/Zone Time		
	PIT	MTL	PIT	MTL	PIT	MTL	PIT	MTL	PIT	MTL	PIT	MTL	Neutral		
1	0	0	1	10	9	1	1-2	1-2	1	0-1	0-1	1	7:31	7:40	4:49
2	0	1	2	10	12	2	1-2	1-2	2	0-1	0-1	2	8:00	7:13	4:47
3	0	0	3	10	7	3	1-2	1-2	3	0-1	0-1	3	7:45	7:52	4:23
T	0	1	T	30	28	T	3-6	3-6	T	0-3	0-3	T	23:16	22:45	13:59
									Temps	6:00	6:00				

Gardiens / Goalies (Buts / Goals - Lancers / Shots Against)							3 Étoiles / Three Stars			Officiels / Officials	
		1	2	3	T	Temps	1 MTL	60	J. THEODORE	Arbitre:	Tom Kowal
PIT(L)	HEDBERG	0-9	1-12	0-7	1-28	59:32	2 MTL	27	S. VAN ALLEN	Arbitre:	Michael McGeough
MTL(W)	THEODORE	0-10	0-10	0-10	0-30	59:51	3 PIT	11	D. KASPARAITIS	Juge de ligne:	Gerry Gauthier
										Juge de ligne:	Steve Miller

3 Stars picked par / by: CJAD, D. Sisto, M. Wilson

© Copyright 2002, National Hockey League

2002-02-07-22.15.05

En résumé / Event Summary



0

PITTSBURGH PENGUINS  
M/G 55 Étr. / Away 28

NHL No: 0830

Jeu./Thu., 7 Fev./Feb. 2002  
7:40 PM ET @ Centre Molson  
Assistance / Attendance 21,191  
Final

1



CANADIEN DE MONTREAL  
M/G 56 Dom. / Home 27

	PITTSBURGH PENGUINS	+/-	T TOI	P SHF	LANCERS / SHOTS					LR	MG	MP	M% F%	PUN PN	MIN PIM	MÉ HT	PP TK	R GV	LB BS	
					1	2	3	OT	TS											
1	G HEDBERG, JOHAN		59:32															1	1	
30	G AUBIN, J-SEBASTIEN		0:00																	
2	D MELICHAR, JOSEF	E	15:52	19		1			1									1	3	
4	D WILSON, MIKE	E	6:50	9																
5	D LAUKKANEN, JANNE	E	15:25	17		1			1	1								1	2	
7	D FERENC, ANDREW	E	16:48	21	1	1	1		3	1								3	1	
11	D KASPARAITIS, DARIUS	-1	20:51	24	1	1			2					1	2	3	1	3	1	
14	C KRAFT, MILAN	-1	10:14	12						2	5	3	62	1	2	1				
17	C PETERSEN, TOBY	E	8:48	12						1	1	3	25						1	
20	C LANG, ROBERT	E	24:50	27		2			2	3	12	9	57							
22	C ROBITAILLE, RANDY	-1	11:57	17	3		1		4	1	3	100						1		
24	R MORAN, IAN	-1	19:21	24			1		1									1	2	
27	R KOVALEV, ALEXEI	E	25:08	27	1	2	2		5	2	1	1	50					2		
28	D DROZSIVAL, MICHAL	E	19:49	26	1	1	1		3	1				1	2	1		1	2	
29	L OLIWA, KRZYSZTOF	E	3:45	7																
33	L LACOUTURE, DAN	E	16:05	23			1		1	1		1	0				3		2	
38	C HRDINA, JAN	E	19:07	24			1		1	1	1	1	50					2	1	
66	C LEMIEUX, MARIO	E	23:43	26					2	7	9	43						2	1	
72	R MELOCHE, ERIC	-1	14:08	21	2	1	1		4	4								1	1	
95	R MOROZOV, ALEXEI	E	21:46	24	1	1	1		2	2								1	1	
	EQUIPE / TEAM TOTALS	-5				10	10	10	0	30	22	30	27	53	3	6	18	13	18	12

	CANADIEN DE MONTREAL	+/-	T TOI	P SHF	LANCERS / SHOTS					LR	MG	MP	M% F%	PUN PN	MIN PIM	MÉ HT	PP TK	R GV	LB BS	
					1	2	3	OT	TS											
31	G HACKETT, JEFF		0:00																	
60	G THEODORE, JOSE		59:51																1	
5	D QUINTAL, STEPHANE	E	18:59	25	1				1	1				1	2	1		1		
14	R PETROV, OLEG	E	21:29	21		2			2									1		
20	R ZEDNIK, RICHARD	+1	14:54	16	1				1	1								4		
24	R DACKELL, ANDREAS	E	18:31	25			1		1										1	
25	L KILGER, CHAD	+1	8:19	10		1			1		1	2	33					1	2	
27	C VAN ALLEN, SHAUN	+1	6:47	10		1			1									2		
28	D DYKHUIS, KARL	E	22:06	23			1		1	1								1	1	
29	L ODJICK, GINO	E	7:51	12	2	1			3											
38	C BULIS, JAN	E	17:10	23	2		2		4									3	2	
51	D BOUILLON, FRANCIS	E	18:16	24		1			1									1	2	
52	D RIVET, CRAIG	+1	20:34	23														2	2	
56	D ROBIDAS, STEPHANE	E	20:55	22						1								1	1	
71	C RIBEIRO, MIKE	E	8:54	12														1	2	
79	D MARKOV, ANDREI	+1	16:35	20	1				1										1	
90	C JUNEAU, JOE	E	21:07	27		2			2	1	11	11	50	1	2	1		1	1	
93	C GILMOUR, DOUG	E	21:32	22							7	13	35	1	2			2		
94	C PERREAULT, YANIC	E	12:48	17	1	1			2	2	8	4	66							
95	L BEREZIN, SERGEI	E	17:12	22	1	3	3		7	3								1	1	
	EQUIPE / TEAM TOTALS	+5				9	12	7	0	28	10	27	30	47	3	6	14	15	15	9

T=Temps de glace P=Présences LR=Lancers ratés MG=Mises en jeu gagnées MP=Mises en jeu perdues M%=Pourcentage de réussite mises en jeu

PUN=Punitions (nombre) MIN=Minutes punition MÉ=Mises en échec PP=Prise possession R=Revirement LB=Lancers bloqués

TOI=Time On Ice SHF=# of Shifts MS=Missed Shots FW=Faceoffs Won FL=Faceoffs Lost F%=Faceoff Win Percentage

PN=Number of Penalties PIM=Penalty Minutes HT=Hits Given TK=Takeaways GV=Giveaways BS=Blocked Shots

© Copyright 2002, National Hockey League

2002-02-07-22.15.05

4  
12  
VISITOR

HOME



2

### Game Summary

Game 0849  
Saturday, February 9, 2002  
1:08 PM ET at Mellon Arena  
Attendance 17,021  
Final

1



EW JERSEY DEVILS  
Game 56 Away Game 27

PITTSBURGH PENGUINS  
Game 56 Home Game 28

This NHL Game Report is provided courtesy of the NHL to members of the credentialed media for their exclusive use for news and editorial purposes only and not for any commercial purpose. Any reproduction, use or distribution of this material for a commercial purpose without the express written permission of the NHL is prohibited.

### SCORING SUMMARY

G	Per	Time	Team	Goal Scorer	Assist	Assist	N.J	PIT	STR
1	3	6:43	PIT	A. MOROZOV (14)	M. LEMIEUX (23)	T. PETERSEN (9)	5	30 27 26 25 17	95 1 66 28 17 5 EV
2	3	11:47	N.J	B. HOLIK (18)	B. RAFALSKI (30)	S. GOMEZ (28)	16	4 30 28 23 18	1 38 27 24 22 11 EV
3	4	4:51	N.J	B. RAFALSKI (7)	B. HOLIK (19)	V. KAMENSKY (10)	28	4 30 22 16	1 66 27 7 2 EV

### NEW JERSEY DEVILS

#	Per	Time	Player	PIM	Penalty
1	1	6:39	30 M. BRODEUR	2:00	Roughing
1	1	8:06	17 P. SYKORA	2:00	Holding stick
3	1	15:57	26 P. ELIAS	2:00	Roughing

### PITTSBURGH PENGUINS

#	Per	Time	Player	PIM	Penalty
1	1	7:16	27 A. KOVALEV	2:00	Hi stick
2	1	10:41	72 E. MELOCHE	2:00	Interference
3	1	15:28	5 J. LAUKKANEN	2:00	Interference
4	2	12:56	2 J. MELICHAR	2:00	Interference
5	2	18:27	2 J. MELICHAR	2:00	Slashing
6	3	7:16	27 A. KOVALEV	2:00	Cross check

### GOALS BY PER.

	N.J	PIT
1	0	0
2	0	0
3	1	1
4	1	0
T	2	1

### SHOTS ON GOAL

	N.J	PIT
1	14	5
2	14	3
3	10	11
4	3	1
T	41	20

### PENALTIES-MIN

	N.J	PIT
1	3-6	3-6
2	0-0	2-4
3	0-0	1-2
4	0-0	0-0
T	3-6	6-12

### POWERPLAY (GOALS-OPP)

	N.J	PIT
1	0-2	0-4
2	0-2	0-0
3	0-1	0-0
4	0-0	0-0
T	0-5	0-4
Time	8:29	2:29

### ZONE TIME

	N.J	PIT	Neutral
1	7:17	8:49	3:54
2	4:23	10:33	5:04
3	7:26	8:15	4:19
4	2:10	1:39	1:02
T	21:16	29:16	14:19

### GOALIES (GOALS-SHOTS AGAINST)

	1	2	3	OT	T Time
N.J(W) BRODEUR	0-5	0-3	1-11	0-1	1-20 64:51
PIT(L) HEDBERG	0-14	0-14	1-10	1-3	2-41 64:51

### THREE STARS

1 PIT	1 J. HEDBERG
2 N.J	28 B. RAFALSKI
3 N.J	16 B. HOLIK

by: Media at Mellon Arena

### OFFICIALS

Referee:	Tim Peel
Referee:	Kelly Sutherland
Linesman:	Derek Amell
Linesman:	Angelo D'Amico



VISITOR

Game Summary

HOME



3

Game 0856

Sunday, February 10, 2002

1:09 PM ET at Madison Square Garden

Attendance 18,200

Final

4



PITTSBURGH PENGUINS

Game 57 Away Game 29

NEW YORK RANGERS

Game 58 Home Game 29

SCORING SUMMARY

G	Per	Time	Team	Goal Scorer	Assist	Assist	PIT	NYR	STR
1	2	5:59	NYR	B. LEETCH (8)	T. FLEURY (30)	E. LINDROS (26)	1 24 20 5	2 88 35 16 14 11	PP
2	2	8:38	PIT	R. LANG (16)	J. LAUKKANEN (6)	A. KOVALEV (24)	20 1 95 38 27 5	2 35 23 16	PP
3	2	11:38	PIT	J. HRDINA (14)	A. KOVALEV (25)	R. LANG (26)	38 1 27 24 20 4	2 88 36 35 23 16	EV
4	2	13:05	NYR	R. DVORAK (14)	T. FLEURY (31)	J. ULANOV (6)	1 95 44 22 7 2	20 2 93 35 22 14	EV
5	2	16:53	NYR	P. NEDVED (16)	B. LEETCH (31)	R. DVORAK (18)	1 33 24 20 5	93 2 35 23 20 14	PP
6	3	14:02	PIT	A. FERENCE (3)	A. MOROZOV (19)	S. RICHER (6)	7 1 95 44 28 22	16 88 36 35 34 24	EV
7	3	19:38	NYR	M. BARNABY (4)	P. NEDVED (19)	R. DVORAK (19)	1 95 33 24 22 4	36 20 93 35 34 24	EV

PITTSBURGH PENGUINS

NEW YORK RANGERS

#	Per	Time	Player	PIM	Penalty	#	Per	Time	Player	PIM	Penalty
1	2	2:23	11 D. KASPARAITIS	5:00	Board check (maj)	1	1	3:24	23 V. MALAKHOV	2:00	Tripping
2	2	2:23	11 D. KASPARAITIS	10:00	Game misconduct	2	1	12:42	2 B. LEETCH	2:00	Tripping
3	2	4:52	2 J. MELICHAR	2:00	Delay of game	3	1	19:32	24 S. LEFEBVRE	2:00	Holding
4	2	15:47	7 A. FERENCE	2:00	Holding stick	4	2	6:45	20 R. DVORAK	2:00	Tripping
5	3	1:00	27 A. KOVALEV	2:00	Hooking	5	2	7:33	11 M. MESSIER	2:00	Hooking
						6	2	19:29	36 M. BARNABY	2:00	Slashing
						7	3	3:12	93 P. NEDVED	2:00	Holding

GOALS BY PER.

SHOTS ON GOAL

PENALTIES-MIN

POWERPLAY (GOALS-OPP)

ZONE TIME

	PIT	NYR	PIT	NYR	PIT	NYR	PIT	NYR	PIT	NYR	PIT	NYR	Neutral		
1	0	0	1	6	7	1	0-0	3-6	1	0-3	0-0	1	6:05	9:14	4:41
2	2	3	2	9	14	2	4-19	3-6	2	1-3	2-3	2	8:31	7:29	4:00
3	1	1	3	12	12	3	1-2	1-2	3	0-1	0-1	3	7:42	7:55	4:23
T	3	4	T	27	33	T	5-21	7-14	T	1-7	2-4	T	22:18	24:38	13:04
										Time	12:46	8:08			

GOALIES (GOALS-SHOTS AGAINST)

THREE STARS

OFFICIALS

	1	2	3	T	Time	1 NYR	2	B. LEETCH	Referee:	Rob Martell
PIT(L) HEDBERG	0-7	3-14	1-12	4-33	59:43	2 NYR	20	R. DVORAK	Referee:	Bill McCreary
NYR(W) RICHTER	0-6	2-9	1-12	3-27	60:00	3 NYR	36	M. BARNABY	Linesman:	Pierre Champoux
									Linesman:	Pat Dapuzzo

3 Stars picked by: Hockey writers association

© Copyright 2002, National Hockey League

2002-02-10-15.51.29

VISITOR

Event Summary

HOME



3

Game 0856  
 Sunday, February 10, 2002  
 1:09 PM ET at Madison Square Garden

4



PITTSBURGH PENGUINS

Attendance 18,200

NEW YORK RANGERS

Game 57 Away Game 29

Final

Game 58 Home Game 29

	PITTSBURGH PENGUINS	+/-	TOI	SHF	SHOTS					MS	FW	FL	F%	PN	PIM	HT	TK	GV	BS
					1	2	3	OT	T										
1	G HEDBERG, JOHAN		59:43																1
30	G AUBIN, J-SEBASTIEN		0:00																
2	D MELICHAR, JOSEF	-1	16:40	25		1				1				1	2				1
4	D WILSON, MIKE	E	14:06	17												1	1	1	2
5	D LAUKKANEN, JANNE	E	17:45	27															1
7	D FERENCE, ANDREW	E	20:45	25		1	2			3	1			1	2	1			2
11	D KASPARAITIS, DARIUS	E	5:57	8										2	15	1			2
16	C BEECH, KRIS	E	9:40	12		2				2	2	3	40			1			2
17	C PETERSEN, TOBY	E	11:47	17							8	4	66						1
20	C LANG, ROBERT	+1	26:43	32	1	1				2	2	13	16	44					2
22	C ROBITAILLE, RANDY	-1	15:47	24			2			2	8	12	40						1
24	R MORAN, IAN	E	20:45	28			1			1	1					2			8
27	R KOVALEV, ALEXEI	+1	23:06	29	2	1	1			4	1	1	0	1	2	1			1
28	D ROZSIVAL, MICHAL	+1	15:45	25															2
29	L LOLIWA, KRZYSZTOF	E	6:45	11	2		1			3	1					1			
33	L LACOUTURE, DAN	-1	15:41	22			2			2	1								1
38	C HRDINA, JAN	+1	23:47	34		1	1			2		4	0			1			3
44	R RICHER, STEPHANE	E	15:38	22		1				1	1					1			4
72	R MELOCHE, ERIC	E	11:44	17			1			1	1								1
95	R MOROZOV, ALEXEI	-1	18:16	22	1	1	1			3	2								1
	TEAM TOTALS	E				6	9	12	0	27	11	31	40	44	5	21	10	1	19

	NEW YORK RANGERS	+/-	TOI	SHF	SHOTS					MS	FW	FL	F%	PN	PIM	HT	TK	GV	BS	
					1	2	3	OT	T											
35	G RICHTER, MIKE		60:00																	
40	G HOLMQVIST, JOHAN		0:00																	
2	D LEETCH, BRIAN	E	28:28	28	2	2				4				1	2				1	
6	C MALHOTRA, MANNY	E	16:41	20			1			1		1	0			4			1	
10	R MCCARTHY, SANDY	E	1:16	2	1					1							1		1	
11	C MESSIER, MARK	E	21:03	27							11	6	64	1	2	2	2			
14	R FLEURY, THEOREN	+1	17:35	23		3				3	1	2	0			3			1	
16	C YORK, MIKE	-2	20:23	29	1	2				3									1	
20	R DVORAK, RADEK	+2	21:11	30	1	1	5			7	2		1	0	1	2	1	1	3	
21	L MCKENNA, STEVE	E	1:19	3																
22	D KLOUCEK, TOMAS	+1	7:13	7												2			1	
23	D MALAKHOV, VLADIMIR	-1	24:40	27											1	2	1			
24	D LEFEBVRE, SYLVAIN	E	13:00	22											1	2	4		1	
33	D KARPA, DAVE	E	14:22	19	1	1	1			3						1	1		2	
34	D BERARD, BRYAN	E	18:46	27		1				1	2								1	
36	R BARNABY, MATTHEW	-1	12:07	20			1			1				1	2	3				
37	R SAMUELSSON, MIKAEL	E	13:34	17	1		2			3						1			1	
55	D LULANOV, IGOR	E	11:40	16			1			1									1	
88	C LINDROS, ERIC	-2	21:45	30		2	1			3	1	20	9	68		2			2	
93	C NEDVED, PETR	+2	21:03	29		2				2	1	9	12	42	1	2	1		1	
	TEAM TOTALS	E				7	14	12	0	33	7	40	31	56	7	14	25	5	9	

TOI=Time On Ice SHF=# of Shifts MS=Missed Shots FW=Faceoffs Won FL=Faceoffs Lost F%=Faceoff Win Percentage  
 PN=Number of Penalties PIM=Penalty Minutes HT=Hits Given TK=Takeaways GV=Giveaways BS=Blocked Shots

© Copyright 2002, National Hockey League

2002-02-10-15.51.29

VISITOR

Game Summary

HOME



1

Game 0867  
 Tuesday, February 12, 2002  
 7:08 PM ET at Corel Centre

5



PITTSBURGH  
 PENGUINS  
 Game 58 Away Game 30

Attendance 17,332  
 Final

OTTAWA  
 SENATORS  
 Game 58 Home Game 28

SCORING SUMMARY												
G	Per	Time	Team	Goal Scorer	Assist	Assist	PIT	OTT	STR			
1	1	14:27	OTT	R. BONK (17)	M. HOSSA (23)		1 44 38 24 22 5	14 3 40 18 6	SH			
2	1	18:39	OTT	S. MCEACHERN (10)	K. RACHUNEK (15)	W. REDDEN (19)	1 33 28 20 7	15 6 40 28 23 11	PP			
3	2	3:14	OTT	S. MCEACHERN (11)	M. HOSSA (24)	W. REDDEN (20)	1 95 66 44 5 4	15 6 40 23 21 18	EV			
4	2	14:09	PIT	K. BEECH (7)	T. PETERSEN (10)		16 1 95 28 17 7	3 40 18 15 14 4	EV			
5	2	19:28	OTT	C. HERPERGER (4)	Unassisted		1 95 66 27 5 4	33 3 40 25 20 7	EV			
6	3	16:36	OTT	Z. CHARA (7)	D. ALFREDSSON (27)		1 66 38 27 5 4	3 40 28 20 11 7	EV			

PITTSBURGH PENGUINS						OTTAWA SENATORS					
#	Per	Time	Player	PIM	Penalty	#	Per	Time	Player	PIM	Penalty
1	1	17:10	27A. KOVALEV	2:00	Roughing	1	1	4:08	9M. HAVLAT	5:00	Board check (maj)
2	2	4:16	27A. KOVALEV	2:00	Unsportsmanlike conduct	2	1	13:01	15S. MCEACHERN	2:00	Hooking
3	2	4:16	27A. KOVALEV	2:00	Roughing	3	2	7:49	3Z. CHARA	2:00	Tripping
4	2	16:56	95A. MOROZOV	2:00	Cross check	4	3	4:28	25C. NEIL	5:00	Fighting (maj)
5	3	4:28	33D. LACOUTURE	5:00	Fighting (maj)	5	3	5:08	23K. RACHUNEK	2:00	Roughing
6	3	5:08	66M. LEMIEUX	2:00	Cross check						
7	3	5:08	66M. LEMIEUX	2:00	Roughing						

GOALS BY PER.		SHOTS ON GOAL		PENALTIES-MIN		POWERPLAY (GOALS-OPP)		ZONE TIME						
	PIT	OTT	PIT	OTT	PIT	OTT	PIT	OTT	PIT	OTT	Neutral			
1	0	2	1	7	6	1	1-2	2-7	1	0-2	1-1	8:04	7:19	4:37
2	1	2	2	5	16	2	3-6	1-2	2	0-1	0-3	8:50	6:55	4:15
3	0	1	3	14	15	3	3-9	2-7	3	0-0	0-1	7:18	7:47	4:55
T	1	5	T	26	37	T	7-17	5-16	T	0-3	1-5	24:12	22:01	13:47
								Time	8:33	9:02				

GOALIES (GOALS-SHOTS AGAINST)						THREE STARS			OFFICIALS		
		1	2	3	T	Time	1.OTT	18	M. HOSSA	Referee:	Greg Kimmerly
PIT(L)	HEDBERG	2-6	2-16	1-15	5-37	60:00	2.OTT	15	S. MCEACHERN	Referee:	Tom Kowal
OTT(W)	LALIME	0-7	1-5	0-14	1-26	60:00	3.OTT	6	W. REDDEN	Linesman:	Greg Devorski
										Linesman:	Brad Kovachik

3 Stars picked by: Team 1200

© Copyright 2002, National Hockey League

2002-02-12-21.51.04

VISITOR

Event Summary

HOME



1

Game 0867  
 Tuesday, February 12, 2002  
 7:08 PM ET at Corel Centre

5



PITTSBURGH PENGUINS

Attendance: 17,332  
 Final

OTTAWA SENATORS

Game 58 Away Game 30

Game 58 Home Game 28

PT	PITTSBURGH PENGUINS	+/-	TOI	SHF	SHOTS					MS	FW	FL	F%	PN	PIM	HT	TK	GV	BS	
					1	2	3	OT	T											
1	G HEDBERG, JOHAN		60:00																	
30	G GAUBIN, J-SEBASTIEN		0:00																	
2	D MELICHAR, JOSEF	E	1:51	2																
4	D WILSON, MIKE	-3	14:49	22												2		1	2	
5	D LAUKKANEN, JANNE	-4	18:35	25			5		5							2		3		
7	D FERENCE, ANDREW	+1	17:37	25			1		1	1						1	1		1	
11	D KASPARAITIS, DARIUS	E	19:44	28			2		2							4	1	2		
16	C BEECH, KRIS	+1	10:34	15		1			1	1	6	6	50							
17	C PETERSEN, TOBY	+1	14:39	21							1	2	33			1		2		
20	C LANG, ROBERT	E	19:18	25	3	2			5		13	8	61						1	
22	C ROBITAILLE, RANDY	-1	13:18	20	1				1		9	6	60			1	1			
24	R MORAN, IAN	-1	20:18	28			1		1										3	
27	R KOVALEV, ALEXEI	-2	22:10	23	1		2		3					3	6			3		
28	D DROZSIVAL, MICHAL	+1	19:50	28						1						1		1		
33	L LACOUTURE, DAN	E	14:41	21							1	0	0		5	3				
38	C HRDINA, JAN	-2	19:38	25	1	1			2	1	1	2	33							
44	R RICHER, STEPHANE	-2	13:25	20			1		1	1								1		
66	C LEMIEUX, MARIO	-3	18:31	23	1		1		2	1	4	10	28	2	4			1	1	
72	R MELOCHE, ERIC	E	15:30	22		1	1		2	1	2	0			2		2		1	
95	R MOROZOV, ALEXEI	-1	16:03	22						2				1	2			4		
	TEAM TOTALS	-15				7	5	14	0	26	10	34	37	48	7	17	17	3	18	9

PT	OTTAWA SENATORS	+/-	TOI	SHF	SHOTS					MS	FW	FL	F%	PN	PIM	HT	TK	GV	BS	
					1	2	3	OT	T											
35	G HURME, JANI		0:00																	
40	G LALIME, PATRICK		60:00																	
3	D CHARA, ZDENO	+2	21:40	26			4		4					1	2	6		2	1	
4	D PHILLIPS, CHRIS	-1	21:37	27			2		2							3				
5	D SALO, SAMI	E	20:09	30												3		2		
6	D REDDEN, WADE	+2	23:34	30	1	4	1		6							1	1	1		
7	D LESCHYSHYN, CURTIS	+2	16:16	26												2		2		
9	R HAVLAT, MARTIN	E	16:42	22	1	2			3	1				1	5					
11	R ALFREDSSON, DANIEL	+1	18:36	23			1		1		1	0							1	
14	C BONK, RADEK	E	18:03	28	1	2			3		13	11	54					1		
15	L MCEACHERN, SHAWN	E	17:45	23	1	2	1		4	1	1	100		1	2	1		2		
16	R HULL, JODY	E	7:31	14						1									1	
17	R MUCKALT, BILL	E	6:03	10			3		3							1				
18	R HOSSA, MARIAN	+1	18:01	26	1	3			4	1						1	1			
20	L ARVEDSON, MAGNUS	+2	17:16	24			1		1									2	1	
21	C MARTINS, STEVE	+1	9:19	15							5	1	83			1				
23	D RACHUNEK, KAREL	+1	16:52	26		1	1		2					1	2	6		1		
25	R NEIL, CHRIS	+1	8:55	14		1			1					1	5	3				
28	C WHITE, TODD	+1	18:37	23	1				1	2	10	12	45			1		2		
33	L HERPERGER, CHRIS	+1	14:01	23			1	1	2		8	9	47			1			1	
	TEAM TOTALS	+14				6	16	15	0	37	6	37	34	52	5	16	30	1	11	10

TOI=Time On Ice SHF=# of Shifts MS=Missed Shots FW=Faceoffs Won FL=Faceoffs Lost F%=Faceoff Win Percentage  
 PN=Number of Penalties PIM=Penalty Minutes HT=Hits Given TK=Takeaways GV=Giveaways BS=Blocked Shots

© Copyright 2002, National Hockey League

2002-02-12-21.51.04



VISITOR

Game Summary

HOME



5

Game 0895  
 Wednesday, February 27, 2002  
 7:44 PM ET at Mellon Arena  
 Attendance 16,134  
 Final

4



LOS ANGELES  
 KINGS  
 Game 60 Away Game 31

PITTSBURGH  
 PENGUINS  
 Game 59 Home Game 29

SCORING SUMMARY

G	Per	Time	Team	Goal Scorer	Assist	Assist	LA	PIT	STR
1	1	5:54	PIT	J. HRDINA (15)	A. KOVALEV (26)	R. LANG (27)	1 14 28 33 41 43	38 1 5 8 20 27	EV
2	1	7:00	LA	J. ALLISON (15)	M. NORSTROM (6)	A. DEADMARSH (23)	41 1 14 28 33 43	1 5 8 17 22 95	EV
3	1	11:47	LA	M. ELORANTA (5)	I. LAPERRIERE (10)		42 1 17 22 29 44	1 7 20 27 28 38	EV
4	1	12:19	LA	A. DEADMARSH (21)	J. ALLISON (33)	M. SCHNEIDER (17)	28 1 3 10 33 41	1 11 20 24 27 38	EV
5	1	14:38	PIT	J. LAUKKANEN (4)	M. LEMIEUX (24)	A. KOVALEV (27)	1 3 14 21 23	5 1 20 27 66 95	PP
6	2	6:45	LA	J. MODRY (4)	J. ALLISON (34)	Z. PALFFY (16)	44 1 10 28 33 41	1 11 24 33 38	PP
7	2	11:17	LA	I. LAPERRIERE (8)	M. ELORANTA (8)	B. CHARTRAND (7)	22 1 17 29 42 44	1 7 16 17 28 72	EV
8	3	5:15	PIT	J. LAUKKANEN (5)	A. MOROZOV (20)	M. LEMIEUX (25)	1 9 14 15 19 43	5 1 8 16 66 95	EV
9	3	19:48	PIT	A. KOVALEV (21)	R. LANG (28)	J. HRDINA (18)	1 3 14 28 41 33	27 20 22 38 66 95	EV

LOS ANGELES KINGS

PITTSBURGH PENGUINS

#	Per	Time	Player	PIM	Penalty	#	Per	Time	Player	PIM	Penalty
1	1	2:25	42M. ELORANTA	2:00	Hi stick	1	2	6:18	5J. LAUKKANEN	2:00	Hi stick
2	1	13:51	15T. DONATO	2:00	Tripping	2	2	12:52	66M. LEMIEUX	2:00	Hi stick
3	2	15:37	23C. JOHNSON	2:00	Holding	3	2	19:28	7A. FERENEC	2:00	Roughing
4	2	19:26	19N. EMERSON	2:00	Roughing						
5	3	0:31	21B. SMOLINSKI	2:00	Holding						

GOALS BY PER.

SHOTS ON GOAL

PENALTIES-MIN

POWERPLAY (GOALS-OPP)

ZONE TIME

	LA	PIT	LA	PIT	LA	PIT	LA	PIT	LA	PIT	LA	PIT	Neutral
1	3	2	10	6	2-4	0-0	1	0-0	1-2	1	7:22	8:17	4:21
2	2	0	15	8	2-4	3-6	2	1-2	0-1	2	7:29	7:51	4:40
3	0	2	6	13	1-2	0-0	3	0-0	0-1	3	8:27	7:23	4:10
T	5	4	31	27	5-10	3-6	T	1-2	1-4	T	23:18	23:31	13:11
							Time	2:29	6:47				

GOALIES (GOALS-SHOTS AGAINST)

THREE STARS

OFFICIALS

	1	2	3	T	Time	1 LA	41	J. ALLISON	Referee:	Kevin Maguire
LA(W) STORR	2-6	0-8	2-13	4-27	59:57	2 LA	28	A. DEADMARSH	Referee:	Paul Stewart
PIT(L) HEDBERG	3-10	2-15	0-6	5-31	58:13	3 PIT	5	J. LAUKKANEN	Linesman:	Mark Pate
									Linesman:	Troy Sartison

3 Stars picked by: Media at Mellon Arena

© Copyright 2002, National Hockey League

2002-02-27-22.18.55

VISITOR

Event Summary

HOME



5

Game 0895  
 Wednesday, February 27, 2002  
 7:44 PM ET at Mellon Arena  
 Attendance 16,134  
 Final

4



LOS ANGELES  
 KINGS

PITTSBURGH  
 PENGUINS

Game 60 Away Game 31

Game 59 Home Game 29

PT	LOS ANGELES KINGS	+/-	TOI	SHF	SHOTS					T	MS	FW	FL	F%	PN	PIM	HT	TK	GV	BS
					1	2	3	OT	T											
1G	STORR, JAMIE		59:57																	
3G	POTVIN, FELIX		0:00																	
3D	MILLER, AARON	E	22:22	25		1				1										4
9R	BUCHBERGER, KELLY	-1	8:19	12								1		100						
10D	SCHNEIDER, MATHIEU	+1	19:01	22							1									2
14D	NORSTROM, MATTIAS	-2	24:16	26		1				1										
15L	DONATO, TED	-1	5:16	11								1	3	25	1	2				
17D	VISNOVSKY, LUBOMIR	+2	15:06	23	1	2	1			4	2									
19R	EMERSON, NELSON	-1	5:13	14											1	2				
21C	SMOLINSKI, BRYAN	E	18:12	28	2	1				3	1	12	6	66	1	2			1	1
22C	LAPERRIERE, IAN	+2	12:42	22		1				1		1	3	25			1	2		
23L	JOHNSON, CRAIG	E	19:59	25	1	2	1			4					1	2	2			
28R	DEADMARSH, ADAM	E	17:12	23	1	2	1			4	1					2				1
29R	CHARTRAND, BRAD	+2	12:53	20		1	1			2		7	4	63						2
33R	PALFFY, ZIGMUND	E	19:09	26			1			1	2									1
41C	CALLISON, JASON	E	19:59	26	1	2	1			4	1	15	11	57			3			1
42L	ELORANTA, MIKKO	+2	12:59	20	1					1					1	2	2			
43D	BOUCHER, PHILIPPE	-1	20:57	23																1
44D	MODRY, JAROSLAV	+2	17:50	22		1				1										
57R	HEINZE, STEVE	E	15:48	18	3	1				4	1									1
	TEAM TOTALS	+5				10	15	6	0	31	9	37	27	58	5	10	10	2	2	13

PT	PITTSBURGH PENGUINS	+/-	TOI	SHF	SHOTS					T	MS	FW	FL	F%	PN	PIM	HT	TK	GV	BS
					1	2	3	OT	T											
1G	HEDBERG, JOHAN		58:13																	1
30G	GAUBIN, J-SEBASTIEN		0:00																	
5D	LAUKKANEN, JANNE	+1	20:47	25	1		1			2	4				1	2	2			1
7D	FERENCE, ANDREW	-2	14:59	21			1			1					1	2	1			1
8D	JONSSON, HANS	+1	19:26	23													3			
11D	KASPARAITIS, DARIUS	-1	19:47	27		1	1			2							2			1
16C	BEECH, KRIS	E	17:10	18			1			1		6	3	66						
17C	PETERSEN, TOBY	-2	7:49	11		1				1		4	2	66						
20C	LANG, ROBERT	E	19:37	24	1	1				2	2	3	11	21			1	1		
22C	ROBITAILLE, RANDY	E	15:55	20		1	1			2	1	7	10	41						1
24R	MORAN, IAN	-1	19:15	28			1			1							1			2
27R	KOVALEV, ALEXEI	E	21:21	25	1		3			4	3	1	1	50			2			
28D	DROZSIVAL, MICHAL	-2	17:32	22	1					1							2			2
33L	LACOUTURE, DAN	E	18:35	23							1		1	0			1			
38C	HRDINA, JAN	E	17:15	23	1	1				2	1	2	4	33						
44R	RICHER, STEPHANE	E	14:03	19		1	1	1		2	2									1
66C	LEMIEUX, MARIO	+2	21:10	24		1	2			3	1	4	5	44	1	2				2
72R	MELOCHE, ERIC	-1	8:14	10		1				1							1			
82C	STRAKA, MARTIN	E	1:03	2																
95R	MOROZOV, ALEXEI	+1	20:14	21	1		1			2										1
	TEAM TOTALS	-4				6	8	13	0	27	15	27	37	42	3	6	16	2	8	6

TOI=Time On Ice SHF=# of Shifts MS=Missed Shots FW=Faceoffs Won FL=Faceoffs Lost F%=Faceoff Win Percentage  
 PN=Number of Penalties PIM=Penalty Minutes HT=Hits Given TK=Takeaways GV=Giveaways BS=Blocked Shots

© Copyright 2002, National Hockey League

2002-02-27-22.18.55

VISITOR

Game Summary

HOME



4

Game 0902  
 Thursday, February 28, 2002  
 7:07 PM ET at Nationwide Arena  
 Attendance 18,136  
 Final

3



PITTSBURGH PENGUINS  
 Game 60 Away Game 31

COLUMBUS BLUE JACKETS  
 Game 60 Home Game 33

SCORING SUMMARY										
G	Per	Time	Team	Goal Scorer	Assist	Assist	PIT	CBJ	STR	
1	1	5:14	CBJ	R. KLESLA (7)	R. WHITNEY (28)	M. SILLINGER (15)	7 44 33 30 28 22	44 9 37 31 16 14		EV
2	1	5:31	PIT	A. KOVALEV (22)	J. HRDINA (19)	J. LAUKKANEN (7)	27 5 38 30 20 8	4 31 21 18 10 7		EV
3	2	0:39	CBJ	R. KRON (4)	G. SANDERSON (5)	E. KNUTSEN (26)	5 38 30 27 20 8	18 8 44 37 31 21		EV
4	2	17:10	CBJ	M. SILLINGER (15)	Unassisted		8 95 30 28 22 16	16 45 44 32 31 29		EV
5	3	2:09	PIT	R. LANG (17)	A. KOVALEV (28)	R. ROBITAILLE (6)	20 7 30 27 22 8	10 44 37 31 29 28		EV
6	3	19:28	PIT	A. MOROZOV (15)	R. ROBITAILLE (7)	J. HRDINA (20)	95 20 44 38 27 22	4 37 31 28 21 16		EV
7	4	1:42	PIT	M. ROZSIVAL (5)	J. HRDINA (21)	K. BEECH (13)	28 7 38 30 16	5 44 31 28 16		EV

PITTSBURGH PENGUINS					COLUMBUS BLUE JACKETS						
#	Per	Time	Player	PIM	Penalty	#	Per	Time	Player	PIM	Penalty
1	1	0:41	24 L. MORAN	2:00	Hi stick	1	1	2:54	45 J. SHELLEY	5:00	Fighting (maj)
2	1	2:54	29 K. OLIWA	5:00	Fighting (maj)	2	2	11:02	28 T. WRIGHT	2:00	Unsportsmanlike conduct
3	2	11:02	33 D. LACOUTURE	2:00	Unsportsmanlike conduct	3	2	14:00	29 G. MARSHALL	2:00	Slashing
4	2	14:00	7 A. FERENEC	2:00	Cross check	4	3	4:24	10 S. AUBIN	2:00	Interference
5	2	19:46	11 D. KASPARAIKIS	2:00	Roughing						
6	3	11:12	20 R. LANG	2:00	Tripping						
7	3	14:53	22 R. ROBITAILLE	2:00	Interference						

GOALS BY PER.		SHOTS ON GOAL		PENALTIES-MIN		POWERPLAY (GOALS-OPP)		ZONE TIME			
	PIT	CBJ	PIT	CBJ	PIT	CBJ	PIT	CBJ	PIT	CBJ	Neutral
1	1	1	7	7	1	2	1-5	1	8:10	7:31	4:19
2	0	2	13	11	2	3	2-4	2	7:03	8:06	4:51
3	2	0	12	7	3	2	1-2	3	6:45	8:15	5:00
4	1	0	1	0	4	0	0-0	4	0:55	0:29	0:18
T	4	3	33	25	T	7	4-11	T	22:53	24:21	14:28
							Time	2:00	8:00		

GOALIES (GOALS-SHOTS AGAINST)								THREE STARS			OFFICIALS	
		1	2	3	OT	T	Time	1 PIT	27	A. KOVALEV	Referee:	Brad Meier
PIT(W)	AUBIN	1-7	2-11	0-7	0-0	3-25	61:16	2 CBJ	16	M. SILLINGER	Referee:	Scott Zelkin
CBJ(L)	TUGNUTT	1-7	0-13	2-12	1-1	4-33	61:33	3 PIT	28	M. ROZSIVAL	Linesman:	Andy McElman
											Linesman:	Thor Nelson

3 Stars picked by: N/A

© Copyright 2002, National Hockey League

2002-02-28-21.57.18

VISITOR

Event Summary

HOME



4

Game 0902  
 Thursday, February 28, 2002  
 7:07 PM ET at Nationwide Arena  
 Attendance 18,136  
 Final

3



PITTSBURGH PENGUINS

COLUMBUS BLUE JACKETS

Game 60 Away Game 31

Game 60 Home Game 33

	PITTSBURGH PENGUINS	+/-	TOI	SHF	SHOTS					MS	FW	FL	F%	PN	PIM	HT	TK	GV	BS	
					1	2	3	OT	T											
1	G HEDBERG, JOHAN		0:00																	
30	G AUBIN, J-SEBASTIEN		61:16																	
5	D LAUKKANEN, JANNE	E	19:51	25	1				1										3	
7	D FERENCE, ANDREW	+1	15:38	27						1				1	2	1				
8	D JONSSON, HANS	E	23:30	31		1			1	3								1	2	
11	D KASPARAITIS, DARIUS	E	23:17	31	1		1		2				1	2	2			2	2	
14	C KRAFT, MILAN	E	12:00	22		1	1		2		7	9	43						1	
16	C BEECH, KRIS	E	14:09	21		2			2	1	1	3	25				1	1		
17	C PETERSEN, TOBY	E	8:51	15			1		1	1	5	3	62							
20	C LANG, ROBERT	+2	23:29	25	1	1	2		4		4	6	40	1	2				1	
22	C ROBITAILLE, RANDY	E	18:41	25		1	3		4		13	9	59	1	2	1				
24	R MORAN, IAN	E	23:13	31	1	1			2	1				1	2			2	1	
27	R KOVALEV, ALEXEI	+2	26:13	25	1	2	2		5	2		1	0				2	1	1	
28	D ROZSIVAL, MICHAL	-1	15:32	25					1	1						2		1	1	
29	L OLIWA, KRZYSZTOF	E	2:46	8										1	5					
33	L LACOUTURE, DAN	-1	13:54	20	1				1					1	2					
38	C HRDINA, JAN	+2	20:07	30						1	7	7	50							
44	R RICHER, STEPHANE	E	10:29	17	1	1			2	1								1	2	
72	R MELOCHE, ERIC	E	8:36	16			1		1	1						1				
95	R MOROZOV, ALEXEI	E	14:58	24		3	1		4									1	1	
	TEAM TOTALS	+5				7	13	12	1	33	12	37	38	49	7	17	7	5	11	11

	COLUMBUS BLUE JACKETS	+/-	TOI	SHF	SHOTS					MS	FW	FL	F%	PN	PIM	HT	TK	GV	BS	
					1	2	3	OT	T											
30	G DENIS, MARC		0:00																	
31	G TUGNUTT, RON		61:33																	
4	D ODELEIN, LYLE	-2	19:12	31		1			1											
5	D PUSHOR, JAMIE	-1	16:51	21	1	1			2											1
7	D QUINT, DERON	-1	20:54	28	1				1											
8	L SANDERSON, GEOFF	+1	23:13	25		1	2		3		8	8	50			1	1		1	
9	R VYBORNÝ, DAVID	+1	12:12	17							1		100							
10	L AUBIN, SERGE	-2	14:21	21	1		1		2	1		4	0	1	2					
14	L WHITNEY, RAY	+1	19:07	22	2		1		3	1							2		2	
16	C SILLINGER, MIKE	E	22:24	26		3			3	1	16	12	57			2	3		1	
18	R KRON, ROBERT	E	16:36	21		3			3										1	
21	C KNUTSEN, ESPEN	-1	27:10	27								2	0			1	1			
28	C WRIGHT, TYLER	-3	16:59	23			1		1		12	8	60	1	2	4				
29	R MARSHALL, GRANT	E	15:01	21		2	2		4					1	2	2	1			
32	D BICANEK, RADIM	+1	12:35	17																
34	D GRAND-PIERRE, J-LUC	E	5:37	7	1				1											1
37	D TIMANDER, MATTIAS	E	23:21	28						1										5
42	C HARKINS, BRETT	E	6:46	10							1	3	25			1			2	
44	D KLESLA, ROSTISLAV	+1	24:01	28	1				1									1	3	
45	L SHELLEY, JODY	+1	4:37	7						1				1	5					
	TEAM TOTALS	-4				7	11	7	0	25	5	38	37	51	4	11	11	8	7	11

TOI=Time On Ice SHF=# of Shifts MS=Missed Shots FW=Faceoffs Won FL=Faceoffs Lost F%=Faceoff Win Percentage  
 PN=Number of Penalties PIM=Penalty Minutes HT=Hits Given TK=Takeaways GV=Giveaways BS=Blocked Shots

© Copyright 2002, National Hockey League

2002-02-28-21.57.18

VISITOR

HOME



4

## Game Summary

Game 0916  
Saturday, March 2, 2002  
3:10 PM ET at Mellon Arena  
Attendance 17,148  
Final

2



ETROIT RED WINGS  
Game 63 Away Game 30

PITTSBURGH PENGUINS  
Game 61 Home Game 30

This NHL Game Report is provided courtesy of the NHL to members of the credentialed media for their exclusive use for news and editorial purposes only and not for any commercial purpose. Any reproduction, use or distribution of this material for a commercial purpose without the express written permission of the NHL is prohibited.

## SCORING SUMMARY

G	Per	Time	Team	Goal Scorer	Assist	Assist	DET	PIT	STR
1	2	1:21	PIT	J. HRDINA (16)	A. MOROZOV (21)		2 11 20 24 29 39	38 5 14 28 30 95	EV
2	2	5:51	DET	B. DEVEREAUX (8)	C. CHELIOS (28)	J. WILLIAMS (1)	21 2 11 24 29 39	5 8 20 22 27 30	EV
3	2	10:40	DET	B. SHANAHAN (33)	N. LIDSTROM (36)	S. FEDOROV (28)	14 5 27 33 39 91	7 11 20 22 27 30	EV
4	3	14:49	DET	S. AVERY (1)	K. MALTBY (13)	T. HOLMSTROM (12)	42 3 18 28 39 96	7 8 16 17 27 30	EV
5	3	18:47	PIT	S. RICHER (12)	J. HRDINA (22)	R. LANG (29)	5 14 24 33 39 91	44 20 22 27 38 95	EV
6	3	19:56	DET	N. LIDSTROM (7)	Unassisted		5 14 17 24 39 91	20 22 27 38 44 95	EV-EN

## DETROIT RED WINGS

#	Per	Time	Player	PIM	Penalty
2	2	6:53	91 S. FEDOROV	2:00	Roughing
2	2	11:51	27 F. OLAUSSON	2:00	Hooking - Obstruction
3	3	2:47	18 K. MALTBY	2:00	Tripping
4	3	6:47	42 S. AVERY	2:00	Diving

## PITTSBURGH PENGUINS

#	Per	Time	Player	PIM	Penalty
1	2	3:10	29 K. OLIWA	2:00	Roughing
2	2	11:16	24 J. MORAN	2:00	Interference
3	3	6:47	20 R. LANG	2:00	Hooking

## GOALS BY PER.

	DET	PIT
1	0	0
2	2	1
3	2	1
T	4	2

## SHOTS ON GOAL

	DET	PIT
1	7	1
2	14	10
3	9	11
T	30	22

## PENALTIES-MIN

	DET	PIT
1	0-0	0-0
2	2-4	2-4
3	2-4	1-2
T	4-8	3-6

POWERPLAY  
(GOALS-OPP)

	DET	PIT
1	0-0	0-0
2	0-2	0-2
3	0-0	0-1
T	0-2	0-3
Time	2:35	4:35

## ZONE TIME

	DET	PIT	Neutral
1	7:46	7:12	5:02
2	5:50	9:40	4:30
3	9:19	6:51	3:50
T	22:55	23:43	13:22

## GOALIES (GOALS-SHOTS AGAINST)

		1	2	3	T	Time
DET(W)	HASEK	0-1	1-10	1-11	2-22	60:00
PIT(L)	AUBIN	0-7	2-14	1-8	3-29	59:16
PIT	EMPTY NET	0-0	0-0	1-1	1-1	

## THREE STARS

1	DET	21	B. DEVEREAUX
2	PIT	38	J. HRDINA
3	DET	5	N. LIDSTROM

by: Media at Mellon Arena

## OFFICIALS

Referee:	Mike Hasenfratz
Referee:	Dan Marouelli
Linesman:	Brad Kovachik
Linesman:	Troy Sartison

VISITOR

HOME



4

DETROIT RED WINGS  
Game 63 Away Game 30

## Event Summary

Game 0916  
Saturday, March 2, 2002  
3:10 PM ET at Mellon Arena  
Attendance 17,148  
Final

2

PITTSBURGH PENGUINS  
Game 61 Home Game 30

This NHL Game Report is provided courtesy of the NHL to members of the credentialed media for their exclusive use for news and editorial purposes only and not for any commercial purpose. Any reproduction, use or distribution of this material for a commercial purpose without the express written permission of the NHL is prohibited.

		DETROIT RED WINGS	+/-	TOI	SHF	SHOTS					MS	FW	FL	F%	PN	PIM	HT	TK	GV	BS	
						1	2	3	OT	T											
34	G	LEGACE, MANNY		0:00																	
39	G	HASEK, DOMINIK		60:00																	
2	D	FISCHER, JIRI	E	20:22	30			2		2						2		1			
3	D	WALLIN, JESSE	+1	12:15	16											2				1	
5	D	LIDSTROM, NICKLAS	+1	26:05	27	1	2	1		4						1				3	
11	D	DANDENAULT, MATHIEU	E	13:36	18																
13	C	DATSYUK, PAVEL	E	14:04	17					1	8	9	47								
14	L	SHANAHAN, BRENDAN	+1	19:18	27		2			2	1										
17	R	HULL, BRETT	+1	17:46	20		2	1		3	1	2	0							1	
18	L	MALTBY, KIRK	+1	11:23	20		2			2	1			1	2						
20	L	ROBITAILLE, LUC	-1	15:34	17																
21	C	DEVEREAUX, BOYD	+1	12:47	16	1	1			2						1				1	
24	D	CHELIOS, CHRIS	E	26:27	30		2			2						1			1		
27	D	OLAUSSON, FREDRIK	+1	21:23	28									1	2					1	
28	D	DUCHESNE, STEVE	+1	13:32	18	1	1			2	1					1					
29	C	WILLIAMS, JASON	E	14:19	17	1				1	6	8	42								
33	C	DRAPER, KRIS	E	15:38	24		1	1		2	2	1	66								
42	C	AVERY, SEAN	+1	8:09	15	1		2		3	2	3	40	1	2						
91	C	FEDOROV, SERGEI	+1	19:08	26	2	1	2		5	2	11	14	44	1	2				1	
96	L	HOLMSTROM, TOMAS	+1	10:13	16																
		TEAM TOTALS		10			7	14	9	0	30	7	29	37	44	4	8	8	0	3	7

		PITTSBURGH PENGUINS	+/-	TOI	SHF	SHOTS					MS	FW	FL	F%	PN	PIM	HT	TK	GV	BS	
						1	2	3	OT	T											
1	G	HEDBERG, JOHAN		0:00																	
30	G	AUBIN, J-SEBASTIEN		59:16																	
5	D	LAUKKANEN, JANNE	E	18:48	28		1			1						1				1	
7	D	FERENCE, ANDREW	-2	18:03	21		1			1	1					4					
8	D	JONSSON, HANS	-2	12:56	21															1	
11	D	KASPARAITIS, DARIUS	-1	22:29	31		1			1						8				1	
14	C	KRAFT, MILAN	+1	18:00	21	1	2	1		4	7	3	70			1					
16	C	BEECH, KRIS	-1	16:51	20			2		2	3	5	37			1					
17	C	PETERSEN, TOBY	-1	4:18	9							2	0								
20	C	LANG, ROBERT	-2	19:08	23						1	1	50	1	2					2	
22	C	ROBITAILLE, RANDY	-2	20:53	31			1		1	2	11	13	45		1					
24	R	MORAN, IAN	E	22:01	29		1			1				1	2					2	
27	R	KOVALEV, ALEXEI	-3	22:29	24			1		1	2		0			1				1	
28	D	ROZSIVAL, MICHAL	+1	19:55	22											1				2	
23	L	OLIWA, KRZYSZTOF	E	2:13	5									1	2						
33	L	LACOUTURE, DAN	E	13:59	18						1		100			2					
38	C	HRDINA, JAN	+1	22:17	32		1	2		3	14	4	77								
44	R	RICHER, STEPHANE	E	14:36	20		2	3		5	1								1		
72	R	MELOCHE, ERIC	E	3:26	6						1					1				1	
95	R	MOROZOV, ALEXEI	+1	22:20	24		1	1		2	2					1			1	2	
		TEAM TOTALS		-10			1	10	11	0	22	9	37	29	56	3	6	22	1	3	11

TOI=Time On Ice SHF=# of Shifts MS=Missed Shots FW=Faceoffs Won FL=Faceoffs Lost F%=Faceoff Win Percentage  
PN=Number of Penalties PIM=Penalty Minutes HT=Hits Given TK=Takeaways GV=Giveaways BS=Blocked Shots

VISITOR

Game Summary

HOME



4

Game 0929  
Monday, March 4, 2002  
7:08 PM ET at Nassau Coliseum  
Attendance: 13,277  
Final

2



PITTSBURGH  
PENGUINS  
Game 62 Away Game 32

NEW YORK  
ISLANDERS  
Game 61 Home Game 31

SCORING SUMMARY

G	Per	Time	Team	Goal Scorer	Assist	Assist	PIT	NYI	STR
1	1	3:17	NYI	A. YASHIN (26)	S. BATES (23)	M. PARRISH (23)	1 95 38 24 14 5	79 4 37 35 17 8	EV
2	1	4:08	NYI	A. YASHIN (27)	K. JONSSON (16)	M. CZERKAWSKI (21)	1 44 33 16 8 7	79 3 35 29 27 21	EV
3	1	17:31	PIT	J. LAUKKANEN (6)	J. HRDINA (23)	R. LANG (30)	5 1 95 38 27 20	3 35 29 27 17	PP
4	2	11:10	PIT	J. HRDINA (17)	R. ROBITAILLE (8)	A. KOVALEV (29)	38 1 28 27 22 20	3 35 27 17 4	PP
5	3	0:24	PIT	A. KOVALEV (23)	R. LANG (31)		27 1 38 24 20 5	3 35 29 27 17	PP
6	3	19:00	PIT	D. KASPARAITIS (2)	Unassisted		11 1 38 28 27 20	4 79 37 27 21 17	EV-EN

PITTSBURGH PENGUINS

NEW YORK ISLANDERS

#	Per	Time	Player	PIM	Penalty	#	Per	Time	Player	PIM	Penalty
1	2	0:24	11 D. KASPARAITIS	2:00	Interference	1	1	10:35	20 S. WEBB	2:00	Interference
2	2	2:13	7 A. FERENCE	2:00	Hi stick	2	1	16:55	38 D. SCATCHARD	2:00	Tripping
3	2	5:05	38 J. HRDINA	2:00	Interference	3	2	1:47	17 S. BATES	2:00	Holding stick
4	3	11:01	5 J. LAUKKANEN	5:00	Board check (maj)	4	2	4:47	10 M. LINDGREN	2:00	Hooking
5	3	11:26	11 D. KASPARAITIS	2:00	Hi stick	5	2	7:04	38 D. SCATCHARD	2:00	Interference on the goaltender
						6	2	9:44	37 M. PARRISH	2:00	Tripping
						7	2	18:34	55 J. BLAKE	2:00	Roughing
						8	3	7:41	79 A. YASHIN	2:00	Roughing

GOALS BY PER.

SHOTS ON GOAL

PENALTIES-MIN

POWERPLAY (GOALS-OPP)

ZONE TIME

	PIT		NYI		PIT		NYI		PIT		NYI		PIT			NYI		
1	1	2	1	5	8	1	0-0	2-4	1	1-2	0-0	1	8:18	7:34	4:08			
2	1	0	2	7	6	2	3-6	5-10	2	1-4	0-3	2	8:22	6:43	4:55			
3	2	0	3	8	10	3	2-7	1-2	3	1-1	0-2	3	10:45	5:09	4:06			
T	4	2	T	20	24	T	5-13	8-16	T	3-7	0-5	T	27:25	19:26	13:09			
								Time	10:09	9:17								

GOALIES (GOALS-SHOTS AGAINST)

THREE STARS

OFFICIALS

	1	2	3	T	Time	1 PIT	2 PIT	3 NYI	Referee:
PIT(W) HEDBERG	2-8	0-6	0-10	2-24	60:00	1	1	79	Michael McGeough
NYI(L) OSGOOD	1-5	1-7	1-7	3-19	59:33	2	1	79	Tim Peel
NYI EMPTY NET	0-0	0-0	1-1	1-1					Pat Dapuzzo
									Jean Morin

3 Stars picked by: ESPN RADIO NETWORK

© Copyright 2002, National Hockey League

2002-03-04-21.54.04

VISITOR

Event Summary

HOME



4

Game 0929

Monday, March 4, 2002

7:08 PM ET at Nassau Coliseum

Attendance 13,277

Final

2



PITTSBURGH PENGUINS

Game 62 Away Game 32

NEW YORK ISLANDERS

Game 61 Home Game 31

	PITTSBURGH PENGUINS	+/-	TOI	SHF	SHOTS					MS	FW	FL	F%	PN	PIM	HT	TK	GV	BS
					1	2	3	OT	T										
1G	HEDBERG, JOHAN		60:00																
30G	GAUBIN, J-SEBASTIEN		0:00																
5D	LAUKKANEN, JANNE	-1	17:10	26	1	1			2	2			1	5	5			1	
7D	FERENCE, ANDREW	-1	17:24	24									1	2	2			1	
8D	JONSSON, HANS	-1	18:10	22											5			3	
11D	KASPARAITIS, DARIUS	+1	18:45	27			1		1				2	4	4				
14C	KRAFT, MILAN	-1	12:32	19			1		1	1	5	4	55		2	1			
16C	BEECH, KRIS	-1	16:43	21			1		1		4	3	57		1			1	
17C	PETERSEN, TOBY	E	7:23	10						1	3	100			1				
20C	LANG, ROBERT	+1	22:34	30			1		1		1	100						1	
22C	ROBITAILLE, RANDY	E	18:39	29	1	1	1		3		9	11	45					2	
24R	MORAN, IAN	-1	20:43	29	2				2	1								5	
27R	KOVALEV, ALEXEI	+1	22:33	30			1		1	1	3	4	42			1	2	1	
28D	DROZSIVAL, MICHAL	+1	22:19	28											1			1	
29L	OLIWA, KRZYSZTOF	E	5:48	8			1		1										
33L	LACOUTURE, DAN	-1	10:16	15			1		1						2				
38C	HRDINA, JAN	E	21:59	33		2			2	1	7	9	43	1	2			1	
44R	RICHER, STEPHANE	-1	11:30	16														1	
72R	MELOCHE, ERIC	E	7:04	9											2				
95R	MOROZOV, ALEXEI	-1	18:23	22	1	3			4								1	1	
	TEAM TOTALS	-5			5	7	8	0	20	7	32	31	51	5	13	27	2	6	18

	NEW YORK ISLANDERS	+/-	TOI	SHF	SHOTS					MS	FW	FL	F%	PN	PIM	HT	TK	GV	BS
					1	2	3	OT	T										
30G	SNOW, GARTH		0:00																
35G	OSGOOD, CHRIS		59:33																
2D	MEZEI, BRANISLAV	E	8:02	11											3	1			
3D	AUCOIN, ADRIAN	+1	32:48	28		1	4		5	2					1				
4D	HAMRLIK, ROMAN	E	25:22	28			1		1	3						1	1	2	
8D	TARNSTROM, DICK	+1	18:46	24						2								2	
10L	LINDGREN, MATS	E	7:09	12										1	2	2	1		
11C	MILLER, KIP	E	9:19	14						1		1	0				1		
13C	LAPOINTE, CLAUDE	E	13:22	22	1				1	1	8	7	53			1	1	2	
17C	BATES, SHAWN	E	20:02	30	1	2			3		1	100		1	2	4			
18R	CUMMINS, JIM	E	2:01	4															
20R	WEBB, STEVE	E	7:16	13	2				2					1	2	4			
21R	CZERKAWSKI, MARIUSZ	E	16:55	20	1				1	2						2			
27C	PECA, MICHAEL	E	23:54	25		1	2		3		11	6	64			1		3	
29D	JONSSON, KENNY	+1	26:49	31						1								1	
33D	CAIRNS, ERIC	E	7:40	10	1				1							1	1	1	
37R	PARRISH, MARK	E	16:15	22		1	1		2	1				1	2	1			
38C	SCATCHARD, DAVE	E	14:17	24		1			1	1	6	3	66	2	4	7	1		
55L	BLAKE, JASON	E	13:26	22						1	1	0	0	1	2	2		1	
79C	YASHIN, ALEXEI	+1	23:04	28	2		2		4	4	5	14	26	1	2		1	1	
	TEAM TOTALS	+4			8	6	10	0	24	19	31	32	49	8	16	29	7	4	11

TOI=Time On Ice SHF=# of Shifts MS=Missed Shots FW=Faceoffs Won FL=Faceoffs Lost F%=Faceoff Win Percentage  
 PN=Number of Penalties PIM=Penalty Minutes HT=Hits Given TK=Takeaways GV=Giveaways BS=Blocked Shots

© Copyright 2002, National Hockey League

2002-03-04-21.54.04



VISITOR

Game Summary

HOME



5

Game 0934  
 Tuesday, March 5, 2002  
 7:38 PM ET at Mellon Arena  
 Attendance 12,652  
 Final

6



FLORIDA  
 PANTHERS

Game 63 Away Game 32

PITTSBURGH  
 PENGUINS

Game 63 Home Game 31

SCORING SUMMARY

G	Per	Time	Team	Goal Scorer	Assist	Assist	FLA	PIT	STR
1	1	3:48	PIT	R. LANG (18)	M. KRAFT (6)	A. KOVALEV (30)	1 44 28 24 18 10	20 1 28 27 14 11	EV
2	1	10:24	FLA	J. WIEMER (7)	S. OZOLINSH (29)	R. SVEHLA (13)	28 1 44 24 20 10	1 38 33 28 11	PP
3	2	6:06	PIT	R. ROBITAILLE (8)	S. RICHER (9)	D. LACOUTURE (8)	1 49 22 20 12 5	22 1 44 33 24 7	EV
4	2	7:04	FLA	M. NILSON (13)	P. BURE (24)	J. WIEMER (18)	18 1 45 44 28 10	1 72 29 24 17 11	EV
5	2	15:02	PIT	J. HRDINA (18)	R. LANG (32)	M. ROZSIVAL (14)	1 44 28 24 18 10	38 1 28 27 20 11	EV
6	2	18:31	PIT	A. KOVALEV (24)	M. ROZSIVAL (15)		1 44 28 24 10	27 1 38 28 11	EV
7	3	0:52	PIT	R. ROBITAILLE (9)	D. LACOUTURE (9)		1 44 24 20 14 12	22 1 44 33 24 5	EV
8	3	6:07	FLA	K. HUSELIUS (19)	S. OZOLINSH (30)		22 1 44 43 39 24	1 95 24 20 16 5	EV
9	3	11:02	FLA	V. BURE (7)	R. SVEHLA (14)	O. JOKINEN (13)	20 1 44 24 14 12	1 38 27 24 20 5	EV
10	3	12:14	FLA	I. NOVOSELTSEV (9)	K. HUSELIUS (16)		39 1 45 43 29 22	1 44 33 22 8 7	EV
11	4	3:23	PIT	A. KOVALEV (25)	S. RICHER (10)	D. KASPARAITIS (11)	1 44 39 20 10	27 1 44 22 11	EV

FLORIDA PANTHERS

PITTSBURGH PENGUINS

#	Per	Time	Player	PIM	Penalty	#	Per	Time	Player	PIM	Penalty
1	1	5:31	11B. LINDSAY	2:00	Unsportsmanlike conduct	1	1	10:00	17T. PETERSEN	2:00	interference
2	1	18:22	45B. FERENCE	2:00	Cross check	2	1	12:39	44S. RICHER	2:00	Hooking
3	2	3:20	44S. OZOLINSH	2:00	Hooking	3	2	3:20	20R. LANG	2:00	Diving
4	2	17:35	8P. WORRELL	2:00	Diving	4	2	17:35	1J. HEDBERG	2:00	interference
5	3	6:41	8P. WORRELL	5:00	Fighting (maj)	5	3	6:41	29K. OLIWA	10:00	Misconduct (10 min)
6	3	18:53	29D. VAN IMPE	2:00	Cross check	6	3	6:41	29K. OLIWA	5:00	Fighting (maj)
						7	3	6:41	29K. OLIWA	2:00	Instigator
						8	3	6:41	7A. FERENCE	2:00	Roughing
						9	3	18:53	27A. KOVALEV	2:00	Cross check

GOALS BY PER:

SHOTS ON GOAL

PENALTIES-MIN

POWERPLAY (GOALS-OPP)

ZONE TIME

	FLA		PIT		FLA		PIT		FLA		PIT		Neutral		
	FLA	PIT	FLA	PIT	FLA	PIT	FLA	PIT	FLA	PIT	FLA	PIT	FLA	PIT	Neutral
1	1	1	6	6	2	2	1	1	1-2	0-2	1	9:01	6:28	4:31	
2	1	3	5	9	2	2	2	2	0-0	0-0	2	7:33	9:00	3:27	
3	3	1	13	12	3	3	3	3	0-2	0-0	3	6:56	8:22	4:39	
4	0	1	1	3	4	0	4	4	0-0	0-0	4	1:17	1:26	0:40	
T	5	6	25	32	6	9	9	9	1	2	9	24:50	25:16	13:17	
									Time			6:24	4:00		

GOALIES (GOALS-SHOTS AGAINST)

THREE STARS

OFFICIALS

	1	2	3	OT	T	Time	1 PIT	27	A. KOVALEV	Referee:	Mike Leggo	
FLA(L)	LUONGO	1-8	3-9	1-12	1-3	6:32	63:23	2 PIT	22	R. ROBITAILLE	Referee:	Kevin Maguire
PIT(W)	HEDBERG	1-6	1-5	3-13	0-1	5:25	63:23	3 FLA	22	K. HUSELIUS	Linesman:	Derek Amell
											Linesman:	Troy Sartison

3 Stars picked by: Media at Mellon Arena

© Copyright 2002, National Hockey League

2002-03-05-22.42.05

VISITOR

Event Summary

HOME



5

Game 0934

Tuesday, March 5, 2002  
7:38 PM ET at Mellon Arena

6



FLORIDA  
PANTHERS

Game 63 Away Game 32

Attendance 12,652  
Final

PITTSBURGH  
PENGUINS

Game 63 Home Game 31

	FLORIDA PANTHERS	+/-	TOI	SHF	SHOTS					MS	FW	FL	F%	PN	PIM	HT	TK	GV	BS	
					1	2	3	OT	T											
1	G LUONGO, ROBERTO		63:23																	
37	G KIDD, TREVOR		0:00																	
50	NORTON, JEFF	-1	10:53	17						1										
8	L WORRELL, PETER	E	5:04	6										2	7	2				
10	R BURE, PAVEL	-3	28:13	31		1	2	1	4	3									2	
11	L LINDSAY, BILL	E	5:25	9	1				1		2	7	22	1	2	2				
12	C JOKINEN, OLLI	-1	20:23	23	1		1		2		11	9	55			2				
14	L HAGMAN, NIKLAS	E	12:55	18																
18	L NILSON, MARCUS	-1	19:08	26	2	2			4	2	2	5	28							
20	R BURE, VALERI	-2	21:11	26		2	3		5	1		2	0			2				
22	R HUSELIUS, KRISTIAN	+1	15:49	21			2		2			3	0						1	
24	D SVEHLA, ROBERT	-2	31:22	33												5			1	
28	C WIEMER, JASON	-2	21:51	30	1		2		3	2	14	17	45			3	1	1	1	
29	D VAN IMPE, DARREN	+1	18:21	29										1	2					
38	D TETARENKO, JOEY	E	5:00	8																
39	R NOVOSELTSEV, IVAN	+1	13:31	21			2		2							2			1	
43	C RITCHIE, BYRON	+2	11:42	16							8	11	42			3				
44	D DOZOLINSKI, SANDIS	-2	34:33	34			1		1					1	2			1	2	
45	D FERENCE, BRAD	+2	19:11	30	1				1	2				1	2				1	
49	D WARD, TANCE	-1	9:55	16																
	TEAM TOTALS	-8				6	5	13	1	25	11	37	54	41	6	15	22	1	5	6

	PITTSBURGH PENGUINS	+/-	TOI	SHF	SHOTS					MS	FW	FL	F%	PN	PIM	HT	TK	GV	BS	
					1	2	3	OT	T											
1	G HEDBERG, JOHAN		63:23											1	2					
30	G AUBIN, J-SEBASTIEN		0:00																	
50	D LAUKKANEN, JANNE	-1	18:32	22	1				1	3									1	
70	D FERENCE, ANDREW	E	15:57	22		1			1					1	2	2		1		
80	D JONSSON, HANS	-1	17:13	21												2	1			
110	D KASPARAITIS, DARIUS	+3	27:00	33	1	1		1	3							6	1		3	
140	C KRAFT, MILAN	+1	13:34	21			1		1		4	5	44			1				
160	C BEECH, KRIS	-1	15:25	19	1				1	1	1	1	50			1			1	
170	C PETERSEN, TOBY	-1	4:59	9							4	2	68	1	2					
200	C LANG, ROBERT	E	26:18	31	2	2	1		5	2	1	1	50	1	2				1	
220	C ROBITAILLE, RANDY	+2	20:30	34	1	1	4		6		21	10	67						1	
240	R MORAN, IAN	-1	20:16	25													1		1	
270	R KOVALEV, ALEXEI	+3	26:09	30	2	2	2	2	8	1	15	11	57	1	2			1	2	
280	D ROZSIVAL, MICHAL	+3	23:02	31															1	
290	L OLIWA, KRZYSZTOF	-1	2:00	6										3	17					
330	L LACOUTURE, DAN	+1	12:21	20			2		2											
380	C HRDINA, JAN	+1	25:25	34		1			1		8	7	53							
440	R RICHER, STEPHANE	+2	13:50	23		1			1	1				1	2					
720	R MELOCHE, ERIC	-1	4:22	8			1		1							1				
950	R MOROZOV, ALEXEI	-1	15:06	20			1		1							1			1	
	TEAM TOTALS	+6				8	9	12	3	32	8	54	37	59	9	29	14	3	2	12

TOI=Time On Ice SHF=# of Shifts MS=Missed Shots FW=Faceoffs Won FL=Faceoffs Lost F%=Faceoff Win Percentage  
PN=Number of Penalties PIM=Penalty Minutes HT=Hits Given TK=Takeaways GV=Giveaways BS=Blocked Shots

© Copyright 2002, National Hockey League

2002-03-05-22.42.05

VISITOR

Game Summary

HOME



3

Game 0948

Thursday, March 7, 2002  
7:38 PM ET at Mellon Arena

1



CAROLINA HURRICANES

Game 66 Away Game 34

Attendance 15,111  
Final

PITTSBURGH PENGUINS

Game 64 Home Game 32

SCORING SUMMARY

G	Per	Time	Team	Goal Scorer	Assist	Assist	CAR	PIT	STR
1	2	3:29	PIT	J. HRDINA (19)	R. ROBITAILLE (9)	A. KOVALEV (31)	1 17 13 6 4	38 1 95 27 22 5	PP
2	2	9:59	CAR	J. O'NEILL (25)	S. KAPANEN (32)	B. BATTAGLIA (20)	92 1 24 22 13 10	1 72 17 8 7	PP
3	3	6:01	CAR	R. FRANCIS (20)	S. KAPANEN (33)	J. O'NEILL (28)	10 1 92 24 22 17	1 38 33 28 24 11	EV
4	3	13:25	CAR	R. FRANCIS (21)	S. KAPANEN (34)	J. O'NEILL (29)	10 1 92 24 22 2	1 44 33 24 22 5	EV

CAROLINA HURRICANES

PITTSBURGH PENGUINS

#	Per	Time	Player	PIM	Penalty	#	Per	Time	Player	PIM	Penalty
1	1	7:11	26E. COLE	2:00	Hi stick	1	1	17:08	5J. LAUKKANEN	2:00	Holding stick
2	1	8:06	15K. ADAMS	2:00	Tripping	2	1	17:18	38J. HRDINA	2:00	Tripping
3	1	17:02	4A. WARD	2:00	Hooking	3	2	8:31	24I. MORAN	2:00	Holding
4	2	3:10	2G. WESLEY	2:00	Delay of game	4	3	4:01	28M. ROZSIVAL	2:00	Hooking
5	3	2:09	11J. DANIELS	2:00	Interference						
6	3	17:04	26E. COLE	2:00	Hi stick						

GOALS BY PER.

SHOTS ON GOAL

PENALTIES-MIN

POWERPLAY (GOALS-OPP)

ZONE TIME

	CAR		PIT		CAR		PIT		CAR		PIT		ZONE TIME			
	G	A	G	A	P	A	P	A	G	A	G	A	CAR	PIT	Neutral	
1	0	0	1	7	4	1	3-6	2-4	1	0-2	0-3	1	7:19	8:19	4:22	
2	1	1	2	8	6	2	1-2	1-2	2	1-1	1-1	2	6:24	10:10	3:26	
3	2	0	3	6	6	3	2-4	1-2	3	0-1	0-2	3	7:42	7:33	4:45	
T	3	1	T	21	16	T	6-12	4-8	T	1-4	1-6	T	21:25	26:02	12:33	
													Time	5:26	8:17	

GOALIES (GOALS-SHOTS AGAINST)

THREE STARS

OFFICIALS

	IRBE	HEDBERG	1	2	3	T	Time	1 CAR	10	R. FRANCIS	Referee:	Mike Leggo
			CAR(W)	0-4	1-6	0-6	1-16	60:00	2 CAR	92	J. O'NEILL	Referee:
PIT(L)	0-7	1-8	2-6	3-21	58:30	3 CAR	24	S. KAPANEN	Linesman:	Derek Amell		
											Linesman:	Troy Sartison

3 Stars picked by: Media at Mellon Arena

© Copyright 2002, National Hockey League

2002-03-07-22.08.16

VISITOR

Event Summary

HOME



3

CAROLINA HURRICANES  
Game 66 Away Game 34

Game 0948  
Thursday, March 7, 2002  
7:38 PM ET at Mellon Arena  
Attendance 15,111  
Final

1



PITTSBURGH PENGUINS  
Game 64 Home Game 32

	CAROLINA HURRICANES	+/-	TOI	SHF	SHOTS															
					1	2	3	OT	T	MS	FW	FL	F%	PN	PIM	HT	TK	GV	BS	
1	GIRBE, ARTURS		60:00																	
35	GBARRASSO, TOM		0:00																	
2	WESLEY, GLEN	+1	20:05	27		1				1	1				1	2				
4	WARD, AARON	E	15:49	22	1					1	1				1	2				2
5	MALIK, MAREK	E	17:51	21						1	1									1
6	HEDICAN, BRET	E	20:18	25	2		1			3							1			1
7	WALLIN, NICLAS	E	12:14	15													1			
10	FRANCIS, RON	+2	22:15	25			2			2		8	4	66					1	
11	DANIELS, JEFF	E	13:49	21							1	1		100	1	2	1		1	1
13	BATTAGLIA, BATES	E	22:36	27							1						1			1
15	ADAMS, KEVYN	E	2:45	5									1	0	1	2				
17	BRIND'AMOUR, ROD	+1	24:09	30	1					1	1	12	10	54						2
20	LANGDON, DARREN	E	1:45	2																
22	HILL, SEAN	+2	24:11	27	1	1	1			3								2		1
23	GELINAS, MARTIN	E	14:31	20			1			1	1							1		
24	KAPANEN, SAMI	+2	21:09	23	2	2	1			5			1	0				1		
26	COLE, ERIK	E	18:19	23		1				1					2	4				
45	DTANABE, DAVID	E	3:20	5																
63	VASICEK, JOSEF	E	14:36	19		1				1	1	6	5	54				1		
92	O'NEILL, JEFF	+2	19:55	24		2				2	2	11	5	68				2		
	TEAM TOTALS	+10				7	8	6	0	21	9	38	26	59	6	12	11	1	2	9

	PITTSBURGH PENGUINS	+/-	TOI	SHF	SHOTS																
					1	2	3	OT	T	MS	FW	FL	F%	PN	PIM	HT	TK	GV	BS		
1	HEDBERG, JOHAN		58:30																		
30	GAUBIN, J-SEBASTIEN		0:00																		
5	LAUKKANEN, JANNE	-1	19:09	25	1					1	1				1	2	3				
7	FERENCE, ANDREW	E	18:54	21																4	
8	JONSSON, HANS	E	17:18	20														2			
11	KASPARAITIS, DARIUS	-1	20:04	28														5		2	
14	KRAFT, MILAN	E	13:56	17	1					1	2	2	6	25							
16	BEECH, KRIS	E	17:46	19			1			1	1		1	0			2				
17	PETERSEN, TOBY	E	4:25	8		1				1			1	0			1	1			
22	ROBITAILLE, RANDY	-1	22:57	27	1		1			2	2	8	11	42							
24	MORAN, IAN	-2	15:52	24			1			1	1				1	2	1				
27	KOVALEV, ALEXEI	E	28:48	26		1	2			3	4	4	5	44				1			
28	ROZSIVAL, MICHAL	-1	20:58	28		1				1					1	2	1		1	1	
29	OLIWA, KRZYSZTOF	E	0:23	1																	
33	LACOUTURE, DAN	-2	15:55	24	1					1										1	
38	HRDINA, JAN	-1	24:32	33		1				1		12	14	46	1	2				1	
44	RICHER, STEPHANE	-1	15:39	25							1									1	
72	MELOCHE, ERIC	E	10:37	13																	
82	STRAKA, MARTIN	E	5:56	6																	
95	MOROZOV, ALEXEI	E	21:00	23		2	1			3								2		1	
	TEAM TOTALS	-10				4	6	6	0	16	12	26	38	41	4	8	18	1	2	11	

TOI=Time On Ice SHF=# of Shifts MS=Missed Shots FW=Faceoffs Won FL=Faceoffs Lost F%=Faceoff Win Percentage  
PN=Number of Penalties PIM=Penalty Minutes HT=Hits Given TK=Takeaways GV=Giveaways BS=Blocked Shots

© Copyright 2002, National Hockey League

2002-03-07-22.08.16

VISITOR

HOME



2

## Game Summary

Game 0964  
Saturday, March 9, 2002  
3:10 PM ET at Mellon Arena  
Attendance 16,958  
Final

3



NEW YORK RANGERS  
Game 86 Away Game 33

PITTSBURGH PENGUINS  
Game 65 Home Game 33

This NHL Game Report is provided courtesy of the NHL to members of the credentialed media for their exclusive use for news and editorial purposes only and not for any commercial purpose. Any reproduction, use or distribution of this material for a commercial purpose without the express written permission of the NHL is prohibited.

## SCORING SUMMARY

G	Per	Time	Team	Goal Scorer	Assist	Assist	NYR	PIT	STR
1	1	18:03	PIT	M. KRAFT (7)	A. MOROZOV (22)	K. BEECH (14)	2 26 33 35 37	14 1 5 16 27 95	PP
2	2	4:59	NYR	A. JOHANSSON (14)	M. SAMUELSSON (9)	D. KARPA (7)	26 22 32 33 35 37	1 5 12 17 24 41	EV
3	2	10:51	PIT	K. BEECH (8)	A. KOVALEV (32)	M. KRAFT (7)	2 16 34 35 88	16 1 14 27 28 44	PP
4	3	18:09	NYR	S. MCCARTHY (6)	T. FLEURY (35)	M. YORK (36)	10 2 14 16 34 35	1 7 8 12 16 22	EV
5	4	0:37	PIT	J. HRDINA (20)	A. KOVALEV (33)		2 14 16 33 35	38 1 8 11 27	EV

## NEW YORK RANGERS

#	Per	Time	Player	PIM	Penalty
1	1	0:50	2 B. LEETCH	2:00	Tripping
1	1	5:39	23 V. MALAKHOV	2:00	Tripping
3	1	14:13	14 T. FLEURY	2:00	Roughing
4	1	16:35	88 E. LINDROS	2:00	Cross check
5	2	0:49	34 B. BERARD	2:00	Holding
6	2	9:04	10 S. MCCARTHY	2:00	Board check
7	3	3:00	2 B. LEETCH	2:00	Hooking
8	3	3:14	22 T. KLOUCEK	2:00	Cross check

## PITTSBURGH PENGUINS

#	Per	Time	Player	PIM	Penalty
1	1	14:13	11 D. KASPARAITIS	2:00	Roughing
2	1	18:35	11 D. KASPARAITIS	2:00	Holding
3	2	2:10	27 A. KOVALEV	2:00	Tripping - Obstruction
4	2	17:37	38 J. HRDINA	2:00	Tripping
5	3	12:24	11 D. KASPARAITIS	2:00	Charging

## GOALS BY PER.

	NYR	PIT
1	0	1
2	1	1
3	1	0
4	0	1
T	2	3

## SHOTS ON GOAL

	NYR	PIT
1	3	11
2	14	11
3	9	7
4	0	2
T	26	31

## PENALTIES-MIN

	NYR	PIT
1	4-8	2-4
2	2-4	2-4
3	2-4	1-2
4	0-0	0-0
T	8-16	5-10

POWERPLAY  
(GOALS-OPP)

	NYR	PIT
1	0-1	1-3
2	0-2	1-2
3	0-1	0-2
4	0-0	0-0
T	0-4	2-7
Time	7:21	12:36

## ZONE TIME

	NYR	PIT	Neutral
1	0:00	7:21	3:44
2	7:25	8:10	4:25
3	8:29	8:27	3:04
4	0:14	0:18	0:05
T	16:08	24:16	11:18

## GOALIES (GOALS-SHOTS AGAINST)

	1	2	3	OT	T	Time
NYR(L) RICHTER	1-11	1-11	0-7	1-2	3-31	60:37
PIT(W) HEDBERG	0-3	1-14	1-9	0-0	2-26	60:37

## THREE STARS

1	PIT	16	K. BEECH
2	PIT	38	J. HRDINA
3	PIT	14	M. KRAFT

by: Media at Mellon Arena

## OFFICIALS

Referee:	Paul Devorski
Referee:	Paul Stewart
Linesman:	Mark Pare
Linesman:	Ray Scapinello

VISITOR



2

NEW YORK RANGERS  
Game 66 Away Game 33

## Event Summary

Game 0964  
Saturday, March 9, 2002  
3:10 PM ET at Mellon Arena  
Attendance 16,958  
Final

HOME

3



PITTSBURGH PENGUINS  
Game 65 Home Game 33

This NHL Game Report is provided courtesy of the NHL to members of the credentialed media for their exclusive use for news and editorial purposes only and not for any commercial purpose. Any reproduction, use or distribution of this material for a commercial purpose without the express written permission of the NHL is prohibited.

		NEW YORK RANGERS	+/-	TOI	SHF	SHOTS										HT	TK	GV	BS	
						1	2	3	OT	T	MS	FW	FL	F%	PN					PIM
31	G	BLACKBURN, DANIEL		0:00																
35	G	RICHTER, MIKE		60:37																
2	D	LEETCH, BRIAN	E	28:46	31			2		2	1				2	4	1			1
6	C	MALHOTRA, MANNY	E	3:07	6							1	3	25						
10	R	MCCARTHY, SANDY	+1	12:51	21		1	1		2	1				1	2	2			
14	R	FLEURY, THEOREN	E	27:07	29		5	1		6					1	2	2		1	1
16	C	YORK, MIKE	E	23:14	30	1	2	2		5		3	6	33			1		1	1
20	R	DVORAK, RADEK	E	19:35	27												1		1	1
21	L	MCKENNA, STEVE	E	0:00	0												1		1	1
22	D	KLOUCEK, TOMAS	+1	15:43	20			1		1					1	2				1
23	D	MALAKHOV, VLADIMIR	E	6:33	8	1	1			2					1	2	2			
24	D	LEFEBVRE, SYLVAIN	E	19:20	25		2	1		3							4			
26	L	JOHANSSON, ANDREAS	+1	16:56	22		2			2		1	1	50					1	
32	L	TOMS, JEFF	+1	12:11	15							3	4	42					1	
33	D	KARPA, DAVE	E	22:30	26						1						3			2
34	D	BERARD, BRYAN	+1	18:47	26			1		1					1	2				3
36	R	BARNABY, MATTHEW	E	5:22	6															
37	R	SAMUELSSON, MIKAEL	+1	14:07	17						2									1
88	C	LINDROS, ERIC	E	15:27	19		1			1		10	9	52	1	2	1			
93	C	NEDVED, PETR	E	18:29	25	1				1	4	13	7	65						2
		TEAM TOTALS	6			3	14	9	0	26	10	31	30	51	8	16	17	0	5	13

		PITTSBURGH PENGUINS	+/-	TOI	SHF	SHOTS										HT	TK	GV	BS	
						1	2	3	OT	T	MS	FW	FL	F%	PN					PIM
1	G	HEDBERG, JOHAN		60:37																
30	G	AUBIN, J-SEBASTIEN		0:00																
5	D	LAUKKANEN, JANNE	-1	18:59	21		2	1		3	2						2			2
7	D	FERENCE, ANDREW	-1	13:31	22	1				1							2			1
8	D	JONSSON, HANS	E	13:02	21												1			
11	D	KASPARAITIS, DARIUS	+1	22:37	29										3	6	5		1	1
12	R	TIBBETTS, BILLY	-2	7:12	12			1		1	1						5			
14	C	KRAFT, MILAN	E	9:23	11	1				1	2	1	1	50			1			
16	C	BEECH, KRIS	-1	15:56	20	1	2			3		1	2	33			2	1	1	
17	C	PETERSEN, TOBY	-1	9:27	18	1		1		2	1	2	1	66						
22	C	ROBITAILLE, RANDY	-1	23:45	24	2	2	1		5		10	14	41			1			1
24	R	MORAN, IAN	-1	18:38	24												1			1
27	R	KOVALEV, ALEXEI	+1	29:24	32	2	1	2		5	3		1	0	1	2	1	1	1	
28	D	ROZSIVAL, MICHAL	E	23:02	30	1	1			2							1			2
33	L	LACOUTURE, DAN	E	6:34	10												3			
38	C	HRDINA, JAN	+1	25:32	34		2		2	4	1	14	10	58	1	2			1	
41	C	ENDICOTT, SHANE	-1	6:11	11							1	2	33						
44	R	RICHER, STEPHANE	E	15:21	22		1	1		2	1	1		100			1	1		
72	R	MELOCHE, ERIC	E	7:59	11												2			2
95	R	MOROZOV, ALEXEI	E	21:04	24	2				2									1	
		TEAM TOTALS	-6			11	11	7	2	31	11	30	31	49	5	10	28	4	4	10

TOI=Time On Ice SHF=# of Shifts MS=Missed Shots FW=Faceoffs Won FL=Faceoffs Lost F%=Faceoff Win Percentage  
PN=Number of Penalties PIM=Penalty Minutes HT=Hits Given TK=Takeaways GV=Giveaways BS=Blocked Shots

VISITOR

Game Summary

HOME



4

Game 0980  
Monday, March 11, 2002  
7:38 PM ET at Mellon Arena

2



COLUMBUS BLUE  
JACKETS  
Game 66 Away Game 32

Attendance 13,422  
Final

PITTSBURGH  
PENGUINS  
Game 66 Home Game 34

SCORING SUMMARY

G	Per	Time	Team	Goal Scorer	Assist	Assist	CBJ	PIT	STR
1	1	15:21	CBJ	R. WHITNEY (16)	M. SILLINGER (18)	K. DINEEN (8)	14 1 32 16 11 5	1 44 22 16 8 7	EV
2	2	2:00	CBJ	R. WHITNEY (17)	M. SILLINGER (19)	E. KNUTSEN (27)	14 1 32 21 16 5	1 44 22 16 11 8	EV
3	2	9:07	PIT	A. MOROZOV (16)	M. ROZSIVAL (16)	R. ROBITAILLE (10)	1 44 28 18 5	95 1 38 28 27 22	PP
4	2	11:25	CBJ	M. SILLINGER (17)	D. QUINT (13)	R. WHITNEY (32)	16 1 21 14 8 7	1 72 24 17 11	PP
5	2	17:00	PIT	A. KOVALEV (26)	M. ROZSIVAL (17)	S. RICHER (11)	1 28 10 5 4	27 1 44 28 16 14	PP
6	3	19:03	CBJ	M. SILLINGER (18)	R. WHITNEY (33)		16 1 21 14 7 4	1 38 28 27 16 7	EV

COLUMBUS BLUE JACKETS

PITTSBURGH PENGUINS

#	Per	Time	Player	PIM	Penalty	#	Per	Time	Player	PIM	Penalty
1	1	0:22	37M. TIMANDER	2:00	Hooking	1	2	4:02	33D. LACOUTURE	5:00	Fighting (maj)
2	2	4:02	4L. ODELEIN	5:00	Fighting (maj)	2	2	10:11	41S. ENDICOTT	2:00	Interference
3	2	4:35	37M. TIMANDER	2:00	Holding	3	2	17:57	8H. JONSSON	2:00	Hi stick
4	2	7:37	29G. MARSHALL	2:00	Unsportsmanlike conduct	4	2	19:01	11D. KASPARAITIS	2:00	Holding
5	2	16:31	16M. SILLINGER	2:00	Tripping						
6	3	7:31	44R. KLESLA	2:00	Holding						

GOALS BY PER.

SHOTS ON GOAL

PENALTIES-MIN

POWERPLAY (GOALS-OPP)

ZONE TIME

	CBJ	PIT		CBJ	PIT		CBJ	PIT		CBJ	PIT		CBJ	PIT	Neutral
1	1	0	1	9	15	1	1-2	0-0	1	0-0	0-1	1	9:10	7:02	3:48
2	2	2	2	6	15	2	4-11	4-11	2	1-3	-2-3	2	8:41	7:36	3:43
3	1	0	3	4	6	3	1-2	0-0	3	0-0	0-1	3	10:21	5:51	3:48
T	4	2	T	19	36	T	6-15	4-11	T	1-3	-2-5	T	28:12	20:29	11:19
									Time	5:14	7:59				

GOALIES (GOALS-SHOTS AGAINST)

THREE STARS

OFFICIALS

	1	2	3	T	Time	1 CBJ	1	J. LABBE	Referee:	Blaine Angus
CBJ(W)	0-15	2-15	0-6	2-36	60:00	2 CBJ	14	R. WHITNEY	Referee:	Kevin Maguire
PIT(L)	1-9	2-6	1-4	4-19	59:20	3 CBJ	16	M. SILLINGER	Linesman:	Brad Kovachik
									Linesman:	Steve Miller

3 Stars picked by: Media at Mellon Arena

© Copyright 2002, National Hockey League

2002-03-11-22.20.28

VISITOR

Event Summary

HOME



4

Game 0980  
Monday, March 11, 2002  
7:38 PM ET at Mellon Arena

2



COLUMBUS BLUE JACKETS  
Game 66 Away Game 32

Attendance 13,422  
Final

PITTSBURGH PENGUINS  
Game 66 Home Game 34

	COLUMBUS BLUE JACKETS	+/-	TOI	SHF	SHOTS					MS	FW	FL	F%	PN	PIM	HT	TK	GV	BS	
					1	2	3	OT	T											
1G	LABBE, JEAN		60:00																	
31G	TUGNUTT, RON		0:00																	
4D	ODELEIN, LYLE	+1	21:25	25						1			1	5				1		
5D	PUSHOR, JAMIE	+2	15:17	21												1		1		
7D	QUINT, DERON	+1	21:02	25		1				1								2		
8L	SANDERSON, GEOFF	E	16:27	19	2					2	2									
9R	VYBORNYY, DAVID	E	7:45	9						2										
10L	AUBIN, SERGE	E	16:00	21							9	5	64			2	1	1		
11R	DINEEN, KEVIN	+1	6:19	7																
14L	WHITNEY, RAY	+3	18:18	22	1	3	1			5							1	1		
16C	SILLINGER, MIKE	+3	23:32	31	2	1	1			4	1	23	15	60	1	2	1			
18R	KRON, ROBERT	E	15:36	23														1		
21C	KNUTSEN, ESPEN	+2	23:39	28	1					1	1	2	33			1				
28C	WRIGHT, TYLER	E	19:48	26							5	11	31			4		1		
29R	MARSHALL, GRANT	E	14:19	15		1	2			3				1	2	1		1		
32D	BICANEK, RADIM	+2	11:16	14	1					1										
34D	GRAND-PIERRE, J-LUC	E	15:22	27														2		
37D	TIMANDER, MATTIAS	E	19:46	29	1					1				2	4			1		
44D	KLESLA, ROSTISLAV	E	23:23	34	1					1				1	2	2				
48L	SHELLEY, JODY	E	2:50	4												1				
	TEAM TOTALS	+15				9	6	4	0	19	6	38	33	54	6	15	13	2	3	9

	PITTSBURGH PENGUINS	+/-	TOI	SHF	SHOTS					MS	FW	FL	F%	PN	PIM	HT	TK	GV	BS	
					1	2	3	OT	T											
1G	HEDBERG, JOHAN		59:20																	
30G	AUBIN, J-SEBASTIEN		0:00																	
5D	LAUKKANEN, JANNE	E	19:09	23	3	1				4	1									
7D	PERENCE, ANDREW	-2	16:50	21			1			1	2					2				
8D	JONSSON, HANS	-2	15:22	22										1	2	1		1		
11D	KASPARAITIS, DARIUS	-1	18:22	24										1	2	6		1		
12R	TIBBETTS, BILLY	E	11:28	15		2				2						3		1		
14C	KRAFT, MILAN	E	11:21	15							3	7	30			1				
16C	BEECH, KRIS	-3	18:33	18	1					1	2	2	0			1				
17C	PETERSEN, TOBY	E	6:21	9	1					1	1									
22C	ROBITAILLE, RANDY	-2	20:39	22	1	2	1			4	2	14	8	63						
24R	MORAN, IAN	E	21:53	25	1					1								1		
27R	KOVALEV, ALEXEI	-1	25:18	29	2	4	1			7	3	2	4	33		2				
28D	ROZSIVAL, MICHAL	-1	22:36	27	1					1								1		
33L	LACOUTURE, DAN	E	5:16	7										1	5	1				
38C	HRDINA, JAN	-1	22:44	28	1		1			2		11	12	47				1		
41C	ENDICOTT, SHANE	E	12:03	15		2				2		3	4	42	1	2	1	1		
44R	RICHER, STEPHANE	-2	16:48	18	1	1	1			3								1		
72R	MELOCHE, ERIC	E	9:17	11	1					1	1		0							
95R	MOROZOV, ALEXEI	E	21:10	23	2	3	1			6	3						1	1		
	TEAM TOTALS	-15				15	15	6	0	36	15	33	38	46	4	11	18	1	4	5

TOI=Time On Ice SHF=# of Shifts MS=Missed Shots FW=Faceoffs Won FL=Faceoffs Lost F%=Faceoff Win Percentage  
PN=Number of Penalties PIM=Penalty Minutes HT=Hits Given TK=Takeaways GV=Giveaways BS=Blocked Shots

© Copyright 2002, National Hockey League

2002-03-11-22.20.28



VISITOR

Game Summary

HOME



2

Game 0995  
 Wednesday, March 13, 2002  
 7:38 PM PT at Arrowhead Pond  
 Attendance: 12,536  
 Final

4



PITTSBURGH  
 PENGUINS  
 Game 67 Away Game 33

MIGHTY DUCKS OF  
 ANAHEIM  
 Game 67 Home Game 34

SCORING SUMMARY										
G	Per	Time	Team	Goal Scorer	Assist	Assist	PIT	ANA	STR	
1	1	15:12	ANA	M. CULLEN (17)	G. TITOV (9)	P. KJELLBERG (11)	5 33 30 14 12 8	17 7 35 18 13 10		EV
2	1	15:59	PIT	S. RICHER (13)	R. ROBITAILLE (11)	J. MORAN (6)	44 11 30 24 22 16	7 35 27 25 21 10		EV
3	1	19:20	ANA	M. CULLEN (18)	M. LECLERC (19)	T. PARSSINEN (2)	7 72 33 30 24 12	17 5 35 33 29 12		EV
4	2	2:10	ANA	R. SALEI (3)	J. YORK (17)	M. LECLERC (20)	7 41 30 24 17 16	24 12 35 33 19 18		EV
5	2	14:01	ANA	S. ROCCHIN (5)	T. PARSSINEN (3)	J. FRIESEN (25)	5 38 30 27 24 7	20 5 35 29 11 10		EV
6	3	5:35	PIT	A. MOROZOV (17)	R. ROBITAILLE (12)	J. HRDINA (24)	95 5 38 30 27 22	7 35 24 19 18		PP

PITTSBURGH PENGUINS					MIGHTY DUCKS OF ANAHEIM						
#	Per	Time	Player	PIM	Penalty	#	Per	Time	Player	PIM	Penalty
1	1	4:17	41S. ENDICOTT	2:00	Holding	1	1	15:59	25K. SAWYER	2:00	Slashing
2	2	11:59	5J. LAUKKANEN	2:00	Hi stick	2	3	4:43	5V. VISHNEVSKI	2:00	Tripping
3	2	17:56	95A. MOROZOV	2:00	Holding	3	3	17:48	11J. FRIESEN	2:00	Holding

GOALS BY PER.		SHOTS ON GOAL		PENALTIES-MIN		POWERPLAY (GOALS-OPP)		ZONE TIME				
	PIT	ANA	PIT	ANA	PIT	ANA	PIT	ANA	PIT	ANA	Neutral	
1	1	2	10	14	1	1-2	1	0-1	1	8:05	7:17	4:38
2	0	2	10	11	2	2-4	0-0	2	2	8:05	7:10	4:45
3	1	0	3	11	3	0-0	2-4	3	3	7:01	7:40	5:19
T	2	4	31	28	3	3-6	3-6	T	1-3	23:11	22:07	14:42
							Time	4:52	6:00			

GOALIES (GOALS-SHOTS AGAINST)					THREE STARS			OFFICIALS			
		1	2	3	T	Time	1 ANA	17	M. CULLEN	Referee:	Greg Kimmerty
PIT(L)	AUBIN	2-14	2-11	0-3	4-28	58:29	2 ANA	29	T. PARSSINEN	Referee:	Mike Leggo
ANA(W)	GIGUERE	1-10	0-10	1-11	2-31	60:00	3 ANA	19	A. MCDONALD	Linesman:	Darren Gibbs
										Linesman:	Troy Sartison

3 Stars picked by:

© Copyright 2002, National Hockey League

2002-03-13-22.08.44

VISITOR

Event Summary

HOME



2

Game 0995  
 Wednesday, March 13, 2002  
 7:38 PM PT at Arrowhead Pond  
 Attendance 12,536

4



PITTSBURGH PENGUINS  
 Game 67 Away Game 33

Final

MIGHTY DUCKS OF ANAHEIM  
 Game 67 Home Game 34

	PITTSBURGH PENGUINS	+/-	TOI	SHF	SHOTS					MS	FW	FL	F%	PN	PIM	HT	TK	GV	BS	
					1	2	3	OT	T											
1G	HEDBERG, JOHAN		0:00																	
30G	AUBIN, J-SEBASTIEN		58:29																1	
5D	LAUKKANEN, JANNE	-2	18:23	26										1	2	2	1		1	
7D	FERENCE, ANDREW	-3	19:41	26		1				1						2				
8D	JONSSON, HANS	-1	22:02	35	1					1						3			1	
11D	KASPARAITIS, DARIUS	+1	24:32	32	1	1				2	1					1		1	1	
12R	TIBBETTS, BILLY	-2	9:37	12	1		1			2		1	2	33						
14C	KRAFT, MILAN	-1	5:01	8						1	1	3	25							
16C	BEECH, KRIS	E	16:37	18	1	1				2	1	1	0							
17C	PETERSEN, TOBY	-1	7:23	11						1		4	0							
22C	ROBITAILLE, RANDY	+1	21:20	22	1		1			2	2	8	6	57				1		
24R	MORAN, IAN	-2	25:40	29		1	1			2	1					1			3	
27R	KOVALEV, ALEXEI	-1	29:52	28	2	1	2			5	2	5	5	50						
28D	DROZIVAL, MICHAL	E	4:14	8												3			1	
33L	LACOUTURE, DAN	-2	5:16	9																
38C	HRDINA, JAN	-1	26:52	29		2	1			3		12	10	54		2	1	2		
41C	ENDICOTT, SHANE	-1	7:22	11								3	0	1	2					
44R	RICHER, STEPHANE	+1	17:11	21	1	2	1			4	1	1	100					1	1	
72R	MELOCHE, ERIC	-1	10:07	14	1	1	2			4		1	0						2	
95R	MOROZOV, ALEXEI	E	24:19	27	1		2			3				1	2	1				
	TEAM TOTALS	-15				10	10	11	0	31	10	28	35	44	3	6	15	2	6	10

	MIGHTY DUCKS OF ANAHEIM	+/-	TOI	SHF	SHOTS					MS	FW	FL	F%	PN	PIM	HT	TK	GV	BS	
					1	2	3	OT	T											
31G	SHIELDS, STEVE		0:00																	
35G	GIGUERE, J		60:00																	2
3D	CARNEY, KEITH	E	25:04	25		1				1						1	1			
5D	VISHNEVSKI, VITALY	+2	24:30	25	1					1	2			1	2	3			1	
7D	TRNKA, PAVEL	E	14:15	20		1				1	1					2				
9L	KARIYA, PAUL	E	22:38	23		1				1	1	1	1	50				1	2	
10D	VERDOVSKY, OLEG	+1	17:29	20	2					2	1					1				
11L	FRIESEN, JEFF	+1	20:28	23	2	1	1			4	1				1	2	3		1	
12L	LECLERC, MIKE	+2	16:53	17	1	2				3						1				
13L	TITOV, GERMAN	+1	12:47	17	1					1		1	100				1			
17C	CULLEN, MATT	+2	17:33	23	3					3	1	9	5	64					2	
18R	KJELLBERG, PATRIC	+2	15:58	20	1		1			2	2									
19C	MCDONALD, ANDY	+1	18:43	19	1	1				2		9	11	45		2				
20C	RUCCHIN, STEVE	+1	19:31	22		1				1		12	10	54			2			
21R	BYLSMA, DAN	-1	7:16	11								3	1	75		2			1	
24D	SALEI, RUSLAN	+1	19:05	25		1				1	4					3	1			
25L	SAWYER, KEVIN	-1	5:27	10											1	2	1	1		
27L	LAMBERT, DENNY	-1	5:20	8	1					1										
29L	PARSSINEN, TIMO	+2	13:37	17	1					1	2						1	1	1	
33D	YORK, JASON	+2	17:10	20		2	1			3	1					1			1	
	TEAM TOTALS	+15				14	11	3	0	28	16	35	28	56	3	6	20	7	9	4

TOI=Time On Ice SHF=# of Shifts MS=Missed Shots FW=Faceoffs Won FL=Faceoffs Lost F%=Faceoff Win Percentage  
 PN=Number of Penalties PIM=Penalty Minutes HT=Hits Given TK=Takeaways GV=Giveaways BS=Blocked Shots

© Copyright 2002, National Hockey League

2002-03-13-22.08.44

VISITOR

Game Summary

HOME



3

Game 1018  
 Saturday, March 16, 2002  
 12:08 PM PT at Staples Center  
 Attendance 18,118  
 Final

4



LOS ANGELES  
 KINGS  
 Game 68 Home Game 34

PITTSBURGH  
 PENGUINS  
 Game 68 Away Game 34

SCORING SUMMARY

G	Per	Time	Team	Goal Scorer	Assist	Assist	PIT	L.A	STR
1	1	0:13	L.A	M. ELORANTA (6)	B. CHARTRAND (9)	J. LAPERRIERE (12)	5 95 38 30 27 24	42 14 43 39 29 22	EV
2	1	6:45	L.A	M. SCHNEIDER (6)	J. ALLISON (41)	Z. RALFFY (20)	11 30 29 28 17 14	10 3 41 39 33 28	EV
3	1	15:03	L.A	N. EMERSON (5)	L. VISNOVSKY (14)	A. DEADMARSH (27)	5 33 30 24 18 12	19 17 44 39 28 24	EV
4	2	16:41	L.A	J. BEDNAR (1)	M. SCHNEIDER (20)	C. JOHNSON (13)	1 38 27 8 4	7 43 39 23 21 10	PP
5	3	9:49	PIT	R. ROBITAILLE (10)	A. KOVALEV (34)	M. ROZSIVAL (18)	22 1 95 38 27 5	14 44 39 28 21	PP
6	3	14:28	PIT	M. ROZSIVAL (6)	A. KOVALEV (35)	R. ROBITAILLE (13)	28 1 38 27 22 14	3 39 23 21 14	PP
7	3	14:55	PIT	K. BEECH (9)	M. KRAFT (8)	L. MORAN (7)	16 1 44 24 14 11	17 44 41 39 33 28	EV

PITTSBURGH PENGUINS

LOS ANGELES KINGS

#	Per	Time	Player	PIM	Penalty	#	Per	Time	Player	PIM	Penalty
1	1	7:56	8 H. JONSSON	2:00	Cross check	1	2	2:11	44 J. MODRY	2:00	Tripping
2	2	6:02	12 B. TIBBETTS	2:00	Hooking - Obstruction	2	2	7:57	10 M. SCHNEIDER	2:00	Holding stick
3	2	14:51	12 B. TIBBETTS	2:00	Tripping	3	3	7:39	21 B. SMOLINSKI	2:00	Tripping
4	3	5:24	28 M. ROZSIVAL	2:00	Hooking	4	3	8:20	3 A. MILLER	2:00	Hitting stick
5	3	5:24	18 S. DONOVAN	2:00	Diving	5	3	13:01	Team	2:00	Too many men/ice - bench
6	3	11:21	12 B. TIBBETTS	2:00	Cross check						

GOALS BY PER		SHOTS ON GOAL		PENALTIES-MIN		POWERPLAY (GOALS-OPP)		ZONE TIME							
	PIT	L.A		PIT	L.A		PIT	L.A		PIT	L.A	Neutral			
1	0	3	1	8	10	1	1:2	0:0	1	0:0	0:1	1	7:52	8:08	4:00
2	0	1	2	9	7	2	2:4	2:4	2	0:2	1:2	2	8:34	6:40	4:46
3	3	0	3	6	7	3	3:6	3:6	3	2:3	0:3	3	6:58	8:37	4:25
T	3	4	T	23	24	T	6:12	5:10	T	2:5	1:6	T	23:24	23:25	13:11
							Time	8:31	11:25						

GOALIES (GOALS-SHOTS AGAINST)				THREE STARS				OFFICIALS			
		1	2	3	T	Time	1 L.A	10	M. SCHNEIDER	Referee:	Kerry Fraser
PIT(L)	HEDBERG	0-0	1-7	0-7	1-14	39:49	2 PIT	22	R. ROBITAILLE	Referee:	Kevin Pollock
PIT	AUBIN	3-10	0-0	0-0	3-10	20:00	3 L.A	42	M. ELORANTA	Linesman:	Don Henderson
L.A(W)	POTVIN	0-8	0-9	3-6	3-23	59:42				Linesman:	Froy Sarison

3 Stars picked by: Media

© Copyright 2002, National Hockey League

2002-03-16-14.37.26

VISITOR

Event Summary

HOME



3

Game 1018  
 Saturday, March 16, 2002  
 12:08 PM PT at Staples Center  
 Attendance 18,118  
 Final

4



PITTSBURGH  
 PENGUINS  
 Game 68 Away Game 34

LOS ANGELES  
 KINGS  
 Game 68 Home Game 34

	PITTSBURGH PENGUINS	+/-	TOI	SHF	SHOTS					MS	FW	FL	F%	PN	PIM	HT	TK	GV	BS
					1	2	3	OT	T										
1	G HEDBERG, JOHAN		39:49																2
30	G AUBIN, J-SEBASTIEN		20:00																
4	D PUSHOR, JAMIE	E	18:46	24	1	1			2							6			1
5	D LAUKKANEN, JANNE	-2	17:05	20						1						1			1
8	D JONSSON, HANS	E	18:30	23										1	2	2			3
11	D KASPARAITIS, DARIUS	E	19:24	27			1		1	1						3			4
12	R TIBBETTS, BILLY	-1	11:03	16							6	0	3	6	2				
14	C KRAFT, MILAN	E	10:34	10						4	2	60							
16	C BEECH, KRIS	+1	14:58	20	1	1	1		3	2	1	0				4			
17	C PETERSEN, TOBY	-1	3:39	6															
18	R DONOVAN, SHEAN	-1	15:04	18		1			1					1	2	4			1
22	C ROBITAILLE, RANDY	E	21:46	24			1		1	1	10	13	43			1			1
24	R MORAN, IAN	-1	17:42	25	1	1			2							2			2
27	R KOVALEV, ALEXEI	-1	27:11	26	2	1	1		4	5	2	0				1			1
28	D ROZSIVAL, MICHAL	-1	21:57	24			2		2					1	2	1			1
29	L OLIWA, KRZYSZTOF	-1	3:51	4												2			
33	L LACOUTURE, DAN	-1	8:24	10															
38	C HRDINA, JAN	-1	27:22	28	1				1	1	13	10	56			1	1		2
44	R RICHER, STEPHANE	+1	15:20	21		1			1			1	0						1
95	R MOROZOV, ALEXEI	-1	15:40	15	2	3			5										1
	TEAM TOTALS	-10			8	9	6	0	23	11	27	35	44	6	12	30	2	15	10

	LOS ANGELES KINGS	+/-	TOI	SHF	SHOTS					MS	FW	FL	F%	PN	PIM	HT	TK	GV	BS
					1	2	3	OT	T										
1	G STORR, JAMIE		0:00																
39	G POTVIN, FELIX		59:42																
3	D MILLER, AARON	+1	22:46	26	2				2					1	2	2			1
7	C BEDNAR, JAROSLAV	E	12:26	15		1			1							2			1
10	D SCHNEIDER, MATHIEU	+1	22:34	23	1		2		3	1				1	2				1
12	L BELANGER, KEN	E	4:56	7												3			
14	D NORSTROM, MATTIAS	+1	23:53	24															5
17	D VISNOVSKY, LUBOMIR	E	14:02	18	1				1							3	2		
19	R EMERSON, NELSON	+1	7:11	10	2				2										
21	C SMOLINSKI, BRYAN	E	19:38	24		1			1	1	7	5	58	1	2	3			1
22	C LAPERRIERE, IAN	+1	16:53	20					1		3	0				2			1
23	L JOHNSON, CRAIG	E	13:51	18		2			2	1						2			
24	C MAIR, ADAM	+1	6:51	10		1			1		2	100				3			
28	R DEADMARSH, ADAM	+1	20:28	23			2		2	1	1	0				1			1
29	R CHARTRAND, BRAD	+1	13:34	18	1	1			2	3	12	8	60						
33	R PALFFY, ZIGMUND	E	21:29	24					1		14	10	58						1
41	C ALLISON, JASON	E	19:03	25			1		1										1
42	L ELORANTA, MIKKO	+1	15:08	18	2		2		4							1			2
43	D BOUCHER, PHILIPPE	+1	21:44	21	1	1			2							1	1		2
44	D MODRY, JAROSLAV	E	14:21	20					1					1	2				1
	Team Penalty		0:00											1	2				
	TEAM TOTALS	+10			10	7	7	0	24	9	35	27	56	5	10	24	6	6	15

TOI=Time On Ice SHF=# of Shifts MS=Missed Shots FW=Faceoffs Won FL=Faceoffs Lost F%=Faceoff Win Percentage  
 PN=Number of Penalties PIM=Penalty Minutes HT=Hits Given TK=Takeaways GV=Giveaways BS=Blocked Shots

VISITOR

Game Summary

HOME



4

Game 1029  
Monday, March 18, 2002  
7:38 PM ET at Philips Arena  
Attendance 12,305  
Final

2



PITTSBURGH  
PENGUINS  
Game 69 Away Game 35

ATLANTA  
THRASHERS  
Game 70 Home Game 37

SCORING SUMMARY

G	Per	Time	Team	Goal Scorer	Assist	Assist	PIT	ATL	STR
1	2	4:41	PIT	R. ROBITAILLE (11)	A. KOVALEV (36)	J. HRDINA (25)	22 1 95 38 28 27	3 71 31 27 15	PP
2	2	10:24	PIT	S. DONOVAN (7)	A. KOVALEV (37)		18 1 27 24 11 7	3 71 39 31 27 16	EV
3	2	17:30	ATL	T. HRKAC (14)	J. SLEGR (5)	Y. TREMBLAY (12)	1 47 24 11	12 71 38 31 18	PP
4	3	1:14	PIT	M. KRAFT (8)	S. RICHER (12)	A. MOROZOV (23)	14 1 95 44 28 11	3 31 25 18 15 12	EV
5	3	8:31	ATL	J. VIGIER (3)	Y. TREMBLAY (13)	P. STEFAN (13)	1 46 24 18 16 7	47 4 38 31 14 13	EV
6	3	19:09	PIT	J. HRDINA (21)	D. KASPARAITIS (12)	A. KOVALEV (38)	38 1 44 27 24 14	13 47 38 36 18 14	EV-EN

PITTSBURGH PENGUINS

ATLANTA THRASHERS

#	Per	Time	Player	PIM	Penalty	#	Per	Time	Player	PIM	Penalty
1	1	2:00	38 J. HRDINA	2:00	Hi stick	1	1	4:09	47 J. VIGIER	2:00	Interference
2	1	11:43	27 A. KOVALEV	2:00	Tripping	2	1	7:37	36 D. TJARNQVIST	2:00	Holding
3	2	8:17	7 A. FERENCE	2:00	Hooking	3	2	4:35	25 A. SUTTON	2:00	Board check
4	2	12:10	16 K. BEECH	2:00	Tripping	4	2	17:12	15 D. HEATLEY	2:00	Hi stick
5	2	14:41	38 J. HRDINA	2:00	Hi stick	5	3	13:26	25 A. SUTTON	2:00	Interference
6	2	14:41	38 J. HRDINA	2:00	Hi stick						
7	2	16:52	27 A. KOVALEV	2:00	Hi stick						
8	3	16:50	Team	2:00	Too many men/ice bench						

GOALS BY PER.		SHOTS ON GOAL		PENALTIES-MIN		POWERPLAY (GOALS-OPP)		ZONE TIME				
	PIT	ATL	PIT	ATL	PIT	ATL	PIT	ATL	PIT	ATL	Neutral	
1	0	0	1	11	7	2-4	2-4	1	0-2	7:28	7:53	4:39
2	2	1	2	6	5	5-10	2-4	2	-1-5	8:25	7:33	4:02
3	2	1	3	10	12	1-2	1-2	3	0-1	8:27	7:38	3:55
T	4	2	7	27	24	8-16	5-10	7	1-8	24:20	23:04	12:36
							Time	5:17	12:00			


GOALIES (GOALS-SHOTS AGAINST)					THREE STARS			OFFICIALS		
	1	2	3	T	Time	1 PIT	2 ATL	3 PIT	Referee:	Linesman:
PIT(W)	HEDBERG	0-7	1-5	1-12	2-24	60:00	2 ATL	38	Y. TREMBLAY	Referee: Blaine Angus
ATL(L)	NURMINEN	0-11	2-6	1-9	3-26	58:55	3 PIT	38	J. HRDINA	Referee: Kevin Maguire
ATL	EMPTY NET	0-0	0-0	1-1	1-1					Linesman: Pat Dapuzzo
										Linesman: Brian Mach

3 Stars picked by: Atlanta Media

VISITOR

Event Summary

HOME



Game 1029  
 Monday, March 18, 2002  
 7:38 PM ET at Philips Arena  
 Attendance 12,305  
 Final



PITTSBURGH PENGUINS  
 Game 69 Away Game 35

ATLANTA THRASHERS  
 Game 70 Home Game 37

	PITTSBURGH PENGUINS	+/-	TOI	SHF	SHOTS					MS	FW	FL	F%	PN	PIM	HT	TK	GV	BS	
					1	2	3	OT	T											
1	G HEDBERG, JOHAN		60:00																	
30	G AUBIN, J-SEBASTIEN		0:00																	
4	D PUSHOR, JAMIE	E	17:03	24					1						4					
7	D FERENCE, ANDREW	E	16:19	26			1		1				1	2	3					
8	D JONSSON, HANS	E	18:34	24	1		1		2	1						1				
11	D KASPARAITIS, DARIUS	+3	22:06	25	1				1						7	1		2		
14	C KRAFT, MILAN	+1	10:25	17	3		1		4		2	4	33			1				
16	C BEECH, KRIS	-1	11:27	14		1			1	2		1	0	1	2	1	1	2		
17	C PETERSEN, TOBY	E	5:05	10					1						1	1		1		
18	R DONOVAN, SHEAN	E	16:30	23	1	1	1		3						3	2		2		
22	C ROBITAILLE, RANDY	E	23:10	26	1				2	1	6	6	50			1		1		
24	R MORAN, IAN	+1	19:50	29			1		1						2	1		1		
27	R KOVALEV, ALEXEI	+2	23:33	28	1	1	2		4			1	0	2	4	2	1			
28	D ROZSIVAL, MICHAL	+1	20:49	26	1	1			2	1					3			4		
33	L LAGOUTURE, DAN	E	3:58	9					1									1		
38	C HRDINA, JAN	+1	24:46	27			1		1	1	9	7	56	3	6		1			
44	R RICHER, STEPHANE	+2	12:11	18			1		1	1								2		
46	L TOMS, JEFF	-1	12:09	16	1				1		7	8	46					1		
47	C MANDERVILLE, KENT	E	11:17	20							3	6	33			1		2		
95	R MOROZOV, ALEXEI	+1	15:40	19	1	1	1		3											
	Team Penalty		0:00											1	2					
	TEAM TOTALS	+10				11	6	10	0	27	10	27	34	44	8	16	27	11	3	16

	ATLANTA THRASHERS	+/-	TOI	SHF	SHOTS					MS	FW	FL	F%	PN	PIM	HT	TK	GV	BS	
					1	2	3	OT	T											
31	G NURMINEN, PASI		58:55																	
33	G HNILICKA, MILAN		0:00																	
3	D POTHIER, BRIAN	-2	19:42	24	1	1	1		3							5		1		
4	D TAMER, CHRIS	+1	12:15	14			1		1						1	1	1	1		
12	C HRKAC, TONY	-1	17:10	18		1	2		3		11	6	64					1		
13	C STEFAN, PATRIK	E	18:47	22	1				1		7	7	50			1	2			
14	L KALLIO, TOMI	E	19:08	22		1	1		2						2					
15	L HEATLEY, DANY	-1	20:21	18		1	1		2	3				1	2	1	1	1		
16	L COWAN, JEFF	-1	11:22	16												4				
18	R BARTECKO, LUBOS	-2	15:18	15												1	1	1		
20	R ODGERS, JEFF	E	8:17	12											1					
25	D SUTTON, ANDY	-1	10:28	19			1		1	1				2	4	3				
26	C RHEAUME, PASCAL	E	13:58	18											3		1			
27	C CORKUM, BOB	-1	15:18	20	1				1	1	12	9	57			1		2	2	
36	D TJARNOVIST, DANIEL	-1	20:39	27			1		1					1	2	3	1			
37	C SNYDER, DAN	E	8:26	11							4	4	50			2				
38	D TREMBLAY, YANNICK	E	25:13	27	2	1	1		4	3							1	1		
39	C SVARTVADET, PER	-1	12:19	17			1		1		1	0				2	1			
47	R VIGIER, JEAN-PIERRE	E	15:16	22			1		1	1				1	2	2	1	1		
71	D SLEGR, JIRI	-1	28:06	29	2		1		3	3						1		1		
	TEAM TOTALS	-11				7	5	12	0	24	12	34	27	56	5	10	30	8	10	8

TOI=Time On Ice SHF=# of Shifts MS=Missed Shots FW=Faceoffs Won FL=Faceoffs Lost F%=Faceoff Win Percentage  
 PN=Number of Penalties PIM=Penalty Minutes HT=Hits Given TK=Takeaways GV=Giveaways BS=Blocked Shots

VISITOR

Game Summary

HOME



3

Game 1040  
 Wednesday, March 20, 2002  
 8:08 PM ET at Mellon Arena  
 Attendance 12,851  
 Final

1



PHOENIX COYOTES  
 Game 70 Away Game 35

PITTSBURGH PENGUINS  
 Game 70 Home Game 35

SCORING SUMMARY										
G	Per	Time	Team	Goal Scorer	Assist	Assist	PHX	PIT	STR	
1	1	13:54	PIT	A. KOVALEV (27)	I. MORAN (8)	R. ROBITAILLE (14)	1 5 8 19 49 55	27 1 6 22 24 38		EV
2	2	11:34	PHX	S. DOAN (14)	T. NUMMINEN (25)	L. NAGY (16)	19 1 8 17 27 55	1 6 24 26 38		PP
3	3	12:08	PHX	L. NAGY (19)	M. JOHNSON (16)		17 1 2 5 8 12	1 5 16 22 24 27		EV
4	3	17:53	PHX	D. BRIERE (28)	M. JOHNSON (17)	R. SUCHY (10)	8 1 12 15 27 49	1 3 8 14 27 95		EV

PHOENIX COYOTES						PITTSBURGH PENGUINS					
#	Per	Time	Player	PIM	Penalty	#	Per	Time	Player	PIM	Penalty
1	1	3:22	44 A. NAZAROV	5:00	Fighting (maj)	1	1	3:22	29 K. OLIWA	5:00	Fighting (maj)
2	1	11:10	55 D. MARKOV	2:00	Tripping	2	1	5:46	27 A. KOVALEV	2:00	Cross check
3	1	14:11	32 B. MAY	5:00	Fighting (maj)	3	1	14:11	3 J. PUSHOR	5:00	Fighting (maj)
4	1	18:43	55 D. MARKOV	2:00	Roughing	4	1	15:29	26 K. MANDERVILLE	2:00	Holding
5	1	19:08	17 L. NAGY	2:00	Holding	5	1	18:43	26 K. MANDERVILLE	2:00	Roughing
6	2	2:10	49 B. SAVAGE	2:00	Hooking	6	2	9:21	38 J. HRDINA	2:00	Interference
7	2	5:12	19 S. DOAN	2:00	Holding	7	2	10:44	5 J. LAUKKANEN	2:00	Cross check
8	2	13:37	12 M. JOHNSON	2:00	Board check	8	2	13:37	6 R. BERRY	2:00	Roughing
9	2	13:37	12 M. JOHNSON	2:00	Roughing	9	3	14:24	38 J. HRDINA	2:00	Board check
10	3	19:19	28 L. WILSON	2:00	Slashing						
11	3	19:56	1 S. BURKE	2:00	Cross check						

GOALS BY PER.		SHOTS ON GOAL		PENALTIES-MIN		POWERPLAY (GOALS-OPP)		ZONE TIME						
	PHX	PIT	PHX	PIT	PHX	PIT	PHX	PIT	PHX	PIT	Neutral			
1	0	1	9	10	1	5-16	5-16	1	0-2	0-2	1	8:24	8:09	3:27
2	1	0	9	10	2	4-8	3-6	2	1-2	0-3	2	8:08	8:09	3:43
3	2	0	8	10	3	2-4	1-2	3	0-1	0-2	3	6:46	9:30	3:44
T	3	1	26	30	T	11-28	9-24	T	1-5	0-7	T	23:18	25:48	10:54
									Time	8:50	10:45			

GOALIES (GOALS-SHOTS AGAINST)					THREE STARS			OFFICIALS		
	1	2	3	T	Time	1 PHX	17	L. NAGY	Referee:	Terry Gregson
PHX(W) BURKE	1-10	0-10	0-10	1-30	60:00	2 PHX	1	S. BURKE	Referee:	Kevin Maguire
PIT(L) HEDBERG	0-9	1-9	2-8	3-26	58:36	3 PIT	27	A. KOVALEV	Linesman:	Andy McElman
									Linesman:	Lyle Seitz

3 Stars picked by: Media at Mellon Arena

© Copyright 2002, National Hockey League

2002-03-20-22.53.17

Summary

Game 1040  
 Wednesday, March 20, 2002  
 7:00 PM ET at Mellon Arena  
 Attendance 12,851

PHOENIX COYOTES  
 Home Game 35

PITTSBURGH PENGUINS  
 Home Game 35

	PHOENIX COYOTES	+/-	TOI	SHF	SHOTS					MS	FW	FL	F%	PN	PIM	HT	TK	GV	BS
					1	2	3	OT	T										
1	G BURKE, SEAN		60:00										1	2					
2	G ESCHE, ROBERT		0:00																
2	D SIMPSON, TODD	+1	20:55	29	1				1										1
5	D BEREHOWSKY, DRAKE	E	15:15	21		1	1		2										1
8	C BRIERE, DANIEL	+1	15:23	20	1	1	1		3		8	7	53						
11	C LANGKOW, DAYMOND	E	21:11	28							16	9	64						1
12	R JOHNSON, MIKE	+2	15:41	22					2					2	4	1			
16	D SUCHY, RADOSLAV	+1	19:51	30	1				1	1									
16	C HANDZUS, MICHAL	E	18:46	24							9	10	47						1
17	L NAGY, LADISLAV	+1	15:58	24	2		2		4	1				1	2				
19	R DOAN, SHANE	-1	16:12	19		1			1	1				1	2	2			
22	R LEMIEUX, CLAUDE	E	11:20	17		1			1	2									2
23	D MARA, PAUL	E	15:33	24		1			1	1									1
27	D NUMMINEN, TEPPO	+1	23:50	33		2	1		3										1
28	R WILSON, LONDON	E	13:39	17	3				3					1	2	2			
32	L MAY, BRAD	E	11:30	15			1		1	1				1	5				
36	C KOLANOS, KRYSOFER	E	8:26	13			1		1	1	6	9	40						
44	L NAZAROV, ANDREI	E	4:28	10		1			1	1				1	5				
49	L SAVAGE, BRIAN	E	14:10	17					2					1	2				1
55	D MARKOV, DANNY	-1	24:29	30	1	1	1		3	1				2	4	1			1
	TEAM TOTALS	+6			9	9	8	0	26	14	39	35	53	11	28	14	3	0	7

	PITTSBURGH PENGUINS	+/-	TOI	SHF	SHOTS					MS	FW	FL	F%	PN	PIM	HT	TK	GV	BS
					1	2	3	OT	T										
1	G HEDBERG, JOHAN		58:36																
30	G AUBIN, J-SEBASTIEN		0:00																
3	D PUSHOR, JAMIE	-1	15:36	18			1		1					1	5	2			1
6	D LAUKKANEN, JANNE	-1	16:54	22	1	3	2		6					1	2	1			1
6	D BERRY, RICK	+1	18:51	25	2				2	1				1	2	4			3
8	D JONSSON, HANS	-1	18:19	23					1										1
9	L TOMS, JEFF	E	8:02	12		1	2		3	1	4	9	30						
10	L NIEMINEN, VILLE	E	14:56	20															4
14	C KRAFT, MILAN	-1	14:10	18		1			1	1	3	8	27						
16	C BEECH, KRIS	-1	11:09	14	3		1		4	1		1	0						
18	R DONOVAN, SHEAN	E	14:17	21								1	0						1
22	C ROBITAILLE, RANDY	E	23:23	24		2			2	1	6	4	60						2
24	R MORAN, IAN	E	19:02	23	2	1			3	1									1
26	C MANDERVILLE, KENT	E	10:27	18	1		1		2	1	7	7	50	2	4	1			1
27	R KOVALEV, ALEXEI	-1	29:06	28	1	1	1		3	5		2	0	1	2	2			1
28	D ROZSIVAL, MICHAL	E	20:09	25		1			1	1									
29	L OLIWA, KRZYSZYTOF	E	3:59	8										1	6	2			
33	L LACOUTURE, DAN	E	9:48	17							1		100						
38	C HRDINA, JAN	+1	23:30	29							14	7	66	2	4				1
95	R MOROZOV, ALEXEI	-1	18:20	18			2		2	2									1
	TEAM TOTALS	-6			10	10	10	0	30	16	35	39	47	9	24	20	0	3	9

TOI=Time On Ice SHF=# of Shifts MS=Missed Shots FW=Faceoffs Won FL=Faceoffs Lost F%=Faceoff Win Percentage  
 PN=Number of Penalties PIM=Penalty Minutes HT=Hits Given TK=Takeaways GV=Giveaways BS=Blocked Shots

© Copyright 2002, National Hockey League

2002-03-20-22.53.17



VISITOR

HOME

4

## Game Summary

Game 1065  
Saturday, March 23, 2002  
1:08 PM ET at Mellon Arena  
Attendance 17,148  
Final

4



PHILADELPHIA FLYERS  
Game 70 Away Game 36

PITTSBURGH PENGUINS  
Game 71 Home Game 36

This NHL Game Report is provided courtesy of the NHL to members of the credentialed media for their exclusive use for news and editorial purposes only and not for any commercial purpose. Any reproduction, use or distribution of this material for a commercial purpose without the express written permission of the NHL is prohibited.

## SCORING SUMMARY

G	Per	Time	Team	Goal Scorer	Assist	Assist	PHI	PIT	STR
1	1	4:23	PHI	D. MCGILLIS (4)	A. OATES (59)	M. RECCHI (36)	3 77 33 10 8 5	1 38 27 24 6	PP
2	1	12:15	PIT	J. HRDINA (22)	J. PUSHOR (7)	H. JONSSON (4)	2 33 20 14 12 5	38 1 27 20 8 3	EV
3	2	9:34	PHI	M. MURRAY (12)	R. FEDOTENKO (6)	J. LECLAIR (22)	39 6 37 33 26 10	1 38 27 20 5 3	EV
4	2	15:08	PHI	J. WILLIAMS (15)	B. TIBBETTS (6)	R. FEDOTENKO (7)	14 2 33 26 17 5	1 95 28 16 10 5	EV
5	3	0:10	PIT	K. MANDERVILLE (3)	Unassisted		6 77 37 33 8	26 1 18 8 3	EV
6	3	1:00	PIT	A. KOVALEV (28)	A. MOROZOV (24)	J. HRDINA (26)	3 33 22 20 14 12	27 1 95 38 24 6	EV
7	3	5:54	PHI	S. GAGNE (31)	A. OATES (60)	M. RECCHI (37)	12 5 77 33 10 8	1 38 8 3	PP
8	3	14:29	PIT	A. KOVALEV (29)	J. HRDINA (27)	A. MOROZOV (25)	2 87 33 20 14 5	27 1 95 38 28 5	EV

## PHILADELPHIA FLYERS

#	Per	Time	Player	PIM	Penalty
1	1	13:21	17 B. TIBBETTS	2:00	Instigator
1	1	13:21	17 B. TIBBETTS	10:00	Misconduct (10 min)
3	1	13:21	17 B. TIBBETTS	5:00	Fighting (maj)
4	1	15:37	10 J. LECLAIR	2:00	Holding
5	2	18:11	39 M. MURRAY	2:00	Roughing
6	3	6:55	12 S. GAGNE	2:00	Interference
7	3	16:55	2 E. WEINRICH	2:00	Tripping

## PITTSBURGH PENGUINS

#	Per	Time	Player	PIM	Penalty
1	1	3:00	29 K. OLIWA	2:00	Roughing
2	1	9:41	6 R. BERRY	2:00	Cross check
3	1	13:21	29 K. OLIWA	5:00	Fighting (maj)
4	2	3:13	20 R. LANG	2:00	Hooking
5	2	12:06	27 A. KOVALEV	2:00	Holding
6	2	18:11	28 M. ROZSIVAL	2:00	Roughing
7	3	4:23	1 J. HEDBERG	2:00	Delay of game
8	3	5:07	27 A. KOVALEV	2:00	Hi stick
9	3	5:07	27 A. KOVALEV	2:00	Hi stick

## GOALS BY PER.

	PHI	PIT
1	1	1
2	2	0
3	1	3
4	0	0
T	4	4

## SHOTS ON GOAL

	PHI	PIT
1	8	9
2	12	4
3	5	8
4	1	2
T	26	23

## PENALTIES-MIN

	PHI	PIT
1	4-19	3-9
2	1-2	3-6
3	2-4	3-6
4	0-0	0-0
T	7-25	9-21

POWERPLAY  
(GOALS-OPP)

	PHI	PIT
1	1-2	0-2
2	0-2	0-0
3	1-3	0-1
4	0-0	0-0
T	2-7	0-3
Time	10:54	6:00

## ZONE TIME

	PHI	PIT	Neutral
1	7:27	8:24	4:09
2	6:42	8:40	4:38
3	6:33	7:56	5:31
4	2:18	1:09	1:33
T	23:00	26:09	15:51

## GOALIES (GOALS-SHOTS AGAINST)

	1	2	3	OT	T	Time
PHI(T) BOUCHER	1-9	0-4	3-8	0-2	4-23	64:53
PIT(T) HEDBERG	1-8	2-12	1-5	0-1	4-26	64:58

## THREE STARS

1	PIT	27	A. KOVALEV
2	PHI	77	A. OATES
3	PIT	38	J. HRDINA

by: Media at Mellon Arena

## OFFICIALS

Referee:	Kerry Fraser
Referee:	Scott Zelkin
Linesman:	Mike Cvik
Linesman:	Lyle Seitz

VISITOR

HOME



4

 PHILADELPHIA FLYERS  
 Game 70 Away Game 36

## Event Summary

 Game 1065  
 Saturday, March 23, 2002  
 1:08 PM ET at Mellon Arena  
 Attendance 17,148  
 Final

4


 PITTSBURGH PENGUINS  
 Game 71 Home Game 36

This NHL Game Report is provided courtesy of the NHL to members of the credentialed media for their exclusive use for news and editorial purposes only and not for any commercial purpose. Any reproduction, use or distribution of this material for a commercial purpose without the express written permission of the NHL is prohibited.

		PHILADELPHIA FLYERS	+/-	TOI	SHF	SHOTS					MS	FW	FL	F%	PN	PIM	HT	TK	GV	BS
						1	2	3	OT	T										
33	G	BOUCHER, BRIAN		64:53																
35	G	LITTLE, NEIL		0:00																
2	D	WEINRICH, ERIC	-1	21:02	27									1	2	1		1	2	
3	D	MCGILLIS, DANIEL	-1	23:33	26	1				1	2					3		1	1	
5	D	JOHNSSON, KIM	-1	21:15	29	1				1	1					2			1	
6	D	THERIEN, CHRIS	E	20:40	27		1			1										
8	R	RECCHI, MARK	-1	23:05	28	1	2	1		4		2	100				2			
10	L	LECLAIR, JOHN	+1	19:02	24		3			3	3			1	2	1				
12	L	GAGNE, SIMON	-2	18:04	23		1	1		2	1			1	2					
14	R	WILLIAMS, JUSTIN	-2	12:56	19	3	2	1		6							1		1	
17	R	TIBBETTS, BILLY	+1	4:33	8							4	0	3	17	2				
19	L	RANHEIM, PAUL	E	7:42	13															
20	C	DOPITA, JIRI	-3	17:34	22						9	9	50			1			2	
22	D	RICHARDSON, LUKE	-1	18:10	24					2										
26	L	FEDOTENKO, RUSLAN	+2	15:18	21					2	1		100			1				
37	D	DESJARDINS, ERIC	E	24:35	26		1	1	1	3	3								2	
39	C	MURRAY, MARTY	+1	17:45	25	1	1	1		3	1	9	6	60	1	2				
77	C	OATES, ADAM	-1	21:32	28							13	12	52					1	
87	L	BRASHEAR, DONALD	-1	16:07	20	1	1			2										
92	R	TOCCHET, RICK	E	5:51	10															
		TEAM TOTALS	-9			8	12	5	1	26	15	34	31	52	7	25	13	1	2	10

		PITTSBURGH PENGUINS	+/-	TOI	SHF	SHOTS					MS	FW	FL	F%	PN	PIM	HT	TK	GV	BS
						1	2	3	OT	T										
1	G	HEDBERG, JOHAN		64:58										1	2				1	
30	G	AUBIN, J-SEBASTIEN		0:00																
3	D	PUSHOR, JAMIE	+1	21:57	30	1				1						5		1	1	
5	D	LAUKKANEN, JANNE	-1	17:26	23											4			1	
6	D	BERRY, RICK	+1	20:09	26					2				1	2	4		2		
8	D	JONSSON, HANS	+2	21:38	31		1			1	1					1			1	
9	L	TOMS, JEFF	E	12:54	17	2		1	1	4	1	1	50			1				
10	L	NIEMINEN, VILLE	-1	15:26	19													1		
16	C	BEECH, KRIS	-1	4:00	7							4	0							
18	R	DONOVAN, SHEAN	+1	16:28	21		1	2		3							2			
20	C	LANG, ROBERT	E	10:48	14	2				2				1	2					
22	C	ROBITAILLE, RANDY	E	23:13	27						13	7	65					1		
24	R	MORAN, IAN	+1	20:06	24		1			1	2							1	1	
26	C	MANDERVILLE, KENT	+1	15:25	26			1		1	5	9	35			1				
27	R	KOVALEV, ALEXEI	+2	25:43	30	1		2		3		1	0	3	6	1				
28	D	ROZSIVAL, MICHAL	E	20:26	27	1		1		2				1	2			1	1	
29	L	OLIWA, KRZYSZTOF	E	2:20	4									2	7					
33	L	LACOUTURE, DAN	E	10:17	17												1		1	
38	C	HRDINA, JAN	+2	23:32	34	2				2	12	12	50						1	
95	R	MOROZOV, ALEXEI	+1	22:16	25		1	1	1	3										
		TEAM TOTALS	9			9	4	8	2	23	5	31	34	48	9	21	20	0	8	7

TOI=Time On Ice SHF=# of Shifts MS=Missed Shots FW=Faceoffs Won FL=Faceoffs Lost F%=Faceoff Win Percentage  
 PN=Number of Penalties PIM=Penalty Minutes HT=Hits Given TK=Takeaways GV=Giveaways BS=Blocked Shots

VISITOR

Game Summary

HOME



2

Game 1073  
 Sunday, March 24, 2002  
 7:08 PM ET at Mellon Arena  
 Attendance: 16,971

6



WASHINGTON  
 CAPITALS  
 Game 73 Away Game 37

Final

PITTSBURGH  
 PENGUINS  
 Game 72 Home Game 37

SCORING SUMMARY

G	Per	Time	Team	Goal Scorer	Assist	Assist	WSH	PIT	STR
1	1	5:18	PIT	J. HRDINA (23)	R. ROBITAILLE (15)	A. KOVALEV (39)	2 37 36 19 14	38 1 95 28 27 22	PP
2	1	18:40	PIT	A. MOROZOV (18)	M. ROZSIVAL (19)	J. HRDINA (28)	4 68 58 37 20 9	95 1 38 28 27 7	EV
3	2	1:28	WSH	K. KLEE (6)	A. NIKOLISHIN (20)	P. BONDRA (26)	2 37 19 13 12	1 95 22 8 3	EV
4	2	3:11	PIT	M. ROZSIVAL (7)	A. MOROZOV (26)	A. KOVALEV (40)	2 68 37 20 19 9	28 1 95 38 27 7	EV
5	2	11:55	PIT	R. ROBITAILLE (12)	V. NIEMINEN (15)		2 68 37 17 8 4	22 1 24 10 9 6	EV
6	2	18:09	PIT	D. LACOUTURE (5)	A. FERENCE (6)	R. ROBITAILLE (16)	4 68 39 37 12 9	33 1 22 10 7 3	EV
7	3	15:18	WSH	P. BONDRA (35)	F. KUCERA (13)	J. JAGR (41)	12 1 68 20 10 4	1 38 24 3	PP
8	3	17:25	PIT	T. PETERSEN (8)	S. DONOVAN (7)	H. JONSSON (5)	1 58 22 13 9 2	17 1 18 8 3	SH

WASHINGTON CAPITALS

PITTSBURGH PENGUINS

#	Per	Time	Player	PIM	Penalty	#	Per	Time	Player	PIM	Penalty
1	1	4:34	22 S. KONOWALCHUK	2:00	Interference	1	1	1:31	18 S. DONOVAN	2:00	Tripping
2	1	19:55	22 S. KONOWALCHUK	2:00	Roughing	2	1	2:21	28 M. ROZSIVAL	2:00	Board check
3	2	9:44	17 C. SIMON	2:00	Slashing	3	1	10:42	22 R. ROBITAILLE	2:00	Hi stick
4	2	13:01	12 P. BONDRA	2:00	Roughing	4	1	19:55	24 J. MORAN	2:00	Roughing
5	2	13:48	68 J. JAGR	2:00	Elbowing	5	2	9:44	7 A. FERENCE	2:00	Tripping
6	2	15:37	12 P. BONDRA	2:00	Roughing	6	2	13:01	3 J. PUSHOR	2:00	Hooking
7	2	15:37	24 R. ZETTLER	2:00	Roughing	7	2	15:37	24 J. MORAN	2:00	Roughing
8	2	16:38	58 J. FORTIN	2:00	Unsportsmanlike conduct	8	2	16:38	95 A. MOROZOV	2:00	Unsportsmanlike conduct
9	2	20:00	14 J. SACCO	10:00	Misconduct (10 min)	9	2	20:00	28 M. ROZSIVAL	5:00	Fighting (maj)
10	2	20:00	14 J. SACCO	2:00	Roughing	10	3	7:36	1 J. HEDBERG	2:00	Holding
11	2	20:00	18 M. PETTINGER	5:00	Fighting (maj)	11	3	10:20	16 K. BEECH	2:00	Cross check
						12	3	14:19	29 K. OLIWA	2:00	Instigator
						13	3	14:19	29 K. OLIWA	10:00	Game misconduct
						14	3	14:19	29 K. OLIWA	10:00	Misconduct (10 min)
						15	3	14:19	29 K. OLIWA	5:00	Fighting (maj)
						16	3	14:41	27 A. KOVALEV	2:00	Hooking
						17	3	15:18	27 A. KOVALEV	10:00	Misconduct (10 min)

	GOALS BY PER.		SHOTS ON GOAL		PENALTIES-MIN		POWERPLAY (GOALS-OPP)		ZONE TIME		
	WSH	PIT	WSH	PIT	WSH	PIT	WSH	PIT	WSH	PIT	Neutral
1	0	2	6	15	1	2	0-3	1-1	7:21	8:42	3:57
2	1	3	8	12	2	9	0-0	0-2	7:57	7:24	4:39
3	1	1	9	5	3	0	1-5	0-1	6:07	9:42	4:11
T	2	6	23	32	6	11	1-8	1-4	21:25	25:48	12:47
							Time		16:18	6:44	

GOALIES (GOALS-SHOTS AGAINST)

THREE STARS

OFFICIALS

		1	2	3	T	Time	1 PIT	22 R. ROBITAILLE	Referee:
WSH	BILLINGTON	0-0	0-0	1-5	1-5	20:00	2 PIT	7 A. FERENCE	Don VanMassenhoven
WSH(L)	KOLZIG	2-15	3-12	0-0	5-27	40:00	3 PIT	28 M. ROZSIVAL	Referee: Scott Zelkin
PIT(W)	HEDBERG	0-6	1-8	1-9	2-23	59:54			Linesman: Mike Cvik
									Linesman: Darren Gibbs

3 Stars picked by: Media at Mellon Arena

VISITOR

Event Summary

HOME



2

Game 1073  
 Sunday, March 24, 2002  
 7:08 PM ET at Mellon Arena  
 Attendance 16,971  
 Final

6



WASHINGTON  
 CAPITALS  
 Game 73 Away Game 37

PITTSBURGH  
 PENGUINS  
 Game 72 Home Game 37

	WASHINGTON CAPITALS	+/-	TOI	SHF	SHOTS					MS	FW	FL	F%	PN	PIM	HT	TK	GV	BS
					1	2	3	OT	T										
1	G BILLINGTON, CRAIG		20:00																
37	G KOLZIG, OLAF		40:00																
2	D KLEE, KEN	+2	25:22	28		2	1		3	1									2
4	D KUCERA, FRANTISEK	-3	25:35	27	1	1			2	1								1	1
8	R KHRISTICH, DMITRI	-1	16:17	16							6	11	35						
9	R ZUBRUS, DAINIUS	-4	18:09	19							2	1	68		1				
10	R DAHLEN, ULF	E	14:39	16	1	1			2	1									
12	R BONDRA, PETER	E	24:00	20	3	1	3		7	1				2	4	1			
13	C NIKOLISHIN, ANDREI	E	15:52	18			2		2		12	6	68			1			
14	R SACCO, JOE	E	4:41	7										2	12				
17	L SIMON, CHRIS	-1	13:24	14		1			1					1	2	1			
18	L PETTINGER, MATT	E	7:15	9		1			1					1	5				
19	D WITT, BRENDAN	E	20:39	28		1			1	1						2		1	
20	C METROPOLIT, GLEN	-2	16:32	15			1		1	1	12	7	63			2		1	
22	L KONOWALCHUK, STEVE	-1	16:09	18						2	1		100	2	4	1			
24	D ZETTLER, ROB	E	11:19	13			1		1					1	2	1		1	
36	C FORBES, COLIN	E	7:55	10							4	2	68			2			
39	D BOILEAU, PATRICK	-1	9:31	13														1	1
58	D FORTIN, JEAN-FRANCOIS	-2	17:02	24			1		1					1	2	2			
68	R JAGR, JAROMIR	-4	22:40	24	1				1	3				1	2			2	
	TEAM TOTALS	-21			6	18	9	0	23	11	37	27	58	11	33	14	0	7	4

	PITTSBURGH PENGUINS	+/-	TOI	SHF	SHOTS					MS	FW	FL	F%	PN	PIM	HT	TK	GV	BS
					1	2	3	OT	T										
1	G HEDBERG, JOHAN		59:54											1	2				
30	G AUBIN, J-SEBASTIEN		0:00																
3	D PUSHOR, JAMIE	+1	18:45	25					1					1	2	1	1		2
6	D BERRY, RICK	+1	17:25	22		1			1							3			
7	D FERENCE, ANDREW	+3	19:28	28		2			2					1	2	4			1
8	D JONSSON, HANS	E	17:40	22						1								1	2
9	L TOMS, JEFF	+1	14:44	19						1							1		
10	L NIEMINEN, VILLE	+2	14:26	18												6			
14	C KRAFT, MILAN	E	9:38	13		2	1		3		3	7	30						
16	C BEECH, KRIS	E	4:51	8							1	0		1	2				
17	C PETERSEN, TOBY	+1	10:40	15	1		2		3		1	4	20			1			2
18	R DONOVAN, SHEAN	+1	14:38	21	1				1					1	2	2			
22	C ROBITAILLE, RANDY	+1	17:58	28	1	1			2	2	12	11	52	1	2				
24	R MORAN, IAN	+1	19:31	24	2	1			3	1				2	4	2			
27	R KOVALEV, ALEXEI	+2	24:08	28	2	2			4	2	2	3	40	2	12			1	1
28	D ROZSIVAL, MICHAL	+2	21:41	30	3	1	1		5					2	7	1			2
29	L OLIWA, KRZYSZTOF	E	2:10	4										4	27				
33	L LACOUTURE, DAN	+1	11:18	16		1	1		2	1					1	1			2
38	C HRDINA, JAN	+2	23:29	30	2				2	1	9	11	45			1			
95	R MOROZOV, ALEXEI	+1	15:08	21	3	1			4	1				1	2				
	TEAM TOTALS	+20			15	12	5	0	32	11	27	37	42	17	64	21	4	2	12

TOI=Time On Ice SHF=# of Shifts MS=Missed Shots FW=Faceoffs Won FL=Faceoffs Lost F%=Faceoff Win Percentage  
 PN=Number of Penalties PIM=Penalty Minutes HT=Hits Given TK=Takeaways GV=Giveaways BS=Blocked Shots

VISITOR

Game Summary

HOME



4

Game 1094  
 Wednesday, March 27, 2002  
 7:38 PM ET at Mellon Arena  
 Attendance 15,106  
 Final

3



NEW JERSEY DEVILS  
 Game 73 Away Game 36

PITTSBURGH PENGUINS  
 Game 73 Home Game 38

SCORING SUMMARY										
G	Per	Time	Team	Goal Scorer	Assist	Assist	N.J.	PIT	STR	
1	1	3:45	N.J.	B. HOLIK (22)	S. BRYLIN (23)	S. GOMEZ (35)	16 4:30 28 23 18	1 33 18 14 8 3		EV
2	1	5:38	PIT	J. TOMS (8)	R. ROBITAILLE (17)		3 30:20 14 11 6	9 1 24 22 10 6		EV
3	2	2:18	PIT	A. MOROZOV (19)	A. KOVALEV (41)	J. HRDINA (29)	5 30:27 26 15 11	95 1 38 28 27 6		EV
4	3	11:24	PIT	R. ROBITAILLE (13)	A. KOVALEV (42)		4 30:27 26 25	22 1 95 27 14 8		PP
5	3	4:11	N.J.	S. RICHER (14)	J. NIEUWENDYK (29)		44 3 30 25 19 4	1 38 33 24 18 7		EV
6	3	14:03	N.J.	B. HOLIK (23)	B. RAFALSKI (39)		16 4:30 28 23 18	1 95 38 27 8 7		EV
7	3	14:52	N.J.	R. ELIAS (25)	J. NIEUWENDYK (30)	J. LANGENBRUNNER (18)	26 5 30 27 25 15	1 95 38 27 24 7		EV

NEW JERSEY DEVILS						PITTSBURGH PENGUINS					
#	Per	Time	Player	PIM	Penalty	#	Per	Time	Player	PIM	Penalty
1	1	2:50	J. MCKENZIE	5:00	Fighting (maj)	1	1	2:50	K. OLIWA	5:00	Fighting (maj)
2	1	14:17	S. GOMEZ	2:00	Hi stick	2	1	14:17	A. FERENCE	2:00	Cross check
3	2	13:35	S. GOMEZ	2:00	Roughing	3	2	13:35	R. ROBITAILLE	2:00	Roughing
4	2	19:53	C. WHITE	2:00	Hi stick						

GOALS BY PER.			SHOTS ON GOAL				PENALTIES-MIN				POWERPLAY (GOALS-OPP)				ZONE TIME		
	N.J.	PIT	N.J.	PIT	N.J.	PIT	N.J.	PIT	N.J.	PIT	N.J.	PIT	N.J.	PIT	Neutral		
1	1	1	13	9	2:7	2:7	1	0-0	0-0	1	6:49	8:48	4:23				
2	0	1	11	5	2:4	1:2	2	0-0	0-1	2	7:27	7:57	4:36				
3	3	1	7	7	0-0	0-0	3	0-0	1-0	3	6:55	6:13	5:12				
T	4	3	31	21	4:11	3:9	T	0-0	1-1	T	20:51	24:58	14:11				
					Time	0:00	1:31										

GOALIES (GOALS-SHOTS AGAINST)						THREE STARS			OFFICIALS		
	1	2	3	T	Time	1 N.J.	25	J. NIEUWENDYK	Referee:	Paul Devorski	
N.J.W)	BRODEUR	1-9	1-5	1-7	3-21	60:00	2 PIT	22	R. ROBITAILLE	Referee:	Greg Kinnerty
PIT(L)	HEDBERG	1-13	0-11	3-7	4-31	59:07	3 N.J.	18	B. HOLIK	Linesman:	Mika Cvik
										Linesman:	Darren Gibbs

3 Stars picked by: Media at Mellon Arena

VISITOR

Event Summary

HOME



4

Game 1094  
 Wednesday, March 27, 2002  
 7:38 PM ET at Mellon Arena  
 Attendance 15,106  
 Final

3



NEW JERSEY DEVILS  
 Game 73 Away Game 36

PITTSBURGH PENGUINS  
 Game 73 Home Game 38

	NEW JERSEY DEVILS	+/-	TOI	SHF	SHOTS					MS	FW	FL	F%	PN	PIM	HT	TK	GV	BS
					1	2	3	OT	T										
30	G BRODEUR, MARTIN		60:00																
34	G VANBIESBROUCK, JOHN		0:00																
3	D DANEYKO, KEN	E	14:40	16												1		3	
4	D STEVENS, SCOTT	+3	23:47	31	2				2						2		1		
5	D WHITE, COLIN	E	21:56	24					1						2		2		
6	D ALBELIN, TOMMY	-1	13:47	17											2			1	
11	C MADDEN, JOHN	-2	14:53	19	1				1		7	5	58		1			1	
12	L NEMCHINOV, SERGEI	E	8:09	12							1	5	16		2				
14	R GIONTA, BRIAN	-1	15:36	19	1	2			3	1	3		100		2			1	
15	R LANGENBRUNNER, JAMIE	E	15:49	22		1	2		3						2				
16	C HOLIK, BOBBY	+2	17:55	23	3		1		4	1	6	12	33		5				
18	C BRYLIN, SERGEI	+2	14:25	20	1				1		1		0		1			1	
19	L MCKENZIE, JIM	+1	5:47	8										1	5	3			
20	L PANDOLFO, JAY	-1	13:01	18	1	1			1						5				
23	C GOMEZ, SCOTT	+2	18:25	23										2	4	1			
25	C NIEUWENDYK, JOE	+2	18:22	26		2	1		3		15	11	57					1	
26	L ELIAS, PATRIK	E	18:11	29	1	3	1		5						1			1	
27	D NIEDERMAYER, SCOTT	E	23:45	27	1	1	1		3						1			1	
28	D RAFALSKI, BRIAN	+2	22:03	27		1			1									1	
44	R RICHER, STEPHANE	+1	13:42	18	2		1		3									1	
	TEAM TOTALS	+10			13	11	7	0	31	4	30	34	47	4	11	31	1	5	8

	PITTSBURGH PENGUINS	+/-	TOI	SHF	SHOTS					MS	FW	FL	F%	PN	PIM	HT	TK	GV	BS
					1	2	3	OT	T										
1	G HEDBERG, JOHAN		59:07																
30	G AUBIN, J-SEBASTIEN		0:00																
3	D PUSHOR, JAMIE	-1	22:06	24					1						1			1	
6	D BERRY, RICK	+2	19:55	25	1		1		2						4		1	3	
7	D FERENCE, ANDREW	-3	21:00	28	1				1					1	2		2	1	
8	D JONSSON, HANS	-2	19:34	25											1			1	
9	L TOMS, JEFF	+1	17:14	22	1		1		2		1	0			1				
10	L NIEMINEN, VILLE	+1	16:02	19			1		1						3			1	
14	C KRAFT, MILAN	-1	15:12	23					1	8	3	72			1	1			
16	C BEECH, KRIS	E	4:36	6					1	4	1	80							
17	C PETERSEN, TOBY	E	4:21	6														1	
18	R DONOVAN, SHEAN	-2	16:29	24	1				1	2					4				
22	C ROBITAILLE, RANDY	+1	20:37	29	3	1	2		6	1	11	11	50	1	2				
24	R MORAN, IAN	-1	20:59	25		2			2						1		1		
27	R KOVALEV, ALEXEI	-1	24:08	27			1		1						2			1	
28	D ROZSIVAL, MICHAL	+1	13:52	18					1									2	
29	L OLIWA, KRZYSZTOF	E	3:07	4									1	5					
33	L LACOUTURE, DAN	-2	15:16	22			1		1										
38	C HRDINA, JAN	-2	21:54	27		1			1	1	11	14	44					1	
95	R MOROZOV, ALEXEI	-1	19:54	25	2	1			3						2			1	
	TEAM TOTALS	-10			9	5	7	0	21	9	34	30	53	3	9	22	2	6	11

TOI=Time On Ice SHF=# of Shifts MS=Missed Shots FW=Faceoffs Won FL=Faceoffs Lost F%=Faceoff Win Percentage  
 PN=Number of Penalties PIM=Penalty Minutes HT=Hits Given TK=Takeaways GV=Giveaways BS=Blocked Shots

Sommaire / Game Summary (Non-officiel)



1

PITTSBURGH PENGUINS  
M/G 74 Étr. / Away 36

NHL No: 1113  
Sam./Sat., 30 Mar. 2002  
7:07 PM ET @ Centre Molson  
Assistance / Attendance 21,273  
End of Per. 4

2



CANADIEN DE MONTREAL  
M/G 75 Dom. / Home 38

SOMMAIRE / SUMMARY																		
G	Per	Temps	Club	But / Scorer	Aide / Assist	Aide / Assist	PIT			MTL			STR					
1	1	8:11	MTL	K. DYKHUIS (5)	J. JUNEAU (26)	A. DACKELL (16)	1	38	27	3	2	28	24	90	60	43	EV	
2	1	15:59	PIT	M. ROZSIVAL (8)	J. HRDINA (30)	R. ROBITAILLE (18)	28	1	95	38	27	22	5	90	60	52	24	PP
3	4	1:32	MTL	O. PETROV (24)	P. BRISEBOIS (28)	D. GILMOUR (29)	1	38	24	22	6	14	93	60	43	20	EV	

PITTSBURGH PENGUINS						CANADIEN DE MONTREAL					
#	Per	Temps	Joueur / Player	MIN	Punition / Penalty	#	Per	Temps	Joueur / Player	MIN	Punition / Penalty
1	1	0:56	9 J. TOMS	2:00	Tripping - Obstruction	1	1	7:41	52 C. RIVET	2:00	Hooking
2	1	7:41	22 R. ROBITAILLE	2:00	Unsportsmanlike conduct	2	1	15:32	29 G. ODJICK	2:00	Roughing
3	1	16:58	2 J. MELICHAR	2:00	Holding stick	3	1	16:58	20 R. ZEDNIK	2:00	Hi stick
4	2	13:29	24 I. MORAN	2:00	Hi stick	4	2	15:26	43 P. BRISEBOIS	2:00	Roughing
5	2	15:26	7 A. FERENCE	2:00	Roughing	5	2	16:37	20 R. ZEDNIK	2:00	Roughing
6	2	16:37	6 R. BERRY	2:00	Roughing	6	2	16:37	20 R. ZEDNIK	2:00	Hi stick
7	2	18:15	10 V. NIEMINEN	2:00	Hooking	7	3	11:06	20 R. ZEDNIK	2:00	Holding - Obstruction
8	3	0:36	28 M. ROZSIVAL	2:00	Interference						
9	3	9:40	2 J. MELICHAR	2:00	Elbowing						
10	3	12:39	27 A. KOVALEV	2:00	Tripping						

Buts / Goals By Per.			Lancers / Shots On Goal			Punitions / Penalties-Min			Avantage num./Powerplay (Buts/ Goals-Opp)			Temp-territoire/Zone Time			
	PIT	MTL		PIT	MTL		PIT	MTL		PIT	MTL		PIT	MTL	Neutral
1	1	1	1	5	9	1	3-6	3-6	1	1-1	0-1	1	7:11	7:56	4:53
2	0	0	2	14	6	2	4-8	3-6	2	0-1	0-2	2	7:04	8:23	4:33
3	0	0	3	7	16	3	3-6	1-2	3	0-1	0-3	3	8:04	6:56	5:00
4	0	1	4	0	4	4	0-0	0-0	4	0-0	0-0	4	1:08	0:09	0:15
										Temps	3:04	10:37			

Gardiens / Goalies (Buts / Goals - Lancers / Shots Against)								3 Étoiles / Three Stars			Officiels / Officials	
		1	2	3	OT	T	Temps	# 1	# 2	# 3	Arbitre:	Officiels
PIT	HEDBERG	1-9	0-6	0-16	1-4	2-35	60:00				Arbitre:	Marc Joannette
MTL	THEODORE	1-5	0-14	0-7	0-0	1-26	61:32				Juge de ligne:	Scott Driscoll
											Juge de ligne:	Lyle Seitz

3 Stars picked par / by: N A





En résumé / Event Summary (Non-officiel)



1

PITTSBURGH PENGUINS  
M/G 74 Ètr. / Away 36

NHL No: 1113  
Sam./Sat., 30 Mar. 2002  
7:07 PM ET @ Centre Molson  
Assistance / Attendance 21,273  
End of Per. 4

2



CANADIEN DE MONTREAL  
M/G 75 Dom. / Home 38

	PITTSBURGH PENGUINS	+/-	T TOI	P SHF	LANCERS / SHOTS					LR MS	MG FW	MP FL	M% F%	PUN PN	MIN PIM	MÉ HT	PP TK	R GV	LB BS	
					1	2	3	OT	TS											
1	G HEDBERG, JOHAN		60:00															5		
30	G AUBIN, J-SEBASTIEN		0:00																	
2	D MELICHAR, JOSEF	-1	15:48	21										2	4	2		1	2	
3	D PUSHOR, JAMIE	-1	17:20	20						1						1		3	2	
6	D BERRY, RICK	-1	17:28	21						1				1	2	3	1	1	2	
7	D FERENCE, ANDREW	E	18:49	18						1				1	2	2	2	2		
8	D JONSSON, HANS	E	14:44	21		1			1								1	1	3	
9	L TOMS, JEFF	E	15:32	21	1		1		2					1	2	1	1			
10	L NIEMINEN, VILLE	E	12:07	17		1			1					1	2	3		1		
14	C KRAFT, MILAN	E	10:49	14		1			1	3	10	23					1			
16	C BEECH, KRIS	E	4:45	9		1			1	4	3	57				1				
17	C PETERSEN, TOBY	E	10:46	16		4	1		5		3	0						1		
18	R DONOVAN, SHEAN	E	16:57	20		1	2		3	1		0				1	2	1		
22	C ROBITAILLE, RANDY	-1	20:55	24	1		1		2		9	12	42		1	2	1	2		
24	R MORAN, IAN	-1	17:08	21	2	1			3					1	2		2	2	3	
27	R KOVALEV, ALEXEI	-1	25:54	30			1		1	1	2	1	66		1	2	3	2	1	2
28	D ROZSIVAL, MICHAL	E	18:32	23	1	1	1		3	2				1	2			3	2	
33	L LACOUTURE, DAN	E	11:33	14		2			2							1		1		
38	C HRDINA, JAN	-2	22:34	28		1			1	2	11	14	44				2	2	1	
95	R MOROZOV, ALEXEI	E	15:31	18					1							1	3			
	EQUIPE / TEAM TOTALS	-8				5	14	7	0	26	10	29	44	40	10	20	20	17	27	17

	CANADIEN DE MONTREAL	+/-	T TOI	P SHF	LANCERS / SHOTS					LR MS	MG FW	MP FL	M% F%	PUN PN	MIN PIM	MÉ HT	PP TK	R GV	LB BS	
					1	2	3	OT	TS											
35	G FISET, STEPHANE		0:00																	
60	G THEODORE, JOSE		61:32																2	
5	D QUINTAL, STEPHANE	E	21:21	21		1	4		5	1						2	2	3	2	
14	R PETROV, OLEG	+1	24:23	25			1	1	2	1							1		2	
20	R ZEDNIK, RICHARD	+1	17:15	21		1	1		2	1				4	8					
22	L LINDSAY, BILL	E	5:55	8							4	3	57			1				
24	R DACKELL, ANDREAS	+1	17:03	21	1		2		3								3			
25	L KILGER, CHAD	E	14:32	18						3						7	1		3	
28	D DYKHUIS, KARL	+1	21:11	23	1	1		1	3	1							1	1		
29	L ODJICK, GINO	E	6:37	10			1		1	2				1	2				1	
43	D BRISEBOIS, PATRICE	+2	24:06	26						1				1	2	1			2	
44	D SOURAY, SHELDON	E	15:29	19	3		1		4	2						3		4	3	
52	D RIVET, CRAIG	E	19:21	25										1	2	1	1	1	1	
78	C LANDRY, ERIC	E	4:29	8												2				
79	D MARKOV, ANDREI	E	17:17	18						2							1	1	2	
82	R AUDETTE, DONALD	E	19:39	21	3	2	1		6	1							2	3		
90	C JUNEAU, JOE	+1	20:43	26	1		1	2	4		9	13	40			2		2	1	
93	C GILMOUR, DOUG	+1	24:45	24			2		2		12	9	57			2		1		
94	C PERREAULT, YANIC	E	15:41	18		1			1	2	19	4	82					1		
95	L BEREZIN, SERGEI	E	7:44	10			2		2	1						1	1		1	
	EQUIPE / TEAM TOTALS	+8				9	6	16	4	35	18	44	29	60	7	14	22	13	18	19

T=Temps de glace P=Présences LR=Lancers ratés MG=Mises en jeu gagnées MP=Mises en jeu perdues M%=Pourcentage de réussite mises en jeu  
 PUN=Punitions (nombre) MIN=Minutes punition MÉ=Mises en échec PP=Prise possession R=Revirement LB=Lancers bloqués  
 TOI=Time On Ice SHF=# of Shifts MS=Missed Shots FW=Faceoffs Won FL=Faceoffs Lost F%=Faceoff Win Percentage  
 PN=Number of Penalties PIM=Penalty Minutes HT=Hits Given TK=Takeaways GV=Giveaways BS=Blocked Shots

Handwritten text on a grid background, appearing to be a list or table of entries. The text is very faint and difficult to read, but seems to consist of several columns of data.

Handwritten text on a grid background, appearing to be a list or table of entries. The text is very faint and difficult to read, but seems to consist of several columns of data.

VISITOR

HOME



3

Game Summary

Game-1128  
 Monday, April 1, 2002  
 7:38 PM ET at Mellon Arena  
 Attendance 14,110  
 Final

0



MONTREAL  
 CANADIENS

Game 76 Away Game 38

PITTSBURGH  
 PENGUINS

Game 75 Home Game 39

SCORING SUMMARY									
G	Per	Time	Team	Goal Scorer	Assist	Assist	MTL	PIT	STR
1	1	10:20	MTL	C. KILGER (8)	J. JUNEAU (27)	C. RIVET (16)	25 6 90 60 52	1 95 38 28 27 22	SH
2	2	3:15	MTL	R. ZEDNIK (20)	Y. PERREAULT (27)	A. MARKOV (18)	20 95 94 79 60 52	1 95 24 14 10 7	EV
3	2	19:47	MTL	S. QUINTAL (5)	D. GILMOUR (30)	C. KILGER (13)	6 93 60 28 25 24	1 95 24 17 16 6	EV

MONTREAL CANADIENS					PITTSBURGH PENGUINS						
#	Per	Time	Player	PIM	Penalty	#	Per	Time	Player	PIM	Penalty
1	1	9:17	24 A. DACKELL	2:00	Tripping	1	1	15:08	3 J. PUSHOR	2:00	Holding
2	1	15:08	29 G. ODJICK	5:00	Fighting (maj)	2	1	15:08	3 J. PUSHOR	5:00	Fighting (maj)
3	1	15:08	29 G. ODJICK	2:00	Roughing	3	2	12:17	10 V. NIEMINEN	2:00	Hi-stick
4	1	17:45	44 S. SOURAY	2:00	Roughing	4	3	3:16	2 J. MELICHAR	2:00	Hi-stick
5	2	4:06	29 G. ODJICK	2:00	Hi-stick	5	3	4:28	6 R. BERRY	2:00	Roughing
6	2	16:14	22 B. LINDSAY	2:00	Roughing	6	3	17:20	7 A. FERENCE	2:00	Holding
7	2	16:14	29 G. ODJICK	2:00	Elbowing						

GOALS BY PER:		SHOTS ON GOAL		PENALTIES-MIN		POWERPLAY (GOALS-OPP)		ZONE TIME							
	MTL	PIT	MTL	PIT	MTL	PIT	MTL	PIT	MTL	PIT	Neutral				
1	1	0	1	8	14	1	4:11	2:7	1	0:0	0:2	1	7:00	8:43	4:17
2	2	0	2	6	8	2	3:6	1:2	2	0:1	0:3	2	9:57	6:39	3:24
3	0	0	3	10	6	0	0:0	3:6	3	0:3	0:0	3	9:40	6:06	4:14
T	3	0	T	24	28	T	7:17	6:15	T	0:4	0:5	T	26:37	21:28	11:55
							Time	8:00	10:00						

GOALIES (GOALS-SHOTS AGAINST)					THREE STARS		OFFICIALS				
		1	2	3	T	Time	1 MTL	60	J. THEODORE	Referee:	Bill McCreary
MTL(W)	THEODORE	0-14	0-8	0-6	0-28	60:00	2 MTL	25	C. KILGER	Referee:	Brad Watson
PIT(L)	HEDBERG	1-8	2-6	0-10	3-24	59:35	3 MTL	93	D. GILMOUR	Linesman:	Pierre Racicot
										Linesman:	Tony Sericolo

3 Stars picked by: Media at the Mellon Arena

VISITOR

Event Summary

HOME



3

Game 1128  
 Monday, April 1, 2002  
 7:38 PM ET at Mellon Arena  
 Attendance 14,110  
 Final

0



MONTREAL  
 CANADIENS  
 Game 76 Away Game 38

PITTSBURGH  
 PENGUINS  
 Game 75 Home Game 39

	MONTREAL CANADIENS	+/-	TOI	SHF	SHOTS					MS	FW	FL	F%	PN	PIM	HT	TK	GV	BS
					1	2	3	OT	T										
36	G Fiset, Stephane		0:00																
60	G Theodre, Jose		60:00																
5	D Quintal, Stephane	+2	23:09	26	1	1			2										
14	R Petrov, Oleg	E	16:48	18			1		1										
20	R Zednik, Richard	+1	16:19	17		1	1		2	2					1				
22	L Lindsay, Bill	E	10:11	15									1		2	1			1
24	R Dackell, Andreas	+1	14:04	21									1		2				2
25	L Kilger, Chad	+2	14:50	22	2		1		3	1					2				
27	C Van Allen, Shaun	E	12:57	18							6	4	60						1
28	D Dykhuis, Karl	+1	18:10	24		1			1										
29	L Odjick, Gino	E	7:38	12									4		11				
43	D Brisebois, Patrice	E	22:30	23	1				1	1					1				2
44	D Souray, Sheldon	E	15:13	23	4	1			2	2			1		2	3		1	1
52	D Rivet, Craig	+2	22:58	24	1		1		2	1									4
79	D Markov, Andrei	+1	16:43	16	1				1										2
82	R Audette, Donald	E	16:32	18			2		2	4									1
90	C Juneau, Joe	+1	17:20	22	1				1		12	9	57						2
93	C Gilmour, Doug	+1	16:48	18			1		1		5	6	46			1			
94	C Perreault, Yanic	+1	14:28	15		1	2		3	1	8	4	68						
95	L Berezin, Sergei	+1	14:27	15		1	1		2	1									1
	TEAM TOTALS	+14				8	6	10	0	24	13	23	57	7	17	9	0	3	15

	PITTSBURGH PENGUINS	+/-	TOI	SHF	SHOTS					MS	FW	FL	F%	PN	PIM	HT	TK	GV	BS	
					1	2	3	OT	T											
1	G Hedberg, Johan		59:35																	
30	G Aubin, J-Sebastien		0:00																	
2	D Melichar, Josef	E	17:17	20	1	2			3	1				1	2	2			3	
3	D Pushor, Jamie	E	16:49	21		1	1		2					2	7	1	1	1	2	
6	D Berry, Rick	-1	16:58	20	2				2	1				1	2	1				
7	D Ference, Andrew	-1	14:05	18	1				1	2				1	2	5			1	
8	D Jonsson, Hans	E	15:43	20					1						1	1			1	
9	L Toms, Jeff	E	13:09	14			1		1	2										
10	L Nieminen, Ville	-1	20:25	18					2					1	2	3				
14	C Kraft, Milan	-1	13:58	18	1				1	1	11	4	73					1	1	
16	C Beech, Kris	-1	16:06	19	1		1		2	2	2	7	22			1				
17	C Petersen, Toby	-1	11:59	16			1		1									1	1	
18	R Donovan, Shean	E	14:41	20	1				1			1	0							
22	C Robitaille, Randy	-1	24:09	22	2	2	1		5		7	13	35							
24	R Moran, Ian	-2	14:18	18												1			1	
27	R Kovalov, Alexei	-1	25:10	20		2	1		3	5	1	100			2		1			
28	D Rozsival, Michal	-1	23:42	19	1	1			2	2					2	1		2		
33	L Lacouture, Dan	E	10:36	14											1					
38	C Hrdina, Jan	-1	6:02	7	2				2		2	6	25							
95	R Morozov, Alexei	-3	15:32	17	2				2										1	
	TEAM TOTALS	-16				14	8	6	0	28	19	23	31	43	6	16	20	3	6	12

TOI=Time On Ice SHF=# of Shifts MS=Missed Shots FW=Faceoffs Won FL=Faceoffs Lost F%=Faceoff Win Percentage  
 PN=Number of Penalties PIM=Penalty Minutes HT=Hits Given TK=Takeaways GV=Giveaways BS=Blocked Shots

VISITOR

Game Summary

HOME



2

Game 1143  
 Wednesday, April 3, 2002  
 7:38 PM ET at National Car Rental Center  
 Attendance 15,614  
 Final

3



PITTSBURGH  
 PENGUINS  
 Game 76 Away Game 37

FLORIDA PANTHERS  
 Game 76 Home Game 39

SCORING SUMMARY										
G	Per	Time	Team	Goal Scorer	Assist	Assist	PIT	FLA	STR	
1	1	2:15	FLA	P. DAGENAIS (7)	R. SVEHLA (19)	R. JARDINE (1)	3 95 30 14 9 8	26 19 44 37 32 24	EV	
2	1	17:33	PIT	H. JONSSON (2)	K. BEECH (15)	J. TOMS (5)	5 3 30 16 14 9	2 37 28 18 5	PP	
3	3	0:30	PIT	M. ROZSIVAL (9)	A. KOVALEV (43)	R. ROBITAILLE (19)	28 2 30 27 22 10	18 44 38 37 28 24	EV	
4	3	10:13	FLA	S. WEISS (1)	O. JOKINEN (16)	R. SVEHLA (20)	3 33 30 26 6	19 12 44 37 24 18	PP	
5	3	16:40	FLA	E. BEAUDOIN (1)	L. PITLICK (1)		6 30 28 22 17 10	38 2 37 28 18 5	EV	

PITTSBURGH PENGUINS						FLORIDA PANTHERS					
#	Per	Time	Player	PIM	Penalty	#	Per	Time	Player	PIM	Penalty
1	1	2:57	16 K. BEECH	2:00	Tripping	1	1	15:36	23 K. ROSSITER	2:00	Hi stick
2	2	1:46	9 J. TOMS	2:00	Holding stick	2	1	17:33	Team	2:00	Delay of game - bench
3	2	12:05	6 R. BERRY	2:00	Roughing	3	2	12:05	32 R. JARDINE	2:00	Roughing
4	2	17:07	6 R. BERRY	5:00	Fighting (maj)	4	2	13:16	18 M. NILSON	2:00	Hi stick
5	3	9:52	95 A. MOROZOV	2:00	Hooking	5	2	17:07	12 O. JOKINEN	5:00	Fighting (maj)
6	3	16:55	27 A. KOVALEV	2:00	Hooking	6	3	12:45	8 P. WORRELL	2:00	Board check

GOALS BY PER.		SHOTS ON GOAL		PENALTIES-MIN		POWERPLAY (GOALS-OPP)		ZONE TIME					
	PIT	FLA		PIT	FLA		PIT	FLA	PIT	FLA	Neutral		
1	1	1	11	7	1	1-2	2-4	1	1-2	0-1	7:18	8:51	3:51
2	0	2	10	9	2	3-9	3-9	2	0-1	0-1	7:28	8:40	3:52
3	1	3	12	10	3	2-4	1-2	3	0-1	1-2	7:46	7:34	4:40
T	2	3	33	26	6	6-15	6-15	T	1-4	1-4	22:32	25:05	12:23
							Time		7:57	6:21			

GOALIES (GOALS-SHOTS AGAINST)					THREE STARS			OFFICIALS			
		1	2	3	T	Time	1 FLA	19	S. WEISS	Referee:	Mark Faucette
PIT(L)	AUBIN	1-7	0-9	2-10	3-26	59:14	2 FLA	38	E. BEAUDOIN	Referee:	Marc Joannette
FLA(W)	KIDD	1-11	0-10	1-12	2-33	59:50	3 FLA	24	R. SVEHLA	Linesman:	Mark Pare
										Linesman:	Lyle Seitz

3 Stars picked by: Media

VISITOR

Event Summary

HOME



2

Game 1143  
Wednesday, April 3, 2002

3



7:38 PM ET at National Car Rental Center

Attendance 15,614

Final

PITTSBURGH PENGUINS

Game 76 Away Game 37

FLORIDA PANTHERS

Game 76 Home Game 39

	PITTSBURGH PENGUINS	+/-	TOI	SHF	SHOTS					MS	FW	FL	F%	PN	PIM	HT	TK	GV	BS	
					1	2	3	OT	T											
1	G HEDBERG, JOHAN		0:00																	
30	G AUBIN, J-SEBASTIEN		59:14																	
2	D MELICHAR, JOSEF	+1	19:33	28		1			1							3		3		
3	D PUSHOR, JAMIE	-1	21:38	27			1			1	2					1		1	1	
6	D BERRY, RICK	-1	17:51	26	1					1	1			2	7	2		1	1	
8	D JONSSON, HANS	-1	24:01	29	2					2								2	1	
9	L TOMS, JEFF	-1	15:33	19	2					2	1			1	2			1		
10	L NIEMINEN, VILLE	E	17:20	19			1			1								1		
14	C KRAFT, MILAN	-1	16:18	20	2		2			4		4	10	28						
16	C BEECH, KRIS	E	10:29	18							6	5	54	1	2	2				
17	C PETERSEN, TOBY	-1	8:49	15																
18	R DONOVAN, SHEAN	E	14:33	20	1					1	2		1	0			1		1	
22	C ROBITAILLE, RANDY	E	21:12	20			2			4	1	13	7	65			1	1	1	
24	R MORAN, IAN	E	2:55	4																
26	C MANDERVILLE, KENT	E	13:44	22				1			11	9	55			1	2		1	
27	R KOVALEV, ALEXEI	+1	23:50	22	2	2	2			6	2			1	2	1				
28	D ROZSIVAL, MICHAL	E	26:13	29		1	1			2						4				
29	L OLIVA, KRZYSZTOF	E	6:57	11						1									1	
33	L LACOUTURE, DAN	E	12:49	20	1		1			2							1		2	
95	R MOROZOV, ALEXEI	-1	17:34	19			3	2		5				1	2	1				
	TEAM TOTALS	-5				11	10	12	0	33	10	34	32	52	6	15	17	4	10	8

	FLORIDA PANTHERS	+/-	TOI	SHF	SHOTS					MS	FW	FL	F%	PN	PIM	HT	TK	GV	BS	
					1	2	3	OT	T											
31	G FLAHERTY, WADE		0:00																	
37	G KIDD, TREVOR		59:50																	
2	D PITLICK, LANCE	+1	14:02	19			1			1						1		1		
5	D ULANOV, IGOR	+1	17:15	20			1			1						1		1	1	
8	L WORRELL, PETER	E	9:08	14	1					1				1	2	2				
12	C JOKINEN, OLLI	E	23:23	23			2			2	1	6	14	30	1	8	4		2	
14	L HAGMAN, NIKLAS	E	14:30	18	1		1			2		1	0			1	1	1	2	
18	L NILSON, MARCUS	E	15:54	23			3			3	2	10	4	71	1	2	1	1	1	
19	C WEISS, STEPHEN	+1	14:44	17	1		2			3	1	9	5	64				1	1	
22	R HUSELIUS, KRISTIAN	E	18:46	20						1							1	1	1	
23	D ROSSITER, KYLE	E	13:58	16						1				1	2	1				
24	D SVEHLA, ROBERT	E	31:40	25	1	1				2	1					4	2	1	1	
26	L DAGENAIS, PIERRE	+1	10:18	14	1	1				2	1					2	1	1		
28	C WIEMER, JASON	E	15:09	17													1		1	
32	L JARDINE, RYAN	+1	12:12	18	1					1	3			1	2	4				
36	D TETARENKO, JOEY	E	7:53	12	1					1						3	1			
38	L BEAUDOIN, ERIC	E	18:03	21			2			2	1	1	0			1	1	1	1	
42	L NORTON, BRAD	E	9:29	14												1				
43	C RITCHIE, BYRON	E	11:15	18			3	2		5	7	9	43				3	1	1	
44	D OZOLINSH, SANDIS	E	30:58	26																
	Team Penalty		0:00												1	2				
	TEAM TOTALS	+5				7	9	10	0	26	12	32	34	48	6	15	29	11	4	12

TOI=Time On Ice SHF=# of Shifts MS=Missed Shots FW=Faceoffs Won FL=Faceoffs Lost F%=Faceoff Win Percentage  
PN=Number of Penalties PIM=Penalty Minutes HT=Hits Given TK=Takeaways GV=Giveaways BS=Blocked Shots

VISITOR

HOME



2

Game Summary

Game 1151  
Thursday, April 4, 2002  
7:38 PM ET at Ice Palace  
Attendance 15,454  
Final

4



PITTSBURGH  
PENGUINS  
Game 77 Away Game 38

TAMPA BAY  
LIGHTNING  
Game 77 Home Game 39

SCORING SUMMARY										
G	Per	Time	Team	Goal Scorer	Assist	Assist	PIT	T.B	STR	
1	1	18:54	PIT	A. KOVALEV (30)	M. ROZSIVAL (20)	A. MOROZOV (27)	27	1 95 38 28 22	5 41 35 13	PP
2	2	4:38	PIT	V. NIEMINEN (11)	D. LAGOUTURE (10)		10	1 33 14 8 5	13 44 35 26 20 19	EV
3	2	12:03	T.B	D. ANDREYCHUK (19)	J. CULLIMORE (8)	B. RICHARDS (41)	1	18 16 9 8 5	25 4 35 22 19 5	EV
4	2	19:02	T.B	V. LECAVALIER (16)	M. ST. LOUIS (19)	S. WILLIS (12)	1	33 28 14 10 6	4 44 35 26 24 13	EV
5	3	4:05	T.B	D. ANDREYCHUK (20)	J. OLVESTAD (11)	C. SARICH (9)	1	95 38 27 8 5	25 5 41 35 21 7	EV
6	3	19:52	T.B	B. CLYMER (14)	D. ANDREYCHUK (17)	J. CULLIMORE (9)	8	95 38 27 22 10	7 5 41 35 25 21	EV-EN

PITTSBURGH PENGUINS						TAMPA BAY LIGHTNING					
#	Per	Time	Player	PIM	Penalty	#	Per	Time	Player	PIM	Penalty
1	1	11:47	14 M. KRAFT	2:00	Tripping	1	1	17:11	25 D. ANDREYCHUK	2:00	Kneeling
2	3	5:10	10 V. NIEMINEN	2:00	Slashing	2	1	18:50	21 C. SARICH	2:00	Hooking
						3	2	7:12	15 N. ALEXEEV	2:00	Interference on the goaltender
						4	2	9:59	4 V. LECAVALIER	2:00	Interference
						5	3	10:57	25 D. ANDREYCHUK	2:00	Tripping - Obstruction
						6	3	12:25	41 J. OLVESTAD	2:00	Slashing

GOALS BY PER		SHOTS ON GOAL		PENALTIES-MIN		POWERPLAY (GOALS-OPP)		ZONE TIME						
	PIT	T.B		PIT	T.B		PIT	T.B	PIT	T.B	Neutral			
1	1	0	1	7	9	1	1-2	2-4	1	1-2	0-1	7:43	7:20	4:57
2	1	2	2	11	13	2	0-0	2-4	2	0-2	0-0	6:50	7:52	5:18
3	0	2	3	13	10	3	1-2	2-4	3	0-2	0-1	6:50	8:13	4:57
T	2	4	6	31	32	6	2-4	6-12	6	0-2	0-1	21:23	23:25	15:12
								Time	11:43	4:00				

GOALIES (GOALS-SHOTS AGAINST)					THREE STARS			OFFICIALS			
	1	2	3	T	Time	1.T.B	25	D. ANDREYCHUK	Referee:	Chris Lee	
PIT(L)	HEDBERG	0-9	2-13	1-9	3-31	59:17	2.T.B	4	V. LECAVALIER	Referee:	Paul Stewart
PIT	EMPTY NET	0-0	0-0	1-1	1-1		3.T.B	35	N. KHABIBULIN	Linesman:	Mark Pare
T.B(W)	KHABIBULIN	1-7	1-11	0-13	2-31	59:58				Linesman:	Lyle Seitz

3-Stars-picked by: N/A

VISITOR

Event Summary

HOME



2

Game 1151  
Thursday, April 4, 2002  
7:38 PM ET at Ice Palace  
Attendance 15,454  
Final

4



PITTSBURGH PENGUINS  
Game 77 Away Game 38

TAMPA BAY LIGHTNING  
Game 77 Home Game 39

	PITTSBURGH PENGUINS	+/-	TOI	SHF	SHOTS					MS	FW	FL	F%	PN	PIM	HT	TK	GV	BS	
					1	2	3	OT	T											
1	G HEDBERG, JOHAN		59:17																	
30	G AUBIN, J-SEBASTIEN		0:00																	
3	D PUSHOR, JAMIE	E	18:28	21												3		1		
5	D LAUKKANEN, JANNE	-1	12:48	21												4		1	1	
6	D BERRY, RICK	-1	17:54	19		2	1			3						1				
7	D FERENCE, ANDREW	E	19:28	21	1					1	1					2		1		
8	D JONSSON, HANS	-2	18:24	25			1			1						2				
9	L TOMS, JEFF	-1	12:19	16	1	2				3	1					1	1			
10	L NIEMINEN, VILLE	-1	11:30	16		1				1	1					2				
14	G KRAFT, MILAN	E	14:48	19			3			3		10	9	52	1	2		1		
16	G BEECH, KRIS	-1	11:46	15								1	4	20		1		1		
17	C PETERSEN, TOBY	E	9:02	12						1		1	0			1				
18	R DONOVAN, SHEAN	-1	11:49	14	1		1			2							1			
22	C ROBITAILLE, RANDY	-1	21:01	24	1	1	2			4	1	12	8	60						
27	R KOVALEV, ALEXEI	-2	26:43	26	1	1	1			3	3						1	1		
28	D ROZSIVAL, MICHAL	-1	23:08	22	1		2			3									2	
29	L OLIWA, KRZYSZTOF	E	8:11	11												1				
33	L LACOUTURE, DAN	E	13:32	18						1						1	1			
38	C HRDINA, JAN	-2	22:42	28		2				2	1	16	11	59				1	2	
95	R MOROZOV, ALEXEI	-2	21:03	24	1	1	2			4	2							1	1	
	TEAM TOTALS	-16			7	11	13	0		31	11	39	33	54	2	4	17	4	7	7

	TAMPA BAY LIGHTNING	+/-	TOI	SHF	SHOTS					MS	FW	FL	F%	PN	PIM	HT	TK	GV	BS	
					1	2	3	OT	T											
31	G KOCHAN, DIETER		0:00																	
35	G KHABIBULIN, NIKOLAI		69:58																	
2	D NECKAR, STAN	E	19:45	22			1			1	2								1	
4	C LECAVALIER, VINCENT	+2	12:07	18		1				1	1	9	6	60	1	2	1		1	
5	D CULLIMORE, JASSEN	+3	22:47	26	1		1			2						3				
7	R CLYMER, BEN	+2	17:20	22		2	1			3						5	2			
13	D KUBINA, PAVEL	E	20:34	25	1	1	1			3						1			1	
15	R ALEXEEV, NIKITA	E	11:22	15		1	1			2	1				1	2	1	1	1	
19	C RICHARDS, BRAD	E	16:58	19	1					1	1	4	7	36				2		
20	C PROSPAL, VACLAV	-1	21:54	24	2	1				3		4	4	50						
21	D SARICH, CORY	+2	19:38	24		1				1					1	2	3		1	
22	D BOYLE, DAN	+1	19:52	19	1	1				2										
24	R WILLIS, SHANE	+1	11:42	16	1		3			4	2	1	100			4				
25	L ANDREYCHUK, DAVE	+3	21:08	29		1	2			3		14	17	45	2	4	1	1	1	
26	C ST. LOUIS, MARTIN	E	18:00	20	1	1				2								1	1	
28	R KEEFE, SHELDON	E	8:08	12												1		1		
41	L OLVESTAD, JIMMIE	+2	20:59	25		2				2		1	0	1	2	1				
44	D PRATT, NOLAN	E	13:34	20		1				1										
46	C CIBAK, MARTIN	E	5:58	10	1					1		1	4	20			1			
54	R ROYER, GAETAN	E	3:50	7												2				
	TEAM TOTALS	+15			9	13	10	0		32	7	33	39	48	6	12	25	9	7	5

TOI=Time On Ice SHF=# of Shifts MS=Missed Shots FW=Faceoffs Won FL=Faceoffs Lost F%=Faceoff Win Percentage  
PN=Number of Penalties PIM=Penalty Minutes HT=Hits Given TK=Takeaways GV=Giveaways BS=Blocked Shots



VISITOR

HOME



1

Game Summary

Game 1167  
 Saturday, April 6, 2002  
 7:07 PM ET at First Union Center  
 Attendance 19,750  
 Final

3



PITTSBURGH  
 PENGUINS  
 Game 78 Away Game 39

PHILADELPHIA  
 FLYERS  
 Game 78 Home Game 39

SCORING SUMMARY

G	Per	Time	Team	Goal Scorer	Assist	Assist	PIT	PHI	STR
1	1	11:52	PHI	J. WILLIAMS (17)	J. ROENICK (45)		4 30 22 18 16 7	14 2 97 32 12 3	EV
2	2	1:36	PHI	J. ROENICK (21)	A. OATES (63)	S. GAGNE (32)	6 30 18 17 8	97 5 77 32 12 8	PP
3	2	12:16	PIT	S. DONOVAN (8)	A. KOVALEV (44)	R. BERRY (1)	18 3 30 27 7 4	2 87 77 32 8 5	EV
4	3	19:57	PHI	A. OATES (13)	M. RECCHI (39)	K. PRIMEAU (29)	10 95 36 27 22 14	77 5 32 25 8 6	EV-EN

PITTSBURGH PENGUINS

PHILADELPHIA FLYERS

#	Per	Time	Player	PIM	Penalty	#	Per	Time	Player	PIM	Penalty
1	1	5:02	3 J. PUSHOR	5:00	Fighting (maj)	1	1	5:02	87 D. BRASHEAR	5:00	Fighting (maj)
2	1	7:13	6 R. BERRY	2:00	Roughing	2	1	12:39	6 C. THERIEN	2:00	Holding
3	2	0:31	5 J. LAUKKANEN	2:00	Holding	3	2	4:12	17 B. TIBBETTS	5:00	Fighting (maj)
4	2	4:12	29 K. OLIWA	5:00	Fighting (maj)	4	2	10:11	87 D. BRASHEAR	2:00	Roughing
5	2	10:11	3 J. PUSHOR	2:00	Roughing						
6	3	7:53	6 R. BERRY	2:00	Hooking						

	GOALS BY PER		SHOTS ON GOAL		PENALTIES-MIN		POWERPLAY (GOALS-OPP)		ZONE TIME			
	PIT	PHI	PIT	PHI	PIT	PHI	PIT	PHI	PIT	PHI	Neutral	
1	0	1	1	7	1	2-7	1	0-1	1	8:24	7:55	3:41
2	1	1	2	6	2	3-9	2	0-0	2	8:30	7:04	4:26
3	0	1	3	5	3	1-2	3	0-0	3	6:59	8:35	4:26
T	1	3	6	18	6	6-18	6	0-1	6	23:53	23:34	12:33
							Time	2:00	5:05			

	GOALIES (GOALS-SHOTS AGAINST)				THREE STARS			OFFICIALS	
	1	2	3	T	Time	1:PHI	2:PHI	3:PIT	Referee:
PIT (C)	AUBIN	1-9	1-19	0-3	2-36	59:17	97 J. ROENICK		Kerry Fraser
PIT (W)	EMPTY NET	0-0	0-0	1-1	1-1		14 J. WILLIAMS		Scott Zeikin
PHI (W)	CECHMANEK	0-7	1-6	0-5	1-18	59:46	30 J. AUBIN		Greg Devorski
									Brian Mach

3 Stars picked by: GARY DORNHOFFER PHILA. RADIO

© Copyright 2002, National Hockey League

2002-04-06-21.35.18

VISITOR

Event Summary

HOME



1

Game 1167

Saturday, April 6, 2002

7:07 PM ET at First Union Center

Attendance 19,750

Final

3



PITTSBURGH PENGUINS  
Game 78 Away Game 39

PHILADELPHIA FLYERS  
Game 78 Home Game 39

	PITTSBURGH PENGUINS	+/-	TOI	SHF	SHOTS					MS	FW	FL	F%	PN	PIM	HT	TK	GV	BS
					1	2	3	OT	T										
1	G HEDBERG, JOHAN		0:00																
30	G AUBIN, J-SEBASTIEN		59:17																
3	D PUSHOR, JAMIE	+1	18:12	21										2	7	4	2	1	
4	D WILSON, MIKE	E	17:58	22	1				1							3	1	2	
5	D LAUKKANEN, JANNE	E	18:48	21									1	2	2	1	3		
6	D BERRY, RICK	E	19:57	21		1			1				2	4				2	
7	D FERENCE, ANDREW	E	17:57	22						1						1	1	1	
8	D JONSSON, HANS	E	23:54	23	1				1									3	
9	L TOMS, JEFF	E	10:12	13			1		1		3	4	42			1			
10	L NIEMINEN, VILLE	-1	18:24	20	1	1	2		4	1								1	
14	C KRAFT, MILAN	-1	10:24	15	2				2		5	6	45			1			
16	C BEECH, KRIS	-1	16:32	19						1						1	2	1	
17	C PETERSEN, TOBY	E	9:49	15						1	1	2	33			2		1	
18	R DONOVAN, SHEAN	E	13:29	15						1						2			
22	C ROBITAILLE, RANDY	-2	18:06	18		1	1		2	6	9	10	47					1	
27	R KOVALEV, ALEXEI	E	19:34	21	2	1			3			2	0					3	
29	L OLIWA, KRZYSZTOF	E	6:58	10										1	5	1			
33	L LACOUTURE, DAN	E	13:04	16						1									
38	C HRDINA, JAN	-1	19:57	22		1			1		7	14	33						
95	R MOROZOV, ALEXEI	-1	17:15	21			1											3	
	TEAM TOTALS	-6			7	6	5	0	18	8	25	38	40	6	18	18	7	11	15

	PHILADELPHIA FLYERS	+/-	TOI	SHF	SHOTS					MS	FW	FL	F%	PN	PIM	HT	TK	GV	BS
					1	2	3	OT	T										
32	G CECHMANEK, ROMAN		59:46																
33	G BOUCHER, BRIAN		0:00																
2	D WEINRICH, ERIC	E	23:59	23	1		1		2										
3	D MCGILLIS, DANIEL	+1	22:42	21		1			1							2	1	1	
5	D JOHNSON, KIM	E	23:45	22			1		1	1								2	
6	D THERIEN, CHRIS	+1	21:42	22	1	2	1		4					1	2	3		1	
8	R RECCHI, MARK	E	18:56	21	1	3	1		5	2						1	1		
10	L LECLAIR, JOHN	E	14:36	18			1		1	1						1	1	1	
12	L GAGNE, SIMON	+1	16:49	18		2			2	2						1	1	1	
14	R WILLIAMS, JUSTIN	+1	12:55	17	1	2			3	1						1	1	1	
17	R TIBBETTS, BILLY	E	10:29	16	1				1					1	5			2	
19	L RANHEIM, PAUL	E	10:18	16		1			1								1	1	
20	C DOPITA, JIRI	E	9:59	15		1			1		6	7	46					1	
22	D RICHARDSON, LUKE	E	21:43	24		2			2							3			
24	D MCALLISTER, CHRIS	E	2:28	3	1				1									1	
25	C PRIMEAU, KEITH	+1	18:59	21		1			1	3	13	6	68			2		3	
26	L FEDOTENKO, RUSLAN	E	17:11	19	1	2	1		4	1									
77	C OATES, ADAM	E	19:27	22	1		1		2		12	4	75				1		
87	L BRASHEAR, DONALD	-1	14:17	18		1	1		2					2	7	6		1	
97	C ROENICK, JEREMY	+1	15:27	17	1	1	1		3		7	8	46					4	
	TEAM TOTALS	+5			9	19	9	0	37	11	38	25	60	4	14	19	7	15	10

TOI=Time On Ice SHF=# of Shifts MS=Missed Shots FW=Faceoffs Won FL=Faceoffs Lost F%=Faceoff Win Percentage  
PN=Number of Penalties PIM=Penalty Minutas HT=Hits Given TK=Takeaways GV=Giveaways BS=Blocked Shots

VISITOR

Game Summary

HOME



2

Game 1181  
Monday, April 8, 2002  
7:10 PM ET at Madison Square Garden  
Attendance 18,200  
Final

3



PITTSBURGH PENGUINS  
Game 79 Away Game 40

NEW YORK RANGERS  
Game 80 Home Game 40

SCORING SUMMARY

G	Per	Time	Team	Goal Scorer	Assist	Assist	PIT	NYR	STR
1	2	3:22	NYR	P. BURE (32)	T. POTI (22)	B. LEETCH (44)	1 38 22 7 4	9 2 88 31 19 3	PP
2	2	14:36	PIT	J. HRDINA (24)	R. ROBITAILLE (20)		38 1 22 10 8 6	5 88 34 31 19 9	EV
3	3	14:59	NYR	P. BURE (33)	M. RUCINSKY (25)	V. MALAKHOV (22)	1 33 18 9 7 4	9 5 88 34 31 19	EV
4	3	16:39	NYR	E. LINDROS (36)	M. RUCINSKY (26)		1 95 29 16 8 6	88 2 31 23 19 14	EV
5	3	19:38	PIT	A. FERENEC (4)	R. ROBITAILLE (21)	J. HRDINA (31)	7 5 38 29 22 16	2 31 23 17 9	PP

PITTSBURGH PENGUINS

NEW YORK RANGERS

#	Per	Time	Player	PIM	Penalty	#	Per	Time	Player	PIM	Penalty
1	2	2:14	5 J. LAUKKANEN	2:00	Tripping	1	1	5:15	33 D. KARPA	2:00	Cross check
2	2	8:40	29 K. OLIVA	5:00	Fighting (maj)	2	2	8:40	5 D. PURINTON	5:00	Fighting (maj)
3	2	9:39	16 K. BEECH	2:00	Tripping	3	3	2:32	36 M. BARNABY	5:00	Fighting (maj)
4	3	2:32	37 T. KOSTOPOULOS	5:00	Fighting (maj)	4	3	11:54	88 E. LINDROS	2:00	Slashing
5	3	6:52	10 V. NIEMINEN	2:00	Slashing	5	3	18:01	10 S. MCCARTHY	2:00	Charging
6	3	10:50	37 T. KOSTOPOULOS	2:00	Tripping - Obstruction						

GOALS BY PER.

SHOTS ON GOAL

PENALTIES-MIN

POWERPLAY (GOALS-OPP)

ZONE TIME

	PIT	NYR	PIT	NYR	PIT	NYR	PIT	NYR	PIT	NYR	PIT	NYR	Neutral		
1	0	0	1	10	6	1	0-0	1-2	1	0-1	0-0	1	7:02	9:14	3:44
2	1	1	2	8	6	2	3-9	1-5	2	0-0	1-2	2	9:17	6:30	4:13
3	1	2	3	10	9	3	3-9	3-9	3	1-2	0-2	3	9:07	6:34	4:19
T	2	3	T	28	21	T	6-18	5-16	T	1-3	1-4	T	25:26	22:18	12:16
									Time	4:41	6:12				

GOALIES (GOALS-SHOTS AGAINST)

THREE STARS

OFFICIALS

	1	2	3	T	Time	1 NYR	9	P. BURE	Referee:	Dan O'Halloran
PIT(L) HEDBERG	0-6	1-6	2-9	3-21	58:40	2 NYR	31	D. BLACKBURN	Referee:	Kevin Pollock
NYR(W) BLACKBURN	0-10	1-8	1-10	2-28	60:00	3 NYR	2	B. LEETCH	Linesman:	Jean Morin
									Linesman:	Tim Nowak

3 Stars picked by: Hockey Writers Association

VISITOR

Event Summary

HOME



2

Game 1181  
Monday, April 8, 2002  
7:10 PM ET at Madison Square Garden  
Attendance 18,200  
Final

3



PITTSBURGH PENGUINS  
Game 79 Away Game 40

NEW YORK RANGERS  
Game 30 Home Game 40

	PITTSBURGH PENGUINS	+/-	TOI	SHF	SHOTS					MS	FW	FL	F%	PN	PIM	HT	TK	GV	BS	
					1	2	3	OT	T											
1	G HEDBERG, JOHAN		58:40																	
30	G AUBIN, J-SEBASTIEN		0:00																	
3	D PUSHOR, JAMIE	E	19:42	26		3			3	3						1		4	1	
4	D WILSON, MIKE	-1	18:46	22												2			2	
5	D LAUKKANEN, JANNE	E	19:32	25	2				2	1				1	2	1			3	
6	D BERRY, RICK	E	20:44	24	1		1		2							1			2	
7	D FERENCE, ANDREW	-1	21:32	25			1		1							2		2	1	
8	D JONSSON, HANS	E	19:07	22			1		1							2	1		1	
9	L TOMS, JEFF	-1	10:23	15	1				1	2	4	6	40			1				
10	L NIEMINEN, VILLE	+1	17:13	20			1		1	2				1	2				2	
14	C KRAFT, MILAN	E	8:52	15	1				1		4	7	36							
16	C BEECH, KRIS	-1	15:30	20							13	5	72	1	2				2	
17	C PETERSEN, TOBY	E	11:49	19					2	1	1	50							3	
18	R DONOVAN, SHEAN	-1	9:53	15	1				1							1				
22	C ROBITAILLE, RANDY	+1	22:59	23							13	9	59					1	2	
29	L OLIWA, KRZYSZTOF	-1	13:22	17	1	1	3		5	2				1	5				1	
33	L LACOUTURE, DAN	-1	12:18	19	1				1										2	
37	R KOSTOPOULOS, TOM	E	11:20	17	1				1						2	7	2			
38	C HRDINA, JAN	+1	23:27	24		3	1		4	1	1	7	12							
95	R MOROZOV, ALEXEI	-1	15:38	17	1	1	2		4											
	TEAM TOTALS	-5				10	8	10	0	28	13	36	35	51	6	18	13	2	14	14

	NEW YORK RANGERS	+/-	TOI	SHF	SHOTS					MS	FW	FL	F%	PN	PIM	HT	TK	GV	BS	
					1	2	3	OT	T											
31	G BLACKBURN, DANIEL		60:00																2	
40	G HOLMQVIST, JOHAN		0:00																	
2	D LEETCH, BRIAN	+1	22:48	23			2		2	3						1	2	1	1	
3	D POTI, TOM	E	22:20	22					1										1	
5	D PURINTON, DALE	E	14:20	18	1	1			2					1	5	1		3	1	
9	R BURE, PAVEL	E	23:44	23	2	1	2		5	1							1	1		
10	R MCCARTHY, SANDY	E	10:40	15										1	2	3			1	
14	R FLEURY, THEOREN	+1	16:21	17	1	1	1		3		3	0				1		2	1	
17	C MURRAY, REM	E	13:22	16					1	5	7	41								
19	L RUCINSKY, MARTIN	+1	21:39	22		1	1		2	1						1				
21	L MCKENNA, STEVE	E	4:39	6												1			1	
23	D MALAKHOV, VLADIMIR	+1	22:56	25					2							1	3	3	3	
26	L JOHANSSON, ANDREAS	E	16:29	18		1	1		2	2	1	2	33			1	1			
29	C LYASHENKO, ROMAN	E	7:21	9							3	2	60							
33	D KARPA, DAVE	E	18:53	20					1					1	2	2		1	3	
34	D BERARD, BRYAN	E	19:02	23	1	1			2							1				
36	R BARNABY, MATTHEW	E	11:24	15	1				1	1				1	5					
37	R SAMUELSSON, MIKAEL	E	9:18	11												1				
88	C LINDROS, ERIC	+1	23:20	24			2		2	3	17	11	60	1	2	2			2	
93	C NEDVED, PETR	E	16:05	20							9	11	45			1			2	
	TEAM TOTALS	+5				6	6	9	0	21	16	35	36	49	5	16	17	7	18	11

TOI=Time On Ice SHF=# of Shifts MS=Missed Shots FW=Faceoffs Won FL=Faceoffs Lost F%=Faceoff Win Percentage  
PN=Number of Penalties PIM=Penalty Minutes HT=Hits Given TK=Takeaways GV=Giveaways BS=Blocked Shots

VISITOR

Game Summary

HOME



4

Game 1193  
 Wednesday, April 10, 2002  
 7:38 PM ET at Mellon Arena  
 Attendance 12,724  
 Final

4



**BUFFALO SABRES**  
 Game 80 Away Game 40

**PITTSBURGH PENGUINS**  
 Game 80 Home Game 40

SCORING SUMMARY										
G	Per	Time	Team	Goal Scorer	Assist	Assist	BUF	PIT	STR	
1	1	5:55	BUF	M. SATAN (34)	T. PYATT (7)		31 4 77 43 24 5	3 95 30 22 10 8		EV
2	1	11:54	BUF	R. SMEHLIK (3)	T. CONNOLLY (35)	M. AFINOGENOV (18)	42 5 61 43 37 18	3 38 30 27 22 6		EV
3	1	14:28	PIT	K. BEECH (10)	D. LACOUTURE (11)	A. FERENCE (7)	26 45 44 43 32 29	16 7 33 30 10 8		EV
4	2	7:41	PIT	A. KOVALEV (31)	R. ROBITAILLE (22)	J. HRDINA (32)	26 74 43 42 32 29	27 3 38 30 22 7		EV
5	2	9:26	BUF	C. GRATTON (15)	T. PYATT (8)	R. WARRENER (4)	77 4 81 43 24 5	3 37 30 17 14 8		EV
6	2	17:41	BUF	M. SATAN (35)	T. PYATT (9)		31 24 77 74 43 42	4 33 30 16 10 7		EV
7	3	0:59	PIT	R. ROBITAILLE (14)	R. BERRY (2)	V. NIEMINEN (16)	24 81 77 74 43 42	22 6 38 30 10 8		EV
8	3	13:01	PIT	J. TOMS (9)	T. KOSTOPOULOS (2)		4 55 43 25 9 5	9 1 37 29 7 3		EV

BUFFALO SABRES						PITTSBURGH PENGUINS					
#	Per	Time	Player	PIM	Penalty	#	Per	Time	Player	PIM	Penalty
1	1	16:06	T. CONNOLLY	2:00	Hooking						
2	2	18:26	T. PYATT	2:00	Holding						
3	3	4:26	J. MCKEE	2:00	Delay of game						

	GOALS BY PER.		SHOTS ON GOAL		PENALTIES-MIN		POWERPLAY (GOALS-OPP)		ZONE TIME				
	BUF	PIT	BUF	PIT	BUF	PIT	BUF	PIT	BUF	PIT	Neutral		
1	2	1	16	16	1	1-2	0-0	1	0-0	0-1	7:42	7:52	4:26
2	2	1	9	8	2	1-2	0-0	2	0-0	0-1	9:13	6:21	4:26
3	0	3	11	14	3	1-2	0-0	3	0-0	0-1	8:07	7:46	4:07
4	0	4	2	3	4	0-0	0-0	4	0-0	0-0	2:04	1:53	1:03
T	4	4	37	41	T	3-6	0-0	T	0-0	0-3	27:06	23:52	14:02
								Time	0:00	6:00			

	GOALIES (GOALS-SHOTS AGAINST)						THREE STARS			OFFICIALS		
	1	2	3	OT	T	Time	1 BUF	81	M. SATAN	Referee:	Jay Sharrers	
BUF(T)	BIRON	1-16	1-8	2-14	0-3	4-41	65:00	2 PIT	22	R. ROBITAILLE	Referee:	Kelly Sutherland
PIT(T)	HEDBERG	0-0	0-0	0-7	0-2	0-9	17:52	3 BUF	24	T. PYATT	Linesman:	Derek Amell
PIT	AUBIN	2-15	2-9	0-4	0-0	4-28	47:06				Linesman:	Pierre Champoux

3 Stars picked by: Media at Mellon Arena

VISITOR

Event Summary

HOME



4

Game 1193  
 Wednesday, April 10, 2002  
 7:38 PM ET at Mellon Arena  
 Attendance 12,724  
 Final

4



**BUFFALO SABRES**  
 Game 80 Away Game 40

**PITTSBURGH PENGUINS**  
 Game 80 Home Game 40

	BUFFALO SABRES	+/-	TOI	SHF	SHOTS					MS	FW	FL	F%	PN	PIM	HT	TK	GV	BS
					1	2	3	OT	T										
31	G ESSENSA, BOB		0:00																
43	G BIRON, MARTIN		65:00																1
4	D WARRENER, RHETT	+1	18:32	23				1		1									
5	D WOOLLEY, JASON	+2	16:38	20												1			1
8	C RASMUSSEN, ERIK	-1	15:36	15	1					1	1	3	11	21			2		
18	C CONNOLLY, TIM	+1	18:05	21			1			1	1	2	5	28	1	2	1		
24	L PYATT, TAYLOR	+2	16:05	19	1			1		2					1	2			2
28	R VARADA, VACLAV	-1	18:31	19			2			2									1
28	L BOULTON, ERIC	-2	6:53	9			1	2		3									
29	C CORKUM, BOB	-2	8:40	14	1					1	3	8	4	66			1		
32	R RAY, ROB	-2	6:10	9															
37	C BROWN, CURTIS	+1	21:58	25			2			2	1	12	3	80					
42	D SMEHLIK, RICHARD	E	21:38	24	3					3							1		
44	D ZHITNIK, ALEXEI	-1	27:15	24	1					1	1					1			2
45	D KALININ, DMITRI	-1	26:04	23	2			1		3	2					2			
58	R HAMEL, DENIS	-1	14:53	16	2	1	1	1		4	2								
61	R AFINOGENOV, MAXIM	+1	18:29	20	2	1	1	1		5	1						1		1
74	D MCKEE, JAY	-1	19:58	25	1				1	2					1	2	1		
77	C GRATTON, CHRIS	+2	17:59	21			2			2		7	9	43					1
81	R SATAN, MIROSLAV	+2	19:38	23	1	1	2			4	1								1
	TEAM TOTALS	E			15	9	11	2	37	10	32	32	50	3	6	8	2	2	8

	PITTSBURGH PENGUINS	+/-	TOI	SHF	SHOTS					MS	FW	FL	F%	PN	PIM	HT	TK	GV	BS	
					1	2	3	OT	T											
1	G HEDBERG, JOHAN		17:52																	
30	G AUBIN, J-SEBASTIEN		47:06																	
3	D PUSHOR, JAMIE	+1	21:30	25	1					1						4				
4	D WILSON, MIKE	-1	18:05	22			1			1	1					1			1	
8	D LAUKKANEN, JANNE	E	19:40	24			1	3		4	1								5	
8	D BERRY, RICK	-2	21:58	24			3			3						3			1	
7	D FERENCE, ANDREW	+2	22:32	23	4				1	5	1					1				
8	D JONSSON, HANS	E	20:44	21												2		1	2	
9	L TOMS, JEFF	+1	13:18	13			2			2		6	3	66						
10	L NIEMINEN, VILLE	E	19:30	19			1			1	2						1	3		
14	C KRAFT, MILAN	-1	10:17	19	1					1	2	3	4	42						
16	C BEECH, KRIS	E	18:33	20	3		2			5	1	4	7	36		1	2		2	
17	C PETERSEN, TOBY	-1	11:34	12	2		1			3	1	1	2	33			1			
22	C ROBITAILLE, RANDY	E	21:44	28	2		1	2		5		12	18	54					1	
27	R KOVALEV, ALEXEI	E	23:53	23	1	1	1			3	2								1	
29	L OLIVA, KRZYSZTOF	+1	13:34	18			2	1		3	1							1		
33	L LACOUTURE, DAN	E	15:48	16	1	1				2	1									
37	R KOSTOPOULOS, TOM	E	10:35	12			1			1						1				
38	C HRDINA, JAN	+1	20:05	27						2	6	6	50						1	
95	R MOROZOV, ALEXEI	-1	16:42	20	1					1	1									
	TEAM TOTALS	E			16	8	14	3	41	16	32	32	50	0	0	13	5	5	13	

TOI=Time On Ice SHF=# of Shifts MS=Missed Shots FW=Faceoffs Won FL=Faceoffs Lost F%=Faceoff Win Percentage  
 PN=Number of Penalties PIM=Penalty Minutes HT=Hits Given TK=Takeaways GV=Giveaways BS=Blocked Shots

VISITOR

HOME



5

Game Summary

Game 1206  
 Friday, April 12, 2002  
 7:48 PM ET at Mellon Arena  
 Attendance 16,816  
 Final

2



TORONTO MAPLE LEAFS  
 Game 81 Away Game 40

PITTSBURGH PENGUINS  
 Game 81 Home Game 41

SCORING SUMMARY

G	Per	Time	Team	Goal Scorer	Assist	Assist	TOR	PIT	STR
1	1	8:52	TOR	D. TUCKER (23)	T. GREEN (22)	B. MCCABE (26)	16 15 89 39 31 24	1 95 29 28 9 6	EV
2	1	16:43	TOR	T. DOMI (9)	Unassisted		28 8 31 25 14 13	1 33 16 10 7 4	EV
3	2	5:31	TOR	A. PONIKAROVSKY (2)	S. CORSON (21)	T. DOMI (10)	22 8 31 28 27 25	1 37 17 14 6 3	EV
4	2	7:43	TOR	T. GREEN (11)	D. TUCKER (33)	A. MOGILNY (33)	39:16 89 31 29 25	1 38 33 7 3	PP
5	2	19:15	PIT	A. KOVALEV (32)	A. MOROZOV (28)		15 89 39 31 29 16	27 1 95 28 22 7	EV
6	3	8:06	TOR	A. MOGILNY (24)	D. TUCKER (34)	J. LUMME (9)	89:8 39 31 25 16	1 33 17 9 6 3	EV
7	3	12:36	PIT	D. LACOUTURE (6)	J. PUSHOR (8)	A. MOROZOV (29)	2 31 29 26 18 4	33 1 95 18 7 3	EV

TORONTO MAPLE LEAFS

PITTSBURGH PENGUINS

#	Per	Time	Player	PIM	Penalty	#	Per	Time	Player	PIM	Penalty
1	1	14:21	28 T. DOMI	2:00	Slashing	1	1	9:42	28 M. ROZSIVAL	2:00	Holding
2	1	18:40	24 B. MCCABE	2:00	Tripping	2	2	6:34	27 A. KOVALEV	2:00	Tripping
3	2	1:25	29 K. PILAR	2:00	Tripping	3	2	12:03	22 R. ROBITAILLE	2:00	Holding stick
4	2	8:46	2 W. BELAK	2:00	Roughing						
5	3	5:40	24 B. MCCABE	2:00	Interference						

	GOALS BY PER		SHOTS ON GOAL		PENALTIES-MIN		POWERPLAY (GOALS-OPP)		ZONE TIME						
	TOR	PIT	TOR	PIT	TOR	PIT	TOR	PIT	TOR	PIT	Neutral				
1	2	0	4	7	6	1	2-4	1-2	1	0-1	0-2	1	7:26	7:51	4:43
2	2	1	2	13	13	2	2-4	2-4	2	1-2	0-2	2	5:25	10:27	4:08
3	1	1	3	8	10	3	1-2	0-0	3	0-0	0-1	3	6:54	8:52	4:14
T	5	2	9	28	29	6	5-10	3-6	6	1-3	0-5	6	19:45	27:10	13:05
									Time	5:09	10:00				

GOALIES (GOALS-SHOTS AGAINST)

THREE STARS

OFFICIALS

		1	2	3	T	Time	1 TOR	16	D. TUCKER	Referee:	Shane Heyer
TOR(W)	JOSEPH	0-6	1-13	1-10	2-29	59:50	2 TOR	28	T. DOMI	Referee:	Rob Martell
PIT(L)	HEDBERG	2-7	2-13	1-8	5-28	60:00	3 TOR	89	A. MOGILNY	Linesman:	Pierre Champoux
										Linesman:	Jonny Murray

3 Stars picked by: Media at Mellon Arena

VISITOR

Event Summary

HOME



5

Game 1206  
 Friday, April 12, 2002  
 7:48 PM ET at Mellon Arena  
 Attendance 16,816  
 Final

2



TORONTO MAPLE LEAFS  
 Game 81 Away Game 40

PITTSBURGH PENGUINS  
 Game 81 Home Game 41

		TORONTO MAPLE LEAFS		SHF	SHOTS					MS	FW	FL	F%	PN	PIM	HT	TK	GV	BS	
		+	-		TOI	1	2	3	OT											T
31	G	JOSEPH, CURTIS		59:50																
35	G	SCHWAB, COREY		0:00																
2	D	BELAK, WADE	-1	8:39	12		3			3				1	2	1				
4	D	CROSS, CORY	-1	14:39	20											2		1		
8	D	BERG, AKI	+3	17:25	25												1			
10	R	WALK, GARRY	E	9:38	14															
13	C	SUNDIN, MATS	+1	15:28	16		1			1	1	6	6	50					1	
14	R	HOGLUND, JONAS	+1	14:47	16	1		1		2										
15	D	KABERLE, TOMAS	E	27:06	25						1								2	
16	C	TUCKER, DARCY	+1	13:43	15	2				2			2	0						
18	C	MCCAULEY, ALYN	-1	14:53	20	1				1		11	6	64		1			1	
22	R	PONIKAROVSKY, ALEXEI	+1	14:30	14		1			1	1									
24	D	MCCABE, BRYAN	+1	24:24	25	1	3	1		5		1	0	2	4	1				
25	D	LUMME, JYRKI	+3	19:59	24			1		1									2	
26	R	HEALEY, PAUL	-1	14:08	16		1	1		2									2	
27	L	CORSON, SHAYNE	+1	19:21	19		2			2	2	8	5	61			1		2	
28	R	DOMI, TIE	+2	15:13	17	1		1		2	1				1	2				
29	D	PILAR, KAREL	-2	16:40	20		1			1	2			1	2	3				
39	C	GREEN, TRAVIS	+1	15:27	20	1	1			2	1	6	5	54					1	
89	R	MOGILNY, ALEXANDER	+1	13:35	14				3	3	2		1	0						
		TEAM TOTALS	+10			7	13	8	0	28	11	31	26	54	5	10	9	1	0	12

		PITTSBURGH PENGUINS		SHF	SHOTS					MS	FW	FL	F%	PN	PIM	HT	TK	GV	BS	
		+	-		TOI	1	2	3	OT											T
1	G	HEDBERG, JOHAN		60:00																
30	G	AUBIN, J-SEBASTIEN		0:00																
3	D	PUSHOR, JAMIE	-1	20:27	20	1	1			2							3		1	
4	D	WILSON, MIKE	-1	18:31	23		2	1		3							1			
6	D	BERRY, RICK	-3	23:31	25	1	1			2	1					2		2		
7	D	FERENCE, ANDREW	+1	21:05	26	1	1	1		3						3				
8	D	JONSSON, HANS	E	3:51	5	1				1										
9	L	TOMS, JEFF	-2	7:32	9						2	3	40							
10	L	NIEMINEN, VILLE	-1	20:38	19		1			1										
14	C	KRAFT, MILAN	-1	7:14	11			1		1	1	3	25						1	
16	C	BEECH, KRIS	E	16:56	18		1			1		7	12	36		1				
17	C	PETERSEN, TOBY	-2	7:08	10	1				1	1	1	50							
22	C	ROBITAILLE, RANDY	+1	24:39	24	1		2		3	3	7	9	43	1	2	1			
27	R	KOVALEV, ALEXEI	+1	19:36	16		1			1					1	2			1	1
28	D	ROZSIVAL, MICHAL	E	23:43	25			2		2					1	2	1	1		
29	L	OLIWA, KRZYSZTOF	-1	15:45	16		1			1							1			
33	L	LACOUTURE, DAN	-1	12:17	17			1		1	1									
37	R	KOSTOPOULOS, TOM	-1	10:02	14															
38	C	IRDINA, JAN	E	21:16	23		3			3		8	3	72					1	
93	R	MOROZOV, ALEXEI	+1	20:27	19		1			2	2								1	1
		TEAM TOTALS	-10			6	13	10	0	29	7	26	31	46	3	6	13	1	5	4

TOI=Time On Ice SHF=# of Shifts MS=Missed Shots FW=Faceoffs Won FL=Faceoffs Lost F%=Faceoff Win Percentage  
 PN=Number of Penalties PIM=Penalty Minutes HT=Hits Given TK=Takeaways GV=Giveaways BS=Blocked Shots



Pittsburgh Penguins 1 Pit. Game Number: 82 28-46- 8 Pts: 69 on Road:  
 Bruins Boston Bruins 7 Bos. Game Number: 82 43-33- 6 P  
 Saturday, April 13, 2002 Attendance: 17,565 NHL Game Number:1214.  
 Referee: Auger, Stephane  
 Linesmen: Brisebois, David

PER	TM	SCORED BY	#	ASSIST	ASSIST	TIME	Boston	Pittsburgh
1	1	PIT Morozov	1	Robitaille	Hrdina	4:33	17-44-25-20	95-5-38-2
2	1	BOS Lapointe	1	Rolston	McLaren	6:26	20-12-25-18-17	4-29-18-9
3	1	BOS Murray	1	Stumpel	Rolston	8:40	27-12-25-18-16-14	4-33-16-1
4	2	BOS Guerin	1	Axelsson	Thornton	1:40	13-11-32-21-19	3-33-16-1
5	2	BOS Rolston	1	Samsonov	Boynton	3:24	12-44-32-27-14	3-95-38-2
6	2	BOS Sweeney	1	Stumpel	Samsonov	12:17	32-14-44-27-16	6-37-28-1
7	2	BOS Murray	2			18:07	27-14-32-18-16	4-33-18-9
8	3	BOS Murray	3	Thornton	Samsonov	19:52	27-14-32-19-18	4-95-38-3

= SCORING BY PERIOD =					== SHOTS ON GOAL ==					== POWER PLAY (GOALS/OPP) =					=====			
	1ST	2ND	3RD	OT	TOT		1ST	2ND	3RD	OT	TOT		1ST	2ND	3RD	OT	TOT	
PIT	1	0	0		1	PIT	5	4	4		13	PIT	1/3	0/1	0/0		1/4	PIT
BOS	2	4	1		7	BOS	14	11	7		32	BOS	0/1	1/1	0/3		1/5	BOS

SHOTS PER PERIOD AND PLUS/MINUS

#	Boston	1	2	3	OT	T	+/-	#	Pittsburgh	1	2	3	OT	T	+/-	PER	PLA
10	McInnis	1				1	E	3	Pushor			1		1	-2	1	McI
11	Axelsson					1		4	Wilson			1		1	-4	1	Oli
12	Rolston	3	1	1		5	3	5	Laukkanen	1				1	-4	1	Gue
13	Guerin	2	1			3	1	6	Berry	1				1	E	1	Bro
14	Samsonov		2	2		4	4	7	Ference		1			1	-2	2	Oli
16	Stumpel	1		1		2	2	9	Toms						-2	2	Oli
17	Zamuner	1	1			2	1	10	Nieminen						-2	2	Bro
18	McLaren		1			1	4	14	Kraft		1			1	E	2	Pus
19	Thornton		1			1	2	16	Beech	1	1			2	-2	2	O'D
20	Lapointe	2		1		3	1	17	Petersen						E	2	O'D
21	O'Donnell	1		1		2	1	18	Donovan						-2	3	Ber
22	Bonvie						E	22	Robitaille						-1	3	Pus
23	Brown						E	28	Rozsival						E	3	Pus
25	Gill	1				1	2	29	Oliwa						-1	3	Bon
27	Murray	2	1	1		4	4	33	LaCouture	2				2	-4	3	LaC
32	Sweeney		1			1	4	37	Kostopoulos						E		
42	Stock		1			1	E	38	Hrdina		1	1		2	-2		
44	Boynton		1			1	1	95	Morozov	1				1	-2		
Totals		14	11	7		32		Totals		5	4	4		13			

GOALTENDER STATISTICS

#	Boston	1	2	3	OT	T	#	Pittsburgh	1	2	3	OT	T	THR		
34*	Dafoe (W)	SHT	5	4	4	13	30*	Aubin (L)	SHT	14	11	7	32	1. Mur		
MIN	59:45	ENG:	SV	4	4	4	12	MIN	60:00	ENG:	SV	12	7	6	25	2. Rol
47	Grahame	Did Not Play					1	Hedberg	Did Not Play					3. Swe		

Po  
 PIT 6  
 BOS 7

NHL Pittsburgh Penguins 1  
 Bruins Boston Bruins 7  
 Saturday, April 13, 2002 Attendance: 17,565  
 Miscellaneous Statistics  
 NHL Game Number:1214

Handwritten text at the top of the page, possibly a header or title.

Handwritten text in the upper middle section of the page.

Handwritten text in the middle section of the page.

Handwritten text in the lower middle section of the page.

Handwritten text at the bottom of the page, possibly a footer or concluding remarks.

Pittsburgh Penguins													
	+/-	TOI	SHF	MS	FW	FL	F%	PN	PIM	HT	TK	GV	BS
1 Hedberg, Johan	<<<		Did Not Play				>>>						
30 Aubin, Jean-Sébastien		60:00	3										
3 Pushor, Jamie	-2	17:26	20					3	9	1			1
4 Wilson, Mike	-4	18:56	21							2			
5 Laukkanen, Janne	-4	21:56	25										
6 Berry, Rick	E	21:59	25					1	2	1			1
7 Ference, Andrew	-2	16:35	22							2			1
9 Toms, Jeff	-2	9:23	11		2	7	22.2						
10 Nieminen, Ville	-2	12:15	13							1			
14 Kraft, Milan	E	10:38	14		6	5	54.5				1		
16 Beech, Kris	-2	15:42	20	1	5	4	55.6			2		2	
17 Petersen, Toby	E	13:25	17	1		1	0.0			1	1		
18 Donovan, Shean	-2	14:38	20										
22 Robitaille, Randy	-1	18:44	24		9	19	32.1					1	
28 Rozsival, Michal	E	23:06	26								2	1	1
29 Oliwa, Krzysztof	-1	12:14	15					3	9	2			
33 LaCouture, Dan	-4	13:48	17			3	0.0	1	2	3		1	
37 Kostopoulos, Tom	E	13:45	16										
38 Hrdina, Jan	-2	19:53	25		4	4	50.0				1		1
95 Morozov, Aleksey	-2	17:17	22										
TEAM TOTALS	-6	60:00	3	2	26	43	37.7	8	22	15	5	5	5
OPP TOTALS	6	60:00	3	7	43	26	62.3	7	20	17	9	5	9

Boston Bruins													
	+/-	TOI	SHF	MS	FW	FL	F%	PN	PIM	HT	TK	GV	BS
34 Dafoe, Byron		59:45	4										
47 Grahame, John	<<<		Did Not Play				>>>						
10 McInnis, Marty	E	15:22	19		5	6	45.5	1	2				
11 Axelsson, P.J.	1	15:15	20			1	0.0			1		1	
12 Rolston, Brian	3	18:18	20	2	11	10	52.4						
13 Guerin, Bill	1	15:05	18	1				1	2	1	1		
14 Samsonov, Sergei	4	19:21	19								1	1	
16 Stumpel, Jozef	2	15:57	16		12	4	75.0					1	
17 Zamuner, Rob	1	13:12	17		1		100.0				2		
18 McLaren, Kyle	4	19:42	19							3			2
19 Thornton, Joe	2	15:35	19		12	5	70.6				1	1	
20 Lapointe, Martin	1	14:14	20		2		100.0			2			1
21 O'Donnell, Sean	1	20:29	22	1				2	4				2
22 Bonvie, Dennis	E	10:40	12					1	5	2			
23 Brown, Sean	E	10:26	15	2				2	7	3			
25 Gill, Hal	2	21:20	19	1							1		
27 Murray, Glen	4	15:58	17							1	1	1	1
32 Sweeney, Don	4	16:48	18							3			2
42 Stock, P.J.	E	12:05	14							1	1		
44 Boynton, Nick	1	16:48	17								1		1
TEAM TOTALS	6	60:00	3	7	43	26	62.3	7	20	17	9	5	9
OPP TOTALS	-6	60:00	3	2	26	43	37.7	8	22	15	5	5	5

Column 1	Column 2	Column 3	Column 4
1	...	...	...
2	...	...	...
3	...	...	...
4	...	...	...
5	...	...	...
6	...	...	...
7	...	...	...
8	...	...	...
9	...	...	...
10	...	...	...
11	...	...	...
12	...	...	...
13	...	...	...
14	...	...	...
15	...	...	...
16	...	...	...
17	...	...	...
18	...	...	...
19	...	...	...
20	...	...	...
21	...	...	...
22	...	...	...
23	...	...	...
24	...	...	...
25	...	...	...
26	...	...	...
27	...	...	...
28	...	...	...
29	...	...	...
30	...	...	...
31	...	...	...
32	...	...	...
33	...	...	...
34	...	...	...
35	...	...	...
36	...	...	...
37	...	...	...
38	...	...	...
39	...	...	...
40	...	...	...
41	...	...	...
42	...	...	...
43	...	...	...
44	...	...	...
45	...	...	...
46	...	...	...
47	...	...	...
48	...	...	...
49	...	...	...
50	...	...	...
51	...	...	...
52	...	...	...
53	...	...	...
54	...	...	...
55	...	...	...
56	...	...	...
57	...	...	...
58	...	...	...
59	...	...	...
60	...	...	...
61	...	...	...
62	...	...	...
63	...	...	...
64	...	...	...
65	...	...	...
66	...	...	...
67	...	...	...
68	...	...	...
69	...	...	...
70	...	...	...
71	...	...	...
72	...	...	...
73	...	...	...
74	...	...	...
75	...	...	...
76	...	...	...
77	...	...	...
78	...	...	...
79	...	...	...
80	...	...	...
81	...	...	...
82	...	...	...
83	...	...	...
84	...	...	...
85	...	...	...
86	...	...	...
87	...	...	...
88	...	...	...
89	...	...	...
90	...	...	...
91	...	...	...
92	...	...	...
93	...	...	...
94	...	...	...
95	...	...	...
96	...	...	...
97	...	...	...
98	...	...	...
99	...	...	...
100	...	...	...

Handwritten mark or signature in the top right corner.

Handwritten mark or signature in the middle right side.

Handwritten mark or signature in the bottom right corner.