

PITTSBURGH
Penguins
1974-75 SCHEDULE

October 1974

S	M	T	W	T	F	S
		1	2	3	4	5
6	7	8	9 MINN.	10	11	12 DET.
13	14	15	16	17	18	19 PHIL.
20 ATL.	21	22	23 BOS.	24	25	26 N.Y.R.
27	28	29 L.A.	30	31		

November 1974

S	M	T	W	T	F	S
					1 VAN.	2
3 CHI.	4	5 KANS.	6	7 L.A.	8	9 CAL.
10 BUFF.	11	12	13 N.Y.I.	14	15	16 WASH.
17 WASH.	18	19 N.Y.I.	20 TOR.	21	22	23 L.A.
24 N.Y.R.	25	26	27 MON.	28	29	30 BUFF.

December 1974

S	M	T	W	T	F	S
1 BUFF.	2	3	4 TOR.	5	6	7 MON.
8 BOS.	9	10	11	12 MON.	13	14 CHI.
15 DET.	16	17	18 TOR.	19 KANS.	20	21 MINN.
22 PHIL.	23	24	25	26 ST. L.	27	28 ATL.
29	30 TOR.	31				

HOME AWAY

All home games start 7:35 PM
* January 18th vs Boston - 4:05 PM

All-Star game will be played Tuesday, January 21 in Montreal.

January 1975

S	M	T	W	T	F	S
			1	2 MINN.	3	4 VAN.
5	6	7	8 CHI.	9	10 ATL.	11 CAL.
12	13	14	15 ATL.	16	17	18 BOS.*
19 WASH.	20	21	22 CAL.	23	24	25 N.Y.R.
26 MON.	27	28	29 CHI.	30 DET.	31	

February 1975

S	M	T	W	T	F	S
						1 ST. L.
2	3	4 VAN.	5 L.A.	6	7 CAL.	8
9	10	11 N.Y.I.	12 BUFF.	13	14	15 TOR.
16 N.Y.I.	17	18	19 L.A.	20	21	22 ST. L.
23 DET.	24	25 BOS.	26 WASH.	27	28	29

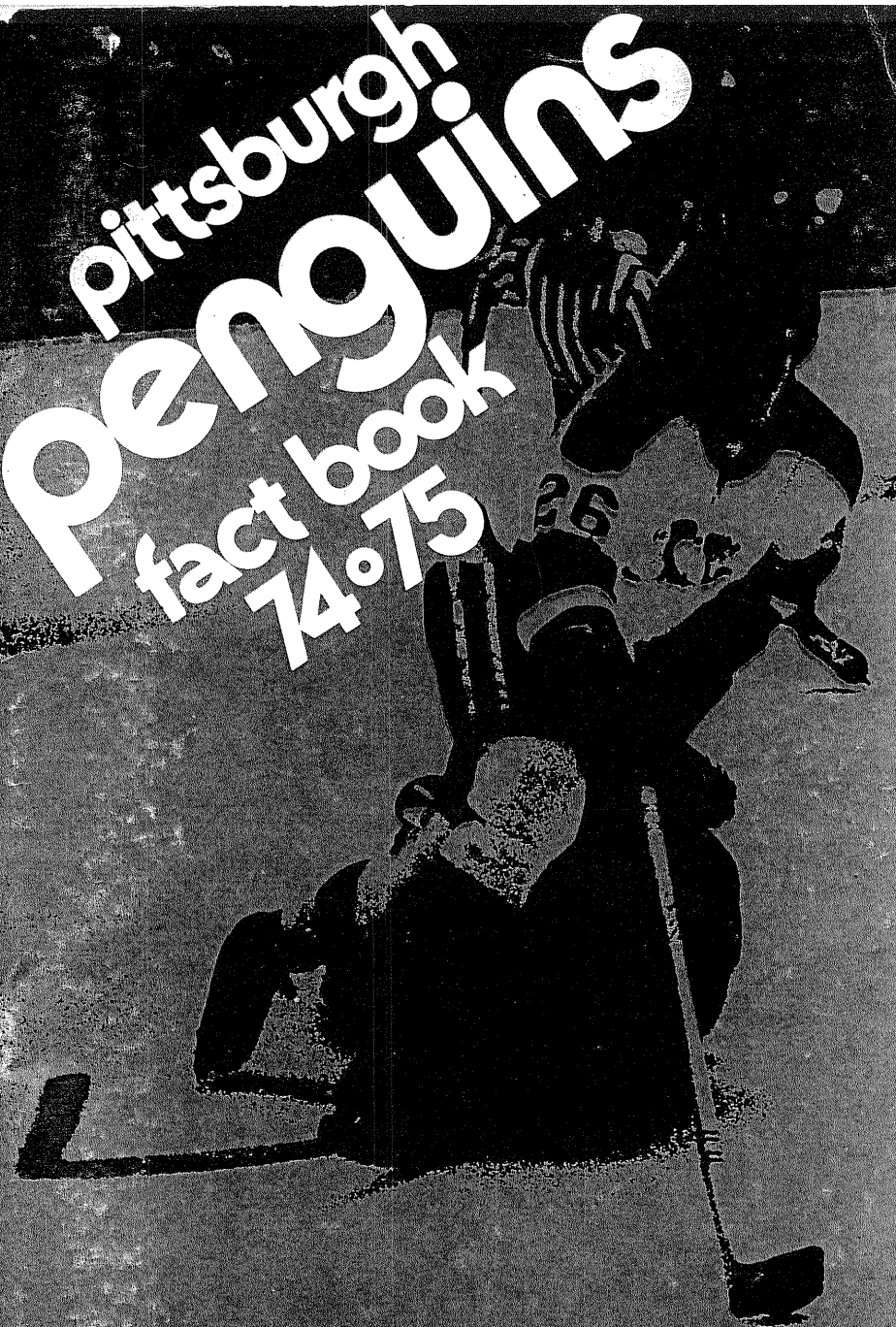
March 1975

S	M	T	W	T	F	S
						1 VAN.
2 N.Y.R.	3	4	5 KANS.	6	7	8 PHIL.
9 BUFF.	10	11	12 BOS.	13 PHIL.	14	15 WASH.
16 KANS.	17	18 ST. L.	19 CAL.	20	21	22 L.A.
23	24	25	26 MON.	27	28	29 DET.
30 MINN.	31					

April 1975

S	M	T	W	T	F	S
		1	2 MON.	3	4	5 DET.
6 WASH.	7	8	9	10	11	12

Pittsburgh
Penguins
fact book
74-75



PENGUINS 1974-75 HOME SCHEDULE

DAY	DATE	OPPONENT
Saturday	October 12	Detroit
Saturday	October 19	Philadelphia
Wednesday	October 23	Boston
Saturday	October 26	New York R.
Thursday	November 7	Los Angeles
Saturday	November 9	California
Wednesday	November 13	New York I.
Saturday	November 16	Washington
Saturday	November 23	Los Angeles
Wednesday	November 27	Montreal
Saturday	November 30	Buffalo
Wednesday	December 4	Toronto
Thursday	December 12	Montreal
Saturday	December 14	Chicago
Thursday	December 19	Kansas City
Thursday	December 26	St. Louis
Saturday	December 28	Atlanta
Monday	December 30	Toronto
Thursday	January 2	Minnesota
Saturday	January 4	Vancouver
Saturday	January 11	California
Wednesday	January 15	Atlanta
Saturday	January 18	Boston***
Wednesday	January 22	California
Saturday	January 25	New York R.
Wednesday	January 29	Chicago
Wednesday	February 12	Buffalo
Sunday	February 16	New York I.
Wednesday	February 19	Los Angeles
Saturday	February 22	St. Louis
Sunday	February 23	Detroit
Wednesday	February 26	Washington
Saturday	March 1	Vancouver
Saturday	March 8	Philadelphia
Wednesday	March 12	Boston
Saturday	March 15	Washington
Sunday	March 16	Kansas City
Wednesday	March 26	Montreal
Sunday	March 30	Minnesota
Saturday	April 5	Detroit

ALL GAMES — 7:35 PM ***January 18 vs Boston — 4:05 PM
 Ticket Prices — \$8.00, \$6.75, \$4.50, \$3.75
 All games on KDKA Radio (1020 AM)

PITTSBURGH *Penguins* 1974-75

FACT BOOK

Published by: Pittsburgh Penguin Partners

EDITOR: Terry Schiffhauer

Editorial Assistant: Peggy Dolan

\$2.00

1974 TRAINING CAMP

Sat.	Sept. 14	Rookies report to Brantford, Ontario
Sun.	Sept. 15	Veterans report to Brantford, Ontario Physical examinations and publicity pictures
Mon.	Sept. 16	Workouts at Brantford Civic Center
Tue.	Sept. 17	Workouts at Brantford Civic Center and Press Day Golf Tournament
Wed.	Sept. 18	Workouts at Brantford Civic Center
Thu.	Sept. 19	PENGUINS vs New York Islanders at Brantford, Ontario
Fri.	Sept. 20	PENGUINS vs Kansas City Scouts at Port Huron, Michigan
Sat.	Sept. 21	PENGUINS vs St. Louis Blues at St. Louis, Missouri
Sun.	Sept. 22	Travel day from St. Louis and Workout at Brantford Civic Center
Mon.	Sept. 23	Workouts at Brantford Civic Center
Tue.	Sept. 24	PENGUINS vs New York Islanders at Peterborough, Ontario
Wed.	Sept. 25	PENGUINS vs Kansas City Scouts at Brantford, Ontario
Thu.	Sept. 26	Travel day to Pittsburgh
Fri.	Sept. 27	Workout in Pittsburgh and travel day to Vancouver, British Columbia
Sat.	Sept. 28	PENGUINS vs Vancouver Canucks at Vancouver, British Columbia
Sun.	Sept. 29	PENGUINS vs Vancouver Canucks at Victoria, British Columbia
Mon.	Sept. 30	Travel day to Pittsburgh
Tue.	Oct. 1	Workout in Pittsburgh
Wed.	Oct. 2	PENGUINS vs St. Louis Blues at Pittsburgh Civic Arena (7:35 PM)
Thu.	Oct. 3	Workout in Pittsburgh
Fri.	Oct. 4	PENGUINS vs Cleveland Crusaders at Kent, Ohio
Sat.	Oct. 5	PENGUINS vs Philadelphia Flyers at Pittsburgh Civic Arena (7:35 PM)
Sun.	Oct. 6	PENGUINS vs Cleveland Crusaders at Pittsburgh Civic Arena (7:35 PM)
Mon.	Oct. 7	Workout and Welcome home dinner
Tue.	Oct. 8	Workout and travel to Minnesota
Wed.	Oct. 9	PENGUINS vs Minnesota North Stars (Season opener)
Sat.	Oct. 12	PENGUINS vs Detroit Red Wings (Home opener)

PITTSBURGH PENGUIN PARTNERS

(412) 281-0555

Thayer R. Potter
*General Partner &
Governor*

<i>General Manager & Alternate Governor</i>	Jack C. Button
<i>Coach</i>	Marc Boileau
<i>Chief Scout</i>	Rudy Migay
<i>Chief Western Scout</i>	Clare Rothermel
<i>Chief Eastern Scout</i>	Dave Lucas
<i>Professional Scouts</i>	Jack Riley
	Ken Schinkel
<i>Treasurer</i>	Kent D. Bowen
<i>Director of Marketing</i>	Marv Parliament
<i>Director of Press Relations</i>	Terry Schiffhauer
<i>Director of Media Relations</i>	Mike Lange
<i>Ticket Manager</i>	Tom Wood
<i>Marketing Coordinator</i>	Terry Chambers
<i>Hockey Coordinators</i>	Dawna Urbanic
	Peggy Dolan
<i>Marketing Assistants</i>	Chris Fleischman
	Karen Podnar
<i>Ticket Assistants</i>	Beverly Schmidt
	Diane Dubis
<i>Trainer</i>	Ken Carson
<i>Assistant Trainer</i>	Bob DeMarco
<i>Receptionist</i>	Sue Neiley
<i>Team Physicians</i>	Dr. Russ Leslie, Dr. Chuck Stone and Dr. Larry Ellis
<i>Team Dentist</i>	Dr. Conrad Nagle
<i>Executive Offices and Home Ice</i>	Civic Arena
<i>Seating Capacity</i>	13,402
<i>Dimensions of Rink</i>	200 feet by 85 feet
<i>Location of Press Box</i>	D-Level, East Side
<i>Nickname</i>	Penguins
<i>Club Colors</i>	Royal Blue, Dark Blue and White
<i>Club Trains at</i>	Brantford, Ontario
<i>Radio Station</i>	KDKA (1020 AM)
<i>Play-by-Play</i>	Mike Lange
<i>Television Station</i>	WIIC-TV (VHF 11)
<i>Play-by-Play</i>	Sam Nover



THAYER R. "TAD" POTTER
General Partner
Governor

Tad Potter begins his fourth season as top man in the Pittsburgh Penguin organization.

The 41-year old owner, one of the most dynamic and outwardgoing executives in professional sports, helped save the financially troubled franchise in 1971, when he, along with Peter H. Block, Elmore Keener and A. H. "Peter" Burchfield purchased the Penguins.

A graduate of Edgewood High School and Valley Forge Military Academy, he also holds a bachelor of Science Degree in Business Administration from Penn State University.

Prior to joining the world of professional sports, he served as Director of Residential and Commercial Sales for the Peoples Natural Gas Company, where he spent eleven years in the marketing department.


As a previous Hockey Hound, Mr. Potter takes a deep rooted interest in the well-fare of his fellow fans and is trying to improve the Civic Arena surroundings with the most modern facilities, as well as patiently building a strong contender on the ice. Unlike previous owners, Potter is whole-heartedly against trading draft choice for a chance at instant success.

He also represents Pittsburgh as Governor on the NHL Board of Governors. He, along with his partners, are former recipients of the James Balmer Award in 1971-72.



JACK C. BUTTON
General Manager

Jack Button is starting his first full season as General Manager of the Pittsburgh Penguins, but he has already made his mark in hockey as far as Penguin fans are concerned. Jack, a 35-year old native of Rushville, New York took over as G.M. on January 14, 1974. Within three days, through a series of trades and player moves, Button turned the Penguins into one of the strongest young teams in the NHL. Jack began his hockey career as publicity director for the Rochester Americans of the American Hockey League. He then moved up to the position of Secretary-Treasurer and publicity director for the AHL. In 1968-69 he was the general manager of the Amarillo Wranglers, the Pittsburgh affiliate at that time in the Central Hockey League. He later became Director of Player Personnel and Assistant General Manager.



**MARC BOILEAU
COACH**

Marc Boileau brought a winning attitude to the Penguins last year and plans to carry it through this season to the playoffs. The 42-year old native of Pointe Claire, Quebec spent several years in the Western Hockey League with Seattle and Los Angeles, plus a year's stint with the Detroit Red Wings (1961-62) before becoming a coach in Fort Wayne (IHL). In Marc's first year as bench coach he led the Komets to the league and playoff championships. His easy-going manner and ability to handle players earned him a shot at the NHL. He was named to replace Ken Schinkel on February 6, 1974 and compiled a 14-10-4 record, moving the club from near last place to a fifth place finish. Marc and his wife, Lonnie, are the parents of five children and reside in Bethel Park. Marc goes by the nickname of "Popeye" and loves to hear the organist play "I'm Popeye the Sailor Man", which signals a Penguin victory in the Civic Arena. That song could become more popular than the song Kate Smith sang last year.

PENGUIN COACHES

1967-68	George "Red" Sullivan
1968-69	George "Red" Sullivan
1969-70	Leonard "Red" Kelly
1970-71	Leonard "Red" Kelly
1971-72	Leonard "Red" Kelly
1972-73	Leonard "Red" Kelly & Ken Schinkel (Jan. 13, 1973)
1973-74	Ken Schinkel & Marc Boileau (Feb. 6, 1974)

RECORD – YEAR BY YEAR

YEAR	GP	W	L	T	PTS	GF	GA	FINISH
1973-74	78	28	41	9	65	242	273	Fifth
1972-73	78	32	37	9	73	257	265	Fifth
1971-72	78	26	38	14	66	220	258	Fourth
1970-71	78	21	37	20	62	221	240	Sixth
1969-70	76	26	38	12	64	182	238	Second
1968-69	76	20	45	11	51	189	252	Fifth
1967-68	74	27	34	13	67	195	216	Fifth
TOTAL	538	180	270	88	448	1506	1742	

HOME RECORD

YEAR	GP	W	L	T	PTS	GF	GA
1973-74	39	15	18	6	36	124	116
1972-73	39	24	11	4	52	150	104
1971-72	39	18	15	6	42	132	125
1970-71	39	18	12	9	45	126	92
1969-70	38	17	13	8	42	105	108
1968-69	38	12	20	6	30	99	113
1967-68	37	15	12	10	40	115	101
TOTAL	269	119	101	49	287	851	759

AWAY RECORD

YEAR	GP	W	L	T	PTS	GF	GA
1973-74	39	13	23	3	29	118	157
1972-73	39	8	26	5	21	107	161
1971-72	39	8	23	8	24	88	133
1970-71	39	3	25	11	17	95	148
1969-70	38	9	25	4	22	77	130
1968-69	38	8	25	5	21	90	139
1967-68	37	12	22	3	27	80	115
TOTAL	269	61	169	39	161	655	983

DEVELOPMENT SYSTEM

The Penguins have a working agreement with the Hershey Bears of the American Hockey League, the Fort Wayne Komets of the International Hockey League and the Johnstown Jets of the North American Hockey League.

Frank Mathers is President and General Manager of Hershey, while Chuck Hamilton is in his second year as coach of the Bears. Last year Hershey won the Calder Cup Championship by defeating Cincinnati four games to one; Baltimore four games to none and Providence, four games to one.

Ken Ulliyot is President and General Manager of the Komets. Ted Wright is coach of the Komets and will start his first full season as coach.

John Mitchell is Executive Director of the Johnstown Jets. Dick Roberge will serve as General Manager and Coach.

HERSHEY BEARS



FRANK MATHERS



CHUCK HAMILTON

FORT WAYNE KOMETS



KEN ULLYOT



TED WRIGHT

SCOUTING STAFF



RUDY MIGAY
Chief Scout



CLARE ROTHERMEL
Chief Western Scout




DAVE LUCAS
Chief Eastern Scout



JACK RILEY
Professional Scout



KEN SCHINKEL
Professional Scout



MARV PARLIAMENT
Director of Marketing



TERRY SCHIFFHAUER
Director of Press Relations



KEN CARSON
Trainer



BOB DeMARCO
Assistant Trainer

PENS ON RADIO AND TV

MIKE LANGE is the new voice of the Pittsburgh Penguins on radio and will be heard every game on KDKA Radio (1020 AM). Lange previously called the play-by-play for the San Diego Gulls and the Phoenix Roadrunners of the Western Hockey League.

SAM NOVER returns for his fourth season as the TV play-by-play announcer on WIIC-TV (Channel 11). Besides calling the shots for 13 telecasts this year, Sam is also Sports Director for WIIC-TV.

GREG BENEDETTI returns as the color commentator for the second year. Greg is Sports Director for WWSW Radio.



MIKE LANGE




SAM NOVER



GREG BENEDETTI

1974-75 TV SCHEDULE

Wednesday, Oct. 9	Minnesota North Stars.....	9:00 P.M.
Tuesday, Nov. 5	Kansas City Scouts	8:30 P.M.
Tuesday, Nov. 19	New York Islanders	8:00 P.M.
Saturday, Dec. 7	Montreal Canadiens	8:00 P.M.
Wednesday, Dec. 18	Toronto Maple Leafs	8:00 P.M.
Sunday, Dec. 22	Philadelphia Flyers	7:00 P.M.
Wednesday, Jan. 8	Chicago Black Hawks.....	8:30 P.M.
Sunday, Jan. 19	Washington Capitals.....	2:30 P.M.
Saturday, Feb. 1	St. Louis Blues.....	9:00 P.M.
Tuesday, Feb. 11	New York Islanders	8:00 P.M.
Tuesday, Feb. 25	Boston Bruins.....	7:30 P.M.
Thursday, Mar. 13	Philadelphia Flyers	8:00 P.M.
Tuesday, Mar. 18	St. Louis Blues.....	9:00 P.M.



SYL APPS

Center 6'0" 195 lbs.
 Age: 27 (August 1, 1947)
 Born: Toronto, Ontario
 Shoots: Right



Syl Apps and the "Century Line" (Jean Pronovost & Lowell MacDonald) were the second highest scoring line in the NHL last year with 107 goals. Apps, in finishing seventh in scoring in the league with his second straight 85-point season missed being the West Division scoring leader by two points when he missed the last three games of the season. Besides winning his third straight club scoring title, Syl was one of the co-winners of the Most Valuable Player Award. His 61 assists last year were a new record and his 177 lifetime assists put him on top in that category. He has averaged a point a game since coming to Pittsburgh in 1971 from the New York Rangers, and is also the second highest all-time point scorer on the club. He holds the record for most points (6) in one game and last season tied the club mark by scoring at least one point in nine consecutive games. His 27 points in March also set a new standard. Besides being an alternate captain and a leader on the ice, he is the player representative. Syl is expected to be Pittsburgh's representative in the NBC Showdown Series this year. Prior to last year, Syl signed a five-year deal with the Pens.

Season	Club	League	Regular Season					Playoffs				
			GP	G	A	PTS	PIM	GP	G	A	PTS	PIM
1968-69	Buffalo	AHL	2	1	2	3	4	-	-	-	-	-
1969-70	Omaha	CHL	68	16	38	54	43	12	10	9	19	4
1969-70	Buffalo	AHL	-	-	-	-	-	7	2	3	5	6
1970-71	NY Rangers	NHL	31	1	2	3	11	-	-	-	-	-
1970-71	Omaha	CHL	11	0	5	5	4	-	-	-	-	-
1970-71	Pittsburgh	NHL	31	9	16	25	21	-	-	-	-	-
1971-72	Pittsburgh	NHL	72	15	44	59	78	4	1	0	1	2
1972-73	Pittsburgh	NHL	77	29	56	85	18	-	-	-	-	-
1973-74	Pittsburgh	NHL	75	24	61	85	37	-	-	-	-	-
NHL Totals			286	78	179	257	165	4	1	0	1	2
Pgh. Totals			255	77	177	254	154	4	1	0	1	2

Traded to PITTSBURGH by N.Y. Rangers for Glen Sather, January 26, 1971.

THE PLAYERS

CHUCK ARNASON

Right Wing 5'10" 180 lbs.
 Age: 23 (July 15, 1951)
 Born: Dauphin, Manitoba
 Shoots: Right



Chuck Arnason came to the Penguins in January from the Atlanta Flames with the reputation of being a big goal scorer with a deadly shot. It took Chuck a few games to get acclimated, but once he found the range he scored 11 goals in 26 games, including four two-goal games. He scored 13 goals for the Pens and finished the year with 20 goals. Chuck also had a penalty shot, but was stopped by California's Gilles Meloche on February 16. Of the 41 games he played for Pittsburgh, only twice did he fail to get a shot on goal and in 14 games he had four or more shots on goal. Off the ice he is an avid golfer and scored a hole-in-one in Winnipeg during the summer. He also knows all of the songs recorded by the Mills Brothers. Chuck will be starting the second year of a three-year contract.

Season	Club	League	Regular Season					Playoffs				
			GP	G	A	PTS	PIM	GP	G	A	PTS	PIM
1971-72	Montreal	NHL	17	3	0	3	4	-	-	-	-	-
1971-72	Nova Scotia	AHL	58	30	24	54	33	15	7	6	13	6
1972-73	Montreal	NHL	19	1	1	2	2	-	-	-	-	-
1972-73	Nova Scotia	AHL	38	18	20	38	4	13	5	10	15	16
1973-74	Atlanta	NHL	33	7	6	13	13	-	-	-	-	-
1973-74	Pittsburgh	NHL	41	13	5	18	4	-	-	-	-	-
	NHL Totals		110	24	12	36	23	-	-	-	-	-
	Pgh. Totals		41	13	5	18	4	-	-	-	-	-

Drafted from Flin Flon Bombers by MONTREAL in first round of 1971 amateur draft . . . Traded to ATLANTA by MONTREAL with Bob Murray and rights to Dale Hoganson for future considerations, May 29, 1973 . . . Traded to PITTSBURGH with Bob Paradise by ATLANTA for Al McDonough, January 4, 1974.

WAYNE BIANCHIN (Buy-an-chin)

Left Wing 5'10" 180 lbs.
 Age: 21 (September 6, 1953)
 Born: Nanaimo, British Columbia
 Shoots: Left



A promising career of Wayne Bianchin was almost tragically ended in an off-season surfing accident in Hawaii, but doctors feel he will be back in the lineup before mid-season. Wayne suffered a broken neck when he displaced two vertebrae in the mishap. In his rookie season he scored 12 goals and 25 points in 69 games. Wayne missed the first six games of the season with a hairline fracture of the ankle and started the year in Hershey. He scored his first NHL goal on December 23 at Buffalo. Wayne was one of the most popular players last year for his all around hustle and desire. A complete recovery will give Pittsburgh one of the best young players in the game. Wayne is in the second year of a three-year contract.

Season	Club	League	Regular Season					Playoffs				
			GP	G	A	PTS	PIM	GP	G	A	PTS	PIM
1973-74	Hershey	AHL	4	1	2	3	2	-	-	-	-	-
1973-74	Pittsburgh	NHL	69	12	13	25	38	-	-	-	-	-
	NHL Totals		69	12	13	25	38	-	-	-	-	-
	Pgh. Totals		69	12	13	25	38	-	-	-	-	-

Drafted from Flin Flon Bombers by PITTSBURGH in second round of 1973 amateur draft.

DAVE BURROWS

Defense 6'1" 190 lbs.
Age: 25 (January 11, 1949)
Born: Toronto, Ontario
Shoots: Left




It took Dave Burrows almost three years before he got the recognition he deserves, but the popular backliner was finally selected to the All Star game last year and finished high in the post season voting as one of the best defensemen in the NHL. Even playing in the All Star game in Chicago had its' pitfalls, as Dave suffered a dislocated shoulder and missed six games, the first time he was out of the Pittsburgh lineup in three years due to an injury. Dave scored just 3 goals and 14 assists last year, but was able to concentrate more on defense after the trades that brought some big scoring defensemen to the club. Dave was the Penguins' 1971-72 rookie of the year and was the most valuable player in 1972-73. Last year he shared the award with Apps, MacDonald and Pronovost. This past summer, Dave served as coach of the Pittsburgh team in the Special Olympics in Winnipeg. Dave is on the second year of a three year contract.

Season	Club	League	Regular Season					Playoffs				
			GP	G	A	PTS	PIM	GP	G	A	PTS	PIM
1969-70	Dallas	CHL	69	4	9	13	45	-	-	-	-	-
1969-70	Portland	WHL	-	-	-	-	-	11	1	2	3	6
1970-71	Dallas	CHL	67	1	11	12	49	10	0	2	2	4
1971-72	Pittsburgh	NHL	77	2	10	12	48	4	0	0	0	4
1972-73	Pittsburgh	NHL	78	3	24	27	42	-	-	-	-	-
1973-74	Pittsburgh	NHL	71	3	14	17	30	-	-	-	-	-
	NHL Totals		226	8	48	56	120	4	0	0	0	4
	Pgh. Totals		226	8	48	56	120	4	0	0	0	4

Drafted from CHICAGO by PITTSBURGH in 1971 Intra-League Draft.

NELSON DEBENEDET (Dee-ben-ah-det)

Left Wing 6'1" 205 lbs.
Age: 26 (December 31, 1947)
Born: Cordenons, Italy
Shoots: Left



Nelson DeBenedet is one of the two players acquired during the off-season via the trade route. A native of Italy, Nelson is rated as a strong two-way hockey player. He played defense in college while attending Michigan State and later Toronto University. In 1972-73 he scored 29 goals in the American Hockey League. Last year he split the season between Virginia (AHL) and Detroit where he scored 4 goals in 15 games with the NHL Red Wings. He was traded from Detroit to the Pens for Hank Nowak and a third round draft choice. DeBenedet has two years remaining on his contract.

Season	Club	League	Regular Season					Playoffs				
			GP	G	A	PTS	PIM	GP	G	A	PTS	PIM
1971-72	Fort Worth	CHL	14	2	4	6	15	-	-	-	-	-
1971-72	Tidewater	AHL	22	4	3	7	12	-	-	-	-	-
1972-73	Tidewater	AHL	76	29	27	56	64	13	2	5	7	6
1973-74	Virginia	AHL	39	8	15	23	40	-	-	-	-	-
1973-74	Detroit	NHL	15	4	1	5	2	-	-	-	-	-
	NHL Totals		15	4	1	5	2	-	-	-	-	-

Traded to PITTSBURGH by DETROIT for Hank Nowak and a third round draft choice in the 1974 amateur draft.

AB DEMARCO

Defense 6'0" 180 lbs.
 Age: 25 (February 27, 1949)
 Born: North Bay, Ontario
 Shoots: Right



Ab DeMarco isn't exactly a "chip off the old block", but his smooth style of play reminds many people of the way his father played the game. Ab looks like a magician when he controls the puck with pin-point passing and a shot that accounted for 10 goals last year. DeMarco came to the Pens in January and scored 7 goals and 12 assists in 34 games, including a pair of two-goal games that gave the Pens victories over Chicago and Atlanta. Ab has had several serious injuries (broken ankle & dislocated shoulder) that have kept him out of the lineup in the past, but he didn't miss a game when he arrived in Pittsburgh. Ab underwent an off-season appendectomy operation. He has three years remaining on his contract with the Penguins.

Season	Club	League	Regular Season					Playoffs				
			GP	G	A	PTS	PIM	GP	G	A	PTS	PIM
1969-70	Omaha	CHL	60	6	30	36	19	-	-	-	-	-
1969-70	NY Rangers	NHL	3	0	0	0	0	5	0	0	0	2
1970-71	NY Rangers	NHL	2	0	1	1	0	-	-	-	-	-
1970-71	Omaha	CHL	54	17	25	42	18	-	-	-	-	-
1971-72	NY Rangers	NHL	48	4	7	11	4	4	0	1	1	0
1972-73	NY Rangers	NHL	51	4	13	17	15	-	-	-	-	-
1972-73	St. Louis	NHL	14	4	9	13	2	4	1	1	2	2
1973-74	St. Louis	NHL	23	3	9	12	11	-	-	-	-	-
1973-74	Pittsburgh	NHL	34	7	12	19	4	-	-	-	-	-
	NHL Totals		175	22	51	73	36	13	1	2	3	4
	Pgh. Totals		34	7	12	19	4	-	-	-	-	-

Traded to ST. LOUIS by N.Y. RANGERS for Mike Murphy, March 2, 1973 . . . Traded to PITTSBURGH with Bob Kelly and Steve Durbano by ST. LOUIS for Greg Polis, Bryan Watson and a second round draft choice in the 1974 amateur draft.

STEVE DURBANO

Defense 6'1" 210 lbs.
 Age: 22 (December 12, 1951)
 Born: Toronto, Ontario
 Shoots: Left



You can write and talk all night about Steve Durbano's fistic abilities, but the one fact still remains, he is one of the best all-around defensemen in the game. He keeps his end clear of opposing forwards and at the other end is always a threat with his powerful slap shot. Despite playing only 33 games with Pittsburgh, Steve was the team's penalty leader with 138 minutes and a total of 284 on the year. Steve scored a goal the very first game he played for Pittsburgh and also picked up 2 goals against his old mates from St. Louis. There isn't a fiercer competitor in hockey than Steve, and his overall ability will soon earn him respect as a player throughout the league. Steve set one Pittsburgh mark last year when he picked up 27 minutes in one game against Vancouver. He spent the summer in Pittsburgh making public appearances. Steve also has four years remaining on his current pact with the Pens.

Season	Club	League	Regular Season					Playoffs				
			GP	G	A	PTS	PIM	GP	G	A	PTS	PIM
1971-72	Omaha	CHL	70	7	34	41	402	-	-	-	-	-
1972-73	St. Louis	NHL	49	3	18	21	231	5	0	2	2	8
1973-74	St. Louis	NHL	36	4	5	9	146	-	-	-	-	-
1973-74	Pittsburgh	NHL	33	4	14	18	138	-	-	-	-	-
	NHL Totals		118	11	37	48	515	5	0	2	2	8
	Pgh. Totals		33	4	14	18	138	-	-	-	-	-

Drafted from Toronto Marlboros by NEW YORK RANGERS in first round of 1971 amateur draft . . . Traded to ST. LOUIS by N. Y. RANGERS for Peter McDuffe and Curt Bennett, June 7, 1972 . . . Traded to PITTSBURGH with Bob Kelly and Ab DeMarco by ST. LOUIS for Greg Polis, Bryan Watson and a second round draft choice in the 1974 amateur draft.

VIC HADFIELD

Left Wing 6'0" 190 lbs.
Age: 34 (October 4, 1940)
Born: Oakville, Ontario
Shoots: Left




After 13 seasons in a New York Rangers uniform, Vic Hadfield gets a new lease on life. The popular hard-hitting, high-scoring left wing came to the Penguins in an off-season trade for Nick Beverley. The former captain of the Rangers has played in over 800 games in the NHL and has scored over 250 goals, including 50 in 1971-72 when he was a second team All Star selection. Vic has scored over 100 goals in the past three seasons in the NHL, and an operation to cure an injured hand and thumb should put him back among the goal scoring leaders. Vic led the league in penalty minutes in 1963-64 and has five seasons in which he picked up 100 or more penalty minutes. In the off-season he runs a golf course in Oakville, Ontario with former Penguin Andy Bathgate. Hadfield has three years remaining on a five year pact he signed with New York, but is now a lot closer to playing for a Stanley Cup champion.

Season	Club	League	Regular Season					Playoffs				
			GP	G	A	PTS	PIM	GP	G	A	PTS	PIM
1959-60	Buffalo	AHL	1	0	0	0	0	-	-	-	-	-
1960-61	Buffalo	AHL	62	5	16	21	111	3	0	0	0	11
1961-62	NY Rangers	NHL	44	3	1	4	22	4	0	0	0	2
1962-63	NY Rangers	NHL	36	5	6	11	32	-	-	-	-	-
1962-63	Baltimore	AHL	29	10	9	19	84	-	-	-	-	-
1963-64	NY Rangers	NHL	69	14	11	25	151	-	-	-	-	-
1964-65	NY Rangers	NHL	70	18	20	38	102	-	-	-	-	-
1965-66	NY Rangers	NHL	67	16	19	35	112	-	-	-	-	-
1966-67	NY Rangers	NHL	69	13	20	33	80	4	1	0	1	17
1967-68	NY Rangers	NHL	59	20	19	39	45	6	1	2	3	6
1968-69	NY Rangers	NHL	73	26	40	66	108	4	2	1	3	2
1969-70	NY Rangers	NHL	71	20	34	54	69	-	-	-	-	-
1970-71	NY Rangers	NHL	63	22	22	44	38	12	8	5	13	46
1971-72	NY Rangers	NHL	78	50	56	106	142	16	7	9	16	22
1972-73	NY Rangers	NHL	63	28	34	62	60	9	2	2	4	11
1973-74	NY Rangers	NHL	77	27	28	55	75	6	1	0	1	0
NHL Totals			839	262	310	572	1036	61	22	19	41	106

Drafted by N.Y. RANGERS from CHICAGO, June, 1961 . . . Traded to PITTSBURGH by N.Y. RANGERS for Nick Beverley, May 30, 1974.

DENIS HERRON

Goaltender 5'11" 165 lbs.
Age: 22 (June 18, 1952)
Born: Chambly, Quebec
Shoots: Left




Denis Herron stands a good chance of being one of the top young goalies in the NHL this year. A 1972 draft choice, Denis broke into pro hockey at the top with the Pens and played in 18 games. He set a record by winning his first two starts away from home with shutout victories. This past year he started with Pittsburgh, but was loaned to Salt Lake City of the WHL on an emergency basis. He then was assigned to Hershey and helped lead the Bears to the Calder Cup title by defeating league champion Baltimore in four straight games. Just 22 years old, Denis figures to be around a long time. Denis has two years remaining on his current contract.

Season	Club	League	Regular Season					Playoffs				
			GP	MP	GA	SO	AVG	GP	MP	GA	SO	AVG
1972-73	Pittsburgh	NHL	18	967	55	2	3.41	-	-	-	-	-
1972-73	Hershey	AHL	21	1185	63	0	3.19	4	240	16	0	4.00
1973-74	Salt Lake	WHL	9	530	32	0	3.62	-	-	-	-	-
1973-74	Hershey	AHL	17	967	52	0	3.22	4	242	7	0	1.73
1973-74	Pittsburgh	NHL	5	260	18	0	4.15	-	-	-	-	-
NHL Totals			23	1227	73	2	3.57	-	-	-	-	-
Pgh. Totals			23	1227	73	2	3.57	-	-	-	-	-

Drafted from Three Rivers Dukes by PITTSBURGH in third round of 1972 amateur draft.

GARY INNESS

Goaltender 6'0" 195 lbs.
 Age: 25 (May 28, 1949)
 Born: Toronto, Ontario
 Shoots: Left



Gary Inness turned professional in October of last year and by January had earned a spot in the National Hockey League, thanks to his fine play in goal. The 25-year-old netminder played college hockey in Toronto before signing with the Pens. He started the year in Hershey and turned in a 2.89 average in 20 games for the Bears. His first NHL start came on the heels of the big trades of last year as he beat Vancouver 6-2 on January 18 in Vancouver. His first home start also resulted in one of the biggest victories of the year, a 4-1 decision over St. Louis. Gary had eight games in which he allowed two goals or less in compiling a respectable 3.26 average in 20 games. Gary was rewarded with a new contract that runs for the next four seasons.

Season	Club	League	Regular Season					Playoffs				
			GP	MP	GA	SO	AVG	GP	MP	GA	SO	AVG
1973-74	Hershey	AHL	20	1160	56	1	2.89	-	-	-	-	-
1973-74	Pittsburgh	NHL	20	1032	56	0	3.26	-	-	-	-	-
	NHL Totals		20	1032	56	0	3.26	-	-	-	-	-
	Pgh. Totals		20	1032	56	0	3.26	-	-	-	-	-

Signed as free agent in 1973.

BOB JOHNSON

Goaltender 6'1" 190 lbs.
 Age: 25 (November 12, 1948)
 Born: Farmington, Michigan
 Shoots: Left




Bob Johnson has worked his way up the goaltending ladder with stops in Fort Worth, Denver, St. Louis and Hershey and is now ready for a chance at a regular job in the big time. The 25-year-old native of Michigan played college hockey at Michigan State University before turning pro in the St. Louis organization. In 1971-72 he helped lead Denver to the Western Hockey League title with a 2.83 average in 37 games. He then gave up just five goals in five games in the playoffs, including two shutouts. He got his first chance in the NHL with St. Louis in 1972-73 when he played 12 games. Prior to the start of last year he was acquired from the Blues for Nick Harbaruk. He played in 43 games in Hershey and then won 8 of 10 decisions in the Calder Cup Playoffs as the Bears won the title. Bob signed a new pact this summer that will run for at least three years.

Season	Club	League	Regular Season					Playoffs				
			GP	MP	GA	SO	AVG	GP	MP	GA	SO	AVG
1970-71	Fort Worth	CHL	1	60	3	0	3.00	-	-	-	-	-
1971-72	Denver	WHL	37	2030	96	1	2.83	5	299	5	2	1.00
1972-73	St. Louis	NHL	12	583	26	0	2.68	-	-	-	-	-
1972-73	Denver	WHL	30	1589	91	2	3.44	4	245	16	0	3.92
1973-74	Hershey	AHL	43	2426	131	0	3.23	10	608	31	1	3.05
	NHL Totals		12	583	26	0	2.68	-	-	-	-	-

Traded to PITTSBURGH by ST. LOUIS for Nick Harbaruk, October, 1973.

RON JONES

Defense 6'1" 190 lbs.
Age: 23 (April 11, 1951)
Born: Vermillion, Alberta
Shoots: Left



Injuries have sidelined Ron Jones for part of last season and part of the 1974-75 campaign. A separated shoulder in December put the young backliner out of action. He recovered in time to play almost 50 games with Hershey and played well for the Bears. An off-season skiing mishap required surgery for torn muscles and tendons and will probably keep Ron off the ice for at least two months of the season. Jones was a first round draft pick by Boston in 1971 and came to the Pens last year via the Intra-League Draft. Jones has two years remaining on his three year contract.

Season	Club	League	Regular Season					Playoffs				
			GP	G	A	PTS	PIM	GP	G	A	PTS	PIM
1971-72	Boston	NHL	1	0	0	0	0	-	-	-	-	-
1971-72	Boston	AHL	74	6	11	17	36	9	0	0	0	7
1972-73	Boston	NHL	7	0	0	0	0	-	-	-	-	-
1972-73	Boston	AHL	55	3	25	28	34	5	0	1	1	2
1973-74	Pittsburgh	NHL	25	0	3	3	15	-	-	-	-	-
1973-74	Hershey	AHL	34	0	12	12	23	14	0	3	3	6
	NHL Totals		33	0	3	3	15	-	-	-	-	-
	Pgh. Totals		25	0	3	3	15	-	-	-	-	-

Drafted from Edmonton Oil Kings by BOSTON in first round of 1971 amateur draft . . . Drafted by PITTSBURGH from BOSTON in Intra-League Draft, June 12, 1973.

BOB KELLY

Left Wing 6'2" 195 lbs.
Age: 28 (June 6, 1946)
Born: Fort William, Ontario
Shoots: Left



Bob "Battleship" Kelly became an instant hero in Pittsburgh last year with his aggressive style of play and fighting ability. Bob got his first chance in the NHL last year with St. Louis, but was traded to Pittsburgh with Steve Durbano and Ab Demarco in one of the best deals the Pens have ever made. It took Bob a dozen games before he scored his first Penguin goal, but he finished with 7 in his last 18 games, including a three-goal hat trick against Detroit on March 24. A pinched nerve in his neck forced him out of the lineup for the last two weeks of the year, but an operation has Bob ready and willing to go again this year. When you hear "Anchors Aweigh", watch for one of the most exciting players in the game today, "Battleship" Kelly. Bob signed a new contract when he came to Pittsburgh and has three years left on the new deal.

Season	Club	League	Regular Season					Playoffs				
			GP	G	A	PTS	PIM	GP	G	A	PTS	PIM
1969-70	Providence	AHL	65	2	5	7	28	-	-	-	-	-
1970-71	Providence	AHL	26	1	0	1	31	-	-	-	-	-
1971-72	Okl. City	CHL	6	1	2	3	22	-	-	-	-	-
1971-72	Omaha	CHL	3	2	2	4	4	-	-	-	-	-
1972-73	Rochester	AHL	70	27	35	62	206	6	4	4	8	18
1973-74	St. Louis	NHL	37	9	8	17	45	-	-	-	-	-
1973-74	Pittsburgh	NHL	30	7	10	17	78	-	-	-	-	-
	NHL Totals		67	16	18	34	123	-	-	-	-	-
	Pgh. Totals		30	7	10	17	78	-	-	-	-	-

Drafted from Port Arthur by TORONTO in second round of 1967 amateur draft . . . Traded to N.Y. RANGERS by Rochester for Bill Knibbs and cash, July, 1973 . . . Traded by ST. LOUIS by N. Y. RANGERS for Norm Dennis and Don Borgeson, September, 1973 . . . Traded to PITTSBURGH with Ab DeMarco and Steve Durbano by ST. LOUIS for Greg Polis, Bryan Watson and a second round draft choice in the 1974 amateur draft.

JEAN GUY LAGACE (Leg-ah-see)

Defense 5'10" 185 lbs.
 Age: 29 (February 5, 1945)
 Born: L'Abord a Plouffe, Quebec
 Shoots: Right



Jean Guy Lagace still utilizes the hip-check to perfection and has sent many forwards crashing awkwardly to the ice after making contact. Last year he played in 31 games, missing part of the season with a broken rib. Lagace started his pro career with Pittsburgh in 1968 and returned to the Penguins in 1971, after being drafted by Minnesota and Buffalo in 1970. He had one of his best games on February 16 when he picked up a goal and two assists against California. Jean Guy is always ready to make a contribution to the team and is a very qualified defenseman. Jean Guy is in the second year of a three year contract.

Season	Club	League	Regular Season					Playoffs				
			GP	G	A	PTS	PIM	GP	G	A	PTS	PIM
1968-69	Pittsburgh	NHL	17	0	1	1	14	-	-	-	-	-
1968-69	Amarillo	CHL	49	9	19	28	96	-	-	-	-	-
1969-70	Baltimore	AHL	68	7	21	28	138	4	1	2	3	2
1970-71	Buffalo	NHL	3	0	0	0	2	-	-	-	-	-
1970-71	Amarillo	CHL	19	1	15	16	61	-	-	-	-	-
1970-71	Salt Lake	WHL	39	2	13	15	83	-	-	-	-	-
1971-72	Hershey	AHL	61	11	30	41	117	4	0	0	0	8
1972-73	Pittsburgh	NHL	31	1	5	6	32	-	-	-	-	-
1972-73	Hershey	AHL	37	7	14	21	54	-	-	-	-	-
1973-74	Pittsburgh	NHL	31	2	6	8	34	-	-	-	-	-
	NHL Totals		82	3	12	15	82	-	-	-	-	-
	Pgh. Totals		79	3	12	15	80	-	-	-	-	-

Purchased from MONTREAL by PITTSBURGH, November, 1968 . . .
 Drafted from PITTSBURGH by MINNESOTA in Intra-League Draft, June, 1970 . . .
 Drafted from MINNESOTA by BUFFALO in expansion draft, June, 1970 . . .
 Traded to PITTSBURGH by BUFFALO for Terry Ball, February, 1971.

RON LALONDE

Center 5'10" 180 lbs.
 Age: 21 (October 30, 1952)
 Born: Toronto, Ontario
 Shoots: Left



Ron Lalonde needed just one season in the minors to develop into one of the hardest working players on the team. His on-ice leadership earned him an alternate captain honor after Marc Boileau took over as coach. "Newsy", as he is known by his teammates was drafted from Peterborough where he was the captain and led the Petes to the Memorial Cup Playoffs. Ron played in 73 games last year and scored 10 goals. He was named the winner of the Michel Briere Memorial Trophy as the Penguins rookie of the year. Ron has two years remaining on his contract.

Season	Club	League	Regular Season					Playoffs				
			GP	G	A	PTS	PIM	GP	G	A	PTS	PIM
1972-73	Pittsburgh	NHL	11	0	0	0	2	-	-	-	-	-
1972-73	Hershey	AHL	60	16	26	42	34	7	1	1	2	0
1973-74	Pittsburgh	NHL	73	10	17	27	14	-	-	-	-	-
	NHL Totals		84	10	17	27	16	-	-	-	-	-
	Pgh. Totals		84	10	17	27	16	-	-	-	-	-

Drafted from Peterborough Petes by PITTSBURGH in fourth round of 1972 amateur draft.

BERNIE LUKOWICH (Luke-oh-wich)

Right Wing 6'1" 195 lbs.
 Age: 22 (March 18, 1952)
 Born: N. Battleford, Saskatchewan
 Shoots: Right



Bernie Lukowich was a second round draft pick in the 1972 amateur draft and is developing into a solid right wing in the NHL. He scored 22 goals in Hershey in his rookie season and last year he scored 9 goals in 53 games with the Pens. Lukowich scored his first NHL goal on January 12 against Buffalo. A year of experience should make Lukowich one of the best young players on the team. Bernie has at least three years left through his latest contract agreement.

Season	Club	League	Regular Season					Playoffs				
			GP	G	A	PTS	PIM	GP	G	A	PTS	PIM
1972-73	Hershey	AHL	69	22	23	45	64	7	0	2	2	26
1973-74	Hershey	AHL	17	4	5	9	12	-	-	-	-	-
	Pittsburgh	NHL	53	9	10	19	32	-	-	-	-	-
	NHL Totals		53	9	10	19	32	-	-	-	-	-
	Pgh. Totals		53	9	10	19	32	-	-	-	-	-

Drafted from New Westminster Bruins by PITTSBURGH in second round of 1972 amateur draft.

LOWELL MACDONALD

Left Wing 5'11" 185 lbs.
 Age: 33 (August 30, 1941)
 Born: New Glasgow, Nova Scotia
 Shoots: Right



A hard luck runner-up for the Lady Byng trophy last year, Lowell MacDonald continues to amaze experts with his comeback. After two years of inactivity through four knee operations, MacDonald has returned to score 77 goals and has not missed a game in two seasons. He won the Bill Masterton Memorial Award in 1973 and the James Balmer Award in 1974. He was a co-winner of the most valuable player award for the Pens and his club record 43 goals earned him the Equibank goal scoring trophy. Lowell has played in the past two all star games and scored last year in Chicago. Lowell had two hat tricks last year, both of them against Minnesota. MacDonald has two years remaining on his current contract, but plenty of goals and awards are still headed his way.

Season	Club	League	Regular Season					Playoffs				
			GP	G	A	PTS	PIM	GP	G	A	PTS	PIM
1961-62	Detroit	NHL	1	0	0	0	2	-	-	-	-	-
1962-63	Detroit	NHL	26	2	1	3	8	1	0	0	0	2
1962-63	Pittsburgh	AHL	41	20	19	39	4	-	-	-	-	-
1963-64	Detroit	NHL	10	1	4	5	0	-	-	-	-	-
1963-64	Pittsburgh	AHL	59	31	29	60	6	5	3	1	4	2
1964-65	Pittsburgh	AHL	59	16	20	36	10	2	0	0	0	0
1964-65	Detroit	NHL	9	2	1	3	0	-	-	-	-	-
1965-66	Rochester	AHL	1	0	0	0	0	-	-	-	-	-
1965-66	Tulsa	CHL	57	33	25	58	4	11	5	4	9	0
1966-67	Tulsa	CHL	33	14	17	31	8	-	-	-	-	-
1967-68	Los Angeles	NHL	74	21	24	45	12	7	3	4	7	2
1968-69	Springfield	AHL	9	6	9	15	0	-	-	-	-	-
1968-69	Los Angeles	NHL	58	14	14	28	10	7	2	3	5	0
1969-70	Springfield	AHL	14	4	3	7	0	3	0	0	0	0
1970-71	Pittsburgh	NHL	10	0	1	1	0	-	-	-	-	-
1971-72	Injured											
1972-73	Pittsburgh	NHL	78	34	41	75	8	-	-	-	-	-
1973-74	Pittsburgh	NHL	78	43	39	82	14	-	-	-	-	-
	NHL Totals		344	117	125	242	54	15	5	7	12	4
	Pgh. Totals		166	77	81	158	22	-	-	-	-	-

Traded to TORONTO by DETROIT with Marcel Pronovost, Ed Joyal, Larry Jeffrey and Aut Erickson for Andy Bathgate, Billy Harris and Gary Jarrett, May 1965 . . . Drafted from TORONTO by LOS ANGELES in expansion draft, June, 1967 . . . Drafted from LOS ANGELES by PITTSBURGH in Intra-League draft, June 1970.

BOB McMANAMA (Mick-man-ah-mah)

Center 5'11" 185 lbs.
 Age: 23 (October 7, 1951)
 Born: Belmont, Massachusetts
 Shoots: Left



From the campus of Harvard University to the ranks of the NHL is a big step, but Bob McManama made the transition without missing a step. He became Pittsburgh property because of a misspelling by another team and was one of the standouts in training camp last year. Bob started the year with the Pens and scored his first NHL goal on October 20 against California in his fourth big league game. A mid-season slump was corrected in Hershey where he established a club record by scoring at least one point in 18 straight games. He returned to the Pens following the changeover in January and he had a chance to play regularly for the rest of the year. One of the smartest youngsters in the game, Bob is a native of Belmont, Massachusetts and was an All American center in his final year in college. Bob has signed to play for the next four years with the Pens.

Season	Club	League	Regular Season					Playoffs				
			GP	G	A	PTS	PIM	GP	G	A	PTS	PIM
1973-74	Hershey	AHL	26	10	18	28	12	-	-	-	-	-
1973-74	Pittsburgh	NHL	47	5	14	19	18	-	-	-	-	-
	NHL Totals		47	5	14	19	18					
	Pgh. Totals		47	5	14	19	18					

Signed as free agent in 1973.

BOB PARADISE

Defense 6'1" 205 lbs.
 Age: 30 (April 22, 1944)
 Born: St. Paul, Minnesota
 Shoots: Left



All he needed was a chance and that's just what Bob Paradise got when he came to Pittsburgh in a January trade with Chuck Arnason from Atlanta. The St. Paul, Minnesota native picked up two assists in his first game as a Penguin. He scored 2 goals in 38 games, but showed a great desire to play and win. With Dave Burrows and Steve Durbano, Paradise gives the Pens three of the best left defensemen in hockey. Paradise signed a multi-year contract that will run for at least five years.

Season	Club	League	Regular Season					Playoffs				
			GP	G	A	PTS	PIM	GP	G	A	PTS	PIM
1969-70	Omaha	CHL	61	3	14	17	98	12	0	2	2	27
1970-71	Montreal	AHL	72	0	9	9	107	3	0	0	0	0
1971-72	Seattle	WHL	54	5	8	13	80	-	-	-	-	-
1971-72	Cleveland	AHL	4	0	0	0	0	-	-	-	-	-
1971-72	Minnesota	NHL	6	0	0	0	6	4	0	0	0	2
1972-73	Atlanta	NHL	71	1	7	8	103	-	-	-	-	-
1973-74	Atlanta	NHL	18	0	1	1	13	-	-	-	-	-
1973-74	Pittsburgh	NHL	38	2	7	9	39	-	-	-	-	-
	NHL Totals		133	3	15	18	161	4	0	0	0	2
	Pgh. Totals		38	2	7	9	39					

Sold to MINNESOTA by MONTREAL for future considerations, May, 1971 . . . Traded to ATLANTA by MINNESOTA for future considerations, June, 1972 . . . Traded to PITTSBURGH by ATLANTA with Chuck Arnason for Al McDonough, January 4, 1974.

JEAN PRONOVOST (PROE-NO-VOE)

Right Wing 6'0" 185 lbs.
 Age: 28 (December 18, 1945)
 Born: Shawinigan Falls, Quebec
 Shoots: Right



When Jean Pronovost joined Syl Apps and Lowell MacDonald in January, he helped form the second highest goal scoring line in the NHL. Pronie had scored 15 goals through the first half of the season but picked up 25 more in the second half to finish with a career high of 40 and share the team's most valuable player award. Jean took over as the club's all time scoring leader this past season and will be the first Penguin to score 150 goals. Pronovost also won the Player's Play award for the fourth time since coming to Pittsburgh in 1968. Twice during his career he has scored goals in 7 consecutive games and set a club record for 11 goals in one month (March) this past year. The Century Line accounted for at least one goal through the final 29 games of the season. Jean turned in his finest performance on the last home game when he scored two goals and three assists in a 6-1 triumph over Philadelphia. Jean recently signed a new five-year contract with the Pens and should continue as one of the top scorers in the NHL.

Season	Club	League	Regular Season					Playoffs				
			GP	G	A	PTS	PIM	GP	G	A	PTS	PIM
1966-67	Okla. City	CHL	68	21	24	45	81	11	5	2	7	12
1967-68	Okla. City	CHL	49	25	25	50	41	7	3	4	7	6
1968-69	Pittsburgh	NHL	76	16	25	41	41	—	—	—	—	—
1969-70	Pittsburgh	NHL	72	20	21	41	45	10	3	4	7	2
1970-71	Pittsburgh	NHL	78	21	24	45	35	—	—	—	—	—
1971-72	Pittsburgh	NHL	68	30	23	53	12	4	1	1	2	0
1972-73	Pittsburgh	NHL	66	21	22	43	16	—	—	—	—	—
1973-74	Pittsburgh	NHL	77	40	32	72	22	—	—	—	—	—
NHL Totals			437	148	147	295	171	14	4	5	9	2
Pgh. Totals			437	148	147	295	171	14	4	5	9	2

RON SCHOCK

Center 5'11" 180 lbs.
 Age: 30 (December 19, 1943)
 Born: Chapleau, Ontario
 Shoots: Left



Ron Schock is a veteran of over 600 NHL games and has scored 40 or more points for the last four years for the Penguins. Ron's overall hustle and on-ice leadership earned him the "big C" as team captain last year. He ranks as one of the best two-way hockey players in the game and is used consistently to kill penalties. He has scored a club high 10 shorthanded goals since coming to the Pens in 1969. Last year he was the winner of the Bill McCracken Unsung Hero Award. Schock has two years remaining on his contract.

Season	Club	League	Regular Season					Playoffs				
			GP	G	A	PTS	PIM	GP	G	A	PTS	PIM
1962-63	Kingston	EPHL	1	0	1	1	0	—	—	—	—	—
1963-64	Minneapolis	CHL	—	—	—	—	—	2	0	3	3	0
1963-64	Boston	NHL	5	1	2	3	0	—	—	—	—	—
1964-65	Boston	NHL	33	4	7	11	14	—	—	—	—	—
1965-66	Boston	NHL	24	2	2	4	6	—	—	—	—	—
1965-66	San Francisco	WHL	43	11	21	32	28	7	1	5	6	6
1966-67	Boston	NHL	66	10	20	30	8	—	—	—	—	—
1967-68	Kansas City	CHL	10	2	8	10	2	—	—	—	—	—
1967-68	St. Louis	NHL	55	9	9	18	17	12	1	2	3	0
1968-69	St. Louis	NHL	67	12	27	39	14	12	1	2	3	6
1969-70	Pittsburgh	NHL	76	8	21	29	40	10	1	6	7	7
1970-71	Pittsburgh	NHL	71	14	26	40	20	—	—	—	—	—
1971-72	Pittsburgh	NHL	77	17	29	46	22	4	1	0	1	6
1972-73	Pittsburgh	NHL	78	13	36	49	23	—	—	—	—	—
1973-74	Pittsburgh	NHL	77	14	29	43	22	—	—	—	—	—
NHL Totals			629	104	208	312	186	38	4	10	14	19
Pgh. Totals			379	66	141	207	127	14	2	6	8	13

Drafted by ST. LOUIS from BOSTON in expansion draft, June 6, 1967 . . . Traded to PITTSBURGH by ST. LOUIS with Craig Cameron for Lou Angotti and Pittsburgh's first choice in the 1971 amateur draft, June 6, 1969.

Sold to PITTSBURGH by BOSTON, May 21, 1968.

RON STACKHOUSE

Defense 6'3 210 lbs.
 Age: 25 (August 26, 1949)
 Born: Haliburton, Ontario
 Shoots: Right




Ron Stackhouse has been in the NHL for five seasons, but has yet to play in the Stanley Cup Playoffs. He plans to help remedy that situation this year as he begins his first full campaign with the Pens. Ron was acquired from the Detroit Red Wings in January and quickly showed why he is rated as one of the top defensemen in the game. He finished with 6 goals and 29 assists. Ron scored the winning goal for the Pens the first time he played for Pittsburgh. His strong shot and long reach make him a threat on both offense and defense. Ron has two years remaining on his latest deal.

Season	Club	League	Regular Season					Playoffs				
			GP	G	A	PTS	PIM	GP	G	A	PTS	PIM
1969-70	Providence	AHL	65	1	5	6	37	-	-	-	-	-
1969-70	Seattle	WHL	-	-	-	-	-	5	0	0	0	0
1970-71	California	NHL	78	8	24	32	73	-	-	-	-	-
1971-72	California	NHL	6	1	3	4	6	-	-	-	-	-
1971-72	Detroit	NHL	73	5	25	30	83	-	-	-	-	-
1972-73	Detroit	NHL	78	5	29	34	82	-	-	-	-	-
1973-74	Detroit	NHL	33	2	14	16	33	-	-	-	-	-
1973-74	Pittsburgh	NHL	36	4	15	19	33	-	-	-	-	-
	NHL Totals		304	25	110	135	310	-	-	-	-	-
	Pgh. Totals		36	4	15	19	33	-	-	-	-	-

Drafted from Peterborough Petes by CALIFORNIA in second round of 1969 amateur draft . . . Traded to DETROIT by CALIFORNIA for Tom Webster, October 22, 1971 . . . Traded to PITTSBURGH by DETROIT for Jim Rutherford and Jack Lynch, January 17, 1974.

BLAINE STOUGHTON (Stou-ton)

Right Wing 5'11" 185 lbs.
 Age: 21 (March 13, 1953)
 Born: Gilbert Plaines, Manitoba
 Shoots: Right



After one year of getting acclimated to professional hockey, Blaine Stoughton should break through and become one of the top youngsters on the club this year. A number one draft pick in 1973 after a sensational career with Flin Flon, Blaine spent part of the season with Hershey where he scored 23 goals in 47 games. He returned to the big club and finished with 5 goals in 34 games with the Pens. Blaine signed a three-year contract when he was drafted and has two seasons left on that agreement.

Season	Club	League	Regular Season					Playoffs				
			GP	G	A	PTS	PIM	GP	G	A	PTS	PIM
1973-74	Hershey	AHL	47	23	17	40	35	-	-	-	-	-
1973-74	Pittsburgh	NHL	34	5	6	11	8	-	-	-	-	-
	NHL Totals		34	5	6	11	8	-	-	-	-	-
	Pgh. Totals		34	5	6	11	8	-	-	-	-	-

Drafted from Flin Flon Bombers by PITTSBURGH in first round of 1973 amateur draft.



JEFF ABLETT

Left Wing 5'9" 180 lbs.
 Age: 22 (May 2, 1952)
 Born: Medicine Hat, Alberta
 Shoots: Left

Season	Club	League	Regular Season					Playoffs				
			GP	G	A	PTS	PIM	GP	G	A	PTS	PIM
1972-73	Fort Wayne	IHL	73	27	39	66	50	9	6	5	11	7
1973-74	Fort Wayne	IHL	74	31	26	57	42	-	-	-	-	-

Drafted from Medicine Hat Tigers by PITTSBURGH in sixth round of 1972 amateur draft.

RANDY AIMOE

Defense 6'0" 175 lbs.
 Age: 21 (August 27, 1953)
 Born: Flin Flon, Manitoba
 Shoots: Right



Season	Club	League	Regular Season					Playoffs				
			GP	G	A	PTS	PIM	GP	G	A	PTS	PIM
1973-74	Fort Wayne	IHL	71	4	15	19	99	-	-	-	-	-

Drafted from Medicine Hat Tigers by PITTSBURGH in ninth round of 1973 amateur draft.



DON ATCHISON

Goaltender 6'3" 195 lbs.
 Age: 22 (March 14, 1952)
 Born: Saskatoon, Saskatchewan
 Shoots: Left

Season	Club	League	Regular Season					Playoffs				
			GP	MP	GA	SO	AVG	GP	MP	GA	SO	AVG
1972-73	Fort Wayne	IHL	30	1774	87	2	2.94	8	489	17	1	2.09
1973-74	Fort Wayne	IHL	24	1311	109	0	5.00	-	-	-	-	-

Drafted from Saskatoon Blades by PITTSBURGH in eleventh round of 1972 amateur draft.

HARVEY BENNETT

Center 6'4" 215 lbs.
 Age: 23 (August 8, 1951)
 Born: Cranston, Rhode Island
 Shoots: Left

Season	Club	League	Regular Season					Playoffs				
			GP	G	A	PTS	PIM	GP	G	A	PTS	PIM
1973-74	Des Moines	IHL	74	31	50	81	93	10	3	6	9	17

Signed as free agent 1974.



LARRY BIGNELL

Defense 5'11" 185 lbs.
 Age: 24 (January 7, 1950)
 Born: Edmonton, Alberta
 Shoots: Left

Season	Club	League	Regular Season					Playoffs				
			GP	G	A	PTS	PIM	GP	G	A	PTS	PIM
1970-71	Amarillo	CHL	63	3	16	19	64	-	-	-	-	-
1971-72	Hershey	AHL	58	4	10	14	59	3	0	0	0	4
1972-73	Hershey	AHL	65	6	15	21	94	7	1	1	2	16
1973-74	Pittsburgh	NHL	20	0	3	3	2	-	-	-	-	-
1973-74	Hershey	AHL	17	2	2	4	40	-	-	-	-	-
1973-74	Richmond	AHL	35	7	10	17	103	5	4	3	7	6
	NHL Totals		20	0	3	3	2	-	-	-	-	-
	Pgh. Totals		20	0	3	3	2	-	-	-	-	-

Drafted from Edmonton Oil Kings by PITTSBURGH in third round of 1970 amateur draft.

FRED COMRIE

Center 5'9" 170 lbs.
 Age: 21 (September 12, 1953)
 Born: Edmonton, Alberta
 Shoots: Left



Season	Club	League	Regular Season					Playoffs				
			GP	G	A	PTS	PIM	GP	G	A	PTS	PIM
1973-74	Fort Wayne	IHL	50	13	25	38	7	-	-	-	-	-
1973-74	Dayton	IHL	21	8	16	24	6	4	1	4	5	4

Drafted from Edmonton Oil Kings by PITTSBURGH in seventh round of 1973 amateur draft.



TERRY EWASJUK (E-wahs-yuk)
 Left Wing 6'2" 205 lbs.
 Age: 20 (October 26, 1953)
 Born: Smokey Lake, Alberta
 Shoots: Left

Season	Club	League	Regular Season					Playoffs				
			GP	G	A	PTS	PIM	GP	G	A	PTS	PIM
1973-74	Hershey	AHL	71	14	23	37	117	14	5	2	7	26

Drafted from Victoria by PITTSBURGH in sixth round of 1973 amateur draft.

D'ARCY KEATING

Right Wing 6'1" 200 lbs.
 Age: 21 (December 12, 1953)
 Born: Sault Ste. Marie, Ontario
 Shoots: Right



Season	Club	League	Regular Season					Playoffs				
			GP	G	A	PTS	PIM	GP	G	A	PTS	PIM
1972-73	Fort Wayne	IHL	28	7	4	11	24	5	2	3	5	2
1973-74	Fort Wayne	IHL	73	17	36	53	34	—	—	—	—	—

Drafted from Notre Dame University by PITTSBURGH in seventh round of 1972 amateur draft.



DON McLEOD
 Center 5'10" 170 lbs.
 Age: 21 (April 27, 1953)
 Born: Saskatoon, Saskatchewan
 Shoots: Left

Season	Club	League	Regular Season					Playoffs				
			GP	G	A	PTS	PIM	GP	G	A	PTS	PIM
1973-74	Fort Wayne	IHL	30	1	4	5	6	—	—	—	—	—

Drafted from Saskatoon Blades by PITTSBURGH in tenth round of 1973 amateur draft.

DENNIS OWCHAR (Owe-char)
 Defense 5'11" 190 lbs.
 Age: 21 (March 28, 1953)
 Born: Dryden, Ontario
 Shoots: Right



Season	Club	League	Regular Season					Playoffs				
			GP	G	A	PTS	PIM	GP	G	A	PTS	PIM
1973-74	Hershey	AHL	74	16	17	33	51	14	1	5	6	14

Drafted from Toronto Marlboros by PITTSBURGH in third round of 1973 amateur draft.



JIM PEARSON
 Right Wing 6'0" 185 lbs.
 Age: 24 (May 10, 1950)
 Born: Chatham, Ontario
 Shoots: Right

Season	Club	League	Regular Season					Playoffs				
			GP	G	A	PTS	PIM	GP	G	A	PTS	PIM
1970-71	Amarillo	CHL	72	2	11	13	82	—	—	—	—	—
1971-72	Fort Wayne	IHL	70	18	32	50	78	8	0	1	1	6
1972-73	Fort Wayne	IHL	73	20	37	57	101	9	5	9	14	9
1973-74	Hershey	AHL	75	25	36	61	28	14	7	6	13	14

Drafted from St. Catherines Black Hawks by PITTSBURGH in seventh round of 1970 amateur draft.

DON SEILING
 Left Wing 5'10" 175 lbs.
 Age: 21 (March 28, 1953)
 Born: Elmira, Ontario
 Shoots: Left



Season	Club	League	Regular Season					Playoffs				
			GP	G	A	PTS	PIM	GP	G	A	PTS	PIM
1973-74	Hershey	AHL	72	25	29	54	68	14	6	4	10	27

Drafted from Oshawa Generals by PITTSBURGH in sixth round of 1973 amateur draft.



DEAN SHEREMETA

Left Wing 6'1" 195 lbs.
 Age: 22 (April 9, 1952)
 Born: Kapuskasing, Ontario
 Shoots: Left

Season	Club	League	Regular Season					Playoffs				
			GP	G	A	PTS	PIM	GP	G	A	PTS	PIM
1972-73	Fort Wayne	IHL	71	36	30	66	124	8	2	2	4	21
1973-74	Hershey	AHL	35	5	8	13	67	14	1	1	2	33

Signed as free agent 1972.

GUIDO TENISI (Gwee-doe Ten-ee-see)

Defense 6'1" 195 lbs.
 Age: 21 (July 5, 1953)
 Born: Detroit, Michigan
 Shoots: Left



Season	Club	League	Regular Season					Playoffs				
			GP	G	A	PTS	PIM	GP	G	A	PTS	PIM
1973-74	Tulsa	CHL	21	2	4	6	31	-	-	-	-	-
1973-74	Hershey	AHL	10	0	0	0	8	-	-	-	-	-

Drafted from Oshawa Generals by PITTSBURGH in fourth round of 1973 amateur draft.



BRIAN WALKER

Right Wing 5'10" 180 lbs.
 Age: 22 (May 4, 1952)
 Born: Beaver Lodge, Alberta
 Shoots: Right

Season	Club	League	Regular Season					Playoffs				
			GP	G	A	PTS	PIM	GP	G	A	PTS	PIM
1972-73	Hershey	AHL	3	1	0	1	0	-	-	-	-	-
1972-73	Fort Wayne	IHL	53	24	47	71	24	9	7	6	13	4
1973-74	Injured											

Drafted from Calgary Centennials by PITTSBURGH in fifth round of 1972 amateur draft.

IAN WILLIAMS

Right Wing 6'1" 195 lbs.
 Age: 23 (April 21, 1951)
 Born: Toronto, Ontario
 Shoots: Right



Drafted from Notre Dame University by PITTSBURGH in sixth round of 1971 amateur draft.

PITTSBURGH AMATEUR DRAFT SELECTIONS

ROUND	PLAYER	TEAM
1969		
1st	Rick Kessell	Oshawa Generals
2nd	Michel Briere	Shawinigan Falls Bruins
3rd	Yvon Labre	Toronto Marlboros
4th	Rusty Patenaude	Calgary Centennials
5th	Paul Hoganson	Toronto Marlboros
1970		
1st	Greg Polis	Estevan Bruins
2nd	John Stewart	Flin Flon Bombers
3rd	Larry Bignell	Edmonton Oil Kings
4th	Connie Forey	Ottawa 67's
5th	Steve Cardwell	Oshawa Generals
6th	Bob Fitchener	Brandon Wheat Kings
7th	Jim Pearson	St. Catharines Black Hawks
8th	Cam Newton	Kitchener Rangers
9th	Ron Lemieux	Dauphin Jrs.
1971		
2nd	Brian McKenzie	St. Catharines Black Hawks
3rd	Joe Noris	Toronto Marlboros
4th	Gerry Methe	Oshawa Generals
5th	Dave Murphy	North Dakota University
6th	Ian Williams	Notre Dame University
7th	Doug Elliott	Harvard University
1972		
2nd	Jack Lynch	Oshawa Generals
2nd	Bernie Lukowich	New Westminster Royals
3rd	Denis Herron	Three Rivers Dukes
4th	Ron Lalonde	Peterborough Petes
5th	Brian Walker	Calgary Centennials
6th	Jeff Ablett	Medicine Hat Tigers
7th	D'Arcy Keating	Notre Dame University
8th	Yves Bergeron	Shawinigan Bruins
9th	Jay Babcock	London Knights
10th	Don Atchison	Saskatoon Blades
1973		
1st	Blaine Stoughton	Flin Flon Bombers
2nd	Wayne Bianchin	Flin Flon Bombers
2nd	Colin Campbell	Peterborough Petes
3rd	Dennis Owchar	Toronto Marlboros
4th	Guido Tenisi	Oshawa Generals
5th	Don Seiling	Oshawa Generals
6th	Terry Ewasiuk	Victoria Cougars
7th	Fred Comrie	Edmonton Oil Kings
8th	Gord Lane	New Westminster Royals
9th	Randy Aimoe	Medicine Hat Tigers
10th	Don McLeod	Saskatoon Blades

1974 AMATEUR DRAFT SELECTIONS

PIERRE LAROUCHE (Lah-roosh)

Center 5'11" 175 lbs.
Age: 18 (November 16, 1955)
Born: Taschereau, Quebec
Shoots: Right Round Drafted: First

Season	Club	League	GP	G	A	PTS	PIM
1973-74	Sorel	QJHL	67	94	157	251	53

JACQUES COSSETTE (Coe-set)

Right Wing 5'9" 185 lbs.
Age: 20 (June 20, 1954)
Born: Rouyn-Noranda, Quebec
Shoots: Right Round drafted: Second

Season	Club	League	GP	G	A	PTS	PIM
1973-74	Sorel	QJHL	68	97	117	214	217

MARIO FAUBERT (Foe-bear)

Defense 6'1" 175 lbs.
Age: 19 (December 2, 1954)
Born: Valleyfield, Quebec
Shoots: Right Round drafted: Fourth

Season	Club	League	GP	G	A	PTS	PIM
1973-74	St. Louis U.	NCAA	40	8	35	43	62

BRUCE ABERHART

Goaltender 5'11" 180 lbs.
Age: 20 (September 19, 1954)
Born: London, Ontario
Shoots: Left Round drafted: Fifth

Season	Club	League	MP	GA	SO	AVG
1973-74	London	OHA	2386	141	1	3.55

WILLIAM "BUZZ" SCHNEIDER

Left Wing 5'11" 175 lbs.
Age: 20 (September 14, 1954)
Born: Babbitt, Minnesota
Shoots: Left Round drafted: Sixth

Season	Club	League	GP	G	A	PTS	PIM
1973-74	Minnesota U.	NCAA	28	19	10	29	26

ROBBIE LAIRD

Left Wing 5'9" 165 lbs.
Age: 19 (December 29, 1954)
Born: Regina, Saskatchewan
Shoots: Left Round drafted: Seventh

Season	Club	League	GP	G	A	PTS	PIM
1973-74	Regina	WCHL	69	39	45	84	243

LARRY FINCK

Defense 5'10" 180 lbs.
Age: 20 (January 17, 1954)
Born: Halifax, Nova Scotia
Shoots: Left Round drafted: Eighth

Season	Club	League	GP	G	A	PTS	PIM
1973-74	St. Catherines	OHA	67	2	14	16	75

JIM CHICOYNE (Sh-coin)

Defense 5'11" 205 lbs.
Age: 20 (September 18, 1954)
Born: Winnipeg, Manitoba
Shoots: Left Round drafted: Ninth

Season	Club	League	GP	G	A	PTS	PIM
1973-74	Brandon	WCHL	40	3	20	23	71

RICK UHRICH

Right Wing 5'9" 170 lbs.
Age: 20 (June 3, 1954)
Born: Regina, Saskatchewan
Shoots: Right Round drafted: Tenth

Season	Club	League	GP	G	A	PTS	PIM
1973-74	Regina	WCHL	68	35	52	87	33

SERGE GAMELIN (Gam-ah-lin)

Right Wing 5'10" 190 lbs.
Age: 20 (February 3, 1954)
Born: Montreal, Quebec
Shoots: Right Round drafted: Eleventh

Season	Club	League	GP	G	A	PTS	PIM
1973-74	Sorel	QJHL	70	53	66	119	58

RICHARD PERRON

Defense 5'7" 175 lbs.
 Age: 20 (September 5, 1954)
 Born: Hawkesbury, Quebec
 Shoots: Left Round drafted: Twelfth

Season	Club	League	GP	G	A	PTS	PIM
1973-74	Quebec	QJHL	62	5	52	57	38

RICHARD HINDMARCH

Right Wing
 Age: 20 (February 20, 1954)
 Born: Regina, Saskatchewan
 Shoots: Right Round drafted: Thirteenth
 1973-74 Club: University of Calgary

WILLIAM DAVIS

Defense 6'1" 180 lbs.
 Age: 20 (August 22, 1954)
 Born: Lindsay, Ontario
 Shoots: Left Round drafted: Fourteenth
 1973-74 Club: Colgate University

JAMES DAVID "J.D." MATHERS

Defense 6'1" 200 lbs.
 Age: 20 (March 8, 1954)
 Born: Pittsburgh, Pennsylvania
 Shoots: Right Round drafted: Fifteenth
 1973-74 Club: Northeastern University

1973-74 - NHL STANDINGS**WEST DIVISION**

	GP	W	L	T	PTS	GF	GA
Philadelphia	78	50	16	12	112	273	164
Chicago	78	41	14	23	105	272	164
Los Angeles	78	33	33	12	78	233	231
Atlanta	78	30	34	14	74	214	238
PITTSBURGH	78	28	41	9	65	242	273
St. Louis	78	26	40	12	64	206	248
Minnesota	78	23	38	17	63	235	275
California	78	13	55	10	36	195	342

EAST DIVISION

	GP	W	L	T	PTS	GF	GA
Boston	78	52	17	9	113	349	221
Montreal	78	45	24	9	99	293	240
N.Y. Rangers	78	40	24	14	94	300	251
Toronto	78	35	27	16	86	274	230
Buffalo	78	32	34	12	76	242	250
Detroit	78	29	39	10	68	255	319
Vancouver	78	24	43	11	59	224	296
N.Y. Islanders	78	19	41	18	56	182	247

1973-74 INDIVIDUAL SCORING AND PENALTY MINUTES

NAME	GP	G	A	PTS	PIM
Syl Apps	75	24	61	85	37
Lowell MacDonald	78	43	39	82	14
Jean Pronovost	77	40	32	72	22
Ron Schock	77	14	29	43	22
Al McDonough	37	14	22	36	12
Ron Stackhouse	69	6	29	35	66
(with Pittsburgh)	36	4	15	19	33
Bob Kelly	67	16	18	34	123
(with Pittsburgh)	30	7	10	17	78
Chuck Arnason	74	20	11	31	17
(with Pittsburgh)	41	13	5	18	4
Ab DeMarco	57	10	21	31	15
(with Pittsburgh)	34	7	12	19	4
Greg Polis	41	14	13	27	32
Ron LaLonde	73	10	17	27	14
Steve Durbano	69	8	19	27	284
(with Pittsburgh)	33	4	14	18	138
Wayne Bianchin	69	12	13	25	38
Bernie Lukowich	53	9	10	19	32
Bob McManama	47	5	14	19	18
Dave Burrows	71	3	14	17	30
Ted Snell	55	4	12	16	8
Nick Beverley	67	2	14	16	21
Blaine Stoughton	34	5	6	11	8
Bob Paradise	56	2	8	10	52
(with Pittsburgh)	38	2	7	9	39
Bryan Hextall	37	2	7	9	39
Jean Guy Lagace	31	2	6	8	34
Jack Lynch	17	0	7	7	21
Bryan Watson	38	1	4	5	137
Yvon Labre	16	1	2	3	13
Larry Bignell	20	0	3	3	2
Jim Wiley	22	0	3	3	2
Ron Jones	25	0	3	3	15
Jim Rutherford	26	0	1	1	2
Darryl Edestrand	3	0	0	0	0
Hank Nowak	13	0	0	0	11
Denis Herron	5	0	0	0	0
Gary Inness	20	0	0	0	0
Andy Brown	36	0	0	0	60
Bench					10
TOTAL	78	242	395	637	950

1973-74 SCORING — REGULAR SEASON

GOALIES

NAME	W-L-T	GP	MP	GF	GA	ENG	SO	AVG
Gary Inness	7-10-1	20	1032	54	56	1	0	3.26
Jim Rutherford	7-12-4	26	1432	65	82	1	0	3.44
Andy Brown	13-16-4	36	1956	115	115	0	1	3.53
Denis Herron	1- 3-0	5	260	8	18	0	0	4.15
TOTAL	28-41-9	78	4680	242	271	2	1	3.50

1974-75 NHL DIVISIONAL ALIGNMENT

DIVISION I	DIVISION II	DIVISION III	DIVISION IV
Atlanta	Detroit	Chicago	Boston
N.Y. Islanders	Los Angeles	Kansas City	Buffalo
N.Y. Rangers	Montreal	Minnesota	California
Philadelphia	Pittsburgh	St. Louis	Toronto
*1976 Expansion Club	Washington	Vancouver	*1976 Expansion Club

PLAYOFFS — TOP THREE TEAMS IN EACH DIVISION QUALIFY

FIRST ROUND — Best two out of three
 — Four division winners receive a bye
 — Eight remaining qualifiers paired on the basis of season point totals

SERIES A Most points vs. least points
SERIES B 2nd highest points vs. 7th highest points

SERIES C 3rd highest points vs. 6th highest points
SERIES D 4th highest points vs. 5th highest points

QUARTERFINALS — All pairings based on season point totals of remaining teams
 — Best four out of seven

SERIES E Most points vs. least points
SERIES F 2nd highest points vs. 7th highest points

SERIES G 3rd highest points vs. 6th highest points
SERIES H 4th highest points vs. 5th highest points

SEMI-FINALS — All pairings based on season point totals of remaining teams
 — Best four out of seven

SERIES I Most points vs. least points
SERIES J 2nd highest points vs. 3rd highest points

FINALS

SERIES K — For the Stanley Cup
 Winner of Series I vs. Winner of Series J

1973-74 INDIVIDUAL SCORING BREAKDOWN

NAME	WG	TG	GF	PPG	SHG	H	A	1H	2H	TOT
Syl Apps	2	2	2	7	4	14	10	14	10	24
Chuck Arnason	2	0	1	0	0	7	6	0	13	13
Wayne Bianchin	1	0	1	0	0	3	9	3	9	12
Nick Beverley	1	0	1	1	0	2	0	0	2	2
Ab DeMarco	1	0	0	3	0	3	4	0	7	7
Steve Durbano	0	0	2	2	0	1	3	0	4	4
Dave Burrows	0	0	1	2	0	2	1	2	1	3
Bryan Hextall	1	0	1	2	0	0	2	2	0	2
Bob Kelly	2	0	1	1	0	4	3	0	7	7
Yvon Labre	0	0	0	0	0	0	1	1	0	1
Jean Guy Lagace	0	0	0	1	1	2	0	1	1	2
Ron Lalonde	2	0	1	0	1	6	4	5	5	10
Bernie Lukowich	2	0	1	1	0	3	6	0	9	9
Lowell MacDonald	2	3	5	9	0	22	21	18	25	43
Al McDonough	4	0	3	3	0	7	7	14	0	14
Bob McManama	1	0	0	0	0	3	2	1	4	5
Bob Paradise	0	0	0	1	0	1	1	0	2	2
Greg Polis	1	2	2	5	0	6	8	13	1	14
Jean Pronovost	2	2	8	8	4	19	21	16	24	40
Ron Schock	3	0	3	0	2	11	3	7	7	14
Ted Snell	0	0	0	0	0	3	1	4	0	4
Ron Stackhouse	0	0	0	0	0	2	2	0	4	4
Blaine Stoughton	0	0	1	0	0	2	3	0	5	5
Bryan Watson	0	0	1	1	0	1	0	1	0	1
TOTAL	27	9	34	47	12	124	118	102	140	242

Key to Abbreviations: WG — Winning Goals; TG — Tying Goals; GF — First Goal of Game; PPG — Power Play Goals; SHG — Shorthanded Goals; H — Home Goals; A — Away Goals; 1H — First Half of Season; 2H — Second Half of Season; TOT — Total Goals.

**HERSHEY BEARS 1973-74 SCORING
CALDER CUP CHAMPIONS**

NAME	REGULAR SEASON					PLAYOFFS				
	GP	G	A	PTS	PIM	GP	G	A	PTS	PIM
Jim Hrycuik	74	26	49	75	75	14	3	11	14	28
Hank Nowak	56	32	37	69	90	14	3	12	15	14
Robin Burns	74	31	35	66	77	14	10	4	14	6
Hugh Harvey	76	28	38	66	101	14	2	3	5	8
Steve Andrascik	70	23	43	66	36	14	3	7	10	44
Jim Pearson	75	25	36	61	28	14	7	6	13	14
Don Seiling	72	25	29	54	68	14	6	4	10	27
Jim Wiley	47	21	33	54	26	14	5	11	16	15
Blaine Stoughton	47	23	17	40	35	—	—	—	—	—
Terry Ewasiuk	71	14	23	37	117	14	5	2	7	26
Duane Rupp	67	7	27	34	32	14	1	5	6	8
Dennis Owchar	74	16	17	33	51	14	1	5	6	14
Ralph Keller	74	8	23	31	99	10	2	1	3	6
Yvon Labre	56	6	23	29	135	14	1	5	6	42
Bob McManama	26	10	18	28	12	—	—	—	—	—
Gerry Methe	50	10	16	26	62	14	1	33	4	28
Dean Sheremeta	35	5	8	13	67	14	1	1	2	33
Jack Lynch	20	3	10	13	24	—	—	—	—	—
Ron Jones	34	0	12	12	23	14	0	3	3	6
Bernie Lukowich	17	4	5	9	12	—	—	—	—	—
Larry Bignell	17	2	2	4	40	—	—	—	—	—
Wayne Bianchin	4	1	2	3	2	—	—	—	—	—
Gary Inness	20	0	2	2	0	—	—	—	—	—
Denis Herron	17	0	1	1	2	4	0	0	0	2
Bob Johnson	43	0	1	1	24	10	0	0	0	2
Guido Tenisi	10	0	0	0	8	—	—	—	—	—

	GP	MIN	GA	SO	AVG	GP	MIN	GA	SO	AVG
Gary Inness	20	1160	56	1	2.89	—	—	—	—	—
Bob Johnson	43	2426	131	0	3.23	10	608	31	1	3.05
Denis Herron	17	967	52	0	3.22	4	242	7	0	1.73

FORT WAYNE KOMETS 1973-74 SCORING

NAME	GP	G	A	PTS	PIM
Wayne Ego	73	15	64	79	52
Dale Power	73	29	36	65	15
Jeff Ablett	74	31	26	57	42
Len Chalmers	56	26	28	54	25
D'Arcy Keating	73	17	36	53	34
Chick Balon	72	26	23	49	48
Ken Tarnow	51	17	26	43	51
Fred Comrie	50	13	25	38	7
Ron Ullyot	75	15	20	35	76
Bob Miller	68	12	21	33	35
Chuck Blair	63	17	10	27	36
Ray Tessier	66	6	20	26	147
Randy Aimoe	71	4	15	19	99
Charlie Labelle	75	3	14	17	82
Terry Pembroke	34	3	9	12	26
Renaud Duguay	21	7	4	11	26
Terry Thompson	43	0	11	11	26
Gaston Boulanger	17	3	6	9	32
Ken Picklyk	16	3	5	8	10
Don McLeod	30	1	4	5	6
Gordon Lane	15	0	3	3	81
Stu Davison	5	1	1	2	13
Gary Pozzo	7	0	2	2	51
Steve Johnson	18	0	2	2	9
Robbie Irons	56	0	2	2	27
Al Huppe	5	0	1	1	0
Doug Elliott	5	0	0	0	4
Guy DeNoncourt	11	0	0	0	12
Don Atchison	24	0	0	0	9

	GP	MP	GA	SO	AVG
Robbie Irons	47	2701	148	2	3.29
Guy DeNoncourt	11	587	44	0	4.47
Don Atchison	24	1311	109	0	5.00

PITTSBURGH CAREER SCORING – SEVEN YEARS

NAME	GP	G	A	PTS	PIM
Jean Pronovost	437	148	147	295	171
Syl Apps	255	77	177	254	152
Ken Schinkel	371	93	143	236	88
Ron Schock	379	66	141	207	127
Bryan Hextall	335	71	115	186	498
Greg Polis	256	88	70	158	146
Lowell MacDonald	166	77	81	158	22
Keith McCreary	292	82	59	141	199
Al McDonough	152	56	74	130	46
Val Fonteyne	349	39	82	121	4
Duane Rupp	265	21	83	104	170
Andy Barthgate	150	35	68	103	89
Nick Harbaruk	308	40	61	101	257
Wally Boyer	203	32	62	94	81
Bob Woytowich	248	22	71	93	151
Dean Prentice	144	47	42	89	32
Darryl Edestrand	158	25	47	72	140
Bryan Watson	304	8	57	65	871
Earl Ingarfield	90	23	37	60	16
Gene Ubriaco	114	33	26	59	30
Eddie Shack	87	30	29	59	96
Dave Burrows	226	8	48	56	120
Noel Price	143	8	45	53	109
Charlie Burns	76	13	38	51	22
Dunc McCallum	185	14	35	49	228
Billy Dea	139	26	20	46	12
Paul Andrea	90	18	27	45	4
Michel Briere	76	12	32	44	20
Ab McDonald	74	22	21	43	38
Leo Boivin	114	14	26	40	100
Glen Sather	122	20	17	37	210
Lou Angotti	71	17	20	37	36
Art Stratton	58	16	21	37	16
Bob Leiter	78	14	17	31	18
Jim Morrison	132	5	25	30	72
Ron Lalonde	84	10	17	27	16
Jack Lynch	64	1	25	26	61
Wayne Bianchin	69	12	13	25	38
Billy Speer	102	4	17	21	71
Steve Cardwell	53	9	11	20	35
Bob Blackburn	124	8	12	20	105
Billy Harris	55	7	13	20	8
Rick Kessell	83	2	18	20	4
Bernie Lukowich	53	9	10	19	32
Ab Demarco	34	7	12	19	4
Bob Dillabough	61	7	12	19	20
Bob McManama	47	5	14	19	18
Ron Stackhouse	36	4	15	19	33

NAME	GP	G	A	PTS	PIM
Chuck Arnason	41	13	5	18	4
Rene Robert	49	7	11	18	42
Steve Durbano	33	4	14	18	138
Bob Kelly	30	7	10	17	78
Bob Rivard	27	5	12	17	4
Tracy Pratt	83	5	12	17	158
Ted Snell	55	4	12	16	8
Nick Beverley	67	2	14	16	21
George Konik	52	7	8	15	26
Jean Guy Lagace	79	3	12	15	80
Rod Zaine	37	8	5	13	21
John Stewart	40	4	9	13	32
Al MacNeil	74	2	10	12	58
Blaine Stoughton	34	5	6	11	8
Wayne Hicks	15	4	7	11	2
Tim Horton	44	2	9	11	40
Bob Paradise	38	2	7	9	39
Sheldon Kannegiesser	75	2	6	8	76
George Swarbrick	31	1	7	8	36
Joe Noris	35	2	5	7	20
Ron Snell	7	3	2	5	6
Yvon Labre	37	2	3	5	32
Robin Burns	41	0	5	5	32
Mike McMahon	12	1	3	4	19
Jim Wiley	26	0	4	4	2
Dick Mattiussi	44	0	4	4	32
Jim Shires	18	1	2	3	2
Larry Bignell	20	0	3	3	2
Ron Jones	25	0	3	3	15
Bill Hicke	12	2	0	2	6
Brian McKenzie	6	1	1	2	4
Doug Barrie	8	1	1	2	8
Garry Swain	9	1	1	2	0
John Arbour	17	0	2	2	35
Mel Pearson	2	0	1	1	0
Roy Edwards	15	0	1	1	6
Cam Newton	16	0	1	1	6
Denis Herron	23	0	1	1	0
Jim Rutherford	115	0	1	1	18
Les Binkley	196	0	1	1	2
Marv Edwards	1	0	0	0	0
Paul Hoganson	2	0	0	0	0
Bill Lecaine	4	0	0	0	0
Ted Lanyon	5	0	0	0	4
Hank Nowak	13	0	0	0	11
Gary Inness	20	0	0	0	0
Hank Bassen	25	0	0	0	0
Joe Daley	38	0	0	0	2
Andy Brown	45	0	0	0	62
Al Smith	93	0	0	0	61
Bench					40
TOTAL	460	264	079	343	5184

ALL TIME GOALTENDING RECORDS 1967-74

NAME	GP	MP	GF	GA	ENG	SO	SAVES	AVG	W-L-T
Roy Edwards	15	847	24	36	2	0	355	2.55	2- 8- 4
Hank Bassen	25	1299	58	62	2	1	616	2.86	7- 10- 3
Marv Edwards	1	60	0	3	0	0	30	3.00	0- 1- 0
Al Smith	91	5027	217	257	3	4	2282	3.07	24- 42-17
Les Binkley	196	11046	465	574	8	11	5031	3.12	58- 94-34
Jim Rutherford	115	6252	318	327	6	4	2917	3.14	44- 49-14
Joe Daley	38	2143	107	113	3	2	1094	3.16	11- 18- 6
Gary Inness	20	1032	54	56	1	0	437	3.26	7- 10- 1
Denis Herron	23	1227	68	73	0	2	535	3.57	7- 10- 2
Cam Newton	16	814	46	51	2	0	361	3.76	4- 7- 1
Andy Brown	45	2476	145	156	0	1	1126	3.78	16- 20- 6
Paul Hoganson	2	57	4	7	0	0	21	7.37	0- 1- 0
TOTAL	538	32280	1506	1715	27	25	14805	3.24	180-270-88

ALL TIME LEADERS

GOALS		ASSISTS	
Jean Pronovost	148	Syl Apps	177
Ken Schinkel	93	Jean Pronovost	147
Greg Polis	88	Ken Schinkel	143
Keith McCreary	82	Ron Schock	141
Syl Apps	77	Bryan Hextall	115
Lowell MacDonald	77	Duane Rupp	83
Bryan Hextall	71	Val Fonteyne	82
Ron Schock	66	Lowell MacDonald	81
Al McDonough	56	Al McDonough	74
Dean Prentice	47	Bob Woytowich	71
Nick Harbaruk	40	Greg Polis	70
Val Fonteyne	39	Andy Bathgate	68
Andy Bathgate	35	Wally Boyer	62
Gene Ubriaco	33	Nick Harbaruk	61
Wally Boyer	32	Keith McCreary	59

PENALTY SHOTS

DATE	PLACE	PLAYER-TEAM	GOALIE-TEAM	RESULT
Dec. 23, 1967	Pittsburgh	Bill Collins, Min.	Les Binkley, Pgh.	no goal
Jan. 31, 1968	St. Louis	George Konik, Pgh.	Glen Hall, St.L.	Goal
Feb. 5, 1969	Pittsburgh	Charlie Burns, Pgh.	Ed Giacomin, NYR	no goal
Mar. 18, 1970	Pittsburgh	Keith McCreary, Pgh.	Ed Giacomin, NYR	no goal
Jan. 14, 1971	Detroit	Jean Pronovost, Pgh.	Roy Edwards, Det.	Goal
Feb. 24, 1971	Pittsburgh	Greg Polis, Pgh.	Ernie Wakely, St. L.	no goal
Feb. 9, 1972	Toronto	Syl Apps, Pgh.	Bernie Parent, Tor.	Goal
Nov. 12, 1972	Buffalo	Lowell MacDonald, Pgh.	Roger Crozier, Buf.	no goal
Jan. 10, 1973	Pittsburgh	Ron Schock, Pgh.	Roy Edwards, Det.	no goal
Mar. 10, 1973	Pittsburgh	Ron Schock, Pgh.	Ed Giacomin, NYR	no goal
Feb. 16, 1974	Pittsburgh	Chuck Arnason, Pgh.	Gilles Meloche, Cal.	no goal
Mar. 5, 1974	NY Islanders	Ralph Stewart, NYI	Andy Brown, Pgh.	no goal

POINTS

Jean Pronovost	295
Syl Apps	254
Ken Schinkel	236
Ron Schock	207
Bryan Hextall	186
Lowell MacDonald	158
Greg Polis	158
Keith McCreary	141
Al McDonough	130
Val Fonteyne	121
Duane Rupp	104
Andy Bathgate	103
Nick Harbaruk	101
Wally Boyer	94
Bob Woytowich	93

PENALTY MINUTES

Bryan Watson	871
Bryan Hextall	498
Nick Harbaruk	257
Dunc McCallum	228
Glen Sather	210
Keith McCreary	199
Jean Pronovost	171
Duane Rupp	170
Tracy Pratt	158
Syl Apps	152
Bob Woytowich	151
Greg Polis	146
Darryl Edestrand	140
Steve Durbano	138
Ron Schock	127

10 BEST SEASONS

GOALS

Lowell MacDonald.....	43.....	1973-74
Jean Pronovost.....	40.....	1973-74
Al McDonough.....	35.....	1972-73
Lowell MacDonald.....	34.....	1972-73
Jean Pronovost.....	30.....	1971-72
Greg Polis.....	30.....	1971-72
Syl Apps.....	29.....	1972-73
Dean Prentice.....	26.....	1969-70
Greg Polis.....	26.....	1972-73
Syl Apps.....	24.....	1973-74

ASSISTS

Syl Apps.....	61.....	1973-74
Syl Apps.....	56.....	1972-73
Syl Apps.....	44.....	1971-72
Al McDonough.....	41.....	1972-73
Lowell MacDonald.....	41.....	1972-73
Andy Bathgate.....	39.....	1967-68
Lowell MacDonald.....	39.....	1973-74
Charlie Burns.....	38.....	1968-69
Ron Schock.....	36.....	1972-73
Ken Schinkel.....	34.....	1968-69

POINTS

Syl Apps.....	85.....	1972-73
Syl Apps.....	85.....	1973-74
Lowell MacDonald.....	82.....	1973-74
Al McDonough.....	76.....	1972-73
Lowell MacDonald.....	75.....	1972-73
Jean Pronovost.....	72.....	1973-74
Andy Bathgate.....	59.....	1967-68
Syl Apps.....	59.....	1971-72
Bryan Hextall.....	54.....	1972-73
Jean Pronovost.....	53.....	1971-72

PENALTY MINUTES

Bryan Watson.....	212.....	1971-72
Bryan Watson.....	189.....	1969-70
Bryan Watson.....	179.....	1972-73
Steve Durbano.....	138.....	1973-74
Bryan Watson.....	137.....	1973-74
Bryan Hextall.....	133.....	1970-71
Bryan Hextall.....	126.....	1971-72
Tracy Pratt.....	124.....	1969-70
Bryan Watson.....	119.....	1970-71
Glen Sather.....	114.....	1969-70

1973-74 NHL SCORING LEADERS

NAME — TEAM	GP	G	A	PTS
Phil Esposito, Boston	78	68	77	145
Bobby Orr, Boston	74	32	90	122
Ken Hodge, Boston	76	50	55	105
Wayne Cashman, Boston	78	30	59	89
Bobby Clarke, Philadelphia	77	35	52	87
Richard Martin, Buffalo	78	52	34	86
Syl Apps, Pittsburgh	75	24	61	85
Darryl Sittler, Toronto	78	38	46	84
Lowell MacDonald, Pittsburgh	78	43	39	82
Brad Park, NY Rangers	78	25	57	82
Dennis Hextall, Minnesota	78	20	62	82
Frank Mahovlich, Montreal	71	31	49	80
Stan Mikita, Chicago	76	30	50	80
Marcel Dionne, Detroit	74	24	54	78
Mickey Redmond, Detroit	76	51	26	77
Rod Gilbert, NY Rangers	75	36	41	77
Rick MacLeish, Philadelphia	78	32	45	77
Pit Martin, Chicago	78	30	47	77
John Bucyk, Boston	76	31	44	75
Andre Boudrias, Vancouver	78	16	59	75
Bill Goldsworthy, Minnesota	74	48	26	74
Yvan Cournoyer, Montreal	67	40	33	73
Pete Mahovlich, Montreal	78	36	37	73
Jim Pappin, Chicago	78	32	41	73
Jean Pronovost, Pittsburgh	77	40	32	72

LEAGUE LEADERS

Goals	Phil Esposito, Boston	68
Assists	Bobby Orr, Boston	90
Points	Phil Esposito, Boston	145
Penalty Minutes	Dave Schultz, Philadelphia	348
Power Play Goals	Mickey Redmond, Detroit	21
Shorthanded Goals	Ralph Stewart, NY Islanders	5
	Bobby Clarke, Philadelphia	5
Winning Goals	Ken Hodge, Boston	11
Goals Against Avg.	Bernie Parent, Philadelphia	1.89
Shutouts	Bernie Parent, Philadelphia	12

PITTSBURGH PENGUINS' 1974-75 ROSTER

General Manager JACK C. BUTTON

Coach MARC BOILEAU

GOALTENDERS	HEIGHT	WEIGHT	PLACE OF BIRTH	DATE	1973-74 CLUB	GP	MP	GA	SO	AVG
Don Atchison	6'3"	190	Saskatoon, Saskatchewan	3-14-52	Ft. Wayne (IHL)	24	1311	109	0	5.00
Denis Herron	5'11"	165	Chambly, Quebec	6-18-52	Pittsburgh	5	260	18	0	4.15
					Hershey (AHL)	17	967	52	0	3.22
					Salt Lake (WHL)	9	530	32	0	3.62
Gordon Hubley	5'9"	175	Halifax, Nova Scotia	2-9-52	Unavailable	Unavailable				
Gary Inness	6'0"	195	Toronto, Ontario	5-28-49	Pittsburgh	20	1032	56	0	3.26
					Hershey (AHL)	20	1160	56	1	2.89
Bob Johnson	6'1"	190	Farmington, Michigan	11-12-48	Hershey (AHL)	43	2426	131	0	3.23
Jorma Valtonen	5'9"	155	Finland		Finland Nationals	Unavailable				

DEFENSEMEN

Randy Aimoe	6'0"	175	Flin Flon, Manitoba	8-27-53	Ft. Wayne (IHL)	71	4	15	19	99
Larry Bignell	5'11"	185	Edmonton, Alberta	1-7-50	Pittsburgh	20	0	3	3	2
					Hershey (AHL)	17	2	2	4	40
					Richmond (AHL)	35	7	10	17	103
Dave Burrows	6'1"	190	Toronto, Ontario	1-11-49	Pittsburgh	71	3	14	17	30
Jim Chicoyne	5'11"	205	Winnipeg, Manitoba	9-18-54	Brandon (WCHL)	40	3	20	23	71
Ab DeMarco	6'0"	180	North Bay, Ontario	2-27-49	St. Louis	23	3	9	12	11
					Pittsburgh	34	7	12	19	4
Steve Durbano	6'1"	210	Toronto, Ontario	12-12-51	St. Louis	36	4	5	9	146
					Pittsburgh	33	4	14	18	138
Mario Faubert	6'1"	175	Valleyfield, Quebec	12-2-54	St. Louis U. (NCAA)	40	8	35	43	62
Larry Finck	5'10"	180	Halifax, Nova Scotia	1-17-54	St. Catharines (OHA)	67	2	14	16	75
Ron Jones	6'1"	190	Vermillion, Alberta	4-11-51	Pittsburgh	25	0	3	3	15
					Hershey (AHL)	34	0	12	12	23
D'Arcy Keating	6'1"	200	Sault Ste. Marie, Ontario	12-12-52	Ft. Wayne (IHL)	73	17	36	53	34
Jean Guy Lagace	5'10"	185	L'Abord a Plouffe, Quebec	2-5-45	Pittsburgh	31	2	6	8	34
Dennis Owchar	5'11	190	Dryden, Ontario	3-28-53	Hershey (AHL)	74	16	17	33	51
Bob Paradise	6'1"	205	St. Paul, Minnesota	4-22-44	Atlanta	18	0	1	1	13
					Pittsburgh	38	2	7	9	39
Richard Perron	5'7"	175	Hawkesbury, Quebec	9-5-54	Quebec (QJHL)	62	5	52	57	38
Ron Stackhouse	6'3"	210	Haliburton, Ontario	8-26-49	Detroit	33	2	14	16	33
					Pittsburgh	36	4	15	19	33
Guido Tenisi	6'1"	195	Detroit, Michigan	7-5-53	Hershey (AHL)	10	0	0	0	8
					Tulsa (WHL)	21	2	4	6	31

LEFT WINGS

Jeff Ablett	5'9"	180	Medicine Hat, Alberta	5-2-52	Ft. Wayne (IHL)	74	31	26	57	42
Wayne Blanchin	5'10"	180	Nanaimo, British Columbia	9-6-53	Pittsburgh	69	12	13	25	38
					Hershey (AHL)	4	1	2	3	2
Nelson Debenedet	6'1"	205	Cardenona, Italy	12-31-47	Detroit	15	4	1	5	2
					Virginia (AHL)	39	8	15	23	40
Vic Hadfield	6'0"	190	Oakville, Ontario	10-4-40	NY Rangers	77	27	28	55	75
Bob Kelly	6'2"	195	Ft. William, Ontario	6-6-46	St. Louis	37	9	8	17	45
					Pittsburgh	30	7	10	17	78
Lowell MacDonald	5'11"	185	New Glasgow, Nova Scotia	8-30-41	Pittsburgh	78	43	39	82	14
John Monahan	6'0"	200	Dorchester, Massachusetts	12-22-51	Boston College (NCAA)	27	8	8	16	25
Don Seiling	5'10"	175	Elmira, Ontario	3-28-53	Hershey (AHL)	72	25	29	54	68
Dean Sheremeta	6'1"	195	Kapuskasing, Ontario	4-9-52	Hershey (AHL)	35	5	8	13	67

ROSTER (continued)

CENTERS	HEIGHT	WEIGHT	PLACE OF BIRTH	DATE	1973-74 CLUB	GP	G	A	PTS	PIM
Syl Apps	6'0"	195	Toronto, Ontario	8-1-47	Pittsburgh	75	24	61	85	37
Harvey Bennett	6'4"	215	Cranston, Rhode Island	8-8-51	Des Moines (IHL)	74	31	50	81	93
Fred Comrie	5'10"	170	Edmonton, Alberta	9-12-53	Ft. Wayne (IHL)	50	13	25	38	7
Wayne Ego	5'10"	165	Galt, Ontario	2-7-49	Dayton (IHL)	21	8	16	24	6
Ron Lalonde	5'10"	180	Toronto, Ontario	10-30-52	Ft. Wayne (IHL)	73	15	64	79	52
Pierre Larouche	5'11"	175	Taschereau, Quebec	11-16-55	Pittsburgh	73	10	17	27	14
Don McLeod	5'10"	170	Saskatoon, Saskatchewan	4-27-53	Sorel (QJHL)	67	94	157	251	53
Bob McManama	5'11"	185	Belmont, Massachusetts	10-7-51	Ft. Wayne (IHL)	30	1	4	5	6
Ron Schock	5'11"	180	Chapleau, Ontario	12-19-43	Pittsburgh	47	5	14	19	18
Rick Uhrich	5'9"	170	Regina, Saskatchewan	6-3-54	Hershey (AHL)	26	10	18	28	12
Brian Walker	5'10"	180	Beaver Lodge, Alberta	5-4-52	Pittsburgh	77	14	29	43	22
					Did not play	68	35	52	87	33
RIGHT WINGS										
Chuck Arnason	5'10"	180	Dauphin, Manitoba	7-15-51	Atlanta	33	7	6	13	13
Yves Bergeron	5'9"	165	Malartic, Quebec	1-11-52	Pittsburgh	41	13	5	18	4
Jacques Cossette	5'9"	185	Rouyn-Noranda, Quebec	6-20-54	Sorel (QJHL)	68	97	117	214	217
Terry Ewasiuk	6'2"	205	Smokey Lake, Alberta	10-26-53	Hershey (AHL)	71	14	23	37	117
Serge Gamelin	5'10"	190	Montreal, Quebec	2-3-54	Sorel (QJHL)	70	53	66	119	58
Richard Hindmarch	6'2"	180	Regina, Saskatchewan	2-20-54	U. Calgary	69	39	45	84	243
Robbie Laird	5'9"	165	Regina, Saskatchewan	12-29-54	Regina (WCHL)	53	9	10	19	32
Bernie Lukowich	6'1"	195	N. Battleford, Saskatchewan	3-18-52	Pittsburgh	17	4	5	9	12
Jim Pearson	6'0"	185	Chatham, Ontario	5-10-50	Hershey (AHL)	75	25	36	61	28
Kelly Pratt	5'9"	170	High Prairie, Alberta	2-8-53	Jacksonville (AHL)	16	2	6	8	24
Jean Pronovost	5'11"	180	Shawinigan Falls, Quebec	12-18-45	Pittsburgh	77	40	32	72	22
Blaine Stoughton	5'11"	185	Gilbert Planes, Manitoba	3-13-53	Pittsburgh	34	5	6	11	8
Ian Williams	6'1"	195	Toronto, Ontario	4-21-51	Hershey (AHL)	47	23	17	40	35
					Notre Dame U. (NCAA)	22	15	17	32	52

TEAM BY TEAM RECORDS 1973-74

PITTSBURGH	GP	W	L	T	GF	GA	PTS
vs Atlanta	6	3	1	2	19	18	8
vs California	5	4	1	0	30	12	8
vs Chicago	6	1	5	0	12	20	2
vs Los Angeles	5	1	4	0	6	14	2
vs Minnesota	5	2	2	1	17	20	5
vs Philadelphia	5	2	3	0	15	22	4
vs St. Louis	6	2	3	1	19	19	5
vs WEST	38	15	19	4	118	125	34
	GP	W	L	T	GF	GA	PTS
vs Boston	5	0	5	0	16	30	0
vs Buffalo	5	3	2	0	17	15	6
vs Detroit	5	2	2	1	20	13	5
vs Montreal	5	0	4	1	10	21	1
vs N.Y. Islanders	5	2	1	2	9	8	6
vs N.Y. Rangers	5	1	4	0	12	25	2
vs Toronto	5	1	3	1	13	20	3
vs Vancouver	5	4	1	0	27	16	8
vs EAST	40	13	22	5	124	148	31
TOTAL	78	28	41	9	242	273	65

OVERALL 1967-74

PITTSBURGH	GP	W	L	T	GF	GA	PTS
vs Atlanta	11	7	2	2	42	33	16
vs Boston	38	6	27	5	100	156	17
vs Buffalo	22	4	9	9	59	65	17
vs California	49	21	14	14	175	143	56
vs Chicago	39	9	28	2	89	151	20
vs Detroit	38	12	20	6	119	122	30
vs Los Angeles	49	23	24	2	136	141	48
vs Minnesota	48	21	20	7	149	142	49
vs Montreal	38	5	28	5	93	151	15
vs N.Y. Islanders	10	6	1	3	31	12	15
vs N.Y. Rangers	35	6	27	5	77	155	17
vs Philadelphia	49	18	20	11	125	140	47
vs St. Louis	49	16	26	7	125	145	39
vs Toronto	38	11	18	9	96	121	31
vs Vancouver	22	15	6	1	90	65	31
TOTAL	538	180	270	88	1506	1742	448

TEAM BY TEAM RECORDS 1973-74 – HOME

PITTSBURGH	GP	W	L	T	GF	GA	PTS
vs Atlanta	3	1	0	2	10	8	4
vs California	3	3	0	0	21	7	6
vs Chicago	3	0	3	0	4	11	0
vs Los Angeles	3	1	2	0	4	5	2
vs Minnesota	2	1	0	1	8	5	3
vs Philadelphia	2	1	1	0	6	7	2
vs St. Louis	3	1	1	1	6	5	3
vs WEST	19	8	7	4	59	48	20
	GP	W	L	T	GF	GA	PTS
vs Boston	2	0	2	0	5	11	0
vs Buffalo	3	3	0	0	14	6	6
vs Detroit	3	2	1	0	13	5	4
vs Montreal	3	0	3	0	8	13	0
vs N.Y. Islanders	2	0	0	0	2	2	2
vs N.Y. Rangers	3	0	3	0	5	16	0
vs Toronto	2	0	2	0	7	10	0
vs Vancouver	2	2	0	0	11	5	4
vs EAST	20	7	11	2	65	68	16
TOTAL	39	15	18	6	124	116	36

TEAM BY TEAM RECORDS 1973-74 – AWAY

PITTSBURGH	GP	W	L	T	GF	GA	PTS
vs Atlanta	3	2	1	0	9	10	4
vs California	2	1	1	0	9	5	2
vs Chicago	3	1	2	0	8	9	2
vs Los Angeles	2	0	2	0	2	9	0
vs Minnesota	3	1	2	0	9	15	2
vs Philadelphia	3	1	2	0	9	15	2
vs St. Louis	3	1	2	0	13	14	2
vs WEST	19	7	12	0	59	77	14
	GP	W	L	T	GF	GA	PTS
vs Boston	3	0	3	0	11	19	0
vs Buffalo	2	0	2	0	3	9	0
vs Detroit	2	0	1	1	7	8	1
vs Montreal	2	0	1	1	2	8	1
vs N.Y. Islanders	3	2	1	0	7	6	4
vs N.Y. Rangers	2	1	1	0	7	9	2
vs Toronto	3	1	1	1	6	10	3
vs Vancouver	3	2	1	0	16	11	4
vs EAST	20	6	11	3	59	80	15
TOTAL	39	13	23	3	118	157	29

HOME OVERALL 1967-74

PITTSBURGH	GP	W	L	T	GF	GA	PTS
vs Atlanta	6	4	0	2	27	15	10
vs Boston	19	5	11	3	52	64	13
vs Buffalo	11	3	3	5	39	35	11
vs California	25	13	5	7	99	63	33
vs Chicago	19	6	12	1	45	68	13
vs Detroit	19	11	7	1	80	57	23
vs Los Angeles	25	17	7	1	86	58	35
vs Minnesota	24	13	7	4	81	59	30
vs Montreal	19	4	12	3	46	66	11
vs NY Islanders	5	2	0	3	15	6	7
vs NY Rangers	19	3	14	2	38	70	8
vs Philadelphia	24	13	3	8	73	50	34
vs St. Louis	24	9	10	5	64	61	23
vs Toronto	19	7	8	4	57	58	18
vs Vancouver	11	9	2	0	49	29	18
TOTAL	269	119	101	49	851	759	287

AWAY OVERALL 1967-74

PITTSBURGH	GP	W	L	T	GF	GA	PTS
vs Atlanta	5	3	2	0	15	18	6
vs Boston	19	1	16	2	48	92	4
vs Buffalo	11	1	6	4	20	30	6
vs California	24	8	9	7	76	80	23
vs Chicago	20	3	16	1	44	83	7
vs Detroit	19	1	13	5	39	65	7
vs Los Angeles	24	6	17	1	50	83	13
vs Minnesota	24	8	13	3	68	83	19
vs Montreal	19	1	16	2	47	85	4
vs NY Islanders	5	4	1	0	16	6	8
vs NY Rangers	19	3	13	3	39	85	9
vs Philadelphia	25	5	17	3	52	90	13
vs St. Louis	25	7	16	2	61	84	16
vs Toronto	19	4	10	5	39	63	13
vs Vancouver	11	6	4	1	41	36	13
TOTAL	269	61	169	39	655	983	161

1973-74 GAME-BY-GAME RESULTS

GAME	DAY	DATE	OPPONENT	SCORE	RESULT	W-L-T
1	Fri.	Oct. 12	Atlanta	4-3	W	1-0-0
2	Sat.	Oct. 13	NEW YORK	2-8	L	1-1-0
3	Wed.	Oct. 17	Minnesota	4-2	W	2-1-0
4	Sat.	Oct. 20	CALIFORNIA	5-3	W	3-1-0
5	Sun.	Oct. 21	Boston	2-8	L	3-2-0
6	Wed.	Oct. 24	MONTREAL	2-3	L	3-3-0
7	Sat.	Oct. 27	PHILADELPHIA	0-6	L	3-4-0
8	Sun.	Oct. 28	New York	7-2	W	4-4-0
9	Wed.	Oct. 31	Montreal	1-1	T	4-4-1
10	Sat.	Nov. 3	Toronto	0-6	L	4-5-1
11	Sun.	Nov. 4	Philadelphia	0-7	L	4-6-1
12	Wed.	Nov. 7	LONG ISLAND	1-1	T	4-6-2
13	Sat.	Nov. 10	ATLANTA	4-4	L	4-6-3
14	Tue.	Nov. 13	MINNESOTA	5-2	W	5-6-3
15	Thur.	Nov. 15	St. Louis	3-5	L	5-7-3
16	Sat.	Nov. 17	CHICAGO	1-4	L	5-8-3
17	Sun.	Nov. 18	New York	0-7	L	5-9-3
18	Wed.	Nov. 21	VANCOUVER	5-4	W	6-9-3
19	Thur.	Nov. 22	Toronto	4-2	W	7-9-3
20	Sat.	Nov. 24	MONTREAL	2-5	L	7-10-3
21	Wed.	Nov. 28	TORONTO	3-4	L	7-11-3
22	Sat.	Dec. 1	ATLANTA	2-2	T	7-11-4
23	Sun.	Dec. 2	Chicago	1-2	L	7-12-4
24	Wed.	Dec. 5	Los Angeles	1-4	L	7-13-4
25	Fri.	Dec. 7	California	3-4	L	7-14-4
26	Sat.	Dec. 8	Vancouver	2-3	L	7-15-4
27	Wed.	Dec. 12	CALIFORNIA	9-1	W	8-15-4
28	Sat.	Dec. 15	DETROIT	0-2	L	8-16-4
29	Sun.	Dec. 16	Atlanta	2-1	W	9-16-4
30	Thur.	Dec. 20	Boston	5-6	L	9-17-4
31	Sat.	Dec. 22	NEW YORK	1-4	L	9-18-4
32	Sun.	Dec. 23	Buffalo	2-3	L	9-19-4
33	Wed.	Dec. 26	Detroit	2-2	T	9-19-5
34	Fri.	Dec. 28	ST. LOUIS	1-3	L	9-20-5
35	Sat.	Dec. 29	CHICAGO	2-4	L	9-21-5
36	Wed.	Jan. 2	Minnesota	4-8	L	9-22-5
37	Thur.	Jan. 3	Buffalo	1-6	L	9-23-5
38	Sat.	Jan. 5	BUFFALO	5-2	W	10-23-5
39	Wed.	Jan. 9	TORONTO	4-6	L	10-24-5
40	Sat.	Jan. 12	BUFFALO	5-2	W	11-24-5
41	Sun.	Jan. 13	BOSTON	3-5	L	11-25-5
42	Wed.	Jan. 16	LOS ANGELES	0-2	L	11-26-5
43	Fri.	Jan. 18	Vancouver	6-2	W	12-26-5
44	Sun.	Jan. 20	Philadelphia	5-3	W	13-26-5
45	Wed.	Jan. 23	ST. LOUIS	4-1	W	14-26-5
46	Sat.	Jan. 26	LOS ANGELES	0-2	L	14-27-5
47	Sun.	Jan. 27	Detroit	5-6	L	14-28-5
48	Wed.	Jan. 30	NEW YORK	2-4	L	14-29-5
49	Sat.	Feb. 2	CHICAGO	1-3	L	14-30-5
50	Sun.	Feb. 3	Boston	4-5	L	14-31-5
51	Thur.	Feb. 7	Philadelphia	4-5	L	14-32-5
52	Sat.	Feb. 9	Long Island	3-2	W	15-32-5
53	Sun.	Feb. 10	Chicago	3-5	L	15-33-5
54	Wed.	Feb. 13	DETROIT	5-3	W	16-33-5
55	Sat.	Feb. 16	CALIFORNIA	7-3	W	17-33-5
56	Wed.	Feb. 20	ST. LOUIS	1-1	T	17-33-6
57	Sat.	Feb. 23	BOSTON	2-6	L	17-34-6
58	Sun.	Feb. 24	Chicago	4-2	W	18-34-6
59	Wed.	Feb. 27	LOS ANGELES	4-1	W	19-34-6
60	Thur.	Feb. 28	Montreal	1-7	L	19-35-6
61	Sat.	Mar. 2	VANCOUVER	6-1	W	20-35-6
62	Tue.	Mar. 5	Long Island	2-1	W	21-35-6
63	Thur.	Mar. 7	Toronto	2-2	T	21-35-7
64	Sat.	Mar. 9	St. Louis	7-5	W	22-35-7
65	Sun.	Mar. 10	MONTREAL	4-5	L	22-36-7
66	Wed.	Mar. 13	Los Angeles	1-5	L	22-37-7
67	Fri.	Mar. 15	California	6-1	W	23-37-7
68	Sat.	Mar. 16	Vancouver	8-6	W	24-37-7
69	Wed.	Mar. 20	LONG ISLAND	1-1	T	24-37-8
70	Sat.	Mar. 23	Minnesota	1-5	L	24-38-8
71	Sun.	Mar. 24	DETROIT	8-0	W	25-38-8
72	Wed.	Mar. 27	MINNESOTA	3-3	T	25-38-9
73	Sat.	Mar. 30	St. Louis	3-4	L	25-39-9
74	Sun.	Mar. 31	ATLANTA	4-2	W	26-39-9
75	Tue.	Apr. 2	Long Island	2-3	L	26-40-9
76	Thur.	Apr. 4	BUFFALO	4-2	W	27-40-9
77	Sat.	Apr. 6	PHILADELPHIA	6-1	W	28-40-9
78	Sun.	Apr. 7	Atlanta	3-6	L	28-41-9

* Home games in capital letters.

1973-74 GAME-BY-GAME HOME RESULTS

GAME	DAY	DATE	OPPONENT	SCORE	RESULT	W-L-T
1	Sat.	Oct. 13	New York	2-8	L	0-1-0
2	Sat.	Oct. 20	California	5-3	W	1-1-0
3	Wed.	Oct. 24	Montreal	2-3	L	1-2-0
4	Sat.	Oct. 27	Philadelphia	0-6	L	1-3-0
5	Wed.	Nov. 7	Long Island	1-1	T	1-3-1
6	Sat.	Nov. 10	Atlanta	4-4	T	1-3-2
7	Tue.	Nov. 13	Minnesota	5-2	W	2-3-2
8	Sat.	Nov. 17	Chicago	1-4	L	2-4-2
9	Wed.	Nov. 21	Vancouver	5-4	W	3-4-2
10	Sat.	Nov. 24	Montreal	2-5	L	3-5-2
11	Wed.	Nov. 28	Toronto	3-4	L	3-6-2
12	Sat.	Dec. 1	Atlanta	2-2	T	3-6-3
13	Wed.	Dec. 12	California	9-1	W	4-6-3
14	Sat.	Dec. 15	Detroit	0-2	L	4-7-3
15	Sat.	Dec. 22	New York	1-4	L	4-8-3
16	Fri.	Dec. 28	St. Louis	1-3	L	4-9-3
17	Sat.	Dec. 29	Chicago	2-4	L	4-10-3
18	Sat.	Jan. 5	Buffalo	5-2	W	5-10-3
19	Wed.	Jan. 9	Toronto	4-6	L	5-11-3
20	Sat.	Jan. 12	Buffalo	5-2	W	6-11-3
21	Sun.	Jan. 13	Boston	3-5	L	6-12-3
22	Wed.	Jan. 16	Los Angeles	0-2	L	6-13-3
23	Wed.	Jan. 23	St. Louis	4-1	W	7-13-3
24	Sat.	Jan. 26	Los Angeles	0-2	L	7-14-3
25	Wed.	Jan. 30	New York	2-4	L	7-15-3
26	Sat.	Feb. 2	Chicago	1-3	L	7-16-3
27	Wed.	Feb. 13	Detroit	5-3	W	8-16-3
28	Sat.	Feb. 16	California	7-3	W	9-16-3
29	Wed.	Feb. 20	St. Louis	1-1	T	9-16-4
30	Sat.	Feb. 23	Boston	2-6	L	9-17-4
31	Wed.	Feb. 27	Los Angeles	4-1	W	10-17-4
32	Sat.	Mar. 2	Vancouver	6-1	W	11-17-4
33	Sun.	Mar. 10	Montreal	4-5	L	11-18-4
34	Wed.	Mar. 20	Long Island	1-1	T	11-18-5
35	Sun.	Mar. 24	Detroit	8-0	W	12-18-5
36	Wed.	Mar. 27	Minnesota	3-3	T	12-18-6
37	Sun.	Mar. 31	Atlanta	4-2	W	13-18-6
38	Thur.	Apr. 4	Buffalo	4-2	W	14-18-6
39	Sat.	Apr. 6	Philadelphia	6-1	W	15-18-6

1973-74 GAME-BY-GAME AWAY RESULTS

GAME	DAY	DATE	OPPONENT	SCORE	RESULT	W-L-T
1	Fri.	Oct. 12	Atlanta	4-3	W	1-0-0
2	Wed.	Oct. 17	Minnesota	4-2	W	2-0-0
3	Sun.	Oct. 21	Boston	2-8	L	2-1-0
4	Sun.	Oct. 28	New York	7-2	W	3-1-0
5	Wed.	Oct. 31	Montreal	1-1	T	3-1-1
6	Sat.	Nov. 3	Toronto	0-6	L	3-2-1
7	Sun.	Nov. 4	Philadelphia	0-7	L	3-3-1
8	Thur.	Nov. 15	St. Louis	3-5	L	3-4-1
9	Sun.	Nov. 18	New York	0-7	L	3-5-1
10	Thur.	Nov. 22	Toronto	4-2	W	4-5-1
11	Sun.	Dec. 2	Chicago	1-2	L	4-6-1
12	Wed.	Dec. 5	Los Angeles	1-4	L	4-7-1
13	Fri.	Dec. 7	California	3-4	L	4-8-1
14	Sat.	Dec. 8	Vancouver	2-3	L	4-9-1
15	Sun.	Dec. 16	Atlanta	2-1	W	5-9-1
16	Thur.	Dec. 20	Boston	5-6	L	5-10-1
17	Sun.	Dec. 23	Buffalo	2-3	L	5-11-1
18	Wed.	Dec. 26	Detroit	2-2	T	5-11-2
19	Wed.	Jan. 2	Minnesota	4-8	L	5-12-2
20	Thur.	Jan. 3	Buffalo	1-6	L	5-13-2
21	Fri.	Jan. 18	Vancouver	6-2	W	6-13-2
22	Sun.	Jan. 20	Philadelphia	5-3	W	7-13-2
23	Sun.	Jan. 27	Detroit	5-6	L	7-14-2
24	Sun.	Feb. 3	Boston	4-5	L	7-15-2
25	Thur.	Feb. 7	Philadelphia	4-5	L	7-16-2
26	Sat.	Feb. 9	Long Island	3-2	W	8-16-2
27	Sun.	Feb. 10	Chicago	3-5	L	8-17-2
28	Sun.	Feb. 24	Chicago	4-2	W	9-17-2
29	Thur.	Feb. 28	Montreal	1-7	L	9-18-2
30	Tue.	Mar. 5	Long Island	2-1	W	10-18-2
31	Thur.	Mar. 7	Toronto	2-2	T	10-18-3
32	Sat.	Mar. 9	St. Louis	7-5	W	11-18-3
33	Wed.	Mar. 13	Los Angeles	1-5	L	11-19-3
34	Fri.	Mar. 15	California	6-1	W	12-19-3
35	Sat.	Mar. 16	Vancouver	8-6	W	13-19-3
36	Sat.	Mar. 23	Minnesota	1-5	L	13-20-3
37	Sat.	Mar. 30	St. Louis	3-4	L	13-21-3
38	Tue.	Apr. 2	Long Island	2-3	L	13-22-3
39	Sun.	Apr. 7	Atlanta	3-6	L	13-23-3

POWER PLAY GOALS, 1973-74

FOR (47 in 277 chances)

vs ATLANTA — (7-19) Hextall, McDonough, Pronovost, Watson, MacDonald, Demarco, & Bianchin.
 vs BOSTON — (7-17) Apps 2, Pronovost 2, MacDonald, Burrows, & Polis.
 vs BUFFALO — (2-14) Apps & Pronovost.
 vs CALIFORNIA — (3-18) Lukowich, Durbano & Demarco.
 vs CHICAGO — (1-13) Polis.
 vs DETROIT — (2-16) Burrows & Pronovost.
 vs LOS ANGELES — (1-21) McDonough.
 vs MINNESOTA — (4-19) Polis 2, Hextall, & MacDonald.
 vs MONTREAL — (1-13) Apps.
 vs N.Y. ISLANDERS — (3-18) Apps 2, & Polis.
 vs N.Y. RANGERS — (2-13) Apps & MacDonald.
 vs PHILADELPHIA — (4-32) Paradise, Pronovost, Demarco & MacDonald.
 vs ST. LOUIS — (4-29) MacDonald 2, Kelly & Durbano.
 vs TORONTO — (2-17) Lagace & Pronovost.
 vs VANCOUVER — (4-18) MacDonald 2, Pronovost & McDonough.

Penguin Scorers

MacDonald	9	Hextall	2
Pronovost	8	Kelly	1
Apps	7	Paradise	1
Polis	5	Bianchin	1
McDonough	3	Lukowich	1
Demarco	3	Lagace	1
Durbano	2	Watson	1
Burrows	2		

AGAINST (47 in 249 chances)

ATLANTA — (4-22) Leiter, Stewart, Romanchych & Lemieux
 BOSTON — (5-15) Orr 2, Esposito, Cashman, & Hodge.
 BUFFALO — (2-14) Korab & Lorentz
 CALIFORNIA (4-19) M. Johnston, J. Johnston, Bradley & Mott.
 CHICAGO — (3-17) Hull, Powis & Marks.
 DETROIT — (3-20) Redmond 2 & Hogaboam.
 LOS ANGELES — (2-18) Nevin & Murphy.
 MINNESOTA — (3-10) Gibbs, Drouin & Hextall.
 MONTREAL — (3-11) Cournoyer, Larose & P. Maholovich.
 N.Y. ISLANDERS — (0-16)
 N.Y. RANGERS — (5-11) Park 2, Hadfield, Gilbert & Stembkowski.
 PHILADELPHIA — (4-15) Lonsberry 3 & Barber.
 ST. LOUIS — (3-23) Plante 2 & Angotti.
 TORONTO — (3-21) Henderson Ellis & McKenny.
 VANCOUVER — (3-17) Wright, McSheffrey & Guevremont.

Penguins in Penalty Box

Watson	8	Schock	2
Hextall	5	Apps	2
Pronovost	4	Bianchin	2
Brown	3	Lynch	2
Beverley	3	Lukowich	1
Durbano	3	Burrows	1
Stackhouse	2	Lalonde	1
McManama	2	Nowak	1
Paradise	2	Polis	1
Kelly	2		

SHORTHANDED GOALS 1973-74

The Penguins set a club record by scoring 12 shorthanded goals. Syl Apps and Jean Pronovost each set a club record with four. Apps scored against (Buffalo, California, Minnesota & St. Louis). Pronovost scored against (Detroit, N.Y. Islanders, Philadelphia & Toronto). Ron Schock scored two (California and Philadelphia). Ron Lalonde (Vancouver) and Jean Guy Lagace (California) also scored.

There were four shorthanded goals scored against Pittsburgh. Stan Mikita (Chicago), Dale Rolfe (N.Y. Rangers), Bobby Clarke (Philadelphia), and Andre Boudrias (Vancouver) scored while shorthanded.

1973-74 HIGHS & LOWS

TEAM

LONGEST WINNING STREAK — 3, January 18 thru January 23
 LONGEST LOSING STREAK — 6, January 26 thru February 7
 LONGEST UNBEATEN STREAK — 4, March 2 thru March 9 (3-0-1)
 LONGEST WINLESS STREAK — 8, December 20 thru January 3 (0-7-1)
 LONGEST HOME WINNING STREAK — 3, March 31 thru April 6
 LONGEST HOME LOSING STREAK — 4, December 15 thru December 29
 LONGEST HOME UNBEATEN STREAK — 6, March 20 thru April 6 (4-0-2)
 LONGEST AWAY WINNING STREAK — 2, October 12 thru October 17; January 18 thru January 20; March 15 thru March 16
 LONGEST AWAY LOSING STREAK — 4, November 3 thru November; December 2 thru December 8; March 23 thru April 7
 MOST GOALS, ONE GAME — 9, December 12, California 1 at Pittsburgh 9
 MOST GOALS AGAINST, ONE GAME — 8, October 13, N.Y. Rangers 8 at Pittsburgh 2 October 21, Pittsburgh 2 at Boston 8; January 2, Pittsburgh 4 at Minnesota 8
 MOST GOALS, ONE AWAY GAME — 8, March 16, Pittsburgh 8 at Vancouver 6
 MOST GOALS, ONE PERIOD — 5, October 28 at N.Y. Rangers & December 12 vs California
 MOST GOALS AGAINST, ONE PERIOD — 5, November 18 at N.Y. Rangers & March 16 at Vancouver
 LARGEST WINNING MARGIN — 8, December 12, California 1 at Pittsburgh 9, March 24, Detroit 0 at Pittsburgh 8
 LARGEST LOSING MARGIN — 7, November 4, Pittsburgh 0 at Philadelphia 7, November 18, Pittsburgh 0 at N.Y. Rangers 7
 MOST GOALS, BOTH TEAMS — 14, March 16, Pittsburgh 8 at Vancouver 6
 LARGEST TIE — 4-4, November 10, Atlanta 4 at Pittsburgh 4

INDIVIDUAL

MOST CONSECUTIVE GAMES SCORING GOALS — 7, Jean Pronovost, February 27 thru March 10
 MOST CONSECUTIVE GAMES SCORING ASSISTS — 9, Syl Apps, March 2 thru March 20
 MOST CONSECUTIVE GAMES SCORING POINTS — 9, Syl Apps, March 2 thru March 20
 MOST CONSECUTIVE GAMES PENALIZED — 5, Steve Durbano, February 27 thru March 7
 MOST GOALS, ONE GAME — 3, Lowell MacDonald, November 13 vs Minnesota & March 27 vs Minnesota; Bob Kelly, March 24 vs Detroit
 MOST ASSISTS, ONE GAME — 3, by several players
 MOST POINTS, ONE GAME — 5, Jean Pronovost, April 6 vs Philadelphia (2 goals & 3 assists)
 MOST PENALTIES, ONE GAME — 4, Steve Durbano, March 2 vs Vancouver & March 7 at Toronto; Bryan Watson, November 7 vs N.Y. Islanders
 MOST PENALTY MINUTES, ONE GAME — 27 — Steve Durbano, March 2 vs Vancouver
 MOST GOALS, ONE PERIOD — 3, Lowell MacDonald, November 13 vs Minnesota
 MOST ASSISTS, ONE PERIOD — 3, Jack Lynch, October 12 at Atlanta & Al McDonough, November 13 vs Minnesota.
 MOST POINTS, ONE PERIOD — 3, by several players
 MOST PENALTIES, ONE PERIOD — 3, by several players
 MOST PENALTY MINUTES, ONE PERIOD — 22, Steve Durbano, March 2 vs Vancouver & Andy Borwn, March 30 at St. Louis
 FASTEST GOAL FOR AT START OF GAME — 17 seconds, Greg Polis, October 28 at N.Y. Rangers
 FASTEST GOAL FOR AT START OF PERIOD — 17 seconds, Ab Demarco, February 7 at Philadelphia
 EARLIEST WINNING GOAL — 4:04, Wayne Bianchin, March 15 at California

NHL RECORDS

FASTEST 2 GOALS, BOTH TEAMS — 5 seconds, January 3 at Buffalo. Greg Polis scored five seconds after Richard Martin scored for Buffalo.
 MOST PENALTY MINUTES, ONE SEASON, GOALTENDER — 60, Andy Brown 1973-74

ASSISTS

MOST ASSISTS, ONE SEASON: 420 (1972-73)
MOST ASSISTS, ONE HOME GAME: 17 (December 13, 1972 vs N.Y. Islanders)
MOST ASSISTS, ONE AWAY GAME: 14 (March 16, 1974 at Vancouver)
MOST ASSISTS, OPPONENT, HOME GAME: 14 (October 23, 1968 vs Chicago)
(February 12, 1972 vs N.Y. Rangers)
MOST ASSISTS, OPPONENT, AWAY GAME: 16 (October 15, 1972 at Boston)
(December 17, 1972 at N.Y. Rangers)
(March 7, 1973 at Minnesota)
(January 2, 1974 at Minnesota)
MOST ASSISTS, BOTH TEAMS, HOME GAME: 23 (October 23, 1968 vs Chicago)
(Chicago 14, Pittsburgh 9)
MOST ASSISTS, BOTH TEAMS, AWAY GAME: 24 (January 2, 1974 at Minnesota)
(Minnesota 16, Pittsburgh 8)
MOST ASSISTS, ONE HOME PERIOD: 11 (November 22, 1972 vs St. Louis)
MOST ASSISTS, ONE AWAY PERIOD: 9 (October 28, 1973 at N.Y. Rangers)
MOST ASSISTS, OPPONENT, HOME PERIOD: 10 (January 19, 1972 vs Vancouver)
MOST ASSISTS, OPPONENT, AWAY PERIOD: 10 (February 18, 1971 at Buffalo)
(November 18, 1973 at N.Y. Rangers)
MOST ASSISTS, BOTH TEAMS, HOME PERIOD: 14 (March 24, 1971 vs Detroit)
(Pittsburgh 10, Detroit 4)
MOST ASSISTS, BOTH TEAMS, AWAY PERIOD: 13 (March 16, 1974 at Vancouver)
(Vancouver 8, Pittsburgh 5)

POINTS

MOST POINTS, ONE SEASON: 677 (1972-73) (257 goals & 420 assists)
MOST POINTS, ONE HOME GAME: 26 (November 22, 1972 vs St. Louis)
(December 13, 1972 vs N.Y. Islanders)
MOST POINTS, ONE AWAY GAME: 22 (March 16, 1974 at Vancouver)
MOST POINTS, OPPONENT, HOME GAME: 23 (October 13, 1973 vs N.Y. Rangers)
MOST POINTS, OPPONENT, AWAY GAME: 26 (March 7, 1973 at Minnesota)
MOST POINTS, BOTH TEAMS, HOME GAME: 36 (October 23, 1968 vs Chicago)
(November 22, 1972 vs St. Louis)
MOST POINTS, BOTH TEAMS, AWAY GAME: 37 (March 7, 1973 at Minnesota)
MOST POINTS, ONE HOME PERIOD: 18 (November 22, 1972 vs St. Louis)
MOST POINTS, ONE AWAY PERIOD: 14 (October 28, 1973 at N.Y. Rangers)
MOST POINTS, OPPONENT, ONE HOME PERIOD: 15 (January 19, 1972 vs Vancouver)
MOST POINTS, OPPONENT, ONE AWAY PERIOD: 15 (February 18, 1971 at Buffalo)
(November 18, 1973 at N.Y. Rangers)
MOST POINTS, BOTH TEAMS, HOME PERIOD: 21 (March 24, 1971 vs Detroit)
(November 22, 1972 vs St. Louis)
MOST POINTS, BOTH TEAMS, AWAY PERIOD: 21 (March 16, 1974 at Vancouver)

PENALTIES – SEASON

MOST PENALTIES, ONE SEASON: 419 (1970-71) (361-45-13)
FEWEST PENALTIES, ONE SEASON: 248 (1967-68) (237-6-5)
MOST MINORS, ONE SEASON: 369 (1969-70) (171-198)
FEWEST MINORS, ONE SEASON: 237 (1967-68) (120-117)
MOST MAJORS, ONE SEASON: 45 (1970-71) (21-24)
FEWEST MAJORS, ONE SEASON: 6 (1967-68) (1-5)
MOST MISCONDUCTS, ONE SEASON: 16 (1973-74) (9-7)
FEWEST MISCONDUCTS ONE SEASON: 1 (1968-69)

PENALTIES – GAME

MOST PENALTIES, HOME GAME: 13 (November 22, 1969 vs Philadelphia) (10-2-1)
MOST PENALTIES, AWAY GAME: 13 (November 9, 1971 at St. Louis) (7-5-1)
MOST PENALTIES, OPPONENT, HOME GAME: 18 (January 27, 1973 vs Philadelphia)
(10-4-4)
MOST PENALTIES, OPPONENT, AWAY GAME: 16 (February 7, 1974 at Philadelphia)
(13-1-2)
MOST PENALTIES, BOTH TEAMS, HOME GAME: 28 (November 1, 1969 vs Minnesota)
(25-0-3)
MOST PENALTIES, BOTH TEAMS, AWAY GAME: 27 (November 9, 1971 at St. Louis)
(15-10-2)

PENALTY MINUTES – SEASON

MOST PENALTY MINUTES, ONE SEASON: 1077 (1970-71) (361-45-13)
FEWEST PENALTY MINUTES, ONE SEASON: 554 (1967-68) (237-6-5)

PENALTY MINUTES – GAME

MOST PENALTY MINUTES, HOME GAME: 44 (October 10, 1970 vs Buffalo) (7-2-2)
MOST PENALTY MINUTES, AWAY GAME: 49 (November 9, 1971 at St. Louis) (7-5-1)
MOST PENALTY MINUTES, OPPONENT, HOME GAME: 80 (January 27, 1973 vs Philadelphia) (10-4-4)
MOST PENALTY MINUTES, OPPONENT, AWAY GAME: 58 (October 18, 1970 at Buffalo) (9-2-3)
MOST PENALTY MINUTES, BOTH TEAMS, HOME GAME: 113 (January 27, 1973 vs Philadelphia) (Philadelphia 80, Pittsburgh 33)
(14-9-4)
MOST PENALTY MINUTES, BOTH TEAMS, AWAY GAME: 92 (February 18, 1973 at Boston) (Boston 56, Pittsburgh 46) (16-8-2)

PENALTIES – PERIOD

MOST PENALTIES, ONE HOME PERIOD: 9 (April 4, 1971 vs St. Louis) (6-2-1)
MOST PENALTIES, ONE AWAY PERIOD: 8 (October 18, 1970 at Buffalo) (5-2-1)
MOST PENALTIES, OPPONENT, ONE HOME PERIOD: 10 (November 4, 1970 vs Vancouver) (7-2-1)
MOST PENALTIES, OPPONENT, ONE AWAY PERIOD: 12 (October 18, 1970 at Buffalo) (7-2-3)
MOST PENALTIES, BOTH TEAMS, HOME PERIOD: 18 (November 4, 1970 vs Vancouver) (12-4-2)
MOST PENALTIES, BOTH TEAMS, AWAY PERIOD: 20 (October 18, 1970 at Buffalo) (12-4-4)

PENALTY MINUTES – PERIOD

MOST PENALTY MINUTES, ONE HOME PERIOD: 36 (October 10, 1970 vs Buffalo)
(3-2-2)
MOST PENALTY MINUTES, ONE AWAY PERIOD: 34 (November 28, 1970 at Montreal)
(2-4-1)
MOST PENALTY MINUTES, OPPONENT, HOME PERIOD: 43 (January 27, 1973 vs Philadelphia) (4-3-2)
MOST PENALTY MINUTES, OPPONENT, AWAY PERIOD: 54 (October 18, 1970 at Buffalo) (7-2-3)
MOST PENALTY MINUTES, BOTH TEAMS, HOME PERIOD: 70 (April 4, 1971 vs St. Louis) (10-4-3)
MOST PENALTY MINUTES, BOTH TEAMS, AWAY PERIOD: 84 (October 18, 1970 at Buffalo) (12-4-4)

INDIVIDUAL

MOST SEASONS: 6 - Ken Schinkel (1967-73)

Jean Pronovost (1968-74)

MOST GAMES PLAYED: 437 - Jean Pronovost

MOST CONSECUTIVE GAMES PLAYED: 276 - Nick Harbaruk

GOALS

MOST GOALS, ALL TIME: 148 - Jean Pronovost

MOST GOALS, ONE SEASON: 43 - Lowell MacDonald (1973-74)

MOST CONSECUTIVE GAMES, SCORING GOALS: 7 - Jean Pronovost (Mar. 2 to 14, 1972) (7 goals)

7 - Jean Pronovost (Feb. 27 to Mar. 10, 1974) (9 goals)

MOST GOALS, ONE SEASON, CENTER: 29 - Syl Apps (1972-73)

MOST GOALS, ONE SEASON, LEFT WING: 43 - Lowell MacDonald (1973-74)

MOST GOALS, ONE SEASON, RIGHT WING: 40 - Jean Pronovost (1973-74)

MOST GOALS, ONE SEASON, DEFENSESMAN: 15 - Darryl Edstrand (1972-73)

MOST GOALS, ONE GAME: 3 - Lowell MacDonald (Nov. 15, 1972 vs Minnesota)

Lowell MacDonald (Nov. 13, 1973 vs Minnesota)

Lowell MacDonald (March 27, 1974 vs Minnesota)

Al McDonough (Oct. 11, 1972 at St. Louis)

Al McDonough (Nov. 18, 1972 vs Atlanta)

Al McDonough (Nov. 22, 1972 vs St. Louis)

Ken Schinkel (Oct. 31, 1967 vs Chicago)

Ken Schinkel (Feb. 4, 1970 vs Minnesota)

Andy Bathgate (Oct. 18, 1967 vs Minnesota)

Glen Sather (Dec. 19, 1970 vs Detroit)

Duane Rupp (Mar. 24, 1971 vs Detroit)

Bob Leiter (Dec. 1, 1971 vs Detroit)

Eddie Shack (Nov. 29, 1972 vs Toronto)

Syl Apps (Dec. 13, 1972 vs N.Y. Islanders)

Bob Kelly (Mar. 24, 1974 vs Detroit)

MOST GOALS, ONE PERIOD: 3 - Al McDonough (Nov. 18, 1972 vs Atlanta)

3 - Lowell MacDonald (Nov. 13, 1972 vs Minnesota)

MOST GOALS, ONE MONTH: 11 - Jean Pronovost (March, 1974)

ASSISTS

MOST ASSISTS, ALL TIME: 177 - Syl Apps

MOST ASSISTS, ONE SEASON: 61 - Syl Apps (1973-74)

MOST CONSECUTIVE GAMES SCORING ASSISTS: 9 - Syl Apps (Mar. 2 to 20, 1974) (15 assists)

MOST ASSISTS, ONE SEASON, CENTER: 61 - Syl Apps (1973-74)

MOST ASSISTS, ONE SEASON, LEFT WING: 41 - Lowell MacDonald (1972-73)

MOST ASSISTS, ONE SEASON, RIGHT WING: 41 - Al McDonough (1972-73)

MOST ASSISTS, ONE SEASON, DEFENSESMAN: 28 - Duane Rupp (1970-71)

MOST ASSISTS, ONE SEASON, GOALIE: 1 - Les Binkley (1969-70)

1 - Roy Edwards (1971-72)

1 - Denis Herron (1972-73)

1 - Cam Newton (1972-73)

1 - Jim Rutherford (1973-74)

MOST ASSISTS, ONE GAME: 4 - Syl Apps (March 24, 1971 vs Detroit)

Syl Apps (November 29, 1972 vs Toronto)

Charlie Burns (Mar. 26, 1969 vs Los Angeles)

Bryan Hextall (Feb. 4, 1970 at Minnesota)

Bob Woytowich (Feb. 8, 1970 vs Minnesota)

Duane Rupp (Nov. 4, 1970 vs Vancouver)

Tim Horton (Jan. 15, 1971 vs Philadelphia)

MOST ASSISTS, ONE PERIOD: 4 - Syl Apps (March 24, 1971 vs Detroit)

MOST ASSISTS, ONE MONTH: 24 - Syl Apps (March, 1974)

POINTS

MOST POINTS, ALL TIME: 295 - Jean Pronovost

MOST POINTS, ONE SEASON: 85 - Syl Apps (1972-73) & (1973-74)

MOST HOME POINTS, ONE SEASON: 50 - Syl Apps (1972-73)

MOST AWAY POINTS, ONE SEASON: 39 - Syl Apps (1973-74)

MOST CONSECUTIVE GAMES, 9 - Jean Pronovost (Feb. 26 to Mar. 14, 1972)

SCORING POINTS: (9 goals and 5 assists)

9 - Syl Apps (March 2 to March 20, 1974)

(3 goals and 15 assists)

MOST POINTS, ONE SEASON, CENTER: 85 - Syl Apps (1972-73) & (1973-74)

MOST POINTS, ONE SEASON, LEFT WING: 82 - Lowell MacDonald (1973-74)

MOST POINTS, ONE SEASON, RIGHT WING: 76 - Al McDonough (1972-73)

MOST POINTS, ONE SEASON, DEFENSESMAN: 39 - Darryl Edstrand (1972-73)

MOST POINTS, ONE GAME: 6 - Syl Apps (December 13, 1972 vs N.Y. Islanders)
(3 goals and 3 assists)

MOST POINTS, ONE PERIOD: 4 - Syl Apps (Mar. 24, 1971 vs Detroit) (4 assists)

MOST POINTS, ONE MONTH: 27 - Syl Apps (Mar., 1974) (3 goals & 24 assists)

PENALTIES

MOST PENALTIES, ALL TIME: 302 - Bryan Watson (238-49-15)

MOST PENALTIES, ONE SEASON: 71 - Bryan Watson (1969-70) (62-5-4)

71 - Bryan Watson (1971-72) (56-10-5)

MOST PENALTIES, ONE GAME: 6 - Bryan Watson (February 11, 1970 at Chicago)
(3-2-1)

MOST PENALTIES, ONE PERIOD: 4 - Glen Sather (October 18, 1970 at Buffalo)

(3-1-0)

4 - Al Smith (April 4, 1971 vs St. Louis) (2-1-1)

PENALTY MINUTES

MOST PENALTY MINUTES, ALL TIME: 871 - Bryan Watson (238-49-15)

MOST PENALTY MINUTES ONE SEASON: 212 - Bryan Watson (1971-72) (56-10-5)

MOST PENALTY MINUTES, ONE SEASON, CENTER: 133 - Bryan Hextall (1970-71)

MOST PENALTY MINUTES, ONE SEASON, LEFT WING: 114 - Glen Sather (1969-70)

MOST PENALTY MINUTES, ONE SEASON, RIGHT WING: 108 - Nick Harbaruk
(1970-71)

MOST PENALTY MINUTES, ONE SEASON, DEFENSESMAN: 212 - Bryan Watson
(1971-72)

MOST PENALTY MINUTES, ONE SEASON, GOALTENDER: 60 - Andy Brown
(1973-74)

MOST PENALTY MINUTES, ONE GAME: 27 - Steve Durbano (March 2, 1974 vs
Vancouver) (1-1-2)

MOST PENALTY MINUTES, ONE PERIOD: 25 - Bryan Hextall (Oct. 10, 1970 vs
Buffalo) (0-1-2)

MINORS-MAJORS-MISCONDUCTS

MOST MINORS, ONE SEASON: 62 - Bryan Watson (1969-70)
MOST MINORS, ONE GAME: 5 - Bryan Watson (February 21, 1970 at California)
MOST MINORS, ONE PERIOD: 3 - Seven different players. Watson 3 times,
Hexhall three minors on one play.
MOST MAJORS, ALL TIME; 49 - Bryan Watson (18 home, 31 away)
MOST MAJORS, ONE SEASON: 15 - Bryan Watson (1972-73)
MOST MISCONDUCTS, ALL TIME: 15 - Bryan Watson
MOST MISCONDUCTS, ONE SEASON: 5 - Bryan Watson (1971-72)

GOALIES

MOST GAMES, ALL TIME: 196 - Les Binkley
MOST GAMES, ONE SEASON: 54 - Les Binkley (1967-68)
MOST MINUTES PLAYED, ALL TIME: 11,046 - Les Binkley
MOST MINUTES PLAYED, ONE SEASON: 3,141 - Les Binkley (1967-68)
MOST GOALS AGAINST, ALL TIME: 574 - Les Binkley
MOST GOALS AGAINST, ONE SEASON: 158 - Les Binkley (1968-69)
LOWEST GOALS AGAINST AVERAGE, ALL TIME: 2.86 - Hank Bassen
LOWEST GOALS AGAINST AVERAGE, ONE SEASON: 2.86 - Hank Bassen (1967-68)
MOST SHUTOUTS, ALL TIME: 11 - Les Binkley
MOST SHUTOUTS, ONE SEASON: 6 - Les Binkley
MOST SAVES, ALL TIME: 5,031 - Les Binkley
MOST SAVES, ONE SEASON: 1,456 - Les Binkley
MOST WINS, ALL TIME: 58 - Les Binkley
MOST WINS, ONE SEASON: 20 - Les Binkley (1967-68)
20 - Jim Rutherford (1972-73)
MOST LOSSES, ALL TIME: 94 - Les Binkley
MOST LOSSES, ONE SEASON: 31 - Les Binkley (1968-69)
MOST TIES, ALL TIME: 34 - Les Binkley
MOST TIES, ONE SEASON: 10 - Les Binkley (1967-68) & (1970-71)
MOST TEAM POINTS, ONE SEASON: 50 - Les Binkley (1967-68) (20 wins, 10 ties)
MOST WINS IN A ROW: 6 - Al Smith (February 15 to March 14, 1970)
MOST HOME WINS IN A ROW: 13 - Jim Rutherford (Feb. 16 to Nov. 22, 1972)
MOST AWAY WINS IN A ROW: 4 - Les Binkley (February 25 to March 30, 1968)
MOST LOSSES IN A ROW: 7 - Andy Brown (November 24, 1973 to January 16, 1974)
MOST HOME LOSSES IN A ROW: 4 - Les Binkley (November 6 to 16, 1968)
4 - Les Binkley (December 4 to 21, 1968)
MOST AWAY LOSSES IN A ROW: 10 - Joe Daley (Nov. 13, 1968 to March 20, 1969)
LONGEST UNBEATEN STREAK: 9 - Jim Rutherford (Mar. 14, 1972 to Oct. 11, 1972)
(6-0-3)
LONGEST HOME UNBEATEN STREAK: 16 - Jim Rutherford (February 16 to
December 2, 1972) (15-0-1)
LONGEST AWAY UNBEATEN STREAK: 5 - Les Binkley (November 28 to
December 11, 1968) (3-0-2)
LONGEST WINLESS STREAK: 15 - Al Smith (Jan. 28 - Apr. 1, 1971) (0-10-5)
LONGEST HOME WINLESS STREAK: 9 - Les Binkley (Nov. 6 to Dec. 21, 1968)
(0-8-1)
LONGEST AWAY WINLESS STREAK: 26 - Al Smith (Mar. 5, 1970 to Apr. 1, 1971)
(0-18-8)

SHOTS & SAVES — GAME

MOST SHOTS FOR, HOME GAME: 57 vs Montreal (Thomas) March 10, 1974
MOST SHOTS FOR, AWAY GAME: 48 at Chicago (Esposito) February 24, 1973
MOST SHOTS AGAINST, HOME GAME: 50 vs Detroit (Binkley) December 4, 1968
50 vs Montreal (Binkley) December 31, 1968
MOST SHOTS AGAINST, AWAY GAME: 54 at Montreal (Bassen) March 16, 1968
FEWEST SHOTS FOR, HOME GAME: 18 vs St. Louis (Plante) November 19, 1969
FEWEST SHOTS FOR, AWAY GAME: 16 at Boston (Cheevers) January 28, 1968
16 at Chicago (Esposito) January 5, 1972
FEWEST SHOTS AGAINST, HOME GAME: 13 vs Los Angeles (Smith) Oct. 22, 1969
FEWEST SHOTS AGAINST, AWAY GAME: 15 at California (Binkley) Oct. 17, 1971
FEWEST SAVES AGAINST, HOME GAME: 16 vs California (Worthy) Nov. 21, 1968
FEWEST SAVES AGAINST, AWAY GAME: 13 at Chicago (Esposito) Jan. 5, 1972

PERIOD

MOST SHOTS FOR, HOME PERIOD: 24 vs California (Edwards) October 20, 1973
MOST SHOTS FOR, AWAY PERIOD: 22 at Minnesota (Worsley) March 23, 1974
MOST SHOTS AGAINST, HOME PERIOD: 23 vs Detroit (Binkley) December 4, 1968
MOST SHOTS AGAINST, AWAY PERIOD: 23 at N.Y. Rangers (Binkley) Oct. 22, 1967
23 at Chicago (Daley) November 13, 1968)
23 at Chicago (Newton) Jan. 21, 1973
FEWEST SHOTS FOR, HOME PERIOD: 2 vs St. Louis (Plante) November 19, 1969
FEWEST SHOTS FOR, AWAY PERIOD: 1 at N.Y. Rangers (Giacomin) March 8, 1970
1 at Chicago (Esposito) February 10, 1974
FEWEST SHOTS AGAINST, HOME PERIOD: 2 vs Philadelphia (Smith) Feb. 17, 1970
2 vs N.Y. Rangers (Smith) Jan. 2, 1971
2 vs Calif. (Rutherford) Oct. 20, 1973
2 vs Calif. (Brown) Feb. 16, 1974
FEWEST SHOTS AGAINST, AWAY PERIOD: 2 at St. Louis (Binkley) Mar. 19, 1970

SHUTOUTS

MOST SHUTOUTS WON, ONE SEASON: 6 (1967-68)
FEWEST SHUTOUTS WON, ONE SEASON: 1 (1971-72) & (1973-74)
MOST SHUTOUTS LOST, ONE SEASON: 13 (1969-70)
FEWEST SHUTOUTS LOST, ONE SEASON: 3 (1972-73)
MOST SCORELESS TIES, ONE SEASON: 2 (1970-71)
LARGEST HOME SHUTOUT WIN: 8 - 0 (March 24, 1974 vs Detroit)
LARGEST AWAY SHUTOUT WIN: 5 - 0 (October 17, 1972 at N.Y. Islanders)
LARGEST HOME SHUTOUT LOSS: 6 - 0 (October 27, 1973 vs Philadelphia)
LARGEST AWAY SHUTOUT LOSS: 7 - 0 (January 13, 1968 at Toronto)
7 - 0 (November 4, 1973 at Philadelphia)
7 - 0 (November 18 at N.Y. Rangers)

FASTEST GOALS

FASTEST TWO GOALS, ONE PLAYER: *7 seconds by Wally Boyer, Mar. 5, 1970 at Detroit vs Roy Edwards.*
Boyer (Schock, Morrison) 15:10
Boyer (Schock) 15:17

FASTEST TWO GOALS, OPPONENT: *15 seconds by Bill Goldsworthy, Minnesota, March 23, 1974 vs Gary Inness at Minnesota*
Goldsworthy (Hextall) 4:48
Goldsworthy (Parise, Hextall) 5:03

FASTEST TWO GOALS, BOTH TEAMS: *5 seconds, January 3, 1974 at Buffalo*
Martin (Perreault, Terbenche) 7:15
Polis (Schock) 7:20

FASTEST TWO PITTSBURGH GOALS: *9 seconds, November 22, 1972 vs St. Louis*
McDonough (Apps) 13:40
Schinkel (Burrows, Schock) 13:49

FASTEST TWO OPPONENT GOALS: *8 seconds, November 20, 1968 at Toronto*
Keon (Pulford) 19:38
Ellis (Keon, Pulford) 19:46

FASTEST TWO PITTSBURGH ASSISTS: *7 seconds by Ron Schock, March 5, 1970*
(see fastest two goals, one player)

FASTEST TWO OPPONENT ASSISTS: *8 seconds by Bob Pulford, November 20, 1968*
(see fastest two opponent goals)

FASTEST THREE PITTSBURGH GOALS: *4:17 by Lowell MacDonald, Nov. 13, 1973 vs Minnesota vs Cesare Maniago*
MacDonald (McDonough) 1:35
MacDonald (Apps, McDonough) 2:34
MacDonald (Apps, McDonough) 5:52

FASTEST THREE OPPONENT GOALS: *8:41 by Brad Park, N.Y. Rangers, December 12, 1971 at New York vs Jim Rutherford*
Park (Tkaczuk) 13:49/2
Park (Stemkowski, Irvine) 17:03/2
Park (Gilbert, Ratelle) 2:30/3

FASTEST THREE GOALS, BOTH TEAMS: *40 seconds, January 3, 1974 at Buffalo*
Martin (Perreault, Terbenche) 7:15
Polis (Schock) 7:20
Ramsay (Luce) 7:55

FASTEST THREE PITTSBURGH GOALS: *27 seconds, November 22, 1972 vs St. Louis*
McDonough (Apps) 13:40
Schinkel (Burrows, Schock) 13:49
Schock (Schinkel, Lynch) 14:07

FASTEST THREE OPPONENT GOALS: *1:11, January 27, 1974 at Detroit*
Libett (Collins, Berenson) 8:37
Dionne (Charron, Johnston) 9:25
Redmond (Hogaboam, Hughes) 9:48

FASTEST FOUR PITTSBURGH GOALS: *1:49, November 22, 1972 vs St. Louis*
Hextall (Lynch, Polis) 12:00
Pronovost (Polis) 12:18
McDonough (Apps) 13:40
Schinkel (Burrows, Schock) 13:49
1:49, November 22, 1972 vs St. Louis
Pronovost (Polis) 12:18
McDonough (Apps) 13:40
Schinkel (Burrows, Schock) 13:49
Schock (Schinkel, Lynch) 14:07

FASTEST FIVE PITTSBURGH GOALS: *2:07, November 22, 1972 vs St. Louis*
(NHL Record)
Hextall (Lynch, Polis) 12:00
Pronovost (Polis) 12:18
McDonough (Apps) 13:40
Schinkel (Burrows, Schock) 13:49
Schock (Schinkel, Lynch) 14:07

FASTEST PITTSBURGH GOAL, START OF GAME: *11 seconds by Bryan Hextall,*
January 25, 1970 at Boston

FASTEST OPPONENT GOAL, START OF GAME: *14 seconds by Brit Selby, Phila.*
December 17, 1967 at Philadelphia

FASTEST PITTSBURGH GOAL, *7 seconds by Lowell MacDonald,*
START OF SECOND PERIOD: *February 10, 1973 at Boston*

FASTEST OPPONENT GOAL, *7 seconds by Joey Johnston, California*
START OF SECOND PERIOD: *October 20, 1973 at Pittsburgh*

FASTEST PITTSBURGH GOAL, *12 seconds by Greg Polis, April 1, 1972*
START OF THIRD PERIOD: *at Philadelphia*

FASTEST OPPONENT GOAL, *16 seconds by Gerry Ehman, California*
START OF THIRD PERIOD: *March 17, 1971 at California*
16 seconds by Doug Jarrett, Chicago
February 24, 1974 at Chicago

EARLIEST WINNING GOAL: *35 seconds by Ken Schinkel, October 17, 1972*
at New York Islanders (5-0)

EARLIEST WINNING GOAL, OPPONENT: *29 seconds by Andre Boudrias, St. Louis*
January 3, 1970 at St. Louis (6-0)

SCORING SUMMARIES

PITTSBURGH VS BOSTON

1973-74	GP	W	L	T	PTS	GF	GA	PPG	SHG	PEN	PIM
PITTSBURGH	5	0	5	0	0	16	30	7	0	20	52
BOSTON	5	5	0	0	10	30	16	5	0	25	78

AT PITTSBURGH

Jan. 13 Bos. 5 (f) Pgh. 3 (a)
 Feb. 23 Bos. 6 (g) Pgh. 2 (b)

AT BOSTON

Oct. 21 Bos. 8 (f) Pgh. 2 (a)
 Dec. 20 Bos. 6 (e) Pgh. 5 (h)
 Feb. 3 Bos. 5 (g) Pgh. 4 (a)

(a) Brown in goal
 (b) Inness in goal
 (h) Inness replaced Rutherford 40:00

(e) Gilbert in goal
 (f) Broderick in goal
 (g) Brooks in goal

GOALS BY PERIODS

SHOTS BY PERIODS

	1st	2nd	3rd	Total	1st	2nd	3rd	Total
PITTSBURGH	7	1	8	16	53	40	55	148
BOSTON	9	12	9	30	61	82	53	196

PITTSBURGH

PLAYER	GP	G	A	PTS	PIM
MacDonald	5	4	5	9	6
Apps	5	3	5	8	0
Pronovost	5	2	4	6	4
Polis	3	3	0	3	0
Burrows	4	1	1	2	2
McDonough	2	0	2	2	0
Lalonde	5	0	2	2	0
Labre	2	1	0	1	2
Stoughton	3	1	0	1	0
Bianchin	4	1	0	1	0
DeMarco	2	0	1	1	0
Arnason	3	0	1	1	0
McManama	3	0	1	1	4
Snell	3	0	1	1	0
Watson	3	0	1	1	17
Beverley	4	0	1	1	2
Lagace	4	0	1	1	0
Lukowich	4	0	1	1	0
Schock	4	0	1	1	4
Bignell	1	0	0	0	0
Edestrand	1	0	0	0	0
Jones	1	0	0	0	0
Lynch	1	0	0	0	2
Nowak	1	0	0	0	0
Rutherford	1	0	0	0	0
Durbano	2	0	0	0	2
Hexhall	2	0	0	0	7
Inness	2	0	0	0	0
Kelly	2	0	0	0	0
Paradise	2	0	0	0	0
Stackhouse	2	0	0	0	0
Wiley	2	0	0	0	0
Brown	3	0	0	0	0
TOTAL	5	16	28	44	20-52

BOSTON

PLAYER	GP	G	A	PTS	PIM
Hodge	5	7	4	11	2
Esposito	5	4	6	10	6
Orr	4	3	7	10	4
Bucyk	5	1	8	9	0
Vadnais	5	1	6	7	9
Cashman	5	2	4	6	26
Marcotte	5	5	0	5	0
Sheppard	5	2	2	4	0
Forbes	4	2	1	3	2
O'Reilly	4	0	3	3	14
Leduc	2	1	1	2	0
Sanderson	2	1	1	2	2
O'Donnell	4	1	0	1	2
Broderick	1	0	1	1	0
Roberts	1	0	1	1	0
Schmautz	1	0	1	1	0
Hynes	1	0	0	0	0
Brooks	2	0	0	0	0
Edestrand	2	0	0	0	0
Gilbert	2	0	0	0	5
Oddleifson	4	0	0	0	2
Savard	4	0	0	0	2
Doak	5	0	0	0	2
Sims	5	0	0	0	0
Smith	5	0	0	0	0
TOTAL	5	30	46	76	25-78

GOALIES

GOALIES	GP	MP	GA	SO	AVG
Brown (0-3-0)	3	180	18	0	6.00
Inness (0-2-0)	2	80	8	0	6.00
Rutherford (0-0-0)	1	40	4	0	6.00
TOTAL	5	300	30	0	6.00

GOALIES

GOALIES	GP	MP	GA	SO	AVG
Broderick (1-0-0)	1	60	2	0	2.00
Brooks (2-0-0)	2	120	6	0	3.00
Gilbert (2-0-0)	2	120	8	0	4.00
TOTAL	5	300	16	0	3.20

PITTSBURGH VS BOSTON

AT PITTSBURGH		AT BOSTON	
DATE	RESULT	DATE	RESULT
Nov. 22, 1967	Pgh. 4-1	Oct. 29, 1967	Bos. 4-2
Feb. 27, 1968	Bos. 5-3	Jan. 1-0, 1968	Pgh. 1-0
Oct. 19, 1968	Bos. 5-1	Bos. 5-3	Esposito (2)
Feb. 19, 1969	Pgh. 3-0	Bos. 8-4	McKenzie
Mar. 19, 1969	Bos. 3-2	Bos. 4-0	Lorentz
Oct. 18, 1969	Tie 3-3	Bos. 4-0	Stanfield
Dec. 20, 1969	Bos. 6-4	Bos. 2-1	Doak
Feb. 14, 1970	Bos. 3-0	Bos. 3-1	Stanfield (2)
Nov. 7, 1970	Tie 2-2	Bos. 4-2	Hodge (2)
Dec. 26, 1970	Pgh. 4-2	Bos. 6-3	Esposito (3)
Mar. 6, 1971	Bos. 6-3	Bos. 8-4	Marcotte (2)
Dec. 18, 1971	Bos. 4-3	Bos. 5-3	McKenzie (2)
Jan. 12, 1972	Tie 2-2	Tie 2-2	*****
Mar. 11, 1972	Pgh. 6-4	Tie 4-4	*****
Oct. 21, 1972	Bos. 4-2	Bos. 8-4	Esposito (5)
Dec. 19, 1972	Bos. 3-2	Bos. 6-3	Esposito (7)
Jan. 20, 1973	Pgh. 3-0	Bos. 8-2	O'Donnell
Jan. 12, 1974	Bos. 5-3	Bos. 6-5	Hodge (3)
Feb. 23, 1974	Bos. 6-2	Bos. 5-4	Hodge (4)
WINNING GOAL		WINNING GOAL	
McDonald		Shack	
Hodge		Konik	
Esposito		Esposito (2)	
McCreary		McKenzie	
Orr		Lorentz	
*****		Stanfield	
Bucyk		Doak	
Marcotte		Stanfield (2)	
*****		Hodge (2)	
Harbaruk		Esposito (3)	
Esposito (4)		Marcotte (2)	
Cashman		McKenzie (2)	
*****		*****	
Shack		*****	
Bucyk (2)		Esposito (5)	
Esposito (6)		Esposito (7)	
Rupp		O'Donnell	
Marcotte (3)		Hodge (3)	
Sheppard		Hodge (4)	
AT PITTSBURGH		AT BOSTON	
W-L-T		W-L-T	
1-1-0		1-1-0	
1-2-0		0-3-0	
0-2-1		0-3-0	
1-1-1		0-3-0	
1-1-1		0-1-2	
1-2-0		0-2-0	
0-2-0		1-16-2	
5-11-3			
GF-GA		GF-GA	
7-6		3-4	
6-8		7-17	
7-12		2-9	
9-10		9-18	
11-10		9-11	
7-7		7-14	
5-11		11-19	
52-64		48-92	
AT PITTSBURGH		AT BOSTON	
W-L-T		W-L-T	
2-2-0		2-2-0	
1-5-0		1-5-0	
0-5-1		0-5-1	
1-4-1		1-4-1	
1-2-3		1-2-3	
1-4-0		1-4-0	
0-5-0		0-5-0	
6-27-5		6-27-5	
GF-GA		GF-GA	
10-10		10-10	
13-25		13-25	
9-21		9-21	
18-28		18-28	
20-21		20-21	
16-30		16-30	
100-156		100-156	

SCORING SUMMARIES

PITTSBURGH VS BUFFALO

1973-74	GP	W	L	T	PTS	GF	GA	PPG	SHG	PEN	PIM
PITTSBURGH	5	3	2	0	6	17	15	2	1	17	37
BUFFALO	5	2	3	0	4	15	17	2	0	19	57

AT PITTSBURGH

Jan. 5 Pgh. 5 (c) Buf. 2 (e)
 Jan. 12 Pgh. 5 (c) Buf. 2 (f)
 Apr. 4 Pgh. 4 (b) Buf. 2 (e)

(b) Inness in goal
 (c) Rutherford in goal

AT BUFFALO

Dec. 23 Buf. 3 (e) Pgh. 2 (c)
 Jan. 3 Buf. 6 (e) Pgh. 1 (c)

(e) Dryden in goal
 (f) Farr replaced Dryden 28:10
 & Dryden replaced Farr 28:33

GOALS BY PERIODS

	1st	2nd	3rd	Total	1st	2nd	3rd	Total
PITTSBURGH	3	9	5	17	47	74	47	168
BUFFALO	9	4	2	15	38	37	55	140

SHOTS BY PERIODS

PITTSBURGH

PLAYER	GP	G	A	PTS	PIM
Pronovost	5	1	5	6	0
Schock	5	1	5	6	0
MacDonald	5	3	2	5	0
Apps	4	2	2	4	0
Lukowich	4	2	2	4	9
Beverley	5	2	1	3	0
Bianchin	5	2	1	3	0
Lalonde	5	2	1	3	0
Polis	4	2	0	2	2
Durbano	1	0	2	2	0
McManama	1	0	2	2	0
Paradise	3	0	2	2	10
McDonough	2	0	1	1	2
Arnason	3	0	1	1	0
Burrows	5	0	1	1	6
Snell	5	0	1	1	0
DeMarco	1	0	0	0	0
Inness	1	0	0	0	0
Lagace	1	0	0	0	0
Stackhouse	1	0	0	0	0
Stoughton	1	0	0	0	0
Bignell	2	0	0	0	0
Hexhall	3	0	0	0	0
Wiley	3	0	0	0	0
Labre	4	0	0	0	4
Rutherford	4	0	0	0	0
Watson	4	0	0	0	4
TOTAL	5	17	29	46	17-37

BUFFALO

PLAYER	GP	G	A	PTS	PIM
Perreault	5	2	4	6	0
Robert	5	1	5	6	0
Ramsay	5	4	1	5	0
Martin	5	4	0	4	16
Lorentz	5	1	3	4	6
Luce	5	0	4	4	16
Korab	4	1	2	3	4
Meehan	3	1	1	2	0
Dudley	5	1	0	1	7
Spencer	1	0	1	1	0
Atkinson	3	0	1	1	0
Carriere	5	0	1	1	0
Gratton	5	0	1	1	0
Robitaille	5	0	1	1	4
Terbenche	5	0	1	1	0
Farr	1	0	0	0	0
Gould	1	0	0	0	0
Noris	1	0	0	0	0
Pratt	1	0	0	0	0
Schoenfeld	1	0	0	0	2
Rombough	2	0	0	0	0
McNab	3	0	0	0	0
Horton	4	0	0	0	2
Dryden	5	0	0	0	0
TOTAL	5	15	26	41	19-57

GOALIES

GOALIES	GP	MP	GA	SO	AVG	GOALIES	GP	MP	GA	SO	AVG
Inness (1-0-0)	1	60	2	0	2.00	Farr (0-0-0)	1	0	0	0	0.00
Rutherford (2-2-0)	4	240	13	0	3.25	Dryden (2-3-0)	5	300	16(1)	0	3.20
TOTAL	5	300	15	0	3.00	TOTAL	5	300	17	0	3.40

NOTE: 16(1) means 16 goals and one (1) empty net goal allowed. Total = 17.

PITTSBURGH VS BUFFALO

AT PITTSBURGH		AT BUFFALO	
DATE	RESULT	DATE	RESULT
Oct. 10, 1970	Buf. 2-1	Oct. 18, 1970	Tie 1-1
Nov. 25, 1970	Tie 4-4	Feb. 18, 1971	Tie 6-6
Mar. 31, 1971	Buf. 6-4	Apr. 1, 1971	Tie 3-3
Dec. 11, 1971	Tie 3-3	Oct. 10, 1971	Buf. 2-1
Dec. 31, 1971	Tie 3-3	Feb. 17, 1972	Pgh. 2-0
Mar. 22, 1972	Buf. 4-3	Mar. 26, 1972	Tie 2-2
Feb. 17, 1973	Tie 3-3	Nov. 12, 1972	Buf. 1-0
Mar. 24, 1973	Tie 4-4	Feb. 18, 1973	Buf. 4-1
Jan. 5, 1974	Pgh. 5-2	Feb. 25, 1973	Buf. 2-1
Jan. 12, 1974	Pgh. 5-2	Dec. 23, 1973	Buf. 3-2
Apr. 4, 1974	Pgh. 4-2	Jan. 3, 1974	Buf. 6-1

WINNING GOAL

WINNING GOAL

AT BUFFALO

WINNING GOAL

AT PITTSBURGH

GF-GA

GF-GA

AT BUFFALO

GF-GA

AT PITTSBURGH

YEAR

YEAR	W-L-T	GF-GA	W-L-T	GF-GA	TOTAL	W-L-T	GF-GA
1970-71	0-2-1	9-12	0-3-3	10-10	19-22	0-2-4	19-22
1971-72	0-1-2	9-10	1-1-1	5-4	14-14	1-2-3	14-14
1972-73	0-0-2	7-7	0-3-0	2-7	9-14	0-3-2	9-14
1973-74	3-0-0	14-6	0-2-0	3-9	17-15	3-2-0	17-15
TOTAL	3-3-5	39-35	1-6-4	20-30	59-65	4-9-9	59-65

SCORING SUMMARIES

1973-74	GP	W	L	T	PTS	GF	GA	PPG	SHG	PEN	PIM
PITTSBURGH	5	4	1	0	8	30	12	3	3	23	46
CALIFORNIA	5	1	4	0	2	12	30	4	0	22	44

AT PITTSBURGH

Oct. 20 Pgh. 5 (c) Calif. 3 (e)
 Dec. 12 Pgh. 9 (c) Calif. 1 (h)
 Feb. 16 Pgh. 7 (a) Calif. 3 (f)

(a) Brown in goal
 (b) Inness in goal
 (c) Rutherford in goal
 (d) Herron in goal

PITTSBURGH VS CALIFORNIA

AT CALIFORNIA

Dec. 7 Calif. 4 (g) Pgh. 3 (d)
 Mar. 15 Pgh. 6 (b) Calif. 1 (f)

(e) Edwards in goal
 (f) Meloche in goal
 (g) Champoux replaced Tucker 40:00
 (h) Tucker replaced Champoux 42:40

GOALS BY PERIODS

	1st	2nd	3rd	Total	1st	2nd	3rd	Total
PITTSBURGH	11	12	7	30	65	45	76	186
CALIFORNIA	4	5	3	12	32	33	46	111

SHOTS BY PERIODS

PITTSBURGH

PLAYER	GP	G	A	PTS	PIM
Apps	5	3	9	12	0
Schock	5	3	5	8	2
Pronovost	5	4	2	6	0
MacDonald	5	4	1	5	0
Lalonde	5	3	2	5	0
McDonough	3	2	3	5	0
Snell	3	1	4	5	2
Bianchin	4	2	1	3	2
Lukowich	4	2	1	3	6
DeMarco	2	1	2	3	0
Lagace	3	1	2	3	2
Burrows	5	1	2	3	2
Durbano	2	1	1	2	0
Kelly	2	1	1	2	8
McManama	3	1	1	2	0
Bignell	2	0	2	2	0
Beverley	3	0	2	2	0
Hexhall	3	0	2	2	2
Polis	3	0	2	2	2
Stoughton	3	0	2	2	2
Watson	3	0	2	2	8
Lynch	1	0	1	1	2
Paradise	2	0	1	1	0
Brown	1	0	0	0	0
Herron	1	0	0	0	0
Inness	1	0	0	0	0
Nowak	1	0	0	0	0
Wiley	1	0	0	0	0
Arnason	2	0	0	0	0
Rutherford	2	0	0	0	0
Stackhouse	2	0	0	0	4
Jones	3	0	0	0	2
TOTAL	5	30	51	81	23-46

GOALIES	GP	MP	GA	SO	AVG
Inness (1-0-0)	1	60	1	0	1.00
Rutherford (2-0-0)	2	120	4	0	2.00
Brown (1-0-0)	1	60	3	0	3.00
Herron (0-1-0)	1	60	4	0	4.00
TOTAL	5	300	12	0	2.40

CALIFORNIA

PLAYER	GP	G	A	PTS	PIM
J. Johnston	5	3	3	6	6
Boldirev	5	0	4	4	0
Graves	5	3	0	3	0
McKechnie	4	1	2	3	2
McAneeley	4	0	3	3	8
M. Johnston	3	1	1	2	2
Leach	5	1	1	2	2
Croteau	5	0	2	2	2
Bradley	1	1	0	1	0
Stewart	3	1	0	1	10
Mott	5	1	0	1	2
Meeke	2	0	1	1	0
Murray	3	0	1	1	2
Patrick	3	0	1	1	0
McKay	5	0	1	1	2
LaFramboise	5	0	1	1	0
Edwards	1	0	0	0	0
Huston	1	0	0	0	0
Monahan	1	0	0	0	0
Shakes	1	0	0	0	4
Cummins	2	0	0	0	2
Champoux	2	0	0	0	0
Meloche	2	0	0	0	0
Tucker	2	0	0	0	0
Kessell	3	0	0	0	0
Weir	4	0	0	0	0
Gilbertson	5	0	0	0	0
TOTAL	5	12	21	33	22-44

GOALIES	GP	MP	GA	SO	AVG
Tucker (0-0-0)	2	57	4	0	4.21
Edwards (0-1-0)	1	60	5	0	5.00
Meloche (0-2-0)	2	120	13	0	6.50
Champoux (1-1-0)	2	63	8	0	7.62
TOTAL	5	300	30	0	6.00

PITTSBURGH VS CALIFORNIA

AT PITTSBURGH

DATE	RESULT	WINNING GOAL	AT CALIFORNIA	DATE	RESULT	WINNING GOAL
Oct. 25, 1967	Pgh. 4-1	Fonteyne	Nov. 4, 1967	Pgh. 1-0	Dea	
Nov. 29, 1967	Pgh. 6-1	Ubrriaco	Nov. 25, 1967	Tie 2-2	*****	
Dec. 27, 1967	Tie 0-0	*****	Jan. 17, 1968	Tie 1-1	*****	
Feb. 24, 1968	Cal. 3-1	Ehman	Feb. 7, 1968	Pgh. 4-1	Ubrriaco (2)	
Mar. 2, 1968	Tie 6-6	*****	Mar. 27, 1968	Pgh. 7-4	Hicks	
Nov. 21, 1968	Pgh. 3-1	Boivin	Nov. 3, 1968	Pgh. 3-1	Ubrriaco (3)	
Dec. 28, 1968	Cal. 4-3	Laughton	*****	*****	*****	
Jan. 11, 1969	Cal. 4-2	Szura	Dec. 1, 1968	Tie 4-4	Laughton (2)	
Feb. 15, 1969	Tie 4-4	*****	Jan. 19, 1969	Cal. 6-3	Ferguson	
Oct. 11, 1969	Tie 2-2	*****	Mar. 16, 1969	Cal. 7-2	Laughton (3)	
Nov. 29, 1969	Pgh. 5-3	McCreary	Oct. 21, 1969	Cal. 4-3	Laughton (3)	
Jan. 21, 1970	Tie 3-3	*****	Dec. 12, 1969	Cal. 4-1	Jarrett	
Feb. 28, 1970	Pgh. 3-2	Hexhall	Feb. 21, 1970	Cal. 6-3	Roberts	
Nov. 14, 1970	Pgh. 6-1	Polis	Mar. 11, 1970	Tie 2-2	*****	
Feb. 3, 1971	Pgh. 6-1	Pronovost	Oct. 23, 1970	Pgh. 3-1	Schock	
Mar. 7, 1971	Tie 3-3	*****	Jan. 20, 1971	Pgh. 4-2	Hexhall (2)	
Oct. 27, 1971	Cal. 6-4	Sheehan	Mar. 17, 1971	Cal. 5-2	Ehman (2)	
Dec. 8, 1971	Tie 1-1	*****	Oct. 17, 1971	Pgh. 4-2	Leiter	
Mar. 29, 1972	Pgh. 5-4	Pronovost (2)	Nov. 3, 1971	Cal. 5-3	J. Johnston	
Oct. 14, 1972	Pgh. 5-2	Harbaruk	Mar. 19, 1972	Tie 3-3	*****	
Mar. 3, 1973	Cal. 2-1	Leach	Oct. 27, 1972	Cal. 6-3	Graves	
Mar. 21, 1973	Pgh. 5-2	Schock (2)	Dec. 6, 1972	Tie 4-4	*****	
Oct. 20, 1973	Pgh. 5-3	Schock (3)	Mar. 6, 1973	Tie 5-5	*****	
Dec. 12, 1973	Pgh. 9-1	Lalonde	Dec. 7, 1973	Cal. 4-3	Leach (2)	
Feb. 16, 1974	Pgh. 7-3	Apps	Mar. 15, 1974	Pgh. 6-1	Bianchin	
YEAR	AT PITTSBURGH	GF-GA	AT CALIFORNIA	GF-GA	TOTAL	GF-GA
1967-68	W-L-T	17-11	W-L-T	15-8	TOTAL	32-19
1968-69	2-1-2	12-13	3-0-2	18-18	W-L-T	5-1-4
1969-70	1-2-1	13-10	0-3-1	9-16	W-L-T	2-4-2
1970-71	2-0-1	15-5	2-0-1	9-8	W-L-T	2-3-3
1971-72	1-1-1	10-11	1-1-1	10-10	W-L-T	4-0-2
1972-73	2-1-0	11-6	0-1-2	12-15	W-L-T	2-2-2
1973-74	3-0-0	21-7	1-1-0	9-5	W-L-T	4-1-0
TOTAL	13-5-7	99-63	8-9-7	76-80	TOTAL	175-143

SCORING SUMMARIES

PITTSBURGH VS CHICAGO

1973-74	GP	W	L	T	PTS	GF	GA	PPG	SHG	PEN	PIM
PITTSBURGH	6	1	5	0	2	12	20	1	0	20	43
CHICAGO	6	5	1	0	10	20	12	3	0	16	35

AT PITTSBURGH

Nov. 17	Chi. 4 (e)	Pgh. 1 (c)
Dec. 29	Chi. 4 (e)	Pgh. 2 (c)
Feb. 2	Chi. 3 (e)	Pgh. 1 (b)

AT CHICAGO

Dec. 2	Chi. 2 (e)	Pgh. 1 (a)
Feb. 10	Chi. 5 (e)	Pgh. 3 (b)
Feb. 24	Pgh. 4 (a)	Chi. 2 (e)

- (a) Brown in goal
- (b) Inness in goal
- (c) Rutherford in goal

- (e) Esposito in goal

GOALS BY PERIODS

	1st	2nd	3rd	Total
PITTSBURGH	4	2	6	12
CHICAGO	5	4	11	20

SHOTS BY PERIODS

	1st	2nd	3rd	Total
PITTSBURGH	63	41	55	159
CHICAGO	49	48	49	146

PITTSBURGH

PLAYER	GP	G	A	PTS	PIM
MacDonald	6	3	2	5	0
DeMarco	3	2	1	3	0
Stoughton	2	1	1	2	2
Snell	5	1	1	2	0
Apps	6	1	1	2	0
McDonough	3	0	2	2	0
Schock	6	0	2	2	0
Arnason	3	1	0	1	0
Kelly	3	1	0	1	4
Polis	3	1	0	1	4
Lalonde	6	1	0	1	4
Labre	2	0	1	1	0
Lagace	2	0	1	1	2
McManama	2	0	1	1	0
Hextall	3	0	1	1	4
Lukowich	4	0	1	1	0
Bianchin	6	0	1	1	2
Pronovost	6	0	1	1	2
Lynch	1	0	0	0	0
Nowak	1	0	0	0	0
Bignell	2	0	0	0	0
Brown	2	0	0	0	4
Durbano	2	0	0	0	0
Inness	2	0	0	0	0
Jones	2	0	0	0	0
Rutherford	2	0	0	0	0
Wiley	2	0	0	0	0
Paradise	3	0	0	0	5
Stackhouse	3	0	0	0	2
Watson	3	0	0	0	2
Burrows	4	0	0	0	6
Beverley	5	0	0	0	0
TOTAL	6	12	17	29	20-43

GOALIES	GP	MP	GA	SO	AVG
Brown (1-1-0)	2	120	4	0	2.00
Rutherford (0-2-0)	2	120	7(1)	0	3.50
Inness (0-2-0)	2	120	8	0	4.00
TOTAL	6	360	20	0	3.33

CHICAGO

PLAYER	GP	G	A	PTS	PIM
Mikita	5	4	4	8	2
Redmond	6	3	3	6	4
Koroll	6	1	5	6	0
Hull	6	2	3	5	0
White	5	2	1	3	2
Marks	6	2	1	3	0
Pappin	6	2	1	3	0
Maki	5	0	3	3	0
Russell	6	0	3	3	8
Jarrett	6	1	1	2	2
Kryskow	6	0	2	2	6
Powis	4	1	0	1	0
Martin	6	1	0	1	0
Rota	6	1	0	1	5
Bordeleau	5	0	1	1	0
Magnuson	5	0	1	1	4
Tallon	5	0	1	1	2
Frig	5	0	0	0	0
Esposito	6	0	0	0	0
TOTAL	6	20	30	50	16-35

GOALIES	GP	MP	GA	SO	AVG
Esposito (5-1-0)	6	360	11(1)	0	1.83
TOTAL	6	360	12	0	2.00

PITTSBURGH VS CHICAGO

AT PITTSBURGH		AT CHICAGO	
DATE	RESULT	DATE	RESULT
Oct. 21, 1967	Pgh. 4-2	Dec. 6, 1967	Chi. 7-2
Dec. 16, 1967	Tie 1-1	Mar. 13, 1968	Chi. 4-3
Oct. 23, 1968	Chi. 8-5	Nov. 13, 1968	Chi. 6-5
Nov. 14, 1968	Chi. 6-4	Nov. 28, 1968	Pgh. 3-2
Feb. 27, 1969	Pgh. 4-3	Dec. 22, 1968	Chi. 3-1
Nov. 8, 1969	Chi. 4-1	Nov. 23, 1969	Chi. 3-2
Dec. 27, 1969	Chi. 3-0	Jan. 14, 1970	Chi. 5-0
Mar. 21, 1970	Chi. 5-3	Feb. 11, 1970	Chi. 7-1
Oct. 31, 1970	Chi. 5-2	Dec. 20, 1970	Chi. 2-1
Jan. 30, 1971	Pgh. 3-1	Jan. 28, 1971	Chi. 4-1
Feb. 13, 1971	Pgh. 5-4	Feb. 7, 1971	Chi. 1-0
Oct. 23, 1971	Chi. 5-2	Nov. 7, 1971	Chi. 4-1
Jan. 8, 1972	Chi. 4-0	Nov. 21, 1971	Chi. 7-3
Jan. 29, 1972	Chi. 4-2	Jan. 5, 1972	Tie 3-3
Dec. 2, 1972	Pgh. 3-2	Dec. 3, 1972	Chi. 4-2
Feb. 24, 1973	Pgh. 2-0	Jan. 3, 1973	Pgh. 5-3
Nov. 17, 1973	Chi. 4-1	Jan. 21, 1973	Chi. 9-3
Dec. 29, 1973	Chi. 4-2	Dec. 2, 1973	Chi. 2-1
Feb. 2, 1974	Chi. 3-1	Feb. 10, 1974	Chi. 5-3
		Feb. 24, 1974	Pgh. 4-2

YEAR	AT PITTSBURGH	AT CHICAGO	TOTAL
	W-L-T	W-L-T	W-L-T
1967-68	1-0-1	0-2-0	1-2-1
1968-69	1-2-0	1-2-0	2-4-0
1969-70	0-3-0	0-3-0	0-6-0
1970-71	2-1-0	0-3-0	2-4-0
1971-72	0-3-0	0-2-1	0-5-1
1972-73	2-0-0	1-2-0	3-2-0
1973-74	0-3-0	1-2-0	1-5-0
TOTAL	6-12-1	3-16-1	9-28-2

SCORING SUMMARIES

PITTSBURGH VS DETROIT

1973-74	GP	W	L	T	PTS	GF	GA	PPG	SHG	PEN	PIM
PITTSBURGH	5	2	2	1	5	20	13	2	1	26	85
DETROIT	5	2	2	1	5	13	20	3	0	21	67

AT PITTSBURGH

Dec. 15 Det. 2 (e) Pgh. 0 (c)
 Feb. 13 Pgh. 5 (b) Det. 3 (e)
 Mar. 24 Pgh. 8 (a) Det. 0 (e)

AT DETROIT

Dec. 26 Pgh. 2 (c) Det. 2 (f)
 Jan. 27 Det. 6 (g) Pgh. 5 (a)

(a) Brown in goal
 (b) Inness in goal
 (c) Rutherford in goal

(e) Grant in goal
 (f) McKenzie in goal
 (g) Rutherford in goal

GOALS BY PERIODS

	1st	2nd	3rd	Total
PITTSBURGH	6	6	8	20
DETROIT	3	7	3	13

SHOTS BY PERIODS

	1st	2nd	3rd	Total
PITTSBURGH	54	62	70	186
DETROIT	51	37	40	128

PITTSBURGH

PLAYER	GP	G	A	PTS	PIM
Schock	5	1	5	6	0
Kelly	3	4	1	5	21
Arnason	3	3	2	5	0
Pronovost	5	3	2	5	0
Apps	5	1	4	5	14
MacDonald	5	2	2	4	0
McManama	3	1	3	4	0
Stackhouse	3	1	3	4	2
Lukowich	4	2	0	2	0
Paradise	3	1	1	2	2
Burrows	5	1	1	2	0
McDonough	2	0	2	2	0
DeMarco	3	0	2	2	0
Bianchin	5	0	2	2	16
Lalonde	5	0	2	2	0
Stoughton	2	0	1	1	0
Polis	2	0	1	1	0
Durbano	3	0	1	1	7
Beverley	4	0	1	1	0
Inness	1	0	0	0	0
Labre	1	0	0	0	0
Bignell	2	0	0	0	0
Brown	2	0	0	0	4
Hextall	2	0	0	0	2
Lagace	2	0	0	0	4
Rutherford	2	0	0	0	2
Watson	2	0	0	0	7
Wiley	2	0	0	0	0
Snell	3	0	0	0	2
Bench					2
TOTAL	5	20	36	56	26-85

DETROIT

PLAYER	GP	G	A	PTS	PIM
Dionne	4	3	2	5	0
Redmond	5	4	0	4	0
Libett	5	1	3	4	4
Jarry	4	0	3	3	2
Charron	5	0	3	3	0
Hughes	5	0	3	3	5
Berenson	4	1	1	2	4
Collins	4	1	1	2	2
Hogaboam	5	1	1	2	2
Roberts	5	1	1	2	10
McLeod	2	1	0	1	0
Lynch	3	0	1	1	0
Johnston	4	0	1	1	2
Evans	1	0	0	0	0
Gruen	1	0	0	0	0
Hamel	1	0	0	0	6
McKenzie	1	0	0	0	0
Mellor	1	0	0	0	0
Rutherford	1	0	0	0	0
Stewart	1	0	0	0	0
Watson	1	0	0	0	7
Bailey	2	0	0	0	0
Bergman	2	0	0	0	0
Stackhouse	2	0	0	0	4
Grant	3	0	0	0	0
Debenedet	4	0	0	0	0
Harris	4	0	0	0	17
Boucha	5	0	0	0	2
TOTAL	5	13	20	33	21-67

GOALIES

	GP	MP	GA	SO	AVG
Rutherford (0-1-1)	2	120	4	0	2.00
Brown (1-1-0)	2	120	6	1	3.00
Inness (1-0-0)	1	60	3	0	3.00
TOTAL	5	300	13	1	2.60

GOALIES

	GP	MP	GA	SO	AVG
McKenzie (0-0-1)	1	60	2	0	2.00
Grant (1-2-0)	3	180	13	1	4.33
Rutherford (1-0-0)	1	60	5	0	5.00
TOTAL	5	300	20	1	4.00

PITTSBURGH VS DETROIT

AT PITTSBURGH		AT DETROIT	
DATE	RESULT	DATE	RESULT
Dec. 30, 1967	Det. 5-2	Nov. 9, 1967	Det. 5-1
Jan. 20, 1968	Pgh. 8-5	Dec. 3, 1967	Det. 6-1
Dec. 4, 1968	Det. 7-2	Jan. 5, 1969	Det. 2-1
Dec. 25, 1968	Pgh. 6-3	Jan. 16, 1969	Det. 3-2
Feb. 22, 1969	Pgh. 3-2	Feb. 20, 1969	Det. 3-0
Nov. 5, 1969	Det. 4-2	Nov. 2, 1969	Det. 4-3
Dec. 3, 1969	Pgh. 2-1	Feb. 15, 1970	Pgh. 4-2
Jan. 10, 1970	Det. 5-3	Mar. 5, 1970	Det. 5-3
Nov. 21, 1970	Pgh. 6-1	Nov. 8, 1970	Tie 3-3
Dec. 19, 1970	Pgh. 9-1	Jan. 14, 1971	Tie 2-2
Mar. 24, 1971	Pgh. 8-2	Feb. 28, 1971	Det. 4-2
Dec. 1, 1971	Pgh. 4-2	Oct. 31, 1971	Det. 3-1
Feb. 19, 1972	Det. 6-2	Jan. 9, 1972	Det. 4-2
Mar. 2, 1972	Pgh. 7-4	Mar. 5, 1972	Det. 6-3
Dec. 30, 1972	Tie 2-2	Nov. 5, 1972	Tie 1-1
Jan. 10, 1973	Det. 2-1	Dec. 26, 1972	Tie 1-1
		Jan. 14, 1973	Det. 3-2
		Dec. 26, 1973	Tie 2-2
		Jan. 27, 1974	Det. 6-5

AT PITTSBURGH	AT DETROIT
DATE	DATE
Dec. 30, 1967	Nov. 9, 1967
Jan. 20, 1968	Dec. 3, 1967
Dec. 4, 1968	Jan. 5, 1969
Dec. 25, 1968	Jan. 16, 1969
Feb. 22, 1969	Feb. 20, 1969
Nov. 5, 1969	Nov. 2, 1969
Dec. 3, 1969	Feb. 15, 1970
Jan. 10, 1970	Mar. 5, 1970
Nov. 21, 1970	Nov. 8, 1970
Dec. 19, 1970	Jan. 14, 1971
Mar. 24, 1971	Feb. 28, 1971
Dec. 1, 1971	Oct. 31, 1971
Feb. 19, 1972	Jan. 9, 1972
Mar. 2, 1972	Mar. 5, 1972
Dec. 30, 1972	Nov. 5, 1972
Jan. 10, 1973	Dec. 26, 1972
	Jan. 14, 1973
	Dec. 26, 1973
	Jan. 27, 1974

AT PITTSBURGH	AT DETROIT
W-L-T	W-L-T
1-1-0	0-2-0
2-1-0	0-3-0
1-2-0	1-2-0
3-0-0	0-1-2
2-1-0	0-3-0
0-1-1	0-1-2
2-1-0	0-1-1
11-7-1	1-13-5

AT PITTSBURGH	AT DETROIT
GF-GA	GF-GA
10-10	2-11
11-12	3-8
7-10	10-11
23-4	7-9
13-12	6-13
3-4	4-5
13-5	7-8
80-57	39-65

AT PITTSBURGH	AT DETROIT
WINNING GOAL	WINNING GOAL
Roberts	Smith
Dea	Howe
Libett	Howe (2)
McCreary	Stemkowski
Speer	Popiel
MacGregor	Howe (3)
Briere	Schinkel
Libett (2)	Unger
Pronovost	*****
Rupp	*****
McCreary (2)	Charron
Leiter	Berenson
Delvecchio	Redmond
Edestrand	Karlander
*****	*****
Collins	Ecclestone
Roberts (2)	*****
Arnason	Redmond (2)
Kelly	

SCORING SUMMARIES

PITTSBURGH VS LOS ANGELES

1973-74	GP	W	L	T	PTS	GF	GA	PPG	SHG	PEN	PIM
PITTSBURGH	5	1	4	0	2	6	14	1	0	26	72
LOS ANGELES	5	4	1	0	8	14	6	2	0	28	65

AT PITTSBURGH

Jan. 16	L.A. 2 (e)	Pgh. 0 (a)
Jan. 26	L.A. 2 (e)	Pgh. 0 (b)
Feb. 27	Pgh. 4 (b)	L.A. 1 (e)

(a) Brown in goal
(b) Inness in goal

AT LOS ANGELES

Dec. 5	L.A. 4 (f)	Pgh. 1 (a)
Mar. 13	L.A. 5 (e)	Pgh. 1 (a)

(e) Vachon in goal
(f) Edwards in goal

GOALS BY PERIODS

	1st	2nd	3rd	Total
PITTSBURGH	2	4	0	6
LOS ANGELES	7	3	4	14

SHOTS BY PERIODS

	1st	2nd	3rd	Total
PITTSBURGH	54	49	46	149
LOS ANGELES	46	51	40	137

PITTSBURGH

PLAYER	GP	G	A	PTS	PIM
MacDonald	5	2	0	2	0
Stoughton	2	0	2	2	2
Durbano	3	0	2	2	2
Apps	5	0	2	2	7
McDonough	1	1	0	1	2
McManama	2	1	0	1	0
Pronovost	5	1	0	1	2
Schock	5	1	0	1	2
Jones	1	0	1	1	0
Kelly	3	0	1	1	2
Bianchin	5	0	1	1	0
Bignell	1	0	0	0	0
Hextall	1	0	0	0	0
Labre	1	0	0	0	0
Inness	2	0	0	0	0
Lagace	2	0	0	0	7
Polis	2	0	0	0	0
Snell	2	0	0	0	0
Watson	2	0	0	0	24
Wiley	2	0	0	0	0
Brown, A.	3	0	0	0	0
DeMarco	3	0	0	0	0
Stackhouse	3	0	0	0	6
Arnason	4	0	0	0	0
Lalonde	4	0	0	0	2
Paradise	4	0	0	0	8
Beverley	5	0	0	0	0
Burrows	5	0	0	0	4
Lukowich	5	0	0	0	2
TOTAL	5	6	9	15	26-72

LOS ANGELES

PLAYER	GP	G	A	PTS	PIM
Nevin	5	2	2	4	0
Goring	4	2	1	3	0
Corrigan	5	1	2	3	2
Kozak	5	1	2	3	2
St. Marseille	5	0	3	3	6
Hoene	3	1	1	2	2
Maloney	4	1	1	2	9
Murdoch	4	1	1	2	4
Widing	4	1	1	2	0
Long	5	1	1	2	6
Berry	5	0	2	2	5
Williams	3	1	0	1	2
Lesuk	4	1	0	1	0
Murphy	4	1	0	1	9
Carr	2	0	1	1	2
Venasky	2	0	1	1	0
Kannegiesser	5	0	1	1	10
Edwards	1	0	0	0	0
Peters	1	0	0	0	0
Brown, L.	2	0	0	0	0
Vachon	4	0	0	0	2
Rota	3	0	0	0	0
Harper	5	0	0	0	2
Komadoski	5	0	0	0	2
TOTAL	5	14	20	34	28-65

GOALIES

	GP	MP	GA	SO	AVG	GOALIES	GP	MP	GA	SO	AVG
Inness (1-1-0)	2	120	2(1)	0	1.00	Edwards (1-0-0)	1	60	1	0	1.00
Brown (0-3-0)	3	180	11	0	3.67	Vachon (3-1-0)	4	240	5	2	1.25
TOTAL	5	300	14	0	2.80	TOTAL	5	300	6	2	1.20

PITTSBURGH VS LOS ANGELES

AT PITTSBURGH		AT LOS ANGELES		AT LOS ANGELES		AT LOS ANGELES	
DATE	RESULT	DATE	RESULT	DATE	RESULT	DATE	RESULT
Oct. 28, 1967	L.A. 5-3	Nov. 24, 1967	L.A. 5-3	Nov. 2, 1968	L.A. 3-2	Nov. 2, 1968	L.A. 3-2
Dec. 25, 1967	Pgh. 4-3	Dec. 21, 1967	L.A. 4-1	Nov. 30, 1968	Pgh. 4-2	Nov. 30, 1968	Pgh. 4-2
Jan. 4, 1968	Pgh. 4-3	Jan. 18, 1968	L.A. 3-2	Jan. 18, 1969	L.A. 4-0	Jan. 18, 1969	L.A. 4-0
Jan. 27, 1968	L.A. 5-3	Feb. 8, 1968	L.A. 3-1	Mar. 15, 1969	L.A. 3-1	Mar. 15, 1969	L.A. 3-1
Mar. 9, 1968	Pgh. 3-1	Mar. 26, 1968	Pgh. 2-1	Oct. 22, 1969	L.A. 2-0	Oct. 22, 1969	L.A. 2-0
Nov. 23, 1968	Tie 2-2	****	****	Dec. 10, 1969	Pgh. 2-0	Dec. 10, 1969	Pgh. 2-0
Dec. 14, 1968	L.A. 2-1	H. Hughes	H. Hughes	Feb. 19, 1970	Pgh. 6-1	Feb. 19, 1970	Pgh. 6-1
Feb. 8, 1969	L.A. 4-2	H. Hughes (2)	H. Hughes (2)	Mar. 12, 1970	L.A. 4-1	Mar. 12, 1970	L.A. 4-1
Mar. 26, 1969	Pgh. 8-4	Snell	Snell	Oct. 21, 1970	L.A. 4-2	Oct. 21, 1970	L.A. 4-2
Nov. 15, 1969	Pgh. 3-1	Pronovost	Pronovost	Jan. 21, 1971	L.A. 4-2	Jan. 21, 1971	L.A. 4-2
Jan. 24, 1970	Pgh. 4-2	Harbaruk	Harbaruk	Mar. 20, 1971	L.A. 8-4	Mar. 20, 1971	L.A. 8-4
Feb. 7, 1970	Pgh. 3-1	Hextall	Hextall	Oct. 13, 1971	Pgh. 4-1	Oct. 13, 1971	Pgh. 4-1
Feb. 26, 1970	Pgh. 1-0	Schinkel	Schinkel	Feb. 5, 1972	L.A. 8-1	Feb. 5, 1972	L.A. 8-1
Oct. 28, 1970	Pgh. 5-3	Polis	Polis	Mar. 18, 1972	Tie 4-4	Mar. 18, 1972	Tie 4-4
Nov. 10, 1970	L.A. 5-1	Pulford	Pulford	Oct. 28, 1972	L.A. 5-2	Oct. 28, 1972	L.A. 5-2
Jan. 13, 1971	Pgh. 4-2	Bathgate (3)	Bathgate (3)	Dec. 9, 1972	L.A. 3-1	Dec. 9, 1972	L.A. 3-1
Oct. 20, 1971	Pgh. 8-1	Robert (2)	Robert (2)	Mar. 14, 1973	Pgh. 3-2	Mar. 14, 1973	Pgh. 3-2
Nov. 13, 1971	Pgh. 6-4	Schinkel (2)	Schinkel (2)	Dec. 5, 1973	L.A. 4-1	Dec. 5, 1973	L.A. 4-1
Feb. 10, 1972	Pgh. 6-1	Cardwell	Cardwell	Mar. 13, 1974	L.A. 5-1	Mar. 13, 1974	L.A. 5-1
Oct. 7, 1972	Pgh. 4-2	Schinkel (3)	Schinkel (3)				
Jan. 13, 1973	Pgh. 3-1	Rupp	Rupp				
Jan. 31, 1973	Pgh. 4-1	Pronovost (3)	Pronovost (3)				
Jan. 16, 1974	L.A. 2-0	Hoene	Hoene				
Jan. 26, 1974	L.A. 2-0	Corrigan (3)	Corrigan (3)				
Feb. 27, 1974	Pgh. 4-1	McManama	McManama				
YEAR	AT PITTSBURGH	AT LOS ANGELES	AT LOS ANGELES	AT LOS ANGELES	AT LOS ANGELES	AT LOS ANGELES	AT LOS ANGELES
1967-68	W-L-T	W-L-T	W-L-T	W-L-T	W-L-T	W-L-T	W-L-T
1968-69	3-2-0	17-17	1-4-0	4-6-0	4-6-0	4-6-0	4-6-0
1969-70	1-2-1	13-12	1-3-0	2-5-1	2-5-1	2-5-1	2-5-1
1970-71	4-0-0	11-4	2-2-0	6-2-0	6-2-0	6-2-0	6-2-0
1971-72	2-1-0	10-10	0-3-0	2-4-0	2-4-0	2-4-0	2-4-0
1972-73	3-0-0	20-6	1-1-1	4-1-1	4-1-1	4-1-1	4-1-1
1973-74	3-0-0	11-4	1-2-0	4-2-0	4-2-0	4-2-0	4-2-0
TOTAL	17-7-1	86-58	0-2-0	23-24-2	23-24-2	23-24-2	23-24-2
				GF-GA	GF-GA	GF-GA	GF-GA
				9-16	9-16	9-16	9-16
				7-12	7-12	7-12	7-12
				20-24	20-24	20-24	20-24
				20-11	20-11	20-11	20-11
				18-26	18-26	18-26	18-26
				29-19	29-19	29-19	29-19
				17-14	17-14	17-14	17-14
				6-14	6-14	6-14	6-14
				50-83	50-83	50-83	50-83

SCORING SUMMARIES

1973-74	GP	W	L	T	PTS	GF	GA	PPG	SHG	PEN	PIM
PITTSBURGH	5	2	2	1	5	17	20	4	1	14	31
MINNESOTA	5	2	2	1	5	20	17	3	0	23	49

AT PITTSBURGH

Nov. 13 Pgh. 5 (c) Min. 2 (e)
 Mar. 27 Pgh. 3 (a) Min. 3 (g)

- (a) Brown in goal
- (b) Inness in goal
- (c) Rutherford in goal
- (d) Herron in goal

GOALS BY PERIODS

	1st	2nd	3rd	Total
PITTSBURGH	6	6	5	17
MINNESOTA	6	9	5	20

PITTSBURGH

PLAYER	GP	G	A	PTS	PIM
MacDonald	5	8	1	9	0
Apps	5	1	6	7	4
Polis	3	2	4	6	0
McDonough	3	1	4	5	0
Pronovost	5	3	1	4	0
Hextall, B.	3	1	1	2	2
Lynch	2	0	2	2	2
Beverley	4	0	2	2	0
Schock	5	0	2	2	2
Bianchin	4	1	0	1	2
Durbano	2	0	1	1	0
Snell	2	0	1	1	0
Stackhouse	2	0	1	1	2
Burrows	5	0	1	1	2
Bignell	1	0	0	0	0
Herron	1	0	0	0	0
Inness	1	0	0	0	0
Labre	1	0	0	0	0
Nowak	1	0	0	0	0
Wiley	1	0	0	0	0
Arnason	2	0	0	0	0
Brown	2	0	0	0	2
DeMarco	2	0	0	0	0
Jones	2	0	0	0	0
Kelly	2	0	0	0	7
Paradise	2	0	0	0	2
Rutherford	2	0	0	0	0
Lukowich	3	0	0	0	0
Stoughton	3	0	0	0	0
Watson	3	0	0	0	0
McManama	4	0	0	0	2
Lalonde	5	0	0	0	2
TOTAL	5	17	27	44	14-31

GOALIES	GP	MP	GA	SO	AVG
Herron (1-0-0)	1	60	2	0	2.00
Rutherford (1-0-0)	2	72	3	0	2.50
Inness (0-1-0)	1	60	5	0	5.00
Brown (0-1-1)	2	108	10	0	5.56
TOTAL	5	300	20	0	4.00

PITTSBURGH VS MINNESOTA

AT MINNESOTA

Oct. 17 Pgh. 4 (d) Min. 2 (e)
 Jan. 2 Min. 8 (f) Pgh. 4 (h)
 Mar. 23 Min. 5 (g) Pgh. 1 (b)

- (e) Maniago in goal
- (f) Rivard in goal
- (g) Worsley in goal
- (h) Rutherford replaced Brown 48:01

SHOTS BY PERIODS

	1st	2nd	3rd	Total
PITTSBURGH	58	62	60	180
MINNESOTA	58	57	60	175

MINNESOTA

PLAYER	GP	G	A	PTS	PIM
Hextall, D.	5	2	7	9	19
Grant	5	2	4	6	0
Parise	5	2	4	6	2
Oliver	5	2	3	5	2
Goldsworthy	4	4	0	4	4
Drouin	4	2	2	4	2
Gibbs	5	1	3	4	6
Stanfield	5	1	3	4	0
Harvey	5	2	1	3	2
Bergman	4	1	2	3	4
Rogers	1	1	1	2	0
Featherstone	2	0	2	2	0
O'Brien	5	0	2	2	2
Reid	5	0	2	2	2
Langlais	2	0	1	1	0
Nanne	5	0	1	1	2
Dunlop	1	0	0	0	0
Harris	1	0	0	0	0
Norrish	1	0	0	0	0
Rivard	1	0	0	0	0
Barrett	2	0	0	0	0
Gambucci	2	0	0	0	0
Maniago	2	0	0	0	0
Prentice	2	0	0	0	0
Worsley	2	0	0	0	0
Bench					2
TOTAL	5	20	38	58	23-49

GOALIES	GP	MP	GA	SO	AVG
Worsley (1-0-1)	2	120	4	0	2.00
Rivard (1-0-0)	1	60	4	0	4.00
Maniago (0-2-0)	2	120	9	0	4.50
TOTAL	5	300	17	0	3.40

PITTSBURGH VS MINNESOTA

AT PITTSBURGH		AT MINNESOTA	
DATE	RESULT	DATE	RESULT
Oct. 18, 1967	Tie 3-3	Nov. 1, 1967	Pgh. 4-1
Dec. 10, 1967	Min. 7-4	Dec. 9, 1967	Pgh. 3-2
Dec. 23, 1967	Pgh. 4-0	Jan. 21, 1968	Min. 4-3
Feb. 14, 1968	Pgh. 6-3	Mar. 7, 1968	Tie 2-2
Mar. 24, 1968	Tie 4-4	Mar. 23, 1968	Min. 3-0
Dec. 21, 1968	Min. 3-1	Dec. 11, 1968	Pgh. 4-2
Jan. 9, 1969	Pgh. 7-2	Jan. 15, 1969	Pgh. 3-1
Jan. 23, 1969	Min. 3-1	Feb. 9, 1969	Min. 3-1
Mar. 23, 1969	Pgh. 5-0	Mar. 25, 1969	Pgh. 3-1
Nov. 1, 1969	Pgh. 6-3	Oct. 25, 1969	Pgh. 4-1
Feb. 8, 1970	Pgh. 6-3	Nov. 26, 1969	Tie 4-4
Mar. 25, 1970	Pgh. 2-0	Feb. 4, 1970	Pgh. 7-5
Apr. 5, 1970	Min. 5-1	Mar. 14, 1970	Min. 6-3
Dec. 12, 1970	Min. 1-0	Oct. 15, 1970	Min. 4-2
Dec. 31, 1970	Pgh. 4-1	Dec. 9, 1970	Tie 2-2
Mar. 13, 1971	Tie 0-0	Feb. 14, 1971	Min. 5-4
Nov. 16, 1971	Min. 5-1	Oct. 28, 1971	Min. 2-0
Mar. 4, 1972	Pgh. 4-2	Nov. 18, 1971	Min. 4-3
Mar. 25, 1972	Pgh. 3-2	Feb. 20, 1972	Min. 2-0
Nov. 15, 1972	Pgh. 7-1	Feb. 4, 1973	Min. 4-3
Feb. 3, 1973	Pgh. 2-1	Mar. 7, 1973	Min. 10-4
Mar. 4, 1973	Min. 5-2	Oct. 17, 1973	Pgh. 4-2
Nov. 13, 1973	Pgh. 5-2	Jan. 2, 1974	Min. 8-4
Mar. 27, 1974	Tie 3-3	Mar. 23, 1974	Min. 5-1
YEAR	AT PITTSBURGH	AT MINNESOTA	TOTAL
1967-68	W-L-T	W-L-T	W-L-T
	2-1-2	2-2-1	4-3-3
1968-69	2-2-0	3-1-0	5-3-0
1969-70	3-1-0	2-1-1	5-2-1
1970-71	1-1-1	0-2-1	1-3-2
1971-72	2-1-0	0-3-0	2-4-0
1972-73	2-1-0	0-2-0	2-3-0
1973-74	1-0-1	1-2-0	2-2-1
TOTAL	13-7-4	8-13-3	21-20-7
	GF-GA	GF-GA	GF-GA
	21-17	12-12	4-3-3
	14-8	11-7	5-3-0
	15-11	18-16	25-15
	4-2	8-11	33-27
	8-9	3-8	12-13
	11-7	7-14	11-17
	8-5	9-15	2-3-0
	81-59	68-83	17-20

SCORING SUMMARIES

PITTSBURGH VS NEW YORK I.

1973-74	GP	W	L	T	PTS	GF	GA	PPG	SHG	PEN	PIM
PITTSBURGH	5	2	1	2	6	9	8	3	1	28	93
NEW YORK I.	5	1	2	2	4	9	8	0	0	29	90

AT PITTSBURGH

Nov. 7 Pgh. 1 (c) NYI. 1 (e)
 Mar. 20 Pgh. 1 (b) NYI. 1 (e)

AT NEW YORK I.

Feb. 9 Pgh. 3 (b) NYI. 2 (f)
 Mar. 5 Pgh. 2 (a) NYI. 1 (e)
 Apr. 2 NYI. 3 (f) Pgh. 2 (g)

- (a) Brown in goal
- (b) Inness in goal
- (c) Rutherford in goal

- (g) Brown replaced Inness 40:00
- (e) Smith in goal
- (f) Desjardins in goal

GOALS BY PERIODS

	1st	2nd	3rd	Total
PITTSBURGH	3	5	1	9
NEW YORK I.	1	3	4	8

SHOTS BY PERIODS

	1st	2nd	3rd	Total
PITTSBURGH	48	59	36	143
NEW YORK I.	39	35	48	122

PITTSBURGH

PLAYER	GP	G	A	PTS	PIM
Pronovost	5	3	1	4	2
Apps	5	2	2	4	2
MacDonald	5	0	4	4	0
Bianchin	4	2	0	2	0
Stackhouse	4	0	2	2	7
Polis	1	1	0	1	12
Schock	5	1	0	1	2
Labre	1	0	1	1	0
Lynch	1	0	1	1	0
Kelly	3	0	1	1	2
Lalonde	4	0	1	1	0
Paradise	4	0	1	1	0
Hextall	1	0	0	0	0
Jones	1	0	0	0	2
Lagace	1	0	0	0	2
McDonough	1	0	0	0	0
Watson	1	0	0	0	14
Rutherford	1	0	0	0	0
Brown	2	0	0	0	0
Durbano	3	0	0	0	29
Inness	3	0	0	0	0
Snell	3	0	0	0	2
Arnason	4	0	0	0	2
Beverley	4	0	0	0	0
Burrows	4	0	0	0	2
DeMarco	4	0	0	0	0
Lukowich	4	0	0	0	9
Stoughton	4	0	0	0	2
McManama	5	0	0	0	2
TOTAL	5	9	14	23	28-93

NEW YORK I.

PLAYER	GP	G	A	PTS	PIM
Stewart	5	4	1	5	2
Cameron	5	1	2	3	0
Howatt	5	1	1	2	24
Nystrom	5	1	1	2	2
Westfall	3	0	2	2	0
Gagnon	3	1	0	1	2
St. Laurent	1	0	1	1	0
Hart	4	0	1	1	2
Harris	5	0	1	1	7
Hudson	5	0	1	1	0
Potvin, D.	5	0	1	1	13
Lefley	1	0	0	0	0
Cook	2	0	0	0	0
Desjardins	2	0	0	0	0
Nicholson	2	0	0	0	0
Rombough	2	0	0	0	2
Spencer	2	0	0	0	2
Henning	3	0	0	0	2
Hicke	3	0	0	0	0
Lewis	3	0	0	0	0
Miller	3	0	0	0	0
Smith	3	0	0	0	5
MacMillan	4	0	0	0	7
Marshall	4	0	0	0	12
Potvin, J.	5	0	0	0	8
TOTAL	5	8	12	20	29-90

GOALIES

GOALIES	GP	MP	GA	SO	AVG
Rutherford (0-0-1)	1	60	1	0	1.00
Brown (1-1-0)	2	80	2	0	1.50
Inness (1-0-1)	3	160	5	0	1.88
TOTAL	5	300	8	0	1.60

GOALIES

GOALIES	GP	MP	GA	SO	AVG
Smith (0-1-2)	3	180	4	0	1.33
Desjardins (1-1-0)	2	120	5	0	2.50
TOTAL	5	300	9	0	1.80

PITTSBURGH VS NEW YORK ISLANDERS

AT PITTSBURGH	AT NEW YORK	WINNING GOAL	WINNING GOAL
DATE	DATE	RESULT	RESULT
Nov. 25, 1972	Oct. 17, 1972	Tie 2-2	Pgh. 5-0
Dec. 13, 1972	Feb. 20, 1973	Pgh. 9-1	Pgh. 4-0
Feb. 22, 1973	Feb. 9, 1974	Pgh. 2-1	Pgh. 3-2
Nov. 7, 1973	Mar. 5, 1974	Tie 1-1	Pgh. 2-1
Mar. 20, 1974	Apr. 2, 1974	Tie 1-1	NYI 3-2
			Pronovost (2)
			Apps (2)
			Nystrom
			Schinkel
			Pronovost
YEAR	AT PITTSBURGH	GF-GA	TOTAL
1972-73	W-L-T	9-0	W-L-T
1973-74	2-0-0	7-6	4-0-1
TOTAL	0-0-2	16-6	2-1-2
	2-0-3		6-1-3
			GF-GA
			22-4
			9-8
			31-12

SCORING SUMMARIES

PITTSBURGH VS NEW YORK R.

1973-74	GP	W	L	T	PTS	GF	GA	PPG	SHG	PEN	PIM
PITTSBURGH	5	1	4	0	2	12	25	2	0	17	43
NEW YORK R.	5	4	1	0	8	25	12	5	1	19	47

AT PITTSBURGH

Oct. 13 NYR. 8 (f) Pgh. 2 (c)
 Dec. 22 NYR. 4 (e) Pgh. 1 (c)
 Jan. 30 NYR. 4 (e) Pgh. 2 (b)

- (a) Brown in goal
- (b) Inness in goal
- (c) Rutherford in goal

AT NEW YORK R.

Oct. 28 Pgh. 7 (a) NYR. 2 (g)
 Nov. 18 NYR. 7 (e) Pgh. 0 (a)

- (e) Giacomini in goal
- (f) Villemure in goal
- (g) Giacomini replaced Villemure 20:00

GOALS BY PERIODS

	1st	2nd	3rd	Total
PITTSBURGH	5	4	3	12
NEW YORK R.	5	7	13	25

SHOTS BY PERIODS

	1st	2nd	3rd	Total
PITTSBURGH	46	52	43	141
NEW YORK R.	54	66	69	189

PITTSBURGH

PLAYER	GP	G	A	PTS	PIM
McDonough	4	3	2	5	0
Apps	5	1	4	5	0
MacDonald	5	3	1	4	0
Pronovost	5	2	2	4	0
Polis	4	2	1	3	0
Stackhouse	1	0	2	2	2
McManama	3	0	2	2	0
Beverley	4	0	2	2	2
Schock	5	1	0	1	2
Durbano	1	0	1	1	2
Burrows	4	0	1	1	0
Hexhall	4	0	1	1	2
Arnason	1	0	0	0	0
Bignell	1	0	0	0	0
DeMarco	1	0	0	0	0
Edestrand	1	0	0	0	0
Inness	1	0	0	0	0
Kelly	1	0	0	0	0
Labre	1	0	0	0	0
Lukowich	1	0	0	0	0
Paradise	1	0	0	0	0
Stoughton	1	0	0	0	0
Wiley	1	0	0	0	0
Brown	2	0	0	0	0
Lagace	2	0	0	0	2
Nowak	2	0	0	0	4
Rutherford	2	0	0	0	0
Jones	3	0	0	0	5
Lynch	3	0	0	0	9
Watson	3	0	0	0	13
Bianchin	4	0	0	0	0
Lalonde	4	0	0	0	0
Snell	4	0	0	0	0
TOTAL	5	12	19	31	17-43

GOALIES

	GP	MP	GA	SO	AVG
Inness (0-1-0)	1	60	4	0	4.00
Brown (1-1-0)	2	120	9	0	4.50
Rutherford (0-2-0)	2	120	12	0	6.00
TOTAL	5	300	25	0	5.00

NEW YORK R.

PLAYER	GP	G	A	PTS	PIM
Park	5	3	5	8	4
Tkaczuk	5	1	7	8	0
Gilbert	5	3	4	7	2
Hadfield	5	3	3	6	7
Ratelle	4	2	4	6	0
Stemkowski	5	2	4	6	10
MacGregor	4	1	5	6	0
Fairbairn	5	0	5	5	0
Irvine	5	3	1	4	11
Vickers	5	3	1	4	0
Harris	4	1	1	2	0
Murphy	2	1	0	1	0
Rolfe	3	1	0	1	0
Seiling	4	1	0	1	0
Carr	3	0	1	1	2
Neilson	4	0	1	1	2
Rousseau	4	0	1	1	1
Butler	1	0	0	0	0
Egers	1	0	0	0	0
Kannegiesser	1	0	0	0	0
Lemieux	1	0	0	0	0
Sacharuk	1	0	0	0	0
Marotte	2	0	0	0	0
Villemure	2	0	0	0	0
Williams	2	0	0	0	0
Giacomini	4	0	0	0	0
TOTAL	5	25	43	68	19-47

GOALIES

	GP	MP	GA	SO	AVG
Giacomini (3-0-0)	4	220	5	1	1.36
Villemure (1-1-0)	2	80	7	0	5.25
TOTAL	5	300	12	1	2.40

PITTSBURGH VS NEW YORK RANGERS

AT PITTSBURGH		AT NEW YORK		WINNING GOAL	
DATE	RESULT	DATE	RESULT	AT PITTSBURGH	AT NEW YORK
Dec. 2, 1967	N.Y. 4-1	Oct. 22, 1967	N.Y. 6-4	Gilbert	Hadfield
Feb. 10, 1968	Tie 2-2	Mar. 17, 1968	N.Y. 3-0	*****	Ratelle
Nov. 16, 1968	N.Y. 2-1	Oct. 30, 1968	N.Y. 7-3	Nevin (2)	Nevin
Feb. 5, 1969	Pgh. 3-2	Feb. 2, 1969	N.Y. 7-3	Schinkel	Ratelle (2)
Mar. 8, 1969	N.Y. 5-3	Mar. 12, 1969	N.Y. 4-3	Nevin (3)	Hadfield (2)
Oct. 29, 1969	N.Y. 3-1	Dec. 26, 1969	Pgh. 3-2	Tkaczuk	Schock
Jan. 7, 1970	N.Y. 5-3	Feb. 1, 1970	N.Y. 6-0	Balon	Balon (2)
Mar. 18, 1970	N.Y. 2-0	Mar. 8, 1970	Tie 0-0	Nevin (3)	*****
Jan. 2, 1971	N.Y. 3-1	Nov. 11, 1970	Tie 3-3	A. Brown	*****
Feb. 20, 1971	N.Y. 2-0	Nov. 29, 1970	N.Y. 6-2	Neilson	Balon (3)
Feb. 27, 1971	N.Y. 4-0	Dec. 23, 1970	N.Y. 6-1	MacGregor	Tkaczuk (2)
Oct. 30, 1971	Tie 1-1	Oct. 24, 1971	Tie 1-1	*****	*****
Dec. 4, 1971	Pgh. 4-2	Dec. 12, 1971	N.Y. 6-1	Leiter	Carr
Feb. 12, 1972	N.Y. 8-3	Dec. 22, 1971	N.Y. 4-2	Park	Gilbert (2)
Nov. 4, 1972	Pgh. 6-4	Nov. 19, 1972	Pgh. 5-3	Shack	Apps
Mar. 10, 1973	N.Y. 5-4	Dec. 17, 1972	N.Y. 9-1	Park (2)	Carr (2)
Oct. 13, 1973	N.Y. 8-2	Jan. 7, 1973	N.Y. 3-0	Vickers	Tkaczuk (3)
Dec. 22, 1973	N.Y. 4-1	Oct. 28, 1973	Pgh. 7-2	Gilbert (3)	McDonough
Jan. 20, 1974	N.Y. 4-2	Nov. 18, 1973	N.Y. 7-0	Park (3)	Ratelle (3)

YEAR	AT PITTSBURGH	AT NEW YORK	TOTAL
1967-68	W-L-T 0-1-1	W-L-T 0-2-0	W-L-T 0-3-1
1968-69	1-2-0	0-3-0	1-5-0
1969-70	0-3-0	1-1-1	1-4-1
1970-71	0-3-0	0-2-1	0-5-1
1971-72	1-1-1	0-2-1	1-3-2
1972-73	1-1-0	1-2-0	2-3-0
1973-74	0-3-0	1-1-0	1-4-0
TOTAL	3-14-2	3-13-3	6-27-5

SCORING SUMMARIES

PITTSBURGH VS PHILADELPHIA

1973-74	GP	W	L	T	PTS	GF	GA	PPG	SHG	PEN	PIM
PITTSBURGH	5	2	3	0	4	15	22	4	2	25	64
PHILADELPHIA	5	3	2	0	6	22	15	4	1	45	123

AT PITTSBURGH

Oct. 27 Phil. 6 (e) Pgh. 0 (c)
Apr. 6 Pgh. 6 (a) Phil. 1 (f)

(a) Brown in goal
(c) Rutherford in goal
(d) Herron in goal

AT PHILADELPHIA

Nov. 4 Phil. 7 (e) Pgh. 0 (d)
Jan. 20 Pgh. 5 (a) Phil. 3 (e)
Feb. 7 Phil. 5 (e) Pgh. 4 (a)

(e) Parent in goal
(f) Taylor in goal

GOALS BY PERIODS

	1st	2nd	3rd	Total	1st	2nd	3rd	Total
PITTSBURGH	6	6	3	15	53	46	41	140
PHILADELPHIA	5	8	9	22	62	57	69	188

SHOTS BY PERIODS

PITTSBURGH

PLAYER	GP	G	A	PTS	PIM
Pronovost	5	4	5	9	2
Lalonde	5	1	3	4	2
MacDonald	5	2	1	3	2
Schock	5	2	1	3	2
Stackhouse	3	1	2	3	4
DeMarco	2	1	1	2	2
Paradise	2	1	1	2	6
Arnason	3	1	1	2	0
Lukowich	3	1	1	2	2
Bianchin	5	1	1	2	0
Kelly, J.B.	2	0	2	2	2
Apps	4	0	2	2	0
Burrows	4	0	2	2	0
Durbano	2	0	1	1	17
Snell	4	0	1	1	0
Beverley	5	0	1	1	5
Herron	1	0	0	0	0
Polis	1	0	0	0	0
Rutherford	1	0	0	0	0
Watson	1	0	0	0	0
Hextall	2	0	0	0	0
Jones	2	0	0	0	2
Lagace	2	0	0	0	4
Lynch	2	0	0	0	2
McDonough	2	0	0	0	4
Nowak	2	0	0	0	0
Stoughton	2	0	0	0	0
Brown	3	0	0	0	2
McManama	4	0	0	0	2
Bench					2
TOTAL	5	15	26	41	25-64

GOALIES	GP	MP	GA	SO	AVG
Brown (2-1-0)	3	180	9	0	3.00
Rutherford (0-1-0)	1	60	6	0	6.00
Herron (0-1-0)	1	60	7	0	7.00
TOTAL	5	300	22	0	4.40

PHILADELPHIA

PLAYER	GP	G	A	PTS	PIM
Clarke	4	5	3	8	6
Lonsberry	5	4	2	6	4
Barber	5	3	3	6	6
MacLeish	5	1	4	5	2
Nolet	4	2	2	4	0
Schultz	5	2	2	4	18
Bladon	5	1	3	4	0
Dornhoefer	4	0	4	4	18
Flett	4	0	4	4	0
Kindrachuk	5	1	2	3	11
Dupont	5	0	3	3	22
Clement	4	1	1	2	9
Saleski	5	1	1	2	5
Crisp	4	1	1	2	2
Van Impe	4	0	2	2	4
Watson, Jo.	4	0	2	2	4
Watson, Ji.	5	0	1	1	8
Ashbee	5	0	1	1	8
Taylor	1	0	0	0	0
Kelly, B.J.	3	0	0	0	2
Parent	4	0	0	0	0
TOTAL	5	22	42	64	45-123

GOALIES	GP	MP	GA	SO	AVG
Parent (3-1-0)	4	240	9	2	2.25
Taylor (0-1-0)	1	60	6	0	6.00
TOTAL	5	300	15	2	3.00

PITTSBURGH VS PHILADELPHIA

AT PITTSBURGH		AT PHILADELPHIA	
DATE	RESULT	DATE	RESULT
Nov. 8, 1967	Tie 1-1	Oct. 19, 1967	Phil. 1-0
Nov. 15, 1967	Pgh. 5-0	Dec. 17, 1967	Phil. 2-1
Jan. 6, 1968	Tie 2-2	Jan. 7, 1968	Phil. 3-1
Feb. 21, 1968	Tie 1-1	Feb. 25, 1968	Pgh. 2-1
Mar. 31, 1968	Pgh. 5-1	Mar. 30, 1968	Pgh. 2-0
Nov. 9, 1968	Phil. 3-0	Oct. 17, 1968	Phil. 3-0
Jan. 4, 1969	Tie 1-1	Dec. 17, 1968	Phil. 8-2
Feb. 1, 1969	Tie 2-2	Jan. 26, 1969	Phil. 5-3
Mar. 30, 1969	Pgh. 2-1	Mar. 29, 1969	Tie 3-3
Oct. 15, 1969	Tie 3-3	Nov. 30, 1969	Tie 3-3
Nov. 22, 1969	Pgh. 5-3	Dec. 21, 1969	Phil. 4-0
Feb. 17, 1970	Pgh. 4-2	Jan. 18, 1970	Pgh. 6-4
Apr. 1, 1970	Pgh. 4-1	Mar. 28, 1970	Pgh. 2-1
Oct. 17, 1970	Tie 0-0	Nov. 1, 1970	Phil. 3-2
Feb. 10, 1971	Phil. 5-3	Jan. 6, 1971	Phil. 4-3
Mar. 10, 1971	Tie 2-2	Mar. 28, 1971	Phil. 3-1
Oct. 9, 1971	Pgh. 3-2	Dec. 26, 1971	Phil. 6-1
Jan. 15, 1971	Pgh. 4-2	Jan. 30, 1972	Phil. 4-0
Feb. 26, 1972	Pgh. 5-2	Apr. 1, 1972	Tie 4-4
Nov. 8, 1972	Pgh. 5-2	Nov. 2, 1972	Phil. 4-2
Jan. 27, 1973	Phil. 5-3	Jan. 25, 1973	Phil. 6-3
Apr. 1, 1973	Pgh. 5-4	Mar. 11, 1973	Phil. 3-2
Oct. 27, 1973	Phil. 6-0	Nov. 4, 1973	Phil. 7-0
Apr. 6, 1974	Pgh. 6-1	Jan. 20, 1973	Pgh. 5-3
		Feb. 7, 1974	Phil. 5-4

WINNING GOAL
Sutherland
Rochefort
Dornhoefer
Bathgate
Boivin
Peters
Selby (2)
Cherry

L. Morrison
Pronovost
Schinkel (2)
Hale
Clarke
Clarke (2)
Kelly
Sarrazin

Clement
Saleski
Dornhoefer (2)
Barber
Schock
Crisp

YEAR	AT PITTSBURGH W-L-T	AT PHILADELPHIA W-L-T	GF-GA	GF-GA
1967-68	2-0-3	2-3-0	14-5	6-7
1968-69	1-1-2	0-3-1	5-7	8-19
1969-70	3-0-1	2-1-1	16-9	11-12
1970-71	1-0-2	0-3-0	7-5	6-10
1971-72	3-0-0	0-2-1	12-6	5-14
1972-73	1-1-0	0-3-0	13-11	7-13
1973-74	1-1-0	1-2-0	6-7	9-15
TOTAL	13-3-8	5-17-3	73-50	52-90

SCORING SUMMARIES

1973-74	GP	W	L	T	PTS	GF	GA	PPG	SHG	PEN	PIM
PITTSBURGH	6	2	3	1	5	19	19	4	1	36	119
ST. LOUIS	6	3	2	1	7	19	19	3	0	40	100

AT PITTSBURGH

Dec. 28 St. L. 3 (e) Pgh. 1 (c)
Jan. 23 Pgh. 4 (b) St. L. 1 (e)
Feb. 20 Pgh. 1 (a) St. L. 1 (f)

- (a) Brown in goal
- (b) Inness in goal
- (c) Rutherford in goal

PITTSBURGH VS ST. LOUIS

AT ST. LOUIS

Nov. 15 St. L. 5 (e) Pgh. 3 (c)
Mar. 9 Pgh. 7 (a) St. L. 5 (f)
Mar. 30 St. L. 4 (f) St. L. 3 (g)

- (g) Inness replaced Brown 54:49
- (e) Davidson in goal
- (f) Stephenson in goal

GOALS BY PERIODS

	1st	2nd	3rd	Total	1st	2nd	3rd	Total
PITTSBURGH	6	6	7	19	64	60	72	196
ST. LOUIS	8	6	5	19	58	59	55	172

SHOTS BY PERIODS

PITTSBURGH

PLAYER	GP	G	A	PTS	PIM
Apps	6	3	7	10	0
MacDonald	6	5	1	6	0
Pronovost	6	2	2	4	4
Stackhouse	4	1	3	4	4
Arnason	4	3	0	3	2
Durbano	4	2	1	3	20
Kelly	3	1	2	3	26
Lukowich	5	1	1	2	0
Bianchin	6	1	1	2	4
DeMarco	4	0	2	2	2
Beverley	5	0	2	2	2
Lalonde	6	0	2	2	2
Schock	6	0	2	2	2
McDonough	2	0	1	1	0
Paradise	3	0	1	1	0
Bignell	1	0	0	0	0
Jones	1	0	0	0	0
Labre	1	0	0	0	5
Lynch	1	0	0	0	0
Nowak	1	0	0	0	0
Wiley	1	0	0	0	0
Hextall	2	0	0	0	4
Inness	2	0	0	0	0
Lagace	2	0	0	0	0
Polis	2	0	0	0	2
Rutherford	2	0	0	0	0
Watson	2	0	0	0	2
Brown	3	0	0	0	32
Stoughton	3	0	0	0	0
Snell	4	0	0	0	0
McManama	5	0	0	0	2
Burrows	6	0	0	0	0
Bench					4
TOTAL	6	19	28	47	36-119

GOALIES

	GP	MP	GA	SO	AVG
Inness (1-1-0)	2	65	2	0	1.85
Brown (1-0-1)	3	175	9	0	3.08
Rutherford (0-2-0)	2	120	8	0	4.00
TOTAL	6	360	19	0	3.17

ST. LOUIS

PLAYER	GP	G	A	PTS	PIM
Unger	6	4	3	7	6
Plante	6	4	2	6	4
Angotti	3	2	3	5	2
Sabourin	4	1	3	4	2
Plager, Ba.	5	1	3	4	8
Thomson	6	0	4	4	9
Merrick	6	2	1	3	6
Harbaruk	6	1	2	3	0
Williams	1	0	3	3	0
Giroux	4	0	3	3	2
Gardner	2	1	1	2	0
Polis	3	1	1	2	0
Durbano	2	1	0	1	0
Bailey	3	1	0	1	4
DeMarco	1	0	1	1	0
Collins	2	0	1	1	4
Gassoff	3	0	1	1	21
Sather	6	0	1	1	4
Hamel	1	0	0	0	0
Lampman	1	0	0	0	0
Spring	1	0	0	0	0
Watson	1	0	0	0	0
Wensink	1	0	0	0	0
Kelly	2	0	0	0	2
Brooks	3	0	0	0	0
Davidson	3	0	0	0	0
Evans	3	0	0	0	0
Harris	3	0	0	0	0
Stephenson	3	0	0	0	2
Wright	3	0	0	0	2
Plager, Bo.	5	0	0	0	14
Awrey	6	0	0	0	6
Bench					2
TOTAL	6	19	33	52	40-100

GOALIES

	GP	MP	GA	SO	AVG
Davidson (2-1-0)	3	180	8	0	2.67
Stephenson (1-1-1)	3	180	10	1	3.33
TOTAL	6	360	19	0	3.17

PITTSBURGH VS ST. LOUIS

AT PITTSBURGH

WINNING GOAL

AT ST. LOUIS

WINNING GOAL

AT PITTSBURGH	DATE	RESULT	WINNING GOAL	AT ST. LOUIS	DATE	RESULT	WINNING GOAL
	Oct. 14, 1967	S.L. 4-2	Keenan		Oct. 13, 1967	Pgh. 3-1	Stratton
	Nov. 11, 1967	S.L. 5-1	Roberts		Pgh. 5-3	Pgh. 5-3	Andrea
	Feb. 1, 1968	Pgh. 2-0	Rivard		S.L. 2-1	Melnyk	
	Feb. 16, 1968	S.L. 3-1	Berenson		S.L. 9-4	B. McCreary	
	Mar. 20, 1968	Pgh. 4-2	Ubriaco		S.L. 4-2	Melnyk (2)	
	Oct. 26, 1968	Pgh. 4-2	Angotti		Tie 1-1	*****	
	Nov. 6, 1968	S.L. 3-1	B. McCreary (2)		S.L. 3-2	Sabourin	
	Jan. 29, 1969	S.L. 2-1	Schock		S.L. 2-0	Henry	
	Mar. 5, 1969	Pgh. 4-2	Andrea (2)		Pgh. 2-1	Fonteyne	
	Nov. 19, 1969	S.L. 4-0	McDonald		S.L. 4-0	Goyette	
	Jan. 31, 1970	Pgh. 2-1	Boyer		S.L. 6-0	Boudrias	
	Mar. 7, 1970	Tie 2-2	*****		S.L. 3-1	Crisp	
	Mar. 29, 1970	Tie 5-5	*****		S.L. 3-1	Gray	
	Nov. 19, 1970	S.L. 1-0	Bordeleau		S.L. 3-2	Ecclestone	
	Feb. 24, 1971	Tie 5-5	*****		Tie 2-2	*****	
	Apr. 4, 1971	Tie 1-1	*****		S.L. 4-3	Bennett	
	Nov. 20, 1971	S.L. 4-2	Sabourin (2)		Pgh. 4-1	Hextall	
	Jan. 26, 1972	S.L. 2-1	Unger		S.L. 1-0	Bi. Plager	
	Apr. 2, 1972	Pgh. 6-2	Shack		Pgh. 4-3	Hextall (2)	
	Nov. 22, 1972	Pgh. 10-4	Polis		Pgh. 5-2	McDonough	
	Feb. 28, 1973	Pgh. 4-2	Pronovost		S.L. 5-4	Roberto	
	Dec. 28, 1973	S.L. 3-1	Plante		S.L. 7-2	Huck	
	Jan. 23, 1974	Pgh. 4-1	Arnason		S.L. 5-3	Angotti	
	Feb. 20, 1974	Tie 1-1	*****		Pgh. 7-5	Lukowich	
					S.L. 4-3	Unger (2)	
YEAR		AT PITTSBURGH	GF-GA	AT ST. LOUIS		GF-GA	GF-GA
	1967-68	W-L-T	10-14	W-L-T	15-19	15-19	25-33
	1968-69		10-9		5-7	3-4-1	15-16
	1969-70		9-12		2-16	1-5-2	11-28
	1970-71		6-7		7-9	0-3-3	13-16
	1971-72		9-8		8-5	3-3-0	17-13
	1972-73		14-6		11-14	3-2-0	25-20
	1973-74		6-5		13-14	2-3-1	19-19
TOTAL			64-61		61-84	16-26-7	125-145

SCORING SUMMARIES

PITTSBURGH VS TORONTO

1973-74	GP	W	L	T	PTS	GF	GA	PPG	SHG	PEN	PIM
PITTSBURGH	5	1	3	1	3	13	20	2	1	27	63
TORONTO	5	3	1	1	7	20	13	3	0	23	52

AT PITTSBURGH

Nov. 28 Tor. 4 (g) Pgh. 3 (c)
Jan. 9 Tor. 6 (f) Pgh. 4 (i)

- (a) Brown in goal
- (c) Rutherford in goal
- (h) Herron replaced Brown 20:00
- (i) Brown replaced Rutherford 40:00

AT TORONTO

Nov. 3 Tor. 6 (e) Pgh. 0 (h)
Nov. 22 Pgh. 4 (c) Tor. 2 (f)
Mar. 7 Pgh. 2 (a) Tor. 2 (f)

- (e) Wilson in goal
- (f) Favell in goal
- (g) Johnston in goal

GOALS BY PERIODS

	1st	2nd	3rd	Total	SHOTS BY PERIODS	1st	2nd	3rd	Total
PITTSBURGH	4	5	4	13		61	46	41	148
TORONTO	9	9	2	20		45	60	61	166

PITTSBURGH

PLAYER	GP	G	A	PTS	PIM
Apps	5	3	4	7	0
Pronovost	5	4	1	5	2
Polis	4	2	2	4	8
MacDonald	5	0	3	3	0
McDonough	3	1	1	2	0
Lagace	4	1	1	2	0
Schock	5	0	2	2	4
Lalonde	4	1	0	1	0
Snell	4	1	0	1	0
Durbano	1	0	1	1	11
Bignell	2	0	1	1	0
Lukowich	3	0	1	1	2
Wiley	3	0	1	1	0
Bianchin	4	0	1	1	4
DeMarco	1	0	0	0	0
Herron	1	0	0	0	0
Kelly	1	0	0	0	0
Labre	1	0	0	0	2
Lynch	1	0	0	0	0
Nowak	1	0	0	0	2
Stackhouse	1	0	0	0	0
Stoughton	1	0	0	0	0
Arnason	2	0	0	0	0
Jones	2	0	0	0	0
McManama	2	0	0	0	0
Paradise	2	0	0	0	4
Brown	3	0	0	0	2
Hextall	3	0	0	0	10
Rutherford	3	0	0	0	0
Watson	4	0	0	0	6
Beverley	5	0	0	0	4
Burrows	5	0	0	0	0
Bench					2
TOTAL	5	13	19	32	27-63

GOALIES	GP	MP	GA	SO	AVG
Brown (0-1-1)	2	100	5	0	3.00
Rutherford (1-2-0)	3	160	12	0	4.50
Herron (0-0-0)	1	40	3	0	4.50
TOTAL	5	300	20	0	4.00

TORONTO

PLAYER	GP	G	A	PTS	PIM
Ullman	5	2	5	7	0
Sittler	5	1	5	6	13
Ellis	5	2	3	5	0
Henderson	5	2	2	4	2
McKenny	5	2	2	4	0
Pelyk	5	2	2	4	13
Kehoe	5	3	0	3	2
McDonald	4	0	3	3	0
Monahan	5	2	0	2	4
Thompson	3	1	1	2	0
Salming	4	0	2	2	4
Keon	5	0	2	2	0
Jarry	2	1	0	1	0
Glennie	4	1	0	1	2
Hammarstrom	4	1	0	1	0
Ecclestone	2	0	1	1	0
Turnbull	5	0	1	1	6
Johnston	1	0	0	0	0
Wilson	1	0	0	0	0
Brossart	2	0	0	0	2
Neely	2	0	0	0	2
Dupere	3	0	0	0	0
Favell	3	0	0	0	0
Shack	5	0	0	0	2
TOTAL	5	20	29	49	23-52

GOALIES	GP	MP	GA	SO	AVG
Wilson (1-0-0)	3	180	0	1	0.00
Favell (1-1-1)	1	60	9	1	3.00
Johnston (1-0-0)	1	60	3	0	3.00
TOTAL	5	300	13	1	2.60

PITTSBURGH VS TORONTO

AT PITTSBURGH		AT TORONTO	
DATE	RESULT	DATE	RESULT
Jan. 12, 1968	Pgh. 4-3	Dec. 13, 1967	Pgh. 2-1
Feb. 3, 1968	Tie 3-3	Jan. 13, 1968	Tor. 7-0
Nov. 27, 1968	Tie 3-3	Oct. 16, 1968	Tie 2-2
Dec. 8, 1968	Tor. 4-1	Nov. 20, 1968	Tor. 5-2
Jan. 25, 1969	Tor. 2-0	Mar. 1, 1969	Tie 3-3
Dec. 7, 1969	Pgh. 3-2	Nov. 12, 1969	Pgh. 3-0
Jan. 4, 1970	Tie 4-4	Dec. 6, 1969	Tor. 5-0
Jan. 28, 1970	Tie 4-4	Jan. 17, 1970	Tor. 4-0
Dec. 8, 1970	Pgh. 4-0	Nov. 24, 1970	Tie 4-4
Dec. 16, 1970	Tor. 4-2	Jan. 9, 1971	Tor. 5-2
Jan. 27, 1971	Pgh. 3-1	Feb. 17, 1971	Tor. 4-3
Nov. 24, 1971	Tor. 2-1	Dec. 15, 1971	Tor. 3-2
Dec. 28, 1971	Tor. 4-2	Feb. 9, 1972	Pgh. 4-1
Feb. 16, 1972	Pgh. 4-2	Feb. 23, 1972	Tor. 2-0
Nov. 29, 1972	Pgh. 7-4	Oct. 18, 1972	Tor. 4-3
Dec. 29, 1972	Tor. 4-0	Dec. 27, 1972	Tie 3-3
Jan. 24, 1973	Pgh. 5-2	Nov. 3, 1973	Tor. 6-0
Nov. 28, 1973	Tor. 4-3	Nov. 22, 1973	Pgh. 4-2
Jan. 9, 1974	Tor. 6-4	Mar. 7, 1974	Tie 2-2
YEAR	AT PITTSBURGH	AT TORONTO	TOTAL
1967-68	W-L-T	W-L-T	W-L-T
1968-69	1-0-1	1-1-0	2-8
1969-70	0-2-1	0-1-2	7-10
1970-71	1-0-2	1-2-0	3-9
1971-72	2-1-0	0-2-1	2-3-1
1972-73	1-2-0	1-2-0	6-6
1973-74	2-1-0	1-1-1	6-7
TOTAL	0-2-0	1-1-1	6-10
	7-8-4	4-10-5	39-63
			GF-GA
			2-8
			7-10
			3-9
			2-3-1
			18-18
			2-4-0
			13-14
			18-17
			1-3-1
			11-18-9
			96-121

SCORING SUMMARIES

PITTSBURGH VS VANCOUVER

1973-74	GP	W	L	T	PTS	GF	GA	PPG	SHG	PEN	PIM
PITTSBURGH	5	4	1	0	8	27	16	4	1	24	78
VANCOUVER	5	1	4	0	2	16	27	3	1	23	60

AT PITTSBURGH

Nov. 21 Pgh. 5 (a) Van. 4 (e)
Mar. 2 Pgh. 6 (a) Van. 1 (e)

AT VANCOUVER

Dec. 8 Van. 3 (f) Pgh. 2 (a)
Jan. 18 Pgh. 6 (b) Van. 2 (g)
Mar. 16 Pgh. 8 (i) Van. 6 (h)

(a) Brown in goal
(b) Inness in goal
(i) Inness replaced Brown 51:54

(e) Smith in goal
(f) Caron in goal
(g) Caron replaced Smith 40:00
(h) Smith replaced Dyck 36:05

GOALS BY PERIODS

SHOTS BY PERIODS

	1st	2nd	3rd	Total	1st	2nd	3rd	Total
PITTSBURGH	9	9	9	27	58	53	53	164
VANCOUVER	5	3	8	16	55	44	50	149

PITTSBURGH

VANCOUVER

PLAYER	GP	G	A	PTS	PIM	PLAYER	GP	G	A	PTS	PIM
MacDonald	5	4	7	11	2	Boudrias	5	2	3	5	2
Apps	5	2	7	9	0	Wilkins	5	1	4	5	2
Pronovost	4	5	3	8	4	Schmautz	3	3	1	4	0
Lalonde, R.	5	2	2	4	2	Ververgaert	5	2	1	3	0
Bianchin	5	1	3	4	6	Kurtenbach	3	1	2	3	2
Stoughton	2	3	0	3	0	Boddy	5	1	2	3	0
McDonough	2	2	1	3	0	Dunn	5	1	2	3	12
DeMarco	2	1	2	3	0	Guevremont	5	1	2	3	4
Durbano	3	1	2	3	36	Tannahill	3	1	1	2	0
McManama	3	1	2	3	2	O'Flaherty	5	1	1	2	4
Stackhouse	3	1	2	3	0	Dailey	5	0	2	2	0
Lukowich	4	1	2	3	0	Wright	2	1	0	1	0
Schock	5	1	2	3	0	McSheffrey	4	1	0	1	2
Arnason	3	2	0	2	0	Kearns	2	0	1	1	4
Kelly	3	0	2	2	0	Lalonde, B.	2	0	1	1	4
Burrows	5	0	2	2	2	Bordeleau	4	0	1	1	0
Wiley	1	0	1	1	0	Lever	5	0	1	1	0
Jones	2	0	1	1	0	Dyck	1	0	0	0	0
Polis	2	0	1	1	0	Lampman	1	0	0	0	0
Lagace	3	0	1	1	0	Oddleifson	1	0	0	0	0
Snell	3	0	1	1	0	Caron	2	0	0	0	0
Bignell	2	0	0	0	0	Korab	2	0	0	0	12
Hexhall	2	0	0	0	4	Gould	3	0	0	0	2
Inness	2	0	0	0	0	Pratt	3	0	0	0	4
Watson	2	0	0	0	6	Smith	4	0	0	0	0
Paradise	3	0	0	0	2	Lemieux	5	0	0	0	4
Brown	4	0	0	0	10	Bench					2
Beverley	5	0	0	0	2						
TOTAL	5	27	44	71	24-78	TOTAL	5	16	25	41	23-60

GOALIES

	GP	MP	GA	SO	AVG
Brown (3-1-0)	4	232	12	0	3.10
Inness (1-0-0)	2	68	4	0	3.53
TOTAL	5	300	16	0	3.20

GOALIES

	GP	MP	GA	SO	AVG
Caron (1-0-0)	2	80	3	0	2.25
Smith (0-4-0)	4	184	19	0	6.19
Dyck (0-0-0)	1	36	5	0	8.33
TOTAL	5	300	27	0	5.40

PITTSBURGH VS VANCOUVER

AT PITTSBURGH		AT VANCOUVER		AT VANCOUVER		AT VANCOUVER		AT VANCOUVER		AT VANCOUVER	
DATE	RESULT	DATE	RESULT	DATE	RESULT	DATE	RESULT	DATE	RESULT	DATE	RESULT
Nov. 4, 1970	Pgh. 8-3	Oct. 25, 1970	Tie 1-1	Oct. 16, 1971	Pgh. 2-1	Oct. 16, 1971	Pgh. 2-1	Oct. 16, 1971	Pgh. 2-1	Oct. 16, 1971	Pgh. 2-1
Dec. 5, 1970	Pgh. 3-1	Jan. 16, 1971	Pgh. 4-3	Nov. 5, 1971	Van. 4-2	Nov. 5, 1971	Van. 4-2	Nov. 5, 1971	Van. 4-2	Nov. 5, 1971	Van. 4-2
Jan. 23, 1971	Pgh. 4-1	Jan. 16, 1971	Pgh. 4-3	Mar. 14, 1972	Pgh. 7-4	Mar. 14, 1972	Pgh. 7-4	Mar. 14, 1972	Pgh. 7-4	Mar. 14, 1972	Pgh. 7-4
Nov. 10, 1971	Pgh. 3-1	Mar. 19, 1971	Van. 6-4	Oct. 24, 1972	Pgh. 4-0	Oct. 24, 1972	Pgh. 4-0	Oct. 24, 1972	Pgh. 4-0	Oct. 24, 1972	Pgh. 4-0
Jan. 19, 1972	Van. 6-1	Mar. 19, 1971	Van. 6-4	Mar. 17, 1973	Van. 6-1	Mar. 17, 1973	Van. 6-1	Mar. 17, 1973	Van. 6-1	Mar. 17, 1973	Van. 6-1
Feb. 13, 1972	Pgh. 6-4	Mar. 19, 1971	Van. 6-4	Dec. 8, 1973	Van. 3-2	Dec. 8, 1973	Van. 3-2	Dec. 8, 1973	Van. 3-2	Dec. 8, 1973	Van. 3-2
Nov. 11, 1972	Van. 4-3	Mar. 19, 1971	Van. 6-4	Jan. 18, 1974	Pgh. 6-2	Jan. 18, 1974	Pgh. 6-2	Jan. 18, 1974	Pgh. 6-2	Jan. 18, 1974	Pgh. 6-2
Jan. 6, 1973	Pgh. 4-2	Mar. 19, 1971	Van. 6-4	Mar. 16, 1974	Pgh. 8-6	Mar. 16, 1974	Pgh. 8-6	Mar. 16, 1974	Pgh. 8-6	Mar. 16, 1974	Pgh. 8-6
Feb. 14, 1973	Pgh. 6-2	Mar. 19, 1971	Van. 6-4								
Nov. 21, 1973	Pgh. 5-4	Mar. 19, 1971	Van. 6-4								
Mar. 2, 1974	Pgh. 6-1	Mar. 19, 1971	Van. 6-4								
YEAR	AT PITTSBURGH	AT VANCOUVER	AT VANCOUVER	AT VANCOUVER	AT VANCOUVER	AT VANCOUVER	AT VANCOUVER	AT VANCOUVER	AT VANCOUVER	AT VANCOUVER	AT VANCOUVER
1970-71	W-L-T	W-L-T	W-L-T	W-L-T	W-L-T	W-L-T	W-L-T	W-L-T	W-L-T	W-L-T	W-L-T
1971-72	3-0-0	1-1-1	1-1-1	1-1-1	1-1-1	1-1-1	1-1-1	1-1-1	1-1-1	1-1-1	1-1-1
1972-73	2-1-0	2-1-0	2-1-0	2-1-0	2-1-0	2-1-0	2-1-0	2-1-0	2-1-0	2-1-0	2-1-0
1973-74	2-0-0	2-1-0	2-1-0	2-1-0	2-1-0	2-1-0	2-1-0	2-1-0	2-1-0	2-1-0	2-1-0
TOTAL	9-2-0	6-4-1	6-4-1	6-4-1	6-4-1	6-4-1	6-4-1	6-4-1	6-4-1	6-4-1	6-4-1
	GF-GA	GF-GA	GF-GA	GF-GA	GF-GA	GF-GA	GF-GA	GF-GA	GF-GA	GF-GA	GF-GA
	15-5	15-5	15-5	15-5	15-5	15-5	15-5	15-5	15-5	15-5	15-5
	10-11	10-11	10-11	10-11	10-11	10-11	10-11	10-11	10-11	10-11	10-11
	13-8	13-8	13-8	13-8	13-8	13-8	13-8	13-8	13-8	13-8	13-8
	11-5	11-5	11-5	11-5	11-5	11-5	11-5	11-5	11-5	11-5	11-5
	49-29	49-29	49-29	49-29	49-29	49-29	49-29	49-29	49-29	49-29	49-29
	9-10	9-10	9-10	9-10	9-10	9-10	9-10	9-10	9-10	9-10	9-10
	11-9	11-9	11-9	11-9	11-9	11-9	11-9	11-9	11-9	11-9	11-9
	5-6	5-6	5-6	5-6	5-6	5-6	5-6	5-6	5-6	5-6	5-6
	16-11	16-11	16-11	16-11	16-11	16-11	16-11	16-11	16-11	16-11	16-11
	41-36	41-36	41-36	41-36	41-36	41-36	41-36	41-36	41-36	41-36	41-36
	TOTAL	TOTAL	TOTAL	TOTAL	TOTAL	TOTAL	TOTAL	TOTAL	TOTAL	TOTAL	TOTAL
	4-1-1	4-1-1	4-1-1	4-1-1	4-1-1	4-1-1	4-1-1	4-1-1	4-1-1	4-1-1	4-1-1
	24-15	24-15	24-15	24-15	24-15	24-15	24-15	24-15	24-15	24-15	24-15
	21-20	21-20	21-20	21-20	21-20	21-20	21-20	21-20	21-20	21-20	21-20
	18-14	18-14	18-14	18-14	18-14	18-14	18-14	18-14	18-14	18-14	18-14
	27-16	27-16	27-16	27-16	27-16	27-16	27-16	27-16	27-16	27-16	27-16
	90-65	90-65	90-65	90-65	90-65	90-65	90-65	90-65	90-65	90-65	90-65

PENGUINS' 1973-74 HOME ATTENDANCE

WEST DIVISION

vs CHICAGO	
Largest (Feb. 2)	13,368
Total (3 games)	35,169
vs ST. LOUIS	
Largest (Jan. 23)	13,324
Total (3 games)	35,115
vs ATLANTA	
Largest (Nov. 10)	11,324
Total (3 games)	32,267
vs CALIFORNIA	
Largest (Feb. 16)	13,368
Total (3 games)	31,544
vs LOS ANGELES	
Largest (Jan. 26)	12,317
Total (3 games)	27,083
vs PHILADELPHIA	
Largest (Apr. 6)	13,368
Total (2 games)	24,585
vs MINNESOTA	
Largest (Mar. 27)	9,274
Total (2 games)	16,977
Season Total (39 games) 396,197	
Season Average 10,158	

EAST DIVISION

vs MONTREAL	
Largest (Mar. 10)	12,379
Total (3 games)	34,039
vs NEW YORK RANGERS	
Largest (Oct. 13)	11,220
Total (3 games)	29,412
vs BUFFALO	
Largest (Jan. 12)	10,483
Total (3 games)	27,471
vs DETROIT	
Largest (Mar. 24)	9,250
Total (3 games)	25,837
vs BOSTON	
Largest (Feb. 23)	13,368
Total (2 games)	23,877
vs VANCOUVER	
Largest (Mar. 2)	11,548
Total (2 games)	19,808
vs TORONTO	
Largest (Nov. 28)	8,425
Total (2 games)	16,611
vs NEW YORK ISLANDERS	
Largest (Mar. 20)	9,478
Total (2 games)	16,402

THE ROAD TO THE STANLEY CUP

SERIES A

Wed. Apr. 10	At Boston	Boston	1	Toronto	0
Thu. Apr. 11	At Boston	Boston	6	Toronto	3
Sat. Apr. 13	At Toronto	Boston	6	Toronto	3
Sun. Apr. 14	At Toronto	Boston	4	Toronto	3*

Boston won Series A 4 games to none

SERIES B

Tue. Apr. 9	At Philadelphia	Philadelphia	4	Atlanta	1
Thu. Apr. 11	At Philadelphia	Philadelphia	5	Atlanta	1
Fri. Apr. 12	At Atlanta	Philadelphia	4	Atlanta	1
Sun. Apr. 14	At Atlanta	Philadelphia	4	Atlanta	3*

Philadelphia won Series B 4 games to none

SERIES C

Wed. Apr. 10	At Montreal	NY Rangers	4	Montreal	1
Thu. Apr. 11	At Montreal	Montreal	4	NY Rangers	1
Sat. Apr. 13	At New York	Montreal	4	NY Rangers	2
Sun. Apr. 14	At New York	NY Rangers	6	Montreal	4
Tue. Apr. 16	At Montreal	NY Rangers	3	Montreal	2*
Thu. Apr. 18	At New York	NY Rangers	5	Montreal	2

New York won Series C 4 games to 2

SERIES D

Wed. Apr. 10	At Chicago	Chicago	3	Los Angeles	1
Thu. Apr. 11	At Chicago	Chicago	4	Los Angeles	1
Sat. Apr. 13	At Los Angeles	Chicago	1	Los Angeles	0
Sun. Apr. 14	At Los Angeles	Los Angeles	5	Chicago	1
Tue. Apr. 16	At Chicago	Chicago	1	Los Angeles	0

Chicago won Series D 4 games to 1

SERIES E

Thu. Apr. 18	At Boston	Chicago	4	Boston	2
Sun. Apr. 21	At Boston	Boston	8	Chicago	6
Tue. Apr. 23	At Chicago	Chicago	4	Boston	3*
Thu. Apr. 25	At Chicago	Boston	5	Chicago	2
Sun. Apr. 28	At Boston	Boston	6	Chicago	2
Tue. Apr. 30	At Chicago	Boston	4	Chicago	2

Boston won Series E 4 games to 2.

SERIES F

Sat. Apr. 20	At Philadelphia	Philadelphia	4	NY Rangers	0
Tue. Apr. 23	At Philadelphia	Philadelphia	5	NY Rangers	2
Thu. Apr. 25	At New York	NY Rangers	5	Philadelphia	3
Sun. Apr. 28	At New York	NY Rangers	2	Philadelphia	1*
Tue. Apr. 30	At Philadelphia	Philadelphia	4	NY Rangers	1
Sun. May 2	At New York	NY Rangers	4	Philadelphia	1
Wed. May 5	At Philadelphia	Philadelphia	4	NY Rangers	3

Philadelphia won Series F 4 games to 3

SERIES G

Tue. May 7	At Boston	Boston	3	Philadelphia	2
Thu. May 9	At Boston	Philadelphia	3	Boston	2*
Sun. May 12	At Philadelphia	Philadelphia	4	Boston	1
Tue. May 14	At Philadelphia	Philadelphia	4	Boston	2
Thu. May 16	At Boston	Boston	5	Philadelphia	1
Sun. May 19	At Philadelphia	Philadelphia	1	Boston	0

Philadelphia won Stanley Cup 4 games to 2

*Overtime

1972-73
AWARD WINNERS

STANLEY CUP PHILADELPHIA FLYERS
 PRINCE OF WALES TROPHY BOSTON BRUINS
 CLARENCE S. CAMPBELL
 BOWL PHILADELPHIA FLYERS
 HART MEMORIAL
 TROPHY PHIL ESPOSITO, BOSTON BRUINS
 CALDER MEMORIAL
 TROPHY .. DENNIS POTVIN, NEW YORK ISLANDERS
 JAMES NORRIS
 MEMORIAL TROPHY . BOBBY ORR, BOSTON BRUINS
 ART ROSS TROPHY . PHIL ESPOSITO, BOSTON BRUINS
 VEZINA TROPHY BERNIE PARENT
 PHILADELPHIA FLYERS
 TONY ESPOSITO, CHICAGO BLACK HAWKS
 CONN SMYTHE
 TROPHY . BERNIE PARENT, PHILADELPHIA FLYERS
 LADY BYNG
 TROPHY JOHN BUCYK, BOSTON BRUINS
 BILL MASTERTON
 MEMORIAL TROPHY HENRI RICHARD
 MONTREAL CANADIENS

ALL STARS

First Team

Second Team

GOALIE

BERNIE PARENT
Philadelphia

TONY ESPOSITO
Chicago

DEFENSE

BOBBY ORR, *Boston*
BRAD PARK
New York Rangers

BILL WHITE, *Chicago*
BARRY ASHBEE
Philadelphia

CENTER

PHIL ESPOSITO
Boston

BOBBY CLARKE
Philadelphia

LEFT WING

RICHARD MARTIN, *Buffalo* WAYNE CASHMAN, *Boston*

RIGHT WING

KEN HODGE, *Boston* MICKEY REDMOND, *Detroit*

(SELECTED BY PROFESSIONAL HOCKEY WRITERS' ASSOCIATION)

PENGUIN AWARD WINNERS

Michel Briere Memorial Trophy
Rookie of the Year

1973-74 Ron Lalonde
 1972-73 No winner
 1971-72 Dave Burrows
 1970-71 Greg Polis
 1969-70 Michel Briere
 1968-69 Jean Pronovost
 1967-68 Les Binkley

Bill McCracken Award
Unsung Hero

1973-74 Ron Schock
 1972-73 Lowell MacDonald
 1971-72 Duane Rupp
 1970-71 Bob Blackburn
 1969-70 Val Fonteyne

Natural Gas Companies Award
Leading Point Scorer

1973-74 Syl Apps
 1972-73 Syl Apps
 1971-72 Syl Apps
 1970-71 Bryan Hextall
 1969-70 Dean Prentice
 1968-69 Ken Schinkel
 1967-68 Andy Bathgate

Elmore Keener Memorial Award
Player's Player

1973-74 Jean Pronovost
 1972-73 Lowell MacDonald
 1971-72 Jean Pronovost
 1970-71 Jean Pronovost
 1969-70 Jean Pronovost and
 Dean Prentice
 1968-69 Val Fonteyne

Max Unger Award
Most Valuable Player

1973-74 Syl Apps, Dave Burrows,
 Jean Pronovost and
 Lowell MacDonald
 1972-73 Dave Burrows
 1971-72 Jean Pronovost
 1970-71 Ron Schock
 1969-70 Jean Pronovost
 1968-69 Keith McCreary
 1967-68 Les Binkley

James G. Balmer Award
Contribution to Hockey
in Pittsburgh

1972-74 Lowell MacDonald
 1972-73 Jack Riley
 1971-72
 Pittsburgh Penguin Partners
 Tad Potter
 Pete Block
 Elmore Keener
 Peter Burchfield III
 1970-71 Michel Briere
 1969-70 Red Kelly
 1968-69 Jimmy Jordan
 1966-67 Baz Bastien

Equibank Goal Scoring Award
Leading Goal Scorer

1973-74 Lowell MacDonald
 1972-73 Al McDonough

1974-75 ROAD HOTELS

ATLANTA

Marriott Motor Hotel
Courtland & Cain Streets
Atlanta, Georgia 30303
Telephone (404) 659-6500

BOSTON

Hotel Sonesta
5 Cambridge Parkway
Cambridge, Massachusetts 02142
Telephone (617) 491-3600

BUFFALO

Statler Hilton
107 Delaware Avenue
Buffalo, New York 14202
Telephone (716) 856-1000

CALIFORNIA

Edgewater Hyatt House
455 Hegenberger Road
Oakland, California 94621
Telephone (415) 562-6100

CHICAGO

Marriott Motor Hotel
8535 W. Higgins Road
Chicago, Illinois 60631
Telephone (312) 693-4444

DETROIT

Hotel Pontchartrain
2 Washington Boulevard
Detroit, Michigan 48226
Telephone (313) 965-0200

KANSAS CITY

Holiday Inn @ Municipal Auditorium
1301 Hyandotte Street
Kansas City, Missouri 64105
Telephone (816) 221-8800

LONG ISLAND

Holiday Inn-Westbury
369 Old Country Road
Westbury, Long Island 11590
Telephone (516) 997-5000

LOS ANGELES

Sheraton Inn-LA Airport
9750 Airport Boulevard
Los Angeles, California 90045
Telephone (213) 645-4600

MINNESOTA

Marriott Inn
1919 East 78th @ Cedar Avenue
Bloomington, Minnesota 55420
Telephone (612) 854-7441

MONTREAL

Queen Elizabeth
900 Dorchester, W.
Montreal, P.Q.
Telephone (514) 861-3511

NEW YORK RANGERS

New York Sheraton
7th @ 56th Street
New York, New York 10019
Telephone (212) 247-8000

PHILADELPHIA

Hilton Inn
10th & Packer Avenue
Philadelphia, Pa. 19148
Telephone (215) 755-9500

ST. LOUIS

Stouffer's Riverfront Towers
200 South Fourth Street
St. Louis, Missouri 63102
Telephone (314) 241-9500

TORONTO

Royal York
100 Front Street, West
Toronto, Ontario M5J1E3
Telephone (416) 368-2511

VANCOUVER

Hotel Vancouver
900 W. Georgia Street
Vancouver, B.C.
Telephone (604) 684-3131

WASHINGTON

Sheraton Inn/Washington NE
8500 Annapolis Road
New Carrollton, Maryland 20784
Telephone (301) 459-6700

NHL PUBLIC RELATIONS DIRECTORY

ATLANTA

Jim Huber
The Omni
100 Techwood Drive, NW
Atlanta, Georgia 30303
Telephone (W-404) 681-2100

BOSTON

Nate Greenberg
150 Causeway Street
Boston, Massachusetts 02114
Telephone (617) 227-3209

BUFFALO

Paul Wieland
Memorial Auditorium
140 Main Street
Buffalo, New York 14202
Telephone (716) 856-7300

CALIFORNIA

Shep Goldberg
303 Hegenberger Road
Oakland, California 94621
Telephone (415) 635-2500

CHICAGO

Don Murphy
1840 W. Madison
Chicago Stadium
Chicago, Illinois 60612
Telephone (312) 733-5300

DETROIT

John Bell
Olympia Stadium
5920 Grand River Avenue
Detroit, Michigan 48208
Telephone (313) 895-7000

KANSAS CITY

Bill Grigsby
Garden Level-Commerce Tower
Kansas City, Missouri 64105
Telephone (816) 474-0600

LOS ANGELES

Mike Hope
The Forum
P. O. Box 10
Inglewood, California 90301
Telephone (213) 674-6000

MINNESOTA

Dick Dillman
Metropolitan Sports Center
7901 Cedar Avenue, South
Bloomington, Minnesota 55420
Telephone (612) 854-4411

MONTREAL

Claude Mouton
Montreal Forum
2313 St. Catherine St. W.
Montreal, P. Q. Canada H38 1N2
Telephone (514) 932-6131

NEW YORK ISLANDERS

Hawley T. Chester III
1 Old Country Road
Carle Place, New York 11514
Telephone (516) 294-6400

NEW YORK RANGERS

John Halligan
4 Pennsylvania Plaza
New York, New York 10001
Telephone (212) 594-6600

PHILADELPHIA

Joe Kadlec
The Spectrum
Pattison Place
Philadelphia, Pa. 19148
Telephone (215) 465-4500

St. LOUIS

Alan Salomon
5700 Oakland Avenue
St. Louis, Missouri 63110
Telephone (314) 644-0900

TORONTO

Howard Starkman
Maple Leaf Gardens
60 Carlton Street
Toronto, Ontario, Canada M5B 1L1
Telephone (416) 368-1641

VANCOUVER

Greg Douglas
Pacific Coliseum
100 N. Renfrew Street
Vancouver, B. C. Canada
Telephone (604) 254-5141

TICKET LOCATIONS
CIVIC ARENA BOX OFFICE — GATE 1

KAUFMANN'S

Downtown
 Mt. Lebanon
 McKnight

Monroeville
 Rochester
 Steubenville

SEARS

Allegheny Center
 East Liberty
 Penn Center
 South Hills Village
 West Mifflin

Beaver Valley Mall
 Greensburg Mall
 Washington
 Uniontown

GIMBELS

Downtown only

HORNE'S

Downtown only

PENGUINS 1974-75 AWAY SCHEDULE

DAY	DATE	OPPONENT	TIME
Wednesday	October 9	Minnesota	9:05 (T)
Sunday	October 20	Atlanta	7:05
Tuesday	October 29	Los Angeles	11:05
Friday	November 1	Vancouver	11:05
Sunday	November 3	Chicago	8:35
Tuesday	November 5	Kansas City	8:35 (T)
Sunday	November 10	Buffalo	7:05
Sunday	November 17	Washington	7:35
Tuesday	November 19	New York I.	8:05 (T)
Wednesday	November 20	Toronto	8:05
Sunday	November 24	New York R.	7:05
Sunday	December 1	Buffalo	7:05
Saturday	December 7	Montreal	8:05 (T)
Sunday	December 8	Boston	7:35
Sunday	December 15	Detroit	7:05
Wednesday	December 18	Toronto	8:05 (T)
Saturday	December 21	Minnesota	9:05
Sunday	December 22	Philadelphia	7:05 (T)
Wednesday	January 8	Chicago	8:35 (T)
Friday	January 10	Atlanta	8:05
Sunday	January 19	Washington	2:35 (T)
Sunday	January 26	Montreal	8:05
Thursday	January 30	Detroit	7:35
Saturday	February 1	St. Louis	9:05 (T)
Tuesday	February 4	Vancouver	11:05
Wednesday	February 5	Los Angeles	11:05
Friday	February 7	California	11:05
Tuesday	February 11	New York I.	8:05 (T)
Saturday	February 15	Toronto	8:05
Tuesday	February 25	Boston	7:35 (T)
Sunday	March 2	New York R.	7:05
Wednesday	March 5	Kansas City	8:35
Sunday	March 9	Buffalo	7:05
Thursday	March 13	Philadelphia	8:05 (T)
Tuesday	March 18	St. Louis	9:05 (T)
Wednesday	March 19	California	11:05
Saturday	March 22	Los Angeles	11:05
Saturday	March 29	Detroit	7:35
Wednesday	April 2	Montreal	8:05
Sunday	April 6	Washington	7:35

(all times — Pittsburgh time)

(T) Televised game on WIIC-TV (Channel 11)