


Pengquins

FACT BOOK[®]




1972 1973

PENGUINS 1972-73 HOME GAMES

DAY	DATE	OPPONENT	TIME
Saturday	October 7	Los Angeles	8:05
Saturday	October 14	California	8:05
Saturday	October 21	Boston	8:05
Wednesday	November 1	Montreal	7:35
Saturday	November 4	New York	8:05
Wednesday	November 8	Philadelphia	7:35
Saturday	November 11	Vancouver	8:05
Wednesday	November 15	Minnesota	7:35
Saturday	November 18	Atlanta	8:05
Wednesday	November 22	St. Louis	7:35
Saturday	November 25	Long Island	8:05
Wednesday	November 29	Toronto	7:35
Saturday	December 2	Chicago	8:05
Wednesday	December 13	Long Island	7:35
Saturday	December 16	Atlanta	8:05
Tuesday	December 19	Boston	7:35
Friday	December 29	Toronto	7:35
Saturday	December 30	Detroit	8:05
Saturday	January 6	Vancouver	8:05
Wednesday	January 10	Detroit	7:35
Saturday	January 13	Los Angeles	8:05
Thursday	January 18	Montreal	7:35
Saturday	January 20	Boston	8:05
Wednesday	January 24	Toronto	7:35
Saturday	January 27	Philadelphia	8:05
Wednesday	January 31	Los Angeles	7:35
Saturday	February 3	Minnesota	2:05*
Wednesday	February 14	Vancouver	7:35
Saturday	February 17	Buffalo	8:05
Thursday	February 22	Long Island	7:35
Saturday	February 24	Chicago	8:05
Wednesday	February 28	St. Louis	7:35
Saturday	March 3	California	8:05
Sunday	March 4	Minnesota	7:05
Saturday	March 10	New York	8:05
Wednesday	March 21	California	7:35
Saturday	March 24	Buffalo	8:05
Wednesday	March 28	Atlanta	7:35
Sunday	April 1	Philadelphia	7:05

Ticket Prices — \$6.50, \$5.50, \$3.50, \$3.00
 All games on KDKA Radio (1020 AM)

PITTSBURGH PENGUINS' FACT BOOK



Published by: **Pittsburgh Penguin Partners**

EDITOR: Terry Schiffhauer

Editorial Assistant: Peggy Dolan

\$1.00



THAYER R. "TAD" POTTER
General Partner

Tad Potter begins his second season as the head of the Pittsburgh Penguin Partners, the group responsible for financially saving the major league franchise in the city of Pittsburgh.

The 39-year old Potter, along with Peter H. Block, Elmore Keener and A. H. "Peter" Burchfield took over the troubled team and gave it a much-needed shot in the arm with local-ownership and financial stability.

Mr. Potter is a graduate of Edgewood High School, Valley Forge Military Academy and holds a Bachelor of Science Degree in business administration from Penn State University.

Prior to joining the professional hockey world, Mr. Potter served as director of Residential and Commercial Sales for The Peoples Natural Gas Company. He spent eleven years in the marketing department with the utility firm.

His first move as the General Partner was to assure front office leadership by retaining Red Kelly, Jack Riley and Jack Button to long term contracts.

As a previous Hockey Hound, the "Head Penguin" wants to win as badly as any fan in the Tri-State area, but plans to build a strong contender during the next few years rather than trade away draft choices for a measure of instant success.

On the National Hockey League Board of Governors, he serves as a member of the Owner-Player Council.

Through his outstanding "rookie" season work, he was named along with his partners as the 1971-72 winner of the James Balmer Award, symbolic of doing the most for hockey in the city of Pittsburgh.

And as the song goes, "He's only just begun."



PETER H. BLOCK
Governor

One of the most knowledgeable men in the National Hockey League is the Penguins' Governor, Pete Block. Mr. Block headed a group in 1966 that purchased a franchise for the city of Pittsburgh in the NHL and four years later was the man who put together a partnership that helped save the franchise.

The 38-year old lawyer and native of Pittsburgh organized the initial expansion plans for the Penguins before leaving the organization to further his business career. When the NHL began looking for new owners in 1970 for Pittsburgh, Block used his vast knowledge of NHL to successfully bring local-ownership to the Penguins.

He serves as the Governor for the Penguins and also was elected to the enviable position of being a member of the Finance Committee of the NHL, the group that is responsible for expansion and development.

Mr. Block graduated from the University of Pittsburgh Law School and practiced law for five years before entering the sports field. He also was named as one of the four recipients of the Balmer Award with special emphasis placed on the fact that he helped bring hockey to Pittsburgh and keep it here.

PITTSBURGH PENGUIN PARTNERS

Thayer R. Potter
General Partner
Chief Executive Officer

Peter H. Block
Governor

General Manager	Jack Riley
Coach	Leonard "Red" Kelly
Assistant General Manager and Director of Player Personnel	Jack Button
Treasurer	Kent D. Bowen
Director of Press Relations	Terry Schiffhauer
Director of Sales	Marv Parliament
Sales Promotion Coordinator	Terry Chambers
Ticket Manager	Evi Metcalf
Office Manager	Dawna Urbanic
Trainer	Ken Carson
Assistant Trainer	John Doolan
Scouting Staff	Gerry Brown, Rudy Migay, Edgar Brenchley, Dave Lucas, Clare Rothermel
Team Physician	Dr. David Steele
Team Dentist	Dr. Farrell Jackson
Executive Offices	Civic Arena
Home Ice	Civic Arena
Seating Capacity	12,866
Location of Press Box	East Side
Dimensions of Rink	205 feet by 85 feet
Ends of Rink	Herculite extends above boards all around rink
Nickname	Penguins
Club Colors	Royal Blue, Dark Blue and White
Uniforms	Home: Base color White, trimmed with Royal Blue and Navy Blue Away: Base Color Light Blue, trimmed with White and Navy Blue
Club Trains at	Brantford, Ontario
Radio Station	KDKA (1020 AM)
Play-by-Play	Jim Forney
Television Station	WIIC (VHF 11)
Play-by-Play	Sam Nover



JACK RILEY
General Manager

There are not too many men in hockey who can match records with Jack Riley. He has played the game, coached and served as team and league officials for over a quarter of a century.

Riley played minor league hockey for Hershey and Baltimore and at one time held the record for scoring the fastest three un-assisted goals by an amateur. He became a coach when he was only 26 years old and later served as general manager for Washington (EHL), Johnstown (EHL) and Rochester (AHL) before becoming President of the American Hockey League.

In 1966 he was selected as the General Manager of the Penguins, and although his first team finished out of the playoffs, they missed taking the league by only six points.

Riley was given the title of Executive Director in 1970, but returned to the general manager's position in 1972 when Red Kelly relinquished the title to assume full-time coaching responsibilities.

He is now in the second year of a three-year contract and expects to bring a Stanley Cup to Pittsburgh by building a young and exciting hockey club through the next few years.



RED KELLY
Coach

Being out of the Stanley Cup Playoffs is about the worst thing that can happen to Red Kelly, since he has only missed taking part in the post-season action twice since 1947.

Red was born on July 9, 1927 in Simcoe, Ontario and from the time he learned how to skate he was destined for greatness. He jumped right from St. Michael's College into the NHL with Detroit. He played twelve and one-half seasons for the Red Wings before somebody decided he was finished and traded him to Toronto. With the Maple Leafs he was converted to forward and scored over 150 goals in seven and a half seasons with Toronto.

His playing record is a legend; 1,316 regular season games played 164 playoff games, 314 career goals, scored 601 career assists and 915 career points.

In the silverware department, he has won the Lady Byng and Norris Memorial Trophies. He played on eight Stanley Cup champions and was on the Prince of Wales winners on nine occasions. He was named to the All Star team eight times.

He served in Parliament from 1962 to 1965 as a member of the Liberal Party until he found that playing hockey and politics were too much to handle.

In 1967 he became the first coach of the Los Angeles Kings and guided them to a second place finish, missing first by a single point. His team finished fourth the next year, but still made the playoffs, the last time the Kings have qualified.

He came to Pittsburgh in 1969 and led the Pens to a second place finish and to the West Division playoff finals before losing to St. Louis in a six-game struggle. He was named "Coach of the Year" by Hockey News for his efforts.

In 1970 he was given the dual role of general manager and coach, but in January of 1972 he relinquished the G.M. duties and coached the Pens to another playoff berth.

Red and his wife, Andra, and their four children reside in Pittsburgh all year, and teach in a very successful hockey school in the off season.

Like any hockey player who has ever had champagne from the Stanley Cup, Red can hardly wait to drink the bubbly in Pittsburgh.

LEONARD PATRICK "RED" KELLY

Pro Career Record

Season	Club	Lea.	Regular Schedule					Playoffs				
			GP	G	A	TP	PIM	GP	G	A	TP	PIM
1947-48	Detroit	NHL	60	6	14	20	13	10	3	2	5	2
1948-49	Detroit	NHL	59	5	11	16	10	11	1	1	2	6
1949-50	Detroit	NHL	70	15	25	40	9	14	1	3	4	2
1950-51	Detroit	NHL	70	17	37	54	24	6	0	1	1	0
1951-52	Detroit	NHL	67	16	31	47	16	5	1	0	1	0
1952-53	Detroit	NHL	70	19	27	46	8	6	0	4	4	0
1953-54	Detroit	NHL	62	16	33	49	18	12	5	1	6	0
1954-55	Detroit	NHL	70	15	30	45	28	11	2	4	6	17
1955-56	Detroit	NHL	70	16	34	50	39	10	2	4	6	2
1956-57	Detroit	NHL	70	10	25	35	18	5	1	0	1	0
1957-58	Detroit	NHL	61	13	18	31	26	4	0	1	1	2
1958-59	Detroit	NHL	67	8	13	21	34
1959-60	Detroit	NHL	50	6	12	18	10
	Toronto	NHL	18	6	5	11	8	10	3	8	11	2
1960-61	Toronto	NHL	64	20	50	70	12	2	1	0	1	0
1961-62	Toronto	NHL	58	22	27	49	6	12	4	6	10	0
1962-63	Toronto	NHL	66	20	40	60	8	10	2	6	8	6
1963-64	Toronto	NHL	70	11	34	45	16	14	4	9	13	4
1964-65	Toronto	NHL	70	18	28	46	8	6	3	2	5	2
1965-66	Toronto	NHL	63	8	24	32	12	4	0	2	2	0
1966-67	Toronto	NHL	61	14	24	38	4	12	0	5	5	2
NHL Totals			1316	281	542	823	327	164	33	59	92	47

Pro Coaching Record

Season	Club	Lea.	Regular Season				Playoffs	
			W	L	T	Finish	W	L
1967-68	Los Angeles	NHL	31	33	10	Second	3	4
1968-69	Los Angeles	NHL	24	42	10	Fourth	4	7
1969-70	Pittsburgh	NHL	26	38	12	Second	6	4
1970-71	Pittsburgh	NHL	21	37	20	Sixth	-	-
1971-72	Pittsburgh	NHL	26	38	14	Fourth	0	4
Coaching Totals			128	188	66		13	19



JACK BUTTON
Director of Player Personnel

Jack Button begins his fourth year in the Penguin organization with the title of Director of Player Personnel and Assistant General Manager.

The 33-year old Button is responsible for evaluating every player in the organization and also for heading the scouting staff.

Mr. Button started out in hockey as publicity director for Rochester (AHL) and then held a similar post with the American Hockey League.

He is currently in the middle of a three-year contract with the Penguins.



KENT BOWEN
Treasurer

Every professional sports team must have someone to control the purse strings, and with the Penguins, Kent Bowen holds that responsibility. Kent is in his fifth year with the team and also serves as president of the Igloo Club in the arena. He is a native of West Virginia and graduated from the University of Pittsburgh.

TERRY SCHIFFHAUER
Director of Press Relations

Terry Schiffhauer begins his third year as Director of Press Relations with the Penguins following six years at WJAC-TV in Johnstown and two years as publicity director for the Johnstown Jets (EHL).



KEN CARSON
Trainer

The Pittsburgh Penguins have had only one trainer and he is one of the best in the business. Ken Carson is in his sixth season as the man with the tape and skate sharpener after spending several years as a minor league trainer.



JOHN DOOLAN
Assistant Trainer

John Doolan is in his third season as Ken Carson's right hand man and is gaining a vast knowledge of the duties of being a head trainer.





MARV PARLIAMENT
Director of Sales

Marv Parliament is in his fifth year with the Penguins and handles all of the advertising and group ticket sales for the Penguins. He played college hockey at Colorado College where he graduated in 1964.



TERRY CHAMBERS
Director of Sales Co-ordinator

Terry Chambers is the newest member of the front office staff after graduating from Colgate University and serving as a Lt. j.g. in the U.S. Navy. Terry co-ordinates all advertising and promotions.



EVI METCALF
Ticket Manager

Evi Metcalf is the lady behind the scene that handles the hundreds of problems with tickets and their distribution. Mrs. Metcalf is now in her sixth year with the Penguins ticket department.

PENS ON RADIO AND TV



Jim Forney, the Voice of the Penguins will be heard 78 times this year on KDKA Radio (1020 AM).



Sam Nover will be calling the Play by Play for WIIC-TV (Channel 11) during twelve away games this year. Sam is Sports Director at WIIC-TV. (TV schedule on page 74)



SYL APPS

Center 6' 185 lbs.
 Age: 25 (August 1, 1947)
 Born: Toronto, Ontario
 Home: Kingston, Ontario
 Shoots: Right

Syl Apps has provided Pittsburgh fans with plenty of thrills from the first day he came to the Penguins. In just over 100 games since coming from the New York Rangers he has become the 11th highest scorer in Penguin history. Last year was the first full-season with Pittsburgh and he led the team in scoring with a record equalling 59 points, despite missing 6 games with a leg injury. His 44 assists were a new high. The Kingston bachelor also holds the club record of scoring 4 points in one period. Syl's father was a former great with the Toronto Maple Leafs and is a member of the Hockey Hall of Fame.

Season	Club	League	Regular Season					Playoffs				
			GP	G	A	TP	PIM	GP	G	A	TP	PIM
1968-69	Buffalo	AHL	2	1	2	3	4
1969-70	Omaha	CHL	68	16	38	54	43	12	10	9	19	4
	Buffalo	AHL	7	2	3	5	6
1970-71	New York	NHL	31	1	2	3	11
	Omaha	CHL	11	0	5	5	4
	Pittsburgh	NHL	31	9	16	25	21
1971-72	Pittsburgh	NHL	72	15	44	59	78	4	1	0	1	0
	NHL Totals		134	25	62	87	110	4	1	0	1	0



LARRY BIGNELL

Defense 5'11" 175 lbs.
 Age: 22 (January 7, 1950)
 Born: Edmonton, Alta.
 Home: Edmonton, Alta.
 Shoots: Left

After two years of minor league experience, Larry Bignell is almost ready to break into the Penguins' lineup at defense. The 22-year old backliner was a third round draft pick in the 1970 Amateur Draft. He can play either side on defense and has a good shot. He also likes to mix it up and rates as one of the better fighters on the club.

Season	Club	League	Regular Season					Playoffs				
			GP	G	A	TP	PIM	GP	G	A	TP	PIM
1970-71	Amarillo	CHL	68	3	16	19	64
1971-72	Hershey	AHL	58	4	10	14	59	3	0	0	0	4



LES BINKLEY

Goaltender 6'0" 175 lbs.
 Age: 38 (June 6, 1934)
 Born: Owen Sound, Ontario
 Home: Walkerton, Ontario
 Shoots: Right

Les Binkley has played in almost 200 games for the Penguins since breaking in as a rookie when he was 32 years old. Binkley was the first player ever purchased by the Penguins after many outstanding years in the American Hockey League. Due to his longevity with the club, he holds most of the goaltenders records. "Bink" played in 31 games last year and had a 3.55 goals against average.

Season	Club	League	Regular Season				Playoffs					
			GP	MIN	GA	SO	AVG	GP	MIN	GA	SO	AVG
1958-59	Cleveland	AHL	1	3	0	3.00
1959-60	Out of Professional Hockey											
1960-61	Cleveland	AHL	8	11	0	1.38	4	18	0	4.50
1961-62	Cleveland	AHL	60	181	5	3.02
1962-63	Cleveland	AHL	63	203	4	3.22	7	22	1	3.14
1963-64	Cleveland	AHL	65	180	3	2.77
1964-65	Cleveland	AHL	50	152	0	3.91
1965-66	Cleveland	AHL	66	192	2	2.93	12	27	1	2.33
1966-67	San Diego	WHL	54	190	1	3.56
1967-68	Pittsburgh	NHL	54	3141	151	6	2.88
1968-69	Pittsburgh	NHL	50	2885	158	0	3.29
1969-70	Pittsburgh	NHL	27	1477	79	3	3.21	7	428	15	0	2.10
1970-71	Pittsburgh	NHL	34	1870	89	2	2.85
1971-72	Pittsburgh	NHL	31	1673	98	0	3.51
	NHL Totals		196	11046	575	11	3.12	7	428	15	0	2.10



ROBIN BURNS

Left Wing 6'0" 195 lbs.
 Age: 26 (August 27, 1946)
 Born: Montreal, Quebec
 Home: Montreal, Quebec
 Shoots: Left

Robin Burns is one of the hardest working forwards in the Pittsburgh organization. He came to the Penguins in 1970 from the Montreal system. Burns is not a big goal scorer, although he had 18 with Hershey last year, but takes pride in his hard checking and all out effort. Robin has played in 15 games with the Pens the past two seasons and is looking forward to a longer stay with the team this year.

Season	Club	League	Regular Season					Playoffs				
			GP	G	A	TP	PIM	GP	G	A	TP	PIM
1967-68	Houston	CPHL	65	21	25	46	61
1968-69	Houston	CHL	61	12	18	30	63	3	0	0	0	0
1969-70	Mtl. Voy.	AHL	62	13	7	20	33	8	0	1	1	0
1970-71	Amarillo	CHL	46	16	24	40	49
	Pittsburgh	NHL	10	0	3	3	4
1971-72	Pittsburgh	NHL	5	0	0	0	8
	Hershey	AHL	65	18	15	33	58	4	1	1	2	10
	NHL Totals		15	0	3	3	12



DAVE BURROWS

Defense 6'1" 175 lbs.
 Age: 23 (January 11, 1949)
 Born: Toronto, Ontario
 Home: New Market, Ontario
 Shoots: Left

Dave Burrows was the 1971-72 Penguin Rookie of the Year, but if the league had to award a similar award to the top defenseman, Burrows would have won that honor also. The 23-year old defender was claimed from the Chicago Black Hawks in the 1971 Intra-League Draft and proved to be one of the best defensive players ever to put on a Penguin jersey. Opposing forwards have found going around Burrows a near impossibility. He rates as one of the best defensemen in the NHL and should be on the All Star teams for his defensive prowess.

Season	Club	League	Regular Season					Playoffs				
			GP	G	A	TP	PIM	GP	G	A	TP	PIM
1969-70	Dallas	CHL	69	4	9	13	45	---	---	---	---	---
	Portland	WHL	---	---	---	---	---	11	1	2	3	6
1970-71	Dallas	CHL	67	1	11	12	49	10	0	2	2	4
1971-72	Pittsburgh	NHL	77	2	10	12	48	4	0	0	0	4
	NHL Totals		77	2	10	12	48	4	0	0	0	4



STEVE CARDWELL

Left Wing 5'10" 175 lbs.
 Age: 23 (August 18, 1949)
 Born: Toronto, Ontario
 Home: Toronto, Ontario
 Shoots: Left

It took Steve Cardwell a year and a half to develop into a National Hockey League performer, but when he arrived, he added a much needed scoring punch and toughness to the team. Steve was the leading goal scorer for Hershey when he was called up at the beginning of February. In his first game he scored the tying goal against St. Louis, in a game that eventually turned the Pens into a solid playoff contender. Steve scored 7 goals in 28 games, with most of them coming at crucial points in the game.

Season	Club	League	Regular Season					Playoffs				
			GP	G	A	TP	PIM	GP	G	A	TP	PIM
1970-71	Amarillo	CHL	63	16	34	50	166	---	---	---	---	---
	Pittsburgh	NHL	5	0	1	1	15	---	---	---	---	---
1971-72	Hershey	AHL	46	17	26	43	32	---	---	---	---	---
	Pittsburgh	NHL	28	7	8	15	18	4	0	0	0	2
	NHL Totals		33	7	9	16	33	4	0	0	0	2



DARRYL EDESTRAND

Defense 5'11" 180 lbs.
 Age: 26 (November 6, 1945)
 Born: Strathroy, Ontario
 Home: London, Ontario
 Shoots: Left

Darryl Edestrand got a second chance to play in the NHL last year, and he made the most of it. Purchased from Hershey, the 26-year old defenseman set a new record for defensemen with 10 goals, although he also played several games at left wing. His 33 points also equalled the club scoring record by defensemen. He is a good rushing defenseman and has been a pro since 1965. He previously played a handful of games with St. Louis and Philadelphia before coming to the Penguins.

Season	Club	League	Regular Season					Playoffs				
			GP	G	A	TP	PIM	GP	G	A	TP	PIM
1965-66	Rochester	AHL	17	1	2	3	10	4	1	0	1	2
1966-67	Rochester	AHL	7	0	1	1	4
1967-68	St. Louis	NHL	12	0	0	0	2
	Kansas City	CPHL	53	2	32	34	84	7	0	3	3	4
1968-69	Quebec	AHL	74	7	23	30	108	15	1	5	6	23
1969-70	Philadelphia	NHL	2	0	0	0	6
	Quebec	AHL	71	10	30	40	106	6	0	1	1	8
1970-71	Hershey	AHL	72	6	30	36	109	4	0	0	0	2
1971-72	Pittsburgh	NHL	77	10	23	33	52	4	0	2	2	0
	NHL Totals		91	10	23	33	60	4	0	2	2	0




ROY EDWARDS

Goaltender 5'8" 165 lbs.
 Age: 35 (March 12, 1937)
 Born: Seneca Twp., Ontario
 Home: Caledonia, Ontario
 Shoots: Left

Having a goaltender with a lifetime goals against average of under 3.00 is a real blessing, and with Roy Edwards, the Penguins have just such a goalie. Roy has been a pro since 1958, and in the NHL since 1967 when he was drafted by Pittsburgh, but traded to Detroit. He was the backbone for four seasons with the Red Wings before being picked up in the Inter-League Draft last year. He played in 15 games and had a 2.55 goals against average during 1971-72.

Season	Club	League	Regular Season					Playoffs				
			GP	MIN	GA	SO	AVG	GP	MIN	GA	SO	AVG
1958-59	Calgary	WHL	63	192	2	3.04	8	27	0	3.37
1959-60	Buffalo	AHL	72	267	4	3.71
1960-61	Buffalo	AHL	30	128	1	4.27
	Sa. Ste. Marie	EPHL	37	119	3	3.20	14	34	0	2.42
1961-62	Sa. Ste. Marie	EPHL	36	157	1	4.36
	Pittsburgh	AHL	10	52	0	5.20
	Portland	WHL	8	32	0	4.00
1962-63	Spkn-Calgary	WHL	70	227	0	3.96
1963-64	Buffalo	AHL	47	155	2	3.30
	St. Louis	CPHL	3	8	0	2.66
1964-65	St. Louis	CPHL	65	302	1	4.65
1965-66	Buffalo	AHL	40	140	3	3.52
1966-67	Buffalo	AHL	38	189	0	5.07
1967-68	Fort Worth	CPHL	9	540	12	4	1.33
	Detroit	NHL	41	2177	127	0	3.50
1968-69	Fort Worth	CHL	10	560	28	0	3.00
	Detroit	NHL	40	2099	89	4	2.54
1969-70	Detroit	NHL	47	2683	116	2	2.59	4	206	11	0	3.43
1970-71	Detroit	NHL	37	2104	119	0	3.39
1971-72	Pittsburgh	NHL	15	847	36	0	2.55
	NHL Totals		180	9910	487	6	2.95	4	206	11	0	3.43



VAL FONTEYNE

Left Wing 5'9" 155 lbs.
 Age: 38 (December 2, 1933)
 Born: Wetaskiwin, Alberta
 Home: Wetaskiwin, Alberta
 Shoots: Left

Val Fonteyne has been skating up and down his wing since 1959 in the NHL and continues to turn in the same reliable performance every game. One of the most underrated players in the league, Val can kill a penalty with the best of them or move into a slump-ridden scoring line and turn them into a productive trio again, as was the case last year with Syl Apps and Jean Pronovost. Val has played in 349 games for Pittsburgh, the most by any player in history.

Season	Club	League	Regular Season					Playoffs				
			GP	G	A	TP	PIM	GP	G	A	TP	PIM
1954-55	N. W'minster	WHL	7	0	1	1	0
1955-56	Seattle	WHL	70	18	18	36	0
1956-57	Seattle	WHL	70	24	40	64	6	6	5	1	6	2
1957-58	Seattle	WHL	70	34	41	75	11	9	4	4	8	0
1958-59	Seattle	WHL	64	32	49	81	2	12	6	5	11	0
1959-60	Detroit	NHL	69	4	7	11	2	6	0	4	4	0
1960-61	Detroit	NHL	66	6	11	17	4	11	2	3	5	0
1961-62	Detroit	NHL	70	5	5	10	4
1962-63	Detroit	NHL	67	6	14	20	2	11	0	0	0	0
1963-64	New York	NHL	69	7	18	25	4
1964-65	Baltimore	AHL	9	2	3	5	2
	New York	NHL	27	0	1	1	2
1965-66	Pittsburgh	AHL	12	5	7	12	6
	Detroit	NHL	59	5	10	15	0	12	1	0	1	4
1966-67	Pittsburgh	AHL	17	5	11	16	0	9	3	5	8	4
	Detroit	NHL	28	1	1	2	0
1967-68	Pittsburgh	NHL	69	6	28	34	0
1968-69	Pittsburgh	NHL	74	12	17	29	2
1969-70	Pittsburgh	NHL	68	11	15	26	2	10	0	2	2	0
1970-71	Pittsburgh	NHL	70	4	9	13	0
1971-72	Pittsburgh	NHL	68	6	13	19	0	4	0	0	0	2
	NHL Totals		820	75	154	229	26	59	3	10	13	6



NICK HARBARUK

Right Wing 6'0" 190 lbs.
 Age: 29 (August 16, 1943)
 Born: Drohiczyn, Poland
 Home: Toronto, Ontario
 Shoots: Right

The title of "Iron Man" on the Penguins roster certainly belongs to Nick Harbaruk. The 29-year old native of Poland has played in 212 consecutive games, counting playoffs, and has not been out of the lineup since January 3, 1970. He is a strong defensive player, but over the past two seasons has accounted for 25 goals. Nick is in his fourth season with Pittsburgh after being claimed in the 1969 Inter-League Draft from Toronto.

Season	Club	League	Regular Season					Playoffs				
			GP	G	A	TP	PIM	GP	G	A	TP	PIM
1961-62	Pittsburgh	AHL	1	0	0	0	0
1962-64	Out of Professional Hockey											
1964-65	Rochester	AHL	2	0	0	0	0
	Tulsa	CHL	67	27	43	70	65	12	5	8	13	25
1965-66	Tulsa	CHL	70	20	46	66	97	11	1	4	5	10
1966-67	Tulsa	CHL	70	14	26	40	84
1967-68	Tulsa	CHL	54	20	30	50	96	11	1	6	7	14
1968-69	Vancouver	WHL	3	1	1	2	2
	Tulsa	CHL	69	26	19	45	89	7	2	5	7	19
1969-70	Pittsburgh	NHL	74	5	17	22	56	10	3	0	3	20
1970-71	Pittsburgh	NHL	78	13	12	25	108
1971-72	Pittsburgh	NHL	78	12	17	29	46	4	0	1	1	0
	NHL Totals		230	30	46	76	210	14	3	1	4	20



BRYAN HEXTALL

Center 5'11" 180 lbs.
 Age: 31 (May 23, 1941)
 Born: Winnipeg, Manitoba
 Home: Brandon, Manitoba
 Shoots: Left

Bryan Hextall also comes from a family steeped in hockey tradition. His father is a member of the Hockey Hall of Fame and his brother Dennis plays for Minnesota. Bryan is in his fourth year as a Penguin and had his best goal scoring year with a record setting 20. He was the team scoring leader in 1970-71 and also holds the record for penalty minutes by a center with 133. Bryan also led the Pens last year in winning goals with five.

Season	Club	League	Regular Season					Playoffs				
			GP	G	A	TP	PIM	GP	G	A	TP	PIM
1961-62	Kitch-W'trloo	EPHL	56	22	23	45	48	7	1	0	1	0
1962-63	NY Rangers	NHL	21	0	2	2	10
	Baltimore	AHL	50	8	14	22	26
1963-64	Baltimore	AHL	54	10	12	22	39
1964-65	Baltimore	AHL	71	13	30	43	46	5	0	2	2	6
1965-66	Vancouver	WHL	41	8	20	28	37	7	3	1	4	23
1966-67	Vancouver	WHL	61	14	42	56	60	8	3	5	8	11
1967-68	Rochester	AHL	72	24	47	71	134	11	4	10	14	13
1968-69	Vancouver	WHL	70	22	56	78	104	8	4	7	11	22
1969-70	Pittsburgh	NHL	66	12	19	31	87	10	0	1	1	34
1970-71	Pittsburgh	NHL	76	16	32	48	133
1971-72	Pittsburgh	NHL	78	20	24	44	126	4	0	2	2	9
	NHL Totals		241	48	77	125	356	14	0	3	3	43




SHELDON KANNEGIESSER

Defense 6'0" 185 lbs.
 Age: 25 (August 15, 1947)
 Born: North Bay, Ontario
 Home: North Bay, Ontario
 Shoots: Left

Sheldon Kannegiesser is developing into one of the fine young defensemen in the Penguins organization and has all of the size and credentials to play in the NHL for a long time. Shelly came to the Pens in 1971 as part of the Syl Apps trade, and played in 18 games. He played in 54 games last year and is looking forward to playing in his first full season with the Pens. Off the ice, Sheldon is considered as one of the best dressed players in the game.

Season	Club	League	Regular Season					Playoffs				
			GP	G	A	TP	PIM	GP	G	A	TP	PIM
1967-68	Omaha	CPHL	20	1	2	3	11
	Buffalo	AHL	47	4	2	6	20	5	0	0	0	0
1968-69	Omaha	CHL	70	8	13	21	104	7	1	1	2	6
1969-70	Buffalo	AHL	17	1	2	3	14
	Kansas City	CHL	36	0	7	7	44
1970-71	Omaha	CHL	46	4	10	14	75
	Amarillo	CHL	7	2	2	4	4
	Pittsburgh	NHL	18	0	2	2	29
1971-72	Pittsburgh	NHL	54	2	4	6	47
	NHL Totals		72	2	6	8	76



RICK KESSELL

Center 5'10" 175 lbs.
 Age: 23 (July 27, 1949)
 Born: Toronto, Ontario
 Home: Toronto, Ontario
 Shoots: Left

Rick Kessel was the first amateur player ever drafted by the Penguins in 1969 and is now ready to move into the lineup on a regular basis. Training camp injuries have hampered his chances the past two years, but his minor league scoring credentials show over 50 goals in two seasons. The first time Rick stepped onto the ice as a Penguin, he scored a goal, in 1970. After three years of seasoning, Kessel is ready to play.


Season	Club	League	Regular Season					Playoffs				
			GP	G	A	TP	PIM	GP	G	A	TP	PIM
1969-70	Baltimore	AHL	53	15	21	36	6	5	1	1	2	0
	Pittsburgh	NHL	8	1	2	3	2
1970-71	Amarillo	CHL	62	31	38	69	10
	Pittsburgh	NHL	6	0	2	2	2
1971-72	Hershey	AHL	54	24	19	43	12
	Pittsburgh	NHL	3	0	1	1	0
NHL Totals			17	1	5	6	4



RON LALONDE

Center 5'9" 170 lbs.
 Age: 19 (October 30, 1952)
 Born: Toronto, Ontario
 Home: Scarborough, Ontario
 Shoots: Left


Ron Lalonde is another Penguin draft choice that has been impressive in training camp and could earn a spot on the roster. He was captain of the Peterborough team that surprised everybody in the Ontario Hockey Association playoffs and helped lead them to the finals of the Memorial Cup Playoffs. Ron scored 26 goals in 58 games with Peterborough, but is also a strong two-way player and reminds people of Ron Schock in the style of play and overall hustle.



JACK LYNCH

Defense 6'2" 185 lbs.
 Age: 20 (May 25, 1952)
 Born: Toronto, Ontario
 Home: St. Catharines, Ontario
 Shoots: Right

Jack Lynch was the Penguins top draft choice in this year's crop of amateurs and could be one of the best young players ever to lace up the skates. Jack has the size and is an excellent offensive minded defenseman. Learning some basic defensive skills will help polish Jack into an NHL player. Even if Jack starts the season in Hershey under Frank Mathers, it won't take him long to make it to the Civic Arena. Jack scored 18 goals in 59 games as a junior with Oshawa and recently turned pro by signing a two-year contract with the Pens.



LOWELL MACDONALD

Right Wing 5'11" 185 lbs.
 Age 31 (August 30, 1941)
 Born: New Glasgow, Nova Scotia
 Home: Thornburn, Nova Scotia
 Shoots: Right

If Lowell MacDonald can overcome four knee operations in the past two years, he could be the big surprise of the 1972-73 season. Lowell has always had the reputation as a goal scorer, but the bad knee has kept him sidelined for two years. Through training camp and exhibition games, Lowell has appeared to be 100 per cent recovered and was being tested at left wing. Lowell scored 21 goals under Red Kelly in Los Angeles in 1967-68 and was the first King to ever score the three-goal hat trick.

Season	Club	League	Regular Season					Playoffs				
			GP	G	A	TP	PIM	GP	G	A	TP	PIM
1961-62	Detroit	NHL	1	0	0	0	2
1962-63	Detroit	NHL	26	2	1	3	8	1	0	0	0	2
1963-64	Pittsburgh	AHL	41	20	19	39	4
	Detroit	NHL	10	1	4	5	0
1964-65	Pittsburgh	AHL	59	39	29	60	6	5	3	1	4	2
	Pittsburgh	AHL	59	16	20	36	10	2	0	0	0	0
1965-66	Detroit	NHL	9	2	1	3	0
	Rochester	AHL	1	0	0	0	0
1966-67	Tulsa	CHL	57	33	25	58	4	11	5	4	9	0
	Tulsa	CHL	33	14	17	31	8
1967-68	Los Angeles	NHL	74	21	24	45	12	7	3	4	7	2
1968-69	Springfield	AHL	9	6	9	15	0
	Los Angeles	NHL	55	14	14	28	10	7	2	3	5	0
1969-70	Springfield	AHL	14	4	3	7	0	3	0	0	0	0
1970-71	Pittsburgh	NHL	10	0	1	1	0
1971-72	Pittsburgh	NHL	Did Not Play
	NHL Totals		185	40	45	85	32	15	5	7	12	4




AL McDONOUGH

Right Wing 6'1" 175 lbs.
 Age: 22 (June 6, 1950)
 Born: Hamilton, Ontario
 Home: St. Catharines, Ontario
 Shoots: Right

Al McDonough was a mid-season acquisition from the Los Angeles Kings in a trade for defenseman Bob Woytowich. After a slow start, the 22-year old winger showed why he was a first round draft choice in 1970 by the Kings. Al scored 7 goals over the last 21 games for the Pens and played the point with Eddie Shack on the power play. McDonough was a star at St. Catharines in the OHA while a junior, and led the league in scoring with 47 goals in his final year of play. He is rated as a smooth skater with a strong and accurate shot.

Season	Club	League	REGULAR SEASON					PLAYOFFS				
			GP	G	A	TP	PIM	GP	G	A	TP	PIM
1970-71	Los Angeles	NHL	6	2	1	3	0
	Springfield	AHL	65	33	16	49	27	12	1	2	3	9
1971-72	Los Angeles	NHL	31	3	2	5	8
	Pittsburgh	NHL	37	7	11	18	8	4	0	1	1	0
	NHL Totals		74	12	14	26	16	4	0	1	1	0



BRIAN McKENZIE

Left Wing 5'10" 170 lbs.
 Age: 21 (March 16, 1951)
 Born: St. Catharines, Ontario
 Home: St. Catharines, Ontario
 Shoots: Left

Brian McKenzie is also a graduate of St. Catharines and a potential star of the future. He was the first player selected by the Penguins in the 1971 Amateur Draft after scoring 39 goals and 124 points in leading St. Catharines to the OHA title. Brian scored 15 goals with Hershey last year and also scored his first NHL goal against St. Louis.

Season	Club	League	REGULAR SEASON					PLAYOFFS				
			GP	G	A	TP	PIM	GP	G	A	TP	PIM
1971-72	Pittsburgh	NHL	6	1	1	2	4
	Hershey	AHL	66	15	13	28	92	4	0	0	0	0
	NHL Totals		6	1	1	2	4



CAM NEWTON

Goaltender 5'10" 165 lbs.
 Age: 22 (February 25, 1950)
 Born: Peterborough, Ontario
 Home: Kitchener, Ontario
 Shoots: Left

Cam Newton has spent two seasons in the minors and has learned the tricks of the trade in the goalkeeping department. Last year in Hershey he compiled a 3.80 average in 35 games. He played in 5 games with Pittsburgh in 1970-71 and impressed fans with his challenging style of play. No matter where Newton plays, he will be a more than adequate goalie.

Season	Club	League	Regular Season				Playoffs					
			GP	MIN	GA	SO	AVG	GP	MIN	GA	SO	AVG
1970-71	Pittsburgh	NHL	5	281	16	0	3.41	
	Amarillo	CHL	15	873	68	0	4.74	
1971-72	Hershey	AHL	35	2065	131	0	3.80	1	60	7	0	7.00
	NHL Totals		5	281	16	0	3.41	



JOE NORIS

Defense
 Age: 21 (October 26, 1951)
 Born: Denver, Colorado
 Home: Toronto, Ontario
 Shoots: Right

The only American citizen on the Pittsburgh roster is Denver, Colorado native, Joe Noris. The 21-year old defenseman was the second player picked in the 1971 Amateur draft after an outstanding year with the Toronto Marlboros of the OHA. Joe was the real surprise in last year's training camp and earned a spot on the roster as a rookie. He played half a season on defense before being sent to Hershey. He has a strong shot and after a year of professional experience, has developed into a strong defensive player.

Season	Club	League	REGULAR SEASON					PLAYOFFS				
			GP	G	A	TP	PIM	GP	G	A	TP	PIM
1971-72	Pittsburgh	NHL	35	2	5	7	20
	Hershey	AHL	42	8	15	23	37	4	1	1	2	8
	NHL Totals		35	2	5	7	20	



GREG POLIS

Left Wing 5'11" 190 lbs.
 Age 22 (August 8, 1950)
 Born: Westlock, Alberta
 Home: Dapp, Alberta
 Shoots: Left

Greg Polis continues to improve and impress, and that is good news for Penguin fans. He was the first round draft choice in 1970 by the Penguins and scored 18 goals as a rookie and won the Michel Briere Memorial Trophy as the rookie of the year. Last year, Greg set a record for left wings and shared the club record by scoring 30 goals. He was the team leader with 8 power play goals, and his last minute goal in Philadelphia on April 1, 1972 kept the Pens from being eliminated from a playoff berth. Greg has been the Pittsburgh representative in the All Star game the past two years.

Season	Club	League	Regular Season					Playoffs				
			GP	G	A	TP	PIM	GP	G	A	TP	PIM
1970-71	Pittsburgh	NHL	61	18	15	33	40					
1971-72	Pittsburgh	NHL	76	30	19	49	38	4	0	2	2	0
	NHL Totals		137	48	34	82	78	4	0	2	2	0




JEAN PRONOVOST

Right Wing 5'11" 180 lbs.
 Age: 26 (December 18, 1945)
 Born: Shawinigan Falls, Quebec
 Home: Beauharnois, Quebec
 Shoots: Right

Every year Jean Pronovost increases his scoring total, and last year was no exception as he checked in with a record 30 goals. Pronie holds the records of five points in one game and scoring in seven consecutive games, as well as being the all-time goal scoring leader with 87. He is the second all-time point scoring leader and was voted the Penguins' Most Valuable Player last year and the Player's Player Award for the last three years in a row. At the age of 26, Pronie is on the threshold of being one of the top right wings in the NHL and should have the crowd doing their "Let's Go Pronovost" cheer many times this season.

Season	Club	League	Regular Season					Playoffs				
			GP	G	A	TP	PIM	GP	G	A	TP	PIM
1966-67	Okla. City	CHL	68	21	24	45	81	11	5	2	7	12
1967-68	Okla. City	CHL	49	25	25	50	41	7	3	4	7	6
1968-69	Pittsburgh	NHL	76	16	25	41	14					
1969-70	Pittsburgh	NHL	72	20	21	41	45	10	3	4	7	2
1970-71	Pittsburgh	NHL	78	21	24	45	35					
1971-72	Pittsburgh	NHL	68	30	23	53	12	4	1	1	2	0
	NHL Totals		294	87	93	180	133	14	4	5	9	2



DUANE RUPP

Defense 6'1" 195 lbs.
 Age: 34 (March 29, 1938)
 Born: Macnutt, Saskatchewan
 Home: Pittsburgh, Pa.
 Shoots: Left

Duane Rupp was one of the main reasons the Pens made the playoffs last season. He started the season in Hershey but when he was recalled he put some defensive muscle into the lineup as well as a strong scoring punch. Duane helped set up 21 goals in 38 games and his outstanding defensive work earned him the Bill McCracken Unsung Hero Award. Duane has been with the Penguins since 1969, coming to Pittsburgh in a trade for Leo Boivin. He shares the club record for points by a defenseman and is one of two NHL defensemen to score the three goal hat trick. Duane resides in Pittsburgh year round and operates a sporting goods store.

Season	Club	League	Regular Season					Playoffs				
			GP	G	A	TP	PIM	GP	G	A	TP	PIM
1960-61	Kitch-Wtrloo	EPHL	69	10	14	24	26	7	1	1	2	6
1961-62	Springfield	AHL	27	7	9	16	10
	Vancouver	WHL	35	3	13	16	14
1962-63	NY Rangers	NHL	2	0	0	0	0
	Baltimore	AHL	71	4	17	21	42	3	0	2	2	11
1963-64	Balt-Roch	AHL	76	3	13	16	81	2	0	1	1	0
1964-65	Toronto	NHL	2	0	0	0	0
	Rochester	AHL	71	4	30	34	50	10	1	7	8	18
1965-66	Rochester	AHL	70	7	34	41	86	12	0	8	8	30
	Toronto	NHL	2	0	1	1	0
1966-67	Rochester	AHL	59	7	35	42	84	13	0	5	5	13
	Toronto	NHL	3	0	0	0	0
1967-68	Toronto	AHL	71	1	8	9	42
1968-69	Minnesota	NHL	29	2	1	3	8
	Cleveland	AHL	13	3	6	9	38
	Pittsburgh	NHL	30	3	10	13	24
1969-70	Pittsburgh	NHL	64	2	14	16	18	6	2	2	4	2
1970-71	Pittsburgh	NHL	59	5	28	33	34
1971-72	Hershey	AHL	38	2	21	23	36
	Pittsburgh	NHL	34	4	18	22	32	4	0	0	0	6
	NHL Totals		296	17	80	97	160	10	2	2	4	8



JIM RUTHERFORD

Goaltender 5'8" 160 lbs.
 Age: 23 (February 17, 1949)
 Born: Beeton, Ontario
 Home: Beeton, Ontario
 Shoots: Left

Jimmy Rutherford was a pleasant surprise to the Penguins last year. He was acquired from Detroit in the Intra-League Draft and forced Red Kelly to go with three goalies at the start of the season. He was sent down to the minors for one week, but when he returned he provided some strong goaltending and was used almost exclusively down the home stretch. He played in all four playoff games and was fantastic, despite the Pens dropping all four by close margins. He turned in the only shutout of the season on his 23rd birthday (February 17) when he blanked Buffalo 2-0 (the first regular season win in two years over the Sabres).

Season	Club	League	Regular Season				Playoffs					
			GP	MIN	GA	SO	AVG	GP	MIN	GA	SO	AVG
1969-70	Fort Worth	CHL	35	2060	92	1	2.68	4	244	12	0	3.00
1970-71	Fort Worth	CHL	3	180	11	0	3.66
	Detroit	NHL	29	1498	94	1	3.76
1971-72	Hershey	AHL	3	180	7	0	2.33
	Pittsburgh	NHL	40	2160	116	1	3.22	4	240	14	0	3.50
	NHL Totals		69	3658	210	2	3.44	4	240	14	0	3.50



KEN SCHINKEL

Right Wing 5'10" 170 lbs.
 Age: 39 (November 27, 1932)
 Born: Jansen, Saskatchewan
 Home: Fonthill, Ontario
 Shoots: Right

Ken Schinkel was the only original Penguin from the 1967 roster in training camp and although he is the oldest player on the club, "Whitey" appears ready to have another big year. Last year he scored 15 goals and 45 points. Schinkel is the all-time scoring leader with 215 points and leads in assists with 133. He played in the 1968 All Star game and was selected to play in 1970 until a shoulder injury put him out of action.

Season	Club	League	Regular Season					Playoffs				
			GP	G	A	TP	PIM	GP	G	A	TP	PIM
1953-54	Springfield	QHL	39	3	14	17	6
	Syracuse	AHL	28	7	14	21	4
1954-55	Out of Professional Hockey											
1955-56	Springfield	AHL	57	18	16	34	42
1956-57	Springfield	AHL	64	22	36	58	2
1957-58	Springfield	AHL	70	11	27	38	40	13	3	3	6	2
1958-59	Springfield	AHL	70	43	42	85	19
1959-60	New York	NHL	69	13	16	29	27
1960-61	New York	NHL	38	2	6	8	18
	Springfield	AHL	28	13	8	21	25	7	3	3	6	9
1961-62	New York	NHL	65	7	21	28	17	2	1	0	1	0
1962-63	New York	NHL	69	6	9	15	15
1963-64	New York	NHL	4	0	0	0	0
	Baltimore	AHL	64	23	33	56	35
1964-65	Baltimore	AHL	72	30	41	71	16	5	1	2	3	0
1965-66	Baltimore	AHL	72	30	45	75	31
1966-67	Baltimore	AHL	51	25	31	56	29
	New York	NHL	20	6	3	9	0	4	0	1	1	0
1967-68	Pittsburgh	NHL	57	14	25	39	19
1968-69	Pittsburgh	NHL	76	18	34	52	18
1969-70	Pittsburgh	NHL	72	20	25	45	19	10	4	1	5	4
1970-71	Pittsburgh	NHL	50	15	19	34	6
1971-72	Pittsburgh	NHL	74	15	30	45	8	3	2	0	2	0
	NHL Totals		594	116	188	304	147	19	7	2	9	4



RON SCHOCK

Center 5'10" 175 lbs.
 Age 28 (December 19, 1943)
 Born: Chapleau, Ontario
 Home: Niagara Falls, Ontario
 Shoots: Left

Ron Schock is one player who proves that hard work and hustle pay off. The 28-year old center scored a career high 17 goals and 46 points last year. Ronnie started professional hockey in the Boston organization and went to St. Louis before coming to the Pens in 1969. Schock also spends a lot of time on the ice killing penalties and scored two shorthanded markers last year.

Season	Club	League	Regular Season					Playoffs				
			GP	G	A	TP	PIM	GP	G	A	TP	PIM
1962-63	Kingston	EPHL	1	0	1	1	0
1963-64	Minneapolis	CHL	2	0	3	3	0
	Boston	NHL	5	1	2	3	0
1964-65	Boston	NHL	33	4	7	11	14
1965-66	Boston	NHL	13	3	1	4	6
	San Francisco	WHL	43	11	21	32	28	7	1	5	6	6
1966-67	Boston	NHL	66	10	20	30	8
1967-68	St. Louis	NHL	55	9	9	18	17	12	1	2	3	0
	Kansas City	CHL	10	2	8	10	2
1968-69	St. Louis	NHL	67	12	27	39	14	12	1	2	3	6
1969-70	Pittsburgh	NHL	76	8	21	29	40	10	1	6	7	7
1970-71	Pittsburgh	NHL	71	14	26	40	20
1971-72	Pittsburgh	NHL	77	17	29	46	22	4	1	0	1	6
	NHL Totals		463	78	142	220	141	38	4	10	14	19



EDDIE SHACK

Left Wing 6'1" 195 lbs.
 Age: 35 (February 11, 1937)
 Born: Sudbury, Ontario
 Home: (?)
 Shoots: Left

Everybody hates Eddie Shack until he plays for their team. Eddie "The Entertainer" came to the Pens late last season and gave them the impedus they were looking for in making the playoffs. He scored 5 goals in 13 games and averaged at least a point a game through the final month of the season. Eddie has played for New York, Boston, Toronto, Los Angeles and Buffalo.

Season	Club	League	REGULAR SEASON					PLAYOFFS				
			GP	G	A	TP	PIM	GP	G	A	TP	PIM
1957-58	Providence	AHL	35	16	18	34	98
1958-59	NY Rangers	NHL	67	7	14	21	109
1959-60	NY Rangers	NHL	62	8	10	18	110
	Springfield	AHL	9	3	4	7	10
1960-61	NY Rangers	NHL	12	1	2	3	17
	Toronto	NHL	55	14	14	28	90	4	0	0	0	2
1961-62	Toronto	NHL	44	7	14	21	62	9	0	0	0	18
1962-63	Toronto	NHL	63	16	9	25	97	10	2	1	3	11
1963-64	Toronto	NHL	64	11	10	21	128	13	0	1	1	25
1964-65	Toronto	NHL	67	5	9	14	68	5	1	0	1	8
1965-66	Rochester	AHL	8	3	4	7	12
	Toronto	NHL	63	26	17	43	88	4	2	1	3	33
1966-67	Toronto	NHL	63	11	14	25	58	8	0	0	0	8
1967-68	Boston	NHL	70	23	19	42	107	4	0	1	1	6
1968-69	Boston	NHL	50	11	11	22	74	9	0	2	2	23
1969-70	Los Angeles	NHL	73	22	12	34	113
1970-71	Los Angeles	NHL	11	2	2	4	8
	Buffalo	NHL	56	25	17	42	93
1971-72	Buffalo	NHL	50	11	14	25	34
	Pittsburgh	NHL	18	5	9	14	12	4	0	1	1	15
	NHL Totals		888	205	197	402	1268	70	5	7	12	149




BRYAN WATSON

Defense 5'10" 170 lbs.
 Age: 29 (November 14, 1942)
 Born: Bancroft, Ontario
 Home: Bancroft, Ontario
 Shoots: Right

If there is one player who can turn a game around when things are going the wrong way, it is pesky Bryan Watson. "Bugsy" will never be acknowledged as a defensive stalwart, but opposing forwards are wary about going into corners with Watson. Now in his fifth season with the Pens, Watson is the all time penalty leader with 555 minutes. He led the National Hockey League in that department last year with a club record 212 minutes. He also scored a career high three goals and 20 points.

Season	Club	League	Regular Season					Playoffs				
			GP	G	A	TP	PIM	GP	G	A	TP	PIM
1962-63	Hull-Ottawa	EPHL	3	1	1	2	0
1963-64	Omaha	CHL	9	1	1	2	12
	Mtl. Can.	NHL	39	0	2	2	18	6	0	0	0	2
1964-65	Quebec	AHL	64	1	16	17	186	5	0	0	0	35
	Mtl. Can.	NHL	5	0	1	1	7
1965-66	Detroit	NHL	70	2	7	9	133	12	2	0	2	30
1966-67	Memphis	CHL	16	1	3	4	76
	Detroit	NHL	48	0	1	1	66
1967-68	Mtl. Can.	NHL	12	0	1	1	9
	Cleveland	AHL	12	2	4	6	22
	Houston	CHL	50	2	37	39	293
1968-69	Oakland	NHL	50	2	3	5	97
	Pittsburgh	NHL	18	0	4	4	35
1969-70	Pittsburgh	NHL	61	1	9	10	189	10	0	0	0	17
1970-71	Pittsburgh	NHL	43	2	6	8	119
1971-72	Pittsburgh	NHL	75	3	17	20	212	4	0	0	0	21
	NHL Totals		421	10	51	61	885	32	2	0	2	70



BOB BARBER

Defense 5'10" 172 lbs.
 Age: 29 (August 31, 1943)
 Born: Fairview, Alta.
 Home: Calgary, Alberta
 Shoots: Left


Season	Club	League	Regular Season					Playoffs				
			GP	G	A	TP	PIM	GP	G	A	TP	PIM
1964-65	Providence	AHL	72	1	12	13	72
1965-66	Houston	CPHL	28	1	5	6	37
	Providence	AHL	32	1	6	7	45
1966-67	Cleveland	AHL	3	0	0	0	0
	Houston	CPHL	48	1	12	13	74	6	0	1	1	6
1967-68	Cleveland	AHL	71	4	23	27	115
1968-69	Hershey	AHL	72	2	29	31	143	11	0	2	2	20
1969-70	Hershey	AHL	66	2	26	28	107	7	1	2	3	14
1970-71	Hershey	AHL	72	5	19	24	76	4	0	0	0	6
1971-72	Hershey	AHL	71	2	19	21	87	4	0	1	1	7



WALLY BOYER

Center 5'8" 165 lbs.
 Age: 35 (September 27, 1937)
 Born: Cowan, Manitoba
 Home: Toronto, Ontario
 Shoots: Left

Season	Club	League	Regular Season					Playoffs				
			GP	G	A	TP	PIM	GP	G	A	TP	PIM
1958-59	Ch-Royals	QHL	28	3	7	10	8	4	0	0	0	0
	N. W'minster	WHL	27	5	5	10	0
	Hershey	AHL	4	0	1	1	2
1959-60	Sudbury	EPHL	70	23	42	65	36	11	2	4	6	4
1960-61	Rochester	AHL	70	24	33	57	31
1961-62	Rochester	AHL	67	20	21	41	67	2	0	0	0	0
1962-63	Springfield	AHL	66	28	45	73	59
1963-64	Rochester	AHL	52	20	19	39	35	2	1	0	1	2
1964-65	Rochester	AHL	70	20	41	61	28	10	2	4	6	4
1965-66	Rochester	AHL	19	3	10	13	13
	Toronto	NHL	46	4	17	21	23	4	0	1	1	0
1966-67	Portland	WHL	17	7	6	13	10
	Chicago	NHL	42	5	6	11	15	1	0	0	0	0
1967-68	Oakland	NHL	74	13	20	33	44
1968-69	Pittsburgh	NHL	62	10	19	29	17
1969-70	Pittsburgh	NHL	72	11	12	23	34	10	1	2	3	0
1970-71	Pittsburgh	NHL	68	11	30	41	30
1971-72	Pittsburgh	NHL	1	0	1	1	0
	Hershey	AHL	64	18	30	48	43	3	1	0	1	2
	NHL Totals		365	54	105	159	163	15	1	3	4	0



BOB BIRDSSELL

Right Wing 5'10" 190 lbs.
 Age: 24 (December 10, 1947)
 Born: Stettler, Alta.
 Home: Stettler, Alta.
 Shoots: Right

Season	Club	League	Regular Season					Playoffs				
			GP	G	A	TP	PIM	GP	G	A	TP	PIM
1969-70	Salt L. City	WHL	60	6	12	18	26
1970-71	Kansas City	CHL	17	2	4	6	4
	Amarillo	CHL	48	10	17	27	11
1971-72	Hershey	AHL	62	9	13	22	18	4	0	0	0	0



BOB FITCHENER

Center 6'1" 185 lbs.
 Age: 22 (December 22, 1950)
 Born: Sudbury, Ontario
 Home: Brandon, Manitoba
 Shoots: Left


Season	Club	League	Regular Season					Playoffs				
			GP	G	A	TP	PIM	GP	G	A	TP	PIM
1970-71	Amarillo	CHL	70	9	10	19	49
1971-72	Hershey	AHL	3	0	0	0	0



GIL GILBERT

Center 5'9" 170 lbs'
 Age: 31 (December 29, 1940)
 Born: Port Alfred, Quebec
 Home:
 Shoots: Left

Season	Club	League	Regular Season					Playoffs				
			GP	G	A	TP	PIM	GP	G	A	TP	PIM
1960-61	Kingston	EPHL	1	0	1	1	0
1961-62	Kingston	EPHL	5	1	2	3	0	3	2	0	2	0
1962-63	Kingston	EPHL	64	34	53	87	25	5	1	6	7	2
	Boston	NHL	5	0	0	0	4
1963-64	Minneapolis	CPHL	72	50	50	100	18	5	4	1	5	2
1964-65	Providence	AHL	64	25	30	55	16
	Boston	NHL	4	0	1	1	0
1965-66	Hershey	AHL	69	20	51	71	13	3	0	2	2	0
1966-67	Hershey	AHL	72	26	57	83	48	5	0	2	2	0
1967-68	Hershey	AHL	72	28	47	75	24	5	1	1	2	0
1968-69	Hershey	AHL	71	35	65	100	13	11	3	3	6	10
1969-70	Hershey	AHL	67	23	41	64	8	7	2	6	8	2
1970-71	Hershey	AHL	56	14	28	42	8	4	0	2	2	4
1971-72	Hershey	AHL	74	29	42	71	24	4	0	1	1	0
	NHL Totals		9	0	1	1	4



ANDRE GILL

Goaltender 5'7" 145 lbs.
 Age: 31 (September 19 1941)
 Born: Sorel, Quebec
 Home: Hershey, Pa.
 Shoots: Left


Season	Club	League	Regular Season				Playoffs					
			GP	MIN	GA	SO	AVG	GP	MIN	GA	SO	AVG
1963-64	Hershey	AHL	19		60	0	3.16					
	Minneapolis	CPHL	5		16	0	3.20					
1964-65	Hershey	AHL	7		25	0	4.06					
1965-66	Hershey	AHL	18		55	1	3.42					
1966-67	Hershey	AHL	56		161	4	2.90					
1967-68	Hershey	AHL	46	2564	134	0	3.14	5	307	15	0	2.93
	Boston	NHL	5	270	13	1	2.89					
1968-69	Hershey	AHL	27	1548	83	0	3.19					
1969-70	Hershey	AHL	52	3043	161	1	3.17	7	441	20	0	2.72
1970-71	Hershey	AHL	40	2284	102	4	2.67	4	240	16	0	4.00
1971-72	Hershey	AHL	40	2310	114	2	2.96	3	194	13	0	4.02
	NHL Totals		5	270	13	1	2.89					



RALPH KELLER

Defense 9'5" 175 lbs.
 Age: 36 (February 6, 1936)
 Born: Wilkie, Saskatchewan
 Home: Hershey, Pa.
 Shoots: Right


Season	Club	League	Regular Season					Playoffs				
			GP	G	A	TP	PIM	GP	G	A	TP	PIM
1954-55	Saskatoon	WHL	1	0	1	1	0					
1955-56	Saskatoon	WHL	4	0	0	0	2	3	0	0	0	2
1956-57	Vancouver	WHL	68	6	15	21	75					
1957-58	Sask.-St. Paul	WHL	34	5	10	15	51					
	Providence	AHL	31	1	7	8	22					
1958-59	Saskatoon	WHL	64	6	17	23	70					
1959-60	Vancouver	WHL	70	12	19	31	102	11	2	4	6	16
1960-61	Vancouver	WHL	70	9	31	40	95	9	2	3	5	6
1961-62	Los Angeles	WHL	70	17	38	55	136					
1962-63	NY Rangers	NHL	3	1	0	1	6					
	Baltimore	AHL	71	7	23	30	133	3	0	0	0	8
1963-64	Hershey	AHL	61	5	20	25	102	6	1	2	3	10
1964-65	Hershey	AHL	72	7	32	39	166	15	1	3	4	38
1965-66	Hershey	AHL	45	5	14	19	91					
1966-67	Hershey	AHL	69	1	33	44	109	5	0	4	4	6
1967-68	Hershey	AHL	70	11	35	46	126	5	1	1	2	4
1968-69	Hershey	AHL	74	9	46	55	104	11	3	4	7	38
1969-70	Hershey	AHL	62	13	31	34	94	7	1	3	4	21
1970-71	Hershey	AHL	70	17	22	39	81	4	1	0	1	15
1971-72	Hershey	AHL	67	8	26	34	100	4	0	1	1	2
	NHL Totals		3	1	0	1	6					



PAUL HOGANSON

Goaltender 5'10" 165 lbs.
 Age: 22 (November 11, 1949)
 Born: Toronto, Ontario
 Home: Etobicoke, Ontario
 Shoots: Right

Season	Club	League	Regular Season					Playoffs				
			GP	MIN	GA	SO	AVG	GP	MIN	GA	SO	AVG
1969-70	Baltimore	AHL	3	100	5	0	3.00					
1970-71	Pittsburgh	NHL	2	57	7	0	7.36					
	Amarillo	CHL	48	2828	203	0	4.37					
	NHL Totals		2	57	7	0	7.36					



YVON LABRE

Defense 5'11" 190 lbs.
 Age: 22 (November 29, 1949)
 Born: Sudbury, Ontario
 Home: Sudbury, Ontario
 Shoots: Left

Season	Club	League	Regular Season					Playoffs				
			GP	G	A	TP	PIM	GP	G	A	TP	PIM
1969-70	Baltimore	AHL	64	1	8	9	111	5	0	2	2	38
1970-71	Amarillo	CHL	42	2	9	11	125					
	Pittsburgh	NHL	21	1	1	2	19					
1971-72	Hershey	AHL	59	3	9	12	134	4	2	1	3	20
	NHL Totals		21	1	1	2	19					



DUNC McCALLUM

Defense 6'1" 195 lbs.
 Age: 32 (March 29, 1940)
 Born: Flin Flon, Manitoba
 Shoots: Right

Season	Club	League	Regular Season					Playoffs				
			GP	G	A	TP	PIM	GP	G	A	TP	PIM
1961-62	Seattle	WHL	69	1	12	13	82	2	1	0	1	2
1962-63	Sudbury	EPHL	62	5	20	25	153	8	1	2	3	8
1963-64	Vancouver	WHL	62	6	13	19	78					
1964-65	Vancouver	WHL	68	8	11	19	104	5	1	0	1	10
1965-66	New York	NHL	2	0	0	0	2					
	Vancouver	WHL	68	5	19	24	104	7	1	1	2	16
1966-67	Omaha	CHL	38	3	16	19	91	10	0	3	3	23
1967-68	Baltimore	AHL	19	3	7	10	37					
	Pittsburgh	NHL	32	1	2	2	36					
1968-69	Pittsburgh	NHL	62	5	13	18	81					
1969-70	Pittsburgh	NHL	14	0	0	0	16	10	1	2	3	12
	Baltimore	AHL	4	2	0	2	6					
1970-71	Pittsburgh	NHL	77	9	20	29	95					
1971-72	San Diego	WHL	61	10	30	40	99	4	1	1	2	2
	NHL Totals		187	15	35	50	230	10	1	2	3	12



JEAN-GUY GRATTON

Right Wing 5'9" 169 lbs.
 Age: 23 (March 8, 1949)
 Born: Ste-Anne-des-Plaines, Quebec
 Home: Montreal, Quebec
 Shoots: Right

Season	Club	League	Regular Season					Playoffs				
			GP	G	A	TP	PIM	GP	G	A	TP	PIM
1969-70	Hershey	AHL	57	11	7	18	13	7	2	0	2	6
1970-71	Hershey	AHL	65	15	31	46	31	4	0	2	2	4
1971-72	Hershey	AHL	74	30	34	64	42	4	3	0	3	0



JEAN-GUY LAGACE

Defense 5'8" 175 lbs.
 Age: 27 (February 5, 1945)
 Born: L'Abord A'Plouffe, Quebec
 Home: Laval des Rapides, Quebec
 Shoots: Right

Season	Regular Season		Playoffs					GP	G	A	TP	PIM
	Club	League	GP	G	A	TP	PIM					
1968-69	Pittsburgh	NHL	17	0	1	1	14
	Amarillo	CHL	49	9	19	28	96
1969-70	Baltimore	AHL	68	7	21	28	138	4	1	2	3	2
1970-71	Buffalo	NHL	3	0	0	0	2
	S. L. City	WHL	39	2	13	15	83
	Amarillo	CHL	19	1	15	16	61
1971-72	Hershey	AHL	61	11	30	41	117	4	0	0	0	8
	NHL Totals		20	0	1	1	16



GERRY METHE

Defense 5'10" 170 lbs.
 Age: 20 (December 12, 1951)
 Born: Willowdale, Ontario
 Shoots: Left



RON SNELL

Right Wing 5'10" 160 lbs.
 Age: 24 (August 11, 1948)
 Born: Regina, Saskatchewan
 Home: Regina, Saskatchewan
 Shoots: Right

Season	Club	League	Regular Season					Playoffs				
			GP	G	A	TP	PIM	GP	G	A	TP	PIM
1968-69	Amarillo	CHL	69	26	19	45	43
	Pittsburgh	NHL	4	3	1	4	6
1969-70	Baltimore	AHL	68	24	29	54	40	5	0	0	0	2
	Pittsburgh	NHL	3	0	1	1	0
1970-71	Amarillo	CHL	72	25	22	47	69
1971-72	Hershey	AHL	76	22	31	53	29	4	0	1	1	12
	NHL Totals		7	3	2	5	6



TED SNELL

Right Wing 5'9" 190 lbs.
 Age: 26 (May 28, 1946)
 Born: Ottawa, Ontario
 Home:
 Shoots: Right

Season	Club	League	Regular Season					Playoffs				
			GP	G	A	TP	PIM	GP	G	A	TP	PIM
1965-66	Hershey	AHL	4	1	0	1	2
	Okla. City	CPHL	1	0	0	0	0
1966-67	Hershey	AHL	34	4	8	12	4	1	0	0	0	0
1967-68	Hershey	AHL	67	11	29	40	23	5	0	0	0	0
1968-69	Phoenix	WHL	54	6	9	15	25
	Hershey	AHL	20	4	5	9	4	11	4	5	9	2
1969-70	Hershey	AHL	58	12	23	35	24	7	3	4	7	0
1970-71	Hershey	AHL	72	12	28	40	13	4	1	0	1	0
1971-72	Hershey	AHL	68	12	18	30	4	4	0	0	0	2



JIM PEARSON

Defense: 5'11" 185 lbs.
 Age: 22 (May 10, 1950)
 Born: Chatham, Ontario
 Home: Tilbury, Ontario
 Shoots: Right

Season	Club	League	Regular Season					Playoffs				
			GP	G	A	TP	PIM	GP	G	A	TP	PIM
1970-71	Amarillo	CHL	72	2	11	13	82
1971-72	Fort Wayne	IHL	70	18	32	50	78	8	0	1	1	6

1972 AMATEUR DRAFT SELECTIONS



JACK LYNCH

Position: Defense
Height: 6'2" Weight: 175
Last year's team: Oshawa (OHA)


REGULAR SEASON	GP	G	A	PTS	PIM
	59	18	38	56	55



BERNIE LUKOWICH

Position: Right wing
Height: 6'0" Weight: 190
Last Year's team: New Westminster (WCHL)

REGULAR SEASON	GP	G	A	PTS	PIM
	68	37	39	76	107



DENIS HERRON

Position: Goalie
Height: 5'10" Weight: 150
Last year's team: Three Rivers (QHL)

REGULAR SEASON	GP	GA	SO	AVG
	40	160	2	4.00



RON LALONDE

Position: Center
Height: 5'8" Weight: 164
Last year's team: Peterborough (OHA)

REGULAR SEASON	GP	G	A	PTS	PIM
	58	26	37	63	36



BRIAN WALKER

Position: Center
Height: 5'10" Weight: 175
Last year's team: Calgary (WCHL)

REGULAR SEASON	GP	G	A	PTS	PIM
	64	40	35	75	44

JEFF ABLETT

Position: Left wing
Height: 5'8" Weight: 170
Last year's team: Medicine Hat (WCHL)

REGULAR SEASON	GP	G	A	PTS	PIM
	68	59	57	116	99

D'ARCY KEATING

Position: Defense
Height: 6'0" Weight: 190
Last year's team: Notre Dame (NCAA)

REGULAR SEASON	GP	G	A	PTS	PIM
	9	3	7	10	2

YVES BERGERON

Position: Right wing
Height: 5'9" Weight: 159
Last year's team: Shawinigan Falls (QHL)

REGULAR SEASON	GP	G	A	PTS	PIM
	57	31	60	91	54



JAY BABCOCK

Position: Left wing
Height: 5'9" Weight: 180
Last year's team: London (OHA)

REGULAR SEASON	GP	G	A	PTS	PIM
	53	10	19	29	152



DON ATCHISON

Position: Goalie
Height: 6'0" Weight: 190
Last year's team: Saskatoon (WCHL)

REGULAR SEASON	GP	GA	SO	AVG
	32	107	0	3.05

PITTSBURGH PENGUINS' 1972-73 ROSTER

GENERAL MANAGER — JACK RILEY

COACH — LEONARD "RED" KELLY

PLAYER	HEIGHT	WEIGHT	PLACE OF BIRTH	DATE	1971-72 CLUB	1971-72 RECORD		
						Minutes	GA	SO
Goalies								
Edwards, Roy	5'8"	165	Seneca, Ontario	3-12-37	Pittsburgh	847	36	0
Herron, Denis	5'10"	155	Chambly, Quebec	6-18-52	Three Rivers Jrs.	2400	160	2
Hoganson, Paul	5'10"	165	Toronto, Ontario	11-11-49	Ft. Wayne (IHL)	3074	161	2
Newton, Cam	5'10"	185	Peterborough, Ontario	2-25-50	Hershey	2065	131	0
Rutherford, Jim	5'8"	160	Beeton, Ontario	2-17-49	Pittsburgh - Hershey	2340	123	1
Defensemen						G	A	Pts.
Bignell, Larry	5'11"	175	Edmonton, Alberta	1- 7-50	Hershey	4	10	14
Burrows, Dave	6'1"	175	Toronto, Ontario	1-11-49	Pittsburgh	2	10	12
Edestrand, Darryl	5'11"	180	Strathroy, Ontario	11- 6-45	Pittsburgh	10	23	33
Kannegiesser, Sheldon	6'0"	185	North Bay, Ontario	11-15-47	Pittsburgh	2	4	6
Labre, Yvon	5'11"	190	Sudbury, Ontario	11-29-49	Hershey	3	9	12
Lagace, Jean Guy	5'8"	175	L'Abord a'Plouffe, Quebec	2- 5-45	Hershey	11	30	41
Lynch, Jack	6'2"	180	Toronto, Ontario	5-28-52	Oshawa Jrs.	18	38	56
McCallum, Dunc	6'1"	195	Flin Flon, Manitoba	3-29-40	San Diego	10	30	40
Noris, Joe	6'0"	180	Denver, Colorado	10-26-51	Pittsburgh - Hershey	10	20	30
Pearson, Jim	5'11"	185	Chatham, Ontario	5-10-50	Ft. Wayne (IHL)	18	32	50
Rupp, Duane	6'1"	195	MacNutt, Saskatchewan	3-29-38	Pittsburgh - Hershey	6	39	45
Watson, Bryan	5'10"	170	Bancroft, Ontario	11-14-42	Pittsburgh	3	17	20
Forwards						G	A	Pts.
Apps, Syl	6'0"	185	Toronto, Ontario	8- 1-47	Pittsburgh	15	44	59
Babcock, Jay	5'9"	180	Kingston, Ontario	8-19-52	London Jrs.	10	19	29
Birdsell, Bob	5'10"	190	Stettler, Alberta	12-10-47	Hershey	9	13	22
Boyer, Wally	5'8"	165	Cowan, Manitoba	9-27-37	Pittsburgh - Hershey	18	31	49
Burns, Robin	6'0"	195	Montreal, Quebec	8-27-46	Pittsburgh - Hershey	18	15	33
Cardwell, Steve	5'10"	180	Toronto, Ontario	8-18-50	Pittsburgh - Hershey	24	34	58
Harbaruk, Nick	6'0"	195	Drohiczyn, Poland	8-16-43	Pittsburgh	12	17	29
Hextall, Bryan	5'11"	180	Winnipeg, Manitoba	5-23-41	Pittsburgh	20	24	44
Kessell, Rick	5'10"	175	Toronto, Ontario	7-27-49	Pittsburgh - Hershey	24	20	44
Lalonde, Ron	5'10"	170	Toronto, Ontario	10-30-52	Peterborough Jrs.	26	37	63
Lukowich, Bernie	6'0"	190	N. Battleford, Saskatchewan	3-18-52	New Westminster Jrs.	37	39	76
MacDonald, Lowell	5'10"	185	New Glasgow, Nova Scotia	8-30-41	Pittsburgh		Did Not Play	
McDonough, Al	6'1"	175	Hamilton, Ontario	6- 6-50	Los Angeles - Pittsburgh	10	13	23
McKenzie, Brian	5'10"	165	St. Catharines, Ontario	3-16-51	Pittsburgh - Hershey	16	14	30
Polis, Greg	6'0"	185	Westlock, Alberta	8- 8-50	Pittsburgh	30	19	49
Pronovost, Jean	5'11"	180	Shawinigan Falls, Quebec	12-18-45	Pittsburgh	30	23	53
Schinkel, Ken	5'10"	170	Jansen, Saskatchewan	11-27-32	Pittsburgh	15	30	45
Schock, Ron	5'10"	175	Chapleau, Ontario	12-19-43	Pittsburgh	17	29	46
Shack, Eddie	6'1"	195	Sudbury, Ontario	2-11-37	Buffalo - Pittsburgh	16	23	39
Snell, Ron	5'10"	160	Regina, Saskatchewan	8-11-48	Hershey	22	31	53
Waker, Brian	5'10"	175	Beaverlodge, Alberta	5- 4-52	Calgary Jrs.	40	35	75

NHL FINAL STANDINGS

1971-72 FINAL STANDINGS

WEST DIVISION							
	GP	W	L	T	GF	GA	PTS
Chicago	78	46	17	15	256	166	107
Minnesota	78	37	29	12	212	191	86
St. Louis	78	28	39	11	208	247	67
Pittsburgh	78	26	38	14	220	258	66
Philadelphia	78	26	38	14	200	236	66
California	78	21	39	18	216	288	60
Los Angeles	78	20	49	9	206	305	49

EAST DIVISION							
	GP	W	L	T	GF	GA	PTS
Boston	78	54	13	11	330	204	119
New York	78	48	17	13	317	192	109
Montreal	78	46	16	16	307	205	108
Toronto	78	33	31	14	209	208	80
Detroit	78	33	35	10	261	262	76
Buffalo	78	16	43	19	203	289	51
Vancouver	78	20	50	8	203	297	48

1971-72 HOME - AWAY RECORD

	GP	W	L	T	GF	GA	PTS
Home	39	18	15	6	132	125	42
Away	39	8	23	8	88	133	24
Total	78	26	38	14	220	258	66

1967-72 OVERALL STANDINGS

	GP	W	L	T	GF	GA	PTS
Boston	382	230	89	63	1568	1064	523
Montreal	382	214	102	66	1349	991	494
New York	382	215	106	61	1279	937	491
Chicago	382	206	118	58	1275	988	470
St. Louis	382	163	147	72	1036	982	398
Toronto	382	167	155	60	1122	1054	394
Detroit	382	155	167	60	1200	1247	370
Minnesota	382	129	173	80	1007	1137	338
Philadelphia	382	122	173	87	951	1090	331
Pittsburgh	382	120	192	70	1007	1204	310
Los Angeles	382	114	216	52	998	1382	280
California	382	107	210	65	956	1321	279
Buffalo	156	40	82	34	420	580	114
Vancouver	156	44	96	16	432	593	104
Totals	2448	2026	2026	844	14600	14600	4896

1967-72 HOME - AWAY RECORD

	GP	W	L	T	GF	GA	PTS
Home	191	80	72	39	577	539	199
Away	191	40	120	31	430	665	111
Total	382	120	192	70	1007	1204	310

TEAM BY TEAM RECORDS 1971-72

PITTSBURGH	GP	W	L	T	GF	GA	PTS
vs California	6	2	2	2	20	21	6
vs Chicago	6	0	5	1	11	27	1
vs Los Angeles	6	4	1	1	29	19	9
vs Minnesota	6	2	4	0	11	17	4
vs Philadelphia	6	3	2	1	17	20	7
vs St. Louis	6	3	3	0	17	13	6
vs WEST	36	14	17	5	105	117	33

PITTSBURGH	GP	W	L	T	GF	GA	PTS
vs Boston	6	1	2	3	20	21	5
vs Buffalo	6	1	2	3	14	14	5
vs Detroit	6	2	4	0	19	25	4
vs Montreal	6	1	4	1	16	25	3
vs New York	6	1	3	2	12	22	4
vs Toronto	6	2	4	0	13	14	4
vs Vancouver	6	4	2	0	21	20	8
vs EAST	42	12	21	9	115	141	33

TOTAL	78	26	38	14	220	258	66
-------	----	----	----	----	-----	-----	----

OVERALL 1967-1972

PITTSBURGH	GP	W	L	T	GF	GA	PTS
vs Boston	28	5	18	5	70	105	15
vs Buffalo	12	1	4	7	33	36	9
vs California	38	15	11	12	122	110	42
vs Chicago	28	5	21	2	62	113	12
vs Detroit	28	10	16	2	92	100	22
vs Los Angeles	38	18	18	2	113	113	38
vs Minnesota	38	17	15	6	114	101	40
vs Montreal	28	5	19	4	71	101	14
vs New York	28	3	20	5	49	106	11
vs Philadelphia	38	14	13	11	90	94	39
vs St. Louis	38	11	21	6	81	106	28
vs Toronto	28	8	13	7	65	84	23
vs Vancouver	12	8	3	1	45	35	17

TOTAL	382	120	192	70	1007	1204	310
-------	-----	-----	-----	----	------	------	-----

PENGUINS' TEAM BY TEAM RECORDS 1971-72 – HOME

PITTSBURGH	GP	W	L	T	GF	GA	PTS
vs California	3	1	1	1	10	11	3
vs Chicago	3	0	3	0	4	13	0
vs Los Angeles	3	3	0	0	20	6	6
vs Minnesota	3	2	1	0	8	9	4
vs Philadelphia	3	3	0	0	12	6	6
vs St. Louis	3	1	2	0	9	8	2
vs WEST	18	10	7	1	63	53	21
PITTSBURGH	GP	W	L	T	GF	GA	PTS
vs Boston	3	1	1	1	11	10	3
vs Buffalo	3	0	1	2	9	10	2
vs Detroit	3	2	1	0	13	12	4
vs Montreal	3	1	1	1	11	10	3
vs New York	3	1	1	1	8	11	3
vs Toronto	3	1	2	0	7	8	2
vs Vancouver	3	2	1	0	10	11	4
vs EAST	21	8	8	5	69	72	21
TOTAL	39	18	15	6	132	125	42

PENGUINS' TEAM BY TEAM RECORDS 1971-72 – AWAY

PITTSBURGH	GP	W	L	T	GF	GA	PTS
vs California	3	1	1	1	10	10	3
vs Chicago	3	0	2	1	7	14	1
vs Los Angeles	3	1	1	1	9	13	3
vs Minnesota	3	0	3	0	3	8	0
vs Philadelphia	3	0	2	1	5	14	1
vs St. Louis	3	2	1	0	8	5	4
vs WEST	18	4	10	4	42	64	12
PITTSBURGH	GP	W	L	T	GF	GA	PTS
vs Boston	3	0	1	2	9	11	2
vs Buffalo	3	1	1	1	5	4	3
vs Detroit	3	0	3	0	6	13	0
vs Montreal	3	0	3	0	5	15	0
vs New York	3	0	2	1	4	11	1
vs Toronto	3	1	2	0	6	6	2
vs Vancouver	3	2	1	0	11	9	4
vs EAST	21	4	13	4	46	69	12
TOTAL	39	8	23	8	88	133	24

**PENGUINS' TEAM BY TEAM RECORDS
HOME OVERALL 1967-72**

PITTSBURGH	GP	W	L	T	GF	GA	PTS
vs Boston	14	4	7	3	40	46	11
vs Buffalo	6	0	3	3	18	22	3
vs California	19	8	4	7	67	50	23
vs Chicago	14	4	9	1	36	55	9
vs Detroit	14	9	5	0	64	48	18
vs Los Angeles	19	13	5	1	71	49	27
vs Minnesota	19	10	6	3	62	47	23
vs Montreal	14	4	7	3	35	41	11
vs New York	14	2	10	2	23	45	6
vs Philadelphia	19	10	1	8	54	32	28
vs St. Louis	19	6	9	4	44	50	16
vs Toronto	14	5	5	4	38	38	14
vs Vancouver	6	5	1	0	25	16	10
TOTAL	191	80	72	39	577	539	199

**PENGUINS' TEAM BY TEAM RECORDS
AWAY OVERALL 1967-72**

PITTSBURGH	GP	W	L	T	GF	GA	PTS
vs Boston	14	1	11	2	30	59	4
vs Buffalo	6	1	1	4	15	14	6
vs California	19	7	7	5	55	60	19
vs Chicago	14	1	12	1	26	58	3
vs Detroit	14	1	11	2	28	52	4
vs Los Angeles	19	5	13	1	42	64	11
vs Minnesota	19	7	9	3	52	54	17
vs Montreal	14	1	12	1	36	60	3
vs New York	14	1	10	3	26	61	5
vs Philadelphia	19	4	12	3	36	62	11
vs St. Louis	19	5	12	2	37	56	12
vs Toronto	14	3	8	3	27	46	9
vs Vancouver	6	3	2	1	20	19	7
TOTAL	191	40	120	31	430	665	111

INDIVIDUAL SCORING AND PENALTY MINUTES

1971-72 SCORING					
NAME	GP	G	A	TP	PIM
Syl Apps	72	15	44	59	78
Jean Pronovost	68	30	23	53	12
Greg Polis	76	30	19	49	38
Ron Schock	77	17	29	46	22
Ken Schinkel	74	15	30	45	8
Bryan Hextall	78	20	24	44	126
Darryl Edestrand	77	10	23	33	52
Bob Leiter	78	14	17	31	18
Nick Harbaruk	78	12	17	29	46
Duane Rupp	34	4	18	22	32
Bryan Watson	75	3	17	20	212
Val Fonteyne	68	6	13	19	0
Al McDonough	37	7	11	18	8
Rene Robert	49	7	11	18	42
Steve Cardwell	28	7	8	15	18
Eddie Shack	13	5	9	14	12
Dave Burrows	77	2	10	12	48
Tim Horton	44	2	9	11	40
John Stewart	25	2	8	10	23
Keith McCreary	33	4	4	8	22
Joe Noris	35	2	5	7	20
Sheldon Kannegiesser	54	2	4	6	47
Bob Woytowich	31	1	4	5	8
Bill Hicke	12	2	0	2	6
Brian McKenzie	6	1	1	2	4
Wally Boyer	1	0	1	1	0
Rick Kessell	3	0	1	1	0
Roy Edwards	15	0	1	1	0
Robin Burns	5	0	0	0	8
Les Binkley	31	0	0	0	2
Jim Rutherford	40	0	0	0	16
BENCH					8
TOTAL	78	220	361	581	976

1971-72 SCORING – REGULAR SEASON

GOALIES								
NAME	W-L-T	GP	MP	GF	GA	ENG	SO	AVG
Roy Edwards	2- 8- 4	15	847	24	36	2	0	2.55
Jim Rutherford	17-15- 5	40	2160	116	116	2	1	3.22
Les Binkley	7-15- 5	31	1673	80	98	4	0	3.51
TOTAL	26-38-14	78	4680	220	250	8	1	3.30

1971-72 INDIVIDUAL SCORING BREAKDOWN

	WG	TG	GF	PPG	SHG	H	A	1H	2H	TOT
Syl Apps	1	2	2	3	1	10	5	6	9	15
Wally Boyer	0	0	0	0	0	0	0	0	0	0
Robin Burns	0	0	0	0	0	0	0	0	0	0
Dave Burrows	0	0	1	0	0	1	1	0	2	2
Steve Cardwell	1	0	2	2	0	3	4	0	7	7
Darryl Edestrand	3	1	1	2	1	8	2	4	6	10
Val Fonteyne	0	0	0	1	0	2	4	1	5	6
Nick Harbaruk	1	0	2	3	0	7	5	5	7	12
Bryan Hextall	5	1	3	5	0	14	6	10	10	20
Bill Hicke	0	0	0	1	0	1	1	2	0	2
Tim Horton	1	0	0	0	0	0	2	2	0	2
Sheldon Kannegiesser	0	0	0	0	0	1	1	2	0	2
Rick Kessell	0	0	0	0	0	0	0	0	0	0
Bob Leiter	3	2	1	5	0	8	6	11	3	14
Keith McCreary	0	0	0	0	0	3	1	4	0	4
Al McDonough	1	0	0	1	0	4	3	0	7	7
Brian McKenzie	0	0	0	0	0	0	1	0	1	1
Joe Noris	0	0	0	0	0	0	2	2	0	2
Greg Polis	0	3	4	8	0	17	13	14	16	30
Jean Pronovost	3	3	6	3	1	20	10	13	17	30
Rene Robert	2	0	1	3	0	2	5	7	0	7
Duane Rupp	0	0	1	0	0	4	0	0	4	4
Ken Schinkel	1	1	3	1	0	8	7	8	7	15
Ron Schock	1	0	2	3	2	12	5	4	13	17
Eddie Shack	2	1	0	4	0	3	2	0	5	5
John Stewart	0	0	0	0	0	2	0	2	0	2
Bryan Watson	1	0	0	0	0	1	2	0	3	3
Bob Woytowich	0	0	0	1	0	1	0	1	0	1
TOTAL	26	14	29	46	5	132	88	98	122	220

Key to Abbreviations: WG – Winning Goals; TG – Tying Goals; GF – First Goal of Game; PPG – Power Play Goals; SHG – Shorthanded Goals; H – Home Goals; A – Away Goals; 1H – First Half of Season; 2H – Second Half of Season; TOT – Total Goals.

POWER PLAY GOALS, 1971-72

FOR (46 in 286 chances)

vs BOSTON — 4, Cardwell, Robert, Schock & Shack.
 vs BUFFALO — 2, Harbaruk & Hextall
 vs CALIFORNIA — 6, Leiter 2, Schock, Robert, Pronovost & Shack
 vs CHICAGO — 3, Apps, Hicke & Woytowich
 vs DETROIT — 4, Leiter 2, Hextall & McDonough
 vs LOS ANGELES — 2, Polis & Leiter
 vs MINNESOTA — 4, Pronovost, Apps, Edestrand & Polis
 vs MONTREAL — None
 vs NEW YORK — 4, Polis, Schinkel, Harbaruk & Apps
 vs PHILADELPHIA — 5, Polis 2, Cardwell, Hextall & Pronovost
 vs ST. LOUIS — 5, Robert, Hextall, Polis, Schock & Shack
 vs TORONTO — 3, Edestrand, Polis & Harbaruk
 vs VANCOUVER — 4, Shack, Fonteyne, Polis & Hextall

AGAINST (56 in 245 chances)

BOSTON — 9, Orr 3, Esppito 2, Bucyk, Walton, Cashman & McKenzie
 BUFFALO — 5, Perreault 2, Martin, Atkinson & Hamilton
 CALIFORNIA — 2, Boldirev & Ferguson
 CHICAGO — 5, Korab, Koroll, B. Hull, Mikita & Stapleton
 DETROIT — 5, Berenson 2, Stackhouse, Redmond & Libbett
 LOS ANGELES — 2, Marotte & Lemieux
 MINNESOTA — 6, Parise 3, Goldsworthy, Mohns & Hextall
 MONTREAL — 6, Cournoyer 2, Lemaire 2, F. Mahovlich & P. Mahovlich
 NEW YORK — 3, Park 2, & Ratelle
 PHILADELPHIA — 5, Clarke 3, Bernier & Ashbee
 ST. LOUIS — None
 TORONTO — 4, Henderson 2, Ullman & Selwood
 VANCOUVER — 4, Tallon, Balon, Maki & Paiement

Penguin Scorers

Polis	8	Robert	3
Hextall	5	Cardwell	2
Leiter	5	Edestrand	2
Shack	4	Fonteyne	1
Apps	3	McDonough	1
Pronovost	3	Schinkel	1
Schock	3	Hicke	1
Harbaruk	3	Woytowich	1

Penguins in Penalty Box

Watson	7	Stewart	2
Kannegiesser	6	Robert	2
Burrows	6	Rutherford	2
Polis	4	Edestrand	2
Harbaruk	3	Leiter	1
Noris	3	Schock	1
Horton	3	Schinkel	1
Pronovost	3	Hicke	1
Cardwell	2	Woytowich	1
Hextall	2		
Rupp	2		
McCreary	2		

SHORTHANDED GOALS, 1971-72

The Penguins scored five shorthanded goals, with Ron Schock scoring a pair (Philadelphia & St. Louis). Darryl Edestrand (Los Angeles), Jean Pronovost (Chicago) and Syl Apps (Philadelphia) also scored.

There were seven shorthanded goals scored against Pittsburgh. Bruce MacGregor & Bill Fairbairn (New York), Terry Crisp (St. Louis), Bobby Clarke (Philadelphia), Jim Roberts (Montreal), Derek Sanderson (Boston) and Barry Gibbs (Minnesota) scored while shorthanded.

PENALTY SHOTS

For the fifth straight year, Pittsburgh was awarded a penalty shot. Syl Apps was successful on his shot against Bernie Parent of Toronto on February 9 in Toronto.

1971-72 HIGHS & LOWS

TEAM

LONGEST WINNING STREAK — 4, October 13 thru October 20
 LONGEST LOSING STREAK — 6, November 16 thru November 27
 LONGEST UNBEATEN STREAK — 5, March 25 thru April 2 (3-0-2)
 LONGEST WINLESS STREAK — 9, October 23 thru November 7 (0-7-2)
 LONGEST HOME WINNING STREAK — 3, February 26 thru March 4
 LONGEST HOME LOSING STREAK — 3, November 16 thru November 24
 LONGEST HOME WINLESS STREAK — 4, December 28 thru January 12 (0-2-2) & January 19 thru January 29 (0-3-1)
 LONGEST AWAY WINNING STREAK — 3, October 13 thru October 17
 LONGEST AWAY LOSING STREAK — 6, November 18 thru December 15
 LONGEST AWAY UNBEATEN STREAK — 6, March 12 thru April 1 (1-0-5)
 LONGEST AWAY WINLESS STREAK — 14, November 18 thru January 30 (0-12-2)
 MOST GOALS ONE GAME — 8, October 20, Los Angeles 1 at Pittsburgh 8
 MOST GOALS AGAINST ONE GAME — 8, February 5, Pittsburgh 1 at Los Angeles 8; February 12, New York 8 at Pittsburgh 3
 MOST GOALS ONE HOME GAME — 8, October 20, Los Angeles 1 at Pittsburgh 8
 MOST GOALS ONE AWAY GAME — 7, March 14, Pittsburgh 7 at Vancouver 4
 MOST GOALS AGAINST ONE HOME GAME — 8, February 12, New York 8 at Pittsburgh 3
 MOST GOALS AGAINST ONE AWAY GAME — 8, February 5, Pittsburgh 1 at Los Angeles 8
 MOST GOALS ONE PERIOD — 4, October 20 vs Los Angeles & March 2 vs Detroit
 MOST GOALS AGAINST ONE PERIOD — 5, January 19 vs Vancouver
 GREATEST WINNING MARGIN — 7, October 20, Los Angeles 1 at Pittsburgh 8
 GREATEST LOSING MARGIN — 7, February 5, Pittsburgh 1 at Los Angeles 8
 LARGEST TIE — 4-4, March 12, Pittsburgh 4 at Boston 4; March 18, Pittsburgh 4 at Los Angeles 4; April 1, Pittsburgh 4 at Philadelphia 4

INDIVIDUAL

MOST CONSECUTIVE GAMES SCORING GOALS — 7, Jean Pronovost, March 2 thru 14
 MOST CONSECUTIVE GAMES SCORING ASSISTS — 6, Syl Apps, October 16 thru 27
 MOST CONSECUTIVE GAMES SCORING POINTS — 9, Jean Pronovost, February 26 thru March 14
 MOST CONSECUTIVE GAMES PENALIZED — 10, Bryan Watson, January 9 thru February 9
 MOST GOALS, ONE GAME — 3, Bob Leiter, December 1 vs Detroit
 MOST ASSISTS, ONE GAME — 4, Tim Horton, January 15 vs Philadelphia
 MOST POINTS, ONE GAME — 4, Bryan Hextall & Ken Schinkel, November 13 vs Los Angeles, Tim Horton, January 15 vs Philadelphia, Duane Rupp, February 13 vs Vancouver, Syl Apps, March 14 at Vancouver
 MOST PENALTIES, ONE GAME — 4, Rene Robert, November 20 vs St. Louis; Bryan Hextall, March 19 at California
 MOST PENALTY MINUTES, ONE GAME — 17, Bryan Watson, March 2 vs Detroit
 MOST GOALS, ONE PERIOD — 2, by several players
 MOST ASSISTS, ONE PERIOD — 2, by several players
 MOST POINTS, ONE PERIOD — 3, Jean Pronovost, October 27 vs California
 FASTEST TWO GOALS — 9 seconds, Darryl Edestrand, March 12 at Boston
 FASTEST GOAL FOR AT START OF GAME — 56 seconds, Ken-Schinkel, October 13 at Los Angeles
 FASTEST GOAL FOR AT START OF PERIOD — 9 seconds, Bryan Hextall, February 12 vs New York
 FASTEST GOAL AGAINST AT START OF GAME — 15 seconds, Bob Schmutz, November 5 at Vancouver
 PENALTY SHOT — Syl Apps against Bernie Parent, February 9 at Toronto, successful, Pittsburgh 4 at Toronto 1

HERSHEY BEARS – AHL



LLOYD BLINCO
President



FRANK MATHERS
General Manager – Coach

1971-72 FINAL STANDINGS

EASTERN DIVISION

	GP	W	L	T	PTS	GF	GA
*Boston	76	41	21	14	96	260	191
Nova Scotia	76	41	21	14	96	274	202
Springfield	76	31	30	15	77	273	266
Providence	76	28	37	11	67	250	274
Rochester	76	28	38	10	66	242	311

WESTERN DIVISION

	GP	W	L	T	PTS	GF	GA
*Baltimore	76	34	31	11	79	240	249
Hershey	76	33	30	13	79	266	253
Cincinnati	76	30	28	18	78	252	258
Cleveland	76	32	34	10	74	269	263
Richmond	76	29	34	13	71	237	218
Tidewater	76	22	45	9	53	197	275

(*Boston declared Eastern Div. Champion because of winning season's series from Nova Scotia; Baltimore, because of more wins, captured the Western Div. title.)

CALDER CUP PLAYOFFS

- SERIES "A"
- SERIES "B"
- SERIES "C"
- SERIES "D"
- SERIES "E"
- SERIES "F"
- SERIES "G"

Boston defeated Providence 4 games to 1
 Nova Scotia defeated Springfield 4 games to 1
 Baltimore defeated Cleveland 4 games to 2
 Cincinnati defeated Hershey 4 games to none
 Nova Scotia defeated Boston 4 games to none
 Baltimore defeated Cincinnati 4 games to 2
 Nova Scotia won Calder Cup by defeating
 Baltimore 4 games to 2

HERSHEY BEARS 1971-72 SCORING

	REGULAR SEASON					PLAYOFFS				
	GP	G	A	PTS	PIM	GP	G	A	PTS	PIM
Gilbert, Gil	74	29	42	71	24	4	0	1	1	0
Gratton, Jean	74	30	34	64	42	4	30	0	3	0
Snell, Ron	76	22	31	53	29	4	0	1	1	12
Boyer, Wally	64	18	30	48	43	3	1	0	1	2
Kessell, Rick	54	24	19	43	12	-	-	-	-	-
Cardwell, Steve	46	17	26	43	32	-	-	-	-	-
Nykoluk, Mike	62	13	30	43	20	4	0	2	2	4
Lagace, Jean Guy	61	11	30	41	117	4	0	0	0	8
Keller, Ralph	67	8	26	34	100	4	0	1	1	2
Burns, Robin	65	18	15	33	58	4	1	1	2	10
Snell, Ted	68	12	18	30	4	4	0	0	0	2
McKenzie, Brian	66	15	13	28	92	4	0	0	0	0
Stewart, John	46	10	17	27	32	4	1	2	3	4
Noris, Joe	42	8	15	23	37	4	1	1	2	8
Rupp, Duane	38	2	21	23	36	-	-	-	-	-
Birdsell, Bob	62	9	13	22	18	4	0	0	0	0
Barber, Butch	71	2	19	21	87	4	0	1	1	7
Forey, Connie	39	11	5	16	20	4	0	0	0	0
Bignell, Larry	58	4	10	14	59	3	0	0	0	4
Labre, Yvon	59	3	9	12	134	4	2	1	3	20
Gill, Andre	40	0	1	1	11	3	0	0	0	0
Fitchner, Bob	3	0	0	0	0	-	-	-	-	-
Rutherford, Jim	3	0	0	0	0	-	-	-	-	-
Newton, Cam	35	0	0	0	2	1	0	0	0	0

	GP	MIN	GA	SO	AVG	GP	MIN	GA	SO	AVG
Rutherford, Jim	3	180	7	0	2.33	-	-	-	-	-
Gill, Andre	40	2310	114	2	2.96	3	194	13	0	4.02
Newton, Cam	35	2065	131	0	3.80	1	60	7	0	7.00

FT. WAYNE KOMETS - IHL



KEN ULLIYOT
General Manager



MARC BOILEAU
Coach

1971-72 FINAL STANDINGS

NORTHERN DIVISION

	GP	W	L	T	PTS	GF	GA
Muskegon	72	49	21	2	100	328	231
Port Huron	72	37	31	4	78	276	262
Flint	72	31	36	5	67	253	259
Toledo	72	26	46	0	52	270	371

SOUTHERN DIVISION

	GP	W	L	T	PTS	GF	GA
Dayton	72	49	23	0	98	319	243
Fort Wayne	72	37	33	2	76	291	244
Des Moines	72	35	34	3	73	296	278
Columbus	72	15	55	2	32	220	365

TURNER CUP PLAYOFFS

SERIES "A"
SERIES "B"
SERIES "C"
SERIES "D"
SERIES "E"

Ft. Wayne defeated Des Moines 3 games to none
Port Huron defeated Flint 3 games to 1
Port Huron defeated Ft. Wayne 3 games to 2
Muskegon defeated Dayton 4 games to 1
Port Huron won Turner cup defeating Muskegon
4 games to 2

FORT WAYNE KOMETS 1971-72 SCORING

	REGULAR SEASON					PLAYOFFS				
	GP	G	A	PTS	PIM	GP	G	A	PTS	PIM
Boyd, Jim	67	26	54	80	37	8	4	7	11	4
Patenaude, Rusty	70	35	41	73	111	8	3	2	5	8
Billows, Larry	62	25	37	62	66	8	0	5	5	2
Pagnutti, Rick	67	13	45	58	86	8	1	2	3	6
McVie, Tom	50	21	36	57	28	8	7	4	11	8
Boileau, Marc	66	11	44	55	27	6	0	6	6	4
Swain, Garry	60	26	26	52	60	8	0	4	4	16
Pearson, Jim	70	18	32	50	78	8	0	1	1	6
Rycroft, Al	38	19	26	45	4	8	2	5	7	6
Ulliyot, Ron	63	22	21	43	22	8	6	0	6	4
Smith, Gil	50	20	19	39	2	-	-	-	-	-
Pembroke, Terry	72	7	28	35	130	8	2	3	5	14
MacNeil, Bernie	67	19	13	32	140	8	0	0	0	2
Fitchner, Bob	52	11	17	28	106	8	0	4	4	31
Thompson, Terry	41	6	12	18	20	-	-	-	-	-
Methe, Gerry	42	2	10	12	62	8	3	3	6	16
Ego, Wayne	26	3	8	11	6	-	-	-	-	-
Lomheim, Clare	4	2	5	7	0	-	-	-	-	-
Purinton, Cal	29	1	6	7	54	-	-	-	-	-
Wilson, Ron	13	2	2	4	10	8	0	0	0	15
Hoganson, Paul	52	0	3	3	2	8	0	0	0	2
Jakubo, Mike	9	1	1	2	8	-	-	-	-	-
Jones, Dan	4	1	0	1	0	-	-	-	-	-
Degraaw, Corky	1	0	1	1	0	-	-	-	-	-
Briere, Michel	3	0	1	1	2	-	-	-	-	-
Fowler, Bob	3	0	1	1	0	-	-	-	-	-
Irons, Robbie	21	0	0	0	0	-	-	-	-	-
Forey, Connie	2	0	0	0	0	-	-	-	-	-
Miller, Bob	1	0	0	0	0	-	-	-	-	-
Landers, Pete	1	0	0	0	4	-	-	-	-	-
	GP	MIN	GA	SO	AVG	GP	MIN	GA	SO	AVG
Hoganson, Paul	52	3074	161	2	3.14	8	480	25	0	3.13
Irons, Robbie	21	1246	83	1	4.00	-	-	-	-	-

PITTSBURGH CAREER SCORING

NAME	GP	G	A	TP	PIM
Ken Schinkel	329	82	133	215	72
Jean Pronovost	294	87	93	180	133
Keith McCreary	292	82	59	141	199
Bryan Hextall	220	48	74	122	346
Val Fonteyne	349	39	82	121	4
Ron Schock	224	39	76	115	82
Andy Bathgate	150	35	68	103	89
Wally Boyer	203	32	62	94	81
Bob Woytowich	248	22	71	93	151
Dean Prentice	144	47	42	89	32
Syl Apps	103	24	60	84	97
Duane Rupp	187	14	70	84	108
Greg Polis	137	48	34	82	78
Nick Harbaruk	230	30	46	76	210
Earl Ingarfield	90	23	37	60	16
Gene Ubriaco	114	33	26	59	30
Noel Price	143	8	45	53	109
Charlie Burns	76	13	38	51	22
Dunc McCallum	185	14	35	49	228
Billy Dea	139	26	20	46	10
Paul Andrea	90	18	27	45	4
Michel Briere	76	12	32	44	20
Ab McDonald	74	22	21	43	38
Bryan Watson	196	6	36	42	555
Leo Boivin	114	14	26	40	100
Glen Sather	122	20	17	37	210
Lou Angotti	71	17	20	37	36
Art Stratton	58	16	21	37	16
Darryl Edestrand	77	10	23	33	52
Bob Leiter	78	14	17	31	18
Jim Morrison	132	5	25	30	72
Billy Speer	102	4	17	21	71
Bob Blackburn	124	8	12	20	105
Billy Harris	54	7	13	20	8
Bob Dillabough	61	7	12	19	20
Al McDonough	37	7	11	18	8
Rene Robert	49	7	11	18	42
Bob Rivard	27	5	12	17	4
Tracy Pratt	83	5	12	17	158
Steve Cardwell	33	7	9	16	33
George Konik	52	7	8	15	26
Eddie Shack	13	5	9	14	12
Rod Zaine	37	8	5	13	21
John Stewart	40	4	9	13	32
Al MacNeil	74	2	10	12	58
Dave Burrows	77	2	10	12	48
Wayne Hicks	15	4	7	11	2

PITTSBURGH CAREER SCORING

NAME	GP	G	A	TP	PIM
Tim Horton	44	2	9	11	40
Sheldon Kannegeisser	72	2	6	8	76
George Swarbrick	31	1	7	8	36
Joe Noris	35	2	5	7	20
Rick Kessel	17	1	5	6	4
Ron Snell	7	3	2	5	6
Mike McMahon	12	1	3	4	19
Dick Mattiussi	44	0	4	4	32
Robin Burns	15	0	3	3	12
Bill Hicke	12	2	0	2	6
Brian McKenzie	6	1	1	2	4
Doug Barrie	8	1	1	2	8
Garry Swain	9	1	1	2	0
Yvon Labre	21	1	1	2	19
John Arbour	17	0	2	2	35
Mel Pearson	2	0	1	1	0
Lowell MacDonald	10	0	1	1	0
Roy Edwards	15	0	1	1	0
Jean Guy Lagace	17	0	1	1	14
Les Binkley	196	0	1	1	2
Marv Edwards	1	0	0	0	0
Paul Hoganson	2	0	0	0	0
Bill Lecaine	4	0	0	0	0
Ted Lanyon	5	0	0	0	4
Cam Newton	5	0	0	0	4
Jim Rutherford	40	0	0	0	16
Hank Bassen	25	0	0	0	8
Joe Daley	38	0	0	0	2
Al Smith	93	0	0	0	61
TOTALS	382	1007	1658	2665	4318

ALL TIME GOALTENDING RECORDS

NAME	GP	MP	GF	GA	ENG	SO	SAVES	AVG	W-L-T
Roy Edwards	15	847	24	36	2	0	355	2.55	2- 8- 4
Hank Bassen	25	1298	58	62	2	1	616	2.86	7- 10- 3
Marv Edwards	1	60	0	3	0	0	30	3.00	0- 1- 0
Al Smith	91	5025	217	260	0	4	2280	3.10	24- 42- 17
Les Binkley	196	11049	465	575	7	11	5017	3.12	58- 94- 34
Joe Daley	38	2143	107	114	2	2	1076	3.19	11- 18- 6
Jim Rutherford	40	2160	116	116	2	1	974	3.22	17- 15- 5
Cam Newton	5	281	16	16	0	0	99	3.41	1- 3- 1
Paul Hoganson	2	57	4	7	0	0	21	7.36	0- 1- 0
TOTAL	382	22920	1007	1189	15	19	10468	3.15	120-192-70
							(1204)		

ALL TIME LEADERS

PITTSBURGH	GAMES PLAYED	OPPONENTS	
Val Fonteyne	349	Ted Irvine	39
Ken Schinkel	329	Ted Hampson	37
Jean Pronovost	294	Jim Roberts	37
Keith McCreary	292	Bill Collins	36
Bob Woytowich	248	Bill Goldsworthy	36
Nick Harbaruk	230	Ed Joyal	36
Ron Schock	224	Wayne Connelly	35
Bryan Hextall	220	Bill Flett	35
Wally Boyer	203	Andre Boudrias	34
Bryan Watson	196	Leon Rochefort	34
Les Binkley	196	Dale Rolfe	34
		Bill White	34

GOALS

Jean Pronovost	87	Bobby Hull	24
Ken Schinkel	82	Stan Mikita	23
Keith McCreary	82	Phil Esposito	22
Bryan Hextall	48	Jean Ratelle	16
Greg Polis	48	Bobby Clarke	15
Dean Prentice	47	Bill Flett	15
Val Fonteyne	39	Dave Keon	15
Ron Schock	39	Gordie Howe	14
Andy Bathgate	35	J. P. Parise	14
Gene Ubriaco	33	Ken Hodge	13
		Bruce MacGregor	13

ASSISTS

Ken Schinkel	133	John Bucyk	26
Jean Pronovost	93	Yvan Cournoyer	24
Val Fonteyne	82	Bobby Orr	23
Ron Schock	76	Red Berenson	22
Bryan Hextall	74	Phil Esposito	21
Bob Woytowich	71	Rod Gilbert	21
Duane Rupp	70	Phil Goyette	21
Andy Bathgate	68	Stan Mikita	21
Wally Boyer	62	Jean Ratelle	20
	60	Walt Tkaczuk	20

ALL TIME LEADERS

PITTSBURGH	POINTS	OPPONENTS	
Ken Schinkel	215	Stan Mikita	44
Jean Pronovost	180	Phil Esposito	43
Keith McCreary	141	Bobby Hull	42
Bryan Hextall	122	Yvan Cournoyer	36
Val Fonteyne	121	Jean Ratelle	36
Ron Schock	115	Red Berenson	34
Andy Bathgate	103	Bobby Orr	34
Wally Boyer	94	John Bucyk	33
Bob Woytowich	93	Rod Gilbert	33
Dean Prentice	89	Dave Keon	29

PENALTY MINUTES

Bryan Watson	555	Barclay Plager	131
Bryan Hextall	346	Carol Vadnais	102
Dunc McCallum	228	Ed Van Impe	100
Nick Harbaruk	210	Reg Fleming	96
Glen Sather	210	Bob Plager	84
Keith McCreary	199	Noel Picard	72
Tracy Pratt	158	Gary Dornhoefer	66
Bob Woytowich	151	Claude Larose	62
Jean Pronovost	133	Barry Gibbs	60
Noel Price	109	Forbes Kennedy	60

PITTSBURGH PENGUIN RECORDS

TEAM

MOST POINTS, ONE SEASON: 67 (1967-68) (27 wins, 13 ties)
 MOST HOME POINTS, ONE SEASON: 45 (1970-71) (18 wins, 9 ties)
 MOST AWAY POINTS, ONE SEASON: 27 (1967-68) (12 wins, 3 ties)
 FEWEST POINTS, ONE SEASON: 51 (1968-69) (20 wins, 11 ties)
 FEWEST HOME POINTS, ONE SEASON: 30 (1968-69) (12 wins, 6 ties)
 FEWEST AWAY POINTS, ONE SEASON: 17 (1970-71) (3 wins, 11 ties)
 MOST WINS, ONE SEASON: 27 (1967-68)
 MOST HOME WINS, ONE SEASON: 18 (1970-71) and (1971-72)
 MOST AWAY WINS, ONE SEASON: 12 (1967-68)
 FEWEST WINS, ONE SEASON: 20 (1968-69)
 FEWEST HOME WINS, ONE SEASON: 12 (1968-69)
 FEWEST AWAY WINS, ONE SEASON: 3 (1970-71)
 MOST LOSSES, ONE SEASON: 45 (1968-69)
 MOST HOME LOSSES, ONE SEASON: 20 (1968-69)
 MOST AWAY LOSSES, ONE SEASON: 25 (1968-69), (1969-70) and (1970-71)
 FEWEST LOSSES, ONE SEASON: 34 (1967-68)
 FEWEST HOME LOSSES, ONE SEASON: 12 (1967-68) and (1970-71)
 FEWEST AWAY LOSSES, ONE SEASON: 22 (1967-68);
 MOST TIES, ONE SEASON: 20 (1970-71)
 FEWEST TIES, ONE SEASON: 11 (1968-69)
 LONGEST WINNING STREAK: 4 (March 26 to March 31, 1968)
 (March 22 to March 26, 1969)
 (October 13 to October 20, 1971)
 LONGEST HOME WINNING STREAK: 7 (January 13 to February 13, 1971)
 LONGEST AWAY WINNING STREAK: 3 (March 26 to March 30, 1968)
 (October 13 to October 17, 1971)
 (October 13 to October 17, 1968) (3-0-3)
 LONGEST UNBEATEN STREAK: 6 (November 21 to December 1, 1969) (5-0-1)
 (March 22 to March 30, 1969) (5-0-1)
 LONGEST HOME UNBEATEN STREAK: 7 (January 13 to February 13, 1971) (7-0-0)
 LONGEST AWAY UNBEATEN STREAK: 6 (March 12 to April 1, 1971) (1-0-5)
 LONGEST UNBEATEN STREAK, TWO SEASONS: 9 (March 22 to October 19, 1969) (5-0-4)
 LONGEST LOSING STREAK: 7 (November 6 to November 20, 1968)
 (January 16 to January 29, 1969)
 LONGEST HOME LOSING STREAK: 4 (November 6 to November 16, 1968)
 (December 4 to December 21, 1968)
 (January 11 to January 29, 1969)
 (January 16 to February 20, 1969)
 LONGEST AWAY LOSING STREAK: 8 (January 16 to February 20, 1969)
 LONGEST WINLESS STREAK: 10 (March 5 to March 22, 1970) (0-7-3)
 LONGEST HOME WINLESS STREAK: 6 (November 23 to December 21, 1968) (0-4-2)
 LONGEST AWAY WINLESS STREAK: 18 (October 25, 1970 to January 14, 1971) (0-11-7)

GOALS

MOST GOALS FOR, ONE SEASON: 221 (1970-71)
 FEWEST GOALS FOR, ONE SEASON: 182 (1969-70)
 MOST GOALS AGAINST, ONE SEASON: 258 (1971-72)
 FEWEST GOALS AGAINST, ONE SEASON: 216 (1967-68)
 LARGEST WIN: 9-1 vs. Detroit (December 19, 1970)
 LARGEST LOSS: 7-0 at Toronto (January 13, 1968)
 8-1 at Los Angeles (February 5, 1972)
 LARGEST TIE: 6-6 vs. California (March 2, 1968)
 at Buffalo (February 18, 1971)
 MOST GOALS, ONE HOME GAME: 9 (December 19, 1970 vs. Detroit)
 (March 27, 1968 at California)
 MOST GOALS, ONE AWAY GAME: 7 (February 4, 1970 at Minnesota)
 (March 14, 1972 at Vancouver)

MOST GOALS AGAINST, ONE HOME GAME: 8 (October 23, 1968 vs. Chicago)
 (February 12, 1972 vs. New York)
 MOST GOALS AGAINST, ONE AWAY GAME: 9 (January 31, 1968 at St. Louis)
 MOST GOALS, ONE PERIOD, HOME GAME: 5 (January 20, 1968 vs. Detroit)
 (November 1, 1969 vs. Minnesota)
 (November 22, 1969 vs. Philadelphia)
 (March 24, 1971 vs. Detroit)
 MOST GOALS, ONE PERIOD, AWAY GAME: 3 (seventeen times)
 MOST GOALS AGAINST, ONE PERIOD, HOME GAME: 5 (March 2, 1968 vs. California)
 (January 19, 1972 vs. Vancouver)
 MOST GOALS AGAINST, ONE PERIOD, AWAY GAME: 5 (January 31, 1968 at St. Louis)
 (January 3, 1970 at St. Louis)
 (February 18, 1971 at Buffalo)

ASSISTS

MOST ASSISTS, ONE SEASON: 361 (1971-72)
 MOST ASSISTS, ONE HOME GAME: 14 (March 26, 1969 vs. Los Angeles)
 (November 4, 1970 vs. Vancouver)
 (October 20, 1971 vs. Los Angeles)
 MOST ASSISTS, ONE AWAY GAME: 12 (March 27, 1968 at California)
 MOST ASSISTS, ONE PERIOD, HOME GAME: 10 (March 24, 1971 vs. Detroit)
 MOST ASSISTS, ONE PERIOD, AWAY GAME: 6 (March 16, 1968 at Montreal)
 (March 27, 1968 at California)
 (February 19, 1970 at Los Angeles)

POINTS

MOST POINTS, ONE SEASON: 581 (1971-72) (220 goals, 361 assists)
 MOST POINTS, ONE HOME GAME: 22 (March 26, 1969 vs. Los Angeles)
 (November 4, 1970 vs. Vancouver)
 (October 20, 1971 vs. Los Angeles)
 (8 goals, 14 assists)
 MOST POINTS, ONE AWAY GAME: 19 (March 27, 1968 at California)
 (7 goals, 12 assists)
 MOST POINTS, ONE PERIOD, HOME GAME: 15 (March 24, 1971 vs. Detroit)
 (5 goals, 10 assists)
 MOST POINTS, ONE PERIOD, AWAY GAME: 9 (March 16, 1968 at Montreal)
 (March 27, 1968 at California)
 (February 19, 1970 at Los Angeles)
 (3 goals, 6 assists)

PENALTIES

MOST PENALTIES, ONE SEASON: 419 (1970-71) (361-45-13)
 MOST MINORS, ONE SEASON: 369 (1969-70)
 MOST MAJORS, ONE SEASON: 45 (1970-71)
 MOST MISCONDUCTS, ONE SEASON: 13 (1969-70)
 (1970-71)
 MOST PENALTY MINUTES, ONE SEASON: 1077 (1970-71) (361-45-13)
 MOST PENALTIES, HOME GAME: 13 (November 22, 1969 vs. Philadelphia) (10-2-1)
 MOST PENALTIES, AWAY GAME: 13 (November 9, 1971 at St. Louis) (7-5-1)
 MOST PENALTY MINUTES, HOME GAME: 44 (October 10, 1970 vs. Buffalo) (7-2-2)
 MOST PENALTY MINUTES, AWAY GAME: 49 (November 9, 1971 at St. Louis) (7-5-1)
 MOST PENALTIES, ONE HOME PERIOD: 9 (April 4, 1971 vs. St. Louis) (6-2-1)
 MOST PENALTIES, ONE AWAY PERIOD: 8 (October 18, 1970 at Buffalo) (5-2-1)
 MOST PENALTY MINUTES, ONE HOME PERIOD: 36 (October 10, 1970 vs. Buffalo) (3-2-2)
 MOST PENALTY MINUTES, ONE AWAY PERIOD: 34 (November 28, 1970 at Montreal) (2-4-1)

INDIVIDUAL

MOST SEASONS: 5 — Ken Schinkel, Val Fonteyne, Les Binkley, Keith McCreary
MOST GAMES PLAYED: 349 — Val Fonteyne
MOST CONSECUTIVE GAMES PLAYED: 198 — Nick Harbaruk (last miss—January 3, 1970)

POINTS

MOST POINTS, ALL TIME: 215 — Ken Schinkel
MOST POINTS, ONE SEASON: 59 — Andy Bathgate (1967-68)
59 — Syl Apps (1971-72)
MOST HOME POINTS, ONE SEASON: 40 — Andy Bathgate (1967-68)
MOST AWAY POINTS, ONE SEASON: 24 — Ken Schinkel (1968-69)
MOST CONSECUTIVE GAMES SCORING POINTS: 9 by Jean Pronovost (February 26 -
March 14, 1972) (9 goals, 5 assists)
MOST POINTS, ONE SEASON, BY A CENTER: 59 — Syl Apps (1971-72)
MOST POINTS, ONE SEASON, BY A LEFT WING: 51 — Dean Prentice (1969-70)
MOST POINTS, ONE SEASON, BY A RIGHT WING: 59 — Andy Bathgate (1967-68)
MOST POINTS, ONE SEASON, BY A DEFENSEMAN: 33 — Noel Price (1967-68)
33 — Bob Woytowich (1969-70)
33 — Duane Rupp (1970-71)
33 — Darryl Edestrand (1971-72)
MOST POINTS, ONE GAME: 5 — Jean Pronovost, March 24, 1971 vs. Detroit
(2 goals and 3 assists)
MOST POINTS, ONE PERIOD: 4 — Syl Apps, March 24, 1971 vs. Detroit (4 assists)

GOALS

MOST GOALS, ALL TIME: 87 — Jean Pronovost
MOST HOME GOALS, ALL TIME: 49 — Ken Schinkel
MOST AWAY GOALS, ALL TIME: 41 — Jean Pronovost
MOST GOALS, ONE SEASON: 30 — Jean Pronovost (1971-72)
30 — Greg Polis (1971-72)
MOST CONSECUTIVE GAMES SCORING GOALS: 7 — Jean Pronovost (March 2-14, 1972)
(7 goals)
MOST GOALS, ONE SEASON, BY A CENTER: 20 — Bryan Hextall (1971-72)
MOST GOALS, ONE SEASON, BY A LEFT WING: 30 — Greg Polis (1971-72)
MOST GOALS, ONE SEASON, BY A RIGHT WING: 30 — Jean Pronovost (1971-72)
MOST GOALS, ONE SEASON BY A DEFENSEMAN: 10 — Darryl Edestrand (1971-72)
9 — Leo Boivin (1967-68)
9 — Bob Woytowich (1968-69)
9 — Dunc McCallum (1970-71)
MOST GOALS, ONE GAME: 3 — Ken Schinkel (October 31, 1967 vs. Chicago)
3 — Ken Schinkel (February 4, 1970 vs. Minnesota)
3 — Andy Bathgate (October 18, 1967 vs. Minnesota)
3 — Glen Sather (December 19, 1970 vs. Detroit)
3 — Duane Rupp (March 24, 1971 vs. Detroit)
3 — Bob Leiter (December 1, 1971 vs. Detroit)
MOST GOALS, ONE PERIOD: 2 — Several Players

ASSISTS

MOST ASSISTS, ALL TIME: 133 — Ken Schinkel
MOST HOME ASSISTS, ALL TIME: 74 — Ken Schinkel
MOST AWAY ASSISTS, ALL TIME: 59 — Ken Schinkel
MOST ASSISTS, ONE SEASON: 44 — Syl Apps (1971-72)
MOST CONSECUTIVE GAMES SCORING ASSISTS: 6 — Ken Schinkel (November 18 and
December 2, 1967) (8 assists)
6 — Syl Apps (October 16-27, 1971)
(6 assists)
MOST ASSISTS, ONE SEASON, BY A CENTER: 44 — Syl Apps (1971-72)
MOST ASSISTS, ONE SEASON, BY A LEFT WING: 28 — Val Fonteyne (1967-68)

MOST ASSISTS, ONE SEASON, BY A RIGHT WING: 39 — Andy Bathgate (1967-68)
MOST ASSISTS, ONE SEASON, BY A DEFENSEMAN: 28 — Duane Rupp (1970-71)
MOST ASSISTS, ONE SEASON, BY A GOALIE: 1 — Les Binkley (1969-70)
1 — Roy Edwards (1971-72)
MOST ASSISTS, ONE GAME: 4 — Charlie Burns (March 26, 1969 vs. Los Angeles)
4 — Bryan Hextall (February 4, 1970 at Minnesota)
4 — Bob Woytowich (February 8, 1970 vs. Minnesota)
4 — Duane Rupp (November 4, 1970 vs. Vancouver)
4 — Syl Apps (March 24, 1971 vs. Detroit)
4 — Tim Horton (January 15, 1972 vs. Philadelphia)
MOST ASSISTS, ONE PERIOD: 4 — Syl Apps (March 24, 1971 vs. Detroit)

PENALTIES

MOST PENALTIES, ALL TIME: 195 — Bryan Watson (160-23-12)
MOST PENALTY MINUTES, ALL TIME: 555 — Bryan Watson (160-23-12)
MOST PENALTIES, ONE SEASON: 71 — Bryan Watson (1969-70) (62-5-4)
71 — Bryan Watson (1971-72) (56-10-5)
MOST PENALTY MINUTES, ONE SEASON: 212 — Bryan Watson (1971-72) (56-10-5)
MOST PENALTY MINUTES, ONE SEASON BY A CENTER: 133 — Bryan Hextall (1970-71)
MOST PENALTY MINUTES, ONE SEASON BY A LEFT WING: 114 — Glen Sather (1969-70)
MOST PENALTY MINUTES, ONE SEASON BY A RIGHT WING: 108 — Nick Harbaruk
(1970-71)
MOST PENALTY MINUTES, ONE SEASON BY A DEFENSEMAN: 212 — Bryan Watson
(1971-72)
MOST PENALTY MINUTES, ONE SEASON BY A GOALIE: 41 — Al Smith (1970-71)
MOST PENALTIES, ONE GAME: 6 — Bryan Watson (February 11, 1970 at Chicago) (3-2-1)
MOST PENALTY MINUTES, ONE GAME: 26 — Bryan Watson (February 11, 1970 at
Chicago) (3-2-1)
MOST PENALTIES, ONE PERIOD: 4 — Glen Sather (October 18, 1970 at Buffalo) (3-1-0)
4 — Al Smith (April 4, 1971 vs. St. Louis) (2-1-1)
MOST PENALTY MINUTES, ONE PERIOD: 25 — Bryan Hextall (October 10, 1970 vs.
Buffalo) (0-1-2)
MOST PENALTIES, ONE SEASON: 62 — Bryan Watson (1969-70)
MOST PENALTIES, ONE GAME: 5 — Bryan Watson (February 21, 1970 at California)
MOST PENALTIES, ONE SEASON: 10 — Bryan Watson (1971-72)
MOST MISCONDUCTS, ONE SEASON: 5 — Bryan Watson (1971-72)

GOALIES

MOST GAMES, ALL TIME: 196 — Les Binkley
MOST GAMES, ONE SEASON: 54 — Les Binkley (1967-68)
MOST MINUTES PLAYED, ALL TIME: 11,046 — Les Binkley
MOST MINUTES PLAYED, ONE SEASON: 3,141 — Les Binkley (1967-68)
MOST GOALS AGAINST, ALL TIME: 573 — Les Binkley
MOST GOALS AGAINST, ONE SEASON: 158 — Les Binkley
LOWEST GOALS AGAINST AVERAGE, ALL TIME: 2.90 — Hank Bassen
LOWEST GOALS AGAINST AVERAGE, ONE SEASON: 2.84 — Les Binkley (1967-68)
MOST SHUTOUTS, ALL TIME: 11 — Les Binkley
MOST SAVES, ALL TIME: 5,029 — Les Binkley
MOST SAVES, ONE SEASON: 1,446 — Les Binkley (1968-69)
MOST WINS, ALL TIME: 58 — Les Binkley
MOST WINS, ONE SEASON: 20 — Les Binkley (1967-68)
MOST LOSSES, ALL TIME: 94 — Les Binkley
MOST LOSSES, ONE SEASON: 31 — Les Binkley (1968-69)
MOST WINS IN A ROW: 6 — Al Smith (February 15 - March 4, 1970)
MOST LOSSES IN A ROW: 6 — Les Binkley (January 16 - 29, 1969)
LONGEST UNBEATEN STREAK: 7 — Joe Daley (March 22 - October 18, 1969) (4-0-3)
7 — Les Binkley (January 14 - February 3, 1971) (6-0-1)
7 — Jim Rutherford (March 14 - April 2, 1972) (4-0-3)
7 — Al Smith (January 28 - April 1, 1971) (0-10-5)
LONGEST WINLESS STREAK: 15 — Al Smith (January 28 - April 1, 1971) (0-10-5)

FASTEST TWO GOALS, ONE PLAYER: 7 seconds, by Wally Boyer, March 5, 1970 at Detroit vs. Ray Edwards, 3rd period.
Boyer (Schock, Morrison) 15:10
Boyer (Schock) 15:17

FASTEST TWO GOALS, OPPONENT: 18 seconds, by Brad Park, New York at Pittsburgh vs. Jim Rutherford, February 12, 1972.
Park (Stemkowski, Tkaczuk) 4:25
Park (Fairbairn, Tkaczuk) 4:43

FASTEST TWO GOALS, PITTSBURGH, TWO PLAYERS: 10 seconds, March 19, 1971 at Vancouver
Apps (McCreary, Pronovost) 1:11
Pronovost (Apps) 1:21

FASTEST TWO ASSISTS, ONE PLAYER: 7 seconds by Ron Schock, March 5, 1970 (See fastest two goals, one player)

FASTEST THREE GOALS, ONE PLAYER: 31:57 by Bob Leiter, December 1, 1971 vs. Detroit. (2 vs. Smith, 1 vs. Daley)
Leiter (Polis, Pronovost) 1:05 (2nd)
Leiter (Stewart) 5:57 (2nd)
Leiter (Noris, Polis) 13:02 (3rd)

FASTEST PITTSBURGH GOAL, START OF GAME: 11 seconds, by Bryan Hextall, January 25, 1970 at Boston

FASTEST OPPONENT GOAL, START OF GAME: 14 seconds, by Brit Selby, Philadelphia, December 17, 1967 at Philadelphia

EARLIEST WINNING GOAL: 1:23, by Billy Dea, November 4, 1967 at California. (1-0)

N.H.L. START TIMES, 1972-73 SEASON
(ALL TIMES ARE LOCAL)

ATLANTA	
WEEK NIGHTS	8:05 P.M.
SUNDAYS	7:05 P.M.
BOSTON	
ALL NIGHT GAMES	7:35 P.M.
SATURDAY AFTERNOONS	2:05 P.M.
SUNDAY AFTERNOONS	3:05 P.M.
BUFFALO	
WEEK NIGHTS	8:05 P.M.
SUNDAYS	7:05 P.M.
CALIFORNIA	
WEEK NIGHTS	8:05 P.M.
SUNDAY AFTERNOONS	2:05 P.M.
SUNDAY NIGHTS	7:05 P.M.
CHICAGO	
ALL NIGHT GAMES	7:35 P.M.
DECEMBER 24	2:05 P.M.
DETROIT	
WEEK NIGHTS	7:35 P.M.
SUNDAYS	7:05 P.M.
MATINEES	2:05 P.M.

LOS ANGELES	
ALL GAMES	8:05 P.M.
MINNESOTA	
WEEK NIGHTS	8:05 P.M.
DECEMBER 29	6:05 P.M.
FEB. 4, FEB. 11	2:05 P.M.
MARCH 11	7:05 P.M.

MONTREAL	
ALL GAMES	8:05 P.M.

NEW YORK ISLANDERS	
WEEK NIGHTS	8:05 P.M.
SATURDAYS	8:05 P.M.
SUNDAYS	7:05 P.M.

NEW YORK RANGERS	
WEEK NIGHTS	7:35 P.M.
SATURDAY AFTERNOONS	1:35 P.M.
SUNDAY AFTERNOONS	2:05 P.M.
SUNDAY NIGHTS	7:05 P.M.

PHILADELPHIA	
WEEK NIGHTS	8:05 P.M.
SATURDAYS	1:35 P.M.
SUNDAY AFTERNOONS	3:05 P.M.
SUNDAY NIGHTS	7:05 P.M.

PITTSBURGH	
WEEK NIGHTS	7:35 P.M.
SATURDAYS	8:05 P.M.
SUNDAY AFTERNOON (FEB. 3)	2:05 P.M.
SUNDAY NIGHTS	7:05 P.M.

ST. LOUIS	
ALL GAMES, EXCEPT JAN. 13	8:05 P.M.
JANUARY 13	2:05 P.M.

TORONTO	
ALL GAMES, EXCEPT JAN. 7, FEB. 18	8:05 P.M.
JANUARY 7	7:05 P.M.
FEBRUARY 18	3:05 P.M.

VANCOUVER	
WEEK NIGHTS	8:05 P.M.
SATURDAYS	5:05 P.M.
SUNDAYS AND DECEMBER 26	2:05 P.M.
JANUARY 1	7:05 P.M.

Channel 11 T.V. Schedule

Wed., Oct. 11	Pittsburgh at St. Louis	9:00 p.m.
Sun., Oct. 15	Pittsburgh at Boston	7:30 p.m.
Sun., Nov. 5	Pittsburgh at Detroit	7:00 p.m.
Sun., Dec. 3	Pittsburgh at Chicago	8:30 p.m.
Sat., Dec. 23	Pittsburgh at Montreal	8:00 p.m.
Tues., Dec. 26	Pittsburgh at Detroit	7:30 p.m.
Fri., Dec. 29	Boston at Minnesota*	7:00 p.m.
Tues., Jan. 2	Pittsburgh at St. Louis	9:00 p.m.
Sun., Jan. 7	Boston at Chicago*	3:00 p.m.
Sat., Jan. 13	New York at St. Louis*	3:00 p.m.
Wed., Jan. 17	Pittsburgh at Montreal	8:00 p.m.
Sun., Jan. 21	Minnesota at Detroit*	12:05 p.m.
Sun., Jan. 28	Detroit at Montreal*	3:00 p.m.
Sun., Feb. 4	Pittsburgh at Minnesota*	3:00 p.m.
Sat., Feb. 10	Pittsburgh at Boston	2:00 p.m.
Sun., Feb. 11	Montreal at New York*	2:00 p.m.
Sun., Feb. 18	Montreal at Toronto*	3:00 p.m.
Tues., Feb. 20	Pittsburgh at Long Island	8:00 p.m.
Sun., Feb. 25	St. Louis at Detroit*	3:00 p.m.
Sun., Mar. 4	Chicago at Boston*	3:00 p.m.
Wed., Mar. 7	Pittsburgh at Minnesota*	9:00 p.m.
Sun., Mar. 11	Toronto at New York*	3:00 p.m.
Sun., Mar. 18	Detroit at Chicago*	3:00 p.m.
Sun., Mar. 25	St. Louis at Philadelphia*	3:00 p.m.
Sat., Mar. 31	Pittsburgh at St. Louis	9:00 p.m.
Sun., Apr. 1	Montreal at Boston*	3:00 p.m.

*NBC Game of the Week

NBC also plans to carry a game on Friday, March 23 or Friday, March 30 during prime time in the evening.

SEASON LEADERS

		GOALS	POINTS		
1971-72	Jean Pronovost	30	1971-72	Syl Apps	59
	Greg Polis	30	1970-71	Bryan Hextall	48
1970-71	Jean Pronovost	21	1969-70	Dean Prentice	51
	Dean Prentice	21	1968-69	Ken Schinkel	52
	Keith McCreary	21	1967-68	Andy Bathgate	59
1969-70	Dean Prentice	26	PENALTY MINUTES		
1968-69	Keith McCreary	25	1971-72	Bryan Watson	212
1967-68	Ab McDonald	22	1970-71	Bryan Hextall	133
			1969-70	Bryan Watson	189
			1968-69	Dunc McCallum	81
			1967-68	Leob Boivin	74
			ASSISTS		
1971-72	Syl Apps	44			
1970-71	Bryan Hextall	32			
1969-70	Michel Briere	32			
1968-69	Charlie Burns	38			
1967-68	Andy Bathgate	39			

PENGUIN FIRSTS

FIRST VICTORY —

October 13, 1967 at St. Louis. Penguins 3, St. Louis 1.

FIRST HOME VICTORY —

October 21, 1967. Penguins 4, Chicago 2.

FIRST TIE —

October 18, 1967 at Pittsburgh. Penguins 3, Minnesota 3.

FIRST TIE AWAY —

November 25, 1967 at Oakland. Penguins 2, Oakland 2.

FIRST DEFEAT —

October 11, 1967 at Pittsburgh. Montreal 2, Penguins 1.

FIRST DEFEAT AWAY —

October 19, 1967 at Philadelphia. Philadelphia 2, Penguins 1.

FIRST GOAL —

Andy Bathgate, October 11, 1967 against Montreal, 3rd period.

FIRST ASSISTS —

Noel Price and Ab McDonald, October 11, 1967 against Montreal, 3rd period.

FIRST PENALTY —

Ken Schinkel, October 11, 1967 against Montreal, 1st period, cross checking.

FIRST SHUTOUT —

Les Binkley, November 4, 1967 at Oakland. Penguins 1, Oak. 0.

FIRST SHUTOUT AGAINST —

Doug Favell, October 19, 1967 at Philadelphia. Philadelphia 1, Pittsburgh 0.

SCORING SUMMARIES

1971-72
PITTSBURGH
BOSTON

GP	W	L	T	PTS
6	1	2	3	5
6	2	1	3	7

AT PITTSBURGH

Dec. 18 Bos. 4 (d) Pitt. 3 (a)
Jan. 12 Pitt. 2 (b) Bos. 2 (e)
Mar. 11 Pitt. 6 (a) Bos. 4 (d)

(a) Binkley in goal
(b) Rutherford in goal
(c) Edwards in goal

PITTSBURGH VS BOSTON

GF	GA	PPG	SHG	PEN	PIM
20	21	4	0	28	75
21	20	9	1	31	65

AT BOSTON

Dec. 5 Bos. 5 (e) Pitt. 3 (a)
Dec. 19 Pitt. 2 (c) Bos. 2 (e)
Mar. 12 Pitt. 4 (a) Bos. 4 (e)

(d) Johnston in goal
(e) Cheevers in goal

GOALS BY PERIODS

	1st	2nd	3rd	TOTAL
PITTSBURGH	2	11	7	20
BOSTON	8	6	7	21

SHOTS BY PERIODS

	1st	2nd	3rd	TOTAL
PITTSBURGH	59	63	54	176
BOSTON	55	81	59	195

PITTSBURGH

PLAYER	GP	G	A	PTS	PIM
Edstrand	6	3	3	6	6
Pronovost	6	4	1	5	2
Schinkel	6	4	1	5	0
Polis	6	3	2	5	0
Schock	6	1	3	2	0
Stewart	4	0	4	4	2
Shack	2	1	2	3	2
McDonough	3	1	2	3	0
Apps	5	0	3	3	0
Hextall	6	0	3	0	2
Leiter	6	0	3	0	9
Watson	5	0	2	2	2
McCreary	1	1	0	1	2
Cardwell	2	1	0	1	2
Robert	2	0	1	1	2
Rupp	2	0	1	1	4
Noris	3	0	1	1	6
Burrows	6	0	1	1	2
Harbaruk	6	0	1	1	0
Edwards	1	0	0	0	0
Kessell	1	0	0	0	0
McKenzie	1	0	0	0	0
Rutherford	1	0	0	0	4
Horton	2	0	0	0	2
Woytowich	2	0	0	0	2
Binkley	4	0	0	0	0
Kannegiesser	5	0	0	0	0
Fonteyne	6	0	0	0	0
Bench	6	0	0	0	2
TOTAL	6	20	33	53	28-75

BOSTON

PLAYER	GP	G	A	PTS	PIM
Bucyk	6	1	9	10	0
Esposito	6	3	5	8	4
McKenzie	6	3	4	7	13
Walton	6	3	2	2	12
Stanfield	6	1	2	2	4
Horton	2	2	1	3	2
Cashman	2	1	1	2	2
Leach	4	1	1	2	2
Green	5	0	2	2	0
Bailey	5	0	1	1	4
D. Smith	6	0	1	1	4
Awrey	2	0	0	0	2
Johnston	2	0	0	0	0
Roberts	2	0	0	0	0
Marcotte	3	0	0	0	0
Cheevers	4	0	0	0	0
R. Smith	4	0	0	0	0
TOTAL	6	21	40	61	31-65

GOALIES

	GP	GA	SO	AVG
Edwards (0-0-1)	1	2	0	2.00
Rutherford (0-0-1)	1	2	0	2.00
Binkley (1-2-1)	4	16 (1)	0	4.00
TOTAL (1-2-3)	6	21	0	3.50

GOALIES

	GP	GA	SO	AVG
Cheevers (1-0-3)	4	11	0	2.75
Johnston (1-1-0)	2	9	0	4.50
TOTAL (2-1-3)	6	20	0	3.33

SCORING SUMMARIES

1971-72
PITTSBURGH
BUFFALO

GP	W	L	T	PTS	GF	GA	PPG	SHG	PEN	PIM
6	1	2	3	5	14	14	2	0	29	74
6	2	1	3	7	14	14	5	0	32	72

PITTSBURGH VS BUFFALO

AT PITTSBURGH

Dec. 11 Pitt. 3 (a) Buf. 3 (d)
Dec. 31 Pitt. 3 (c) Buf. 3 (d)
Mar. 22 Buf. 4 (d) Pitt. 3 (a)

AT BUFFALO

Oct. 10 Buf. 2 (d) Pitt. 1 (b)
Feb. 17 Pitt. 2 (b) Buf. 0 (d)
Mar. 26 Pitt. 2 (b) Buf. 2 (d)

(d) Crozier in goal

(a) Binkley in goal
(b) Rutherford in goal
(c) Edwards in goal

GOALS BY PERIODS

	1st	2nd	3rd	TOTAL
PITTSBURGH	3	6	5	14
BUFFALO	6	4	4	14

SHOTS BY PERIODS

	1st	2nd	3rd	TOTAL
PITTSBURGH	56	74	79	209
BUFFALO	75	54	44	173

PITTSBURGH

PLAYER	GP	G	A	PTS	PIM
Schock	6	2	4	6	4
Apps	6	2	2	4	0
Robert	3	1	2	3	2
Cardwell	3	1	2	3	0
Harbaruk	6	1	2	3	0
Leiter	6	1	1	2	2
Pronovost	6	1	1	2	0
Rupp	3	0	2	2	2
Burrows	6	0	2	2	0
Polis	6	0	2	2	2
Schinkel	6	0	2	2	0
Watson	6	0	2	2	20
McCreary	2	1	0	1	0
Noris	2	1	0	1	2
Stewart	2	1	0	1	2
McDonough	3	1	0	1	4
Robert	3	0	1	1	12
Fonteyne	6	0	1	1	0
Edwards	1	0	0	0	0
Woytowich	1	0	0	0	0
Binkley	2	0	0	0	0
Shack	2	0	0	0	2
Kannegiesser	3	0	0	0	8
Rutherford	3	0	0	0	0
Horton	4	0	0	0	4
Edstrand	6	0	0	0	4
TOTAL	6	14	26	40	29-74

BUFFALO

PLAYER	GP	G	A	PTS	PIM
Martin	6	3	1	4	4
Atkinson	5	2	2	4	0
Meehan	6	2	2	4	2
Barreault	6	2	1	3	2
Shack	4	1	2	3	0
Hamilton	5	1	2	3	8
Zaine	1	1	0	1	0
Evans	3	1	0	1	2
Lorentz	3	0	1	1	2
Robitaille	3	0	1	1	6
K. O'Shea	4	0	1	1	18
Ramsey	5	0	1	1	0
Deadmarsh	1	0	0	0	0
Goyette	1	0	0	0	0
Smith	1	0	0	0	0
Terbenche	1	0	0	0	0
Barrie	2	0	0	0	4
Wyrozub	2	0	0	0	0
Anderson	3	0	0	0	0
Pratt	3	0	0	0	8
Byers	4	0	0	0	0
Hillman	4	0	0	0	4
McKay	4	0	0	0	0
Watson	4	0	0	0	6
Lawson	6	0	0	0	0
Luce	6	0	0	0	4
Crozier	6	0	0	0	2
TOTAL	6	14	16	30	32-72

GOALIES

	GP	GA	SO	AVG
Rutherford (1-1-1)	3	4	1	1.33
Edwards (0-0-1)	1	3	0	3.00
Binkley (0-1-1)	2	7	0	3.50
TOTAL (1-2-3)	6	14	1	2.33

GOALIES

	GP	GA	SO	AVG
Crozier (2-1-3)	6	13 (1)	0	2.17
TOTAL (2-1-3)	6	14	0	2.33

SCORING SUMMARIES

PITTSBURGH VS CALIFORNIA

	GP	W	L	T	PTS	GF	GA	PPG	SHG	PEN	PIM
1971-72											
PITTSBURGH	6	2	2	2	6	20	21	6	0	37	94
CALIFORNIA	6	2	2	2	6	21	20	2	0	44	116

AT PITTSBURGH

Oct. 27 Calf. 6 (d) Pitt. 4 (a)
 Dec. 8 Pitt. 1 (c) Calf. 1 (e)
 Mar. 29 Pitt. 5 (b) Calf. 4 (e)

- (a) Binkley in goal
- (b) Rutherford in goal
- (c) Edwards in goal

AT CALIFORNIA

Oct. 17 Pitt. 4 (a) Calf. 2 (d)
 Nov. 3 Calf. 5 (e) Pitt. 3 (a)
 Mar. 19 Pitt. 3 (b) Calf. 3 (f)

- (d) Carter in goal
- (e) Meloche in goal
- (f) Kurt in goal

GOALS BY PERIODS

	1st	2nd	3rd	TOTAL
PITTSBURGH	3	8	9	20
CALIFORNIA	9	6	6	21

SHOTS BY PERIODS

	1st	2nd	3rd	TOTAL
PITTSBURGH	55	69	54	178
CALIFORNIA	50	46	48	144

PITTSBURGH

PLAYER	GP	G	A	PTS	PIM
Apps	6	3	5	8	15
Pronovost	6	4	3	7	0
Leiter	6	3	1	4	2
Polis	6	2	2	4	7
Edestrand	6	0	4	4	9
Harbaruk	6	2	1	3	12
Schock	6	1	2	3	0
Woytowich	3	0	3	3	2
Fonteyne	6	1	1	2	0
Schinkel	4	0	2	2	15
Hexhall	6	0	2	2	14
Watson	6	0	2	2	14
Shack	2	1	0	1	2
Robert	3	1	0	1	0
Kannegiesser	4	1	0	1	4
McCreary	4	1	0	1	2
Cardwell	2	0	1	1	0
Horton	2	0	1	1	2
McDonough	2	0	1	1	0
Rupp	2	0	1	1	2
Burrows	6	0	1	1	2
Edwards	1	0	0	0	0
Stewart	1	0	0	0	2
Hicke	2	0	0	0	0
Rutherford	2	0	0	0	0
Binkley	3	0	0	0	2
Noris	4	0	0	0	0

TOTAL 6 20 33 53 37-94

CALIFORNIA

PLAYER	GP	G	A	PTS	PIM
Redmond	5	3	6	9	8
Pinder	6	2	5	7	10
J. Johnston	6	2	2	4	27
Sheehan	6	3	0	3	2
Webster	2	2	1	3	2
Boldirev	3	2	1	3	0
Gilberston	6	2	1	3	6
Ferguson	6	1	2	3	2
Shmyr	5	1	1	2	10
McKechnie	5	0	2	2	0
Stackhouse	1	1	0	1	2
Leach	2	1	0	1	0
Smith	2	1	0	1	2
Baird	1	0	1	1	2
Vadnais	2	0	1	1	0
Meloche	3	0	1	1	0
Williams	3	0	1	1	0
Croteau	5	0	1	1	0
M. Johnston	5	0	1	1	0
Carleton	6	0	1	1	12
E. Hicke	6	0	1	1	8
Hughes	1	0	0	0	0
Jones	1	0	0	0	0
Kurt	1	0	0	0	0
O'Donoghue	1	0	0	0	0
Carter	2	0	0	0	9
Stewart	2	0	0	0	0
Jarrett	3	0	0	0	0
Marshall	4	0	0	0	14
Patrick	6	0	0	0	0

TOTAL 6 21 29 50 44-116

GOALIES	GP	GA	SO	AVG	GOALIES	GP	GA	SO	AVG
Edwards (0-0-1)	1	1	0	1.00	Kurt (0-0-1)	1	3	0	3.00
Rutherford (1-0-1)	2	7	0	3.50	Meloche (1-1-1)	3	9	0	3.00
Binkley (1-2-0)	3	12 (1)	0	4.00	Carter (1-1-0)	2	7 (1)	0	3.50
TOTAL (2-2-2)	6	21	0	3.50	TOTAL (2-2-2)	6	20	0	3.33

SCORING SUMMARIES

PITTSBURGH VS CHICAGO

	GP	W	L	T	PTS	GF	GA	PPG	SHG	PEN	PIM
1971-72											
PITTSBURGH	6	0	5	1	1	11	27	3	1	23	49
CHICAGO	6	5	0	1	11	27	11	5	0	25	53

AT PITTSBURGH

Oct. 23 Chi. 5 (d) Pitt. 2 (a)
 Jan. 8 Chi. 4 (d) Pitt. 0 (b)
 Jan. 29 Chi. 4 (d) Pitt. 2 (f)

- (a) Binkley in goal
- (b) Rutherford in goal
- (f) Binkley replaced Rutherford 14:21

AT CHICAGO

Nov. 7 Chi. 3 (d) Pitt. 1 (c)
 Nov. 21 Chi. 7 (e) Pitt. 3 (b)
 Jan. 5 Pitt. 3 (b) Chi. 3 (e)

- (d) Smith in goal
- (e) Esposito in goal

GOALS BY PERIODS

	1st	2nd	3rd	TOTAL
PITTSBURGH	3	2	6	11
CHICAGO	7	13	7	27

SHOTS BY PERIODS

	1st	2nd	3rd	TOTAL
PITTSBURGH	58	36	42	136
CHICAGO	59	55	55	169

PITTSBURGH

PLAYER	GP	G	A	PTS	PIM
Apps	5	1	2	3	0
Edestrand	5	1	2	3	2
Pronovost	4	2	0	2	0
Harbaruk	6	2	0	2	2
Horton	3	0	2	2	2
Schock	6	0	2	2	2
Hicke	1	1	0	1	0
Noris	3	1	0	1	0
Fonteyne	5	1	0	1	0
Woytowich	5	1	0	1	0
Polis	6	1	0	1	2
Boyer	1	0	1	1	0
Rupp	2	0	1	1	0
Hexhall	6	0	1	1	6
Leiter	6	0	1	1	0
Schinkel	6	0	1	1	0
Burns	1	0	0	0	4
Edwards	1	0	0	0	0
McDonough	1	0	0	0	0
Binkley	2	0	0	0	0
McKenzie	2	0	0	0	0
Stewart	2	0	0	0	2
McCreary	3	0	0	0	0
Rutherford	4	0	0	0	0
Kannegiesser	5	0	0	0	6
Robert	4	0	0	0	6
Burrows	6	0	0	0	6
Watson	6	0	0	0	9

GOALIES

GOALIES	GP	GA	SO	AVG	GOALIES	GP	GA	SO	AVG
Binkley (0-2-0)	2	8	0	3.28	Smith (4-0-0)	4	5	1	1.25
Edwards (0-1-0)	1	4	0	4.00	Esposito (1-0-1)	2	6	0	3.00
Rutherford (0-2-1)	4	15	0	4.63	TOTAL (5-0-1)	6	11	0	1.83
TOTAL (0-5-1)	6	27	0	4.50					

SCORING SUMMARIES

PITTSBURGH VS DETROIT

1971-72	GP	W	L	T	PTS	GF	GA	PPG	SHG	PEN	PIM
PITTSBURGH	6	2	4	0	4	19	25	4	0	22	63
DETROIT	6	4	2	0	8	25	19	5	0	26	63

AT PITTSBURGH

Dec. 1 Pitt. 4 (c) Det. 2 (e)
Feb. 19 Det. 6 (d) Pitt. 2 (a)
Mar. 2 Pitt. 7 (b) Det. 4 (d)

(a) Binkley in goal
(b) Rutherford in goal
(c) Edwards in goal
(f) Binkley replaced Rutherford 40:00

AT DETROIT

Oct. 31 Det. 3 (d) Pitt. 1 (c)
Jan. 9 Det. 4 (d) Pitt. 2 (b)
Mar. 5 Det. 6 (d) Pitt. 3 (f)

(d) Smith in goal
(e) Daley replaced Smith 40:00

GOALS BY PERIODS

	1st	2nd	3rd	TOTAL
PITTSBURGH	6	6	7	19
DETROIT	7	11	7	25

SHOTS BY PERIODS

	1st	2nd	3rd	TOTAL
PITTSBURGH	58	56	73	187
DETROIT	57	54	46	157

PITTSBURGH

PLAYER	GP	G	A	PTS	PIM
Pronovost	6	2	5	7	0
Leiter	6	4	1	5	0
Schock	6	3	1	4	2
Apps	5	1	3	4	0
Harbaruk	6	1	3	4	2
McDonough	3	2	1	3	0
Rupp	3	1	2	3	2
Polis	5	1	2	3	2
Watson	6	2	0	2	37
Schinkel	6	0	2	2	2
Edestrand	6	1	0	1	2
Hexall	6	1	0	1	6
McKenzie	1	0	1	1	0
McCreary	2	0	1	1	0
Noris	2	0	1	1	2
Stewart	2	0	1	1	0
Cardwell	3	0	1	1	0
Burrows	5	0	1	1	0
Kannegiesser	5	0	1	1	2
Fonteyne	6	0	1	1	0
Kessell	1	0	0	0	0
Shack	1	0	0	0	0
Binkley	2	0	0	0	0
Edwards	2	0	0	0	0
Robert	2	0	0	0	0
Rutherford	3	0	0	0	0
Woytowich	3	0	0	0	0
Horton	4	0	0	0	2
Bench					
TOTAL	6	19	28	47	22-63

DETROIT

PLAYER	GP	G	A	PTS	PIM
Berenson	6	6	2	8	2
Dionne	6	3	5	8	4
Ecclestone	6	1	6	7	0
Libett	6	2	3	5	0
Delvecchio	6	1	4	5	2
Redmond	6	4	0	4	2
Stackhouse	6	2	2	4	25
Collins	6	1	3	4	2
Bergman	6	0	4	4	8
Karlander	5	2	1	3	0
Rochefort	4	2	0	2	0
Harris	5	1	0	1	4
McDonald	1	0	1	1	0
Sutherland	1	0	1	1	0
Conacher	2	0	1	1	0
Wall	4	0	1	1	0
Johnston	5	0	1	1	4
Ar. Brown	6	0	1	1	6
Smith	6	0	1	1	4
Daley	1	0	0	0	0
Boucha	2	0	0	0	0
Johnson	2	0	0	0	0
Charron	4	0	0	0	0
Volmar	4	0	0	0	0
TOTAL	6	25	37	62	26-63

GOALIES	GP	GA	SO	AVG
Edwards (1-1-0)	2	5	0	2.50
Rutherford (1-2-0)	3	11 (1)	0	4.13
Binkley (0-1-0)	2	8	0	6.00
TOTAL (2-4-0)	6	25	0	4.17

GOALIES	GP	GA	SO	AVG
Smith (4-2-0)	6	16 (2)	0	2.82
Daley (0-0-0)	1	1	0	3.00
TOTAL (4-2-0)	6	19	0	3.17

SCORING SUMMARIES

PITTSBURGH VS LOS ANGELES

1971-72	GP	W	L	T	PTS	GF	GA	PPG	SHG	PEN	PIM
PITTSBURGH	6	4	1	1	9	29	19	2	1	17	37
LOS ANGELES	6	1	4	1	3	19	29	2	0	19	41

AT PITTSBURGH

Oct. 20 Pitt. 8 (b) L.A. 1 (e)
Nov. 13 Pitt. 6 (b) L.A. 4 (f)
Feb. 10 Pitt. 6 (b) L.A. 1 (d)

(a) Binkley in goal
(b) Rutherford in goal
(h) Binkley replaced Rutherford 20:00

AT LOS ANGELES

Oct. 13 Pitt. 4 (a) L.A. 1 (d)
Feb. 5 L.A. 8 (d) Pitt. 1 (h)
Mar. 18 Pitt. 4 (a) L.A. 4 (g)

(d) G. Edwards in goal
(e) Dejordy in goal
(f) Vachon in goal
(g) Smith in goal

GOALS BY PERIODS

	1st	2nd	3rd	TOTAL
PITTSBURGH	10	9	10	29
LOS ANGELES	3	7	9	19

SHOTS BY PERIODS

	1st	2nd	3rd	TOTAL
PITTSBURGH	70	85	73	228
LOS ANGELES	48	41	61	150

PITTSBURGH

PLAYER	GP	G	A	PTS	PIM
Hexall	6	5	6	11	2
Schinkel	6	4	4	8	0
Schock	6	2	5	7	0
Harbaruk	6	1	6	7	2
Polis	6	5	1	6	2
Edestrand	6	2	4	6	2
Robert	4	2	2	4	0
Leiter	6	2	2	4	2
Watson	6	0	4	4	11
Cardwell	3	1	2	3	0
McCreary	3	1	2	3	2
Kannegiesser	5	1	2	3	8
Pronovost	5	2	0	2	2
Shack	1	0	2	2	0
Rupp	3	0	2	2	0
Apps	6	0	2	2	4
McDonough	3	1	0	1	0
Woytowich	1	0	1	1	0
Noris	3	0	1	1	0
Fonteyne	5	0	1	1	0
Burrows	6	0	1	1	0
Burns	1	0	0	0	0
Binkley	3	0	0	0	0
Horton	4	0	0	0	0
Rutherford	4	0	0	0	0
TOTAL	6	29	50	79	17-37

LOS ANGELES

PLAYER	GP	G	A	PTS	PIM
Goring	5	3	5	8	0
Corrigan	3	2	5	7	2
Berry	6	3	3	6	4
Marotte	6	2	3	5	6
Backstrom	6	2	2	4	2
Flett	2	3	0	3	0
Lemieux	6	1	2	3	0
Lonsberry	3	1	1	2	7
Pulford	5	1	1	2	2
Howell	6	0	2	2	8
Widing	6	0	2	2	0
Carlin	1	1	0	1	0
Barrie	3	0	1	1	6
Johnson	3	0	1	1	0
Curtis	5	0	1	1	2
L. Hillman	1	0	0	0	0
Dejordy	1	0	0	0	0
Smith	1	0	0	0	0
Vachon	1	0	0	0	0
Hoganson	2	0	0	0	0
Bernier	3	0	0	0	2
Edwards	3	0	0	0	0
Byers	3	0	0	0	0
Joyal	3	0	0	0	0
Lesuk	3	0	0	0	0
McDonough	3	0	0	0	0
Potvin	3	0	0	0	0
Woytowich	3	0	0	0	0
Grenier	6	0	0	0	0
TOTAL	6	19	29	48	19-41

GOALIES	GP	GA	SO	AVG	GOALIES	GP	GA	SO	AVG
Rutherford (3-1-0)	4	9	0	2.70	Edwards (1-2-0)	3	11	0	3.67
Binkley (1-0-1)	3	10	0	3.75	Smith (0-0-1)	1	4	0	4.00
					Vachon (0-1-0)	1	6	0	6.00
					Dejordy (0-1-0)	1	8	0	8.00
TOTAL (4-1-1)	6	19	0	3.17	TOTAL (1-4-1)	6	29	0	4.83

SCORING SUMMARIES

1971-72 GP W L T PTS GF GA PPG SHG PEN PIM
PITTSBURGH 6 2 4 0 4 11 17 4 0 28 67
MINNESOTA 6 4 2 0 8 17 11 6 1 32 86

AT PITTSBURGH

Nov. 16 Min. 5 (d) Pitt. 1 (a)
Mar. 4 Pitt. 4 (b) Min. 2 (e)
Mar. 25 Pitt. 3 (b) Min. 2 (d)

(a) Binkley in goal
(b) Rutherford in goal
(c) Edwards in goal

PITTSBURGH VS MINNESOTA

AT MINNESOTA

Oct. 28 Min. 2 (d) Pitt. 0 (c)
Nov. 18 Min. 4 (d) Pitt. 3 (b)
Feb. 20 Min. 2 (d) Pitt. 0 (b)

(d) Maniago in goal
(e) Worsley in goal

GOALS BY PERIODS

1st 2nd 3rd TOTAL
PITTSBURGH 2 4 5 11
MINNESOTA 5 8 4 17

SHOTS BY PERIODS

1st 2nd 3rd TOTAL
PITTSBURGH 77 79 69 225
MINNESOTA 54 62 54 170

PITTSBURGH

PLAYER GP G A PTS PIM
Apps 6 1 5 6 14
Pronovost 4 3 0 3 2
Polis 6 2 1 3 0
Edestrand 6 1 2 3 0
Hextall 6 1 1 2 10
Schock 6 1 1 2 0
Fonteyne 6 0 2 2 0
McDonough 3 0 2 2 4
Rupp 3 0 2 2 0
Cardwell 3 1 0 1 0
Hicke 3 1 0 1 10
Noris 3 0 1 1 0
Robert 4 0 1 1 2
Schinkel 5 0 1 1 0
Harbaruk 6 0 1 1 0
Leiter 6 0 1 1 0
Binkley 1 0 0 0 4
Burns 1 0 0 0 0
Edwards 1 0 0 0 2
Shack 1 0 0 0 2
Horton 2 0 0 0 2
McCreary 2 0 0 0 5
Kannegiesser 3 0 0 0 2
Woytowich 3 0 0 0 2
Rutherford 4 0 0 0 0
Burrows 6 0 0 0 4
Watson 6 0 0 0 2
Bench 6 0 0 0 2
TOTAL 6 11 21 32 28-67

MINNESOTA

PLAYER GP G A PTS PIM
Parise 6 5 2 7 6
Hampson 6 2 2 4 4
Prentice 6 2 2 4 4
Nevin 6 1 3 4 0
Oliver 6 1 3 4 0
Goldsworthy 6 2 1 3 11
Mohns 6 1 2 3 2
Drouin 5 0 3 3 2
Nanne 6 0 3 3 10
Reid 2 1 1 2 0
Hextall 2 0 2 2 0
Grant 6 1 0 1 0
Burns 6 1 0 1 37
Gibbs 1 0 0 0 2
Paradise 1 0 0 0 0
Worsley 5 0 0 0 0
Cameron 5 0 0 0 0
Maniago 5 0 0 0 2
O'Brien 5 0 0 0 0
Harris 6 0 0 0 6

TOTAL 6 17 27 44 32-86

GOALIES

GP GA SO AVG
Edwards (0-1-0) 1 1 (1) 0 1.00
Rutherford (2-2-0) 4 10 0 2.50
Binkley (0-1-0) 1 5 0 5.00
TOTAL (2-4-0) 6 17 0 2.67

GOALIES

GP GA SO AVG
Maniago (4-1-0) 5 7 2 1.20
Worsley (0-1-0) 1 4 0 4.00
TOTAL (4-2-0) 6 11 2 1.83

SCORING SUMMARIES

PITTSBURGH VS MONTREAL

1971-72 GP W L T PTS GF GA PPG SHG PEN PIM
PITTSBURGH 6 1 4 1 3 16 25 0 0 32 76
MONTREAL 6 4 1 1 9 25 16 6 1 31 82

AT PITTSBURGH

Dec. 25 Pitt. 4 (a) Mtl. 4 (e)
Jan. 23 Pitt. 3 (a) Mtl. 3 (d)
Mar. 8 Mtl. 5 (d) Pitt. 4 (g)

(a) Binkley in goal
(b) Rutherford in goal
(g) Binkley replaced Rutherford 4:50

AT MONTREAL

Nov. 27 Mtl. 3 (d) Pitt. 1 (a)
Jan. 13 Mtl. 7 (f) Pitt. 1 (b)
Feb. 27 Mtl. 5 (d) Pitt. 3 (b)

(d) Dryden in goal
(e) Dejordy in goal
(f) Myre in goal

GOALS BY PERIODS

1st 2nd 3rd TOTAL
PITTSBURGH 7 5 4 16
MONTREAL 4 7 14 25

SHOTS BY PERIODS

1st 2nd 3rd TOTAL
PITTSBURGH 52 54 64 170
MONTREAL 82 76 77 235

PITTSBURGH

PLAYER GP G A PTS PIM
Schinkel 6 4 2 6 0
Polis 6 3 2 5 2
Pronovost 6 2 2 4 2
Fonteyne 4 2 1 3 0
Apps 5 0 3 3 0
Leiter 6 0 3 3 2
Schock 6 0 3 3 2
Hextall 1 1 1 2 2
Watson 6 1 1 2 4
Stewart 3 1 2 2 6
McDonough 4 1 0 1 0
Harbaruk 6 1 0 1 0
Robert 4 0 1 1 5
Hicke 1 0 0 0 0
McKenzie 1 0 0 0 4
Noris 1 0 0 0 0
Cardwell 2 0 0 0 2
McCreary 2 0 0 0 5
Woytowich 2 0 0 0 2
Kannegiesser 3 0 0 0 0
Rutherford 3 0 0 0 0
Binkley 4 0 0 0 0
Horton 4 0 0 0 4
TOTAL 6 16 27 43 32-76

MONTREAL

PLAYER GP G A PTS PIM
Cournoyer 6 5 3 8 0
F. Mahovlich 6 2 6 8 2
Lemaire 6 3 3 6 0
Tardif 6 2 4 6 16
P. Mahovlich 6 4 1 5 21
Lafleur 5 2 3 5 4
Lapointe 6 1 3 4 10
Roberts 5 2 1 3 2
Richard 6 1 2 3 4
Larose 6 0 3 3 9
Arnason 3 2 0 2 0
Harper 4 0 2 2 0
Tremblay 8 0 2 2 2
Houle 6 0 0 1 0
Lefley 2 0 1 1 0
Savard 2 0 1 1 2
Dryden 4 0 1 1 0
Pleau 4 0 1 1 2
Laperriere 6 0 1 1 0
Dejordy 1 0 0 0 0
Hoganson 1 0 0 0 0
Myre 1 0 0 0 0
Roberto 1 0 0 0 0
Bouchard 4 0 0 0 6
Bench 2

TOTAL 6 25 38 63 31-82

GOALIES

GP GA SO AVG
Binkley (1-2-1) 4 10 (1) 0 2.55
Rutherford (0-2-0) 3 13 (1) 0 6.24
TOTAL (1-4-1) 6 25 0 4.17

GOALIES

GP GA SO AVG
Myre (1-0-0) 1 1 0 1.00
Dryden (3-0-1) 4 11 0 2.75
Dejordy (0-1-0) 1 4 0 4.00
TOTAL (4-1-1) 6 16 0 2.67

SCORING SUMMARIES

1971-72	GP	W	L	T	PTS	GF	GA	PPG	SHG	PEN	PIM
PITTSBURGH	6	1	3	2	4	12	22	4	0	27	74
NEW YORK	6	3	1	2	8	22	12	3	2	31	74

AT PITTSBURGH

Oct. 30	Pitt. 1 (c)	N.Y. 1 (d)
Dec. 4	Pitt. 4 (b)	N.Y. 2 (e)
Feb. 12	N.Y. 8 (d)	Pitt. 3 (b)

- (a) Binkley in goal
 (b) Rutherford in goal
 (c) Edwards in goal
 (f) Binkley replaced Rutherford 11:00

GOALS BY PERIODS

	1st	2nd	3rd	TOTAL
PITTSBURGH	2	6	4	12
NEW YORK	4	10	8	22

PITTSBURGH

PLAYER	GP	G	A	PTS	PIM
Hextall	6	3	2	5	0
Pronovost	6	2	3	5	2
Polis	5	1	4	5	2
Schinkel	5	2	2	4	0
Apps	5	2	1	3	2
Leiter	6	1	2	3	2
Robert	5	0	2	2	0
Edestrand	6	0	2	2	2
Harbaruk	6	1	0	1	4
Kessell	1	0	1	1	0
Rupp	1	0	1	1	2
Stewart	3	0	1	1	4
Kannegiesser	5	0	1	1	6
Schock	6	0	1	1	4
Watson	6	0	1	1	28
Binkley	1	0	0	0	0
Cardwell	1	0	0	0	0
Edwards	1	0	0	0	0
Hicke	1	0	0	0	0
McDonough	1	0	0	0	12
Horton	2	0	0	0	0
McCreary	4	0	0	0	0
Woytowich	4	0	0	0	0
Noris	5	0	0	0	2
Rutherford	5	0	0	0	0
Burrows	6	0	0	0	0
Fonteyne	6	0	0	0	0
Bench					2
TOTAL	6	12	24	36	27-74

GOALIES	GP	GA	SO	AVG
Edwards (0-0-1)	1	1	0	1.00
Binkley (0-0-1)	1	1	0	1.22
Rutherford (1-3-0)	5	20	0	4.78
TOTAL (1-3-2)	6	22	0	3.67

PITTSBURGH VS NEW YORK

AT NEW YORK

Oct. 24	Pitt. 1 (f)	N.Y. 1 (d)
Dec. 12	N.Y. 6 (e)	Pitt. 1 (b)
Dec. 22	N.Y. 4 (d)	Pitt. 2 (b)

- (d) Villemure in goal
 (e) Giacomini in goal

SHOTS BY PERIODS

	1st	2nd	3rd	TOTAL
PITTSBURGH	46	56	50	152
NEW YORK	64	78	61	203

NEW YORK

PLAYER	GP	G	A	PTS	PIM
Park	6	6	2	8	4
Tkaczuk	6	0	8	8	0
Gilbert	6	4	3	7	9
Ratelle	6	3	4	7	2
Hadfield	6	1	5	6	22
MacGregor	6	4	1	5	0
Fairbairn	6	2	2	4	0
Rousseau	6	1	3	4	4
Seiling	6	0	4	4	0
Stemkowski	4	0	3	3	4
Irvine	6	0	2	2	
Carr	4	1	0	1	0
Neilson	6	0	1	1	0
Sather	6	0	1	1	0
Balon	2	0	0	0	0
Egers	2	0	0	0	0
Doak	3	0	0	0	4
Giacomini	3	0	0	0	5
Jarry	3	0	0	0	2
Villemure	3	0	0	0	2
Demarco	5	0	0	0	0
Rolfe	6	0	0	0	10
TOTAL	6	22	39	61	31-74

GOALIES	GP	GA	SO	AVG
Villemure (1-0-2)	3	4	0	1.33
Giacomini (2-1-0)	3	7 (1)	0	2.33
TOTAL (3-1-2)	6	12	0	2.00

SCORING SUMMARIES PITTSBURGH VS PHILADELPHIA

1971-72	GP	W	L	T	PTS	GF	GA	PPG	SHG	PEN	PIM
PITTSBURGH	6	3	2	1	7	17	20	5	2	32	83
PHILADELPHIA	6	2	3	1	5	20	17	5	1	39	81

AT PITTSBURGH

Oct. 9	Pitt. 3 (a)	Phil. 2 (d)
Jan. 15	Pitt. 4 (b)	Phil. 2 (d)
Feb. 26	Pitt. 5 (b)	Phil. 2 (f)

- (a) Binkley in goal
 (b) Rutherford in goal
 (c) Edwards in goal

AT PHILADELPHIA

Dec. 26	Phil. 6 (g)	Pitt. 1 (c)
Jan. 30	Phil. 4 (e)	Pitt. 0 (a)
Apr. 1	Pitt. 4 (b)	Phil. 4 (d)

- (d) Favell in goal
 (e) Gamble in goal
 (f) Taylor in goal
 (g) Gamble replaced Favell 30:28

GOALS BY PERIODS

	1st	2nd	3rd	TOTAL
PITTSBURGH	5	4	8	17
PHILADELPHIA	10	7	3	20

SHOTS BY PERIODS

	1st	2nd	3rd	TOTAL
PITTSBURGH	63	64	74	201
PHILADELPHIA	74	56	53	183

PITTSBURGH

PLAYER	GP	G	A	PTS	PIM
Pronovost	6	3	3	6	2
Apps	6	1	5	6	0
Polis	6	4	1	5	2
Horton	6	0	5	5	0
Schock	5	2	2	4	2
Cardwell	2	2	0	2	0
Hextall	6	2	0	2	18
Harbaruk	6	1	1	2	4
Shack	1	0	2	2	0
Fonteyne	5	0	2	2	0
Schinkel	6	0	2	2	0
Edestrand	6	1	0	1	9
Leiter	6	1	0	1	0
McCreary	2	0	1	1	2
Rupp	3	0	1	1	2
Stewart	3	0	1	1	2
Robert	4	0	1	1	2
Edwards	1	0	0	0	0
Binkley	2	0	0	0	0
Noris	2	0	0	0	0
Rutherford	3	0	0	0	10
Kannegiesser	4	0	0	0	2
McDonough	4	0	0	0	2
Burrows	6	0	0	0	4
Watson	6	0	0	0	20

TOTAL 6 17 27 44 32-83

PHILADELPHIA

PLAYER	GP	G	A	PTS	PIM
Clarke	6	8	3	11	4
Bernier	3	2	4	6	0
Dornhoefer	5	2	3	5	12
Lonsberry	3	2	1	3	0
Clement	5	1	2	3	4
Kelly	6	1	2	3	25
Hughes	4	0	3	3	0
Nolet	4	0	3	3	2
Ashbee	6	2	0	2	2
Van Impe	6	1	1	2	16
Foley	2	0	2	2	0
Flett	3	0	2	2	0
Watson	5	0	2	2	2
Sarrazin	3	1	0	1	0
Potvin	2	0	1	1	0
Joyal	3	0	1	1	0
Lesuk	3	0	1	1	2
Parizeau	4	0	1	1	2
Gendron	5	0	1	1	0
Brown	1	0	0	0	0
Hale	1	0	0	0	0
Keenan	1	0	0	0	0
Mickey	1	0	0	0	0
Plante	1	0	0	0	2
Taylor	1	0	0	0	0
Wright	1	0	0	0	0
Gamble	2	0	0	0	0
MacLeish	2	0	0	0	2
Johnson	3	0	0	0	0
Brossart	4	0	0	0	0
Favell	4	0	0	0	2
W. Hillman	4	0	0	0	0
Morrison	5	0	0	0	0
TOTAL	6	20	33	53	39-81

GOALIES	GP	GA	SO	AVG
Rutherford (2-0-1)	3	8	0	2.67
Binkley (1-1-0)	2	6	0	3.00
Edwards (0-1-0)	1	6	0	6.00
TOTAL (3-2-1)	6	20	0	3.33

GOALIES	GP	GA	SO	AVG
Gamble (1-0-0)	2	0	1	0.00
Favell (1-2-1)	4	11 (1)	0	3.14
Taylor (0-1-0)	1	5	0	5.00
TOTAL (2-3-1)	6	17	0	2.83

SCORING SUMMARIES

PITTSBURGH VS ST. LOUIS

1971-72	GP	W	L	T	PTS	GF	GA	PPG	SHG	PEN	PIM
PITTSBURGH	6	3	3	0	6	17	13	5	1	45	122
ST. LOUIS	6	3	3	0	6	13	17	0	1	48	136

AT PITTSBURGH

Nov. 20 St. L. 4 (e) Pitt. 2 (c)
 Jan. 26 St. L. 2 (f) Pitt. 1 (a)
 Apr. 2 Pitt. 6 (b) St. L. 2 (i)

- (a) Binkley in goal
- (b) Rutherford in goal
- (c) Edwards in goal
- (g) Edwards replaced Binkley 52:45
- (h) Rutherford replaced Binkley 14:10

AT ST. LOUIS

Nov. 9 Pitt. 4 (g) St. L. 1 (d)
 Jan. 22 St. L. 1 (f) Pitt. 0 (a)
 Feb. 3 Pitt. 4 (h) St. L. 3 (f)

- (d) McDuffe in goal
- (e) McLeod in goal
- (f) Wakely in goal
- (i) Wakely replaced Caron 35:17

GOALS BY PERIODS

	1st	2nd	3rd	TOTAL	1st	2nd	3rd	TOTAL
PITTSBURGH	6	7	4	17	65	56	67	188
ST. LOUIS	4	5	5	14	55	54	62	171

PITTSBURGH

PLAYER	GP	G	A	PTS	PIM
Schock	6	3	2	5	0
Apps	6	1	4	5	21
Schinkel	6	0	5	5	2
Polis	6	4	0	4	9
Hextall	6	3	0	3	20
Harbaruk	6	1	2	3	9
Fonteyne	3	0	3	3	0
McDonough	4	0	3	3	0
Cardwell	2	1	1	2	0
Robert	3	1	1	2	11
Watson	4	0	2	2	0
McKenzie	1	1	0	1	0
Shack	1	1	0	1	2
Rupp	4	1	0	1	2
Noris	2	0	1	1	0
Pronovost	4	0	1	1	0
Burrows	6	0	1	1	0
Edestrand	6	0	1	1	0
Burns	1	0	0	0	0
Hicke	1	0	0	0	0
Stewart	1	0	0	0	0
Edwards	2	0	0	0	0
Rutherford	2	0	0	0	0
Woytowich	2	0	0	0	0
McCreary	3	0	0	0	2
Binkley	4	0	0	0	0
Horton	4	0	0	0	2
Kannegiesser	4	0	0	0	2
Leiter	6	0	0	0	6

ST. LOUIS

PLAYER	GP	G	A	PTS	PIM
St. Marseille	6	2	2	4	0
Unger	6	2	2	4	8
Sabourin	6	2	1	3	2
Crisp	6	1	2	3	2
Roberto	4	2	0	2	12
Brewer	3	1	1	2	0
Hornung	4	0	2	2	2
Murphy	5	0	2	2	4
Bordeleau	4	1	0	1	0
Egers	5	1	0	1	7
Bi. Plager	5	1	0	1	4
Roberts	1	0	1	1	0
Morrison	4	0	1	1	0
Odrowski	4	0	1	1	0
Dupont	5	0	1	1	6
Caron	1	0	0	0	0
Carr	1	0	0	0	0
Connelly	1	0	0	0	0
Kannegiesser	1	0	0	0	0
McDuffe	1	0	0	0	0
McLeod	1	0	0	0	0
D. O'Shea	1	0	0	0	0
K. O'Shea	1	0	0	0	2
Picard	1	0	0	0	9
Veneruzzo	1	0	0	0	0
J. Arbour	2	0	0	0	4
Parizeau	2	0	0	0	2
Lavender	3	0	0	0	2
Bo. Plager	3	0	0	0	22
Bennett	4	0	0	0	0
Wakely	4	0	0	0	0
Thomson	5	0	0	0	16
Ba. Plager	6	0	0	0	30
Bench					2

TOTAL 6 17 27 44 45-122

TOTAL 6 13 16 29 48-136

GOALIES

	GP	GA	SO	AVG
Rutherford (2-0-0)	2	2	0	1.13
Binkley (1-2-0)	4	7	0	2.24
Edwards (0-1-0)	2	3 (1)	0	2.70
TOTAL (3-3-0)	6	13	0	2.17

GOALIES

	GP	GA	SO	AVG
McLeod (1-0-0)	1	2	0	2.00
Wakely (2-1-0)	4	7	1	2.05
McDuffe (0-1-0)	1	4	0	4.00
Caron (0-1-0)	1	4	0	6.83
TOTAL (3-3-0)	6	17	1	2.83

SCORING SUMMARIES

PITTSBURGH VS TORONTO

1971-72	GP	W	L	T	PTS	GF	GA	PPG	SHG	PEN	PIM
PITTSBURGH	6	2	4	0	4	13	14	3	0	27	60
TORONTO	6	4	2	0	8	14	13	4	0	23	52

AT PITTSBURGH

Nov. 24 Tor. 2 (d) Pitt. 1 (c)
 Dec. 28 Tor. 4 (d) Pitt. 2 (a)
 Feb. 16 Pitt. 4 (b) Tor. 2 (d)

- (a) Binkley in goal
- (b) Rutherford in goal
- (c) Edwards in goal

AT TORONTO

Dec. 15 Tor. 3 (e) Pitt. 2 (c)
 Feb. 9 Pitt. 4 (b) Tor. 1 (e)
 Feb. 23 Tor. 2 (e) Pitt. 0 (b)

- (d) Plante in goal
- (e) Parent in goal

GOALS BY PERIODS

	1st	2nd	3rd	TOTAL	1st	2nd	3rd	TOTAL
PITTSBURGH	2	5	6	13	71	72	59	202
TORONTO	5	4	5	14	62	69	57	188

PITTSBURGH

PLAYER	GP	G	A	PTS	PIM
Schinkel	6	1	4	5	0
Apps	5	2	1	3	2
Hextall	6	1	2	3	4
Leiter	6	1	2	3	0
Schock	6	1	2	3	2
Watson	6	1	2	3	17
Pronovost	5	1	1	2	0
Edestrand	6	1	1	2	4
McDonough	3	1	0	1	2
Harbaruk	5	1	0	1	4
Polis	6	1	0	1	2
Robert	6	1	0	1	0
Cardwell	3	0	1	1	7
Rupp	3	0	1	1	0
Stewart	3	0	1	1	4
Burrows	6	0	1	1	8
Binkley	1	0	0	0	0
Hicke	1	0	0	0	0
McCreary	1	0	0	0	0
Noris	2	0	0	0	0
Edwards	2	0	0	0	0
Rutherford	3	0	0	0	0
Woytowich	3	0	0	0	0
Horton	4	0	0	0	2
Kannegiesser	4	0	0	0	2
Fonteyne	5	0	0	0	0
TOTAL	6	13	19	32	27-60

TORONTO

PLAYER	GP	G	A	PTS	PIM
Ullman	6	4	3	7	4
Henderson	6	3	2	5	0
Ellis	6	2	3	5	2
Keon	6	1	3	4	0
Harrison	5	1	2	3	15
Selwood	5	1	2	3	0
Dorey	5	0	3	3	0
McKenny	6	0	3	3	0
MacMillan	5	1	0	1	2
Sittler	5	1	0	1	9
Kehoe	2	0	1	1	2
Baun	5	0	1	1	6
Dupere	6	0	1	1	0
Monahan	6	0	1	1	2
Jarry	1	0	0	0	0
Pelyk	2	0	0	0	2
Parent	3	0	0	0	0
Plante	3	0	0	0	0
Spencer	3	0	0	0	0
Marshall	4	0	0	0	0
Glennie	5	0	0	0	4
Ley	5	0	0	0	4
Trottier	6	0	0	0	0
TOTAL	6	14	25	39	23-52

GOALIES

	GP	GA	SO	AVG
Rutherford (2-1-0)	3	5	0	1.67
Edwards (0-2-0)	2	5	0	2.50
Binkley (0-1-0)	1	3 (1)	0	3.00
TOTAL (2-4-0)	6	14	0	2.33

GOALIES

	GP	GA	SO	AVG
Parent (2-1-0)	3	6	1	2.00
Plante (2-1-0)	3	6 (1)	0	2.00
TOTAL (4-2-0)	6	13	1	2.17

SCORING SUMMARIES

PITTSBURGH VS VANCOUVER

1971-72	GP	W	L	T	PTS	GF	GA	PPG	SHG	PEN	PIM
PITTSBURGH	6	4	2	0	8	21	20	4	0	39	102
VANCOUVER	6	2	4	0	4	20	21	4	0	43	118

AT PITTSBURGH

Nov. 10 Pitt. 3 (c) Van.1 (e)
 Jan. 19 Van.6 (e) Pitt. 1 (f)
 Feb. 13 Pitt. 6 (a) Van.4 (d)

AT VANCOUVER

Oct. 16 Pitt. 2 (b) Van.1 (d)
 Nov. 5 Van.4 (e) Pitt. 2 (c)
 Mar. 14 Pitt. 7 (b) Van.4 (g)

- (a) Binkley in goal
- (b) Rutherford in goal
- (c) Edwards in goal
- (f) Binkley replaced Rutherford 44:23

- (d) Gardner in goal
- (e) Wilson in goal
- (g) Wilson replaced Gardner 25:37

GOALS BY PERIODS

	1st	2nd	3rd	TOTAL
PITTSBURGH	9	4	8	21
VANCOUVER	5	6	9	20

SHOTS BY PERIODS

	1st	2nd	3rd	TOTAL
PITTSBURGH	69	53	66	188
VANCOUVER	55	51	51	157

PITTSBURGH

PLAYER	GP	G	A	PTS	PIM
Apps	6	1	8	9	0
Pronovost	4	4	3	7	0
Polis	6	3	2	5	6
Hextall	6	2	3	5	9
Rupp	2	2	2	4	8
Horton	3	2	1	3	4
Fonteyne	5	2	1	3	0
Shack	1	1	2	3	0
Robert	5	1	2	3	4
Burrows	6	1	1	2	14
Schock	6	1	1	2	4
McDonough	3	0	2	2	0
Edestrand	6	0	2	2	6
Schinkel	6	0	2	2	2
Leiter	6	1	0	1	2
Edwards	2	0	1	1	0
Burns	1	0	0	0	0
Stewart	1	0	0	0	5
Binkley	2	0	0	0	0
Cardwell	2	0	0	0	5
Hicke	2	0	0	0	2
Woytowich	2	0	0	0	0
Noris	3	0	0	0	0
Rutherford	3	0	0	0	4
Kannegiesser	4	0	0	0	2
McCreary	4	0	0	0	5
Harbaruk	6	0	0	0	5
Watson	6	0	0	0	15
TOTAL	6	21	33	54	39-102

VANCOUVER

PLAYER	GP	G	A	PTS	PIM
Kurtenbach	6	2	6	8	9
Maki	6	4	3	7	0
Tallon	6	3	2	5	2
Connelly	3	1	3	4	0
Schmautz	5	2	1	3	12
Taylor	6	2	1	3	17
Balon	3	1	2	3	0
Boudrias	6	1	2	3	2
Paieement	6	2	0	2	10
Ward	6	1	1	2	2
Corrigan	3	0	2	2	0
Lemieux	3	0	2	2	0
Guevremont	5	0	2	2	4
Kearns	6	0	2	2	0
Hall	3	1	0	1	0
Boddy	1	0	1	1	0
Doak	1	0	1	1	4
Lalonde	4	0	1	1	0
Schella	6	0	1	1	20
Johnson	1	0	0	0	0
Stewart	2	0	0	0	0
Popiel	4	0	0	0	19
Wilkins	4	0	0	0	11
Quinn	5	0	0	0	6
Gardner	3	0	0	0	0
Wilson	4	0	0	0	0
TOTAL	6	20	33	53	43-118

GOALIES

GOALIES	GP	GA	SO	AVG
Edwards (1-1-0)	2	5	0	2.50
Rutherford (2-1-0)	3	10	0	3.66
Binkley (1-0-0)	2	5	0	3.95
TOTAL (4-2-0)	6	20	0	3.33

GOALIES	GP	GA	SO	AVG
Wilson (2-1-0)	4	8	0	2.24
Gardner (0-3-0)	3	12 (1)	0	4.93
TOTAL (2-4-0)	6	21	0	3.50

1972 STANLEY CUP PLAYOFFS

QUARTER-FINALS

	GP	W	L	GF	GA	PPG	SHG	PIM
PITTSBURGH	4	0	4	8	14	1	1	71
CHICAGO	4	4	0	14	8	0	1	76

AT PITTSBURGH

Apr. 8 Chi. 2 (c) Pitt. 0 (a)
 Apr. 9 Chi. 6 (d) Pitt. 5 (a)*

AT CHICAGO

Apr. 5 Chi. 3 (b) Pitt. 1 (a)
 Apr. 6 Chi. 3 (b) Pitt. 2 (a)

- (a) Rutherford in goal

- (b) Esposito in goal
- (c) Smith in goal
- (d) Desjardins in goal

*-12 seconds of overtime

GOALS BY PERIODS

	1st	2nd	3rd	Ovt	TOTAL
PITTSBURGH	1	5	2	0	8
CHICAGO	4	2	7	1	14

SHOTS BY PERIODS

	1st	2nd	3rd	Ovt	TOTAL
PITTSBURGH	40	42	40	0	122
CHICAGO	54	42	48	1	145

PITTSBURGH

PLAYER	GP	G	A	PTS	PIM
Leiter	4	3	0	3	0
Schinkel	3	2	0	2	0
Pronovost	4	1	1	2	0
Edestrand	4	0	2	2	0
Polis	4	0	2	2	0
Hextall	4	0	2	2	9
Schock	4	1	0	1	6
Apps	4	1	0	1	2
Harbaruk	4	0	1	1	0
Horton	4	0	1	1	2
McDonough	4	0	1	1	0
Shack	4	0	1	1	15
McCreary	1	0	0	0	2
Burrows	4	0	0	0	4
Cardwell	4	0	0	0	2
Fonteyne	4	0	0	0	2
Rupp	4	0	0	0	6
Rutherford	4	0	0	0	0
Watson	4	0	0	0	21
TOTAL	4	8	11	19	71

CHICAGO

PLAYER	GP	G	A	PTS	PIM
Pappin	4	2	5	7	2
Bordeleau	4	2	4	6	0
Martin	4	4	1	5	2
B. Hull	4	3	2	5	2
D. Hull	4	1	2	3	4
White	4	0	3	3	4
Maki	4	1	1	2	0
Stapleton	4	0	2	2	0
Mikita	4	1	0	1	2
Magnuson	4	0	1	1	18
Jarrett	4	0	1	1	14
Desjardins	1	0	0	0	4
Smith	1	0	0	0	0
Angotti	2	0	0	0	0
Campbell	2	0	0	0	0
Esposito	2	0	0	0	0
Korab	4	0	0	0	4
Koroll	4	0	0	0	9
Nesterenko	4	0	0	0	11
TOTAL	4	14	22	36	76

GOALIES

GOALIES	GP	GA	SO	AVG
Rutherford (0-4)	4	14	0	3.50
TOTAL (0-4)	4	14	0	3.50

GOALIES

GOALIES	GP	GA	SO	AVG
Smith (1-0)	1	0	1	0.00
Esposito (2-0)	2	3	0	1.50
Desjardins (1-0)	1	5	0	5.00
TOTAL (4-0)	4	8	1	2.00

PENGUINS' 1971-72 HOME ATTENDANCE

WEST DIVISION		EAST DIVISION	
vs CHICAGO			
Largest (Oct. 23, 1971 & Jan. 8, 1972)	13,100	vs BOSTON	Largest (Mar. 11, 1972) . . . 13,050
Total	39,206	Total	34,336
Average	13,069	Average	11,445
vs ST. LOUIS			
Largest (Apr. 2, 1972)	13,100	vs NEW YORK	Largest (Feb. 12, 1972) . . . 12,031
Total	34,692	Total	30,666
Average	11,564	Average	10,222
vs PHILADELPHIA			
Largest (Oct. 9, 1971)	11,733	vs BUFFALO	Largest (Mar. 22, 1972) . . . 11,216
Total	32,166	Total	26,727
Average	10,722	Average	8,909
vs MINNESOTA			
Largest (Mar. 25, 1972)	12,561	vs MONTREAL	Largest (Mar. 8, 1972) . . . 9,598
Total	30,893	Total	25,790
Average	10,298	Average	8,597
vs CALIFORNIA			
Largest (Mar. 29, 1972)	10,209	vs TORONTO	Largest (Dec. 28, 1971) . . . 11,158
Total	28,278	Total	24,992
Average	9,426	Average	8,331
vs LOS ANGELES			
Largest (Nov. 13, 1971)	9,756	vs DETROIT	Largest (Feb. 19, 1972) . . . 8,105
Total	23,968	Total	22,858
Average	7,989	Average	7,619
vs CHICAGO (Playoffs)			
Largest (Apr. 8, 1972)	13,100	vs VANCOUVER	Largest (Nov. 10, 1971) . . . 7,324
Total	25,515	Total	21,315
Average	12,758	Average	7,105
Season Total (41 games) . . . 401,402		Season Average 9,793	

10 LARGEST PENGUIN CROWDS

13,100 vs Chicago	Sat., Oct. 23, 1971
13,100 vs Chicago	Sat., Jan. 8, 1972
13,100 vs St. Louis	Sun., Apr. 2, 1972
13,100 vs Chicago**	Sat., Apr. 8, 1972
13,050 vs Boston	Sat., Dec. 26, 1970
13,050 vs Boston	Sat., Mar. 11, 1972
13,020 vs New York	Sat., Feb. 20, 1971
13,020 vs Boston	Sat., Mar. 6, 1971
13,006 vs Chicago	Sat., Jan. 29, 1972
12,962 vs St. Louis**	Sun., Apr. 26, 1970

**Stanley Cup Playoffs

THE ROAD TO THE STANLEY CUP

SERIES A

Wed. Apr. 5	At Boston	Boston	5	Toronto	0
Thu. Apr. 6	At Boston	Toronto	4	Boston	3*
Sat. Apr. 8	At Toronto	Boston	2	Toronto	0
Sun. Apr. 9	At Toronto	Boston	5	Toronto	4
Tue. Apr. 11	At Boston	Boston	3	Toronto	3

Boston won Series A 4 games to 1

SERIES B

Wed. Apr. 5	At New York	New York	3	Montreal	2
Thu. Apr. 6	At New York	New York	5	Montreal	2
Sat. Apr. 8	At Montreal	Montreal	2	New York	1
Sun. Apr. 9	At Montreal	New York	6	Montreal	4
Tue. Apr. 11	At New York	Montreal	2	New York	1
Thu. Apr. 13	At Montreal	New York	3	Montreal	2

New York won Series B 4 games to 2

SERIES C

Wed. Apr. 5	At Chicago	Chicago	3	Pittsburgh	1
Thu. Apr. 6	At Chicago	Chicago	3	Pittsburgh	2
Sat. Apr. 8	At Pittsburgh	Chicago	2	Pittsburgh	0
Sun. Apr. 9	At Pittsburgh	Chicago	6	Pittsburgh	5*

Chicago won Series C 4 games to 0

SERIES D

Wed. Apr. 5	At Minnesota	Minnesota	3	St. Louis	0
Thu. Apr. 6	At Minnesota	Minnesota	6	St. Louis	5*
Sat. Apr. 8	At St. Louis	St. Louis	2	Minnesota	1
Sun. Apr. 9	At St. Louis	St. Louis	3	Minnesota	2
Tue. Apr. 11	At Minnesota	Minnesota	4	St. Louis	3
Thu. Apr. 13	At St. Louis	St. Louis	4	Minnesota	2
Sun. Apr. 16	At Minnesota	St. Louis	2	Minnesota	1*

St. Louis won Series D 4 games to 3

SERIES E

Tue. Apr. 18	At Boston	Boston	6	St. Louis	1
Thu. Apr. 20	At Boston	Boston	10	St. Louis	2
Sun. Apr. 23	At St. Louis	Boston	7	St. Louis	2
Tue. Apr. 25	At St. Louis	Boston	5	St. Louis	3

Boston won Series E 4 games to 0

SERIES F

Sun. Apr. 16	At Chicago	New York	3	Chicago	2
Tue. Apr. 18	At Chicago	New York	5	Chicago	3
Thu. Apr. 20	At New York	New York	3	Chicago	2
Sun. Apr. 23	At New York	New York	6	Chicago	2

New York won Series F 4 games to 0

SERIES G

Sun. Apr. 30	At Boston	Boston	6	New York	5
Tue. May 2	At Boston	Boston	2	New York	1
Thu. May 4	At New York	New York	5	Boston	2
Sun. May 7	At New York	Boston	3	New York	2
Tue. May 9	At Boston	New York	3	Boston	2
Thu. May 11	At New York	Boston	3	New York	0

Boston won Stanley Cup 4 games to 3

*Overtime

1971-72
AWARD WINNERS

STANLEY CUP BOSTON BRUINS
 PRINCE OF WALES TROPHY BOSTON BRUINS
 CLARENCE S. CAMPBELL BOWL CHICAGO BLACK HAWKS
 HART MEMORIAL TROPHY BOBBY ORR, BOSTON BRUINS
 CALDER MEMORIAL
 TROPHY KEN DRYDEN, MONTREAL CANADIENS
 JAMES NORRIS MEMORIAL
 TROPHY BOBBY ORR, BOSTON BRUINS
 ART ROSS TROPHY PHIL ESPOSITO, BOSTON BRUINS
 VEZINA TROPHY TONY ESPOSITO & GARY SMITH
 CHICAGO BLACK HAWKS
 LADY BYNG MEMORIAL
 TROPHY JEAN RATELLE, NEW YORK RANGERS
 BILL MASTERTON MEMORIAL
 TROPHY BOBBY CLARKE, PHILADELPHIA FLYERS

ALL STARS

FIRST TEAM

SECOND TEAM

GOAL

TONY ESPOSITO, *Chicago* KEN DRYDEN, *Montreal*

DEFENSE

BOBBY ORR, *Boston* BILL WHITE, *Chicago*
 BRAD PARK, *New York* PAT STAPLETON, *Chicago*

CENTER

PHIL ESPOSITO, *Boston* JEAN RATELLE, *New York*

RIGHT WING

ROD GILBERT, *New York* YVAN COURNOYER, *Montreal*

LEFT WING

BOBBY HULL, *Chicago* VIC HADFIELD, *New York*

(SELECTED BY PROFESSIONAL
HOCKEY WRITERS' ASSOCIATION)

PENGUIN AWARD WINNERS

Michel Briere Memorial Trophy
Rookie of the Year

1971-72 Dave Burrows
 1970-71 Greg Polis
 1969-70 Michel Briere
 1968-69 Jean Pronovost
 1967-68 Les Binkley

Max Unger Award
Most Valuable Player

1971-72 Jean Pronovost
 1970-71 Ron Schock
 1969-70 Jean Pronovost
 1968-69 Keith McCreary
 1967-68 Les Binkley

Bill McCracken Award
Unsung Hero Award

1971-72 Duane Rupp
 1970-71 Bob Blackburn
 1969-70 Val Fonteyne

James G. Balmer Award
Contribution to Hockey
in Pittsburgh

1971-72
 Pittsburgh Penguin Partners
 Tad Potter
 Pete Block
 Elmore Keener
 Peter Burchfield III
 1970-71 Michel Briere
 1969-70 Red Kelly
 1968-69 Jimmy Jordan
 1966-67 Baz Bastien

Natural Gas Companies Award
Leading Scorer

1971-72 Syl Apps
 1970-71 Bryan Hextall
 1969-70 Dean Prentice
 1968-69 Ken Schinkel
 1967-68 Andy Bathgate

Hockey Hounds Award
Player's Player

1971-72 Jean Pronovost
 1970-71 Jean Pronovost
 1969-70 Dean Prentice and
 Jean Pronovost
 1968-69 Val Fonteyne

1972-73 ROAD HOTELS

ATLANTA

Hyatt Regency
265 Peachtree St.
Atlanta, Georgia 30303
Telephone (404) 577-1234

BOSTON

Hotel Sonesta
5 Cambridge Parkway
Cambridge, Mass. 02142
Telephone (617) 491-3600

BUFFALO

Statler Hilton
Delaware Avenue
Buffalo, New York 14202
Telephone (716) 856-1000

CHICAGO

Marriott Motor Hotel
Kennedy Expressway
Cumberland Avenue
Chicago, Illinois 60631
Telephone (312) 693-4444

DETROIT

Hotel Pontchartrain
2 Washington Boulevard
Detroit, Michigan 48226
Telephone (313) 965-0200

LOS ANGELES

Sheraton Inn/LA Airport
9750 Airport Boulevard
Los Angeles, Calif. 90045
Telephone (213) 645-4600

MINNESOTA

Leamington Hotel
10th & 3rd Avenue, S.
Minneapolis, Minn. 55404
Telephone (612) 333-6161

MONTREAL

Sheraton Mt. Royal
1455 Peese St.
Montreal, P. Q.
Telephone (514) 842-7777

NEW YORK ISLANDERS

Colesium Motor Inn
1650 Hempstead Turnpike
East Meadow, New York 11514
Telephone (516) 489-2100

NEW YORK RANGERS

Statler Hilton
7th & W. 33rd Street
New York, New York 10001
Telephone (212) 736-5000

OAKLAND

Edgewater Hyatt House
455 Hegenberger Road
Oakland, Calif. 94621
Telephone (415) 562-6100

PHILADELPHIA

Marriott Motor Hotel
City Avenue @ Monument Road
Philadelphia, Pa. 19131
Telephone (215) 667-0200

ST. LOUIS

Stouffer's River Front Inn
200 S. 4th Street
St. Louis, Missouri 63102
Telephone (314) 241-9500

TORONTO

Royal York Hotel
100 Front Street
Toronto, Ontario
Telephone (416) 368-2511

VANCOUVER

Hotel Vancouver
900 W. Georgia Street
Vancouver, B. C.
Telephone (604) 684-3131

NHL PUBLIC RELATIONS DIRECTORY

NHL - MONTREAL

Ron Andrews
920 Sun Life Building
Montreal, Canada
Telephone (514) 871-9220

ATLANTA

Andy Still
Two Forsyth Street
Atlanta, Georgia 30303
Telephone (404) 688-0784

BOSTON

Herb Ralby
150 Causeway Street
Boston, Mass. 02114
Telephone (617) 227-3209

BUFFALO

Paul Wieland
Memorial Auditorium
Buffalo, New York 14202
Telephone (716) 856-7300

CALIFORNIA

Mark Freter
303 Hegenberger Road, Suite 203
Oakland, California 94621
Telephone (415) 635-2500

CHICAGO

Don Murphy
Chicago Stadium
1800 West Madison Street
Chicago, Illinois 60612
Telephone (312) 733-5300

DETROIT

Joe Vargo
Olympia Stadium
5920 Grand River at McGraw
Detroit, Michigan 48208
Telephone (313) 895-6700

LOS ANGELES

John Wolf
The Forum
3900 West Manchester Blvd.
P. O. Box 10
Inglewood, Calif. 90306
Telephone (213) 674-6000

MINNESOTA

Dick Dillman
Metropolitan Sports Center
7901 Cedar Avenue S.
Bloomington, Minnesota 55420
Telephone (612) 854-4411

NHL - NEW YORK

Bob Casey
Suite 2480
Two Pennsylvania Plaza
New York, New York 10001
Telephone (212) 695-3600

MONTREAL

Roland Ricard
2313 St. Catharine St. W.
Montreal 108, Quebec
Telephone (514) 932-6131

NEW YORK ISLANDERS

Hawley Chester III
1 Old Country Road
Carle Place
Long Island, New York 11514
Telephone (516) 294-6400

NEW YORK RANGERS

John Halligan
Madison Square Garden
4 Pennsylvania Plaza
New York, New York, 10001
Telephone (212) 594-6600

PHILADELPHIA

Joe Kadlec
The Spectrum
Pattison Place
Philadelphia, Pa. 19148
Telephone (215) 465-4500

PITTSBURGH

Terry Schiffhauer
Civic Arena
Gate No. 7
Pittsburgh, Pa. 15219
Telephone (412) 261-4010

ST. LOUIS

Alan Salomon
5700 Oakland Avenue
St. Louis, Missouri 63110
Telephone (314) 644-0900

TORONTO

Howard Starkman
Maple Leaf Gardens
60 Carlton Street
Toronto 200, Ontario
Telephone (416) 368-1641

VANCOUVER

Greg Douglas
Pacific Coliseum
Exhibition Park
Telephone (604) 254-5141
Vancouver, 132 B. C.

INDEX

All Time Goaltending Records	65	Newton, Cam	30
All Time Leaders	66-67	NHL Final Standings 1971-72	50
1972 Amateur Draft Selections	46-47	NHL Public Relations Directory	95
Apps, Syl	12	N.H.L. Start Times —	
1971-72 Award Winners	92	1972-73 Season	72-73
Barber, Bob	40	Noris, Joe	31
Bignell, Larry	13	Parliament, Marv	10
Binkley, Les	14	Pearson, Jim	45
Birdsell, Bob	41	Penalty Shots	58
Block, Peter H.	3	Penguin Award Winners	93
Bowen, Kent	8	Penguin Firsts	75
Boyer, Wally	40	Penguins' 1971-72 Home Attendance	90
Burns, Robin	15	Penguins' Team by Team Records	53
Burrows, Dave	16	Penguins' Team by Team Records	
Button, Jack	8	1971-72 — Away	52
Cardwell, Steve	17	Penguins' Team by Team Records	
Carson, Ken	9	1971-72 — Home	52
Chambers, Terry	10	Pens on Radio and TV	
Channel 11 T.V. Schedule	74	Forney, Jim	11
Doolan, John	9	Nover, Sam	11
Edestrand, Darryl	18	Pittsburgh Career Scoring	64-65
Edwards, Roy	19	Pittsburgh Penguin Partners	4
Fonteyne, Val	20	Pittsburgh Penguin Records	68-72
Ft. Wayne Komets — IHL	62	Pittsburgh Penguins'	
1971-72 Final Standings	62	1972-73 Roster	48-49
Turner Cup Playoffs	62	Polis, Greg	32
Ft. Wayne Komets 1971-72 Scoring	63	Potter, Thayer R. "Tad"	2
1971-72 Game-by-Game		Power Play Goals, 1971-72	58
Away Results	55	Prnovost, Jean	33
1971-72 Game-by-Game		Riley, Jack	5
Home Results	55	1972-73 Road Hotels	94
1971-72 Game-by-Game Results	54	Rupp, Duane	34
Gilbert, Gil	41	Rutherford, Jim	35
Gill, Andre	42	Schinkel, Ken	36
Gratton, Jean	44	1971-72 Scoring — Regular Season	56
Harbaruk, Nick	21	Season Leaders	75
Hershey Bears — AHL	60	Schiffhauer, Terry	9
1971-72 Final Standings	60	Schock, Ron	37
Calder Cup Playoffs	60	Shack, Eddie	38
Hershey Bears 1971-72 Scoring	61	Scoring Summaries	76
Hextall, Bryan	22	Pittsburgh vs. Boston	76
1971-72 Highs and Lows	59	Pittsburgh vs. Buffalo	77
Hoganson, Paul	43	Pittsburgh vs. California	78
Individual Scoring and		Pittsburgh vs. Chicago	79
Penalty Minutes	56	Pittsburgh vs. Detroit	80
1971-72 Individual Scoring		Pittsburgh vs. Los Angeles	81
Breakdown	57	Pittsburgh vs. Minnesota	82
Kannegiesser, Sheldon	23	Pittsburgh vs. Montreal	83
Keller, Ralph	42	Pittsburgh vs. New York	84
Kelly, Red	6-7	Pittsburgh vs. Philadelphia	85
Kessell, Rick	24	Pittsburgh vs. St. Louis	86
Labre, Yvon	43	Pittsburgh vs. Toronto	87
Lagace, Jean	44	Pittsburgh vs. Vancouver	88
Lalonde, Ron	25	Shorthanded Goals, 1971-72	58
Lynch, Jack	26	Snell, Ron	45
MacDonald, Lowell	27	Snell, Ted	45
McCallum, Dunc	43	1972 Stanley Cup Playoffs	89
McDonough, Al	28	Team by Team Records 1971-72	51
McKenzie, Brian	29	Overall 1967-1972	51
Metcalf, Evi	10	The Road To The Stanley Cup	91
Methe, Gerry	44	Watson, Bryan	39

PENGUINS 1972-73 AWAY GAMES

DAY	DATE	OPPONENT	TIME
Wednesday	October 11	at St. Louis	9:05*
Sunday	October 15	at Boston	7:35*
Tuesday	October 17	at Long Island	8:05
Wednesday	October 18	at Toronto	8:05
Tuesday	October 24	at Vancouver	11:05
Friday	October 27	at California	11:05
Saturday	October 28	at Los Angeles	11:05
Thursday	November 2	at Philadelphia	8:05
Sunday	November 5	at Detroit	7:05*
Sunday	November 12	at Buffalo	7:05
Sunday	November 19	at New York	7:05
Sunday	November 26	at Atlanta	7:05
Sunday	December 3	at Chicago	8:35*
Wednesday	December 6	at California	11:05
Saturday	December 9	at Los Angeles	11:05
Sunday	December 17	at New York	7:05
Saturday	December 23	at Montreal	8:05*
Tuesday	December 26	at Detroit	7:35*
Wednesday	December 27	at Toronto	8:05
Tuesday	January 2	at St. Louis	9:05*
Wednesday	January 3	at Chicago	8:35
Sunday	January 7	at New York	7:05
Sunday	January 14	at Detroit	7:05
Wednesday	January 17	at Montreal	8:05*
Sunday	January 21	at Chicago	8:35
Thursday	January 25	at Philadelphia	8:05
Sunday	February 4	at Minnesota	3:05*
Wednesday	February 7	at Montreal	8:05
Saturday	February 10	at Boston	2:05*
Sunday	February 18	at Buffalo	7:05
Tuesday	February 20	at Long Island	8:05*
Sunday	February 25	at Buffalo	7:05
Wednesday	March 7	at Minnesota	9:05*
Sunday	March 11	at Philadelphia	7:05
Wednesday	March 14	at Los Angeles	11:05
Friday	March 16	at California	11:05
Saturday	March 17	at Vancouver	8:05
Sunday	March 17	at Atlanta	7:05
Saturday	March 31	at St. Louis	9:05*

* - Televised game on WIIC-TV (channel 11)
(all times — Pittsburgh time)