



**2016.17 PITTSBURGH PENGUINS**  
***MEDIA GUIDE***

STANLEY CUP  
CHAMPIONS



2016

NHL.TV WATCH LIVE PITTSBURGH PENGUINS. LIQUID NAILS BRAND by PPG LIQUID NAILS BRAND by PPG TRIB TOTAL MEDIA verizon UP



# TABLE OF CONTENTS



**PPG Paints Arena**  
1001 Fifth Avenue  
Pittsburgh, PA 15219

**PHONE:** 412.642.1300

**FAX:** 412.255.1980

**MEDIA RELATIONS FAX:** 412.255.1980

**SEATING CHART 6**

**PPG PAINTS ARENA 7**

**LE MAGNIFIQUE 9**

**UPMC LEMIEUX SPORTS COMPLEX 10**

**TEAM INFORMATION 13**

Mario Lemieux ..... 14  
 Ron Burkle ..... 14  
 David Morehouse ..... 15  
 Travis Williams ..... 15  
 Jim Rutherford ..... 16  
 Jason Botterill ..... 17  
 Bill Guerin ..... 18  
 Jason Karmanos ..... 18  
 Mike Sullivan ..... 19  
 Rick Tocchet ..... 20  
 Jacques Martin ..... 20  
 Mike Bales ..... 21  
 Sergei Gonchar ..... 21  
 Randy Sexton ..... 22  
 Derek Clancey ..... 22  
 Mark Recchi ..... 23  
 Mike Buckley ..... 23  
 Clark Donatelli ..... 24  
 Chris Taylor ..... 25  
 J.D. Forrest ..... 25

**EQUIPMENT STAFF ..... 26**

**MEDICAL/TRAINING STAFF ..... 26**

**HOCKEY STAFF ..... 26**

**SCOUTING STAFF ..... 27**

**STAFF DIRECTORY ..... 28**

**PLAYERS 29**

**2015-16 FINAL SEASON STATS ..... 30**

**2015-16 TRANSACTIONS ..... 31**

**2016 STANLEY CUP CHAMPIONS ..... 33**

**2015-16 MAN GAMES LOST ..... 34**

**2016.17 HEAD SHOTS ..... 35**

Josh Archibald ..... 36  
 Nick Bonino ..... 38  
 Ian Cole ..... 40  
 Sidney Crosby ..... 42  
 Matt Cullen ..... 46  
 Trevor Daley ..... 48  
 Brian Dumoulin ..... 50  
 Tim Erixon ..... 52  
 Eric Fehr ..... 54  
 Marc-Andre Fleury ..... 56  
 Cameron Gaunce ..... 60  
 Carl Hagelin ..... 62  
 Patric Hornqvist ..... 64  
 Phil Kessel ..... 66  
 Tom Kuhnhackl ..... 68  
 Chris Kunitz ..... 70  
 Kris Letang ..... 72  
 Olli Maatta ..... 76  
 Evgeni Malkin ..... 78  
 Matt Murray ..... 82  
 Steve Oleksy ..... 84  
 Stuart Percy ..... 86  
 Kevin Porter ..... 88  
 Derrick Pouliot ..... 90  
 Chad Ruhwedel ..... 92  
 Bryan Rust ..... 94  
 Justin Schultz ..... 96  
 Tom Sestito ..... 98  
 Conor Sheary ..... 100  
 Dominik Simon ..... 102  
 Oskar Sundqvist ..... 104

David Warsofsky ..... 106  
 Garrett Wilson ..... 108  
 Scott Wilson ..... 110  
 Lukas Bengtsson ..... 112  
 Teddy Blueger ..... 113  
 Jean-Sebastien Dea ..... 114  
 Thomas Di Pauli ..... 115  
 Jake Guentzel ..... 116  
 Tristan Jarry ..... 117  
 Sean Maguire ..... 118  
 Reid McNeill ..... 119  
 Ethan Prow ..... 120  
 Carter Rowney ..... 121  
 Ryan Segalla ..... 122  
 Daniel Sprong ..... 123

**IN THE SYSTEM 124**

**OPPONENTS 131**

**ANAHEIM DUCKS ..... 132**  
**ARIZONA COYOTES ..... 133**  
**BOSTON BRUINS ..... 134**  
**BUFFALO SABRES ..... 135**  
**CALGARY FLAMES ..... 136**  
**CAROLINA HURRICANES ..... 137**  
**CHICAGO BLACKHAWKS ..... 138**  
**COLORADO AVALANCHE ..... 139**  
**COLUMBUS BLUE JACKETS ..... 140**  
**DALLAS STARS ..... 141**  
**DETROIT RED WINGS ..... 142**  
**EDMONTON OILERS ..... 143**  
**FLORIDA PANTHERS ..... 144**  
**LOS ANGELES KINGS ..... 145**



MINNESOTA WILD .....	146	GOALTENDERS .....	193	Road .....	230
MONTREAL CANADIENS .....	147	All-Time Statistics .....	193	<b>MONTH BY MONTH</b> .....	<b>232</b>
NASHVILLE PREDATORS .....	148	<b>TEAM OPERATIONS</b> .....	<b>195</b>	<b>OVERTIME</b> .....	<b>234</b>
NEW JERSEY DEVILS .....	149	General Managers .....	195	All-Time Overtime Record .....	234
NEW YORK ISLANDERS .....	150	<b>TEAM OPERATIONS</b> .....	<b>196</b>	All-Time Overtime vs. Each Team .....	235
NEW YORK RANGERS .....	151	Head Coaches .....	196	Wins .....	235
OTTAWA SENATORS .....	152	<b>COACHES YEARLY</b> .....	<b>197</b>	Losses .....	238
PHILADELPHIA FLYERS .....	153	<b>CAPTAINS, PRESIDENTS, SCOUTS</b> .....	<b>203</b>	Overtime Scoring .....	241
ST. LOUIS BLUES .....	154	<b>ALL-TIME LEADERS</b> .....	<b>204</b>	<b>SHOOTOUT</b> .....	<b>242</b>
SAN JOSE SHARKS .....	155	Games Played .....	204	All-Time Record .....	242
TAMPA BAY LIGHTNING .....	156	Goals .....	204	All-Time vs. Each Team .....	242
TORONTO MAPLE LEAFS .....	157	Assists .....	204	All-Time Results .....	243
VANCOUVER CANUCKS .....	158	Points .....	205	All-Time Record .....	245
WASHINGTON CAPITALS .....	159	Power-Play Goals .....	205	Penguins Shooters .....	246
WINNIPEG JETS .....	160	Game-Winning Goals .....	205	Penguins Goalies .....	246
<b>HISTORY</b> .....	<b>161</b>	Shorthanded Goals .....	206	<b>HAT TRICKS</b> .....	<b>247</b>
<b>TRIB TOTAL MEDIA ALL-TIME TEAM</b> .....	<b>162</b>	Shots .....	206	Hat Tricks Against .....	250
Mario Lemieux • 66 .....	162	Shooting Percentage .....	206	<b>SPECIAL TEAMS</b> .....	<b>253</b>
Ron Francis • 10 .....	162	Overtime Goals .....	206	Power Play .....	253
Jaromir Jagr • 68 .....	162	Consecutive Games Played .....	206	Penalty Kill .....	253
Rick Kehoe • 17 .....	162	Power-Play Points/Assists (Season) .....	207	<b>PENALTY SHOTS</b> .....	<b>255</b>
Kevin Stevens • 25 .....	162	Games by a Goaltender .....	207	Opponent Penalty Shots .....	256
Jean Pronovost • 19 .....	163	Victories .....	207	<b>SHUTOUTS</b> .....	<b>259</b>
Paul Coffey • 77 .....	163	Shutouts .....	207	Shutouts Against .....	262
Larry Murphy • 55 .....	163	<b>SEASON LEADERS</b> .....	<b>208</b>	<b>FASTEST GOALS</b> .....	<b>266</b>
Ulf Samuelsson • 5 .....	163	Goals .....	208	Teams .....	266
Tom Barrasso • 35 .....	163	Assists .....	208	Individuals .....	267
Syl Apps • 26 .....	163	Points .....	210	<b>DRAFT PICKS ALL-TIME</b> .....	<b>268</b>
Joe Mullen • 7 .....	164	GW Goals .....	210	<b>CIVIC/MELLON ARENA RECORDS</b> .....	<b>276</b>
Joe Mullen • 7 .....	164	Points .....	211	Team Records .....	276
Dave Burrows • 4 .....	164	SH Goals .....	212	Individual Records .....	276
MARK RECCHI • 8/18 .....	164	PP Goals .....	213	<b>HISTORIC DATES</b> .....	<b>277</b>
Les Binkley • 30 .....	164	SH Goals .....	213	<b>UNIFORM HISTORY</b> .....	<b>284</b>
Pierre Larouche • 10 .....	164	Penalty Mins .....	214	<b>UNIFORM NUMBERS</b> .....	<b>287</b>
<b>ALL-TIME TEAM BUILDERS</b> .....	<b>164</b>	Shots .....	214	<b>HONORS/AWARDS</b> .....	<b>291</b>
<b>HONORABLE MENTIONS</b> .....	<b>165</b>	Plus/Minus .....	216	<b>ALL-STAR GAME</b> .....	<b>293</b>
Randy Carlyle • 25 .....	165	G.A.A. .....	216	<b>ATTENDANCE</b> .....	<b>296</b>
Rick Tocchet • 22/92 .....	165	Shutouts .....	218	Regular Season .....	296
Martin Straka • 82 .....	165	Wins .....	218	Playoffs .....	298
Ron Stackhouse • 3 .....	165	<b>TEAM RECORDS</b> .....	<b>220</b>	<b>TRAINING CAMP</b> .....	<b>299</b>
Lowell MacDonald • 18 .....	165	Season .....	220	<b>TEAM AWARDS</b> .....	<b>300</b>
<b>OPENERS</b> .....	<b>166</b>	Games .....	222	<b>1967-68</b> .....	<b>304</b>
Home [25-14-9] .....	166	Period .....	224	<b>1968-69</b> .....	<b>306</b>
Road [21-19-8] .....	166	<b>PLAYER RECORDS</b> .....	<b>225</b>	<b>1969-70</b> .....	<b>308</b>
<b>SEASON RECORDS</b> .....	<b>168</b>	Season .....	225	<b>1970-71</b> .....	<b>310</b>
Overall .....	168	Month .....	226	<b>1971-72</b> .....	<b>312</b>
Home .....	170	Game .....	226	<b>1972-73</b> .....	<b>314</b>
Road .....	172	Period .....	226	<b>1973-74</b> .....	<b>316</b>
<b>FORMER PENGUINS</b> .....	<b>174</b>	Goaltenders .....	227	<b>1974-75</b> .....	<b>318</b>
Forwards/Defensemen .....	174	<b>STREAKS</b> .....	<b>229</b>		
Goaltenders .....	190	Overall .....	229		
		Home .....	229		
		Road .....	229		
		<b>STREAKS</b> .....	<b>230</b>		
		Overall .....	230		
		Home .....	230		



1975-76 .....	320
1976-77 .....	322
1977-78 .....	324
1978-79 .....	326
1979-80 .....	328
1980-81 .....	330
1981-82 .....	332
1982-83 .....	334
1983-84 .....	336
1984-85 .....	338
1985-86 .....	340
1986-87 .....	342
1987-88 .....	344
1988-89 .....	346
1989-90 .....	348
1990-91 .....	350
1991-92 .....	352
1992-93 .....	354
1993-94 .....	356
1994-95 .....	358
1995-96 .....	360
1996-97 .....	362
1997-98 .....	364
1998-99 .....	366
1999-00 .....	368
2000-01 .....	370
2001-02 .....	372
2002-03 .....	374
2003-04 .....	376
2005-06 .....	378
2006-07 .....	380
2007-08 .....	382
2008-09 .....	384
2009-10 .....	386
2010-11 .....	388
2011-12 .....	390
2012-13 .....	392
2013-14 .....	394
2014-15 .....	396
2015-16 .....	398

## **PLAYOFF HISTORY 401**

### **FOUR-TIME STANLEY CUP CHAMPIONS . . . . . 402**

### **PLAYOFF GAME-BY-GAME RESULTS . . . . . 403**

All-Time Against Opponents .....	408
Coaches' Playoff Records .....	408
Records By Game .....	408
Records By Series .....	408
Miscellaneous Playoff Records .....	408
All-Time Playoff Records .....	409
All-Time Goaltenders' Playoff Records .....	409

### **PLAYER RECORDS . . . . . 410**

Career .....	410
Period .....	410
Series .....	410
Year .....	410
Game .....	410
Streaks .....	410

### **OVERTIME GAMES . . . . . 411**

### **PLAYOFF SCORING . . . . . 413**

### **TEAM SCORING . . . . . 417**

Series .....	417
Game .....	418
Period .....	419
Fastest Goals .....	419

### **TEAM LEADERS . . . . . 420**

Hat Tricks .....	420
Penalty Shots .....	420
Shutouts .....	421

### **OPPONENT PLAYOFF LEADERS . . . . . 422**

Scoring Leaders .....	422
Goaltending Leaders (min: 3 games) .....	422

## **MEDIA INFORMATION 423**

Media Entrance: .....	424
Media Workroom: .....	424
Media Level: .....	424
Individual Game Credentials: .....	424
Television Crews: .....	424
Locker Room Access: .....	424
Post-Game Procedures: .....	424
Practices And Morning Skates: .....	424
Radio Network: .....	424
Television Coverage: .....	424

### **ROOT SPORTS BROADCAST TEAM . . . . . 426**

Paul Steigerwald .....	426
Bob Errey .....	426

### **PENGUINS RADIO NETWORK . . . . . 426**

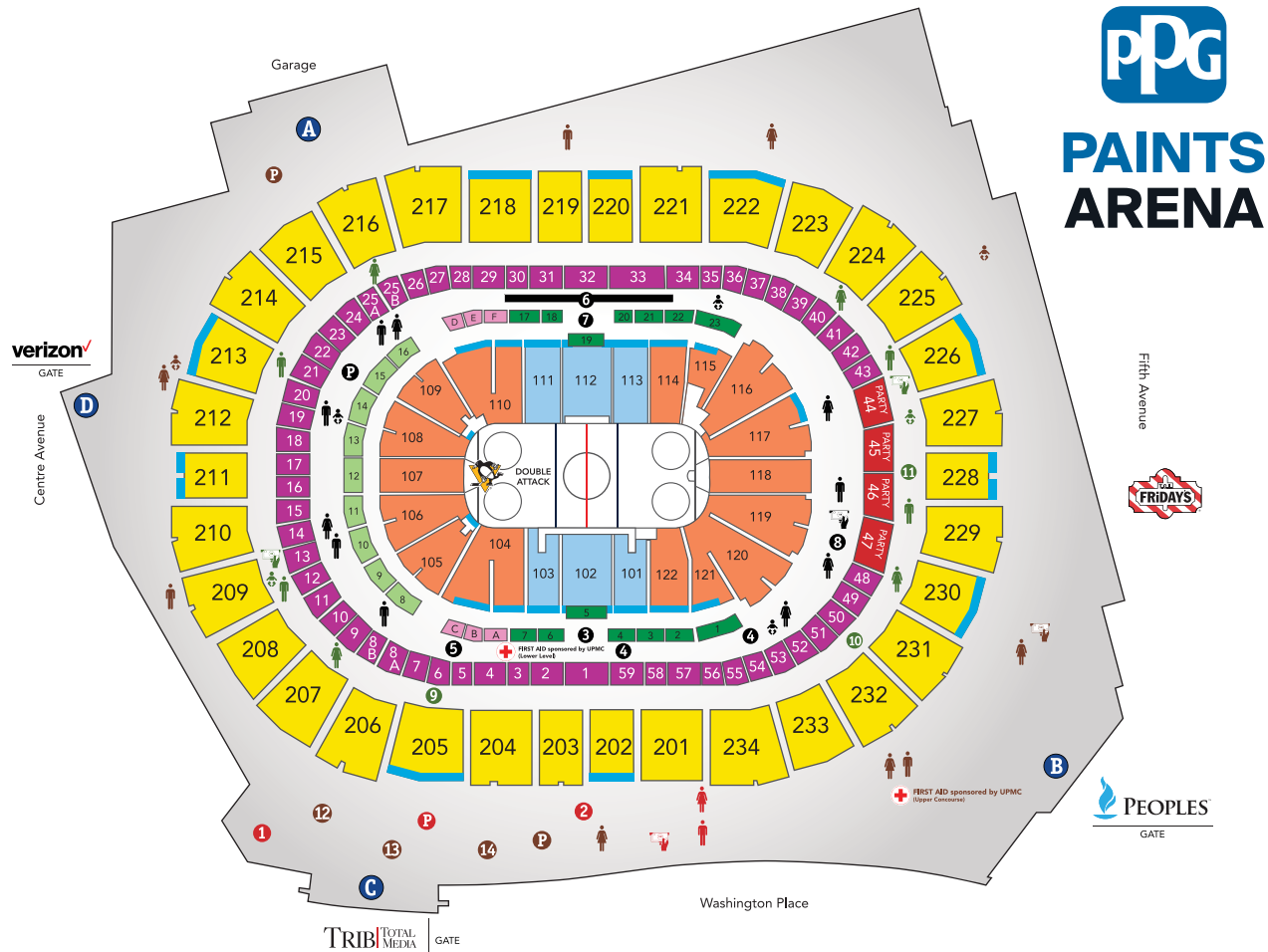
Phil Bourque .....	426
Mike Lange .....	426

## **2016-17 ON-ICE OFFICIALS 427**

## **2016.17 KEY DATES 429**

## **2016.17 SCHEDULE 430**

# SEATING CHART



**PAINTS  
ARENA**



- CLUB LOGE BOXES
- PNC LEGENDS LEVEL SUITES
- 84 LUMBER LEVEL SEATING
- LOGE BOXES
- CLUB SUITES
- FEDEX LEVEL SEATING
- JIM BEAM® MAKE HISTORY® PARTY SUITES
- CLUB SEATING
- ACCESSIBLE SEATING

## Legend

- A** GARAGE ENTRY
- B** PEOPLES GATE
- C** TRIB TOTAL MEDIA GATE
- D** VERIZON GATE
- P P P P** PensGear Store
- KeyBank ATM
- Men's Restrooms
- Women's Restrooms
- Family Restrooms
- TRIB TOTAL MEDIA GATE**
- 1** Trib Total Media All-time Team Zone And Interactive Stanley Cup® Display
- 2** DICK'S Sporting Goods Box Office And Will Call
- FEDEX LEVEL**
- 3** KeyBank Club
- 4** Sports Exhibits
- 5** Guest Services
- +** First Aid sponsored by UPMC
- 6** Highmark Wall Of Champions And Highmark Kids' Zone
- 7** Captain Morgan Club
- 8** Jim Beam® Rackhouse
- PNC LEGENDS LEVEL**
- 9** Lexus Club
- 10** Conference Center
- 11** Jim Beam® Make History® Party Suites
- PNC ATM
- 84 LUMBER LEVEL**
- 12** Coors Light Igloo Club
- 13** Smokehouse
- 14** I.C. Light Icebox
- +** First Aid sponsored by UPMC

# PPG PAINTS ARENA

PPG Paints Arena is the new name of Pittsburgh's multi-purpose entertainment venue -- home of the NHL's Pittsburgh Penguins as well as collegiate sports, concerts, children's shows, skating shows and more.

PPG acquired naming rights on October 4, 2016 to the arena that had been known previously as CONSOL Energy Center.

"We are excited to extend our partnership with PPG -- a top-notch global organization that makes its home here in Pittsburgh," said David Morehouse, president and CEO of the Penguins. "We believe that the partnership will offer exciting opportunities for our fans, as well as engagement opportunities for PPG employees and customers."

The arena, now in its seventh season of operation, is one of the finest indoor facilities in North America. In addition to the 2016 Stanley Cup Final and the 2012 NHL Draft, it has hosted the NCAA Men's Basketball Tournament Second and Third rounds (2012 and 2015), the NCAA Frozen Four (2013) and the USA Gymnastics Championships (2014). In March 2017, PPG Paints Arena will host the Atlantic 10 Conference championship tournament.

The new facility opened its doors on August 18, 2010 with a grand opening concert by music legend Paul McCartney, who had not performed in the city since 1990. McCartney had played Pittsburgh as far back as 1964 at the old Civic Arena across the street.

In 2016, Bruce Springsteen opened his worldwide tour of "The River" before a sold-out crowd here. Springsteen and the E Street Band practiced at the arena for five days.

The facility seats 18,387 for hockey, more than 19,000 for basketball and almost 20,000 for concerts. It is a green building and is the first NHL arena to attain LEED Gold certification.

PPG Paints Arena will continue to host the annual "City Game" between NCAA basketball rivals Pitt and Duquesne as well as the annual "Three Rivers Classic" hockey tournament, featuring the Robert Morris Colonials.

A funding plan for the new arena project was completed in March, 2007, thanks to the combined efforts of Pennsylvania Governor Ed Rendell, Allegheny County Executive Dan Onorato and Pittsburgh Mayor Luke Ravenstahl, among others.

The arena was completed on time and under budget in 2010, thanks to architectural firms Populous and Astorino; the owner's representative, ICON; the construction company, PJ Dick/Hunt; and the excellent construction workers and skilled trade workers of Western Pennsylvania.

The Sports & Exhibition Authority owns the building on behalf of the city and county, and the Penguins have the lease. Under a new management agreement signed in August, 2012, the arena is managed by AEG Facilities.



**"We are excited to extend our partnership with PPG – a top-notch global organization that makes its home here in Pittsburgh."**

*- David Morehouse, CEO and President*



# PPG PAINTS ARENA



A groundbreaking ceremony for the new arena was held on August 14, 2008.

## PPG Paints Arena and Civic/Mellon Arena Comparison

	PPG Paints Arena	Civic/Mellon Arena
<b>Capacity</b>	Hockey: 18,387	Hockey: 16,940
	Basketball: 19,300	Basketball: 17,537
	End Stage: 14,836	End Stage: 12,800
	Center Stage: 20,058	Center Stage: 18,039
<b>Square Footage</b>	720,000	420,000
<b>Suites</b>	62 Suites + 4 Party Suites	52 Suites
<b>Loge Boxes</b>	32	0
<b>Club Seats</b>	2,000	1,696

## PPG Paints Arena Fast Facts

<b>Groundbreaking</b>	August 14, 2008
<b>Opening</b>	August 2, 2010
<b>First Game</b>	Oct. 7, 2010 vs. Philadelphia
<b>Location</b>	Downtown Pittsburgh, PA, bounded by Fifth Ave, Centre Ave. & Washington Place
<b>Owner</b>	Sports & Exhibition Authority of Pittsburgh and Allegheny County
<b>Financial Assistance</b>	Commonwealth of Pennsylvania
<b>Developer</b>	Pittsburgh Arena Development, LP
<b>Operator</b>	Pittsburgh Arena Operating LP/AEG
<b>Primary Tenants</b>	Pittsburgh Penguins
<b>Functions</b>	NHL hockey, basketball, arena football, circus, indoor soccer, concerts, tennis, volleyball, stage shows, exhibitions
<b>Site Acreage</b>	Approximately 8 acres
<b>Number of Levels</b>	6



# LE MAGNIFIQUE



*Penguins Hall of Fame owner Mario Lemieux addressed the crowd during the 'Le Magnifique' statue dedication on March 7, 2012.*

## Le Magnifique The Statue

The singular image of Mario Lemieux's greatness as a hockey player is Lemieux bursting through two defensemen en route to the goal – brilliant, determined, unstoppable. As captured in this unique sculpture, the image also is a metaphor for everything Lemieux has accomplished in his life and career, overcoming obstacles, turning back challenges, facing seemingly insurmountable odds yet somehow succeeding through talent, dedication and sheer will. After beating cancer, Lemieux turned his focus to raising money for cancer research and neo-natal research, and his efforts through the Mario Lemieux Foundation have had a far-ranging impact on our community, especially our children. Having bought the Pittsburgh Penguins out of bankruptcy, he also led the effort to turn them into a model franchise – worthy of championships but also of the No. 1 ranking in Fan Relations in all of professional sports. His relentless quest for a new arena for Pittsburgh resulted in the spectacular PPG Paints Arena, the region's new multi-purpose entertainment center and soon to be a magnet for 21st century development.

**“The singular image of Mario Lemieux's greatness as a hockey player is Lemieux bursting through two defensemen en route to the goal – brilliant, determined, unstoppable.”**

## Quick Facts

- The statue is made of bronze.
- It is 10.25' high x 13' long x 10' wide.
- It weighs 4,700 pounds.
- It took 15 months to design and construct.
- Each figure was sculpted separately and then assembled.
- It was transported across the country from California to Pittsburgh in February on a large drop bed truck. The trip took six days.

# UPMC LEMIEUX SPORTS COMPLEX



## UPMC LEMIEUX SPORTS COMPLEX



The UPMC Lemieux Sports Complex in Cranberry is, indeed, unique.

Known to hockey fans as the primary practice home of the Stanley Cup champion Pittsburgh Penguins, it also is the first such facility in the country to combine hockey with a world-class medical center and performance training center

"It's a one-of-a-kind world-class complex right here in the Pittsburgh area, right here in Cranberry," Penguins CEO David Morehouse said.

Now in its second year of operation, the 185,000-square foot complex includes 54,000 square feet of clinical space, offering expert care in orthopaedics, concussion management, physical and occupational therapy and on-site MRI and x-ray imaging.

The Penguins have a locker room and weight room similar to those at PPG Paints Arena as well as other NHL-style facilities for coaches and players.

The two sheets of ice here are home to the Penguins Elite youth hockey program in addition to amateur and high school games, adult hockey leagues and instructional camps and clinics. Events have ranged from basic learn-to-skate programs to United States Hockey League games and World Cup of Hockey practices.

The facility offers public skating and figure skating and hosts other community events.

"Absolutely incredible," NHL Commissioner Gary Bettman said. "I don't think there's a facility like this in the world, that has the combination of medical treatment, diagnosis, rehab, training, fitness and the ice rinks themselves. And to have it staffed by UPMC physicians, to have Gary Roberts here in terms of athletic training ... this is going to be a revolutionary place."

Roberts, the former NHL star who played parts of two seasons with the Penguins, oversees the philosophy and off-ice training regimen at the facility's Sports Performance Center. He also consults with full-time UPMC staff to create fitness programs that can benefit players at all levels of hockey.

"Gary's expertise in sports performance training and nutrition is well-known within the hockey community," Morehouse said, "and his presence here is a benefit for everyone from youth hockey players to elite NHL prospects. It helps to make this facility a destination point for world-class events and training – in hockey and all sports."

"I love the city and the fans of Pittsburgh," Roberts said. "The philosophies we use here are ones I honed during my career and afterward. I'm thrilled to team up with UPMC to bring philosophies and programs that we've put in place to train, develop and mentor athletes from the youth levels all the way to the professional ranks."

Another former NHL player, Matt Herr, serves as executive director of hockey operations and programming at the UPMC Lemieux Sports Complex. An outstanding two-sport athlete at the University of Michigan, Herr was drafted by professional teams in both hockey (Washington Capitals) and baseball (Atlanta Braves). He played 58 NHL games with Washington, Florida and Boston and worked in both prep school hockey and as a regional manager for USA Hockey when his playing days were over.

Dr. Vonda Wright, orthopaedic surgeon at UPMC Sports Medicine, is medical director at the complex.


The senior staff also includes Rich Hixon, who oversees all business operations as president of the complex, and Lorne

# UPMC LEMIEUX SPORTS COMPLEX



**“The Penguins and UPMC are creating the kind of facility that has not been seen anywhere in the world.”**

*- Matt Herr, Executive Director, UPMC Lemieux Sports Complex*



Goldenberg, one of the premier off-ice trainers in the country, who works closely with Roberts at the Sports Performance Center. Ty Hennes serves as hockey skills coach for both the NHL Penguins and the complex.

The sports medicine clinic includes 24 private patient rooms and a physical therapy gym overlooking the Penguins' practice rink. There also is a dedicated sports performance space including a sprinting track and batting cages.

For more information on the UPMC Lemieux Sports Complex, please go to [www.upmcleieuxsportscomplex.com](http://www.upmcleieuxsportscomplex.com)



The Official  
Health Care Provider Of The  
Pittsburgh Penguins.®



(And the fans who cheer them on to victory.)

Congratulations on your 50th season.

**UPMC**  
LIFE CHANGING MEDICINE

# TEAM INFORMATION



# MARIO LEMIEUX

CO-OWNER/CHAIRMAN

Mario Lemieux, one of the most respected figures in the National Hockey League, added a new line to his Hall of Fame career last season: Two-time champion owner.

The Penguins claimed the Cup for the second time since Lemieux and partner Ron Burkle bought the team out of bankruptcy in 1999. It gave him four Stanley Cups overall, including two as a player in 1991 and '92.

Under the leadership of Lemieux and co-owner Ron Burkle, the Penguins have become one of the premier franchises in the NHL and in all of sports, leading the way in fan relations, youth marketing, community outreach and innovative technology while consistently putting a winning product on the ice – including 10 straight playoff appearances and four conference final appearances in the past nine seasons, in addition to the two Cups.

The Penguins entered the 2016-17 season having sold out every game for nine-plus seasons while setting new standards for television ratings, corporate sales and social media.

Lemieux and Burkle were driving forces in the quest for a new multi-purpose arena for Pittsburgh and were proud to open PPG Paints Arena in August, 2010. The arena is rated one of the top facilities in North America and hosted such national events as the 2012 and '15 NCAA Men's Basketball Tournament Second and Third Rounds, the 2012 NHL Draft, the 2013 NCAA Frozen Four and the 2014 USA Gymnastics Championships.

Lemieux also helped launch the new UPMC Lemieux Sports complex, which is now in its second year of operation. It is the first facility of its kind to combine hockey with a world-class medical center and sports performance complex.

Known as "Le Magnifique," Lemieux was one of the greatest players in NHL history from 1984-97 and 2000-06, winning six league scoring titles,

three MVP awards and two Conn Smythe Trophies in addition to two Stanley Cups.

A gifted 6-foot-4 centerman, he dominated play for parts of three decades despite a relentless series of medical setbacks, including multiple back surgeries and a battle with Hodgkin's disease. He retired in 2006 as the No. 7 all-time scorer in NHL history with 1,723 points. He also ranked eighth all-time in goals (690) and 10th in assists (1,033).

After retiring as a player in 1997, he put together an ownership group to buy the Penguins out of bankruptcy in September, 1999 and then returned to the ice on Dec. 27, 2000 –becoming the first player-owner of the modern era. He also captained Team Canada to an Olympic gold medal in 2002.

The Penguins won their first Cup championship under the Lemieux-Burkle ownership in 2009.

In addition to his legendary hockey accomplishments, he continues to oversee the Mario Lemieux Foundation for cancer research and neo-natal research and hosts its celebrity golf tournament, which has raised more than \$9 million for charity. More information is available at [mariolemieux.org](http://mariolemieux.org).

The Penguins ownership group, local labor organizations and members of the Pittsburgh business community honored Lemieux in 2012 with a statue to commemorate his career and contributions to the city and the region. Appropriately named "Le Magnifique," the statue, by nationally-acclaimed sculptor Bruce Wolfe, can be seen outside the Trib Total Media gate at PPG Paints Arena.

Mario and his wife, Nathalie, and their four children live in Sewickley.



# RON BURKLE

CO-OWNER

Ron Burkle, one of the preeminent investors in retail, manufacturing, distribution and technology industries, is in his 18th season as co-owner of the Penguins.

He teamed with Mario Lemieux to buy the team out of bankruptcy in September, 1999, and together they have become one of the outstanding ownership tandems in professional sports, leading the team to Stanley Cup championships in 2009 and 2016.

Among Burkle's many significant contributions to the Penguins was his essential role in negotiations for a new arena. PPG Paints Arena is considered one of the finest indoor facilities in North America and has attracted many national-level events to Pittsburgh, including NCAA basketball and hockey.

Under the leadership of Lemieux and Burkle, the Penguins have sold out every game for nine-plus seasons and consistently ranked among the most fan-friendly and community-minded teams in the NHL and all of pro sports.


The Penguins have earned 10 straight playoff berths and reached the conference finals four times in the past nine years, in addition to the two Stanley Cups. The team's solid foundation of ownership has enabled hockey management to spend to the salary cap, sign many of the team's core players to long-term contracts and put a competitive team on the ice year after year.

Burkle founded the Yucaipa Companies in 1986 and has served as Chairman of the Board and controlling shareholder of numerous

companies, including Alliance Entertainment, Golden State Foods, Dominick's, Fred Meyer, Ralphs and Food4Less.

Ron is Co-Chairman of the Burkle Center for International Relations at UCLA and is broadly involved in the community. He is a trustee of the Carter Center, the National Urban League, Frank Lloyd Wright Conservancy and AIDS Project Los Angeles (APLA). Ron was the Founder and Chairman of the Ralph's/Food4Less Foundation and the Fred Meyer Inc. Foundation. He was a member of the board of Occidental Petroleum Corporation (NYSE: OXY), KB Home (NYSE: KBH), Kaufman & Broad S.A. (Euronext: KOF), Yahoo! (Nasdaq: YHOO), the J. Paul Getty Trust, the Los Angeles County Museum of Art, The Music Center and the Museum of Contemporary Art, Los Angeles.

He has received numerous honors and awards, including the AFL-CIO's Murray Green Meany Kirkland Community Service Award, the Los Angeles County Federation Man of the Year, the Los Angeles County Boy Scouts Jimmy Stewart Person of the Year Award and the APLA Commitment to Life Award.



## DAVID MOREHOUSE

CHIEF EXECUTIVE OFFICER & PRESIDENT

David Morehouse is Chief Executive Officer and President of the Stanley Cup-champion Penguins, overseeing all aspects of the team's operation.

The Penguins have become one of the NHL's strongest business entities during his tenure— selling out every game for nine-plus seasons, setting new standards for television ratings and corporate sales and increasing their focus on innovative youth marketing.

Morehouse joined the team as consultant on the new arena project in 2004 and was named team president in April 2007. He was given the additional responsibilities of Chief Executive Officer just as PPG Paints Arena was opening in August 2010.

Under his leadership, the Penguins have reshaped their strategic vision with an emphasis on branding, fan relations, community interaction, corporate outreach and cutting-edge technology, while maintaining a high level of performance on the ice.

A strong commitment to fan outreach includes an annual event where players personally deliver season tickets to fans' homes and a special preseason game where all 18,000 tickets are distributed

free to local youths. Morehouse also was a driving force behind the new UPMC Lemieux Sports Complex, which opened in August 2015. It is the first facility to combine hockey with a world-class medical center and sports performance complex.

Morehouse joined the Penguins following a career in national politics that included stints at the White House, Pentagon and on Capitol Hill – as well as key roles in two Presidential campaigns. He attended the Community College of Allegheny County and Duquesne University, and received a master's degree in Public Administration from Harvard University's John F. Kennedy School of Government. He is a native of the Pittsburgh neighborhood of Beechview.



## TRAVIS WILLIAMS

CHIEF OPERATING OFFICER

Travis Williams is in his ninth season as a senior executive with the Penguins, currently serving as Chief Operating Officer and overseeing finance, legal affairs, technology, business development and arena operations. He also assists CEO David Morehouse in the day-to-day management of the business.

In addition, Williams serves as the Penguins' point man on the development of the former Civic Arena site and oversaw the construction of the UPMC Lemieux Sports Complex in Cranberry.

Williams joined the Penguins in 2008 as Senior Vice President of Business Affairs/General Counsel. One of his first responsibilities was to guide the construction and development of PPG Paints Arena – bringing the project to completion on time and under budget. He now serves as the team's liaison with building manager AEG Facilities, working closely with AEG on all arena-related events, including major concerts and national-level sporting events.


Previously, Williams had been a partner at Reed Smith LLP, where he specialized in mergers and acquisitions, investment management, commercial lending and general corporate matters. During his 12 years at Reed Smith, Williams also represented several sports franchises, regional sports networks and other sports-related businesses.

A native of Indianapolis, he graduated from Penn State University and received a Juris Doctorate from Duquesne University, summa cum laude.



# JIM RUTHERFORD

EXECUTIVE VICE PRESIDENT & GENERAL MANAGER



- Orchestrated a lineup overhaul during his first 2 years on the job that resulted in the franchise's 4th Stanley Cup title in 2016
- Named NHL's General Manager of the Year for 2015-16 after his key trade acquisitions - including Phil Kessel, Nick Bonino, Trevor Daley and Carl Hagelin - an injection of youth from within the organization and the promotion of head coach Mike Sullivan transformed the Penguins into a fast and dominant championship team
- Only GM in modern NHL era (post-1967 expansion) to win Stanley Cup titles with 2 different teams (Pittsburgh - 2016; Carolina - 2006)
- In his 3rd season as the Penguins GM after being hired on June 6, 2014. Signed 3-year contract extension through 2018-19
- Spent 20 years as GM of the Carolina Hurricanes/Hartford Whalers franchise from 1994-2014. Architect of the Carolina Hurricanes' 2006 Stanley Cup championship squad and 2002 Stanley Cup finalist team
- Also served 20 years as president of Carolina/Hartford, taking the post in 1994. In his role as president/GM, Rutherford oversaw operations on both the hockey and business sides of the organization
- The Hockey News' 'Executive of the Year' in 2002 and '06. Voted by his NHL general management peers as Sporting News 'Executive of the Year' in 2006
- Spearheaded the efforts to bring the 2004 NHL Draft and 2011 NHL All-Star Game to Raleigh
- Ontario Hockey League (OHL) 'Executive of the Year' in back-to-back years with the Windsor Spitfires in 1987 and '88
- Oversaw a Spitfires team that won the OHL championship in 1988 and earned a berth in the Memorial Cup
- Was the 1987 Canadian Hockey League (CHL) 'Executive of the Year'
- In 2009, was named "All-Time Executive" on the Ontario Minor Hockey Association's (OMHA) "All-Time Great Team," which included Wayne Gretzky, Doug Gilmour, Syl Apps, Bobby Orr, Rob Blake, Curtis Joseph and coach Roger Neilson
- Spent over 30 years working with Compuware Sports Corporation, overseeing the purchase of Windsor in 1984 and bringing the first American-based OHL franchise to Detroit in 1989
- Rutherford, 67, is a native of Beeton, Ontario.

## Playing Career

- Played 13 years as a goaltender in the NHL, including 3 seasons with the Pittsburgh Penguins
- Appeared in 457 career NHL games with Pittsburgh, Toronto, Los Angeles and Detroit
- Selected by the Detroit Red Wings in the 1st round (10th overall) in the 1969 NHL Draft
- Represented Canada at the 1977 and '79 World Championships





# JASON BOTTERILL

## ASSOCIATE GENERAL MANAGER

- Key architect of the Penguins' 2009 and 2016 Stanley Cup championship titles
- In his 3rd season as Pittsburgh's associate GM and 10th overall with the organization
- Promoted to associate general manager on June 6, 2014
- Assists GM Jim Rutherford on all hockey-related matters, including scouting, player development, contract negotiations and salary cap management
- Oversaw the Penguins scouting and development staff that drafted, signed and developed many key contributors to the team's 2016 Stanley Cup title
- Played a key role in the hiring of Mike Sullivan as head coach of Wilkes-Barre/Scranton at the start of the 2015-16 season. Sullivan would finish the season by leading the NHL's Pittsburgh Penguins to a Stanley Cup title
- Spent 5 years as the Penguins assistant GM from 2009-14 and the 2 years prior to that as the team's director of hockey administration beginning in 2007-08
- His avant-garde approach and understanding of the salary cap has been a major asset for the Penguins
- Serves as GM of the Penguins' top minor-league affiliate, Wilkes-Barre/Scranton of the American Hockey League (AHL)
- The WBS Penguins have made the playoffs all 7 years he has overseen the team, including back-to-back berths in the Eastern Conference Final in 2013 and '14
- Worked for NHL Central Registry and as a scout for the Dallas Stars before joining the Penguins
- Owns an MBA from his alma mater, the University of Michigan
- Botterill, 40, is a native of Edmonton, Alberta.



## Playing Career

- Played in 88 NHL games for Dallas, Atlanta, Calgary and Buffalo before his career was cut short due to injury
- Drafted by the Dallas Stars in the 1st round (20th overall) in 1994
- Suited up for 393 career minor-league games, tallying 257 career points
- Played 4 years of college hockey at the University of Michigan
- Won a NCAA national title with the Wolverines in 1996
- Represented Canada in 3 straight World Junior Championships from 1994-96, winning gold medals all 3 years



# BILL GUERIN

## ASSISTANT GENERAL MANAGER

- In his 3rd season as a Penguins assistant GM
- Promoted to his current role on June 6, 2014
- Part of his responsibilities is serving as a liaison between the players and management
- Was the Penguins player development coach from 2011-14
- Helped develop the Penguins' minor league, junior and college

prospects in his previous role, many of whom were key contributors to the team's 2016 Stanley Cup title

- Guerin, 45, is a native of Worcester, Massachusetts



## Playing Career

- Played 18 NHL seasons, including his final 2 with the Penguins
- Won 2 Stanley Cups – 2009 with Pittsburgh and 1995 with New Jersey
- His play and leadership were key to the Penguins' 2009 Stanley Cup championship after being acquired at the NHL trade deadline
- In addition to Pittsburgh and New Jersey, he also played for Edmonton, Boston, Dallas, St. Louis, San Jose and the NY Islanders
- Tallied 429 career goals and 856 points in 1,263 career NHL games
- Became the 8th U.S.-born player to reach the 400/400 club in career goals and assists
- Posted 5 30-plus goal seasons, including a career-high 41 goals with Boston in 2001-02
- Drafted by New Jersey in the 1st round (5th overall) of the 1989 NHL Draft
- 2013 United States Hockey Hall of Fame inductee
- Represented the United States in 3 Olympic Games (1988, 2002, '06), earning a silver medal in '02
- Won a gold medal with Team USA at the 1996 World Cup of Hockey
- Played in 46 games for U.S. National Team during 1991-92 Pre-Olympic Tour
- Represented Team USA at 1989 World Junior Championship
- Played college hockey at Boston College

# JASON KARMANOS

## VICE PRESIDENT OF HOCKEY OPERATIONS

- In his 3rd season as Pittsburgh's VP of Hockey Operations
- Named to his current position with the Penguins on June 12, 2014
- Assists GM Jim Rutherford in all aspects of hockey operations
- Spearheaded the revamping of the Penguins' use of hockey analytics to assist management in their decision-making process
- Spent 15 years as an executive for the Carolina Hurricanes from 1998-2013
- Served various roles with Carolina, including executive director of hockey operations and vice president/assistant general manager

under current Penguins GM Jim Rutherford

- Was 1 of the architects of Carolina's 2006 Stanley Cup championship squad
- Worked for Robertson Stephens and Company, an investment bank located in Boston
- Earned a Bachelor of Arts degree with honors from Harvard University
- Karmanos, 42, is a native of Orchard Lake, Michigan



## Playing Career

- Played 4 years of college hockey at Harvard from 1992-96
- Was a member of Team USA's entry at the 1994 World Junior Championship
- Attended Pittsburgh Penguins training camp in 1996
- Skated 1 season with the Raleigh Ice Caps of the ECHL in 1996-97
- Career was cut short due to an eye injury

# MIKE SULLIVAN

## HEAD COACH

- Led the Penguins to their 4th Stanley Cup championship in 2016 after an in-season promotion to Pittsburgh
- Named Penguins head coach on Dec. 12, 2015 after beginning the season as bench boss for Wilkes-Barre/Scranton
- Orchestrated 1 of the most dramatic turnarounds in NHL history following his ascension to Pittsburgh, leading the Penguins from 9th place in the Eastern Conference to the 2nd-best record in the conference
- The Penguins finished with a 33-16-5 record under his guidance despite injuries to All-Stars Marc-Andre Fleury and Evgeni Malkin
- After starting his tenure with 4 losses due to limited practice time, led club to a 33-12-5 mark, including winning 14 of its final 16 games and an 8-1 run to end the season
- Became only the 2nd AHL head coach hired mid-season to win the Cup (Dan Bylsma, Pittsburgh, 2009). Was named head coach of the Wilkes-Barre/Scranton Penguins on June 18, 2015
- Led WBS to an 18-5 record and first-place standing in the Atlantic Division at the time of his promotion to Pittsburgh. Also guided WBS to a franchise-record 11-game winning streak.
- Has 14 years of NHL (Pittsburgh, Boston), AHL (Wilkes-Barre/Scranton, Providence) and international coaching experience
- Has a career NHL head coaching record of 103-72-43 with 1

Stanley Cup championship (Pittsburgh, 2016) and 1 division championship (Boston, Northeast, 2003-04) on his resume

- Served 2 seasons as the head coach of the Boston Bruins from 2003-06. Led Boston Bruins to a Northeast Division crown in his first season as head coach (2003-04) with a 41-19-22 mark for 104 points
- Compiled record of 41-17-9-4 with Providence Bruins before his promotion to Boston
- Spent 7 years as an NHL assistant coach with Tampa Bay (2007-09), the New York Rangers ('09-13) and Vancouver ('13-14)
- Spent 2014-15 season as member of the Chicago Blackhawks' player development staff, mainly in charge of the development of forward prospects
- Served as assistant coach for the United States at the 2016 World Cup of Hockey
- Served as head coach for the United States national team at the 2007 World Championship and as an assistant at the 2006 Olympics
- Sullivan, 48, is a native of Marshfield, Massachusetts



## Playing Career

- Appeared in more than 700 games in an 11-season NHL career with 4 different clubs
- Recorded 54 goals, including 16 shorthanded tallies, and 136 points in 709 career games
- Drafted by the New York Rangers in the 4th round (69th overall) of the 1987 NHL Draft
- Played 4 years collegiately at Boston University, serving as the Terriers captain as a senior
- Represented Team USA as a player at the 1988 World Junior Championship and the 1997 World Championship.



# RICK TOCCHET

## ASSISTANT COACH

- Has won 2 Stanley Cup championships with Pittsburgh - 1 as a player (1992) and 1 as an assistant coach (2016)
- In his 3rd season as an assistant coach
- Named assistant coach of the Penguins on June 25, 2014
- Head coach of the Tampa Bay Lightning for 2 years from 2008-10
- Hired as assistant coach by Tampa Bay in July, 2008 and was elevated to interim head coach on Nov. 14. Named head coach

following the '08-09 season

- Began his coaching career as an assistant with the Colorado Avalanche for 2 years (2002-04) before spending 1 season ('05-06) with the Phoenix Coyotes
- Tocchet, 52, is a native of Scarborough, Ontario, Canada



## Playing Career

- Played 18 NHL seasons, including parts of 3 seasons with the Penguins from 1992-94
- Won Stanley Cup championship with the Penguins in 1992. Also played in 1987 Stanley Cup Final with Philadelphia
- Was a 4-time NHL All-Star (1989, '90, '91, '93)
- Played 1,144 career NHL games with Philadelphia, Pittsburgh, Los Angeles, Boston, Washington and Phoenix
- Totaled 440 goals, 952 points and 2,972 penalty minutes in NHL career
- Is 1 of 3 players in NHL history to post 400-plus goals and at least 2,500 penalty minutes.
- Established career highs with 48 goals and 109 points playing alongside Mario Lemieux in 1992-93
- Scored 30-plus goals in a season on 5 occasions, including 3 times topping 40
- Originally drafted by Philadelphia in the 6th round (125th overall) of the 1983 NHL Draft
- Won Canada Cup titles in 1987 and '91
- Represented Canada at 1990 and '91 World Championships


# JACQUES MARTIN

## ASSISTANT COACH

- Won his 1st Stanley Cup championship in 2016 in his 30th year of coaching in the NHL
- Named assistant coach of the Penguins on Dec. 12, 2015 following the promotion of Mike Sullivan as head coach
- Began the 2015-16 season as special assistant to the head coach
- Previously served as a special advisor to GM Jim Rutherford in 2014-15 season and as an assistant coach in 2013-14
- 1999 Jack Adams Award winner has won 613 games and made 12 playoff appearances in 17 seasons as an NHL head coach
- Served as NHL head coach for St. Louis (1986-88), Ottawa (1995-04), Florida (2005-08) and Montreal (2009-12). Also served as an assistant coach with Chicago (1988-90) and Colorado (1990-96)

- Won gold medals as an assistant coach for Team Canada at the 2002 Olympics and the 2004 World Cup of Hockey. Also served as assistant coach for the 2006 Canadian Olympic team

- Coaching career began in the OHL in 1983 as an assistant coach for the Peterborough Petes. Martin won the OHL's Matt Layden Trophy as the league's top coach in his only season as bench boss after guiding the 1985-86 Guelph Platers to the Memorial Cup championship
- Martin, 64, is a native of Saint-Pascal Baylon, Ontario



## Playing Career

- Played 2 seasons at St. Lawrence University (1972-74), appearing in 28 games as a goaltender

# MIKE BALES

## GOALTENDING COACH

- In his 4th season as the Penguins goaltending coach
- Played critical role in goaltender Matt Murray's development into a Stanley Cup champion netminder during 2016 title run
- Under his tutelage the 22-year-old Murray became just the 4th rookie netminder to lead his team to a Stanley Cup title and tied an NHL rookie goaltending record with 15 playoff wins. Also played an integral role in the scouting and drafting of Murray at the 2012 NHL Draft
- Under his guidance, goaltender Marc-Andre Fleury has posted 3-straight 30-win seasons, including 39 victories in 2013-14, and 20 total shutouts
- Led Fleury to one of his finest seasons in 2014-15, winning 34 games while he posted a league-high and franchise-record 10 shutouts
- Also guided Fleury to an NHL All-Star selection and being named the Penguins' Team MVP in 2014-15
- Prior to his current role, worked 2 seasons as team's goaltending development coach from 2011-13 in which he assisted in the development of prospects and players throughout the organization
- Helped Wilkes-Barre/Scranton allow the fewest goals in the AHL (178), with Jeff Zatkoff posting a league-low 1.93 goals-against average, in 2012-13
- Bales, 45, is a native of Prince Albert, Saskatchewan




## Playing Career

- Played professionally for 18 seasons, including stints in the NHL with Boston and Ottawa
- Also suited up for teams in the AHL, IHL, Germany, Sweden and Northern Ireland
- Drafted by the Boston Bruins in the 5th round (105th overall) of the 1990 NHL Draft
- Spent 3 years playing college hockey at Ohio State

# SERGEI GONCHAR

## DEFENSEMEN COACH

- In his 1st season as defensemen coach
- Works closely with Pittsburgh's defensive unit
- Served as defenseman development coach during Penguins' 2015-16
- Stanley Cup title season
- Utilizes extensive use of video to coach and teach Penguins' blueliners



## Playing Career

- Played 20 NHL seasons with Washington, Boston, Pittsburgh, Ottawa, Dallas and Montreal
- Recorded 811 points (220G-591A) in 1,301 career regular-season games, the most points among Russian-born blueliners in NHL history
- Won Stanley Cup with Pittsburgh in 2009 and played in Penguins' Stanley Cup Final appearance in '08
- Posted 259 points (54G-205A) in 322 career regular-season games for Pittsburgh from 2005-10.
- His 44 postseason points (7G-37A) with the Penguins is surpassed only by Larry Murphy and Kris Letang among defensemen
- Earned NHL Second-Team All-Star in 2001-02 and '02-03 with Washington. Led the NHL in goals by a defenseman in both seasons (26, 18 respectively)
- Originally drafted by Washington in the 1st round (14th overall) of the 1992 NHL Draft
- Represented his country in several international tournaments, including 4 Winter Olympic Games, 2 World Championships, a World Junior Championship, 2 World Cups of Hockey and a European Junior Championship
- Played in 4 Winter Olympic Games (1998, '02, '06, '10) for Russia
- Won a silver medal at the 1998 Winter Olympic Games and a bronze medal at the '02 Games for Russia
- Earned a silver medal at the 2010 World Championship and bronze at the '07 World Championship

# RANDY SEXTON

## DIRECTOR OF AMATEUR SCOUTING

- In his 2nd season as director of amateur scouting
- Spent 2 seasons as co-director of amateur scouting from 2013-15
- Oversees amateur scouting in North America and Europe
- Spent 3 years as assistant director of amateur scouting for Penguins from 2010-13
- Member of scouting staff that drafted Matt Murray, Olli Maatta and Bryan Rust
- Served 2 stints as NHL general manager for Florida and Ottawa
- Was Florida's general manager for 2009-10 season, overseeing pro and amateur scouting, player development, hockey administration and all contract negotiations
- Served 2 seasons as Florida's assistant general manager from 2007-09 before being promoted
- Worked 8 seasons with Ottawa (1988-96) in various capacities, including president, CEO and general manager
- Under Sexton's leadership, Ottawa achieved enormous success and profitability in all areas of hockey and business operations
- 1 of 3 founders of the Ottawa Senators franchise, which entered the league in 1992
- Spent 3 years as executive director of Capital Sports Management Inc. (CSMI), a sister company to the Ottawa Senators Hockey Club
- While with Capital Sports Management Inc., provided strategic analysis and advice to the Ottawa Senators Hockey Club
- Served as assistant coach with St. Lawrence from 1983-85
- Handled scouting and recruiting responsibilities for St. Lawrence
- Earned Master's Degree in business administration from Clarkson University




## Playing Career

- Played 4 seasons at St. Lawrence from 1978-82
- Served as team captain in final 2 seasons
- Earned several accolades in his collegiate career, including All-American honors, Senior Male Athlete of the Year, team MVP and Brian P. Doyle Leadership Award

# DEREK CLANCEY

## DIRECTOR OF PROFESSIONAL SCOUTING

- In his 7th season as director of professional scouting since being promoted in 2010
- Coordinates the team's pro scouting efforts in North America and Europe
- Is a 2-time Stanley Cup champion with Pittsburgh (2016, '09)
- Joined organization in 2007, serving 2 years as a pro scout
- Head coach with ECHL franchises Jackson (1999-03), Reading ('03-'05) and Dayton ('06-07)
- Career head coaching record of 260-184-52
- All-time coaching wins leader for the Chesapeake/Jackson franchise
- Assistant coach with Manchester of the American Hockey League (2005-06)
- First Newfoundland native to both coach and scout for a professional hockey team



## Playing Career

- Played 8 seasons of professional hockey with Winston-Salem, Toledo, Erie, Columbus and Chesapeake of the ECHL
- Retired as the ECHL's all-time assist leader
- Is the all-time leading scorer for both the Columbus/Reading and Chesapeake/Jackson franchises
- As a sophomore playing university hockey in Canada, he was named MVP of his conference, finished second in the nation in points and was nominated for the Sullivan Award, which is the equivalent to the Hobey Baker Award
- Only person to win the Stanley Cup and Boyle Trophy - the 2 oldest hockey championship trophies in North America

# MARK RECCHI

## PLAYER DEVELOPMENT COACH

- In 3rd season as Pittsburgh's player development coach
- Named to his current position on July 18, 2014
- Is responsible for working with young prospects throughout the Penguins organization – assisting in the development of players in the minor leagues as well as junior and college hockey
- Served as a senior advisor for the Dallas Stars from 2012-14
- Involved in the Pittsburgh Penguins Elite youth hockey program




## Playing Career

- Veteran of 22 NHL seasons, including parts of 7 seasons with the Penguins
- Is a 3-time Stanley Cup champion with Pittsburgh (1991), Carolina (2006) and Boston (2011)
- Career numbers: 1,652 games played; 577 goals; 956 assists; 1,533 points
- 7-time NHL All-Star (1991, '93, '94, '97, '98, '99, '00); MVP of 1997 All-Star Game
- Played for Pittsburgh, Philadelphia, Montreal, Carolina, Atlanta, Tampa Bay and Boston before retiring in 2011
- Scored 154 goals, 385 points in 3 stints in Pittsburgh
- Led Penguins in scoring in 1990-91 with 40 goals and 113 points; added 10 goals and 34 points in postseason to help Pittsburgh win its 1st Stanley Cup
- Posted 40 or more goals in 4 seasons and scored a career-high 53 goals in 1992-93 with Philadelphia
- Recorded 100 points 3 times
- Original draft pick of Penguins (4th round, 67th overall, in 1988)
- Only 11th NHL player to play in 4 decades ('80s, '90s, '00s, '10s)
- Represented Canada in the Olympics (1998), 3 World Championships (1990, '93, '97) and World Junior Championship (1988)
- Played junior hockey with New Westminster and Kamloops of the Western Hockey League
- His No. 8 is retired by Kamloops

# MIKE BUCKLEY

## GOALIE DEVELOPMENT COACH

- In his 4th season as the Penguins goaltending development coach after joining the staff prior to the 2013-14 campaign
- Helped mentor 22-year-old Matt Murray into a Stanley Cup-winning goaltender, the 4th rookie netminder to lead his team to a Cup title and a tie of the NHL rookie goaltending record with 15 playoff wins
- His guidance spurred Murray into AHL goaltender and rookie of the year honors in 2014-15 with Wilkes-Barre/Scranton.
- Buckley's goaltenders allowed the fewest goals in the AHL in each of his first 2 years with WBS.
- Is responsible for working with and assisting in the development of goalie prospects and players throughout the Penguins organization
- Assists in the evaluation and scouting of amateur goaltenders
- Has also worked as goaltending consultant for the Columbus Blue Jackets (2010-12) and for Dynamo Minsk of the Kontinental Hockey League (KHL)
- Before joining the Penguins he served as goaltending coach for 1 year (2012-13) at the University of New Hampshire, helping the Wildcats advance to the 2nd round of the NCAA Tournament
- Also worked as goaltending coach with USA Hockey
- Worked 5 seasons as goaltending coach at his alma mater, the University of Massachusetts-Amherst, from 2007-12
- Holds dual title of president/head instructor at Goaltending Development Services Inc. since 2004, where he trains NHL, AHL and college goalies throughout the season and summer
- Has trained the likes of Tuukka Rask and Jonathan Quick



## Playing Career

- Played 5 seasons of professional hockey with Mississippi and Winnemac of the ECHL from 2000-05
- Spent 4 years playing collegiately at UMass-Amherst

# CLARK DONATELLI

## WILKES-BARRE/SCRANTON HEAD COACH

- In his 2nd season as head coach of the Wilkes-Barre/Scranton Penguins
- Named Wilkes-Barre/Scranton head coach on Dec. 22, 2015 following Mike Sullivan's promotion to Pittsburgh
- Spent 4-plus seasons as head coach of the Wheeling Nailers of the ECHL
- All-time wins leader in franchise history for Wheeling with 147
- Posted career record of 147-119-10-22 with Wheeling
- In his 5 seasons behind the bench for Wheeling, the Nailers qualified for the Kelly Cup Playoffs 4 times, and he is the only coach in Nailers history to take team to consecutive playoff appearances
- Served as Wheeling assistant coach before being promoted to head coach halfway through the 2011-12 season
- Donatelli, 50, is a native of Providence, RI



## Playing Career


- Played 35 NHL games for Minnesota and Boston
- Also played for Providence of the AHL and Kalamazoo, San Diego, Los Angeles and Detroit of the IHL
- Played 3 seasons of collegiate hockey at Boston University from 1984-87
- Was a Terriers teammate of Pittsburgh head coach Mike Sullivan in his final season at Boston University
- Represented the United States in 2 Winter Olympic Games (1988, '92), 3 World Championships and 1 World Junior Championship
- Served as team captain for the United States in the 1992 Winter Olympic Games and at the '85 World Junior Championship



# CHRIS TAYLOR

WILKES-BARRE/SCRANTON ASSISTANT COACH

- Named assistant coach of the Wilkes-Barre/Scranton Penguins on August 2, 2016
- Spent 4 seasons as an assistant coach with Rochester of the AHL from 2012-16
- Served 1 season as development coach with Rochester in 2011-12
- The Stratford, Ontario native is 44
- Brother of former NHL player and 2-time Stanley Cup champion Tim Taylor



## Playing Career

- Played 19 years of pro hockey in North America and Europe
- Appeared in 149 NHL games for NY Islanders, Boston and Buffalo
- Played professionally for AHL's Capital District, Providence and Rochester and IHL's Salt Lake, Denver, Utah and Las Vegas
- Played bulk of career with Rochester, totaling 142 goals, 339 assists and 481 points in 519 career games
- Inducted into Rochester Hall of Fame in 2015
- His 339 helpers rank 3<sup>rd</sup> all-time in club history
- Served as Rochester captain for 2 seasons
- Rochester teammate with Pens associate general manager Jason Botterill from 2002-05
- Originally drafted in 2<sup>nd</sup> round (27<sup>th</sup> overall) of 1990 NHL Draft by NY Islanders
- Played 4 seasons for London of the Ontario Hockey League from 1988-92, topping 100 points on 3 occasions
- Finished OHL career as London's all-time leading scorer with 378 points (since surpassed by Corey Perry, 380)

# J.D. FORREST

WILKES-BARRE/SCRANTON ASSISTANT COACH

- Named assistant coach of the Wilkes-Barre/Scranton Penguins on August 2, 2016
- Coached Austria's top farm team, Salzburg, in 2015-16
- Led Salzburg to 32-22 record in international Red Bull Hockey Series and a perfect 4-0 in season-ending tournament
- Served as assistant coach for U.S. National Team Development Program in 2014-15
- The Auburn, NY native is 35



## Playing Career

- Played 9 seasons of pro hockey in North America and Europe
- Saw action with Albany and Worcester of the AHL, as well as playing in Finland, Sweden, Switzerland and Germany
- Originally drafted in the 6<sup>th</sup> round (181<sup>st</sup> overall) of the 2000 NHL Draft by Carolina
- Played collegiately at Boston College for 4 seasons from 2000-04
- Played for U.S. National Team Development Program, winning a gold medal at the U-18 World Junior Championship

# EQUIPMENT STAFF




**DANA HEINZE**  
Head Equipment  
Manager



**JC IHRIG**  
Assistant Equipment  
Manager



**DANNY KROLL**  
Assistant Equipment  
Manager



**JON TAGLIANETTI**  
Assistant Equipment  
Manager

# MEDICAL/TRAINING STAFF




**CHRIS STEWART**  
Head Athletic Trainer



**CURTIS BELL**  
Assistant Athletic Trainer



**PATRICK STEIDLE**  
Assistant Athletic Trainer




**RICK JOREITZ**  
Physical Therapist




**DR. DHARMESH VYAS**  
Head Team Physician



**DR. MELISSA MCLANE**  
Assistant Team Physician



**ANDY O'BRIEN**  
Director of Sports Science  
and Performance



**ALEX TRINCA**  
Strength and  
Conditioning Coach

# HOCKEY SUPPORT STAFF




**JIM BRITT**  
Director of Team Operations



**ANDY SAUCIER**  
Video Coach



**ERIK HEASLEY**  
Hockey Operations Assistant



**JEN BULLANO**  
Sr. Director of Communications



**JASON SEIDLING**  
Manager of Communications

# SCOUTING STAFF



**AL SANTILLI**  
Pro Scout



**RYAN BOWNESS**  
Pro Scout



**COLIN ALEXANDER**  
Amateur Scout




**SCOTT BELL**  
Amateur Scout



**BRIAN FITZGERALD**  
Amateur Scout



**LUC GAUTHIER**  
Amateur Scout



**FRANK GOLDEN**  
Amateur Scout



**JAY HEINBUCK**  
Amateur Scout



**WAYNE MEIER**  
Amateur Scout



**RON PYETTE**  
Amateur Scout



**CASEY TORRES**  
Amateur Scout



**WARREN YOUNG**  
Amateur Scout



**PATRIK ALLVIN**  
Head European Scout



**PETRI PAKASLAHTI**  
European Scout



**TOMMY WESTLUND**  
European Scout



**GILLES MELOCHE**  
Special Assignment Scout

# STAFF DIRECTORY

## OWNERSHIP

Pittsburgh Penguins LP

### EXECUTIVE OPERATIONS

Co-owner/Chairman	Mario Lemieux
Co-owner	Ron Burkle
CEO/President	David Morehouse
Executive Vice President and General Manager	Jim Rutherford
COO/General Counsel	Travis Williams
Senior Vice President, Sales and Broadcasting	Terry Kalna
Senior Vice President, Finance	Kevin Hart
Vice President, Communications	Tom McMillan
Vice President, Marketing	James Santilli
Vice President, Ticket Sales	Chad Slencak
Executive Administrator/Director, Events and Hospitality	Kat Smerdel
Executive Assistants	Susan Carper, Jessica Kearns
Coordinator, Shipping and Receiving	Brett Hart
Receptionist	Kelly Hart

### HOCKEY OPERATIONS

Associate General Manager	Jason Botterill
Assistant General Manager	Bill Guerin
Vice President, Hockey Operations	Jason Karmanos
Head Coach	Mike Sullivan
Assistant Coaches	Jacques Martin, Rick Tocchet
Goaltending Coach	Mike Bales
Defensemen Coach	Sergei Gonchar
Video Coach	Andy Saucier
Player Development Coach	Mark Recchi
Goaltender Development Coach	Mike Buckley
Director, Team Operations	Jim Britt
Hockey Operations Assistant	Erik Heasley

### SCOUTS

Director, Amateur Scouting	Randy Sexton
Director, Professional Scouting	Derek Clancey
Professional Scout	Ryan Bowness, Al Santilli
Amateur Scouts	Colin Alexander, Scott Bell, Brian Fitzgerald, Luc Gauthier, Frank Golden, Jay Heinbuck, Wayne Meier, Ron Pyette, Casey Torres, Warren Young
Head European Scout	Patrik Allvin
European Scouts	Petri Pakaslanti, Tommy Westlund
Special Assignment Scout	Gilles Meloche

### EQUIPMENT/TRAINING STAFF

Head Equipment Manager	Dana Heinze
Assistant Equipment Managers	JC Ihrig, Danny Kroll, Jon Taglianetti
Head Athletic Trainer	Chris Stewart
Assistant Athletic Trainers	Curtis Bell, Patrick Steidle
Physical Therapist	Rick Joreitz
Head Team Physician	Dr. Dharmesh Vyas, M.D.
Assistant Team Physician	Dr. Melissa McLane, D.O.
Director, Sport Science and Performance	Andy O'Brien
Strength and Conditioning Coach	Alex Trinca

### COMMUNICATIONS

Senior Director, Communications	Jennifer Bullano Ridgley
Manager, Communications	Jason Seidling
Executive Director, Penguins Radio	David Reynolds
Producer, Penguins Radio	Wayne Anderson
Radio Broadcasters	Phil Bourque, Mike Lange
Radio Host	Josh Getzoff

### TECHNOLOGY

Senior Director, Technology	Erik Watts
Building Audio/Video Specialist	Aaron Miller, Drew Warren
Systems Administrators	Jason Henry, Chris LaFronte
Junior Systems Administrator	Justin Mellor
Manager, CRM	Mark Walczak

### NEW MEDIA

Director, Content	Sam Kasan
Manager, Content	Michelle Crechiolo
Manager, New Media	Andi Perelman
Coordinator, New Media Design	Dave Geier
Coordinators, New Media	Jonathan Kabana, Evan Schall

### MARKETING

Senior Director, Creative Services and Publications	Barb Pilarski
Director, Marketing	Leo McCafferty
Manager, Publications	Erin Halley
Graphic Designer	Dave Scheponik
Director, Fan Development and Special Events	Jill Shipley
Manager, Fan Development	Laura Spencer
Coordinator, Marketing	Christine Ourlicht

### UPMC LEMIEUX SPORTS COMPLEX

President, UPMC Lemieux Sports Complex	Rich Hixon
Executive Director, Hockey Operations and Programing	Matt Herr
Director, Facility Operations	Brandon Radeke
Director, Business Operations	Kara Radeke
Manager, Facility Operations	Christopher Banks
Assistant Manager, Facility Operations	Patrick McMurray
Manager, Accounting	Neal Bruder
Coordinator, Programming	Abby Greenbaum
Skills Development Professional	Ty Hennes
Power Skating Professional	Max Ivanov
Goaltending Professional	Mike Chiasson
Director, Adult Leagues, Camps and Tournaments	Mark Shuttleworth

### GAME ENTERTAINMENT AND PRODUCTION

Senior Director, Production and Game Presentation	Rod Murray
Director, Event Presentation	Bill Wareham
Director, Production Operations	Mike Davenport
Producer, New Media Video	Mark Cottington
Producers, In The Room	Andrew McIntyre, Jon Otte
Producer	Meghan McManimon
Senior Designer, Motion Graphics	Aaron Spiegel
Producers, Motion Graphics Design	Dave Distilli, Ethan Mansberger
Producer/Host, PensTV	Celina Pompeani
Public Address Announcer	Ryan Mill

### PARTNERSHIP SALES/MARKETING

Senior Director, Partnership Sales and Media	Mark Turley
Senior Director, Partnership Marketing	Ross Miller
Senior Director, Partnership Sales	George Manias
Managers, Partnership Sales	Brett Baur, Ashley Smith
Directors, Partnership Marketing	Jack Tipton, Lori Wineland
Liaison, Partnership Sales	Pierre Larouche
Managers, Partnership Marketing	Devin Beahm, Paige Hancher, Jim Meyer

### FINANCE

Director, Finance	Mark R. Kuczinski
Senior Accountant	Troy Ussack
Payroll Manager	Andrea Winschel
Accounts Payable	Tawni Love

### TICKETING

Senior Director, Premium Seating	Brian Magness
Senior Director, Ticket Sales	George Murphy
Managers, Premium Seating	Kyle Lux, Jon Seelnacht
Manager, Premium Services	Julia Ivery
Manager, Group Sales	Mike Zatchey
Manager, Ticket Sales	Nicole Rudy
Ticket Sales Account Executives	George Birman, Jeff Blizman, Bonnie Goliniski, Chuck Pukansky
Managers, Box Office	Carol Coulson, Kelly Gabany
Manager, Box Office Operations	Jason Onufer
Director, Customer Service	Kathy Davis
Manager, Customer Service	Danny Gardner
Customer Service Representative	Holly Bandish
Senior Director, Database Marketing	Erin Exley
Manager, Database Marketing	Dana DiCello

### PENGUINS FOUNDATION

President	Dave Soltesz
Director, Foundation Programs	Amanda Susko
Program Coordinators	Abbey Braddock, Emily Nicholson
Director, Community/Alumni Relations	Cindy Himes
Liaison, Community Relations	Ed Johnston

# PLAYERS



# 2015-16 FINAL SEASON STATS

Player	Pos	GP	G	A	P	+/-	PIM	PP	SH	GW	GT	OT	S	S%	TOI/G	Sft/G	FO%
Sidney Crosby	C	80	36	49	85	19	42	10	24	0	0	9	2	248	14.5	20:28	51.7
Kris Letang	D	71	16	51	67	9	66	5	27	0	3	2	1	218	7.3	26:56	0.0
Phil Kessel	R	82	26	33	59	9	18	4	17	0	0	5	1	274	9.5	18:22	40.0
Evgeni Malkin	C	57	27	31	58	1	65	11	27	0	0	6	2	162	16.7	19:22	42.0
Patric Hornqvist	R	82	22	29	51	15	36	9	15	0	0	3	0	257	8.6	16:50	62.5
Chris Kunitz	L	80	17	23	40	29	41	2	6	0	0	1	0	150	11.3	16:49	45.5
Matt Cullen	C	82	16	16	32	5	20	0	0	3	6	4	0	118	13.6	13:52	55.7
Nick Bonino	C	63	9	20	29	13	31	2	2	1	1	0	0	97	9.3	15:50	50.4
Carl Hagelin	L	37	10	17	27	18	18	0	0	0	2	6	0	96	10.4	16:31	42.9
Trevor Daley	D	53	6	16	22	8	26	1	7	0	0	0	0	87	6.9	20:27	0.0
Olli Maatta	D	67	6	13	19	27	22	0	1	0	1	2	0	95	6.3	19:57	0.0
Brian Dumoulin	D	79	0	16	16	11	14	0	0	0	0	0	0	101	0.0	18:53	100.0
David Perron	L	43	4	12	16	-13	28	1	5	0	0	0	0	96	4.2	15:28	20.0
Tom Kuhnhackl	R	42	5	10	15	3	24	0	0	2	2	1	0	52	9.6	12:12	0.0
Eric Fehr	C	55	8	6	14	0	19	0	1	4	4	2	0	74	10.8	13:03	44.2
Ian Cole	D	70	0	12	12	-3	59	0	1	0	0	0	0	72	0.0	17:14	0.0
Beau Bennett	R	33	6	6	12	-1	10	1	3	0	0	0	0	52	11.5	11:53	33.3
Bryan Rust	R	41	4	7	11	1	12	0	1	0	0	1	0	68	5.9	12:29	25.0
Ben Lovejoy	D	66	4	6	10	9	30	0	0	0	1	0	0	90	4.4	18:52	0.0
Conor Sheary	L	44	7	3	10	-1	8	0	0	0	0	0	0	51	13.7	9:45	12.5
Justin Schultz	D	18	1	7	8	7	2	1	2	0	0	0	0	23	4.3	14:13	0.0
Derrick Pouliot	D	22	0	7	7	4	2	0	0	0	0	0	0	25	0.0	15:27	0.0
Scott Wilson	L	24	5	1	6	0	12	0	0	0	0	1	0	39	12.8	10:41	0.0
Oskar Sundqvist	C	18	1	3	4	0	4	0	0	1	1	1	0	13	7.7	10:18	46.0
Pascal Dupuis	R	18	2	2	4	-1	12	0	0	0	0	0	0	28	7.1	15:05	66.7
Rob Scuderi	D	25	0	4	4	4	8	0	0	0	1	0	0	9	0.0	17:04	0.0
Kevin Porter	C	41	0	3	3	-2	0	0	0	0	0	0	0	34	0.0	11:19	50.6
Daniel Sprong	R	18	2	0	2	-1	0	0	0	0	0	0	0	23	8.7	8:43	50.0
Sergei Plotnikov	L	32	0	2	2	-3	20	0	0	0	0	0	0	32	0.0	9:40	50.0
Adam Clendening	D	9	0	1	1	3	10	0	0	0	0	0	0	11	0.0	13:07	0.0
Dominik Simon	C	3	0	1	1	0	0	0	0	0	0	0	0	2	0.0	6:04	0.0
Tom Sestito	L	4	0	1	1	1	19	0	0	0	0	0	0	1	0.0	5:47	0.0
David Warsofsky	D	12	1	0	1	-6	0	1	1	0	0	0	0	21	4.8	17:45	0.0
Bobby Farnham	L	3	0	0	0	0	5	0	0	0	0	0	0	2	0.0	6:41	0.0
Josh Archibald	R	1	0	0	0	0	0	0	0	0	0	0	0	0	0.0	5:02	0.0
Kael Moullierat	L	1	0	0	0	0	2	0	0	0	0	0	0	1	0.0	10:41	45.5

## Goaltenders

	Player	GP	GS	W	L	OT	SA	GA	GAA	Sv	Sv%	SO	G	A	PIM	TOI
1	Marc-Andre Fleury	58	58	35	17	6	1665	132	2.29	1533	0.921	5	0	1	2	3462:33
2	Matt Murray	13	13	9	2	1	355	25	2.00	330	0.930	1	0	0	0	748:35
3	Jeff Zatkoff	14	11	4	7	1	408	34	2.79	374	0.917	0	0	0	0	732:03

# PITTSBURGH PENGUINS

# 2015-16 TRANSACTIONS

**SEPT. 23** – Tom Kostopoulos assigned to Wilkes-Barre/Scranton [AHL]; Jaden Lindo assigned to Owen Sound of the Ontario Hockey League [OHL]

**SEPT. 25** – Carter Rowney and Harrison Ruopp assigned to Wilkes-Barre/Scranton [AHL]

**SEPT. 30** – Matt Murray, Tristan Jarry, Barry Goers, Niclas Anderson, Conor Sheary, Scott Wilson, Oskar Sundqvist, Tyler Biggs, Anton Zlobin, Josh Archibald, Dominik Simon, Matia Marcantuoni, Dominik Uher, Kael Mouillierat, Will O'Neill, Reid McNeill and Steve Oleksy assigned to Wilkes-Barre/Scranton [AHL]; Tom Sestito released from his professional tryout contract

**OCT. 3** – Sergei Gonchar released from his professional tryout contract

**OCT. 3** – Bryan Rust, Kevin Porter, Jean-Sebastien Dea, David Warsofsky and Derrick Pouliot assigned to Wilkes-Barre/Scranton [AHL]

**OCT. 6** – Oskar Sundqvist recalled from Wilkes-Barre/Scranton [AHL] and Olli Maatta assigned to WBS

**OCT. 7** – Pascal Dupuis and Eric Fehr placed on injured reserve

**OCT. 8** – Olli Maatta and Kevin Porter recalled from Wilkes-Barre/Scranton [AHL] and Oskar Sundqvist re-assigned to WBS

**OCT. 15** – Bryan Rust recalled from Wilkes-Barre/Scranton [AHL] and Tim Erixon assigned to WBS

**OCT. 16** – Tim Erixon recalled from Wilkes-Barre/Scranton [AHL]

**OCT. 16** – Beau Bennett placed on injured reserve

**OCT. 21** – Tim Erixon re-assigned to Wilkes-Barre/Scranton [AHL]

**OCT. 22** – Tom Kuhnhackl assigned to Wilkes-Barre/Scranton [AHL]

**OCT. 22** – Pascal Dupuis activated from injured reserve

**OCT. 26** – Bobby Farnham claimed off waivers by the New Jersey Devils

**OCT. 27** – Sergei Gonchar named defenseman development coach

**OCT. 28** – Beau Bennett activated from injured reserve; Bryan Rust placed on IR

**OCT. 30** – Kevin Porter re-assigned to Wilkes-Barre/Scranton [AHL]

**OCT. 31** – Eric Fehr activated from injured reserve

**NOV. 19** – David Warsofsky recalled from Wilkes-Barre/Scranton [AHL]

**NOV. 30** – Bryan Rust activated from injured reserve and re-assigned to Wilkes-Barre/Scranton [AHL]

**DEC. 8** – Pascal Dupuis placed on injured reserve

**DEC. 12** – Mike Sullivan named head coach and Jacques Martin's title changed to assistant coach from special assistant to the head coach; former head coach Mike Johnston and former assistant coach Gary Agnew relieved of their duties

**DEC. 14** – Trevor Daley acquired from the Chicago Blackhawks in exchange for Rob Scuderi

**DEC. 15** – Matt Murray, Kevin Porter and Conor Sheary recalled from Wilkes-Barre/Scranton [AHL]

**DEC. 15** – Kris Letang and Beau Bennett placed on injured reserve

**DEC. 20** – Marc-Andre Fleury retroactively placed on injured reserve

**DEC. 20** – Bryan Rust recalled from Wilkes-Barre/Scranton [AHL]

**DEC. 22** – Scott Wilson and Bryan Rust re-assigned to Wilkes-Barre/Scranton [AHL]

**DEC. 26** – Kris Letang activated from injured reserve

**DEC. 26** – Scott Wilson recalled from Wilkes-Barre/Scranton [AHL]

**DEC. 31** – Adam Clendening assigned to Wilkes-Barre/Scranton [AHL] on a conditioning assignment

**JAN. 2** – Marc-Andre Fleury activated from injured reserve

**JAN. 2** – Matt Murray re-assigned to Wilkes-Barre/Scranton [AHL]

**JAN. 7** – Tom Kuhnhackl and Bryan Rust recalled from Wilkes-Barre/Scranton [AHL]

**JAN. 7** – Conor Sheary and Scott Wilson re-assigned to Wilkes-Barre/Scranton [AHL]

**JAN. 10** – Adam Clendening recalled from his conditioning assignment with Wilkes-Barre/Scranton [AHL]

**JAN. 15** – Conor Sheary recalled from Wilkes-Barre/Scranton [AHL]

**JAN. 15** – Nick Bonino placed on injured reserve

**JAN. 16** – Carl Hagelin acquired from the Anaheim Ducks in exchange for David Perron and Adam Clendening

**JAN. 18** – Derrick Pouliot recalled from Wilkes-Barre/Scranton [AHL]

**JAN. 22** – Beau Bennett activated from injured reserve

**JAN. 22** – David Warsofsky placed on injured reserve

**JAN. 26** – Scott Wilson recalled from Wilkes-Barre/Scranton [AHL]

**JAN. 26** – Beau Bennett placed on injured reserve

**JAN. 27** – Scott Wilson and Conor Sheary re-assigned to Wilkes-Barre/Scranton [AHL]

**FEB. 1** – Tom Sestito signed to a one-year, two-way contract

**FEB. 1** – Tom Sestito placed on waivers

**FEB. 1** – Scott Wilson and Conor Sheary recalled from Wilkes-Barre/Scranton [AHL]

**FEB. 4** – Oskar Sundqvist recalled from Wilkes-Barre/Scranton [AHL]

**FEB. 4** – Eric Fehr placed on injured reserve

**FEB. 20** – Evgeni Malkin retroactively placed on injured reserve

**FEB. 21** – David Warsofsky re-assigned to Wilkes-Barre/Scranton on a conditioning assignment [AHL]

**FEB. 21** – Matt Murray recalled from Wilkes-Barre/Scranton [AHL]

**FEB. 22** – Matt Murray re-assigned to Wilkes-Barre/Scranton [AHL]

**FEB. 24** – Steve Oleksy recalled from Wilkes-Barre/Scranton [AHL]

# PITTSBURGH PENGUINS

# 2015-16 TRANSACTIONS

**FEB. 25** – Oskar Sundqvist and Steve Oleksy re-assigned to Wilkes-Barre/Scranton [AHL]

**FEB. 26** – Olli Maatta signed to a six-year contract extension that begins in 2016-17

**FEB. 27** – Justin Schultz acquired from the Edmonton Oilers in exchange for a 2016 third-round draft pick

**FEB. 27** – Matt Murray recalled from Wilkes-Barre/Scranton [AHL]

**FEB. 27** – Ben Lovejoy placed on injured reserve

**FEB. 27** – Evgeni Malkin and Nick Bonino activated from injured reserve

**FEB. 27** – Steve Oleksy recalled from Wilkes-Barre/Scranton [AHL]

**FEB. 28** – Steve Oleksy re-assigned to Wilkes-Barre/Scranton [AHL]

**FEB. 28** – David Warsofsky recalled from his LTI conditioning assignment with Wilkes-Barre/Scranton [AHL]

**FEB. 29** – Matthias Plachta and a conditional 2017 seventh-round draft pick acquired from the Arizona Coyotes in exchange for Sergei Plotnikov

**FEB. 29** – David Warsofsky claimed off waivers by the New Jersey Devils

**FEB. 29** – Conor Sheary re-assigned to Wilkes-Barre/Scranton [AHL]

**FEB. 29** – Dustin Jeffrey, Dan O'Donoghue and James Melindy acquired from the Arizona Coyotes in exchange for Matia Marcantuoni; Jeffrey re-assigned to Wilkes-Barre/Scranton [AHL]; O'Donoghue and Melindy re-assigned to Wheeling [ECHL]

**MAR. 1** – Steve Oleksy recalled from Wilkes-Barre/Scranton [AHL]

**MAR. 2** – Steve Oleksy re-assigned to Wilkes-Barre/Scranton [AHL]

**MAR. 4** – Josh Archibald recalled from Wilkes-Barre/Scranton [AHL]

**MAR. 6** – Tom Sestito and Conor Sheary recalled from Wilkes-Barre/Scranton [AHL]

**MAR. 6** – Josh Archibald re-assigned to Wilkes-Barre/Scranton [AHL]

**MAR. 9** – Carter Rowney signed to a two-year contract that begins with the 2016-17 season

**MAR. 10** – Conor Sheary re-assigned to Wilkes-Barre/Scranton [AHL]

**MAR. 12** – Tom Sestito re-assigned to Wilkes-Barre/Scranton [AHL]

**MAR. 12** – Dominik Simon and Conor Sheary recalled from Wilkes-Barre/Scranton [AHL]

**MAR. 14** – Bryan Rust, Scott Wilson and Tom Kuhnhackl signed to two-year contract extensions that begin with the 2016-17 season

**MAR. 18** – Oskar Sundqvist recalled from Wilkes-Barre/Scranton [AHL]

**MAR. 18** – Dominik Simon re-assigned to Wilkes-Barre/Scranton [AHL]

**MAR. 29** – Ben Lovejoy activated from injured reserve and Kevin Porter retroactively placed on IR

**MAR. 22** – Teddy Blueger signed to a two-year contract that begins with the 2016-17 season

**MAR. 25** – Oskar Sundqvist re-assigned to Wilkes-Barre/Scranton [AHL]

**MAR. 25** – Oskar Sundqvist recalled from Wilkes-Barre/Scranton [AHL]

**MAR. 28** – Oskar Sundqvist re-assigned to Wilkes-Barre/Scranton [AHL]

**MAR. 29** – Evgeni Malkin and Scott Wilson retroactively placed on injured reserve

**MAR. 29** – Ethan Prow signed to a two-year contract that begins with the 2016-17 season

**MAR. 30** – Oskar Sundqvist recalled from Wilkes-Barre/Scranton [AHL]

**APR. 6** – Sean Maguire signed to a two-year contract that begins with the 2016-17 season

**APR. 7** – Tom Sestito recalled from Wilkes-Barre/Scranton [AHL]

**APR. 9** – Kael Mouillierat recalled from Wilkes-Barre/Scranton [AHL]

**APR. 10** – Kael Mouillierat and Tom Sestito re-assigned to Wilkes-Barre/Scranton [AHL]

**APR. 10** – Tristan Jarry and Tom Sestito recalled from Wilkes-Barre/Scranton [AHL]

**APR. 16** – Evgeni Malkin activated from injured reserve

**APR. 17** – Tom Sestito re-assigned to Wilkes-Barre/Scranton [AHL]

**APR. 19** – Daniel Sprong re-assigned to Wilkes-Barre/Scranton [AHL]

**APR. 20** – Tristan Jarry re-assigned to Wilkes-Barre/Scranton [AHL]

**APR. 27** – Lukas Bengtsson signed to a two-year contract that begins with the 2016-17 season

**MAY 3** – Steve Oleksy and Tom Sestito recalled from Wilkes-Barre/Scranton [AHL]

**MAY 5** – Steve Oleksy re-assigned to Wilkes-Barre/Scranton [AHL]

**MAY 8** – Tom Sestito re-assigned to Wilkes-Barre/Scranton [AHL]

**MAY 19** – Steve Oleksy, Tim Erixon, Dominik Simon, Jean-Sebastien Dea, Kael Mouillierat, Josh Archibald, Daniel Sprong and Tristan Jarry recalled from Wilkes-Barre/Scranton [AHL]

**MAY 23** – Jake Guentzel signed to a two-year contract that begins with the 2016-17 season



# PITTSBURGH PENGUINS 2016 STANLEY CUP CHAMPIONS



- The Penguins defeated the NY Rangers [4-1], Washington [4-2], Tampa Bay [4-3] and San Jose [4-2] during their title run.
- The Penguins establish team records for most home playoff wins [9], playoff overtime wins [4] and playoff overtime games played [7] in a single postseason.
- Head coach Mike Sullivan became the sixth American-born head coach to win the Stanley Cup, joining a list that includes previous Penguins head coaches Bob Johnson and Dan Bylsma.
- Sidney Crosby won his first Conn Smythe Trophy as playoff MVP after posting 6 goals [3 game-winners] and 19 points.
- Jim Rutherford won the NHL's GM of the Year Award after his trades, acquisitions and hirings transformed the Penguins into a speedy, electric championship team.
- Rutherford became the first GM in the post-1967 NHL Expansion Era to win the Stanley Cup with multiple franchises [Carolina, 2006; Pittsburgh, 2016].
- Two big offseason acquisitions of Rutherford's were major contributors in the playoffs with Phil Kessel leading the team in goals [10] and points [22] and Nick Bonino posting a team-best 14 assists.
- Goaltender Matt Murray won 15 playoff games, equaling the NHL record for playoff wins by a rookie goaltender [Patrick Roy, Ron Hextall, Cam Ward].

## The Pittsburgh Penguins won their fourth Stanley Cup championship in franchise history in 2016, defeating the San Jose Sharks, 4-2.


- Murray became just the fourth rookie goaltender in NHL history to lead his team to a Stanley Cup championship, joining Ken Dryden, Roy and Ward.
- The Penguins had key contributions from their young players during the Cup title run. Forwards Bryan Rust, Conor Sheary and Tom Kuhnhackl and defenseman Brian Dumoulin all scored big goals and shouldered big minutes in the postseason.
- The Penguins had one of the most dramatic turnarounds in NHL history during the regular season. The club finished the year on a 33-12-5 run, including winning 16 of their final 18 contests. The turnaround was ignited on Dec. 12 by the hiring of Sullivan, the production of Crosby [30 goals, 66 points] and defenseman Kris Letang [53 points] and contributions of young players from within the system.

# 2015-16 MAN GAMES LOST


TOTAL GAMES MISSED	#	PLAYER	GAMES MISSED
15	3	Olli Maatta	Nov. 19-Dec. 1; Mar. 26-Apr. 9
13	5	David Warsofsky	Jan. 18-Feb. 20
3	8	Brian Dumoulin	Mar. 27-31
64	9	Pascal Dupuis	Oct. 8-20; Nov. 6-7; Dec. 9-Apr. 9
19	11	Kevin Porter	Mar. 5-Apr. 9
16	12	Ben Lovejoy	Feb. 21-Mar. 24
19	13	Nick Bonino	Nov. 17; Dec. 16; Jan. 15-Feb. 24
2	14	Chris Kunitz	Jan. 23-Jan. 26
27	16	Eric Fehr	Oct. 8-29; Feb. 5-Mar. 8
21	17	Bryan Rust	Oct. 28-Nov. 28; Mar. 31-Apr. 9
49	19	Beau Bennett	Oct. 15-24; Dec. 16-Jan. 21; Jan. 26-Mar. 20; Apr. 7-9
15	23	Scott Wilson	Mar. 13-Apr. 9
13	29	Marc-Andre Fleury	Dec. 16-31; Apr. 2-9
10	58	Kris Letang	Dec. 5-6; Dec. 11-21; Dec. 27; Jan. 17
2	62	Carl Hagelin	Mar. 6-8
25	71	Evgeni Malkin	Feb. 5-24; Mar. 13-Apr. 9
2	87	Sidney Crosby	Dec. 21; Apr. 9

**TOTAL: 315**

# 2016.17 HEAD SHOTS




JOSH ARCHIBALD  
45



NICK BONINO  
13



IAN COLE  
28



SIDNEY CROSBY  
87



MATT CULLEN  
7



TREVOR DALEY  
6




BRIAN DUMOULIN  
8



TIM ERIXON  
44




ERIC FEHR  
16



MARC-ANDRE FLEURY  
29



CAMERON GAUNCE  
24



CARL HAGELIN  
62



PATRIC HORNQVIST  
72



PHIL KESSEL  
81




TOM KUHNHACKL  
34




CHRIS KUNITZ  
14




KRIS LETANG  
58



OLLI MAATTA  
3




EVGENI MALKIN  
71




MATT MURRAY  
30




STEVE OLESKY  
61



STUART PERCY  
10




KEVIN PORTER  
11



DERRICK POULIOT  
51




CHAD RUHWEDDEL  
2




BRYAN RUST  
17



JUSTIN SCHULTZ  
4




TOM SESTITO  
25



CONOR SHEARY  
43



DOMINIK SIMON  
49



OSKAR SUNDQVIST  
40



DAVID WARSOFSKY  
5



GARRETT WILSON  
19



SCOTT WILSON  
23

# JOSH ARCHIBALD

**RW**

**PRONOUNCED** AHR-chih-bawld, JAWSH

**SIGNED** Through 2016-17 Season

**DOB** 10/6/92 **BIRTHPLACE** Regina, SK

# 45

<b>SHOOTS</b> Right	<b>HT</b> 5-10	<b>WT</b> 176
------------------------	-------------------	------------------

**ACQUIRED**  
Drafted by Penguins in the 6th round (174th overall) of the 2011 NHL Draft.

## PRO LIVING

Played 2-plus seasons with Wilkes-Barre/Scranton of the American Hockey League after transitioning to pro game in 2014. Has appeared in over 100 games for WBS.

## UNO

Played 3 seasons of college hockey with the University of Nebraska-Omaha (UNO) of the National Collegiate

Hockey Conference. Finished college career with 58 goals and 94 points in 112 games.

## HOBNEY

Was a finalist for the Hobey Baker Award as the top NCAA college hockey player and was an NCAA First-Team All-American in 2013-14.

# 29

Goals in 2013-14 with Nebraska-Omaha were the 3rd-most in the entire nation, while his 43 points led the NCHC.

## ACE

Was a member of Pittsburgh's 2016 playoff practice squad known as the 'Black Aces'.

## POY

Named 2014 NCHC Player of the Year, Forward of the Year and All-Conference First-Team. Named Nebraska-Omaha Athletics' Male Athlete of the Year.

## USA! USA!

Represented the United States at the 2012 World Junior Championship in Alberta.

## DEBUT

Made his NHL debut March 5, 2016 vs. Calgary. Saw 5:02 minutes of action. Was 1 of 7 Pens to make their NHL debut in the 2015-16 season.

## FAMILY TIES

His father, Jim, was drafted by Minnesota in the 7th round (139th overall) of the 1981 NHL Draft and appeared in 16 games for the North Stars.

## CAREER HIGHS

**0** GOALS IN A GAME  
LAST: N/A

**0** ASSISTS IN A GAME  
LAST: N/A

**0** POINTS IN A GAME  
LAST: N/A

SHOTS ON GOAL

**0**

LAST: N/A

PENALTY MINUTES

**0**

LAST: N/A



# CAREER STATISTICS

YEAR	TEAM	LEAGUE	REGULAR SEASON										PLAYOFFS				
			GP	G	A	PTS	PIM	+/-	PP	SH	GW	S	GP	G	A	PTS	PIM
<b>2009-10</b>	Brainerd	USHS	25	20	30	50	72	--	--	--	--	--	2	2	5	7	2
<b>2010-11</b>	Team North	UMHSEL	21	8	7	15	49	--	--	--	--	--	3	0	2	2	6
	Brainerd	USHS	25	27	46	73	40	--	--	--	--	--	2	3	2	5	0
<b>2011-12</b>	Nebraska-Omaha	NCHC	36	10	5	15	33	3	1	0	0	62	--	--	--	--	--
	United States	WJC	6	0	2	2	6	-2	0	0	0	--	--	--	--	--	--
<b>2012-13</b>	Nebraska-Omaha	NCHC	39	19	17	36	34	18	3	1	1	96	--	--	--	--	--
<b>2013-14</b>	Nebraska-Omaha	NCHC	37	29	14	43	62	2	8	0	6	127	--	--	--	--	--
	Wilkes-Barre	AHL	7	1	0	1	13	0	0	0	0	10	2	1	0	1	0
<b>2014-15</b>	Wilkes-Barre	AHL	45	5	8	13	24	-1	2	0	--	75	3	0	1	1	0
	Wheeling	ECHL	9	7	4	11	4	4	0	0	--	43	--	--	--	--	--
<b>2015-16</b>	<b>PITTSBURGH</b>	<b>NHL</b>	<b>1</b>	<b>0</b>	<b>0</b>	<b>0</b>	<b>0</b>	<b>0</b>	<b>0</b>	<b>0</b>	<b>0</b>	<b>0</b>	--	--	--	--	--
	Wilkes-Barre	AHL	69	9	9	18	75	1	0	0	1	115	10	1	0	1	10
<b>PIT/NHL TOTALS</b>			<b>1</b>	<b>0</b>	<b>0</b>	<b>0</b>	<b>0</b>	<b>0</b>	<b>0</b>	<b>0</b>	<b>0</b>	<b>0</b>	--	--	--	--	--

**0** GOAL STREAK  
LAST: N/A

**0** ASSIST STREAK  
LAST: N/A

**0** POINT STREAK  
LAST: N/A

# NICK BONINO

C

**PRONOUNCED** boh-NEE-noh, NIHK

**SIGNED** Through 2016-17 Season

**DOB** 4/20/88 **BIRTHPLACE** Hartford, CT

# 13

SHOOTS	HT	WT
Left	6-1	196

**ACQUIRED**  
From Vancouver with Adam Clendening and 2016 2nd-round pick for Brandon Sutter and 2016 3rd-round pick on July 28, 2015.

## FINISHER

Scored the series-winning overtime goal in Game 6 of Second Round series against Washington to lift the Pens into the Eastern Conference Final in 2016. Also scored game-winning goal in Game 1 of Stanley Cup Final vs. San Jose.

## HELPERS

Led the Pens with 14 assists during the Pens' 2016 Stanley Cup championship run. Posted a 5-game assist streak (6) from April 21-May 2.

## SPECIALIST

Featured on his team's special teams units in each of last 4 seasons, including averaging a career-high 2:19 of shorthanded ice time in 2015-16 with Pittsburgh. Scored 1st career shorthanded goal on March 29, 2016 vs. Buffalo. In 2013-14 with Anaheim, Bonino scored 7 power-play goals and averaged 2:52 of power-play minutes.

## #WINNING

Ranked 3rd among Pens players with a 50.4 faceoff winning percentage. Went 14-for-16 on Oct. 24, 2015 at Nashville. Won season-high 16 draws (16-10) on Nov. 4, 2015 at Vancouver.



# 6th

Round pick (173rd overall) in the 2007 NHL Draft by San Jose.

# 22

Career-high goals in 2013-14 season with Anaheim.

# 5

Single-game career-high point total posted on March 26, 2016 at Detroit, after collecting 1 goal and 4 assists. Bonino's 4 assists also set a single-game career high.

## NCAA CHAMP

Won the 2009 NCAA National Championship with Boston University with a number of current NHLers, including Kevin Shattenkirk, Eric Gryba, Brian Strait and Penguins teammate David Warsofsky. Named to Frozen Four All-Tournament Team. Played 3 seasons of collegiate hockey at BU, totaling 45 goals, 72 assists and 117 points in 116 games.

## BRONZE

Won a bronze medal with Team USA at the 2015 World Championship, posting 2 goals and 2 assists for 4 points in 10 tournament games.

## CAREER HIGHS

**3** GOALS IN A GAME  
LAST: (1 time), 02.02.13 vs. LAK

**4** ASSISTS IN A GAME  
LAST: (1 time), 03.26.16 at DET

**5** POINTS IN A GAME  
LAST: (1 time), 03.26.16 at DET (1G-4A)

SHOTS ON GOAL

# 7

LAST: (1 time), 03.05.14 vs. MTL

PENALTY MINUTES

# 5

LAST: (1 time), 12.14.15 vs. WAS

# CAREER STATISTICS

YEAR	TEAM	LEAGUE	REGULAR SEASON										PLAYOFFS				
			GP	G	A	PTS	PIM	+/-	PP	SH	GW	S	GP	G	A	PTS	PIM
2003-04	Farmington	HS-CT	24	44	23	67	10	--	--	--	--	--	--	--	--	--	--
2004-05	Farmington	HS-CT	24	68	23	91	12	--	--	--	--	--	--	--	--	--	--
2005-06	Avon Old Farms	HS-CT	25	26	30	56	10	--	--	--	--	--	--	--	--	--	
2006-07	Avon Old Farms	HS-CT	26	24	42	66	14	--	--	--	--	--	--	--	--	--	
2007-08	Boston U	H-East	39	16	13	29	10	--	--	--	--	--	--	--	--	--	
2008-09	Boston U	H-East	44	18	32	50	30	--	--	--	--	--	--	--	--	--	
2009-10	Boston U	H-East	33	11	27	38	12	--	--	--	--	--	--	--	--	--	
	Anaheim	NHL	9	1	1	2	6	0	1	0	0	14	--	--	--	--	
2010-11	Anaheim	NHL	26	0	0	0	4	-3	0	0	0	23	4	0	0	0	2
	Syracuse	AHL	50	12	33	45	32	10	4	1	1	121	--	--	--	--	
2011-12	Anaheim	NHL	50	5	13	18	8	1	0	0	0	63	--	--	--	--	
	Syracuse	AHL	19	6	16	22	2	0	0	0	2	47	--	--	--	--	
2012-13	Anaheim	NHL	27	5	8	13	8	-3	1	0	0	37	7	3	1	4	4
	Neumarkt	Italy-2	19	26	26	52	14	--	--	--	--	--	--	--	--	--	
2013-14	Anaheim	NHL	77	22	27	49	22	14	7	0	2	159	13	4	4	8	8
2014-15	Vancouver	NHL	75	15	24	39	22	7	1	0	6	149	6	1	2	3	4
2015-16	PITTSBURGH	NHL	63	9	20	29	31	13	2	1	0	97	24	4	14	18	12
<b>NHL TOTALS</b>			<b>327</b>	<b>57</b>	<b>93</b>	<b>150</b>	<b>101</b>	<b>29</b>	<b>12</b>	<b>1</b>	<b>8</b>	<b>542</b>	<b>54</b>	<b>12</b>	<b>21</b>	<b>33</b>	<b>30</b>
<b>PITTSBURGH TOTALS</b>			<b>63</b>	<b>9</b>	<b>20</b>	<b>29</b>	<b>31</b>	<b>13</b>	<b>2</b>	<b>1</b>	<b>0</b>	<b>97</b>	<b>24</b>	<b>4</b>	<b>14</b>	<b>18</b>	<b>12</b>

## HAT TRICKS



LAST: 02.02.13 vs. LAK [3G]

## 2

### GOAL STREAK

LAST: 03.28.15-03.30.15 [2]



## 4

### ASSIST STREAK

LAST: 12.31.13-01.07.14 [4]



## 4

### POINT STREAK

LAST: 12.31.13-01.07.14 [3G-4A]



# IAN COLE

D

**PRONOUNCED** KOHL, EE-an

**SIGNED** Through 2017-18 Season

**DOB** 2/21/89

**BIRTHPLACE** Ann Arbor, MI

# 28

<b>SHOOTS</b>	<b>HT</b>	<b>WT</b>
Left	6-1	219

**ACQUIRED**  
From St. Louis for Robert Bortuzzo and a 2016 7th-round pick on Mar. 2, 2015.



## CLUTCH

Scored the biggest goal of his career in Game 4 of the Stanley Cup Final against San Jose en route to a 3-1 victory and 3-1 series lead for Pittsburgh. The goal was his 1st career postseason tally, and his only goal of the entire 2015-16 campaign.

## RED, WHITE & BLUE

Represented the United States at the 2008 and '09 World Junior Championships. Won silver medal and was named 1 of Team USA's Top 3 players at the 2007 World Under-18 Championship. Spent 2 seasons with the United States National Development Team Program (USNTDP), which is based in his hometown of Ann Arbor, Mich., from 2005-07.

## FIGHTING IRISH

Played 3 seasons of college hockey at Notre Dame from 2007-10. Helped the Irish to its 1st-ever Frozen Four and title game in school history as a freshman in 2008. Selected as NCAA West First Team All-American, becoming 1st Notre Dame All-American defenseman since 1999 (Benoit Cotnoir) in junior season. Also named First Team All-CCHA and selected to CCHA All-Tournament Team. Totaled 65 points (17G-48A) in 111 career games for the Irish.

# 5

Game point/assist streak set in 2014-15 season while with the Penguins. Totaled 6 helpers over the course of 5 games from March 29 to April 7.



# 1st

Round pick in the 2007 NHL Draft - 18th overall by St. Louis.

## UNDER THE LIGHTS

Was introduced to the game of hockey at a young age when his father, Doug, built an outdoor rink in the backyard of their family home in Ann Arbor, Michigan. Grew up a fan of the Detroit Red Wings, and their back-to-back Stanley Cup titles in 1996 and '97 influenced Cole's desire to play in the NHL.

## CAREER HIGHS

- 1** GOALS IN A GAME  
LAST: (10 times), 03.26.15 at CAR
- 2** ASSISTS IN A GAME  
LAST: (5 times), 03.17.16 vs. CAR
- 2** POINTS IN A GAME  
LAST: (8 times), 03.17.16 vs. CAR (2A)

SHOTS ON GOAL

# 5

LAST: (2 times), 03.15.15 vs. DET

PENALTY MINUTES

# 9

LAST: (2 times), 04.02.16 at NYI



# CAREER STATISTICS

YEAR	TEAM	LEAGUE	REGULAR SEASON										PLAYOFFS					
			GP	G	A	PTS	PIM	+/-	PP	SH	GW	S	GP	G	A	PTS	PIM	
2005-06	USNTDP	U17	18	2	1	3	14	--	--	--	--	--	--	--	--	--	--	--
	USNTDP	NAHL	40	2	8	10	75	--	0	0	0	--	12	0	3	3	14	
2006-07	USNTDP	U18	42	6	11	17	36	--	--	--	--	--	--	--	--	--	--	--
	USNTDP	NAHL	16	2	7	9	28	--	1	0	0	--	--	--	--	--	--	--
	United States	WJ-18	7	4	1	5	6	--	--	--	--	--	--	--	--	--	--	--
2007-08	Notre Dame	CCHA	43	8	12	20	40	--	--	--	--	--	--	--	--	--	--	--
	United States	WJC	6	0	0	0	6	--	--	--	--	--	--	--	--	--	--	--
2008-09	Notre Dame	CCHA	38	6	20	26	58	--	--	--	--	--	--	--	--	--	--	--
	United States	WJC	6	2	2	4	4	--	--	--	--	--	--	--	--	--	--	--
2009-10	Notre Dame	CCHA	30	3	16	19	55	--	--	--	--	--	--	--	--	--	--	--
	Peoria	AHL	9	1	4	5	4	2	0	0	0	--	--	--	--	--	--	--
2010-11	St. Louis	NHL	26	1	3	4	35	6	0	0	0	22	--	--	--	--	--	--
	Peoria	AHL	44	5	10	15	63	2	1	0	0	67	--	--	--	--	--	--
2011-12	St. Louis	NHL	26	1	5	6	22	7	0	0	0	18	2	0	0	0	0	0
	Peoria	AHL	22	1	3	4	26	-8	0	0	0	23	--	--	--	--	--	--
2012-13	St. Louis	NHL	15	0	1	1	10	-4	0	0	0	10	--	--	--	--	--	--
	Peoria	AHL	34	3	11	14	43	-9	1	0	0	46	--	--	--	--	--	--
2013-14	St. Louis	NHL	46	3	8	11	31	15	0	0	0	45	--	--	--	--	--	--
2014-15	St. Louis	NHL	54	4	5	9	44	16	0	0	0	52	--	--	--	--	--	--
	PITTSBURGH	NHL	20	1	7	8	7	-2	0	0	0	31	5	0	2	2	8	
2015-16	PITTSBURGH	NHL	70	0	12	12	59	-3	0	0	0	72	24	1	2	3	14	
<b>NHL TOTALS</b>			<b>257</b>	<b>10</b>	<b>41</b>	<b>51</b>	<b>208</b>	<b>35</b>	<b>0</b>	<b>0</b>	<b>0</b>	<b>250</b>	<b>31</b>	<b>1</b>	<b>4</b>	<b>5</b>	<b>22</b>	
<b>PITTSBURGH TOTALS</b>			<b>90</b>	<b>1</b>	<b>19</b>	<b>20</b>	<b>66</b>	<b>-5</b>	<b>0</b>	<b>0</b>	<b>0</b>	<b>103</b>	<b>29</b>	<b>1</b>	<b>4</b>	<b>5</b>	<b>22</b>	

**0** GOAL STREAK  
LAST: N/A

**5** ASSIST STREAK  
LAST: 03.29.15-04.07.15 (6)

**5** POINT STREAK  
LAST: 03.29.15-04.07.15 (6A)



# SIDNEY CROSBY

C

**PRONOUNCED** KRAWZ-bee, SIHD-nee

**SIGNED** Through 2024-25 Season

**DOB** 8/7/87

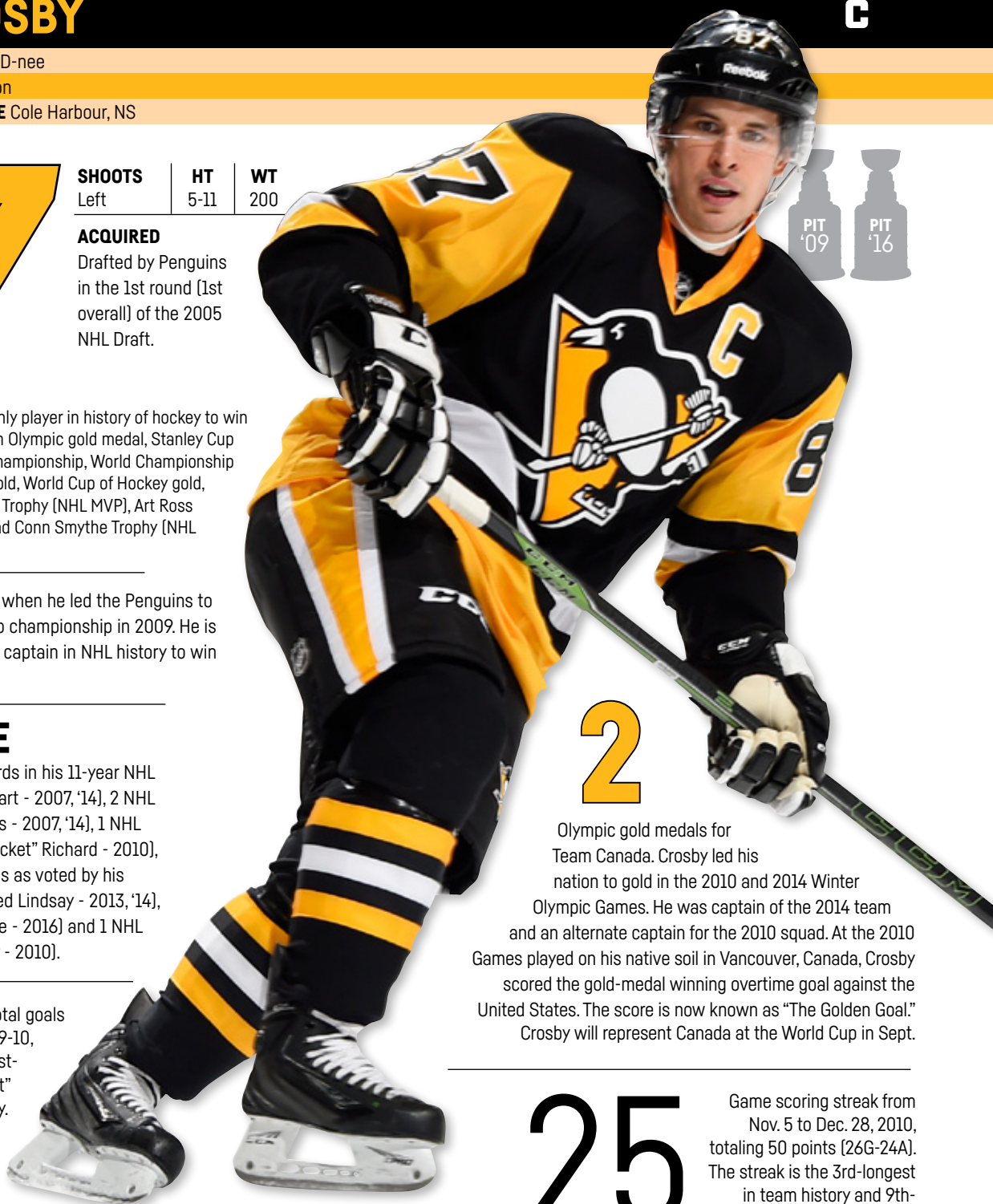
**BIRTHPLACE** Cole Harbour, NS

# 87

<b>SHOOTS</b> Left	<b>HT</b> 5-11	<b>WT</b> 200
-----------------------	-------------------	------------------

**ACQUIRED**

Drafted by Penguins in the 1st round (1st overall) of the 2005 NHL Draft.



## ELITE

Only player in history of hockey to win an Olympic gold medal, Stanley Cup championship, World Championship gold, World Cup of Hockey gold, World Jr. Championship gold, Hart Trophy (NHL MVP), Art Ross Trophy (NHL scoring champion) and Conn Smythe Trophy (NHL playoff MVP).

# 21

Crosby's age when he led the Penguins to a Stanley Cup championship in 2009. He is the youngest captain in NHL history to win a Cup.

## TROPHY CASE

Has won 10 individual NHL awards in his 11-year NHL career. That includes 2 MVPs (Hart - 2007, '14), 2 NHL scoring championships (Art Ross - 2007, '14), 1 NHL goal-scoring championship ("Rocket" Richard - 2010), 3 NHL outstanding player awards as voted by his peers (Lester Pearson - 2007; Ted Lindsay - 2013, '14), 1 NHL playoff MVP (Conn Smythe - 2016) and 1 NHL leadership award (Mark Messier - 2010).

# 2

Olympic gold medals for Team Canada. Crosby led his nation to gold in the 2010 and 2014 Winter Olympic Games. He was captain of the 2014 team and an alternate captain for the 2010 squad. At the 2010 Games played on his native soil in Vancouver, Canada, Crosby scored the gold-medal winning overtime goal against the United States. The score is now known as "The Golden Goal." Crosby will represent Canada at the World Cup in Sept.

# 51

Career-high total goals scored in 2009-10, earning his first-career "Rocket" Richard Trophy.

# 3RD

Rank on the franchise's all-time scoring list with 938 points, behind only Mario Lemieux (1,723) and Jaromir Jagr (1,079).

# 677

Games played to reach 900 career points, the 11th-fastest player in NHL history to reach the mark.

# 25

Game scoring streak from Nov. 5 to Dec. 28, 2010, totaling 50 points (26G-24A). The streak is the 3rd-longest in team history and 9th-longest in NHL history. Crosby became the 5th player in NHL history to average a goal-per-game in a streak of 25 games or more (Wayne Gretzky, Brett Hull, Steve Yzerman and Bryan Trottier).

## CAREER HIGHS

**3** GOALS IN A GAME  
LAST: (9 times), 02.02.16 vs. OTT

**5** ASSISTS IN A GAME  
LAST: (3 times), 11.08.14 at BUF

**6** POINTS IN A GAME  
LAST: (2 times), 01.19.10 vs. NYI (2G-4A)

SHOTS ON GOAL

# 9

LAST: (7 times), 11.25.15 vs. STL

PENALTY MINUTES

# 21

LAST: (1 time), 01.03.09 vs. FLA

# CAREER STATISTICS

YEAR	TEAM	LEAGUE	REGULAR SEASON										PLAYOFFS					
			GP	G	A	PTS	PIM	+/-	PP	SH	GW	S	GP	G	A	PTS	PIM	
2002-03	Shattuck	USHS	57	72	90	162	--	--	--	--	--	--	--	--	--	--	--	--
2003-04	Rimouski	QMJHL	59	54	81	135	74	--	--	--	--	--	9	7	9	16	10	
	Canada	WJC	6	2	3	5	4	--	--	--	--	--	--	--	--	--	--	
2004-05	Rimouski	QMJHL	62	66	102	168	84	--	--	--	--	--	13	14	17	31	16	
	Rimouski	M-Cup	--	--	--	--	--	--	--	--	--	--	5	6	5	11	6	
	Canada	WJC	6	6	3	9	4	--	--	--	--	--	--	--	--	--	--	
2005-06	PITTSBURGH	NHL	81	39	63	102	110	-1	16	0	5	278	--	--	--	--	--	
	Canada	WC	9	8	8	16	10	7	2	0	1	25	--	--	--	--	--	
2006-07	PITTSBURGH	NHL	79	36	84	120*	60	10	13	0	4	250	5	3	2	5	4	
2007-08	PITTSBURGH	NHL	53	24	48	72	39	18	6	0	4	173	20	6	21*	27*	12	
2008-09	PITTSBURGH	NHL	77	33	70	103	76	3	7	0	3	238	24	15*	16	31	14	
2009-10	PITTSBURGH	NHL	81	51*	58	109	71	15	13	2	6	298	13	6	13	19	6	
	Canada	Olympics	7	4	3	7	4	2	1	0	2	28	--	--	--	--	--	
2010-11	PITTSBURGH	NHL	41	32	34	66	31	20	10	1	3	161	--	--	--	--	--	
2011-12	PITTSBURGH	NHL	22	8	29	37	14	15	2	0	3	75	6	3	5	8	9	
2012-13	PITTSBURGH	NHL	36	15	41	56	16	26	3	0	1	124	14	7	8	15	8	
2013-14	PITTSBURGH	NHL	80	36	68*	104*	46	18	11	0	5	259	13	1	8	9	4	
	Canada	Olympics	6	1	2	3	0	4	0	0	0	11	--	--	--	--	--	
2014-15	PITTSBURGH	NHL	77	28	56	84	47	5	10	0	3	237	5	2	2	4	0	
	Canada	WC	9	4	7	11	2	1	1	0	1	22	--	--	--	--	--	
2015-16	PITTSBURGH	NHL	80	36	49	85	42	19	10	0	9	248	24	6	13	19	4	
2016-17	Canada	WCH	6	3	7	10	8	0	0	0	1	21	--	--	--	--	--	
<b>PIT/NHL TOTALS</b>			<b>707</b>	<b>338</b>	<b>600</b>	<b>938</b>	<b>552</b>	<b>148</b>	<b>101</b>	<b>3</b>	<b>46</b>	<b>2341</b>	<b>124</b>	<b>49</b>	<b>88</b>	<b>137</b>	<b>61</b>	

**7**  
Times representing Hockey Canada in international play – 2 Winter Olympic Games (2010, '14), 2 World Championships (2006, '15), 2 World Junior Championships (2004, '05) and 1 World Cup ('16). Won gold medals in the 2010 and '14 Olympics, the '15 World Championship, the '05 World Junior Championship and '16 World Cup. Also won silver at the '04 WJC.

**6**  
Time Penguins Team MVP (2005-06, '06-07, '09-10, '12-13, '13-14, '15-16).

**ESPY**  
Won the ESPY award for Best NHL Player 4 years in a row (2007-10) and 6 overall (2013, '14).

**SHATTUCK**  
Attended the illustrious hockey program at Shattuck St. Mary's in Faribault, Minnesota in 2002-03. Other notable players that attended the school include Zach Parise, Jonathan Toews, Drew Stafford and Jack Johnson.

**6**  
Times during the 2009 postseason that Crosby scored the game's 1st goal. The feat tied an NHL record and helped the Penguins win a Stanley Cup title.

**QMJHL TITLE**  
Crosby played 2 seasons for Rimouski of the Quebec Major Junior Hockey League. In 2005 he led his club to a QMJHL championship and a berth in the Memorial Cup. Led the QMJHL in playoff scoring with 31 points (14G-17A) in 13 games. Added 11 points (5G-6A) in 5 games during the Memorial Cup.

**120** \*NHL LEADER  
Career-high point total in 2006-07 season, Crosby's 2nd in the NHL. He won the trifecta of NHL awards that year: NHL scoring title (Art Ross); NHL MVP (Hart); and NHL outstanding player as voted by his peers (Lester Pearson). At just 19 years, 241 days, he became the youngest scoring champion in team sports history. He was also the youngest winner of the Ted Lindsay award and 2nd youngest to win the Hart (Wayne Gretzky).

**2.51** Average points per game while playing for Rimouski, the 2nd-highest average in CHL history (Mario Lemieux, 2.81).

**HAT TRICKS**

LAST: 02.02.16 vs. OTT (3G)

**7 GOAL STREAK**  
LAST: 01.21.16-02.08.16 (10)

**9 ASSIST STREAK**  
LAST: 12.20.07-01.08.08 (13)

**25 POINT STREAK**  
LAST: 11.05.10-12.28.10 (26G-24A)

## MASTERTON AWARD

Named by the Pittsburgh Chapter of Professional Hockey Writers Association as the 2013 Bill Masterton Memorial Trophy nominee – given to the player that best exemplifies the qualities of perseverance, sportsmanship and dedication to the game of hockey – after returning to his elite form following 2 seasons plagued with a concussion and neck injuries.

## MILESTONE HAT TRICK

Achieved 3 separate career milestones in a single game on Oct. 18, 2008 vs. Toronto. He recorded his 100th goal, 200th assist and 300th point.

## OH CAPTAIN

Was named the Penguins captain on May 31, 2007 to become the youngest captain in NHL history at 19 years, 297 days old (since surpassed by Colorado's Gabriel Landeskog and Edmonton's Connor McDavid).

**12** Year contract extension signed by Crosby on June 28, 2012 that runs through the 2024-25 season. The deal totals \$104.4 million with an average annual value of \$8.7 million.

## ALL-STAR STATUS

Has been named an NHL All-Star on 4 occasions (2006-07, '07-08, '10-11, '14-15). Also was named a 1st Team NHL All-Star 4 times (2006-07, '12-13, '13-14, '15-16) and 2nd Team All-Star once (2009-10).

## WELCOME BACK SID

Missed 61 consecutive games between 2010-11 and '11-12 seasons due to a concussion and neck injury. He returned to the lineup on Nov. 21, 2011 against the NY Islanders, scoring 2 goals, including the game-winner, and 4 points. The crowd was littered with fans holding signs that read "Welcome Back Sid."

## 26TH

Player to join the Triple Gold Club (winning a Stanley Cup, 2009 and '16; Olympic gold medal, 2010 and '14; and World Championship, 2015). Only member of the Triple Gold Club to have captained all three teams to their respective titles.

## 102

Points scored in rookie season of 2005-06. The total surpassed Mario Lemieux's team rookie record of 100 points (1984-85). Crosby is the youngest player in NHL history (18 years old) to reach 100 points.

## 2

Times named Canadian Hockey Player of the Year while also winning the CHL scoring title (2004, '05).

## CALLING HIS SHOT

Crosby's favorite sport other than hockey is baseball. He played in his youth and it showed in 2010. During batting practice at PNC Park, home of the MLB's Pittsburgh Pirates, Crosby showed perfect form when hitting a home run over the right field seats.

## 32,66

Goals and points totaled in the first 41 games of the 2010-11 season. Crosby missed the rest of the season due to a concussion. Was on pace to set career highs with 64 goals and 132 points.



# CROSBY

## SIDNEY

NHL ALL-STAR



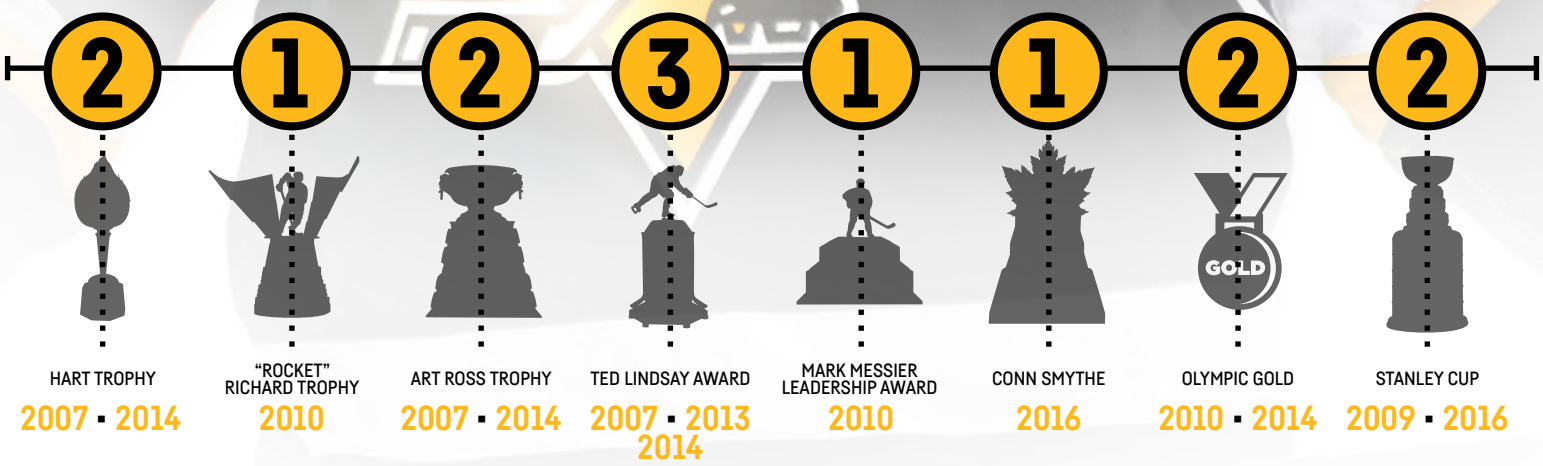
# 6

Time Team MVP

**YOUNGEST**  
In Team History

**YOUNGEST**  
Captain to Win the Stanley Cup

**DRAFTED NO. 1** OVERALL IN 2005



# MATT CULLEN

C

**PRONOUNCED** KUH-lehn, MAT

**SIGNED** Through 2016-17 Season

**DOB** 11/2/76 **BIRTHPLACE** Virginia, MN

# 7

SHOOTS	HT	WT
Left	6-1	200

**ACQUIRED**

Signed as a free agent on August 6, 2015.



# 1,294

Career NHL games played with Anaheim, Florida, Carolina, NY Rangers, Minnesota, Nashville and Pittsburgh. Ranks 6th among active players. Appeared in all 82 contests in 2015-16 at the age of 39.

# 600

Recorded his 600th point with a goal in Nashville's final home regular-season game during the 2013-14 season vs. Chicago.

# 49

Career-high point totals posted by Cullen in 2005-06 and 2007-08, both with Carolina. Cullen posted career bests in goals in '05-06 (25) and assists in '07-08 (36).

# 10

Or more goals scored in 14 of his 18 career NHL seasons. His 16 for Pens in 2015-16 were most since scoring 22 for Carolina in 2008-09.

## PLAYOFF PUSH

Ranked 6th among all players in scoring in the 2005-06 playoffs, totaling 18 points (4G-14A) in 25 games. The 18 points ranked tied for 3rd (Rod Brind'Amour) on the team.

## DOT-TO-DOT

Won over 50 percent of his faceoffs in 12-straight seasons, including a team-leading 55.7 for Pens in 2015-16. Holds a 52.7-career percentage.

# USA

Has appeared for the United States on the international stage a number of times, including winning a bronze medal at 2006 Olympics, 4 World Championship appearances between 1998 and 2004 and the 1996 World Junior Championship.

## 'SOTA

Virginia, Minnesota native played 2 years of college hockey at St. Cloud State, earning WCHA All-Rookie honors in 1995-96 and WCHA Second All-Star Team honors in 1996-97.

# 2

Both of Cullen's goals in Pittsburgh's opening-round series win over the NY Rangers in 2016 were game-winning goals, doubling his career postseason total for game winners to 4.

## CAREER HIGHS

### 3

**GOALS IN A GAME**

LAST: (1 time), 02.22.09 vs. COL



### 4

**ASSISTS IN A GAME**

LAST: (1 time), 12.15.02 vs. PIT



### 4

**POINTS IN A GAME**

LAST: (4 times), 03.21.14 at CGY (1G-3A)



**SHOTS ON GOAL**

# 9

LAST: (2 times), 11.03.11 vs. VAN

**PENALTY MINUTES**

# 6

LAST: (2 times), 03.08.03 vs. BUF



# CAREER STATISTICS

YEAR	TEAM	LEAGUE	REGULAR SEASON										PLAYOFFS				
			GP	G	A	PTS	PIM	+/-	PP	SH	GW	S	GP	G	A	PTS	PIM
1995-96	St. Cloud State	WCHA	39	12	29	41	28	--	--	--	--	--	--	--	--	--	--
	United States	WJC	6	3	1	4	0	--	--	--	--	--	--	--	--	--	--
1996-97	St. Cloud State	WCHA	36	15	30	45	70	--	--	--	--	--	--	--	--	--	--
	Baltimore	AHL	6	3	3	6	7	--	--	--	--	--	3	0	2	2	0
1997-98	Anaheim	NHL	61	6	21	27	23	-4	2	0	0	75	--	--	--	--	--
	Cincinnati	AHL	18	15	12	27	2	12	3	1	2	48	--	--	--	--	--
	United States	WC	6	2	1	3	--	--	--	--	--	--	--	--	--	--	--
1998-99	Anaheim	NHL	75	11	14	25	47	-12	5	1	1	112	4	0	0	0	0
	Cincinnati	AHL	3	1	2	3	8	1	0	0	0	8	--	--	--	--	--
	United States	WC	6	1	6	7	4	--	0	0	0	12	--	--	--	--	--
1999-00	Anaheim	NHL	80	13	26	39	24	5	1	0	1	137	--	--	--	--	--
2000-01	Anaheim	NHL	82	10	30	40	38	-23	4	0	1	159	--	--	--	--	--
2001-02	Anaheim	NHL	79	18	30	48	24	-1	3	1	4	164	--	--	--	--	--
2002-03	Anaheim	NHL	50	7	14	21	12	-4	1	0	1	77	--	--	--	--	--
	Florida	NHL	30	6	6	12	22	-4	2	1	1	54	--	--	--	--	--
	United States	WC	6	1	1	2	2	--	--	--	--	--	--	--	--	--	--
2003-04	Florida	NHL	56	6	13	19	24	-2	1	0	2	75	--	--	--	--	--
	United States	WC	9	2	4	6	4	--	--	--	--	--	--	--	--	--	--
2004-05	SG Cortina	Italy	36	27	33	60	64	--	--	--	--	--	18	8	14	22	32
2005-06	Carolina	NHL	78	25	24	49	40	4	8	0	5	214	25	4	14	18	12
	United States	OLY	--	--	--	--	--	--	--	--	--	--	--	--	--	--	--
2006-07	NY Rangers	NHL	80	16	25	41	52	0	2	3	2	217	10	1	3	4	6
2007-08	Carolina	NHL	59	13	36	49	32	2	8	0	1	137	--	--	--	--	--
2008-09	Carolina	NHL	69	22	21	43	20	11	4	2	2	139	18	3	3	6	14
2009-10	Carolina	NHL	60	12	28	40	26	0	1	2	1	137	--	--	--	--	--
	Ottawa	NHL	21	4	4	8	8	-7	1	0	1	58	6	3	5	8	0
2010-11	Minnesota	NHL	78	12	27	39	34	-14	5	4	2	150	--	--	--	--	--
2011-12	Minnesota	NHL	73	14	21	35	24	-10	4	0	0	164	--	--	--	--	--
2012-13	Minnesota	NHL	42	7	20	27	10	9	0	0	0	79	5	0	3	3	2
2013-14	Nashville	NHL	77	10	29	39	32	4	1	0	2	134	--	--	--	--	--
2014-15	Nashville	NHL	62	7	18	25	16	8	0	0	1	90	6	1	1	2	4
2015-16	PITTSBURGH	NHL	82	16	16	32	20	5	0	3	4	118	24	4	2	6	8
<b>NHL TOTALS</b>			<b>1294</b>	<b>235</b>	<b>423</b>	<b>658</b>	<b>528</b>	<b>-33</b>	<b>53</b>	<b>17</b>	<b>32</b>	<b>2490</b>	<b>98</b>	<b>16</b>	<b>31</b>	<b>47</b>	<b>46</b>
<b>PITTSBURGH TOTALS</b>			<b>82</b>	<b>16</b>	<b>16</b>	<b>32</b>	<b>20</b>	<b>5</b>	<b>0</b>	<b>3</b>	<b>4</b>	<b>118</b>	<b>24</b>	<b>4</b>	<b>2</b>	<b>6</b>	<b>8</b>

## HAT TRICKS



LAST: 02.22.09 vs. COL (3G)

4

GOAL STREAK

LAST: 10.22.05-10.28.05 (5)



8

ASSIST STREAK

LAST: 10.22.07-11.8.07 (11)



8

POINT STREAK

LAST: 10.22.07-11.8.07 (16-11A)



# TREVOR DALEY

D

**PRONOUNCED** DAY-lee, TREH-vuhr

**SIGNED** Through 2016-17 Season

**DOB** 10/9/83 **BIRTHPLACE** Toronto, ON

# 6

SHOOTS	HT	WT
Left	5-11	195

**ACQUIRED**

From Chicago for Rob Scuderi on Dec. 14, 2015.

# 800th

Career game played on Jan. 17, 2016 vs. Carolina. Scored a goal in the contest.



# 12

Years of NHL experience with Dallas, Chicago and Pittsburgh. Has appeared in 838 career NHL games.

# 756

Career games played with Dallas, ranking 8th in team history and 4th among defensemen.

## TOP SPOTS

Set career highs in goals (16), assists (22), points (38) and power-play goals (6) in 68 contests in 2014-15 with Dallas.

# 16

Goals scored in 2014-15 season, which ranked 5th in the NHL among defensemen behind only

Oliver Ekman-Larsson (23), Erik Karlsson (21), Dustin Byfuglien (18) and Brent Burns (17).

# 45:51

Career-high minutes played in Game 1 of the opening round playoff series against the Vancouver Canucks on April 11, 2007.

# 2nd

Round pick (43rd overall) by Dallas in the 2002 NHL Draft. Played the opening 11 seasons of his career with Stars.

## STEPPING UP

Took the lead on a defensive corps that was missing Kris Letang and Olli Maatta in Game 4 against Washington in the Second Round of 2016. Logged a team-high 28:41 minutes and added a goal and plus-3 in the Pens' 3-2 victory.

## 0, CANADA

The Toronto native skated for Team Canada at the 2006 World Championship.



## CAREER HIGHS

**2** GOALS IN A GAME  
LAST: (2 times), 10.18.14 vs. PHI

**2** ASSISTS IN A GAME  
LAST: (14 times), 03.31.16 vs. NSH

**3** POINTS IN A GAME  
LAST: (3 times), 03.20.16 vs. WSH (1G-2A)

SHOTS ON GOAL

# 6

LAST: (2 times), 01.15.11 vs. ATL

PENALTY MINUTES

# 22

LAST: (1 time), 03.13.06 vs. VAN



# CAREER STATISTICS

YEAR	TEAM	LEAGUE	REGULAR SEASON										PLAYOFFS				
			GP	G	A	PTS	PIM	+/-	PP	SH	GW	S	GP	G	A	PTS	PIM
1999-00	Sault St. Marie	OHL	54	16	30	46	77	--	--	--	--	--	15	3	7	10	12
2000-01	Sault St. Marie	OHL	58	14	27	41	105	--	--	--	--	--	--	--	--	--	--
2001-02	Sault St. Marie	OHL	47	9	39	48	38	17	2	0	4	--	6	2	2	4	4
2002-03	Sault St. Marie	OHL	57	20	33	53	128	-11	10	1	--	--	1	0	0	0	2
2003-04	Dallas	NHL	27	1	5	6	14	-6	1	0	0	34	1	0	0	0	0
	Utah	AHL	40	8	6	14	76	-22	3	0	2	--	--	--	--	--	
2004-05	Hamilton	AHL	78	7	27	34	109	-4	4	0	--	--	4	0	1	1	2
2005-06	Dallas	NHL	81	3	11	14	87	-2	0	0	1	91	--	--	--	--	--
	Canada	WC	7	0	1	1	10	--	--	--	--	--	--	--	--	--	--
2006-07	Dallas	NHL	74	4	8	12	63	2	0	0	1	68	7	1	0	1	4
2007-08	Dallas	NHL	82	5	19	24	85	-1	0	0	1	87	18	1	0	1	20
2008-09	Dallas	NHL	75	7	18	25	73	2	0	0	2	104	--	--	--	--	--
2009-10	Dallas	NHL	77	6	16	22	25	3	2	0	2	107	--	--	--	--	--
2010-11	Dallas	NHL	82	8	19	27	34	7	2	0	1	131	--	--	--	--	--
2011-12	Dallas	NHL	79	4	21	25	42	3	1	0	2	134	--	--	--	--	--
2012-13	Dallas	NHL	44	4	9	13	14	1	2	0	0	58	--	--	--	--	--
2013-14	Dallas	NHL	67	9	16	25	38	10	1	0	3	107	6	2	3	5	16
2014-15	Dallas	NHL	68	16	22	38	34	-13	6	2	2	113	--	--	--	--	--
2015-16	Chicago	NHL	29	0	6	6	8	1	0	0	0	43	--	--	--	--	--
	PITTSBURGH	NHL	53	6	16	22	26	8	1	0	0	87	15	1	5	6	10
<b>NHL TOTALS</b>			<b>838</b>	<b>73</b>	<b>186</b>	<b>259</b>	<b>543</b>	<b>15</b>	<b>16</b>	<b>2</b>	<b>15</b>	<b>1164</b>	<b>50</b>	<b>5</b>	<b>8</b>	<b>13</b>	<b>50</b>
<b>PITTSBURGH TOTALS</b>			<b>53</b>	<b>6</b>	<b>16</b>	<b>22</b>	<b>26</b>	<b>8</b>	<b>1</b>	<b>0</b>	<b>0</b>	<b>87</b>	<b>15</b>	<b>1</b>	<b>5</b>	<b>6</b>	<b>10</b>

## HANDOFF

Daley was the first player to get the Stanley Cup from Captain Sidney Crosby on the ice at the SAP Center at San Jose following Pittsburgh's Cup-clinching victory in Game 6 of the Stanley Cup Final on June 12, 2016. Daley's mom, Trudy, was battling cancer at the time, and she promised to live long enough to watch Daley skate with the Cup. Crosby was touched by hearing this story and made sure Daley was the first player to get the Cup. Trudy lived for a little over 1 week after the Cup win, and was able to watch Trevor lift the Cup on the ice.

## 3RD

Daley recorded 22 points (6G-16A) in 53 games with Pittsburgh in 2015-16 after being acquired from Chicago. That total ranked 3rd among all NHL players that switched teams midseason.

2

GOAL STREAK

LAST: 12.10.11-12.13.11 (2G)



5

ASSIST STREAK

LAST: 02.21.12-02.29.12 (5A)



5

POINT STREAK

LAST: 02.21.12-02.29.12 (5A)



# BRIAN DUMOULIN

D

**PRONOUNCED** DOO-moh-lihn, BRIGH-uhn

**SIGNED** Through 2016-17 Season

**DOB** 9/6/91

**BIRTHPLACE** Biddeford, ME

# 8

SHOOTS	HT	WT
Left	6-4	207

**ACQUIRED**

From Carolina with Brandon Sutter and a 2012 1st-round draft pick for Jordan Staal on June 22, 2012.

## MAINE MAN

The Biddeford, Maine native became the 1st player ever from the state of Maine to win the Stanley Cup.



## NHL STATUS

Completed 1st full campaign in 2015-16. One of team's most consistent defensemen and was often matched against opposing team's top lines.

Appeared in 8 games for Pittsburgh in 2014-15 season. Scored his 1st NHL goal Dec. 15, 2014 vs. Tampa Bay. Teammate and fellow callup Bryan Rust also scored his 1st career NHL goal in the same game.

# 1st

Recorded 1st career NHL playoff goal in Game 5 vs. Tampa Bay.

## 12.14.13

Appeared in his 1st career NHL game with Pittsburgh at Detroit. Tallied 1st career point (assist) Dec. 16, 2013 vs. Toronto during a 6-game stint with the Penguins.

## CLUTCH

Scored Pens' 1st goal in decisive Stanley Cup-winning Game 6 in San Jose on the power play. Pittsburgh would go on to win 3-1 for its 4th Cup title in team history.

## WIN, REPEAT

2-time NCAA National Champion with Boston College (2010, '12). Selected to the All-Tournament Team during both the 2010 and '12 Frozen Fours.

## LEADING THE WAY

Led all Wilkes-Barre/Scranton defensemen in points with 33 and in assists with 29 in 62 games in 2014-15. Also finished 2nd on team and 4th in entire AHL with a plus-25. Topped all WBS blueliners with 73 games played and 18 assists while ranking 2nd in goals (6) and points (24) during the 2012-13 season.

## BEST OF THE BEST

Finalist for the Hobey Baker Award as the nation's top college hockey player in 2011-12.

## BEST D-MAN

2-time winner of Hockey East's Best Defensive Defenseman Award and Bob Monahan Award as the best defenseman in New England (2010-11, '11-12).

## RED, WHITE AND BLUE

Won a bronze medal with Team USA at the 2011 World Junior Championship in Buffalo, NY.

## CAREER HIGHS

**1** GOALS IN A GAME  
LAST: (1 time), 12.15.14 vs. TBL

**2** ASSISTS IN A GAME  
LAST: (1 time), 12.05.15 at LAK

**2** POINTS IN A GAME  
LAST: (1 time), 12.05.15 at LAK (2A)

SHOTS ON GOAL

# 5

LAST: (1 time), 02.24.16 at BOS

PENALTY MINUTES

# 2

LAST: (10 times), 04.02.16 at NYI



# CAREER STATISTICS

YEAR	TEAM	LEAGUE	REGULAR SEASON										PLAYOFFS				
			GP	G	A	PTS	PIM	+/-	PP	SH	GW	S	GP	G	A	PTS	PIM
2009-10	Boston College	HE	42	1	21	22	16	40	--	--	--	--	--	--	--	--	--
2010-11	Boston College	HE	37	3	30	33	6	23	2	--	--	--	--	--	--	--	
	United States	WJC	6	0	2	2	2	4	--	--	--	--	--	--	--		
2011-12	Boston College	HE	44	7	21	28	26	27	2	--	2	--	--	--	--		
2012-13	Wilkes-Barre	AHL	73	6	18	24	18	-11	4	0	2	93	15	2	6	8	6
2013-14	PITTSBURGH	NHL	6	0	1	1	4	1	0	0	0	3	--	--	--	--	
	Wilkes-Barre	AHL	53	5	16	21	21	2	3	0	0	78	17	3	9	12	22
2014-15	PITTSBURGH	NHL	8	1	0	1	2	0	0	0	0	4	5	0	0	0	0
	Wilkes-Barre	AHL	62	4	29	33	18	25	1	0	0	94	6	0	3	3	0
2015-16	PITTSBURGH	NHL	79	0	16	16	14	11	0	0	0	101	24	2	6	8	2
PIT/NHL TOTALS			93	1	17	18	20	12	0	0	0	108	29	2	6	8	2

**0** GOAL STREAK  
LAST: N/A

**2** ASSIST STREAK  
LAST: 03.13.16-03.15-16 (2)

**2** POINT STREAK  
LAST: 03.13.16-03.15-16 (2A)



# TIM ERIXON

D

**PRONOUNCED** AIR-ihx-uhn, TIHM

**SIGNED** Through 2016-17 Season

**DOB** 2/24/91

**BIRTHPLACE** Port Chester, NY

# 44

<b>SHOOTS</b>	<b>HT</b>	<b>WT</b>
Left	6-2	200

**ACQUIRED**

From Toronto with Phil Kessel, Tyler Biggs and a 2nd-round pick for Kasperii Kapanen, Nick Spaling, Scott Harrington, a 2016 1st-round pick and a 2016 3rd-round pick on July 1, 2015.

# 1st

Round selection of the 2009 NHL Draft (23rd overall) by Calgary.

# +14

Total in 2015-16, his 1st season with Wilkes-Barre/Scranton of the American Hockey League. The +14 led all WBS defensemen with a minimum of 40 games played.

## SWEDISH ELITE

Played 3 full seasons in the Swedish Elite League. Had career highs in points (24) and games played (48) in 2010-11. Spent 6 seasons (2005-11) with Skelleftea at various levels in Sweden.

## NORDIC

Though he was born in Port Chester, New York while his father played for the NY Rangers, is a Swedish native. Represented Sweden in international play on several occasions. Won silver medals at the 2011 World Championships and 2009 World Junior Championships, bronze medals at the 2014 WC and 2010 WJC and gold at the 2007 U-18 Junior World Cup.

## DNA

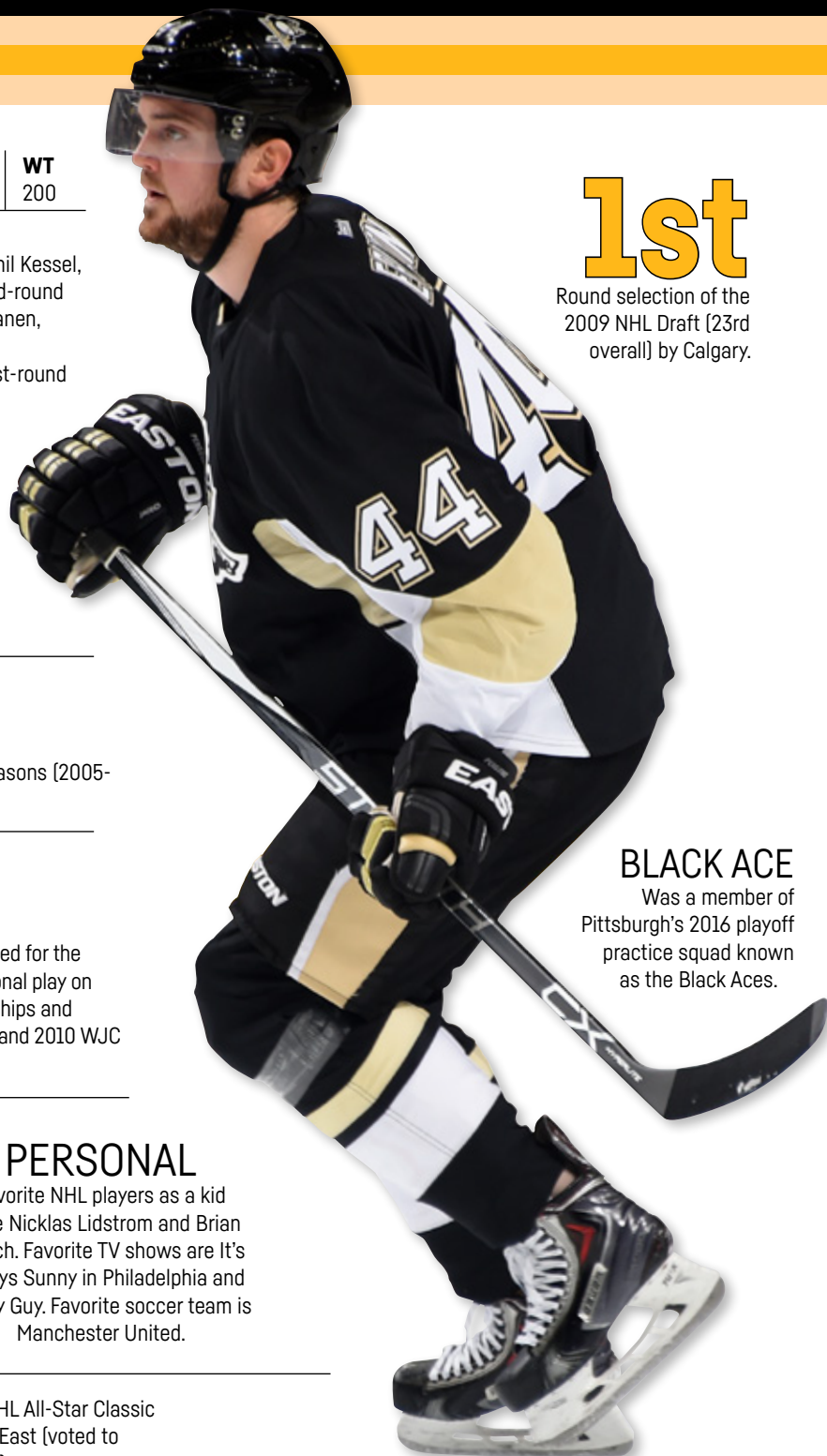
His father, Jan Erixon, played 10 NHL seasons with the New York Rangers from 1983-93. The left wing totaled 57 goals and 216 points in 556 career games.

## PERSONAL

Favorite NHL players as a kid were Nicklas Lidstrom and Brian Leetch. Favorite TV shows are It's Always Sunny in Philadelphia and Family Guy. Favorite soccer team is Manchester United.

## ALL★STAR

Participated in 2013 AHL All-Star Classic as a member of Team East (voted to starting lineup by fans).



## BLACK ACE

Was a member of Pittsburgh's 2016 playoff practice squad known as the Black Aces.

## CAREER HIGHS

- 1** GOALS IN A GAME  
LAST: (2 times), 03.21.15 at OTT
- 2** ASSISTS IN A GAME  
LAST: (2 time), 11.14.14 at PHI
- 2** POINTS IN A GAME  
LAST: (2 times), 11.14.14 at PHI (2A)

SHOTS ON GOAL

# 4

LAST: (2 times), 10.09.14 at BUF

PENALTY MINUTES

# 4

LAST: (2 times), 02.16.13 at ARI

# CAREER STATISTICS

YEAR	TEAM	LEAGUE	REGULAR SEASON											PLAYOFFS				
			GP	G	A	PTS	PIM	+/-	PP	SH	GW	S	GP	G	A	PTS	PIM	
2005-06	Skelleftea	SWE-18	9	0	2	2	4	--	--	--	--	--	--	--	--	--	--	--
2006-07	Skelleftea	SWE-18	8	2	2	4	20	--	--	--	--	--	--	--	--	--	--	--
	Skelleftea	SWE-Jr.	8	0	2	2	2	--	--	--	--	--	2	0	0	0	4	4
2007-08	Skelleftea	SWE-18	4	0	1	1	10	--	--	--	--	--	--	--	--	--	--	--
	Skelleftea	SWE-Jr.	28	3	11	14	78	--	--	--	--	--	1	0	1	1	4	4
	Skelleftea	SWE	2	0	0	0	0	--	--	--	--	--	--	--	--	--	--	--
2008-09	Skelleftea	SWE-18	1	0	2	2	10	--	--	--	--	--	5	1	5	6	14	14
	Skelleftea	SWE-Jr.	9	2	12	14	10	--	--	--	--	--	5	1	2	3	4	4
	IF Malmo	SWE-2	3	0	2	2	0	--	--	--	--	--	--	--	--	--	--	--
	Skelleftea	SWE	45	2	5	7	12	--	--	--	--	--	9	0	0	0	4	4
	Sweden	WJC	5	0	0	0	0	--	--	--	--	--	--	--	--	--	--	--
	Sweden	WJ-18	6	3	6	9	12	--	--	--	--	--	--	--	--	--	--	--
2009-10	Skelleftea	SWE	45	7	6	13	44	--	--	--	--	--	12	1	0	1	8	8
	Sweden	WJC	5	1	2	3	10	--	--	--	--	--	--	--	--	--	--	--
2010-11	Skelleftea	SWE	48	5	19	24	40	--	--	--	--	--	18	3	5	8	12	12
	Sweden	WJC	6	1	2	3	0	2	0	0	0	--	--	--	--	--	--	--
	Sweden	WC	9	0	1	1	2	2	0	0	0	--	--	--	--	--	--	--
2011-12	NY Rangers	NHL	18	0	2	2	8	-2	0	0	0	9	--	--	--	--	--	--
	Connecticut	AHL	52	3	30	33	42	5	3	0	0	97	9	0	4	4	8	8
2012-13	Columbus	NHL	31	0	5	5	14	4	0	0	0	21	--	--	--	--	--	--
	Springfield	AHL	40	5	24	29	38	9	2	0	2	80	--	--	--	--	--	--
2013-14	Columbus	NHL	2	0	0	0	2	2	0	0	0	1	--	--	--	--	--	--
	Springfield	AHL	40	5	33	38	16	-4	3	0	0	96	5	1	1	2	4	4
	Sweden	WC	10	0	2	2	10	2	0	0	0	10	--	--	--	--	--	--
2014-15	Columbus	NHL	19	1	5	6	4	-3	1	0	0	20	--	--	--	--	--	--
	Chicago	NHL	8	0	0	0	4	1	0	0	0	6	--	--	--	--	--	--
	Toronto	NHL	15	1	0	1	6	-5	0	0	0	10	--	--	--	--	--	--
2015-16	Wilkes-Barre	AHL	65	3	17	20	44	14	0	0	1	83	10	2	4	6	6	6
<b>NHL TOTALS</b>			<b>93</b>	<b>2</b>	<b>12</b>	<b>14</b>	<b>38</b>	<b>-3</b>	<b>1</b>	<b>0</b>	<b>0</b>	<b>67</b>	--	--	--	--	--	--

**0** GOAL STREAK  
LAST: N/A

**2** ASSIST STREAK  
LAST: 03.03.13-03.05.13 (2)

**2** POINT STREAK  
LAST: 03.03.13-03.05.13 (2A)

# ERIC FEHR

C

**PRONOUNCED** FAIR, AIR-ihk

**SIGNED** Through 2017-18 Season

**DOB** 9/7/85

**BIRTHPLACE** Winkler, MB

# 16

<b>SHOOTS</b> Right	<b>HT</b> 6-4	<b>WT</b> 212
------------------------	------------------	------------------

**ACQUIRED**  
Signed as an unrestricted free agent on July 28, 2015.



## POETIC JUSTICE

Faced off against his former team, the Washington Capitals, in Second Round of the 2016 postseason. Scored the game-winner in Game 2 for Pittsburgh at Verizon Center, a place he called home for 9 of his first 10 career NHL seasons.

**2:28** Career-high average of shorthanded time-on-

ice per game in 2015-16, 2nd-highest among Pens forwards. Pittsburgh's PK unit finished 5th in the NHL with an 84.4-percent success rate.

## SHORTY

Scored his first 2 goals with Pens shorthanded, becoming 1st player in NHL history to score shorthanded goals in each of his first 2 games with a team (Elias Sports).

## FROM SEA TO SHINING SEA

Named Western Hockey League Player of the Year in 2004-05.

Played 4 seasons with Brandon of the WHL, totaling 146 goals and 277 points in 279 contests. In 2004-05, led the league in goals (59) and points (111). He also led all league players with 32 postseason points (16G-16A) in 24 playoff games that season.

# 1<sup>st</sup>

Round pick (18th overall) in the 2003 NHL Draft by Washington. Played all but 2 seasons of his career as a Capital.

**KING CALDER** Was a key member of the 2005-06 Hershey Bears squad that won the Calder Cup. Has been a part of 8 playoff seasons in his 11 years since turning professional.

# 4

Career-high game-winning goals in 2014-15, topping previous mark of 3 in 2009-10.

## CONNECTING DOTS

Won career-high 52 percent of his faceoffs in 2014-15 with Washington.

# 19

Goals scored in 2014-15 with Washington, the 2nd-highest total of his career. Posted 21 goals in the 2009-10 season. Has hit double digits in goals 5 times in his career.

# 500

NHL games played. Hit the milestone on March 24, 2016 vs. New Jersey.

## CAREER HIGHS

**2** GOALS IN A GAME  
LAST: (8 times), 04.03.16 vs. PHI

**3** ASSISTS IN A GAME  
LAST: (1 time), 03.03.08 vs. BOS

**3** POINTS IN A GAME  
LAST: (4 times), 01.07.15 at TOR (2G-1A)

SHOTS ON GOAL

# 7

LAST: (1 time), 12.19.10 at OTT

PENALTY MINUTES

# 6

LAST: (1 time), 12.17.13 at PHI



# CAREER STATISTICS

YEAR	TEAM	LEAGUE	REGULAR SEASON										PLAYOFFS				
			GP	G	A	PTS	PIM	+/-	PP	SH	GW	S	GP	G	A	PTS	PIM
2000-01	Pembina Valley	MMHL	36	45	13	58	30	--	--	--	--	--	--	--	--	--	--
	Brandon	WHL	4	0	0	0	0	--	--	--	--	--	--	--	--	--	--
2001-02	Brandon	WHL	63	11	16	27	29	--	--	--	--	--	12	1	1	2	0
2002-03	Brandon	WHL	70	26	29	55	76	17	10	1	--	--	17	4	8	12	26
2003-04	Brandon	WHL	71	50	34	84	129	23	23	5	--	--	7	5	0	5	16
2004-05	Brandon	WHL	71	59	52	111	91	26	31	2	--	--	24	16	16	32	47
2005-06	Washington	NHL	11	0	0	0	2	0	0	0	0	10	--	--	--	--	--
	Hershey	AHL	70	25	28	53	70	-12	14	0	3	--	19	8	3	11	8
2006-07	Washington	NHL	14	2	1	3	8	3	0	0	1	25	--	--	--	--	--
	Hershey	AHL	40	22	19	41	63	20	7	2	5	--	--	--	--	--	--
2007-08	Washington	NHL	23	1	5	6	6	4	0	0	0	40	5	1	0	1	0
	Hershey	AHL	11	3	4	7	4	-1	2	0	0	--	2	1	3	4	2
2008-09	Washington	NHL	61	12	13	25	22	8	1	0	2	134	9	0	0	0	0
2009-10	Washington	NHL	69	21	18	39	24	18	3	0	3	145	7	3	1	4	4
2010-11	Washington	NHL	52	10	10	20	16	0	3	0	1	120	5	1	0	1	0
2011-12	Winnipeg	NHL	35	2	1	3	12	-6	0	0	1	54	--	--	--	--	--
2012-13	Washington	NHL	41	9	8	17	10	14	2	1	2	72	7	0	0	0	2
	Hameenlinna	FIN	21	13	12	25	22	--	--	--	--	--	--	--	--	--	--
2013-14	Washington	NHL	73	13	18	31	32	0	0	0	2	137	--	--	--	--	--
2014-15	Washington	NHL	75	19	14	33	20	8	1	1	4	142	4	0	0	0	2
2015-16	PITTSBURGH	NHL	55	8	6	14	19	0	0	4	2	74	23	3	1	4	6
<b>NHL TOTALS</b>			<b>509</b>	<b>97</b>	<b>94</b>	<b>191</b>	<b>171</b>	<b>49</b>	<b>10</b>	<b>6</b>	<b>18</b>	<b>953</b>	<b>60</b>	<b>8</b>	<b>2</b>	<b>10</b>	<b>18</b>
<b>PITTSBURGH TOTALS</b>			<b>55</b>	<b>8</b>	<b>6</b>	<b>14</b>	<b>19</b>	<b>0</b>	<b>0</b>	<b>4</b>	<b>2</b>	<b>74</b>	<b>23</b>	<b>3</b>	<b>1</b>	<b>4</b>	<b>6</b>

3

GOAL STREAK

LAST: 12.27.14-01.01.15 (4)



3

ASSIST STREAK

LAST: 11.30.09-12.05.09 (4)



7

POINT STREAK

LAST: 11.23.09-12.07.09 (5G-5A)



# MARC-ANDRE FLEURY

G

**PRONOUNCED** fluh-REE, MAHRK-AWN-dray

**SIGNED** Through 2018-19 Season

**DOB** 11/28/84 **BIRTHPLACE** Sorel, QC

# 29

CATCH	HT	WT
Left	6-2	180

**ACQUIRED**  
Drafted by Penguins in the 1st round (1st overall) of the 2003 NHL Draft.



## FRANCHISE GOALIE

Owens the Penguins franchise records for wins (357), shutouts (43) and playoff shutouts (8).

## BACK-TO-BACK

Led the Penguins to consecutive Stanley Cup Final appearances in 2008 and '09, winning 30 postseason games over that span.

## WIN TOTALS

Recorded 2nd (42, 2011-12), 3rd (40, '06-07) and 4th (39, '13-14) most single-season win totals in team history (43, Tom Barrasso, 1992-93).

# 350

Career NHL wins set March 11, 2016 at Columbus. Became 20th

goalie in history to reach the milestone. Became the 4th-fastest goalie (645 games) to reach 350 (Martin Brodeur, 634; Henrik Lundqvist, 636; Chris Osgood, 638).

# 13-5-2

Record against Metro Division foes in 2015-16 season. He also posted a 1.83 goals-against average, .933 save percentage and 2 shutouts.



# 34

Minimum number of wins Fleury has posted in 8 of the past 10 seasons. Only years he didn't were in '07-08, when he was limited to just 35 games due to a high ankle sprain, and in '12-13, when NHL played a limited 48-game season. Fleury is only 7th goalie ever to win 30 games 8 or more times.

# 10

Set career and franchise high with 10 shutouts during the 2014-15 season. His 10 blankings were the most in the NHL. Posted back-to-back shutouts on 2 occasions (Oct. 30 vs. Los Angeles and Nov. 1 vs. Buffalo; Feb. 4 at Edmonton and Feb. 6 at Calgary).

## CAREER HIGHS

SHOTS FACED

# 51

LAST: 01.28.06 at NYR

SAVES

# 47

LAST: 10.11.08 vs. NJD

SHUTOUTS

# 43\*

LAST: 02.29.16 (30)



# CAREER STATISTICS

YEAR	TEAM	LEAGUE	REGULAR SEASON									PLAYOFFS						
			GP	W	L	OTL	MIN	GA	SO	GAA	SV%	GP	W-L	MIN	GA	SO	GAA	SV%
1999-00	Char-Lem.	QAAA	15	4	9	0	780	36	1	2.77	--	--	--	--	--	--	--	--
2000-01	Cape Breton	QMJHL	35	12	13	2	1705	115	0	4.05	--	2	0-1	32	4	0	7.50	--
2001-02	Cape Breton	QMJHL	55	26	14	8	3043	141	2	2.78	--	16	9-7	1003	55	0	3.29	--
2002-03	Cape Breton	QMJHL	51	17	24	6	2889	162	2	3.36	.910	4	0-4	228	17	0	4.47	.904
	Canada	WJC	5	4	1	0	267	7	1	1.57	--	--	--	--	--	--	--	--
2003-04	PITTSBURGH	NHL	21	4	14	2**	1154	70	1	3.64	.896	--	--	--	--	--	--	--
	Canada	WJC	5	4	1	0	299	9	1	1.81	--	--	--	--	--	--	--	--
	Cape Breton	QMJHL	10	8	1	1	606	20	0	1.98	.933	4	1-3	251	13	0	3.10	.886
	Wilkes-Barre	AHL	--	--	--	--	--	--	--	--	--	2	0-1	92	6	0	3.90	.800
2004-05	Wilkes-Barre	AHL	54	26	19	4	3029	127	5	2.52	.901	4	0-2	151	11	0	4.36	.843
2005-06	PITTSBURGH	NHL	50	13	27	6	2809	152	1	3.25	.898	--	--	--	--	--	--	--
	Wilkes-Barre	AHL	12	10	2	0	727	19	0	1.57	.939	5	2-3	311	18	0	3.48	.883
2006-07	PITTSBURGH	NHL	67	40	16	9	3905	184	5	2.83	.906	5	1-4	287	18	0	3.76	.880
2007-08	PITTSBURGH	NHL	35	19	10	2	1857	72	4	2.33	.921	20	14-6	1251	41	3	1.97	.933
	Wilkes-Barre	AHL	5	3	2	0	297	7	0	1.42	.950	--	--	--	--	--	--	--
2008-09	PITTSBURGH	NHL	62	35	18	7	3641	162	4	2.67	.912	24	16-8	1447	63	0	2.61	.908
2009-10	PITTSBURGH	NHL	67	37	21	6	3798	168	1	2.65	.905	13	7-6	798	37	1	2.78	.891
	Canada	Olympics	--	--	--	--	--	--	--	--	--	--	--	--	--	--	--	--
2010-11	PITTSBURGH	NHL	65	36	20	5	3695	143	3	2.32	.918	7	3-4	405	17	1	2.52	.899
2011-12	PITTSBURGH	NHL	67	42	17	4	3896	153	3	2.36	.913	6	2-4	337	26	0	4.63	.834
2012-13	PITTSBURGH	NHL	33	23	8	0	1858	74	1	2.39	.916	5	2-2	290	17	1	3.52	.883
2013-14	PITTSBURGH	NHL	64	39	18	5	3792	150	5	2.37	.915	13	7-6	800	32	2	2.40	.915
2014-15	PITTSBURGH	NHL	64	34	20	9	3776	146	10*	2.32	.920	5	1-4	312	11	0	2.12	.927
2015-16	PITTSBURGH	NHL	58	35	17	6	3463	132	5	2.29	.912	2	0-1	79	4	0	3.04	.875
<b>PIT/NHL TOTALS</b>			<b>653</b>	<b>357</b>	<b>206</b>	<b>61</b>	<b>37646</b>	<b>1606</b>	<b>43</b>	<b>2.56</b>	<b>.912</b>	<b>100</b>	<b>53-45</b>	<b>6007</b>	<b>266</b>	<b>8</b>	<b>2.66</b>	<b>.906</b>

\*NHL LEADER

\*\*DENOTES TIES

## RARE COMPANY

Enters 2016-17 as 1 of just 3 current NHL goaltenders to own multiple Stanley Cup rings. The others are Chicago's Corey Crawford and the Los Angeles Kings' Jonathan Quick.

## 1ST

His 20 shutouts since Mike Bales became goaltending coach in 2013-14 rank 1st in the NHL. His 108 wins during that same span rank 3rd in the league.

WIN STREAK

11

11.17.10 - 12.11.10

SHUTOUT STREAK

165:06

02.01.15 - 02.11.15

## THE PUCK STOPS HERE

Came up with many clutch stops throughout the playoffs when the Penguins won the Stanley Cup championship in 2009, most notably the Cup-winning save at the buzzer against Detroit's Hall of Fame defenseman Nicklas Lidstrom in Game 7 of the Final.

## 2-TIME

NHL All-Star (2011, '15). In 2011, received 426,305 votes from fan balloting, which led all goaltenders.

## O, CANADA

The Quebec native has represented his country numerous times in his career. He earned a gold medal as a member of Team Canada at the 2010 Winter Olympic Games. He also played for Team Canada in the 2003 and '04 World Junior Championships, earning two silver medals.

## TEAM MVP

Twice earned MVP honors (2010-11, 2014-15). Named MVP in 2014-15 after his best pro season, leading the NHL with 10 shutouts and posting his 7th 30-win season. Also earned MVP in 2010-11, when he produced a Hart Trophy-caliber season with 36 wins, carrying an injury-riddled team missing both Sidney Crosby and Evgeni Malkin (350 total man-games lost).

## DADDY'S LITTLE GIRLS

Fleury and his wife Veronique have 2 daughters: Estelle and Scarlett.

## HOME SWEET HOME

Fleury is 122-49-12 at PPG Paints Arena entering 2016-17. His 122 home wins rank 1st in the NHL since 2010-11. He posted a 10-game home winning streak from Nov. 15, 2013 to Jan. 15, 2014 (2.23 GAA, .930 save percentage).

## GOOD FRIENDS

Fleury likes to thank his posts and crossbar whenever an opponent's shot (or deflection) clangs off one of them by giving them pats of appreciation. "They're good friends," Fleury once joked.

## 52

Number of postseason wins since 2007-08, the most of all active NHL goalies. His 95 playoff games played are 2nd most over that span.

## 165:06

Set a new career-long shutout streak (over 8 straight periods) in the 2014-15 season. Streak began at the 8:20 mark of the 3rd period Feb. 1 against Nashville and was ended by Detroit's Stephen Weiss at 13:26 of the 3rd period on Feb. 11.

## FLOWER

Fleury's nickname is derived from the English translation of his last name.

## WIN STREAK

Recorded an 11-game winning streak from Nov. 17 to Dec. 11, 2010. Tied career high with a 14-game unbeaten streak (13-0-1) from Nov. 12 to Dec. 11, 2010.

## NO. 1

Became just the 2nd goalie in NHL history (Rick DiPietro) to be drafted 1st overall when the Penguins took him with the top pick in 2003.



# FLEURY

MARC-ANDRÉ

# 357

FRANCHISE RECORD

# CAREER WINS

# 43

FRANCHISE RECORD  
REGULAR-SEASON  
CAREER SHUTOUTS

SEASONS OF  
35 OR MORE  
WINS

# 7

# 10

SHUTOUTS  
in 2014.15

MOST in the NHL

# 2

Time  
Team  
MVP

2011

2015

NHL ALL-STAR

DRAFTED NO. 1 OVERALL IN 2003 • 2ND GOALIE IN NHL HISTORY DRAFTED NO. 1

# 145:30

FRANCHISE RECORD

# PLAYOFF SHUTOUT STREAK

# 46 SAVES

in NHL Debut

Oct. 10, 2003 vs. Los Angeles,  
including a penalty shot

# 653



REGULAR-SEASON  
GAMES PLAYED  
All with Pittsburgh

# 1



OLYMPIC GOLD

2010

# 2



STANLEY CUP

2009 • 2016

# CAMERON GAUNCE

D

**PRONOUNCED** GAWNS, KAM-ih-RUHN

**SIGNED** Through 2016-17 Season

**DOB** 3/19/90

**BIRTHPLACE** Markham, ON

# 24

<b>SHOOTS</b>	<b>HT</b>	<b>WT</b>
Left	6-1	203

**ACQUIRED**

Signed as a free agent on July 1, 2016.

# 419

Career AHL games played with Lake Erie, Texas and Portland, totaling 19 goals, 115 assists, 134 points, a plus-51 and 518 penalty minutes.

## ALL-STAR

Named to 2016 American Hockey League All-Star team after setting career highs in assists (35) and points (37) with Portland in 2015-16.

## CALDER CUP

Helped lead Texas to a Calder Cup championship in 2014. Posted 3 assists in Calder Cup-clinching Game 5 against St. John's.

## FIRST

Scored 1st career NHL goal against the Penguins and Marc-Andre Fleury on Feb. 16, 2011 as a member of Colorado Avalanche.



# 321

Career OHL penalty minutes in 185 games for Mississauga of the Ontario Hockey League over 3 seasons from 2007-10.

## CONNECTIONS

Played with Garrett Wilson with Portland (AHL) and Mississauga (OHL). Was also a Mississauga teammate with Stuart Percy. Brief teammates with Trevor Daley in Dallas. Played with Steven Stamkos, Michael Del Zotto and Cody Hodgson with Markham of the Ontario Hockey Association.

## BLOODLINES

Younger brother, Brendan, was drafted by the Vancouver Canucks in the 1st round (26th overall) of the 2012 NHL Draft held at Pittsburgh's CONSOL Energy Center.

# 2nd

Round pick (50th overall) at the 2008 NHL Draft by Colorado.

## CAREER HIGHS

**1** GOALS IN A GAME  
LAST: (1 time), 02.16.11 vs. PIT

**0** ASSISTS IN A GAME  
LAST: N/A

**1** POINTS IN A GAME  
LAST: (1 time), 02.16.11 vs. PIT (1G)

SHOTS ON GOAL

# 2

LAST: (3 times), 12.21.13 at SJS

PENALTY MINUTES

# 9

LAST: (1 time), 02.27.11 at ANA

# CAREER STATISTICS

YEAR	TEAM	LEAGUE	REGULAR SEASON										PLAYOFFS				
			GP	G	A	PTS	PIM	+/-	PP	SH	GW	S	GP	G	A	PTS	PIM
2007-08	Mississauga St. Michael's	OHL	63	10	30	40	-1	99	8	--	--	--	4	0	1	1	6
2008-09	Mississauga St. Michael's	OHL	67	17	47	64	110	28	6	1	--	--	11	4	6	10	20
2009-10	Mississauga St. Michael's	OHL	55	6	31	37	112	29	4	--	--	--	16	0	13	13	34
2010-11	Colorado	NHL	11	1	0	1	16	-3	0	0	0	4	--	--	--	--	--
	Lake Erie	AHL	61	2	20	22	84	13	0	0	0	65	--	--	--	--	--
2011-12	Lake Erie	AHL	75	6	21	27	90	17	1	0	1	89	--	--	--	--	--
2012-13	Lake Erie	AHL	61	1	10	11	98	-8	0	0	0	62	--	--	--	--	--
	Texas	AHL	9	1	4	5	0	7	0	0	0	7	9	0	0	0	0
2013-14	Dallas	NHL	9	0	0	0	7	1	0	0	0	9	--	--	--	--	--
	Texas	AHL	65	3	15	18	73	15	0	0	1	87	18	0	4	4	12
2014-15	Texas	AHL	73	4	10	14	113	6	1	0	0	95	3	0	0	0	0
2015-16	Portland	AHL	75	2	35	37	60	1	0	0	0	127	5	0	0	0	0
<b>NHL TOTALS</b>			<b>20</b>	<b>1</b>	<b>0</b>	<b>1</b>	<b>23</b>	<b>-2</b>	<b>0</b>	<b>0</b>	<b>0</b>	<b>13</b>	<b>--</b>	<b>--</b>	<b>--</b>	<b>--</b>	<b>--</b>

**0** GOAL STREAK  
LAST: N/A

**0** ASSIST STREAK  
LAST: N/A

**0** POINT STREAK  
LAST: N/A

# CARL HAGELIN

**LW**

**PRONOUNCED** HAG-eh-lihn, KARL

**SIGNED** Through 2018-19 Season

**DOB** 8/23/88

**BIRTHPLACE** Sodertalje, Sweden

# 62

<b>SHOOTS</b>	<b>HT</b>	<b>WT</b>
Left	5-11	186

**ACQUIRED**

From Anaheim for David Perron and Adam Clendening on Jan. 16, 2016.



# +65

Career plus-minus number. Has been a plus player in each of his 5 NHL seasons.

## COMIN' IN HOT

Set new career highs in 2015-16 in assists (25) and points (39). Finished the season with 19 points (9G-10A) in his last 21 games, including 2 4-game scoring streaks.

**6** Game-winning goals scored for Pittsburgh, the most for any in-season acquisition in Pens' team history.

# 97

Career playoff games played. Never missed the postseason in his career. Set career highs in assists (10) and points (16) while helping the Pens win the 2016 Stanley Cup championship.

## BIG APPLE

Played 1st 4 seasons of his career with NY Rangers after the team drafted him in 6th round (168th overall) of the 2007 NHL Draft. Posted 58 goals and 130 points in 266 career games played in the Big Apple and helped Rangers reach 2014 Stanley Cup Final.

## PLAYOFF PERFORMER

Tied a career high with 3 points (1G-2A) in series-clinching Game 6 overtime win against Washington in the Second Round of the 2016 playoffs. Also posted a 4-game point streak from April 23-May 2 (3G-2A).

## GO BLUE

Played 4 seasons of collegiate hockey at the University of Michigan from 2007-11, totaling 61 goals and 152 points in 171 contests. He is 1st Swedish ice hockey player to play for Michigan.

# OT

Scored series-deciding OT goal for New York in Game 5 of the Pens-Rangers Round 1 matchup in the Stanley Cup playoffs in 2015.

# 5

Seasons of hitting double digits in goals. Has notched at least 10 in every season in the NHL.

## CAREER HIGHS

<b>3</b>	<b>GOALS IN A GAME</b>	➤
	<b>LAST:</b> (1 time), 03.14.14 at WPG	
<b>3</b>	<b>ASSISTS IN A GAME</b>	➤
	<b>LAST:</b> (1 time), 03.17.16 vs. CAR	
<b>3</b>	<b>POINTS IN A GAME</b>	➤
	<b>LAST:</b> (5 times), 03.17.16 vs. CAR (3A)	

**SHOTS ON GOAL**

# 8

**LAST:** (1 time), 02.02.15 vs. FLA

**PENALTY MINUTES**

# 4

**LAST:** (9 times), 03.17.16 vs. CAR



# CAREER STATISTICS

YEAR	TEAM	LEAGUE	REGULAR SEASON											PLAYOFFS				
			GP	G	A	PTS	PIM	+/-	PP	SH	GW	S	GP	G	A	PTS	PIM	
2004-05	Sodertalje	SWE-18	14	10	7	17	16	--	--	--	--	--	2	0	2	2	0	
2005-06	Sodertalje	SWE-18	7	4	8	12	2	--	--	--	--	--	--	--	--	--	--	
	Sodertalje	SWE-Jr.	41	20	20	40	42	--	--	--	--	--	4	1	2	3	22	
2006-07	Sodertalje	SWE-Jr.	40	24	31	55	42	--	--	--	--	--	3	1	5	6	20	
2007-08	Michigan	CCHA	41	11	11	22	28	--	--	--	--	--	--	--	--	--	--	
	Sweden	WJC	6	0	0	0	0	--	--	--	--	--	--	--	--	--	--	
2008-09	Michigan	CCHA	41	13	18	31	32	--	--	--	--	--	--	--	--	--	--	
2009-10	Michigan	CCHA	45	19	31	50	34	--	--	--	--	--	--	--	--	--	--	
2010-11	Michigan	CCHA	44	18	31	49	39	--	7	0	6	--	--	--	--	--	--	
	Connecticut	AHL	--	--	--	--	--	--	--	--	--	--	5	1	1	2	4	
2011-12	NY Rangers	NHL	64	14	24	38	24	21	0	2	2	131	17	0	3	3	17	
	Connecticut	AHL	17	7	6	13	6	12	0	1	0	46	--	--	--	--	--	
2012-13	NY Rangers	NHL	48	10	14	24	18	10	1	0	1	132	12	3	3	6	0	
	Sodertalje	SWE-2	8	5	6	11	0	--	--	--	--	--	--	--	--	--	--	
2013-14	NY Rangers	NHL	72	17	16	33	44	8	0	1	5	144	25	7	5	12	16	
	Sweden	OLY	6	2	0	2	0	1	0	0	0	13	--	--	--	--	--	
2014-15	NY Rangers	NHL	82	17	18	35	46	18	1	0	4	185	19	2	3	5	6	
2015-16	Anaheim	NHL	43	4	8	12	14	-10	0	0	0	82	--	--	--	--	--	
	PITTSBURGH	NHL	37	10	17	27	18	18	0	0	6	96	24	6	10	16	14	
2016-17	Sweden	WCH	4	0	1	1	1	0	0	0	0	8	--	--	--	--	--	
<b>NHL TOTALS</b>			<b>346</b>	<b>72</b>	<b>97</b>	<b>169</b>	<b>164</b>	<b>65</b>	<b>2</b>	<b>3</b>	<b>18</b>	<b>770</b>	<b>97</b>	<b>18</b>	<b>24</b>	<b>42</b>	<b>53</b>	
<b>PITTSBURGH TOTALS</b>			<b>37</b>	<b>10</b>	<b>17</b>	<b>27</b>	<b>18</b>	<b>18</b>	<b>0</b>	<b>0</b>	<b>6</b>	<b>96</b>	<b>24</b>	<b>6</b>	<b>10</b>	<b>16</b>	<b>14</b>	

## HAT TRICKS



LAST: 03.14.14 at WPG (3G)

4

GOAL STREAK

LAST: 02.10.13-02.17.13 (5)



5

ASSIST STREAK

LAST: 01.18.16-02.02.16 (5)



5

POINT STREAK

LAST: 01.18.16-02.02.16 (5A)



# PATRIC HORNQVIST

**RW**

**PRONOUNCED** HOHRN-kvihst, PAT-rihk

**SIGNED** Through 2017-18 Season

**DOB** 1/1/87

**BIRTHPLACE** Sollentuna, Sweden

# 72

SHOOTS	HT	WT
Right	5-11	189

**ACQUIRED**  
From Nashville with Nick Spaling for James Neal on June 27, 2014.

**3** Goals scored in Game 1 of the First Round series against NY Rangers in 2016 - 1st career playoff hat trick. Added an assist for a career-high 4 points. Also scored OT winner in Game 4 vs. Washington in Second Round.

# 50

Hit the 50-point mark for the 3rd consecutive season in 2015-16. Has collected at least 40 points in 6 of the past 7 seasons.

## FROM FIRST TO LAST

The Penguins now have the 1st and last picks of the 2005 NHL Draft on their roster. Sidney Crosby was taken by Pittsburgh in the 1st round [1st overall] that year, while Hornqvist was selected by Nashville in the 7th round [230th overall].

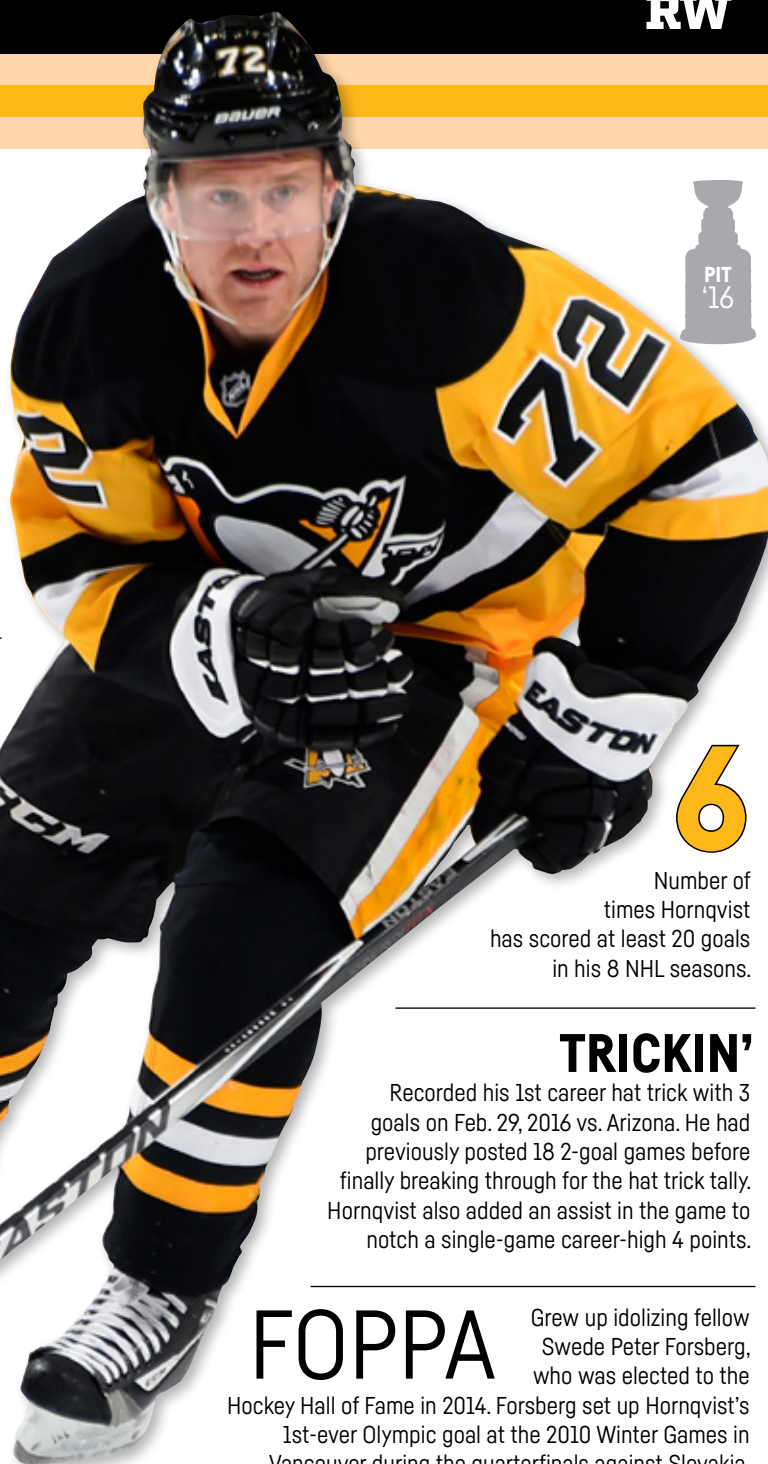
**NET-FRONT** Important member of the Penguins' power play. Ranked 4th among team forwards in average PP time (3:02) in 2015-16. Led Nashville forwards in PP minutes per game for 3 of his last 4 seasons with Predators (and ranked 2nd in '13-14).

## SHOTS

Finished 2nd on Pens with 274 shots in 2015-16 season. Led Nashville in shots for 4 of his last 5 seasons with the club. Set a Predators franchise record for shots in a season with 275 in 2009-10.

## ROOK

Named Rookie of the Year in the Swedish Elite League in '06-07 with Djurgardens after leading junior players with 23 goals.



# 6

Number of times Hornqvist has scored at least 20 goals in his 8 NHL seasons.

## TRICKIN'

Recorded his 1st career hat trick with 3 goals on Feb. 29, 2016 vs. Arizona. He had previously posted 18 2-goal games before finally breaking through for the hat trick tally. Hornqvist also added an assist in the game to notch a single-game career-high 4 points.

## FOPPA

Grew up idolizing fellow Swede Peter Forsberg, who was elected to the Hockey Hall of Fame in 2014. Forsberg set up Hornqvist's 1st-ever Olympic goal at the 2010 Winter Games in Vancouver during the quarterfinals against Slovakia.

# 1 of 3

Players selected with the final pick in the NHL Draft (modern era, since 1967) to play at least 100 NHL games and record at least 150 points (Jonathan Ericsson, Kim Johnsson).

## CAREER HIGHS

**3** GOALS IN A GAME  
LAST: (1 time), 02.29.16 vs. ARI

**3** ASSISTS IN A GAME  
LAST: (4 times), 11.02.13 at LAK

**4** POINTS IN A GAME  
LAST: (1 time), 02.29.16 vs. ARI (3G-1A)

SHOTS ON GOAL

# 14

LAST: (1 time), 12.28.10 vs. DAL

PENALTY MINUTES

# 15

LAST: (1 time), 03.17.11 vs. BOS



# CAREER STATISTICS

YEAR	TEAM	LEAGUE	REGULAR SEASON										PLAYOFFS				
			GP	G	A	PTS	PIM	+/-	PP	SH	GW	S	GP	G	A	PTS	PIM
2003-04	Vasby IK	SWE-JR	10	7	10	17	30	--	--	--	--	--	--	--	--	--	--
	Vasby IK	SWE-3	32	8	5	13	26	--	--	--	--	--	--	--	--	--	--
2004-05	Vasby IK	SWE-3	28	12	12	24	36	--	--	--	--	--	--	--	--	--	--
	Djurgardens IF	SWE-JR	5	3	0	3	2	--	--	--	--	--	--	--	--	--	--
2005-06	Djurgardens IF	SWE-JR	4	2	1	3	2	--	--	--	--	--	4	1	2	3	2
	Djurgardens IF	SWE	47	5	2	7	36	--	--	--	--	--	--	--	--	--	--
2006-07	Djurgardens IF	SWE	49	23	11	34	38	--	--	--	--	--	--	--	--	--	--
	Sweden	WJC	7	1	2	3	4	--	--	--	--	--	--	--	--	--	--
	Djurgardens IF	SWE-JR	--	--	--	--	--	--	--	--	--	--	7	2	5	7	14
	Sweden	WC	9	2	4	6	6	--	--	--	--	--	--	--	--	--	--
2007-08	Djurgardens IF	SWE	53	18	12	30	58	--	--	--	--	--	5	0	1	1	6
	Sweden	WC	9	6	0	6	12	--	--	--	--	--	--	--	--	--	--
2008-09	Nashville	NHL	28	2	5	7	16	-3	0	0	0	54	--	--	--	--	--
	Milwaukee	AHL	49	17	18	35	44	-3	8	0	3	--	11	4	4	8	6
2009-10	Nashville	NHL	80	30	21	51	40	18	10	0	8	275	2	0	1	1	4
	Sweden	Olympics	4	1	0	1	4	--	--	--	--	--	--	--	--	--	--
2010-11	Nashville	NHL	79	21	27	48	47	11	6	0	5	265	12	2	1	3	6
2011-12	Nashville	NHL	76	27	16	43	28	9	8	0	3	230	10	1	3	4	2
	Sweden	WC	3	0	0	0	0	0	0	0	0	--	--	--	--	--	--
2012-13	Nashville	NHL	24	4	10	14	14	-1	4	0	1	87	--	--	--	--	--
	HC Red Ice	SWISS-2	9	7	7	14	8	--	--	--	--	--	--	--	--	--	--
	Djurgardens IF	SWE-2	10	2	3	5	6	--	--	--	--	--	--	--	--	--	--
2013-14	Nashville	NHL	76	22	31	53	28	1	7	0	6	248	--	--	--	--	--
2014-15	PITTSBURGH	NHL	64	25	26	51	38	12	6	0	4	220	5	2	1	3	2
2015-16	PITTSBURGH	NHL	82	22	29	51	36	15	9	0	3	257	24	9	4	13	10
2016-17	Sweden	WCH	4	0	2	2	1	2	0	0	0	10	--	--	--	--	--
<b>NHL TOTALS</b>			<b>509</b>	<b>153</b>	<b>165</b>	<b>318</b>	<b>247</b>	<b>62</b>	<b>50</b>	<b>0</b>	<b>30</b>	<b>1636</b>	<b>53</b>	<b>14</b>	<b>10</b>	<b>24</b>	<b>24</b>
<b>PITTSBURGH TOTALS</b>			<b>146</b>	<b>47</b>	<b>55</b>	<b>102</b>	<b>74</b>	<b>27</b>	<b>15</b>	<b>0</b>	<b>7</b>	<b>477</b>	<b>29</b>	<b>11</b>	<b>5</b>	<b>16</b>	<b>12</b>

## MR. CLUTCH

Tied Nashville's franchise record and tied for 2nd in the NHL with 8 game-winning goals in 2009-10. Overall, he led the Predators in game-winning goals for 3 of his 6 seasons (8, 2009-10; 5, '10-11; 6, '13-14).

### HAT TRICKS



LAST: 02.29.16 vs. ARI (3G)

6

### GOAL STREAK

LAST: 10.27.11-11.08.11 (7)



5

### ASSIST STREAK

LAST: 11.15.14-11.24.14 (5)



7

### POINT STREAK

LAST: 03.21.14-04.05.14 (7G-7A)



# PHIL KESSEL

**RW**

**PRONOUNCED** KEH-suhl, FIHL

**SIGNED** Through 2021-22 Season

**DOB** 10/2/87 **BIRTHPLACE** Madison, WI

# 81

<b>SHOOTS</b> Right	<b>HT</b> 6-0	<b>WT</b> 202
------------------------	------------------	------------------

**ACQUIRED**

From Toronto with Tyler Biggs, Tim Erixon and 2016 2nd-round pick for Kasperii Kapanen, Nick Spaling, Scott Harrington, 2016 1st-round pick and 2016 3rd-round pick on July 1, 2015.

## SHIPE

Led Pens in goals [10] and points [22] in 2016 postseason. Tied single-game career highs with 2 goals and 3 points in series-clinching Game 6 win against Washington in Second Round.

# 177

Goals in the last 6 years, tied for 6th-most in the NHL (Alex Ovechkin, 256; Steven Stamkos, 238; Corey Perry, 212; Joe Pavelski, 183; John Tavares, 183).

# 334

Points since the 2011-12 season [145G-189A], ranking 9th-most in the NHL. His 398 points over the past 6 seasons ranks 11th (tied) in the league, giving the Pens the only team with 3 players in the top 20 during that span [Sidney Crosby, 4th, 432; Evgeni Malkin, 17th, 379].

# 3

Time selection to NHL All-Star Game [2011, '12, '15].



# 5

Time 30-goal scorer. Career-high 37 in 2013-14. His 262 goals since 2007-08 season are the most by an American-born player in the NHL.

## OLYMPIAN

Twice represented USA in Olympic action in 2010 and '14. Won silver medal in '10, losing heartbreaking overtime contest in Gold Medal Game to Canada. Led Team USA and all Olympians with 5 goals and 8 points in '14 Games in Sochi, Russia.

## AMERICA

Has represented his country in several international tournaments, including Winter Olympics (2010, '14), World Championship (2006, '07, '08), World Junior Championship (2005, '06) and World U-18 Championship (2004, '05). The Madison, Wisconsin native played 2 seasons for the US National Team Development Program in Ann Arbor, Michigan from 2003-05.

# 5th

Overall selection in the 2006 NHL Draft by the Boston Bruins.

## MASTERTON

Winner of the NHL's Bill Masterton Award in 2007, given to the "player that best exemplifies the qualities of perseverance, sportsmanship and dedication to the game of hockey" after overcoming a bout with testicular cancer.

## CAREER HIGHS

# 3

**GOALS IN A GAME**  
LAST: (5 times), 02.01.14 vs. OTT



# 4

**ASSISTS IN A GAME**  
LAST: (1 time), 03.26.16 at DET



# 5

**POINTS IN A GAME**  
LAST: (1 time), 03.26.16 at DET (1G-4A)



**SHOTS ON GOAL**

# 12

LAST: (1 time), 11.23.09 vs. NYI

**PENALTY MINUTES**

# 7

LAST: (2 times), 11.02.13 at VAN



# CAREER STATISTICS

YEAR	TEAM	LEAGUE	REGULAR SEASON										PLAYOFFS					
			GP	G	A	PTS	PIM	+/-	PP	SH	GW	S	GP	G	A	PTS	PIM	
2003-04	USNTDP	U-17	32	31	18	49	8	--	--	--	--	--	--	--	--	--	--	--
	USNTDP	NAHL	30	21	12	33	18	--	--	--	--	--	--	--	--	--	--	--
	United States	WJ-18	6	7	3	10	6	--	--	--	--	--	--	--	--	--	--	--
2004-05	USNTDP	U-18	31	41	32	73	16	--	--	--	--	--	--	--	--	--	--	--
	USNTDP	NAHL	14	11	14	25	21	0	5	0	2	--	--	--	--	--	--	--
	United States	WJ-18	6	9	7	16	2	--	--	--	--	--	--	--	--	--	--	--
2005-06	United States	WJC	7	4	2	6	2	-1	--	--	--	--	--	--	--	--	--	--
	Minnesota	WCHA	39	18	33	51	28	--	--	--	--	--	--	--	--	--	--	--
	United States	WC	7	1	1	2	2	--	--	--	--	--	--	--	--	--	--	--
2006-07	United States	WJC	7	1	10	11	2	0	--	--	--	--	--	--	--	--	--	--
	<b>Boston</b>	<b>NHL</b>	<b>70</b>	<b>11</b>	<b>18</b>	<b>29</b>	<b>12</b>	<b>-12</b>	<b>1</b>	<b>0</b>	<b>0</b>	<b>170</b>	--	--	--	--	--	--
	Providence	AHL	2	1	0	1	2	0	0	0	0	--	--	--	--	--	--	--
2007-08	United States	WC	7	2	5	7	6	--	--	--	--	--	--	--	--	--	--	--
	<b>Boston</b>	<b>NHL</b>	<b>82</b>	<b>19</b>	<b>18</b>	<b>37</b>	<b>28</b>	<b>-6</b>	<b>5</b>	<b>0</b>	<b>3</b>	<b>213</b>	<b>4</b>	<b>3</b>	<b>1</b>	<b>4</b>	<b>2</b>	
	United States	WC	7	6	4	10	6	--	--	--	--	--	--	--	--	--	--	--
2008-09	<b>Boston</b>	<b>NHL</b>	<b>70</b>	<b>36</b>	<b>24</b>	<b>60</b>	<b>16</b>	<b>23</b>	<b>8</b>	<b>0</b>	<b>6</b>	<b>232</b>	<b>11</b>	<b>6</b>	<b>5</b>	<b>11</b>	<b>4</b>	
	<b>Toronto</b>	<b>NHL</b>	<b>70</b>	<b>30</b>	<b>25</b>	<b>55</b>	<b>21</b>	<b>-8</b>	<b>8</b>	<b>0</b>	<b>5</b>	<b>297</b>	--	--	--	--	--	--
2009-10	United States	Olympics	6	1	1	2	0	--	--	--	--	--	--	--	--	--	--	--
	<b>Toronto</b>	<b>NHL</b>	<b>82</b>	<b>32</b>	<b>32</b>	<b>64</b>	<b>24</b>	<b>-20</b>	<b>12</b>	<b>1</b>	<b>6</b>	<b>325</b>	--	--	--	--	--	--
2010-11	<b>Toronto</b>	<b>NHL</b>	<b>82</b>	<b>37</b>	<b>45</b>	<b>82</b>	<b>20</b>	<b>-10</b>	<b>10</b>	<b>0</b>	<b>6</b>	<b>295</b>	--	--	--	--	--	--
	<b>Toronto</b>	<b>NHL</b>	<b>48</b>	<b>20</b>	<b>32</b>	<b>52</b>	<b>18</b>	<b>-3</b>	<b>6</b>	<b>0</b>	<b>4</b>	<b>161</b>	<b>7</b>	<b>4</b>	<b>2</b>	<b>6</b>	<b>2</b>	
2012-13	<b>Toronto</b>	<b>NHL</b>	<b>82</b>	<b>37</b>	<b>43</b>	<b>80</b>	<b>27</b>	<b>-5</b>	<b>8</b>	<b>0</b>	<b>6</b>	<b>305</b>	--	--	--	--	--	--
	United States	Olympics	6	5	3	8	4	6	0	0	1	21	--	--	--	--	--	--
2013-14	<b>Toronto</b>	<b>NHL</b>	<b>82</b>	<b>25</b>	<b>36</b>	<b>61</b>	<b>30</b>	<b>-34</b>	<b>8</b>	<b>0</b>	<b>4</b>	<b>280</b>	--	--	--	--	--	--
	<b>Toronto</b>	<b>NHL</b>	<b>82</b>	<b>26</b>	<b>33</b>	<b>59</b>	<b>18</b>	<b>9</b>	<b>4</b>	<b>0</b>	<b>5</b>	<b>274</b>	<b>24</b>	<b>10</b>	<b>12</b>	<b>22</b>	<b>4</b>	
<b>NHL TOTALS</b>			<b>750</b>	<b>273</b>	<b>306</b>	<b>579</b>	<b>214</b>	<b>-66</b>	<b>70</b>	<b>1</b>	<b>45</b>	<b>2552</b>	<b>46</b>	<b>23</b>	<b>20</b>	<b>43</b>	<b>12</b>	
<b>PITTSBURGH TOTALS</b>			<b>82</b>	<b>26</b>	<b>33</b>	<b>59</b>	<b>18</b>	<b>9</b>	<b>4</b>	<b>0</b>	<b>5</b>	<b>274</b>	<b>24</b>	<b>10</b>	<b>12</b>	<b>22</b>	<b>4</b>	

## COLLEGE HOCKEY

Played 1 season of college hockey with Minnesota in 2005-06, recording 18 goals and 51 points en route to being named Western Collegiate Hockey Association (WCHA) rookie of the year and to All-Rookie Team.

## BLOODLINES

Father, Phil Sr., played quarterback at Northern Michigan and spent a year on Washington Redskins practice squad. Sister, Amanda, is 1 of the top female hockey players in the world, winning a silver medal with Team USA at the 2014 Winter Olympics. Plays for New York of the NWHL. Brother, Blake, is a pro hockey player.

### HAT TRICKS



LAST: 02.01.14 vs. OTT (3G)

6

GOAL STREAK

LAST: 11.26.08-12.08.08 (7)



7

ASSIST STREAK

LAST: 12.08.08-12.21.08 (9)



18

POINT STREAK

LAST: 11.13.08-12.21.08 (14G-14A)



# TOM KUHNHACKL

**LW**

**PRONOUNCED** koon-HAH-kuhl, TAWM

**SIGNED** Through 2017-18 Season

**DOB** 1/21/92

**BIRTHPLACE** Landshut, Germany

# 34

SHOOTS	HT	WT
Left	6-2	196

**ACQUIRED**  
Drafted by Penguins in 4th round (110th overall) of the 2010 NHL Draft.



## LONG ROAD

On Jan. 9, 2015 at Montreal, just 2 weeks shy of his 24th birthday, Kuhnhackl made his NHL debut. He never looked back and finished the year with Pittsburgh. Kuhnhackl became a staple on the team and penalty kill unit. Before earning his place in the NHL, he battled through 4 seasons in the AHL and ECHL, including overcoming a few long-term injuries.

## FIRSTS

Scored his 1st career playoff goal (Henrik Lundqvist) in his 1st career playoff contest in Game 1 of the First Round series against the NY Rangers in 2016. The tally proved to be the game-winner and was a shorthanded score. Added 2 more assists during the Pens' 5-game series victory.

## JUNIOR

Played 2 seasons in the Ontario Hockey League for Windsor and Niagara. Led Windsor in goals (39) and power-play goals (15) in 2010-11. Helped team reach conference finals by leading team in postseason goals (11), points (23) and plus-minus (+11). His playoff goal and point total ranked 3rd in OHL.

## STICKING AROUND

Earned himself a 2-year, 1-way contract extension with his play during his 1st NHL season in 2015-16. Deal runs through 2017-18.

## PAYING DUES

Played 3-plus seasons with Wilkes-Barre/Scranton of the American Hockey League and Wheeling of the ECHL. Best season was 2014-15 in WBS when he set career highs in games played (72), goals (12), assists (18) and points (30).

## RUNS IN THE FAMILY

Kuhnhackl's father, Erich, was elected to the International Ice Hockey Federation (IIHF) Hall of Fame in 1997 and was named the German hockey player of the century in 2000.

## DEUTSH

Represented Germany internationally, playing in the 2008 and '09 World Under-17 Hockey Challenge, the 2009 and '10 World U-18 Junior Championships and the 2010 and '11 World Junior Championships. Won gold medal at 2010 World U-18 Championship. Scored game-winning 3rd-period goal against Latvia in qualification tournament to help Germany earn a spot in the 2018 Winter Olympic Games.

## CAREER HIGHS

- 1** GOALS IN A GAME  
LAST: (5 times), 04.02.16 at NYI
- 2** ASSISTS IN A GAME  
LAST: (2 times), 03.20.16 vs. WSH
- 3** POINTS IN A GAME  
LAST: (1 time), 03.20.16 vs. WSH (1G-2A)

SHOTS ON GOAL

**4**

LAST: (1 time), 03.06.16 at NJD

PENALTY MINUTES

**12**

LAST: (1 time), 03.20.16 vs. WSH



# CAREER STATISTICS

YEAR	TEAM	LEAGUE	REGULAR SEASON										PLAYOFFS				
			GP	G	A	PTS	PIM	+/-	PP	SH	GW	S	GP	G	A	PTS	PIM
2007-08	EV Landshut	GER-JR	30	21	20	41	102	--	--	--	--	--	3	1	0	1	2
	Germany	WHC-17	5	4	1	5	2	--	--	--	--	--	--	--	--	--	--
2008-09	EV Landshut	GER-JR	6	4	3	7	31	--	--	--	--	--	7	5	5	10	27
	EV Landshut	GER-2	42	11	10	21	34	--	--	--	--	--	6	1	0	1	6
	Germany	WHC-17	5	4	3	7	2	--	--	--	--	--	--	--	--	--	--
	Germany	WJ-18	6	1	1	2	4	--	--	--	--	--	--	--	--	--	--
2009-10	EV Landshut	GER-JR	2	1	3	4	0	4	--	--	--	--	3	4	4	8	12
	EV Landshut	GER-2	38	12	9	21	38	--	--	--	--	--	6	0	0	0	2
	Augsburger	GER	4	0	0	0	0	0	--	--	--	--	--	--	--	--	--
	Germany	WJ-18	5	4	2	6	2	8	1	0	0	--	--	--	--	--	--
	DEB	DEB-Pokal U20	--	--	--	--	--	--	--	--	--	--	2	2	0	2	2
2010-11	Windsor	OHL	63	39	29	68	47	4	15	1	--	--	18	11	12	23	10
	Germany	WJC	6	1	0	1	16	5	0	0	0	--	--	--	--	--	--
2011-12	Windsor	OHL	4	1	3	4	6	3	0	0	--	--	--	--	--	--	--
	Niagara	OHL	30	7	18	25	29	17	2	0	--	--	20	6	5	11	14
2012-13	Wilkes-Barre	AHL	11	2	2	4	6	3	0	0	0	10	--	--	--	--	--
	Wheeling	ECHL	2	1	0	1	2	2	0	0	--	5	--	--	--	--	--
2013-14	Wilkes-Barre	AHL	48	8	2	10	22	-4	4	0	3	60	2	0	0	0	2
	Wheeling	ECHL	16	7	7	14	12	10	1	0	--	51	10	6	0	6	6
2014-15	Wilkes-Barre	AHL	72	12	18	30	19	10	4	2	2	132	8	0	2	2	0
2015-16	<b>PITTSBURGH</b>	<b>NHL</b>	<b>42</b>	<b>5</b>	<b>10</b>	<b>15</b>	<b>24</b>	<b>3</b>	<b>0</b>	<b>2</b>	<b>1</b>	<b>52</b>	<b>24</b>	<b>2</b>	<b>3</b>	<b>5</b>	<b>0</b>
	Wilkes-Barre	AHL	23	7	8	15	18	10	1	0	0	39	--	--	--	--	--
<b>PIT/NHL TOTALS</b>			<b>42</b>	<b>5</b>	<b>10</b>	<b>15</b>	<b>24</b>	<b>3</b>	<b>0</b>	<b>2</b>	<b>1</b>	<b>52</b>	<b>24</b>	<b>2</b>	<b>3</b>	<b>5</b>	<b>0</b>

## NIGHT TO REMEMBER

The Pens hosted Presidents Trophy-winning Washington in a late-season divisional showdown on March 20. Of all the firepower in both lineups, Kuhnhackl was the star of the game. He posted 1 goal and 3 points – his 1st career 3-point game. He even earned a game misconduct after coming to the aid of teammate and friend Bryan Rust. He was named the game's No. 1 star that evening.

## GERMAN BOUND

Became the 1st player ever to take the Stanley Cup to Germany during his Cup Day on August 16, 2016.

**0** GOAL STREAK  
LAST: N/A

**2** ASSIST STREAK  
LAST: 04.02.16-04.03.16 [2]

**2** POINT STREAK  
LAST: 04.02.16-04.03.16 [1G-2A]

# CHRIS KUNITZ

**LW**

**PRONOUNCED** KOO-nihtz, KRIHS

**SIGNED** Through 2016-17 Season

**DOB** 9/26/79

**BIRTHPLACE** Regina, SK

# 14

<b>SHOOTS</b> Left	<b>HT</b> 6-0	<b>WT</b> 195
-----------------------	------------------	------------------

**ACQUIRED**

From Anaheim with Eric Tangradi for Ryan Whitney on Feb. 26, 2009.



## CAREER YEAR

Had his best NHL season in 2013-14, setting new personal highs in goals (35), points (68), power-play goals (13) and game-winning goals (8).

**7** Years he has topped the 20-goal mark.

## FREE AGENT

Went undrafted, signing a free-agent contract with Anaheim on April 3, 2003.

**10** Seasons of 40 or more points in his career. Has topped 50 points 6 times and hit 60 points 3 times.

## COLLEGE HOCKEY

Played 4 seasons at Ferris State from 1999-03, where he had a tremendous senior year. He scored 79 points (35G-44A), was a finalist for the Hobey Baker Award for best college player and led the Bulldogs to their 1st NCAA tournament appearance in school history.

## OLYMPIC MEDAL

At age 34, was named to his 1st-ever Canadian Olympic Team for the 2014 Winter Olympic Games in Sochi, Russia - where he scored a clutch goal in Canada's 3-0 win over Sweden in the Gold Medal Game.

## TOP 10

In 2013-14 ranked in the NHL's top-10 in goals (35, 8th), power-play goals (13, 5th) and game-winning goals (8, 7th). Also ranked in the top-10 of several NHL categories in 2012-13: goals (22, t-8th), points (52, t-7th), power-play goals (9, t-3rd), game-winning goals (5, t-6th) and plus-minus (plus-30, 2nd).

**+29**

Team-leading plus in 2015-16. His plus-29 also ranked 4th in the NHL. Kunitz was a plus-30 in 2012-13.

# 35

Goals scored in 2013-14, a new personal best and the 1st time he topped 30 in his career.

**12.23.09**

Tied a Penguins franchise record for points in a period with 4 (1G-3A) vs. Ottawa.

## LEAGUE OF HIS OWN

Had more opening goals to a game (14) than any other player in 2013-14. Ranked above Alex Ovechkin (13) and Jamie Benn (10).

## CAREER HIGHS

- 4** GOALS IN A GAME  
LAST: (1 time), 02.03.13 at WSH
- 3** ASSISTS IN A GAME  
LAST: (9 times), 02.06.15 at CGY
- 5** POINTS IN A GAME  
LAST: (1 time), 03.10.13 vs. NYI (3G-2A)

SHOTS ON GOAL

# 9

LAST: (1 time), 10.25.13 vs. NYI

PENALTY MINUTES

# 27

LAST: (1 time), 03.16.07 vs. CHI



# CAREER STATISTICS

YEAR	TEAM	LEAGUE	REGULAR SEASON										PLAYOFFS				
			GP	G	A	PTS	PIM	+/-	PP	SH	GW	S	GP	G	A	PTS	PIM
1999-00	Ferris State	CCHA	38	20	9	29	70	--	--	--	--	--	--	--	--	--	--
2000-01	Ferris State	CCHA	37	16	13	29	81	--	--	--	--	--	--	--	--	--	
2001-02	Ferris State	CCHA	35	28	10	38	68	--	--	--	--	--	--	--	--	--	
2002-03	Ferris State	CCHA	42	35	44	79	56	--	--	--	--	--	--	--	--	--	
2003-04	Anaheim	NHL	21	0	6	6	12	1	0	0	0	31	--	--	--	--	--
	Cincinnati	AHL	59	19	25	44	101	4	5	1	2	--	9	3	2	5	24
2004-05	Cincinnati	AHL	54	22	17	39	71	13	10	2	6	--	12	1	7	8	20
2005-06	Atlanta	NHL	2	0	0	0	2	-3	0	0	0	0	--	--	--	--	--
	Anaheim	NHL	67	19	22	41	69	19	5	1	2	149	16	3	5	8	8
	Portland	AHL	5	0	4	4	12	1	0	0	0	--	--	--	--	--	--
2006-07	Anaheim	NHL	81	25	35	60	81	23	11	0	5	180	13	1	5	6	19
2007-08	Anaheim	NHL	82	21	29	50	80	8	7	1	6	196	6	0	2	2	8
	Canada	WC	9	2	5	7	4	2	0	0	0	12	--	--	--	--	--
2008-09	Anaheim	NHL	62	16	19	35	55	9	3	0	2	139	--	--	--	--	--
	PITTSBURGH	NHL	20	7	11	18	16	3	3	0	1	39	24	1	13	14	19
2009-10	PITTSBURGH	NHL	50	13	19	32	39	3	2	1	0	131	13	4	7	11	8
2010-11	PITTSBURGH	NHL	66	23	25	48	47	18	7	1	2	133	6	1	0	1	6
2011-12	PITTSBURGH	NHL	82	26	35	61	49	16	6	0	3	230	6	2	4	6	8
2012-13	PITTSBURGH	NHL	48	22	30	52	39	30	9	0	5	113	15	5	5	10	6
2013-14	PITTSBURGH	NHL	78	35	33	68	66	25	13	0	8	218	13	3	5	8	16
	Canada	Olympics	6	1	0	1	6	2	0	0	0	8	--	--	--	--	--
2014-15	PITTSBURGH	NHL	74	17	23	40	56	2	9	1	5	170	5	1	2	3	8
2015-16	PITTSBURGH	NHL	80	17	23	40	41	29	2	0	1	150	24	4	8	12	15
<b>NHL TOTALS</b>			<b>813</b>	<b>241</b>	<b>310</b>	<b>551</b>	<b>652</b>	<b>183</b>	<b>77</b>	<b>5</b>	<b>40</b>	<b>1879</b>	<b>141</b>	<b>25</b>	<b>56</b>	<b>81</b>	<b>121</b>
<b>PITTSBURGH TOTALS</b>			<b>498</b>	<b>160</b>	<b>199</b>	<b>359</b>	<b>353</b>	<b>126</b>	<b>51</b>	<b>3</b>	<b>25</b>	<b>1184</b>	<b>106</b>	<b>21</b>	<b>44</b>	<b>65</b>	<b>86</b>

Hits in the 2015-16 season. That total ranked 7th in the NHL and led the Pens. It marked the 3rd time in his career that he's recorded over 200 hits in a season (207, 2008-09; 211, 2015-16).

# 264

## MAKING HISTORY

Was 1st Ferris State player to be named Central Collegiate Hockey Association's Player of the Year. Also named to the CCHA All-Decade Team.

### HAT TRICKS



LAST: 03.10.13 vs. NYI (3G)

# 5

### GOAL STREAK

LAST: 02.26.13-03.07.13 (7)



# 5

### ASSIST STREAK

LAST: 12.01.15-12.11.15 (7)



# 7

### POINT STREAK

LAST: 11.25.13-12.07.13 (6G-4A)



# KRIS LETANG

D

**PRONOUNCED** leh-TANG, KRIHS

**SIGNED** Through 2021-22 Season

**DOB** 4/24/87

**BIRTHPLACE** Montreal, QC

# 58

<b>SHOOTS</b>	<b>HT</b>	<b>WT</b>
Right	6-0	201

**ACQUIRED**

Drafted by Penguins in the 3rd round (62nd overall) of the 2005 NHL Draft.



## CAREER YEAR

Enjoyed best season in 2015-16, establishing career highs in goals (16), assists (51), points (67) and average minutes per game (26:56). Those marks paced all Pens blueliners and his .94 points-per-game average ranked 2nd in the entire NHL - behind only Ottawa's Erik Karlsson (1.00). Posted 1.15 points-per-game under head coach Mike Sullivan (15 goals, 53 points in 46 games played).

## LEADER

Led all NHL defensemen with 16 points (3G-13A) during the 2013 postseason. His career-high playoff point total ranked 1st among all Penguins players.

# .79

Letang's average points per game since 2010, the 2nd-best mark among NHL defensemen during that span behind only Ottawa's Erik Karlsson (0.86).

## CLUTCH

Helped the Penguins capture the Stanley Cup in 2009 by tying Larry Murphy's single-season franchise record for playoff goals by a defenseman with 5. Helped turn around Pittsburgh's Eastern Conference semifinals series against Washington by scoring the overtime game-winning goal in Game 3 at Mellon Arena.

# 300

Recorded his 300th career point (assist) on Dec. 26, 2015 at Minnesota. Became just the 3rd defenseman in Pens history to surpass the 300-point plateau.

# 18

Career postseason goals, the most tallies among blueliners in team playoff history. Scored Stanley Cup-winning goal in Game 6 at San Jose in 2016.

# 5

Assists posted in 1 game on Jan. 27, 2015 vs. Winnipeg. The 5 assists are career highs in assists and points in a single game. Was the only defenseman in the NHL to post a 5-point game in 2014-15.

## INSPIRATIONAL COMEBACK

Finalist for NHL's Bill Masterton Trophy in 2015. Selected by the local media as the Penguins' Masterton nominee for 2 straight seasons after returning from a stroke to post a remarkable, Norris Trophy-caliber season in 2014-15. Was also the team's Masterton nominee in 2014 following his remarkable late-season comeback on April 9, 2014 against Detroit. Suffered a stroke in late January 2014 that kept him out of the lineup for 26 games and he still deals with the effects of stroke on a daily basis.

## CAREER HIGHS

# 2

**GOALS IN A GAME**

LAST: (7 times), 02.06.16 at FLA



# 5

**ASSISTS IN A GAME**

LAST: (1 time), 01.27.15 vs. WPG



# 5

**POINTS IN A GAME**

LAST: (1 time), 01.27.15 vs. WPG (5A)



**SHOTS ON GOAL**

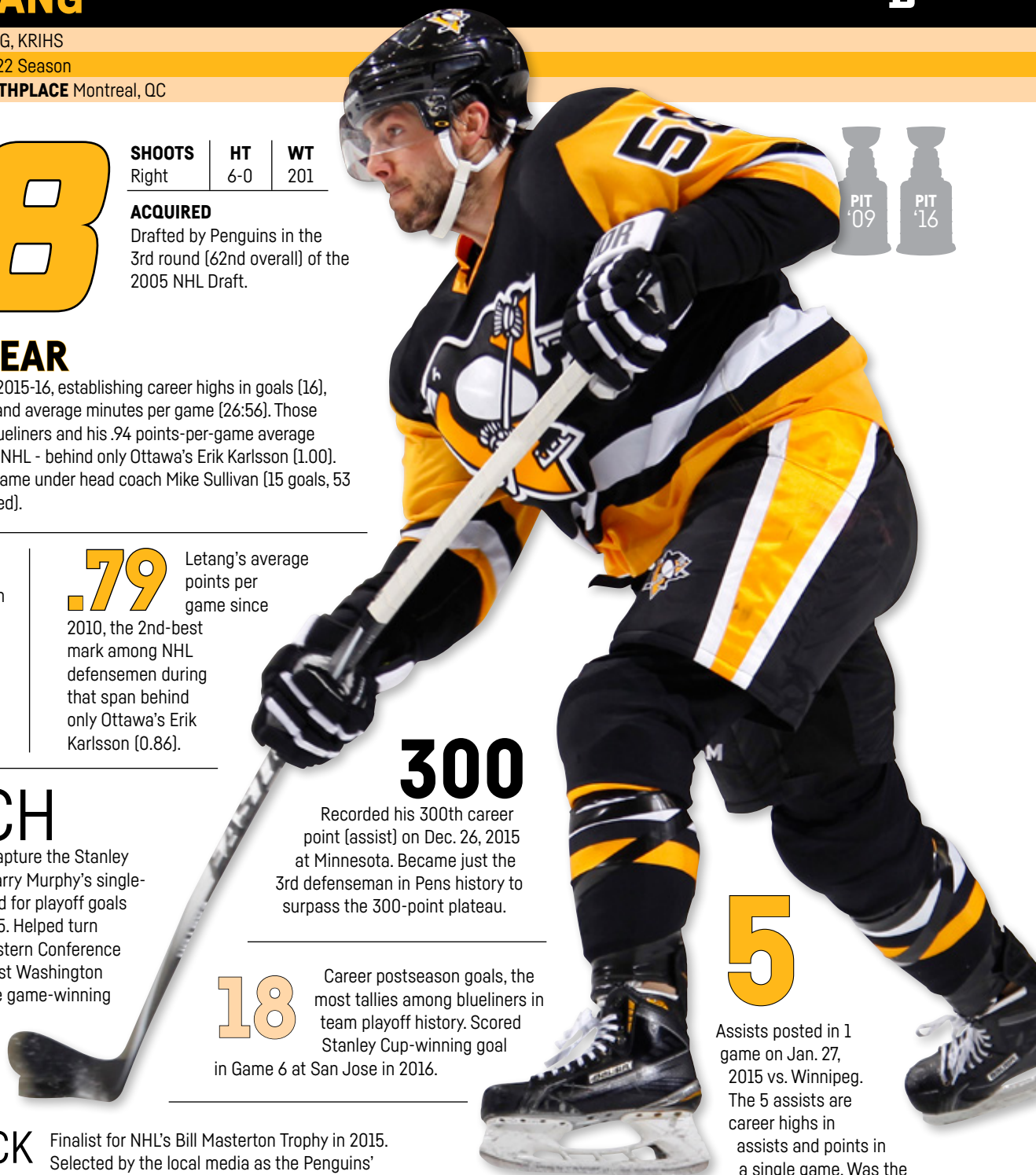
# 9

LAST: (1 time), 03.28.10 vs. TOR

**PENALTY MINUTES**

# 22

LAST: (1 time), 03.15.15 vs. DET





# CAREER STATISTICS

YEAR	TEAM	LEAGUE	REGULAR SEASON										PLAYOFFS				
			GP	G	A	PTS	PIM	+/-	PP	SH	GW	S	GP	G	A	PTS	PIM
2004-05	Val d'Or	QMJHL	70	13	19	32	79	-16	5	1	--	--	--	--	--	--	--
	Canada	WJ-18	6	2	2	4	20	--	--	--	--	--	--	--	--	--	--
2005-06	Val d'Or	QMJHL	60	25	43	68	156	4	13	1	2	290	5	1	5	6	20
	Canada	WJC	6	1	2	3	2	5	0	0	1	8	--	--	--	--	--
2006-07	<b>PITTSBURGH</b>	<b>NHL</b>	<b>7</b>	<b>2</b>	<b>0</b>	<b>2</b>	<b>4</b>	<b>-3</b>	<b>2</b>	<b>0</b>	<b>0</b>	<b>8</b>	--	--	--	--	--
	Val d'Or	QMJHL	40	14	38	52	74	19	5	2	4	171	19	12	19	31	48
	Canada	WJC	6	0	6	6	12	4	0	0	0	22	--	--	--	--	--
	Wilkes-Barre	AHL	--	--	--	--	--	--	--	--	--	--	1	0	1	1	2
2007-08	<b>PITTSBURGH</b>	<b>NHL</b>	<b>63</b>	<b>6</b>	<b>11</b>	<b>17</b>	<b>23</b>	<b>-1</b>	<b>1</b>	<b>0</b>	<b>3</b>	<b>68</b>	<b>16</b>	<b>0</b>	<b>2</b>	<b>2</b>	<b>12</b>
	Wilkes-Barre	AHL	10	1	6	7	4	0	0	0	0	18	--	--	--	--	--
2008-09	<b>PITTSBURGH</b>	<b>NHL</b>	<b>74</b>	<b>10</b>	<b>23</b>	<b>33</b>	<b>24</b>	<b>-7</b>	<b>4</b>	<b>1</b>	<b>3</b>	<b>138</b>	<b>23</b>	<b>4</b>	<b>9</b>	<b>13</b>	<b>26</b>
2009-10	<b>PITTSBURGH</b>	<b>NHL</b>	<b>73</b>	<b>3</b>	<b>24</b>	<b>27</b>	<b>51</b>	<b>1</b>	<b>0</b>	<b>0</b>	<b>0</b>	<b>174</b>	<b>13</b>	<b>5</b>	<b>2</b>	<b>7</b>	<b>6</b>
2010-11	<b>PITTSBURGH</b>	<b>NHL</b>	<b>82</b>	<b>8</b>	<b>42</b>	<b>50</b>	<b>101</b>	<b>15</b>	<b>4</b>	<b>0</b>	<b>2</b>	<b>236</b>	<b>7</b>	<b>0</b>	<b>4</b>	<b>4</b>	<b>10</b>
2011-12	<b>PITTSBURGH</b>	<b>NHL</b>	<b>51</b>	<b>10</b>	<b>32</b>	<b>42</b>	<b>34</b>	<b>21</b>	<b>4</b>	<b>1</b>	<b>3</b>	<b>142</b>	<b>6</b>	<b>1</b>	<b>4</b>	<b>5</b>	<b>21</b>
2012-13	<b>PITTSBURGH</b>	<b>NHL</b>	<b>35</b>	<b>5</b>	<b>33</b>	<b>38</b>	<b>8</b>	<b>16</b>	<b>1</b>	<b>0</b>	<b>1</b>	<b>95</b>	<b>15</b>	<b>3</b>	<b>13</b>	<b>16</b>	<b>8</b>
2013-14	<b>PITTSBURGH</b>	<b>NHL</b>	<b>37</b>	<b>11</b>	<b>11</b>	<b>22</b>	<b>16</b>	<b>-8</b>	<b>6</b>	<b>0</b>	<b>1</b>	<b>108</b>	<b>13</b>	<b>2</b>	<b>4</b>	<b>6</b>	<b>14</b>
2014-15	<b>PITTSBURGH</b>	<b>NHL</b>	<b>69</b>	<b>11</b>	<b>43</b>	<b>54</b>	<b>79</b>	<b>12</b>	<b>2</b>	<b>1</b>	<b>1</b>	<b>197</b>	--	--	--	--	--
2015-16	<b>PITTSBURGH</b>	<b>NHL</b>	<b>71</b>	<b>16</b>	<b>51</b>	<b>67</b>	<b>66</b>	<b>9</b>	<b>5</b>	<b>0</b>	<b>2</b>	<b>218</b>	<b>23</b>	<b>3</b>	<b>12</b>	<b>15</b>	<b>22</b>
<b>PIT/NHL TOTALS</b>			<b>562</b>	<b>82</b>	<b>270</b>	<b>352</b>	<b>406</b>	<b>55</b>	<b>29</b>	<b>3</b>	<b>16</b>	<b>1384</b>	<b>116</b>	<b>18</b>	<b>50</b>	<b>68</b>	<b>119</b>

3

GOAL STREAK

LAST: 11.28.14-12.13.14 (4)



8

ASSIST STREAK

LAST: 03.26.16-04.07.16 (10)



8

POINT STREAK

LAST: 03.26.16-04.07.16 (2G-10A)



## PRESTIGIOUS COMPANY

Only 3 players chosen in the 3rd round or later in the 2005 NHL Draft have totaled 300-plus points entering the 2015-16 season: NY Rangers defenseman Keith Yandle (369), Letang (352) and Letang's teammate Patric Hornqvist (318).

## YOUNG GUN

Appeared in back-to-back NHL YoungStars Games in 2008 and '09.

## 38

During the shortened 2012-13 season, Letang tied for the NHL lead among defensemen with 38 points (5G-33A), finishing as the only defender in the league to average better than a point per game (1.09 avg.). That season Letang finished in 3rd place in Norris Trophy voting.

## FAMILY MATTERS

Kris and his wife, Catherine, are the proud parents of a son, Alexander.

## ALL-STAR STATUS

Played in 3 NHL All-Star Games in 2011, '12 and '16. In '12, he was overwhelmingly voted into the game via fan balloting with 477,960 votes, finishing 2nd overall behind only teammate Sidney Crosby, despite having to be a write-in candidate.

## CAPTAIN CANADA

Was the captain of Canada's gold-medal winning squad at the 2007 World Junior Championship. Also won a gold medal with Canada at the '06 WJC.

**JUNIOR SENSATION** His 3 years of junior hockey with Val d'Or of the Quebec Major Junior Hockey League (QMJHL) was culminated by a final season in 2006-07 that saw him win the Emile "Butch" Bouchard Trophy as the league's top defenseman, the Paul Dumont Trophy as the best personality and the Kevin Lowe Trophy as the top defensive defenseman. Letang was also selected as a QMJHL First-Team All-Star.

## 51

Assists led the team in 2015-16. He also led the team in assists

in 2010-11 (42). He is the only player besides Sidney Crosby and Evgeni Malkin to lead team in assists the last 10 years.

## BLUE, BLANC ET ROUGE

The Montreal, Quebec native grew up a huge Canadiens fan. Wishes he could have met Montreal's legendary Hall of Fame forward Maurice "Rocket" Richard.

## 35:14

Career-high minutes logged on March 29, 2016 vs. Buffalo. 2 days earlier he logged 31:45, including a 3:32-minute shift in OT, before setting up the Pens' game-winning overtime goal at NY Rangers. That NY game was the 2nd half of back-to-backs, where Letang skated for 29:52 in Detroit - an average of 32:28 in 3 games in 4 nights.

## 21

Shootout tallies registered. Only Sidney Crosby (33) has more all-time tallies among Penguins' players. Letang also has 12 game-deciding shootout tallies. His 21 shootout goals are the most all-time by an NHL defenseman.

## 19

Age when he made his NHL debut in 2006, scoring his 1st NHL goal against the NY Rangers' Henrik Lundqvist on Oct. 12, 2006 at Madison Square Garden.



# LETTANG

KRIS



**.79** POINTS PER GAME  
Since 2010

2ND-BEST Among NHL Defensemen

NHL ALL-STAR

**NOMINEE**

NORRIS TROPHY  
2013

BILL MASTERTON TROPHY  
2014 · 2015

**67**

CAREER-HIGH  
Point Total  
2015.16

**19** YEARS-OLD WHEN HE MADE HIS NHL DEBUT



**18** CAREER  
POST-SEASON  
GOALS  
Among Defensemen

FRANCHISE RECORD

**38**

POINTS  
2012.13  
TIED FOR MOST  
among NHL D-men

BEST QMJHL  
DEFENSEMAN

EMILE "BUTCH" BOUCHARD TROPHY  
2007

**2**



STANLEY CUP  
2009 · 2016

# OLLI MAATTA

D

**PRONOUNCED** MA-TA, OH-lee

**SIGNED** Through 2021-22 Season

**DOB** 8/22/94 **BIRTHPLACE** Jyvaskyla, Finland

# 3

<b>SHOOTS</b>	<b>HT</b>	<b>WT</b>
Left	6-2	206

**ACQUIRED**

Drafted by Penguins in the 1st round (22nd overall) of the 2012 NHL Draft.

## BRONZE MEDALIST

Helped his native Finland win a bronze medal at the 2014 Winter Olympic Games in Sochi, Russia, tying for 2nd on his team with 3 goals in 6 games. Also represented his country in the 2016 World Cup of Hockey.

## TUMOR

Was diagnosed with a cancerous tumor on his neck during the 2014 preseason that required surgical removal. Missed 6 games from Nov. 1-15 after surgery on Nov. 4. The malignant tumor was located in his thyroid gland.

# +27

Ranked 1st among Pens defensemen and 3rd among all NHL blueliners with a career-high plus-27 in 2015-16.

## MILESTONES

Set 2 career milestones during 2014-15 season. Recorded a career-high 3 points (1G-2A) in season-opener against Anaheim on Oct. 9, his 1st game action since previous playoffs due to extended summer-long rehab following offseason shoulder surgery. Posted career-long 3-game point streak from Oct. 23-28 for 3 total points (1G-2A).

# 18

Age when he made his professional debut for the Wilkes-Barre/Scranton Penguins of the American Hockey League in the conference finals of the 2013 Calder Cup playoffs.



# 29

Points (9G-20A) during the 2013-14 season, ranking 3rd among NHL rookie blueliners. His point total is 4th-most among rookie defenders in franchise history, while his 9 goals rank 2nd behind only Zarley Zalapski (12, 1988-89).

# 1st

Scored his 1st NHL goal against Roberto Luongo of the Vancouver Canucks on Oct. 19, 2013 at CONSOL Energy Center. His NHL debut came Oct. 3, 2013 against the New Jersey Devils.

# 7

Became 7th D-man in team history to win team's Rookie of the Year award in 2013-14, joining Dave Burrows, Jim Johnson, Zarley Zalapski, Jim Paek, Kris Letang and Simon Despres.

# SWEET 16

In 2011, he became the first 16-year-old since 1998 to suit up for Finland at the World Junior Championship. Played in 3 straight WJCs for Finland from 2011-13, and was an alternate captain in '13.

# 6

Year contract extension signed on Feb. 26, 2016. The new deal, with an average annual value of \$4.083 million, began in the 2016-17 season and runs through 2021-22.

## CAREER HIGHS

**2** GOALS IN A GAME  
LAST: (1 time), 03.06.14 at SJS

**3** ASSISTS IN A GAME  
LAST: (1 time), 10.09.14 vs. ANA

**3** POINTS IN A GAME  
LAST: (1 time), 10.09.14 vs. ANA (3A)

SHOTS ON GOAL

# 6

LAST: (1 time), 12.14.15 vs. WSH

PENALTY MINUTES

# 4

LAST: (1 time), 01.26.16 vs. NJD

# CAREER STATISTICS

YEAR	TEAM	LEAGUE	REGULAR SEASON										PLAYOFFS					
			GP	G	A	PTS	PIM	+/-	PP	SH	GW	S	GP	G	A	PTS	PIM	
2010-11	JYP 2	FIN-2	23	1	5	6	6	--	--	--	--	--	--	--	--	--	--	--
	JYP JR.	FIN-JR.	19	2	6	8	8	--	--	--	--	--	--	--	--	--	--	--
	Finland	WJC	6	0	0	0	0	0	--	--	--	--	--	--	--	--	--	--
2011-12	London	OHL	58	5	27	32	25	25	1	0	--	--	19	6	17	23	2	
	London	M-Cup	4	0	0	0	0	0	--	--	--	--	--	--	--	--	--	
	Finland	WJC	1	0	0	0	0	-2	--	--	--	--	--	--	--	--	--	
2012-13	London	OHL	57	8	30	38	30	9	3	1	--	--	21	4	10	14	8	
	London	M-Cup	5	0	2	2	0	--	--	--	--	--	--	--	--	--	--	
	Finland	WJC	5	1	2	3	2	0	0	0	0	8	--	--	--	--	--	
	Wilkes-Barre	AHL	--	--	--	--	--	--	--	--	--	--	3	0	0	0	0	
2013-14	<b>PITTSBURGH</b>	<b>NHL</b>	<b>78</b>	<b>9</b>	<b>20</b>	<b>29</b>	<b>14</b>	<b>8</b>	<b>3</b>	<b>1</b>	<b>1</b>	<b>119</b>	<b>13</b>	<b>0</b>	<b>4</b>	<b>4</b>	<b>0</b>	
	Finland	Olympics	6	3	2	5	0	1	1	0	0	13	--	--	--	--	--	
2014-15	<b>PITTSBURGH</b>	<b>NHL</b>	<b>20</b>	<b>1</b>	<b>8</b>	<b>9</b>	<b>10</b>	<b>1</b>	<b>0</b>	<b>0</b>	<b>0</b>	<b>27</b>	--	--	--	--	--	
2015-16	<b>PITTSBURGH</b>	<b>NHL</b>	<b>67</b>	<b>6</b>	<b>13</b>	<b>19</b>	<b>22</b>	<b>27</b>	<b>0</b>	<b>0</b>	<b>2</b>	<b>95</b>	<b>18</b>	<b>0</b>	<b>7</b>	<b>7</b>	<b>4</b>	
2016-17	Finland	WCH	3	0	0	0	-1	0	0	0	0	4	--	--	--	--	--	
<b>PIT/NHL TOTALS</b>			<b>165</b>	<b>16</b>	<b>41</b>	<b>57</b>	<b>46</b>	<b>36</b>	<b>3</b>	<b>1</b>	<b>3</b>	<b>241</b>	<b>31</b>	<b>0</b>	<b>11</b>	<b>11</b>	<b>4</b>	

## RARE FEAT

Became just the 2nd defenseman in franchise history (George Konik, Jan. 31, 1968) to score on a penalty shot (shorthanded) when he converted against the Minnesota Wild's Niklas Backstrom on Dec. 19, 2013. Maatta's goal was part of a 2-point (1G-1A) night and it came with his mother in attendance.

**2** GOAL STREAK   
LAST: 12.05.15-12.06.15 (2)

**2** ASSIST STREAK   
LAST: 02.29.16-03.01.16 (2)

**3** POINT STREAK   
LAST: 01.12.16-01.17.16 (1G-2A)

# EVGENI MALKIN

C

**PRONOUNCED** MAHL-kih-n, ehv-GEH-nee

**SIGNED** Through 2021-22 Season

**DOB** 7/31/86

**BIRTHPLACE** Magnitogorsk, Russia

# 71

<b>SHOOTS</b>	<b>HT</b>	<b>WT</b>
Left	6-3	195

**ACQUIRED**

Drafted by Penguins in the 1st round (2nd overall) of the 2004 NHL Draft.



## FIRST

Malkin has been named a NHL First-Team All-Star 3 times during his career - in 2007-08, '08-09 and '11-12.

# 3

Has racked up 3 100-point campaigns since making his NHL debut in October 2006, tying him with Sidney Crosby and Alex Ovechkin for the most such seasons in the NHL during that span.

# 8

Established a playoff career high with points in each of Pittsburgh's first 8 postseason games in 2013. His run included 6 multi-point games and 14 overall points (3G-11A).

## ELITE COMPANY

In 2009, he won both the regular season and playoff scoring titles, allowing him to join Mario Lemieux, Wayne Gretzky, Guy Lafleur and Phil Esposito as the only NHL players to do so since the 1967 NHL Expansion.

# 129

Only Mario Lemieux (172 points), Jaromir Jagr (147) and current teammate Sidney Crosby (137) have amassed more playoff points in franchise history than Malkin's 129 (48G-81A).

# 19

Points recorded at the 2012 World Championship, establishing a Team Russia WC scoring record. He finished with 11 goals and 8 assists, earning him tournament MVP and Top Forward honors, with Russia taking home the gold medal. Represented Russia at the 2016 World Cup of Hockey.

# 1.02

Malkin's point-per-game average during the 2015-16 regular season, 4th-highest among NHL players.

## "THE GENO"

Perhaps his finest NHL moment came in Game 2 of the 2009 Eastern Conference Final against the Carolina Hurricanes when he recorded his 1st career playoff hat trick and added an assist. His hat trick marker came on a faceoff play dubbed "The Geno" in which he won the draw forward in the offensive zone, carried the puck behind the net and scored on a spinning, backhand shot.

## 1ST GAME, 1ST GOAL

Beat future Hall of Fame goaltender Martin Brodeur for 1st NHL goal in his 1st game on Oct. 18, 2006 against New Jersey at Mellon Arena. Malkin went on to tally in his first 6 NHL games (7 goals total), becoming the first player in 89 years to accomplish that feat.

## FATHER FIGURE

Lived with fellow Russian Sergei Gonchar and his family during his first 2 years in the NHL. When Malkin won the Hart Trophy in 2012, he dedicated the award to Gonchar.

## CAREER HIGHS

**3** GOALS IN A GAME  
LAST: (10 times), 01.23.16 vs. VAN

**5** ASSISTS IN A GAME  
LAST: (1 time), 01.20.07 vs. TOR

**5** POINTS IN A GAME  
LAST: (7 times), 03.20.12 vs. WPG (2G-3A)

SHOTS ON GOAL

# 12

LAST: (3 times), 11.12.11 at CAR

PENALTY MINUTES

# 16

LAST: (1 time), 12.02.14 vs. NJD



# CAREER STATISTICS

YEAR	TEAM	LEAGUE	REGULAR SEASON										PLAYOFFS				
			GP	G	A	PTS	PIM	+/-	PP	SH	GW	S	GP	G	A	PTS	PIM
2002-03	Russia	WJ-18	6	5	4	9	2	11	0	0	1	18	--	--	--	--	--
2003-04	Magnitogorsk	RUS	34	3	9	12	12	11	--	--	--	--	--	--	--	--	
	Russia	WJC	6	1	4	5	0	2	0	0	1	9	--	--	--	--	
2004-05	Russia	WJ-18	6	4	4	8	31	4	1	0	0	4	--	--	--	--	
	Magnitogorsk	RUS	52	12	20	32	24	21	--	--	--	--	5	0	4	4	0
	Russia	WC	9	0	4	4	8	6	0	0	0	14	--	--	--	--	
	Russia	WJC	6	3	7	10	16	0	1	0	0	22	--	--	--	--	
2005-06	Magnitogorsk	RUS	46	21	26	47	46	28	--	--	--	--	11	5	10	15	41
	Russia	Olympics	7	2	4	6	31	5	0	1	0	17	--	--	--	--	
	Russia	WC	7	3	6	9	6	7	0	1	0	20	--	--	--	--	
	Russia	WJC	6	4	6	10	12	5	3	0	1	26	--	--	--	--	
2006-07	<b>PITTSBURGH</b>	<b>NHL</b>	<b>78</b>	<b>33</b>	<b>52</b>	<b>85</b>	<b>80</b>	<b>2</b>	<b>16</b>	<b>0</b>	<b>6</b>	<b>242</b>	<b>5</b>	<b>0</b>	<b>4</b>	<b>4</b>	<b>8</b>
	Russia	WC	9	5	5	10	6	5	2	0	0	33	--	--	--	--	
2007-08	<b>PITTSBURGH</b>	<b>NHL</b>	<b>82</b>	<b>47</b>	<b>59</b>	<b>106</b>	<b>78</b>	<b>16</b>	<b>17</b>	<b>0</b>	<b>5</b>	<b>272</b>	<b>20</b>	<b>10</b>	<b>12</b>	<b>22</b>	<b>24</b>
2008-09	<b>PITTSBURGH</b>	<b>NHL</b>	<b>82</b>	<b>35</b>	<b>78*</b>	<b>113*</b>	<b>80</b>	<b>17</b>	<b>14</b>	<b>2</b>	<b>4</b>	<b>290</b>	<b>24</b>	<b>14</b>	<b>22*</b>	<b>36*</b>	<b>51</b>
2009-10	<b>PITTSBURGH</b>	<b>NHL</b>	<b>67</b>	<b>28</b>	<b>49</b>	<b>77</b>	<b>100</b>	<b>-6</b>	<b>13</b>	<b>2</b>	<b>7</b>	<b>268</b>	<b>13</b>	<b>5</b>	<b>6</b>	<b>11</b>	<b>6</b>
	Russia	Olympics	4	3	3	6	0	0	2	0	1	17	--	--	--	--	
	Russia	WC	5	5	2	7	10	--	--	--	--	--	--	--	--		
2010-11	<b>PITTSBURGH</b>	<b>NHL</b>	<b>43</b>	<b>15</b>	<b>22</b>	<b>37</b>	<b>18</b>	<b>-4</b>	<b>5</b>	<b>0</b>	<b>3</b>	<b>182</b>	--	--	--	--	
2011-12	<b>PITTSBURGH</b>	<b>NHL</b>	<b>75</b>	<b>50</b>	<b>59</b>	<b>109*</b>	<b>70</b>	<b>18</b>	<b>12</b>	<b>0</b>	<b>9</b>	<b>339*</b>	<b>6</b>	<b>3</b>	<b>5</b>	<b>8</b>	<b>6</b>
	Russia	WC	10	11	8	19	4	16	5	0	2	47	--	--	--	--	
2012-13	<b>PITTSBURGH</b>	<b>NHL</b>	<b>31</b>	<b>9</b>	<b>24</b>	<b>33</b>	<b>36</b>	<b>5</b>	<b>4</b>	<b>0</b>	<b>3</b>	<b>99</b>	<b>15</b>	<b>4</b>	<b>12</b>	<b>16</b>	<b>26</b>
	Magnitogorsk	KHL	37	23	42	65	58	23	--	--	--	--	--	--	--		
2013-14	<b>PITTSBURGH</b>	<b>NHL</b>	<b>60</b>	<b>23</b>	<b>49</b>	<b>72</b>	<b>62</b>	<b>10</b>	<b>7</b>	<b>0</b>	<b>3</b>	<b>191</b>	<b>13</b>	<b>6</b>	<b>8</b>	<b>14</b>	<b>8</b>
	Russia	Olympics	5	1	2	3	2	2	0	0	0	20	--	--	--	--	
	Russia	WC	4	2	1	3	2	0	2	0	1	9	--	--	--	--	
2014-15	<b>PITTSBURGH</b>	<b>NHL</b>	<b>69</b>	<b>28</b>	<b>42</b>	<b>70</b>	<b>60</b>	<b>-2</b>	<b>9</b>	<b>0</b>	<b>4</b>	<b>212</b>	<b>5</b>	<b>0</b>	<b>0</b>	<b>0</b>	<b>0</b>
	Russia	WC	9	5	5	10	8	8	1	0	1	17	--	--	--	--	
2015-16	<b>PITTSBURGH</b>	<b>NHL</b>	<b>57</b>	<b>27</b>	<b>31</b>	<b>58</b>	<b>65</b>	<b>1</b>	<b>11</b>	<b>0</b>	<b>6</b>	<b>162</b>	<b>23</b>	<b>6</b>	<b>12</b>	<b>18</b>	<b>18</b>
2016-17	Russia	WCH	4	1	2	3	4	2	0	0	0	6	--	--	--	--	
<b>PIT/NHL TOTALS</b>			<b>644</b>	<b>295</b>	<b>465</b>	<b>760</b>	<b>649</b>	<b>57</b>	<b>108</b>	<b>4</b>	<b>50</b>	<b>2257</b>	<b>124</b>	<b>48</b>	<b>81</b>	<b>129</b>	<b>147</b>

\*NHL LEADER

## HAT TRICKS



LAST: 01.23.16 vs. VAN [36]

## 6 GOAL STREAK

LAST: 01.13.12-01.22.12 (9)



## 13 ASSIST STREAK

LAST: 10.16.08-11.15.08 (21)



## 15 POINT STREAK

LAST: 01.16.10-03.04.10 (9G-15A)



## 2009 STANLEY CUP CHAMP

Helped lead the Penguins to the franchise's 3rd Stanley Cup in 2009. Was awarded the Conn Smythe Trophy as playoff MVP after posting a league-leading 36 points (14G-22A). Was the 4th-youngest Conn Smythe winner at 22 years, 10 months.

## HOMETOWN HERO

Before joining the Penguins, suited up for his hometown team, Magnitogorsk Metallurg, in the Russian Super League/Kontinental Hockey League from 2003-06. He also played for Magnitogorsk during the work stoppage in 2012, finishing 3rd in the KHL scoring race with 65 points (23G-42A) despite playing just 37 games.

## THREE-TIME OLYMPIAN

Has represented his native Russia in 3 Winter Olympic Games: 2006, '10 and '14. The '14 Games were held in Sochi, Russia.

# 254

Consecutive games played beginning with his NHL debut on Oct. 18, 2006 and running until he missed a game vs. Columbus on Oct. 30, 2009. His streak is the 5th-longest in team history.

# 11

Began 2014-15 season with an 11-game scoring streak totaling 17 points (6G-11A).

# 3

Helped the Penguins eliminate the Columbus Blue Jackets in the 2014 First Round by notching his 2nd career postseason hat trick in Game 6 at Nationwide Arena. By doing so, Malkin joined Sidney Crosby and Mario Lemieux as the only skaters in team history with multiple playoff hat tricks.

## DID YOU KNOW?

Evgeni is a huge sports fan. In addition to being an avid soccer and billiards player, he enjoys watching tennis, NBA basketball and the Pittsburgh Steelers. He's been spotted at Steelers games wearing Troy Polamalu's No. 43 jersey.

# 13

His 13-game assist streak (21 total) from Oct. 16-Nov. 15, 2008 is the 3rd-longest in team history.

## SOCIAL MEDIA MOGUL

Is one of the biggest sports stars on social media, thanks to a Twitter account that boasts over 1.4 million followers and an Instagram account with over 350 thousand followers as of Sept. 2016. Some of Malkin's most-popular Instagram photos are him catching large fish, swimming with whale sharks and candid shots of him alongside Sidney Crosby during the Penguins' September 2013 visit to West Point.

# 342

Number of points Malkin has registered since the beginning of the 2011-12 season, 7th-most in the NHL during that span. Malkin has 137 goals and 205 assists during the past 5 seasons.

## CELEB STATUS

Evgeni isn't the only member of the Malkin family who owns celebrity status in Pittsburgh. His parents, Vladimir and Natalia, are scoreboard sensations at CONSOL Energy Center and fan favorites whenever they come to visit Evgeni during the season.

## LET'S GO STREAKING

Has run off 15-game point streaks twice in his career, most recently from Jan. 16 to March 4, 2010 (9G-14A). He also had a 15-game streak between Oct. 23 and Nov. 22, 2007 (7G-15A).

## SPLIT MILESTONE


Recorded his 200th NHL point when he collected an assist on Sidney Crosby's 100th NHL goal on Oct. 18, 2008 against Toronto at Mellon Arena. The milestone puck was later split in half for both players to share.

## INTERNATIONAL PLAY

Played for Russia in 6 World Championships, 3 World Junior Championships and 2 World Under-18 Championships. He won gold medals with Russia at the '12 and '14 World Championships. He was the MVP and Top Forward at the '06 WJC and was named to the World Championship All-Tournament Team in '07, '10 and '12. Played for Russia at the 2016 World Cup of Hockey.

## STAR OF THE MONTH

Led all NHL players in November 2013 with 21 assists and 25 points. His 21 assists were the most for a player in a single month since Wayne Gretzky also had 21 in January 1996.





# MAILKIN

## EVGENI



NHL ALL-STAR


- 2008
- 2009
- 2012

**3** Time Team MVP

DRAFTED NO. **2** OVERALL IN 2004

**50 GOAL SEASON**

2012



# MATT MURRAY

G

**PRONOUNCED** MUHR-ee, MAT

**SIGNED** Through 2016-17 Season

**DOB** 5/25/94

**BIRTHPLACE** Thunder Bay, ON

# 30

<b>CATCH</b>	<b>HT</b>	<b>WT</b>
Left	6-4	178

**ACQUIRED**  
Drafted by Penguins in the 3rd round (83rd overall) of the 2012 NHL Draft.



## 2nd

Rookie in the past 20 years to win the AHL Goaltender of the Year.

# 15

Playoff wins in 2016. Tied for most ever in NHL history for a rookie goaltender, joining Patrick Roy, Cam Ward and Ron Hextall.

# 4th

Rookie goaltender in NHL history to lead his team to the Stanley Cup title, joining Ken Dryden, Patrick Roy and Cam Ward.

# 31

Saves in Game 4 of the Pens' First Round series against NY Rangers to record his 1st NHL playoff shutout. Became 1st Pens rookie goalie to record a postseason shutout. Made career-high 47 saves in Game 3 vs. Washington in Second Round.

## PRIME TIME

Returned from upper-body injury to lead Pens to 3 straight wins and a series victory in their First Round matchup against the NY Rangers in 2016. Hit several milestones in the run, including 1st career playoff game, win and shutout. Also became youngest goaltender in Pens postseason history to start a game (21 years, 330 days) in Game 3 at Madison Square Garden.

# 12

Shutouts in 2014-15, most ever by a rookie AHL netminder.

## RECORD YEAR

Made his pro debut with Wilkes-Barre/Scranton of the American Hockey League in 2014-15, and he rewrote nearly every record book along the way. Was named AHL Goaltender of the Year and Rookie of the Year after leading the league in shutouts (12), save percentage (.941) and goals-against average (1.58), and setting a new league record for consecutive shutout streak (304:11 minutes).

## WORLDWIDE

Played for Team North America in the 2016 World Cup of Hockey. The team was comprised of the best American and Canadian players under the age of 23.

### CAREER HIGHS

SHOTS FACED

# 37

LAST: 03.01.16 at WAS

SAVES

# 34

LAST: 03.01.16 at WAS

SHUTOUTS

# 1

LAST: 04.02.16 at NYI



# CAREER STATISTICS

YEAR	TEAM	LEAGUE	REGULAR SEASON									PLAYOFFS						
			GP	W	L	OTL	MIN	GA	SO	GAA	SV%	GP	W-L	MIN	GA	SO	GAA	SV%
<b>2010-11</b>	Sault Ste Marie	OHL	28	8	11	3	1377	87	1	3.79	--	--	--	--	--	--	--	--
<b>2011-12</b>	Sault Ste Marie	OHL	36	13	19	1	1912	130	0	4.08	--	--	--	--	--	--	--	--
	Canada	WJ-18	7	4	3	0	420	19	0	2.72	.910	--	--	--	--	--	--	--
<b>2012-13</b>	Sault Ste Marie	OHL	53	26	19	4	2910	178	2	3.67	.894	6	2-4	381	17	1	2.67	.910
<b>2013-14</b>	Sault Ste Marie	OHL	49	32	11	1	2984	128	6	2.57	.921	9	4-3	547	24	1	2.63	.915
	Wilkes-Barre	AHL	1	0	1	0	60	2	0	2.00	.920	1	0-0	20	0	0	.00	1.00
<b>2014-15</b>	Wilkes-Barre	AHL	40	25	10	3	2321	61	12+	1.58+	.941	8	4-4	456	18	1	2.37	.923
<b>2015-16</b>	<b>PITTSBURGH</b>	<b>NHL</b>	<b>13</b>	<b>9</b>	<b>2</b>	<b>1</b>	<b>749</b>	<b>25</b>	<b>1</b>	<b>2.00</b>	<b>.930</b>	<b>21</b>	<b>15*-6</b>	<b>1267</b>	<b>44</b>	<b>1</b>	<b>2.08</b>	<b>.923</b>
	Wilkes-Barre	AHL	31	20	9	1	1827	64	4	2.10	.931	--	--	--	--	--	--	--
<b>2016-17</b>	N. America	WCH	2	1	1	0	95	5	0	3.16	.886	--	--	--	--	--	--	--
<b>PIT/NHL TOTALS</b>			<b>13</b>	<b>9</b>	<b>2</b>	<b>1</b>	<b>749</b>	<b>25</b>	<b>1</b>	<b>2.00</b>	<b>.930</b>	<b>21</b>	<b>15-6</b>	<b>1267</b>	<b>44</b>	<b>1</b>	<b>2.08</b>	<b>.923</b>

\*NHL LEADER +AHL LEADER

## NEXT LEVEL

Became 1st rookie goaltender to lead playoff series win against the Presidents' Trophy-winning team (Washington Capitals, Second Round), since Calgary's Mike Vernon against Edmonton in 1986. Also became 3rd goalie in NHL expansion era to reach double digits in postseason wins before regular-season wins (Ken Dryden, 1971; Vernon, 1986).

# 24

Saves against the NY Islanders on April 2, 2016 to record his 1st NHL shutout. Recorded 1st NHL win Dec. 21, 2015 vs. Columbus, and made NHL debut Dec. 19, 2015 vs. Carolina.

# 304:11

AHL-record shutout sequence set from Feb. 8 to March 8, 2015 – a calendar month. The longest streak in the AHL's 80-year history.

## SHINE BRIGHT

Named First-Team AHL All-Star and won Harry "Hap" Holmes Memorial Award (with Jeff Zatkoff) for team that boasted the fewest GAA in the AHL in 2014-15.

## ALL-STAR

Twice named an American Hockey League All-Star. He was a Second-Team All-Star in 2015-16 despite playing only half the season with WBS. He was a First Team All-Star in 2014-15.

WIN  
STREAK

# 7

03.06.16 – 04.07.16

SHUTOUT  
STREAK

# 112:05

03.29.16 – 04.03.16

# STEVE OLEKSY

D

**PRONOUNCED** oh-LEHK-see, STEE-vehn

**SIGNED** Through 2016-17 Season

**DOB** 2/4/86

**BIRTHPLACE** Chesterfield, MI

# 61

<b>SHOOTS</b>	<b>HT</b>	<b>WT</b>
Right	6-0	190

**ACQUIRED**  
Signed as unrestricted free agent on July 1, 2015.



## STUDENT ATHLETE

Played 3 seasons of college hockey with Lake Superior State of the CCHA. Appeared in 74 collegiate contests in his career with Lake Superior State.

## 08.15.16

Enjoyed a day with the Stanley Cup in Michigan after traveling with the Penguins during the final 2 rounds of the playoffs following Trevor Daley's injury.

# 283

Games played in the AHL over 5-plus seasons.

## RIDING THE BUS

Paid his dues in both the American Hockey League and ECHL. Has played for Lake Erie, Bridgeport, Hershey and WBS in the AHL, and Las Vegas, Toledo and Idaho in the ECHL.

# 62

NHL games played over parts of 3 seasons with the Washington Capitals. Established career highs in games played (33), goals (2), assists (t-8), points (10) and penalty minutes (53) in 2012-13 season.

# 123

Team-leading penalty minutes for Wilkes-Barre/Scranton in 2015-16. Has topped the 100-penalty minute mark 3 times in his AHL career.

## CAREER HIGHS

- 1** GOALS IN A GAME  
LAST: (3 times), 01.02.14 vs. CAR ➤
- 2** ASSISTS IN A GAME  
LAST: (2 times), 04.13.13 vs. TBL ➤
- 2** POINTS IN A GAME  
LAST: (3 times), 12.08.13 at NYR (IG-1A) ➤

SHOTS ON GOAL

# 4

LAST: (2 times), 04.16.13 vs. TOR

PENALTY MINUTES

# 15

LAST: (2 times), 11.01.13 at PHI



# CAREER STATISTICS

YEAR	TEAM	LEAGUE	REGULAR SEASON										PLAYOFFS					
			GP	G	A	PTS	PIM	+/-	PP	SH	GW	S	GP	G	A	PTS	PIM	
<b>2006-07</b>	Lake Superior	CCHA	39	2	2	4	24	--	--	--	--	--	--	--	--	--	--	--
<b>2007-08</b>	Lake Superior	CCHA	36	1	6	7	36	--	--	--	--	--	--	--	--	--	--	--
<b>2008-09</b>	Lake Superior	CCHA	38	0	9	9	50	--	0	0	0	--	--	--	--	--	--	
	Las Vegas	ECHL	2	0	0	0	0	1	0	0	0	1	--	--	--	--	--	
<b>2009-10</b>	Toledo	ECHL	3	0	0	0	2	1	0	0	0	3	--	--	--	--	--	
	Port Huron	IHL	28	1	1	2	35	-4	--	--	--	--	--	--	--	--	--	
	Idaho	ECHL	33	1	8	9	72	4	0	0	0	25	8	0	0	0	25	
<b>2010-11</b>	Idaho	ECHL	55	7	14	21	134	6	5	0	2	79	--	--	--	--	--	
	Lake Erie	AHL	17	0	4	4	39	0	0	0	0	14	3	0	1	1	2	
<b>2011-12</b>	Idaho	ECHL	14	1	7	8	47	-9	1	0	0	24	--	--	--	--	--	
	Bridgeport	AHL	50	1	14	15	98	16	0	0	0	57	3	0	0	0	2	
<b>2012-13</b>	<b>Washington</b>	<b>NHL</b>	<b>28</b>	<b>1</b>	<b>8</b>	<b>9</b>	<b>33</b>	<b>9</b>	<b>0</b>	<b>0</b>	<b>0</b>	<b>25</b>	<b>7</b>	<b>0</b>	<b>1</b>	<b>1</b>	<b>4</b>	
	Hershey	AHL	55	2	12	14	151	5	0	0	1	55	--	--	--	--	--	
<b>2013-14</b>	<b>Washington</b>	<b>NHL</b>	<b>33</b>	<b>2</b>	<b>8</b>	<b>10</b>	<b>53</b>	<b>7</b>	<b>0</b>	<b>0</b>	<b>1</b>	<b>27</b>	--	--	--	--	--	
	Hershey	AHL	30	0	6	6	39	-2	0	0	0	21	--	--	--	--	--	
<b>2014-15</b>	<b>Washington</b>	<b>NHL</b>	<b>1</b>	<b>0</b>	<b>0</b>	<b>0</b>	<b>0</b>	<b>-1</b>	<b>0</b>	<b>0</b>	<b>0</b>	<b>1</b>	--	--	--	--	--	
	Hershey	AHL	68	4	11	15	147	13	0	0	0	90	8	0	3	3	8	
<b>2015-16</b>	Wilkes-Barre	AHL	63	2	17	19	123	8	0	0	0	81	9	0	1	1	38	
<b>NHL TOTALS</b>			<b>62</b>	<b>3</b>	<b>16</b>	<b>19</b>	<b>86</b>	<b>15</b>	<b>0</b>	<b>0</b>	<b>1</b>	<b>53</b>	<b>7</b>	<b>0</b>	<b>1</b>	<b>1</b>	<b>4</b>	

**0** GOAL STREAK  
LAST: N/A

**2** ASSIST STREAK  
LAST: 11.15.13-11.17.13 (2)

**2** POINT STREAK  
LAST: 11.15.13-11.17.13 (2A)



# STUART PERCY

D

**PRONOUNCED** PUHR-see, STEW-uhrt

**SIGNED** Through 2016-17 Season

**DOB** 5/18/93 **BIRTHPLACE** Oakville, ON

# 10

<b>SHOOTS</b> Left	<b>HT</b> 6-1	<b>WT</b> 187
-----------------------	------------------	------------------

**ACQUIRED**  
Signed as an unrestricted free agent on July 1, 2016.

# 25th

Overall selection at the 2011 NHL Draft by the Toronto Maple Leafs.

## PLAYOFF RUN

Helped lead the Toronto Marlies of the American Hockey League to the Eastern Conference Final in 2016 after posting 4 helpers and a plus-3 in 14 games.

# 4

Seasons of junior hockey with Mississauga of the Ontario Hockey League, compiling 122 points (25G-97A) and plus-55 in 218 games.

## OHL CHAMPS

Helped lead Mississauga to the Ontario Hockey League championship and Memorial Cup berth in 2011. Named to Memorial Cup All-Star Team after posting 4 assists in 5 games.

# 177

Career AHL games played for Toronto, totaling 10 goals, 54 assists and 64 points.

## LEADERSHIP

Served as Mississauga captain during final 2 seasons (2011-13).

# +50

In 2010-11 season with Mississauga, ranking 2nd overall in the entire OHL.

## CAREER YEAR

Set career highs across the board in final season (2012-13) with Mississauga of the OHL with 13 goals, 32 assists, 45 points and 68 games played.

## GOLD

Earned a gold medal for Team Canada at the Ivan Hlinka Tournament in 2011.

## Connections

Was Mississauga teammate of current Penguin Cameron Gaunce.



## CAREER HIGHS

**0** GOALS IN A GAME  
LAST: N/A

**1** ASSISTS IN A GAME  
LAST: (3 times), 10.12.14 at NYR

**1** POINTS IN A GAME  
LAST: (3 times), 10.12.14 at NYR (1A)

SHOTS ON GOAL

# 3

LAST: [1 time], 11.06.14 at COL

PENALTY MINUTES

# 2

LAST: [1 time], 10.25.14 vs. BOS

# CAREER STATISTICS

YEAR	TEAM	LEAGUE	REGULAR SEASON										PLAYOFFS				
			GP	G	A	PTS	PIM	+/-	PP	SH	GW	S	GP	G	A	PTS	PIM
2008-09	Toronto	GTHL	79	13	44	57	42	--	--	--	--	--	--	--	--	--	--
2009-10	Mississauga	OHL	52	3	15	18	40	-5	2	0	--	--	16	0	1	1	12
2010-11	Mississauga	OHL	64	4	30	34	50	50	2	0	--	--	20	2	10	12	14
	Mississauga	M-Cup	5	0	4	4	4	--	--	--	--	--	--	--	--	--	--
2011-12	Mississauga	OHL	34	5	20	25	41	18	2	0	--	--	6	1	1	2	4
	Toronto	AHL	1	0	1	1	0	0	0	0	0	1	3	0	0	0	0
2012-13	Mississauga	OHL	68	13	32	45	44	-8	6	1	--	--	6	0	2	2	4
	Toronto	AHL	4	1	2	3	2	-1	1	0	0	2	--	--	--	--	--
2013-14	Toronto	AHL	71	4	21	25	30	4	2	0	0	96	14	0	2	2	4
2014-15	Toronto	NHL	9	0	3	3	2	-4	0	0	0	13	--	--	--	--	--
	Toronto	AHL	43	1	10	11	14	1	0	0	1	54	4	0	2	2	2
2015-16	Toronto	NHL	3	0	0	0	0	-2	0	0	0	1	--	--	--	--	--
	Toronto	AHL	58	4	20	24	47	3	0	0	0	66	14	0	4	4	12
<b>NHL TOTALS</b>			<b>12</b>	<b>0</b>	<b>3</b>	<b>3</b>	<b>2</b>	<b>-6</b>	<b>0</b>	<b>0</b>	<b>0</b>	<b>14</b>	--	--	--	--	--

**0** GOAL STREAK  
LAST: N/A

**3** ASSIST STREAK  
LAST: 10.08.14-10.12.14 [3]

**3** POINT STREAK  
LAST: 10.08.14-10.12.14 [3A]



# KEVIN PORTER

**LW**

**PRONOUNCED** POHR-tuhr, KEH-vihn

**SIGNED** Through 2016-17 Season

**DOB** 3/12/86 **BIRTHPLACE** Detroit, MI

# 11

SHOOTS	HT	WT
Left	5-11	191

**ACQUIRED**

Signed as an unrestricted free agent on July 1, 2015.



## KILLER INSTINCT

Became a key contributor to Pittsburgh's PK unit in 2015-16. Averaged 1:51 shorthanded minutes per game. Compiled 41:05 consecutive minutes of PK time in which the Pens did not allow a power-play goal. Streak occurred in his 1st 21 games in Pittsburgh.

## LAND OF THE FREE

Represented the United States in the World Championship in 2005 and '06, and in the World Under-18 Championship in 2003 and '04. Won silver medal at the '04 tournament.

## WOLVERINE

Played 4 seasons of collegiate hockey at Michigan, winning the CCHA championship in 2005 and '08. Posted 183 career points (85G-98A) in 162 contests.

## BEST

Won the Hobey Baker Award as the nation's top college player following senior campaign (2007-08). Posted 33 goals and 63 points in 43 games while leading Michigan to a CCHA title.



## CAREER YEAR

Best NHL season was in 2010-11 when he set career highs in games played (74), goals (14), assists (11) and points (25) with Colorado.

## ACCOLADES

During his collegiate career, has won the Hobey Baker Award (top college player), 2007-08 CCHA Player of the Year and named NCAA West First-Team All-American.

# 4th

Round pick (119th overall) by Arizona in the 2004 NHL Draft.

## CAREER HIGHS

<b>2</b>	<b>GOALS IN A GAME</b> LAST: (2 times), 04.02.13 at PIT	➔
<b>1</b>	<b>ASSISTS IN A GAME</b> LAST: (29 times), 01.17.16 vs. CAR	➔
<b>2</b>	<b>POINTS IN A GAME</b> LAST: (5 times), 04.02.13 at PIT (2G)	➔

SHOTS ON GOAL

# 6

LAST: (1 time), 11.25.10 at EDM

PENALTY MINUTES

# 15

LAST: (1 time), 12.06.11 at VAN



# CAREER STATISTICS

YEAR	TEAM	LEAGUE	REGULAR SEASON										PLAYOFFS				
			GP	G	A	PTS	PIM	+/-	PP	SH	GW	S	GP	G	A	PTS	PIM
2002-03	United States	WJ-18	6	0	2	2	30	--	--	--	--	--	--	--	--	--	--
2003-04	United States	WJ-18	6	2	6	8	4	--	--	--	--	--	--	--	--	--	--
2004-05	Michigan	CCHA	39	11	13	24	51	--	--	--	--	--	--	--	--	--	--
	United States	WJC	7	3	2	5	6	--	--	--	--	--	--	--	--	--	--
2005-06	Michigan	CCHA	39	17	21	38	30	--	--	--	--	--	--	--	--	--	--
	United States	WJC	7	2	4	6	2	--	--	--	--	--	--	--	--	--	--
2006-07	Michigan	CCHA	41	24	34	58	16	--	--	--	--	--	--	--	--	--	--
2007-08	Michigan	CCHA	43	33	30	63	18	--	--	--	--	--	--	--	--	--	--
	San Antonio	AHL	--	--	--	--	--	--	--	--	--	--	7	0	4	4	0
2008-09	Arizona	NHL	34	5	5	10	4	-2	1	0	2	39	--	--	--	--	--
	San Antonio	AHL	42	13	22	35	14	7	2	1	4	--	--	--	--	--	--
2009-10	Arizona	NHL	4	0	0	0	0	1	0	0	0	3	--	--	--	--	--
	Colorado	NHL	16	2	1	3	0	-4	0	1	0	18	4	0	0	0	0
	San Antonio	AHL	52	15	25	40	31	-9	5	0	3	--	--	--	--	--	--
	Lake Erie	AHL	4	1	0	1	2	0	0	0	0	--	--	--	--	--	--
2010-11	Colorado	NHL	74	14	11	25	27	-11	1	0	3	102	--	--	--	--	--
2011-12	Colorado	NHL	35	4	3	7	17	-2	0	0	0	32	--	--	--	--	--
2012-13	Buffalo	NHL	31	4	5	9	10	-1	0	1	0	37	--	--	--	--	--
	Rochester	AHL	48	15	29	44	38	8	3	1	2	83	--	--	--	--	--
2013-14	Buffalo	NHL	12	0	1	1	2	-5	0	0	0	3	--	--	--	--	--
	Rochester	AHL	50	19	17	36	24	-8	7	0	4	91	5	0	3	3	0
2014-15	Grand Rapids	AHL	76	16	23	39	25	-11	2	0	5	133	16	1	3	4	14
2015-16	PITTSBURGH	NHL	41	0	3	3	0	-2	0	0	0	34	--	--	--	--	--
	Wilkes-Barre	AHL	16	5	4	9	4	11	0	1	--	31	--	--	--	--	--
<b>NHL TOTALS</b>			<b>247</b>	<b>29</b>	<b>29</b>	<b>58</b>	<b>60</b>	<b>-26</b>	<b>2</b>	<b>2</b>	<b>5</b>	<b>268</b>	<b>4</b>	<b>0</b>	<b>0</b>	<b>0</b>	<b>0</b>
<b>PITTSBURGH TOTALS</b>			<b>41</b>	<b>0</b>	<b>3</b>	<b>3</b>	<b>0</b>	<b>-2</b>	<b>0</b>	<b>0</b>	<b>0</b>	<b>34</b>	--	--	--	--	--

4

GOAL STREAK

LAST: 03.27.12-04.04.12 (4)



5

ASSIST STREAK

LAST: 12.08.08-12.16.08 (5)



7

POINT STREAK

LAST: 02.07.12-02.18.12 (7G-3A)



# DERRICK **POULIOT**

**D**

**PRONOUNCED** POO-lee-ot, DAIR-ihk

**SIGNED** Through 2016-17 Season

**DOB** 1/16/94

**BIRTHPLACE** Estevan, SK

# 51

<b>SHOOTS</b>	<b>HT</b>	<b>WT</b>
Left	6-0	208

**ACQUIRED**

Drafted by Penguins in the 1st round (8th overall) of the 2012 NHL Draft.



## WINTER HAWK

Played 4-plus seasons with Portland of the Western Hockey League from 2010-14. Was selected 1st overall in WHL Bantam Draft in 2009. Helped lead team to 4-straight WHL Finals and a championship in 2013. Totaled 205 career points (42G-163A) in 247 games with Winterhawks.

## GREAT DEBUT

Made his NHL debut Dec. 20, 2014 vs. Florida and scored his 1st goal on his 1st shot in the contest. Became 1st Penguins player to score in NHL debut on 1st shot since Brian Gibbons (Nov. 18, 2013 vs. Anaheim).

# 8th

Overall pick in the 2012 NHL Draft, which took place in Pittsburgh at CONSOL Energy Center. Pens also selected teammate Olli Maatta (22nd in 1st round that year.

## ALL★STAR

Named to his 1st American Hockey League All-Star Classic in 2015 during his 1st season playing pro hockey with Wilkes-Barre/Scranton. Made the team again in 2015-16.

## DEVELOPMENT

Played parts of 2 seasons with Wilkes-Barre/Scranton of the American Hockey League from 2014-16. Posted 47 points (13G-34A) in 68 career AHL games. Finished 2nd among WBS defensemen in scoring in 2014-15 with 24 points (7G-17A) despite playing in only 31 games.

## FIRST TASTE

Appeared in his 1st career NHL postseason game in Game 3 against Washington in Second Round series in 2016. Posted 3 shots, plus-2 and logged 12:10 minutes of ice time.



## HONORS

Named Canadian Hockey League (CHL) and Western Hockey League (WHL) Defenseman of the Year following his 2013-14 season. Also named to WHL First-Team All-Star squad. Posted 70 points (17G-53A) and a plus-40 in 58 games on the season.

# 27

Career-high playoff assists with Portland in 2014 postseason. His 27 helpers were the most in the WHL, while his 32 points ranked 2nd.

## PATRIOT

Won gold medal with Canada at 2011 Ivan Hlinka Tournament. Also represented his country in the 2012 and '13 Subway Super Series and with Team West at the 2010 World Under-17 Challenge. Named tournament All-Star for WU-17.

## CAREER HIGHS

<b>1</b>	<b>GOALS IN A GAME</b>	➤
	<b>LAST:</b> (2 times), 03.01.15 vs. CBJ	
<b>2</b>	<b>ASSISTS IN A GAME</b>	➤
	<b>LAST:</b> (1 time), 02.27.16 vs. WPG	
<b>2</b>	<b>POINTS IN A GAME</b>	➤
	<b>LAST:</b> (1 time), 02.27.16 vs. WPG (2A)	

SHOTS ON GOAL

# 6

**LAST:** (1 time), 03.01.15 vs. CBJ

PENALTY MINUTES

# 2

**LAST:** (3 times), 02.29.16 vs. ARI

# CAREER STATISTICS

YEAR	TEAM	LEAGUE	REGULAR SEASON										PLAYOFFS				
			GP	G	A	PTS	PIM	+/-	PP	SH	GW	S	GP	G	A	PTS	PIM
2008-09	Weyburn	SJHL	26	25	38	63	24	--	--	--	--	--	5	5	1	6	--
	Moose Jaw	SMHL	5	1	1	2	0	--	--	--	--	--	--	--	--	--	--
2009-10	Moose Jaw	SMHL	43	14	29	43	38	--	--	--	--	--	4	0	2	2	4
	Portland	WHL	7	0	1	1	0	0	0	0	--	--	--	--	--	--	--
2010-11	Portland	WHL	66	5	25	30	38	13	1	0	--	--	21	1	3	4	16
	Canada West	WHC-17	5	0	3	3	2	--	--	--	--	--	--	--	--	--	--
2011-12	Portland	WHL	72	11	48	59	79	15	6	0	--	--	22	3	14	17	18
2012-13	Portland	WHL	44	9	36	45	60	35	2	0	--	--	21	4	16	20	12
	Portland	M-Cup	5	2	5	7	10	-4	1	0	--	--	--	--	--	--	--
	Wilkes-Barre	AHL	--	--	--	--	--	--	--	--	--	--	1	0	0	0	0
2013-14	Portland	WHL	58	17	53	70	74	40	10	0	--	--	21	5	27	32	13
	Canada	WJC	7	1	4	5	8	2	0	0	0	22	--	--	--	--	--
2014-15	<b>PITTSBURGH</b>	<b>NHL</b>	<b>34</b>	<b>2</b>	<b>5</b>	<b>7</b>	<b>4</b>	<b>-11</b>	<b>1</b>	<b>0</b>	<b>2</b>	<b>56</b>	--	--	--	--	--
	Wilkes-Barre	AHL	31	7	17	24	20	2	4	0	1	60	6	1	2	3	2
2015-16	<b>PITTSBURGH</b>	<b>NHL</b>	<b>22</b>	<b>0</b>	<b>7</b>	<b>7</b>	<b>2</b>	<b>4</b>	<b>0</b>	<b>0</b>	<b>0</b>	<b>25</b>	<b>2</b>	<b>0</b>	<b>0</b>	<b>0</b>	<b>2</b>
	Wilkes-Barre	AHL	37	6	17	23	26	15	4	0	2	65	--	--	--	--	--
<b>PIT/NHL TOTALS</b>			<b>56</b>	<b>2</b>	<b>12</b>	<b>14</b>	<b>6</b>	<b>-7</b>	<b>1</b>	<b>0</b>	<b>2</b>	<b>81</b>	<b>2</b>	<b>0</b>	<b>0</b>	<b>0</b>	<b>2</b>

**0** GOAL STREAK  
LAST: N/A

**2** ASSIST STREAK  
LAST: 03.28.15-03.29.15 (2)

**2** POINT STREAK  
LAST: 03.28.15-03.29.15 (2A)



# CHAD RUHWEDEL

D

**PRONOUNCED** ROO-WEE-dehl, CHAD

**SIGNED** Through 2016-17 Season

**DOB** 5/7/90

**BIRTHPLACE** San Diego, CA

# 2

SHOOTS	HT	WT
Right	5-11	191

**ACQUIRED**

Signed as an unrestricted free agent on July 1, 2016.

## FIRSTS

Made NHL debut on April 13, 2013 vs. Philadelphia. Recorded 1st NHL point/assist on April 4, 2014 at Detroit.

# 178

Career American Hockey League games played with Rochester, totaling 24 goals, 66 assists and 90 points.

## RIVER HAWK

Played 3 collegiate seasons at the University of Massachusetts-Lowell from 2010-13, boasting 63 points (15G-48A) in 110 career games.

## Frozen Four

Helped lead UMass-Lowell to 2013 Frozen Four, held at Pittsburgh's CONSOL Energy Center.

## REUNITED

UMass-Lowell teammate with Penguins' Scott Wilson for 2 years.



## HONORS

In final college season in 2012-13 was named NCAA First-Team All-American, First-Team All-Hockey East and crowned best defenseman in New England.

## FALLS

Played 2 years with Sioux Falls of the USHL from 2008-10, serving as captain in both seasons. Named USHL All-Star in '09-10.

## ROLLER

California native starred on his roller hockey team at Scripps Ranch High School.

## CAREER HIGHS

**0** GOALS IN A GAME  
LAST: N/A

**1** ASSISTS IN A GAME  
LAST: (2 times), 03.16.15 vs. WSH

**1** POINTS IN A GAME  
LAST: (2 times), 03.16.15 vs. WSH (1A)

SHOTS ON GOAL

# 2

LAST: (2 times), 03.16.16 vs. OTT

PENALTY MINUTES

# 4

LAST: (2 times), 01.30.14 at ARI

# CAREER STATISTICS

YEAR	TEAM	LEAGUE	REGULAR SEASON										PLAYOFFS				
			GP	G	A	PTS	PIM	+/-	PP	SH	GW	S	GP	G	A	PTS	PIM
<b>2008-09</b>	Sioux Falls	USHL	55	0	11	11	30	12	0	0	0	30	4	0	1	1	4
<b>2009-10</b>	Sioux Falls	USHL	59	5	17	22	55	20	2	1	0	78	3	0	1	1	2
<b>2010-11</b>	UMass-Lowell	H-East	32	2	13	15	10	--	2	0	0	--	--	--	--	--	
<b>2011-12</b>	UMass-Lowell	H-East	37	6	19	25	26	--	2	0	1	--	--	--	--	--	
<b>2012-13</b>	UMass-Lowell	H-East	41	7	16	23	20	--	3	1	2	--	--	--	--	--	
	<b>Buffalo</b>	<b>NHL</b>	<b>7</b>	<b>0</b>	<b>0</b>	<b>0</b>	<b>0</b>	<b>0</b>	<b>0</b>	<b>0</b>	<b>0</b>	<b>8</b>	--	--	--	--	
<b>2013-14</b>	<b>Buffalo</b>	<b>NHL</b>	<b>21</b>	<b>0</b>	<b>1</b>	<b>1</b>	<b>2</b>	<b>-3</b>	<b>0</b>	<b>0</b>	<b>0</b>	<b>35</b>	--	--	--	--	
	Rochester	AHL	47	4	24	28	22	-1	3	0	1	77	5	2	3	5	4
<b>2014-15</b>	<b>Buffalo</b>	<b>NHL</b>	<b>4</b>	<b>0</b>	<b>1</b>	<b>1</b>	<b>0</b>	<b>3</b>	<b>0</b>	<b>0</b>	<b>0</b>	<b>4</b>	--	--	--	--	
	Rochester	AHL	72	10	26	36	22	-6	8	0	3	167	--	--	--	--	
<b>2015-16</b>	<b>Buffalo</b>	<b>NHL</b>	<b>1</b>	<b>0</b>	<b>0</b>	<b>0</b>	<b>2</b>	<b>0</b>	<b>0</b>	<b>0</b>	<b>0</b>	<b>1</b>	--	--	--	--	
	Rochester	AHL	59	10	16	26	26	-19	5	0	2	144	--	--	--	--	
<b>NHL TOTALS</b>			<b>33</b>	<b>0</b>	<b>2</b>	<b>2</b>	<b>4</b>	<b>0</b>	<b>0</b>	<b>0</b>	<b>0</b>	<b>48</b>	--	--	--	--	

**0** GOAL STREAK  
LAST: N/A

**0** ASSIST STREAK  
LAST: N/A

**0** POINT STREAK  
LAST: N/A

# BRYAN RUST

**RW**

**PRONOUNCED** RUHST, BRIGH-uhn

**SIGNED** Through 2017-18 Season

**DOB** 5/11/92

**BIRTHPLACE** Pontiac, MI

# 17

<b>SHOOTS</b>	<b>HT</b>	<b>WT</b>
Right	5-11	192

**ACQUIRED**  
Drafted by Pens in the 3rd round (80th overall) in 2010 Draft.



## GAME 7 HERO

In decisive Game 7 of Eastern Conference Final against Tampa Bay, he scored the only 2 goals for Pens in their 2-1 victory. Rust became the 1st Pens rookie to notch multiple goals in a Game 7 in team history.

## PLAYOFF CLUTCH

Posted 2 career 2-goal games in the postseason, both of which were elimination games. Notched 2 goals in Game 5 to eliminate the NY Rangers. Notched 2 goals in Game 7 against Tampa Bay to eliminate the Lightning. Rust became 2nd rookie in NHL history to record multiple goals in 2 series-clinching wins (Jeremy Roenick, 1990).

## FIGHTING IRISH

Played 4 seasons of college hockey at Notre Dame from 2010-14, where he finished with 43 goals, 54 assists, 97 points and a plus-53 in 161 career games.

# 6

Goals scored during Pens' 2016 Stanley Cup championship run. His 6 goals are the most by a Pens' rookie in team history.

# 25

Number of points Rust recorded in the 2014-15 season with Wilkes-Barre/Scranton despite playing in just 42 games due to injury/call-ups.

## ALL-AMERICAN

Won a gold medal at World Under-18 Championship with Team USA in 2010. Invited to the U.S. National Junior Evaluation Camp following the 2009-10 and '10-11 seasons.

# 2

Goals scored in the Pens' series-clinching Game 5 victory in their First Round series against the NY Rangers.

Added an assist for a 3-point night. Also marked 1st career multi-point playoff game and 1st career multi-goal playoff game. Also posted clutch goal in Game 6 of Eastern Conference Final vs. Tampa Bay to force a decisive Game 7.

## DEBUT

Played 1st career NHL game on Dec. 13, 2015 at Columbus. Scored 1st NHL goal against Evgeni Nabokov on Dec. 15, 2015 vs. Tampa Bay. Appeared in 14 total games with the Penguins during 2014-15 season.

## SENIOR YEAR

Won Notre Dame's Unsung Hero Award after leading the team with 17 goals and ranking 2nd with 33 points in 40 games his senior year. An alternate captain for the Fighting Irish, Rust was also named to the Hockey East All-Academic Team.

## CAREER HIGHS

**1** GOALS IN A GAME  
LAST: (5 times), 03.20.16 vs. WSH

**2** ASSISTS IN A GAME  
LAST: (1 time), 03.06.16 at NJD

**3** POINTS IN A GAME  
LAST: (1 time), 03.06.16 at NJD (1G-2A)

SHOTS ON GOAL

# 6

LAST: (3 times), 03.01.16 at WSH

PENALTY MINUTES

# 4

LAST: (2 times), 03.17.16 vs. CAR



# CAREER STATISTICS

YEAR	TEAM	LEAGUE	REGULAR SEASON										PLAYOFFS				
			GP	G	A	PTS	PIM	+/-	PP	SH	GW	S	GP	G	A	PTS	PIM
2007-08	Honeybaked	MWEHL	31	17	28	45	6	--	--	--	--	--	--	--	--	--	--
	Honeybaked	Minor	37	27	20	47	--	--	--	--	--	--	--	--	--	--	--
2008-09	USNTDP	NAHL	42	6	9	15	18	--	--	--	--	--	9	0	2	2	4
	USNTDP	U17	16	3	2	5	4	--	--	--	--	--	--	--	--	--	--
2009-10	USNTDP	USHL	27	10	13	23	6	--	--	--	--	--	--	--	--	--	--
	USNTDP	U17	1	0	0	0	0	--	--	--	--	--	--	--	--	--	--
	USNTDP	U18	38	16	13	29	18	--	--	--	--	--	--	--	--	--	--
	United States	WJC-18	7	4	2	6	4	--	--	--	--	--	--	--	--	--	--
2010-11	Notre Dame	CCHA	40	6	13	19	4	14	0	1	0	58	--	--	--	--	--
2011-12	Notre Dame	CCHA	40	5	6	11	14	-2	0	0	1	78	--	--	--	--	--
2012-13	Notre Dame	CCHA	41	15	19	34	4	25	5	1	4	121	--	--	--	--	--
2013-14	Notre Dame	HE	40	17	16	33	12	16	4	2	3	132	--	--	--	--	--
	Wilkes-Barre	AHL	2	0	0	0	0	0	0	0	0	2	1	0	0	0	0
2014-15	<b>PITTSBURGH</b>	<b>NHL</b>	<b>14</b>	<b>1</b>	<b>1</b>	<b>2</b>	<b>4</b>	<b>-3</b>	<b>0</b>	<b>0</b>	<b>0</b>	<b>34</b>	--	--	--	--	--
	Wilkes-Barre	AHL	45	13	14	27	14	6	3	0	3	109	3	2	0	2	0
2015-16	<b>PITTSBURGH</b>	<b>NHL</b>	<b>41</b>	<b>4</b>	<b>7</b>	<b>11</b>	<b>12</b>	<b>1</b>	<b>0</b>	<b>0</b>	<b>1</b>	<b>68</b>	<b>23</b>	<b>6</b>	<b>3</b>	<b>9</b>	<b>6</b>
	Wilkes-Barre	AHL	16	3	3	6	2	-5	1	0	1	40	--	--	--	--	--
<b>PIT/NHL TOTALS</b>			<b>55</b>	<b>5</b>	<b>8</b>	<b>13</b>	<b>16</b>	<b>-2</b>	<b>0</b>	<b>0</b>	<b>1</b>	<b>102</b>	<b>23</b>	<b>6</b>	<b>3</b>	<b>9</b>	<b>6</b>

**0** GOAL STREAK  
LAST: N/A

**0** ASSIST STREAK  
LAST: N/A

**0** POINT STREAK  
LAST: N/A

# JUSTIN SCHULTZ

D

**PRONOUNCED** SHUHLTZ, JUHS-tihn

**SIGNED** Through 2016-17 Season

**DOB** 7/6/90

**BIRTHPLACE** Kelowna, BC

# 4

<b>SHOOTS</b>	<b>HT</b>	<b>WT</b>
Right	6-2	193

**ACQUIRED**

From Edmonton for 2016 3rd-round pick on Feb. 27, 2016.



## TURNAROUND

Before being traded to Pittsburgh, was a minus-22 in 45 games with Edmonton. After arriving with the Pens, was a plus-7 in 18 games.

# 2nd

Round pick (43rd overall) of the 2008 NHL Draft

by Anaheim. Never signed with Ducks. Joined Edmonton as a free agent following college career.

## TOP ROOK

Earned a spot on the NHL All-Rookie Team after posting 8 goals, 19 assists and 27 points with Edmonton in shortened 2012-13 season.

## FOSSIL FUELS

Played 1st 3-plus seasons of his NHL career in Edmonton from 2012-16. Posted 28 goals, 73 assists and 101 points in 248 games with the Oilers.

## HIGH HONORS

Began pro career with Oklahoma City of the American Hockey League in 2012-13. Despite playing only half of a season with the Barons, he led all AHL defensemen in goals (18) and points (48) en route to winning the Eddie Shore Award (best defensemen) and being named to the AHL First-Team All-Star and All-Rookie Team.

## BADGER

Played 3 seasons of college hockey at the University of Wisconsin from 2009-12. Posted 40 goals, 73 assists and 113 points in 121 contests.

## NOTORIETY

Named WCHA Defensive Player of the Year, WCHA First-Team All-Star and Hobey Baker finalist (best college hockey player) in each of his last 2 seasons at Wisconsin. Also named NCAA West First All-Star in 2010-11.

## INTERNATIONAL

Played for Canada at the 2013 World Championship, posting 4 assists in 8 games.

## CAREER HIGHS

**1** GOALS IN A GAME  
LAST: (29 times), 03.20.16 vs. WSH

**3** ASSISTS IN A GAME  
LAST: (1 time), 04.27.13 vs. VAN

**4** POINTS IN A GAME  
LAST: (1 time), 04.27.13 vs. VAN (1G-3A)

SHOTS ON GOAL

# 6

LAST: (2 times), 02.28.15 vs. STL

PENALTY MINUTES

# 4

LAST: (2 times), 02.18.16 vs. MIN





# CAREER STATISTICS

YEAR	TEAM	LEAGUE	REGULAR SEASON										PLAYOFFS				
			GP	G	A	PTS	PIM	+/-	PP	SH	GW	S	GP	G	A	PTS	PIM
2007-08	Westside	BCHL	57	9	31	40	28	--	--	--	--	--	11	3	5	8	4
2008-09	Westside	BCHL	49	15	35	50	29	--	--	--	--	--	6	1	2	3	2
2009-10	Wisconsin	WCHA	43	6	16	22	12	--	--	--	--	--	--	--	--	--	--
2010-11	Wisconsin	WCHA	41	18	29	47	28	--	9	0	3	--	--	--	--	--	--
2011-12	Wisconsin	WCHA	37	16	28	44	12	--	7	0	0	--	--	--	--	--	--
2012-13	Edmonton	NHL	48	8	19	27	8	-17	4	0	3	85	--	--	--	--	--
	Oklahoma City	AHL	34	18	30	48	6	8	7	2	3	93	--	--	--	--	--
	Canada	WC	8	0	4	4	2	1	0	0	0	--	--	--	--	--	--
2013-14	Edmonton	NHL	74	11	22	33	16	-22	1	0	3	109	--	--	--	--	--
2014-15	Edmonton	NHL	81	6	25	31	12	-17	0	0	1	122	--	--	--	--	--
2015-16	Edmonton	NHL	45	3	7	10	14	-22	1	0	0	59	--	--	--	--	--
	PITTSBURGH	NHL	18	1	7	8	2	7	1	0	0	23	15	0	4	4	0
<b>NHL TOTALS</b>			<b>266</b>	<b>29</b>	<b>80</b>	<b>109</b>	<b>52</b>	<b>-71</b>	<b>7</b>	<b>0</b>	<b>7</b>	<b>398</b>	<b>15</b>	<b>0</b>	<b>4</b>	<b>4</b>	<b>0</b>
<b>PITTSBURGH TOTALS</b>			<b>18</b>	<b>1</b>	<b>7</b>	<b>8</b>	<b>2</b>	<b>7</b>	<b>1</b>	<b>0</b>	<b>0</b>	<b>23</b>	<b>15</b>	<b>0</b>	<b>4</b>	<b>4</b>	<b>0</b>

**2** GOAL STREAK

LAST: 10.20.14-10.22.14 (2)



**4** ASSIST STREAK

LAST: 03.31.16-04.05.16 (5)



**4** POINT STREAK

LAST: 03.31.16-04.05.16 (5A)



# TOM SESTITO

LW

**PRONOUNCED** sehs-TEE-toh, TAWM

**SIGNED** Through 2016-17 Season

**DOB** 9/28/87 **BIRTHPLACE** Rome, NY

# 25

<b>SHOOTS</b>	<b>HT</b>	<b>WT</b>
Left	6-5	228

**ACQUIRED**  
Signed as an unrestricted free agent on Feb. 1, 2016.

**3rd** Round pick (85th overall) by Columbus in the 2006 NHL Draft.


## EARNING HIS WAY

Attended Pittsburgh's training camp in 2015 on a professional tryout contract. Did not earn a roster spot. Though Sestito didn't make the team, he signed a professional tryout contract with WBS and earned himself a 2-way deal from Pittsburgh on Feb. 1, 2016.

**77** Career-high games played with Vancouver in 2013-14. Also set career highs in goals (5), assists (4), points (9), penalty minutes (213) and shots (31).

# 213

Career high penalty minutes set in 2013-14 with Vancouver. Has totaled 451 career penalty minutes over parts of 8 seasons in the NHL. Averaging 3.19 PIMs per game.



## CAREER HIGH

Tied for 3rd on Vancouver with a career-high 121 hits during the 2013-14 season.

# 42

Goals scored with Plymouth of the Ontario Hockey League in 2006-07, the highest total in his junior career. Also had junior highs in games played (60), assists (22) and points (64) that season.

## CRUNCH

Played 1st 3 pro seasons with the Syracuse Crunch of the American Hockey League from 2007-10. During that span, Sestito posted 508 penalty minutes in 154 games (3.3 per game).

## CAREER HIGHS

<b>2</b>	<b>GOALS IN A GAME</b> LAST: (1 time), 02.05.13 vs. TBL	➔
<b>1</b>	<b>ASSISTS IN A GAME</b> LAST: (9 times), 04.07.16 at WSH	➔
<b>2</b>	<b>POINTS IN A GAME</b> LAST: (1 time), 02.05.13 vs. TBL (2G)	➔

**SHOTS ON GOAL**

# 3

LAST: (1 time), 01.05.14 at ANA

**PENALTY MINUTES**

# 27

LAST: (1 time), 01.13.14 at LAK

# CAREER STATISTICS

YEAR	TEAM	LEAGUE	REGULAR SEASON										PLAYOFFS				
			GP	G	A	PTS	PIM	+/-	PP	SH	GW	S	GP	G	A	PTS	PIM
2003-04	Syracuse	EMJHL	31	13	16	29	137	--	--	--	--	--	6	5	6	11	32
2004-05	Plymouth	OHL	35	1	3	4	88	--	--	--	--	--	--	--	--	--	--
2005-06	Plymouth	OHL	57	10	10	20	176	--	--	--	--	--	13	5	2	7	29
2006-07	Plymouth	OHL	60	42	22	64	135	--	--	--	--	--	19	11	6	17	57
	Plymouth	M-Cup	5	2	5	7	6	--	0	0	0	--	--	--	--	--	--
2007-08	Columbus	NHL	1	0	0	0	17	0	0	0	0	0	--	--	--	--	--
	Syracuse	AHL	66	7	16	23	202	-5	3	0	--	--	9	3	0	3	57
2008-09	Syracuse	AHL	52	8	12	20	168	-4	4	0	2	--	--	--	--	--	--
2009-10	Columbus	NHL	3	0	0	0	7	0	0	0	0	0	--	--	--	--	--
	Syracuse	AHL	36	10	7	17	138	-10	6	0	2	--	--	--	--	--	--
2010-11	Columbus	NHL	9	2	2	4	40	-4	1	0	0	7	--	--	--	--	--
	Springfield	AHL	46	11	21	32	192	-14	2	0	1	70	--	--	--	--	--
	Adirondack	AHL	11	2	1	3	45	-1	0	0	0	13	--	--	--	--	--
2011-12	Philadelphia	NHL	14	0	1	1	83	-3	0	0	0	4	--	--	--	--	--
	Adirondack	AHL	34	9	8	17	120	-2	4	0	1	62	--	--	--	--	--
2012-13	Philadelphia	NHL	7	2	0	2	12	1	0	0	1	3	--	--	--	--	--
	Vancouver	NHL	23	1	0	1	53	-3	0	0	0	11	1	0	0	0	2
	Adirondack	AHL	1	0	0	0	2	0	0	0	0	1	--	--	--	--	--
	Sheffield	Britain	17	8	11	19	69	--	--	--	--	--	--	--	--	--	--
2013-14	Vancouver	NHL	77	5	4	9	213	-14	1	0	0	31	--	--	--	--	--
2014-15	Vancouver	NHL	3	0	1	1	7	1	0	0	0	1	--	--	--	--	--
	Utica	AHL	10	1	0	1	20	-2	0	0	0	11	--	--	--	--	--
2015-16	PITTSBURGH	NHL	4	0	1	1	19	1	0	0	0	1	--	--	--	--	--
	Wilkes-Barre	AHL	41	5	9	14	104	-3	3	0	1	34	7	1	3	4	52
<b>NHL TOTALS</b>			<b>141</b>	<b>10</b>	<b>9</b>	<b>19</b>	<b>451</b>	<b>-21</b>	<b>2</b>	<b>0</b>	<b>1</b>	<b>58</b>	<b>1</b>	<b>0</b>	<b>0</b>	<b>0</b>	<b>2</b>
<b>PITTSBURGH TOTALS</b>			<b>4</b>	<b>0</b>	<b>1</b>	<b>1</b>	<b>19</b>	<b>1</b>	<b>0</b>	<b>0</b>	<b>0</b>	<b>1</b>	--	--	--	--	--

0

GOAL STREAK

LAST: N/A

0

ASSIST STREAK

LAST: N/A

3

POINT STREAK

LAST: 12.21.10-12.26.10 (1G-2A)



# CONOR SHEARY

**LW**

**PRONOUNCED** SHEER-ee, KAW-nuhr

**SIGNED** Through 2016-17 Season

**DOB** 6/8/92

**BIRTHPLACE** Winchester, MA

# 43

<b>SHOOTS</b>	<b>HT</b>	<b>WT</b>
Left	5-8	175

**ACQUIRED**  
Signed as a free agent on July 1, 2015.

## OT HERO

Scored the biggest goal of his career in overtime of Game 2 of the Stanley Cup Final against San Jose. On the play, linemate Sidney Crosby drew up the sequence. Crosby won an offensive zone faceoff and Sheary finished the play going top shelf for the win. Became 1st rookie to score an OT winner in the Stanley Cup Final since Montreal's Brian Skrudland on May 18, 1986. Also posted a goal in Game 1 for back-to-back tallies in the Final.

## BACK-TO-BACK

Recorded goals in back-to-back games of the Pens' First Round series against the NY Rangers in 2016. Posted his 1st career playoff goal in Game 4 at Madison Square Garden. Added another goal in the series-clinching Game 5 victory for Pittsburgh. Played those 2 contests on Sidney Crosby's wing.

## DEBUT

The Massachusetts native made his debut, in Boston on Dec. 16, 2015. The following game in Pittsburgh, again against the Bruins, he notched his 1st career NHL goal on Dec. 18.

## STARTED FROM THE BOTTOM

After going undrafted, signed with the Pens following his collegiate career to an AHL-only contract in 2014. The following year, he led the Wilkes-Barre/Scranton Pens in scoring in both the regular and postseason. Sheary earned himself a new 2-year, 2-way contract in 2015. He was recalled to Pittsburgh in December, where he earned himself a roster spot in the NHL for the remainder of the season.

**45** Points posted in his 1st season with Wilkes-Barre/Scranton of the American Hockey League in 2014-15. That led the team, while his 20 goals ranked 2nd. He also led WBS with 12 points in that postseason.

## LETTERMAN

Played 4 seasons of college hockey at the University of Massachusetts-Amherst. Totaled 38 goals, 66 assists and 104 points in 138 career games. Served as team captain during senior campaign.



## BROADWAY X2

In a crucial game late in the 2015-16 season, the Pens traveled to Madison Square Garden for a key divisional battle on March 13. Sheary recorded his 1st career 2-goal game with a pair of tallies in the Pens' 5-3 win.

**12th**

Player in UMass-Amherst history to hit the century mark in points. Ranks 7th in assists (66), 8th in points (104) and 15th in goals (38) in team history.

# 23

Career American Hockey League playoff points in 23 career games, a point-per-game average. Led Wilkes-Barre/Scranton in postseason goals (5), assists (7) and points (12) in 2015 Calder Cup playoffs.

## FAMILY AFFAIR

Older sister, Courtney, played for University of New Hampshire's women's hockey team from 2006-11.

## CAREER HIGHS

<b>2</b>	<b>GOALS IN A GAME</b>	➔
	<b>LAST:</b> (1 time), 03.13.16 at NYR	
<b>1</b>	<b>ASSISTS IN A GAME</b>	➔
	<b>LAST:</b> (3 times), 04.03.16 vs. PHI	
<b>2</b>	<b>POINTS IN A GAME</b>	➔
	<b>LAST:</b> (2 times), 03.13.16 at NYR (2G)	

**SHOTS ON GOAL**

**6**

**LAST:** (1 time), 12.19.15 vs. CAR

**PENALTY MINUTES**

**2**

**LAST:** (4 times), 04.09.16 at PHI



# CAREER STATISTICS

YEAR	TEAM	LEAGUE	REGULAR SEASON										PLAYOFFS				
			GP	G	A	PTS	PIM	+/-	PP	SH	GW	S	GP	G	A	PTS	PIM
<b>2010-11</b>	UMass-Amherst	H-East	34	6	8	14	12	-5	0	0	1	59	--	--	--	--	--
<b>2011-12</b>	UMass-Amherst	H-East	36	12	23	35	10	15	4	0	0	80	--	--	--	--	--
<b>2012-13</b>	UMass-Amherst	H-East	34	11	16	27	29	-6	5	1	1	102	--	--	--	--	--
<b>2013-14</b>	UMass-Amherst	H-East	34	9	19	28	2	-4	3	2	1	126	--	--	--	--	--
	Wilkes-Barre	AHL	2	0	0	0	0	0	0	0	0	5	15	6	5	11	0
<b>2014-15</b>	Wilkes-Barre	AHL	58	20	25	45	8	0	5	0	1	127	8	5	7	12	2
<b>2015-16</b>	<b>PITTSBURGH</b>	<b>NHL</b>	<b>44</b>	<b>7</b>	<b>3</b>	<b>10</b>	<b>8</b>	<b>-1</b>	<b>0</b>	<b>0</b>	<b>0</b>	<b>51</b>	<b>23</b>	<b>4</b>	<b>6</b>	<b>10</b>	<b>8</b>
	Wilkes-Barre	AHL	30	7	29	36	4	8	1	0	2	93	--	--	--	--	--
<b>PIT/NHL TOTALS</b>			<b>44</b>	<b>7</b>	<b>3</b>	<b>10</b>	<b>8</b>	<b>-1</b>	<b>0</b>	<b>0</b>	<b>0</b>	<b>51</b>	<b>23</b>	<b>4</b>	<b>6</b>	<b>10</b>	<b>8</b>

0

GOAL STREAK

LAST: N/A

0

ASSIST STREAK

LAST: N/A

0

POINT STREAK

LAST: N/A

# DOMINIK SIMON

C

**PRONOUNCED** SEE-mohn, dom-UH-nick

**SIGNED** Through 2017-18 Season

**DOB** 8/8/94 **BIRTHPLACE** Prague, CZE

# 49

<b>SHOOTS</b>	<b>HT</b>	<b>WT</b>
Left	5-11	176

**ACQUIRED**  
Drafted by Penguins in 5th round (137th overall) of the 2015 NHL Draft.

# 25

Team-leading goals for WBS in 2015-16, his 1st season of pro hockey in North America.

## PENS CONNECTIONS

Played 1 season with HC Plzen of the Czech Extraliga, the team owned by former Penguins forward Martin Straka, in 2014-15. Also was a linemate of Jaromir Jagr in the 2015 World Championship.

# 1 OF 7

Was 1 of 7 players to make their NHL debut for the Pens in the 2015-16 season, joining Josh Archibald, Tom Kuhnhackl, Sergei Plotnikov, Conor Sheary, Daniel Sprong and Oskar Sundqvist.

## POCKET ACES

Was a member of Pittsburgh's 2016 playoff practice squad known as the Black Aces.

# 18

Career-high goal total in the Czech League for HC Plzen in 2014-15. Also added 12 assists for a 30-point season in 52 games.

## CZECH MATE

Has represented Czech Republic on the international stage in the 2012 Under-18 World Junior Championship, 2013 and '14 World Junior Championship and 2015 World Championship.

## CAREER YEAR

Set professional career highs across the board in his 1st season with Wilkes-Barre/Scranton of the American Hockey League. He put up new markers in games played (68), goals (25), assists (23) and with 48 points.

## CZECH PRO

Played 3 pro seasons in the Czech Extraliga with Sparta and Plzen. Posted 26 goals, 17 assists and 43 points in 116 games in Czech career.

## CAREER HIGHS

**0** GOALS IN A GAME  
LAST: N/A

**1** ASSISTS IN A GAME  
LAST: (1 time), 03.13.16 at NYR

**1** POINTS IN A GAME  
LAST: (1 time), 03.13.16 at NYR (1A)

SHOTS ON GOAL

# 1

LAST: (2 times), 03.17.16 vs. CAR

PENALTY MINUTES

# 0

LAST: N/A



# CAREER STATISTICS

YEAR	TEAM	LEAGUE	REGULAR SEASON										PLAYOFFS				
			GP	G	A	PTS	PIM	+/-	PP	SH	GW	S	GP	G	A	PTS	PIM
<b>2011-12</b>	Czech Republic	WJ-18	6	4	4	8	4	2	--	--	--	--	--	--	--	--	--
<b>2012-13</b>	HC Sparta	Czech	18	1	1	2	0	-2	--	--	--	--	--	--	--	--	--
	Czech Republic	WJC	8	0	1	1	2	-2	--	--	--	--	--	--	--	--	--
<b>2013-14</b>	HC Sparta	Czech	46	7	4	11	4	5	--	--	--	--	10	1	1	2	6
	Czech Republic	WJC	5	2	2	4	2	0	--	--	--	--	--	--	--	--	--
<b>2014-15</b>	HC Plzen	Czech	52	18	12	30	20	0	--	--	--	--	4	1	2	3	4
	Czech Republic	WC	10	1	5	6	2	5	--	--	--	--	--	--	--	--	--
<b>2015-16</b>	<b>PITTSBURGH</b>	<b>NHL</b>	<b>3</b>	<b>0</b>	<b>1</b>	<b>1</b>	<b>0</b>	<b>0</b>	<b>0</b>	<b>0</b>	<b>0</b>	<b>2</b>	--	--	--	--	--
	Wilkes-Barre	AHL	68	25	23	48	36	4	4	1	3	134	7	1	1	2	2
<b>PIT/NHL TOTALS</b>			<b>3</b>	<b>0</b>	<b>1</b>	<b>1</b>	<b>0</b>	<b>0</b>	<b>0</b>	<b>0</b>	<b>0</b>	<b>2</b>	--	--	--	--	--

0

GOAL STREAK

LAST: N/A

0

ASSIST STREAK

LAST: N/A

0

POINT STREAK

LAST: N/A

# OSKAR SUNDQVIST

C

**PRONOUNCED** SUHND-qvihst, AWS-kuhr

**SIGNED** Through 2016-17 Season

**DOB** 3/23/94

**BIRTHPLACE** Boden, Sweden

# 40

<b>SHOOTS</b> Right	<b>HT</b> 6-3	<b>WT</b> 209
------------------------	------------------	------------------

**ACQUIRED**  
Drafted by Penguins in the 3rd round (81st overall) of the 2012 NHL Draft.



## NEW KID

Played in his 1st NHL game on Feb. 5, 2016 at Tampa Bay. Recorded 1st career NHL point (assist) on Feb. 24, 2016 at Boston.

## SILVER

Helped Sweden win a silver medal at the 2014 World Junior Championship by contributing 2 goals in 7 games.

## OVERSEAS

Played in his 1st full pro season in North America in 2015-16. Began season with Wilkes-Barre/Scranton of the American Hockey League and ended in Pittsburgh of the NHL. Excelled defensively and on the penalty kill after adjusting to the new countries, culture, ice surface and style of play.

## KILL SPECIALIST

Key member of the Pens' penalty killing unit. Scored his 1st career NHL goal with a shorthanded tally on April 2, 2016 at NY Islanders.



## PRO SWEDE

Played 2-plus seasons of pro hockey with Skelleftea of the Swedish Hockey League (SHL). Helped team win back-to-back SEL championships in 2014 by chipping in 6 points (4G-2A) in 13 playoff games.

## 1 OF 7

Was 1 of 7 players to make their NHL debut for the Pens in the 2015-16 season, joining Josh Archibald, Tom Kuhnhackl, Sergie Plotnikov, Dominik Simon, Conor Sheary and Daniel Sprong.

## CAREER HIGHS

- 1** GOALS IN A GAME  
LAST: (1 time), 04.02.16 at NYI
- 1** ASSISTS IN A GAME  
LAST: (3 times), 04.07.16 at WSH
- 1** POINTS IN A GAME  
LAST: (4 times), 04.07.16 at WSH (1A)

SHOTS ON GOAL

**2**

LAST: (1 time), 02.18.16 vs. DET

PENALTY MINUTES

**2**

LAST: (2 times), 04.05.16 at OTT



# CAREER STATISTICS

YEAR	TEAM	LEAGUE	REGULAR SEASON										PLAYOFFS				
			GP	G	A	PTS	PIM	+/-	PP	SH	GW	S	GP	G	A	PTS	PIM
2010-11	Skelleftea	SWE-18	38	19	16	35	100	--	--	--	--	--	8	1	0	1	29
	Skelleftea	SWE-JR	1	0	0	0	0	--	--	--	--	--	--	--	--	--	--
2011-12	Skelleftea	SWE-18	39	21	32	53	129	--	--	--	--	7	5	5	10	14	
	Skelleftea	SWE-JR	2	1	0	1	0	--	--	--	--	--	--	--	--	--	
2012-13	Skelleftea	SWE	14	1	0	1	8	--	--	--	--	--	--	--	--	--	
	Skelleftea	SWE-JR	38	17	16	33	48	--	--	--	--	5	3	2	5	4	
2013-14	Skelleftea	SWE	51	6	10	16	16	--	--	--	--	13	4	2	6	16	
	Sweden	WJC	7	2	0	2	4	1	0	0	1	10	--	--	--	--	
2014-15	Skelleftea	SHL	41	9	10	19	34	15	2	0	1	85	15	1	4	5	18
	Wilkes-Barre	AHL	--	--	--	--	--	--	--	--	--	--	1	0	0	0	0
2015-16	<b>PITTSBURGH</b>	<b>NHL</b>	<b>18</b>	<b>1</b>	<b>3</b>	<b>4</b>	<b>4</b>	<b>0</b>	<b>0</b>	<b>1</b>	<b>1</b>	<b>13</b>	<b>2</b>	<b>0</b>	<b>0</b>	<b>0</b>	<b>0</b>
	Wilkes-Barre	AHL	45	5	12	17	30	-3	1	1	1	66	--	--	--	--	--
<b>PIT/NHL TOTALS</b>			<b>18</b>	<b>1</b>	<b>3</b>	<b>4</b>	<b>4</b>	<b>0</b>	<b>0</b>	<b>1</b>	<b>1</b>	<b>13</b>	<b>2</b>	<b>0</b>	<b>0</b>	<b>0</b>	<b>0</b>

**0** GOAL STREAK  
LAST: N/A

**0** ASSIST STREAK  
LAST: N/A

**2** POINT STREAK  
LAST: 03.31.16-04.02.16 [1G-1A]



# DAVID WARSOFSKY

D

**PRONOUNCED** wawr-SAWF-skee, DAY-vihd

**SIGNED** Through 2016-17 Season

**DOB** 5/30/90 **BIRTHPLACE** Marshfield, MA

# 5

SHOOTS	HT	WT
Left	5-9	170

**ACQUIRED**  
Signed as an unrestricted free agent on July 1, 2016.

# 2ND

Stint with Penguins organization. Originally signed with club in summer of 2015 and appeared in 12 games for Pittsburgh in 2015-16 season before being claimed by New Jersey on waivers on Feb. 29, 2016.

## BLUE LINE LEADER

Led all Providence defensemen in assists (26) and points (32) in 2013-14 season.

## AMERICAN

Represented the United States at the 2016 World Championship, 2010 World Junior Championship and 2008 Under-18 World Junior Championship.

# 247

Career American Hockey League games played over parts of 6 seasons with Providence and Wilkes-Barre/Scranton. Totaled 20 goals, 81 assists and 101 points.

# 4th

Round pick (95th overall) in the 2008 NHL Draft by Boston.

# 113

Career collegiate games played for Boston University from 2008-11.

# CHAMP

Won NCAA Division I men's ice hockey title with Boston University in 2009.

## MEDALS

Won gold medal at 2010 World Junior Championship and bronze at the '08 Under-18 World Junior Championship for United States. Led all defensemen in assists (7) and points (7) at the '08 tournament.



## CAREER HIGHS

<b>1</b>	GOALS IN A GAME <small>LAST: (2 times), 12.21.15 vs. CBJ</small>	>
<b>1</b>	ASSISTS IN A GAME <small>LAST: (3 times), 03.29.16 vs. BOS</small>	>
<b>1</b>	POINTS IN A GAME <small>LAST: (5 times), 03.29.16 vs. BOS (1A)</small>	>

SHOTS ON GOAL

# 4

LAST: (1 time), 03.25.16 vs. WSH

PENALTY MINUTES

# 2

LAST: (1 time), 03.12.16 at LAK

# CAREER STATISTICS

YEAR	TEAM	LEAGUE	REGULAR SEASON										PLAYOFFS					
			GP	G	A	PTS	PIM	+/-	PP	SH	GW	S	GP	G	A	PTS	PIM	
<b>2007-08</b>	United States	U-18	41	5	29	34	26	--	--	--	--	--	--	--	--	--	--	--
	United States	NAHL	15	4	2	6	8	4	1	0	1	--	--	--	--	--	--	--
	United States	WJ-18	7	0	7	7	8	6	0	0	0	--	--	--	--	--	--	--
<b>2008-09</b>	Boston U	H-East	45	3	20	23	28	--	--	--	--	--	--	--	--	--	--	--
<b>2009-10</b>	Boston U	H-East	34	12	11	23	48	--	--	--	--	--	--	--	--	--	--	--
	United States	WJC	7	0	2	2	6	--	--	--	--	--	--	--	--	--	--	--
<b>2010-11</b>	Boston U	HE	34	7	15	22	46	--	4	0	1	--	--	--	--	--	--	--
	Providence	AHL	10	0	3	3	6	3	0	0	0	9	--	--	--	--	--	--
<b>2011-12</b>	Providence	AHL	66	5	24	29	18	-6	2	1	0	109	--	--	--	--	--	--
<b>2012-13</b>	Providence	AHL	58	3	13	16	17	1	0	0	2	106	12	0	3	3	0	0
<b>2013-14</b>	<b>Boston</b>	<b>NHL</b>	<b>6</b>	<b>1</b>	<b>1</b>	<b>2</b>	<b>0</b>	<b>1</b>	<b>0</b>	<b>0</b>	<b>0</b>	<b>10</b>	--	--	--	--	--	--
	Providence	AHL	56	6	26	32	11	8	4	0	0	137	12	2	7	9	2	2
<b>2014-15</b>	<b>Boston</b>	<b>NHL</b>	<b>4</b>	<b>0</b>	<b>1</b>	<b>1</b>	<b>0</b>	<b>1</b>	<b>0</b>	<b>0</b>	<b>0</b>	<b>7</b>	--	--	--	--	--	--
	Providence	AHL	40	4	11	15	20	1	2	0	0	104	5	0	1	1	0	0
<b>2015-16</b>	<b>PITTSBURGH</b>	<b>NHL</b>	<b>12</b>	<b>1</b>	<b>0</b>	<b>1</b>	<b>0</b>	<b>-6</b>	<b>1</b>	<b>0</b>	<b>0</b>	<b>21</b>	--	--	--	--	--	--
	<b>New Jersey</b>	<b>NHL</b>	<b>10</b>	<b>0</b>	<b>1</b>	<b>1</b>	<b>2</b>	<b>-3</b>	<b>0</b>	<b>0</b>	<b>0</b>	<b>19</b>	--	--	--	--	--	--
	Wilkes-Barre	AHL	17	2	4	6	6	2	1	0	1	41	--	--	--	--	--	--
	United States	WC	10	1	4	5	2	-1	0	0	0	13	--	--	--	--	--	--
<b>NHL TOTALS</b>			<b>32</b>	<b>2</b>	<b>3</b>	<b>5</b>	<b>2</b>	<b>-7</b>	<b>1</b>	<b>0</b>	<b>0</b>	<b>57</b>	--	--	--	--	--	--
<b>PIT/NHL TOTALS</b>			<b>12</b>	<b>1</b>	<b>0</b>	<b>1</b>	<b>0</b>	<b>-6</b>	<b>1</b>	<b>0</b>	<b>0</b>	<b>21</b>	--	--	--	--	--	--

**0** GOAL STREAK  
LAST: N/A

**0** ASSIST STREAK  
LAST: N/A

**0** POINT STREAK  
LAST: N/A

# GARRETT WILSON

## LW

**PRONOUNCED** WIHL-suhn, GAIR-reht

**SIGNED** Through 2016-17 Season

**DOB** 3/16/91 **BIRTHPLACE** Barrie, ON

# 19

### SHOOTS

Left

### HT

6-2

### WT

199

### ACQUIRED

Signed as an unrestricted free agent on July 1, 2016.

## PANTHER

Appeared in career-high 29 games and 6 postseason contests for Florida in 2015-16. Notched 1st career NHL point (assist) on Alex Petrovic's game-winning goal in Game 4 against the NY Islanders in the First Round.

# 216

Career AHL games played for Portland and San Antonio, posting 48 goals, 94 points and 214 penalty minutes.

## LEADER

Served as alternate captain for 2 seasons with Portland of the American Hockey League in 2014-16.

# 19

Goals scored in 38 games with Cincinnati of the ECHL in 2012-13.

Played 2 seasons with the Cyclones (2011-13).

# 4th

Round selection (107th overall) in the 2009 NHL Draft by Florida.



# 184

Career points in 191 games over 4 OHL seasons with Windsor and Owen Sound from 2007-11. Totaled 94 goals, 90 assists and 240 penalty minutes.

## ALL-STAR

Named First-Team OHL All-Star in 2010-11 after notching career highs with 40 goals, 46 assists and 86 points in 66 games.

## REUNION

Portland teammate with fellow Penguin Cameron Gaunce.

## CHAMPS

Helped lead the Owen Sound to the Ontario Hockey League title and Memorial Cup berth in 2011 after posting 11 goals and 21 points in 22 postseason contests.

## CAREER HIGHS

### 0

GOALS IN A GAME

LAST: N/A

### 0

ASSISTS IN A GAME

LAST: N/A

### 0

POINTS IN A GAME

LAST: N/A

SHOTS ON GOAL

# 2

LAST: (6 times), 03.24.16 at BOS

PENALTY MINUTES

# 5

LAST: (2 times), 03.15.16 at MTL

# CAREER STATISTICS

YEAR	TEAM	LEAGUE	REGULAR SEASON											PLAYOFFS				
			GP	G	A	PTS	PIM	+/-	PP	SH	GW	S	GP	G	A	PTS	PIM	
2007-08	Windsor	OHL	7	1	0	1	2	1	0	0	--	--	3	0	0	0	0	
2008-09	Owen Sound	OHL	53	17	18	35	44	-7	2	1	--	--	4	1	3	4	7	
2009-10	Owen Sound	OHL	65	36	26	62	80	4	11	2	--	--	--	--	--	--	--	
2010-11	Owen Sound	OHL	66	40	46	86	114	33	19	2	--	--	22	11	10	21	28	
	Owen Sound	M-Cup	3	1	0	1	6	-2	--	--	--	--	--	--	--	--	--	
2011-12	San Antonio	AHL	11	1	0	1	2	-4	1	0	0	15	--	--	--	--	--	
	Cincinnati	ECHL	63	17	18	35	50	-8	5	1	--	--	--	--	--	--	--	
2012-13	San Antonio	AHL	26	3	2	5	19	-1	0	0	1	25	--	--	--	--	--	
	Cincinnati	ECHL	38	19	10	29	56	4	7	0	--	--	15	4	1	5	17	
2013-14	Florida	NHL	3	0	0	0	0	-1	0	0	0	4	--	--	--	--	--	
	San Antonio	AHL	71	14	16	30	58	-8	3	0	1	137	--	--	--	--	--	
2014-15	Florida	NHL	2	0	0	0	0	-2	0	0	0	5	--	--	--	--	--	
	San Antonio	AHL	71	23	15	38	80	4	8	0	2	200	3	0	2	2	2	
2015-16	Florida	NHL	29	0	0	0	24	-3	0	0	0	28	6	0	1	1	4	
<b>NHL TOTALS</b>			<b>34</b>	<b>0</b>	<b>0</b>	<b>0</b>	<b>24</b>	<b>-6</b>	<b>0</b>	<b>0</b>	<b>0</b>	<b>37</b>	<b>6</b>	<b>0</b>	<b>1</b>	<b>1</b>	<b>4</b>	

0

GOAL STREAK

LAST: N/A

0

ASSIST STREAK

LAST: N/A

0

POINT STREAK

LAST: N/A

# SCOTT WILSON

**LW**

**PRONOUNCED** WIHL-suhn, SKAWT

**SIGNED** Through 2017-18 Season

**DOB** 4/24/92 **BIRTHPLACE** Oakville, ON

# 23

<b>SHOOTS</b>	<b>HT</b>	<b>WT</b>
Left	5-11	183

**ACQUIRED**  
Drafted by Penguins in 7th round (209th overall) of the 2011 NHL Draft.



3 Seasons with the University of Massachusetts-Lowell from 2011-14. Helped team win Hockey East title and NCAA tournament berth.

## THE BIG SHOW

Played 1st full season with Pittsburgh in 2015-16. Displayed great scoring touch with 5 goals in his last 12 games. Unfortunately, season was cut short due to lower-body injury.

3 Game-goal scoring streak from Feb. 18-21, 2016 – a career high and longest by a Pens' rookie since Jordan Staal in 2007. Also registered 4 goals in a 5 game span during the stretch.

## STICKING AROUND

Signed 2-year contract extension that runs through the 2017-18 season.

## PAYING HIS DUES

Played 2-plus seasons with Wilkes-Barre/Scranton of American Hockey League. Posted 41 goals (14 game-winners) in 90 career AHL games, an average of .46 per game. Notched an AHL-leading 22 goals in 2015-16 at the time of recall to Pittsburgh.

## REPEAT SUCCESS

Had identical point totals in his 1st 2 seasons at UMass-Lowell, recording 16 goals, 22 assists and 38 points both years.

## FRESHMAN MAGIC

Named 2012 Hockey East Rookie of the Year after posting 16 goals and 38 points in 37 games during his freshman campaign in 2011-12. Also named to the 2012 Hockey East All-Rookie Team and was the 2012 recipient of the New England Hockey Writers' George C. Carens Rookie of the Year Award.

## FROZEN FOUR

Played an instrumental role in helping UMass-Lowell reach the Frozen Four for the 1st time in program history as a sophomore in 2013. Had at least 1 point in the last 7 games leading into the tournament, amassing 10 total points (5G-5A) over that span. The event was hosted by CONSOL Energy Center in Pittsburgh.

# 2nd

His NCAA rank in points per game (1.03) among first-year players his freshman season in 2011-12 (38 points in 37 games).

## CAREER HIGHS

**1** GOALS IN A GAME  
LAST: (5 times), 03.06.16 at NJD

**1** ASSISTS IN A GAME  
LAST: (1 time), 12.21.15 vs. CBJ

**1** POINTS IN A GAME  
LAST: (6 times), 03.06.16 at NJD

SHOTS ON GOAL

# 3

LAST: (6 times), 03.11.16 at CBJ

PENALTY MINUTES

# 5

LAST: (2 times), 02.24.16 at BOS



# CAREER STATISTICS

YEAR	TEAM	LEAGUE	REGULAR SEASON										PLAYOFFS				
			GP	G	A	PTS	PIM	+/-	PP	SH	GW	S	GP	G	A	PTS	PIM
<b>2008-09</b>	Georgetown	OJHL	6	0	1	1	2	--	0	0	0	--	1	0	0	0	0
<b>2009-10</b>	Georgetown	OJHL	56	24	43	67	28	--	5	1	4	--	11	9	8	17	2
<b>2010-11</b>	Georgetown	OJHL	42	20	41	61	59	--	2	3	2	--	4	1	2	3	8
	Canada East	WJAC-19	5	3	3	6	2	--	--	--	--	--	--	--	--	--	--
<b>2011-12</b>	UMass-Lowell	H-East	37	16	22	38	26	12	5	0	2	83	--	--	--	--	--
<b>2012-13</b>	UMass-Lowell	H-East	41	16	22	38	32	5	6	0	5	114	--	--	--	--	--
<b>2013-14</b>	UMass-Lowell	H-East	31	7	12	19	24	5	1	0	1	108	--	--	--	--	--
	Wilkes-Barre	AHL	1	0	0	0	0	0	0	0	0	1	--	--	--	--	--
<b>2014-15</b>	<b>PITTSBURGH</b>	<b>NHL</b>	<b>1</b>	<b>0</b>	<b>0</b>	<b>0</b>	<b>0</b>	<b>0</b>	<b>0</b>	<b>0</b>	<b>0</b>	<b>0</b>	<b>3</b>	<b>0</b>	<b>0</b>	<b>0</b>	<b>0</b>
	Wilkes-Barre	AHL	55	19	22	41	30	14	7	0	7	147	3	2	2	4	0
<b>2015-16</b>	<b>PITTSBURGH</b>	<b>NHL</b>	<b>24</b>	<b>5</b>	<b>1</b>	<b>6</b>	<b>12</b>	<b>0</b>	<b>0</b>	<b>0</b>	<b>1</b>	<b>39</b>	--	--	--	--	--
	Wilkes-Barre	AHL	34	22	14	36	19	4	9	0	7	114	--	--	--	--	--
<b>PIT/NHL TOTALS</b>			<b>25</b>	<b>5</b>	<b>1</b>	<b>6</b>	<b>12</b>	<b>0</b>	<b>0</b>	<b>0</b>	<b>1</b>	<b>39</b>	<b>3</b>	<b>0</b>	<b>0</b>	<b>0</b>	<b>0</b>

3

GOAL STREAK

LAST: 02.18.16-02.21.16 (3)



0

ASSIST STREAK

LAST: N/A

3

POINT STREAK

LAST: 02.18.16-02.21.16 (3A)








# TEDDY BLUEGER

C

**PRONOUNCED** BLEW-guhr, TEH-dee

**SIGNED** Through 2017-18 Season

**DOB** 8/15/94 **BIRTHPLACE** Riga, Latvia



## 2015-16 SEASON

- Played 10 regular-season and 10 postseason games for the Wilkes-Barre/Scranton Penguins following his senior season at Minnesota State-Mankato.
- Completed his senior season at Minnesota State-Mankato, leading the Mavericks in points (35) and assists (24) while scoring 11 goals in 41 games as one of the team's alternate captains. All marks were career-highs.
- His 35 points ranked 2nd in the Western Collegiate Hockey Association and was named to the WCHA First All-Star Team.
- 7 of Blueger's 11 tallies were game-winning markers.

## CAREER/PERSONAL

- Made professional hockey debut in 2015-16 with Wilkes-Barre/Scranton of the American Hockey League.
- Played 4 seasons of college hockey at Minnesota State-Mankato from 2012-16.
- Secured WCHA tournament championship with Minnesota State-Mankato in 2013-14 and '14-15.
- Completed his collegiate career with 108 points (31G-77A) in 155 games. He finished with 13 game-winning goals, 10 power-play goals and 2 shorthanded tallies.
- Tied for 9th place on Minnesota State-Mankato's career points list with 108 (31G-77A).
- Played 2 years of prep hockey at Shattuck St. Mary's in Minnesota from 2009-11.
- Helped lead Shattuck-St. Mary's to back-to-back National Championships in 2010-11 and '11-12.
- Suited up for Latvia for 5 major international tournaments: 3 times at the World Junior Championship (2012, '13, '14) and twice at the World Under-18 Championship (2011, '12).
- Helped the Latvians medal twice, winning a silver medal at the 2014 WJC and a gold at the 2011 Under-18 WJC.
- Led the 2011 World Under-18 Championship tournament in both goals (4) and faceoff percentage (68.8%).
- Named 1 of Latvia's 'Top-Three Players' at the 2013 World Junior Championship and the 2012 World Under-18 Championship.

SHOOTS	HT	WT
Left	6-0	185

## ACQUIRED

Drafted by Penguins in 2nd round (52nd overall) of the 2012 NHL Draft.

## CAREER STATISTICS

YEAR	TEAM	LEAGUE	REGULAR SEASON										PLAYOFFS					
			GP	G	A	PTS	PIM	+/-	PP	SH	GW	S	GP	G	A	PTS	PIM	
2009-10	Shattuck	HS-MN	53	20	40	60	84	--	--	--	--	--	--	--	--	--	--	--
2010-11	Shattuck	HS-MN	54	24	42	66	32	--	--	--	--	--	--	--	--	--	--	--
	Latvia	WJ-18	4	4	1	5	0	4	--	--	--	--	--	--	--	--	--	--
2011-12	Shattuck	HS-MN	51	24	64	88	63	--	--	--	--	--	--	--	--	--	--	--
	Latvia	WJC	6	1	2	3	2	-5	--	--	--	--	--	--	--	--	--	--
2012-13	Minn-Mankato	WCHA	37	6	13	19	40	--	1	0	2	--	--	--	--	--	--	--
	Latvia	WJC	6	1	1	2	8	-1	1	0	0	18	--	--	--	--	--	--
2013-14	Minn-Mankato	WCHA	40	4	22	26	55	--	2	0	1	--	--	--	--	--	--	--
	Latvia	WJC	3	0	1	1	8	-4	--	--	--	--	--	--	--	--	--	--
2014-15	Minn-Mankato	WCHA	37	10	18	28	26	9	4	1	3	103	--	--	--	--	--	--
2015-16	Minn-Mankato	WCHA	41	11	24	35	29	10	3	1	7	106	--	--	--	--	--	--
	Wilkes-Barre	AHL	10	0	0	0	2	-2	0	0	0	12	10	0	1	1	4	4


# JEAN-SEBASTIEN DEA

C

**PRONOUNCED** DEE, ZHAWN-suh-BAS-t'yehn

**SIGNED** Through 2016-17 Season

**DOB** 2/8/94 **BIRTHPLACE** Laval, QC



SHOOTS	HT	WT
Right	5-11	175

## ACQUIRED

Signed as a free agent with the Penguins on Sept. 17, 2013.

## 2015-16 SEASON

- Was a member of the Penguins' 'Black Aces' taxi squad during the 2016 playoffs.
- Set career highs across the board in games played (75), goals (20), assists (16), points (36), plus-minus (+13) and shots (147) with Wilke-Barre/Scranton.

## CAREER/PERSONAL

- Played 2-plus pro seasons with Wilkes-Barre/Scranton of the American Hockey League and Wheeling of the ECHL.
- Scored 7 power-play goals in 2014-15 with Wilkes-Barre/Scranton. The total tied for the team lead (Scott Wilson).
- Tallied 192 career points (111G-81A) over 3 seasons with Rouyn-Noranda Huskies of the Quebec Major Junior Hockey League. Posted those 192 points in 183 career games – a 1.05 points per game average.
- Scored 49 goals in 2013-14 with Rouyn-Noranda, 18 more than the 2nd-highest player on the team. Total set a single-season career high and tied for 4th most in the entire QMJHL. His 75 points ranked 15th overall in the QMJHL.
- Helped lead Rouyn-Noranda to the QMJHL semifinals in 2013 playoffs. Led team and ranked 6th in league with 12 goals (6 on power play).
- Named Telus First Star after finishing October 2013 as QMJHL's leading scorer with 34 points in 17 games, including 3 hat tricks and 10 multi-point games.

## CAREER STATISTICS

YEAR	TEAM	LEAGUE	REGULAR SEASON										PLAYOFFS				
			GP	G	A	PTS	PIM	+/-	PP	SH	GW	S	GP	G	A	PTS	PIM
2010-11	Charles-Lemoy	QMAAA	42	26	29	55	26	--	--	--	--	--	5	6	3	9	6
2011-12	Rouyn-Noranda	QMJHL	50	17	15	32	42	-5	4	0	3	71	4	1	2	3	0
2012-13	Rouyn-Noranda	QMJHL	68	45	40	85	59	21	25	2	4	157	14	12	9	21	24
2013-14	Rouyn-Noranda	QMJHL	65	49	26	75	53	4	17	6	8	249	9	6	3	9	12
	Wilkes-Barre	AHL	1	0	0	0	0	0	0	0	0	1	--	--	--	--	--
2014-15	Wilkes-Barre	AHL	43	10	11	21	16	1	7	0	3	88	4	0	0	0	2
	Wheeling	ECHL	14	4	3	7	6	2	1	0	--	47	--	--	--	--	--
2015-16	Wilkes-Barre	AHL	75	20	16	36	36	13	4	0	5	147	10	0	0	0	18


# THOMAS DI PAULI

C

**PRONOUNCED** DEE-paw-LEE, TAW-muhs

**SIGNED** Through 2017-18 Season

**DOB** 4/29/94 **BIRTHPLACE** Caldaro, Italy



SHOOTS	HT	WT
Left	5-11	188

## ACQUIRED

Signed as a free agent on August 19, 2016.

## 2015-16 SEASON

- Played in all 37 with the University of Notre Dame, scoring a career-high 14 goals and 18 assists for a career-high 32 points. Also posted a career-best 135 shots.
- Was named team's Offensive MVP.
- Named an Honorable Mention Hockey East All-Star.

## CAREER/PERSONAL

- Played 4 seasons of collegiate hockey for Notre Dame from 2012-16. Totaled 30 goals, 48 assists and 78 points in 145 career games for the Fighting Irish.
- Played in the longest game in NCAA Division I men's ice hockey history in a 5-overtime affair against UMass on March 7, 2015. The game lasted 151:42 minutes and took 5 hours, 55 minutes to play. UMass prevailed, 4-3.
- Originally drafted by Washington in the 4th round (100th overall) of the 2012 NHL Draft at CONSOL Energy Center.
- Was selected to the 2014 U.S. World Junior National Team where he recorded 3 assists in 5 games.
- Represented the United States at the 2012 World Under-18 Junior Championship, where he helped lead America to gold. Won a silver medal with the United States at the Under-17 World Hockey Challenge.
- 2-time invitee to the U.S. National Junior Evaluation Camp in Lake Placid, New York (2012 and '13).
- Spent 2 seasons with USA Hockey's National Team Developmental Program in Ann Arbor, Michigan.
- Moved to Downers Grove, Illinois at the age of 12 to play AAA hockey for the Chicago Mission, along with his brother Theo. Moved from Italy with his brother, sister, Sandra, and mother Christina. His father, Alexander, remained in Italy but visited when he could.
- Speaks 4 languages – English, Italian, Spanish and German. Though he grew up in northern Italy, the city of Caldaro's main language is German due to its close proximity to the Austrian border.

## CAREER STATISTICS

### REGULAR SEASON


YEAR	TEAM	LEAGUE	GP	G	A	PTS	PIM	+/-	PP	SH	GW	S	GP	G	A	PTS	PIM
2010-11	United States	USHL	32	4	11	15	16	-1	2	0	0	48	2	0	1	1	0
	United States	U-17	17	4	9	12	10	--	--	--	--	--	--	--	--	--	--
2011-12	United States	USHL	21	6	5	11	6	11	0	1	1	41	--	--	--	--	--
	United States	U-18	34	5	5	10	16	--	--	--	--	--	--	--	--	--	--
	United States	WJC-18	6	1	0	1	0	0	0	0	0	--	--	--	--	--	--
2012-13	Notre Dame	H-East	41	5	7	12	31	8	0	0	1	74	--	--	--	--	--
2013-14	Notre Dame	H-East	26	3	2	5	12	0	0	0	1	41	--	--	--	--	--
	United States	WJC	5	0	3	3	2	2	0	0	0	5	--	--	--	--	--
2014-15	Notre Dame	H-East	41	8	21	29	24	8	3	0	3	90	--	--	--	--	--
2015-16	Notre Dame	H-East	37	14	18	32	16	13	3	0	2	135	--	--	--	--	--

# JAKE GUENTZEL

C

**PRONOUNCED** GUHNT-zuhl, JAYK

**SIGNED** Through 2018-19 Season

**DOB** 10/6/94     **BIRTHPLACE** Omaha, NE


## 2015-16 SEASON

- Played in his 1st pro game with Wilkes-Barre/Scranton of the American Hockey League on March 23, 2016 against the Binghamton Senators following the conclusion of his junior season at University of Nebraska-Omaha.
- Played in all 10 of WBS' playoff games and led the team with 14 points (5G-9A). His 1.40 points per game led the AHL playoffs.
- Finished as Omaha's leading scorer for the 2nd straight season, establishing new career highs in points (46), goals (19), power-play goals (5) and shorthanded goals (3).
- His 1.31 points per game with UNO ranked 10th in the nation.

## CAREER/PERSONAL

- Made professional hockey debut in 2015-16 with Wilkes-Barre/Scranton of the American Hockey League.
- Played 3 seasons of college hockey at University of Nebraska-Omaha from 2013-16.
- Amassed 119 points (40G-79A) in his 108 NCAA games (1.10 PPG).
- Was named to the National Collegiate Hockey Conference All-Rookie team in 2013-14.
- Was elected to the NCHC Academic All-Conference team in 2014-15.
- Was chosen for the All-Rookie Team, named Rookie of the Year and was a Second-Team All-Star during 2012-13 with Sioux City of the United States Hockey League.
- Ranked 6th in the USHL during 2012-13 season when he amassed a team-leading 73 points (29G-44A) with Sioux City.
- Tied a USHL Tier-1 era record by finishing the season on a 21-game point streak. He totaled 43 points (16G-27A) during the run.

SHOOTS	HT	WT
Left	5-10	167

### ACQUIRED


Drafted by Penguins in the 3rd round (77th overall) of the 2013 NHL Draft.

## CAREER STATISTICS

YEAR	TEAM	LEAGUE	REGULAR SEASON										PLAYOFFS				
			GP	G	A	PTS	PIM	+/-	PP	SH	GW	S	GP	G	A	PTS	PIM
2010-11	Hill-Murray	USHS	28	19	30	49	10	29	--	--	--	--	3	4	2	6	4
	Team Northwest	UMHSEHL	15	6	5	11	4	--	--	1	0	--	3	0	0	0	0
2011-12	Hill-Murray	USHS	31	23	52	75	16	--	--	--	--	6	2	6	8	0	
	Team Southeast	UMHSEHL	21	14	27	41	8	--	--	2	1	--	3	0	3	3	0
2012-13	Sioux City	USHL	60	29	44	73	24	13	11	0	3	153	--	--	--	--	--
2013-14	Nebraska-Omaha	NCHC	37	7	27	34	16	-2	2	0	1	84	--	--	--	--	--
2014-15	Nebraska-Omaha	NCHC	36	14	25	39	34	10	3	0	1	108	--	--	--	--	--
2015-16	Nebraska-Omaha	NCHC	35	19	27	46	20	6	5	3	0	108	--	--	--	--	--
	Wilkes-Barre	AHL	11	2	4	6	0	-1	0	0	1	29	10	5	9	14	0

# TRISTAN JARRY

G

**PRONOUNCED** JAIR-ee, TRIH-stan**SIGNED** Through 2017-18 Season**DOB** 4/29/95**BIRTHPLACE** Surrey, BC

## 2015-16 SEASON

- Made his transition to professional hockey in 2015-16 with Wilkes-Barre/Scranton of the American Hockey League.
- Played in 33 games for WBS Penguins posting a 17-13-3 record with a 2.69 GAA and .905 save percentage.
- Carried WBS down the stretch, starting 11 straight games from March 12-April 8.
- Ranked tied for 4th in the AHL, and 1st among rookies, with 5 shutouts for WBS.
- Was a member of the Penguins' 'Black Aces' taxi squad during the 2016 playoffs.
- Dressed for Games 1 and 2 of First Round vs NY Rangers during the 2016 Stanley Cup playoffs as backup to Jeff Zatkoff.

<b>CATCH</b>	<b>HT</b>	<b>WT</b>
Left	6-2	194

## ACQUIRED

Drafted by Penguins in 2nd round [44th overall] of the 2013 NHL Draft.

## CAREER/PERSONAL


- Played 4 seasons with Edmonton of the Western Hockey League (WHL).
- Led Edmonton to WHL championship and Memorial Cup title in 2014. Won WHL title with Game 7 victory on the road against the Portland Winterhawks against Penguins defenseman Derrick Pouliot.
- Finished WHL career with 93 wins, 17 shutouts and 2.37 goals-against average.
- Best season was 2013-14 when he set career highs in games played [63], wins [44], minutes played [3703] and shutouts [8]. His 44 wins ranked 1st in the WHL [5 more than the next closest goalie].
- Named a WHL First-Team All-Star in 2013-14.
- His 1.61 goals-against average and .936 save percentage in the 2012-13 season led the WHL.
- Led the WHL in goals-against average in 2012-13 [1.61] and '13-14 [2.24].
- Won gold medal with Canada Pacific at 2012 World U-17 Challenge.
- Named "Player of the Game" for Team Cherry in the 2013 CHL Top Prospects Game, stopping all 16 shots faced.

## CAREER STATISTICS

YEAR	TEAM	LEAGUE	REGULAR SEASON									PLAYOFFS						
			GP	W	L	OTL	MIN	GA	SO	GAA	SV%	GP	W-L	MIN	GA	SO	GAA	SV%
<b>2009-10</b>	North Delta	Minor-BC	26	--	--	--	--	--	--	1.65	--	--	--	--	--	--	--	--
<b>2010-11</b>	Greater Vancouver	BCMML	20	--	--	--	--	--	--	2.31	--	6	--	--	--	--	--	--
<b>2011-12</b>	Edmonton	WHL	14	8	2	1	718	35	0	2.93	.894	--	--	--	--	--	--	--
	British Columbia	CWG	2	--	--	--	--	--	--	4.32	--	--	--	--	--	--	--	--
	Canada Pacific	WHC-17	2	--	--	--	--	--	--	1.95	--	--	--	--	--	--	--	--
<b>2012-13</b>	Edmonton	WHL	27	18	7	0	1495	40	6	1.61	.936	1	0-0	27	0	0	.00	1.00
<b>2013-14</b>	Edmonton	WHL	63	44	14	3	3703	138	8	2.24	.914	21	16-5	1261	46	3	2.19	.925
	Edmonton	M-Cup	5	3	2	--	364	17	0	2.80	--	--	--	--	--	--	--	--
<b>2014-15</b>	Edmonton	WHL	55	23	26	6	3216	147	3	2.74	.907	5	1-4	312	15	0	2.88	.896
<b>2015-16</b>	Wilkes-Barre	AHL	33	17	13	3	1943	87	5	2.69	.905	3	1-0	107	4	0	2.24	.902

# SEAN MAGUIRE

G

**PRONOUNCED** muh-GWIH-uhr, SHAWN**SIGNED** Through 2017-18 Season**DOB** 2/2/93 **BIRTHPLACE** Edmonton, AB

CATCH	HT	WT
Left	6-2	202

**ACQUIRED**

Drafted by Penguins in the 4th round (113th overall) of the 2012 NHL Draft.

**2015-16 SEASON**

- Joined Wilkes-Barre/Scranton after the conclusion of Boston University's season.
- Appeared in 1 game against the Hershey Bears, playing for 13 minutes and recording 4 saves on 4 shots.
- Named Beanpot MVP with a 41-save performance in 1-0 overtime loss to Boston College. Earned the Eberly Award for best save percentage in both Beanpot contests.
- 6-time Hockey East Top Performer of the week.

**CAREER/PERSONAL**

- Made professional hockey debut in 2015-16 with Wilkes-Barre/Scranton of the American Hockey League.
- Played 3 seasons of college hockey at Boston University from 2012-14 and '15-16.
- Sat out his 2014-15 season with Boston University as a medical redshirt after playing 37 games in his first 2 seasons.
- Named a Hockey East Top Performer of the week 4 times as a freshman and once as a sophomore.
- Collected his first collegiate shutout in his home debut with BU. Stopped 21 shots in 4-0 win over St. Lawrence on November 24, 2012.
- Played 2 seasons with the Powell River Kings of the British Columbia Hockey League (BCHL) before joining BU.
- Was 30-20-1 with 7 shutouts and named a BCHL Second-Team All-Star in 2012.
- 2-time co-winner of the BCHL's Wally Forslund Memorial Trophy (lowest combined GAA) with teammate Michael Garteig.
- Backstopped Team Canada West to a gold medal at the World Junior A Challenge in 2011 and was named tournament's top goaltender.

## CAREER STATISTICS

YEAR	TEAM	LEAGUE	REGULAR SEASON									PLAYOFFS						
			GP	W	L	OTL	MIN	GA	SO	GAA	SV%	GP	W-L	MIN	GA	SO	GAA	SV%
2010-11	Powell River	BCHL	15	10	3	0	841	35	2	2.50	.903	2	0-0	44	1	0	1.36	
2011-12	Powell River	BCHL	31	17	12	1	1774	69	3	2.33	.913	15	7-6	808	28	2	2.08	
2012-13	Boston U	H-East	21	13	8	0	1230	52	4	2.54	.926	--	--	--	--	--	--	
2012-13	Boston U	H-East	16	3	12	0	868	42	0	2.90	.919	--	--	--	--	--	--	
2014-15	Boston U	H-East	--	--	--	--	--	--	--	--	--	--	--	--	--	--	--	
2015-16	Boston U	H-East	25	13	9	1	1372	55	1	2.41	.920	--	--	--	--	--	--	
	Wilkes-Barre	AHL	1	0	0	1	13	0	0	.00	1.00	--	--	--	--	--	--	

# REID MCNEILL

**D****PRONOUNCED** muhk-NEEL, REED**SIGNED** Through 2016-17 Season**DOB** 4/29/92 **BIRTHPLACE** London, ON

## 2015-16 SEASON

- Completed his 3rd full season with Wilkes-Barre/Scranton.
- Post career highs in assists (11), points (11), plus-minus (+10) and shots (53).

## CAREER/PERSONAL

- Played 4 seasons of pro hockey split between Wilkes-Barre/Scranton of the American Hockey League and Wheeling of the ECHL.
- Has appeared in 176 career AHL games and 31 postseason contests. Posted 298 career penalty minutes and a plus-27.
- Finished tied for Wheeling's penalty minutes leader in 2012-13 (90).
- Played 3 seasons in the Ontario Hockey League with London (2009-11) and Barrie (2011-12).
- Mentored 15-year-old Aaron Ekblad, the 1st-overall selection at the 2014 NHL Draft and 2015 Calder Trophy winner, while with Barrie in 2011-12.
- Ranked 2nd among Barrie defensemen in 2011-12 with a plus-9.
- Established OHL career highs in goals (3), assists (9) and points (12) in 2011-12.

**SHOOTS**

Left

**HT**

6-4

**WT**

215


**ACQUIRED**

Drafted by Penguins in the 6th round (170th overall) of the 2010 NHL Draft.

## CAREER STATISTICS

YEAR	TEAM	LEAGUE	REGULAR SEASON										PLAYOFFS				
			GP	G	A	PTS	PIM	+/-	PP	SH	GW	S	GP	G	A	PTS	PIM
2008-09	Lambeth	OJHL	16	0	4	4	12	--	0	0	0	--	--	--	--	--	--
2009-10	London	OJHL	20	0	7	7	6	--	0	0	0	--	--	--	--	--	
	London	OHL	53	2	3	5	32	11	0	0	--	--	12	0	1	1	0
2010-11	London	OHL	62	2	4	6	70	-1	0	0	--	--	6	0	0	0	4
2011-12	Barrie	OHL	51	3	9	12	60	9	1	0	--	--	13	0	0	0	22
2012-13	Wheeling	ECHL	44	2	4	6	90	-5	0	0	--	--	--	--	--	--	
	Wilkes-Barre	AHL	3	0	0	0	0	2	0	0	0	6	12	0	1	1	12
2013-14	Wilkes-Barre	AHL	55	1	4	5	119	9	0	0	0	40	10	1	2	3	14
2014-15	Wilkes-Barre	AHL	54	2	5	7	121	6	0	0	1	42	8	0	1	1	11
2015-16	Wilkes-Barre	AHL	64	0	11	11	58	10	0	0	0	53	1	0	0	0	0

# ETHAN PROW

**D****PRONOUNCED** PROW, EE-thin**SIGNED** Through 2017-18 Season**DOB** 11/17/92 **BIRTHPLACE** Sauk Rapids, MN

## 2015-16 SEASON

- Played in 5 games with Wilkes-Barre/Scranton, tallying 1 assist.
- Helped secure St. Cloud State a National Collegiate Hockey Conference tournament championship.
- Was a Hobey Baker Award Finalist as the best college hockey player in the country after posting 38 points (8G-30A) in senior campaign.
- Received NCHC Player of the Year, Defenseman of the Year and Offensive Defenseman of the Year honors.
- Named an All-NCHC First-Team All-Star.
- His 30 assists and 38 points (8G-30A) were career highs and the most by any NCAA defenseman.
- Ended his senior season with a plus-29, which ranked tied for 9th in the nation.
- Captained St. Cloud State.

SHOOTS	HT	WT
Right	5-11	180

## ACQUIRED

Signed as a free agent on March 29, 2016.

## CAREER/PERSONAL


- Made professional hockey debut in 2015-16 with Wilkes-Barre/Scranton of the American Hockey League.
- Played in 149 career games for St. Cloud State, registering 99 points (19G-80A), a plus-51 and 24 penalty minutes in 4 years.
- Named to 2015 NCAA West Region All-Tournament Team.
- Was named to the All-NCHC Academic Team as both a sophomore and junior.
- Played 2 seasons of junior hockey with Des Moines of the United States Hockey League.
- Earned All-Conference status as a prep hockey player in the Central Lakes Conference (Sauk Rapids-Rice High School).

## CAREER STATISTICS

YEAR	TEAM	LEAGUE	REGULAR SEASON										PLAYOFFS					
			GP	G	A	PTS	PIM	+/-	PP	SH	GW	S	GP	G	A	PTS	PIM	
2010-11	Des Moines	USHL	59	8	14	22	28	-8	--	--	--	--	--	--	--	--	--	--
2011-12	Des Moines	USHL	56	2	22	24	22	-9	--	--	--	--	--	--	--	--	--	--
2012-13	St. Cloud State	WCHA	39	3	12	15	2	--	--	--	--	--	--	--	--	--	--	--
2013-14	St. Cloud State	NCHC	38	4	19	23	14	--	1	0	2	--	--	--	--	--	--	--
2014-15	St. Cloud State	NCHC	35	4	19	23	6	-4	4	0	0	--	--	--	--	--	--	--
2015-16	St. Cloud State	NCHC	37	8	30	38	2	29	6	0	0	56	--	--	--	--	--	--
	Wilkes-Barre	AHL	5	0	1	1	6	1	0	0	0	8	2	0	0	0	0	0



# CARTER ROWNEY

**RW****PRONOUNCED** ROW-nee, KAHR-tuhr**SIGNED** Through 2017-18 Season**DOB** 5/10/89**BIRTHPLACE** Grand Prairie, AB

SHOOTS	HT	WT
Right	6-2	200

**ACQUIRED**

Signed as free agent on March 9, 2016.

**2015-16 SEASON**

- Tallied 24 goals and 32 assists in 74 games with Wilkes-Barre/Scranton of the American Hockey League.
- His 24 goals ranked 2nd on the team.
- Had a team-leading plus-23 which tied for 11th in the entire AHL.
- AHL Player of the Month (March); tallied 7 goals and 10 assists for a league-high 17 points along with a plus-8 in 12 games.


**CAREER/PERSONAL**

- Earned his first NHL contract, a 2-year deal that began in 2016-17.
- Spent the last 3 seasons with Wilkes-Barre/Scranton of the American Hockey League and the Wheeling Nailers of the ECHL.
- Totaled 73 points in his 4-year collegiate career at the University of North Dakota (2009-13).
- Helped his club win 2 Western Collegiate Hockey Association titles and twice earning a selection onto the WCHA All-Academic Team (2010-11, '11-12).
- Was assistant captain for the University of North Dakota during his senior campaign in 2012-13.
- Spent the previous 3 seasons with Grande Prairie of the Alberta Junior Hockey League.
- Led the Storm to an AJHL championship in 2009 and was named the most valuable player of the playoffs after scoring 18 points (12G-6A) in 19 games.
- Named to the 2009 AJHL All-League North Division team after leading Grand Prairie in regular-season scoring with 78 points (35G-43A) in 62 games.

## CAREER STATISTICS

**REGULAR SEASON**

YEAR	TEAM	LEAGUE	GP	G	A	PTS	PIM	+/-	PP	SH	GW	S	GP	G	A	PTS	PIM
<b>2007-08</b>	Grand Prairie	AJHL	52	16	15	31	47	--	--	--	--	--	--	--	--	--	--
<b>2008-09</b>	Grand Prairie	AJHL	62	35	43	78	71	--	--	--	--	--	19	12	6	18	10
<b>2009-10</b>	North Dakota	WCHA	39	1	7	8	23	--	--	--	--	--	--	--	--	--	--
<b>2010-11</b>	North Dakota	WCHA	28	3	2	5	14	--	--	--	--	--	--	--	--	--	--
<b>2011-12</b>	North Dakota	WCHA	42	18	15	33	18	--	--	--	--	--	--	--	--	--	--
<b>2012-13</b>	North Dakota	WCHA	41	10	17	27	10	--	--	--	--	--	--	--	--	--	--
	Abbotsford	AHL	4	1	0	1	0	1	--	--	--	--	--	--	--	--	--
<b>2013-14</b>	Wilkes-Barre	AHL	24	2	2	4	6	-2	0	1	0	23	7	0	2	2	2
	Wheeling	ECHL	39	13	31	44	19	23	1	0	3	81	--	--	--	--	--
<b>2014-15</b>	Wilkes-Barre	AHL	63	10	21	31	31	14	2	1	1	86	8	2	2	4	4
	Wheeling	ECHL	5	1	6	7	2	0	1	0	0	10	--	--	--	--	--
<b>2015-16</b>	Wilkes-Barre	AHL	74	24	32	56	37	23	4	2	5	140	10	4	8	12	6

**RYAN SEGALLA****D****PRONOUNCED** seh-GAL-ah, RIGH-uhn**SIGNED** Amateur Tryout**DOB** 12/29/94 **BIRTHPLACE** Boston, MA**2015-16 SEASON**

- Completed junior campaign with Connecticut of Hockey East.
- Appeared in 21 games while blocking 30 shots for the Huskies.

**CAREER/PERSONAL**

- Played 3 seasons of collegiate hockey with Connecticut of Hockey East from 2013-16.
- Totaled 21 points (3G-18A) in 86 career college contests for UConn.
- Led Huskies in penalty minutes in 2013-14 (47) and '14-15 (54).
- Recorded at least 30 blocks in all 3 seasons of college hockey, including career-best 40 in 2013-14.
- Posted career-high 3 assists vs. Air Force on Jan. 31, 2014.
- Played 3 seasons for Salisbury Prep from 2010-13.
- Co-captained Salisbury Prep to New England Prep championship and Housatonic Hockey League championship in 2013.

SHOOTS	HT	WT
Left	6-1	195

**ACQUIRED**

Drafted by Penguins in 4th round (119th overall) of 2013 NHL Draft.

**CAREER STATISTICS**

YEAR	TEAM	LEAGUE	REGULAR SEASON											PLAYOFFS				
			GP	G	A	PTS	PIM	+/-	PP	SH	GW	S	GP	G	A	PTS	PIM	
<b>2009-10</b>	Bridgewater	EMJHL	41	9	18	27	52	--	--	--	--	--	2	1	0	1	0	
<b>2010-11</b>	Salisbury	USHS	26	3	10	13	30	--	--	--	--	--	--	--	--	--	--	
	South Shore	Midget	11	1	0	1	4	--	--	--	--	--	4	0	0	0	6	
<b>2011-12</b>	Salisbury	USHS	28	6	6	12	36	--	--	--	--	--	--	--	--	--	--	
<b>2012-13</b>	Salisbury	USHS	28	10	8	18	28	--	--	--	--	--	--	--	--	--	--	
	Fairfield	Midget	3	0	1	1	10	--	--	--	--	--	--	--	--	--	--	
<b>2013-14</b>	Connecticut	H-East	34	1	13	14	47	-3	0	0	1	35	--	--	--	--	--	
<b>2014-15</b>	Connecticut	H-East	31	2	3	5	54	-10	1	0	0	34	--	--	--	--	--	
<b>2015-16</b>	Connecticut	H-East	21	0	2	2	24	-15	0	0	0	19	--	--	--	--	--	

# DANIEL SPRONG

**RW****PRONOUNCED** SPRONG, DAN-yeh!**SIGNED** Through 2017-18 Season**DOB** 3/17/97 **BIRTHPLACE** Amsterdam, Netherlands

SHOOTS	HT	WT
Right	6-0	180

**ACQUIRED**

Drafted by the Penguins in the 2nd round (46th overall) of the 2015 NHL Draft.

**2015-16 SEASON**

- Earned spot on Penguins' opening roster and made his NHL debut on Oct. 8, 2015 at Dallas. Scored his 1st NHL goal on Oct. 15, 2015 vs. Ottawa.
- Played in 18 games with the Penguins before being returned to his junior team.
- 3rd youngest player to skate for Pens since 2005 at 18 years, 6 months, 21 days (Sidney Crosby, 18 years, 1 month, 28 days; Jordan Staal, 18 years, 25 days).
- Became the 1st Dutch-born hockey player in the NHL since defenseman Ed Kea of Weesp (Atlanta Flames, 1974-79; St. Louis, 1979-83).
- Was a member of Pittsburgh's 2016 playoff practice squad known as the 'Black Aces'.
- Suited up for Wilkes-Barre/Scranton of the American Hockey League during the 2016 playoffs, tying for the team lead with 5 goals (Jake Guentzel and Tom Kostopoulos).
- Posted a team-leading 1.39 points per game with Charlottetown of the Quebec Major Junior Hockey League.
- Finished 6th overall in scoring on Charlottetown despite only appearing in 33 games – half the amount of most of his teammates.

**CAREER/PERSONAL**

- Spent parts of the last 3 seasons with the Charlottetown Islanders of the Quebec Major Junior Hockey League.
- Notched career highs in goals (39), assists (49) and points (88) in 68 games in 2014-15 with Charlottetown of the QMJHL.
- Led the Islanders in goals (30), assists (38) and points (68) in the 2013-14 season, earning him a spot on the QMJHL All-Rookie Team.
- Played for the Wilkes-Barre Knights of the Atlantic Metro Hockey League, a traveling bantam team, in 2011-12 where he posted 32 points (9G-23A) in 11 games. Was teammates with Penguins 2015 7th-round pick Nikita Pavlychev.


## CAREER STATISTICS

## REGULAR SEASON

## PLAYOFFS

YEAR	TEAM	LEAGUE	GP	G	A	PTS	PIM	+/-	PP	SH	GW	S	GP	G	A	PTS	PIM
2012-13	LAC St. Louis	Minor QC	30	48	56	104	36	--	--	--	--	--	3	5	3	8	0
2013-14	Charlottetown	QMJHL	67	30	38	68	20	-20	9	0	0	260	4	4	1	5	0
2014-15	Charlottetown	QMJHL	68	39	49	88	18	-23	16	0	4	270	10	7	4	11	6
2015-16	<b>PITTSBURGH</b>	<b>NHL</b>	<b>18</b>	<b>2</b>	<b>0</b>	<b>2</b>	<b>0</b>	<b>-1</b>	<b>0</b>	<b>0</b>	<b>0</b>	<b>23</b>	--	--	--	--	--
	Charlottetown	QMJHL	33	16	30	46	22	-7	5	0	6	--	12	4	11	15	12
	Wilkes-Barre	AHL	--	--	--	--	--	--	--	--	--	--	10	5	2	7	2
<b>PIT/NHL TOTALS</b>			<b>18</b>	<b>2</b>	<b>0</b>	<b>2</b>	<b>0</b>	<b>-1</b>	<b>0</b>	<b>0</b>	<b>0</b>	<b>23</b>	--	--	--	--	--

# IN THE SYSTEM




## NICLAS ALMARI

Pos: D Ht: 6-1 Wt: 167 DOB: 5/11/98 POB: Espoo, Finland

Acquired: Drafted by Penguins in 5th round (151st overall) of 2016 NHL Draft.

### CAREER STATISTICS

YEAR	TEAM	LEAGUE	REGULAR SEASON										PLAYOFFS				
			GP	G	A	PTS	PIM	+/-	PP	SH	GW	S	GP	G	A	PTS	PIM
2013-14	Espoo	FIN-18	6	0	1	1	2	--	--	--	--	--	6	0	3	3	0
2014-15	Espoo	FIN-18	17	2	4	6	10	--	--	--	--	--	9	2	3	5	2
	Espoo	FIN-Jr.	26	4	4	8	16	--	--	--	--	--	--	--	--	--	--
2015-16	Espoo	FIN-18	5	2	3	5	0	--	--	--	--	--	--	--	--	--	--
	Espoo	FIN-Jr.	12	0	0	0	4	--	--	--	--	--	--	--	--	--	--
	Helsinki	FIN-Jr.	27	2	5	7	10	--	--	--	--	--	2	0	1	1	4




## ANTHONY ANGELLO

Pos: C Ht: 6-4 Wt: 197 DOB: 3/6/96 POB: Albany, NY

Acquired: Drafted by Penguins in 5th round (145th overall) of 2014 NHL Draft.

### CAREER STATISTICS

YEAR	TEAM	LEAGUE	REGULAR SEASON										PLAYOFFS				
			GP	G	A	PTS	PIM	+/-	PP	SH	GW	S	GP	G	A	PTS	PIM
2011-12	Syracuse	EMJHL	36	11	21	32	18	--	--	--	--	--	4	0	1	1	4
	Fayetteville-Manlius	USHS	18	32	31	63	--	--	--	--	--	--	1	1	2	3	--
2012-13	Syracuse	EMJHL	40	31	29	60	60	--	--	--	--	--	3	1	3	4	2
	Fayetteville-Manlius	USHS	16	34	31	65	40	--	--	--	--	--	--	--	--	--	--
2013-14	Omaha	USHL	58	11	10	21	85	-10	1	0	1	75	4	0	1	1	4
2014-15	Omaha	USHL	56	19	16	35	90	9	3	2	2	107	3	1	1	2	4
	United States	WJAC-19	4	2	3	5	0	--	--	--	--	--	--	--	--	--	--
2015-16	Cornell	ECAC	34	11	13	24	26	9	3	0	3	--	--	--	--	--	--



## DANE BIRKS

Pos: D Ht: 6-2 Wt: 183 DOB: 8/29/95 POB: Merritt, BC

Acquired: Drafted by Penguins in 6th round (164th overall) of 2013 NHL Draft.

### CAREER STATISTICS

YEAR	TEAM	LEAGUE	REGULAR SEASON										PLAYOFFS				
			GP	G	A	PTS	PIM	+/-	PP	SH	GW	S	GP	G	A	PTS	PIM
2011-12	Creston Valley	KIJHL	47	3	21	24	72	--	--	--	--	--	6	0	1	1	20
	Trail	BCHL	10	0	0	0	12	--	--	--	--	--	--	--	--	--	--
2012-13	Merritt	BCHL	52	5	15	20	28	0	3	0	1	--	5	0	1	1	6
2013-14	Merritt	BCHL	50	4	17	21	57	0	2	0	0	--	1	0	0	0	0
	Canada West	WJAC-19	4	0	2	2	4	--	0	0	0	--	--	--	--	--	--
2014-15	Michigan Tech	WCHA	--	--	--	--	--	--	--	--	--	--	--	--	--	--	--
2015-16	Michigan Tech	WCHA	31	0	3	3	16	5	0	0	0	18	--	--	--	--	--




## KASPER BJORKQVIST

Pos: RW Ht: 6-1 Wt: 198 DOB: 7/10/97 POB: Espoo, Finland

Acquired: Drafted by Penguins in 2nd round (61st overall) of 2016 NHL Draft.

### CAREER STATISTICS

YEAR	TEAM	LEAGUE	REGULAR SEASON										PLAYOFFS				
			GP	G	A	PTS	PIM	+/-	PP	SH	GW	S	GP	G	A	PTS	PIM
2013-14	Espoo	FIN-18	21	9	12	21	12	--	--	--	--	--	11	5	2	7	16
	Akatemia Espoo	FIN-18	3	5	3	8	0	--	--	--	--	--	--	--	--	--	--
	Espoo	FIN-Jr.	17	3	4	7	8	--	--	--	--	--	--	--	--	--	--
2014-15	Espoo	FIN-Jr.	34	19	11	30	82	--	--	--	--	--	8	0	2	2	2
2015-16	Espoo	FIN-Jr.	45	28	38	66	32	--	--	--	--	--	2	1	1	2	2



# BLAINE BYRON

Pos: C Ht: 6-0 Wt: 172 DOB: 2/21/95 POB: Ottawa, ON

Acquired: Drafted by Penguins in 6th round [179th overall] of 2013 NHL Draft.

## CAREER STATISTICS

YEAR	TEAM	LEAGUE	REGULAR SEASON										PLAYOFFS				
			GP	G	A	PTS	PIM	+/-	PP	SH	GW	S	GP	G	A	PTS	PIM
2009-10	Upper Canada	OEBHL	28	16	23	39	14	--	--	--	--	--	12	6	11	17	8
2010-11	Upper Canada	OEMMHL	30	18	30	48	12	--	--	--	--	--	--	--	--	--	--
	Upper Canada	OEMHL	6	2	1	3	2	--	--	--	--	--	--	--	--	--	--
	Kemptville	CJHL	9	1	1	2	2	--	1	0	0	--	--	--	--	--	--
2011-12	Kemptville	CJHL	42	12	27	39	20	--	3	0	0	--	--	--	--	--	--
2012-13	Kemptville	ON-Jr.A	24	7	16	23	8	--	3	0	0	--	--	--	--	--	--
	Smiths Falls	ON-Jr.A	27	5	24	29	16	--	2	0	1	--	5	0	1	1	0
2013-14	Maine	H-East	32	8	8	16	4	0	2	0	1	56	--	--	--	--	--
2014-15	Maine	H-East	39	12	15	27	6	-2	2	3	1	74	--	--	--	--	--
2015-16	Maine	H-East	38	8	16	24	8	-15	2	2	1	112	--	--	--	--	--




# FILIP GUSTAVSSON

Pos: G Ht: 6-2 Wt: 184 DOB: 6/7/98 POB: Skelleftea, Sweden

Acquired: Drafted by Penguins in 2nd round [55th overall] of 2016 NHL Draft.

## CAREER STATISTICS

YEAR	TEAM	LEAGUE	REGULAR SEASON								PLAYOFFS					
			GP	W	L	OTL	MIN	GA	SO	GAA	GP	W-L	MIN	GA	SO	GAA
2013-14	Skelleftea AIK	SWE-18	18	15	3	0	1082	28	4	1.55	--	--	--	--	--	--
2014-15	Lulea	SWE-18	18	9	9	0	1092	40	2	2.20	--	--	--	--	--	--
	Lulea	SWE-Jr.	7	1	6	0	424	28	0	3.96	--	--	--	--	--	--
2015-16	Lulea	SWE-Jr.	20	8	11	0	1154	62	0	3.22	1	0-1	60	3	0	3.00
	Lulea	SWE	6	4	2	0	359	13	0	2.17	1	0-0	1	0	0	.00
	Sweden	WJC-18	5	3	1	0	289	13	0	2.70	--	--	--	--	--	--



# CONNOR HALL

Pos: D Ht: 6-3 Wt: 190 DOB: 2/21/98 POB: Cambridge, ON

Acquired: Drafted by Penguins in 3rd round (77th overall) of 2016 NHL Draft.

## CAREER STATISTICS

YEAR	TEAM	LEAGUE	REGULAR SEASON										PLAYOFFS				
			GP	G	A	PTS	PIM	+/-	PP	SH	GW	S	GP	G	A	PTS	PIM
2014-15	Elmira	ON-Jr.B	37	2	3	5	111	--	--	--	--	--	11	0	2	2	16
	Elmira	Suth-Cup	5	1	1	2	19	--	--	--	--	--	--	--	--	--	--
	Kitchener	OHL	8	0	0	0	11	0	0	0	0	--	--	--	--	--	--
2015-16	Elmira	ON-Jr.B	3	1	0	1	6	--	--	--	--	--	--	--	--	--	--
	Kitchener	OHL	39	2	7	9	49	7	--	--	--	--	9	1	4	5	19
	Canada	WJC-18	6	1	1	2	4	2	0	0	0	5	--	--	--	--	--




# RYAN JONES

Pos: D Ht: 6-2 Wt: 186 DOB: 5/26/96 POB: Munster, IN

Acquired: Drafted by Penguins in 4th round (121st overall) of 2016 NHL Draft.

## CAREER STATISTICS

YEAR	TEAM	LEAGUE	REGULAR SEASON										PLAYOFFS				
			GP	G	A	PTS	PIM	+/-	PP	SH	GW	S	GP	G	A	PTS	PIM
2013-14	Indiana	Minor-18	44	9	12	21	56	--	--	--	--	--	--	--	--	--	--
	Indiana	HPHL-18	10	2	2	4	10	--	--	--	--	--	--	--	--	--	--
	Minnesota	NAHL	1	0	0	0	0	1	0	0	0	--	--	--	--	--	--
2014-15	Lincoln	USHL	60	4	9	13	69	-14	--	--	--	--	--	--	--	--	--
2015-16	Lincoln	USHL	60	3	27	30	112	8	--	--	--	--	4	0	1	1	16



# TROY JOSEPHS

Pos: C Ht: 6-1 Wt: 184 DOB: 5/9/94 POB: Whitby, ON


Acquired: Drafted by Penguins in 7th round (209th overall) of 2013 NHL Draft.

## CAREER STATISTICS

YEAR	TEAM	LEAGUE	REGULAR SEASON										PLAYOFFS				
			GP	G	A	PTS	PIM	+/-	PP	SH	GW	S	GP	G	A	PTS	PIM
2009-10	Whitby	ETAMMHL	70	27	25	52	52	--	--	--	--	--	4	0	0	0	6
2010-11	PEAC	HS	52	29	38	67	38	--	--	--	--	--	--	--	--	--	--
	Pickering	OJHL	7	4	1	5	4	--	1	0	0	--	--	--	--	--	--
2011-12	St. Michael's	OJHL	41	11	13	24	10	--	2	0	2	--	5	0	0	0	2
2012-13	St. Michael's	OJHL	42	17	20	37	64	--	1	2	3	--	24	7	13	20	38
	Canada East	WJAC-19	5	1	1	2	8	--	--	--	--	--	--	--	--	--	--
2013-14	Clarkson	ECAC	33	2	3	5	60	-6	0	0	1	--	--	--	--	--	--
2014-15	Clarkson	ECAC	36	3	14	17	14	7	0	0	0	79	--	--	--	--	--
2015-16	Clarkson	ECAC	28	5	7	12	35	-7	0	1	0	--	--	--	--	--	--








# JEFF TAYLOR

Pos: D Ht: 5-11 Wt: 181 DOB: 4/13/94 POB: Albany, NY

Acquired: Drafted by Penguins in 7th round (203rd overall) of 2014 NHL Draft.

## CAREER STATISTICS

YEAR	TEAM	LEAGUE	REGULAR SEASON										PLAYOFFS					
			GP	G	A	PTS	PIM	+/-	PP	SH	GW	S	GP	G	A	PTS	PIM	
2010-11	Albany Acad.	USHS	36	7	28	35	--	--	--	--	--	--	--	--	--	--	--	--
2011-12	Albany Acad.	USHS	26	10	28	38	--	--	--	--	--	--	--	--	--	--	--	--
2012-13	Dubuque	USHL	57	5	22	27	16	41	3	0	0	92	11	0	5	5	4	
2013-14	Union	ECAC	41	3	13	16	18	21	0	0	0	39	--	--	--	--	--	
2014-15	Union	ECAC	34	4	27	31	28	5	3	0	2	66	--	--	--	--	--	
2015-16	Union	ECAC	36	2	10	12	37	-8	1	0	1	--	--	--	--	--	--	



# FREDERIK TIFFELS

Pos: LW Ht: 6-0 Wt: 192 DOB: 5/20/95 POB: Cologne, Germany

Acquired: Drafted by Penguins in 6th round (167th overall) of 2015 NHL Draft.

## CAREER STATISTICS

YEAR	TEAM	LEAGUE	REGULAR SEASON										PLAYOFFS				
			GP	G	A	PTS	PIM	+/-	PP	SH	GW	S	GP	G	A	PTS	PIM
2010-11	Jungadler Mannheim	DNL U-18	36	9	23	32	12	27	--	--	--	--	4	0	0	0	2
	Germany	WHC-17	5	2	2	4	0	--	--	--	--	--	--	--	--	--	--
	Germany	WJC-18	6	0	0	0	2	-2	--	--	--	--	--	--	--	--	--
2011-12	Jungadler Mannheim	J18 Elit	36	6	22	28	6	24	--	--	--	--	8	3	5	8	0
	Germany	WHC-17	5	2	0	2	6	--	--	--	--	--	--	--	--	--	--
	Germany	WJC-18	6	2	0	2	25	-2	--	--	--	--	--	--	--	--	--
2012-13	Muskegon	USHL	50	3	22	25	10	13	1	0	0	78	3	1	0	1	0
	Germany	WJC	6	0	0	0	2	-8	--	--	--	--	--	--	--	--	--
2013-14	Muskegon	USHL	13	3	2	5	4	2	1	0	1	39	--	--	--	--	--
	Fargo	USHL	12	1	4	5	2	-7	0	0	0	31	--	--	--	--	--
	Cedar Rapids	USHL	31	9	18	27	4	14	4	0	2	66	4	1	0	1	2
	Germany	WJC	7	3	2	5	12	-2	--	--	--	--	--	--	--	--	--
2014-15	Western Michigan	NCAC	32	11	10	21	14	6	2	1	1	87	--	--	--	--	--
	Germany	WJC	6	2	2	4	2	-6	--	--	--	--	--	--	--	--	--
2015-16	Western Michigan	NCHC	36	7	10	17	25	-16	3	0	0	102	--	--	--	--	--



**THE BEST PLAYERS ON SKATES WERE BUILT  
TRAINING IN THE BEST FOOTWEAR.**

**SHOP OUR NEWLY EXPANDED FOOTWEAR DECK**

**CRANBERRY • McCANDLESS • SOUTH HILLS • ROBINSON**

**12,000+ FOOTWEAR STYLES AT [DICKS.COM](https://www.dicks.com)**



EVERY SEASON STARTS AT



OFFICIAL SPORTING GOODS RETAILER OF THE PITTSBURGH PENGUINS®

AND FOUNDING PARTNER OF THE CONSOL Energy Center®

[DICKS.COM](https://www.dicks.com)



# OPPONENTS





# ANAHEIM DUCKS

WEBSITE: [anaheimducks.com](http://anaheimducks.com)

## Ducks vs. Penguins

**All-time scorer vs. Pittsburgh:**  
Teemu Selanne (16gp, 7-17-24)

**All-time Pittsburgh scorer vs. Anaheim:** Jaromir Jagr (13gp, 11-11-22)

**Longest Anaheim win streak vs. Pittsburgh:** 3, Oct. 6, 2001-Dec. 15, 2002; Jan. 18, 1999-Jan. 29, 2000

**Longest Pittsburgh win streak vs. Anaheim:** 4, Nov. 18, 2013-Mar. 6, 2015; Oct. 6, 2007-Nov. 16, 2009; Dec. 7, 1996-Dec. 10, 1997

**Longest Anaheim undefeated streak vs. Pittsburgh:** 4, Dec. 1, 1998-Jan. 29, 2000 (3-0-1)

**Longest Pittsburgh undefeated streak vs. Anaheim:** 6, Mar. 6, 2004-Nov. 16, 2009 (5-0-1)

**Last Anaheim win at home:**  
Dec. 6, 2015 (2-1) (0-0-0 since last win)

**Last Pittsburgh win at home:**  
Feb. 8, 2016 (6-2) (0-0-0 since last win)

**Last Anaheim win at Pittsburgh:**  
Feb. 15, 2012 (2-1) (0-3-0 since last win)

**Last Pittsburgh win at Anaheim:**  
Mar. 6, 2015 (5-2) (0-1-0 since last win)

**Most goals by Anaheim vs. Pittsburgh:** 7, Jan. 29, 2000 (A, 7-1)

**Most goals by Pittsburgh vs. Anaheim:** 7, Dec. 11, 1996 (P, 7-3)

**Most goals by both teams:**  
10, Oct. 9, 2014 (P, 6-4); Dec. 11, 1996 (P, 7-3)

**Last Anaheim shutout vs. Pittsburgh:**  
Dec. 15, 2002 (5-0) – Jean-Sebastien Giguere

**Last Pittsburgh shutout vs. Anaheim:**  
Dec. 10, 1997 (3-0) – Tom Barrasso

**Last Anaheim hat trick vs. Pittsburgh:**  
Oct. 9, 2014 – Corey Perry

**Last Pittsburgh hat trick vs. Anaheim:** None

**Last Pittsburgh trade with Anaheim:**  
Jan. 16, 2016 – Carl Hagelin to Pittsburgh in exchange for David Perron and Adam Clendening

**Pittsburgh's Overtime/Shootout Record vs. Anaheim:** 1-2-2

## Year By Year

YEAR	PIT	ROAD	TOTAL	GF/GA
1993-94	0-0-1	1-0-0	1-0-1	7-6
1994-95	Did Not Play			
1995-96	1-0-0	0-1-0	1-1-0	8-8
1996-97	1-0-0	1-0-0	2-0-0	12-6
1997-98	1-0-0	1-0-0	2-0-0	8-2
1998-99	0-0-1	0-1-0	0-1-1	7-9
1999-00	0-1-0	0-0-1	0-1-1	2-9
2000-01	1-0-0	0-0-0	1-0-0	3-2
2001-02	0-1-0	0-1-0	0-2-0	4-8
2002-03	0-0-0	0-1-0	0-1-0	0-5
2003-04	1-0-0	0-0-0	1-0-0	2-1
2004-05	No Season			
2005-06	Did Not Play			
2006-07	0-0-0	0-0-1	0-0-1	2-3
2007-08	1-0-0	0-0-0	1-0-0	5-4
2008-09	1-0-0	0-0-0	1-0-0	3-1
2009-10	1-0-0	1-0-0	2-0-0	9-5
2010-11	0-0-0	0-1-0	0-1-0	2-3
2011-12	0-1-0	0-0-0	0-1-0	1-2
2012-13	Did Not Play			
2013-14	1-0-0	1-0-0	2-0-0	5-3
2014-15	1-0-0	1-0-0	2-0-0	11-6
2015-16	1-0-0	0-1-0	1-1-0	7-4
<b>TOTALS</b>	<b>11-3-2</b>	<b>6-6-2</b>	<b>17-9-4</b>	<b>98-87</b>



# ARIZONA COYOTES

WEBSITE: [arizonacoyotes.com](http://arizonacoyotes.com) | Franchise played as Winnipeg Jets from 1979-80 to 1995-96

## Coyotes vs. Penguins

**All-time scorer vs. Pittsburgh:** Dale Hawerchuk (27gp, 18-31-49)

**All-time Pittsburgh scorer vs. Arizona:** Mario Lemieux (26gp, 19-34-53)

**Longest Arizona win streak vs. Pittsburgh:** 6, Jan. 12, 2000-Mar. 4, 2003

**Longest Pittsburgh win streak vs. Arizona:** 9, Oct. 10, 1979-Dec. 2, 1981

**Longest Arizona undefeated streak vs. Pittsburgh:** 6, Jan. 12, 2000-Mar. 4, 2003 (6-0-0)

**Longest Pittsburgh undefeated streak vs. Arizona:** 9, Oct. 10, 1979-Dec. 2, 1981 (9-0-0)

**Last Arizona win at home:** Oct. 10, 2015 (2-1) (0-0-0 since last win)

**Last Pittsburgh win at home:** Feb. 29, 2016 (6-0) (0-0-0 since last win)

**Last Arizona win at Pittsburgh:** Mar. 25, 2014 (3-2) (0-2-0 since last win)

**Last Pittsburgh win at Arizona:** Mar. 21, 2015 (3-1) (0-1-0 since last win)

**Most goals by Arizona vs. Pittsburgh:** 7, Jan. 20, 1989 (W, 7-3); Jan. 21, 1985 (W, 7-6)

**Most goals by Pittsburgh vs. Arizona:** 9, Mar. 5, 1996 (Pgh, 9-4); Dec. 18, 1990 (Pgh, 9-2)

**Most goals by both teams:** 13, Mar. 5, 1996 (Pgh, 9-4); Jan. 21, 1985 (Pgh, 7-6)

**Last Arizona shutout vs. Pittsburgh:** Oct. 7, 2009 (3-0) – Ilya Bryzgalov

**Last Pittsburgh shutout vs. Arizona:** Feb. 29, 2016 (6-0) – Marc-Andre Fleury

**Last Arizona hat trick vs. Pittsburgh:** Jan. 21, 1985 – Dale Hawerchuk

**Last Pittsburgh hat trick vs. Arizona:** Feb. 29, 2016 – Patric Hornqvist

**Last Pittsburgh trade with Arizona:** Feb. 29, 2016 – Dustin Jeffrey, Dan O'Donoghue and James Melindy to Pittsburgh in exchange for Matia Marcantuoni

**Pittsburgh's Overtime/Shootout Record vs. Arizona:** 3-3-2

## Year By Year

YEAR	PIT	ROAD	TOTAL	GF/GA	YEAR	PIT	ROAD	TOTAL	GF/GA
1979-80	2-0-0	2-0-0	4-0-0	14-8	2009-10	0-1-0	0-0-0	0-1-0	0-3
1980-81	2-0-0	2-0-0	4-0-0	18-14	2010-11	1-0-0	1-0-0	2-0-0	9-4
1981-82	2-0-0	0-1-0	2-1-0	7-9	2011-12	1-0-0	0-0-0	1-0-0	2-1
1982-83	1-0-0	0-2-0	1-2-0	13-14	2012-13	Did Not Play			
1983-84	0-2-0	1-0-0	1-2-0	13-12	2013-14	0-1-0	0-1-0	0-2-0	3-6
1984-85	0-1-0	1-1-0	1-2-0	14-16	2014-15	1-0-0	1-0-0	2-0-0	6-3
1985-86	2-0-0	0-1-0	2-1-0	16-8	2015-16	1-0-0	0-1-0	1-1-0	7-2
1986-87	0-1-0	1-1-0	1-2-0	9-10	<b>TOTALS</b>	<b>25-12-0</b>	<b>17-17-3</b>	<b>42-29-3</b>	<b>265-228</b>
1987-88	0-2-0	1-0-0	1-2-0	9-12					
1988-89	1-0-0	1-1-0	2-1-0	13-12					
1989-90	2-0-0	0-0-1	2-0-1	13-7					
1990-91	1-0-0	1-1-0	2-1-0	17-12					
1991-92	1-1-0	1-0-0	2-1-0	6-7					
1992-93	1-0-0	0-1-0	1-1-0	7-5					
1993-94	1-0-0	1-0-0	2-0-0	10-6					
1994-95	Did Not Play								
1995-96	1-0-0	1-0-0	2-0-0	10-4					
1996-97	1-0-0	0-0-1	1-0-1	9-6					
1997-98	0-1-0	0-0-1	0-1-1	3-4					
1998-99	1-0-0	0-1-0	1-1-0	7-6					
1999-00	1-0-0	0-1-0	1-1-0	5-5					
2000-01	0-0-0	0-1-0	0-1-0	4-5					
2001-02	0-1-0	0-1-0	0-2-0	3-8					
2002-03	0-1-0	0-1-0	0-2-0	3-9					
2003-04	0-0-0	1-0-0	1-0-0	4-3					
2004-05	No Season								
2005-06	Did Not Play								
2006-07	0-0-0	1-0-0	1-0-0	7-2					
2007-08	1-0-0	0-0-0	1-0-0	3-1					
2008-09	0-0-0	0-1-0	0-1-0	1-4					



# BOSTON BRUINS

WEBSITE: [bostonbruins.com](http://bostonbruins.com)

## Bruins vs. Penguins

### All-time scorer vs. Pittsburgh:

Ray Bourque (72gp, 25-63-88)

### All-time Pittsburgh scorer vs. Boston:

Mario Lemieux (43gp, 31-42-73)

### Longest Boston win streak vs.

**Pittsburgh:** 9, Jan. 8, 2004-Jan. 18, 2007

### Longest Pittsburgh win streak vs.

**Boston:** 12, Feb. 8, 1993-Apr. 28, 1995

### Longest Boston undefeated streak

**vs. Pittsburgh:** 11, Mar. 2, 1969-Dec. 6, 1970 (9-0-2)

### Longest Pittsburgh undefeated streak vs. Boston:

12, Feb. 8, 1993-Apr. 28, 1995 (12-0-0)

### Last Boston win at home:

Feb. 24, 2016 (5-1) [0-0-0 since last win]

### Last Pittsburgh win at home:

Oct. 30, 2013 (3-2) [0-2-1 since last win]

### Last Boston win at Pittsburgh:

Dec. 18, 2015 (6-2) [0-0-0 since last win]

### Last Pittsburgh win at Boston:

Nov. 24, 2014 (3-2 OT) [0-2-0 since

last win]

### Most goals by Boston vs. Pittsburgh:

8, Mar. 14, 1989 (B, 8-2)

### Most goals by Pittsburgh vs. Boston:

9, Nov. 30, 1995 (P, 9-6)

### Most goals by both teams:

15, Nov. 30, 1995 (P, 9-6)

### Last Boston shutout vs. Pittsburgh:

Dec. 16, 2015 (3-0) – Tuukka Rask

### Last Pittsburgh shutout vs. Boston:

Mar. 18, 2010 (3-0) – Marc-Andre Fleury

### Last Boston hat trick vs. Pittsburgh:

Dec. 18, 2015 – Frank Vatrano

### Last Pittsburgh hat trick vs. Boston:

Apr. 18, 1998 – Martin Straka

### Last Pittsburgh trade with Boston:

Dec. 19, 2006 – Future considerations to Pittsburgh in exchange for Wade Brookbank

### Pittsburgh's Overtime/Shootout

**Record vs. Boston:** 10-4-10

## Year By Year

YEAR	PIT	ROAD	TOTAL	GF/GA	YEAR	PIT	ROAD	TOTAL	GF/GA
1967-68	1-1-0	1-1-0	2-2-0	10-10	1997-98	2-0-1	1-2-0	3-2-1	20-20
1968-69	1-2-0	0-3-0	1-5-0	13-25	1998-99	1-0-1	0-2-0	1-2-1	8-8
1969-70	0-2-1	0-3-0	0-5-1	9-21	1999-00	1-0-1	0-2-0	1-2-1	9-10
1970-71	1-1-1	0-3-0	1-4-1	18-28	2000-01	0-1-1	0-2-0	0-3-1	7-13
1971-72	1-1-1	0-1-2	1-2-3	20-21	2001-02	0-2-0	1-1-0	1-3-0	9-15
1972-73	1-2-0	0-2-0	1-4-0	14-21	2002-03	0-2-0	2-0-0	2-2-0	10-10
1973-74	0-2-0	0-3-0	0-5-0	16-30	2003-04	1-1-0	0-2-0	1-3-0	8-15
1974-75	1-0-2	0-2-0	1-2-2	20-21	2004-05	No Season			
1975-76	0-0-2	0-3-0	0-3-2	14-24	2005-06	0-1-1	0-2-0	0-3-1	13-22
1976-77	1-1-1	0-2-0	1-3-1	10-17	2006-07	1-0-1	1-0-1	2-0-2	16-9
1977-78	0-2-0	0-3-0	0-5-0	11-33	2007-08	1-1-0	1-1-0	2-2-0	10-13
1978-79	1-0-1	1-1-0	2-1-1	14-16	2008-09	1-1-0	1-1-0	2-2-0	11-14
1979-80	0-2-0	2-0-0	2-2-0	14-16	2009-10	2-0-0	1-1-0	3-1-0	11-9
1980-81	0-2-0	0-1-1	0-3-1	13-22	2010-11	0-2-0	2-0-0	2-2-0	12-15
1981-82	1-1-0	0-0-1	1-1-1	10-10	2011-12	1-1-0	2-0-0	3-1-0	13-9
1982-83	1-0-0	0-2-0	1-2-0	10-14	2012-13	2-0-0	1-0-0	3-0-0	8-5
1983-84	0-2-0	0-1-0	0-3-0	7-18	2013-14	1-0-0	0-1-1	1-1-1	8-9
1984-85	0-1-0	1-1-0	1-2-0	12-16	2014-15	0-1-1	1-0-0	1-1-1	5-7
1985-86	1-1-0	0-1-0	1-2-0	8-11	2015-16	0-1-0	0-2-0	0-3-0	3-14
1986-87	1-0-0	0-2-0	1-2-0	9-11	<b>TOTALS</b>	<b>39-41-18</b>	<b>28-64-8</b>	<b>67-105-26</b>	<b>601-755</b>
1987-88	0-1-1	0-1-0	0-2-1	7-11					
1988-89	0-1-0	1-0-1	1-1-1	10-13					
1989-90	1-1-0	0-1-0	1-2-0	13-15					
1990-91	1-0-0	0-1-1	1-1-1	12-11					
1991-92	0-0-1	1-1-0	1-1-1	14-15					
1992-93	2-0-0	*2-1-0	4-1-0	18-14					
1993-94	#3-0-0	3-0-0	6-0-0	33-17					
1994-95	2-0-0	1-1-0	3-1-0	15-12					
1995-96	2-0-0	1-2-0	3-2-0	29-27					
1996-97	2-1-0	0-2-0	2-3-0	17-18					

\* = one game played in Atlanta # = one game played in Cleveland



# BUFFALO SABRES

WEBSITE: [buffalosabres.com](http://buffalosabres.com)

## Sabres vs. Penguins

**All-time scorer vs. Pittsburgh:** Gilbert Perreault (69gp, 39-51-90)

**All-time Pittsburgh scorer vs. Buffalo:** Jaromir Jagr (47gp, 31-39-70)

**Longest Buffalo win streak vs. Pittsburgh:** 5, Oct. 10, 2005-Nov. 17, 2006; Oct. 24, 1979-Oct. 18, 1980

**Longest Pittsburgh win streak vs. Buffalo:** 9, Oct. 5, 2013-present

**Longest Buffalo undefeated streak vs. Pittsburgh:** 9, Oct. 10, 1970-Dec. 31, 1971 (3-0-6)

**Longest Pittsburgh undefeated streak vs. Buffalo:** 14, Oct. 27, 1976-Feb. 17, 1979 (6-0-8)

**Last Buffalo win at home:** Feb. 19, 2012 (6-2) (0-6-0 since last win)

**Last Pittsburgh win at home:** Mar. 29, 2016 (5-4 SOW) (0-0-0 since last win)

**Last Buffalo win at Pittsburgh:** Apr. 23, 2013 (4-2) (0-4-1 since last win)

**Last Pittsburgh win at Buffalo:** Feb. 21, 2016 (4-3) (0-0-0 since last win)

**Most goals by Buffalo vs. Pittsburgh:** 10, Mar. 4, 1983 (B, 10-2); Dec. 7, 1980 (B, 10-1)

**Most goals by Pittsburgh vs. Buffalo:** 8, Dec. 17, 2012 (P, 8-3); Oct. 13, 1987 (P, 8-3)

**Most goals by both teams:** 13, Oct. 12, 1988 (B, 8-5); Mar. 10, 1976 (B, 7-6)

**Last Buffalo shutout vs. Pittsburgh:** Jan. 21, 2003 (0-0) – Martin Biron

**Last Pittsburgh shutout vs. Buffalo:** Apr. 11, 2015 (2-0) – Marc-Andre Fleury

**Last Buffalo hat trick vs. Pittsburgh:** Oct. 12, 1988 – Dave Andreychuk

**Last Pittsburgh hat trick vs. Buffalo:** Dec. 17, 2011 – Evgeni Malkin

**Last Pittsburgh trade with Buffalo:** Mar. 11, 1999 – Matthew Barnaby to Pittsburgh in exchange for Stu Barnes

**Pittsburgh's Overtime/Shootout Record vs. Buffalo:** 9-6-14

## Year By Year

YEAR	PIT	ROAD	TOTAL	GF/GA	YEAR	PIT	ROAD	TOTAL	GF/GA
1970-71	0-2-1	0-0-3	0-2-4	19-22	2000-01	1-1-0	2-0-0	3-1-0	17-11
1971-72	0-1-2	1-1-1	1-2-3	14-14	2001-02	1-0-1	1-1-0	2-1-1	10-9
1972-73	0-0-2	0-3-0	0-3-2	9-14	2002-03	2-0-0	1-0-1	3-0-1	14-5
1973-74	3-0-0	0-2-0	3-2-0	17-15	2003-04	1-0-1	1-1-0	2-1-1	7-9
1974-75	0-0-2	0-3-0	0-3-2	18-30	2004-05	No Season			
1975-76	1-2-0	0-2-0	1-4-0	13-27	2005-06	0-1-1	0-1-1	0-2-2	10-14
1976-77	3-0-0	1-0-1	4-0-1	20-12	2006-07	1-1-0	1-1-0	2-2-0	11-14
1977-78	0-0-2	0-0-3	0-0-5	17-17	2007-08	2-0-0	2-0-0	4-0-0	14-5
1978-79	1-0-1	1-0-1	2-0-2	19-15	2008-09	1-1-0	1-1-0	2-2-0	15-13
1979-80	0-2-0	0-2-0	0-4-0	8-30	2009-10	2-0-0	1-1-0	3-1-0	12-11
1980-81	0-2-0	0-1-1	0-3-1	5-21	2010-11	2-0-0	2-0-0	4-0-0	12-5
1981-82	1-1-0	0-1-0	1-2-0	12-15	2011-12	1-1-0	1-1-0	2-2-0	17-15
1982-83	1-0-0	0-1-1	1-1-1	12-18	2012-13	0-2-0	1-0-0	1-2-0	7-11
1983-84	0-2-0	0-1-0	0-3-0	9-16	2013-14	2-0-0	1-0-0	3-0-0	12-2
1984-85	0-0-1	0-2-0	0-2-1	5-12	2014-15	1-0-0	2-0-0	3-0-0	13-1
1985-86	1-0-1	1-0-0	2-0-1	11-6	2015-16	2-0-0	1-0-0	3-0-0	12-10
1986-87	1-0-0	1-0-1	2-0-1	15-10	<b>TOTALS</b>	<b>51-23-19</b>	<b>32-39-18</b>	<b>83-62-37</b>	<b>591-592</b>
1987-88	2-0-0	0-0-1	2-0-1	16-9					
1988-89	1-0-0	0-2-0	1-2-0	13-16					
1989-90	0-2-0	0-1-0	0-3-0	6-14					
1990-91	1-0-0	1-0-1	2-0-1	14-10					
1991-92	1-1-0	1-0-0	2-1-0	14-11					
1992-93	2-0-0	1-1-0	3-1-0	18-16					
1993-94	*3-0-0	2-1-0	5-1-0	21-13					
1994-95	1-0-1	1-1-0	2-1-1	15-13					
1995-96	2-1-0	1-1-1	3-2-1	23-22					
1996-97	3-0-0	0-3-0	3-3-0	14-14					
1997-98	2-0-1	0-1-1	2-1-2	11-9					
1998-99	1-0-1	0-2-0	1-2-1	10-11					
1999-00	1-0-1	2-0-0	3-0-1	10-5					

\*Includes one game played in Sacramento



# CALGARY FLAMES

WEBSITE: calgaryflames.com | Franchise played as Atlanta Flames from 1972-73 to 1979-80

## Flames vs. Penguins

**All-time scorer vs. Pittsburgh:** Al MacInnis (27gp, 6-23-29)

**All-time Pittsburgh scorer vs.**

**Calgary:** Mario Lemieux (25gp, 20-42-62)

**Longest Calgary win streak vs.**

**Pittsburgh:** 5, Nov. 4, 1977-Nov. 3, 1978

**Longest Pittsburgh win streak vs.**

**Calgary:** 9, Dec. 6, 2007-Feb. 6, 2015

**Longest Calgary undefeated streak vs. Pittsburgh:**

10, Feb. 7, 1981-Feb. 16, 1984 (6-0-4)

**Longest Pittsburgh undefeated streak vs. Calgary:**

9, Dec. 6, 2007-Feb. 6, 2015 (9-0-0)

**Last Calgary win at home:**

Nov. 7, 2015 [5-2] [0-0-0 since last win]

**Last Pittsburgh win at home:**

Dec. 12, 2014 [3-1] [0-1-0 since last win]

**Last Calgary win at Pittsburgh:**

Mar. 5, 2016 [4-2] [0-0-0 since last win]

**Last Pittsburgh win at Calgary:**

Feb. 6, 2015 [4-0] [0-1-0 since last win]

**Most goals by Calgary vs. Pittsburgh:**

10, Mar. 9, 1989 [C, 10-3]; Feb. 16, 1984 [C, 10-3]

**Most goals by Pittsburgh vs. Calgary:**

7, Dec. 19, 1989 [P, 7-1]

**Most goals by both teams:**

13, Mar. 9, 1989 [C, 10-3]; Feb. 16, 1984 [C, 10-3]

**Last Calgary shutout vs. Pittsburgh:**

Jan. 16, 1982 [4-0] – Pat Riggan

**Last Pittsburgh shutout vs. Calgary:**

Feb. 6, 2015 [4-0] – Marc-Andre Fleury

**Last Calgary hat trick vs. Pittsburgh:**

Dec. 7, 2003 – Shean Donovan

**Last Pittsburgh hat trick vs. Calgary:**

Nov. 27, 2010 – Sidney Crosby

**Last Pittsburgh trade with Calgary:**

Mar. 5, 2014 – Lee Stempniak to Pittsburgh in exchange for a 2014 third-round draft pick

**Pittsburgh's Overtime/Shootout Record vs. Calgary:** 1-0-7

## Year By Year

YEAR	PIT	ROAD	TOTAL	GF/GA	YEAR	PIT	ROAD	TOTAL	GF/GA
1972-73	3-0-0	1-1-0	4-1-0	23-15	1999-00	0-0-0	0-1-0	0-1-0	2-8
1973-74	1-0-2	2-1-0	3-1-2	19-18	2000-01	1-0-0	0-0-1	1-0-1	7-4
1974-75	1-0-1	0-1-1	1-1-2	12-14	2001-02	0-0-0	1-0-0	1-0-0	6-4
1975-76	1-0-1	1-1-0	2-1-1	13-10	2002-03	1-0-0	0-0-0	1-0-0	2-0
1976-77	0-1-1	0-2-0	0-3-1	12-18	2003-04	0-0-0	0-1-0	0-1-0	1-6
1977-78	1-1-0	0-2-0	1-3-0	8-13	2004-05	No Season			
1978-79	0-2-0	0-1-1	0-3-1	7-16	2005-06	0-1-0	0-0-0	0-1-0	2-3
1979-80	1-0-1	1-1-0	2-1-1	11-11	2006-07	Did Not Play			
1980-81	1-1-0	0-1-1	1-2-1	13-19	2007-08	0-0-0	1-0-0	1-0-0	2-2
1981-82	0-0-1	0-1-1	0-1-2	7-11	2008-09	1-0-0	0-0-0	1-0-0	2-0
1982-83	0-2-0	0-1-0	0-3-0	6-14	2009-10	0-0-0	1-0-0	1-0-0	3-1
1983-84	0-0-1	0-1-1	0-1-2	10-17	2010-11	1-0-0	0-0-0	1-0-0	4-1
1984-85	2-0-0	0-0-1	2-0-1	18-13	2011-12	0-0-0	1-0-0	1-0-0	5-3
1985-86	1-0-0	0-2-0	1-2-0	9-14	2012-13	Did Not Play			
1986-87	0-2-0	1-0-0	1-2-0	10-11	2013-14	1-0-0	1-0-0	2-0-0	6-4
1987-88	1-0-0	1-0-1	2-0-1	14-10	2014-15	1-0-0	1-0-0	2-0-0	7-1
1988-89	1-1-0	0-1-0	1-2-0	11-15	2015-16	0-1-0	0-1-0	0-2-0	4-9
1989-90	0-0-1	0-2-0	0-2-1	9-13	<b>TOTALS</b>	<b>28-12-10</b>	<b>16-28-8</b>	<b>44-40-18</b>	<b>342-361</b>
1990-91	2-0-0	0-1-0	2-1-0	13-12					
1991-92	1-0-0	1-1-0	2-1-0	16-12					
1992-93	1-0-0	1-0-0	2-0-0	7-5					
1993-94	0-0-1	0-1-0	0-1-1	5-7					
1994-95	Did Not Play								
1995-96	1-0-0	0-1-0	1-1-0	10-8					
1996-97	1-0-0	0-1-0	1-1-0	9-9					
1997-98	1-0-0	0-1-0	1-1-0	7-7					
1998-99	1-0-0	1-0-0	2-0-0	10-3					





# CAROLINA HURRICANES

WEBSITE: [carolinahurricanes.com](http://carolinahurricanes.com) | Franchise played as Hartford Whalers from 1979-80 to 1996-97

## Hurricanes vs. Penguins

**All-time scorer vs. Pittsburgh:** Ron Francis (50gp, 21-41-62)

**All-time Pittsburgh scorer vs. Carolina:** Mario Lemieux (40gp, 30-44-74)

**Longest Carolina win streak vs. Pittsburgh:** 4, Feb. 26, 1989-Mar. 25, 1990; Oct. 28, 1986-Jan. 9, 1988

**Longest Pittsburgh win streak vs. Carolina:** 6, Oct. 3, 1997-Apr. 16, 1998

**Longest Carolina undefeated streak vs. Pittsburgh:** 7, Feb. 26, 1989-Dec. 8, 1990 [6-0-1]

**Longest Pittsburgh undefeated streak vs. Carolina:** 12, Nov. 22, 1996-Jan. 7, 1999 [9-0-3]

**Last Carolina win at home:** Jan. 12, 2016 [3-2 OT] [0-0-1 since last win]

**Last Pittsburgh win at home:** Mar. 17, 2016 [4-2] [0-0-0 since last win]

**Last Carolina win at Pittsburgh:** Dec. 19, 2015 [2-1] [0-2-0 since last win]

**Last Pittsburgh win at Carolina:** Feb. 12, 2016 [2-1 SO] [0-0-0 since last win]

**Most goals by Carolina vs. Pittsburgh:** 9, Mar. 30, 1989 [H, 9-5]; Nov. 22, 1984 [H, 9-3]; Dec. 26, 1980 [H, 9-7]

**Most goals by Pittsburgh vs. Carolina:** 10, Apr. 3, 1993 [P, 10-2]

**Most goals by both teams:** 16, Dec. 26, 1980 [H, 9-7]

**Last Carolina shutout vs. Pittsburgh:** Mar. 6, 2003 [4-0] – Kevin Weekes

**Last Pittsburgh shutout vs. Carolina:** Jan. 17, 2016 [5-0] – Marc-Andre Fleury

**Last Carolina hat trick vs. Pittsburgh:** Nov. 29, 2003 – Radim Vrbata

**Last Pittsburgh hat trick vs. Carolina:** Oct. 8, 2013 – Jussi Jokinen

**Last Pittsburgh trade with Carolina:** Apr. 3, 2013 – Jussi Jokinen to Pittsburgh in exchange for a conditional 2013 draft pick

**Pittsburgh's Overtime/Shootout Record vs. Carolina:** 10-6-10

## Year By Year

YEAR	PIT	ROAD	TOTAL	GF/GA	YEAR	PIT	ROAD	TOTAL	GF/GA
1979-80	1-0-1	0-2-0	1-2-1	15-21	2006-07	1-1-0	0-2-0	1-3-0	8-14
1980-81	1-1-0	1-1-0	2-2-0	20-20	2007-08	2-0-0	0-2-0	2-2-0	10-12
1981-82	1-0-1	1-0-0	2-0-1	18-11	2008-09	1-1-0	1-0-1	2-1-1	12-8
1982-83	1-0-0	2-0-0	3-0-0	14-7	2009-10	0-1-1	1-0-1	1-1-2	9-12
1983-84	1-1-0	1-0-0	2-1-0	11-10	2010-11	2-0-0	1-1-0	3-1-0	11-10
1984-85	1-0-0	0-2-0	1-2-0	10-13	2011-12	2-0-0	1-1-0	3-1-0	11-10
1985-86	1-1-0	0-1-0	1-2-0	12-10	2012-13	1-0-0	1-1-0	2-1-0	14-10
1986-87	0-1-0	0-2-0	0-3-0	12-18	2013-14	1-1-0	2-0-0	3-1-0	13-10
1987-88	2-0-0	0-1-0	2-1-0	13-11	2014-15	1-1-0	1-1-0	2-2-0	9-12
1988-89	0-1-0	1-1-0	1-2-0	15-20	2015-16	2-1-0	1-0-1	3-1-1	13-8
1989-90	0-1-1	0-1-0	0-2-1	9-15	<b>TOTALS</b>	<b>36-25-7</b>	<b>31-29-10</b>	<b>67-54-17</b>	<b>486-471</b>
1990-91	0-1-0	1-1-0	1-2-0	10-11					
1991-92	0-2-0	0-0-1	0-2-1	11-16					
1992-93	1-0-0	2-0-0	3-0-0	21-8					
1993-94	2-0-0	2-1-0	4-1-0	23-22					
1994-95	1-1-0	1-1-0	2-2-0	15-16					
1995-96	3-0-0	0-2-1	3-2-1	28-18					
1996-97	0-0-2	2-1-0	2-1-2	22-17					
1997-98	3-0-0	3-0-0	6-0-0	22-10					
1998-99	1-1-0	1-0-1	2-1-1	13-12					
1999-00	1-1-0	1-1-0	2-2-0	14-13					
2000-01	0-2-0	1-1-0	1-3-0	12-15					
2001-02	0-2-0	0-0-2	0-2-2	6-15					
2002-03	1-1-0	1-1-0	2-2-0	7-9					
2003-04	1-0-1	0-1-1	1-1-2	9-10					
2004-05	No Season								
2005-06	0-2-0	1-0-1	1-2-1	14-17					



# CHICAGO BLACKHAWKS

WEBSITE: [chicagoblackhawks.com](http://chicagoblackhawks.com)

## Blackhawks vs. Penguins

**All-time scorer vs. Pittsburgh:**

Stan Mikita (52gp, 32-39-71)

**All-time Pittsburgh scorer vs. Chicago:**

Mario Lemieux (27gp, 25-37-62)

**Longest Chicago win streak vs. Pittsburgh:**

9, Dec. 18, 1968-Dec. 20, 1970

**Longest Pittsburgh win streak vs. Chicago:**

3, Dec. 26, 1999-Mar. 29, 2001

**Longest Chicago undefeated streak vs. Pittsburgh:**

9, Jan. 4, 1981-Mar. 14, 1983 (7-0-2); Dec. 18, 1968-Dec. 20, 1970 (9-0-0)

**Longest Pittsburgh undefeated streak vs. Chicago:**

6, Mar. 5, 1998-Mar. 29, 2001 (4-0-2); Dec. 2, 1978-Dec. 19, 1979 (2-0-4)

**Last Chicago win at home:** Jan. 6, 2016 (3-1 SO) [0-0-0 since last win]

**Last Pittsburgh win at home:** Mar. 30, 2014 (4-1) [0-0-2 since last win]

**Last Chicago win at Pittsburgh:**

Jan. 5, 2016 (3-2 OT) [0-0-0 since last win]

**Last Pittsburgh win at Chicago:**

Feb. 27, 2009 (5-4 OT) [0-2-2 since last win]

**Most goals by Chicago vs. Pittsburgh:**

9, Mar. 19, 1978 (C, 9-1); Jan. 21, 1973 (C, 9-3)

**Most goals by Pittsburgh vs. Chicago:**

10, Feb. 21, 1976 (P, 10-1)

**Most goals by both teams:** 13, Dec. 6, 1988 (P, 7-6); Oct. 23, 1968 (C, 8-5)

**Last Chicago shutout vs. Pittsburgh:**

Jan. 6, 2002 (2-0) - Jocelyn Thibault

**Last Pittsburgh shutout vs. Chicago:**

Dec. 29, 2003 (1-0) - Sebastien Caron

**Last Chicago hat trick vs. Pittsburgh:**

Feb. 27, 2009 - Jonathan Toews

**Last Pittsburgh hat trick vs. Chicago:**

Jan. 25, 2003 - Alexei Kovalev

**Last Pittsburgh trade with Chicago:**

Dec. 14, 2015 - Trevor Daley to Pittsburgh in exchange for Rob Scuderi

**Pittsburgh's Overtime/Shootout Record vs. Chicago:** 2-2-9

## Year By Year

YEAR	PIT	ROAD	TOTAL	GF/GA	YEAR	PIT	ROAD	TOTAL	GF/GA
<b>1967-68</b>	1-0-1	0-2-0	1-2-1	10-14	<b>1994-95</b>	Did Not Play			
<b>1968-69</b>	1-2-0	1-2-0	2-4-0	22-28	<b>1995-96</b>	1-0-0	0-1-0	1-1-0	7-8
<b>1969-70</b>	0-3-0	0-3-0	0-6-0	7-27	<b>1996-97</b>	0-1-0	0-1-0	0-2-0	3-7
<b>1970-71</b>	2-1-0	0-3-0	2-4-0	12-17	<b>1997-98</b>	0-0-1	0-1-0	0-1-1	3-5
<b>1971-72</b>	0-3-0	0-2-1	0-5-1	11-27	<b>1998-99</b>	1-0-0	0-0-0	1-0-0	5-2
<b>1972-73</b>	2-0-0	1-2-0	3-2-0	15-18	<b>1999-00</b>	0-0-1	1-0-0	1-0-1	7-5
<b>1973-74</b>	0-3-0	1-2-0	1-5-0	12-20	<b>2000-01</b>	1-0-0	1-0-0	2-0-0	9-2
<b>1974-75</b>	2-0-0	0-1-1	2-1-1	20-14	<b>2001-02</b>	0-0-0	0-1-0	0-1-0	0-2
<b>1975-76</b>	1-1-0	0-1-1	1-2-1	21-16	<b>2002-03</b>	1-0-0	0-0-1	1-0-1	6-4
<b>1976-77</b>	2-0-0	0-2-0	2-2-0	12-9	<b>2003-04</b>	1-0-0	1-0-0	2-0-0	2-0
<b>1977-78</b>	2-0-0	0-1-1	2-1-1	12-16	<b>2004-05</b>	No Season			
<b>1978-79</b>	2-0-0	0-0-2	2-0-2	15-8	<b>2005-06</b>	0-0-0	0-1-0	0-1-0	1-4
<b>1979-80</b>	0-1-1	0-1-1	0-2-2	7-9	<b>2006-07</b>	1-0-0	0-0-0	1-0-0	4-4
<b>1980-81</b>	1-1-0	0-2-0	1-3-0	15-20	<b>2007-08</b>	Did Not Play			
<b>1981-82</b>	0-0-1	0-1-1	0-1-2	11-14	<b>2008-09</b>	0-0-0	1-0-0	1-0-0	5-4
<b>1982-83</b>	0-2-0	0-1-0	0-3-0	9-15	<b>2009-10</b>	0-0-1	0-0-0	0-0-1	1-2
<b>1983-84</b>	0-0-1	1-1-0	1-1-1	7-7	<b>2010-11</b>	0-0-0	0-0-1	0-0-1	2-2
<b>1984-85</b>	1-1-0	0-1-0	1-2-0	12-15	<b>2011-12</b>	1-0-0	0-0-0	1-0-0	3-2
<b>1985-86</b>	1-0-0	0-1-1	1-1-1	12-13	<b>2012-13</b>	Did Not Play			
<b>1986-87</b>	1-1-0	1-0-0	2-1-0	9-4	<b>2013-14</b>	1-0-0	0-1-0	1-1-0	5-6
<b>1987-88</b>	1-0-0	1-1-0	2-1-0	17-12	<b>2014-15</b>	0-0-1	0-0-1	0-0-2	3-3
<b>1988-89</b>	2-0-0	1-0-0	3-0-0	20-15	<b>2015-16</b>	0-0-1	0-1-0	0-1-1	3-6
<b>1989-90</b>	0-1-0	0-2-0	0-3-0	11-16	<b>TOTALS</b>	<b>32-23-10</b>	<b>12-42-12</b>	<b>44-65-22</b>	<b>394-459</b>
<b>1990-91</b>	0-2-0	0-1-0	0-3-0	7-15					
<b>1991-92</b>	0-0-1	1-0-0	1-0-1	8-7					
<b>1992-93</b>	1-0-0	0-1-0	1-1-0	6-8					
<b>1993-94</b>	1-0-0	0-1-0	1-1-0	5-7					



# COLORADO AVALANCHE

WEBSITE: [coloradoavalanche.com](http://coloradoavalanche.com) | Franchise played as Quebec Nordiques from 1979-80 to 1994-95

## Avalanche vs. Penguins

**All-time scorer vs. Pittsburgh:** Joe Sakic (40gp, 27-36-63)

**All-time Pittsburgh scorer vs. Colorado:** Mario Lemieux (33gp, 30-36-66)

**Longest Colorado win streak vs. Pittsburgh:** 10, Oct. 21, 1982-Oct. 19, 1985

**Longest Pittsburgh win streak vs. Colorado:** 7, Mar. 22, 1986-Mar. 27, 1988

**Longest Colorado undefeated streak vs. Pittsburgh:** 11, Oct. 21, 1982-Oct. 26, 1985 [10-0-1]

**Longest Pittsburgh undefeated streak vs. Colorado:** 9, Oct. 25, 1990-Apr. 3, 1993 [7-0-2]

**Last Colorado win at home:** March 4, 2015 [3-1] [0-1-0 since last win]

**Last Pittsburgh win at home:** Nov. 19, 2015 [4-3] [0-0-0 since last win]

**Last Colorado win at Pittsburgh:** Oct. 21, 2013 [1-0] [0-1-1 since last win]

**Last Pittsburgh win at Colorado:** Dec. 9, 2015 [4-2] [0-0-0 since last win]

**Most goals by Colorado vs. Pittsburgh:** 10, Dec. 29, 1984 [Q, 10-2]

**Most goals by Pittsburgh vs. Colorado:** 8, Nov. 16, 1989 [P, 8-2]; Mar. 3, 1987 [P, 8-1]

**Most goals by both teams:** 14, Mar. 8, 1986 [Q, 8-6]

**Last Colorado shutout vs. Pittsburgh:** Oct. 21, 2013 [1-0] – Jean-Sebastien Giguere

**Last Pittsburgh shutout vs. Colorado:** Dec. 18, 2014 [1-0 OT] – Marc-Andre Fleury

**Last Colorado hat trick vs. Pittsburgh:** Jan. 3, 1998 – Valeri Kamensky

**Last Pittsburgh hat trick vs. Colorado:** Nov. 18, 1991 – Kevin Stevens and Mark Recchi

**Last Pittsburgh trade with Colorado:** Mar. 19, 2002 – Ville Nieminen and Rick Berry to Pittsburgh in exchange for Darius Kasparaitis

**Pittsburgh's Overtime/Shootout Record vs. Colorado:** 4-3-6

## Year By Year

YEAR	PIT	ROAD	TOTAL	GF/GA	YEAR	PIT	ROAD	TOTAL	GF/GA
1979-80	2-0-0	0-2-0	2-2-0	10-9	2006-07	Did Not Play			
1980-81	1-0-1	1-1-0	2-1-1	15-16	2007-08	0-0-0	0-1-0	0-1-0	2-3
1981-82	1-0-0	2-0-0	3-0-0	15-6	2008-09	0-0-0	0-1-0	0-1-0	3-5
1982-83	0-2-0	0-1-0	0-3-0	11-22	2009-10	1-0-0	0-0-0	1-0-0	4-1
1983-84	0-1-0	0-2-0	0-3-0	8-21	2010-11	0-0-0	1-0-0	1-0-0	3-2
1984-85	0-2-0	0-1-0	0-3-0	6-26	2011-12	1-0-0	1-0-0	2-0-0	11-4
1985-86	0-0-1	1-1-0	1-1-1	14-12	2012-13	Did Not Play			
1986-87	2-0-0	1-0-0	3-0-0	19-6	2013-14	0-1-0	1-0-0	1-1-0	2-3
1987-88	1-0-0	2-0-0	3-0-0	17-11	2014-15	1-0-0	0-1-0	1-1-0	2-3
1988-89	1-1-0	0-1-0	1-2-0	8-16	2015-16	1-0-0	1-0-0	2-0-0	8-5
1989-90	1-0-0	1-1-0	2-1-0	17-9	<b>TOTALS</b>	<b>20-18-5</b>	<b>17-19-3</b>	<b>37-37-8</b>	<b>306-323</b>
1990-91	2-0-0	1-0-0	3-0-0	18-11					
1991-92	1-0-1	1-0-0	2-0-1	17-10					
1992-93	1-0-1	1-0-0	2-0-1	16-11					
1993-94	1-2-0	0-2-0	1-4-0	17-25					
1994-95	1-1-0	1-1-0	2-2-0	18-17					
1995-96	0-1-0	0-0-1	0-1-1	8-11					
1996-97	0-1-0	0-1-0	0-2-0	6-10					
1997-98	0-1-0	0-0-1	0-1-1	7-8					
1998-99	0-1-0	1-0-0	1-1-0	4-5					
1999-00	0-0-1	0-1-0	0-1-1	6-7					
2000-01	0-1-0	0-0-1	0-1-1	3-8					
2001-02	0-1-0	0-0-0	0-1-0	1-3					
2002-03	0-1-0	0-1-0	0-2-0	3-9					
2003-04	0-1-0	0-0-0	0-1-0	3-5					
2004-05	No Season								
2005-06	1-0-0	0-0-0	1-0-0	4-3					



# COLUMBUS BLUE JACKETS

WEBSITE: columbusbluejackets.com

## Blue Jackets vs. Penguins

### All-time scorer vs. Pittsburgh:

Rick Nash (10gp, 5-5-10)

### All-time Pittsburgh scorer vs.

**Columbus:** Sidney Crosby (17gp, 6-16-22)

### Longest Columbus win streak vs.

**Pittsburgh:** 3, Apr. 4, 2015-Nov. 27, 2015

### Longest Pittsburgh win streak vs.

**Columbus:** 6, Feb. 26, 2012-Mar. 28, 2014

### Longest Columbus undefeated streak vs. Pittsburgh:

4, Feb. 17, 2001-Dec. 31, 2002 (2-0-2)

### Longest Pittsburgh undefeated streak vs. Columbus:

7, Feb. 26, 2012-Dec. 13, 2014 (6-0-1)

### Last Columbus win at home:

Nov. 27, 2015 (2-1 OT) [0-1-0 since last win]

### Last Pittsburgh win at home:

Dec. 21, 2015 (5-2) [0-0-0 since last win]

### Last Columbus win at Pittsburgh:

Nov. 13, 2015 (2-1) [0-1-0 since last win]

### Last Pittsburgh win at Columbus:

Mar. 11, 2016 (3-2) [0-0-0 since last win]

### Most goals by Columbus vs.

**Pittsburgh:** 6, Jan. 11, 2006 (C, 6-1)

### Most goals by Pittsburgh vs.

**Columbus:** 7, Dec. 4, 2010 (P, 7-2)

### Most goals by both teams:

9, Dec. 4, 2010 (P, 7-2)

### Last Columbus shutout vs.

**Pittsburgh:** None

### Last Pittsburgh shutout vs.

**Columbus:** Nov. 2, 2013 (3-0) – Jeff Zatkoff

### Last Columbus hat trick vs.

**Pittsburgh:** April 4, 2015 – Nick Foligno

### Last Pittsburgh hat trick vs.

**Columbus:** Dec. 29, 2013 – James Neal

### Last Pittsburgh trade with Columbus:

Feb. 6, 2014 – Spencer Machacek to Pittsburgh in exchange for Paul Thompson

### Pittsburgh's Overtime/Shootout

**Record vs. Columbus:** 3-1-2

## Year By Year

YEAR	PIT	ROAD	TOTAL	GF/GA
<b>2000-01</b>	1-0-0	1-0-0	2-0-0	8-4
<b>2001-02</b>	0-1-0	1-0-0	1-1-0	6-7
<b>2002-03</b>	0-0-0	0-1-0	0-1-0	2-5
<b>2003-04</b>	1-0-0	0-0-0	1-0-0	5-3
<b>2004-05</b>	No Season			
<b>2005-06</b>	0-0-0	0-1-0	0-1-0	1-6
<b>2006-07</b>	1-0-0	0-0-0	1-0-0	5-3
<b>2007-08</b>	Did Not Play			
<b>2008-09</b>	1-0-0	0-0-1	1-0-1	7-4
<b>2009-10</b>	0-0-0	1-0-0	1-0-0	3-3
<b>2010-11</b>	0-1-0	1-0-0	1-1-0	8-6
<b>2011-12</b>	1-0-0	0-0-0	1-0-0	4-2
<b>2012-13</b>	Did Not Play			
<b>2013-14</b>	2-0-0	3-0-0	5-0-0	16-7
<b>2014-15</b>	1-1-0	0-1-1	1-2-1	12-13
<b>2015-16</b>	1-1-0	1-0-1	2-1-1	10-8
<b>TOTALS</b>	<b>9-4-0</b>	<b>8-3-3</b>	<b>17-7-3</b>	<b>87-71</b>



# DALLAS STARS

WEBSITE: [dallasstars.com](http://dallasstars.com) | Franchise played as Minnesota North Stars from 1967-68 to 1992-93

## Stars vs. Penguins

**All-time scorer vs. Pittsburgh:** Bill Goldsworthy [54gp, 23-22-45]

**All-time Pittsburgh scorer vs. Dallas:** Rick Kehoe [36gp, 19-27-46]

**Longest Dallas win streak vs. Pittsburgh:** 4, Oct. 16, 2014-Present; Jan. 12, 1983-Dec. 1, 1984; Oct. 28, 1971-Feb. 20, 1972

**Longest Pittsburgh win streak vs. Dallas:** 8, Oct. 15, 1985-Mar. 1, 1988

**Longest Dallas undefeated streak vs. Pittsburgh:** 8, Mar. 16, 1997-Jan. 19, 2001 [6-0-2]

**Longest Pittsburgh undefeated streak vs. Dallas:** 8, Oct. 15, 1985-Mar. 1, 1988 [8-0-0]

**Last Dallas win at home:** Oct. 8, 2015 [3-0] [0-0-0 since last win]

**Last Pittsburgh win at home:** Mar 18, 2014 [5-1] [0-2-0 since last win]

**Last Dallas win at Pittsburgh:** Oct. 22, 2015 [4-1] [0-0-0 since last win]

**Last Pittsburgh win at Dallas:** Feb. 29, 2012 [4-3 SO] [0-3-0 since last win]

**Most goals by Dallas vs. Pittsburgh:** 10, Mar. 7, 1973 [M, 10-4]

**Most goals by Pittsburgh vs. Dallas:** 9, Jan. 12, 1989 [P, 9-2]

**Most goals by both teams:** 15, Feb. 2, 1982 [M, 9-6]; Dec. 21, 1974 [M, 8-7]

**Last Dallas shutout vs. Pittsburgh:** Oct. 8, 2015 [3-0] - Antti Niemi

**Last Pittsburgh shutout vs. Dallas:** Mar. 9, 2004 [4-0] - Jean-Sebastien Aubin

**Last Dallas hat trick vs. Pittsburgh:** Nov. 5, 1997 - Joe Nieuwendyk

**Last Pittsburgh hat trick vs. Dallas:** Mar. 4, 1990 - Rob Brown

**Last Pittsburgh trade with Dallas:** Mar. 24, 2013 - Brenden Morrow and 2013 third-round draft pick to Pittsburgh in exchange for Joe Morrow and 2013 fifth-round draft pick

**Pittsburgh's Overtime/Shootout Record vs. Dallas:** 3-1-3

## Year By Year

YEAR	PIT	ROAD	TOTAL	GF/GA	YEAR	PIT	ROAD	TOTAL	GF/GA
<b>1967-68</b>	2-1-2	2-2-1	4-3-3	33-29	<b>1994-95</b>	Did Not Play			
<b>1968-69</b>	2-2-0	3-1-0	5-3-0	25-15	<b>1995-96</b>	1-0-0	1-0-0	2-0-0	9-3
<b>1969-70</b>	3-1-0	2-1-1	5-2-1	33-27	<b>1996-97</b>	1-0-0	0-1-0	1-1-0	5-7
<b>1970-71</b>	1-1-1	0-2-1	1-3-2	12-13	<b>1997-98</b>	0-1-0	0-0-1	0-1-1	2-5
<b>1971-72</b>	2-1-0	0-3-0	2-4-0	11-17	<b>1998-99</b>	0-0-1	0-1-0	0-1-1	6-8
<b>1972-73</b>	2-1-0	0-2-0	2-3-0	18-21	<b>1999-00</b>	0-0-0	0-1-0	0-1-0	4-6
<b>1973-74</b>	1-0-1	1-2-0	2-2-1	17-20	<b>2000-01</b>	0-1-0	0-0-1	0-1-1	7-14
<b>1974-75</b>	2-0-0	1-1-0	3-1-0	21-14	<b>2001-02</b>	1-0-0	0-0-0	1-0-0	3-2
<b>1975-76</b>	1-0-1	1-1-0	2-1-1	15-10	<b>2002-03</b>	0-0-0	0-1-0	0-1-0	1-3
<b>1976-77</b>	2-0-0	1-1-0	3-1-0	17-9	<b>2003-04</b>	1-0-0	0-0-0	1-0-0	4-0
<b>1977-78</b>	2-0-0	0-2-0	2-2-0	18-17	<b>2004-05</b>	No Season			
<b>1978-79</b>	2-0-0	1-1-0	3-1-0	19-11	<b>2005-06</b>	Did Not Play			
<b>1979-80</b>	1-1-0	0-2-0	1-3-0	12-15	<b>2006-07</b>	0-0-0	1-0-0	1-0-0	3-3
<b>1980-81</b>	1-1-0	0-2-0	1-3-0	13-18	<b>2007-08</b>	1-0-0	0-0-0	1-0-0	4-1
<b>1981-82</b>	1-1-0	0-1-0	1-2-0	14-15	<b>2008-09</b>	0-0-0	1-0-0	1-0-0	4-1
<b>1982-83</b>	0-1-0	0-1-1	0-2-1	8-16	<b>2009-10</b>	1-0-0	0-0-0	1-0-0	6-3
<b>1983-84</b>	1-1-0	0-1-0	1-2-0	12-12	<b>2010-11</b>	0-0-0	0-1-0	0-1-0	2-5
<b>1984-85</b>	0-1-0	1-1-0	1-2-0	10-10	<b>2011-12</b>	1-0-0	1-0-0	2-0-0	6-4
<b>1985-86</b>	2-0-0	1-0-0	3-0-0	10-7	<b>2012-13</b>	Did Not Play			
<b>1986-87</b>	1-0-0	2-0-0	3-0-0	16-7	<b>2013-14</b>	1-0-0	0-1-0	1-1-0	5-4
<b>1987-88</b>	2-0-0	0-1-0	2-1-0	12-9	<b>2014-15</b>	0-1-0	0-1-0	0-2-0	3-5
<b>1988-89</b>	0-1-0	1-1-0	1-2-0	12-11	<b>2015-16</b>	0-1-0	0-1-0	0-2-0	1-7
<b>1989-90</b>	1-1-0	0-0-1	1-1-1	14-16	<b>TOTALS</b>	<b>42-21-6</b>	<b>24-40-7</b>	<b>66-61-13</b>	<b>483-457</b>
<b>1990-91</b>	1-0-0	1-1-0	2-1-0	11-10					
<b>1991-92</b>	1-0-0	1-1-0	2-1-0	13-8					
<b>1992-93</b>	0-1-0	1-0-0	1-1-0	7-7					
<b>1993-94</b>	0-1-0	0-1-0	0-2-0	5-12					



# DETROIT RED WINGS

WEBSITE: [detroitredwings.com](http://detroitredwings.com)

## Red Wings vs. Penguins

**All-time scorer vs. Pittsburgh:** Steve Yzerman [39gp, 16-32-48]

**All-time Pittsburgh scorer vs. Detroit:** Mario Lemieux [27gp, 21-37-58]

**Longest Detroit win streak vs. Pittsburgh:**  
5, Dec. 23, 1982-Feb. 9, 1984

**Longest Pittsburgh win streak vs. Detroit:**  
4, Feb. 13, 1974-Dec. 15, 1974

**Longest Detroit undefeated streak vs. Pittsburgh:**  
9, Mar. 5, 1972-Jan. 27, 1974 [5-0-4]

**Longest Pittsburgh undefeated streak vs. Detroit:**  
11, Dec. 17, 1988-Feb. 3, 1992 [7-0-4]

**Last Detroit win at home:**  
Oct. 23, 2014 [4-3 OT] [0-2-0 since last win]

**Last Pittsburgh win at home:**  
Feb. 18, 2016 [6-3] [0-0-0 since last win]

**Last Detroit win at Pittsburgh:**  
Mar. 15, 2015 [5-1] [0-1-0 since last win]

**Last Pittsburgh win at Detroit:**  
Mar. 26, 2016 [7-2] [0-0-0 since last win]

**Most goals by Detroit vs. Pittsburgh:**  
9, Feb. 9, 1984 [D, 9-3]

**Most goals by Pittsburgh vs. Detroit:**  
10, Jan. 28, 1989 [P, 10-5]

**Most goals by both teams:**  
15, Jan. 28, 1989 [P, 10-5]

**Last Detroit shutout vs. Pittsburgh:**  
Feb. 8, 2009 [3-0] – Ty Conklin

**Last Pittsburgh shutout vs. Detroit:**  
Apr. 11, 1999 [3-0] – Tom Barrasso

**Last Detroit hat trick vs. Pittsburgh:**  
Oct. 25, 2002 – Sergei Fedorov

**Last Pittsburgh hat trick vs. Detroit:**  
Nov. 11, 2008 – Jordan Staal

**Last Pittsburgh trade with Detroit:**  
Mar. 9, 2006 – 2007 fourth-round draft pick to Pittsburgh in exchange for Cory Cross

**Pittsburgh's Overtime/Shootout Record vs. Detroit:** 5-4-6

## Year By Year

YEAR	PIT	ROAD	TOTAL	GF/GA	YEAR	PIT	ROAD	TOTAL	GF/GA
<b>1967-68</b>	1-1-0	0-2-0	1-3-0	12-21	<b>1994-95</b>	Did Not Play			
<b>1968-69</b>	2-1-0	0-3-0	2-4-0	14-20	<b>1995-96</b>	1-0-0	0-1-0	1-1-0	5-5
<b>1969-70</b>	1-2-0	1-2-0	2-4-0	17-21	<b>1996-97</b>	0-1-0	0-1-0	0-2-0	6-10
<b>1970-71</b>	3-0-0	0-1-2	3-1-2	30-13	<b>1997-98</b>	1-0-0	0-0-1	1-0-1	5-3
<b>1971-72</b>	2-1-0	0-3-0	2-4-0	19-25	<b>1998-99</b>	1-0-0	1-0-0	2-0-0	5-1
<b>1972-73</b>	0-1-1	0-1-2	0-2-3	7-9	<b>1999-00</b>	1-0-0	0-0-1	1-0-1	6-6
<b>1973-74</b>	2-1-0	0-1-1	2-2-1	20-13	<b>2000-01</b>	0-0-0	1-0-0	1-0-0	4-3
<b>1974-75</b>	2-1-0	2-1-0	4-2-0	24-15	<b>2001-02</b>	0-1-0	0-0-0	0-1-0	2-4
<b>1975-76</b>	3-0-0	1-1-1	4-1-1	24-13	<b>2002-03</b>	0-1-0	0-1-0	0-2-0	4-12
<b>1976-77</b>	3-0-0	1-2-0	4-2-0	19-17	<b>2003-04</b>	1-0-0	0-0-0	1-0-0	4-3
<b>1977-78</b>	1-1-1	1-2-0	2-3-1	21-22	<b>2004-05</b>	No Season			
<b>1978-79</b>	4-0-0	1-3-0	5-3-0	29-31	<b>2005-06</b>	0-0-0	0-1-0	0-1-0	1-3
<b>1979-80</b>	2-0-0	0-2-0	2-2-0	18-19	<b>2006-07</b>	0-1-0	0-0-0	0-1-0	0-2
<b>1980-81</b>	2-0-0	0-1-1	2-1-1	13-11	<b>2007-08</b>	Did Not Play			
<b>1981-82</b>	1-0-0	0-2-0	1-2-0	11-11	<b>2008-09</b>	0-1-0	1-0-0	1-1-0	7-9
<b>1982-83</b>	0-1-1	0-1-0	0-2-1	11-17	<b>2009-10</b>	1-0-0	0-1-0	1-1-0	2-4
<b>1983-84</b>	0-1-0	0-2-0	0-3-0	9-21	<b>2010-11</b>	1-0-0	1-0-0	2-0-0	8-5
<b>1984-85</b>	1-1-0	0-0-1	1-1-1	10-10	<b>2011-12</b>	0-1-0	0-0-0	0-1-0	1-4
<b>1985-86</b>	1-0-0	1-1-0	2-1-0	15-11	<b>2012-13</b>	Did Not Play			
<b>1986-87</b>	1-1-0	0-1-0	1-2-0	5-6	<b>2013-14</b>	1-0-0	1-0-1	2-0-1	11-9
<b>1987-88</b>	1-0-0	0-2-0	1-2-0	13-15	<b>2014-15</b>	1-1-0	0-0-1	1-1-1	8-10
<b>1988-89</b>	2-0-0	0-0-1	2-0-1	19-13	<b>2015-16</b>	1-0-0	2-0-0	3-0-0	18-7
<b>1989-90</b>	1-0-0	1-0-1	2-0-1	14-7	<b>TOTALS</b>	<b>49-21-4</b>	<b>18-41-15</b>	<b>67-62-19</b>	<b>515-501</b>
<b>1990-91</b>	2-0-0	1-0-0	3-0-0	16-5					
<b>1991-92</b>	0-0-1	0-1-1	0-1-2	10-11					
<b>1992-93</b>	1-0-0	0-1-0	1-1-0	9-14					
<b>1993-94</b>	0-1-0	1-0-0	1-1-0	9-10					



# EDMONTON OILERS

WEBSITE: [edmontonoilers.com](http://edmontonoilers.com)

## Oilers vs. Penguins

**All-time scorer vs. Pittsburgh:** Wayne Gretzky (28gp, 31-44-75)

**All-time Pittsburgh scorer vs.**

**Edmonton:** Mario Lemieux (26gp, 14-29-43)

**Longest Edmonton win streak vs.**

**Pittsburgh:** 5, Jan. 7, 1983-Feb. 22, 1984; Mar. 16, 1981-Mar. 17, 1982

**Longest Pittsburgh win streak vs.**

**Edmonton:** 4, Dec. 5, 2007-Mar. 13, 2011; Mar. 4, 2000-Feb. 18, 2003

**Longest Edmonton undefeated streak**

**vs. Pittsburgh:** 6, Jan. 7, 1983-Nov. 6, 1984 [5-0-1]

**Longest Pittsburgh undefeated streak vs. Edmonton:**

11, Dec. 5, 2007-Present [8-0-3]

**Last Edmonton win at home:**

Jan. 10, 2014 [4-3 OT] [0-2-0 since last win]

**Last Pittsburgh win at home:**

Mar. 12, 2015 [6-4] [0-0-1 since last win]

**Last Edmonton win at Pittsburgh:**

Nov. 28, 2015 [3-2 SOW] [0-0-0 since last win]

**Last Pittsburgh win at Edmonton:**

Nov. 6, 2015 [2-1] [0-0-0 since last win]

**Most goals by Edmonton vs.**

**Pittsburgh:**

10, Feb. 19, 1983 [E, 10-7]; Mar. 17, 1982 [E, 10-4]

**Most goals by Pittsburgh vs.**

**Edmonton:** 7, Jan. 21, 1988 [P, 7-4]; Jan. 22, 1986 [P, 7-4]; Feb. 19, 1983 [E, 10-7]

**Most goals by both teams:**

17, Feb. 19, 1983 [E, 10-7]

**Last Edmonton shutout vs.**

**Pittsburgh:** None

**Last Pittsburgh shutout vs.**

**Edmonton:**

Feb. 4, 2015 [2-0] - Marc-Andre Fleury

**Last Edmonton hat trick vs.**

**Pittsburgh:** Jan. 10, 2006 - Shawn Horcoff

**Last Pittsburgh hat trick vs.**

**Edmonton:** Nov. 13, 1991 - Kevin Stevens

**Last Pittsburgh trade with Edmonton:**

Feb. 27, 2016 - Justin Schultz to Pittsburgh in exchange for a 2016 third-round pick

**Pittsburgh's Overtime/Shootout**

**Record vs. Edmonton:** 2-2-5

## Year By Year

YEAR	PIT	ROAD	TOTAL	GF/GA	YEAR	PIT	ROAD	TOTAL	GF/GA
1979-80	1-1-0	0-2-0	1-3-0	12-22	2006-07	Did Not Play			
1980-81	1-1-0	0-1-1	1-2-1	18-20	2007-08	0-0-0	1-0-0	1-0-0	4-2
1981-82	0-1-0	0-2-0	0-3-0	8-22	2008-09	1-0-0	0-0-0	1-0-0	5-4
1982-83	1-1-0	0-1-0	1-2-0	14-21	2009-10	0-0-0	1-0-0	1-0-0	3-2
1983-84	0-1-0	0-2-0	0-3-0	8-23	2010-11	1-0-0	0-0-0	1-0-0	5-1
1984-85	1-0-1	0-1-0	1-1-1	10-12	2011-12	0-0-0	0-0-1	0-0-1	1-1
1985-86	0-1-0	1-1-0	1-2-0	13-17	2012-13	Did Not Play			
1986-87	1-1-0	0-1-0	1-2-0	9-10	2013-14	1-0-0	0-0-1	1-0-1	6-6
1987-88	0-1-0	0-2-0	0-3-0	8-17	2014-15	1-0-0	1-0-0	2-0-0	8-4
1988-89	0-2-0	1-0-0	1-2-0	12-15	2015-16	0-0-1	1-0-0	1-0-1	4-3
1989-90	1-0-0	1-1-0	2-1-0	12-8	<b>TOTALS</b>	<b>19-13-4</b>	<b>11-22-3</b>	<b>30-35-7</b>	<b>252-301</b>
1990-91	1-1-0	0-1-0	1-2-0	14-15					
1991-92	2-0-0	0-1-0	2-1-0	14-14					
1992-93	0-1-0	*1-1-0	1-2-0	11-11					
1993-94	1-0-0	0-1-0	1-1-0	7-8					
1994-95	Did Not Play								
1995-96	1-0-0	1-0-0	2-0-0	10-8					
1996-97	1-0-0	0-1-0	1-1-0	7-7					
1997-98	1-0-0	0-1-0	1-1-0	7-6					
1998-99	0-0-1	0-1-0	0-1-1	3-6					
1999-00	0-0-1	1-0-0	1-0-1	5-4					
2000-01	1-0-0	0-0-0	1-0-0	5-2					
2001-02	0-0-0	1-0-0	1-0-0	1-0					
2002-03	1-0-0	0-0-0	1-0-0	4-3					
2003-04	0-0-0	0-1-0	0-1-0	3-4					
2004-05	No Season								
2005-06	0-1-0	0-0-0	0-1-0	1-3					

\* = Includes one game played in Cleveland



# FLORIDA PANTHERS

WEBSITE: [floridapanthers.com](http://floridapanthers.com)

## Panthers vs. Penguins

**All-time scorer vs. Pittsburgh:** Olli Jokinen (28gp, 14-14-28)

**All-time Pittsburgh scorer vs. Florida:** Sidney Crosby (32gp, 16-23-39)

**Longest Florida win streak vs. Pittsburgh:**  
12, Apr. 3, 2002-Mar. 29, 2006

**Longest Pittsburgh win streak vs. Florida:** 5, Nov. 22, 2010-Oct. 11, 2011; Jan. 30, 2007-Feb. 19, 2008

**Longest Florida undefeated streak vs. Pittsburgh:**  
12, Apr. 3, 2002-Mar. 29, 2006 (12-0-0)

**Longest Pittsburgh undefeated streak vs. Florida:**  
6, Dec. 20, 2014-Present (4-0-2); Oct. 12, 1993-Feb. 7, 1995 (5-0-1)

**Last Florida win at home:**  
Feb. 15, 2016 (2-1 SO) [0-0-0 since last win]

**Last Pittsburgh win at home:**  
Oct. 20, 2015 (3-2 OT) [0-0-0 since last win]

**Last Florida win at Pittsburgh:** Jan. 20, 2014 (5-1) [0-2-1 since last win]

**Last Pittsburgh win at Florida:**  
Feb. 6, 2016 (3-2 OT) [0-0-1 since last win]

**Most goals by Florida vs. Pittsburgh:**  
6, Oct. 11, 2013 (F, 6-3); Feb. 26, 2013 (F, 6-4); Jan. 3, 2010 (F, 6-2); Jan. 3, 2009 (F, 6-1); Nov. 25, 2005 (F, 6-3); Nov. 7, 2003 (F, 6-3); Feb. 6, 2003 (F, 6-0)

**Most goals by Pittsburgh vs. Florida:**  
7, Dec. 30, 1998 (P, 7-4); Feb. 7, 1995 (P, 7-3)

**Most goals by both teams:**  
11, Mar. 5, 2002 (P, 6-5 OT); Dec. 30, 1998 (P, 7-4); Dec. 30, 1995 (P, 6-5); Jan. 23, 1995 (P, 6-5)

**Last Florida shutout vs. Pittsburgh:**  
Feb. 20, 2004 (2-0) – Roberto Luongo

**Last Pittsburgh shutout vs. Florida:**  
Jan. 5, 2008 (3-0) – Ty Conklin

**Last Florida hat trick vs. Pittsburgh:**  
Feb. 26, 2013 – Tomas Kopecky

**Last Pittsburgh hat trick vs. Florida:**  
Dec. 30, 1995 – Mario Lemieux

**Last Pittsburgh trade with Florida:**  
Mar. 5, 2014 – Marcel Goc to Pittsburgh in exchange for a 2014 fifth-round draft pick and a 2015 third-round draft pick

**Pittsburgh's Overtime/Shootout Record vs. Florida:** 11-3-6

## Year By Year

YEAR	PIT	ROAD	TOTAL	GF/GA
1993-94	1-0-1	2-0-0	3-0-1	10-7
1994-95	1-1-0	1-1-0	2-2-0	16-14
1995-96	2-0-0	1-1-0	3-1-0	12-10
1996-97	2-0-0	0-2-0	2-2-0	12-13
1997-98	0-1-1	1-1-0	1-2-1	11-12
1998-99	3-0-0	1-1-0	4-1-0	19-10
1999-00	1-1-0	1-0-1	2-1-1	9-10
2000-01	1-1-0	1-0-1	2-1-1	12-11
2001-02	1-0-1	0-2-0	1-2-1	10-12
2002-03	0-2-0	0-1-1	0-3-1	5-17
2003-04	0-2-0	0-2-0	0-4-0	6-16
2004-05	No Season			
2005-06	0-1-1	1-1-0	1-2-1	14-16
2006-07	1-1-0	1-1-0	2-2-0	9-9
2007-08	2-0-0	1-1-0	3-1-0	11-8
2008-09	1-1-0	1-1-0	2-2-0	10-14
2009-10	2-0-0	1-1-0	3-1-0	10-12
2010-11	2-0-0	2-0-0	4-0-0	13-7
2011-12	2-0-0	1-1-0	3-1-0	11-7
2012-13	1-0-0	1-1-0	2-1-0	10-8
2013-14	0-1-0	1-1-0	1-2-0	9-12
2014-15	2-0-0	0-0-1	2-0-1	11-5
2015-16	1-0-0	1-0-1	2-0-1	7-5
<b>TOTALS</b>	<b>26-12-4</b>	<b>19-19-5</b>	<b>45-31-9</b>	<b>237-235</b>





# LOS ANGELES KINGS

WEBSITE: [losangeleskings.com](http://losangeleskings.com)

## Kings vs. Penguins

**All-time scorer vs. Pittsburgh:** Marcel Dionne (50gp, 29-41-70)

**All-time Pittsburgh scorer vs. Los Angeles:** Mario Lemieux (28gp, 19-42-61)

**Longest Los Angeles win streak vs. Pittsburgh:** 5, Feb. 27, 2002-Oct. 10, 2003; Mar. 14, 1984-Nov. 16, 1985

**Longest Pittsburgh win streak vs. Los Angeles:** 6, Nov. 15, 1969-Feb. 26, 1970

**Longest Los Angeles undefeated streak vs. Pittsburgh:** 9, Oct. 28, 1999-Nov. 1, 2006 (7-0-2)

**Longest Pittsburgh undefeated streak vs. Los Angeles:** 9, Nov. 15, 1979-Feb. 13, 1982 (4-0-5)

**Last Los Angeles win at home:** Dec. 5, 2015 (5-3) (0-0-0 since last win)

**Last Pittsburgh win at home:** Oct. 30, 2014 (3-0) (0-0-1 since last win)

**Last Los Angeles win at Pittsburgh:** Dec. 11, 2015 (3-2 SOW) (0-0-0 since last win)

**Last Pittsburgh win at Los Angeles:** Mar. 7, 2015 (1-0 OT) (0-1-0 since last win)

**Most goals by Los Angeles vs. Pittsburgh:** 10, Jan. 21, 1987 (L, 10-5)

**Most goals by Pittsburgh vs. Los Angeles:** 8, Oct 20, 1971 (P, 8-1); Mar. 26, 1969 (P, 8-4)

**Most goals by both teams:** 15, Jan. 21, 1987 (L, 10-5)

**Last Los Angeles shutout vs. Pittsburgh:** Oct. 10, 2003 (3-0) – Cristobal Huet

**Last Pittsburgh shutout vs. Los Angeles:** Mar. 7, 2015 (1-0 OT) – Marc-Andre Fleury

**Last Los Angeles hat trick vs. Pittsburgh:** Mar. 10, 1990 – Luc Robitaille

**Last Pittsburgh hat trick vs. Los Angeles:** Feb. 10, 1990 – Rob Brown

**Last Pittsburgh trade with Los Angeles:** Nov. 20, 2003 – Sergei Anshakov and Martin Strbak to Pittsburgh in exchange for Martin Straka

**Pittsburgh's Overtime/Shootout Record vs. Los Angeles:** 7-5-5

## Year By Year

YEAR	PIT	ROAD	TOTAL	GF/GA	YEAR	PIT	ROAD	TOTAL	GF/GA
<b>1967-68</b>	3-2-0	1-4-0	4-6-0	26-33	<b>1994-95</b>	Did Not Play			
<b>1968-69</b>	1-2-1	1-3-0	2-5-1	20-24	<b>1995-96</b>	0-1-0	0-1-0	0-2-0	4-6
<b>1969-70</b>	4-0-0	2-2-0	6-2-0	20-11	<b>1996-97</b>	1-0-0	1-0-0	2-0-0	9-4
<b>1970-71</b>	2-1-0	0-3-0	2-4-0	18-26	<b>1997-98</b>	0-0-1	1-0-0	1-0-1	5-4
<b>1971-72</b>	3-0-0	1-1-1	4-1-1	29-19	<b>1998-99</b>	0-1-0	1-0-0	1-1-0	5-4
<b>1972-73</b>	3-0-0	1-2-0	4-2-0	17-14	<b>1999-00</b>	0-1-0	0-1-0	0-2-0	7-10
<b>1973-74</b>	1-2-0	0-2-0	1-4-0	6-14	<b>2000-01</b>	0-0-1	0-0-0	0-0-1	2-2
<b>1974-75</b>	0-1-2	1-2-0	1-3-2	8-15	<b>2001-02</b>	0-1-0	0-1-0	0-2-0	7-9
<b>1975-76</b>	3-0-0	2-1-0	5-1-0	29-16	<b>2002-03</b>	0-1-0	0-0-1	0-1-1	5-8
<b>1976-77</b>	1-2-0	1-1-1	2-3-1	20-23	<b>2003-04</b>	0-1-0	0-0-0	0-1-0	0-3
<b>1977-78</b>	0-1-2	0-2-1	0-3-3	15-21	<b>2004-05</b>	No Season			
<b>1978-79</b>	2-2-0	2-1-1	4-3-1	24-22	<b>2005-06</b>	Did Not Play			
<b>1979-80</b>	1-1-0	0-0-2	1-1-2	13-12	<b>2006-07</b>	0-0-0	1-0-0	1-0-0	4-3
<b>1980-81</b>	2-0-0	0-0-2	2-0-2	18-16	<b>2007-08</b>	1-0-0	0-0-0	1-0-0	4-2
<b>1981-82</b>	1-0-1	0-1-0	1-1-1	15-16	<b>2008-09</b>	1-0-0	0-0-0	1-0-0	4-1
<b>1982-83</b>	1-0-0	1-1-0	2-1-0	15-14	<b>2009-10</b>	0-0-0	0-1-0	0-1-0	2-5
<b>1983-84</b>	1-1-0	0-1-0	1-2-0	15-16	<b>2010-11</b>	1-0-0	0-0-0	1-0-0	2-1
<b>1984-85</b>	0-1-0	0-2-0	0-3-0	6-15	<b>2011-12</b>	0-0-0	1-0-0	1-0-0	2-2
<b>1985-86</b>	2-0-0	0-1-0	2-1-0	16-12	<b>2012-13</b>	Did Not Play			
<b>1986-87</b>	1-0-0	0-2-0	1-2-0	9-16	<b>2013-14</b>	0-1-0	1-0-0	1-1-0	6-4
<b>1987-88</b>	0-0-2	1-0-0	1-0-2	15-13	<b>2014-15</b>	1-0-0	1-0-0	2-0-0	4-0
<b>1988-89</b>	1-0-0	0-2-0	1-2-0	9-14	<b>2015-16</b>	0-0-1	0-1-0	0-1-1	5-7
<b>1989-90</b>	1-1-0	0-1-0	1-2-0	13-22	<b>TOTALS</b>	<b>42-26-11</b>	<b>21-45-9</b>	<b>63-71-20</b>	<b>481-523</b>
<b>1990-91</b>	1-0-0	0-2-0	1-2-0	6-12					
<b>1991-92</b>	0-2-0	0-1-0	0-3-0	8-14					
<b>1992-93</b>	1-0-0	0-1-0	1-1-0	7-8					
<b>1993-94</b>	1-0-0	0-1-0	1-1-0	7-10					



# MINNESOTA WILD

WEBSITE: [minnesotawild.com](http://minnesotawild.com)

## Wild vs. Penguins

**All-time scorer vs. Pittsburgh:** Mikko Koivu (13gp, 3-4-7); Marian Gaborik (7gp, 3-4-7)

**All-time Pittsburgh scorer vs. Minnesota:** Sidney Crosby (11gp, 4-11-15)

**Longest Minnesota win streak vs. Pittsburgh:** 4, Nov. 18, 2008-Jan. 8, 2011

**Longest Pittsburgh win streak vs. Minnesota:** 4, Nov. 4, 2014-Present

**Longest Minnesota undefeated streak vs. Pittsburgh:** 5, Dec. 14, 2001-Dec. 8, 2005 (4-0-1)

**Longest Pittsburgh undefeated streak vs. Minnesota:** 4, Nov. 4, 2014-Present (4-0-0)

**Last Minnesota win at home:** Apr. 5, 2014 (4-0) [0-2-0 since last win]

**Last Pittsburgh win at home:** Nov. 17, 2015 (4-3) [0-0-0 since last win]

**Last Minnesota win at Pittsburgh:** Jan. 8, 2011 (4-0) [0-3-0 since last win]

**Last Pittsburgh win at Minnesota:** Dec. 26, 2015 (3-1) [0-0-0 since last win]

**Most goals by Minnesota vs. Pittsburgh:** 6, Nov. 19, 2003 (M, 6-2)

**Most goals by Pittsburgh vs. Minnesota:** 7, Jan. 13, 2015 (P, 7-2)

**Most goals by both teams:** 9, Jan. 13, 2015 (P, 7-2)

**Last Minnesota shutout vs. Pittsburgh:** Apr. 5, 2014 (4-0) – Ilya Bryzgalov

**Last Pittsburgh shutout vs. Minnesota:** None

**Last Minnesota hat trick vs. Pittsburgh:** None

**Last Pittsburgh hat trick vs. Minnesota:** None

**Last Pittsburgh trade with Minnesota:** Feb. 27, 2007 – 2007 third-round draft pick to Pittsburgh in exchange for Dominic Moore

**Pittsburgh's Overtime/Shootout Record vs. Minnesota:** 0-0-2

## Year By Year

YEAR	PIT	ROAD	TOTAL	GF/GA
2000-01	1-0-0	0-1-0	1-1-0	4-5
2001-02	0-1-0	0-0-0	0-1-0	2-5
2002-03	0-0-0	0-0-1	0-0-1	1-1
2003-04	0-1-0	0-1-0	0-2-0	4-10
2004-05	No Season			
2005-06	0-1-0	0-0-0	0-1-0	0-5
2006-07	Did Not Play			
2007-08	0-0-0	1-0-0	1-0-0	4-2
2008-09	0-0-1	0-0-0	0-0-1	1-1
2009-10	0-1-0	0-1-0	0-2-0	4-6
2010-11	0-1-0	0-0-0	0-1-0	0-4
2011-12	0-0-0	1-0-0	1-0-0	4-2
2012-13	Did Not Play			
2013-14	1-0-0	0-1-0	1-1-0	5-6
2014-15	1-0-0	1-0-0	2-0-0	11-3
2015-16	1-0-0	1-0-0	2-0-0	7-4
<b>TOTALS</b>	<b>4-5-1</b>	<b>4-4-1</b>	<b>8-9-2</b>	<b>47-54</b>



# MONTREAL CANADIENS

WEBSITE: montrealcanadiens.com

## Canadiens vs. Penguins

**All-time scorer vs. Pittsburgh:** Guy Lafleur (61gp, 44-53-97)

**All-time Pittsburgh scorer vs.**

**Montreal:** Mario Lemieux (41gp, 26-41-67)

**Longest Montreal win streak vs.**

**Pittsburgh:** 10, Apr. 2, 1975-Dec. 4, 1976

**Longest Pittsburgh win streak vs.**

**Montreal:** 5, Feb. 19, 2009-Dec. 10, 2009

**Longest Montreal undefeated streak**

**vs. Pittsburgh:** 18, Jan. 13, 1972-Jan. 26, 1975 (15-0-3)

**Longest Pittsburgh undefeated streak vs. Montreal:**

7, Oct. 20, 2011-April 17, 2013 (6-0-1)

**Last Montreal win at home:**

Nov. 23, 2013 [3-2] (0-2-1 since last win)

**Last Pittsburgh win at home:**

Nov. 11, 2015 [4-3 SO] (0-0-0 since last win)

**Last Montreal win at Pittsburgh:**

Oct. 13, 2015 [3-2] (0-0-1 since last win)

**Last Pittsburgh win at Montreal:**

Jan. 9, 2016 [3-1] (0-0-0 since last win)

**Most goals by Montreal vs.**

**Pittsburgh:** 12, Feb. 22, 1979 (M, 12-0)

**Most goals by Pittsburgh vs.**

**Montreal:** 7, Mar. 2, 2013 (P, 7-6); Dec. 7, 1995 (P, 7-5); Jan. 15, 1983 (M, 8-7)

**Most goals by both teams:**

15, Jan. 15, 1983 (M, 8-7)

**Last Montreal shutout vs. Pittsburgh:**

Mar. 12, 2011 [3-0] – Carey Price

**Last Pittsburgh shutout vs. Montreal:**

Nov. 18, 2014 [4-0] – Marc-Andre Fleury

**Last Montreal hat trick vs.**

**Pittsburgh:** Dec. 27, 2008 – Andrei Kostitsyn

**Last Pittsburgh hat trick vs.**

**Montreal:** Oct. 28, 2009 – Sidney Crosby

**Last Pittsburgh trade with Montreal:**

June 27, 2009 – 2010 sixth-round pick to Pittsburgh in exchange for 2009 seventh-round draft pick

**Pittsburgh's Overtime/Shootout**

**Record vs. Montreal:** 12-4-17

## Year By Year

YEAR	PIT	ROAD	TOTAL	GF/GA	YEAR	PIT	ROAD	TOTAL	GF/GA
1967-68	0-2-0	0-2-0	0-4-0	11-16	1994-95	2-0-0	0-2-0	2-2-0	13-13
1968-69	0-2-1	1-2-0	1-4-1	16-21	1995-96	1-2-0	0-2-0	1-4-0	17-23
1969-70	2-1-0	0-3-0	2-4-0	15-19	1996-97	0-0-3	2-1-0	2-1-3	23-20
1970-71	1-1-1	0-2-1	1-3-2	13-20	1997-98	1-2-0	2-0-1	3-2-1	14-10
1971-72	1-1-1	0-3-0	1-4-1	16-25	1998-99	1-0-1	2-0-0	3-0-1	16-12
1972-73	0-2-0	0-3-0	0-5-0	12-29	1999-00	1-1-0	0-2-0	1-3-0	8-16
1973-74	0-3-0	0-1-1	0-4-1	10-21	2000-01	1-1-0	0-1-1	1-2-1	12-13
1974-75	1-1-1	0-3-0	1-4-1	15-28	2001-02	0-2-0	0-1-1	0-3-1	2-9
1975-76	0-3-0	0-3-0	0-6-0	19-35	2002-03	1-0-1	0-0-2	1-0-3	12-13
1976-77	0-1-2	0-3-0	0-4-2	11-34	2003-04	0-2-0	0-2-0	0-4-0	5-20
1977-78	1-2-0	0-3-0	1-5-0	19-35	2004-05	No Season			
1978-79	2-2-0	0-3-1	2-5-1	19-38	2005-06	1-1-0	2-0-0	3-1-0	18-16
1979-80	1-0-1	0-2-0	1-2-1	14-22	2006-07	2-0-0	0-1-1	2-1-1	16-17
1980-81	1-1-0	1-1-0	2-2-0	10-11	2007-08	0-1-1	2-0-0	2-1-1	12-10
1981-82	1-0-0	0-2-0	1-2-0	9-14	2008-09	1-1-0	1-1-0	2-2-0	12-12
1982-83	1-1-0	0-1-0	1-2-0	11-15	2009-10	2-0-0	1-1-0	3-1-0	15-9
1983-84	0-0-1	0-2-0	0-2-1	6-11	2010-11	0-2-0	1-0-1	1-2-1	8-9
1984-85	1-1-0	0-1-0	1-2-0	11-13	2011-12	2-0-0	1-0-1	3-0-1	13-10
1985-86	0-1-0	0-1-1	0-2-1	10-13	2012-13	2-0-0	1-0-0	3-0-0	14-10
1986-87	1-1-0	0-0-1	1-1-1	11-11	2013-14	1-0-1	0-1-0	1-1-1	12-9
1987-88	1-0-0	1-1-0	2-1-0	11-8	2014-15	0-1-0	2-0-0	2-1-0	7-5
1988-89	0-2-0	1-0-0	1-2-0	8-16	2015-16	1-1-0	1-0-0	2-1-0	8-7
1989-90	1-0-0	0-2-0	1-2-0	4-17	<b>TOTALS</b>	<b>40-47-16</b>	<b>22-64-15</b>	<b>62-111-31</b>	<b>576-787</b>
1990-91	0-1-1	0-1-0	0-2-1	11-15					
1991-92	1-0-0	0-2-0	1-2-0	8-9					
1992-93	2-0-0	0-0-1	2-0-1	12-8					
1993-94	1-1-0	0-2-1	1-3-1	7-20					



# NASHVILLE PREDATORS

WEBSITE: [nashvillepredators.com](http://nashvillepredators.com)

## Predators vs. Penguins

**All-time scorer vs. Pittsburgh:** Scott Walker (12gp, 3-10-13)

**All-time Pittsburgh scorer vs. Nashville:** Sidney Crosby (12gp, 4-14-18)

**Longest Nashville win streak vs. Pittsburgh:** 3, Jan. 1, 2004-Jan. 15, 2006

**Longest Pittsburgh win streak vs. Nashville:** 5, Oct. 21, 2010-Oct. 25, 2014

**Longest Nashville undefeated streak vs. Pittsburgh:** 6, Nov. 23, 2001-Jan. 15, 2006 (5-0-1)

**Longest Pittsburgh undefeated streak vs. Nashville:** 6, Feb. 14, 2010-Oct. 25, 2014 (5-0-1)

**Last Nashville win at home:** Jan. 8, 2009 (5-3) [0-2-2 since last win]

**Last Pittsburgh win at home:** Mar. 31, 2016 (5-2) [0-0-0 since last win]

**Last Nashville win at Pittsburgh:** Feb. 1, 2015 (4-0) [0-1-0 since last win]

**Last Pittsburgh win at Nashville:** Oct. 24, 2015 (2-1 OT) [0-0-0 since last win]

**Most goals by Nashville vs. Pittsburgh:** 9, Mar. 4, 2004 (N, 9-4)

**Most goals by Pittsburgh vs. Nashville:** 6, Nov. 13, 1999 (P, 6-2)

**Most goals by both teams:** 13, Mar. 4, 2004 (N, 9-4)

**Last Nashville shutout vs. Pittsburgh:** Feb. 1, 2015 (4-0) – Carter Hutton

**Last Pittsburgh shutout vs. Nashville:** Oct. 25, 2014 (3-0) – Marc-Andre Fleury

**Last Nashville hat trick vs. Pittsburgh:** None

**Last Pittsburgh hat trick vs. Nashville:** None

**Last Pittsburgh trade with Nashville:** June 27, 2014 – Patric Hornqvist and Nick Spaling to Pittsburgh in exchange for James Neal

**Pittsburgh's Overtime/Shootout Record vs. Nashville:** 3-0-3

## Year By Year

YEAR	PIT	ROAD	TOTAL	GF/GA
1998-99	0-0-1	1-0-0	1-0-1	4-3
1999-00	1-0-0	0-1-0	1-1-0	8-6
*2000-01	0-1-0	1-0-0	1-1-0	4-4
2001-02	0-0-0	0-1-0	0-1-0	0-5
2002-03	0-0-1	0-1-0	0-1-1	2-8
2003-04	0-1-0	0-1-0	0-2-0	6-12
2004-05	No Season			
2005-06	0-0-0	0-1-0	0-1-0	4-5
2006-07	1-0-0	0-0-0	1-0-0	4-1
2007-08	Did Not Play			
2008-09	0-0-0	0-1-0	0-1-0	3-5
2009-10	0-0-1	0-0-0	0-0-1	3-3
2010-11	0-0-0	1-0-0	1-0-0	4-3
2011-12	1-0-0	0-0-0	1-0-0	5-1
2012-13	Did Not Play			
2013-14	1-0-0	1-0-0	2-0-0	7-2
2014-15	0-1-0	1-0-0	1-1-0	3-4
2015-16	1-0-0	1-0-0	2-0-0	7-3
<b>TOTALS</b>	<b>5-3-3</b>	<b>6-6-0</b>	<b>11-9-3</b>	<b>64-65</b>

\* = Games played in Japan



# NEW JERSEY DEVILS

**WEBSITE:** [newjerseydevils.com](http://newjerseydevils.com) | Franchise played as Kansas City Scouts from 1974-75 to 1975-76 and Colorado Rockies from 1976-77 to 1981-82

## Devils vs. Penguins

**All-time scorer vs. Pittsburgh:**

Patrik Elias (87gp, 24-46-70)

**All-time Pittsburgh scorer vs. New Jersey:**

Mario Lemieux (74gp, 47-88-135)

**Longest New Jersey win streak vs. Pittsburgh:**

6, Oct. 24, 2009-Mar. 17, 2010

**Longest Pittsburgh win streak vs. New Jersey:**

5, Feb. 22, 1981-Mar. 21, 1982

**Longest New Jersey undefeated streak vs. Pittsburgh:**

7, Dec. 23, 1987-Dec. 23, 1988 (5-0-2)

**Longest Pittsburgh undefeated streak vs. New Jersey:**

6, Jan. 29, 2008-Nov. 29, 2008 (4-0-2); Jan. 10, 2000-Nov. 27, 2001 (5-0-1); Jan. 6, 1986-Oct. 18, 1986 (5-0-1); Feb. 22, 1981-Oct. 5, 1982 (5-0-1)

**Last New Jersey win at home:**

Nov. 14, 2015 (4-0) (0-1-0 since last win)

**Last Pittsburgh win at home:**

Jan. 26, 2016 (2-0) (0-1-0 since last win)

**Last New Jersey win at Pittsburgh:**

Mar. 24, 2016 (3-0) (0-0-0 since last

win)

**Last Pittsburgh win at New Jersey:**

Mar. 6, 2016 (6-1) (0-0-0 since last win)

**Most goals by New Jersey vs. Pittsburgh:**

9, Oct. 28, 2000 (N, 9-0)

**Most goals by Pittsburgh vs. New Jersey:**

9, Dec. 13, 1990 (P, 9-5)

**Most goals by both teams:**

14, Dec. 13, 1990 (P, 9-5); Dec. 31, 1988 (P, 8-6); Oct. 26, 1986 (N, 8-6)

**Last New Jersey shutout vs. Pittsburgh:**

Mar. 24, 2016 (3-0) – Scott Wedgewood

**Last Pittsburgh shutout vs. New Jersey:**

Jan. 26, 2016 (2-0) – Marc-Andre Fleury

**Last New Jersey hat trick vs. Pittsburgh:**

Apr. 5, 2006 – Patrik Elias

**Last Pittsburgh hat trick vs. New Jersey:**

Nov. 29, 2008 – Sidney Crosby

**Last Pittsburgh trade with New Jersey:**

June 25, 2016 – 2016 third-round draft pick to Pittsburgh in exchange for Beau Bennett

**Pittsburgh's Overtime/Shootout Record vs. New Jersey:**

6-8-11

## Year By Year

YEAR	PIT	ROAD	TOTAL	GF/GA	YEAR	PIT	ROAD	TOTAL	GF/GA
1974-75	1-0-1	1-0-1	2-0-2	19-14	2001-02	1-1-1	1-1-0	2-2-1	15-11
1975-76	2-0-0	0-1-1	2-1-1	18-10	2002-03	0-2-0	1-2-0	1-4-0	10-14
1976-77	1-1-0	1-1-0	2-2-0	11-11	2003-04	0-3-0	1-1-1	1-4-1	7-17
1977-78	1-1-0	1-0-1	2-1-1	14-13	2004-05	No Season			
1978-79	2-0-0	1-1-0	3-1-0	21-13	2005-06	2-1-1	1-3-0	3-4-1	27-30
1979-80	2-0-0	0-2-0	2-2-0	10-15	2006-07	1-2-1	2-2-0	3-4-1	18-20
1980-81	2-0-0	1-1-0	3-1-0	20-13	2007-08	1-3-0	3-0-1	4-3-1	28-17
1981-82	2-0-0	1-0-0	3-0-0	17-5	2008-09	2-0-1	1-1-1	3-1-2	16-12
1982-83	1-2-1	0-1-2	1-3-3	23-26	2009-10	0-3-0	0-3-0	0-6-0	5-22
1983-84	2-1-0	2-2-0	4-3-0	28-27	2010-11	3-0-0	1-1-1	4-1-1	10-8
1984-85	1-3-0	1-2-0	2-5-0	25-34	2011-12	2-1-0	1-2-0	3-3-0	18-16
1985-86	2-1-0	2-1-1	4-2-1	28-22	2012-13	1-1-0	0-2-0	1-3-0	9-10
1986-87	2-2-0	1-2-0	3-4-0	34-31	2013-14	2-0-0	0-2-0	2-2-0	8-8
1987-88	0-3-0	1-3-0	1-6-0	21-38	2014-15	2-0-0	1-2-0	3-2-0	12-9
1988-89	3-0-1	1-1-1	4-1-2	29-24	2015-16	1-1-0	1-1-0	2-2-0	8-8
1989-90	1-2-0	1-2-1	2-4-1	22-29	<b>TOTALS</b>	<b>57-46-8</b>	<b>40-57-17</b>	<b>97-103-25</b>	<b>717-724</b>
1990-91	4-0-0	0-3-0	4-3-0	37-31					
1991-92	1-2-0	1-3-0	2-5-0	20-31					
1992-93	3-1-0	3-1-1	6-2-1	33-25					
1993-94	1-0-1	0-2-0	1-2-1	10-17					
1994-95	1-0-0	0-0-2	1-0-2	11-8					
1995-96	1-1-0	1-0-1	2-1-1	11-9					
1996-97	0-2-0	1-1-0	1-3-0	12-13					
1997-98	1-1-0	1-1-0	2-2-0	8-10					
1998-99	0-2-0	1-2-0	1-4-0	13-17					
1999-00	1-2-0	1-1-0	2-3-0	14-15					
2000-01	1-1-0	2-0-1	3-1-1	17-21					



# NEW YORK ISLANDERS

WEBSITE: [newyorkislanders.com](http://newyorkislanders.com)

## Islanders vs. Penguins

**All-time scorer vs. Pittsburgh:** Bryan Trottier (82gp, 47-58-105)

**All-time Pittsburgh scorer vs. Islanders:** Mario Lemieux (72gp, 50-80-130)

**Longest Islanders win streak vs. Pittsburgh:** 6, Dec. 20, 1983-Nov. 10, 1984

**Longest Pittsburgh win streak vs. Islanders:** 5, Apr. 8, 2011-Dec. 10, 2011; Jan. 19, 2010-Oct. 15, 2010; Mar. 9, 1995-Mar. 16, 1996

**Longest Islanders undefeated streak vs. Pittsburgh:** 9, Feb. 1, 1986-Mar. 10, 1987 (7-0-2)

**Longest Pittsburgh undefeated streak vs. Islanders:** 11, Feb. 29, 2004-Oct. 19, 2006 (6-0-5)

**Last Islanders win at home:** Mar. 8, 2016 (2-1) [0-1-0 since last win]

**Last Pittsburgh win at home:** Mar. 15, 2016 (2-1 SO) [0-0-0 since last win]

**Last Islanders win at Pittsburgh:** Apr. 10, 2015 (3-1) [0-1-1 since last win]

**Last Pittsburgh win at Islanders:** Apr. 2, 2016 (5-0) [0-0-0 since last win]

**Most goals by Islanders vs. Pittsburgh:** 11, Dec. 20, 1983 (NY, 11-3)

**Most goals by Pittsburgh vs. Islanders:** 9, Dec. 11, 2008 (P, 9-2); Dec. 30, 1999 (P, 9-3); Dec. 13, 1972 (P, 9-1)

**Most goals by both teams:** 15, Feb. 6, 1990 (NY, 8-7)

**Last Islanders shutout vs. Pittsburgh:** Jan. 9, 1986 (9-0) - Kelly Hrudey

**Last Pittsburgh shutout vs. Islanders:** Apr. 2, 2016 (5-0) - Matt Murray

**Last Islanders hat trick vs. Pittsburgh:** Jan. 16, 2015 - Kyle Okposo (4)

**Last Pittsburgh hat trick vs. Islanders:** Mar. 10, 2013 - Chris Kunitz

**Last Pittsburgh trade with Islanders:** Mar. 4, 2009 - Bill Guerin to Pittsburgh in exchange for a 2009 third-round draft pick

**Pittsburgh's Overtime/Shootout Record vs. Islanders:** 15-3-17

## Year By Year

YEAR	PIT	ROAD	TOTAL	GF/GA	YEAR	PIT	ROAD	TOTAL	GF/GA
1972-73	2-0-1	2-0-0	4-0-1	22-4	2002-03	1-2-0	0-2-0	1-4-0	13-22
1973-74	0-0-2	2-1-0	2-1-2	9-8	2003-04	0-1-2	1-2-0	1-3-2	16-26
1974-75	2-0-0	0-2-0	2-2-0	15-10	2004-05	No Season			
1975-76	1-1-0	0-1-1	1-2-1	15-21	2005-06	2-0-2	2-0-2	4-0-4	32-18
1976-77	1-1-0	1-1-0	2-2-0	11-13	2006-07	3-1-0	1-3-0	4-4-0	29-28
1977-78	1-0-1	0-2-0	1-2-1	14-15	2007-08	3-1-0	2-2-0	5-3-0	22-21
1978-79	0-1-1	0-0-2	0-1-3	11-13	2008-09	3-0-0	2-0-1	5-0-1	26-11
1979-80	0-0-2	1-0-1	1-0-3	10-9	2009-10	3-0-0	2-1-0	5-1-0	27-19
1980-81	2-0-0	0-1-1	2-1-1	19-16	2010-11	3-0-0	1-1-1	4-1-1	14-15
1981-82	2-2-0	0-4-0	2-6-0	22-40	2011-12	2-1-0	2-1-0	4-2-0	22-15
1982-83	1-2-0	1-3-0	2-5-0	13-29	2012-13	2-1-0	2-0-0	4-1-0	17-9
1983-84	0-4-0	1-2-0	1-6-0	26-38	2013-14	1-1-0	2-0-0	3-1-0	16-13
1984-85	2-1-0	0-4-0	2-5-0	20-30	2014-15	1-1-1	0-2-0	1-3-1	12-18
1985-86	1-2-1	0-3-0	1-5-1	21-38	2015-16	2-0-0	1-1-0	3-1-0	12-5
1986-87	0-2-1	0-3-1	0-5-2	19-29	<b>TOTALS</b>	<b>65-40-17</b>	<b>49-57-12</b>	<b>114-97-29</b>	<b>843-830</b>
1987-88	2-1-1	2-1-0	4-2-1	32-28					
1988-89	3-0-0	1-2-1	4-2-1	32-26					
1989-90	3-1-0	0-2-1	3-3-1	32-35					
1990-91	2-1-0	3-1-0	5-2-0	33-23					
1991-92	2-1-1	3-0-0	5-1-1	39-31					
1992-93	2-2-0	2-1-0	4-3-0	26-21					
1993-94	0-2-0	2-0-0	2-2-0	11-14					
1994-95	2-0-0	1-1-0	3-1-0	16-10					
1995-96	1-1-0	2-0-0	3-1-0	19-16					
1996-97	1-1-0	1-1-0	2-2-0	12-14					
1997-98	1-1-0	1-1-0	2-2-0	14-11					
1998-99	1-2-0	1-1-0	2-3-0	12-20					
1999-00	2-0-0	2-1-0	4-1-0	26-12					
2000-01	2-1-0	0-2-0	2-3-0	17-17					
2001-02	0-1-1	2-1-0	2-2-1	17-19					



# NEW YORK RANGERS

WEBSITE: [newyorkrangers.com](http://newyorkrangers.com)

## Rangers vs. Penguins

**All-time scorer vs. Pittsburgh:** Brian Leetch (72gp, 19-70-89)

**All-time Pittsburgh scorer vs.**

**Rangers:** Mario Lemieux (70gp, 61-71-132)

**Longest Rangers win streak vs.**

**Pittsburgh:** 5, Nov. 18, 1973-Nov. 24, 1974

**Longest Pittsburgh win streak vs.**

**Rangers:** 7, Jan. 19, 2012-Mar. 16, 2013; Jan. 18, 2009-Jan. 25, 2010

**Longest Rangers undefeated streak vs. Pittsburgh:** 12, Jan. 7, 1970-Oct. 30, 1971 (8-0-4)

**Longest Pittsburgh undefeated streak vs. Rangers:**

11, Jan. 18, 2009-Nov. 29, 2010 (9-0-2)

**Last Rangers win at home:**

Dec. 8, 2014 (4-3 OT) [0-1-1 since last win]

**Last Pittsburgh win at home:**

Mar. 3, 2016 (4-1) [0-0-0 since last win]

**Last Rangers win at Pittsburgh:**

Feb. 10, 2016 (3-0) [0-1-0 since last win]

**Last Pittsburgh win at Rangers:**

Mar. 27, 2016 (3-2 OT) [0-0-0 since last win]

**Most goals by Rangers vs. Pittsburgh:**

11, Nov. 25, 1992 (NY, 11-3)

**Most goals by Pittsburgh vs. Rangers:**

10, Apr. 9, 1993 (P, 10-4)

**Most goals by both teams:**

14, Oct. 14, 2000 (P, 8-6); Apr. 9, 1993 (P, 10-4); Nov. 25, 1992 (NY, 11-3)

**Last Rangers shutout vs. Pittsburgh:**

Feb. 10, 2016 (3-0) – Henrik Lundqvist

**Last Pittsburgh shutout vs. Rangers:**

Mar. 16, 2013 (3-0) – Marc-Andre Fleury

**Last Rangers hat trick vs. Pittsburgh:**

Nov. 12, 2005 – Jaromir Jagr

**Last Pittsburgh hat trick vs. Rangers:**

Nov. 30, 2009 – Mike Rupp

**Last Pittsburgh trade with Rangers:**

Feb. 10, 2003 – Rico Fata, Mikael Samuelsson, Richard Lintner and Joel Bouchard to Pittsburgh in exchange for Alexei Kovalev, Dan LaCouture, Janne Laukkanen and Mike Wilson

**Pittsburgh's Overtime/Shootout Record vs. Rangers:** 21-9-16

## Year By Year

YEAR	PIT	ROAD	TOTAL	GF/GA	YEAR	PIT	ROAD	TOTAL	GF/GA
1967-68	0-1-1	0-2-0	0-3-1	7-15	1994-95	2-0-0	1-0-0	3-0-0	13-10
1968-69	1-2-0	0-3-0	1-5-0	16-27	1995-96	1-1-0	1-1-0	2-2-0	15-13
1969-70	0-3-0	1-1-1	1-4-1	7-18	1996-97	0-2-0	0-2-0	0-4-0	8-26
1970-71	0-3-0	0-2-1	0-5-1	7-24	1997-98	1-0-1	1-1-0	2-1-1	8-8
1971-72	1-1-1	0-2-1	1-3-2	12-22	1998-99	0-0-2	1-1-1	1-1-3	10-14
1972-73	1-1-0	1-2-0	2-3-0	16-24	1999-00	2-1-0	1-1-0	3-2-0	19-15
1973-74	0-3-0	1-1-0	1-4-0	12-25	2000-01	2-0-0	2-0-1	4-0-1	28-19
1974-75	1-1-0	1-1-0	2-2-0	22-20	2001-02	3-0-0	0-2-0	3-2-0	13-10
1975-76	2-0-0	1-1-0	3-1-0	23-12	2002-03	1-1-0	2-1-0	3-2-0	16-6
1976-77	0-1-1	2-0-0	2-1-1	12-8	2003-04	1-2-0	2-1-0	3-3-0	20-23
1977-78	1-0-1	1-0-1	2-0-2	16-12	2004-05	No Season			
1978-79	1-1-0	1-1-0	2-2-0	15-7	2005-06	2-2-0	1-3-0	3-5-0	18-30
1979-80	1-1-0	1-1-0	2-2-0	15-14	2006-07	3-0-1	2-1-1	5-1-2	21-18
1980-81	1-1-0	1-0-1	2-1-1	17-14	2007-08	3-0-1	0-3-1	3-3-2	16-21
1981-82	1-2-1	2-2-0	3-4-1	32-35	2008-09	3-0-0	0-1-2	3-1-2	17-13
1982-83	1-2-1	0-3-0	1-5-1	19-34	2009-10	2-0-1	3-0-0	5-0-1	27-16
1983-84	1-2-0	1-3-0	2-5-0	25-35	2010-11	0-2-1	2-1-0	2-3-1	14-21
1984-85	2-2-0	1-2-0	3-4-0	29-34	2011-12	2-1-0	2-1-0	4-2-0	20-12
1985-86	1-1-1	3-1-0	4-2-1	28-24	2012-13	2-0-0	2-1-0	4-1-0	14-10
1986-87	1-2-1	1-1-1	2-3-2	23-26	2013-14	1-0-1	1-1-0	2-1-1	12-13
1987-88	2-0-1	1-2-1	3-2-2	29-27	2014-15	1-1-0	0-1-1	1-2-1	7-16
1988-89	2-1-1	1-2-0	3-3-1	32-32	2015-16	1-1-0	2-0-0	3-1-0	12-9
1989-90	2-0-1	3-1-0	5-1-1	34-23	<b>TOTALS</b>	<b>63-50-19</b>	<b>56-64-14</b>	<b>119-114-33</b>	<b>883-937</b>
1990-91	2-2-0	2-1-0	4-3-0	32-28					
1991-92	1-2-0	1-3-0	2-5-0	25-32					
1992-93	2-1-0	3-1-0	5-2-0	31-24					
1993-94	2-0-0	0-2-0	2-2-0	19-18					



# OTTAWA SENATORS

WEBSITE: [ottawasenators.com](http://ottawasenators.com)

## Senators vs. Penguins

**All-time scorer vs. Pittsburgh:** Daniel Alfredsson [64gp, 22-42-64]

**All-time Pittsburgh scorer vs. Ottawa:** Jaromir Jagr [36gp, 29-28-57]

**Longest Ottawa win streak vs. Pittsburgh:**  
7, Jan. 22, 2004-Nov. 10, 2006

**Longest Pittsburgh win streak vs. Ottawa:**  
14, Jan. 3, 1994-Apr. 11, 1996

**Longest Ottawa undefeated streak vs. Pittsburgh:** 10, Dec. 26, 2003-Mar. 18, 2007 [7-0-3]

**Longest Pittsburgh undefeated streak vs. Ottawa:**  
16, Mar. 30, 1993-Apr. 11, 1996 [15-0-1]

**Last Ottawa win at home:** Apr. 7, 2015 [4-3 OT] [0-1-0 since last win]

**Last Pittsburgh win at home:**  
Feb. 2, 2016 [6-5] [0-0-0 since last win]

**Last Ottawa win at Pittsburgh:**  
Apr. 13, 2014 [3-2 SO] [0-3-0 since last win]

**Last Pittsburgh win at Ottawa:**  
Apr. 5, 2016 [5-3] [0-0-0 since last win]

**Most goals by Ottawa vs. Pittsburgh:**  
8, Mar. 24, 2012 [0, 8-4]

**Most goals by Pittsburgh vs. Ottawa:**  
8, Dec. 23, 2009 [P, 8-2]

**Most goals by both teams:**  
12, Mar. 24, 2012 [0, 8-4]

**Last Ottawa shutout vs. Pittsburgh:**  
Dec. 23, 2013 [5-0] – Craig Anderson

**Last Pittsburgh shutout vs. Ottawa:**  
Oct. 15, 2015 [2-0] – Marc-Andre Fleury

**Last Ottawa hat trick vs. Pittsburgh:**  
Dec. 6, 2008 – Jason Spezza

**Last Pittsburgh hat trick vs. Ottawa:**  
Feb. 2, 2016 – Sidney Crosby

**Last Pittsburgh trade with Ottawa:**  
Feb. 24, 2011 – Alex Kovalev to Pittsburgh in exchange for a conditional 2011 seventh-round draft pick

**Pittsburgh's Overtime/Shootout Record vs. Ottawa:** 9-2-11

## Year By Year

YEAR	PIT	ROAD	TOTAL	GF/GA
1992-93	2-0-0	1-1-0	3-1-0	20-9
1993-94	2-0-1	2-0-0	4-0-1	19-6
1994-95	2-0-0	2-0-0	4-0-0	18-12
1995-96	3-0-0	3-0-0	6-0-0	32-11
1996-97	3-0-0	1-1-1	4-1-1	24-15
1997-98	0-0-2	1-1-1	1-1-3	6-7
1998-99	1-1-0	1-0-1	2-1-1	13-12
1999-00	1-0-1	0-2-0	1-2-1	7-10
2000-01	1-1-0	1-0-1	2-1-1	14-11
2001-02	1-1-0	1-1-0	2-2-0	11-12
2002-03	0-2-0	1-1-0	1-3-0	7-13
2003-04	1-1-0	0-1-1	1-2-1	13-16
2004-05	No Season			
2005-06	0-2-0	0-2-0	0-4-0	9-21
2006-07	1-1-0	2-0-0	3-1-0	13-15
2007-08	0-1-1	1-1-0	1-2-1	13-18
2008-09	0-1-1	1-1-0	1-2-1	10-12
2009-10	1-1-0	1-1-0	2-2-0	15-13
2010-11	2-0-0	1-1-0	3-1-0	13-7
2011-12	1-1-0	0-2-0	1-3-0	15-22
2012-13	1-0-0	2-0-0	3-0-0	8-4
2013-14	1-0-1	0-1-0	1-1-1	4-8
2014-15	1-0-0	1-0-1	2-0-1	10-10
2015-16	2-0-0	1-0-0	3-0-0	13-8
<b>TOTALS</b>	<b>27-13-7</b>	<b>24-17-6</b>	<b>51-30-13</b>	<b>307-272</b>





# PHILADELPHIA FLYERS

WEBSITE: philadelphiaflyers.com

## Flyers vs. Penguins

**All-time scorer vs. Pittsburgh:** Bobby Clarke (76gp, 44-64-108)

**All-time Pittsburgh scorer vs. Philadelphia:** Mario Lemieux (70gp, 51-73-124)

**Longest Philadelphia win streak vs. Pittsburgh:** 11, Dec. 12, 1982-Mar. 28, 1984

**Longest Pittsburgh win streak vs. Philadelphia:** 8, Oct. 5, 2006-Mar. 4, 2007

**Longest Philadelphia undefeated streak vs. Pittsburgh:** 13, Oct. 28, 1982-Mar. 28, 1984 [12-0-1]

**Longest Pittsburgh undefeated streak vs. Philadelphia:** 14, Mar. 26, 1991-Jan. 30, 1993 [10-0-4]

**Last Philadelphia win at home:** Apr. 9, 2016 [3-1] [0-0-0 since last win]

**Last Pittsburgh win at home:** Apr. 3, 2016 [6-2] [0-0-0 since last win]

**Last Philadelphia win at Pittsburgh:** Apr. 1, 2015 [4-1] [0-2-0 since last win]

**Last Pittsburgh win at Philadelphia:** Mar. 19, 2016 [4-1] [0-1-0 since last win]

**Most goals by Philadelphia vs. Pittsburgh:** 13, Mar. 22, 1984 [Phi, 13-4]

**Most goals by Pittsburgh vs. Philadelphia:** 11, Nov. 16, 1993 [Pgh, 11-5]

**Most goals by both teams:** 17, Mar. 22, 1984 [Phi, 13-4]

**Last Philadelphia shutout vs. Pittsburgh:** Mar. 15, 2014 [4-0] – Steve Mason

**Last Pittsburgh shutout vs. Philadelphia:** Oct. 5, 2006 [4-0] – Marc-Andre Fleury

**Last Philadelphia hat trick vs. Pittsburgh:** Feb. 20, 2013 – Jakub Voracek

**Last Pittsburgh hat trick vs. Philadelphia:** Oct. 28, 2006 – Sidney Crosby

**Last Pittsburgh trade with Philadelphia:** June 25, 2010 – Dan Hamhuis to Pittsburgh in exchange for a 2011 third-round draft pick

**Pittsburgh's Overtime/Shootout Record vs. Philadelphia:** 11-12-15

## Year By Year

YEAR	PIT	ROAD	TOTAL	GF/GA	YEAR	PIT	ROAD	TOTAL	GF/GA
1967-68	2-0-3	2-3-0	4-3-3	20-12	1994-95	1-0-0	0-2-0	1-2-0	8-12
1968-69	1-1-2	0-3-1	1-4-3	13-26	1995-96	2-0-0	0-2-0	2-2-0	20-18
1969-70	3-0-1	2-1-1	5-1-2	27-21	1996-97	1-1-0	0-2-0	1-3-0	9-20
1970-71	1-0-2	0-3-0	1-3-2	13-15	1997-98	2-0-0	0-2-0	2-2-0	14-14
1971-72	3-0-0	0-2-1	3-2-1	17-20	1998-99	1-1-1	0-2-0	1-3-1	11-13
1972-73	2-1-0	0-3-0	2-4-0	20-24	1999-00	0-0-2	0-3-0	0-3-2	12-20
1973-74	1-1-0	1-2-0	2-3-0	15-22	2000-01	2-1-0	1-0-1	3-1-1	19-15
1974-75	1-1-0	0-2-0	1-3-0	11-18	2001-02	1-0-1	0-2-1	1-2-2	12-15
1975-76	0-1-1	0-2-0	0-3-1	13-22	2002-03	1-2-0	0-2-0	1-4-0	11-19
1976-77	1-1-0	0-2-0	1-3-0	3-12	2003-04	0-1-2	1-1-1	1-2-3	14-18
1977-78	0-2-0	0-1-1	0-3-1	7-26	2004-05	No Season			
1978-79	1-1-0	0-2-0	1-3-0	6-10	2005-06	1-3-0	1-2-1	2-5-1	23-29
1979-80	0-2-0	0-1-1	0-3-1	9-15	2006-07	4-0-0	4-0-0	8-0-0	40-21
1980-81	0-2-0	0-2-0	0-4-0	10-22	2007-08	3-1-0	0-4-0	3-5-0	23-28
1981-82	2-1-1	0-4-0	2-5-1	30-38	2008-09	2-1-0	2-1-0	4-2-0	20-21
1982-83	1-1-1	0-4-0	1-5-1	16-34	2009-10	2-1-0	3-0-0	5-1-0	23-16
1983-84	0-4-0	0-3-0	0-7-0	21-46	2010-11	0-3-0	2-1-0	2-4-0	14-16
1984-85	2-1-0	0-4-0	2-5-0	19-34	2011-12	1-2-0	1-1-1	2-3-1	20-22
1985-86	0-3-1	0-3-0	0-6-1	16-29	2012-13	1-1-0	2-0-0	3-1-0	15-12
1986-87	1-1-1	0-3-1	1-4-2	22-28	2013-14	0-2-1	1-1-0	1-3-1	11-15
1987-88	2-2-0	0-3-0	2-5-0	24-23	2014-15	0-2-0	0-1-1	0-3-1	7-16
1988-89	2-1-0	2-2-0	4-3-0	28-25	2015-16	2-0-0	1-1-0	3-1-0	15-9
1989-90	2-2-0	1-2-0	3-4-0	24-29	<b>TOTALS</b>	<b>62-53-24</b>	<b>34-91-13</b>	<b>96-144-37</b>	<b>841-997</b>
1990-91	0-2-1	2-2-0	2-4-1	24-26					
1991-92	3-0-1	2-0-1	5-0-2	36-19					
1992-93	3-0-1	2-1-0	5-1-1	35-19					
1993-94	1-0-1	1-1-0	2-1-1	21-13					



# ST. LOUIS BLUES

WEBSITE: [stlouisblues.com](http://stlouisblues.com)

## Blues vs. Penguins

**All-time scorer vs. Pittsburgh:** Bernie Federko (41gp, 20-36-56)

**All-time Pittsburgh scorer vs. St. Louis:** Mario Lemieux (26gp, 25-33-58)

**Longest St. Louis win streak vs. Pittsburgh:** 5, Dec. 5, 1981-Oct. 4, 1983; Jan. 2, 1973-Dec. 28, 1973

**Longest Pittsburgh win streak vs. St. Louis:** 4, Jan. 26, 1998-Jan. 19, 2000; Feb. 3, 1972-Nov. 22, 1972

**Longest St. Louis undefeated streak vs. Pittsburgh:** 13, Oct. 28, 1982-Mar. 28, 1984 (12-0-1)

**Longest Pittsburgh undefeated streak vs. St. Louis:** 5, Nov. 1, 2008-Jan. 24, 2012 (3-0-2)

**Last St. Louis win at home:** Jan. 18, 2016 (5-2) (0-0-0 since last win)

**Last Pittsburgh win at home:** Nov. 25, 2015 (4-3 OT) (0-0-0 since last win)

**Last St. Louis win at Pittsburgh:** Mar. 24, 2015 (3-2 OT) (0-0-1 since last win)

**Last Pittsburgh win at St. Louis:** Feb. 21, 2015 (4-2) (0-1-0 since last win)

**Most goals by St. Louis vs. Pittsburgh:** 9, Oct. 18, 1989 (S, 9-3); Jan. 31, 1968 (S, 9-4)

**Most goals by Pittsburgh vs. St. Louis:** 10, Nov. 22, 1972 (P, 10-4)

**Most goals by both teams:** 14, Nov. 22, 1972 (P, 10-4)

**Last St. Louis shutout vs. Pittsburgh:** Nov. 9, 2013 (1-0) - Brian Elliott

**Last Pittsburgh shutout vs. St. Louis:** Dec. 19, 1996 (4-0) - Ken Wregget

**Last St. Louis hat trick vs. Pittsburgh:** Oct. 18, 1989 - Brett Hull

**Last Pittsburgh hat trick vs. St. Louis:** Dec. 19, 1996 - Mario Lemieux

**Last Pittsburgh trade with St. Louis:** Mar. 2, 2015 - Ian Cole to Pittsburgh in exchange for Robert Bortuzzo and a 2016 7th-round pick

**Pittsburgh's Overtime/Shootout Record vs. St. Louis:** 3-5-6

## Year By Year

YEAR	PIT	ROAD	TOTAL	GF/GA	YEAR	PIT	ROAD	TOTAL	GF/GA
<b>1967-68</b>	2-3-0	2-3-0	4-6-0	25-33	<b>1994-95</b>	Did Not Play			
<b>1968-69</b>	2-2-0	1-2-1	3-4-1	15-16	<b>1995-96</b>	1-0-0	0-1-0	1-1-0	10-7
<b>1969-70</b>	1-1-2	0-4-0	1-5-2	11-28	<b>1996-97</b>	1-0-0	1-0-0	2-0-0	8-2
<b>1970-71</b>	0-1-2	0-2-1	0-3-3	13-16	<b>1997-98</b>	1-0-0	0-1-0	1-1-0	5-6
<b>1971-72</b>	1-2-0	2-1-0	3-3-0	17-13	<b>1998-99</b>	1-0-0	1-0-0	2-0-0	6-4
<b>1972-73</b>	2-0-0	1-2-0	3-2-0	25-20	<b>1999-00</b>	1-0-0	0-0-0	1-0-0	3-1
<b>1973-74</b>	1-1-1	1-2-0	2-3-1	19-19	<b>2000-01</b>	1-0-0	0-1-0	1-1-0	8-7
<b>1974-75</b>	1-0-1	0-1-1	1-1-2	11-13	<b>2001-02</b>	0-1-0	0-0-1	0-1-1	2-6
<b>1975-76</b>	1-1-0	1-1-0	2-2-0	17-14	<b>2002-03</b>	1-0-0	0-0-0	1-0-0	2-1
<b>1976-77</b>	2-0-0	1-1-0	3-1-0	17-13	<b>2003-04</b>	0-0-0	0-0-1	0-0-1	2-3
<b>1977-78</b>	1-0-1	1-1-0	2-1-1	13-11	<b>2004-05</b>	No Season			
<b>1978-79</b>	1-0-1	1-1-0	2-1-1	16-16	<b>2005-06</b>	0-0-0	0-1-0	0-1-0	0-3
<b>1979-80</b>	1-1-0	0-1-1	1-2-1	12-14	<b>2006-07</b>	0-1-0	0-0-0	0-1-0	1-4
<b>1980-81</b>	2-0-0	0-2-0	2-2-0	19-19	<b>2007-08</b>	Did Not Play			
<b>1981-82</b>	1-0-0	0-2-0	1-2-0	9-10	<b>2008-09</b>	0-0-0	1-0-0	1-0-0	6-3
<b>1982-83</b>	0-2-0	0-1-0	0-3-0	11-16	<b>2009-10</b>	1-0-0	0-0-0	1-0-0	5-1
<b>1983-84</b>	0-0-1	0-2-0	0-2-1	7-11	<b>2010-11</b>	0-0-0	0-0-1	0-0-1	0-1
<b>1984-85</b>	1-1-0	0-1-0	1-2-0	10-15	<b>2011-12</b>	0-0-1	1-0-0	1-0-1	4-5
<b>1985-86</b>	0-1-0	2-0-0	2-1-0	16-11	<b>2012-13</b>	Did Not Play			
<b>1986-87</b>	1-0-1	0-0-1	1-0-2	13-12	<b>2013-14</b>	0-1-0	0-1-0	0-2-0	1-3
<b>1987-88</b>	0-1-0	0-2-0	0-3-0	10-22	<b>2014-15</b>	0-0-1	1-0-0	1-0-1	6-5
<b>1988-89</b>	1-0-1	0-1-0	1-1-1	15-9	<b>2015-16</b>	1-0-0	0-1-0	1-1-0	6-8
<b>1989-90</b>	0-1-0	0-2-0	0-3-0	10-16	<b>TOTALS</b>	<b>34-22-14</b>	<b>18-44-9</b>	<b>52-66-23</b>	<b>438-470</b>
<b>1990-91</b>	1-1-0	0-1-0	1-2-0	9-10					
<b>1991-92</b>	1-0-0	0-1-0	1-1-0	5-7					
<b>1992-93</b>	1-0-0	0-1-0	1-1-0	12-10					
<b>1993-94</b>	0-0-1	0-0-1	0-0-2	6-6					



# SAN JOSE SHARKS

WEBSITE: [sanjoshesharks.com](http://sanjoshesharks.com)

## Sharks vs. Penguins

**All-time scorer vs. Pittsburgh:** Patrick Marleau (24gp, 10-8-18)

**All-time Pittsburgh scorer vs. San Jose:** Mario Lemieux (14gp, 17-32-49)

**Longest San Jose win streak vs. Pittsburgh:** 5, Dec. 12, 2002-Oct. 28, 2008

**Longest Pittsburgh win streak vs. San Jose:** 5, Dec. 5, 1991-Mar. 23, 1993

**Longest San Jose undefeated streak vs. Pittsburgh:** 6, Jan. 15, 1999-Jan. 30, 2002 (5-0-1)

**Longest Pittsburgh undefeated streak vs. San Jose:** 8, Dec. 5, 1991-Nov. 10, 1995 (6-0-2)

**Last San Jose win at home:** Mar. 9, 2015 (2-1 SO) (0-1-0 since last win)

**Last Pittsburgh win at home:** Mar. 29, 2015 (3-2 SO) (0-1-0 since last win)

**Last San Jose win at Pittsburgh:** Nov. 21, 2015 (3-1) (0-0-0 since last win)

**Last Pittsburgh win at San Jose:** Dec. 1, 2015 (5-1) (0-0-0 since last win)

**Most goals by San Jose vs. Pittsburgh:** 10, Jan. 13, 1996 (S, 10-8)

**Most goals by Pittsburgh vs. San Jose:** 10, Dec. 17, 1991 (P, 10-2)

**Most goals by both teams:** 18, Jan. 13, 1996 (S, 10-8)

**Last San Jose shutout vs. Pittsburgh:** Nov. 7, 2009 (5-0) – Evgeni Nabokov

**Last Pittsburgh shutout vs. San Jose:** Dec. 13, 1996 (4-0) – Patrick Lalime

**Last San Jose hat trick vs. Pittsburgh:** Jan. 13, 1996 – Ray Sheppard

**Last Pittsburgh hat trick vs. San Jose:** Nov. 10, 1995 – Ron Francis

**Last Pittsburgh trade with San Jose:** June 30, 2013 – 2013 second-round draft pick to Pittsburgh in exchange for Tyler Kennedy

**Pittsburgh's Overtime/Shootout Record vs. San Jose:** 2-1-6

## Year By Year

YEAR	PIT	ROAD	TOTAL	GF/GA
1991-92	1-0-0	2-0-0	3-0-0	25-5
1992-93	1-0-0	1-0-0	2-0-0	16-6
1993-94	0-0-1	0-0-1	0-0-2	5-5
1994-95	Did Not Play			
1995-96	0-1-0	1-0-0	1-1-0	17-11
1996-97	1-0-0	1-0-0	2-0-0	7-1
1997-98	0-1-0	1-0-0	1-1-0	7-5
1998-99	0-0-0	0-1-0	0-1-0	2-3
1999-00	0-1-0	0-0-1	0-1-1	3-6
2000-01	0-0-0	0-1-0	0-1-0	2-3
2001-02	0-1-0	0-1-0	0-2-0	3-11
2002-03	1-0-0	0-1-0	1-1-0	6-6
2003-04	0-0-0	0-1-0	0-1-0	2-4
2004-05	No Season			
2005-06	Did Not Play			
2006-07	0-0-0	0-1-0	0-1-0	2-3
2007-08	0-0-1	0-0-0	0-0-1	1-1
2008-09	1-0-0	0-1-0	1-1-0	2-3
2009-10	0-0-0	0-1-0	0-1-0	0-5
2010-11	0-0-1	0-0-0	0-0-1	2-3
2011-12	0-0-0	0-0-1	0-0-1	3-3
2012-13	Did Not Play			
2013-14	1-0-0	0-1-0	1-1-0	8-6
2014-15	1-0-0	0-0-1	1-0-1	3-3
2015-16	0-1-0	1-0-0	1-1-0	6-4
<b>TOTALS</b>	<b>7-5-3</b>	<b>7-9-4</b>	<b>14-14-7</b>	<b>122-97</b>



# TAMPA BAY LIGHTNING

WEBSITE: [tampabaylightning.com](http://tampabaylightning.com)

## Lightning vs. Penguins

**All-time scorer vs. Pittsburgh:** Vincent Lecavalier (52gp, 27-18-45) / Martin St. Louis (49gp, 15-30-45)

**All-time Pittsburgh scorer vs. Tampa Bay:** Evgeni Malkin (31gp, 19-23-42)

**Longest Tampa Bay win streak vs. Pittsburgh:** 12, Nov. 8, 2003-Feb. 27, 2007

**Longest Pittsburgh win streak vs. Tampa Bay:** 10, Jan. 15, 2012-Dec. 15, 2014

**Longest Tampa Bay undefeated streak vs. Pittsburgh:** 12, Nov. 8, 2003-Feb. 27, 2007 (12-0-0)

**Longest Pittsburgh undefeated streak vs. Tampa Bay:** 10, Jan. 15, 2012-Dec. 15, 2014 (10-0-0)

**Last Tampa Bay win at home:** Feb. 5, 2016 (6-3) [0-0-0 since last win]

**Last Pittsburgh win at home:** Jan. 2, 2015 (6-3) [0-1-0 since last win]

**Last Tampa Bay win at Pittsburgh:** Feb. 20, 2016 (4-2) [0-0-0 since last win]

**Last Pittsburgh win at Tampa Bay:** Nov. 29, 2013 (3-0) [0-2-1 since last win]

**Most goals by Tampa Bay vs. Pittsburgh:** 9, Nov. 8, 2003 (T, 9-0)

**Most goals by Pittsburgh vs. Tampa Bay:** 10, Nov. 1, 1995 (P, 10-0)

**Most goals by both teams:** 11, Nov. 6, 1999 (T, 7-4); Dec. 21, 1993 (P, 8-3)

**Last Tampa Bay shutout vs. Pittsburgh:** Mar. 31, 2010 (2-0) – Mike Smith

**Last Pittsburgh shutout vs. Tampa Bay:** Nov. 29, 2013 (3-0) – Marc-Andre Fleury

**Last Tampa Bay hat trick vs. Pittsburgh:** Jan. 15, 2016 – Vladislav Namestnikov

**Last Pittsburgh hat trick vs. Tampa Bay:** Oct. 12, 2013 – Sidney Crosby

**Last Pittsburgh trade with Tampa Bay:** June 28, 2008 – 2009 third-round draft pick to Pittsburgh in exchange for the rights to Ryan Malone and Gary Roberts

**Pittsburgh's Overtime/Shootout Record vs. Tampa Bay:** 4-4-7

## Year By Year

YEAR	PIT	ROAD	TOTAL	GF/GA
1992-93	0-0-1	1-0-0	1-0-1	8-7
1993-94	2-0-0	1-1-0	3-1-0	18-10
1994-95	1-1-0	1-0-0	2-1-0	13-10
1995-96	2-0-0	1-1-0	3-1-0	18-9
1996-97	1-1-0	0-1-1	1-2-1	18-16
1997-98	1-0-1	2-0-0	3-0-1	14-4
1998-99	2-0-0	2-1-0	4-1-0	15-10
1999-00	1-1-0	0-2-0	1-3-0	10-14
2000-01	2-0-0	0-1-1	2-1-1	9-10
2001-02	2-0-0	0-1-1	2-1-1	11-9
2002-03	1-0-1	1-1-0	2-1-1	12-12
2003-04	0-2-0	0-2-0	0-4-0	4-23
2004-05	No Season			
2005-06	0-1-1	0-2-0	0-3-1	6-12
2006-07	0-0-2	0-2-0	0-2-2	8-14
2007-08	1-1-0	2-0-0	3-1-0	10-6
2008-09	1-1-0	2-0-0	3-1-0	13-10
2009-10	1-1-0	1-1-0	2-2-0	7-7
2010-11	2-0-0	0-2-0	2-2-0	17-9
2011-12	2-0-0	1-1-0	3-1-0	19-10
2012-13	2-0-0	1-0-0	3-0-0	15-9
2013-14	1-0-0	2-0-0	3-0-0	12-7
2014-15	2-0-0	0-1-0	2-1-0	13-9
2015-16	0-1-0	0-1-1	0-2-1	9-15
<b>TOTALS</b>	<b>27-10-6</b>	<b>18-21-4</b>	<b>45-31-10</b>	<b>279-242</b>



# TORONTO MAPLE LEAFS

WEBSITE: [torontomapleleafs.com](http://torontomapleleafs.com)

## Maple Leafs vs. Penguins

**All-time scorer vs. Pittsburgh:** Darryl Sittler [53gp, 29-37-66]

**All-time Pittsburgh scorer vs.**

**Toronto:** Mario Lemieux [33gp, 31-40-71]

**Longest Toronto win streak vs.**

**Pittsburgh:** 5, Dec. 10, 2002-Feb. 16, 2004

**Longest Pittsburgh win streak vs.**

**Toronto:** 7, Nov. 27, 2013-Oct. 31, 2015

**Longest Toronto undefeated streak vs. Pittsburgh:** 8, Jan. 13, 1968-Mar. 1, 1969 [4-0-4]

**Longest Pittsburgh undefeated streak vs. Toronto:**

8, Nov. 27, 2013-Present [7-0-1]

**Last Toronto win at home:**

Oct. 26, 2013 [4-1] [0-3-0 since last win]

**Last Pittsburgh win at home:**

Oct. 17, 2015 [2-1] [0-0-1 since last win]

**Last Toronto win at Pittsburgh:**

Dec. 30, 2015 [3-2 SO] [0-0-0 since last win]

**Last Pittsburgh win at Toronto:** Oct. 31, 2015 [4-0] [0-0-0 since last win]

**Most goals by Toronto vs. Pittsburgh:**

9, Jan. 7, 1980 [T, 9-5]

**Most goals by Pittsburgh vs. Toronto:**

12, Dec. 26, 1991 [P, 12-1]

**Most goals by both teams:**

15, Feb. 21, 1991 [P, 11-4]

**Last Toronto shutout vs. Pittsburgh:**

Feb. 1, 2012 [1-0] – James Reimer

**Last Pittsburgh shutout vs. Toronto:**

Oct. 31, 2015 [4-0] – Marc-Andre Fleury

**Last Toronto hat trick vs. Pittsburgh:**

Mar. 5, 1980 – Darryl Sittler

**Last Pittsburgh hat trick vs. Toronto:**

Nov. 26, 2014 – Blake Comeau

**Last Pittsburgh trade with Toronto:**

July 1, 2015 – Phil Kessel, Tim Erixon, Tyler Biggs and a 2016 second-round pick to Pittsburgh in exchange for Nick Spaling, Kasper Kapanen, Scott Harrington, a 2016 first-round pick and a 2016 third-round pick

**Pittsburgh's Overtime/Shootout Record vs. Toronto:** 8-6-4

## Year By Year

YEAR	PIT	ROAD	TOTAL	GF/GA	YEAR	PIT	ROAD	TOTAL	GF/GA
<b>1967-68</b>	1-0-1	1-1-0	2-1-1	9-14	<b>1994-95</b>	Did Not Play			
<b>1968-69</b>	0-2-1	0-1-2	0-3-3	11-19	<b>1995-96</b>	1-0-0	0-1-0	1-1-0	9-7
<b>1969-70</b>	1-0-2	1-2-0	2-2-2	14-19	<b>1996-97</b>	1-0-0	1-0-0	2-0-0	12-8
<b>1970-71</b>	2-1-0	0-2-1	2-3-1	18-18	<b>1997-98</b>	1-0-0	1-0-0	2-0-0	8-1
<b>1971-72</b>	1-2-0	1-2-0	2-4-0	13-14	<b>1998-99</b>	1-1-0	1-1-0	2-2-0	13-13
<b>1972-73</b>	2-1-0	0-1-1	2-2-1	18-17	<b>1999-00</b>	2-0-0	1-0-1	3-0-1	14-8
<b>1973-74</b>	0-2-0	1-1-1	1-3-1	13-20	<b>2000-01</b>	1-1-0	0-1-0	1-2-0	10-12
<b>1974-75</b>	2-0-0	2-1-0	4-1-0	31-21	<b>2001-02</b>	1-1-0	1-1-0	2-2-0	6-10
<b>1975-76</b>	3-0-0	1-1-0	4-1-0	32-18	<b>2002-03</b>	0-2-0	1-1-0	1-3-0	9-18
<b>1976-77</b>	1-1-0	1-0-2	2-1-2	19-16	<b>2003-04</b>	0-2-0	1-1-0	1-3-0	9-19
<b>1977-78</b>	1-2-0	2-0-0	3-2-0	17-22	<b>2004-05</b>	No Season			
<b>1978-79</b>	1-1-0	0-2-0	1-3-0	10-19	<b>2005-06</b>	0-1-1	0-1-1	0-2-2	7-12
<b>1979-80</b>	1-1-0	1-1-0	2-2-0	18-20	<b>2006-07</b>	2-0-0	1-0-1	3-0-1	22-13
<b>1980-81</b>	1-1-0	0-1-1	1-2-1	15-16	<b>2007-08</b>	1-1-0	1-1-0	2-2-0	16-15
<b>1981-82</b>	0-1-1	0-0-1	0-1-2	10-12	<b>2008-09</b>	1-1-0	0-2-0	1-3-0	13-19
<b>1982-83</b>	1-0-0	0-2-0	1-2-0	8-15	<b>2009-10</b>	1-1-0	2-0-0	3-1-0	16-11
<b>1983-84</b>	1-1-0	0-0-1	1-1-1	8-7	<b>2010-11</b>	1-1-0	1-0-1	2-1-1	15-14
<b>1984-85</b>	0-1-0	2-0-0	2-1-0	12-9	<b>2011-12</b>	2-0-0	0-2-0	2-2-0	10-11
<b>1985-86</b>	2-0-0	1-0-0	3-0-0	18-9	<b>2012-13</b>	0-1-0	2-0-0	2-1-0	9-10
<b>1986-87</b>	1-0-0	0-2-0	1-2-0	12-13	<b>2013-14</b>	2-0-0	0-1-0	2-1-0	9-10
<b>1987-88</b>	1-1-0	1-0-0	2-1-0	9-9	<b>2014-15</b>	1-0-0	2-0-0	3-0-0	11-6
<b>1988-89</b>	1-0-0	1-1-0	2-1-0	16-10	<b>2015-16</b>	1-0-1	1-0-0	2-0-1	8-3
<b>1989-90</b>	1-1-0	0-1-0	1-2-0	17-21	<b>TOTALS</b>	<b>48-33-8</b>	<b>34-38-15</b>	<b>82-71-23</b>	<b>627-616</b>
<b>1990-91</b>	1-0-0	1-1-0	2-1-0	20-15					
<b>1991-92</b>	2-0-0	0-1-0	2-1-0	22-8					
<b>1992-93</b>	0-0-1	0-1-0	0-1-1	5-7					
<b>1993-94</b>	0-1-0	0-0-1	0-1-1	6-8					



# VANCOUVER CANUCKS

WEBSITE: [vancouvercanucks.com](http://vancouvercanucks.com)

## Canucks vs. Penguins

**All-time scorer vs. Pittsburgh:** Don Lever (33gp, 17-17-34)

**All-time Pittsburgh scorer vs. Vancouver:** Mario Lemieux (28gp, 26-35-61)

**Longest Vancouver win streak vs. Pittsburgh:** 5, Nov. 21, 2001-Jan. 16, 2006

**Longest Pittsburgh win streak vs. Vancouver:** 9, Mar. 5, 1991-Feb. 27, 1996

**Longest Vancouver undefeated streak vs. Pittsburgh:** 8, Nov. 21, 2001-Jan. 16, 2010 (7-0-1)

**Longest Pittsburgh undefeated streak vs. Vancouver:** 9, Mar. 5, 1991-Feb. 27, 1996 (9-0-0)

**Last Vancouver win at home:** Feb. 7, 2015 (5-0) [0-1-0 since last win]

**Last Pittsburgh win at home:** Jan. 23, 2016 (5-4) [0-0-0 since last win]

**Last Vancouver win at Pittsburgh:** Dec. 4, 2014 (3-0) [0-1-0 since last win]

**Last Pittsburgh win at Vancouver:** Nov. 4, 2015 (3-2) [0-0-0 since last win]

**Most goals by Vancouver vs. Pittsburgh:** 10, Dec. 19, 1980 (V, 10-4)

**Most goals by Pittsburgh vs. Vancouver:** 9, Feb. 15, 1986 (P, 9-4); Mar. 13, 1979 (P, 9-3); Oct. 6, 1976 (P, 9-5)

**Most goals by both teams:** 14, Feb. 29, 1985 (V, 9-5); Dec. 19, 1980 (V, 10-4); Oct. 6, 1976 (P, 9-5); Mar. 16, 1974 (P, 8-6)

**Last Vancouver shutout vs. Pittsburgh:** Feb. 7, 2015 (5-0) – Ryan Miller

**Last Pittsburgh shutout vs. Vancouver:** Feb. 14, 2000 (3-0) – Jean-Sebastien Aubin

**Last Vancouver hat trick vs. Pittsburgh:** Jan. 23, 2016 – Jannik Hanson

**Last Pittsburgh hat trick vs. Vancouver:** Jan. 23, 2016 – Evgeni Malkin

**Last Pittsburgh trade with Vancouver:** July 28, 2015 – Nick Bonino, Adam Clendening and a 2016 second-round draft pick to Pittsburgh in exchange for Brandon Sutter and a 2016 third-round draft pick

**Pittsburgh's Overtime/Shootout Record vs. Vancouver:** 7-1-4

## Year By Year

YEAR	PIT	ROAD	TOTAL	GF/GA	YEAR	PIT	ROAD	TOTAL	GF/GA
1970-71	3-0-0	1-1-1	4-1-1	24-15	1997-98	1-0-0	1-0-0	2-0-0	10-8
1971-72	2-1-0	2-1-0	4-2-0	21-20	1998-99	1-0-0	0-0-1	1-0-1	8-7
1972-73	2-1-0	1-1-0	3-2-0	18-14	1999-00	1-0-0	0-0-0	1-0-0	3-0
1973-74	2-0-0	2-1-0	4-1-0	27-16	2000-01	0-0-0	1-0-0	1-0-0	4-2
1974-75	2-0-0	1-1-0	3-1-0	18-15	2001-02	0-1-0	0-1-0	0-2-0	3-9
1975-76	1-0-1	1-1-0	2-1-1	16-15	2002-03	0-1-0	0-0-0	0-1-0	2-3
1976-77	1-0-1	1-1-0	2-1-1	16-10	2003-04	0-0-0	0-0-1	0-0-1	3-4
1977-78	1-1-0	0-1-1	1-2-1	16-16	2004-05	No Season			
1978-79	1-1-0	2-0-0	3-1-0	24-16	2005-06	0-1-0	0-0-0	0-1-0	2-4
1979-80	1-0-1	1-1-0	2-1-1	13-12	2006-07	Did Not Play			
1980-81	0-1-1	0-2-0	0-3-1	13-23	2007-08	0-0-0	1-0-0	1-0-0	1-1
1981-82	1-0-0	1-0-1	2-0-1	13-10	2008-09	0-1-0	0-0-0	0-1-0	1-3
1982-83	1-1-0	0-1-0	1-2-0	10-17	2009-10	0-0-0	0-1-0	0-1-0	2-6
1983-84	0-1-0	1-1-0	1-2-0	12-14	2010-11	1-0-0	0-0-0	1-0-0	3-1
1984-85	2-0-0	0-1-0	2-1-0	17-14	2011-12	0-0-0	1-0-0	1-0-0	3-3
1985-86	1-0-0	1-1-0	2-1-0	18-11	2012-13	Did Not Play			
1986-87	0-0-2	1-0-0	1-0-2	11-5	2013-14	1-0-0	1-0-0	2-0-0	7-7
1987-88	1-0-0	0-2-0	1-2-0	10-14	2014-15	0-1-0	0-1-0	0-2-0	0-8
1988-89	1-1-0	1-0-0	2-1-0	14-12	2015-16	1-0-0	1-0-0	2-0-0	8-6
1989-90	1-0-0	0-2-0	1-2-0	10-13	<b>TOTALS</b>	<b>36-13-7</b>	<b>27-24-5</b>	<b>63-37-12</b>	<b>441-390</b>
1990-91	1-0-1	0-1-0	1-1-1	9-7					
1991-92	1-0-0	1-0-0	2-0-0	11-6					
1992-93	1-0-0	1-0-0	2-0-0	10-3					
1993-94	1-0-0	1-0-0	2-0-0	8-5					
1994-95	Did Not Play								
1995-96	1-0-0	1-0-0	2-0-0	15-9					
1996-97	1-0-0	0-1-0	1-1-0	7-6					



# WASHINGTON CAPITALS

WEBSITE: [washingtoncapitals.com](http://washingtoncapitals.com)

## Capitals vs. Penguins

**All-time scorer vs. Pittsburgh:** Mike Gartner (60gp, 39-36-75)

**All-time Pittsburgh scorer vs. Washington:** Mario Lemieux (61gp, 51-50-101)

**Longest Washington win streak vs. Pittsburgh:** 9, Dec. 2, 1984-Nov. 20, 1985

**Longest Pittsburgh win streak vs. Washington:** 8, Jan. 22, 2012-Mar. 11, 2014

**Longest Washington undefeated streak vs. Pittsburgh:** 16, Oct. 25, 1983-Nov. 20, 1985 [15-0-1]

**Longest Pittsburgh undefeated streak vs. Washington:** 8; Jan. 22, 2012-Mar. 11, 2014 [8-0-0]; Dec. 11, 2006-Mar. 9, 2008 [7-0-1]; Nov. 28, 1992-Nov. 26, 1993 [6-0-2]

**Last Washington win at home:** Mar. 1, 2016 [3-2] [0-0-1 since last win]

**Last Pittsburgh win at home:** Mar. 20, 2016 [6-2] [0-0-0 since last win]

**Last Washington win at Pittsburgh:** Dec. 14, 2015 [4-1] [0-1-0 since last win]

**Last Pittsburgh win at Washington:** Apr. 7, 2016 [4-3 OT] [0-0-0 since last win]

**Most goals by Washington vs. Pittsburgh:** 9, Mar. 1, 1984 [W, 9-1]; Dec. 2, 1984 [W, 9-1]

**Most goals by Pittsburgh vs. Washington:** 12, Mar. 15, 1975 [P, 12-1]

**Most goals by both teams:** 15, Oct. 11, 1988 [P, 8-7]

**Last Washington shutout vs. Pittsburgh:** Jan. 28, 2015 [4-0] – Braden Holtby

**Last Pittsburgh shutout vs. Washington:** Mar. 11, 2014 [2-0] – Marc-Andre Fleury

**Last Washington hat trick vs. Pittsburgh:** Feb. 7, 2010 – Alex Ovechkin

**Last Pittsburgh hat trick vs. Washington:** Feb. 3, 2013 – Chris Kunitz (4)

**Last Pittsburgh trade with Washington:** June 4, 2012 – Tomas Vokoun to Pittsburgh in exchange for a 2012 seventh-round draft pick

**Pittsburgh's Overtime/Shootout Record vs. Washington:** 12-5-11

## Year By Year

YEAR	PIT	ROAD	TOTAL	GF/GA	YEAR	PIT	ROAD	TOTAL	GF/GA
1974-75	3-0-0	2-1-0	5-1-0	36-13	2001-02	2-0-0	0-0-2	2-0-2	16-11
1975-76	2-1-0	2-0-1	4-1-1	36-23	2002-03	1-1-0	0-2-0	1-3-0	8-13
1976-77	1-2-0	0-2-1	1-4-1	16-22	2003-04	2-0-0	0-2-0	2-2-0	13-12
1977-78	0-2-1	1-2-0	1-4-1	15-20	2004-05	No Season			
1978-79	2-1-1	2-2-0	4-3-1	32-28	2005-06	2-0-0	1-1-0	3-1-0	22-14
1979-80	2-0-0	1-1-0	3-1-0	16-10	2006-07	2-0-0	2-0-0	4-0-0	13-9
1980-81	0-1-1	2-0-0	2-1-1	18-14	2007-08	1-0-1	2-0-0	3-0-1	15-11
1981-82	2-1-1	3-1-0	5-2-1	40-33	2008-09	0-2-0	1-1-0	1-3-0	11-18
1982-83	1-2-0	0-3-1	1-5-1	23-36	2009-10	0-2-0	0-0-2	0-2-2	13-20
1983-84	0-4-0	1-2-0	1-6-0	12-28	2010-11	0-2-0	1-1-0	1-3-0	3-9
1984-85	0-2-1	0-4-0	0-6-1	20-44	2011-12	1-0-1	1-1-0	2-1-1	8-8
1985-86	1-3-0	0-3-0	1-6-0	22-27	2012-13	2-0-0	1-0-0	3-0-0	13-6
1986-87	3-0-0	1-3-0	4-3-0	30-26	2013-14	2-0-0	2-0-0	4-0-0	13-5
1987-88	3-0-1	2-1-0	5-1-1	32-23	2014-15	0-2-0	1-1-0	1-3-0	5-13
1988-89	2-1-0	2-2-0	4-3-0	31-35	2015-16	1-1-0	2-1-0	3-2-0	16-13
1989-90	3-1-0	2-1-0	5-2-0	34-28	<b>TOTALS</b>	<b>58-38-9</b>	<b>46-50-12</b>	<b>104-88-21</b>	<b>766-745</b>
1990-91	2-1-0	2-1-1	4-2-1	29-26					
1991-92	1-2-0	1-3-0	2-5-0	21-35					
1992-93	3-0-0	2-1-1	5-1-1	32-22					
1993-94	1-1-0	0-1-1	1-2-1	14-18					
1994-95	1-1-0	1-1-0	2-2-0	10-11					
1995-96	2-0-0	1-1-0	3-1-0	12-8					
1996-97	2-0-0	1-1-0	3-1-0	14-11					
1997-98	0-1-1	1-0-1	1-1-2	9-9					
1998-99	2-0-0	0-2-0	2-2-0	17-12					
1999-00	2-0-0	1-0-1	3-0-1	12-8					
2000-01	1-1-0	1-1-0	2-2-0	14-13					



# WINNIPEG JETS

WEBSITE: [winnipegjets.com](http://winnipegjets.com) | Franchise played as Atlanta Thrashers from 1999-00 to 2010-11

## Jets vs. Penguins

**All-time scorer vs. Pittsburgh:** Ilya Kovalchuk (28gp, 18-15-33)

**All-time Pittsburgh scorer vs.**

**Winnipeg:** Sidney Crosby (28gp, 15-32-47)

**Longest Winnipeg win streak vs.**

**Pittsburgh:** 3, Nov. 9, 2005-Jan. 7, 2006

**Longest Pittsburgh win streak vs.**

**Winnipeg:** 14, Jan. 27, 2000-Nov. 22, 2002

**Longest Winnipeg undefeated streak**

**vs. Pittsburgh:** 6, Nov. 9, 2005-Dec. 27, 2006 (5-0-1)

**Longest Pittsburgh undefeated streak vs. Winnipeg:**

14, Jan. 31, 2000-Nov. 22, 2002 (14-0-0)

**Last Winnipeg win at home:** Dec. 27,

2015 (1-0) (0-0-0 since last win)

**Last Pittsburgh win at home:**

Feb. 27, 2016 (4-1) (0-0-0 since last win)

**Last Winnipeg win at Pittsburgh:**

Dec. 27, 2006 (4-2) (0-13-2 since last win)

**Last Pittsburgh win at Winnipeg:**

Nov. 6, 2014 (4-3 SO) (0-1-0 since last win)

**Most goals by Winnipeg vs.**

**Pittsburgh:** 7, Dec. 20, 2003 (A, 7-4)

**Most goals by Pittsburgh vs.**

**Winnipeg:** 8, Mar. 20, 2012 (P, 8-4); Feb. 11, 2012 (P, 8-5)

**Most goals by both teams:**

13, Feb. 11, 2012 (P, 8-5)

**Last Winnipeg shutout vs.**

**Pittsburgh:** Apr. 10, 2010 (1-0) – Johan Hedberg

**Last Pittsburgh shutout vs.**

**Winnipeg:** Dec. 27, 2015 (1-0) – Connor Hellebuyck

**Last Winnipeg hat trick vs.**

**Pittsburgh:** Jan. 6, 2006 – Ilya Kovalchuk

**Last Pittsburgh hat trick vs.**

**Winnipeg:** Mar. 20, 2012 – James Neal

**Last Pittsburgh trade with Winnipeg:**

Feb. 13, 2013 – 2013 seventh-round draft pick to Pittsburgh in exchange for Eric Tangradi

**Pittsburgh's Overtime/Shootout**


**Record vs. Winnipeg:** 6-1-2

## Year By Year

YEAR	PIT	ROAD	TOTAL	GF/GA
1999-00	2-0-0	2-0-0	4-0-0	16-7
2000-01	2-0-0	2-0-0	4-0-0	19-8
2001-02	2-0-0	2-0-0	4-0-0	17-9
2002-03	1-0-1	2-0-0	3-0-1	12-7
2003-04	1-1-0	1-1-0	2-2-0	14-18
2004-05	No Season			
2005-06	1-1-0	0-2-0	1-3-0	14-20
2006-07	1-1-0	1-0-1	2-1-1	11-11
2007-08	2-0-0	0-1-1	2-1-1	10-8
2008-09	2-0-0	2-0-0	4-0-0	18-8
2009-10	2-0-0	1-1-0	3-1-0	12-8
2010-11	2-0-0	2-0-0	4-0-0	18-9
2011-12	2-0-0	1-1-0	3-1-0	21-12
2012-13	1-0-0	1-1-0	2-1-0	9-5
2013-14	1-0-0	1-0-0	2-0-0	10-7
2014-15	1-0-0	1-0-0	2-0-0	8-6
2015-16	1-0-0	0-1-0	1-1-0	4-2
<b>TOTALS</b>	<b>24-3-1</b>	<b>19-8-2</b>	<b>43-11-3</b>	<b>213-145</b>



# HISTORY





# All-Time Team

## Mario Lemieux - 66




### Center, 1984-97, 2000-06

Arguably the greatest player in NHL history ... Won six NHL scoring titles, three league MVP awards, two Conn Smythe Trophies as playoff MVP and captained two Stanley Cup champions as a player ... All-time team leader in goals (690), assists (1,033), points (1,723), power-play goals (236), shorthanded goals (49), shots (3,633), overtime goals (11) and

games played (915) ... Set club single-season records of 85 goals, 114 assists, 199 points and 31 power-play goals in 1988-89 ... Scored at least 160 points four times and at least 69 goals four times ... Only player in NHL history to score a goal five different ways in the same game – even strength, power play, shorthanded, penalty shot and empty net (Dec. 31, 1988 vs. New Jersey) ... Recorded 40 career hat tricks, including nine in 1988-89 season alone ... Scored five goals in a game three times and eight points twice ... Set team playoff records with five goals, eight points vs. Philadelphia on April 25, 1989 ... Three-time MVP of NHL All-Star Game ... Led ownership group that bought team out of bankruptcy in September, 1999 and won Stanley Cup as an owner in 2009 and again in 2016.

## Ron Francis - 10



### Center, 1991-98

Outstanding two-way center helped Penguins to back-to-back Cups ... Ranks fifth on all-time team list in assists (449) and sixth in points (613) ... Scored at least 90 points in a season four times and at least 100 points twice ... Scored career-high 119 points in 1995-96 (27G-92A) ... Only Penguins player other than Mario Lemieux to record more

than 90 assists in a season ... Won NHL's Selke Trophy as best defensive forward in 1995 and won Lady Byng Trophy for sportsmanship in 1995 and '98 ... Team captain in 1994-95 and 1997-98.

## Jaromir Jagr - 68



### Right Wing, 1990-2001

Won five NHL scoring titles and one league MVP award as a member of the Penguins ... Was named First-Team NHL All-Star six times ... Ranks second on all-time Penguins lists in goals (439), assists (640), points (1,079), power-play goals (110) and games played (806) ... All-time team leader in game-winning goals (78) ... Only Penguins player other than

Mario Lemieux to score more than 60 goals in a season (62 in 1995-96) ... Recorded career-high 149 points (62G-87A) in 1995-96 ... Member of 1991 and 1992 Cup champions.


## Rick Kehoe - 17



### Right Wing, 1974-85

Ranks fifth on all-time team list in points (636) and in goals (312), and fourth in games played (722) ... His 55 goals in 1980-81 set a new team record at the time and stood until Mario Lemieux broke it in 1987-88 ... Won NHL's Lady Byng Trophy for sportsmanship in 1981 ... Later served as scout, assistant coach and head coach.


## Kevin Stevens - 25



### Left Wing, 1987-95, 2001

Dominating power forward topped 40 goals four times and 50 goals twice ... Ranks seventh all-time in goals (260), eighth in points (555) and ninth in assists (295) ... Key member of back-to-back Cup champs in 1991 and '92, and set team record with 17 playoff goals in 1991 ... Set club records for points by a left wing with 123 in 1991-92 and goals by a

left wing with 55 in 1992-93 ... Had 106 points in 103 playoff games.

**Jean Pronovost - 19****Right Wing, 1968-78**

Patrolled right side of the “Century Line” with Syl Apps and Lowell MacDonald ... Fourth on all-time Penguins list in goals (316), third in games played (753), and seventh all-time in points (603) ... Became first Penguin to score 50 goals in a season March 24, 1976 vs. Boston, recording 52 goals, 104 points in 1975-76 ... Scored at least 40 goals in four

different seasons with Penguins ... Led team in scoring in back-to-back seasons from 1976-78.

**Paul Coffey - 77****Defense, 1987-92**

Blazing skater who set single-season club records for defensemen with 30 goals, 83 assists and 113 points in 1988-89 ... Only defenseman in team history to score 100 points, and did it twice ... Quarterbacked power play for Penguins' first Cup championship team in 1991 ... Ranks seventh all-time in assists (332), 11th all-time in points

(440) despite playing only five seasons in Pittsburgh ... Averaged well over a point a game with 440 points in 331 games.

**Larry Murphy - 55****Defense, 1990-95**

Cerebral defenseman played key role on back-to-back Stanley Cup champions in 1991 and '92 ... Rang up 22 goals, 85 points during dominating 1992-93 season, when he was named NHL Second-Team All-Star ... Notched 38 points in 48 games in 1994-95 and again was named NHL Second-Team All-Star ... Career totals of 78 goals, 223 assists, 301

points in 336 games as a Penguin.

**Ulf Samuelsson - 5****Defense, 1991-95**


Nasty defenseman who anchored blue line for back-to-back Stanley Cup champions in 1991 and '92 ... Had legendary playoff battles with Boston's Cam Neely ... Impact can't be determined by statistics, but he contributed 11 goals, 83 assists, 94 points in 277 games – with 804 penalty minutes ... Scored Cup-winning goal in Game 6 of 1991 Final at

Minnesota.

**Tom Barrasso - 35****Goaltender, 1988-00**

Backstopped Penguins to Stanley Cups in 1991 and '92 ... Second all-time in wins (226), shutouts (22) and games played (460) ... Recorded 8-0 shutout over Minnesota in clinching game of 1991 Cup Final ... Posted 43-14-5 record with a 3.01 goals-against average in 1992-93 to help team win its first Presidents' Trophy with best regular-season

record ... Career record of 226-153-53 with 3.27 GAA.

**Syl Apps - 26****Center, 1970-77**

Member of the “Century Line” with Jean Pronovost and Lowell MacDonald ... Led team in scoring for three straight seasons from 1971-74 ... Scored career-high 99 points in 1975-76 (32G-67A) ... Named MVP of 1975 NHL All-Star Game ... Ranks sixth on all-time Penguins list in assists (349), ninth in points (500).

**Joe Mullen - 7**



**Right Wing, 1990-95, 1996-97**

Won two Stanley Cups as a Penguin and ranked third in scoring on 1992 Cup team with 42 goals, 87 points ... Amazing feat: Scored four goals in back-to-back games in 1991-92 ... Recorded 33 goals in 1992-93, 38 in 1993-94 ... Became first U.S.-born player to score 500th NHL goal March 14, 1997 vs. Colorado (Patrick Roy) ... Later served as

assistant coach.

**Dave Burrows - 4**



**Defense, 1971-78, 1980-82**

One of the most dependable defensive defensemen in club history and a mainstay of the 1970s Penguins ... Third all-time in games played among Penguins defensemen (573) ... Represented Penguins in the 1974 and 1976 NHL All-Star Games ... Posted career numbers of 24 goals, 108 assists, 132 points.


**MARK RECCHI - 8/18**



**Right Wing, 1988-92, 2005-07**

Helped Penguins win franchise's first Stanley Cup in 1991, ranking second on team with 24 assists and 34 points during playoffs ... Led team with 40 goals and 113 points during '91 regular season ... Had three tours of duty with the team ... Posted career numbers of 154 goals, 231 assists and 385 points.


**Les Binkley - 30**



**Goaltender, 1967-72**

Original Penguin ... Posted 20 wins and 2.88 GAA in team's first season, 1967-68 ... Also recorded six shutouts, a single-season record that stood for 30 years until Tom Barrasso broke it in 1997-98 ... Reached double figures in wins in first four seasons with expansion team ... Played 196 career games with 3.12 GAA.

**Pierre Larouche - 10**



**Center, 1974-77**

"Lucky Pierre" became first player in Penguins history to record 100 points in a season March 24, 1976 vs. Boston ... Set team records at the time with 53 goals, 111 points in 1975-76 ... That followed rookie season when he notched 31 goals, 68 points ... Averaged more than a point a game in parts of four seasons (253 points in 240 games)

and recorded four hat tricks.

**ALL-TIME TEAM BUILDERS**

- Jack Riley
- Craig Patrick
- "Badger" Bob Johnson
- Ed Johnston
- Scotty Bowman

- Herb Brooks
- Ed DeBartolo Sr.
- Mike Lange
- Vince Lascheid
- John Barbero

- AT Caggiano
- Frank Sciuilli
- Elaine Heufelder
- Charles "Chip" Burke



# All-Time Team

## HONORABLE MENTIONS

### Randy Carlyle - 25




#### Defense, 1978-84

Won Norris Trophy as NHL's top defenseman in 1980-81 and remains the only Penguin ever to win the Norris ... Had 16 goals, 67 assists for 83 points in trophy-winning season ... Reached double figures in goals for three straight seasons from 1980-83 ... Team captain 1981-84 ... Pittsburgh career totals of 66 goals, 257 assists, 323

points in 397 games.

### Ron Stackhouse - 3




#### Defense, 1973-82

Underrated and sometimes underappreciated defenseman ... Scored career-high 71 points with 11 goals, 60 assists in 1975-76 ... Set a team record for defensemen with 15 goals in 1974-75 (since broken) ... Still shares team record with six assists in a game and four in a period vs. Philadelphia, March 8, 1975 ... Holds team

record with 14 shots vs. Washington, April 3, 1976 ... Ranks ninth all-time in shots with 1,342.


### Rick Tocchet - 22/92



#### Right Wing, 1992-94

Power forward acquired during 1991-92 season helped team to win its second Cup ... Had 15 goals, 37 points in 32 playoff games over three seasons ... Rang up 48 goals, 61 assists, 109 points in 1992-93 as part of dominating line with Mario Lemieux and Kevin Stevens ... Line had 172 goals, 380 points that season.


### Lowell MacDonald - 18



#### Left Wing, 1970-78

Member of the "Century Line" with Syl Apps and Jean Pronovost ... Had career-high 43 goals, 82 points in 1973-74 ... Topped 30-goal mark three times ... Scored 134 goals in four seasons from 1972-76 ... Won NHL's Masterton Trophy for dedication and perseverance in 1973 ... Career totals of 140 goals, 166 assists, 306 points in 328 games.

### Martin Straka - 82



#### Center/Left Wing, 1992-95, 1997-03

Ranks ninth on all-time team list in goals (165) and 10th in points (442) ... Set career highs with 35 goals in 1998-99 and 68 assists, 95 points in 2000-01 ... Tied team record with two fastest goals by the same player (seven seconds) vs. Edmonton, Feb. 11, 2000.

# OPENERS

## Home (25-14-9)

Oct. 13, 2015	vs. Montreal	2-3	L
<b>Oct. 9, 2014</b>	<b>vs. Anaheim</b>	<b>6-4</b>	<b>W</b>
<b>Oct. 3, 2013</b>	<b>vs. New Jersey</b>	<b>3-0</b>	<b>W</b>
Jan. 23, 2013	vs. Toronto	2-5	L
Oct. 11, 2011	vs. Florida	4-2	W
<b>Oct. 7, 2010</b>	<b>vs. Philadelphia</b>	<b>2-3</b>	<b>L</b>
<b>Oct. 2, 2009</b>	<b>vs. NY Rangers</b>	<b>3-2</b>	<b>W</b>
Oct. 11, 2008	vs. New Jersey	1-2	L*
Oct. 6, 2007	vs. Anaheim	5-4	W
<b>Oct. 5, 2006</b>	<b>vs. Philadelphia</b>	<b>4-0</b>	<b>W</b>
Oct. 8, 2005	vs. Boston	6-7	L*
<b>Oct. 10, 2003</b>	<b>vs. Los Angeles</b>	<b>0-3</b>	<b>L</b>
<b>Oct. 10, 2002</b>	<b>vs. Toronto</b>	<b>0-6</b>	<b>L</b>
<b>Oct. 10, 2001</b>	<b>vs. Colorado</b>	<b>1-3</b>	<b>L</b>
Oct. 13, 2000	vs. Tampa Bay	3-2	W
Oct. 8, 1999	vs. Colorado	3-3	T*
Oct. 17, 1998	vs. NY Rangers	3-3	T*
<b>Oct. 1, 1997</b>	<b>vs. Los Angeles</b>	<b>3-3</b>	<b>T*</b>
<b>Oct. 5, 1996</b>	<b>vs. Tampa Bay</b>	<b>3-4</b>	<b>L*</b>
<b>Oct. 7, 1995</b>	<b>vs. Toronto</b>	<b>8-3</b>	<b>W</b>
Jan. 27, 1995	vs. Ottawa	5-4	W
Oct. 7, 1993	vs. Montreal	2-1	W*
<b>Oct. 6, 1992</b>	<b>vs. Philadelphia</b>	<b>3-3</b>	<b>T*</b>
Oct. 6, 1991	vs. Philadelphia	2-2	T*
Oct. 7, 1990	vs. New Jersey	7-4	W
Oct. 10, 1989	vs. Winnipeg	5-1	W
Oct. 11, 1988	vs. Washington	8-7	W
Oct. 13, 1987	vs. Buffalo	8-3	W
<b>Oct. 9, 1986</b>	<b>vs. Washington</b>	<b>5-4</b>	<b>W</b>
<b>Oct. 10, 1985</b>	<b>vs. Montreal</b>	<b>3-5</b>	<b>L</b>
Oct. 17, 1984	vs. Vancouver	4-3	W
Oct. 8, 1983	vs. NY Rangers	1-6	L
Oct. 9, 1982	vs. NY Rangers	3-5	L
Oct. 10, 1981	vs. Quebec	2-1	W
Oct. 11, 1980	vs. Winnipeg	5-4	W
<b>Oct. 10, 1979</b>	<b>vs. Winnipeg</b>	<b>4-2</b>	<b>W</b>
<b>Oct. 11, 1978</b>	<b>vs. Toronto</b>	<b>2-3</b>	<b>L</b>

## Road (21-19-8)

<b>Oct. 8, 2015</b>	<b>at Dallas</b>	<b>0-3</b>	<b>L</b>
Oct. 11, 2014	at Toronto	5-2	W
Oct. 11, 2013	at Florida	3-6	L
<b>Jan. 19, 2013</b>	<b>at Philadelphia</b>	<b>3-1</b>	<b>W</b>
<b>Oct. 6, 2011</b>	<b>at Vancouver</b>	<b>4-3</b>	<b>W*</b>
Oct. 11, 2010	at New Jersey	3-1	W
Oct. 3, 2009	at NY Islanders	4-3	W*
Oct. 20, 2008	at Boston	2-1	W*
<b>Oct. 5, 2007</b>	<b>at Carolina</b>	<b>1-4</b>	<b>L</b>
Oct. 12, 2006	at NY Rangers	6-5	W
<b>Oct. 5, 2005</b>	<b>at New Jersey</b>	<b>1-5</b>	<b>L</b>
Oct. 11, 2003	at Philadelphia	3-3	T*
Oct. 14, 2002	at Toronto	5-4	W
Oct. 14, 2001	at Buffalo	1-4	L
Oct. 19, 2000	at Ottawa	3-3	T*
<b>Oct. 1, 1999</b>	<b>at Dallas</b>	<b>4-6</b>	<b>L</b>
<b>Oct. 10, 1998</b>	<b>at NY Islanders</b>	<b>4-3</b>	<b>W</b>
Oct. 3, 1997	at Carolina	4-3	W
Oct. 8, 1996	at Hartford	3-7	L
Oct. 9, 1995	at Colorado	6-6	T*
<b>Jan. 20, 1995</b>	<b>at Tampa Bay</b>	<b>5-3</b>	<b>W</b>
<b>Oct. 5, 1993</b>	<b>at Philadelphia</b>	<b>3-4</b>	<b>L</b>
Oct. 10, 1992	at Montreal	3-3	T*
<b>Oct. 4, 1991</b>	<b>at Buffalo</b>	<b>5-4</b>	<b>W</b>
<b>Oct. 5, 1990</b>	<b>at Washington</b>	<b>7-4</b>	<b>W</b>
<b>Oct. 5, 1989</b>	<b>at Boston</b>	<b>4-5</b>	<b>L</b>
<b>Oct. 7, 1988</b>	<b>at Washington</b>	<b>6-4</b>	<b>W</b>
<b>Oct. 8, 1987</b>	<b>at NY Rangers</b>	<b>4-4</b>	<b>T*</b>
Oct. 12, 1986	at Chicago	4-1	W
Oct. 16, 1985	at Chicago	5-5	T*
<b>Oct. 11, 1984</b>	<b>at Boston</b>	<b>3-4</b>	<b>L</b>
<b>Oct. 4, 1983</b>	<b>at St. Louis</b>	<b>3-5</b>	<b>L</b>
<b>Oct. 5, 1982</b>	<b>at New Jersey</b>	<b>3-3</b>	<b>T</b>
<b>Oct. 6, 1981</b>	<b>at St. Louis</b>	<b>2-6</b>	<b>L</b>
<b>Oct. 9, 1980</b>	<b>at Philadelphia</b>	<b>4-7</b>	<b>L</b>
Oct. 14, 1979	at Boston	4-1	W
Oct. 12, 1978	at Boston	2-8	L

Season Openers in **Bold**  
**RECORD IN SEASON OPENERS (22-20-6)**

\*= overtime game

2000 Season Opener played against Nashville in Japan (3-1 loss)  
 2008 Season Opener played against Ottawa in Sweden (4-3 OT win)

**Home (25-14-9)**

<b>Oct. 12, 1977</b>	<b>vs. St. Louis</b>	<b>4-2</b>	<b>W</b>
<b>Oct. 6, 1976</b>	<b>vs. Vancouver</b>	<b>9-5</b>	<b>W</b>
Oct. 11, 1975	vs. Washington	7-5	W
Oct. 12, 1974	vs. Detroit	7-2	W
Oct. 13, 1973	vs. NY Rangers	2-8	L
<b>Oct. 7, 1972</b>	<b>vs. Los Angeles</b>	<b>4-2</b>	<b>W</b>
<b>Oct. 9, 1971</b>	<b>vs. Philadelphia</b>	<b>3-2</b>	<b>W</b>
<b>Oct. 10, 1970</b>	<b>vs. Buffalo</b>	<b>1-2</b>	<b>L</b>
<b>Oct. 11, 1969</b>	<b>vs. California</b>	<b>2-2</b>	<b>T</b>
<b>Oct. 12, 1968</b>	<b>vs. Montreal</b>	<b>1-1</b>	<b>T</b>
<b>Oct. 11, 1967</b>	<b>vs. Montreal</b>	<b>1-2</b>	<b>L</b>

**Road (21-19-8)**

Oct. 14, 1977	at Washington	1-2	L
Oct. 7, 1976	at Montreal	1-10	L
<b>Oct. 7, 1975</b>	<b>at Washington</b>	<b>4-2</b>	<b>W</b>
<b>Oct. 9, 1974</b>	<b>at Minnesota</b>	<b>4-2</b>	<b>W</b>
<b>Oct. 12, 1973</b>	<b>at Atlanta</b>	<b>4-3</b>	<b>W</b>
Oct. 11, 1972	at St. Louis	5-2	W
Oct. 10, 1971	at Buffalo	1-2	L
Oct. 15, 1970	at Minnesota	2-4	L
Oct. 19, 1969	at Boston	0-4	L
Oct. 16, 1968	at Toronto	2-2	T
Oct. 13, 1967	at St. Louis	3-1	W

Season Openers in **Bold****RECORD IN SEASON OPENERS (22-20-6)**

\* = overtime game

2000 Season Opener played against Nashville in Japan (3-1 loss)

2008 Season Opener played against Ottawa in Sweden (4-3 OT win)

# SEASON RECORDS

## Overall

SEASON	GP	W	L	T	OTL	OT	PTS	GF	GA	FINISHED
1967-68	74	27	34	13	--	--	67	195	216	5th, West
1968-69	76	20	45	11	--	--	51	189	252	5th, West
1969-70	76	26	38	12	--	--	64	182	238	2nd, West
1970-71	78	21	37	20	--	--	62	221	240	6th, West
1971-72	78	26	38	14	--	--	66	220	258	4th, West
1972-73	78	32	37	9	--	--	73	257	265	5th, West
1973-74	78	28	41	9	--	--	65	242	273	5th, West
1974-75	80	37	28	15	--	--	89	326	289	3rd, Norris
1975-76	80	35	33	12	--	--	82	339	303	3rd, Norris
1976-77	80	34	33	13	--	--	81	240	252	3rd, Norris
1977-78	80	25	37	18	--	--	68	254	321	4th, Norris
1978-79	80	36	31	13	--	--	85	281	279	2nd, Norris
1979-80	80	30	37	13	--	--	73	251	303	3rd, Norris
1980-81	80	30	37	13	--	--	73	302	345	3rd, Norris
1981-82	80	31	36	13	--	--	75	310	337	4th, Patrick
1982-83	80	18	53	9	--	--	45	257	394	6th, Patrick
1983-84	80	16	58	6	--	--	38	254	390	6th, Patrick
1984-85	80	24	51	5	--	--	53	276	385	6th, Patrick
1985-86	80	34	38	8	--	--	76	313	305	5th, Patrick
1986-87	80	30	38	12	--	--	72	297	290	5th, Patrick
1987-88	80	36	35	9	--	--	81	319	316	6th, Patrick
1988-89	80	40	33	7	--	--	87	347	349	2nd, Patrick
1989-90	80	32	40	8	--	--	72	318	359	5th, Patrick
1990-91	80	41	33	6	--	--	88	342	305	1st, Patrick
1991-92	80	39	32	9	--	--	87	343	308	3rd, Patrick
1992-93	84	56	21	7	--	--	119	367	268	1st, Patrick
1993-94	84	44	27	13	--	--	101	299	285	1st, Northeast
1994-95	48	29	16	3	--	--	61	181	158	2nd, Northeast
1995-96	82	49	29	4	--	--	102	362	284	1st, Northeast
1996-97	82	38	36	8	--	--	84	285	280	2nd, Northeast



## Overall

SEASON	GP	W	L	T	OTL	OT	PTS	GF	GA	FINISHED
1997-98	82	40	24	18	--	--	98	228	188	1st, Northeast
1998-99	82	38	30	14	--	--	90	242	225	3rd, Atlantic
1999-00	82	37	31	8	6	--	88	241	236	3rd, Atlantic
2000-01	82	42	28	9	3	--	96	281	256	3rd, Atlantic
2001-02	82	28	41	8	5	--	69	198	249	5th, Atlantic
2002-03	82	27	44	6	5	--	65	189	255	5th, Atlantic
2003-04	82	23	47	8	4	--	58	190	303	5th, Atlantic
2005-06	82	22	46	--	--	14	58	243	310	5th, Atlantic
2006-07	82	47	24	--	--	11	105	267	240	2nd, Atlantic
2007-08	82	47	27	--	--	8	102	240	212	1st, Atlantic
2008-09	82	45	28	--	--	9	99	258	233	2nd, Atlantic
2009-10	82	47	28	--	--	7	101	249	235	2nd, Atlantic
2010-11	82	49	25	--	--	8	106	228	196	2nd, Atlantic
2011-12	82	51	25	--	--	6	108	273	218	2nd, Atlantic
2012-13	48	36	12	--	--	0	72	162	119	1st, Atlantic
2013-14	82	51	24	--	--	7	109	242	204	1st, Metropolitan
2014-15	82	43	27	--	--	12	98	217	204	4th, Metropolitan
2015-16	82	48	26	--	--	8	104	241	199	2nd, Metropolitan

## Home

SEASON	GP	W	L	T	OT	RT	PTS
1967-68	37	15	12	10	--	--	40
1968-69	38	12	20	6	--	--	30
1969-70	38	17	13	8	--	--	42
1970-71	39	18	12	9	--	--	45
1971-72	39	18	15	6	--	--	42
1972-73	39	24	11	4	--	--	52
1973-74	39	15	18	6	--	--	36
1974-75	40	25	5	10	--	--	60
1975-76	40	23	11	6	--	--	52
1976-77	40	22	12	6	--	--	50
1977-78	40	16	15	9	--	--	41
1978-79	40	23	12	5	--	--	51
1979-80	40	20	13	7	--	--	47
1980-81	40	21	16	3	--	--	45
1981-82	40	21	11	8	--	--	50
1982-83	40	14	22	4	--	--	32
1983-84	40	7	29	4	--	--	18
1984-85	40	17	20	3	--	--	37
1985-86	40	20	15	5	--	--	45
1986-87	40	19	15	6	--	--	44
1987-88	40	22	12	6	--	--	50
1988-89	40	24	13	3	--	--	51
1989-90	40	22	15	3	--	--	47
1990-91	40	25	12	3	--	--	53
1991-92	40	21	13	6	--	--	48
1992-93	42	32	6	4	--	--	68
1993-94	42	25	9	8	--	--	58
1994-95	24	18	5	1	--	--	37
1995-96	41	32	9	0	--	--	64
1996-97	41	25	11	5	--	--	55
1997-98	41	21	10	10	--	--	52
1998-99	41	21	10	10	--	--	52
1999-00	41	23	11	7	--	0	53
2000-01	41	24	15	2	--	0	50
2001-02	41	16	20	4	--	1	37
2002-03	41	15	22	2	--	2	34
2003-04	41	13	22	6	--	0	32
2005-06	41	12	21	--	8	--	32

**Home**

SEASON	GP	W	L	T	OT	RT	PTS
2006-07	41	26	10	--	5	--	57
2007-08	41	26	10	--	5	--	57
2008-09	41	25	13	--	3	--	53
2009-10	41	25	12	--	4	--	54
2010-11	41	25	14	--	2	--	52
2011-12	41	29	10	--	2	--	60
2012-13	24	18	6	--	0	--	36
2013-14	41	28	9	--	4	--	60
2014-15	41	23	14	--	4	--	50
2015-16	41	26	11	--	4	--	56

## Road

SEASON	GP	W	L	T	OT	RT	PTS
1967-68	37	12	22	3	--	--	27
1968-69	38	8	25	5	--	--	21
1969-70	38	9	25	4	--	--	22
1970-71	39	3	25	11	--	--	17
1971-72	39	8	23	8	--	--	24
1972-73	39	8	26	5	--	--	21
1973-74	39	13	23	3	--	--	29
1974-75	40	12	23	5	--	--	29
1975-76	40	12	22	6	--	--	30
1976-77	40	12	21	7	--	--	31
1977-78	40	9	22	9	--	--	27
1978-79	40	13	19	8	--	--	34
1979-80	40	10	24	6	--	--	26
1980-81	40	9	21	10	--	--	28
1981-82	40	10	25	5	--	--	25
1982-83	40	4	31	5	--	--	13
1983-84	40	9	29	2	--	--	20
1984-85	40	7	31	2	--	--	16
1985-86	40	14	23	3	--	--	31
1986-87	40	11	23	6	--	--	28
1987-88	40	14	23	3	--	--	31
1988-89	40	16	20	4	--	--	36
1989-90	40	10	25	5	--	--	25
1990-91	40	16	21	3	--	--	35
1991-92	40	18	19	3	--	--	39
1992-93	42	24	15	3	--	--	51
1993-94	42	19	18	5	--	--	43
1994-95	24	11	11	2	--	--	24
1995-96	41	17	20	4	--	--	38
1996-97	41	13	25	3	--	--	29
1997-98	41	19	14	8	--	--	46
1998-99	41	17	20	4	--	--	38
1999-00	41	14	20	1	--	6	35
2000-01	41	18	13	7	--	3	46
2001-02	41	12	21	4	--	4	32
2002-03	41	12	22	4	--	3	31
2003-04	41	10	25	2	--	4	26
2005-06	41	10	25	--	6	--	26

**Road**

<b>SEASON</b>	<b>GP</b>	<b>W</b>	<b>L</b>	<b>T</b>	<b>OT</b>	<b>RT</b>	<b>PTS</b>
2006-07	41	21	14	--	6	--	48
2007-08	41	21	17	--	3	--	45
2008-09	41	20	15	--	6	--	46
2009-10	41	22	16	--	3	--	47
2010-11	41	24	11	--	6	--	54
2011-12	41	22	15	--	4	--	48
2012-13	24	18	6	--	0	--	36
2013-14	41	23	15	--	3	--	49
2014-15	41	20	13	--	8	--	48
2015-16	41	22	15	--	4	--	48

# FORMER PENGUINS

## FORWARDS/DEFENSEMEN

Player	POS	#	YEARS	REGULAR SEASON					PLAYOFFS				
				GP	G	A	PTS	PIM	GP	G	A	PTS	PIM
<b>A</b>													
Ramzi Abid	LW	34/19	2003-04	19	3	2	5	29	--	--	--	--	--
Craig Adams	C	27	2009-15	453	18	53	71	300	77	7	5	12	64
Peter Ahola	D	6	1992-93	22	0	1	1	14	--	--	--	--	--
Brad Aitken	LW	17/35	1987-88/ 90-91	11	1	2	3	25	--	--	--	--	--
Peter Allen	D	39/38	1995-96	8	0	0	0	8	--	--	--	--	--
Russ Anderson	D	7	1976-82	353	15	77	92	684	10	0	3	3	28
Paul Andrea	RW	22	1967-69	90	18	27	45	4	--	--	--	--	--
Greg Andrusak	D	4/36/37/ 28/49	1993-96/ 1999	19	0	5	5	12	12	1	0	1	6
Lou Angotti	C	7	1968-69	71	17	20	37	36	--	--	--	--	--
Shawn Antoski	LW	11	1996	13	0	0	0	49	--	--	--	--	--
Syl Apps	C	26	1970-78	495	151	349	500	241	19	4	4	8	23
John Arbour	D	3	1968-69	17	0	2	2	35	--	--	--	--	--
Mark Arcobello	C	26	2015	10	0	2	2	2	--	--	--	--	--
Colby Armstrong	RW	20	2005-08	181	37	61	98	175	5	0	1	1	11
Chuck Arnason	RW	9	1973-76	149	46	40	86	50	9	2	4	6	4
Arron Asham	RW	45	2010-12	108	10	17	27	122	10	3	1	4	12
Don Awrey	D	24	1976-77	79	1	12	13	40	3	0	1	1	0
<b>B</b>													
Wayne Babych	RW	10/26	1984-85	67	20	34	54	35	--	--	--	--	--
Matthew Barnaby	RW	36	1999-01	129	15	18	33	399	24	0	2	2	64
Stu Barnes	C	20/14	1996-99	204	67	69	136	66	11	3	4	7	2
Doug Barrie	D	23	1968-69	8	1	1	2	8	--	--	--	--	--
Len Barrie	C	9	1994-96	53	3	11	14	84	4	1	0	1	8
Andy Bathgate	RW	9	1967-68/ 70-71	150	35	68	103	89	--	--	--	--	--
Nolan Baumgartner	D	6	2003	5	0	0	0	2	--	--	--	--	--
Paul Baxter	D	4	1980-83	202	25	69	94	851	10	0	1	1	42
Kris Beech	C	16/24	2001-04/ 2008	100	10	17	27	59	--	--	--	--	--
Roger Belanger	C	24	1984-85	44	3	5	8	32	--	--	--	--	--
Neil Belland	D	22	1986-87	3	0	1	1	0	--	--	--	--	--
Beau Bennett	RW	19	2013-16	129	16	29	45	32	21	2	4	6	8
Harvey Bennett	C	28	1974-75	32	3	3	6	53	--	--	--	--	--
Josef Beranek	LW	15/18	1996-97/ 00-01	91	16	19	35	65	29	0	5	5	8
Drake Berehowsky	D	6/44/55	1995-96/ 03-04	52	5	16	21	63	1	0	0	0	0

Player	POS	#	YEARS	REGULAR SEASON					PLAYOFFS				
				GP	G	A	PTS	PIM	GP	G	A	PTS	PIM
Yves Bergeron	RW	20/27	1974-75/ 76-77	3	0	0	0	0	--	--	--	--	--
Marc Bergevin	D	3/25	2000-01/ 02-03/ 03-04	157	4	17	21	89	12	0	1	1	2
Stefan Bergkvist	D	33/3	1995-97	7	0	0	0	9	4	0	0	0	2
Rick Berry	D	6	2002	13	0	2	2	21	--	--	--	--	--
Nick Beverley	D	25	1973-74	67	2	14	16	21	--	--	--	--	--
Wayne Bianchin	LW	14	1973-79	264	68	41	109	130	3	0	1	1	6
Larry Bignell	D	23/24	1973-75	20	0	3	3	2	3	0	0	0	2
Paul Bissonnette	D/RW	67/16	2008-09	15	0	1	1	22	--	--	--	--	--
Scott Bjugstad	RW	27	1988-89	24	3	0	3	4	--	--	--	--	--
Bob Blackburn	D	4	1969-71	124	8	12	20	105	6	0	0	0	4
Tom Bladon	D	2	1978-80	135	6	29	35	99	8	0	5	5	2
Mike Blaisdell	RW	26	1985-87	76	16	15	31	38	--	--	--	--	--
Doug Bodger	D	3/33	1984-88	299	35	132	167	292	--	--	--	--	--
Eric Boguniecki	RW	18/23	2005-06	38	5	6	11	29	--	--	--	--	--
Patrick Boileau	D	5	2003-04	16	3	4	7	8	--	--	--	--	--
Leo Boivin	D	2	1967-69	114	14	26	40	100	--	--	--	--	--
Brian Bonin	C	17	1999	5	0	0	0	0	3	0	0	0	0
Dennis Bonvie	RW	16	1999-01	31	0	0	0	80	--	--	--	--	--
Robert Bortuzzo	D	41	2011-15	113	4	16	20	171	8	0	1	1	4
Joel Bouchard	D	39	2003	7	0	1	1	0	--	--	--	--	--
Philippe Boucher	D	43	2008-09	25	3	3	6	24	9	1	3	4	4
Bob Boughner	D	6	2000-01	69	2	3	5	216	29	0	3	3	37
Chris Bourque	LW	12	2009	20	0	3	3	10	--	--	--	--	--
Phil Bourque	LW/D	2/4/29	1983-84/ 85-92	344	75	89	164	435	56	13	12	25	107
Pat Boutette	LW	15	1981-84	247	65	109	174	548	5	3	1	4	8
Zach Boychuk	LW	17	2013	7	0	0	0	2	--	--	--	--	--
Randy Boyd	D	8	1981-83	84	4	17	21	126	3	0	0	0	11
Wally Boyer	C	18	1968-72	203	32	62	94	81	10	1	2	3	0
Matt Bradley	RW	8	2003-04	82	7	9	16	65	--	--	--	--	--
Tim Brent	C	47	2008	1	0	0	0	0	--	--	--	--	--
Andy Brickley	LW	23	1983-85	95	25	35	60	19	--	--	--	--	--
Michel Briere	C	21	1969-70	76	12	32	44	20	10	5	3	8	17
Doug Brown	RW	24	1993-95	77	18	37	55	18	6	0	0	0	2
Greg Brown	D	34	1993-94	36	3	8	11	28	6	0	1	1	4
Rob Brown	RW	44	1987-91/ 97-00	414	150	192	342	392	41	9	10	19	34
Kelly Buchberger	RW	7	2003-04	71	1	3	4	109	--	--	--	--	--
Mike Bullard	C	22	1980-86	382	185	175	360	388	9	4	4	8	4
Ted Bulley	LW	26/24	1983-84	26	3	2	5	12	--	--	--	--	--
Charlie Burns	C	9	1968-69	76	13	38	51	22	--	--	--	--	--
Robin Burns	LW	25/20/10	1970-73	41	0	5	5	32	--	--	--	--	--

Player	POS	#	YEARS	REGULAR SEASON					PLAYOFFS				
				GP	G	A	PTS	PIM	GP	G	A	PTS	PIM
Dave Burrows	D	4/8	1971-78/ 80-82	573	24	108	132	301	20	1	3	4	16
Rod Buskas	D	7	1982-89/ 1990	431	16	48	64	959	10	0	0	0	23
Sven Butenschon	D	48/22	1997-2001	33	0	1	1	14	--	--	--	--	--
<b>C</b>													
Eric Cairns	D	33	2006-07	28	1	0	1	92	--	--	--	--	--
Jock Callander	RW	14/36	1987-90/ 91-92	101	21	28	49	114	22	3	8	11	12
Colin Campbell	D	6	1974-76/ 77-79	243	14	52	66	517	19	2	7	9	51
Dave Capuano	RW	15	1989-90	6	0	0	0	2	--	--	--	--	--
Luca Caputi	LW	61/39	2009-10	9	2	1	3	6	--	--	--	--	--
Steve Cardwell	LW	15/20	1970-73	53	9	11	20	35	4	0	0	0	2
Randy Carlyle	D	25	1978-84	397	66	257	323	582	22	6	8	14	41
Gene Carr	C	28	1977-78	70	17	37	54	76	--	--	--	--	--
Tom Cassidy	C	25/11	1977	26	3	4	7	15	--	--	--	--	--
Jay Caufield	RW	16	1988-93	194	3	7	10	714	14	0	0	0	30
John Chabot	C	9	1984-87	216	36	98	134	26	--	--	--	--	--
Blair Chapman	RW	9	1976-79	227	48	51	99	71	10	2	1	3	9
Todd Charlesworth	D	2/6/27/34	1983-88	86	3	9	12	41	--	--	--	--	--
Marc Chorney	D	16/24	1980-83	139	5	18	23	151	7	0	1	1	2
Taylor Chorney	D	44	2014-15	7	0	0	0	0	5	0	0	0	2
Tom Chorske	LW	17	1999-00	33	1	5	6	2	--	--	--	--	--
Erik Christensen	C	16	2005-08	143	33	33	66	88	4	0	0	0	6
Jeff Christian	LW	34/28/72	1995-97	15	2	2	4	15	--	--	--	--	--
Jeff Chychrun	D	6	1992	18	0	1	1	37	--	--	--	--	--
Kim Clackson	D	6	1979-80	45	0	3	3	166	3	0	0	0	37
Adam Clendening	D	2	2015-16	9	0	1	1	10	--	--	--	--	--
Paul Coffey	D	77	1987-92	331	108	332	440	573	23	4	22	26	37
Blake Comeau	LW	17	2014-15	61	16	15	31	65	5	1	0	1	8
Mike Comrie	C	19	2010-11	21	1	5	6	18	--	--	--	--	--
Chris Conner	RW	16/18/23	2009-11; 13-14	87	13	11	24	12	8	1	0	1	0
Matt Cooke	LW	24	2008-13	352	67	83	150	416	58	5	16	21	95
Rene Corbet	LW	9	2000-01	47	9	9	18	57	24	2	1	3	21
Mike Corrigan	LW	27	1976-78	98	22	39	61	46	2	0	0	0	0
Jacques Cossette	RW	20/27	1975-76/ 77-79	64	8	6	14	29	3	0	1	1	4
Ryan Craig	C	23	2011	6	0	0	0	22	--	--	--	--	--
Cory Cross	D	4	2006	6	0	1	1	6	--	--	--	--	--
Bruce Crowder	RW	28	1984-85	26	4	7	11	23	--	--	--	--	--
Greg Crozier	LW	32	2000-01	1	0	0	0	0	--	--	--	--	--
John Cullen	C	11	1988-91/ 94-95	262	88	184	272	399	20	3	8	11	36
Randy Cunneyworth	LW	15	1985-89	295	101	115	216	513	11	3	5	8	26



Player	POS	#	YEARS	REGULAR SEASON					PLAYOFFS				
				GP	G	A	PTS	PIM	GP	G	A	PTS	PIM
<b>D</b>													
Matt D'Agostini	RW	22	2013	8	0	1	1	4	--	--	--	--	--
Chris Dahlquist	D	2/4	1985-90	195	10	26	36	219	2	0	0	0	0
Alexandre Daigle	RW	11	2002-03	33	4	3	7	8	--	--	--	--	--
J.J. Daigneault	D	36	1996-97	66	6	17	23	59	17	1	9	10	36
Jeff Daniels	LW	43/18/20	1990-94	134	8	11	19	36	12	3	2	5	0
Kim Davis	LW	16/22/30	1977-81	34	5	7	12	47	4	0	0	0	0
Billy Dea	LW	14	1967-69	139	26	20	46	12	--	--	--	--	--
Nelson DeBenedet	LW	23	1974-75	31	6	3	9	11	--	--	--	--	--
Dean DeFazio	LW	12	1983-84	22	0	2	2	28	--	--	--	--	--
Gilbert Delorme	D	27	1989-90	54	3	7	10	44	--	--	--	--	--
Ab DeMarco	D	5	1974	42	9	13	22	8	--	--	--	--	--
Larry Depalma	LW	12	1993-94	7	1	0	1	5	1	0	0	0	0
Simon Despres	D	47	2011-15	144	5	28	33	120	6	0	0	0	2
Bob Dillabough	LW	15	1967-68	61	7	12	19	20	--	--	--	--	--
Gord Dineen	D	5	1988-92	117	2	10	12	173	11	0	2	2	8
Bobby Dollas	D	8	1998-99/ 2001	75	2	8	10	64	13	1	0	1	6
Robert Dome	C/LW	15/59	1997-2000	52	7	7	14	12	--	--	--	--	--
Shean Donovan	RW	18	2002-03	65	6	6	12	34	--	--	--	--	--
Steve Downie	RW	23	2014-15	72	14	14	28	238	5	0	2	2	4
Nick Drazenovic	C	40	2014	1	0	0	0	2	--	--	--	--	--
Justin Duberman	RW	37	1994	4	0	0	0	0	--	--	--	--	--
Ron Duguay	RW	10/35	1986-87	53	11	20	31	36	--	--	--	--	--
Micki DuPont	D	47	2006	3	0	1	1	4	--	--	--	--	--
Pascal Dupuis	LW	9	2008-16	452	109	138	247	197	77	14	19	33	44
Steve Durbano	D	7	1974-76	66	4	23	27	309	--	--	--	--	--
Steve Dykstra	D	22	1988-89	65	1	6	7	126	1	0	0	0	2
Joe Dziedzic	LW	16	1995-97	128	14	14	28	131	21	1	3	4	23
<b>E</b>													
Mike Eastwood	C	20	2003-04	82	4	15	19	40	--	--	--	--	--
Mark Eaton	D	3/7/4	2006- 10/2013	241	7	24	31	86	50	4	9	13	14
Andrew Ebbett	C	25	2013-15	33	1	6	7	2	--	--	--	--	--
Darryl Edestrand	D	25	1970-73	158	25	47	72	140	4	0	2	2	0
Tom Edur	D	2	1977-78	58	5	38	43	18	--	--	--	--	--
Christian Ehrhoff	D	10	2014-15	49	3	11	14	26	--	--	--	--	--
Nils Ekman	LW	28	2006-07	34	6	9	15	24	1	0	0	0	0
Shane Endicott	C	41/23/14	2001-02/ 05-06	45	1	2	3	47	--	--	--	--	--
Deryk Engelland	D	5	2009-14	243	13	34	47	308	13	0	1	1	22
Bryan Erickson	RW	14	1988	11	1	4	5	0	--	--	--	--	--
Bob Errey	LW	10/12	1983-93	572	132	140	272	651	49	9	4	13	51

Player	POS	#	YEARS	REGULAR SEASON					PLAYOFFS				
				GP	G	A	PTS	PIM	GP	G	A	PTS	PIM
<b>F</b>													
Pat Falloon	RW	14	2000	30	4	9	13	10	10	1	0	1	2
Bobby Farnham	LW	34/24	2014-15	14	0	0	0	29	--	--	--	--	--
Rico Fata	LW	19/9	2003-05	120	21	26	47	74	--	--	--	--	--
Mario Faubert	D	5/24/28	1974-78/ 79-82	231	21	90	111	226	10	2	2	4	6
Ruslan Fedotenko	LW	26	2008-10	145	27	42	69	94	30	7	7	14	8
Tony Feltrin	D	33	1980-83	38	3	3	6	44	--	--	--	--	--
Andrew Ference	D	7	1999-03	163	11	25	36	157	18	3	7	10	16
George Ferguson	RW	11	1978-83	310	89	106	195	162	22	4	11	15	13
Chris Ferraro	RW	47/57	1997-98	46	3	4	7	43	--	--	--	--	--
Peter Ferraro	RW	45/17	1997-98	29	3	4	7	12	--	--	--	--	--
Jonathan Filewich	RW	38/34	2007-08	5	0	0	0	10	--	--	--	--	--
Rusty Fitzgerald	LW	34/52	1994-96	25	2	2	4	12	5	0	0	0	4
John Flesch	LW	11	1978	29	7	5	12	19	--	--	--	--	--
Ron Flockhart	C	9	1983-84	80	27	23	50	44	--	--	--	--	--
Dan Focht	D	4	2003-04	64	2	6	8	124	--	--	--	--	--
Bryan Fogarty	D	33	1992-93	12	0	4	4	4	--	--	--	--	--
Val Fonteyne	LW	8	1967-72	349	39	82	121	4	14	0	2	2	2
Corey Foster	D	36/4	1995-96	11	2	2	4	2	3	0	0	0	4
Greg Fox	D	4/2	1983-85	75	4	10	14	92	--	--	--	--	--
Ron Francis	C	9/10	1991-98	533	164	449	613	295	97	32	68	100	67
Dan Frawley	RW	28	1985-90	240	33	37	70	610	--	--	--	--	--
<b>G</b>													
Maxim Galanov	D	47	1998-99	51	4	3	7	14	1	0	0	0	0
Perry Ganchar	RW	20/8	1987-89	33	2	5	7	36	--	--	--	--	--
Paul Gardner	C	20/30	1980-84	207	98	105	203	105	10	2	5	7	10
Rob Garner	C	24	1982-83	1	0	0	0	0	--	--	--	--	--
Steve Gatzos	RW	26/28	1981-85	89	15	20	35	83	1	0	0	0	0
Robert Geale	C	28	1984-85	1	0	0	0	2	--	--	--	--	--
Brian Gibbons	C	49	2013-14	41	5	12	17	6	8	2	1	3	2
Lee Giffin	RW	11/17/34	1986-88	27	1	3	4	9	--	--	--	--	--
Ed Gilbert	C	23	1976	45	1	1	2	0	--	--	--	--	--
Stan Gilbertson	LW	15	1975-77	115	19	17	36	19	3	1	1	2	2
Randy Gilhen	C	15/19	1989-91	133	20	21	41	105	16	1	0	1	14
Hal Gill	D	2	2008-09	80	3	11	14	69	44	0	3	3	18
Bob Gladney	D	33	1983-84	13	1	5	6	2	--	--	--	--	--
Tanner Glass	LW	15	2013-14	115	5	10	15	152	13	1	0	1	8
Marcel Goc	C	57	2014-15	55	2	6	8	8	9	0	1	1	4
Eric Godard	RW	28	2008-11	135	3	7	10	352	--	--	--	--	--
Dave Goertz	D	32	1987-88	2	0	0	0	2	--	--	--	--	--
Alex Goligoski	D	67/13/3	2008-11	177	23	67	90	68	15	2	8	10	2
Sergei Gonchar	D	55	2005-10	322	54	205	259	313	60	7	37	44	26

Player	POS	#	YEARS	REGULAR SEASON					PLAYOFFS				
				GP	G	A	PTS	PIM	GP	G	A	PTS	PIM
Steve Gotaas	C	16	1987-88	36	5	6	11	45	--	--	--	--	--
Pat Graham	LW	24	1981-83	62	7	13	20	71	4	0	0	0	2
Tuomas Gronman	D	42	1997-99	22	1	2	3	25	1	0	0	0	0
Scott Gruhl	LW	38	1987-88	6	1	0	1	0	--	--	--	--	--
Nate Guenin	D	2	2009	2	0	0	0	0	--	--	--	--	--
Bill Guerin	RW	13	2009-10	95	26	31	57	93	35	11	13	24	17
<b>H</b>													
Vic Hadfield	LW	11	1974-77	163	61	79	140	118	12	5	2	7	11
Anders Hakansson	LW	11	1982-83	62	9	12	21	26	--	--	--	--	--
Adam Hall	C	18/28	2007-08	46	2	4	6	24	17	3	1	4	8
Jim Hamilton	LW	13/23/28	1978-85	95	14	18	32	28	6	3	0	3	0
Dave Hannan	C	20/32	1981-88/ 88-89	355	60	88	148	530	8	0	1	1	4
Nick Harbaruk	RW	11	1969-73	308	40	61	101	257	14	3	1	4	20
Scott Harrington	D	6	2014-15	10	0	0	0	4	--	--	--	--	--
Billy Harris	C	15	1968-69	54	7	13	20	8	--	--	--	--	--
Kevin Hatcher	D	4	1996-99	220	45	95	140	193	24	4	4	8	20
Greg Hawgood	D	4	1994-95	33	2	6	8	33	1	0	0	0	0
Shawn Heins	D	57	2003	27	1	1	2	33	--	--	--	--	--
Bryan Hextall	C	7	1969-74	335	71	115	186	498	14	0	3	3	43
Billy Hicke	RW	9	1971	12	2	0	2	6	--	--	--	--	--
Alex Hicks	C	33	1996-98	113	12	28	40	130	11	0	1	1	4
Wayne Hicks	RW	16	1967-68	15	4	7	11	2	--	--	--	--	--
Andy Hilbert	C	9	2006	19	7	11	18	16	--	--	--	--	--
Randy Hillier	D	23/34	1984-91	343	13	79	92	594	17	0	1	1	73
Todd Hlushko	LW	28	1999	--	--	--	--	--	2	0	0	0	0
Brian Holzinger	C	15	2002-03	70	7	17	24	44	--	--	--	--	--
Marian Hossa	RW	18	2008	12	3	7	10	6	20	12	14	26	12
Tim Horton	D	3/24	1971-72	44	2	9	11	40	4	0	1	1	2
Greg Hotham	D	6	1982-85	170	11	63	74	118	5	0	3	3	6
Jan Hrdina	C	38	1998-03	366	79	148	227	215	40	10	14	24	22
Jiri Hrdina	C	38	1990-92	93	9	27	36	29	35	2	4	6	22
Tim Hrynewich	LW	28	1982-84	55	6	8	14	82	--	--	--	--	--
Lex Hudson	D	5	1978-79	2	0	0	0	0	2	0	0	0	0
Mike Hudson	C	14/16	1995	40	2	9	11	34	11	0	0	0	6
Pat Hughes	RW	24	1979-81	134	28	23	51	239	5	0	0	0	21
Dave Hunter	LW	20	1987-88	59	11	18	29	77	--	--	--	--	--
Matt Hussey	C	49/7/28	2004-05	16	2	2	4	0	--	--	--	--	--
Andrew Hutchinson	D	8	2010	5	0	1	1	6	--	--	--	--	--
<b>I</b>													
Jarome Iginla	RW	12	2013	13	5	6	11	9	15	4	8	12	16
Victor Ignatjev	D	46/23	1998-99	11	0	1	1	6	1	0	0	0	2
Earl Ingarfield	C	10	1967-69	90	23	37	60	16	--	--	--	--	--

Player	POS	#	YEARS	REGULAR SEASON					PLAYOFFS				
				GP	G	A	PTS	PIM	GP	G	A	PTS	PIM
<b>J</b>													
Ric Jackman	D	55/22	2004-06	74	13	39	52	60	--	--	--	--	--
Jaromir Jagr	RW	68	1990-01	806	439	640	1079	593	140	65	82	147	121
John Jakopin	D	23	2000-01	19	0	4	4	42	--	--	--	--	--
Connor James	LW	36	2007-09	14	1	0	1	2	--	--	--	--	--
Arto Javanainen	RW	19	1984-85	14	4	1	5	2	--	--	--	--	--
Dustin Jeffrey	C	42/15/17	2008-13	100	15	13	28	10	--	--	--	--	--
Grant Jennings	D	3	1991-95	210	7	21	28	357	38	1	1	2	38
Andreas Johansson	C	38	1996-98	77	7	17	24	40	1	0	0	0	0
Mathias Johansson	C	20	2003	12	1	5	6	4	--	--	--	--	--
Greg Johnson	C	20/9	1997	37	8	9	17	16	5	1	0	1	2
Jim Johnson	D	6	1985-90	390	14	95	109	658	11	0	5	5	44
Mark Johnson	C	9	1980-82	136	23	39	62	84	10	4	3	7	6
Nick Johnson	RW	42/38	2010-11	10	2	3	5	7	--	--	--	--	--
Jussi Jokinen	LW	36	2013-14	91	28	40	68	24	21	7	6	13	14
Stan Jonathan	LW	9	1982-83	19	0	3	3	13	--	--	--	--	--
Ron Jones	D	6	1973-74	25	0	3	3	15	--	--	--	--	--
Hans Jonsson	D	8	1999-03	242	10	38	48	92	27	0	1	1	14
Chris Joseph	D	22/23	1987/ 95-96	120	10	28	38	129	25	2	1	3	20
<b>K</b>													
Mark Kachowski	LW	26	1987-90	64	6	5	11	209	--	--	--	--	--
Sheldon Kannegiesser	D	6/16	1971-73	75	2	6	8	76	--	--	--	--	--
Ladislav Karabin	LW	14/37	1993-94	9	0	0	0	2	--	--	--	--	--
Darius Kasparaitis	D	26/11	1996-02	405	15	68	83	661	38	2	2	4	50
Rick Kehoe	RW	8/17	1974-85	722	312	324	636	88	37	4	17	21	2
Bob Kelly	LW	22	1974-77	250	69	85	154	462	15	6	3	9	23
Tyler Kennedy	RW	48	2007-13	372	76	92	168	181	76	12	15	27	25
Dan Kesa	RW	28/25	1998-99	67	2	8	10	27	13	1	0	1	0
Rick Kessell	C	14/15/23	1969-73	83	2	18	20	4	--	--	--	--	--
Orest Kindrachuk	C	26	1978-81	144	38	80	118	181	7	4	1	5	7
Petr Klima	RW	26/85	1996	9	1	3	4	4	--	--	--	--	--
Rob Klinkhammer	LW	20	2014-15	10	1	2	3	0	--	--	--	--	--
Chuck Kobasew	RW	12	2013-14	33	2	0	2	15	--	--	--	--	--
Konstantin Koltsov	RW	48/71	2003-06	144	12	26	38	50	--	--	--	--	--
George Konik	D	18	1967-68	52	7	8	15	26	--	--	--	--	--
Chris Kontos	C	14	1987-88	67	9	16	25	18	--	--	--	--	--
Tom Kostopoulos	RW	36/37	2001-04	79	10	16	26	76	--	--	--	--	--
Alexei Kovalev	RW	27/72	1998-03/ 2011	365	151	203	354	373	46	12	18	30	50
Milan Kraft	C	14	2000-04	207	41	41	82	52	8	0	0	0	2
Frantisek Kucera	D	26	2001	7	0	2	2	0	--	--	--	--	--
Joel Kwiatkowski	D	6	2007	1	0	0	0	0	--	--	--	--	--
Jim Kyte	D	3	1989-90	57	3	1	4	127	--	--	--	--	--

Player	POS	#	YEARS	REGULAR SEASON					PLAYOFFS				
				GP	G	A	PTS	PIM	GP	G	A	PTS	PIM
<b>L</b>													
Yvon Labre	D	15/20	1970-71/ 73-74	37	2	3	5	32	--	--	--	--	--
Dan LaCouture	LW	22/33	2001-03	137	8	13	21	157	5	0	0	0	2
Pete LaFramboise	LW	27	1975-76	35	5	13	18	8	9	1	0	1	0
Jean Guy Lagace	D	23/24	1968-69/ 72-75	106	4	20	24	119	--	--	--	--	--
Ron Lalonde	C	16	1972-74	106	10	20	30	16	--	--	--	--	--
Mitch Lamoureux	C	12	1983-85	70	12	9	21	59	--	--	--	--	--
Robert Lang	C	20	1997-02	345	103	158	261	96	45	7	12	19	6
Ted Lanyon	D	23/5	1967-68	5	0	0	0	4	--	--	--	--	--
Maxim Lapierre	C	40	2015	35	0	2	2	16	5	0	0	0	0
Georges Laraque	RW	27	2007-08	88	4	11	15	159	17	1	2	3	4
Pierre Larouche	C	10	1974-77	240	119	134	253	99	15	2	9	11	2
Brad Lauer	LW	36/14	1995-96	21	4	1	5	6	12	1	1	2	4
Janne Laukkanen	D	5	2000-03	125	11	37	48	82	29	4	6	10	24
Kevin LaVallee	LW	16	1986-87	33	8	20	28	4	--	--	--	--	--
Jamie Leach	RW	20/27	1989-92	60	7	7	14	10	--	--	--	--	--
Steve Leach	RW	23	1999-00	56	2	3	5	24	--	--	--	--	--
Patrick Lebeau	LW	18	1998-99	8	1	0	1	2	--	--	--	--	--
Bill LeCaine	RW	17	1968-69	4	0	0	0	0	--	--	--	--	--
John LeClair	LW	10	2005-06	94	24	34	58	73	--	--	--	--	--
Doug Lecuyer	LW	23	1982	12	1	4	5	12	--	--	--	--	--
Peter Lee	RW	10	1977-83	431	114	131	245	257	19	0	8	8	4
Guillaume Lefebvre	LW	33/11	2003-06	21	2	4	6	9	--	--	--	--	--
Petteri Lehto	D	8	1984-85	6	0	0	0	4	--	--	--	--	--
Bob Leiter	C	23	1971-72	78	14	17	31	18	4	3	0	3	0
Alain Lemieux	C	11	1986-87	1	0	0	0	0	--	--	--	--	--
Mario Lemieux	C	66	1984-97/ 2000-06	915	690	1033	1723	834	107	76	96	172	87
Jordan Leopold	D	4	2010	20	4	4	8	6	8	0	0	0	2
Francois Leroux	D	30/18	1995-97	165	2	14	16	356	33	1	3	4	34
Mark Letestu	C	38/10	2009-11	85	15	14	29	17	11	0	2	2	0
Pierre-Luc Leblond	RW	32	2014	1	0	0	0	0	--	--	--	--	--
Nick Libett	LW	14	1979-81	121	20	18	38	18	5	1	1	2	0
Willy Lindstrom	RW	19	1985-87	131	24	30	54	36	--	--	--	--	--
Richard Lintner	D	6	2003	19	3	2	5	10	--	--	--	--	--
Troy Loney	LW	26/11/24	1983-93	532	69	100	169	980	66	8	14	22	97
Ross Lonsberry	LW	18	1978-81	236	56	73	129	150	17	2	3	5	13
Ben Lovejoy	D	65/6/12	2008- 13/15-16	183	9	29	38	101	38	2	8	10	16
Darren Lowe	RW	35	1984	8	1	2	3	0	--	--	--	--	--
Bernie Lukowich	RW	11	1973-74	53	9	10	19	32	--	--	--	--	--
Brian Lundberg	D	2	1982-83	1	0	0	0	2	--	--	--	--	--
Ross Lupaschuk	D	34	2002	3	0	0	0	4	--	--	--	--	--

Player	POS	#	YEARS	REGULAR SEASON					PLAYOFFS				
				GP	G	A	PTS	PIM	GP	G	A	PTS	PIM
Gilles Lupien	D	2	1980-81	31	0	1	1	34	--	--	--	--	--
Jack Lynch	D	3	1972-74	64	1	25	26	61	--	--	--	--	--
Steve Lyon	D	5	1976-77	3	0	0	0	2	--	--	--	--	--
<b>M</b>													
Lowell MacDonald	LW	15/14/18	1970-78	328	140	166	306	60	15	6	4	10	8
Steve MacIntyre	LW	33	2011-13	13	0	0	0	18	--	--	--	--	--
Norm Maciver	D	37/22	1995	45	2	30	32	38	12	1	4	5	8
Rick MacLeish	LW	7/19	1981-83	46	13	17	30	30	5	1	1	2	0
Al MacNeil	D	3	1967-68	74	2	10	12	58	--	--	--	--	--
Pete Mahovlich	C	20/26	1977-79	117	39	75	114	76	2	0	1	1	0
Greg Malone	C	12	1976-83	495	143	221	364	496	18	3	5	8	32
Ryan Malone	LW	12	2003-08	299	87	82	169	301	25	6	10	16	25
Kent Manderville	C	47/26	2002-03	86	3	5	8	50	--	--	--	--	--
Jimmy Mann	RW	18	1987-88	9	0	0	0	53	--	--	--	--	--
Moe Mantha	D	20	1984-87	232	37	131	168	223	--	--	--	--	--
Paul Marshall	LW	20	1979-80	59	12	12	24	13	1	0	0	0	0
Paul Martin	D	7	2010-15	297	17	92	109	80	43	3	21	24	14
Dwight Mathiasen	RW	11/22/ 24/34	1986-88	33	1	7	8	18	--	--	--	--	--
Dick Mattiussi	LW	5	1967-69	44	0	4	4	32	--	--	--	--	--
Bryan Maxwell	D	16/5	1983-85	89	3	20	23	141	--	--	--	--	--
Pat Mayer	D	32	1987-88	1	0	0	0	4	--	--	--	--	--
Gary McAdam	LW	16	1979-81	140	27	40	67	95	12	3	3	6	9
Andrew McBain	RW	9	1989-90	41	5	9	14	51	--	--	--	--	--
Dunc McCallum	D	6/26	1967-71	185	14	35	49	228	10	1	2	3	12
Kevin McCarthy	D	24/25	1984-85	95	13	26	39	82	--	--	--	--	--
Kevin McClelland	C	18	1981-83	72	8	12	20	139	5	1	1	2	5
Keith McCreary	LW	10/21	1967-72	292	82	59	141	199	11	0	4	4	6
Ab McDonald	LW	20	1967-68	74	22	21	43	38	--	--	--	--	--
Colin McDonald	RW	38	2012	5	0	0	0	0	--	--	--	--	--
Joe McDonnell	D	2	1984-86	43	2	9	11	22	--	--	--	--	--
Al McDonough	RW	9	1972-74	152	56	74	130	46	4	0	1	1	0
Shawn McEachern	C/LW	15	1991-93/ 94-95	170	53	59	112	78	48	6	11	17	24
Jim McGeough	RW	16/22	1985-87	42	4	10	14	20	--	--	--	--	--
Jay McKee	D	74	2009-10	62	1	9	10	54	5	0	0	0	2
Steve McKenna	LW	23	2001/ 02-04	162	10	3	13	313	--	--	--	--	--
Brian McKenzie	LW	15	1971-72	6	1	1	2	4	--	--	--	--	--
Jim McKenzie	LW	33	1994-95	50	2	1	3	79	8	0	0	0	4
Dave McLlwin	C	19/26	1987-89/ 1996	108	14	14	28	48	9	0	1	1	6
Mike McMahan	D	26	1969-70	12	1	3	4	19	--	--	--	--	--
Bob McManama	D	15	1973-76	99	11	25	36	28	8	0	1	1	6

Player	POS	#	YEARS	REGULAR SEASON					PLAYOFFS				
				GP	G	A	PTS	PIM	GP	G	A	PTS	PIM
Marty McSorley	RW/D	4/33	1983-85/ 93-94	134	5	25	30	378	--	--	--	--	--
Mike Meeker	RW	8/16	1978-79	4	0	0	0	5	--	--	--	--	--
Jayson Megna	LW	59	2013-15	48	5	5	10	20	2	0	0	0	0
Ron Meighan	D	5	1982-83	41	2	6	8	16	--	--	--	--	--
Josef Melichar	D	2	2000-07	310	7	33	40	263	5	0	0	0	2
Eric Meloche	RW	72	2001-04	61	8	9	17	32	--	--	--	--	--
Zbynek Michalek	D	4	2010-12	135	7	25	32	54	13	0	2	2	0
Dave Michayluk	LW	34	1992	--	--	--	--	--	7	1	1	2	0
Kevin Miller	C	8	1996	13	6	5	11	4	18	3	2	5	8
Kip Miller	C	37	1998-01	154	26	46	72	38	13	2	7	9	19
Chris Minard	LW	39/32/23	2007-09	35	2	3	5	14	--	--	--	--	--
Dmitri Mironov	D	15	1995-96	87	4	36	40	112	15	0	1	1	10
Carl Mokosak	LW	31	1986-87	3	0	0	0	4	--	--	--	--	--
Hartland Monahan	RW	8	1977-78	7	2	0	2	2	--	--	--	--	--
Dominic Moore	C	18	2006-07	59	6	9	15	46	--	--	--	--	--
Ian Moran	D/RW	37/24	1995-03	433	19	44	63	281	61	1	6	7	20
Aleksey Morozov	RW	95	1997-04	451	84	135	219	98	39	4	5	9	8
Jim Morrison	D	26/27	1969-71	132	5	25	30	72	8	0	3	3	10
Lew Morrison	RW	16	1974-78	214	13	13	26	12	13	0	0	0	0
Brenden Morrow	LW	10	2013	15	6	8	14	19	14	2	2	4	8
Kael Moullierat	C	22	2016	1	0	0	0	2	--	--	--	--	--
Joe Mullen	RW	7	1990-95/ 96-97	379	153	172	325	101	62	16	15	31	20
Glenn Mulvena	C	45	1991	1	0	0	0	2	--	--	--	--	--
Paul Mulvey	LW	26	1981	27	1	7	8	76	--	--	--	--	--
Craig Muni	D	28	1996-97	64	0	4	4	36	3	0	0	0	0
Matt Murley	LW	22/17	2003-06	59	2	6	8	38	--	--	--	--	--
Larry Murphy	D	4/55	1990-95	336	78	223	301	213	74	15	57	72	73
Douglas Murray	D	3	2013	14	1	2	3	9	15	2	1	3	32
Glen Murray	RW	27	1995-97	135	25	26	51	81	18	2	6	8	10
Troy Murray	C	12	1995	13	0	2	2	23	12	2	1	3	12
<b>N</b>													
Markus Naslund	RW	14/29	1993-96	151	25	42	67	65	--	--	--	--	--
Alain Nasreddine	D	32	2005-08	56	1	4	5	30	--	--	--	--	--
James Neal	RW	18	2011-14	199	89	95	184	174	38	11	11	22	50
Pat Neaton	D	36	1993	9	1	1	2	12	--	--	--	--	--
Petr Nedved	C	93	1995-97	154	78	92	170	134	23	11	12	23	28
Mike Needham	RW	45/39	1992-94	81	9	5	14	16	14	2	0	2	4
Todd Nelson	D	44	1991-92	1	0	0	0	0	--	--	--	--	--
Ville Nieminen	LW	10	2002-03	88	10	14	24	101	--	--	--	--	--
Matt Niskanen	D	2	2011-14	214	19	66	85	130	39	3	12	15	25
Ted Nolan	LW	25/34	1985-86	18	1	1	2	34	--	--	--	--	--
Simon Nolet	RW	9	1975-76	39	9	8	17	2	3	0	0	0	0
Niklas Nordgren	C	15	2006	15	0	0	0	4	--	--	--	--	--

Player	POS	#	YEARS	REGULAR SEASON					PLAYOFFS				
				GP	G	A	PTS	PIM	GP	G	A	PTS	PIM
Joe Noris	D	27	1971-72	35	2	5	7	36	--	--	--	--	--
Jeff Norton	D	4/25	2000-01	32	2	10	12	20	--	--	--	--	--
Hank Nowak	LW	27	1973-74	13	0	0	0	11	--	--	--	--	--
<b>O</b>													
Lyle Odelein	D	24	2005-06	27	0	1	1	50	--	--	--	--	--
Roman Oksiuta	RW	20	1997	7	0	0	0	4	--	--	--	--	--
Fredrik Olausson	D	23	1996-98	127	13	47	60	66	10	0	4	4	2
Eddie Olczyk	LW	27/16	1997-98	68	15	18	33	41	11	3	0	3	16
Krzysztof Oliwa	LW	29	2001-02	83	1	4	5	281	5	0	0	0	16
Tom O'Regan	C	8/12	1983-86	61	5	12	17	10	--	--	--	--	--
Cal O'Reilly	C	16	2012	6	0	1	1	0	--	--	--	--	--
Brooks Orpik	D	29/44	2003-14	703	13	119	132	734	92	2	13	15	88
Michel Ouellet	RW	59/7	2005-07	123	35	45	80	46	5	0	2	2	6
Dennis Owchar	D	25	1974-78	168	18	49	67	146	8	0	1	1	6
<b>P</b>													
Jim Paek	D	2/3	1990-94	170	4	26	30	117	27	1	4	5	8
Wilf Paiement	RW	9	1987-88	23	2	6	8	39	--	--	--	--	--
Ziggy Palffy	RW	33	2005-06	42	11	31	42	12	--	--	--	--	--
Bob Paradise	D	2/24	1973-75/ 77-79	203	7	33	40	209	8	0	1	1	17
Richard Park	C	26/76/12	1994- 97/11-12	112	11	14	25	50	6	0	1	1	4
Ed Patterson	RW	44	1993-96	68	3	3	6	56	--	--	--	--	--
Adam Payerl	RW	45	2014	2	0	0	0	2	--	--	--	--	--
Mel Pearson	C/LW	23	1967-68	2	0	1	1	0	--	--	--	--	--
Barry Pederson	C	10	1990-91	84	10	26	36	50	--	--	--	--	--
David Perron	LW	39/57	2015-16	86	16	22	38	70	5	0	1	1	4
Janne Pesonen	LW	20	2008-09	7	0	0	0	0	--	--	--	--	--
Toby Petersen	C	17	2000-02	91	10	16	26	8	--	--	--	--	--
Ronald Petrovicky	RW	26	2006-07	31	3	3	6	28	3	0	0	0	2
Alexandre Picard	D	54	2011	17	0	4	4	4	--	--	--	--	--
Lasse Pirjeta	C	11	2004-06	38	10	9	19	18	--	--	--	--	--
Domenic Pittis	C	23	1996	1	0	0	0	0	--	--	--	--	--
Sergei Plotnikov	LW	61	2015-16	32	0	2	2	20	--	--	--	--	--
Steve Poapst	D	3	2005	21	0	4	4	10	--	--	--	--	--
Greg Polis	LW	22	1970-74	256	88	70	158	146	4	0	2	2	0
Alexei Ponikarovsky	LW	23	2010	16	2	7	9	17	11	1	4	5	4
Peter Popovic	D	34	1999-00	54	1	5	6	30	10	0	0	0	10
Corey Potter	D	42	2011	1	0	0	0	0	--	--	--	--	--
Kelly Pratt	RW	12	1974-75	22	0	6	6	15	--	--	--	--	--
Tracy Pratt	D	6/11	1968-70	83	5	12	17	158	10	0	1	1	51
Dean Prentice	LW	20	1969-71	144	47	42	89	32	10	2	5	7	8
Noel Price	D	4	1967-69	143	8	45	53	109	--	--	--	--	--
Pat Price	D	2	1980-82	128	8	52	60	459	10	1	1	2	49



Player	POS	#	YEARS	REGULAR SEASON					PLAYOFFS				
				GP	G	A	PTS	PIM	GP	G	A	PTS	PIM
Tom Price	D	6/25/28	1977-79	19	0	2	2	8	--	--	--	--	--
Ken Priestley	C	18	1991-92	51	2	9	11	4	--	--	--	--	--
Wayne Primeau	C	15	2001-03	131	9	24	33	127	18	1	3	4	2
Sean Pronger	C	12	1998	7	1	0	1	2	5	0	0	0	4
Jean Pronovost	RW	19	1968-78	753	316	287	603	306	29	9	9	18	12
Jamie Pushor	D	3/4	2002-03	91	3	3	6	106	--	--	--	--	--
Taylor Pyatt	LW	17	2014	34	4	0	4	10	--	--	--	--	--
<b>Q</b>													
Dan Quinn	C	10/14/9	1986-90/ 96	270	111	165	276	224	11	6	3	9	10
<b>R</b>													
Mike Ramsey	D	6	1993-94	77	3	4	7	30	13	0	6	6	4
Mark Recchi	RW	18/8	1988-92/ 2005-07	389	154	231	385	238	29	10	28	38	33
Dylan Reese	D	42	2013	3	0	0	0	0	--	--	--	--	--
Stephane Richer	RW	44	2001-02	58	13	12	25	14	--	--	--	--	--
Gary Rissling	RW	10/15/ 20/23	1981-85	184	20	26	46	832	5	0	1	1	4
Jani Rita	RW	28	2006	30	3	4	7	4	--	--	--	--	--
Bob Rivard	LW	19	1967-68	27	5	12	17	4	--	--	--	--	--
Rene Robert	C	14	1971-72	49	7	11	18	42	--	--	--	--	--
Gary Roberts	LW	10	2007-08	57	10	18	28	66	16	4	4	8	34
Gord Roberts	D	14/28	1990-92	134	5	34	39	157	43	1	4	5	95
Luc Robitaille	LW	20	1994-95	46	23	19	42	37	12	7	4	11	26
Randy Robitaille	C	22	2002-03	81	15	32	47	24	--	--	--	--	--
Dave Roche	LW	51	1995-97	132	12	12	24	285	16	2	7	9	26
Tom Roulston	RW	12/18	1984-86	58	11	17	28	10	--	--	--	--	--
Mike Rowe	D	5/33	1984-87	11	0	0	0	11	--	--	--	--	--
Andre Roy	RW	36	2005-06	47	2	1	3	128	--	--	--	--	--
Michal Rozsival	D	28	1999-05	237	18	47	65	161	2	0	0	0	4
Duane Rupp	D	2	1969-74	265	21	83	104	170	10	2	2	4	8
Mike Rupp	RW	17	2009-11	162	22	14	36	244	18	1	1	2	12
Terry Ruskowski	LW	8	1985-87	143	40	74	114	309	--	--	--	--	--
Jarkko Ruutu	LW	37	2006-08	152	13	19	32	263	25	2	1	3	36
<b>S</b>													
Rocky Saganiuk	RW	28/11/33	1983-84	29	1	3	4	37	--	--	--	--	--
Kjell Samuelsson	D	23/28	1992-95	183	10	22	32	312	44	0	7	7	72
Mikael Samuelsson	RW	37	2003	22	2	0	2	8	--	--	--	--	--
Philip Samuelsson	D	55	2013	5	0	0	0	0	--	--	--	--	--
Ulf Samuelsson	D	5	1991-95	277	11	83	94	804	66	4	12	16	123
Derek Sanderson	C	16	1978	13	3	1	4	0	--	--	--	--	--
Tomas Sandstrom	RW	17	1994-97	172	71	84	155	168	36	7	5	12	50
Grant Sasser	C	19	1983-84	3	0	0	0	0	--	--	--	--	--
Miroslav Satan	RW	81	2008-09	65	17	19	36	36	17	1	5	6	11

Player	POS	#	YEARS	REGULAR SEASON					PLAYOFFS				
				GP	G	A	PTS	PIM	GP	G	A	PTS	PIM
Glen Sather	LW	16	1969-71	122	20	17	37	210	10	0	2	2	17
Ryan Savoia	C	18	1998	3	0	0	0	0	--	--	--	--	--
Ken Schinkel	RW	12	1967-73	371	93	143	236	88	13	6	1	7	4
Norm Schmidt	D	3/25	1983-88	125	23	33	56	73	--	--	--	--	--
Ron Schock	C	17	1969-77	619	124	280	404	201	29	2	12	14	23
Dwight Schofield	D	4	1986-87	25	1	6	7	59	--	--	--	--	--
Dave Schultz	LW	8	1977-79	113	13	34	47	535	--	--	--	--	--
Rod Schutt	LW	23/27	1978-84	278	77	92	169	177	22	8	6	14	26
Rob Scuderi	D	45/5/4	2004-09/13-15	460	4	53	57	139	67	1	7	8	16
Jeff Serowik	D	48/16	1998-99	26	0	6	6	16	--	--	--	--	--
Eddie Shack	LW	23/24	1972-73	92	30	29	59	96	4	0	1	1	15
Doug Shedden	RW	14	1981-86	332	123	159	282	148	--	--	--	--	--
Gregg Sheppard	C	20/19	1978-82	241	50	73	123	113	17	4	7	11	2
Jim Shires	LW	27	1973	18	1	2	3	2	--	--	--	--	--
Zach Sill	C	38	2013-15	62	1	2	3	72	--	--	--	--	--
Jon Sim	LW	39	2004	15	2	3	5	6	--	--	--	--	--
Roman Simicek	C	15	2000-01	29	3	6	9	30	--	--	--	--	--
Charlie Simmer	RW	13/16	1988-89	50	11	17	28	24	--	--	--	--	--
Bob Simpson	LW	28/33	1981-83	30	10	9	19	4	2	0	0	0	0
Craig Simpson	RW	18	1985-88	169	50	55	105	140	--	--	--	--	--
Reid Simpson	LW	33	2003-04	2	0	0	0	17	--	--	--	--	--
Ville Siren	D	5	1984-88	199	11	45	56	158	--	--	--	--	--
Michal Sivek	C	47/22	2002-03	38	3	3	6	14	--	--	--	--	--
Martin Skoula	D	41	2009-10	33	3	5	8	6	--	--	--	--	--
Pavel Skrbek	D	46	1999	4	0	0	0	2	--	--	--	--	--
John Slaney	D	32	1999-00	29	1	4	5	10	2	1	0	1	2
Jiri Slegr	D	71	1997-01	252	24	62	86	337	29	3	10	13	33
Doug Smith	C	15	1990	10	1	1	2	25	--	--	--	--	--
Nathan Smith	C	41	2008	13	0	0	0	2	--	--	--	--	--
Trevor Smith	LW	23	2013	1	0	0	0	0	--	--	--	--	--
Bryan Smolinski	C	8/20	1995-96	81	24	40	64	69	18	5	4	9	10
Carl Sneepe	D	59	2011	1	0	1	1	0	--	--	--	--	--
Ron Snell	RW	14/16	1968-70	7	3	2	5	6	--	--	--	--	--
Ted Snell	RW	10	1973-74	55	4	12	16	8	--	--	--	--	--
Martin Sonnenberg	LW	45/12	1998-02	58	2	3	5	19	7	0	0	0	0
Nick Spaling	C	13	2014-15	82	9	18	27	26	5	1	1	2	4
Billy Speer	D	25/23/17	1967-69	102	4	17	21	71	--	--	--	--	--
Brian Spencer	LW	22	1977-78	86	9	11	20	81	--	--	--	--	--
Jordan Staal	C	11	2006-12	431	120	128	248	231	73	23	13	36	34
Ron Stackhouse	D	28/3	1973-82	621	66	277	343	547	32	5	8	13	38
Paul Stanton	D	22/23	1990-93	206	11	38	49	199	44	2	10	12	66
Mike Stapleton	C	26	1992-94	136	11	13	24	28	4	0	0	0	0
Lee Stempniak	RW	22	2014	21	4	7	11	4	13	2	1	3	6
Brett Sterling	LW	12	2011	7	3	2	5	16	--	--	--	--	--

Player	POS	#	YEARS	REGULAR SEASON					PLAYOFFS				
				GP	G	A	PTS	PIM	GP	G	A	PTS	PIM
Kevin Stevens	LW	25	1987-95/ 2001	522	260	295	555	1048	103	46	60	106	170
Bob Stewart	D	8	1979-80	65	3	7	10	52	5	1	1	2	2
John Stewart	LW	20/23/25	1970-72	40	4	9	13	32	--	--	--	--	--
Karl Stewart	C	17	2006	3	0	0	0	2	--	--	--	--	--
Andre St. Laurent	C	34	1982-83	96	23	14	37	130	5	2	1	3	8
Alek Stojanov	LW	11/25	1996-98	45	2	4	6	86	9	0	0	0	19
Ryan Stone	LW	33	2007-09	8	0	1	1	7	--	--	--	--	--
Blaine Stoughton	RW	12	1973-74	34	5	6	11	8	--	--	--	--	--
Brian Strait	D	37	2011-12	12	0	1	1	4	3	0	0	0	0
Martin Straka	LW	82	1992-95/ 97-03	560	165	277	442	215	65	19	27	46	30
Art Stratton	LW	7	1967-68	58	16	21	37	16	--	--	--	--	--
Martin Strbak	D	6	2003-04	44	3	11	14	38	--	--	--	--	--
Bob Stumpf	D	29	1975	3	0	0	0	0	--	--	--	--	--
Steve Sullivan	LW	26	2011-12	79	17	31	48	20	6	2	4	6	4
Tomas Surovy	LW	43	2002-06	126	27	32	59	71	--	--	--	--	--
Brandon Sutter	C	16	2012-15	209	45	33	78	30	33	8	4	12	4
Rich Sutter	RW	9/23	1982-84	9	0	0	0	0	--	--	--	--	--
Gary Swain	LW	24	1968-69	9	1	1	2	0	--	--	--	--	--
George Swarbrick	RW	10/15	1969-70	31	1	7	8	36	--	--	--	--	--
Darryl Sydor	D	5	2007-08	82	2	13	15	28	4	0	0	0	2
Petr Sykora	RW	17	2007-09	157	53	56	109	77	27	6	4	10	16
<b>T</b>													
Jeff Taffe	LW	38/22	2007-09	53	5	9	14	10	--	--	--	--	--
Maxime Talbot	C	26/25	2005-11	388	52	56	108	324	66	14	19	33	87
Peter Taglianetti	D	32	1990-92/ 93-95	167	7	28	35	338	39	1	7	8	83
Dale Tallon	D	4/19	1978-80	95	10	33	43	53	4	0	0	0	4
Chris Tamer	D	2	1993-98	253	8	21	29	588	37	0	8	8	52
Eric Tangradi	LW	56/26/25	2010-13	45	1	4	5	26	3	0	1	1	0
Tony Tanti	RW	9	1990-91	83	20	30	50	66	--	--	--	--	--
Dick Tarnstrom	D	32	2002-06	174	28	75	103	140	--	--	--	--	--
Mark Taylor	C	16	1983-85	106	31	41	72	43	--	--	--	--	--
Greg Tebbutt	D	34	1983-84	24	0	2	2	31	--	--	--	--	--
Bill Thomas	RW	37	2008-09	16	2	1	3	2	--	--	--	--	--
Errol Thompson	LW	6	1981-82	34	6	8	14	12	--	--	--	--	--
Chris Thorburn	C	22	2006-07	39	3	2	5	69	--	--	--	--	--
Tom Thornbury	D	34	1983-84	14	1	8	9	16	--	--	--	--	--
Billy Tibbetts	RW	12	2000-02	62	2	7	9	188	--	--	--	--	--
Dave Tippett	LW/C	14	1992-93	74	6	19	25	56	12	1	4	5	14
German Titov	LW	9	1998-00	135	28	70	98	68	11	3	5	8	4
Rick Tocchet	RW	92/22	1992-94	150	76	103	179	435	32	15	22	37	68
Jeff Toms	C	46/9	2002	14	2	1	3	4	--	--	--	--	--
Tim Tookey	C	11	1983-84	8	0	2	2	2	--	--	--	--	--
Dan Trebil	D	3/23	2000	19	1	0	1	7	--	--	--	--	--

Player	POS	#	YEARS	REGULAR SEASON					PLAYOFFS				
				GP	G	A	PTS	PIM	GP	G	A	PTS	PIM
Bryan Trottier	C	19	1990-92/ 93-94	156	24	48	72	114	46	7	7	14	57
Ian Turnbull	D	7	1982-83	6	0	0	0	4	--	--	--	--	--
<b>U</b>													
Gene Ubriaco	LW/C	11	1967-69	114	33	26	59	30	--	--	--	--	--
Dom Uher	C	46	2014	2	0	0	0	0	--	--	--	--	--
<b>V</b>													
Garry Valk	LW	26/8/18	1997-98	56	5	5	10	58	--	--	--	--	--
Wayne Van Dorp	LW	22	1987-88	25	1	3	4	75	--	--	--	--	--
Ed Van Impe	D	2	1976-77	22	0	8	8	22	3	0	1	1	2
Ryan Vandenbussche	RW	37	2005-06	20	1	0	1	42	--	--	--	--	--
Joe Vitale	C	46	2011-14	163	8	27	35	115	23	0	1	1	22
Vladimir Vujtek	LW	19	2002	5	0	1	1	0	--	--	--	--	--
<b>W</b>													
Tim Wallace	RW	63/22	2008-11	24	0	2	2	12	--	--	--	--	--
Bryan Watson	D	5	1969-74	304	8	57	65	871	14	0	0	0	38
Steve Webb	RW	18	2003	5	0	0	0	2	--	--	--	--	--
Wally Weir	D	23	1985	14	0	3	3	34	--	--	--	--	--
Noah Welch	D	4	2005-07	27	2	4	6	24	--	--	--	--	--
Chris Wells	C	12	1995-96	54	2	2	4	59	--	--	--	--	--
Brad Werenka	D	5	1997-00	213	12	41	53	208	19	2	1	3	14
Ryan Whitney	D	6/19	2005-09	253	34	116	150	223	25	2	6	8	31
Jim Wiley	C	8	1972-74	26	0	4	4	2	--	--	--	--	--
Barry Wilkins	D	5	1974-76	134	5	56	61	203	6	0	1	1	4
Neil Wilkinson	D	6	1995-99	122	4	14	18	169	20	0	1	1	18
Jason Williams	C	19	2011-12	8	1	1	2	4	--	--	--	--	--
Landon Wilson	RW	26	2004	19	5	1	6	31	--	--	--	--	--
Mike Wilson	D	6/4	2001-02	21	1	1	2	17	--	--	--	--	--
Mitch Wilson	C	33	1986-87	17	2	1	3	83	--	--	--	--	--
Daniel Winnik	C	26	2015	21	2	7	9	8	5	0	0	0	2
Bennett Wolf	D	3/6/16	1980-83	30	0	1	1	133	--	--	--	--	--
Jason Woolley	D	22	1996-97	57	6	30	36	28	5	0	3	3	0
Bob Woytowich	D	3/20/23	1968-72	248	22	71	93	149	10	1	2	3	2
Tyler Wright	C	29	1996-00	238	17	16	33	317	30	3	2	5	40
<b>X</b>													
<b>Y</b>													
Harry York	C	32	1998	2	0	0	0	0	--	--	--	--	--
Scott Young	RW/LW	6/34	1990-91	43	11	16	27	33	17	1	6	7	2
Warren Young	LW	11/35	1983-85/ 86-88	152	49	52	101	311	--	--	--	--	--
<b>Z</b>													
Rod Zaine	C	24	1970-71	37	8	5	13	21	--	--	--	--	--
Zarley Zalapski	D	33	1987-91	190	33	102	135	160	11	1	8	9	13

Player	POS	#	YEARS	REGULAR SEASON					PLAYOFFS				
				GP	G	A	PTS	PIM	GP	G	A	PTS	PIM
Richard Zemlak	RW	18	1988-90	50	1	5	6	178	1	0	0	0	10
Mike Zigomanis	C	15	2008-09	22	2	4	6	27	--	--	--	--	--
Harry Zolnierczyk	LW	39	2013-14	13	2	0	2	12	--	--	--	--	--
Sergei Zubov	D	3/56	1995-96	64	11	55	66	22	18	1	14	15	26

## GOALTENDERS

Player	POS	#	YEARS	REGULAR SEASON					PLAYOFFS				
				GP	W	L	T	GAA	GP	W	L	T	GAA
<b>A</b>													
Jean-Sebastien Aubin	G	30	1998-04	168	63	72	11	2.90	1	0	0	--	0.00
<b>B</b>													
Tom Barrasso	G	31/35	1988-00	460	226	153	53	3.27	101	56	42	--	2.91
Hank Bassen	G	1	1967-68	25	7	10	3	2.86	--	--	--	--	--
Les Binkley	G	30	1967-72	196	58	94	34	3.12	7	5	2	--	2.10
Martin Brochu	G	50	2003-04	1	0	0	0	1.82	--	--	--	--	--
Andy Brown	G	29/30	1973-74	45	16	20	6	3.78	--	--	--	--	--
<b>C</b>													
Sebastien Caron	G	31	2002-06	90	24	47	12	3.49	--	--	--	--	--
Alain Chevrier	G	30	1990	3	1	2	0	5.06	--	--	--	--	--
Andy Chiodo	G	40	2003-06	8	3	4	1	3.46	--	--	--	--	--
Ty Conklin	G	35	2007-08	33	18	8	5	2.51	--	--	--	--	--
John Curry	G	1/36	2008-10	4	2	2	0	3.79	--	--	--	--	--
<b>D</b>													
Joe Daley	G	1	1967-70	38	11	18	6	3.16	--	--	--	--	--
Philippe DeRouville	G	30	1994-97	3	1	2	0	3.16	--	--	--	--	--
Michel Dion	G	29	1981-85	151	42	79	20	4.28	5	2	3	--	4.34
Rob Dopson	G	1	1993-94	2	0	0	0	4.00	--	--	--	--	--
<b>E</b>													
Gary Edwards	G	30	1982	6	3	2	1	3.67	--	--	--	--	--
Marv Edwards	G	30	1968-69	1	0	1	0	3.00	--	--	--	--	--
Roy Edwards	G	1	1971-72	15	2	8	4	2.55	--	--	--	--	--
<b>F</b>													
Brian Ford	G	31	1984-85	8	2	6	0	6.30	--	--	--	--	--
<b>G</b>													
Mathieu Garon	G	32	2009	4	2	1	0	2.91	1	0	0	--	0.00
Thomas Greiss	G	1	2014-15	20	9	6	3	2.59	--	--	--	--	--
Steve Guenette	G	1/30	1986-89	32	17	15	0	3.71	--	--	--	--	--
<b>H</b>													
Paul Harrison	G	1	1981-82	13	3	7	0	5.49	--	--	--	--	--
Johan Hedberg	G	1	2001-03	116	46	57	12	2.88	18	9	9	--	2.30
Denis Herron	G	1/29	1972-75/ 76-79/ 82-86	290	88	133	44	3.87	10	3	7	--	3.49
Paul Hoganson	G	1	1970-71	2	0	1	0	7.37	--	--	--	--	--
Rob Holland	G	1	1979-81	44	11	22	9	4.08	--	--	--	--	--

Player	POS	#	YEARS	REGULAR SEASON					PLAYOFFS				
				GP	W	L	T	GAA	GP	W	L	T	GAA
<b>I</b>													
Gary Inness	G	29/30	1973-76	100	39	37	13	3.34	9	5	4	--	2.67
<b>J</b>													
Bob Johnson	G	1	1974-75	12	3	4	1	5.04	--	--	--	--	--
Brent Johnson	G	1	2009-12	62	29	18	6	2.61	3	0	0	--	4.94
<b>K</b>													
<b>L</b>													
Patrick Lalime	G	40	1996-97	39	21	12	2	2.94	--	--	--	--	--
Gordon Laxton	G	1/30	1975-79	17	4	9	0	5.55	--	--	--	--	--
<b>M</b>													
Gilles Meloche	G	27	1985-88	104	34	43	17	3.65	--	--	--	--	--
Greg Millen	G	29	1978-81	135	57	56	18	3.83	10	4	6	--	3.84
<b>N</b>													
Cam Newton	G	1/30	1970-71/ 72-73	16	4	7	1	3.76	--	--	--	--	--
<b>O</b>													
<b>P</b>													
Rich Parent	G	31	2000-01	7	1	1	3	3.07	--	--	--	--	--
Alexander Pechurskiy	G	40	2009-10	1	0	0	0	1.67	--	--	--	--	--
Frank Pietrangelo	G	40	1987-92	87	34	32	3	4.13	5	4	1	--	3.13
Michel Plasse	G	31	1975-76	75	33	24	14	3.59	3	1	2	--	2.67
<b>Q</b>													
<b>R</b>													
Greg Redquest	G	25	1977-78	1	0	0	0	13.85	--	--	--	--	--
Nick Ricci	G	31	1979-83	19	7	12	0	4.36	--	--	--	--	--
Pat Rigglin	G	1	1987-88	39	15	14	7	3.64	--	--	--	--	--
Roberto Romano	G	30/35	1982-87/ 93-94	125	46	62	8	3.96	--	--	--	--	--
Jim Rutherford	G	1/29	1971-74	115	44	49	14	3.14	4	0	4	--	3.50
<b>S</b>													
Dany Sabourin	G	30	2005-06/ 07-09	44	16	18	3	2.88	--	--	--	--	--
Peter Skudra	G	1	1997-00	74	26	22	11	2.65	1	0	0	0	3.00
Al Smith	G	29	1969-71	92	24	42	17	3.07	3	1	2	--	3.33
Garth Snow	G	34	2000-01	35	14	15	4	2.98	--	--	--	--	--

Player	POS	#	YEARS	REGULAR SEASON					PLAYOFFS				
				GP	W	L	T	GAA	GP	W	L	T	GAA
<b>T</b>													
Rick Tabaracci	G	31	1988-89	1	0	0	0	7.27	--	--	--	--	--
Bob Taylor	G	30	1976	2	0	1	0	5.38	--	--	--	--	--
Jocelyn Thibault	G	41	2005-07	38	8	17	5	3.52	1	0	0	0	0.00
Brad Thiessen	G	39	2012	5	3	1	0	3.72	--	--	--	--	--
Vincent Tremblay	G	31	1983-84	4	0	4	0	6.00	--	--	--	--	--
Ron Tugnutt	G	31	2000	7	4	2	0	2.41	11	6	5	--	1.77
<b>U</b>													
<b>V</b>													
Tomas Vokoun	G	92	2013	20	13	4	0	2.45	11	6	5	--	2.01
<b>W</b>													
Dunc Wilson	G	29	1976-78	66	23	30	11	3.53	--	--	--	--	--
Ken Wregget	G	31	1992-98	212	104	67	21	3.29	26	13	12	--	2.86
<b>X</b>													
<b>Y</b>													
Wendell Young	G	1	1988-92/ 95	111	42	47	5	4.14	1	0	0	--	1.54
<b>Z</b>													
Jeff Zatkoff	G	37	2013-16	35	16	14	3	2.66	2	1	1	--	3.08



# GOALTENDERS

## All-Time Statistics

NAME	GP	MP	GA	SO	GAA	W	L	T/OT	SV	SV%
Alexander Pechurskiy	1	36	1	0	1.67	0	0	0	13	.923
Martin Brochu	1	33	1	0	1.82	0	0	0	18	.947
<b>Matt Murray</b>	<b>13</b>	<b>749</b>	<b>25</b>	<b>1</b>	<b>2.00</b>	<b>9</b>	<b>2</b>	<b>1</b>	<b>330</b>	<b>.930</b>
Ron Tugnutt	7	374	15	0	2.41	4	2	0	182	.924
Tomas Vokoun	20	1,029	42	3	2.45	13	4	0	477	.919
Ty Conklin	33	1,866	78	2	2.51	18	8	5	935	.923
Roy Edwards	15	847	36	0	2.55	2	8	4	355	.908
<b>Marc-Andre Fleury</b>	<b>653</b>	<b>37,646</b>	<b>1,606</b>	<b>43</b>	<b>2.56</b>	<b>357</b>	<b>206</b>	<b>61</b>	<b>16,700</b>	<b>.912</b>
Thomas Greiss	20	1,159	50	0	2.59	9	6	3	496	.908
Brent Johnson	62	3,216	140	1	2.61	29	18	6	1,364	.907
Peter Skudra	74	3,687	163	4	2.65	26	22	11	1,374	.894
Jeff Zatkoff	35	1,941	86	1	2.66	16	14	3	921	.915
Hank Bassen	25	1,299	62	1	2.86	7	10	3	616	.909
Johan Hedberg	116	6,832	328	7	2.88	46	57	12	2,973	.901
Dany Sabourin	44	2,252	108	2	2.88	16	18	3	1,073	.899
Mathieu Garon	4	205	10	0	2.91	2	1	0	94	.894
Jean-Sebastien Aubin	168	8,888	432	6	2.92	63	72	11	3,937	.901
Patrick Lalime	39	2,058	101	3	2.94	21	12	2	1,065	.913
Garth Snow	35	2,032	101	3	2.98	14	15	4	913	.900
Marv Edwards	1	60	3	0	3.00	0	1	0	30	.909
Rich Parent	7	332	17	0	3.07	1	1	3	133	.887
Al Smith	92	5,027	257	4	3.07	24	42	17	2,777	.899
Les Binkley	196	11,046	575	11	3.12	58	94	34	5,022	.897
Jim Rutherford	115	6,252	327	4	3.14	44	49	14	2,915	.899
Joe Daley	38	2,143	113	2	3.16	11	18	6	1,094	.906
Philippe DeRouville	3	119	9	0	3.16	1	2	0	84	.903
Tom Barrasso	460	25,879	1409	22	3.27	226	153	53	12,070	.895
Ken Wregget	212	11,737	644	6	3.29	104	67	21	5,640	.898
Gary Inness	100	5,366	299	2	3.34	39	37	13	2,591	.897
Andy Chiodo	8	486	28	0	3.46	3	4	1	238	.892
Sebastien Caron	90	4,933	287	4	3.49	24	47	12	2,653	.892
Jocelyn Thibault	38	1,908	112	1	3.52	8	17	5	1,004	.890
Dunc Wilson	66	3,807	224	5	3.53	23	30	11	1,750	.887
Michel Plasse	75	4,190	251	2	3.59	33	24	14	2,013	.889
Pat Riggin	39	2,157	131	0	3.64	15	14	7	916	.868
Gilles Meloche	104	5,726	348	0	3.65	34	43	17	2,491	.865
Gary Edwards	6	360	22	1	3.67	3	2	1	171	.886
Steve Guenette	32	1,779	110	1	3.71	17	15	0	832	.883

### All-Time Statistics

NAME	GP	MP	GA	SO	GAA	W	L	T/OT	SV	SV%
Brad Thiessen	5	258	16	0	3.72	3	1	0	97	.858
Cam Newton	16	814	51	0	3.76	4	7	1	360	.876
Andy Brown	45	2,476	156	1	3.78	16	20	6	1,126	.878
John Curry	4	174	11	0	3.79	2	2	0	83	.868
Greg Millen	135	7,839	501	4	3.83	57	56	18	3,482	.874
Denis Herron	290	16,105	1040	6	3.87	88	133	44	8,072	.886
Roberto Romano	125	7,051	465	4	3.96	46	62	8	3,407	.880
Rob Dopson	2	45	3	0	4.00	0	0	0	20	.870
Rob Holland	44	2,513	171	1	4.08	11	22	9	1,060	.861
Frank Pietrangelo	87	4,478	308	1	4.13	34	32	3	2,125	.873
Wendell Young	111	5,576	385	1	4.14	42	47	5	2,710	.876
Michel Dion	151	8,477	605	0	4.28	42	79	20	3,998	.855
Nick Ricci	19	1,087	79	0	4.36	7	12	0	474	.857
Bob Johnson	12	476	40	0	5.04	3	4	1	237	.856
Alain Chevrier	3	166	14	0	5.06	1	2	0	75	.843
Bob Taylor	2	78	7	0	5.38	0	1	0	41	.837
Paul Harrison	13	700	64	0	5.49	3	7	0	288	.816
Gordon Laxton	17	800	74	0	5.55	4	9	0	359	.829
Vincent Tremblay	4	240	24	0	6.00	0	4	0	117	.830
Brian Ford	8	457	48	0	6.30	2	6	0	248	.838
Rick Tabaracci	1	33	4	0	7.27	0	0	0	17	.810
Paul Hoganson	2	57	7	0	7.37	0	1	0	21	.750
Greg Redquest	1	13	3	0	13.85	0	0	0	2	.400

# TEAM OPERATIONS

General Managers									
NAME	DATES	GP	W	L	T	OT	OTL	PTS	PCT
Jack Riley*	6/6/67 to 5/1/70	226	73	117	36	--	--	182	.403
Red Kelly	5/1/70 to 1/29/72	126	33	64	29	--	--	95	.377
Jack Riley*	1/29/72 to 1/13/74	149	57	73	19	--	--	133	.446
Jack Button	1/13/74 to 7/1/75	117	54	44	19	--	--	127	.543
Wren Blair	7/1/75 to 12/3/76	105	44	44	17	--	--	105	.500
Baz Bastien	12/3/76 to 3/15/83	527	193	248	86	--	--	472	.448
NO GM	3/16/83 to 4/3/83	8	2	5	1	--	--	5	.313
Ed Johnston	5/27/83 to 4/14/88	400	140	220	40	--	--	320	.400
Tony Esposito	4/14/88 to 12/5/89	106	50	47	9	--	--	109	.514
Craig Patrick	12/5/89 to 4/20/06	1250	575	511	127	14	23	1314	.526
Ray Shero	5/25/06 to 5/16/14	622	373	193	--	56	--	802	.645
Jim Rutherford	6/6/14 to Present	164	91	53	--	20	--	202	.616
*Jack Riley's Combined Record		375	130	190	55	--	--	315	.420

# TEAM OPERATIONS

## Head Coaches

NAME	DATES	GP	W	L	T	OT	OTL	PTS	PCT
Red Sullivan	6/6/67 to 3/31/69	150	47	79	24	--	--	118	.393
Red Kelly	7/2/69 to 1/13/73	274	90	132	52	--	--	232	.423
Ken Schinkel*	1/13/73 to 2/6/74	86	29	49	8	--	--	66	.384
Marc Boileau	2/6/74 to 1/17/76	151	66	61	24	--	--	156	.517
Ken Schinkel*	1/17/76 to 5/19/77	117	54	43	20	--	--	128	.547
Johnny Wilson	6/13/77 to 5/8/80	240	91	105	44	--	--	226	.471
Ed Johnston**	7/15/80 to 7/20/83	240	79	126	35	--	--	193	.402
Lou Angotti	7/20/83 to 6/4/84	80	16	58	6	--	--	38	.238
Bob Berry	6/4/84 to 4/13/87	240	88	127	25	--	--	201	.419
Pierre Creamer	6/4/87 to 6/14/88	80	36	35	9	--	--	81	.506
Gene Ubriaco	6/28/88 to 12/5/89	106	50	47	9	--	--	109	.514
Craig Patrick***	12/5/89 to 6/12/90	54	22	26	6	--	--	50	.463
Bob Johnson	6/12/90 to 10/1/91	80	41	33	6	--	--	88	.550
Scotty Bowman	10/1/91 to 5/28/93	164	95	53	16	--	--	206	.628
Ed Johnston**	6/22/93 to 3/3/97	276	153	98	25	--	--	331	.600
Craig Patrick***	3/3/97 to 4/26/97	20	7	10	3	--	--	17	.425
Kevin Constantine	6/14/97 to 12/9/99	189	86	64	35	--	4	211	.558
Herb Brooks	12/9/99 to 5/9/00	57	29	21	5	--	2	65	.570
Ivan Hlinka	6/21/00 to 10/14/01	86	42	32	9	--	3	96	.558
Rick Kehoe	10/14/01 to 4/15/03	160	55	81	14	--	10	134	.419
Eddie Olczyk	10/10/03 to 12/15/05	113	31	64	8	6	4	80	.354
Michel Therrien	12/15/05 to 2/15/09	272	135	105	--	32	--	302	.555
Dan Bylsma	2/15/09 to 6/6/14	401	252	117	--	32	--	536	.668
Mike Johnston	6/25/14 to 12/12/15	110	58	37	--	15	--	131	.595
Mike Sullivan	12/12/15 to Present	54	33	16	--	5	--	71	.657

(Starting in 2005-06, ties were eliminated. Wins include overtime victories and shootout wins, OT includes overtime defeats and shootout losses)

*Ken Schinkel's Combined Record	203	83	92	28	--	--	194	.478
**Ed Johnston's Combined Record	516	232	224	60	--	--	524	.508
***Craig Patrick's Combined Record	74	29	36	9	--	--	67	.453

# COACHES YEARLY

Year	Coach	GP	W	L	T	PTS	GF	GA	PCT
<b>1967-68</b>	<b>Red Sullivan</b>	<b>74</b>	<b>27</b>	<b>34</b>	<b>13</b>	<b>67</b>	<b>195</b>	<b>216</b>	<b>.453</b>
	<b>Home</b>	37	15	12	10	40	115	101	.541
	<b>Road</b>	37	12	22	3	27	80	115	.365
<i>Fifth in Western Division - 10th of 12 teams - Did not make playoffs</i>									
<b>1968-69</b>	<b>Red Sullivan</b>	<b>76</b>	<b>20</b>	<b>45</b>	<b>11</b>	<b>51</b>	<b>189</b>	<b>252</b>	<b>.336</b>
	<b>Home</b>	38	12	20	6	30	99	113	.395
	<b>Road</b>	38	8	25	5	21	90	139	.276
<i>Fifth in Western Division - 11th of 12 teams - Did not make playoffs</i>									
<b>1969-70</b>	<b>Red Kelly</b>	<b>76</b>	<b>26</b>	<b>38</b>	<b>12</b>	<b>64</b>	<b>182</b>	<b>238</b>	<b>.421</b>
	<b>Home</b>	38	17	13	8	42	105	108	.553
	<b>Road</b>	38	9	25	4	22	77	130	.289
<i>Second in Western Division - 7th of 12 teams Eliminated Oakland, 4-0, in Quarterfinals; Lost to St. Louis, 4-2, in Semifinals</i>									
<b>1970-71</b>	<b>Red Kelly</b>	<b>78</b>	<b>21</b>	<b>37</b>	<b>20</b>	<b>62</b>	<b>221</b>	<b>240</b>	<b>.397</b>
	<b>Home</b>	39	18	12	9	45	126	92	.576
	<b>Road</b>	39	3	25	11	17	95	148	.218
<i>Sixth in Western Division - 11th of 14 teams - Did not make playoffs</i>									
<b>1971-72</b>	<b>Red Kelly</b>	<b>78</b>	<b>26</b>	<b>38</b>	<b>14</b>	<b>66</b>	<b>220</b>	<b>258</b>	<b>.423</b>
	<b>Home</b>	39	18	15	6	42	132	125	.538
	<b>Road</b>	39	8	23	8	24	88	133	.308
<i>Fourth in Western Division - 9th of 14 teams - Lost to Chicago, 4-0, in Quarterfinals</i>									
<b>1972-73</b>	<b>TOTAL</b>	<b>78</b>	<b>32</b>	<b>37</b>	<b>9</b>	<b>73</b>	<b>257</b>	<b>265</b>	<b>.468</b>
	<b>Red Kelly</b>	42	17	19	6	40	144	137	.476
	<b>Ken Schinkel</b>	36	15	18	3	33	113	128	.458
	<b>Home</b>	39	24	11	4	52	150	104	.667
	<b>Road</b>	39	8	26	5	21	107	161	.269
<i>Ken Schinkel Replaced Red Kelly on Jan. 13, 1973 Fifth in Western Division - 10th of 16 teams - Did not make playoffs</i>									
<b>1973-74</b>	<b>TOTAL</b>	<b>78</b>	<b>28</b>	<b>41</b>	<b>9</b>	<b>65</b>	<b>242</b>	<b>273</b>	<b>.417</b>
	<b>Ken Schinkel</b>	50	14	31	5	33	138	185	.330
	<b>Marc Boileau</b>	28	14	10	4	32	104	88	.571
	<b>Home</b>	39	15	18	6	36	124	116	.462
	<b>Road</b>	39	13	23	3	29	118	157	.371
<i>Marc Boileau replaced Ken Schinkel on Feb. 6, 1974 Fifth in Western Division - 11th of 16 teams - Did not make playoffs</i>									
<b>1974-75</b>	<b>Marc Boileau</b>	<b>80</b>	<b>37</b>	<b>28</b>	<b>15</b>	<b>89</b>	<b>326</b>	<b>289</b>	<b>.556</b>
	<b>Home</b>	40	25	5	10	60	192	113	.750
	<b>Road</b>	40	12	23	5	29	134	176	.363
<i>Third in Norris Division - 6th of 18 teams Eliminated St. Louis, 2-0, in Preliminary Round; Lost to NY Islanders, 4-3, in Quarterfinals</i>									

Year	Coach	GP	W	L	T	PTS	GF	GA	PCT
<b>1975-76</b>	<b>TOTAL</b>	<b>80</b>	<b>35</b>	<b>33</b>	<b>12</b>	<b>82</b>	<b>339</b>	<b>303</b>	<b>.513</b>
	<b>Marc Boileau</b>	43	15	23	5	35	161	181	.407
	<b>Ken Schinkel</b>	37	20	10	7	47	178	122	.635
	<b>Home</b>	40	23	11	6	52	196	137	.650
	<b>Road</b>	40	12	22	6	30	143	166	.375
<i>Ken Schinkel replaced Marc Boileau on Jan. 17, 1976; Third in Norris Division - 8th of 18 teams Lost to Toronto, 2-1, in Preliminary Round</i>									
<b>1976-77</b>	<b>Ken Schinkel</b>	<b>80</b>	<b>34</b>	<b>33</b>	<b>13</b>	<b>81</b>	<b>240</b>	<b>252</b>	<b>.506</b>
	<b>Home</b>	40	22	12	6	50	139	119	.625
	<b>Road</b>	40	12	21	7	31	101	133	.386
<i>Third in Norris Division - 7th of 18 teams - Lost to Toronto, 2-1, in Preliminary Round</i>									
<b>1977-78</b>	<b>Johnny Wilson</b>	<b>80</b>	<b>25</b>	<b>37</b>	<b>18</b>	<b>68</b>	<b>254</b>	<b>321</b>	<b>.425</b>
	<b>Home</b>	40	16	15	9	41	143	147	.513
	<b>Road</b>	40	9	22	9	27	111	174	.338
<i>Fourth in Norris Division - 12th of 18 teams - Did not make playoffs</i>									
<b>1978-79</b>	<b>Johnny Wilson</b>	<b>80</b>	<b>36</b>	<b>31</b>	<b>13</b>	<b>85</b>	<b>281</b>	<b>279</b>	<b>.531</b>
	<b>Home</b>	40	23	12	5	51	152	120	.638
	<b>Road</b>	40	13	19	8	34	129	159	.425
<i>Second in Norris Division - 8th of 18 teams - Eliminated Buffalo, 2-1, in Preliminary Round; Lost to Boston, 4-0, in Quarterfinals</i>									
<b>1979-80</b>	<b>Johnny Wilson</b>	<b>80</b>	<b>30</b>	<b>37</b>	<b>13</b>	<b>73</b>	<b>251</b>	<b>303</b>	<b>.456</b>
	<b>Home</b>	40	20	13	7	47	145	134	.588
	<b>Road</b>	40	10	24	6	26	106	169	.325
<i>Third in Norris Division - 13th of 21 teams - Lost to Boston, 3-2, in Preliminary Round</i>									
<b>1980-81</b>	<b>Ed Johnston</b>	<b>80</b>	<b>30</b>	<b>37</b>	<b>13</b>	<b>73</b>	<b>302</b>	<b>345</b>	<b>.456</b>
	<b>Home</b>	40	21	16	3	45	160	154	.563
	<b>Road</b>	40	9	21	10	28	142	191	.350
<i>Third in Norris Division - 15th of 21 teams - Lost to St. Louis, 3-2, in Preliminary Round</i>									
<b>1981-82</b>	<b>Ed Johnston</b>	<b>80</b>	<b>31</b>	<b>36</b>	<b>13</b>	<b>75</b>	<b>310</b>	<b>337</b>	<b>.469</b>
	<b>Home</b>	40	21	11	8	50	167	143	.625
	<b>Road</b>	40	10	25	5	25	143	194	.313
<i>Fourth in Patrick Division - 12th of 21 teams - Lost to NY Islanders, 3-2, in Preliminary Round</i>									
<b>1982-83</b>	<b>Ed Johnston</b>	<b>80</b>	<b>18</b>	<b>53</b>	<b>9</b>	<b>45</b>	<b>257</b>	<b>394</b>	<b>.281</b>
	<b>Home</b>	40	14	22	4	32	134	170	.400
	<b>Road</b>	40	4	31	5	13	123	224	.163
<i>Sixth in Patrick Division - 21st of 21 teams - Did not make playoffs</i>									
<b>1983-84</b>	<b>Lou Angotti</b>	<b>80</b>	<b>16</b>	<b>58</b>	<b>6</b>	<b>38</b>	<b>254</b>	<b>390</b>	<b>.238</b>
	<b>Home</b>	40	7	29	4	18	132	182	.225
	<b>Road</b>	40	9	29	2	20	122	208	.250
<i>Sixth in Patrick Division - 21st of 21 teams - Did not make playoffs</i>									
<b>1984-85</b>	<b>Bob Berry</b>	<b>80</b>	<b>24</b>	<b>51</b>	<b>5</b>	<b>53</b>	<b>276</b>	<b>385</b>	<b>.331</b>
	<b>Home</b>	40	17	20	3	37	150	171	.463
	<b>Road</b>	40	7	31	2	16	126	214	.200
<i>Sixth in Patrick Division - 20th of 21 teams - Did not make playoffs</i>									

Year	Coach	GP	W	L	T	PTS	GF	GA	PCT
<b>1985-86</b>	<b>Bob Berry</b>	<b>80</b>	<b>34</b>	<b>38</b>	<b>8</b>	<b>76</b>	<b>313</b>	<b>305</b>	<b>.475</b>
	Home	40	20	15	5	45	155	133	.563
	Road	40	14	23	3	31	158	172	.388
<i>Fifth in Patrick Division - 15th of 21 teams - Did not make playoffs</i>									
<b>1986-87</b>	<b>Bob Berry</b>	<b>80</b>	<b>30</b>	<b>38</b>	<b>12</b>	<b>72</b>	<b>297</b>	<b>290</b>	<b>.450</b>
	Home	40	19	15	6	44	164	145	.550
	Road	40	11	23	6	28	133	145	.350
<i>Fifth in Patrick Division - 14th of 21 teams - Did not make playoffs</i>									
<b>1987-88</b>	<b>Pierre Creamer</b>	<b>80</b>	<b>36</b>	<b>35</b>	<b>9</b>	<b>81</b>	<b>319</b>	<b>316</b>	<b>.506</b>
	Home	40	22	12	6	50	171	140	.625
	Road	40	14	23	3	31	148	176	.388
<i>Sixth in Patrick Division - 12th of 21 teams - Did not make playoffs</i>									
<b>1988-89</b>	<b>Gene Ubriaco</b>	<b>80</b>	<b>40</b>	<b>33</b>	<b>7</b>	<b>87</b>	<b>347</b>	<b>349</b>	<b>.544</b>
	Home	40	24	13	3	51	184	159	.638
	Road	40	16	20	4	36	163	190	.450
<i>Second in Patrick Division - 6th of 21 teams Eliminated NY Rangers, 4-0, in Division Semifinals; Lost to Philadelphia, 4-3, Division Finals</i>									
<b>1989-90</b>	<b>TOTAL</b>	<b>80</b>	<b>32</b>	<b>40</b>	<b>8</b>	<b>72</b>	<b>318</b>	<b>359</b>	<b>.450</b>
	<b>Gene Ubriaco</b>	26	10	14	2	22	101	110	.423
	<b>Craig Patrick</b>	54	22	26	6	50	217	249	.462
	Home	40	22	15	3	47	178	166	.588
	Road	40	10	25	5	25	140	193	.313
<i>Craig Patrick replaced Gene Ubriaco on Dec. 10, 1989 Fifth in Patrick Division - 17th of 21 teams - Did not make playoffs</i>									
<b>1990-91</b>	<b>Bob Johnson</b>	<b>80</b>	<b>41</b>	<b>33</b>	<b>6</b>	<b>88</b>	<b>342</b>	<b>305</b>	<b>.550</b>
	Home	40	25	12	3	53	184	132	.663
	Road	40	16	21	3	35	158	173	.438
<i>First in Patrick Division - 7th of 21 teams Eliminated New Jersey, 4-3, in Division Semifinals; Eliminated Washington, 4-1, in Division Finals; Eliminated Boston, 4-2, in Conference Final; Defeated Minnesota, 4-2, in Stanley Cup Final</i>									
<b>1991-92</b>	<b>Scotty Bowman</b>	<b>80</b>	<b>39</b>	<b>32</b>	<b>9</b>	<b>87</b>	<b>343</b>	<b>308</b>	<b>.544</b>
	Home	40	21	13	6	48	192	154	.600
	Road	40	18	19	3	39	151	154	.488
<i>Third in Patrick Division - 6th of 22 teams - Eliminated Washington, 4-3, in Division Semifinals; Eliminated NY Rangers, 4-3, in Division Finals; Eliminated Boston, 4-2, in Conference Final; Defeated Chicago, 4-0, in Stanley Cup Final</i>									
<b>1992-93</b>	<b>Scotty Bowman</b>	<b>84</b>	<b>56</b>	<b>21</b>	<b>7</b>	<b>119</b>	<b>367</b>	<b>268</b>	<b>.708</b>
	Home	41	31	6	4	66	198	128	.805
	Road	41	23	15	3	49	159	136	.598
	Neutral	2	2	0	0	4	10	4	1.000
<i>First in Patrick Division - 1st of 24 teams Eliminated New Jersey, 4-1, in Division Semifinals; Lost to NY Islanders, 4-3, in Division Finals</i>									
<b>1993-94</b>	<b>Ed Johnston</b>	<b>84</b>	<b>44</b>	<b>27</b>	<b>13</b>	<b>101</b>	<b>299</b>	<b>285</b>	<b>.601</b>
	Home	41	24	9	8	56	155	128	.683
	Road	41	18	18	5	41	132	153	.500
	Neutral	2	2	0	0	4	12	4	1.000
<i>First in Northeast Division - 3rd of 26 teams - Lost to Washington, 4-2, Conference Quarterfinals</i>									

Year	Coach	GP	W	L	T	PTS	GF	GA	PCT
<b>1994-95</b>	<b>Ed Johnston</b>	<b>48</b>	<b>29</b>	<b>16</b>	<b>3</b>	<b>61</b>	<b>181</b>	<b>158</b>	<b>.635</b>
	<b>Home</b>	24	18	5	1	37	103	71	.771
	<b>Road</b>	24	11	11	2	24	78	87	.500
<i>Second in Northeast Division - 3rd of 26 teams - Eliminated Washington, 4-3, in Conference Quarterfinals; Lost to New Jersey, 4-1, in Conference Semifinals</i>									
<b>1995-96</b>	<b>Ed Johnston</b>	<b>82</b>	<b>49</b>	<b>29</b>	<b>4</b>	<b>102</b>	<b>362</b>	<b>284</b>	<b>.622</b>
	<b>Home</b>	41	32	9	0	64	215	136	.780
	<b>Road</b>	41	17	20	4	38	147	148	.463
<i>First in Northeast Division - 4th of 26 teams Eliminated Washington, 4-2, in Conference Quarterfinals; Eliminated NY Rangers, 4-1, in Conference Semifinals; Lost to Florida, 4-3, in Conference Finals</i>									
<b>1996-97</b>	<b>TOTAL</b>	<b>82</b>	<b>38</b>	<b>36</b>	<b>8</b>	<b>84</b>	<b>285</b>	<b>280</b>	<b>.512</b>
	<b>Ed Johnston</b>	62	31	26	5	67	220	205	.540
	<b>Craig Patrick</b>	20	7	10	3	17	65	75	.425
	<b>Home</b>	41	25	11	5	55	154	122	.671
	<b>Road</b>	41	13	25	3	29	131	158	.254
<i>Craig Patrick replaced Ed Johnston on March 3, 1997 Second in Northeast Division - 10th of 26 teams Lost to Philadelphia, 4-1, in Conference Quarterfinals</i>									
<b>1997-98</b>	<b>Kevin Constantine</b>	<b>82</b>	<b>40</b>	<b>24</b>	<b>18</b>	<b>98</b>	<b>228</b>	<b>188</b>	<b>.598</b>
	<b>Home</b>	41	21	10	10	52	125	98	.634
	<b>Road</b>	41	19	14	8	46	103	90	.561
<i>First in Northeast Division - 4th of 26 teams - Lost to Montreal, 4-2, in Conference Quarterfinals</i>									
<b>1998-99</b>	<b>Kevin Constantine</b>	<b>82</b>	<b>38</b>	<b>30</b>	<b>14</b>	<b>90</b>	<b>242</b>	<b>225</b>	<b>.549</b>
	<b>Home</b>	41	21	10	10	52	132	103	.634
	<b>Road</b>	41	17	20	4	38	110	122	.463
<i>Third in Atlantic Division - 11th of 27 teams Eliminated New Jersey, 4-3, in Conference Quarterfinals; Lost to Toronto, 4-2, Conference Semifinals</i>									
<b>1999-00</b>	<b>TOTAL</b>	<b>82</b>	<b>37</b>	<b>37</b>	<b>8 [6]</b>	<b>88</b>	<b>241</b>	<b>236</b>	<b>.537</b>
	<b>Kevin Constantine</b>	25	8	14	3 [4]	23	76	76	.460
	<b>Herb Brooks</b>	57	29	23	5 [2]	65	165	160	.570
	<b>Home</b>	41	23	11	7 [0]	53	134	107	.646
	<b>Road</b>	41	14	26	1 [6]	35	107	129	.427
<i>Herb Brooks replaced Kevin Constantine on Dec. 9, 1999 Third in Atlantic Division - 13th of 28 teams Eliminated Washington, 4-1, in Conference Quarterfinals; Lost to Philadelphia, 4-2, Conference Semifinals</i>									
<b>2000-01</b>	<b>Ivan Hlinka</b>	<b>82</b>	<b>42</b>	<b>28</b>	<b>9 [3]</b>	<b>96</b>	<b>281</b>	<b>256</b>	<b>.585</b>
	<b>Home</b>	41	24	15	2 [0]	50	142	125	.610
	<b>Road</b>	41	18	13	7 [3]	46	139	131	.560
<i>Third in Atlantic Division - 10th of 30 teams Eliminated Washington, 4-2, in Conference Quarterfinals; Eliminated Buffalo, 4-3, in Conference Semifinals; Lost to New Jersey, 4-1, in Conference Finals</i>									
<b>2001-02</b>	<b>TOTAL</b>	<b>82</b>	<b>28</b>	<b>41</b>	<b>8 [5]</b>	<b>69</b>	<b>198</b>	<b>249</b>	<b>.421</b>
	<b>Ivan Hlinka</b>	4	0	4	0	0	17	17	.000
	<b>Rick Kehoe</b>	78	28	37	8 [5]	69	181	232	.442
	<b>Home</b>	41	16	20	4 [1]	37	114	128	.451
	<b>Road</b>	41	12	21	4 [4]	32	84	121	.390
<i>Rick Kehoe replaced Ivan Hlinka on Oct. 14, 2001 Fifth in Atlantic Division - 26th of 30 teams - Did not make playoffs</i>									



Year	Coach	GP	W	L	T/SO	PTS	GF	GA	PCT
<b>2002-03</b>	<b>Rick Kehoe</b>	<b>82</b>	<b>27</b>	<b>44</b>	<b>6 (5)</b>	<b>65</b>	<b>189</b>	<b>255</b>	<b>.396</b>
	Home	41	15	22	2 (2)	34	99	132	.415
	Road	41	12	22	4 (3)	31	90	123	.378
<i>Fifth in Atlantic Division - 29th of 30 teams - Did not make playoffs</i>									
<b>2003-04</b>	<b>Eddie Olczyk</b>	<b>82</b>	<b>23</b>	<b>47</b>	<b>8 (4)</b>	<b>58</b>	<b>190</b>	<b>303</b>	<b>.354</b>
	Home	41	13	22	6 (0)	32	95	145	.390
	Road	41	10	25	2 (4)	26	95	158	.371
<i>Fifth in Atlantic Division - 30th of 30 teams - Did not make playoffs</i>									
<b>2005-06</b>	<b>TOTAL</b>	<b>82</b>	<b>22</b>	<b>46</b>	<b>14</b>	<b>58</b>	<b>243</b>	<b>310</b>	<b>.354</b>
	<b>Eddie Olczyk</b>	31	8	17	6	22	81	123	.355
	<b>Michel Therrien</b>	51	14	29	8	36	162	187	.353
	Home	41	12	21	8	32	132	153	.390
	Road	41	10	25	6	26	111	157	.317
<i>Michel Therrien replaced Eddie Olczyk on Dec. 15, 2005</i>									
<i>Fifth in Atlantic Division - 29th of 30 teams - Did not make playoffs</i>									
<b>2006-07</b>	<b>Michel Therrien</b>	<b>82</b>	<b>47</b>	<b>24</b>	<b>11</b>	<b>105</b>	<b>267</b>	<b>240</b>	<b>.640</b>
	Home	41	26	10	5	57	131	101	.695
	Road	41	21	14	6	48	136	139	.585
<i>Second in Atlantic Division - 10th of 30 teams - Lost to Ottawa, 4-1, in Conference Quarterfinals</i>									
<b>2007-08</b>	<b>Michel Therrien</b>	<b>82</b>	<b>47</b>	<b>27</b>	<b>8</b>	<b>102</b>	<b>240</b>	<b>212</b>	<b>.622</b>
	Home	41	26	10	5	57	134	94	.695
	Road	41	21	17	3	45	106	118	.549
<i>First in Atlantic Division - 4th of 30 teams</i>									
<i>Eliminated Ottawa, 4-0, in Conference Quarterfinals; Eliminated NY Rangers, 4-1, in Conference Semifinals; Eliminated Philadelphia, 4-1, in Conference Final; Lost to Detroit, 4-2, in Stanley Cup Final</i>									
<b>2008-09</b>	<b>TOTAL</b>	<b>82</b>	<b>45</b>	<b>28</b>	<b>9</b>	<b>99</b>	<b>258</b>	<b>233</b>	<b>.604</b>
	<b>Michel Therrien</b>	57	27	25	5	59	167	172	.518
	<b>Dan Bylsma</b>	25	18	3	4	40	91	61	.800
	Home	41	25	13	3	53	131	102	.646
	Road	41	20	15	6	46	129	131	.561
<i>Dan Bylsma replaced Michel Therrien on Feb. 15, 2009</i>									
<i>Second in Atlantic Division - 8th of 30 teams</i>									
<i>Eliminated Philadelphia, 4-2, in Conference Quarterfinals; Eliminated Washington, 4-3, in Conference Semifinals; Eliminated Carolina, 4-0, in Conference Final; Defeated Detroit, 4-3, in Stanley Cup Final</i>									
<b>2009-10</b>	<b>Dan Bylsma</b>	<b>82</b>	<b>47</b>	<b>28</b>	<b>7</b>	<b>101</b>	<b>249</b>	<b>235</b>	<b>.616</b>
	Home	41	25	12	4	54	140	113	.659
	Road	41	22	16	3	47	109	122	.573
<i>Second in Atlantic Division - 8th of 30 teams</i>									
<i>Eliminated Ottawa, 4-2, in Conference Quarterfinals; Lost to Montreal, 4-3, in Conference Semifinals</i>									
<b>2010-11</b>	<b>Dan Bylsma</b>	<b>82</b>	<b>49</b>	<b>25</b>	<b>8</b>	<b>106</b>	<b>228</b>	<b>196</b>	<b>.646</b>
	Home	41	25	14	2	52	116	94	.634
	Road	41	24	11	6	54	112	102	.659
<i>Second in Atlantic Division - 3rd (tied) of 30 teams - Lost to Tampa Bay, 4-3, in Conference Quarterfinals</i>									
<b>2011-12</b>	<b>Dan Bylsma</b>	<b>82</b>	<b>51</b>	<b>25</b>	<b>6</b>	<b>108</b>	<b>273</b>	<b>218</b>	<b>.659</b>
	Home	41	29	10	2	60	146	103	.732
	Road	41	22	15	4	48	127	115	.585
<i>Second in Atlantic Division - 4th of 30 teams - Lost to Philadelphia, 4-2, in Conference Quarterfinals</i>									

Year	Coach	GP	W	L	T/SO	PTS	GF	GA	PCT
<b>2012-13</b>	<b>Dan Bylsma</b>	<b>48</b>	<b>36</b>	<b>12</b>	<b>0</b>	<b>72</b>	<b>162</b>	<b>119</b>	<b>.750</b>
	<b>Home</b>	24	18	6	0	36	78	52	.750
	<b>Road</b>	24	18	6	0	36	84	67	.750
<i>First in Atlantic Division - 2nd of 30 teams - Eliminated NY Islanders, 4-2, in Conference Quarterfinals; Eliminated Ottawa, 4-1, in Conference Semifinals; Lost to Boston, 4-0, in Conference Final</i>									
<b>2013-14</b>	<b>Dan Bylsma</b>	<b>82</b>	<b>51</b>	<b>24</b>	<b>7</b>	<b>109</b>	<b>242</b>	<b>204</b>	<b>.665</b>
	<b>Home</b>	41	28	9	4	60	132	93	.732
	<b>Road</b>	41	23	15	3	49	110	111	.598
<i>First in Metropolitan Division - 6th of 30 teams - Eliminated Columbus, 4-2, in First Round; Lost to NY Rangers, 4-3, in Second Round</i>									
<b>2014-15</b>	<b>Mike Johnston</b>	<b>82</b>	<b>43</b>	<b>27</b>	<b>12</b>	<b>98</b>	<b>217</b>	<b>204</b>	<b>.598</b>
	<b>Home</b>	41	23	14	4	50	116	103	.610
	<b>Road</b>	41	20	13	8	48	101	101	.585
<i>Fourth in Metropolitan Division - 15th of 30 teams - Lost to NY Rangers, 4-1, in First Round</i>									
<b>2015-16</b>	<b>TOTAL</b>	<b>82</b>	<b>48</b>	<b>26</b>	<b>8</b>	<b>104</b>	<b>241</b>	<b>199</b>	<b>.634</b>
	<b>Mike Johnston</b>	28	15	10	3	33	66	65	.589
	<b>Mike Sullivan</b>	54	33	16	5	71	175	134	.657
	<b>Home</b>	41	26	11	4	56	131	101	.683
	<b>Road</b>	41	22	15	4	48	110	98	.585
<i>Mike Sullivan replaced Mike Johnston on Dec. 12, 2015</i>									
<i>Second in Metropolitan Division - 4th of 30 teams</i>									
<i>Eliminated NY Rangers, 4-1, in Conference Quarterfinals; Eliminated Washington, 4-2, in Conference Semifinals; Eliminated Tampa Bay, 4-3, in Conference Final; Defeated San Jose, 4-2, in Stanley Cup Final</i>									

# CAPTAINS, PRESIDENTS, SCOUTS

## Presidents

1967-70	Jack E. McGregor
1970-72	Jack Riley
1973-74	No President
1975-77	Wren Blair
1977-81	Vince Bartimo
1981-88	Edward J. DeBartolo, Sr.
1988-91	Denise DeBartolo-York
1991-92	Howard Baldwin
1993-96	Jack Kelley
1996-97	Donn Patton
1998-99	Craig Patrick
1999-01	Mario Lemieux
2001-02	Tom Rooney/Ken Sawyer
2002-07	Ken Sawyer
2007-Present	David Morehouse

## Captains

1967-68	Ab McDonald
1968-69	Earl Ingarfield
1969-73	No Captain
1973-77	Ron Schock
1977-78	Jean Pronovost
1978-81	Orest Kindrachuk
1981-84	Randy Carlyle
1984-86	Mike Bullard
1986-87	Mike Bullard/Terry Ruskowski
1987-88	Dan Frawley/Mario Lemieux
1988-94	Mario Lemieux
1994-95	Ron Francis
1995-97	Mario Lemieux
1997-98	Ron Francis
1998-01	Jaromir Jagr
2001-06	Mario Lemieux
2006-07	No Captain
2007-Present	Sidney Crosby

## Scouts

Edgar Brenchley	[1967-70 & 1971-73]	Charlie Hodge	[1989-05]	Dan MacKinnon	[2006-16]
Rudy Migay	[1967-68 & 1971-75]	Doug McCauley	[1989-91]	Chris DePiero	[2012-16]
Ken Carson	[1967-68]	Ralph Cox	[1989-99]	Jay Heinbuck	[2006-present]
"Red" Sullivan	[1969-70]	Pierre McGuire	[1990-91]	Patrik Allvin	[2006-present]
Dave Lucas	[1969-75]	Mark Kelley	[1993-06]	Wayne Meier	[2006-present]
Clare Rothermel	[1969-75 & 1977-84]	Phil Russell	[1993-97]	Brian Fitzgerald	[2006-present]
Ron Marlow	[1971-72]	Glenn Patrick	[1994-06]	Derek Clancey	[2007-present]
Dick Coss	[1971-72]	Herb Brooks	[1996-03]	Luc Gauthier	[2008-present]
Gerry Brown	[1971-74]	Wayne Daniels	[1999-05]	Ron Pyette	[2008-present]
Jack Riley	[1974-75]	Neil Shea	[1999-06]	Randy Sexton	[2010-present]
Ken Schinkel	[1974-76]	Richard Rose	[2001-05]	Al Santilli	[2011-present]
Gerald Blair	[1976-77]	Chuck Grillo	[2001-11]	Tommy Westlund	[2011-present]
Billy Taylor	[1979-86]	Matt Recchi	[2005-08]	Scott Bell	[2012-present]
Albert Mandanici	[1981-88]	Kevin Stevens	[2005-12]	Gilles Meloche	[1990-06; 2013-present]
Lou Angotti	[1984-86]	Bill O'Flaherty	[2006-07]	Warren Young	[2013-present]
Bruce Haralson	[1984-89]	Darryl Plandowski	[2006-08]	Frank Golden	[2014-present]
John Gill	[1985-95]	Robert Neuhauser	[2006-11]	Colin Alexander	[2015-present]
Paul Goulet	[1986-88]	Jim Madigan	[2006-11]	Petri Pakaslahti	[2015-present]
Doug Wood	[1986-88]	David McNamara	[2007-12]	Ryan Bowness	[2016-present]
Rick Kehoe	[1986-06]	Dave Allison	[2009-12]	Casey Torres	[2016-present]
Fred Gore	[1987-89]	Andre Savard	[2009-14]		
Greg Malone	[1988-06]	Don Waddell	[2012-14]		
Les Binkley	[1989-99]	Erkki Rajamaki	[2013-15]		

# ALL-TIME LEADERS

## Games Played

SEASON		
Joe Mullen	84	1993-94
Larry Murphy	84	1993-94
Martin Straka	84	1993-94
Ron Francis	84	1992-93
Shawn McEachern	84	1992-93
Kevin Stevens	83	1993-94
Larry Murphy	83	1992-93
32 Players Tied With 82		

CAREER	
Mario Lemieux	915
Jaromir Jagr	806
Jean Pronovost	753
Rick Kehoe	722
<b>Sidney Crosby</b>	<b>707</b>
Brooks Orpik	703
<b>Marc-Andre Fleury</b>	<b>653</b>
<b>Evgeni Malkin</b>	<b>644</b>
Ron Stackhouse	621
Ron Schock	619
Dave Burrows	573
Bob Errey	572
<b>Kris Letang</b>	<b>562</b>

## Goals

SEASON		
Mario Lemieux	85	1988-89
Mario Lemieux	70	1987-88
Mario Lemieux	69	1995-96
Mario Lemieux	69	1992-93
Jaromir Jagr	62	1995-96
Kevin Stevens	55	1992-93
Rick Kehoe	55	1980-81
Kevin Stevens	54	1991-92
Mario Lemieux	54	1986-87
Pierre Larouche	53	1975-76
Jaromir Jagr	52	2000-01
Jean Pronovost	52	1975-76
<b>Sidney Crosby</b>	<b>51</b>	<b>2009-10</b>
Mike Bullard	51	1983-84
<b>Evgeni Malkin</b>	<b>50</b>	<b>2011-12</b>
Mario Lemieux	50	1996-97

CAREER	
Mario Lemieux	690
Jaromir Jagr	439
<b>Sidney Crosby</b>	<b>338</b>
Jean Pronovost	316
Rick Kehoe	312
<b>Evgeni Malkin</b>	<b>295</b>
Kevin Stevens	260
Mike Bullard	185
Martin Straka	165
Ron Francis	164
<b>Chris Kunitz</b>	<b>160</b>
Mark Recchi	154
Joe Mullen	153
Alexei Kovalev	151
Syl Apps	151
Rob Brown	150

## Assists

SEASON		
Mario Lemieux	114	1988-89
Mario Lemieux	98	1987-88
Mario Lemieux	93	1985-86
Mario Lemieux	92	1995-96
Ron Francis	92	1995-96
Mario Lemieux	91	1992-93
Jaromir Jagr	87	1995-96
Mario Lemieux	87	1991-92
<b>Sidney Crosby</b>	<b>84</b>	<b>2006-07</b>

CAREER	
Mario Lemieux	1,033
Jaromir Jagr	640
<b>Sidney Crosby</b>	<b>600</b>
<b>Evgeni Malkin</b>	<b>465</b>
Ron Francis	449
Syl Apps	349
Paul Coffey	332
Rick Kehoe	324
Kevin Stevens	295
Jean Pronovost	287
Ron Schock	280

## Points

SEASON			CAREER	
Mario Lemieux	199	1988-89	Mario Lemieux	1,723
Mario Lemieux	168	1987-88	Jaromir Jagr	1,079
Mario Lemieux	161	1995-96	<b>Sidney Crosby</b>	<b>938</b>
Mario Lemieux	160	1992-93	<b>Evgeni Malkin</b>	<b>760</b>
Jaromir Jagr	149	1995-96	Rick Kehoe	636
Mario Lemieux	141	1985-86	Ron Francis	613
Mario Lemieux	131	1991-92	Jean Pronovost	603
Jaromir Jagr	127	1998-99	Kevin Stevens	555
Kevin Stevens	123	1991-92	Syl Apps	500
Mario Lemieux	123	1989-90	Martin Straka	442
Mario Lemieux	122	1996-97	Paul Coffey	440
Jaromir Jagr	121	2000-01	Ron Schock	404
<b>Sidney Crosby</b>	<b>120</b>	<b>2006-07</b>	Mark Recchi	385
Ron Francis	119	1995-96	Greg Malone	364
Rob Brown	115	1988-89	Mike Bullard	360
			<b>Chris Kunitz</b>	<b>359</b>

## Power-Play Goals

SEASON			CAREER	
Mario Lemieux	31	1995-96	Mario Lemieux	236
Mario Lemieux	31	1988-89	Jaromir Jagr	110
Kevin Stevens	26	1992-93	Kevin Stevens	110
Rob Brown	24	1988-89	<b>Evgeni Malkin</b>	<b>108</b>
Mario Lemieux	22	1987-88	<b>Sidney Crosby</b>	<b>101</b>
Kevin Stevens	21	1993-94	Rick Kehoe	95
Dan Quinn	21	1987-88	Jean Pronovost	69
Paul Gardner	21	1981-82	Rob Brown	68
Four Players Tied With 20			Mark Recchi	61
			Paul Gardner	59
			Mike Bullard	58
			Ron Francis	54

## Game-Winning Goals

SEASON			CAREER	
Jaromir Jagr	12	1995-96	Jaromir Jagr	78
Petr Sykora	10	2008-09	Mario Lemieux	74
Jaromir Jagr	10	2000-01	<b>Evgeni Malkin</b>	<b>50</b>
Mario Lemieux	10	1992-93	<b>Sidney Crosby</b>	<b>46</b>
<b>Sidney Crosby</b>	<b>9</b>	<b>2015-16</b>	Jean Pronovost	42
<b>Evgeni Malkin</b>	<b>9</b>	<b>2011-12</b>	Kevin Stevens	27
Alexei Kovalev	9	2000-01	Rick Kehoe	26
Joe Mullen	9	1993-94	Martin Straka	26
Jaromir Jagr	9	1992-93	<b>Chris Kunitz</b>	<b>25</b>
Mark Recchi	9	1990-91	Mark Recchi	22
Jean Pronovost	9	1974-75	Joe Mullen	22
Five Players Tied With 8			Pascal Dupuis	21
			Alex Kovalev	21
			Ron Francis	21

## Shorthanded Goals

SEASON			CAREER	
Mario Lemieux	13	1988-89	Mario Lemieux	49
Mario Lemieux	10	1987-88	Ron Schock	14
Mario Lemieux	8	1995-96	Jean Pronovost	14
Jordan Staal	7	2006-07	Jordan Staal	13
Mario Lemieux	6	1992-93	Maxime Talbot	12
Ryan Malone	5	2005-06	George Ferguson	12
Eight Players Tied With 4			Ryan Malone	11
			Syl Apps	11
			Phil Bourque	10
			Martin Straka	9
			Jaromir Jagr	9
			Bob Errey	9

## Shots

SEASON			CAREER	
Jaromir Jagr	403	1995-96	Mario Lemieux	3,633
Mario Lemieux	382	1987-88	Jaromir Jagr	2,911
Jaromir Jagr	343	1998-99	<b>Sidney Crosby</b>	<b>2,341</b>
Paul Coffey	342	1998-99	Jean Pronovost	2,310
<b>Evgeni Malkin</b>	<b>339</b>	<b>2011-12</b>	<b>Evgeni Malkin</b>	<b>2,257</b>
Mario Lemieux	338	1995-96	Rick Kehoe	2,165
James Neal	329	2011-12	Kevin Stevens	1,631
Mario Lemieux	327	1996-97	<b>Kris Letang</b>	<b>1,384</b>

## Shooting Percentage

SEASON			CAREER	
Warren Young	30.8	1984-85	Rob Brown	19.7
Rob Brown	30.0	1987-88	Mike Bullard	19.1
Rob Brown	29.0	1988-89	Mario Lemieux	19.0
Terry Ruskowski	28.6	1985-86	Paul Gardner	19.0
Mario Lemieux	27.2	1988-89		

## Overtime Goals

SEASON			CAREER	
Colby Armstrong	3	2006-07	Mario Lemieux	11
<b>Sidney Crosby</b>	<b>3</b>	<b>2005-06</b>	<b>Sidney Crosby</b>	<b>9</b>
Ryan Malone	3	2003-04	<b>Evgeni Malkin</b>	<b>9</b>
Aleksey Morozov	3	2003-04	Jaromir Jagr	9
Jaromir Jagr	3	1998-99	Alexei Kovalev	4
Nine Players Tied With 2			Aleksey Morozov	4

## Consecutive Games Played

REGULAR SEASON	
Craig Adams	319
Ron Schock	313
Jordan Staal	302
Nick Harbaruk	276
<b>Evgeni Malkin</b>	<b>254</b>
Ron Stackhouse	235

### Power-Play Points/Assists (Season)

POINTS			ASSISTS		
Mario Lemieux	80	1988-89	Mario Lemieux	58	1987-88
Mario Lemieux	80	1987-88	Paul Coffey	53	1988-89
Mario Lemieux	79	1995-96	Mario Lemieux	49	1988-89
Paul Coffey	64	1988-89	<b>Sidney Crosby</b>	<b>48</b>	<b>2006-07</b>
Mario Lemieux	62	1985-86	Mario Lemieux	48	1995-96
<b>Sidney Crosby</b>	<b>61</b>	<b>2006-07</b>	Mario Lemieux	45	1985-86
Mario Lemieux	55	1992-93	Ron Francis	42	1995-96
Ron Francis	54	1995-96	Ron Francis	40	1992-93
Jaromir Jagr	51	1995-96	Three Players Tied	39	

### Games by a Goaltender

SEASON			CAREER	
<b>Marc-Andre Fleury</b>	<b>67</b>	<b>2011-12</b>	<b>Marc-Andre Fleury</b>	<b>653</b>
<b>Marc-Andre Fleury</b>	<b>67</b>	<b>2009-10</b>	Tom Barrasso	460
<b>Marc-Andre Fleury</b>	<b>67</b>	<b>2006-07</b>	Denis Herron	290
Johan Hedberg	66	2001-02	Ken Wregget	212
<b>Marc-Andre Fleury</b>	<b>65</b>	<b>2010-11</b>	Les Binkley	196
<b>Marc-Andre Fleury</b>	<b>64</b>	<b>2014-15</b>		
<b>Marc-Andre Fleury</b>	<b>64</b>	<b>2013-14</b>		
Tom Barrasso	63	1997-98		
Tom Barrasso	63	1992-93		
Greg Millen	63	1980-81		

### Victories

SEASON			CAREER	
Tom Barrasso	43	1992-93	<b>Marc-Andre Fleury</b>	<b>357</b>
<b>Marc-Andre Fleury</b>	<b>42</b>	<b>2011-12</b>	Tom Barrasso	226
<b>Marc-Andre Fleury</b>	<b>40</b>	<b>2006-07</b>	Ken Wregget	104
<b>Marc-Andre Fleury</b>	<b>39</b>	<b>2013-14</b>	Denis Herron	88
<b>Marc-Andre Fleury</b>	<b>37</b>	<b>2009-10</b>	Jean-Sebastien Aubin	63
<b>Marc-Andre Fleury</b>	<b>36</b>	<b>2010-11</b>	Les Binkley	58
<b>Marc-Andre Fleury</b>	<b>35</b>	<b>2015-16</b>	Greg Millen	57
<b>Marc-Andre Fleury</b>	<b>35</b>	<b>2008-09</b>	Johan Hedberg	46
<b>Marc-Andre Fleury</b>	<b>34</b>	<b>2014-15</b>	Roberto Romano	46
Tom Barrasso	31	1997-98	Jim Rutherford	44
Tom Barrasso	29	1995-96		
Tom Barrasso	27	1990-91		

### Shutouts

SEASON			CAREER	
<b>Marc-Andre Fleury</b>	<b>10</b>	<b>2014-15</b>	<b>Marc-Andre Fleury</b>	<b>43</b>
Tom Barrasso	7	1997-98	Tom Barrasso	22
Johan Hedberg	6	2001-02	Les Binkley	11
Les Binkley	6	1967-68	Johan Hedberg	7
<b>Marc-Andre Fleury</b>	<b>5</b>	<b>2015-16</b>	Ken Wregget	6
<b>Marc-Andre Fleury</b>	<b>5</b>	<b>2013-14</b>	Denis Herron	6
<b>Marc-Andre Fleury</b>	<b>5</b>	<b>2006-07</b>	Jean-Sebastien Aubin	6
Dunc Wilson	5	1976-77	Dunc Wilson	5
Tom Barrasso	4	1998-99		
Tom Barrasso	4	1992-93		

# SEASON LEADERS

	Goals		Assists	
1967-68	22	Ab McDonald	39	Andy Bathgate
1968-69	25	Keith McCreary	38	Charlie Burns
1969-70	20	Dean Prentice	32	Michel Briere
1970-71	21	Keith McCreary, Dean Prentice, Jean Pronovost	32	Bryan Hextall
1971-72	30	Greg Polis, Jean Pronovost	44	Syl Apps
1972-73	35	Al McDonough	56	Syl Apps
1973-74	43	Lowell MacDonald	61	Syl Apps
1974-75	43	Jean Pronovost	63	Ron Schock
1975-76	53	Pierre Larouche	67	Syl Apps
1976-77	33	Jean Pronovost	43	Syl Apps
1977-78	40	Jean Pronovost	43	Greg Malone
1978-79	35	Greg Malone	42	Orest Kindrachuk
1979-80	30	Rick Kehoe	32	Greg Malone
1980-81	55	Rick Kehoe	67	Randy Carlyle
1981-82	36	Mike Bullard, Paul Gardner	65	Randy Carlyle
1982-83	29	Rick Kehoe	44	Greg Malone
1983-84	51	Mike Bullard	41	Mike Bullard
1984-85	43	Mario Lemieux	57	Mario Lemieux
1985-86	48	Mario Lemieux	93	Mario Lemieux
1986-87	54	Mario Lemieux	53	Mario Lemieux
1987-88	70	Mario Lemieux	98	Mario Lemieux
1988-89	85	Mario Lemieux	114	Mario Lemieux
1989-90	45	Mario Lemieux	78	Mario Lemieux
1990-91	40	Mark Recchi, Kevin Stevens	73	Mark Recchi
1991-92	54	Kevin Stevens	87	Mario Lemieux
1992-93	69	Mario Lemieux	91	Mario Lemieux
1993-94	41	Kevin Stevens	67	Jaromir Jagr
1994-95	32	Jaromir Jagr	48	Ron Francis
1995-96	69	Mario Lemieux	92	Mario Lemieux, Ron Francis
1996-97	50	Mario Lemieux	72	Mario Lemieux
1997-98	35	Jaromir Jagr	67	Jaromir Jagr
1998-99	44	Jaromir Jagr	83	Jaromir Jagr
1999-00	42	Jaromir Jagr	54	Jaromir Jagr
2000-01	52	Jaromir Jagr	69	Jaromir Jagr
2001-02	32	Alexei Kovalev	44	Alexei Kovalev
2002-03	28	Mario Lemieux	63	Mario Lemieux
2003-04	22	Ryan Malone	36	Dick Tarnstrom
2005-06	39	Sidney Crosby	63	Sidney Crosby
2006-07	36	Sidney Crosby	84	Sidney Crosby



	<b>Goals</b>		<b>Assists</b>	
2007-08	47	Evgeni Malkin	59	Evgeni Malkin
2008-09	35	Evgeni Malkin	78	Evgeni Malkin
2009-10	51	Sidney Crosby	58	Sidney Crosby
2010-11	32	Sidney Crosby	42	Kris Letang
2011-12	50	Evgeni Malkin	59	Evgeni Malkin
2012-13	22	Chris Kunitz	41	Sidney Crosby
2013-14	36	Sidney Crosby	68	Sidney Crosby
2014-15	28	Sidney Crosby/Evgeni Malkin	56	Sidney Crosby
2015-16	36	Sidney Crosby	51	Kris Letang

	Points		GW Goals	
1967-68	58	Andy Bathgate	4	Andy Bathgate
1968-69	52	Ken Schinkel	4	Keith McCreary
1969-70	51	Dean Prentice	5	Ken Schinkel
1970-71	48	Bryan Hextall	3	Andy Bathgate, Keith McCreary
1971-72	59	Syl Apps	5	Bryan Hextall
1972-73	85	Syl Apps	5	Jean Pronovost
1973-74	85	Syl Apps	4	Al McDonough
1974-75	86	Ron Schock	9	Jean Pronovost
1975-76	111	Pierre Larouche	4	Syl Apps, Bob Kelly
1976-77	65	Jean Pronovost	6	Pierre Larouche
1977-78	65	Jean Pronovost	5	Jean Pronovost
1978-79	65	Greg Malone	7	Peter Lee
1979-80	60	Rick Kehoe	5	Paul Marshall
1980-81	88	Rick Kehoe	5	Rick Kehoe, Rod Schutt
1981-82	85	Rick Kehoe	5	Mike Bullard
1982-83	67	Doug Shedden	4	Pat Boutette
1983-84	92	Mike Bullard	3	Rick Kehoe
1984-85	100	Mario Lemieux	3	Wayne Binachin, Mike Bullard, Doug Shedden, Warren Young
1985-86	141	Mario Lemieux	7	Terry Ruskowski
1986-87	107	Mario Lemieux	5	Randy Cunneynworth
1987-88	168	Mario Lemieux	7	Mario Lemieux
1988-89	199	Mario Lemieux	8	Mario Lemieux
1989-90	123	Mario Lemieux	4	John Cullen, Mario Lemieux, Mark Recchi
1990-91	113	Mark Recchi	9	Mark Recchi
1991-92	131	Mario Lemieux	5	Mario Lemieux
1992-93	160	Mario Lemieux	10	Mario Lemieux
1993-94	99	Jaromir Jagr	9	Joe Mullen
1994-95	70	Jaromir Jagr	7	Jaromir Jagr
1995-96	161	Mario Lemieux	2	Jaromir Jagr
1996-97	122	Mario Lemieux	7	Mario Lemieux
1997-98	102	Jaromir Jagr	8	Jaromir Jagr
1998-99	127	Jaromir Jagr	7	Jaromir Jagr
1999-00	96	Jaromir Jagr	5	Jaromir Jagr, Robert Lang
2000-01	121	Jaromir Jagr	10	Jaromir Jagr
2001-02	76	Alexei Kovalev	6	Jan Hrdina
2002-03	91	Mario Lemieux	4	Mario Lemieux, Martin Straka
2003-04	52	Dick Tarnstrom	5	Aleksey Morozov
2005-06	102	Sidney Crosby	5	Sidney Crosby
2006-07	120	Sidney Crosby	6	Evgeni Malkin
2007-08	106	Evgeni Malkin	6	Ryan Malone
2008-09	113	Evgeni Malkin	10	Petr Sykora
2009-10	109	Sidney Crosby	7	Evgeni Malkin
2010-11	66	Sidney Crosby	4	Jordan Staal

	<b>Points</b>		<b>GW Goals</b>	
2011-12	109	Evgeni Malkin	9	Evgeni Malkin
2012-13	56	Sidney Crosby	6	James Neal
2013-14	104	Sidney Crosby	8	Chris Kunitz
2014-15	84	Sidney Crosby	5	Chris Kunitz/Blake Comeau
2015-16	85	Sidney Crosby	9	Sidney Crosby

	PP Goals		SH Goals	
1967-68	6	Ab McDonald	1	Ab McDonald, Earl Ingarfield
1968-69	8	Keith McCreary, Ken Schinkel	2	Jean Pronovost, Bob Woytowich
1969-70	12	Dean Prentice	1	Val Fonteyne, Ron Schock
1970-71	7	Andy Bathgate, Dean Prentice	2	Ron Schock
1971-72	8	Greg Polis	2	Ron Schock
1972-73	8	Greg Polis, Eddie Shack	3	Ron Schock
1973-74	9	Lowell MacDonald	4	Syl Apps
1974-75	11	Jean Pronovost	4	Vic Hadfield
1975-76	18	Pierre Larouche	2	Lew Morrison, Jean Pronovost
1976-77	8	Pierre Larouche	2	Syl Apps
1977-78	12	Jean Pronovost	2	Pete Mahovich, Jean Pronovost
1978-79	10	Peter Lee	3	George Ferguson
1979-80	7	Rick Kehoe	3	George Ferguson
1980-81	20	Rick Kehoe	3	George Ferguson
1981-82	21	Paul Gardner	3	George Ferguson
1982-83	20	Paul Gardner	1	Pat Boutette, Randy Carlyle, Doug Shedden
1983-84	15	Mike Bullard	2	Kevin McClelland
1984-85	14	Mike Bullard	2	Mitch Lamoreux
1985-86	17	Doug Shedden	3	Dave Hannan
1986-87	19	Mario Lemieux	3	Dan Quinn
1987-88	22	Mario Lemieux	10	Mario Lemieux
1988-89	31	Mario Lemieux	13	Mario Lemieux
1989-90	14	Mario Lemieux	3	Mario Lemieux
1990-91	18	Kevin Stevens	4	Phil Bourque
1991-92	19	Kevin Stevens	4	Mario Lemieux
1992-93	26	Kevin Stevens	6	Mario Lemieux
1993-94	21	Kevin Stevens	2	Shawn McEachern
1994-95	8	Jaromir Jagr	3	Jaromir Jagr
1995-96	31	Mario Lemieux	8	Mario Lemieux
1996-97	15	Mario Lemieux	3	Petr Nedved
1997-98	15	Stu Barnes	3	Martin Straka
1998-99	10	Jaromir Jagr	4	Martin Straka
1999-00	13	Robert Lang	2	Alexei Kovalev
2000-01	16	Mario Lemieux	2	Alexei Kovalev
2001-02	8	Alexei Kovalev	1	Alexei Kovalev, Robert Lang, Toby Petersen, Dan LaCouture, Wayne Primeau
2002-03	14	Mario Lemieux	2	Ville Nieminen
2003-04	12	Dick Tarnstrom	3	Ryan Malone
2005-06	16	Sidney Crosby	5	Ryan Malone
2006-07	16	Evgeni Malkin	7	Jordan Staal
2007-08	17	Evgeni Malkin	2	Ryan Malone
2008-09	14	Evgeni Malkin	2	Evgeni Malkin, Maxime Talbot
2009-10	13	Evgeni Malkin, Sidney Crosby	2	Evgeni Malkin, Sidney Crosby, Jordan Staal
2010-11	10	Sidney Crosby	4	Pascal Dupuis

	<b>PP Goals</b>		<b>SH Goals</b>	
2011-12	18	James Neal	3	Pascal Dupuis, Jordan Staal
2012-13	9	James Neal, Chris Kunitz	1	Pascal Dupuis, Craig Adams
2013-14	13	Chris Kunitz	3	Brandon Sutter
2014-15	10	Sidney Crosby	4	Brandon Sutter
2015-16	11	Evgeni Malkin	4	Eric Fehr

	Penalty Mins		Shots	
1967-68	74	Leo Boivin	293	Andy Bathgate
1968-69	81	Dunc McCallum	225	Ken Schinkel
1969-70	189	Bryan Watson	225	Ken Schinkel
1970-71	133	Bryan Watson	225	Jean Pronovost
1971-72	212	Bryan Watson	214	Jean Pronovost
1972-73	179	Bryan Watson	284	Al McDonough
1973-74	138	Steve Durbano	260	Lowell MacDonald
1974-75	172	Colin Campbell	275	Jean Pronovost
1975-76	161	Steve Durbano	319	Pierre Larouche
1976-77	115	Bob Kelly	250	Rick Kehoe
1977-78	378	Dave Schultz	219	Jean Pronovost
1978-79	157	Dave Schultz	219	Jean Pronovost
1979-80	166	Kim Clackson	239	Rick Kehoe
1980-81	204	Paul Baxter	299	Rick Kehoe
1981-82	409	Paul Baxter	249	Rick Kehoe
1982-83	238	Paul Baxter	203	Rick Kehoe
1983-84	297	Gary Rissling	214	Ron Flockhart
1984-85	209	Gary Rissling	209	Mario Lemieux
1985-86	174	Dan Frawley	276	Mario Lemieux
1986-87	218	Dan Frawley	267	Mario Lemieux
1987-88	206	Rod Buskas	382	Mario Lemieux
1988-89	285	Jay Caufield	342	Paul Coffey
1989-90	171	Kevin Stevens	324	Paul Coffey
1990-91	211	Ulf Samuelsson	253	Kevin Stevens
1991-92	252	Kevin Stevens	325	Kevin Stevens
1992-93	252	Rick Tocchet	326	Kevin Stevens
1993-94	155	Kevin Stevens	298	Jaromir Jagr
1994-95	114	Francois Leroux	192	Jaromir Jagr
1995-96	161	Francois Leroux	403	Jaromir Jagr
1996-97	155	Dave Roche	327	Mario Lemieux
1997-98	181	Chris Tamer	262	Jaromir Jagr
1998-99	93	Brad Werenka	343	Jaromir Jagr
1999-00	197	Matthew Barnaby	290	Jaromir Jagr
2000-01	165	Krzysztof Oliwa	317	Jaromir Jagr
2001-02	150	Krzysztof Oliwa	266	Alexei Kovalev
2002-03	128	Steve McKenna	235	Mario Lemieux
2003-04	127	Brooks Orpik	163	Rico Fata
2005-06	124	Brooks Orpik, Eric Cairns	278	Sidney Crosby
2006-07	125	Jarkko Ruutu	250	Sidney Crosby
2007-08	141	Georges Laraque	272	Evgeni Malkin
2008-09	171	Eric Godard	290	Evgeni Malkin
2009-10	120	Mike Rupp	298	Sidney Crosby
2010-11	129	Matt Cooke	236	Kris Letang
2011-12	87	James Neal	339	Evgeni Malkin

	Penalty Mins		Shots	
2012-13	62	Tanner Glass	140	Pascal Dupuis
2013-14	90	Tanner Glass	259	Sidney Crosby
2014-15	238	Steve Downie	237	Sidney Crosby
2015-16	66	Kris Letang	274	Phil Kessel

	Plus/Minus		G.A.A.	
1967-68	-2	Paul Andrea	2.86	Hank Bassen
1968-69	E	Gene Ubriaco	3.20	Joe Daley
1969-70	-1	Bryan Watson	3.03	Al Smith
1970-71	10	Wally Boyer	2.86	Les Binkley
1971-72	18	Syl Apps	3.22	Jim Rutherford
1972-73	37	Lowell MacDonald	2.91	Jim Rutherford
1973-74	21	Syl Apps	3.44	Jim Rutherford
1974-75	29	Barry Wilkins	3.09	Gary Inness
1975-76	27	Dave Burrows	3.45	Michel Plasse
1976-77	13	Bob Kelly	2.94	Denis Herron
1977-78	4	Pete Mahovich	3.57	Denis Herron
1978-79	21	Ron Stackhouse	3.37	Denis Herron
1979-80	16	Ron Stackhouse	3.64	Greg Millen
1980-81	4	Mark Johnson	4.16	Greg Millen
1981-82	9	Greg Sheppard	3.79	Michel Dion
1982-83	-9	Peter Lee	4.26	Michel Dion
1983-84	3	Bryan Maxwell	4.08	Denis Herron
1984-85	-6	Gary Rissling	4.42	Roberto Romano
1985-86	15	Mike Blaisdell	3.56	Roberto Romano
1986-87	14	Randy Cunneyworth	3.43	Gilles Meloche
1987-88	23	Mario Lemieux	3.35	Steve Guenette
1988-89	41	Mario Lemieux	4.04	Tom Barrasso
1989-90	11	Randy Hillier	4.17	Wendell Young
1990-91	17	Gord Roberts	3.59	Tom Barrasso
1991-92	33	Larry Murphy	3.53	Tom Barrasso
1992-93	55	Mario Lemieux	3.01	Tom Barrasso
1993-94	24	Martin Straka	3.36	Tom Barrasso
1994-95	30	Ron Francis	3.21	Ken Wregget
1995-96	37	Petr Nedved	3.24	Ken Wregget
1996-97	27	Mario Lemieux	2.94	Patrick Lalime
1997-98	17	Jaromir Jagr	2.07	Tom Barrasso
1998-99	18	German Titov	2.22	Jean-Sebastien Aubin
1999-00	25	Jaromir Jagr	2.58	Jean-Sebastien Aubin
2000-01	20	Robert Lang	2.64	Johan Hedberg
2001-02	9	Robert Lang	2.75	Johan Hedberg
2002-03	2	Guillaume Lefebvre	2.64	Sebastien Caron
2003-04	2	Rob Scuderi	2.98	Jean-Sebastien Aubin
2005-06	15	Colby Armstrong	3.25	Marc-Andre Fleury
2006-07	16	Jordan Staal	2.83	Marc-Andre Fleury, Jocelyn Thibault
2007-08	18	Sidney Crosby	2.33	Marc-Andre Fleury
2008-09	23	Rob Scuderi	2.67	Marc-Andre Fleury
2009-10	19	Jordan Staal	2.65	Marc-Andre Fleury
2010-11	20	Sidney Crosby	2.17	Brent Johnson
2011-12	21	Kris Letang	2.36	Marc-Andre Fleury



	<b>Plus/Minus</b>		<b>G.A.A.</b>	
2012-13	31	Pascal Dupuis	2.39	Marc-Andre Fleury
2013-14	33	Matt Niskanen	2.37	Marc-Andre Fleury
2014-15	17	Paul Martin	2.32	Marc-Andre Fleury
2015-16	29	Chris Kunitz	2.29	Marc-Andre Fleury

	Shutouts		Wins	
1967-68	6	Les Binkley	20	Les Binkley
1968-69	2	Joe Daley	10	Les Binkley, Joe Daley
1969-70	3	Les Binkley	15	Al Smith
1970-71	2	Les Binkley, Al Smith	11	Les Binkley
1971-72	1	Jim Rutherford	17	Jim Rutherford
1972-73	3	Jim Rutherford	20	Jim Rutherford
1973-74	1	Andy Brown	13	Andy Brown
1974-75	2	Gary Inness	24	Gary Inness
1975-76	2	Michel Plasse	24	Michel Plasse
1976-77	5	Dunc Wilson	18	Dunc Wilson
1977-78	0	-	20	Denis Herron
1978-79	2	Greg Millen	22	Denis Herron
1979-80	2	Greg Millen	18	Greg Millen
1980-81	0	-	25	Greg Millen
1981-82	1	Gary Edwards	15	Michel Dion
1982-83	1	Denis Herron	12	Michel Dion
1983-84	1	Denis Herron, Roberto Romano	8	Denis Herron
1984-85	1	Denis Herron, Roberto Romano	10	Denis Herron
1985-86	2	Roberto Romano	21	Roberto Romano
1986-87	0	-	13	Gilles Meloche
1987-88	1	Steve Guenette, Frank Pietrangelo	12	Steve Guenette
1988-89	0	-	18	Tom Barrasso
1989-90	1	Wendell Young	16	Wendell Young
1990-91	1	Tom Barrasso	27	Tom Barrasso
1991-92	1	Tom Barrasso	25	Tom Barrasso
1992-93	4	Tom Barrasso	43	Tom Barrasso
1993-94	2	Tom Barrasso	22	Tom Barrasso
1994-95	0	-	25	Ken Wregget
1995-96	3	Ken Wregget	29	Tom Barrasso
1996-97	3	Ken Wregget	21	Patrick Lalime
1997-98	7	Tom Barrasso	31	Tom Barrasso
1998-99	4	Tom Barrasso	19	Tom Barrasso
1999-00	2	Jean-Sebastien Aubin	21	Jean-Sebastien Aubin
2000-01	3	Garth Snow	20	Jean-Sebastien Aubin
2001-02	6	Johan Hedberg	25	Johan Hedberg
2002-03	2	Sebastien Caron	14	Johan Hedberg
2003-04	1	Jean-Sebastien Aubin, Sebastien Caron, Marc-Andre Fleury	9	Sebastien Caron
2005-06	1	Marc-Andre Fleury, Sebastien Caron	13	Marc-Andre Fleury
2006-07	5	Marc-Andre Fleury	40	Marc-Andre Fleury
2007-08	4	Marc-Andre Fleury	19	Marc-Andre Fleury
2008-09	4	Marc-Andre Fleury	35	Marc-Andre Fleury
2009-10	1	Marc-Andre Fleury	37	Marc-Andre Fleury
2010-11	3	Marc-Andre Fleury	36	Marc-Andre Fleury
2011-12	3	Marc-Andre Fleury	42	Marc-Andre Fleury

	Shutouts		Wins	
2012-13	3	Tomas Vokoun	23	Marc-Andre Fleury
2013-14	5	Marc-Andre Fleury	39	Marc-Andre Fleury
2014-15	10	Marc-Andre Fleury	34	Marc-Andre Fleury
2015-16	5	Marc-Andre Fleury	35	Marc-Andre Fleury

# TEAM RECORDS

## Season

### POINTS

<b>Most Overall</b>	119*	1992-93
<b>Most Home</b>	66	1992-93
<b>Most Road</b>	54	2010-11
<b>Fewest Overall</b>	38	1983-84
<b>Fewest Home</b>	18	1983-84
<b>Fewest Road</b>	13	1982-83

*\*Includes four points from neutral site games*

### WINS

<b>Most Overall</b>	56	1992-93
<b>Most Home</b>	32	1995-96
<b>Most Road</b>	24	2010-11, 1992-93
<b>Fewest Overall</b>	16	1983-84
<b>Fewest Home</b>	7	1983-84
<b>Fewest Road</b>	3	1970-71

### LOSSES

<b>Most Overall</b>	58	1983-84
<b>Most Home</b>	29	1983-84
<b>Most Road</b>	31	1982-83
<b>Fewest Overall</b>	21	1992-93
<b>Fewest Home</b>	5	1974-75
<b>Fewest Road</b>	11	2010-11

### TIES

<b>Most Overall</b>	20	1970-71
<b>Most Home</b>	10	1998-99, 1997-98, 1974-75, 1967-68
<b>Most Road</b>	11	1970-71
<b>Fewest Overall</b>	4	1995-96
<b>Fewest Home</b>	0	1995-96
<b>Fewest Road</b>	1	1999-00

### GOALS

<b>Most For</b>	367	1992-93
<b>Most For Home</b>	215	1995-96
<b>Most For Road</b>	162	1988-89
<b>Most Against</b>	394	1982-83
<b>Most Against Home</b>	182	1983-84
<b>Most Against Road</b>	224	1982-83
<b>Fewest For</b>	182	1969-70
<b>Fewest For Home</b>	95	2003-04
<b>Fewest For Road</b>	77	1969-70
<b>Fewest Against</b>	188	1997-98
<b>Fewest Against Home</b>	92	1970-71
<b>Fewest Against Road</b>	90	1997-98

### ASSISTS

<b>Most For</b>	633	1992-93
<b>Most Against</b>	665	1982-83
<b>Fewest For</b>	294	1969-70
<b>Fewest Against</b>	298	1997-98

### POINTS

<b>Most For</b>	1,000	1992-93
<b>Most Against</b>	1,049	1982-83
<b>Fewest For</b>	476	1969-70
<b>Fewest Against</b>	486	1997-98

### PENALTIES

<b>Most For</b>	897	1988-89
<b>Most Against</b>	906	1988-89
<b>Fewest For</b>	248	1967-68
<b>Fewest Against</b>	330	1967-68

## PENALTY MINUTES

<b>Most For</b>	2,670	1988-89
<b>Most Against</b>	2,702	1988-89
<b>Fewest For</b>	554	1967-68
<b>Fewest Against</b>	750	1967-68

## MINORS

<b>Most For</b>	773	1987-88
<b>Most Against</b>	752	1987-88
<b>Fewest For</b>	237	1967-68
<b>Fewest Against</b>	315	1967-68

## MAJORS

<b>Most For</b>	118	1988-89
<b>Most Against</b>	114	1988-89
<b>Fewest For</b>	1	1967-68
<b>Fewest Against</b>	6	1967-68

## MISCONDUCTS

<b>Most For</b>	69	1981-82
<b>Most Against</b>	87	1981-82
<b>Fewest For</b>	1	1968-69
<b>Fewest Against</b>	7	1976-77

## SHOTS ON GOAL

<b>Most For</b>	2,761	1974-75
<b>Most Against</b>	2,908	1983-84
<b>Fewest For</b>	2,009	1998-99
<b>Fewest Against</b>	2,129	1998-99

## POWER-PLAY GOALS

<b>Most For</b>	119	1988-89
<b>Most Against</b>	120	1987-88
<b>Fewest For</b>	37	1967-68
<b>Fewest Against</b>	31	1967-68

## POWER-PLAY CHANCES

<b>Most For</b>	500	1987-88
<b>Most Against</b>	533	2005-06
<b>Fewest For</b>	254	2014-15
<b>Fewest Against</b>	193	1967-68

## POWER-PLAY PERCENTAGE

<b>Highest For</b>	26.0	1995-96
<b>Highest Against</b>	27.4	1982-83
<b>Lowest For</b>	13.6	1967-68
<b>Lowest Against</b>	12.2	2011-12

## SHORTHANDED GOALS

<b>Most For</b>	21	1988-89
<b>Most Against</b>	22	1984-85
<b>Fewest For</b>	2	1968-69, 1967-68
<b>Fewest Against</b>	4	1979-80, 1978-79, 1973-74

## 80 OR MORE POINT PLAYERS

<b>Most For</b>	6	1992-93
<b>Fewest For</b>	0	15 times (last 2012-13)

## 90 OR MORE POINT PLAYERS

<b>Most For</b>	5	1992-93
<b>Fewest For</b>	0	22 times (last 2015-16)

## 100 OR MORE POINT PLAYERS

<b>Most For</b>	4	1992-93
<b>Fewest For</b>	0	26 times (last 2015-16)

## 20 OR MORE GOAL PLAYERS

<b>Most For</b>	9	1989-90, 1974-75
<b>Fewest For</b>	1	2003-04, 2002-03, 1968-69

## 30 OR MORE GOAL PLAYERS

<b>Most For</b>	5	1992-93, 1975-76
<b>Fewest For</b>	0	9 times (last 2014-15)

## 40 OR MORE GOAL PLAYERS

<b>Most For</b>	3	1995-96, 1992-93, 1991-92
<b>Fewest For</b>	0	24 times (last 2015-16)

## 50 OR MORE GOAL PLAYERS

<b>Most For</b>	2	1995-96, 1992-93, 1975-76
<b>Fewest For</b>	0	35 times (last 2015-16)

**40 OR MORE ASSIST PLAYERS**

<b>Most For</b>	7	1975-76
<b>Fewest For</b>	0	6 times (last 2003-04)

**50 OR MORE ASSIST PLAYERS**

<b>Most For</b>	6	1992-93
<b>Fewest For</b>	0	16 times (last 2012-13)

**60 OR MORE ASSIST PLAYERS**

<b>Most For</b>	5	1992-93
<b>Fewest For</b>	0	25 times (last 2015-16)

**100 OR MORE PENALTY MINUTE PLAYERS**

<b>Most For</b>	15	1988-89
<b>Fewest For</b>	0	6 times (last 2015-16)

**200 OR MORE PENALTY MINUTE PLAYERS**

<b>Most For</b>	3	1981-82
<b>Fewest For</b>	0	34 times (last 2015-16)

**Games**

**GOALS**

<b>Most For, Home</b>	12	Toronto [12/26/91] Washington [3/15/75]
<b>Most For, Road</b>	10	NY Rangers [4/9/93]
<b>Most Against, Home</b>	11	NY Rangers [11/25/92]
<b>Most Against, Road</b>	13	Philadelphia [3/22/84]
<b>Most For, Two Consecutive Games</b>	18	12/26/91-12/28/91 12/23/91-12/26/91 3/15/75-3/16/75
<b>Most Against, Two Consecutive Games</b>	19	3/22/84-3/24/84
<b>Most For, Both Teams, Home</b>	18	San Jose 10 – Pittsburgh 8 [1/13/96]
<b>Most For, Both Teams, Road</b>	17	Philadelphia 13 – Pittsburgh 4 [3/22/84]

**ASSISTS**

<b>Most For, Home</b>	20	Toronto [12/26/91] Washington [3/15/75]
<b>Most For, Road</b>	17	NY Rangers [12/3/90]
<b>Most Against, Home</b>	19	NY Rangers [11/25/92]
<b>Most Against, Road</b>	22	Philadelphia [3/22/84]
<b>Most For, Both Teams, Home</b>	28	NY Islanders [2/6/90] Edmonton [2/19/83]
<b>Most For, Both Teams, Road</b>	29	Hartford [12/26/80]

**POINTS**

<b>Most For, Home</b>	32	Toronto [12/26/91] Washington [3/15/75]
<b>Most For, Road</b>	25	NY Rangers [12/3/90]
<b>Most Against, Home</b>	30	NY Rangers [11/25/92]
<b>Most Against, Road</b>	35	Philadelphia [3/22/84]
<b>Most For, Both Teams, Home</b>	45	Edmonton [2/19/83]
<b>Most For, Both Teams, Road</b>	45	Philadelphia [3/22/84] Hartford [12/26/80]

## POWER-PLAY GOALS

<b>Most For, Home</b>	6	Atlanta [10/27/05] Toronto [12/12/86]
<b>Most For, Road</b>	5	Calgary [10/28/98] San Jose [12/5/92] NY Islanders [12/23/91] San Jose [12/5/91]
<b>Most Against, Home</b>	6	Nashville [3/4/04]
<b>Most Against, Road</b>	5	Boston [10/5/89] Hartford [2/26/89] Buffalo [10/12/88]
<b>Most For, Both Teams</b>	10	New Jersey [10/29/86] [PIT 5, NJD 5]

## POWER-PLAY CHANCES

<b>Most For</b>	12	vs. Florida [10/25/05] vs. NY Islanders [2/6/90]
<b>Most Against</b>	14	vs. Washington [10/11/88]
<b>Most For, Both Teams</b>	22	vs. Philadelphia [3/19/88] [PIT 10, PHI 12] at Washington [1/1/88] [PIT 9, WSH 13]

## SHORTHANDED GOALS

<b>Most For</b>	2	34 times [last 3/29/16 vs. Buffalo]
<b>Most Against</b>	3	vs. Ottawa [2/2/06] at Toronto [11/16/88]
<b>Most For, Both Teams</b>	4	vs. Chicago [12/6/89] [PIT 2, CHI 2]

## PENALTIES

<b>Most For, Home</b>	28	Edmonton [1/19/88]
<b>Most For, Road</b>	32	NY Rangers [10/30/88]
<b>Most Against, Home</b>	24	Washington [11/25/89] Edmonton [1/19/80]
<b>Most Against, Road</b>	34	NY Islanders [2/11/11]
<b>Most For, Both Teams, Home</b>	52	Edmonton [1/19/80]
<b>Most For, Both Teams, Road</b>	65	NY Islanders [2/11/11]

## PENALTY MINUTES

<b>Most For, Home</b>	144	Edmonton [1/19/88]
<b>Most For, Road</b>	163	NY Islanders [2/11/11]
<b>Most Against, Home</b>	123	Edmonton [1/19/88]
<b>Most Against, Road</b>	183	NY Islanders [2/11/11]

## Most For, Both Teams, Home

267 Edmonton [1/19/80]  
[PIT 144, EDM 123]

## Most For, Both Teams, Road

346 NY Islanders [2/11/11] [NYI  
183, PIT 163]

## SHOTS

<b>Most For, Home</b>	65	Washington [3/15/75]
<b>Most For, Road</b>	53	Montreal [12/16/00]
<b>Most Against, Home</b>	55	Montreal [10/23/76]
<b>Most Against, Road</b>	62	Chicago [3/12/89]
<b>Fewest For, Home</b>	11	Los Angeles [10/10/03] Carolina [12/16/01]
<b>Fewest For, Road</b>	11	Ottawa [12/26/03] Carolina [12/18/03] Boston [3/27/77]
<b>Fewest Against, Home</b>	11	Phoenix [12/11/99]
<b>Fewest Against, Road</b>	13	Phoenix [12/12/98] Los Angeles [10/22/69]

## SAVES

<b>Most For, Home</b>	51	Detroit [1/31/98]
<b>Most For, Road</b>	57	Chicago [3/12/89]
<b>Most Against, Home</b>	53	Montreal [3/10/74]
<b>Most Against, Road</b>	49	Montreal [12/16/00]
<b>Fewest For, Home</b>	9	Phoenix [12/11/99] Colorado [1/3/98]
<b>Fewest For, Road</b>	11	Carolina [12/4/98] Edmonton [10/31/98] Phoenix [12/12/97] Vancouver [11/17/87]
<b>Fewest Against, Home</b>	11	St. Louis [1/19/00] Philadelphia [3/21/98]
<b>Fewest Against, Road</b>	9	Montreal [10/13/84]

## LARGEST MARGIN OF VICTORY

<b>Home</b>	11	Toronto [12/26/91] [12-1] Washington [3/15/75] [12-1]
<b>Road</b>	8	San Jose [12/5/91] [8-0]

## LARGEST MARGIN OF DEFEAT

<b>Home</b>	9	New Jersey [10/28/00] [9-0]
<b>Road</b>	12	Montreal [2/22/79] [12-0]

## Period

### GOALS

<b>Most For, Home</b>	8	San Jose [12/17/91]
<b>Most For, Road</b>	7	Quebec [2/27/95]
<b>Most Against, Home</b>	6	7 times [last 11/16/96 vs. NY Rangers]
<b>Most Against, Road</b>	7	Philadelphia [3/22/84]
<b>Most For, Both Teams, Home</b>		
	8	9 times [last 11/1/97 vs. Vancouver]

### ASSISTS

<b>Most For, Home</b>	11	St. Louis [11/22/72]
<b>Most For, Road</b>	12	Quebec [2/27/95]
<b>Most Against, Home</b>	12	Quebec [2/16/85]
<b>Most Against, Road</b>	13	Philadelphia [3/22/84]
<b>Most For, Both Teams, Home</b>		
	15	Vancouver [10/6/76]
<b>Most For, Both Teams, Road</b>		
	16	Quebec [2/27/95]

### POINTS

<b>Most For, Home</b>	18	St. Louis [11/22/72]
<b>Most For, Road</b>	19	Quebec [2/27/95]
<b>Most Against, Home</b>	18	Quebec [2/16/85]
<b>Most Against, Road</b>	20	Philadelphia [3/22/84]
<b>Most For, Both Teams, Home</b>		
	23	Vancouver [10/6/76]
<b>Most For, Both Teams, Road</b>		
	25	Quebec [2/27/95]

### PENALTIES

<b>Most For, Home</b>	24	Edmonton [1/19/80]
<b>Most For, Road</b>	32	NY Rangers [10/30/88]
<b>Most Against, Home</b>	22	New Jersey [3/25/89]
<b>Most Against, Road</b>	33	Philadelphia [12/8/88]
<b>Most For, Both Teams, Home</b>		
	43	Edmonton [1/19/80]
<b>Most For, Both Teams, Road</b>		
	64	Philadelphia [12/8/88]

### PENALTY MINUTES

<b>Most For, Home</b>	133	Edmonton [1/19/80]
<b>Most For, Road</b>	146	NY Rangers [10/30/88]
<b>Most Against, Home</b>	110	Edmonton [1/19/80]
<b>Most Against, Road</b>	141	Philadelphia [12/8/88]
<b>Most For, Both Teams, Home</b>		
	243	Edmonton [1/19/80]
<b>Most For, Both Teams, Road</b>		
	272	NY Rangers [10/30/88]

### SHOTS

<b>Most For, Home</b>	27	Washington [3/15/75]
<b>Most For, Road</b>	25	San Jose [3/6/92]
<b>Most Against, Home</b>	25	Vancouver [1/7/89]
<b>Most Against, Road</b>	28	NY Islanders [12/5/78]
<b>Fewest For, Home</b>	0	San Jose [11/23/02]
<b>Fewest For, Road</b>	1	13 times [last 12/26/03 vs. Ottawa]
<b>Fewest Against, Home</b>	0	Florida [2/21/01]
<b>Fewest Against, Road</b>	0	Florida [12/20/00]

### SAVES

<b>Most For, Home</b>	23	Buffalo [10/29/15] Vancouver [1/7/89]
<b>Most For, Road</b>	25	3 times [last 3/11/04 vs. Toronto]
<b>Most Against, Home</b>	24	Hartford [2/19/81]
<b>Most Against, Road</b>	22	Minnesota [3/23/74]
<b>Fewest For, Home</b>	0	Florida [2/21/01] Boston [3/14/89]
<b>Fewest For, Road</b>	0	Florida [12/20/00] Phoenix [12/12/97]
<b>Fewest Against, Home</b>	0	San Jose [11/23/03]
<b>Fewest Against, Road</b>	0	Boston [12/15/68]



# PLAYER RECORDS

## Season

### GOALS

<b>Overall</b>	85	Mario Lemieux (1988-89)
<b>Center</b>	85	Mario Lemieux (1988-89)
<b>Right Wing</b>	62	Jaromir Jagr (1995-96)
<b>Left Wing</b>	55	Kevin Stevens (1992-93)
<b>Defenseman</b>	30	Paul Coffey (1988-89)
<b>Rookie</b>	43	Mario Lemieux (1984-85)
<b>Rookie Defenseman</b>	12	Zarley Zalapski (1988-89)

### ASSISTS

<b>Overall</b>	114	Mario Lemieux (1988-89)
<b>Center</b>	114	Mario Lemieux (1988-89)
<b>Right Wing</b>	87	Jaromir Jagr (1995-96)
<b>Left Wing</b>	69	Kevin Stevens (1991-92)
<b>Defenseman</b>	83	Paul Coffey (1988-89)
<b>Rookie</b>	<b>63</b>	<b>Sidney Crosby (2005-06)</b>
<b>Rookie Defenseman</b>	33	Zarley Zalapski (1988-89)
<b>Goaltender</b>	8	Tom Barrasso (1992-93)

### POINTS

<b>Overall</b>	199	Mario Lemieux (1988-89)
<b>Center</b>	199	Mario Lemieux (1988-89)
<b>Right Wing</b>	149	Jaromir Jagr (1995-96)
<b>Left Wing</b>	123	Kevin Stevens (1991-92)
<b>Defenseman</b>	113	Paul Coffey (1988-89)
<b>Rookie</b>	<b>102</b>	<b>Sidney Crosby (2005-06)</b>
<b>Rookie Defenseman</b>	45	Zarley Zalapski (1988-89)
<b>Goaltender</b>	8	Tom Barrasso (1992-93)

### PENALTY MINUTES

<b>Overall</b>	409	Paul Baxter (1981-82)
<b>Center</b>	157	Dave Hannan (1988-89)
<b>Right Wing</b>	285	Jay Caufield (1988-89)
<b>Left Wing</b>	378	Dave Schultz (1977-78)

<b>Defenseman</b>	409	Paul Baxter (1981-82)
<b>Rookie</b>	285	Jay Caufield (1988-89)
<b>Rookie Defenseman</b>	172	Colin Campbell (1974-75)
<b>Goaltender</b>	60	Andy Brown (1973-74)

### SHOTS

<b>Overall</b>	403	Jaromir Jagr (1995-96)
<b>Center</b>	382	Mario Lemieux (1987-88)
<b>Right Wing</b>	403	Jaromir Jagr (1995-96)
<b>Left Wing</b>	326	Kevin Stevens (1992-93)
<b>Defenseman</b>	342	Paul Coffey (1988-89)
<b>Rookie</b>	<b>278</b>	<b>Sidney Crosby (2005-06)</b>
<b>Rookie Defenseman</b>	156	Darryl Edestrand (1971-72)

### POWER-PLAY GOALS

<b>Overall</b>	31	Mario Lemieux (1995-96; 1988-89)
<b>Center</b>	31	Mario Lemieux (1995-96; 1988-89)
<b>Right Wing</b>	24	Rob Brown (1988-89)
<b>Left Wing</b>	26	Kevin Stevens (1992-93)
<b>Defenseman</b>	13	Kevin Hatcher (1997-98) Doug Bodger (1987-88)
<b>Rookie</b>	<b>16</b>	<b>Evgeni Malkin (2006-07)</b> <b>Sidney Crosby (2005-06)</b>
<b>Rookie Defenseman</b>	5	Zarley Zalapski (1988-89)

### POWER-PLAY ASSISTS

<b>Overall</b>	58	Mario Lemieux (1987-88)
<b>Center</b>	58	Mario Lemieux (1987-88)
<b>Right Wing</b>	34	Jaromir Jagr (1998-99)
<b>Left Wing</b>	27	Pat Boutette (1981-82)
<b>Defenseman</b>	53	Paul Coffey (1988-89)
<b>Rookie</b>	<b>31</b>	<b>Sidney Crosby (2005-06)</b>
<b>Rookie Defenseman</b>	23	Zarley Zalapski (1988-89)

## POWER-PLAY POINTS

<b>Overall</b>	80	Mario Lemieux (1988-89; 1987-88)
<b>Center</b>	80	Mario Lemieux (1988-89; 1987-88)
<b>Right Wing</b>	51	Jaromir Jagr (1995-96)
<b>Left Wing</b>	44	Kevin Stevens (1992-93)
<b>Defenseman</b>	64	Paul Coffey (1988-89)
<b>Rookie</b>	<b>47</b>	<b>Sidney Crosby (2005-06)</b>
<b>Rookie Defenseman</b>	28	Zarley Zalapski (1988-89)

## SHORTHANDED GOALS

<b>Overall</b>	13	Mario Lemieux (1988-89)
<b>Center</b>	13	Mario Lemieux (1988-89)
<b>Right Wing</b>	4	Pascal Dupuis (2010-11) Rick Tocchet (1992-93) Jean Pronovost (1973-74)
<b>Left Wing</b>	5	Ryan Malone (2005-06)
<b>Defenseman</b>	2	Kevin Hatcher (1998-99) Darius Kasparaitis (1997-98) Larry Murphy (1992-93; 1991-92) Grant Jennings (1991-92) Paul Coffey (1987-88) Moe Mantha (1985-86) Bob Woytowich (1968-69)
<b>Rookie</b>	*7	Jordan Staal (2006-07)

*\*NHL rookie record*

## MOST CONSECUTIVE GAMES WITH A...

<b>Goal</b>	12	Mario Lemieux (18 goals), 10/6/92 - 11/1/92
<b>Assist</b>	16	Jaromir Jagr (24 assists) 1/9/01 - 2/16/01
<b>Point</b>	46	Mario Lemieux (39G-64A=103Pts) 10/31/89 - 2/14/90
<b>Goal (Rookie)</b>	7	Mike Bullard (8 goals) 1/23/82 - 2/6/82
<b>Assist (Rookie)</b>	6	<b>Sidney Crosby</b> <b>(7 assists) 10/5/05 - 10/15/05</b>  Mario Lemieux (9 assists) 12/7/84 - 12/21/84 (9 assists) 10/27/84 - 11/8/84
<b>Point (Rookie)</b>	11	Mike Bullard (3G-10A=13Pts) 12/12/81 - 1/3/82

## Month

<b>Goals</b>	18	Mario Lemieux (March 1993)
<b>Assists</b>	25	Mario Lemieux (March 1988)
<b>Points</b>	38	Mario Lemieux (October 1988) (11 games - 16G-22A)

## Game

<b>Goals</b>	5	Mario Lemieux (3 times) (vs. St. Louis, 3/26/96) (at NY Rangers, 4/9/93) (vs. New Jersey, 12/31/88)
<b>Assists</b>	6	Mario Lemieux (4 times) (vs. Tampa Bay, 11/1/95) (at San Jose, 12/5/92) (vs. New Jersey, 12/31/88) (vs. St. Louis, 10/15/88)  Greg Malone (vs. Quebec, 11/28/79)  Ron Stackhouse (vs. Philadelphia, 3/8/75)
<b>Points</b>	8	Mario Lemieux (2 times) (vs. New Jersey, 12/31/88, 5G-3A) (vs. St. Louis, 10/15/88, 2G-6A)
<b>Shots</b>	14	Ron Stackhouse (vs. Washington, 4/3/76)
<b>Penalties</b>	9	Russ Anderson (vs. Edmonton, 1/19/80)
<b>Penalty Minutes</b>	51	Russ Anderson (vs. Edmonton, 1/19/80)

## Period

<b>Goals</b>	4	Mario Lemieux (at Montreal, 1/26/97)
<b>Assists</b>	4	Jaromir Jagr (vs. St. Louis, 12/19/96)  Mario Lemieux (vs. Tampa Bay, 11/1/95)  Paul Coffey (vs. NY Islanders, 2/6/90)  Ron Stackhouse (vs. Philadelphia, 3/8/75)  Syl Apps (vs. Detroit, 3/24/71)
<b>Points</b>	4	24 times - last time  Bill Guerin (2G-2A), <b>Chris Kunitz (1G-3A)</b> <b>(vs. Ottawa, 12/23/09)</b>
<b>Shots</b>	9	Evgeni Malkin (at Phoenix, 10/30/08)
<b>Penalties</b>	8	Russ Anderson (vs. Edmonton, 1/19/80)
<b>Penalty Minutes</b>	46	Russ Anderson (vs. Edmonton, 1/19/80)

## Goaltenders

### GAMES

<b>All-Time</b>	<b>653</b>	<b>Marc-Andre Fleury</b>
<b>Season</b>	<b>67</b>	<b>Marc-Andre Fleury (2011-12)</b> <b>Marc-Andre Fleury (2009-10)</b> <b>Marc-Andre Fleury (2006-07)</b>
<b>Season, Home</b>	<b>37</b>	<b>Marc-Andre Fleury (2006-07)</b> Johan Hedberg (2001-02)
<b>Season, Road</b>	<b>34</b>	<b>Marc-Andre Fleury (2009-10)</b>

### MINUTES PLAYED

<b>All-Time</b>	<b>37646</b>	<b>Marc-Andre Fleury</b>
<b>Season</b>	<b>3906</b>	<b>Marc-Andre Fleury (2006-07)</b>
<b>Season, Home</b>	<b>2188</b>	<b>Marc-Andre Fleury (2006-07)</b>
<b>Season, Road</b>	<b>1941</b>	<b>Marc-Andre Fleury (2009-10)</b>

### WINS

<b>All-Time</b>	<b>357</b>	<b>Marc-Andre Fleury</b>
<b>Season</b>	43	Tom Barrasso (1992-93)
<b>Season, Home</b>	<b>24</b>	<b>Marc-Andre Fleury (2011-12)</b> Tom Barrasso (1992-93)
<b>Season, Road</b>	19	Tom Barrasso (1992-93)

### LOSSES

<b>All-Time</b>	<b>206</b>	<b>Marc-Andre Fleury</b>
<b>Season</b>	34	Johan Hedberg (2001-02)
<b>Season, Home</b>	18	Johan Hedberg (2001-02)
<b>Season, Road</b>	17	Michel Dion (1981-82) Les Binkley (1967-68)

### TIES

<b>All-Time</b>	53	Tom Barrasso
<b>Season</b>	15	Denis Herron (1977-78)
<b>Season, Home</b>	9	Les Binkley (1967-68)
<b>Season, Road</b>	7	Greg Millen (1980-81) Denis Herron (1978-79) Denis Herron (1977-78)

### SAVES

<b>All-Time</b>	<b>16700</b>	<b>Marc-Andre Fleury</b>
<b>Season</b>	1920	Denis Herron (1977-78)
<b>Season, Home</b>	<b>1017</b>	<b>Marc-Andre Fleury (2006-07)</b>
<b>Season, Road</b>	982	Denis Herron (1977-78)
<b>All-Time Per Game</b>	30.6	Joe Daley
<b>Season Per Game</b>	32.6	Denis Herron (1977-78)
<b>Season Per Game, Home</b>	31.2	Joe Daley (1968-69)
<b>Season Per Game, Road</b>	35.8	Denis Herron (1977-78)

### SHUTOUTS

<b>All-Time</b>	<b>43</b>	<b>Marc-Andre Fleury</b>
<b>Season</b>	<b>10</b>	<b>Marc-Andre Fleury (2014-15)</b>
<b>Season, Home</b>	<b>5</b>	<b>Marc-Andre Fleury (2006-07)</b>
<b>Season, Road</b>	<b>6</b>	<b>Marc-Andre Fleury (2014-15)</b> Tom Barrasso (1997-98)

### WINNING PERCENTAGE

<b>All-Time (Min. 30 games)</b>	.629	Patrick Lalime (21-12-2)
<b>Season (Min. 30 games)</b>	.734	Tom Barrasso (43-14-5) (1992-93)

### GOALS AGAINST

<b>All-Time</b>	<b>1606</b>	<b>Marc-Andre Fleury</b>
<b>Season</b>	258	Greg Millen (1980-81)
<b>Season, Home</b>	128	Greg Millen (1980-81)
<b>Season, Road</b>	130	Greg Millen (1980-81)

### GOALS-AGAINST AVERAGE

<b>All-Time (Min. 30 Games)</b>	2.51	Ty Conklin
<b>Season (Min. 30 Games)</b>	2.07	Tom Barrasso (1997-98)
<b>Season, Home</b>	2.02	Al Smith (1970-71)
<b>Season, Road</b>	1.83	Tom Barrasso (1997-98)

SAVE PERCENTAGE		
<b>All-Time (Min. 30 Games)</b>	.923	Ty Conklin
<b>Season (Min. 30 Games)</b>	.923	Ty Conklin [2007-08]
LONGEST CONSECUTIVE STREAKS		
<b>Games Played</b>	26	Greg Millen [2/7/81 - 4/4/81] [11-10-5]
<b>Wins</b>	14	Tom Barrasso [3/9/93 - 4/9/93]
<b>Wins, Home</b>	<b>13</b>	<b>Marc-Andre Fleury</b> <b>[2/2/13 - 4/17/13]</b> Jim Rutherford [2/16/72 - 11/16/72]
<b>Wins, Road</b>	8	Tomas Vokoun [1/31/13 - 4/22/13]
<b>Unbeaten</b>	16*	Patrick Lalime [12/6/96 - 1/21/97] [14-0-2]
<b>Unbeaten, Home</b>	18	Michel Plasse [1/11/75 - 12/31/75] [14-0-4]
<b>Unbeaten, Road</b>	7	Tom Barrasso (2 times) [11/15/97 - 12/19/97] [5-0-2] [10/20/95 - 11/17/95] [5-0-2] Denis Herron [3/13/79 - 3/27/79] [5-0-2]
<b>Losses</b>	9	Michel Dion [12/20/83 - 3/1/84]
<b>Losses, Home</b>	7	Sebastien Caron [12/31/03 - 2/10/04]
<b>Losses, Road</b>	10	Denis Herron [12/22/84 - 3/30/85] Joe Daley [11/13/68 - 3/20/69]
<b>Winless</b>	15	Al Smith [1/28/71 - 4/1/71] [0-10-5]
<b>Winless, Home</b>	9	Les Binkley [11/6/68 - 12/21/68] [0-8-1]
<b>Winless, Road</b>	26	Al Smith [3/5/70 - 4/1/71] [0-18-8]

LONGEST SHUTOUT SEQUENCE		
<b>Individual</b>	173:06	Tomas Vokoun [3/22/13 - 4/2/13]
<b>Team</b>	<b>218:48</b>	<b>Vokoun/Fleury</b> <b>[3/24/13 - 4/2/13]</b>
<b>Against</b>	183:15	1/31/80 - 2/9/80

\* - NHL Record to begin a career

# STREAKS

Season	Overall				Home				Road			
	Win	Point	Loss	Winless	Win	Point	Loss	Winless	Win	Point	Loss	Winless
1967-68	4	5	3	4	3	5	2	5	3	3	5	8
1968-69	4	6	7	9	4	4	4	6	2	5	8	14
1969-70	3	4	6	10	4	6	3	4	2	2	4	9
1970-71	2	4	4	8	7	7	2	5	2	3	15	*18
1971-72	4	5	6	9	3	4	3	4	3	6	6	14
1972-73	4	5	5	8	4	8	3	3	1	2	9	9
1973-74	3	4	6	8	3	6	4	4	2	3	4	5
1974-75	3	7	3	7	9	*20	2	4	3	4	4	6
1975-76	4	11	3	7	6	10	4	4	2	6	7	9
1976-77	3	6	4	6	3	7	2	3	2	2	3	6
1977-78	2	7	5	6	2	6	3	5	2	6	5	8
1978-79	4	10	4	5	6	8	3	3	3	7	6	8
1979-80	3	7	6	8	4	7	5	5	2	3	7	7
1980-81	6	6	3	6	5	6	3	3	2	4	8	11
1981-82	4	7	4	9	4	8	2	5	3	3	7	12
1982-83	3	5	11	*18	3	3	4	7	1	2	*18	*18
1983-84	2	3	8	8	1	2	7	11	4	5	6	7
1984-85	5	5	9	12	3	3	4	7	2	2	8	10
1985-86	5	6	5	7	4	10	4	6	2	2	5	5
1986-87	7	7	4	9	6	6	2	3	2	2	4	12
1987-88	4	4	6	10	6	6	3	7	4	4	4	5
1988-89	5	8	4	6	6	12	4	4	3	4	4	8
1989-90	4	5	4	8	7	7	4	4	2	3	8	13
1990-91	6	7	3	5	11	14	3	5	3	4	6	10
1991-92	4	6	4	6	9	9	4	4	5	5	4	7
1992-93	#17	*18	3	3	10	11	2	3	7	*8	3	2
1993-94	4	8	4	4	4	7	3	3	4	4	2	4
1994-95	7	13	3	3	7	9	2	2	4	6	3	3
1995-96	8	8	3	3	8	8	3	3	3	6	4	5
1996-97	6	14	6	6	6	8	3	3	6	7	8	13
1997-98	6	8	3	6	5	10	2	5	5	7	3	5
1998-99	10	10	3	8	9	11	3	4	2	3	3	6
1999-00	4	5	4	8	5	8	3	5	3	3	6	8
2000-01	4	5	2	6	4	5	5	7	2	6	4	4
2001-02	6	6	7	10	3	7	4	4	3	4	6	6
2002-03	4	5	9	16	3	6	5	10	3	3	6	7
2003-04	4	6	*13	*18	3	8	*14	*16	3	3	6	11
2005-06	2	5	10	10	2	3	5	6	2	3	5	9
2006-07	6	16	5	5	8	11	3	3	4	7	4	4
2007-08	8	10	4	4	8	11	2	2	4	6	2	3

\* = Club Record,

# = NHL Record

# STREAKS

## Overall

## Home

## Road

Season	Win	Point	Loss	Winless	Win	Point	Loss	Winless	Win	Point	Loss	Winless
<b>2008-09</b>	7	12	5	5	5	8	5	5	5	7	4	5
<b>2009-10</b>	7	9	5	5	5	11	2	2	7	7	4	4
<b>2010-11</b>	12	15	2	4	7	9	3	3	7	7	3	3
<b>2011-12</b>	11	14	6	6	10	10	4	4	4	5	3	3
<b>2012-13</b>	15	15	2	2	12	12	2	2	5	5	2	2
<b>2013-14</b>	7	7	3	3	*13	13	3	3	3	3	3	3
<b>2014-15</b>	7	7	4	5	5	5	2	3	4	6	3	5
<b>2015-16</b>	8	8	4	5	6	10	3	5	*8	*8	2	4

\* = Club Record,

# = NHL Record

<b>Longest Winning Streak</b>	17	3/9/93 - 4/10/93
<b>Longest Home Winning Streak</b>	13	11/15/13 - 1/15/14
<b>Longest Road Winning Streak</b>	8	3/11/16 - 4/7/16
<b>Longest Unbeaten Streak</b>	18	3/9/93 - 4/14/93 [17-0-1]
<b>Longest Home Unbeaten Streak</b>	20	11/30/74 - 2/22/75 [12-0-8]
<b>Longest Road Unbeaten Streak</b>	8	3/11/16 - 4/7/16 [8-0-0] 3/14/93 - 4/14/93 [7-0-1]
<b>Longest Losing Streak</b>	13	1/13/04 - 2/12/04
<b>Longest Home Losing Streak</b>	14	12/31/03 - 3/22/04
<b>Longest Road Losing Streak</b>	18	12/23/82 - 3/4/83
<b>Longest Winless Streak</b>	18	1/13/04 - 2/22/04 [0-17-1] 1/2/83 - 2/10/83 [0-17-1]
<b>Longest Home Winless Streak</b>	16	12/31/03 - 3/4/04 [0-15-1]
<b>Longest Road Winless Streak</b>	18	12/23/82 - 3/4/83 [0-18-0] 10/25/70 - 1/14/71 [0-11-7]
<b>Consecutive Games Without Being Shutout</b>	211	1/7/89 - 10/28/91
<b>Consecutive Home Games Without Being Shutout</b>	206	1/28/92 - 10/8/97
<b>Consecutive Road Games Without Being Shutout</b>	120	1/12/90 - 12/29/91
<b>Consecutive Games Without Shutting Out Opponent</b>	156	3/12/77 - 12/9/78
<b>Consecutive Home Games Without Shutting Out Opponent</b>	95	4/2/80 - 12/1/82
<b>Consecutive Road Games Without Shutting Out Opponent</b>	188	1/24/87 - 12/5/91
<b>Consecutive Games Tied</b>	4	12/8/79 - 12/15/79
<b>Consecutive Games Going to Shootout</b>	4	3/21/11 - 3/27/11 3/8/09 - 3/14/09

# MONTH BY MONTH

	OCT.	NOV.	DEC.	JAN.	FEB.	MAR.	APR.	MAY	SEASON
<b>1967-68</b>	3-6-1	6-3-2	4-8-2	4-7-2	4-5-3	6-5-3			27-34-13
<b>1968-69</b>	1-4-2	4-8-2	2-10-2	3-10-1	4-6-2	6-7-2			20-45-11
<b>1969-70</b>	1-4-3	5-6-2	5-7-0	3-7-3	8-5-0	3-7-4	1-2-0		26-38-12
<b>1970-71</b>	2-4-3	3-6-5	5-7-3	6-5-1	3-7-3	2-7-3	0-1-2		21-37-20
<b>1971-72</b>	5-5-2	3-9-0	3-7-4	1-8-3	7-6-0	6-3-4	1-0-1		26-38-14
<b>1972-73</b>	5-5-0	7-5-2	3-6-4	6-9-0	6-5-1	4-7-2	1-0-0		32-37-9
<b>1973-74</b>	4-4-1	3-7-2	2-10-2	5-8-0	5-6-1	7-4-3	2-2-0		28-41-9
<b>1974-75</b>	2-4-1	6-6-3	4-6-4	8-3-2	7-3-3	9-4-2	1-2-0		37-28-15
<b>1975-76</b>	4-2-1	6-8-1	5-7-2	4-7-3	8-2-4	7-6-1	1-1-0		35-33-12
<b>1976-77</b>	2-6-4	6-5-1	7-5-1	7-4-2	5-5-4	5-8-1	2-0-0		34-33-13
<b>1977-78</b>	3-5-1	4-6-3	4-6-4	5-5-3	4-2-5	2-11-2	3-2-0		25-37-18
<b>1978-79</b>	1-6-2	5-7-1	9-2-4	5-7-1	6-3-1	8-4-4	2-2-0		36-31-13
<b>1979-80</b>	4-4-1	5-4-3	5-3-7	5-10-0	4-7-0	6-7-2	1-2-0		30-37-13
<b>1980-81</b>	4-5-1	2-8-3	5-6-3	6-6-1	7-5-1	5-6-3	1-1-1		30-37-13
<b>1981-82</b>	5-7-2	7-1-2	4-7-2	5-8-2	3-8-2	5-5-3	2-0-0		31-36-13
<b>1982-83</b>	3-9-1	5-3-3	3-9-2	1-12-1	3-11-0	3-7-2	0-2-0		18-53-9
<b>1983-84</b>	3-9-0	3-7-3	3-8-2	1-11-0	3-10-1	3-12-0	0-1-0		16-58-6
<b>1984-85</b>	5-4-0	1-8-3	8-5-1	4-8-1	2-10-0	4-12-0	0-4-0		24-51-5
<b>1985-86</b>	3-5-2	5-7-1	8-6-1	7-4-2	7-4-1	3-9-1	1-3-0		34-38-8
<b>1986-87</b>	8-3-0	5-5-4	2-7-3	4-8-1	4-7-2	5-8-2	2-0-0		30-38-12
<b>1987-88</b>	3-6-3	6-4-2	7-4-2	5-9-2	4-7-0	9-5-0	2-0-0		36-35-9
<b>1988-89</b>	7-4-0	7-6-0	9-2-3	5-6-1	4-6-3	6-9-0	2-0-0		40-33-7
<b>1989-90</b>	3-7-2	6-7-0	7-5-1	6-6-1	8-5-1	2-10-3			32-40-8
<b>1990-91</b>	6-6-1	5-6-1	10-6-1	7-4-0	4-7-1	9-4-2			41-33-6
<b>1991-92</b>	5-5-2	8-3-2	9-5-0	3-7-1	3-7-3	10-3-1	1-2-0		39-32-9
<b>1992-93</b>	8-1-2	9-5-1	9-3-1	8-5-1	5-5-1	11-2-0	6-0-1		56-21-7



	OCT.	NOV.	DEC.	JAN.	FEB.	MAR.	APR.	MAY	SEASON
<b>1993-94</b>	7-4-1	5-3-5	6-4-2	6-3-3	7-6-1	9-5-1	4-2-0		44-27-13
<b>1994-95</b>				5-0-0	9-3-2	8-6-0	7-5-1	0-2-0	29-16-3
<b>1995-96</b>	4-2-2	10-3-1	10-4-0	7-7-0	6-5-1	9-5-0	3-3-0		49-29-4
<b>1996-97</b>	2-8-0	6-5-2	11-2-2	8-3-1	4-7-0	5-8-2	2-3-1		38-36-8
<b>1997-98</b>	7-5-2	7-4-3	7-3-3	8-3-2	1-2-3	6-3-4	4-4-1		40-24-18
<b>1998-99</b>	4-3-2	6-3-3	5-4-2	8-5-0	9-5-0	4-5-6	2-5-1		38-30-14
<b>1999-00</b>	2-3-3-1	6-5-0-2	8-4-0-2	5-8-1-0	5-3-4-1	8-6-0-0	3-2-0-0		37-31-8-6
<b>2000-01</b>	5-4-1-0	6-4-2-1	6-6-3-0	8-5-0-1	7-3-1-0	8-5-2-0	2-1-0-1		42-28-9-3
<b>2001-02</b>	4-6-1-1	6-4-2-1	4-7-2-0	8-6-0-1	1-4-1-1	5-7-1-1	0-7-1-0		28-41-8-5
<b>2002-03</b>	6-2-2-0	5-4-1-3	4-9-0-2	6-7-1-0	4-8-0-0	1-13-2-0	1-1-0-0		27-44-6-5
<b>2003-04</b>	2-4-3-0	3-8-1-1	4-8-1-2	2-14-0-0	2-9-0-1	8-4-3-0	2-0-0-0		23-47-8-4
<b>2005-06</b>	1-5-5	6-7-1	3-7-2	2-11-2	2-4-1	5-8-1	3-4-2		22-46-14
<b>2006-07</b>	6-3-0	5-5-4	5-7-2	8-2-2	9-3-1	12-3-2	2-1-0		47-24-11
<b>2007-08</b>	6-4-1	5-7-1	9-5-0	8-3-2	8-3-3	10-4-1	1-1-0		47-27-8
<b>2008-09</b>	5-4-2	9-2-1	5-8-1	5-8-1	7-4-1	10-1-2	4-1-1		45-28-9
<b>2009-10</b>	11-3-0	8-6-0	7-5-1	8-7-0	2-1-3	8-4-3	3-2-0		47-28-7
<b>2010-11</b>	6-5-1	10-3-1	9-3-1	6-4-1	6-6-2	8-4-2	4-0-0		49-25-8
<b>2011-12</b>	8-3-2	6-4-2	7-6-0	8-4-0	8-4-1	11-3-1	3-1-0		51-25-6
<b>2012-13</b>				4-3-0	9-5-0	15-0-0	8-4-0		36-12-0
<b>2013-14</b>	9-4-0	9-5-1	11-3-0	9-2-1	2-1-2	8-7-1	3-2-2		51-24-7
<b>2014-15</b>	6-2-1	10-3-1	7-4-3	5-4-3	7-4-1	7-6-2	1-4-1		43-27-12
<b>2015-16</b>	7-4-0	6-4-2	5-7-2	6-2-3	8-4-1	12-4-0	4-1-0		48-26-8
<b>TOTALS</b>	<b>208-208-67-2</b>	<b>266-239-86-8</b>	<b>275-263-88-6</b>	<b>264-295-58-2</b>	<b>251-248-72-3</b>	<b>323-283-86-1</b>	<b>98-81-16-1</b>	<b>0-2-0</b>	<b>1,685-1,619-473-23</b>

# OVERTIME

## All-Time Overtime Record

YEAR	OVERALL					HOME					ROAD				
	GP	W	L	T/SO	PTS	GP	W	L	T/SO	PTS	GP	W	L	T/SO	PTS
1983-84	12	1	5	6	8	7	0	3	4	4	5	1	2	2	4
1984-85	8	3	0	5	11	3	0	0	3	3	5	3	0	2	8
1985-86	14	3	3	8	14	7	1	1	5	7	7	2	2	3	7
1986-87	21	5	4	12	22	11	4	1	6	14	10	1	3	6	8
1987-88	16	5	2	9	19	9	2	1	6	10	7	3	1	3	9
1988-89	10	2	1	7	11	3	0	0	3	3	7	2	1	4	8
1989-90	14	3	3	8	14	7	2	2	3	7	7	1	1	5	7
1990-91	12	4	2	6	14	7	3	1	3	9	5	1	1	3	5
1991-92	12	2	1	9	13	8	1	1	6	8	4	1	0	3	5
1992-93	10	3	0	7	13	6	2	0	4	8	4	1	0	3	5
1993-94	19	4	2	13	21	11	2	1	8	12	8	2	1	5	9
1994-95	5	1	1	3	5	1	0	0	1	1	4	1	1	2	4
1995-96	9	3	2	4	10	4	2	2	0	4	5	1	0	4	6
1996-97	13	1	4	8	10	9	1	3	5	7	4	0	1	3	3
1997-98	23	3	2	18	24	13	2	1	10	14	10	1	1	8	10
1998-99	22	7	1	14	28	14	4	0	10	18	8	3	1	4	10
1999-00*	17	3	6	8	20	7	0	0	7	7	10	3	6	1	13
2000-01*	15	3	3	9	18	4	2	0	2	6	11	1	3	7	12
2001-02*	20	7	5	8	27	10	5	1	4	15	10	2	4	4	12
2002-03*	14	3	5	6	17	7	3	2	2	10	7	0	3	4	7
2003-04*	19	7	4	8	26	10	4	0	6	14	9	3	4	2	12
2005-06**	19	5	8	6	24	11	3	5	3	14	8	2	3	3	10
2006-07**	27	16	5	6	43	11	6	2	3	17	16	10	3	3	26
2007-08**	16	8	4	4	24	8	3	2	3	11	8	5	2	1	13
2008-09**	21	12	3	6	33	8	5	1	2	13	13	7	2	4	20
2009-10**	21	14	5	2	35	10	6	3	1	16	11	8	2	1	19
2010-11**	23	15	5	3	38	7	5	2	0	12	16	10	3	3	26
2011-12**	17	11	3	3	28	8	6	2	0	14	9	5	1	3	14
2012-13**	5	5	0	0	10	2	2	0	0	4	3	3	0	0	6
2013-14**	18	11	3	4	29	9	5	1	3	14	9	6	2	1	15
2014-15**	22	10	6	6	32	8	4	2	2	12	14	6	4	4	20
2015-16**	18	10	4	4	28	9	5	1	3	14	9	5	3	1	14
<b>TOTALS</b>	<b>512</b>	<b>190</b>	<b>102</b>	<b>220</b>	<b>669</b>	<b>249</b>	<b>90</b>	<b>41</b>	<b>118</b>	<b>322</b>	<b>263</b>	<b>100</b>	<b>61</b>	<b>102</b>	<b>347</b>

\* = Losses worth one point

\*\* = Wins include shootout wins, ties/shootouts include shootout losses. For a breakdown of shootout results, please see Shootout page.

## All-Time Overtime vs. Each Team

TEAM	GP	RECORD	TEAM	GP	RECORD
Anaheim	5	1-2-2	Montreal	33	12-4-17
Arizona	8	3-3-2	Nashville	6	3-0-3
Boston	24	10-4-10	New Jersey	25	6-8-11
Buffalo	29	9-6-14	NY Islanders	35	15-3-17
Calgary	8	1-0-7	NY Rangers	46	21-9-16
Carolina	26	10-6-10	Ottawa	22	9-2-11
Chicago	13	2-2-9	Philadelphia	38	11-12-15
Colorado	13	4-3-6	St. Louis	14	3-5-6
Columbus	6	3-1-2	San Jose	9	2-1-6
Dallas	7	3-1-3	Tampa Bay	15	4-4-7
Detroit	15	5-4-6	Toronto	18	8-6-4
Edmonton	9	2-2-5	Vancouver	12	7-1-4
Florida	20	11-3-6	Washington	28	12-5-11
Los Angeles	17	7-5-5	Winnipeg	9	6-1-2
Minnesota	2	0-0-2	<b>TOTALS</b>	<b>512</b>	<b>190-103-219</b>

## Wins

PLAYER	DATE	TIME	OPPONENT	GOALIE	SCORE
Randy Carlyle	12/23/83	2:12	@ New Jersey	Resch	6-5
Mario Lemieux	11/14/84	3:54	@ Winnipeg	Behrend	4-3
Randy Hillier	12/7/84	1:35	@ NY Rangers	Hanlon	4-3
Wayne Babych	3/9/85	1:06	@ Boston	Peeters	6-5
Dan Frawley	12/19/85	0:38	@ Minnesota	Casey	4-3
Doug Shedden	2/24/86	3:54	vs. Los Angeles	Melanson	6-5
Mario Lemieux	4/6/86	0:25	@ NY Rangers	Hanlon	5-4
Doug Bodger	10/11/86	0:50	vs. NY Rangers	Vanbiesbrouck	6-5
Mario Lemieux	10/14/86	3:40	vs. Los Angeles	Melanson	4-3
Randy Cunneynworth	10/22/86	2:30	vs. Buffalo	Cloutier	5-4
Chris Kontos	2/8/87	2:12	@ New Jersey	Chevrier	2-1
Mario Lemieux	4/4/87	1:26	vs. Detroit	Hanlon	4-3
Craig Simpson	10/31/87	4:05	@ Quebec	Brunetta	5-4
Moe Mantha	11/14/87	2:04	vs. NY Rangers	Vanbiesbrouck	3-2
Charlie Simmer	1/23/88	0:24	@ Montreal	Hayward	4-3
Mario Lemieux	2/2/88	4:11	vs. Washington	Peeters	3-2
Mario Lemieux	4/2/88	4:02	@ Washington	Malarchuk	7-6
Rob Brown	12/26/88	1:39	@ Hartford	Liut	4-3
Mario Lemieux	4/2/89	3:38	@ Philadelphia	Empty Net	6-5
Randy Hillier	10/14/89	1:40	vs. Montreal	Roy	2-1
Troy Loney	2/14/90	3:33	@ NY Rangers	Richter	4-3
Randy Gilhen	2/22/90	4:26	vs. NY Islanders	Fitzpatrick	4-3
Mark Recchi	11/24/90	1:11	vs. Washington	Liut	3-2
Scott Young	1/17/91	3:31	@ Toronto	Ing	6-5
Paul Stanton	1/29/91	2:46	vs. Washington	Beaupre	3-2
Kevin Stevens	3/21/91	0:13	vs. NY Rangers	Vanbiesbrouck	5-4

PLAYER	DATE	TIME	OPPONENT	GOALIE	SCORE
Phil Bourque	10/15/91	2:30	@ NY Islanders	Healy	7-6
Kevin Stevens	11/13/91	3:25	vs. Edmonton	Ranford	5-4
Jaromir Jagr	12/17/92	2:50	@ Philadelphia	Soderstrom	5-4
Jaromir Jagr	3/11/93	3:18	vs. Los Angeles	Stauber	4-3
Ulf Samuelsson	4/7/93	2:11	vs. Montreal	Roy	4-3
Joe Mullen	10/7/93	1:13	vs. Montreal	Roy	2-1
Jaromir Jagr	12/4/93	2:04	@ Hartford	Reese	7-6
Ron Francis	1/7/94	4:54	@ Buffalo	Hasek	4-3
Kevin Stevens	1/11/94	4:09	vs. Boston	Blue	5-4
Larry Murphy	3/4/95	4:36	@ Boston	Riendeau	4-3
Jaromir Jagr	11/17/95	2:48	@ Washington	Carey	3-2
Mario Lemieux	1/22/96	1:54	vs. Boston	Ranford	7-6
Mario Lemieux	2/18/96	2:17	vs. NY Rangers	Healy	4-3
Fredrik Olausson	3/8/97	0:19	vs. Philadelphia	Snow	3-2
Kevin Hatcher	10/25/97	0:41	@ Vancouver	McLean	3-2
Rob Brown	11/1/97	3:52	vs. Vancouver	McLean	7-6
Jaromir Jagr	11/22/97	0:25	vs. NY Rangers	Richter	4-3
Kevin Hatcher	12/15/98	3:17	vs. Tampa Bay	Schwab	3-2
Jaromir Jagr	12/26/98	1:18	vs. Ottawa	Tugnut	2-1
Alexei Kovalev	2/9/99	4:31	vs. Montreal	Chabot	3-2
Jaromir Jagr	2/11/99	1:21	vs. Vancouver	Hirsch	6-5
Kip Miller	2/13/99	3:39	@ Nashville	Vokoun	3-2
Kip Miller	3/10/99	2:49	@ Carolina	Irbe	3-2
Jaromir Jagr	4/18/99	1:22	@ NY Rangers	Richter	2-1
Robert Lang	1/31/00	4:28	@ Atlanta	Fankhouser	2-1
Hans Jonsson	3/30/00	2:25	@ Washington	Kolzig	4-3
Jaromir Jagr	4/7/00	0:13	@ Buffalo	Hasek	2-1
Alexei Kovalev	2/10/01	0:18	vs. New Jersey	Brodeur	5-4
Alexei Kovalev	2/17/01	1:19	@ Columbus	Tugnut	3-2
Mario Lemieux	2/21/01	2:10	vs. Florida	Luongo	3-2
Billy Tibbetts	11/3/01	1:51	vs. Tampa Bay	Khabibulin	2-1
Jan Hrdina	11/17/01	4:41	vs. NY Rangers	Blackburn	1-0
Aleksey Morozov	1/24/02	1:29	@ NY Islanders	Snow	5-4
Randy Robitaille	1/26/02	4:02	vs. Atlanta	Hnilicka	3-2
Michal Rozsival	2/28/02	1:42	@ Columbus	Tugnut	4-3
Alexei Kovalev	3/5/02	3:23	vs. Florida	Luongo	6-5
Jan Hrdina	3/9/02	0:37	vs. NY Rangers	Richter	3-2
Martin Straka	1/4/03	0:42	vs. NY Islanders	Snow	3-2
Mario Lemieux	2/18/03	1:35	vs. Edmonton	Salo	4-3
Shawn Heins	2/22/03	4:33	vs. St. Louis	Johnson	2-1
Ryan Malone	11/1/03	2:10	vs. Boston	Raycroft	3-2
Aleksey Morozov	11/14/03	3:09	@ Buffalo	Noronen	2-1
Ryan Malone	11/22/03	2:40	vs. Ottawa	Lalime	2-1
Ric Jackman	2/25/04	1:48	@ Phoenix	Boucher	4-3

PLAYER	DATE	TIME	OPPONENT	GOALIE	SCORE
Ryan Malone	2/29/04	2:45	@ NY Islanders	Snow	3-2
Aleksey Morozov	3/19/04	1:17	vs. Carolina	Weekes	4-3
Aleksey Morozov	3/21/04	4:52	vs. NY Rangers	Dunham	4-3
Sergei Gonchar	11/1/05	1:01	@ New Jersey	Clemmensen	4-3
Sidney Crosby	11/16/05	4:13	@ Philadelphia	Niittymaki	3-2
Sidney Crosby	12/31/05	3:31	vs. NY Rangers	Lundqvist	4-3
Sidney Crosby	3/24/06	3:28	vs. NY Islanders	DiPietro	4-3
Sergei Gonchar	10/19/06	3:33	@ NY Islanders	Dunham	4-3
Evgeni Malkin	11/1/06	2:45	@ Los Angeles	Cloutier	4-3
Colby Armstrong	12/9/06	3:51	@ Atlanta	Lehtonen	4-3
Jordan Staal	2/10/07	3:54	@ Toronto	Raycroft	6-5
Colby Armstrong	2/22/07	2:39	@ Florida	Belfour	2-1
Colby Armstrong	3/10/07	1:19	vs. NY Rangers	Lundqvist	3-2
Sergei Gonchar	12/27/07	1:33	vs. Washington	Kolzig	4-3
Tyler Kennedy	10/4/08	4:35	@ Ottawa	Gerber	4-3
Pascal Dupuis	10/14/08	4:49	vs. Philadelphia	Niittymaki	3-2
Ruslan Fedotenko	11/11/08	3:49	@ Detroit	Osgood	7-6
Sidney Crosby	12/22/08	0:43	@ Buffalo	Miller	4-3
Evgeni Malkin	2/4/09	4:44	vs. Tampa Bay	McKenna	4-3
Evgeni Malkin	2/27/09	1:36	@ Chicago	Niemi	5-4
Pascal Dupuis	11/14/09	1:24	vs. Boston	Thomas	6-5
Sidney Crosby	11/23/09	3:07	@ Florida	Vokoun	3-2
Evgeni Malkin	12/12/09	0:37	vs. Florida	Vokoun	3-2
Evgeni Malkin	3/4/10	3:42	@ NY Rangers	Lundqvist	5-4
Jordan Leopold	4/3/10	2:50	vs. Atlanta	Hedberg	4-3
Jordan Leopold	4/11/10	4:25	@ NY Islanders	Rolason	6-5
Alex Goligoski	10/15/10	1:51	vs. NY Islanders	DiPietro	3-2
Kris Letang	10/21/10	3:49	@ Nashville	Rinne	4-3
Jordan Staal	2/10/11	4:41	vs. Los Angeles	Quick	2-1
Tyler Kennedy	2/16/11	4:10	@ Colorado	Budaj	3-2
Dustin Jeffrey	3/5/11	1:52	@ Boston	Thomas	3-2
Kris Letang	11/26/11	2:09	@ Montreal	Price	4-3
Evgeni Malkin	1/22/12	1:31	vs. Washington	Neuvirth	4-3
Brandon Sutter	3/2/13	0:52	@ Montreal	Price	7-6
Tyler Kennedy	3/24/13	2:33	vs. Philadelphia	Bryzgalov	2-1
Sidney Crosby	12/3/13	3:44	@ NY Islanders	Nilsson	4-3
James Neal	12/27/13	1:03	@ Carolina	Peters	4-3
James Neal	2/3/14	1:55	vs. Ottawa	Anderson	2-1
James Neal	3/22/14	1:27	vs. Tampa Bay	Lindback	4-3
Evgeni Malkin	11/24/14	0:32	@ Boston	Rask	3-2
Blake Comeau	11/26/14	2:53	vs. Toronto	Bernier	4-3
Blake Comeau	12/18/14	2:24	vs. Colorado	Pickard	1-0
Sidney Crosby	1/10/15	3:41	@ Montreal	Price	2-1
Simon Despres	1/30/15	2:21	@ New Jersey	Schneider	2-1
Patric Hornqvist	3/7/15	1:44	@ Los Angeles	Quick	1-0

PLAYER	DATE	TIME	OPPONENT	GOALIE	SCORE
Evgeni Malkin	10/20/15	1:21	vs. Florida	Luongo	3-2
Phil Kessel	10/24/15	0:41	@ Nashville	Rinne	2-1
Evgeni Malkin	11/25/15	1:03	vs. St. Louis	Allen	4-3
Kris Letang	2/6/16	1:27	@ Florida	Luongo	3-2
Sidney Crosby	3/27/16	4:30	@ NY Rangers	Lundqvist	3-2
Sidney Crosby	4/7/16	4:00	@ Washington	Holtby	4-3

## Losses

PLAYER	DATE	TIME	OPPONENT	GOALIE	SCORE
Lucien Deblois	10/12/83	1:34	vs. Winnipeg	Dion	4-3
Bobby Clarke	11/20/83	2:43	@ Philadelphia	Herron	5-4
Paul MacLean	1/18/84	1:28	vs. Winnipeg	Dion	5-4
Dave Andreychuk	2/8/84	0:35	vs. Buffalo	Herron	6-5
Mark Osborne	2/26/84	2:18	@ NY Rangers	Herron	4-3
Tiger Williams	11/16/85	3:10	@ Los Angeles	Romano	4-3
Murray Craven	12/22/85	2:12	@ Philadelphia	Meloche	3-2
Ilkka Sinisalo	4/5/86	1:59	vs. Philadelphia	Meloche	4-3
Steve Thomas	12/13/86	4:36	@ Toronto	Romano	3-2
Mike Bossy	12/23/86	3:25	@ NY Islanders	Romano	4-3
Mike Gartner	1/1/87	1:30	@ Washington	Romano	4-3
Tomas Sandstrom	3/14/87	1:05	vs. NY Rangers	Riggin	3-2
Kevin Dineen	1/9/88	0:55	@ Hartford	Meloche	5-4
Mario Marois	2/23/88	2:40	vs. Winnipeg	Pietrangelo	4-3
Dave Taylor	3/7/89	2:37	@ Los Angeles	Barrasso	3-2
Don Maloney	2/6/90	4:28	vs. NY Islanders	Barrasso	8-7
Craig MacTavish	3/6/90	1:17	@ Edmonton	Pietrangelo	4-3
Uwe Krupp	3/31/90	1:00	vs. Buffalo	Barrasso	3-2
Tony Granato	11/17/90	0:52	@ Los Angeles	Pietrangelo	2-1
Patrick Flatley	12/23/90	4:29	vs. NY Islanders	Pietrangelo	4-3
Donald Audette	1/23/92	3:25	vs. Buffalo	Young	5-4
Tony Amonte	2/21/94	0:08	@ NY Rangers	Barrasso	4-3
Randy Burridge	3/15/94	0:40	vs. Washington	Barrasso	5-4
Rod Brind'Amour	4/16/95	1:30	@ Philadelphia	Wregget	4-3
Yanic Perreault	10/21/95	0:40	vs. Los Angeles	Wregget	3-2
Steve Thomas	3/9/96	0:21	vs. New Jersey	Barrasso	4-3
Shawn Burr	10/5/96	1:37	vs. Tampa Bay	Barrasso	4-3
Adam Oates	11/14/96	1:05	@ Boston	Wregget	2-1
Valeri Kamensky	1/23/97	3:55	vs. Colorado	Lalime	4-3
Brendan Shanahan	2/8/97	2:01	vs. Detroit	Lalime	6-5
Valeri Kamensky	1/3/98	3:04	vs. Colorado	Skudra	5-4
Alexandre Daigle	3/8/98	4:03	@ Philadelphia	Wregget	4-3
Dixon Ward	3/28/99	2:27	@ Buffalo	Aubin	4-3
Teemu Selanne	10/27/99	3:38	@ Anaheim	Aubin	2-1

PLAYER	DATE	TIME	OPPONENT	GOALIE	SCORE
Sergei Fedorov	11/12/99	0:36	@ Detroit	Aubin	3-2
Mike Wilson	11/20/99	2:57	@ Florida	Aubin	2-1
Mats Sundin	12/4/99	0:27	@ Toronto	Barrasso	3-2
Adam Oates	12/29/99	4:32	@ Washington	Aubin	3-2
Luke Richardson	2/24/00	4:51	@ Philadelphia	Aubin	4-3
Joe Sakic	11/13/00	3:56	@ Colorado	Snow	3-2
Darryl Sydor	1/19/01	0:42	@ Dallas	Snow	6-5
John LeClair	4/7/01	4:39	@ Philadelphia	Snow	4-3
Pavol Demitra	10/20/01	3:35	@ St. Louis	Hedberg	2-1
Vaclav Prospal	11/10/01	4:29	@ Tampa Bay	Aubin	3-2
Marty Murray	1/29/02	1:47	@ Philadelphia	Aubin	3-2
Brian Rafalski	2/9/02	4:51	vs. New Jersey	Hedberg	2-1
Oleg Petrov	3/30/02	1:32	@ Montreal	Hedberg	2-1
Valeri Bure	11/6/02	2:19	@ Florida	Hedberg	4-3
Donald Audette	11/18/02	1:12	@ Montreal	Hedberg	5-4
Andrei Markov	11/20/02	2:25	vs. Montreal	Aubin	3-2
Mathieu Schneider	12/14/02	4:22	@ Los Angeles	Hedberg	3-2
Ilya Kovalchuk	12/30/02	4:40	vs. Atlanta	Aubin	3-2
Patrik Elias	11/21/03	0:39	@ New Jersey	Fleury	2-1
Markus Naslund	12/9/03	0:24	@ Vancouver	Fleury	4-3
Jeff O'Neill	12/18/03	2:14	@ Carolina	Caron	2-1
Eric Boguniecki	2/14/04	2:06	@ St. Louis	Caron	2-1
Glen Murray	10/8/05	1:23	vs. Boston	Caron	7-6
Jochen Hecht	10/10/05	4:39	@ Buffalo	Fleury	3-2
Mike Rathje	10/14/05	3:17	@ Philadelphia	Caron	6-5
Stephen Weiss	10/25/05	0:53	vs. Florida	Thibault	4-3
Chris Drury	12/16/05	1:32	vs. Buffalo	Fleury	4-3
Tomas Kaberle	12/27/05	2:26	vs. Toronto	Fleury	3-2
Bryan McCabe	1/2/06	1:02	@ Toronto	Thibault	3-2
Brian Gionta	4/2/06	2:22	vs. New Jersey	Fleury	3-2
Teemu Selanne	11/6/06	0:44	@ Anaheim	Thibault	3-2
Vincent Lecavalier	11/8/06	2:41	vs. Tampa Bay	Fleury	4-3
Martin Straka	11/25/06	4:57	vs. NY Rangers	Fleury	2-1
Sheldon Souray	2/4/07	2:01	@ Montreal	Fleury	4-3
Tomas Kaberle	3/31/07	3:55	@ Toronto	Fleury	5-4
Jason Strudwick	11/17/07	1:40	vs. NY Rangers	Fleury	4-3
Zach Parise	2/4/08	0:37	@ New Jersey	Conklin	4-3
Daniel Alfredsson	2/23/08	4:56	vs. Ottawa	Conklin	4-3
Chris Drury	3/31/08	1:46	@ NY Rangers	Fleury	2-1
Zach Parise	10/11/08	4:22	vs. New Jersey	Fleury	2-1
Jamie Langenbrunner	1/30/09	4:00	@ New Jersey	Fleury	4-3
Anton Babchuk	4/4/09	1:11	@ Carolina	Fleury	3-2
Kris Versteeg	12/5/09	2:38	vs. Chicago	Fleury	2-1

PLAYER	DATE	TIME	OPPONENT	GOALIE	SCORE
Mike Knuble	2/7/10	2:49	@ Washington	Fleury	5-4
Olli Jokinen	2/12/10	1:02	vs. NY Rangers	Fleury	3-2
Brian Pothier	3/11/10	0:23	@ Carolina	Johnson	4-3
Jamie McBain	3/20/10	4:59	vs. Carolina	Fleury	3-2
Erik Johnson	10/23/10	0:50	@ St. Louis	Johnson	1-0
Ryan Callahan	11/15/10	3:38	vs. NY Rangers	Fleury	3-2
Patrick Marleau	2/23/11	4:56	vs. San Jose	Fleury	3-2
Mikhail Grabovski	3/2/11	0:42	@ Toronto	Fleury	3-2
Ilya Kovalchuk	3/4/11	4:35	@ New Jersey	Johnson	2-1
Dennis Wideman	10/13/11	2:48	vs. Washington	Johnson	3-2
Alex Pietrangelo	11/23/11	4:07	vs. St. Louis	Fleury	3-2
Scott Hartnell	3/18/12	4:59	@ Philadelphia	Fleury	3-2
Torey Krug	11/25/13	0:34	@ Boston	Fleury	4-3
Ryan Nugent-Hopkins	1/10/14	1:01	@ Edmonton	Zatkoff	4-3
Daniel Alfredsson	3/20/14	4:59	@ Detroit	Fleury	5-4
Mark Streit	4/12/14	2:10	vs. Philadelphia	Fleury	4-3
Justin Abdelkader	10/23/14	4:16	@ Detroit	Greiss	4-3
Kevin Klein	12/8/14	3:45	@ NY Rangers	Fleury	4-3
Patrice Bergeron	1/7/15	2:43	vs. Boston	Fleury	3-2
Claude Giroux	1/20/15	3:57	@ Philadelphia	Greiss	3-2
Alex Steen	3/24/15	0:35	vs. St. Louis	Fleury	3-2
Mark Stone	4/7/15	2:43	@ Ottawa	Fleury	4-3
Cam Atkinson	11/27/15	2:42	@ Columbus	Fleury	2-1
Artemi Panarin	1/5/16	3:47	vs. Chicago	Fleury	3-2
Jeff Skinner	1/12/16	3:02	@ Carolina	Fleury	3-2
Vladislav Namestnikov	1/15/16	2:11	@ Tampa Bay	Fleury	5-4



## Overtime Scoring

Mario Lemieux	11	11	22
<b>Sidney Crosby</b>	<b>9</b>	<b>11</b>	<b>20</b>
<b>Evgeni Malkin</b>	<b>9</b>	<b>10</b>	<b>19</b>
Jaromir Jagr	9	5	14
<b>Kris Letang</b>	<b>3</b>	<b>9</b>	<b>12</b>
Sergei Gonchar	3	5	8
Alexei Kovalev	4	3	7
Martin Straka	1	6	7
James Neal	3	3	6
Ron Francis	1	5	6
Dick Tarnstrom	0	6	6
Aleksey Morozov	4	1	5
Kevin Stevens	3	2	5
Larry Murphy	1	4	5
Jordan Staal	1	4	5
Colby Armstrong	3	1	4
Tyler Kennedy	3	1	4
Ryan Malone	3	1	4
Pascal Dupuis	2	2	4
Jan Hrdina	2	2	4
Paul Coffey	0	4	4
<b>Phil Kessel</b>	<b>1</b>	<b>2</b>	<b>3</b>
Rob Brown	2	1	3
Kevin Hatcher	2	1	3
Randy Hillier	2	1	3
Kip Miller	2	1	3
Doug Bodger	1	2	3
Phil Bourque	1	2	3
Alex Goligoski	1	2	3
Ric Jackman	1	2	3
Michal Rozsival	1	2	3
Craig Simpson	1	2	3
Scott Young	1	2	3
Jiri Slegr	0	3	3
German Titov	0	3	3
Warren Young	0	3	3
Blake Comeau	2	0	2
Jordan Leopold	2	0	2
Randy Cunneyworth	1	1	2
Simon Despres	1	1	2
Dan Frawley	1	1	2

Hans Jonsson	1	1	2
Robert Lang	1	1	2
Troy Loney	1	1	2
Moe Mantha	1	1	2
Mark Recchi	1	1	2
Paul Stanton	1	1	2
Brandon Sutter	1	1	2
Billy Tibbetts	1	1	2
Stu Barnes	0	2	2
Kris Beech	0	2	2
John Cullen	0	2	2
Mike Eastwood	0	2	2
Deryk Engelland	0	2	2
Darius Kasparaitis	0	2	2
Brooks Orpik	0	2	2
Tomas Sandstrom	0	2	2
Bryan Smolinski	0	2	2
Maxime Talbot	0	2	2
Ryan Whitney	0	2	2
Zarley Zalapski	0	2	2
<b>Patric Hornqvist</b>	<b>1</b>	<b>0</b>	<b>1</b>
<b>Trevor Daley</b>	<b>0</b>	<b>1</b>	<b>1</b>
Wayne Babych	1	0	1
Randy Carlyle	1	0	1
Ruslan Fedotenko	1	0	1
Randy Gilhen	1	0	1
Shawn Heins	1	0	1
Dustin Jeffrey	1	0	1
Chris Kontos	1	0	1
Joe Mullen	1	0	1
Fredrik Olausson	1	0	1
Randy Robitaille	1	0	1
Ulf Samuelsson	1	0	1
Doug Shedden	1	0	1
Charlie Simmer	1	0	1
Marc Bergevin	0	1	1
Robert Bortuzzo	0	1	1
John Chabot	0	1	1
Ron Duguay	0	1	1
Mark Eaton	0	1	1
Nils Ekman	0	1	1

Bob Errey	0	1	1
Rico Fata	0	1	1
Andrew Ference	0	1	1
Lee Giffin	0	1	1
Bill Guerin	0	1	1
Dave Hannan	0	1	1
Jussi Jokinen	0	1	1
Rick Kehoe	0	1	1
Milan Kraft	0	1	1
Janne Laukkanen	0	1	1
Ben Lovejoy	0	1	1
Norm Maciver	0	1	1
Paul Martin	0	1	1
Josef Melichar	0	1	1
Matt Niskanen	0	1	1
Tom O'Regan	0	1	1
Michel Ouellet	0	1	1
Wilf Paiment	0	1	1
Lasse Pirjeta	0	1	1
Steve Poapst	0	1	1
Stephane Richer	0	1	1
Gary Rissling	0	1	1
Gord Roberts	0	1	1
Miroslav Satan	0	1	1
Rob Scuderi	0	1	1
Ville Siren	0	1	1
Tony Tanti	0	1	1
Rick Tocchet	0	1	1

# SHOOTOUT

## All-Time Record

YEAR	OVERALL			HOME			ROAD		
	GP	W	L	GP	W	L	GP	W	L
2005-06	7	1	6	4	1	3	3	0	3
2006-07	16	10	6	8	5	3	8	5	3
2007-08	11	7	4	5	2	3	6	5	1
2008-09	12	6	6	5	3	2	7	3	4
2009-10	10	8	2	4	3	1	6	5	1
2010-11	13	10	3	3	3	0	10	7	3
2011-12	12	9	3	5	5	0	7	4	3
2012-13	3	3	0	1	1	0	2	2	0
2013-14	10	7	3	6	3	3	4	4	0
2014-15	10	4	6	4	2	2	6	2	4
2015-16	8	4	4	6	3	3	2	1	1
<b>TOTALS</b>	<b>112</b>	<b>69</b>	<b>43</b>	<b>51</b>	<b>31</b>	<b>20</b>	<b>61</b>	<b>38</b>	<b>23</b>

## All-Time vs. Each Team

TEAM	SHOOTOUTS AGAINST	W-L
Anaheim	1	1-0
Arizona	1	1-0
Boston	4	2-2
Buffalo	4	4-0
Calgary	1	1-0
Carolina	6	5-1
Chicago	4	1-3
Colorado	1	1-0
Columbus	3	1-2
Dallas	2	2-0
Detroit	3	3-0
Edmonton	2	0-2
Florida	6	4-2
Los Angeles	2	1-1
Minnesota	1	0-1

TEAM	SHOOTOUTS AGAINST	W-L
Montreal	8	4-4
Nashville	1	0-1
New Jersey	2	1-1
NY Islanders	12	5-7
NY Rangers	9	5-4
Ottawa	7	5-2
Philadelphia	5	5-0
St. Louis	1	1-0
San Jose	5	2-3
Tampa Bay	2	0-2
Toronto	6	5-1
Vancouver	4	4-0
Washington	5	3-2
Winnipeg	4	2-2
<b>TOTALS</b>	<b>112</b>	<b>69-43</b>

## All-Time Results

DATE	OPPONENT	W/L	WINNING GOAL	WINNING GOALIE	LOSING GOALIE	SHOOTOUT SCORE	FINAL SCORE
10/7/05	@ Carolina	L	Stillman	Ward	Caron	1-0	3-2
11/10/05	vs. Montreal	W	Crosby	Thibault	Theodore	1-0	3-2
11/14/05	vs. NY Islanders	L	Blake	DiPietro	Thibault	3-2	3-2
1/26/06	@ NY Islanders	L	Satan	Dubielewicz	Caron	1-0	4-3
2/4/06	vs. NY Islanders	L	Satan	DiPietro	Fleury	2-0	5-4
3/7/06	vs. Tampa Bay	L	Richards	Grahame	Fleury	2-0	5-4
4/15/06	@ NY Islanders	L	Nilsson	DiPietro	Caron	4-3	5-4
11/22/06	vs. Boston	L	Sturm	Thomas	Fleury	1-0	4-3
12/7/06	@ NY Rangers	L	Shanahan	Lundqvist	Fleury	1-0	3-2
12/11/06	@ Washington	W	Malkin	Fleury	Kolzig	2-1	5-4
12/21/06	@ Atlanta	L	Kozlov	Lehtonen	Thibault	2-0	4-3
1/7/07	vs. Tampa Bay	L	St. Louis	Holmqvist	Fleury	1-0	3-2
1/18/07	@ Boston	L	Kessel	Toivonen	Fleury	2-1	5-4
1/26/07	@ Dallas	W	Christensen	Fleury	Turco	1-0	4-3
2/1/07	vs. Montreal	W	Malkin	Fleury	Aebischer	2-1	5-4
2/8/07	@ Philadelphia	W	Crosby	Fleury	Niittymaki	1-0	5-4
2/14/07	vs. Chicago	W	Christensen	Fleury	Khabibulin	2-0	5-4
3/1/07	@ NY Rangers	W	Crosby	Fleury	Lundqvist	1-0	4-3
3/4/07	vs. Philadelphia	W	Christensen	Fleury	Biron	2-0	4-3
3/6/07	@ Ottawa	W	Crosby	Thibault	Emery	2-1	5-4
3/8/07	vs. New Jersey	L	Elias	Brodeur	Fleury	1-0	4-3
3/13/07	vs. Buffalo	W	Crosby	Fleury	Miller	2-1	5-4
3/18/07	vs. Ottawa	W	Ruutu	Fleury	Emery	1-0	4-3
10/19/07	vs. Carolina	W	Crosby	Sabourin	Ward	3-2	4-3
10/27/07	vs. Montreal	L	Markov	Price	Sabourin	1-0	4-3
11/22/07	@ Ottawa	W	Ruutu	Sabourin	Gerber	2-1	6-5
12/6/07	@ Calgary	W	Letang	Sabourin	Kiprusoff	2-1	3-2
12/8/07	@ Vancouver	W	Letang	Sabourin	Luongo	2-1	2-1
12/20/07	@ Boston	W	Christensen	Conklin	Thomas	2-0	5-4
1/1/08	@ Buffalo	W	Crosby	Conklin	Miller	2-1	2-1
1/12/08	@ Atlanta	L	Recchi	Lehtonen	Conklin	1-0	3-2
1/21/08	vs. Washington	L	Semin	Kolzig	Conklin	2-1	6-5
2/24/08	vs. San Jose	L	Roenick	Nabokov	Conklin	3-2	2-1
3/2/08	vs. Atlanta	W	Letang	Fleury	Lehtonen	1-0	3-2
10/20/08	@ Boston	W	Malkin	Sabourin	Thomas	2-1	2-1
10/25/08	@ NY Rangers	L	Sjostrom	Lundqvist	Fleury	1-0	3-2
11/8/08	@ NY Islanders	W	Sykora	Sabourin	MacDonald	1-0	4-3
11/13/08	vs. Philadelphia	W	Goligoski	Sabourin	Biron	1-0	5-4
11/18/08	vs. Minnesota	L	Zidlicky	Backstrom	Sabourin	1-0	2-1
12/3/08	@ NY Rangers	L	Zherdev	Lundqvist	Sabourin	3-1	3-2
2/11/09	vs. San Jose	W	Crosby	Fleury	Boucher	1-0	2-1
2/16/09	@ NY Islanders	L	Tambellini	MacDonald	Fleury	2-1	3-2
3/8/09	@ Washington	W	Crosby	Fleury	Theodore	1-0	4-3
3/10/09	vs. Florida	W	Letang	Fleury	Vokoun	2-0	4-3
3/12/09	@ Columbus	L	Huselius	Mason	Fleury	1-0	4-3

DATE	OPPONENT	W/L	WINNING GOAL	WINNING GOALIE	LOSING GOALIE	SHOOTOUT SCORE	FINAL SCORE
3/14/09	vs. Ottawa	L	Comrie	Elliott	Fleury	2-1	4-3
10/3/09	@ NY Islanders	W	Crosby	Fleury	Roloson	2-0	4-3
10/14/09	@ Carolina	W	Kunitz	Fleury	Ward	2-1	3-2
10/23/09	vs. Florida	W	Crosby	Johnson	Vokoun	1-0	3-2
10/30/09	@ Columbus	W	Crosby	Johnson	Mason	1-0	4-3
12/17/09	@ Philadelphia	W	Letang	Fleury	Boucher	2-0	3-2
12/19/09	@ Buffalo	W	Letang	Fleury	Lalime	1-0	2-1
1/31/10	vs. Detroit	W	Crosby	Fleury	Howard	2-0	2-1
2/14/10	vs. Nashville	L	O'Reilly	Ellis	Fleury	2-0	4-3
3/24/10	@ Washington	L	Knuble	Theodore	Fleury	3-2	4-3
3/28/10	vs. Toronto	W	Crosby	Fleury	Giguere	2-0	5-4
11/6/10	@ Phoenix	W	Letestu	Johnson	Bryzgalov	1-0	4-3
11/19/10	vs. Carolina	W	Letang	Fleury	Peters	2-0	5-4
12/23/10	@ Washington	W	Dupuis	Fleury	Neuvirth	2-1	3-2
12/29/10	@ NY Islanders	L	Parenteau	DiPietro	Fleury	3-2	2-1
1/6/11	@ Montreal	L	Pouliot	Price	Johnson	1-0	2-1
2/1/11	@ NY Rangers	W	Jeffrey	Fleury	Lundqvist	1-0	4-3
2/20/11	@ Chicago	L	Kane	Crawford	Fleury	1-0	3-2
2/26/11	@ Toronto	W	Kovalev	Fleury	Reimer	1-0	6-5
3/21/11	@ Detroit	W	Neal	Johnson	MacDonald	1-0	5-4
3/24/11	@ Philadelphia	W	Kunitz	Fleury	Bobrovsky	2-1	2-1
3/25/11	vs. New Jersey	W	Neal	Fleury	Brodeur	1-0	1-0
3/27/11	vs. Florida	W	Kovalev	Fleury	Clemmensen	2-0	2-1
4/8/11	@ NY Islanders	W	Kunitz	Fleury	Montoya	1-0	4-3
10/6/11	@ Vancouver	W	Letang	Fleury	Luongo	2-0	4-3
10/9/11	@ Edmonton	L	Hemsky	Dubnyk	Johnson	2-1	2-1
10/27/11	vs. NY Islanders	W	Malkin	Fleury	DiPietro	1-0	3-2
11/3/11	@ San Jose	L	Clowe	Greiss	Fleury	1-0	4-3
11/5/11	@ Los Angeles	W	Kunitz	Fleury	Quick	2-1	3-2
1/17/12	vs. Carolina	W	Neal	Fleury	Ward	2-1	2-1
1/20/12	vs. Montreal	W	Malkin	Fleury	Budaj	1-0	5-4
1/24/12	@ St. Louis	W	Kunitz	Fleury	Elliott	2-1	3-2
1/31/12	vs. Toronto	W	Malkin	Fleury	Gustavsson	1-0	5-4
2/7/12	@ Montreal	L	Plekanec	Price	Fleury	3-2	3-2
2/29/12	@ Dallas	W	Dupuis	Fleury	Lehtonen	3-2	4-3
3/9/12	vs. Florida	W	Neal	Fleury	Theodore	2-0	2-1
1/27/13	@ Ottawa	W	Malkin	Fleury	Anderson	3-2	2-1
3/10/13	@ Toronto	W	Neal	Fleury	Reimer	2-0	5-4
4/5/13	vs. NY Rangers	W	Jokinen	Fleury	Lundqvist	1-0	2-1
10/19/13	vs. Vancouver	W	Malkin	Fleury	Luongo	1-0	4-3
11/27/13	vs. Toronto	W	Crosby	Zatkoff	Bernier	2-0	6-5
12/18/13	@ NY Rangers	W	Sutter	Fleury	Lundqvist	1-0	4-3
1/7/14	@ Vancouver	W	Crosby	Fleury	Lack	1-0	5-4
2/7/14	vs. NY Rangers	L	Richards	Lundqvist	Fleury	2-1	4-3
2/27/14	vs. Montreal	L	Desharnais	Budaj	Fleury	1-0	6-5
3/7/14	@ Anaheim	W	Sutter	Fleury	Hiller	3-2	3-2
4/6/14	@ Colorado	W	Jokinen	Fleury	Varlamov	1-0	3-2

DATE	OPPONENT	W/L	WINNING GOAL	WINNING GOALIE	LOSING GOALIE	SHOOTOUT SCORE	FINAL SCORE
4/9/14	vs. Detroit	W	Jokinen	Fleury	Gustavsson	1-0	4-3
4/13/14	vs. Ottawa	L	Spezza	Lehner	Zatkoff	2-0	3-2
11/6/14	@ Winnipeg	W	Crosby	Fleury	Pavelec	2-1	4-3
11/15/14	@ NY Rangers	W	Sutter	Fleury	Lundqvist	2-1	3-2
11/21/14	vs. NY Islanders	L	Okposo	Johnson	Fleury	2-1	5-4
12/13/14	@ Columbus	L	Johansen	Bobrovsky	Greiss	2-1	4-3
12/22/14	@ Florida	L	Barkov	Luongo	Fleury	1-0	4-3
1/21/15	vs. Chicago	L	Toews	Crawford	Fleury	2-0	3-2
2/12/15	@ Ottawa	W	Perron	Greiss	Lehner	1-0	5-4
2/15/15	@ Chicago	L	Sharp	Crawford	Fleury	3-2	2-1
3/9/15	@ San Jose	L	Wingels	Niemi	Fleury	2-1	2-1
3/29/15	vs. San Jose	W	Perron	Fleury	Stalock	2-0	3-2
11/11/15	vs. Montreal	W	Perron	Fleury	Condon	2-0	4-3
11/28/15	vs. Edmonton	L	Hednricks	Nilsson	Zatkoff	2-0	3-2
12/11/15	vs. Los Angeles	L	Gaborik	Quick	Fleury	2-1	3-2
12/30/15	vs. Toronto	L	Parenteau	Bernier	Murray	2-1	3-2
2/12/16	@ Carolina	W	Letang	Fleury	Ward	1-0	2-1
2/15/16	@ Florida	L	Jokinen	Montoya	Fleury	2-1	2-1
3/15/16	vs. NY Islanders	W	Letang	Fleury	Berube	1-0	2-1
3/29/16	vs. Buffalo	W	Letang	Murray	Johnson	2-0	5-4

### All-Time Record

YEAR	OVERALL			HOME			ROAD		
	GOALS	SHOTS	PCT.	GOALS	SHOTS	PCT.	GOALS	SHOTS	PCT.
2005-06	6	28	21.4	3	16	18.8	3	12	25.0
2006-07	17	47	36.2	9	24	37.5	8	23	34.8
2007-08	17	44	38.6	7	20	35.0	10	24	41.7
2008-09	11	40	27.5	5	20	25.0	6	20	30.0
2009-10	15	29	51.7	5	11	45.5	10	18	55.6
2010-11	16	49	32.7	5	8	62.5	11	41	26.8
2011-12	19	42	45.2	7	14	50.0	12	28	42.9
2012-13	6	8	75.0	1	3	33.3	5	5	100.0
2013-14	11	32	34.4	5	17	29.4	6	15	40.0
2014-15	12	36	33.3	5	11	45.5	7	25	28.0
2015-16	9	25	36.0	7	17	41.2	2	8	25.0
<b>TOTALS</b>	<b>139</b>	<b>380</b>	<b>36.6</b>	<b>59</b>	<b>161</b>	<b>36.6</b>	<b>80</b>	<b>219</b>	<b>36.5</b>

## Penguins Shooters

PLAYER	G	S	PCT	PLAYER	G	S	PCT	PLAYER	G	S	PCT
Dustin Jeffrey	1	1	100.0	Alex Goligoski	1	4	25.0	Derrick Pouliot	0	1	0.0
David Perron	6	9	66.7	Sergei Gonchar	1	4	25.0	Jani Rita	0	1	0.0
Erik Christensen	14	23	60.9	Mark Letestu	1	4	25.0	Jason Williams	0	1	0.0
Jarkko Ruutu	4	8	50.0	Michel Ouellet	1	4	25.0	Beau Bennett	0	2	0.0
Alex Kovalev	3	6	50.0	Nick Bonino	0	1	0.0	Ryan Malone	0	2	0.0
Brandon Sutter	3	6	50.0	Chris Conner	0	1	0.0	Ziggy Palffy	0	2	0.0
James Neal	9	19	47.4	Matt Cullen	0	1	0.0	Steve Sullivan	0	2	0.0
Sidney Crosby	33	79	41.8	Simon Despres	0	1	0.0	Bill Guerin	0	3	0.0
Chris Kunitz	8	20	40.0	Steve Downie	0	1	0.0	Tyler Kennedy	0	3	0.0
Evgeni Malkin	20	54	37.0	Nils Ekman	0	1	0.0	Mario Lemieux	0	3	0.0
Kris Letang	21	58	36.2	Andy Hilbert	0	1	0.0	Mark Recchi	0	4	0.0
Petr Sykora	5	15	33.3	Patric Hornqvist	0	1	0.0	Miroslav Satan	0	4	0.0
Phil Kessel	1	3	33.3	Konstantin Koltsov	0	1	0.0	<b>TOTALS</b>	<b>139</b>	<b>380</b>	<b>36.6</b>
Ryan Whitney	1	3	33.3	John LeClair	0	1	0.0				
Pascal Dupuis	3	10	30.0	Cal O'Reilly	0	1	0.0				
Jussi Jokinen	3	10	30.0	Lasse Pirjeta	0	1	0.0				

## Penguins Goalies

PLAYER	REC	SH	SV	GA	PCT.
Johnson	4-2	20	17	3	85.0
Sabourin	7-3	45	34	11	75.6
Fleury	51-26	254	191	63	75.2
Thibault	2-2	17	11	6	64.7
Greiss	1-1	5	3	2	60.0
Conklin	2-3	15	8	7	53.3
Murray	1-1	4	2	2	50.0
Caron	0-3	10	4	6	40.0
Zatkoff	1-2	6	2	4	33.3
<b>TOTALS</b>	<b>69-43</b>	<b>376</b>	<b>272</b>	<b>104</b>	<b>72.3</b>

# HAT TRICKS

PLAYER	DATE	OPP.	GOALIE(S)
<b>1967-68 (2)</b>			
Andy Bathgate	10/18	VS. MIN	Maniago (2), Bauman
Ken Schinkel	10/21	VS. CHI	Dejordy
<b>1968-69 (0)</b>			
<b>1969-70 (1)</b>			
Ken Schinkel (2)	2/4	VS. MIN	Maniago Broderick (2)
<b>1970-71 (2)</b>			
Glen Sather	12/19	VS. DET	McLeod (2), ENG
Duane Rupp	3/24	VS. DET	Rutherford
<b>1971-72 (1)</b>			
Bob Leiter	12/1	VS. DET	Smith (2), Daley
<b>1972-73 (6)</b>			
Al McDonough	10/11	@ STL	Stephenson
Lowell MacDonald	11/15	VS. MIN	Gilbert
Al McDonough (2)	11/18	VS. ATL	Myre
Al McDonough (3)	11/22	VS. STL	Stephenson
Eddie Shack	11/29	VS. TOR	Low
Syl Apps	12/13	VS. NYI	Desjardins
<b>1973-74 (3)</b>			
L. MacDonald (2)	11/13	VS. MIN	Maniago
Bob Kelly	3/24	VS. DET	Grant
L. MacDonald (3)	3/27	VS. MIN	Worsley
<b>1974-75 (3)</b>			
Rick Kehoe	2/15	@ TOR	Favell
Jean Pronovost	2/26	VS. WSH	Belhemeur
Pierre Larouche	3/12	VS. BOS	Gilbert
<b>1975-76 (9)</b>			
Jean Pronovost (2)	11/12	@ WSH	Wolfe
Syl Apps (2)	12/17	@ CAL	Meloche
Bob Kelly (2)	12/17	@ CAL	Meloche
Stan Gilbertson	1/18	VS. NYR	Wilson (2), Soetaert
Pierre Larouche (2)	2/8	@ VAN	Smith (2), Lockett
Jean Pronovost (3)	2/19	VS. TOR	Favell
Pierre Larouche (3)	2/21	VS. CHI	Villemure
L. MacDonald (4)	2/21	VS. CHI	Villemure
Rick Kehoe (2)	3/10	VS. BUF	Smith
<b>1976-77 (2)</b>			
Rick Kehoe (3)	10/6	VS. VAN	Maniago (2), Ridley
Pierre Larouche (4)	2/19	@ TOR	Palmateer, Thomas (2)
<b>1977-78 (3)</b>			
Blair Chapman	11/16	@ MIN	LoPresti
Pete Mahovich	11/30	VS. DET	Low

PLAYER	DATE	OPP.	GOALIE(S)
Wayne Bianchin	12/31	VS. CLE	Edwards
<b>1978-79 (3)</b>			
Orest Kindrachuk	3/4	@ COL	Plasse
Ron Stackhouse	3/18	@ NYR	Thomas
Greg Malone	3/28	VS. NYR	Soetaert
<b>1979-80 (1)</b>			
Gary McAdam	11/28	VS. QUE	Dion
<b>1980-81 (5)</b>			
Rick Kehoe (4)	11/26	VS. VAN	Brodeur
Rick Kehoe (5)	12/3	@ TOR	Crha
Paul Gardner*	12/13	VS. PHI	Myre
Rick Kehoe (6)	1/14	VS. STL	Staniowski
Greg Sheppard	3/16	@ EDM	Mio
<b>1981-82 (4)</b>			
Paul Gardner (2)	11/7	VS. PHI	Lindbergh
Doug Shedden	1/2	VS. HFD	Garrett
Rick Kehoe (7)	1/20	VS. BOS	Baron
Andre St. Laurent	3/6	@ QUE	Bouchard
<b>1982-83 (3)</b>			
Pat Boutette	10/12	VS. VAN	Brodeur
Pat Boutette (2)	10/27	VS. WSH	Parro
Rick Kehoe (8)	12/23	@ DET	Stefan
<b>1983-84 (3)</b>			
Andy Brickley	12/26	VS. NYR	Weeks
Mike Bullard	1/18	VS. WPG	Veisor
Mark Taylor	3/29	@ NYR	Vanbiesbrouck
<b>1984-85 (2)</b>			
Mike Bullard (2)*	12/5	VS. STL	Liut
Mike Bullard (3)	12/26	VS. NYI	Hrudey
<b>1985-86 (5)</b>			
Mike Bullard (4)	12/31	@ STL	Wamsley
Mario Lemieux *	12/31	@ STL	Wamsley
Mike Bullard (5)	1/22	@ EDM	Moog
Doug Shedden (2)	2/15	VS. VAN	Brodeur
Mike Bullard (6)	2/21	@ DET	Stefan, LaForest (2)
<b>1986-87 (12)</b>			
R. Cunneynworth	10/9	VS. WSH	Jensen
Mario Lemieux (2)	10/17	@ BUF	Barrasso
Terry Ruskowski	10/18	VS. NJD	Friesen
Kevin LaVallee	10/29	VS. NJD	Chevrier
John Chabot	12/6	VS. MIN	Beaupre
Mario Lemieux (3)*	12/12	VS. TOR	Wregget (3), Bester
Craig Simpson	12/22	@ MTL	Roy

\* = Four Goal Game, # = Five Goal Game

PLAYER	DATE	OPP.	GOALIE(S)
Mario Lemieux [4]	1/23	@ VAN	Caprice
Mario Lemieux [5]	2/5	@ BOS	Ranford
R. Cunneyworth [2]*	3/3	@ QUE	Gosselin [3], Malarchuk
Mario Lemieux [6]	3/8	@ WPG	Reddick
Mario Lemieux [7]	3/12	VS. QUE	Gosselin, ENG [2]

**1987-88 [9]**

Dan Quinn	10/15	VS. NYR	Froese
Mario Lemieux [8]	10/15	VS. NYR	Froese
Mario Lemieux [9]	10/24	VS. BUF	Cloutier
Mario Lemieux [10]	1/5	VS. LAK	Healy
Mario Lemieux [11]	1/10	@ DET	Hanlon
Paul Coffey	1/20	@ CHI	Mason [2], Pang
Dan Quinn [2]	2/28	@ CHI	Pang
Dan Quinn [3]	3/7	@ CGY	Vernon
Mario Lemieux [12]	4/2	@ WSH	Malarchuk

**1988-89 [13]**

Mario Lemieux [13]	10/11	VS. WSH	Malarchuk [2], Peeters
Rob Brown	10/15	VS. STL	Riendeau
Mario Lemieux [14]	10/18	VS. PHI	Hextall
Rob Brown [2]	11/25	@ WSH	Malarchuk
Mario Lemieux [15]	12/21	@ TOR	Wregget
Mario Lemieux [16]#	12/31	VS. NJD	Sauve [3], Terreri, ENG
Mario Lemieux [17]	1/10	VS. NYI	Hrudey
Rob Brown [3]	1/28	VS. DET	Stefan [2], Hanlon
Rob Brown [4]	2/5	@ BOS	Moog
Mario Lemieux [18]	2/14	VS. BUF	Cloutier
Mario Lemieux [19]	3/12	@ CHI	Chevrier
Mario Lemieux [20]	3/25	VS. NJD	Sauve [2], Burke
Mario Lemieux [21]*	3/30	VS. HFD	Whitmore

**1989-90 [10]**

Mario Lemieux [22]	10/17	VS. TOR	Bester, ENG [2]
Kevin Stevens	10/31	VS. LAK	Hrudey
Mario Lemieux [23]	12/2	@ QUE	Tugnutt
Rob Brown [5]	12/12	VS. BOS	Moog [2], Lemelin
Mario Lemieux [24]*	1/8	@ NYR	Froese [2], Vanbiesbrouck [2]
Tony Tanti	1/30	VS. PHI	Wregget
Mario Lemieux [25]	2/2	VS. EDM	Exelby [2], ENG
Rob Brown [6]	2/10	VS. LAK	Hrudey, Gosselin, ENG
John Cullen	2/20	VS. PHI	Wregget [2], ENG
Rob Brown [7]	3/4	VS. MIN	Myllys [2], ENG

**1990-91 [5]**

Kevin Stevens [2]	10/25	VS. QUE	Tanner, Tugnutt [2]
Phil Bourque	12/3	@ NYR	Vanbiesbrouck, Richter [2]
John Cullen [2]	1/17	@ TOR	Ing
Jaromir Jagr	2/2	VS. BOS	Foster

PLAYER	DATE	OPP.	GOALIE(S)
Mario Lemieux [26]	3/26	@ PHI	Peeters
<b>1991-92 [11]</b>			
Mario Lemieux [27]	10/15	@ NYI	Healy
Bob Errey	10/17	VS. NYI	Healy [2], ENG
Kevin Stevens [3]	11/13	VS. EDM	Ranford
Mark Recchi	11/18	@ QUE	Tugnutt
Kevin Stevens [4]	11/18	@ QUE	Tugnutt
Kevin Stevens [5]	11/29	@ PHI	Roussel [2], Wregget
Kevin Stevens [6]	12/5	@ SJS	Irbe, Hayward [2]
Joe Mullen*	12/23	@ NYI	Healy
Joe Mullen [2]*	12/26	VS. TOR	Fuhr
Joe Mullen [3]	2/18	VS. TOR	Wamsley
Rick Tocchet	3/6	@ SJS	Myllys

**1992-93 [10]**

Kevin Stevens [7]*	10/17	@ HFD	Burke [3], Pietrangelo
Mario Lemieux [28]	10/22	VS. DET	Cheveldae
Kevin Stevens [8]	12/12	VS. NJD	Terreri
Kevin Stevens [9]	1/26	VS. WSH	Beaupre
Mario Lemieux [29]*	3/18	VS. WSH	Beaupre [3], Hrivnak
Mario Lemieux [30]*	3/20	VS. PHI	Soderstrom [3], Roussel
Rick Tocchet [2]	4/1	VS. HFD	Gosselin, Pietrangelo [2]
Rick Tocchet [3]	4/7	VS. MTL	Roy
Joe Mullen [4]	4/9	@ NYR	Hirsch, Richter [2]
Mario Lemieux [31]#	4/9	@ NYR	Hirsch [3], Richter [2]

**1993-94 [2]**

Kevin Stevens [10]	1/11	VS. BOS	Blue
Martin Straka	3/8	VS. BOS	Riendeau

**1994-95 [2]**

Jaromir Jagr [2]	2/14	VS. BOS	Riendeau
Luc Robitaille*	2/16	VS. HFD	Reese

**1995-96 [9]**

Mario Lemieux [32]	10/26	@ NYI	Soderstrom
Mario Lemieux [33]	10/28	@ NJD	Brodeur
Ron Francis	11/10	@ SJS	Irbe [2], Flaherty
Markus Naslund	11/28	VS. OTT	Bales
Mario Lemieux [34]*	11/30	@ BOS	Bailey [2], Billington [2]
Mario Lemieux [35]	12/30	VS. FLA	Vanbiesbrouck
Mario Lemieux [36]	1/27	VS. PHI	Snow [2], Hextall
Petr Nedved*	3/5	VS. WPG	Khabibulin [2], Roussel [2]
Mario Lemieux [37]#	3/26	VS. STL	Fuhr, Casey [4]

**1996-97 [4]**

Jaromir Jagr [3]	11/2	VS. OTT	Tugnutt
Jaromir Jagr [4]	11/30	VS. BOS	Ranford

\* = Four Goal Game, # = Five Goal Game



PLAYER	DATE	OPP.	GOALIE(S)
Mario Lemieux [38]	12/19	@ STL	Casey
Mario Lemieux [39]*	1/26	@ MTL	Thibault
<b>1997-98 [3]</b>			
Ron Francis [2]	12/29	VS. NYI	Fichaud, Salo [2]
Stu Barnes	1/10	VS. NJD	Brodeur
Martin Straka [2]	4/18	VS. BOS	Dafoe [2], Tallas
<b>1998-99 [2]</b>			
Stu Barnes [2]	11/25	@ WSH	Kolzig
Martin Straka [3]	11/28	@ MTL	Theodore [2], ENG
<b>1999-00 [3]</b>			
Aleksey Morozov	10/7	@ NJD	Brodeur
Jaromir Jagr [5]	11/26	VS. OTT	Lalime
Jaromir Jagr [6]	12/30	VS. NYI	Luongo
<b>2000-01 [9]</b>			
Jaromir Jagr [7]*	10/14	VS. NYR	McLean
Alexei Kovalev	11/8	VS. PHI	Boucher
Jaromir Jagr [8]	12/16	@ MTL	Hackett
Martin Straka [4]	1/8	@ WSH	Kolzig [2], ENG
Mario Lemieux [40]	1/24	VS. MTL	Theodore
Alexei Kovalev [2]	2/7	VS. PHI	Cechmanek [2], Boucher
Alexei Kovalev [3]	2/10	VS. NJD	Brodeur
Alexei Kovalev [4]	2/23	VS. NYR	Yeremeyev
Jaromir Jagr [9]	3/10	VS. CGY	Vernon [2], ENG
<b>2001-02 [5]</b>			
Toby Petersen	10/16	VS. OTT	Lalime
Alexei Kovalev [5]	11/13	@ NJD	Brodeur [2], ENG
Alexei Kovalev [6]	11/14	VS. NYI	Snow
Alexei Kovalev [7]	1/5	VS. NYR	Richter
Aleksey Morozov [2]	1/17	@ CGY	Turek
<b>2002-03 [1]</b>			
Alexei Kovalev [8]	1/25	VS. CHI	Thibault [2], Leighton
<b>2003-04 [0]</b>			
<b>2005-06 [1]</b>			
Mark Recchi [2]	3/4	VS. CAR	Ward
<b>2006-07 [6]</b>			
Sidney Crosby	10/28	@ PHI	Niittymaki [2], Esche
Nils Ekman	11/8	VS. TBL	Holmqvist
Ryan Malone	12/15	VS. NYI	Dunham [2], DiPietro
Mark Recchi [3]	1/20	VS. TOR	Raycroft
Jordan Staal	2/10	@ TOR	Raycroft
Ryan Malone [2]	2/19	@ NYI	DiPietro
<b>2007-08 [2]</b>			
Evgeni Malkin	1/3	VS. TOR	Clemmensen
Evgeni Malkin [2]	1/14	VS. NYR	Lundqvist
<b>2008-09 [5]</b>			
Jordan Staal [2]	11/11	@ DET	Osgood

\* = Four Goal Game, # = Five Goal Game

PLAYER	DATE	OPP.	GOALIE(S)
Evgeni Malkin [3]	11/26	@ NYI	MacDonald
Sidney Crosby [2]	11/29	VS. NJD	Clemmensen
Petr Sykora	12/11	VS. NYI	Danis [2], MacDonald
Pascal Dupuis	12/11	VS. NYI	Danis [2], MacDonald
<b>2009-10 [6]</b>			
Sidney Crosby [3]	10/28	VS. MTL	Halak
Sidney Crosby [4]	11/28	VS. NYR	Valiquette
Mike Rupp	11/30	@ NYR	Lundqvist
Evgeni Malkin [4]	12/23	VS. OTT	LeClaire
Evgeni Malkin [5]	1/19	VS. NYI	Roloson
Sidney Crosby [5]	2/1	VS. BUF	Miller
<b>2010-11 [4]</b>			
Evgeni Malkin [6]	11/13	@ ATL	Pavelec
Sidney Crosby [6]	11/27	VS. CGY	Kiprusoff
Sidney Crosby [7]	12/2	VS. ATL	Pavelec
Chris Kunitz	1/5	VS. TBL	Ellis [2], Roloson
<b>2011-12 [4]</b>			
Evgeni Malkin [7]	12/17	VS. BUF	Miller/Enroth [2]
Evgeni Malkin [8]	1/15	@ TBL	Garon [2]/ENG
Evgeni Malkin [9]	2/25	VS. TBL	Roloson
James Neal	3/20	VS. WPG	Pavelec [2]/Mason
<b>2012-13 [3]</b>			
Chris Kunitz [2]*	2/3	@ WSH	Holtby
Chris Kunitz [3]	3/10	VS. NYI	Nabokov
James Neal [2]	4/27	VS. CAR	Peters
<b>2013-14 [3]</b>			
Jussi Jokinen	10/8	VS. CAR	Ward
Sidney Crosby [8]	10/12	@ TBL	Lindback
James Neal [3]	12/29	@ CBJ	McElhinney
<b>2014-15 [1]</b>			
Blake Comeau	11/26	VS. TOR	Bernier
<b>2015-16 [3]</b>			
Evgeni Malkin [10]	1/23	VS. VAN	Miller
Sidney Crosby [9]	2/2	VS. OTT	Anderson
Patric Hornqvist	2/29	VS. ARI	Domingue
<b>TOTAL = 206</b>			
<b>HOME = 133</b>			
<b>ROAD = 73</b>			
MOST ALL-TIME - Mario Lemieux [40]			
MOST ONE YEAR (Ind) - Mario Lemieux [9], 1988-89			
MOST ONE YEAR (Team) - 13 in 1988-89			

## Hat Tricks Against

PLAYER	DATE	OPP.	GOALIE(S)
<b>1967-68 (4)</b>			
Stan Mikita*	12/6	@ CHI	Binkley (3), Bassen
Bob Pulford	1/13	@ TOR	Binkley
Dick Duff	2/17	@ MTL	Binkley
Jean Beliveau	3/16	@ MTL	Binkley (2), ENG
<b>1968-69 (3)</b>			
Bobby Rousseau	11/7	@ MTL	Binkley
Bobby Hull	11/14	VS. CHI	Binkley
Phil Esposito	12/15	@ BOS	Daley
<b>1969-70 (5)</b>			
Gordie Howe	11/2	@ DET	Smith
Ab McDonald	11/19	VS. STL	Binkley
Dave Keon	1/17	@ TOR	Binkley
Dave Balon	2/1	@ NYR	Smith
Stan Mikita (2)	2/11	@ CHI	Smith
<b>1970-71 (5)</b>			
Walt McKechnie	10/15	@ MIN	Smith
Phil Esposito (2)	12/6	@ BOS	Binkley
Brian Spencer	1/9	@ TOR	Smith
Phil Esposito (3)	3/6	VS. BOS	Smith
Eddie Shack	3/31	VS. BUF	Newton
<b>1971-72 (3)</b>			
Brad Park	12/12	@ NYR	Rutherford
Norm Ullman	12/28	VS. TOR	Binkley (2), ENG
Brad Park (2)	2/12	VS. NYR	Rutherford
<b>1972-73 (5)</b>			
Gene Carr	12/17	@ NYR	Herron
Rejean Houle	1/17	@ MTL	Newton
Mike Walton	2/10	@ BOS	Newton
Dennis Hextall	3/7	@ MIN	Brown
Bobby Lalonde	3/17	@ VAN	Brown (2), Newton
<b>1973-74 (5)</b>			
Rick Martin	1/3	@ BUF	Rutherford
Ken Hodge	2/3	VS. BOS	Brown
Stan Mikita (3)	2/10	@ CHI	Inness
Claude Larose*	2/28	@ MTL	Inness
Bill Goldsworthy	3/23	@ MIN	Inness
<b>1974-75 (6)</b>			
Bobby Orr	10/23	VS. BOS	Inness
Dave Keon (2)	11/20	@ TOR	Inness
Guy Lafleur	12/7	@ MTL	Johnson
Guy Lafleur (2)*	1/26	@ MTL	Plasse
Greg Polis	3/2	@ NYR	Plasse
Stan Gilbertson	4/6	@ WSH	Johnson
<b>1975-76 (4)</b>			
Hartland Monahan	11/12	@ WSH	Inness

PLAYER	DATE	OPP.	GOALIE(S)
Yvon Cournoyer	11/13	VS. MTL	Inness
Dennis Maruk*	11/18	VS. CAL	Inness
Ted Irvine	2/29	VS. STL	Inness (2), ENG
<b>1976-77 (4)</b>			
Rick Blight*	10/6	VS. VAN	Laxton
Wilf Paiment	2/6	@ COL	Herron
Claude Larose (2)	2/8	@ STL	Herron
Don Saleski	3/13	@ PHI	Herron
<b>1977-78 (1)</b>			
Butch Goring	11/24	@ LAK	Herron
<b>1978-79 (2)</b>			
Dale McCourt	2/18	@ DET	Millen (2), Herron
Darcy Rota	4/1	VS. ATL	Herron (2), Millen
<b>1979-80 (8)</b>			
Pierre Larouche*	10/25	@ MTL	Holland
Darryl Sittler	1/16	VS. TOR	Millen
Jordy Douglas	1/17	@ HFD	Millen
Blair MacDonald	1/19	VS. EDM	Millen
Mike Foligno	1/31	@ DET	Millen
Danny Gare	2/7	@ BUF	Millen
Darryl Sittler (2)	3/5	VS. TOR	Holland
Wayne Gretzky	3/21	@ EDM	Millen
<b>1980-81 (8)</b>			
Dennis Maruk (2)	11/12	VS. WSH	Holland
Rick Dudley	12/7	@ BUF	Millen, Holland (2)
Bobby Clarke	12/13	VS. PHI	Millen
Stan Smyl	12/19	@ VAN	Holland (2), Millen
Reed Larson	1/3	VS. DET	Millen
Mike Bossy*	1/13	@ NYI	Millen (3), ENG
Lanny McDonald	2/6	@ COL	Ricci (2), ENG
Mark Messier	3/16	@ EDM	Millen
<b>1981-82 (6)</b>			
Mel Bridgeman	10/29	@ PHI	Dion
Keith Acton	11/21	@ MTL	Dion (2), Harrison
Ron Duguay	12/27	@ NYR	Harrison
Blaine Stoughton	1/3	@ HFD	Harrison
Wayne Gretzky (2)	3/17	@ EDM	Dion
Bernie Nicholls	3/20	@ LAK	Dion
<b>1982-83 (10)</b>			
Butch Goring (2)	10/14	@ NYI	Herron
Marian Stastny	10/21	@ QUE	Herron
Peter Stastny	12/11	VS. QUE	Herron
Glenn Anderson	1/7	@ EDM	Herron
Dale Hawerchuk	2/4	@ WPG	Dion
Lanny McDonald (2)	2/5	@ CGY	Herron
Kent Nilsson	2/5	@ CGY	Herron

\* = Four Goal Game, # = Five Goal Game

PLAYER	DATE	OPP.	GOALIE(S)
Charlie Simmer	2/12	VS. LAK	Ricci
Reed Larson [2]	2/15	VS. DET	Ricci
Ken Linseman	2/19	VS. EDM	Herron [2], Ricci
<b>1983-84 (11)</b>			
Bryan Trottier	11/11	VS. NYI	Dion
Barry Pederson	12/6	VS. BOS	Dion [2], Herron
Bob MacMillan	1/7	VS. NJD	Romano
Paul MacLean	1/18	VS. WPG	Dion
Pierre Larouche [2]	1/25	VS. NYR	Romano [2], Dion
Doug Risebrough	2/16	@ CGY	Dion
Lanny McDonald [3]	2/16	@ CGY	Dion
Wayne Gretzky [3]	2/22	VS. EDM	Romano
Michel Goulet	3/8	VS. QUE	Ricci
Dave Poulin	3/22	@ PHI	Herron
Ilkka Sinisalo	3/22	@ PHI	Herron
<b>1984-85 (7)</b>			
Uli Hiemer	10/31	@ NJD	Herron
Jorgen Pettersson	11/8	VS. STL	Dion
Denis Savard	11/29	VS. CHI	Herron
Michel Goulet [2]	12/29	@ QUE	Herron
Dale Hawerchuk [2]	1/21	@ WPG	Romano
Wayne Gretzky [4]	1/26	@ EDM	Herron
Peter Sundstrom	2/22	VS. NYR	Ford
<b>1985-86 (5)</b>			
Danny Gare [2]	10/30	@ DET	Romano
Tony Tanti	11/13	@ VAN	Romano
Dave Poulin [2]	11/24	@ PHI	Herron
Troy Murray	1/1	@ CHI	Meloche
Al Secord	1/1	@ CHI	Meloche
<b>1986-87 (3)</b>			
Kirk Muller	10/29	VS. NJD	Romano
Sylvain Turgeon	3/28	@ HFD	Riggin
Perry Anderson	3/31	@ NJD	Meloche
<b>1987-88 (3)</b>			
Dave Hannan	1/25	VS. EDM	Pietrangelo
John MacLean	1/28	@ NJD	Meloche
Rick Vaive	2/28	@ CHI	Pietrangelo
<b>1988-89 (11)</b>			
Mike Ridley*	10/11	VS. WSH	Young
Dave Andreychuk	10/12	@ BUF	Young
Tony Granato*	10/30	@ NYR	Guenette, Pietrangelo [3]
Walt Poddubny	11/3	VS. QUE	Guenette
Jari Kurri	11/8	VS. EDM	Guenette
Tony Tanti [2]	1/7	VS. VAN	Barrasso
Tony Granato [2]	1/14	VS. NYR	Barrasso
Peter Stastny [2]*	2/11	@ QUE	Young [2], Pietrangelo [2]

PLAYER	DATE	OPP.	GOALIE(S)
Jody Hull	2/26	@ HFD	Barrasso, Young [2]
Ken Linseman [2]	3/14	VS. BOS	Barrasso
Mats Naslund	3/18	VS. MTL	Barrasso, Young [2]
<b>1989-90 (6)</b>			
Brett Hull	10/18	VS. STL	Young
Wayne Gretzky [5]	10/31	VS. LAK	Young
Pat LaFontaine	2/6	VS. NYI	Barrasso
Derek King	2/6	VS. NYI	Barrasso
Luc Robitaille	3/10	@ LAK	Chevrier
Mike Modano	3/17	VS. MIN	Chevrier
<b>1990-91 (2)</b>			
Jeremy Roenick	10/11	@ CHI	Barrasso
Patrick Flatley	12/23	VS. NYI	Pietrangelo
<b>1991-92 (4)</b>			
Derek King [2]	10/15	@ NYI	Barrasso
Vladimir Ruzicka	11/5	VS. BOS	Barrasso
Vladimir Ruzicka [2]*	2/9	@ BOS	Barrasso
Darren Turcotte	4/16	@ NYR	Young, Wregget [2]
<b>1992-93 (7)</b>			
Michel Goulet [3]	11/8	@ CHI	Barrasso
Jimmy Carson	11/13	@ DET	Barrasso
Adam Graves	11/25	VS. NYR	Barrasso, Wregget [2]
Ulf Dahlen	1/7	VS. MIN	Barrasso
Steve Heinze	1/14	@ BOS	Wregget
Pierre Turgeon	2/20	@ NYI	Barrasso
Geoff Sanderson	2/21	@ HFD	Barrasso
<b>1993-94 (2)</b>			
Mike Gartner	1/31	@ NYR	Wregget
Randy Burridge	3/15	VS. WSH	Barrasso
<b>1994-95 (1)</b>			
Igor Chibirev	4/5	VS. HFD	Young
<b>1995-96 (8)</b>			
Pat Verbeek	11/21	@ NYR	Barrasso
Geoff Sanderson [2]	12/28	VS. HFD	Wregget
Ray Sheppard	1/13	VS. SJS	Barrasso
Claude Lemieux	1/16	VS. COL	Wregget
Brendan Shanahan	2/23	VS. HFD	Wregget
Gary Roberts	2/29	@ CGY	Barrasso
Rick Tocchet	3/14	@ BOS	Wregget
John LeClair	3/31	@ PHI	Barrasso
<b>1996-97 (5)</b>			
Alexei Kovalev	10/16	@ NYR	Barrasso, Wregget [2]
Dino Ciccarelli	11/8	@ TBL	Wregget
Dale Hawerchuk [3]	11/21	@ PHI	Wregget
B. Shanahan [2]	2/8	VS. DET	Lalime
Joe Sakic	3/14	@ COL	Wregget
<b>1997-98 (3)</b>			
Dave Gagner	10/4	VS. FLA	Wregget

\* = Four Goal Game, # = Five Goal Game

PLAYER	DATE	OPP.	GOALIE(S)
Joe Nieuwendyk	11/5	VS. DAL	Wregget [2], Skudra
Valeri Kamensky	1/3	VS. COL	Skudra
<b>1998-99 (2)</b>			
Sami Salo	3/30	VS. OTT	Skudra [2], ENG
Zigmund Palffy	4/17	VS. NYI	Barrasso, Skudra [2]
<b>1999-00 (0)</b>			
<b>2000-01 (3)</b>			
John Madden*	10/28	VS. NJD	Aubin, Snow [3]
Randy McKay*	10/28	VS. NJD	Aubin [2], Snow [2]
Andrei Kovalenko	1/9	@ BOS	Snow
<b>2001-02 (1)</b>			
Glen Murray	4/13	@ BOS	Aubin
<b>2002-03 (4)</b>			
Sergei Fedorov	10/25	@ DET	Aubin
Vincent Lecavalier	11/8	@ TBL	Hedberg [2], ENG
Saku Koivu	11/18	@ MTL	Hedberg
Dave Scatchard	1/7	@ NYI	Aubin
<b>2003-04 (6)</b>			
Vincent Lecavalier [2]	11/8	@ TBL	Caron
Radim Vrbata	11/29	@ CAR	Caron
Shean Donovan	12/7	@ CGY	Caron
Markus Naslund*	12/9	@ VAN	Fleury
Glen Murray [2]	2/1	@ BOS	Caron [2], EN
Martin Havlat	2/22	VS. OTT	Aubin [2], EN
<b>2005-06 (6)</b>			
Jaromir Jagr	11/12	VS. NYR	Thibault
Olli Jokinen	11/25	@ FLA	Caron, Thibault [2]
Ilya Kovalchuk	1/6	@ ATL	Thibault, Fleury, ENG
Shawn Horcoff	1/10	VS. EDM	Fleury
Miroslav Satan	2/4	VS. NYI	Fleury
Patrik Elias	4/5	@ NJD	Fleury
<b>2006-07 (1)</b>			
Olli Jokinen [2]	1/10	@ FLA	Thibault
<b>2007-08 (2)</b>			
Joffrey Lupul	12/11	@ PHI	Sabourin [2], Conklin
R.J. Umberger	12/11	@ PHI	Sabourin [2], Conklin
<b>2008-09 (2)</b>			
Jason Spezza	12/6	@ OTT	Sabourin
Jonathan Toews	2/27	@ CHI	Fleury
<b>2009-10 (2)</b>			
Radek Dvorak	1/3	@ FLA	Fleury
Alex Ovechkin	2/7	@ WSH	Fleury
<b>2010-11 (0)</b>			
<b>2011-12 (0)</b>			
<b>2012-13 (2)</b>			
Jakub Voracek	2/20	VS. PHI	Vokoun
Tomas Kopecky	2/26	@ FLA	Fleury

PLAYER	DATE	OPP.	GOALIE(S)
<b>2013-14 (0)</b>			
<b>2014-15 (4)</b>			
Corey Perry	10/9	VS. ANA	Fleury
Tyler Johnson	12/23	@ TBL	Fleury [2], Zatkoff
Kyle Okposo*	1/16	@ NYI	Fleury
Nick Foligno	4/4	@ CBJ	Fleury [2], EN
<b>2015-16 (3)</b>			
Frank Vatrano	12/18	VS. BOS	Zatkoff
V. Namestnikov	1/15	@ TBL	Fleury
Jannik Hansen	1/23	VS. VAN	Fleury

**TOTAL - 195****HOME - 73****ROAD - 122**

MOST BY ONE PLAYER - Wayne Gretzky [5]

MOST BY ONE TEAM - NY Rangers [15]

# SPECIAL TEAMS

YEAR	Power Play			Penalty Kill		
	PPG/CHANCES	PCT.	NHL RANK	PPGA/CHANCES	PCT.	NHL RANK
1967-68	37/273	13.6	11th	31/193	83.9	6th
1968-69	50/303	16.5	7th	38/231	83.5	5th
1969-70	53/315	16.8	9th	66/282	76.6	12th
1970-71	56/318	17.6	9th	48/276	82.6	8th
1971-72	46/286	16.1	11th	55/346	77.6	10th
1972-73	52/301	17.3	9th	49/264	81.4	8th
1973-74	47/276	17.0	11th	47/245	80.8	8th
1974-75	64/323	19.8	9th	63/324	80.6	8th
1975-76	75/307	24.4	6th	68/292	76.7	11th
1976-77	46/263	17.5	14th	47/209	77.5	15th
1977-78	53/261	20.3	11th	61/251	75.7	13th
1978-79	56/261	21.5	12th	57/250	77.2	11th
1979-80	52/262	19.8	14th	64/247	74.1	18th
1980-81	92/400	23.0	11th	99/370	73.2	21st
1981-82	99/404	24.5	7th	92/399	76.9	11th
1982-83	81/360	22.5	9th	110/396	72.2	21st
1983-84	70/340	20.6	16th	86/357	75.9	15th
1984-85	62/363	17.1	21st	74/311	76.2	14th
1985-86	93/425	21.9	12th	78/341	77.1	15th
1986-87	74/378	19.6	14th	72/319	77.4	15th
1987-88	110/500	22.0	6th	120/507	76.3	20th
1988-89	119/491	24.2	3rd	111/482	77.0	16th
1989-90	86/403	21.3	10th	94/372	74.7	20th
1990-91	89/388	22.9	3rd	73/351	79.2	16th
1991-92	92/427	21.5	4th	77/379	79.7	15th
1992-93	105/440	23.9	2nd	72/429	83.2	4th
1993-94	76/404	18.8	13th	72/401	82.0	10th
1994-95	42/221	19.0	10th	46/229	79.9	23rd
1995-96	109/420	26.0*	1st*	78/467	83.3	8th
1996-97	74/338	21.9	2nd	64/338	81.1	23rd
1997-98	67/407	16.5	11th	46/338	86.4	8th

\* Franchise Record

Power Play				Penalty Kill		
YEAR	PPG/CHANCES	PCT.	NHL RANK	PPGA/CHANCES	PCT.	NHL RANK
1998-99	65/363	17.9	7th	56/302	81.5	23rd
1999-00	54/346	15.6	20th	56/321	82.6	19th
2000-01	76/375	20.3	5th	78/405	80.7	T26th
2001-02	47/335	14.0	T24th	57/352	83.8	T18th
2002-03	66/360	18.3	7th	58/352	83.5	T13th
2003-04	65/360	18.1	T7th	84/369	77.2	30th
2005-06	94/495	19.0	6th	113/533	78.8	29th
2006-07	94/463	20.3	5th	75/419	82.1	17th
2007-08	77/378	20.4	4th	68/357	81.0	23rd
2008-09	62/360	17.2	20th	60/347	82.7	8th
2009-10	56/326	17.2	19th	52/327	84.1	9th
2010-11	49/311	15.8	25th	45/324	86.1	1st*
2011-12	57/289	19.7	T5th	33/270	87.8*	3rd
2012-13	42/170	24.7	2nd	34/167	79.6	25th
2013-14	65/278	23.4	T-1st	38/254	85.0	5th
2014-15	49/254	19.3	T-8th	42/277	84.8	3rd
2015-16	48/261	18.4	16th	40/257	84.4	5th
<b>TOTALS</b>	<b>3,293/16,582</b>	<b>19.9</b>		<b>3,147/15,829</b>	<b>80.1</b>	

\* Franchise Record

# PENALTY SHOTS

PLAYER	OPPONENT	DATE	GOALTENDER	RESULT
George Konik	@ STL	1/31/68	Hall	GOAL
Charlie Burns	VS. NYR	2/5/69	Giacomin	No Goal
Keith McCreary	VS. NYR	3/18/70	Giacomin	No Goal
Jean Pronovost	@ DET	1/14/71	Edwards	GOAL
Greg Polis	VS. STL	2/24/71	Wakely	No Goal
Syl Apps	@ TOR	2/9/72	Parent	GOAL
Lowell MacDonald	@ BUF	11/12/72	Crozier	No Goal
Ron Schock	VS. DET	1/10/73	Edwards	No Goal
Ron Schock	VS. NYR	3/10/73	Giacomin	No Goal
Chuck Arnason	VS. CAL	2/16/74	Meloche	No Goal
Ron Schock	@ WSH	11/30/76	Wolfe	No Goal
Blair Chapman	@ WSH	12/4/77	Bedard	No Goal
Pete Mahovlich	@ WSH	1/21/78	Bedard	No Goal
Blair Chapman	VS. COL	3/22/78	McKenzie	No Goal
Ross Lonsberry	@ NYI	12/5/78	Resch	No Goal
Ross Lonsberry	VS. MIN	2/9/80	Meloche	No Goal
Greg Sheppard	VS. STL	1/14/81	Staniowski	No Goal
Dave Hannan	@ WSH	10/14/83	Riggin	GOAL
Andy Brickley	VS. CHI	11/29/84	Bannerman	No Goal
Mario Lemieux	@ QUE	12/29/84	Gosselin	GOAL
Warren Young	@ TOR	1/2/85	Bernhardt	GOAL
Mario Lemieux	@ NYI	1/19/88	Hrudey	GOAL
Mario Lemieux	VS. NJD	12/31/88	Terreri	GOAL
Mario Lemieux	@ LAK	3/7/89	Hrudey	GOAL
Jock Callander	VS. MTL	3/18/89	Roy	GOAL
Mario Lemieux	@ WSH	11/24/89	Mason	GOAL
Bob Errey	VS. NJD	1/5/91	Terreri	GOAL
Bob Errey	VS. MIN	10/31/91	Wakaluk	GOAL
Mario Lemieux	VS. EDM	3/17/92	Ranford	No Goal
Jaromir Jagr	VS. WSH	1/26/93	Beaupre	No Goal
Martin Straka	@ QUE	3/16/95	Thibault	No Goal
Mario Lemieux	VS. BUF	3/23/96	Hasek	No Goal
Jaromir Jagr	@ FLA	11/9/96	Fitzpatrick	No Goal
Mario Lemieux	@ FLA	4/11/97	Vanbiesbrouck	GOAL
Stu Barnes	@ PHI	3/8/98	Hextall	No Goal
Martin Straka	VS. STL	1/19/00	Turek	GOAL
Martin Straka	@ SJS	11/1/00	Nabokov	No Goal
Martin Straka	@ BOS	1/9/01	Dafoe	No Goal
Martin Straka	@ ATL	1/30/01	Rhodes	GOAL

PLAYER	OPPONENT	DATE	GOALTENDER	RESULT
Wayne Primeau	@ TBL	11/10/01	Khabibulin	GOAL
Eric Meloche	VS. NYR	1/3/04	Markkanen	No Goal
Brian Holzinger	VS. TBL	1/27/04	Grahame	No Goal
Ziggy Palffy	@ NYR	11/7/05	Weekes	No Goal
Matt Murley	@ TBL	11/27/05	Grahame	No Goal
Ryan Malone	VS. WSH	1/25/06	Kolzig	GOAL
Jordan Staal	VS. CBJ	10/21/06	Norrena	GOAL
Jordan Staal	VS. NYR	11/25/06	Lundqvist	No Goal
Nils Ekman	@ NYR	12/7/06	Lundqvist	GOAL
Jarkko Ruutu	VS. TOR	1/20/07	Raycroft	GOAL
Evgeni Malkin	@ NYI	3/22/07	DiPietro	No Goal
Jordan Staal	VS. NYR	10/23/07	Lundqvist	No Goal
Sidney Crosby	@ VAN	12/8/07	Luongo	No Goal
Petr Sykora	@ TBL	3/4/08	Smith	No Goal
Sidney Crosby	VS. NYR	1/18/09	Lundqvist	No Goal
Evgeni Malkin	VS. ATL	3/17/09	Hedberg	No Goal
Evgeni Malkin	@ CAR	4/4/09	Ward	No Goal
Maxime Talbot	@ ATL	11/21/09	Hedberg	No Goal
Evgeni Malkin	VS. TOR	10/13/10	Gustavsson	No Goal
Sidney Crosby	VS. CGY	11/27/10	Kiprusoff	No Goal
Evgeni Malkin	@ WSH	12/23/10	Neuvirth	No Goal
Kris Letang	@ NYI	12/29/10	DiPietro	No Goal
Chris Conner	VS. DET	1/18/11	MacDonald	GOAL
Matt Cooke	VS. DAL	11/11/11	Lehtonen	GOAL
Chris Kunitz	@ NJD	3/17/12	Brodeur	No Goal
Chris Kunitz	VS. BUF	10/5/13	Enroth	GOAL
Brandon Sutter	VS. VAN	10/19/13	Luongo	No Goal
Olli Maatta	VS. MIN	12/19/13	Backstrom	GOAL
Sidney Crosby	VS. WPG	1/5/14	Montoya	No Goal
Brian Gibbons	VS. CAR	4/1/14	Khudobin	No Goal

*Pittsburgh has scored on 25 of 69 attempts (12 for 36 at home, 13 for 33 on the road)*

### Opponent Penalty Shots

PLAYER	OPPONENT	DATE	GOALTENDER	RESULT
Bill Collins	VS. MIN	12/23/67	Binkley	No Goal
Ralph Stewart	@ NYI	3/5/74	Brown	No Goal
Dave Keon	@ TOR	11/20/74	Inness	GOAL
Bill Goldsworthy	@ NYR	11/14/76	Wilson	No Goal
Alain Daigle	VS. CHI	11/21/76	Wilson	No Goal
Al MacAdam	VS. CLE	12/16/76	Herron	GOAL



PLAYER	OPPONENT	DATE	GOALTENDER	RESULT
Orest Kindrachuk	VS. PHI	10/15/77	Wilson	No Goal
Ilkka Sinisalo	VS. PHI	10/11/81	Harrison	GOAL
Bob Bourne	@ NYI	2/17/83	Herron	No Goal
Dino Ciccarelli	@ MIN	3/16/83	Herron	No Goal
Tony Currie	@ HFD	3/17/84	Herron	No Goal
Michel Goulet	@ QUE	12/29/84	Herron	No Goal
Dave Williams	@ LAK	1/21/87	Romano	No Goal
Alan Kerr	@ NYI	2/26/87	Riggin	No Goal
Doug Gilmour	VS. STL	3/1/87	Riggin	No Goal
Michel Goulet	VS. QUE	3/12/87	Riggin	No Goal
Mark Johnson	@ NJD	10/9/87	Riggin	No Goal
Dave Tippett	@ HFD	1/9/88	Meloche	No Goal
Doug Smail	VS. WPG	10/10/89	Barrasso	No Goal
Dale Hunter	VS. WSH	12/6/89	Young	No Goal
Tomas Sandstrom	VS. LAK	2/10/90	Young	GOAL
Scott Pearson	VS. QUE	3/16/91	Barrasso	GOAL
Darren Turcotte	@ NYR	12/29/91	Young	No Goal
Joe Nieuwendyk	@ CGY	1/23/93	Wregget	No Goal
Scott Niedermayer	@ NJD	2/7/96	Wregget	No Goal
Robert Reichel	@ CGY	10/24/96	Barrasso	GOAL
Sami Kapanen	VS. CAR	1/7/99	Barrasso	No Goal
Doug Gilmour	VS. CHI	10/16/99	Skudra	No Goal
Teemu Selanne	@ ANA	10/27/99	Aubin	No Goal
Keith Tkachuk	@ PHX	1/12/00	Aubin	GOAL
Tim Connolly	@ NYI	3/21/00	Aubin	GOAL
Martin Rucinsky	@ MTL	2/28/01	Aubin	No Goal
Marian Hossa	VS. OTT	10/16/01	Hedberg	No Goal
Mike Modano	VS. DAL	10/24/01	Hedberg	No Goal
Esa Pirnes	VS. LAK	10/10/03	Fleury	No Goal
Marian Gaborik	VS. MIN	11/19/03	Caron	GOAL
Erik Cole	@ CAR	11/29/03	Caron	No Goal
Dan Boyle	VS. TBL	1/27/04	Fleury	No Goal
Chad Kilger	VS. TOR	3/19/06	Fleury	GOAL
Sean Bergenheim	@ NYI	3/31/06	Caron	No Goal
Miroslav Satan	VS. NYI	4/17/06	Fleury	No Goal
Alexander Semin	VS. WSH	2/18/07	Thibault	No Goal
Drew Stafford	@ BUF	12/29/09	Fleury	GOAL
Vincent Lecavalier	@ TBL	1/2/10	Fleury	No Goal
Kyle Okposo	VS. NYI	1/19/10	Johnson	No Goal
Ilya Kovalchuk	@ NJD	3/12/10	Fleury	No Goal

PLAYER	OPPONENT	DATE	GOALTENDER	RESULT
Sean Bergenheim	@ TBL	10/27/10	Fleury	No Goal
Loui Eriksson	@ DAL	11/3/10	Johnson	GOAL
Nick Foligno	@ OTT	12/26/10	Fleury	No Goal
Steven Stamkos	VS. TBL	1/5/11	Fleury	No Goal
Michael Grabner	@ NYI	2/11/11	Johnson	No Goal
Mike Richards	@ LAK	11/5/11	Fleury	No Goal
Ilya Kovalchuk	@ NJD	12/31/11	Fleury	GOAL
Patrik Berglund	@ STL	1/24/12	Fleury	GOAL
Patrick Kaleta	@ BUF	2/19/12	Fleury	No Goal
Adam Henrique	VS. NJD	10/3/13	Fleury	No Goal
Frans Nielsen	@ NYI	12/3/13	Fleury	No Goal
Nate Thompson	VS. ANA	10/9/14	Fleury	No Goal
Boone Jenner	@ CBJ	12/13/14	Greiss	GOAL
Bobby Ryan	@ OTT	2/12/15	Greiss	No Goal
David Jones	@ CGY	11/7/15	Fleury	No Goal
Benoit Pouliot	VS. EDM	11/28/15	Zatkoff	No Goal
Marian Gaborik	VS. LAK	12/5/15	Fleury	No Goal
Bryan Little	@ WPG	12/27/15	Zatkoff	GOAL
David Pastrnak	@ BOS	2/24/16	Fleury	GOAL

*Opponents have scored on 17 of 65 attempts (6 of 27 in Pittsburgh, 11 of 38 on the road)*

# SHUTOUTS

PLAYER	DATE	OPP	SCORE	SAVES
<b>1967-68 (7)</b>				
Les Binkley	11/4	@ CAL	1-0	31
Hank Bassen	11/15	VS. PHI	5-0	27
Les Binkley [2]	12/23	VS. MIN	4-0	23
Les Binkley [3]	12/27	VS. CAL	0-0	24
Les Binkley [4]	1/28	@ BOS	1-0	33
Les Binkley [5]	2/1	VS. STL	2-0	22
Les Binkley [6]	3/30	@ PHI*	2-0	23

\* = Game played in Quebec City

<b>1968-69 (2)</b>				
Joe Daley	2/19	VS. BOS	3-0	41
Joe Daley [2]	3/23	VS. MIN	5-0	32
<b>1969-70 (5)</b>				
Les Binkley [7]	11/12	@ TOR	3-0	31
Les Binkley [8]	12/10	@ LAK	2-0	29
Al Smith	2/26	VS. LAK	1-0	30
Al Smith [2]	3/8	@ NYR	0-0	33
Les Binkley [9]	3/25	VS. MIN	2-0	25

<b>1970-71 (4)</b>				
Les Binkley [10]	10/17	VS. PHI	0-0	24
Al Smith [3]	12/8	VS. TOR	4-0	29
Les Binkley [11]	3/3	VS. MTL	4-0	33
Al Smith [4]	3/13	VS. MIN	0-0	20

<b>1971-72 (1)</b>				
Jim Rutherford	2/17	@ BUF	2-0	23

<b>1972-73 (5)</b>				
Denis Herron	10/17	@ NYI	5-0	24
Denis Herron [2]	10/24	@ VAN	4-0	23
Jim Rutherford [2]	1/20	VS. BOS	3-0	26
Jim Rutherford [3]	2/20	@ NYI	4-0	34
Jim Rutherford [4]	2/24	VS. CHI	2-0	32

<b>1973-74 (1)</b>				
Andy Brown	3/24	VS. DET	8-0	23

<b>1974-75 (2)</b>				
Gary Inness	11/17	@ WSH	6-0	26
Gary Inness [2]	11/23	VS. LAK	0-0	30

<b>1975-76 (2)</b>				
Michel Plasse	3/6	VS. MIN	5-0	18
Michel Plasse [2]	3/28	VS. DET	3-0	29

PLAYER	DATE	OPP	SCORE	SAVES
<b>1976-77 (6)</b>				
Dunc Wilson	11/13	VS. PHI	1-0	25
Dunc Wilson [2]	11/21	VS. CHI	5-0	25
Dunc Wilson [3]	1/19	@ VAN	3-0	21
Dunc Wilson [4]	1/27	@ NYR	3-0	30
Dunc Wilson [5]	2/3	@ CLE	0-0	22
Denis Herron [3]	3/9	VS. COL	3-0	32

<b>1977-78 (0)</b>				
--------------------	--	--	--	--

<b>1978-79 (2)</b>				
Greg Millen	12/13	VS. STL	3-0	33
Greg Millen [2]	1/16	VS. MIN	5-0	25

<b>1979-80 (3)</b>				
Greg Millen [3]	12/19	@ CHI	0-0	29
Rob Holland	3/2	VS. NYI	0-0	24
Greg Millen [4]	3/30	VS. WSH	4-0	28

<b>1980-81 (0)</b>				
<b>1981-82 (1)</b>				
Gary Edwards	3/21	@ COL	6-0	28

<b>1982-83 (1)</b>				
Denis Herron [4]	12/4	VS. PHI	0-0	34

<b>1983-84 (2)</b>				
Denis Herron [5]	10/14	@ WSH	4-0	29
Roberto Romano	2/1	VS. MIN	4-0	34

<b>1984-85 (2)</b>				
Roberto Romano [2]	12/28	VS. HFD	4-0	34
Denis Herron [6]	3/16	VS. NYR	5-0	26

<b>1985-86 (2)</b>				
Roberto Romano [3]	12/2	@ NYR	6-0	40
Roberto Romano [4]	2/8	VS. NJD	4-0	27

<b>1986-87 (1)</b>				
Meloche/Romano	1/23	@ VAN	6-0	30

*(Romano replaced Meloche at 10:11)*

<b>1987-88 (2)</b>				
Frank Pietrangelo	2/4	VS. MIN	1-0	31
Steve Guenette	3/19	VS. PHI	7-0	38

<b>1988-89 (0)</b>				
<b>1989-90 (1)</b>				
Wendell Young	11/14	VS. NYR	6-0	25

PLAYER	DATE	OPP	SCORE	SAVES
<b>1990-91 (1)</b>				
Tom Barrasso	12/28	VS. DET	5-0	27
<b>1991-92 (1)</b>				
Tom Barrasso (2)	12/5	@ SJS	8-0	39
<b>1992-93 (5)</b>				
Tom Barrasso (3)	11/3	VS. NYI	2-0	19
Tom Barrasso (4)	11/21	VS. NJD	2-0	29
Tom Barrasso (5)	12/23	@ PHI	4-0	20
Wregget/Barrasso	2/8	VS. BOS#	4-0	28
<i>(Barrasso replaced Wregget at 55:18)</i>				
Tom Barrasso (6)	2/10	@ NYR	3-0	30
<i># = Game Played in Atlanta</i>				
<b>1993-94 (3)</b>				
Ken Wregget	1/27	VS. QUE	3-0	38
Tom Barrasso (7)	2/13	@ PHI	3-0	22
Tom Barrasso (8)	4/11	@ OTT	4-0	32
<b>1994-95 (0)</b>				
<b>1995-96 (5)</b>				
Ken Wregget (2)	11/1	VS. TBL	10-0	27
Ken Wregget (3)	11/18	VS. WSH	3-0	32
Ken Wregget (4)	12/9	VS. HFD	6-0	35
Tom Barrasso (9)	1/17	@ BUF	1-0	31
Tom Barrasso (10)	2/16	@ WPG	1-0	32
<b>1996-97 (5)</b>				
Ken Wregget (5)	11/12	VS. BUF	3-0	25
Patrick Lalime	12/13	@ SJS	4-0	20
Ken Wregget (6)	12/19	@ STL	4-0	25
Patrick Lalime (2)	12/28	VS. BUF	2-0	21
Patrick Lalime (3)	1/15	@ HFD	3-0	31
<b>1997-98 (7)</b>				
Tom Barrasso (11)	10/14	@ NYR	1-0	36
Tom Barrasso (12)	11/15	@ TOR	5-0	20
Tom Barrasso (13)	11/20	@ OTT	2-0	27
Tom Barrasso (14)	12/1	@ MTL	1-0	25
Tom Barrasso (15)	12/10	@ ANA	3-0	28
Tom Barrasso (16)	1/20	VS. OTT	0-0	35
Tom Barrasso (17)	3/22	@ DAL	0-0	28
<b>1998-99 (9)</b>				
Peter Skudra	10/26	@ TOR	2-0	27
J. S. Aubin	11/7	VS. BOS	0-0	18
Tom Barrasso (18)	11/14	VS. FLA	4-0	23
Tom Barrasso (19)	12/19	VS. WSH	3-0	24

PLAYER	DATE	OPP	SCORE	SAVES
Peter Skudra (2)	1/28	VS. TOR	6-0	21
Tom Barrasso (20)	2/5	VS. FLA	3-0	29
Peter Skudra (3)	3/13	VS. PHI	4-0	24
J. S. Aubin (2)	3/17	@ TBL	2-0	16
Tom Barrasso (21)	4/11	@ DET	3-0	20
<b>1999-00 (4)</b>				
Tom Barrasso (22)	11/26	VS. OTT	5-0	20
J. S. Aubin (3)	12/9	VS. WSH	3-0	24
Peter Skudra (4)	12/21	@ NYI	4-0	21
J. S. Aubin (4)	2/14	VS. VAN	3-0	37
<b>2000-01 (3)</b>				
Garth Snow	11/24	@ PHI	1-0	36
Garth Snow (2)	12/27	VS. TOR	5-0	40
Garth Snow (3)	1/21	@ CHI	4-0	24
<b>2001-02 (6)</b>				
Johan Hedberg	10/18	@ OTT	3-0	29
Johan Hedberg (2)	11/17	VS. NYR	1-0	26
Johan Hedberg (3)	11/27	VS. NJD	6-0	39
Johan Hedberg (4)	12/4	@ TOR	1-0	27
Johan Hedberg (5)	1/10	@ BUF	2-0	36
Johan Hedberg (6)	1/19	@ EDM	1-0	25
<b>2002-03 (4)</b>				
J. S. Aubin (5)	10/12	VS. NYR	6-0	30
Johan Hedberg (7)	12/21	VS. CGY	2-0	23
Sebastien Caron	1/15	@ CAR	2-0	26
Sebastien Caron (2)	1/21	@ BUF	0-0	34
<b>2003-04 (3)</b>				
Marc-Andre Fleury	10/30	@ CHI	1-0	20
Sebastien Caron (3)	12/29	VS. CHI	1-0	31
J. S. Aubin (6)	3/9	VS. DAL	4-0	45
<b>2005-06 (2)</b>				
Marc-Andre Fleury (2)	3/12	VS. PHI	2-0	22
Sebastien Caron (4)	3/31	@ NYI	4-0	29
<b>2006-07 (6)</b>				
Marc-Andre Fleury (3)	10/5	VS. PHI	4-0	40
Marc-Andre Fleury (4)	1/2	VS. CAR	3-0	31
Marc-Andre Fleury (5)	1/30	VS. FLA	3-0	32
Marc-Andre Fleury (6)	2/3	VS. WSH	2-0	30
Jocelyn Thibault	3/14	@ NJD	3-0	25
Marc-Andre Fleury (7)	3/25	VS. BOS	5-0	29
<b>2007-08 (8)</b>				
Marc-Andre Fleury (8)	10/23	VS. NYR	1-0	36
Dany Sabourin	11/5	@ NJD	5-0	20

PLAYER	DATE	OPP	SCORE	SAVES
Marc-Andre Fleury (9)	11/24	VS. ATL	5-0	28
Ty Conklin	12/29	VS. BUF	2-0	26
Ty Conklin (2)	1/5	VS. FLA	3-0	35
Dany Sabourin (2)	1/19	@ MTL	2-0	31
Marc-Andre Fleury (10)	3/4	@ TBL	2-0	35
Marc-Andre Fleury (11)	3/25	@ NJD	2-0	31

**2008-09 (4)**

Marc-Andre Fleury (12)	12/26	@ NJD	1-0	37
Marc-Andre Fleury (13)	1/18	VS. NYR	3-0	33
Marc-Andre Fleury (14)	2/25	VS. NYI	1-0	21
Marc-Andre Fleury (15)	3/25	VS. CGY	2-0	31

**2009-10 (1)**

Marc-Andre Fleury (16)	3/18	@ BOS	3-0	17
------------------------	------	-------	-----	----

**2010-11 (5)**

Brent Johnson	10/30	@ CAR	3-0	33
Marc-Andre Fleury (17)	11/24	@ BUF	1-0	30
Marc-Andre Fleury (18)	1/25	VS. NYI	1-0	29
Johnson/Fleury	2/2	VS. NYI	3-0	23

*(Fleury replaced Johnson at 59:19)*

Marc-Andre Fleury (19)	3/25	VS. NJD	1-0	25
------------------------	------	---------	-----	----

**2011-12 (3)**

Marc-Andre Fleury (20)	10/25	@ NYI	3-0	33
Marc-Andre Fleury (21)	11/21	VS. NYI	5-0	29
Marc-Andre Fleury (22)	2/21	VS. NYR	2-0	27

**2012-13 (5)**

Tomas Vokoun	1/31	@ NYR	3-0	28
Marc-Andre Fleury (23)	3/16	VS. NYR	3-0	23
Fleury/Vokoun	3/26	VS. MTL	1-0	37

*(Vokoun replaced Fleury at 40:00)*

Tomas Vokoun (2)	3/28	VS. WPG	4-0	20
------------------	------	---------	-----	----

Tomas Vokoun (3)	3/30	VS. NYI	2-0	35
------------------	------	---------	-----	----

**2013-14 (6)**

Marc-Andre Fleury (24)	10/3	VS. NJD	3-0	27
Jeff Zatkoff	11/2	@ CBJ	3-0	19
Marc-Andre Fleury (25)	11/20	@ WSH	4-0	18
Marc-Andre Fleury (26)	11/29	@ TBL	3-0	21
Marc-Andre Fleury (27)	1/27	VS. BUF	3-0	24
Marc-Andre Fleury (28)	3/11	VS. WSH	2-0	32

**2014-15 (10)**

Marc-Andre Fleury (29)	10/25	@ NSH	3-0	25
Marc-Andre Fleury (30)	10/30	VS. LAK	3-0	36
Marc-Andre Fleury (31)	11/1	VS. BUF	5-0	18
Marc-Andre Fleury (32)	11/18	@ MTL	4-0	27
Marc-Andre Fleury (33)	12/2	VS. NJD	1-0	29

PLAYER	DATE	OPP	SCORE	SAVES
Marc-Andre Fleury (34)	12/18	VS. COL	1-0	29
Marc-Andre Fleury (35)	2/4	@ EDM	2-0	22
Marc-Andre Fleury (36)	2/6	@ CGY	4-0	21
Marc-Andre Fleury (37)	3/7	@ LAK	1-0	31
Marc-Andre Fleury (38)	4/11	@ BUF	2-0	35

**2015-16 (6)**

Marc-Andre Fleury (39)	10/15	VS. OTT	2-0	22
Marc-Andre Fleury (40)	10/31	@ TOR	4-0	21
Marc-Andre Fleury (41)	1/17	VS. CAR	5-0	22
Marc-Andre Fleury (42)	1/26	VS. NJD	2-0	25
Marc-Andre Fleury (43)	2/29	VS. ARI	6-0	30
Matt Murray	4/2	@ NYI	5-0	24

**TOTAL - 164****HOME - 93****ROAD - 71**

MOST ALL-TIME - Marc-Andry Fleury (43)  
 MOST ONE YEAR (Ind.) - Marc-Andre Fleury (10) 2014-15  
 MOST ONE YEAR (Team) - 10 in 2014-15

## Shutouts Against

PLAYER	DATE	OPP	SCORE	SAVES
<b>1967-68 (5)</b>				
Doug Favell	10/19	@ PHI	1-0	17
Gary Smith	12/27	VS. CAL	0-0	34
Bruce Gamble	1/13	@ TOR	7-0	33
Ed Giacomin	3/17	@ NYR	3-0	20
Cesare Maniago	3/23	@ MIN	3-0	31

<b>1968-69 (8)</b>				
Bernie Parent	10/17	@ PHI	3-0	20
Doug Favell (2)	11/9	VS. PHI	3-0	37
Gerry Desjardins	1/18	@ LAK	4-0	30
Bruce Gamble (2)	1/25	VS. TOR	2-0	30
Glenn Hall	2/12	@ STL	2-0	19
Lorne Worsley	2/16	VS. MTL	4-0	36
Roy Edwards	2/20	@ DET	3-0	26
Ed Johnston	3/2	@ BOS	4-0	19

<b>1969-70 (14)</b>				
Gerry Cheevers	10/19	@ BOS	4-0	26
Gerry Desjardins (2)	10/22	@ LAK	2-0	25
Ernie Wakely	11/13	@ STL	4-0	25
Jacques Plante	11/19	VS. STL	4-0	18
Bruce Gamble (3)	12/6	@ TOR	5-0	25
Bernie Parent (2)	12/21	@ PHI	4-0	28
Tony Esposito	12/27	VS. CHI	3-0	30
Ernie Wakely (2)	1/3	@ STL	6-0	26
Tony Esposito (2)	1/14	@ CHI	5-0	28
Bruce Gamble (4)	1/17	@ TOR	4-0	38
Terry Sawchuk	2/1	@ NYR	6-0	29
Gerry Cheevers (2)	2/14	VS. BOS	3-0	35
Ed Giacomin (2)	3/8	@ NYR	0-0	25
Ed Giacomin (3)	3/18	VS. NYR	2-0	30

<b>1970-71 (7)</b>				
Bernie Parent (3)	10/17	VS. PHI	0-0	30
Ernie Wakely (3)	11/19	VS. STL	1-0	20
Cesare Maniago (2)	12/12	VS. MIN	1-0	35
Tony Esposito (3)	2/7	@ CHI	1-0	28
Ed Giacomin (4)	2/20	VS. NYR	2-0	37
Ed Giacomin (5)	2/27	VS. NYR	4-0	26
Cesare Maniago (3)	3/13	VS. MIN	0-0	31

PLAYER	DATE	OPP	SCORE	SAVES
<b>1971-72 (6)</b>				
Cesare Maniago (4)	10/28	@ MIN	2-0	35
Gary Smith (2)	1/8	VS. CHI	4-0	24
Ernie Wakely (3)	1/22	@ STL	1-0	25
Bruce Gamble (5)	1/30	@ PHI	4-0	33
Cesare Maniago (5)	2/20	@ MIN	2-0	40
Bernie Parent (4)	2/23	@ TOR	2-0	34

<b>1972-73 (3)</b>				
Roger Crozier	11/12	@ BUF	1-0	18
Ron Low/Jacques Plante	12/29	VS. TOR	4-0	42
<i>(Plante replaced Low at 39:36. Low replaced Plante at 40:00)</i>				
Ed Giacomin (6)	1/7	@ NYR	3-0	24

<b>1973-74 (7)</b>				
Bernie Parent (5)	10/27	VS. PHI	6-0	23
Dunc Wilson	11/3	@ TOR	6-0	33
Bernie Parent (6)	11/4	@ PHI	7-0	29
Ed Giacomin (7)	11/18	@ NYR	7-0	33
Doug Grant	12/15	VS. DET	2-0	36
Rogie Vachon	1/16	VS. LAK	2-0	34
Rogie Vachon (2)	1/26	VS. LAK	2-0	25

<b>1974-75 (6)</b>				
Rogie Vachon (3)	10/28	@ LAK	2-0	23
Rogie Vachon (4)	11/23	VS. LAK	0-0	32
Bernie Parent (7)	12/22	@ PHI	4-0	24
Bernie Parent (8)	3/13	@ PHI	6-0	22
Rogie Vachon (5)	3/22	@ LAK	4-0	31
Ken Dryden	4/2	@ MTL	6-0	23

<b>1975-76 (2)</b>				
Rogie Vachon (6)	10/30	@ LAK	4-0	21
Gerry Desjardins (3)	1/11	@ BUF	6-0	28

<b>1976-77 (7)</b>				
Bernie Parent (9)	10/28	@ PHI	3-0	21
Gerry Cheevers (3)	11/24	VS. BOS	4-0	34
Wayne Thomas	1/11	VS. TOR	2-0	30
Gerry Edwards	2/3	@ CLE	0-0	22
Rogie Vachon (7)	3/2	VS. LAK	5-0	26
Wayne Stephenson	3/13	@ PHI	4-0	22
Gilles Gilbert	3/27	@ BOS	3-0	11

PLAYER	DATE	OPP	SCORE	SAVES
<b>1977-78 (2)</b>				
Bernie Parent (10)	10/20	@ PHI	11-0	20
Dan Bouchard	1/18	@ ATL	1-0	25
<b>1978-79 (4)</b>				
Dan Bouchard (2)	11/3	@ ATL	2-0	25
Michel Larocque	2/22	@ MTL	12-0	25
Mario Lessard	3/7	VS. LAK	4-0	26
Mike Palmateer	3/11	@ TOR	4-0	39
<b>1979-80 (6)</b>				
Tony Esposito (4)	12/19	@ CHI	0-0	37
Pete Peeters	2/2	VS. PHI	4-0	30
Don Edwards	2/7	@ BUF	9-0	25
Michel Dion	2/24	@ QUE	2-0	33
Glenn Resch	3/2	VS. NYI	0-0	22
Bill McKenzie	3/28	@ COL	5-0	30
<b>1980-81 (1)</b>				
Pete Peeters (2)	1/21	VS. PHI	5-0	33
<b>1981-82 (1)</b>				
Pat Riggins	1/16	@ CGY	4-0	29
<b>1982-83 (3)</b>				
Billy Smith	10/14	@ NYI	9-0	30
Pelle Lindberg	12/4	VS. PHI	0-0	24
Markus Mattson	1/12	VS. MIN	7-0	40
<b>1983-84 (4)</b>				
Al Jensen	10/25	VS. WSH	1-0	26
Mike Liut	12/31	@ STL	2-0	16
Tony Esposito (5)	1/15	@ CHI	2-0	35
Pat Riggins (2)	3/24	@ WSH	6-0	18
<b>1984-85 (2)</b>				
Kelly Hrudey	2/2	VS. NYI	4-0	26
Bob Janecyk	3/5	@ LAK	6-0	21
<b>1985-86 (1)</b>				
Kelly Hrudey (2)	1/9	@ NYI	9-0	27
<b>1986-87 (2)</b>				
Darren Elliot	12/17	@ LAK	3-0	26
Glen Hanlon	1/18	VS. DET	1-0	36
<b>1987-88 (3)</b>				
Allan Bester	10/29	VS. TOR	8-0	26
Kirk McLean	2/17	@ VAN	5-0	27
Sean Burke	3/29	@ NJD	4-0	25

PLAYER	DATE	OPP	SCORE	SAVES
<b>1988-89 (1)</b>				
Pete Peeters (3)	1/2	@ WSH	8-0	14
<b>1989-90 (0)</b>				
<b>1990-91 (0)</b>				
<b>1991-92 (3)</b>				
Don Beaupre	10/29	VS. WSH	8-0	26
Craig Billington	1/2	@ NJD	4-0	16
Bob Essensa	1/28	VS. WPG	4-0	38
<b>1992-93 (2)</b>				
Tim Cheveldae	11/13	@ DET	8-0	26
John Blue	1/14	@ BOS	7-0	21
<b>1993-94 (0)</b>				
<b>1994-95 (1)</b>				
John Vanbiesbrouck	3/26	@ FLA	2-0	24
<b>1995-96 (2)</b>				
Jocelyn Thibault	12/23	@ MTL	1-0	29
Chris Osgood	2/3	@ DET	3-0	23
<b>1996-97 (1)</b>				
Mike Richter	3/24	@ NYR	3-0	34
<b>1997-98 (6)</b>				
Andy Moog	10/8	VS. MTL	3-0	26
Martin Brodeur	12/4	VS. NJD	4-0	28
Andy Moog (2)	12/27	VS. MTL	1-0	19
Damien Rhodes	1/20	VS. OTT	0-0	23
Dominik Hasek	3/15	@ BUF	3-0	22
Ed Belfour	3/22	@ DAL	0-0	20
<b>1998-99 (3)</b>				
Darren Poppa	10/21	@ TBL	5-0	28
Byron Dafoe	1/7	VS. BOS	0-0	26
Jamie Storr	12/22	VS. LAK	3-0	25
<b>1999-00 (2)</b>				
Jeff Hackett	3/8	VS. MTL	3-0	24
Patrick Lalime	3/9	@ OTT	7-0	16
<b>2000-01 (1)</b>				
Martin Brodeur (2)	10/28	VS. NJD	9-0	21
<b>2001-02 (10)</b>				
Curtis Joseph	10/27	@ TOR	4-0	23
Brian Boucher	10/31	@ PHI	3-0	27
Roberto Luongo	11/7	@ FLA	2-0	17
Tomas Vokoun	11/23	@ NSH	5-0	27
Evgeni Nabokov	11/29	@ SJS	5-0	38

PLAYER	DATE	OPP	SCORE	SAVES
Tom Barrasso	12/16	VS. CAR	7-0	11
Martin Brodeur (3)	12/26	@ NJD	4-0	20
Jocelyn Thibault (2)	1/6	@ CHI	2-0	22
Jose Theodore	2/7	@ MTL	1-0	30
Jose Theodore (2)	4/1	VS. MTL	3-0	28

**2002-03 (10)**

Ed Belfour (2)	10/10	VS. TOR	6-0	33
J. S. Giguere	12/15	@ ANA	5-0	19
Roberto Luongo (2)	1/18	@ FLA	3-0	35
Martin Biron	1/21	@ BUF	0-0	23
Roberto Luongo (3)	2/6	VS. FLA	6-0	28
Patrick Lalime (2)	2/12	VS. OTT	3-0	20
Mike Dunham	2/14	@ NYR	1-0	26
Tomas Vokoun (2)	2/27	@ NSH	6-0	22
Kevin Weekes	3/6	VS CAR	4-0	21
Roman Cechmanek	3/29	@ PHI	3-0	20

**2003-04 (7)**

Cristobal Huet	10/10	VS. LAK	3-0	11
Nikolai Khabibulin	11/8	@ TBL	9-0	15
Corey Schwab	12/27	VS. NJD	2-0	21
Mikael Tellqvist	1/5	VS. TOR	5-0	25
Jose Theodore (3)	1/10	VS. MTL	8-0	25
Scott Clemmensen	1/20	VS. NJD	3-0	25
Roberto Luongo (4)	2/20	VS. FLA	2-0	34

**2005-06 (5)**

Mike Dunham (2)	11/9	@ ATL	5-0	26
Manny Fernandez	12/8	VS. MIN	5-0	22
Curtis Sanford	12/13	@ STL	3-0	21
Mikael Tellqvist (2)	3/19	VS. TOR	1-0	21
Sean Burke (2)	4/8	@ TBL	1-0	25

**2006-07 (3)**

Dominik Hasek (2)	10/7	VS. DET	2-0	13
Martin Brodeur (4)	12/26	@ NJD	3-0	26
Martin Brodeur (5)	2/27	VS. NJD	1-0	31

**2007-08 (3)**

Henrik Lundqvist	12/18	@ NYR	4-0	18
Johan Holmqvist	1/18	VS. TBL	3-0	27
Martin Biron (2)	4/6	@ PHI	2-0	20

**2008-09 (3)**

Mike Smith	12/23	VS. TBL	2-0	15
Henrik Lundqvist (2)	1/5	@ NYR	4-0	27
Ty Conklin	2/8	VS. DET	3-0	25

PLAYER	DATE	OPP	SCORE	SAVES
<b>2009-10 (7)</b>				
Ilya Bryzgalov	10/7	VS. PHX	3-0	24
Evgeni Nabokov (2)	11/7	@ SJS	5-0	27
Tim Thomas	11/10	@ BOS	3-0	27
Martin Brodeur (6)	12/21	VS. NJD	4-0	35
Martin Brodeur (7)	12/30	@ NJD	2-0	32
Mike Smith (2)	3/31	VS. TBL	2-0	27
Johan Hedberg	4/10	@ ATL	1-0	33

**2010-11 (7)**

Jaroslav Halak	10/23	@ STL	1-0	31
Jose Theodore (4)	1/8	VS. MIN	4-0	26
Martin Brodeur (8)	1/20	@ NJD	2-0	23
Michal Neuvirth	2/6	@ WSH	3-0	22
Michal Neuvirth (2)	2/21	VS. WSH	1-0	39
Carey Price	3/12	VS. MTL	3-0	26
Martin Brodeur (9)	3/25	VS. NJD	1-0 (SOL)	29

**2011-12 (2)**

Tomas Vokoun (3)	1/11	@ WSH	1-0	30
James Reimer	2/1	@ TOR	1-0	25

**2012-13 (0)****2013-14 (6)**

J.S. Giguere (2)	10/21	VS. COL	1-0	34
Craig Anderson	12/23	@ OTT	5-0	41
Kari Lehtonen	1/25	@ DAL	3-0	24
Steve Mason	3/15	@ PHI	4-0	25
Brian Elliott	3/23	VS. STL	1-0	33
Ilya Bryzgalov	4/5	@ MIN	4-0	20

**2014-15 (8)**

Henrik Lundqvist (3)	11/11	@ NYR	5-0	33
Eddie Lack	12/4	VS. VAN	3-0	22
Braden Holtby	12/27	VS. WSH	3-0	31
Braden Holtby (2)	1/28	@ WSH	4-0	27
Harter Hutton	2/1	VS. NSH	4-0	21
Ryan Miller	2/7	@ VAN	5-0	31
Tuukka Rask	3/14	VS. BOS	2-0	30
Corey Schneider	3/17	@ NJD	2-0	35

Continued on next page



PLAYER	DATE	OPP	SCORE	SAVES
<b>2015-16 (6)</b>				
Antti Niemi	10/8	@ DAL	3-0	37
Corey Schneider (2)	11/14	@ NJD	4-0	21
Tuukka Rask (2)	12/16	@ BOS	3-0	34
Connor Hellebuyck	12/27	@ WPG	1-0	30
Henrik Lundqvist (4)	2/10	VS. NYR	3-0	34
Scott Wedgewood	3/24	VS. NJD	3-0	39

**TOTAL - 193****AT PITTSBURGH - 78****ON THE ROAD - 115**

MOST SHUTOUTS AGAINST - Bernie Parent (10)

MOST ONE YEAR (Ind.) - Rogie Vachon (3) 1974-75

MOST ALL TIME (Team) - Philadelphia (19)

MOST ONE YEAR (Team) - NYR, STL &amp; LAK (3)

1969-70, 1969-70 &amp; 1974-75

# FASTEST GOALS

## Teams

### FASTEST TWO GOALS

<b>BOTH TEAMS</b>	0:04	Wayne Bianchin (Pittsburgh) & Guy Chouinard (Atlanta), March 15, 1977 at Atlanta in a 7-3 Flames win. (NHL Record)
<b>PENGUINS</b>	0:06	Paul Coffey & Troy Loney, Feb. 22, 1990 vs. NY Islanders in a 4-3 Penguins win.
	0:06	Mark Recchi & John Cullen, Feb. 16, 1990 at Winnipeg in a 3-3 tie.
<b>OPPONENTS</b>	0:06	Rick Tocchet & Jeremy Roenick (Phoenix), Jan. 13, 1999 at Phoenix in a 5-3 Coyotes win.
	0:06	Sylvain Turgeon (2) (Hartford), March 28, 1987 at Hartford in a 5-4 Whalers win.
	0:06	Guy Lafleur and Steve Shutt (Montreal), April 2, 1975 at Montreal in a 6-0 Canadiens win.

### FASTEST THREE GOALS

<b>BOTH TEAMS</b>	0:30	Mario Lemieux (2) & Al Iafrate (Toronto), Oct. 17, 1989 vs. Toronto in a 7-5 Penguins win.
<b>PENGUINS</b>	0:27	Al McDonough, Ken Schinkel & Ron Schock, Nov. 22, 1972 vs. St. Louis in a 10-4 Penguins win.
<b>OPPONENTS</b>	0:21	Michal Pivonka & Steve Leach (2), Nov. 25, 1990 at Washington in a 7-3 Capitals win.

### FASTEST FOUR GOALS

<b>BOTH TEAMS</b>	1:17	Pierre Larouche (Pittsburgh), Guy Lafleur (2) & Pete Mahovlich (Montreal), Jan. 26, 1975 at Montreal in a 7-2 Canadiens win.
<b>PENGUINS</b>	1:39	Alexei Kovalev (2), Jaromir Jagr & Stu Barnes, Dec. 12, 1998 at St. Louis in a 4-3 Penguins win.
<b>OPPONENTS</b>	1:22	Bobby Clarke, Ilkka Sinisalo, Reggie Leach & Ken Linseman (Philadelphia), Oct. 11, 1981 at Philadelphia in an 8-2 Flyers win.

### FASTEST FIVE GOALS

<b>BOTH TEAMS</b>	3:34	Paul Reinhart, Jyrki Lumme, Greg Adams (Vancouver), Bob Errey & Tony Tanti (Pittsburgh), Mar. 11, 1990 at Vancouver in a 5-3 Canucks win.
<b>PENGUINS</b>	2:07	Bryan Hextall, Jean Pronovost, Al McDonough, Ken Schinkel & Ron Schock, Nov. 22, 1972 vs. St. Louis in a 10-4 Penguins win.
<b>OPPONENTS</b>	2:37	Duane Sutter (2), Bryan Trottier (2) & John Tonelli (NY Islanders), Jan. 26, 1982 at New York in a 9-2 Islanders win.

### FASTEST GOAL, START OF GAME

<b>PENGUINS</b>	0:06	Jean Pronovost, Mar. 25, 1976 at St. Louis in a 5-2 Blues win.
<b>OPPONENTS</b>	0:08	Kyle Wellwood (Winnipeg), Oct. 17, 2011 at Winnipeg in a 2-1 Jets win.

### FASTEST GOAL, START OF SECOND PERIOD

<b>PENGUINS</b>	0:07	Lowell MacDonald, Feb. 10, 1973 at Boston in a 6-3 Bruins win.
<b>OPPONENTS</b>	0:07	Stan Gilbertson (Washington), Nov. 12, 1975 at Washington in a 6-6 tie.
	0:07	Joey Johnston (California), Oct. 20, 1973 at Pittsburgh in a 5-3 Penguins win.

### FASTEST GOAL, START OF THIRD PERIOD

<b>PENGUINS</b>	0:11	Martin Straka, Oct. 18, 2003 vs. Detroit in a 4-3 Penguins win.
<b>OPPONENTS</b>	0:13	Janne Ojanen (New Jersey), Oct. 24, 1992 at New Jersey in a 4-3 Penguins win.

**FASTEST GOAL, OVERTIME**

<b>PENGUINS</b>	0:13	Kevin Stevens, Mar. 21, 1991 vs. NY Rangers in a 5-4 Penguins win.
<b>OPPONENTS</b>	0:08	Tony Amonte (NY Rangers), Feb. 21, 1994 at New York in a 4-3 Rangers win.

**EARLIEST WINNING GOAL**

<b>PENGUINS</b>	0:32	Martin Straka, Mar. 13, 1999 vs. Philadelphia in a 4-0 Penguins win.
<b>OPPONENTS</b>	0:09	Ross Lonsberry (Philadelphia), Oct. 9, 1983 at Philadelphia in an 11-0 Flyers win.

**FASTEST TWO GOALS FROM START OF GAME**

<b>PENGUINS</b>	0:29	George Ferguson & Greg Malone, Dec. 6, 1980 vs. Chicago in a 6-4 Penguins win.
<b>OPPONENTS</b>	0:40	Tim Kerr & Bill Barber (Philadelphia), Oct. 9, 1983 at Philadelphia in a 7-1 Flyers win.

**Individuals****FASTEST TWO GOALS**

<b>PENGUINS</b>	0:07	Martin Straka, Feb. 11, 2000 vs. Edmonton (Tommy Salo) in a 2-2 tie.
	0:07	Wally Boyer, Mar. 5, 1970 at Detroit (Roy Edwards) in a 5-3 Red Wings win.
<b>OPPONENTS</b>	0:06	Sylvain Turgeon (Hartford), Mar. 28, 1987 at Hartford (Pat Riggin) in a 5-4 Whalers win.

**FASTEST TWO ASSISTS**

<b>PENGUINS</b>	0:07	Ron Schock, Mar. 5, 1970 at Detroit on two goals by Wally Boyer in a 5-3 Red Wings win.
<b>OPPONENTS</b>	0:06	Pete Mahovlich (Montreal), April 2, 1975 at Montreal on goals by Guy Lafleur and Steve Shutt in a 6-0 Canadiens win.

**FASTEST THREE GOALS**

<b>PENGUINS</b>	4:10	Nils Ekman, Nov. 8, 2006 vs. Tampa Bay (Johan Holmqvist) in a 4-3 Penguins loss.
<b>OPPONENTS</b>	1:18	Derek King (NY Islanders), Oct. 15, 1991 at New York (Tom Barrasso) in a 7-6 Penguins overtime victory.

**FASTEST FOUR GOALS**

<b>PENGUINS</b>	14:54	Mario Lemieux, Jan. 26, 1997 at Montreal (Jocelyn Thibault) in a 5-2 Penguins win.
<b>OPPONENTS</b>	34:40	Stan Gilbertson (Washington), April 6, 1975 at Washington (Bob Johnson) in an 8-4 Capitals win.

# DRAFT PICKS ALL-TIME

## 1967 EXPANSION DRAFT

Joe Daley	G	Detroit
Roy Edwards	G	Chicago
Earl Ingarfield	C	NY Rangers
Al MacNeil	D	NY Rangers
Larry Jeffrey	LW	Toronto
[Traded to NY Rangers for George Konik, Paul Andrea, Dunc McCallum and Frank Francis]		
Ab McDonald	LW	Detroit
Leo Boivin	D	Detroit
Noel Price	D	Montreal
Keith McCreary	LW	Montreal
Ken Schinkel	RW	NY Rangers
Bob Dillabough	C	Boston
Art Stratton	C	Chicago
Val Fonteyne	LW	Detroit
Jeannot Gilbert	C	Boston
Tom McCarthy	LW	Montreal
Bill Dea	LW	Chicago
Bob Rivard	LW	Montreal
Mel Pearson	LW	Chicago
Andy Bathgate	RW	Detroit
Les Hunt	D	NY Rangers

## 1967

1/2	Steve Rexe	G	Belleville
2/11	Bob Smith	C	Sault Ste. Marie

## 1968

1/4	Garry Swain	C	Niagara Falls
2/14	Ron Snell	RW	Regina
3/21	Dave Simpson	D	Port Arthur Marris

## 1969

1/4	Traded to Boston for Jean Pronovost and John Arbour		
2/15	Rick Kessell	C	Oshawa
3/26	Michel Briere	C	Shawinigan
4/38	Yvon Labre	D	Toronto
5/50	Rusty Patenaude	RW	Calgary
6/62	Paul Hoganson	G	Toronto
7/73	Traded to St. Louis for cash		
8/79	Traded to Montreal for cash		

## 1970 INTRA-LEAGUE DRAFT

1/7	Lowell MacDonald	RW	Springfield
-----	------------------	----	-------------

## 1970

1/7	Greg Polis	LW	Estevan
2/21	John Stewart	LW	Flin Flon
3/35	Larry Bignell	D	Edmonton
4/49	Connie Forey	LW	Ottawa
5/63	Steve Cardwell	LW	Oshawa
6/77	Bob Fitchner	C	Brandon
7/90	Jim Pearson	D	St. Catharines
8/102	Cam Newton	G	Kitchener
9/110	Ron Lemieux	D	Dauphin

## 1971

1/4	Traded to St. Louis with Lou Angotti for Ron Schock, Craig Cameron and 1972 second-round choice		
2/18	Brian McKenzie	LW	St. Catharines
3/32	Joe Norris	D	Toronto
4/46	Gerry Methe	LW	Oshawa
5/60	Dave Murphy	G	North Dakota
6/74	Ian Williams	RW	Notre Dame
7/88	Doug Elliott	D	Harvard
8/102	Traded to Vancouver for 1972 NHL Expansion Draft protection		

## 1972

1/4	Traded to Minnesota for Bob Woytowich		
2/24	Jack Lynch	D	Oshawa
2/30	Bernie Lukowich	RW	New Westminster
[Choice acquired from St. Louis with Ron Schock and Craig Cameron for Lou Angotti and 1971 first-round choice]			
3/40	Denis Herron	G	Trois Rivieres
4/56	Ron Lalonde	C	Peterborough
5/72	Brian Walker	C	Calgary
6/88	Jeff Ablett	LW	Medicine Hat
7/104	D'Arcy Keating	D	Notre Dame
8/120	Yves Bergeron	RW	Shawinigan
9/136	Jay Babcock	LW	London
9/149	Don Atchison	G	Saskatoon

## 1973

1/7	Blaine Stoughton	RW	Flin Flon
2/23	Wayne Bianchin	LW	Flin Flon
2/27	Colin Campbell	D	Peterborough
[Choice acquired from Detroit with 1974 second-round pick for Roy Edwards]			
3/39	Traded to Detroit for Andy Brown and cash		
4/55	Dennis Owchar	D	Toronto

5/71	Guido Tenesi	D	Oshawa
6/87	Don Seiling	LW	Oshawa
7/103	Terry Ewasiuk	LW	Victoria
8/119	Fred Comrie	C	Edmonton
9/134	Gord Lane	D	New Westminster
10/150	Randy Aimoe	D	Medicine Hat
11/164	Don McLeod	C	Saskatoon

**1974**

1/8	Pierre Larouche	C	Sorel
2/26	Traded to St. Louis with Bryan Watson and Greg Polis for Bob Kelly, Steve Durbano and Ab DeMarco		
2/27	Jacques Cossette	RW	Sorel
	[Choice acquired from Detroit for Roy Edwards]		
3/44	Traded to Detroit with Hank Nowak for Nelson DeBenedet		
4/62	Mario Faubert	D	St. Louis Univ.
5/80	Bruce Abehart	G	London
6/98	William Schneider	LW	U. of Minnesota
7/116	Robbie Laird	LW	Regina
8/133	Larry Finck	D	St. Catharines
9/150	Jim Chicoyne	D	Brandon
10/166	Rick Urich	RW	Regina
11/181	Serge Gamelin	RW	Sorel
12/195	Richard Perron	D	Quebec
13/206	Richard Hindmarch	RW	Calgary Univ.
14/216	William Davis	D	Colgate Univ.
15/223	J.D. Mathers	D	Northeastern

**1975**

1/13	Gordon Laxton	G	New Westminster
2/31	Russ Anderson	D	U. of Minnesota
3/49	Paul Baxter	D	Winnipeg
4/67	Stu Younger	LW	Michigan Tech
5/85	Kim Clackson	D	Victoria
6/103	Pete Morris	LW	Victoria
7/121	Mike Will	C	Edmonton
8/139	Tapio Levo	D	Assat Pori
9/155	Byron Shutt	LW	Bowling Green
10/170	Frank Salive	G	Peterborough
11/185	John Glynn	D	Vermont Univ.
12/196	Lex Hudson	D	U. of Denver
13/202	Dan Tsubouchi	RW	St. Louis Univ.
14/206	Bronislav Stankovsky	LW	Fargo-Moorehead
15/217	Kelly Secord	RW	New Westminster

**1976**

1/2	Blair Chapman	RW	Saskatoon
	[Choice acquired from Kansas City with Simon Nolet and Ed Gilbert for Steve Durbano, Chuck Arnason and 1976 first-round pick]		

1/11	Traded to Kansas City with Steve Durbano and Chuck Arnason for Simon Nolet, Ed Gilbert and 1976 first-round pick		
2/19	Greg Malone	C	Oshawa
	[Choice acquired from Washington for Bob Paradise]		
2/29	Peter Marsh	RW	Sherbrooke
3/47	Morris Lukowich	LW	Medicine Hat
4/65	Greg Redquest	G	Oshawa
5/83	Brendan Lowe	D	Sherbrooke
6/101	Vic Sirko	D	Oshawa

**1977**

1/12	Traded to Toronto with Blaine Stoughton for Rick Kehoe		
2/30	Jim Hamilton	RW	London
3/48	Kim Davis	C	Flin Flon
4/66	Mark Johnson	C	U. of Wisconsin
5/84	Traded to Los Angeles for Mike Corrigan		
6/102	Greg Millen	G	Peterborough
8/135	Traded to Philadelphia with Gary Inness, 1977 ninth-round pick, 1977 10th-round pick, 1977 11th-round pick and 1977 12th-round pick for Bobby Taylor and Ed Van Impe		
9/150	Traded to Philadelphia [see above]		
10/158	Traded to Philadelphia [see above]		
11/165	Traded to Philadelphia [see above]		
12/172	Traded to Philadelphia [see above]		

**1978**

1/6	Traded to Philadelphia with a 1978 eighth-round draft choice for Orest Kindrachuk, Ross Lonsberry & Tom Bladon		
2/25	Mike Meeker	RW	Peterborough
3/42	Traded to Montreal for Don Awrey		
4/59	Traded to NY Rangers for Dunc Wilson		
4/61	Shane Pearsall	LW	Ottawa
	[Choice acquired from Los Angeles with Dave Schultz and Gene Carr for Syl Apps and Hartland Monohan]		
5/75	Rob Garner	C	Toronto
6/92	Traded to Toronto with Dave Burrows for Randy Carlyle and George Ferguson		
7/109	Traded to St. Louis for cash		
8/126	Traded to Philadelphia with a 1978 first-round pick for Orest Kindrachuk, Ross Lonsberry and Tom Bladon		
9/143	Traded to St. Louis for cash		
10/160	Traded to St. Louis for cash		
11/175	Traded to St. Louis for cash		
12/191	Traded to St. Louis for cash		
13/205	Traded to St. Louis for cash		
14/216	Traded to St. Louis for cash		

**1979**

1/10	Traded to Washington for Hartland Monahan		
2/31	Paul Marshall	LW	Brantford
3/52	Bennett Wolf	D	Kitchener
4/73	Brian Cross	D	Brantford

5/94	Nick Ricci	G	Niagara Falls
6/115	Marc Chorney	D	North Dakota

**1980**

1/9	Mike Bullard	C	Brantford
2/30	Traded to Chicago for Dale Tallon		
3/51	Randy Boyd	D	Ottawa
4/72	Tony Feltrin	D	Victoria
5/93	Doug Shedden	C	Sault Ste. Marie
6/114	Pat Graham	LW	Niagra Falls
7/135	Traded to Winnipeg for future considerations		
8/156	Robert Geale	C	Portland
9/177	Brian Lundberg	D	U. of Michigan
10/198	Steve McKenzie	D	St. Albert

**1981**

1/7	Traded to Montreal for Rod Schutt		
2/28	Steve Gatzos	RW	Sault Ste. Marie
3/49	Tom Thornbury	D	Niagara Falls
4/70	Norm Schmidt	D	Oshawa
5/91	Traded to Washington for Gary Rissling		
6/109	Paul Edwards	D	Oshawa
	[Choice acquired from Hartford for Gilles Lupien]		
6/112	Rod Buskas	D	Medicine Hat
7/133	Geoff Wilson	RW	Winnipeg
8/154	Mitch Lamoureux	C	Oshawa
9/175	Dean DeFazio	LW	Brantford
10/196	Dave Hannan	C	Brantford

**1982**

1/10	Rich Sutter	RW	Lethbridge
2/31	Traded to Montreal with Denis Herron for Pat Hughes and Rob Holland		
2/38	Tim Hrynewich	LW	Sudbury
	[Choice acquired from Minnesota for Mark Johnson]		
3/52	Troy Loney	LW	Lethbridge
4/73	Traded to Toronto for Paul Harrison		
5/94	Grant Sasser	C	Portland
6/115	Traded to Toronto with a 1983 fifth-round choice for Greg Hotham		
7/136	Grant Couture	D	Lethbridge
8/157	Peter Derksen	LW	Portland
9/178	Greg Gravel	C	Windsor
10/199	Stu Wenaas	D	Winnipeg
11/220	Chris McCauley	RW	London
12/241	Stan Bautch	G	Hibbing HS (MN)

**1983**

1/1	Traded to Minnesota with George Ferguson for Ron Meighan and Anders Hakansson and 1983 first-round pick		
-----	---	--	--

1/15	Bob Errey	LW	Peterborough
	[Choice acquired from Minnesota with Ron Meighan and Anders Hakansson]		

2/22	Todd Charlesworth	D	Oshawa
------	-------------------	---	--------

3/43	Traded to Montreal for Gilles Lupien		
------	--------------------------------------	--	--

3/58	Mike Rowe	D	Toronto
------	-----------	---	---------

[Choice acquired from Montreal for Gilles Lupien]

4/64	Frank Pietrangelo	G	U. of Minnesota
------	-------------------	---	-----------------

5/83	Traded to Toronto for Greg Hotham		
------	-----------------------------------	--	--

6/104	Pat Emond	C	Hull
-------	-----------	---	------

7/127	Paul Ames	D	BillERICA HS (MA)
-------	-----------	---	-------------------

8/143	Traded to Hartford with Russ Anderson for Rick MacLeish		
-------	---	--	--

9/169	Marty Ketola	RW	Cloquet HS (MN)
-------	--------------	----	-----------------

10/190	Alec Haidy	RW	Sault Ste. Marie
--------	------------	----	------------------

11/211	Garth Hildebrand	LW	Calgary
--------	------------------	----	---------

12/232	Dave Goertz	D	Regina
--------	-------------	---	--------

**1984**

1/1	Mario Lemieux	C	Laval
-----	---------------	---	-------

1/9	Doug Bodger	D	Kamloops
-----	-------------	---	----------

[Choice acquired with Moe Mantha from Winnipeg for Randy Carlyle]

1/16	Roger Belanger	RW	Kingston
------	----------------	----	----------

[Choice acquired with Andy Brickley, Mark Taylor, Ron Flockhart and a 1984 third-round choice from Philadelphia for Rich Sutter, 1984 second-round choice and 1984 third-round choice]

2/22	Traded with Rich Sutter and a 1984 third-round choice for Andy Brickley, Mark Taylor, Ron Flockhart and a 1984 first-round pick		
------	---	--	--

3/43	Traded with Rich Sutter and a 1984 second-round choice for Andy Brickley, Mark Taylor, Ron Flockhart and a 1984 first-round pick		
------	--	--	--

3/58	Traded to Vancouver for Keith McCarthy		
------	--	--	--

4/64	Mark Teevens	RW	Peterborough
------	--------------	----	--------------

5/85	Arto Javanainen	RW	Finland Nat.
------	-----------------	----	--------------

6/106	Traded to Edmonton with Kevin McClelland for Tom Roulston		
-------	---	--	--

7/127	Tom Ryan	D	N. Newton HS (MA)
-------	----------	---	-------------------

8/148	Traded to St. Louis for Gary Edwards		
-------	--------------------------------------	--	--

9/169	John Del Col	LW	Toronto
-------	--------------	----	---------

10/189	Steve Hurt	RW	Hill-Murray HS (MN)
--------	------------	----	---------------------

11/210	Jim Steen	C	Moorhead HS (MN)
--------	-----------	---	------------------

12/250	Mark Zilio	LW	Streetsville Jr. B
--------	------------	----	--------------------

**1985**

1/2	Craig Simpson	C	Michigan St.
-----	---------------	---	--------------

2/23	Lee Giffin	RW	Oshawa
------	------------	----	--------

3/44	Traded to Montreal for Denis Herron		
------	-------------------------------------	--	--

3/58	Bruce Racine	G	Northeastern
------	--------------	---	--------------

[Choice acquired from Hartford for Greg Malone]

4/65	Traded to Boston for Randy Hillier		
------	------------------------------------	--	--

5/86	Steve Gotaas	C	Prince Albert
------	--------------	---	---------------

6/107	Kevin Clemens	LW	Regina
6/114	Stu Marston	D	Longueuil
	[Choice acquired from Los Angeles for Marc Chorney]		
7/128	Steve Titus	G	Cornwall
8/149	Paul Stanton	D	Catholic Mem. HS [MA]
9/170	Jim Paek	D	Oshawa
10/191	Steve Shaunessy	D	Reading HS [MA]
11/212	Doug Greschuck	D	St. Albert
12/233	Greg Choules	LW	Chicoutimi

## 1986

1/4	Zarley Zalapski	D	Canadian Nat.
2/25	Dave Capuano	C	Mount St. Charles
3/46	Brad Aitken	LW	Sault Ste. Marie
4/67	Rob Brown	C	Kamloops
5/88	Sandy Smith	C	Brainerd HS [MN]
6/109	Jeff Daniels	LW	Oshawa
7/130	Doug Hobson	D	Prince Albert
8/151	Steve Rohlik	LW	Hill-Murray HS [MN]
9/172	Dave McLlwain	C	North Bay
10/193	Kelly Cain	C	London
11/214	Stan Drulia	RW	Belleville
12/235	Rob Wilson	D	Sudbury

## 1987

1/5	Chris Joseph	D	Seattle
2/26	Rick Tabaracci	G	Cornwall
3/47	Jamie Leach	RW	Hamilton
4/68	Risto Kurkinen	LW	JyP HT
5/89	Jeff Waver	D	Hamilton
6/110	Shawn McEachern	C	Matignon HS [MA]
7/131	Jim Bodden	C	Chatham Jr. B
8/152	Jiri Kucera	RW	Jihlava
9/173	Jack MacDougall	RW	New Prep [MA]
10/194	Daryn McBride	C	U. of Denver
11/215	Mark Carlson	LW	Philadelphia Jrs.
12/236	Ake Lilljebjorn	G	Brynas

## 1988

1/4	Darrin Shannon	LW	Windsor
2/25	Mark Major	LW	North Bay
3/46	Traded to Montreal for Perry Ganchar		
3/62	Daniel Gauthier	LW	Victoriaville
	[Choice acquired from Montreal with Perry Ganchar and a 1988 third-round draft choice]		
4/67	Mark Recchi	RW	Kamloops
5/88	Greg Andrusak	D	Minnesota-Duluth
6/109	Traded to Los Angeles with Chris Kontos for Bryan Erickson		
7/130	Troy Mick	LW	Portland
8/151	Jeff Blaeser	LW	St. John's Prep [MA]

9/172	Rob Gaudreau	RW	Bishop Hendricken HS [RI]
10/193	Don Pancoe	D	Hamilton
11/214	Cory Laylin	LW	St. Cloud Appollo
12/235	Darren Stolk	D	Lethbridge

## 1989

1/16	Jamie Heward	D	Regina
2/37	Paul Laus	D	Niagara Falls
3/58	John Brill	RW	Grand Rapids
4/79	Todd Nelson	D	Prince Albert
5/100	Tom Nevers	C	Edina HS [MN]
6/121	Mike Markovich	D	U. of Denver
6/126	Mike Needham	RW	Kamloops
	[Choice acquired from Calgary for Steve Guenette]		
7/142	Pat Schafhauser	D	Hill-Murray HS [MN]
8/163	Dave Shute	C	Victoria
9/184	Andrew Wolf	D	Victoria
10/205	Greg Hagen	RW	Hill-Murray HS [MN]
11/235	Scott Farrell	D	Spokane
12/247	Jason Smart	C	Saskatoon

## 1990

1/5	Jaromir Jagr	RW	Kladno
2/26	Traded to Calgary for Joe Mullen		
3/47	Traded to Philadelphia for Wendell Young and 1990 seventh-round choice		
3/61	Joe Dziedzic	LW	Edison HS [MN]
	[Choice acquired from Buffalo in Tom Barrasso trade]		
4/68	Chris Tamer	D	U. of Michigan
5/89	Brian Farrell	C	Avon Old Farms [CT]
6/107	Ian Moran	D	Belmont Hill [MA]
	[Choice acquired from Vancouver in Rod Buskas trade]		
6/110	Denis Casey	G	Colorado Col.
7/130	Mika Valila	C	Tappara
	[Choice acquired from Philadelphia in Wendell Young trade]		
7/131	Ken Plaquin	D	Michigan Tech
7/145	Pat Neaton	D	U. of Michigan
	[Choice acquired from Buffalo in Wayne Van Dorp trade]		
8/152	Petteri Koskimaki	C	Boston Univ.
9/173	Ladislav Karabin	LW	Bratislava
10/194	Timothy Fingerhut	LW	Canterbury Prep [CT]
11/215	Michael Thompson	RW	Michigan St.
12/236	Brian Bruininks	D	Colorado Col.

## 1991

1/16	Markus Naslund	LW	MoDo
2/38	Rusty Fitzgerald	C	Duluth-East HS [MN]
3/60	Shane Peacock	D	Lethbridge
4/82	Joe Tamminen	C	Virginia HS [MN]
5/104	Robert Melanson	D	Hull

6/126	Brian Clifford	C	Nichols Acad. HS (NY)	7/161	Serge Aubin	C	Granby
7/148	Ed Patterson	RW	Kamloops		[Acquired from Hartford with third-round pick for Frank Pietrangelo]		
8/170	Peter McLaughlin	LW	Belmont Hill Prep HS (MA)	7/180	Drew Palmer	D	Seattle
9/192	Jeff Lembke	G	Omaha	8/206	Boris Zelenko	LW	CSKA
10/214	Chris Tok	D	Greenway HS (MN)	9/232	Jason Godbout	D	Hill-Murray HS (MN)
11/236	Paul Dyck	D	Moose Jaw	10/258	Mikhail Kazakevich	C	Yaroslavl
12/258	Pasi Huura	D	Ilves	11/284	Brian Leitza	G	Sioux City

## 1992

1/19	Martin Straka	C	Skoda Plzen
2/43	Marc Hussey	D	Moose Jaw
3/67	Travis Thiessen	D	Moose Jaw
4/91	Todd Klassen	D	Tri-Cities
5/115	Philippe DeRouville	G	College Francais
6/139	Artem Kopot	D	Traktor Chelyabinsk
7/163	Jan Alinc	C	Litvinov
8/187	Fran Bussey	C	Duluth-East HS (MN)
9/211	Brian Bonin	C	White Bear Lake
10/235	Brian Callahan	LW	Belmont Hill HS (MA)
11/259	Traded to St. Louis for Gordie Roberts		

## 1993

1/26	Stefan Bergkvist	D	Leksands
2/52	Domenic Pittis	C	Lethbridge
3/62	Dave Roche	LW	Peterborough
	[Choice acquired in Mark Recchi trade]		
3/78	Traded to Tampa Bay for Peter Taglianetti		
4/104	Jonas Junkka	D	Kiruna
5/130	Chris Kelleher	D	St. Sebastian's HS (MA)
6/156	Patrick Lalime	G	Shawinigan
7/182	Sean Selmser	LW	Red Deer
8/208	Larry McMorrان	C	Seattle
9/234	Tim Harberts	C	Wayzata HS (MN)
10/260	Leonid Toropchenko	C	Springfield
11/286	Hans Jonsson	D	MoDo

## 1994

1/24	Chris Wells	C	Seattle
2/50	Richard Park	C	Belleville
3/57	Sven Butenschon	D	Brandon
	[Acquired from Hartford with seventh-round pick for Frank Pietrangelo]		
3/73	Greg Crozier	LW	Lawrence Acad. HS (MA)
	[Acquired from Boston for Paul Stanton]		
3/76	Alexei Krivchenkov	D	CSKA Moscow
4/102	Thomas O'Connor	D	Springfield
5/128	Clint Johnson	LW	Duluth-East HS (MN)
6/154	Valentin Morozov	C	CSKA Moscow

## 1995

1/24	Aleksey Morozov	RW	Krylja Sovetov
2/50	Traded to Los Angeles with Rick Tocchet for Luc Robitaille		
3/76	Jean-Sebastien Aubin	G	Sherbrooke
4/102	Oleg Belov	C	CSKA
5/128	Jan Hrdina	C	Seattle
6/154	Alexei Kolkunov	C	Krylja Sovetov
7/180	Derrick Pyke	RW	Halifax
8/206	Sergei Voronov	D	Dynamo Moscow
9/232	Frank Ivankovic	G	Oshawa

## 1996

1/23	Craig Hillier	G	Ottawa 67's
2/28	Pavel Skrbek	D	Kladno
	[Acquired from New Jersey for 41st and 49th picks]		
2/41	Traded to New Jersey for 28th pick		
2/49	Traded to New Jersey for 28th pick		
3/72	Boyd Kane	LW	Regina
	[Acquired from Boston with Glen Murray and Bryan Smolinski for Shawn McEachern and Kevin Stevens]		
3/77	Boris Protsenko	RW	Calgary
4/105	Michal Rozsival	D	Jihlava
5/132	Traded to San Jose for Kevin Miller		
6/150	Peter Bergman	C	Kamloops
6/159	Traded to St. Louis for J.J. Daigneault		
7/170	Traded to Edmonton for Tyler Wright		
7/186	Eric Meloche	RW	Cornwall
8/212	Traded to Ottawa for Dave McLlwain		
9/238	Timo Seikkula	C	Junkkarit

## 1997

1/17	Robert Dome	RW	Las Vegas (IHL)
2/44	Brian Gaffaney	C	North Iowa
3/71	Josef Melichar	D	Budejovice
4/97	Alexandre Mathieu	C	Halifax
5/124	Harlan Pratt	D	Prince Albert
6/152	Petr Havelka	LW	Sparta Praha
7/179	Mark Moore	D	Harvard
8/208	Andrew Ference	D	Portland
9/234	Eric Lind	D	Avon Old Farms HS (CT)



## 1998

1/23	Milan Kraft	C	Plzen
2/54	Alexander Zevakhin	LW	CSKA
3/80	David Cameron	C	Prince Albert (Choice acquired from Colorado for Francois Leroux)
4/110	Scott Myers	G	Prince George
5/134	Rob Scuderi	D	Boston College (Choice acquired from Buffalo for Jason Woolley)
5/140	Traded to Vancouver for Josef Beranek		
6/169	Jan Fadrny	C	Slavia Jr.
7/196	Joel Scherban	C	London
8/224	Mika Lehto	G	Assat Jr.
9/244	Toby Petersen	C	Colorado Col.
9/254	Matt Hussey	C	Avon Old Farms HS [CT]

## 1999

1/18	Konstantin Koltsov	RW	Cherepovets
2/51	Matt Murley	LW	RPI
2/57	Jeremy Van Hoof	D	Ottawa (Compensatory pick from Carolina for Ron Francis signing)
3/86	Sebastien Caron	G	Rimouski
4/115	Ryan Malone	LW	Omaha
5/144	Tomas Skvaridlo	C	Zvolen Jr.
5/157	Vladimir Malenkykh	D	Tolyatti (Compensatory pick from Anaheim for Fredrik Olausson signing)
6/176	Doug Meyer	LW	U. of Minnesota
7/204	Tom Kostopoulos	RW	London
8/233	Darcy Robinson	D	Saskatoon
9/261	Andrew McPherson	LW	RPI

## 2000

1/18	Brooks Orpik	D	Boston College
2/52	Shane Endicott	C	Seattle
3/84	Peter Hamerlik	G	Skalica
4/114	Traded to Montreal for 2000 fourth- and fifth-round choices		
4/124	Michel Ouellet	RW	Rimouski (Choice acquired from Montreal with fifth-round pick for fourth-round pick)
5/146	David Koci	D	Sparta Praha Jr. (Choice acquired from Montreal with fourth-round pick for fourth-round pick)
5/153	Traded to Anaheim for Dan Trebil		
6/185	Patrick Foley	LW	New Hampshire
7/216	Jim Abbott	LW	New Hampshire
8/248	Steve Crampton	RW	Moose Jaw
9/273	Roman Simicek	C	HPK Finland (Choice acquired from Anaheim for Kip Miller)
9/280	Nick Boucher	G	Dartmouth

## 2001

1/21	Colby Armstrong	RW	Red Deer
2/54	Noah Welch	D	St. Sebastian's HS [MA]
3/86	Drew Fata	D	St. Michael's
3/96	Alexandre Rouleau	D	Val d'Or
4/120	Tomas Surovy	LW	Poprad
4/131	Ben Eaves	C	Boston College
5/156	Andy Schneider	D	Lincoln
6/187	Traded to Columbus for Frantisek Kucera		
7/217	Tomas Duba	G	Sparta Praha Jr.
8/250	Brandon Crawford-West	G	Texas [NAHL]
9/280	Traded to NY Islanders for Dan Trebil		

## 2002

1/5	Ryan Whitney	D	Boston U.
2/35	Ondrej Nemecek	D	Vsetin
3/69	Erik Christensen	C	Kamloops
4/101	Daniel Fernholm	D	Djurgarden
5/136	Andrew Sertich	LW	Greenway HS [MN] (Compensatory pick from NY Islanders for Garth Snow signing)
5/137	Cam Paddock	C	Kelowna
6/171	Robert Goepfert	G	Cedar Rapids
7/202	Patrik Bartschi	C	Kloten
8/234	Maxime Talbot	C	Hull
8/239	Ryan Lannon	D	Harvard (Compensatory pick from St. Louis for Marc Bergevin signing)
9/265	Dwight Labrosse	G	Guelph

## 2003

1/1	<b>Marc-Andre Fleury</b>	<b>G</b>	<b>Cape Breton</b> (Choice acquired from Florida with 2003 third-round choice for 2001 first-round choice, 2003 second-round compensatory choice and Mikael Samuelsson)
1/3	Traded to Florida		
2/32	Ryan Stone	C	Brandon
2/55	Traded to Florida		
3/70	Jonathan Filewich	RW	Prince George
3/73	Daniel Carcillo	LW	Sarnia (Choice acquired from Florida)
4/103	Traded to Columbus for Jamie Pushor		
4/121	Paul Bissonnette	D	Saginaw (Choice acquired from Boston for Ian Moran)
5/139	Traded to San Jose for Shawn Heins		
5/161	Evgeni Isakov	LW	Cherepovets (Choice acquired from NY Islanders for Randy Robitaille)
6/169	Lukas Bolf	D	Sparta Praha Jr.
7/199	Andy Chiodo	G	St. Michael's

7/229	Stephen Dixon	C	Cape Breton (Choice acquired from New Jersey for Stephane Richer)
8/232	Joe Jensen	C	St. Cloud St.
9/263	Matt Moulson	LW	Cornell

## 2004

<b>1/2</b>	<b>Evgeni Malkin</b>	<b>C</b>	<b>Magnitogorsk</b>
2/31	Johannes Salomonsson	LW	Djurgarden
2/61	Alex Goligoski	D	Grand Rapids HS (MN) (Choice acquired from Vancouver for Johan Hedberg)
3/67	Nick Johnson	RW	St. Albert
3/85	Brian Gifford	C	Moorhead (Choice acquired from Calgary for Andrew Ference)
4/99	Tyler Kennedy	C	Sault Ste. Marie
5/130	Michal Sersen	D	Rimouski
6/164	Moises Gutierrez	RW	Kamloops
7/194	Chris Peluso	D	Brainerd HS (MN)
7/222	Jordan Morrison	C	Peterborough (Choice acquired from Vancouver for Marc Bergevin)
8/228	David Brown	G	Notre Dame
9/259	Brian Ihnacak	C	Brown U.

## 2005

<b>1/1</b>	<b>Sidney Crosby</b>	<b>C</b>	<b>Rimouski</b>
2/61	Michael Gergen	LW	Shattuck-St. Mary's HS (MN)
<b>3/62</b>	<b>Kris Letang</b>	<b>D</b>	<b>Val d'Or</b>
4/125	Tommi Leinonen	D	Karpat Jr.
5/126	Tim Crowder	RW	South Surrey
6/194	Jean-Philippe Paquet	D	Shawinigan
7/195	Joe Vitale	C	Sioux Falls

## 2006

1/2	Jordan Staal	C	Peterborough
2/32	Carl Sneepe	D	Lincoln
3/65	Brian Strait	D	US NTDP U-18
4/95	Traded to Chicago for Jocelyn Thibault		
5/125	Chad Johnson	G	Alaska-Fairbanks
6/155	Traded to Florida for Eric Cairns		
7/185	Timo Seppanen	D	IFK Jr.

## 2007

1/20	Angelo Esposito	C	Quebec
2/51	Keven Veilleux	C	Victoriaville
3/78	Robert Bortuzzo	D	Kitchener (Choice acquired from Atlanta for Chris Thorburn)
3/80	Casey Pierro-Zabotel	C	Merritt
4/111	Luca Caputi	LW	Mississauga
4/118	Alex Grant	D	Saint John
5/141	Jake Muzzin	D	Sault Ste. Marie

6/171	Dustin Jeffrey	C	Sault Ste. Marie
-------	----------------	---	------------------

## 2008

1/29	Traded to Atlanta for Pascal Dupuis and Marian Hossa		
2/60	Traded to Toronto for Hal Gill		
3/90	Traded to Phoenix for Georges Laraque		
4/120	Nathan Moon	C	Kingston
5/150	Alexander Pechurskiy	G	Magnitogorsk 2
6/180	Patrick Killeen	G	Brampton
7/210	Nicholas D'Agostino	D	St. Michael's

## 2009

1/30	Simon Despres	D	
2/61	Philip Samuelsson	D	Chicago
3/63	Ben Hanowski	RW	Little Falls HS (MN) (Choice acquired from Tampa Bay for Ryan Malone and Gary Roberts)
3/91	Traded to NY Islanders for Bill Guerin		
4/121	Nick Petersen	RW	Shawinigan
5/123	Alex Velischek	D	Delbarton HS (NJ) (Choice acquired from NY Rangers for Chad Johnson)
5/151	Andy Bathgate	C	Belleville
6/181	Viktor Ekbom	D	Oskarshamn
7/211	Traded to Montreal for 2010 sixth-round pick		

## 2010

1/20	Beau Bennett	RW	
2/50	Traded to Florida for Jordan Leopold		
<b>3/80</b>	<b>Bryan Rust</b>	<b>RW</b>	
<b>4/110</b>	<b>Tom Kuhnhackl</b>	<b>RW</b>	
5/140	Kenneth Agostino	LW	
6/152	Joe Rogalski	D	 (Choice acquired from Toronto for Chris Peluso)
<b>6/170</b>	<b>Reid McNeill</b>	<b>D</b>	
6/177	Traded to Anaheim for Mattias Modig. Pick acquired from Montreal for Pittsburgh's 2009 seventh-round pick		
7/20	Traded to San Jose for 2011 seventh-round pick		

## 2011

1/23	Joseph Morrow	D	Portland
2/54	Scott Harrington	D	London
3/84	Traded to Philadelphia for the rights to Dan Hamhuis		
4/114	Traded to Edmonton with Dany Sabourin and Ryan Stone for Mathieu Garon		
5/144	Dominik Uher	RW	Spokane
<b>6/174</b>	<b>Josh Archibald</b>	<b>C</b>	
7/204	Traded to Ottawa for Alex Kovalev		
<b>7/209</b>	<b>Scott Wilson</b>	<b>LW</b>	 (Choice acquired from San Jose for 2010 seventh-round pick)

## 2012

<b>1/8</b>	<b>Derrick Pouliot</b>	<b>D</b>	<b>Portland</b>
	[Choice acquired from Carolina with Brandon Sutter and Brian Dumoulin for Jordan Staal]		
<b>1/22</b>	<b>Olli Maatta</b>	<b>D</b>	<b>London</b>
<b>2/52</b>	<b>Teddy Blueger</b>	<b>C</b>	<b>Shattuck-St. Mary's HS (MN)</b>
<b>3/81</b>	<b>Oskar Sundqvist</b>	<b>C</b>	<b>Skelleftea Jr.</b>
	[Choice acquired from Phoenix with Harrison Ruopp and Marc Cheverie for Zbynek Michalek]		
<b>3/83</b>	<b>Matthew Murray</b>	<b>G</b>	<b>Sault Ste. Marie</b>
4/92	Matia Marcantuoni	C/RW	Kitchener
	[Choice acquired from Columbus for Mark Letestu]		
<b>4/113</b>	<b>Sean Maguire</b>	<b>G</b>	<b>Powell River</b>
5/143	Clark Seymour	D	Peterborough
6/173	Anton Zlobin	RW	Shawinigan
7/203	Traded to Washington for Tomas Vokoun		

## 2013

1/28	Traded to Calgary with Kenny Agostino and Ben Hanowski for Jarome Iginla		
<b>2/44</b>	<b>Tristan Jarry</b>	<b>G</b>	<b>Edmonton</b>
	[Choice acquired from Columbus for 50th and 89th picks]		
2/50	Traded to Columbus for 44th pick. Pick acquired from San Jose for the rights to Tyler Kennedy		
2/58	Traded to San Jose with a 2014 second-round pick for Douglas Murray		
<b>3/77</b>	<b>Jake Guentzel</b>	<b>C</b>	<b>Sioux City</b>
	[Choice acquired from Dallas with Brenden Morrow for Joe Morrow and 149th pick]		
<b>4/119</b>	<b>Ryan Segalla</b>	<b>D</b>	<b>Salisbury Prep HS (CT)</b>
5/149	Traded to Dallas with Joe Morrow for Brenden Morrow and 77th pick		
<b>6/164</b>	<b>Dane Birks</b>	<b>D</b>	<b>Merritt</b>
	[Choice acquired from Winnipeg for Eric Tangradi]		
<b>6/179</b>	<b>Blaine Byron</b>	<b>C</b>	<b>Smiths Falls</b>
<b>7/209</b>	<b>Troy Josephs</b>	<b>LW</b>	<b>St. Michael's</b>

## 2014

1/22	Kasperii Kapanen	RW	KalPa (Fin)
2/53	Traded to San Jose with 2013 second-round pick for Douglas Murray		
3/83	Traded to Calgary for Lee Stempniak		
<b>4/113</b>	<b>Sam Lafferty</b>	<b>C/LW</b>	<b>Deerfield Academy HS (MA)</b>
5/143	Traded to Florida with a 2015 third-round pick for Marcel Goc		
<b>5/145</b>	<b>Anthony Angello</b>	<b>C</b>	<b>Omaha</b>
	[Choice acquired from Anaheim for Ben Lovejoy]		
6/173	Jaden Lindo	RW	Owen Sound
<b>7/203</b>	<b>Jeff Taylor</b>	<b>D</b>	<b>Union College</b>

## 2015

1/16	Traded to Edmonton with Rob Klinkhammer for David Perron		
<b>2/46</b>	<b>Daniel Sprong</b>	<b>RW</b>	<b>Charlottetown</b>
3/77	Traded to Florida with a 2014 fifth-round pick for Marcel Goc		
4/107	Traded to Toronto with Zach Sill and a 2016 second-round pick for Daniel Winnik		
<b>5/137</b>	<b>Dominik Simon</b>	<b>C</b>	<b>Plzen</b>
<b>6/167</b>	<b>Frederik Tiffels</b>	<b>LW</b>	<b>Western Michigan</b>
<b>7/197</b>	<b>Nikita Pavlychev</b>	<b>C</b>	<b>Des Moines</b>

## 2016

1/30	Traded to Toronto with Nick Spaling, Scott Harrington, Kasperii Kapanen and a 2016 third-round pick for Phil Kessel, Tyler Biggs, Tim Erixon and a 2016 second-round draft pick		
<b>2/55</b>	<b>Filip Gustavsson</b>	<b>G</b>	<b>Lulea Jr.</b>
	[Choice acquired from Vancouver with Nick Bonino and Adam Clendening for Brandon Sutter and a 2016 third-round draft pick]		
<b>2/61</b>	<b>Kasper Bjorkvist</b>	<b>RW</b>	<b>Blues Jr. (Finland)</b>
	[Choice re-acquired from Toronto in the Phil Kessel trade; choice had been previously traded to Toronto with Zach Sill and a 2015 fourth-round draft pick for Daniel Winnik]		
3/64	Traded to Vancouver with Brandon Sutter for Nick Bonino, Adam Clendening and a 2016 second-round draft pick; choice had been previously acquired from Buffalo as compensation for the hiring of Dan Bylsma		
3/72	Traded to Toronto in the Phil Kessel trade; choice had been previously acquired from New Jersey as compensation for the hiring of John Hynes		
<b>3/77</b>	<b>Connor Hall</b>	<b>D</b>	<b>Kitchener</b>
	[Choice acquired from New Jersey for Beau Bennett]		
3/91	Traded to Edmonton for Justin Schultz		
<b>4/121</b>	<b>Ryan Jones</b>	<b>D</b>	<b>Lincoln</b>
<b>5/151</b>	<b>Niclas Almari</b>	<b>D</b>	<b>Jokerit Jr.</b>
<b>6/181</b>	<b>Joseph Masonius</b>	<b>D</b>	<b>Connecticut</b>
7/211	Traded to St. Louis with Robert Bortuzzo for Ian Cole		

# CIVIC/MELLON ARENA RECORDS

## Team Records

### MOST GOALS IN ONE GAME

<b>Pittsburgh</b>	12	Dec. 26, 1991 - in a 12-1 win vs. Toronto March 15, 1975 - in a 12-1 win vs. Washington
<b>Opponent</b>	11	Nov. 25, 1992 - by NY Rangers in an 11-3 win at Pittsburgh

### MOST SHOTS IN GAME

<b>Pittsburgh</b>	65	March 15, 1975 - in a 12-1 win vs. Washington
<b>Opponent</b>	55	Oct. 23, 1976 - by Montreal in a 9-1 win at Pittsburgh

### MOST PENALTY MINUTES IN A GAME

<b>Pittsburgh</b>	144	Jan. 19, 1980 - in a 5-2 loss vs. Edmonton
<b>Opponent</b>	123	Jan. 19, 1980 - by Edmonton in a 5-2 win at Pittsburgh

### MOST GOALS IN A PERIOD

<b>Pittsburgh</b>	8	Dec. 17, 1991 - in a 10-2 win vs. San Jose [2nd period]
<b>Opponent</b>	6	Six times - last time - Nov. 25, 1992 by NY Rangers in an 11-3 win at Pittsburgh [3rd period]

## Individual Records

### MOST GOALS IN A GAME

<b>Pittsburgh</b>	5	Mario Lemieux, March 26, 1996 in an 8-4 win vs. St. Louis Mario Lemieux, Dec. 31, 1988 in an 8-6 win vs. New Jersey
<b>Opponent</b>	4	John Madden, (New Jersey), Oct. 28, 2000 - in a 9-0 win at Pittsburgh Randy McKay, (New Jersey), Oct. 28, 2000 - in a 9-0 win at Pittsburgh Mike Ridley, (Washington), Oct. 11, 1988 - in an 8-7 loss at Pittsburgh Wayne Gretzky, (Edmonton), Feb. 22, 1984 - in a 9-2 win at Pittsburgh Denis Maruk, (California), Nov. 18, 1975 - in a 5-3 win at Pittsburgh

### MOST ASSISTS IN A GAME

<b>Pittsburgh</b>	6	Mario Lemieux, Nov. 1, 1995 - in a 10-0 win vs. Tampa Bay Mario Lemieux, Oct. 15, 1988 - in a 9-2 win vs. St. Louis Greg Malone, Nov. 28, 1979 - in a 7-2 win vs. Quebec Ron Stackhouse, March 8, 1975 - in an 8-2 win vs. Philadelphia
<b>Opponent</b>	6	Patrik Sundstrom, (Vancouver), Feb. 29, 1984 - in a 9-5 win at Pittsburgh

### MOST POINTS IN A GAME

<b>Pittsburgh</b>	8	Mario Lemieux, Dec. 31, 1988 - in an 8-6 win vs. New Jersey Mario Lemieux, Oct. 15, 1988 - in a 9-2 win vs. St. Louis
<b>Opponent</b>	7	Patrik Sundstrom, (Vancouver), Feb. 29, 1984 - in a 9-5 win at Pittsburgh

### MOST PENALTY MINUTES IN A GAME

<b>Pittsburgh</b>	51	Russ Anderson, Jan. 19, 1980 - in a 5-2 loss vs. Edmonton
<b>Opponent</b>	34	Dave Lumley, (Edmonton), Jan. 19, 1980 - in a 5-2 win at Pittsburgh

### MOST SAVES IN A GAME

<b>Pittsburgh</b>	51	Tom Barrasso, Jan. 31, 1998 - in a 4-2 win vs. Detroit
<b>Opponent</b>	53	Wayne Thomas, (Montreal), March 10, 1974 - in a 5-4 win at Pittsburgh

# HISTORIC DATES

- June 5, 1967** – Pittsburgh Penguins franchise joins the National Hockey League.
- October 11, 1967** – Penguins' first NHL game is played at the Civic Arena vs. Montreal. Penguins lose to Montreal, 2-1, with 9,307 fans on hand. Andy Bathgate scores the Penguins' first goal.
- October 13, 1967** – Penguins record first victory as they defeat St. Louis, 3-1, on the road.
- February 3, 1968** – Penguins' first sellout at Civic Arena vs. Toronto (12,563).
- April 1, 1970** – Penguins defeat Philadelphia, 4-1, to clinch second place in the Western Division, putting them in the playoffs for the first time.
- April 8, 1970** – Penguins defeat Oakland, 2-1, in club's first playoff game.
- April 13, 1971** – Michel Briere dies from injuries suffered in an auto accident on May 15, 1970.
- January 30, 1973** – Greg Polis wins MVP honors at NHL All-Star Game in New York after scoring two goals.
- January 22, 1975** – Syl Apps named MVP in the NHL All-Star Game in Montreal after scoring two goals.
- February 22, 1975** – Penguins defeat St. Louis, 3-2, to establish a 20-game home unbeaten streak, which is still a club record.
- June 13, 1975** – Pittsburgh Penguins declare bankruptcy.
- July 11, 1975** – Albert Savill, Otto Frenzel and Wren Blair buy Penguins.
- March 24, 1976** – Jean Pronovost becomes the first Penguin to score 50 goals in a season and Pierre Larouche becomes first Penguin to record 100 points in one season vs. Boston.
- December 3, 1976** – Aldege "Baz" Bastien named club's general manager.
- April 5, 1978** – Edward J. DeBartolo takes control of the club, having purchased one-third of the franchise the year before.
- January 3, 1980** – Penguins defeat New York Islanders, 4-3, to gain first place in the Norris Division for the first time in club history.
- January 30, 1980** – Black and gold uniform worn for the first time vs. St. Louis.
- December 13, 1980** – Paul Gardner becomes first Penguins player to score four goals in one game in a 6-5 loss to Philadelphia.
- June 4, 1981** – Randy Carlyle wins the Norris Trophy as the league's best defenseman and Rick Kehoe wins the Lady Byng Trophy as the player who combines sportsmanship with a high standard of play.
- February 21, 1982** – Penguins defeat the New York Islanders, 4-3, to break their then NHL-record 15-game winning streak.
- March 15, 1983** – General manager Baz Bastien dies as a result of an auto accident.
- May 27, 1983** – Ed Johnston is promoted to general manager.
- June 9, 1984** – Penguins draft Mario Lemieux, Doug Bodger and Roger Belanger in the first round of the NHL Draft, marking the first time in club history that Pittsburgh selected more than one player in the first round.
- June 19, 1984** – Mario Lemieux signs a contract with the Penguins.
- October 11, 1984** – Mario Lemieux scores a goal on the first shot of his first shift in his first NHL game against Boston's Pete Peeters.
- April 7, 1985** – Mario Lemieux scores his 100th point to become the third rookie in NHL history to score 100 or more points in a season.
- June 12, 1985** – Mario Lemieux wins the Calder Memorial Trophy as the NHL's top rookie.
- May 26, 1986** – Mario Lemieux wins the Lester B. Pearson Award presented by the Players' Association to the Most Outstanding Player in the NHL.
- December 4, 1987** – Mario Lemieux named Penguins captain.
- June 8, 1988** – Mario Lemieux wins the Art Ross Trophy as the NHL's leading scorer and Hart Memorial Trophy as the league's MVP, becoming the first Penguin to win either award.
- December 31, 1988** – Mario Lemieux becomes the first player in NHL history to score five goals five different ways in one game: at even strength, on the power play, shorthanded, on a penalty shot and into an empty net.
- April 25, 1989** – Mario Lemieux ties two NHL playoff records with five goals and eight points in one playoff game vs. Philadelphia in the Penguins' 10-7 win.
- June 7, 1989** – Mario Lemieux wins his second consecutive Art Ross Trophy as the league's top scorer with a franchise-record 199 points.
- December 5, 1989** – Craig Patrick is named general manager/head coach.
- January 21, 1990** – Pittsburgh's Civic Arena plays host to the NHL All-Star Game for the first time and Penguins center Mario Lemieux wins the MVP award. Lemieux scores four goals on his way to his third All-Star MVP award.

- February 14, 1990** – Mario Lemieux's 46-game point scoring streak is halted at the New York Rangers as he leaves the game midway in the second period with a back injury. Lemieux would miss the next 21 games before returning for the final game of the year.
- June 12, 1990** – Bob Johnson is hired as the head coach and Scotty Bowman is named director of development and recruitment.
- December 22, 1990** – Paul Coffey records his 1,000th career NHL point at New York against the Islanders.
- March 4, 1991** – Penguins acquire Ron Francis, Ulf Samuelsson and Grant Jennings from Hartford for John Cullen, Zarley Zalapski and Jeff Parker.
- March 27, 1991** – Penguins win their first division title, capturing the Patrick Division crown with a 7-4 win at Detroit.
- April 13, 1991** – Goaltender Frank Pietrangelo makes 'The Save' against the New Jersey Devils' Petr Stastny, reaching to his left to make an improbable glove save to prevent a wide-open Stastny from putting the puck into an open net. Pittsburgh went on to that game, 4-3, to send the series to a Game 7, which the Penguins won two days later, 4-0, at the Civic Arena.
- April 25, 1991** – With a 4-1 win vs. Washington, the Penguins win their first Patrick Division playoff championship.
- May 11, 1991** – The Penguins earn the right to play for their first Stanley Cup championship, beating the Boston Bruins to capture their first Wales Conference championship.
- May 25, 1991** – With an 8-0 victory over the Minnesota North Stars, the Penguins become Stanley Cup champions for the first time in their 24-year history.
- June 24, 1991** – The Penguins visit the White House and meet President George H.W. Bush.
- August 29, 1991** – Penguins head coach Bob Johnson is diagnosed with brain tumors, and has emergency surgery that night.
- October 1, 1991** – Scotty Bowman is named interim head coach.
- October 17, 1991** – In a game against the New York Islanders, Paul Coffey records his 1,053rd career point to become the NHL's all-time leading scorer among defensemen, passing Denis Potvin.
- October 19, 1991** – Stanley Cup championship banners are raised to the Civic Arena roof in a pregame ceremony.
- November 26, 1991** – Bob Johnson passes away at his home in Colorado Springs, CO at the age of 60.
- January 18, 1992** – Pittsburgh has a record five players in the NHL All-Star Game at Philadelphia. Mario Lemieux, Kevin Stevens, Jaromir Jagr and Paul Coffey are named to the starting Wales Conference lineup while Bryan Trottier is added to the team in the veterans category.
- March 24, 1992** – Mario Lemieux records his 1,000th career NHL point at Detroit in only his 513th career game, becoming the second-fastest player to record 1,000 points in NHL history.
- May 23, 1992** – Penguins defeat the Boston Bruins in four games to win the Wales Conference championship for the second consecutive season.
- May 26, 1992** – Mario Lemieux ends one of the greatest games in Stanley Cup Final history by depositing a Larry Murphy rebound behind Chicago's Ed Belfour with less than 13 seconds left in regulation, completing a 5-4 Penguins' comeback win in Game 1 of the Cup Final. Chicago led by scores of 3-0 and 4-1. Jaromir Jagr tied the game at 4-4 with less than five minutes remaining in the third period, scoring a sensational goal where he eluded three different Chicago defenders.
- June 1, 1992** – Penguins defeat the Chicago Blackhawks in four games to win back-to-back Stanley Cup championships.
- June 12, 1992** – Penguins unveil new team logo at a press conference.
- January 12, 1993** – The Penguins announce that Mario Lemieux has been diagnosed with Hodgkin's disease.
- March 2, 1993** – Mario Lemieux returns to the Penguins' lineup in Philadelphia after missing the previous 23 games.
- April 3, 1993** – Penguins win their first Presidents' Trophy as the NHL's best team with a 5-3 win at Quebec.
- April 9, 1993** – Penguins set an NHL record for the longest winning streak in league history, with their 16th consecutive win, a 10-4 victory at the New York Rangers. The Penguins extend the record to 17 games with a 4-2 win vs. the Rangers on April 10.
- October 28, 1993** – Ron Francis records his 1,000th career NHL point against Quebec.
- August 29, 1994** – Mario Lemieux announces that he will take a one-year medical leave of absence.
- February 7, 1995** – Joe Mullen records his 1,000th career point against the Florida Panthers to become the first American-born player to record 1,000 or more points.
- February 16, 1995** – The Penguins defeat the Hartford Whalers, 5-2, to extend their club record start of the season unbeaten streak to 13 games [12-0-1].
- May 3, 1995** – Jaromir Jagr records one assist against Florida to win the NHL scoring title with a league-best 70 points [32G-38A].
- May 20, 1995** – ICEOPLEX at Southpointe opens to the public.
- October 26, 1995** – Mario Lemieux scores his 500th career goal at the New York Islanders at 17:12 of the third period against Tommy Soderstrom.
- April 24, 1996** – Petr Nedved ends the second-longest overtime game in Penguins history by scoring a power-

- play goal at 19:15 of the fourth overtime to secure a 3-2 Pittsburgh victory against the Washington Capitals in Game 4.
- January 15, 1997** – Patrick Lalime sets the NHL record for best start by a rookie goaltender from the beginning of his career with a 3-0 win at Hartford. The win boosted his record to 13-0-2.
- January 21, 1997** – Patrick Lalime sets the Penguins record for longest unbeaten streak with a 4-2 win vs. Calgary, running his record to 14-0-2.
- January 26, 1997** – Mario Lemieux scores four goals in one period at Montreal, becoming the 11th player to accomplish the feat.
- February 4, 1997** – Mario Lemieux scores his 600th goal vs. the Vancouver Canucks, becoming just the seventh player to reach the mark.
- March 14, 1997** – Joe Mullen scores his 500th career goal in a game against Colorado, becoming the first U.S.-born player to score 500.
- March 29, 1997** – Ron Francis scores his 400th career goal vs. the Los Angeles Kings, making the Penguins the first team to have players record their 400th, 500th and 600th goals in the same season.
- April 26, 1997** – Mario Lemieux plays his last game, a 6-3 playoff loss in Philadelphia, before entering his first retirement.
- May 13, 1997** – In a formal ceremony, Mayor Tom Murphy renames Auditorium Place, the street encircling the Civic Arena, Mario Lemieux Place. The Civic Arena's address becomes 66 Mario Lemieux Place.
- October 19, 1997** – Tom Barrasso records his 300th career win in a 4-1 win at Florida, becoming the first American-born goaltender to record 300 wins.
- November 17, 1997** – The Hockey Hall of Fame waives its usual three-year waiting period and inducts Mario Lemieux into the hallowed halls.
- November 19, 1997** – Mario Lemieux's No. 66 is retired and raised to the Civic Arena rafters in a pregame ceremony before a standing-room-only crowd of 17,145.
- March 21, 1998** – Ron Francis becomes the seventh player to record his 1,000th career assist, and the Penguins become the 10th NHL team to reach the 1,000-win plateau with a 4-3 win over the Philadelphia Flyers.
- October 13, 1998** – The Penguins file for Chapter 11 bankruptcy protection.
- June 24, 1999** – Mario Lemieux's group is confirmed as the new ownership of the Penguins.
- June 24, 1999** – Jaromir Jagr becomes the second Penguins player to capture the Hart Trophy as the National Hockey League's most valuable player. He also becomes the second to win the Lester B. Pearson Award.
- May 4, 2000** – The Penguins and Flyers play the third-longest game in NHL history, a five-overtime, 152:01 marathon which the Flyers win, 2-1. Penguins goaltender Ron Tugnutt makes 70 saves in the game.
- September 16-23, 2000** – The Penguins open their second week of training camp with an exhibition game in Wilkes-Barre/Scranton, and spend the next week at the home of their AHL affiliate.
- October 7, 2000** – The Penguins face off against the Nashville Predators just outside of Tokyo, Japan to open up their 2000-01 regular season. Nashville comes away with a 3-1 victory.
- November 11, 2000** – USA Hockey announces that Penguins general manager Craig Patrick will take on the same capacity for the 2002 U.S. Olympic team, and former Penguins head coach and scout Herb Brooks will coach the team.
- November 13, 2000** – Joe Mullen is inducted into the Hockey Hall of Fame in Toronto.
- December 8, 2000** – The Penguins announce that Mario Lemieux will attempt to make a comeback after three-and-a-half years of retirement.
- December 12, 2000** – Lemieux makes the announcement official at a press conference, saying he is coming back to the league so that his young son Austin can watch him play.
- December 19, 2000** – More than 500 people cram the bleachers to watch Lemieux in his first practice with the team.
- December 27, 2000** – Lemieux returns to the Penguins active roster in a game against the Toronto Maple Leafs at home, and puts three points [1G-2A] on the scoresheet. Pittsburgh wins the historic contest, 5-0.
- December 30, 2000** – Lemieux notches four points [1G-3A] in a 5-3 win over the Ottawa Senators, giving him 1,500 points for his career. Jagr hits the 1,000 point mark in the same game.
- March 31, 2001** – The Penguins clinch their team record 11th straight postseason appearance with a 5-3 win over the St. Louis Blues.
- May 10, 2001** – Darius Kasparaitis – who had one goal in 55 previous playoff games – beats Dominik Hasek in overtime to give the Penguins a 3-2 win. The victory secures a spot in the Eastern Conference Finals against the New Jersey Devils, the Penguins' fourth trip to a conference finals.
- July 11, 2001** – The Penguins trade Jaromir Jagr and Frantisek Kucera to the Washington Capitals in exchange for Kris Beech, Michal Sivek and Ross Lupaschuk.
- February 8, 2003** – Mario Lemieux records his 1,000th career assist in Boston against the Bruins.

- October 29, 2003** – Mario Lemieux's assist on Dick Tarnstrom's first-period goal gives him 1,700 points for his career.
- June 10, 2004** – Paul Coffey and Larry Murphy are named to the Hockey Hall of Fame's class of 2004.
- July 22, 2005** – The Penguins win the NHL Draft Lottery, receiving the right to the first-overall pick in the 2005 Draft.
- July 30, 2005** – The Penguins select Sidney Crosby with the first-overall selection in the 2005 NHL Draft.
- October 5, 2005** – Sidney Crosby appears in his first NHL game and records an assist in a 5-1 loss at New Jersey.
- December 16, 2005** – Mario Lemieux plays his last NHL game, a 4-3 home loss to Buffalo, due to atrial fibrillation [irregular heartbeat].
- January 24, 2006** – Mario Lemieux announces his retirement as a player from the NHL.
- April 17, 2006** – Sidney Crosby becomes the youngest player in NHL history to reach 100 points with three assists in a 6-1 win over the New York Islanders.
- May 25, 2006** – Penguins hire Ray Shero as general manager.
- October 18, 2006** – Evgeni Malkin makes his NHL debut and scores a goal against New Jersey's Martin Brodeur.
- November 1, 2006** – Evgeni Malkin becomes the first player in 89 years to tally goals in each of his first six NHL games. Malkin tallies the milestone goal at 8:29 of the first period and added the game-winner at 2:45 of overtime in the Penguins' 4-3 victory at Los Angeles. Before Malkin, only three players in NHL history had scored at least one goal in each of their first six (or more) games and all did so in 1917-18, the NHL's inaugural season: Montreal's Joe Malone (14 games), Ottawa's Cy Denneny (12); and Montreal's Newsy Lalonde (8).
- December 15, 2006** – Ryan Malone scores his first career hat trick. Malone's father, Greg, had a hat trick for the Penguins in 1978-79. The Malones are the second father/son pair to record a hat trick for the same franchise in NHL history. Ken Hodge Sr. and Ken Hodge Jr. did it for the Bruins.
- January 24, 2007** – Sidney Crosby leads the fan balloting for the NHL All-Star Game with 825,783 votes. At 19 years, five months, Crosby is the youngest player voted to start the All-Star Game since fan balloting began in 1986. The youngest starter previously was the Penguins' Jaromir Jagr, elected to the Prince of Wales Conference lineup for the 1992 All-Star Game in Philadelphia (19 years, 11 months).
- February 10, 2007** – Jordan Staal becomes the youngest player (18 years, 153 days) to record a hat trick in NHL history. He breaks the record held by Jack Hamilton, who

was 18 years, 185 days old when he tallied four goals for Toronto against the NY Rangers on Dec. 4, 1943.

- February 14, 2007** – Evgeni Malkin scores a goal to give him at least one point in 13-straight home games, which breaks the Penguins rookie record established by Mario Lemieux in 1984-85. Malkin had 20 points (5G-15A) in that 13-game span. Malkin extends his franchise-record home point streak to 14 games (6G-15A) with a goal against the Capitals on January 24, the longest such streak by a rookie on any team in NHL history since Teemu Selanne had a pair of 13-game home point streaks for Winnipeg in 1992-93.
- March 2, 2007** – With a first-period goal against Carolina's Cam Ward, Sidney Crosby becomes the youngest player in NHL history to reach 200 career points at 19 years, 207 days. Wayne Gretzky is the only other player in NHL history to reach 200 career points while still a teenager (19 years, 347 days).
- March 4, 2007** – The Penguins complete a season sweep of the Flyers with a 4-3 shootout victory at Mellon Arena. It gave the Penguins wins in all eight of their games with Philadelphia in 2006-07. It is the first time Pittsburgh has beaten an opponent eight times in one season. Previously, the only teams Pittsburgh had swept in a season series of six or more games were Boston (6-0-0, 1993-94), Ottawa (6-0-0, 1995-96) and Carolina (6-0-0, 1997-98).
- March 6, 2007** – Jordan Staal tallies his seventh shorthanded goal of the year to set a NHL rookie record.
- March 13, 2007** – Governor Ed Rendell, Allegheny County Chief Executive Dan Onorato and Mayor Luke Ravenstahl joins Pittsburgh Penguins co-owners Mario Lemieux and Ron Burkle in announcing a deal for a new multi-purpose arena that will keep the Penguins in Pittsburgh for at least the next 30 years.
- April 7, 2007** – Sidney Crosby records two assists to wrap up the Art Ross Trophy with 120 points in 79 games. At 19 years, eight months, Crosby becomes the youngest player in NHL history to win the Art Ross Trophy. Crosby is the youngest scoring champion in any major professional sport. He is the only teenager to win the Art Ross Trophy in league history. The next-youngest was Wayne Gretzky, who won the title at 20 years and 3 months at the conclusion of the 1980-81 season.
- May 31, 2007** – Sidney Crosby is named Penguins captain. At 19 years, nine months (297 days) he becomes the youngest team captain in NHL history (since surpassed by Gabriel Landeskog, 19 years, 286 days).
- December 20, 2007** – Mario Lemieux, a Hockey Hall of Famer, was selected to join the International Ice Hockey Federation Hall of Fame in the player's category.
- December 23, 2007** – Penguins fans establish a franchise record with the 31st-straight regular-season sellout



at Mellon Arena. The Penguins previously recorded 30-straight regular-season sellouts between 1988 and 1989 – the final 28 games of the 1988-89 season and the first two of 1989-90.

**January 1, 2008** – Sidney Crosby's shootout goal gives the Penguins a 2-1 win over Buffalo at the NHL Winter Classic in Orchard Park, NY at Ralph Wilson Stadium. It was the NHL's first regular-season outdoor game in the United States.

**May 18, 2008** – With a 6-0 shutout, the Penguins win their first-ever playoff series against Philadelphia and advance to the Stanley Cup Final for only the third time in team history.

**June 2, 2008** – In one of the most thrilling games in Penguins history, the team rallied from a 3-1 deficit to post a 4-3 win in triple overtime of Game 5 of the Stanley Cup Final. Max Talbot scored with 35 seconds left in regulation to knot the game at 3-3 and Petr Sykora scored the winner 9:57 into the third overtime. It was the fifth-longest game in Stanley Cup Final history. Marc-Andre Fleury stopped 55 of the 58 shots he faced in the contest.

**June 4, 2008** – Detroit holds on for a 3-2 win over the Penguins in Game 6 of the Stanley Cup Final to capture the Stanley Cup in Pittsburgh.

**October 2, 2008** – The Penguins play a preseason game in Helsinki, Finland, against Jokerit of the Finnish Elite League at Hartwall Arena. Pittsburgh won the game 4-1.

**October 4, 2008** – The Penguins open the season with back-to-back games against the Ottawa Senators in Stockholm, Sweden, as part of the NHL's Bridgestone NHL Premiere. The Penguins win the first game with a 4-3 overtime victory.

**October 18, 2008** – Sidney Crosby nets a milestone hat trick in Pittsburgh's 4-1 victory over the Toronto Maple Leafs. Crosby hits three career marks in the game with his 100th goal, 200th assist and 300th point. Evgeni Malkin notches his 200th career point on Crosby's 100th goal. That puck is cut in half for the two players to share.

**December 15, 2008** – CONSOL Energy Inc. and the Pittsburgh Penguins announce a 21-year deal for the naming rights for the new Pittsburgh multi-purpose arena. CONSOL Energy Center becomes home to the Pittsburgh Penguins in the 2010-11 NHL season.

**February 15, 2009** – The Penguins name Dan Bylsma interim head coach.

**February 16, 2009** – Dan Bylsma makes his Penguins debut in a 3-2 shootout loss to the New York Islanders.

**February 19, 2009** – Dan Bylsma wins his first NHL game as head coach, a 5-4 decision over Montreal.

**March 8, 2009** – Pittsburgh's 4-3 shootout victory at Washington ends the best five-game road trip in club history. The Penguins were a perfect 5-0.

**April 11, 2009** – Pittsburgh finishes the season with a 3-1 victory at Montreal. The Penguins went 18-3-4 for 40 points after Dan Bylsma was named interim head coach. Bylsma ties a record for the best 25-game start in NHL history for a coach hired during a season, joining Bep Guidolin (20-5-0, 40 points) with Boston in 1972-73. Bylsma's 40 points also tie him for second all-time for any coach's first 25 games, behind only Todd McLellan's 43 points (21-3-1; '08-09) in San Jose.

**May 4, 2009** – Game 2 of the conference semifinals features dueling hat tricks between superstars. Both Sidney Crosby and Washington's Alex Ovechkin recorded their first career postseason hat tricks.

**May 26, 2009** – The Penguins advance to their second straight Stanley Cup Final by eliminating the Hurricanes in a four-game sweep with a 4-1 Game 4 victory at Carolina.

**June 12, 2009** – Max Talbot scores both Pittsburgh goals in a 2-1 Game 7 victory at Detroit to lift the Penguins to their third Stanley Cup championship in franchise history.

**June 12, 2009** – Evgeni Malkin is named the Conn Smythe winner as postseason MVP, the third-youngest recipient of the award, after posting 36 postseason points [14G-22A].

**June 12, 2009** – Evgeni Malkin becomes the fifth player in NHL history since expansion to win the regular-season and postseason scoring title, and first since Mario Lemieux (1992).

**June 12, 2009** – Sidney Crosby becomes the youngest captain in NHL history to lead his team to a Stanley Cup championship.

**June 15, 2009** – Nearly 400,000 fans pack the streets of downtown Pittsburgh for the Penguins' Stanley Cup victory parade.

**September 10, 2009** – The Penguins visit President Barack Obama at the White House.

**October 2, 2009** – The Penguins raise their 2009 Stanley Cup championship banner as part of a spectacular pregame ceremony in their final home opener at Mellon Arena. Pittsburgh then bested the New York Rangers, 3-2.

**November 19, 2009** – Captain Sidney Crosby becomes one of 12,000 Canadians to carry the Vancouver 2010 Olympic Torch when he marches with the torch for three miles through downtown Halifax in his native province of Nova Scotia, Canada.

**February 16, 2010** – The Penguins send five Olympians to the 2010 Winter Games in Vancouver: Brooks Orpik [United States]; Sidney Crosby and Marc-Andre Fleury [Canada]; Evgeni Malkin and Sergei Gonchar [Russia].

**April 8, 2010** – The Penguins defeat the New York Islanders, 7-3, in the final regular-season contest at Mellon Arena. Prior to the game the Penguins hold a ceremony honoring


- more than 50 alumni, including Hall of Famers Mario Lemieux, Paul Coffey, Bryan Trottier, Craig Patrick and Larry Murphy.
- April 8, 2010** – Sidney Crosby becomes the third-youngest player (22 years, 244 days) in NHL history to reach 500 points with an assist.
- April 8, 2010** – Bill Guerin scores the final goal in regular-season history at Mellon Arena when he tallies 1:46 into the third period. Pascal Dupuis and Sidney Crosby pick up the assists.
- April 11, 2010** – Sidney Crosby scores his 50th and 51st goals of the season to win his first-ever Rocket Richard Trophy as the NHL goal-scoring leader. Crosby is the second Penguin (Mario Lemieux) to lead the league in goals, and eighth Penguin to score 50 goals in a season.
- May 12, 2010** – Despite goals from Chris Kunitz and Jordan Staal, the Penguins fall to the Montreal Canadiens, 5-2, in Game 7 of the Eastern Conference semifinals in what proves to be the final game in the history of Mellon Arena. Staal scores the Penguins' final goal at the "Igloo" with 3:30 minutes to play in the second period. Montreal's Brian Gionta tallies the final goal at the 10-minute mark of the third period.
- July 27, 2010** – Hall of Fame owner Mario Lemieux and captain Sidney Crosby become the first people to skate on the ice at CONSOL Energy Center.
- August 2, 2010** – The Penguins officially take operating control of CONSOL Energy Center.
- August 18, 2010** – Sir Paul McCartney officially opens CONSOL Energy Center by performing his "Up and Coming 2010 Tour" as part of the arena's Grand Opening Concert.
- September 18, 2010** – The Penguins hold their first official practice at CONSOL Energy Center when the team takes the ice for the first day of training camp.
- September 22, 2010** – The Penguins defeat Detroit, 5-1, in the first-ever (preseason) hockey game at CONSOL Energy Center.
- October 7, 2010** – The Penguins officially open CONSOL Energy Center as players and coaches enter the arena through a red-carpet ceremony. Hall of Fame owner Mario Lemieux concludes a riveting pregame ceremony by pouring water from the Mellon Arena ice onto the new surface at center ice.
- October 7, 2010** – The Penguins fall, 3-2, to Philadelphia in the first-ever regular-season game at CONSOL Energy Center.
- October 15, 2010** – Alex Goligoski's overtime game-winning goal secures a 3-2 defeat of the NY Islanders and the Penguins' first-ever win at CONSOL Energy Center.
- November 17, 2010** – The Penguins' consecutive sellout streak tops the three-million fan mark (3,018,894).
- December 15, 2010** – Episode One of HBO Sports' "24/7 Penguins-Capitals: Road to the NHL Winter Classic" - a four-part reality TV series - debuts.
- January 1, 2011** – The Penguins play host to the Washington Capitals at Heinz Field in the fourth NHL Winter Classic. Washington wins the game, 3-1.
- March 12, 2011** – The Penguins celebrate their 200th consecutive sellout (including playoffs) against Montreal.
- June 22, 2011** – Dan Bylsma becomes the first head coach in franchise history to win the Jack Adams Award as the NHL's "most outstanding coach."
- November 21, 2011** – Sidney Crosby tallies two goals and two assists in his return from a 61-game absence due to a concussion in a 5-0 defeat of the New York Islanders at CONSOL Energy Center.
- January 13, 2012** – Dan Bylsma becomes the second-winningest coach in franchise history with his 136th career victory in a 4-1 win at Florida.
- April 7, 2012** – Evgeni Malkin captures his second Art Ross Trophy as NHL scoring champion with his 50th goal and 109th point in a 4-2 win vs. Philadelphia.
- June 20, 2012** – Evgeni Malkin becomes just the ninth player in NHL history to win the Art Ross Trophy (NHL scoring leader), Hart Memorial Trophy (NHL MVP) and Ted Lindsay Award (NHLPA 'most outstanding player') in the same season at the NHL Awards Show in Las Vegas.
- June 22-23, 2012** – The Penguins host the 2012 NHL Draft at CONSOL Energy Center - the second time in team history the franchise hosted the draft. On June 22, the Penguins traded Jordan Staal to the Carolina Hurricanes for Brandon Sutter, Brian Dumoulin and the No. 8-overall selection - which they used to select defenseman Derrick Pouliot. With their other first-round pick the Penguins chose defenseman Olli Maatta.
- July 1, 2012** – Captain Sidney Crosby signs a 12-year contract extension to keep him with the franchise through the 2024-25 season.
- January 19, 2013** – Marc-Andre Fleury notches his 227th career regular-season win in a 3-1 victory against the Philadelphia Flyers, establishing a franchise record.
- March 26-April 2, 2013** – The Penguins record three straight shutouts for the first time in franchise history between March 26-30. Tomas Vokoun and Marc-Andre Fleury combine to post the longest shutout sequence (218:48) in team history between March 24-April 2.
- March 30, 2013** – The Penguins win 15 consecutive games between March 2-30, establishing the second-longest longest (tied) winning streak in NHL history. Pittsburgh becomes the first team in NHL history to post a perfect record (15-0) over a full calendar month (min: 10 games).
- April 2, 2013** – Brooks Orpik appears in his 622nd career game against the Buffalo Sabres - most among defensemen in franchise history.
- June 13, 2013** – Evgeni Malkin agrees to terms on an eight-year contract extension to keep him with the franchise through the 2021-22 season.

- June 14-15, 2013** – Sidney Crosby wins the Ted Lindsay Award (NHLPA most outstanding player) and Ray Shero is voted NHL General Manager of the Year.
- June 28-29, 2013** – Dan Bylsma is named head coach of the 2014 United States Olympic hockey team. Ray Shero is named the team's associate general manager.
- July 2, 2013** – Kris Letang agrees to terms on an eight-year contract extension to keep him with the franchise through the 2021-22 season.
- November 27, 2013** – The Penguins celebrate their 300th consecutive sellout with a 6-5 shootout win against the Toronto Maple Leafs at CONSOL Energy Center.
- January 7, 2014** – Head coach Dan Bylsma becomes the winningest coach in franchise history when he collects his 233rd career win during Pittsburgh's 5-4 shootout win at Vancouver.
- February 22-23, 2014** – Sidney Crosby and Chris Kunitz capture gold medals with Team Canada at the 2014 Winter Olympic Games in Sochi. Jussi Jokinen and Olli Maatta earn bronze medals with Finland.
- April 13, 2014** – Sidney Crosby wins his second career Art Ross Trophy after collecting a league-high 104 points. He went on to win the Hart Memorial Trophy as league MVP and the Ted Lindsay Award as the NHL's most outstanding player as voted by his peers.
- May 4-5, 2014** – Marc-Andre Fleury becomes the first goaltender in franchise history to record back-to-back playoff shutouts in Games 2 and 3 against the NY Rangers in the Second Round. Prior to this, the Penguins had never posted consecutive playoff shutouts as a team.
- June 6, 2014** – Jim Rutherford is named Penguins executive vice president and general manager.
- June 25, 2014** – Mike Johnston is named head coach of the Penguins.
- November 24, 2014** – Marc-Andre Fleury becomes the third-youngest (29 years, 361 days) and third-fastest (547 games) goalie to win 300 games as the Penguins defeat the Boston Bruins, 3-2 in overtime, at TD Garden.
- November 26, 2014** – Sidney Crosby becomes the sixth-fastest player (571 games) in NHL history to record 800 points with an assist against the Toronto Maple Leafs at CONSOL Energy Center.
- December 6, 2014** – Craig Adams appears in his 314th consecutive game in Pittsburgh's 3-2 win against Ottawa, surpassing Ron Schock to establish the longest consecutive games played streak in team history (streak ends at 319 games).
- March 12, 2015** – Evgeni Malkin collected his 700th career NHL point with an assist against the Edmonton Oilers at CONSOL Energy Center.
- March 24, 2015** – Hall of Fame broadcaster Mike Lange is honored by the Penguins prior to a game against the St. Louis Blues, celebrating his 40th year as the 'Voice of the Penguins'.
- July 1, 2015** – The Penguins acquire Phil Kessel, Tyler Biggs, Tim Erixon and a 2016 conditional second-round draft pick from the Toronto Maple Leafs in exchange for Nick Spaling, Kasperii Kapanen, Scott Harrington, a 2016 third-round draft pick and a 2016 conditional first-round draft pick.
- August 14, 2015** – The Penguins and UPMC officially open the UPMC Lemieux Complex in Cranberry, Pa. The state-of-the-art venue serves as a practice rink for the Penguins, as a medical and rehabilitation facility and a home to the Penguins Elite travel hockey program.
- September 29, 2015** – The Penguins defeat the Tampa Bay Lightning, 4-2, in the first-ever Kraft Hockeyville USA exhibition game at the War Memorial Arena in Johnstown, Pa. Fans across the country chose Johnstown during a nationwide vote. War Memorial Arena was given \$150,000 for arena upgrades as a result from winning.
- December 12, 2015** – Mike Sullivan is named head coach of the Penguins.
- April 7, 2016** – The Penguins establish a franchise-record eight-game road winning streak thanks to a 4-3 overtime win in Washington on a Sidney Crosby goal.
- May 4, 2016** – Patric Hornqvist scores 2:34 into overtime to give the Penguins a 3-2 win in Game 4 against the Washington Capitals, the first-ever playoff overtime win at CONSOL Energy Center.
- June 12, 2016** – Kris Letang's second-period goal gives the Penguins the lead for good in a 3-1 victory in Game 6 against the San Jose Sharks, helping Pittsburgh win the franchise's fourth Stanley Cup championship at the SAP Center at San Jose.
- June 12, 2016** – Sidney Crosby wins the Conn Smythe Trophy as the MVP of the 2016 Stanley Cup playoffs. Goalie Matt Murray earns his 15th win of the playoffs, equaling the NHL playoff record for wins by a rookie goaltender.
- June 15, 2016** – The City of Pittsburgh celebrates the Penguins' Stanley Cup victory by hosting a parade through downtown. Over 400,000 fans came out to support the team.
- June 22, 2016** – Jim Rutherford is crowned the NHL General Manager of the Year at the annual NHL Awards Show in Las Vegas. Ten days earlier, Rutherford became the first GM in the post-1967 NHL Expansion Era to lead two different franchises to Stanley Cup championships [Carolina, 2006].
- September 14, 2016** – The Penguins and CONSOL Energy Center host a World Cup exhibition doubleheader between the Czech Republic and North America during the afternoon, and Canada versus Russia at night.
- October 4, 2016** – PPG Paints signs a 20-year partnership for the naming rights to the Penguins' home facility, which will be called PPG Paints Arena.

# UNIFORM HISTORY



**Ken Schinkel (1970)**



**Syl Apps (1974)**



**Randy Carlyle (1983)**

The Penguins have experienced plenty of changes in their history and their uniforms are no exception.

When the Penguins made their NHL debut at home on October 11, 1967, the team wore the colors light blue, dark blue and white. Both the home (light blue) and road (white) uniforms simply had the word "PITTSBURGH" written diagonally down the front of the sweater with five white stripes with six thin navy blue stripes around the sleeves and bottom (home) and five dark blue stripes with six thin, white stripes around the sleeves and bottom (road). The logo, although not on the sweater, featured a hockey-playing penguin in a scarf over an inverted triangle, symbolizing the golden triangle of downtown Pittsburgh. The penguin and triangle were set inside a circle bearing the team name.

The following season (1968-69), the uniforms were changed so that the logo appeared on the game sweaters. The logo remained essentially the same, although the penguin was no longer wearing a scarf. The home (light blue) uniforms had a wide band of white trimmed in dark blue around each sleeve and the bottom, while the road (white) sweaters had bands of light blue trimmed in dark blue. The home (light blue) sweaters had white shoulder yokes and the road (white) sweaters had light blue shoulder yokes.

In the 1970-71 season the Penguins began wearing white at home and light blue on the road. The Penguins became one of the first teams in NHL history to wear nameplates featuring a player's last name above the number on the back of the jersey. The nameplates were only added to the home (white) jerseys in 1970-71.

The uniforms themselves were essentially unchanged from 1968-69 to 1971-72, until the circle around the logo was removed, leaving only a penguin and a triangle, midway through the 1971-72 season.

Beginning in 1972-73, the Penguins replaced the light blue with a bolder, royal blue color. During the Penguins' first seven years in the league, both home and road jerseys featured a lace-up collar at the base of the neck. The lace-up collars were also a thing of the past moving into the 1974-75 season.

Chevrons were used as the sleeves stripes for the 1974-75 season. Shaped in the form of an inverted V, the sleeve stripes were royal blue and white with navy blue cuffs on the home (white) jerseys. The road (royal blue) jerseys had white and navy blue sleeve stripes with white cuffs forming the chevrons. The waist striping also changed to match the chevrons with royal blue, white and navy blue moving down the home (white) uniforms and white, navy blue and white moving down the road (royal blue) uniforms.

The chevrons road (royal blue) uniform was done to the hem striping. From top to bottom, the hem striping was white, royal blue and navy blue. The home (white) uniforms reverted back to the 1972-73 and 1973-74 designs, but did not have the lace-up collar from those prior seasons. The collar was now a solid navy blue color.

For the 1977-78 season the uniforms were tri-colored with the Penguins doing away with the royal blue and bringing back the light blue the team wore in its first five seasons in the NHL. The home (white) uniforms featured navy blue sleeves with white and navy blue striping capped by light blue cuffs. The road (navy blue) uniforms featured white sleeves with light blue and white striping capped by navy blue cuffs. The front hem striping was light blue, white, navy blue and light blue on both the home (white) and road (navy blue) uniforms.

On Jan. 30, 1980 the Penguins wore black and gold for the first time. With the Steelers winning the Super Bowl and the Pirates capturing the World Series title in the same year, the Penguins hoped to gain fan support with aligning their colors with the other teams in the "City of Champions." Boston protested the color change to the NHL, arguing that black and gold had always been exclusively associated with the Bruins. However, the Penguins prevailed by virtue of a precedent set by the Pittsburgh Pirates hockey club of the late 1920s, which sported the colors.

The Penguins' new uniforms were the same design as the previous ones, with black replacing dark blue and gold replacing light blue. A third sleeve stripe was also added to both the home and road jerseys. The player numbers that were formerly on the sleeves were moved to the top of each shoulder. From 1980-81 through the 1984-85 season, the team alternated wearing gold sweaters with white at home, which also featured the tri-color sleeve striping.

On March 15, 1983, Baz Bastien, the Penguins general manager at the time, died tragically in a car accident as he returned home from a dinner honoring him. For the remainder of the 1982-83 season the Penguins added a black armband on the left sleeve of their home (white) jerseys.

For the 1988-89 season, the player numbers were moved from the shoulders to the sleeves as

they were prior to the Penguins adopting the black and gold color scheme.

The NHL All-Star Game made its first appearance in Pittsburgh on January 21, 1990. The Penguins wore a 41st NHL All-Star patch on the left shoulder of their jerseys in 1989-90 and the beginning of 1990-91. During the same time frame, the NHL shield logo appeared on the back right hem of every jersey worn in the NHL.

Advancing to the Stanley Cup Final for the first time in team history, the Penguins honored this achievement by wearing the 1991 Stanley Cup Final patch on their home and road jerseys during every game of the 1991 Stanley Cup Final vs. Minnesota.

The 1991-92 season marked the NHL's 75th anniversary. The Penguins added the NHL 75th Anniversary logo to the right chest of their jerseys that season. In addition, the Penguins were also celebrating their 25th anniversary after joining the league in 1967-68. The Penguins added their own anniversary patch to the right shoulder of the jerseys.

Head coach "Badger" Bob Johnson passed away on November 26, 1991. The following night, the Penguins honored the memory of Johnson with a candlelight ceremony and placed a "Badger" memorial patch on the left shoulder of their jerseys.

After reaching the Stanley Cup Final for the second consecutive season, the Penguins proudly donned their second Stanley Cup Final patch in as many years. This time, the Final patch was sewn onto a piece of white (home) or black (road) material and then the material swatch was sewn over the NHL 75th Anniversary patch on the right chest of the jersey.

The black and gold uniforms remained virtually unchanged until 1992-93, when the triangle and penguin logo was modernized. The home (white) sweaters featured the new logo on the front and gold shoulder inserts. The road (black) sweaters had the city's name diagonally down the front, much like the original team uniforms, with the new logo on each shoulder. Also in 1992-93, the Stanley Cup turned 100 years old and was honored by each team by having a commemorative patch added to their jerseys during the season. The Penguins wore the patch on the right chest of their home (white) jerseys and did not wear the patch on their road (black) jerseys due to the lack of an appropriate place to put the patch with the new "PITTSBURGH" diagonal jerseys with the new logos on each shoulder.

During the 1995-96 season, the Penguins were one of five NHL teams to introduce a third jersey. The Penguins' new uniform, which made its debut on Jan. 27, 1996 vs. the Philadelphia Flyers, featured a black background with a new, modernized midsection, shoulder and sleeve design that included innovative striping and a blend of team colors. The alternate uniform replaced the "PITTSBURGH" road jersey as the team's away uniform for 1997-98 season.

In 1999-00, the NHL commemorated the league's advance into the new millennium with an NHL2000 patch that was placed on the right chest of each team's jerseys in team colors. The Penguins' NHL2000 patch was black with silver lettering.

Traveling to Japan for the first two games of the 2000-01 season to face the Nashville Predators, the Penguins wore a commemorative GameOne/Japan patch on the right chest of their home (white) and black (road) jerseys.

On Oct. 28, 2000 the Penguins hosted the New Jersey Devils and introduced a new third jersey. The black sweater featured the popular "skating penguin" logo, which the team wore during its 1991 and 1992 Stanley Cup championship seasons, and the newest color addition, Vegas gold. This black jersey served as the Penguins' third jersey for the 2000-01 and 2001-02 seasons.

In 2002-03, the Penguins introduced a white counterpart to the black "skating penguin" and Vegas gold colored jerseys. These "skating penguin" uniforms served as the Penguins home and road jerseys from 2002-03 to 2006-07.

On Jan. 22, 2007 during the NHL All-Star break, the NHL and Reebok unveiled the new Rbk EDGE Uniform System. The Penguins' jerseys now feature thicker Vegas gold side sections, while the black and white body portions of the jersey go all the way to the bottom hem. The cuffs and underarms are black on the white-based jerseys and are white on the black-based uniforms. Additional Vegas gold inserts appear on the sleeves just below the numbers. The NHL shield also has moved from the back right hem to the base of the front neckline.


The Penguins wore retro jerseys when they battled the Sabres at the NHL Winter Classic on Jan. 1, 2008 at Ralph Wilson Stadium. The Penguins wore powder blue jerseys patterned after the 1968-69 uniforms. The jersey featured the Penguins logo inside a circle. There was a wide band of white trimmed in dark blue around each sleeve and the bottom with white shoulder yokes. The jersey became the club's official alternate third jersey.

In 2010-11 the Penguins opened the brand-new CONSOL Energy Center. To commemorate the event, the team wore a special patch at all home games featuring the team logo and outline of the new arena's spine.

The Penguins released a new Winter Classic uniform for their showdown with the Washington Capitals Jan. 1, 2011 at Heinz Field. Predominantly navy blue with light blue striped accents on the



**Paul Coffey (1988)**



**Mario Lemieux (1992)**



**Ron Francis (1993)**



**Tom Barrasso (1999)**



**Alexei Kovalev (2002)**



**Jordan Staal (2006)**



**Evgeni Malkin (2007)**

elbows and bottom, the jersey served as another alternate uniform for the season. The jerseys featured the team's inaugural skating penguin logo (which hadn't previously been worn on the jersey) on the crest and lace-up collar at the base of the neck.

For their third outdoor game on March 1, 2014 against the Chicago Blackhawks at Soldier Field as part of the NHL's Stadium Series, the Penguins wore a unique uniform that utilized secondary colors within the team's existing color palates.

It featured a chrome-treated Penguins logo design inspired from the chrome details of the NHL shield, a dynamic and modern look to conventional team identity. Numbering on the back of the jerseys was enlarged and sleeve numbers were angled to improve visibility in outdoor venues.

The Penguins went back to the future during the 2014-15 season, unveiling 'Pittsburgh Gold' third jerseys reminiscent of the sweaters the Penguins wore during their back-to-back Stanley Cup championship seasons of 1991 and '92.

At the outset of the team's 50th season in 2016-17, the Penguins announced that they would be returning full-time to a 'Pittsburgh Gold' color scheme, eliminating Vegas gold. The third jersey from the '14-15 and '15-16 seasons became the full-time home jersey, with an accompanying white version added for road contests.



**Sidney Crosby (2008)**



**Marc-Andre Fleury (2008)**



**Evgeni Malkin (2011)**



**Chris Kunitz (2014)**



**Marc-Andre Fleury (2014)**

# UNIFORM NUMBERS

- 1** Hank Bassen, Joe Daley, Paul Hoganson, Cam Newton, Roy Edwards, Jim Rutherford, Bob Johnson, Gordon Laxton, Denis Herron, Rob Holland, Paul Harrison, Steve Guenette, Pat Riggin, Wendell Young, Rob Dopson, Peter Skudra, Johan Hedberg, John Curry, Brent Johnson, Thomas Greiss
- 2** Leo Boivin, Duane Rupp, Bob Paradise, Ed Van Impe, Tom Edur, Tom Bladon, Pat Price, Gilles Lupien, Brian Lundberg, Phil Bourque, Greg Fox, Joe McDonnell, Todd Charlesworth, Chris Dahlquist, Jim Paek, Chris Tamer, Josef Melichar, Hal Gill, Nate Guenin, Matt Niskanen, Adam Clendening
- 3** Al MacNeil, John Arbour, Bob Woytowich, Tim Horton, Jack Lynch, Ron Stackhouse, Bennett Wolf, Norm Schmidt, Doug Bodger, Jim Kyte, Jim Paek, Grant Jennings, Sergei Zubov, Stefan Bergkvist, Dan Trebil, Marc Bergevin, Jamie Pushor, Steve Poapst, Mark Eaton, Alex Goligoski, Douglas Murray, **Olli Maatta**
- 4** Noel Price, Bob Blackburn, Dave Burrows, Dale Tallon, Paul Baxter, Marty McSorley, Phil Bourque, Greg Fox, Chris Dahlquist, Dwight Schofield, Larry Murphy, Gord Dineen, Greg Andrusak, Greg Hawgood, Corey Foster, Kevin Hatcher, Jeff Norton, Bobby Dollas, Jamie Pushor, Mike Wilson, Dan Focht, Cory Cross, Noah Welch, Jordan Leopold, Zbynek Michalek, Mark Eaton, Rob Scuderi, **Justin Schultz**
- 5** Dick Mattiussi, Ted Lanyon, Bryan Watson, Ab DeMarco, Barry Wilkins, Steve Lyon, Mario Faubert, Lex Hudson, Ron Meighan, Bryan Maxwell, Mike Rowe, Ville Siren, Gord Dineen, Ulf Samuelsson, Brad Werenka, Janne Laukkanen, Patrick Boileau, Rob Scuderi, Darryl Sydor, Deryk Engelland, **David Warsofsky**
- 6** Dunc McCallum, Tracy Pratt, Sheldon Kannegiesser, Ron Jones, Colin Campbell, Tom Price, Kim Clackson, Bennett Wolf, Errol Thompson, Greg Hotham, Jim Johnson, Todd Charlesworth, Scott Young, Jeff Chychrun, Peter Ahola, Mike Ramsey, Drake Berehowsky, Neil Wilkinson, Bob Boughner, Mike Wilson, Rick Berry, Richard Lintner, Nolan Baumgartner, Martin Strbak, Ryan Whitney, Joel Kwiatkowski, Ben Lovejoy, Scott Harrington, **Trevor Daley**
- 7** Art Stratton, Lou Angotti, Bryan Hextall, Steve Durbano, Russ Anderson, Rick MacLeish, Ian Turnbull, Rod Buskas, Joe Mullen, Andrew Ference, Kelly Buchberger, Matt Hussey, Michel Ouellet, Mark Eaton, Paul Martin, **Matt Cullen**
- 8** Val Fonteyne, Jim Wiley, Rick Kehoe, Hartland Monahan, Dave Schultz, Mike Meeker, Bob Stewart, Dave Burrows, Randy Boyd, Tom O'Regan, Petteri Lehto, Terry Ruskowski, Perry Ganchar, Bryan Smolinski, Kevin Miller, Garry Valk, Bobby Dollas, Hans Jonsson, Matt Bradley, Mark Recchi, Andrew Hutchinson, **Brian Dumoulin**
- 9** Andy Bathgate, Charlie Burns, Billy Hicke, Al McDonough, Chuck Arnason, Simon Nolet, Blair Chapman, Mark Johnson, Stan Jonathan, Rich Sutter, Ron Flockhart, John Chabot, Wilf Paie-ment, Andrew McBain, Tony Tanti, Ron Francis, Len Barrie, Dan Quinn, Greg Johnson, German Titov, Rene Corbet, Jeff Toms, Rico Fata, Andy Hilbert, Pascal Dupuis
- 10** Earl Ingarfield, George Swarbrick, Keith McCreary, Robin Burns, Ted Snell, Pierre Larouche, Peter Lee, Gary Rissling, Bob Errey, Wayne Babych, Ron Duguay, Dan Quinn, Barry Pederson, Ron Francis, Ville Nieminen, John LeClair, Gary Roberts, Mark Let-estu, Tanner Glass, Brenden Morrow, Christian Ehrhoff
- 11** Gene Ubriaco, Tracy Pratt, Nick Harbaruk, Bernie Lukowich, Vic Hadfield, John Flesch, Tom Cassidy, George Ferguson, Anders Hakansson, Rocky Saganiuk, Tim Tookey, Troy Loney, Dwight Mathiasen, Lee Giffin, Alain Lemieux, Warren Young, John Cul- len, Alek Stojanov, Shawn Antoski, Darius Kasparaitis, Alexandre Daigle, Lasse Pirjeta, Guillaume Lefebvre, Jordan Staal, **Kevin Porter**
- 12** Ken Schinkel, Blaine Stoughton, Kelly Pratt, Greg Malone, Mitch Lamoureux, Dean DeFazio, Tom O'Regan, Tom Roulston, Bob Errey, Larry Depalma, Troy Murray, Chris Wells, Sean Pronger, Martin Sonnenberg, Billy Tibbetts, Michal Sivek, Ryan Malone, Chris Bourque, Brett Sterling, Richard Park, Jarome Iginla, Chuck Kobasew, Ben Lovejoy
- 13** Jim Hamilton, Charlie Simmer, Alex Goligoski, Bill Guerin, Nick Spaling, **Nick Bonino**
- 14** Billy Dea, Rick Kessell, Ron Snell, Lowell MacDonald, Rene Robert, Wayne Bianchin, Nick Libett, Doug Shedden, Dan Quinn, Chris Kontos, Bryan Erickson, Jock Callander, Gordie Roberts, Dave Tippett, Markus Naslund, Ladislav Karabin, Mike Hudson, Brad Lauer, Stu Barnes, Pat Falloon, Milan Kraft, Shane Endicott, Chris Minard, **Chris Kunitz**
- 15** Bob Dillabough, Billy Harris, George Swarbrick, Steve Cardwell, Lowell MacDonald, Yvon Labre, Brian McKenzie, Rick Kessell, Bob McManama, Stan Gilbertson, Pat Boutette, Gary Rissling, Randy Cunneyworth, Dave Capuano, Doug Smith, Randy Gilhen, Shawn McEachern, Dmitri Mironov, Josef Beranek, Robert Dome, Roman Simicek, Wayne Primeau, Brian Holzinger, Niklas Nordgren, Michael Zigomanis, Dustin Jeffrey, Tanner Glass
- 16** Wayne Hicks, Ron Snell, Glen Sather, Sheldon Kannegiesser, Ron Lalonde, Lew Morrison, Derek Sanderson, Kim Davis, Mike Meeker, Gary McAdam, Bennett Wolf, Marc Chorney, Bryan Max- well, Mark Taylor, Jim McGeough, Kevin LaVallee, Charlie Simmer, Steve Gotaas, Jay Caufield, Mike Hudson, Joe Dziedzic, Eddie Olczyk, Jeff Serowik, Dennis Bonvie, Kris Beech, Erik Christensen, Paul Bissonnette, Chris Conner, Cal O'Reilly, Brandon Sutter, **Eric Fehr**

- 17** Billy Speer, Bill LeCaine, Ron Schock, Rick Kehoe, Lee Giffin, Brad Aitken, Tomas Sandstrom, Peter Ferraro, Brian Bonin, Tom Chorske, Toby Petersen, Matt Murley, Karl Stewart, Petr Sykora, Mike Rupp, Zach Boychuk, Dustin Jeffrey, Taylor Pyatt, Blake Comeau, **Bryan Rust**
- 18** George Konik, Wally Boyer, Lowell MacDonald, Ross Lonsberry, Kevin McClelland, Tom Roulston, Craig Simpson, Jimmy Mann, Mark Recchi, Richard Zemplak, Jeff Daniels, Ken Priestley, Francois Leroux, Garry Valk, Patrick Lebeau, Ryan Savoia, Josef Beranek, Shean Donovan, Steve Webb, Eric Boguniecki, Dominic Moore, Adam Hall, Marian Hossa, Chris Conner, James Neal
- 19** Bob Rivard, Jean Pronovost, Dale Tallon, Greg Sheppard, Rick MacLeish, Grant Sasser, Arto Javanainen, Willy Lindstrom, Dave McLlwain, Randy Gilhen, Bryan Trottier, Vladimir Vujtek, Rico Fata, Ramzi Abid, Ryan Whitney, Mike Comrie, Jason Williams, Beau Bennett
- 20** Ab McDonald, Bob Woytowich, Dean Prentice, Robin Burns, John Stewart, Steve Cardwell, Yvon Labre, Jacques Cossette, Yves Bergeron, Pete Mahovlich, Paul Marshall, Gregg Shepard, Paul Gardner, Gary Rissling, Moe Mantha, Dave Hunter, Dave Hannan, Perry Ganchar, Jamie Leach, Jeff Daniels, Luc Robitaille, Bryan Smolinski, Stu Barnes, Greg Johnson, Roman Oksiuta, Robert Lang, Mathias Johansson, Mike Eastwood, Colby Armstrong, Janne Pesonen, Rob Klinkhammer
- 21** Keith McCreary, Michel Briere
- 22** Paul Andrea, Greg Polis, Bob Kelly, Brian Spencer, Kim Davis, Mike Bullard, Neil Belland, Dwight Mathiasen, Jim McGeough, Chris Joseph, Wayne Van Dorp, Steve Dykstra, Paul Stanton, Rick Tocchet, Norm Maciver, Jason Woolley, Sven Butenschon, Dan LaCouture, Randy Robitaille, Matt Murley, Ric Jackman, Chris Thorburn, Jeff Taffe, Tim Wallace, Matt D'Agostini, Lee Stempniak, Kael Moullierat
- 23** Bill Speer, Mel Pearson, Bob Woytowich, Ted Lanyon, Jean Guy Legace, Doug Barrie, Rick Kessel, John Stewart, Bob Leiter, Eddie Shack, Larry Bignell, Nelson DeBenedet, Ed Gilbert, Jim Hamilton, Rod Schutt, Gary Rissling, Doug Lecuyer, Rich Sutter, Andy Brickley, Wally Weir, Randy Hillier, Kjell Samuelsson, Paul Stanton, Chris Joseph, Domenic Pittis, Fredrik Olausson, Victor Ignatjev, Steve Leach, John Jakopin, Dan Trebil, Steve McKenna, Shane Endicott, Eric Boguniecki, Alexei Ponikarovsky, Ryan Craig, Trevor Smith, Chris Conner, Steve Downie, **Scott Wilson**
- 24** Gary Swain, Rod Zaine, Tim Horton, Eddie Schack, Jean Guy Lagace, Larry Bignell (playoffs only), Mario Faubert, Don Awrey, Bob Paradise, Pat Hughes, Marc Chorney, Pat Graham, Rob Garner, Ted Bulley, Kevin McCarthy, Roger Belanger, Dwight Mathiasen, Troy Loney, Doug Brown, Ian Moran, Lyle Odelein, Kris Beech, Matt Cooke, Bobby Farnham
- 25** Bill Speer, Robin Burns, John Stewart, Darryl Edestrand, Nick Beverly, Dennis Owchar, Greg Redquest, Tom Cassidy, Tom Price, Randy Carlyle, Kevin McCarthy, Ted Nolan, Norm Schmidt, Alek Stojanov, Dan Kesa, Jeff Norton, Kevin Stevens, Marc Bergevin, Maxime Talbot, Eric Tangradi, Andrew Ebbett
- 26** Jim Morrison, Dunc McCallum, Jim Morrison, Mike McMahon, Syl Apps, Pete Mahovlich, Orest Kindrachuk, Paul Mulvey, Steve Gatzos, Troy Loney, Ted Bulley, Wayne Babych, Mike Blaisdell, Mark Kachowski, Mike Stapleton, Richard Park, Dave McLlwain, Petr Klima, Darius Kasparaitis, Garry Valk, Frantisek Kucera, Kent Manderville, Landon Wilson, Ronald Petrovicky, Ruslan Fedotenko, Eric Tangradi, Steve Sullivan, Mark Arcobello, Daniel Winnik
- 27** Jim Morrison, Joe Noris, Jim Shires, Hank Nowak, Yves Bergeron, Pete LaFramboise, Mike Corrigan, Jacques Cossette, Rod Schutt, Todd Charlesworth, Gilles Meloche, Scott Bjugstad, Gilbert Delorme, Jamie Leach, Glen Murray, Eddie Olczyk, Alexei Kovalev, Georges Laraque, Craig Adams
- 28** Ron Stackhouse, Harvey Bennett, Mario Faubert, Gene Carr, Tom Price, Jim Hamilton, Bob Simpson, Tim Hrynewich, Rocky Saganiuk, Bruce Crowder, Robert Geale, Steve Gatzos, Dan Frawley, Gordie Roberts, Kjell Samuelsson, Greg Andrusak, Jeff Christian, Craig Muni, Dan Kesa, Todd Hlushko (playoffs only), Michal Rozsival, Matt Hussey, Jani Rita, Nils Ekman, Adam Hall, Eric Godard, **Ian Cole**
- 29** Al Smith, Jim Rutherford, Denis Herron, Andy Brown, Gary Inness, Bob Stumpf, Dunc Wilson, Greg Millen, Michel Dion, Phil Bourque, Markus Naslund, Tyler Wright, Krzysztof Oliwa, Brooks Orpik, **Marc-Andre Fleury**
- 30** Les Binkley, Marv Edwards, Cam Newton, Andy Brown, Gary Inness, Bob Taylor, Gordon Laxton, Paul Gardner, Kim Davis, Gary Edwards, Roberto Romano, Steve Guenette, Alain Chevrier, Francois Leroux, Philippe DeRouville, Jean-Sebastien Aubin, Dany Sabourin, **Matt Murray**
- 31** Michel Plasse, Nick Ricci, Vincent Tremblay, Brian Ford, Carl Mokosak, Rick Tabaracci, Tom Barrasso, Ken Wregget, Ron Tugnutt, Rich Parent, Sebastien Caron
- 32** Dave Hannan, Dave Goertz, Dwight Mathiasen, Pat Mayer, Peter Taglianetti, John Slaney, Harry York, Greg Crozier, Dick Tarnstrom, Alain Nasreddine, Chris Minard, Mathieu Garon, Pierre-Luc Letourneau-Leblond
- 33** Tony Feltrin, Bob Simpson, Rocky Saganiuk, Bob Gladney, Doug Bodger, Mike Rowe, Mitch Wilson, Zarley Zalapski, Bryan Fogarty, Marty McSorley, Jim McKenzie, Stefan Bergqvist, Alex Hicks, Dan LaCouture, Guillaume Lefebvre, Reid Simpson, Ziggy Palffy, Eric Cairns, Ryan Stone, Steve MacIntyre



- 34** Andre St. Laurent, Tom Thornbury, Greg Tebbutt, Randy Hillier, Ted Nolan, Todd Charlesworth, Lee Giffin, Dwight Mathiasen, Scott Young, Dave Michayluk (playoffs only), Greg Brown, Rusty Fitzgerald, Jeff Christian, Peter Popovic, Garth Snow, Ross Lupaschuk, Ramzi Abid, Jonathan Filewich, Bobby Farnham, **Tom Kuhnhackl**
- 35** Roberto Romano, Warren Young, Darren Lowe, Ron Duguay, Brad Aitken, Tom Barrasso, Ty Conklin
- 36** Jock Callander, Pat Neaton, Greg Andrusak, Corey Foster, Brad Lauer, J.J. Daigneault, Matthew Barnaby, Tom Kostopoulos, Andre Roy, Connor James, John Curry, Jussi Jokinen, Bryan Rust
- 37** Justin Duberman, Ladislav Karabin, Ian Moran (playoffs only), Greg Andrusak, Norm Maciver, Kip Miller, Tom Kostopoulos, Mikael Samuelsson, Ryan VandenBussche, Jarkko Ruutu, Bill Thomas, Brian Strait, Jeff Zatkoff
- 38** Scott Gruhl, Jiri Hrdina, Peter Allen, Andreas Johansson, Jan Hrdina, Jeff Taffe, Jonathan Filewich, Mark Letestu, Nick Johnson, Colin McDonald, Zach Sill
- 39** Mike Needham, Peter Allen, Joel Bouchard, Jon Sim, Chris Minard, Luca Caputi, Brad Thiessen, Harry Zolnierczyk, David Perron
- 40** Frank Pietrangelo, Patrick Lalime, Andy Chiodo, Alexander Pechurskiy, Nick Drazenovic, Maxim Lapierre, **Oskar Sundqvist**
- 41** Shane Endicott, Jocelyn Thibault, Nathan Smith, Martin Skoula, Robert Bortuzzo, **Daniel Sprong**
- 42** Tuomas Gronman, Dustin Jeffrey, Nick Johnson, Corey Potter, Dylan Reese
- 43** Jeff Daniels, Tomas Surovy, Philippe Boucher, Scott Wilson, **Conor Sheary**
- 44** Todd Nelson, Drake Berehowsky, Ed Patterson, Rob Brown, Stephane Richer, Brooks Orpik, Taylor Chorney
- 45** Mike Needham (playoffs only), Glen Mulvenna, Peter Ferraro, Martin Sonnenberg, Rob Scuderi, Arron Asham, Adam Payerl, **Josh Archibald**
- 46** Victor Ignatjev, Pavel Skrbek, Jeff Toms, Joe Vitale, Dominik Uher
- 47** Chris Ferraro, Maxim Galanov, Kent Manderville, Michal Sivek, Micki DuPont, Tim Brent, Simon Despres, **Tom Sestito**
- 48** Sven Butenschon, Jeff Serowik, Konstantin Koltsov, Tyler Kennedy
- 49** Greg Andrusak, Matt Hussey, Brian Gibbons, **Dominik Simon**
- 50** Martin Brochu
- 51** Dave Roche, **Derrick Pouliot**
- 52** Rusty Fitzgerald
- 54** Alexandre Picard
- 55** Larry Murphy, Drake Berehowsky, Ric Jackman, Sergei Gonchar, Philip Samuelsson
- 56** Sergei Zubov, Eric Tangradi
- 57** Chris Ferraro, Shawn Heins, Marcel Goc, David Perron
- 58** **Kris Letang**
- 59** Robert Dome, Michel Ouellet, Carl Sneepe, Jayson Megna
- 61** Luca Caputi, Sergei Plotnikov
- 62** **Carl Hagelin**
- 63** Tim Wallace
- 65** Ben Lovejoy
- 66** Mario Lemieux
- 67** Alex Goligoski, Paul Bissonnette
- 68** Jaromir Jagr
- 71** Jiri Slegr, Konstantin Koltsov, **Evgeni Malkin**
- 72** Jeff Christian, Eric Meloche, Alex Kovalev, **Patric Hornqvist**
- 74** Jay McKee
- 76** Richard Park

- 77 Paul Coffey
- 81 Miroslav Satan, **Phil Kessel**
- 82 Martin Straka
- 85 Petr Klima
- 87 **Sidney Crosby**
- 92 Rick Tocchet, Tomas Vokoun
- 93 Petr Nedved
- 95 Aleksey Morozov

# HONORS/AWARDS

## PROFESSIONAL HOCKEY HALL OF FAME

Red Kelly	1969
Tim Horton	1977
Andy Bathgate	1978
Leo Boivin	1986
William 'Scotty' Bowman	1991
Bob Johnson	1992
Mario Lemieux	1997
Bryan Trottier	1997
Joe Mullen	2000
Craig Patrick	2001
Paul Coffey	2004
Larry Murphy	2004
Herb Brooks	2006
Ron Francis	2007
Luc Robitaille	2009

## U.S. HOCKEY HALL OF FAME

Bob Paradise	1989
Herb Brooks	1990
Bob Johnson	1991
Jack Kelley	1993
Craig Patrick	1996
Joe Mullen	1998
Gordie Roberts	1999
Mike Ramsey	2001
Mark Johnson	2004
Tom Barrasso	2009
John LeClair	2009
Kevin Hatcher	2010
Eddie Olczyk	2012
Bill Guerin	2013

## RETIRED NUMBERS

Michel Briere	21
Mario Lemieux	66

## LADY BYNG MEMORIAL TROPHY

Rick Kehoe	1981
Ron Francis	1995, 1998

## CONN SMYTHE TROPHY

Mario Lemieux	1991, 1992
<b>Evgeni Malkin</b>	<b>2009</b>
<b>Sidney Crosby</b>	<b>2016</b>

## 50 GOAL CLUB

Pierre Larouche	1975-76
Jean Pronovost	1975-76
Rick Kehoe	1980-81
Mike Bullard	1983-84
Mario Lemieux	1986-87, 1987-88, 1988-89, 1992-93, 1995-96, 1996-97
Kevin Stevens	1991-92, 1992-93
Jaromir Jagr	1995-96, 2000-01
<b>Sidney Crosby</b>	<b>2009-10</b>
<b>Evgeni Malkin</b>	<b>2011-12</b>

## 100 POINT CLUB

Pierre Larouche	1975-76
Jean Pronovost	1975-76
Mario Lemieux	1984-85, 1985-86, 1986-87, 1987-88, 1988-89, 1989-90, 1991-92, 1992-93, 1995-96, 1996-97
Rob Brown	1988-89
Paul Coffey	1988-89, 1989-90
Mark Recchi	1990-91
Kevin Stevens	1991-92, 1992-93
Rick Tocchet	1992-93
Ron Francis	1992-93, 1995-96
Jaromir Jagr	1995-96, 1997-98, 1998-99, 2000-01
<b>Sidney Crosby</b>	<b>2005-06, 2006-07, 2008-09, 2009-10, 2013-14</b>
<b>Evgeni Malkin</b>	<b>2007-08, 2008-09, 2011-12</b>

## MAURICE "ROCKET" RICHARD TROPHY

<b>Sidney Crosby</b>	<b>2010</b>
----------------------	-------------

## ART ROSS TROPHY

Mario Lemieux	1988, 1989, 1992, 1993, 1996, 1997
Jaromir Jagr	1995, 1998, 1999, 2000, 2001
<b>Sidney Crosby</b>	<b>2007, 2014</b>
<b>Evgeni Malkin</b>	<b>2009, 2012</b>

## HART MEMORIAL TROPHY

Mario Lemieux	1988, 1993, 1996
Jaromir Jagr	1999
<b>Sidney Crosby</b>	<b>2007, 2013</b>
<b>Evgeni Malkin</b>	<b>2012</b>

**CALDER MEMORIAL TROPHY**

Mario Lemieux 1985

**Evgeni Malkin 2007****JAMES NORRIS TROPHY**

Randy Carlyle 1981

**FRANK J. SELKE TROPHY**

Ron Francis 1995

**BILL MASTERTON MEMORIAL TROPHY**

Lowell MacDonald 1973

Mario Lemieux 1993

**TED LINDSAY/LESTER B. PEARSON AWARD**

Mario Lemieux 1986, 1988, 1993, 1996

Jaromir Jagr 1999, 2000

**Sidney Crosby 2007, 2013, 2014****Evgeni Malkin 2012****JACK ADAMS AWARD**

Dan Bylsma 2011

**MARK MESSIER LEADERSHIP AWARD****Sidney Crosby 2010****DODGE PERFORMER OF THE YEAR**

Mario Lemieux 1988, 1989

**DODGE PERFORMANCE OF THE YEAR**

Mario Lemieux 1988

**DODGE RAM TOUGH AWARD**

Mario Lemieux 1989

**PRO SET NHL PLAYER OF THE YEAR**

Mario Lemieux 1992

**NHL PLUS/MINUS AWARD**

Mario Lemieux 1993

Ron Francis 1995

Pascal Dupuis 2013

**GENERAL MANAGER OF THE YEAR AWARD**

Ray Shero 2013

**Jim Rutherford 2016****NHL FIRST-TEAM ALL-STAR**

Randy Carlyle - D 1981

Mario Lemieux - C 1988, 1989, 1993, 1996, 1997

Paul Coffey - D 1989

Kevin Stevens - LW 1992

Jaromir Jagr - RW 1995, 1996, 1998, 1999, 2000, 2001

**Sidney Crosby - C 2007, 2013, 2014, 2016****Evgeni Malkin - C 2008, 2009, 2012**

James Neal - RW 2012

**Chris Kunitz - LW 2013****NHL SECOND-TEAM ALL-STAR**

Mario Lemieux - C 1986, 1987, 1992, 2001

Paul Coffey - D 1990

Kevin Stevens - LW 1991, 1993

Tom Barrasso - G 1993

Larry Murphy - D 1993, 1995

Jaromir Jagr - RW 1997

**Sidney Crosby - C 2010, 2015****Kris Letang - D 2013, 2016****NHL ALL-ROOKIE TEAM**

Mario Lemieux - C 1985

Warren Young - LW 1985

Zarley Zalapski - D 1989

Jaromir Jagr - RW 1991

Patrick Lalime - G 1997

Sebastien Caron - G 2003

Ryan Malone - LW 2004

**Sidney Crosby - C 2006****Evgeni Malkin - C 2007**

Jordan Staal - C 2007

# ALL-STAR GAME

SEASON	SITE	TEAM	PLAYER	G/MP	A	PTS/GA
2015-16	Nashville	Metropolitan	Evgeni Malkin	1	1	2
			Kris Letang	1	0	1
2014-15	Columbus	Foligno	Marc-Andre Fleury	20	--	7
			Sidney Crosby\$	--	--	--
			Evgeni Malkin\$	--	--	--
2013-14	No Game Played					
2012-13	No Game Played					
2011-12	Ottawa	Chara	Evgeni Malkin	1	1	2
		Alfredsson	James Neal	0	1	1
		Alfredsson	Kris Letang	0	1	1
2010-11	Carolina	Staal	Kris Letang	2	0	2
		Lidstrom	Marc-Andre Fleury*	20	--	4
			Sidney Crosby*\$	--	--	--
			Evgeni Malkin*\$	--	--	--
2009-10	No Game Played					
2008-09	Montreal	Eastern Conference	Sidney Crosby*\$	--	--	--
			Evgeni Malkin*	1	0	1
2007-08	Atlanta	Eastern Conference	Sidney Crosby*\$	--	--	--
			Evgeni Malkin#	0	2	2
			Sergei Gonchar	0	0	0
2006-07	Dallas	Eastern Conference	Sidney Crosby*	0	0	0
2005-06	No Game Played					
2004-05	No Game Played					
2003-04	Minnesota	Eastern Conference	No Penguins Selected			
2002-03	Sunrise, FL	Eastern Conference	Alexei Kovalev	0	0	0
			Mario Lemieux\$	--	--	--
2001-02	Los Angeles	North America	Mario Lemieux	1	0	1
2000-01	Denver	World	Jaromir Jagr*\$	--	--	--
		World	Alexei Kovalev	1	1	2
		North America	Mario Lemieux	1	1	2
1999-00	Toronto	World	Jaromir Jagr*	1	0	1
1998-99	Tampa Bay	World	Jaromir Jagr*	0	1	1
		World	Martin Straka	0	0	0
1997-98	Vancouver	World	Jaromir Jagr	1	0	1
1996-97	San Jose	Eastern Conference	Mario Lemieux*	2	1	3
		Eastern Conference	Kevin Hatcher	0	0	0
		Eastern Conference	Jaromir Jagr*\$	--	--	--
1995-96	Boston	Eastern Conference	Mario Lemieux*	0	2	2
		Eastern Conference	Jaromir Jagr*	1	0	1

\* - Voted to starting lineup

\$ - Missed game due to injury

&amp; - Named to replace Lemieux # - Named to replace Crosby

SEASON	SITE	TEAM	PLAYER	G/MP	A	PTS/GA
		Eastern Conference	Ron Francis	0	1	1
<b>1994-95</b>	No Game Played					
<b>1993-94</b>	New York [MSG]	Eastern Conference	Jaromir Jagr\$	--	--	--
		Eastern Conference	Larry Murphy	0	0	0
		Eastern Conference	Joe Mullen	1	1	2
<b>1992-93</b>	Montreal	Wales Conference	Mario Lemieux*\$	--	--	--
		Wales Conference	Kevin Stevens*	1	2	3
		Wales Conference	Jaromir Jagr*	1	1	2
		Wales Conference	Rick Tocchet&	2	0	2
<b>1991-92</b>	Philadelphia	Wales Conference	Mario Lemieux*	0	1	1
		Wales Conference	Paul Coffey*	0	0	0
		Wales Conference	Kevin Stevens*	1	0	1
		Wales Conference	Jaromir Jagr*	0	1	1
		Wales Conference	Bryan Trottier	1	0	1
<b>1990-91</b>	Chicago	Wales Conference	Paul Coffey*	0	0	0
		Wales Conference	John Cullen	0	1	1
		Wales Conference	Mark Recchi	0	0	0
		Wales Conference	Kevin Stevens	1	0	1
<b>1989-90</b>	Pittsburgh	Wales Conference	Paul Coffey	0	2	2
		Wales Conference	Mario Lemieux* (MVP)	4	0	4
<b>1988-89</b>	Edmonton	Wales Conference	Rob Brown	0	0	0
		Wales Conference	Paul Coffey*	0	0	0
		Wales Conference	Mario Lemieux*	1	1	2
<b>1987-88</b>	St. Louis	Wales Conference	Paul Coffey*	0	0	0
		Wales Conference	Mario Lemieux* (MVP)	3	3	6
<b>1986-87</b>	Quebec (2 gms)	NHL ALL-STARS	Mario Lemieux*	0	3	3
<b>1985-86</b>	Hartford	Wales Conference	Mario Lemieux*	0	0	0
<b>1984-85</b>	Calgary	Wales Conference	Mario Lemieux* (MVP)	2	1	3
<b>1983-84</b>	New Jersey	Wales Conference	Mike Bullard	0	0	0
<b>1982-83</b>	New York [LI]	Wales Conference	Rick Kehoe	0	0	0
<b>1981-82</b>	Washington	Wales Conference	Randy Carlyle	0	1	1
		Wales Conference	Michel Dion	30	--	2
<b>1980-81</b>	Los Angeles	Wales Conference	Randy Carlyle	0	0	0
		Wales Conference	Rick Kehoe	0	1	1
<b>1979-80</b>	Detroit	Wales Conference	Ron Stackhouse	1	0	1
<b>1978-79</b>	New York [MSG]	NHL ALL-STARS	No Penguins Selected			
<b>1977-78</b>	Buffalo	Wales Conference	Jean Pronovost	0	0	0
<b>1976-77</b>	Vancouver	Wales Conference	Jean Pronovost	0	0	0
<b>1975-76</b>	Philadelphia	Wales Conference	Dave Burrows	0	0	0
		Wales Conference	Pierre Larouche	0	0	0
		Wales Conference	Jean Pronovost	0	0	0

\* - Voted to starting lineup

\$ - Missed game due to injury

&amp; - Named to replace Lemieux # - Named to replace Crosby

SEASON	SITE	TEAM	PLAYER	G/MP	A	PTS/GA
<b>1974-75</b>	Montreal	Wales Conference	Syl Apps (MVP)	2	0	2
		Wales Conference	Jean Pronovost	0	0	0
<b>1973-74</b>	Chicago	Western Conference	Dave Burrows	0	0	0
		Western Conference	Lowell MacDonald	1	1	2
		Western Conference	Al McDonough	1	0	1
<b>1972-73</b>	New York [MSG]	Western Conference	Lowell MacDonald	0	1	1
		Western Conference	Greg Polis (MVP)	2	0	2
<b>1971-72</b>	Bloomington, MN	Western Conference	Greg Polis	0	0	0
<b>1970-71</b>	Boston	Western Conference	Greg Polis	0	0	0
<b>1969-70</b>	St. Louis	Western Conference	Dean Prentice	1	0	1
		Western Conference	Bob Woytowich	0	1	1
<b>1968-69</b>	Montreal	Western Conference	Ken Schinkel	0	0	0
<b>1967-68</b>	Toronto	NHL ALL-STARS	Ken Schinkel	0	0	0

\* - Voted to starting lineup

\$ - Missed game due to injury

&amp; - Named to replace Lemieux

# - Named to replace Crosby

# ATTENDANCE

## Regular Season

YEAR	ATTENDANCE	# of DATES	AVG. ATTENDANCE	SELLOUTS	CAPACITY
1967-68	274,049	37	7,407	0	12,580
1968-69	228,285	38	6,008	0	12,580
1969-70	265,936	38	6,998	0	12,580
1970-71	377,182	39	9,671	3	12,580
1971-72	375,711	39	9,634	5	12,580
1972-73	436,601	39	11,195	7	12,866
1973-74	396,197	39	10,159	4	13,431
1974-75	448,977	40	11,224	11	13,404
1975-76	458,198	40	11,455	0	16,402
1976-77	401,580	40	10,040	1	16,404
1977-78	421,933	40	10,548	2	16,033
1978-79	457,209	40	11,430	3	16,033
1979-80	426,156	40	10,653	2	16,033
1980-81	413,407	40	10,335	0	16,033
1981-82	451,965	40	11,299	5	16,033
1982-83	336,300	40	8,408	1	16,033
1983-84	273,550	40	6,839	0	16,033
1984-85	400,711	40	10,018	4	16,033
1985-86	503,020	40	12,576	13	16,033
1986-87	598,614	40	14,965	26	16,033
1987-88	606,638	40	15,166	26	16,168
1988-89	629,345	40	15,734	34	16,025
1989-90	640,700	40	16,018	34	#16,015
1990-91	637,072	40	15,927	28	16,164
1991-92	639,736	40	15,993	32	16,164
1992-93	660,290	41	16,105	30	16,164
1993-94	685,589	41	16,714	11	17,537
1994-95	386,599	24	16,108	9	17,181
1995-96	665,790	41	16,239	20	17,181
1996-97	684,346	41	16,691	21	17,181
1997-98	617,815	41	15,069	7	16,958
1998-99	607,822	41	14,825	5	16,958
1999-00	636,199	41	15,517	13	16,958
2000-01	655,926	40	16,398	26	16,958
2001-02	641,641	41	15,650	18	16,958
2002-03	604,970	41	14,755	8	16,958
2003-04	486,961	41	11,877	1	16,940
2005-06	647,975	41	15,804	12	16,940
<b>* Club Record</b>		<b># Capacity increased to 16,236 after home game #25</b>			



## Regular Season

YEAR	ATTENDANCE	# of DATES	AVG. ATTENDANCE	SELLOUTS	CAPACITY
2006-07	673,422	41	16,424	30	16,940
2007-08	700,193	41	17,078	*41	16,940
2008-09	682,298	40	17,058	40	16,940
2009-10	700,211	41	17,078	*41	16,940
2010-11	729,628	40	18,241	40	18,087
2011-12	761,224	41	18,567	*41	18,387
2012-13	447,560	24	*18,648	24	18,387
2013-14	*763,334	41	18,618	*41	18,387
2014-15	763,319	41	18,618	*41	18,387
2015-16	760,586	41	18,551	*41	18,387
<b>* Club Record</b>		<b># Capacity increased to 16,236 after home game #25</b>			

## Playoffs

YEAR	ATTENDANCE	# of DATES	AVG. ATTENDANCE	SELLOUTS
1969-70	53,592	5	10,718	2
1971-72	25,515	2	12,758	1
1974-75	66,833	5	13,367	4
1975-76	13,626	1	13,626	0
1976-77	25,967	2	12,984	0
1978-79	45,702	3	15,234	2
1979-80	26,901	2	13,451	0
1980-81	26,688	2	13,344	0
1981-82	25,457	2	12,729	0
1988-89	96,150	6	16,025	6
1990-91	210,132	*13	16,164	*13
1991-92	161,640	10	16,164	10
1992-93	129,312	8	16,164	8
1993-94	46,412	3	15,471	0
1994-95	114,894	7	16,413	2
1995-96	171,597	10	17,159	9
1996-97	34,710	2	17,355	2
1997-98	48,437	3	16,146	1
1998-99	99,787	6	16,631	4
1999-00	84,924	5	16,984	4
2000-01	137,184	8	17,148	8
2006-07	34,264	2	17,132	2
2007-08	188,452	11	17,132	11
2008-09	188,452	11	17,132	11
2009-10	119,924	7	17,132	7
2010-11	73,939	4	18,485	4
2011-12	55,819	3	18,606	3
2012-13	149,041	8	18,630	8
2013-14	130,411	7	18,630	7
2014-15	37,264	2	*18,632	2
2015-16	*241,979	*13	18,614	*13
<b>* Club Record</b>				

# TRAINING CAMP

## Sites and Records by Year

YEAR	SITE	PRESEASON RECORD
1967-68	Brantford, Ont.	4-1-1
1968-69	Brantford, Ont.	1-5-2
1969-70	Brantford, Ont.	4-1-2
1970-71	Brantford, Ont.	4-3-2
1971-72	Brantford, Ont.	3-2-3
1972-73	Brantford, Ont.	5-4-1
1973-74	Brantford, Ont.	4-2-3
1974-75	Brantford, Ont.	5-4-0
1975-76	Pittsburgh, PA	2-3-3
1976-77	Pittsburgh, PA	7-3-0
1977-78	Pittsburgh, PA	4-3-0
1978-79	Pittsburgh, PA	3-5-0
1979-80	Pittsburgh, PA	3-4-1
1980-81	Pittsburgh, PA	1-3-2
1981-82	Erie/Johnstown, PA	4-1-2
1982-83	Johnstown, PA	1-3-3
1983-84	Johnstown, PA	3-4-1
1984-85	Pittsburgh, PA	2-4-0
1985-86	Pittsburgh, PA	1-5-0
1986-87	Pittsburgh, PA	2-6-0
1987-88	Pittsburgh, PA	5-1-2
1988-89	Pittsburgh, PA	6-3-0
1989-90	Pittsburgh, PA	4-5-1
1990-91	Pittsburgh, PA	7-2-0
1991-92	Pittsburgh, PA/Denver, CO	4-3-2
1992-93	Pittsburgh, PA	3-5-1
1993-94	Pittsburgh, PA	5-4-0
1994-95	Pittsburgh, PA	3-5-1
1995-96	Canonsburg, PA	3-5-1
1996-97	Canonsburg, PA	2-6-1
1997-98	Canonsburg, PA	4-4-0

YEAR	SITE	PRESEASON RECORD
1998-99	Canonsburg, PA	4-2-3
1999-00	Canonsburg, PA	2-3-0-1
2000-01	Canonsburg/Wilkes-Barre, PA	3-4-0-0
2001-02	Canonsburg/Wilkes-Barre, PA	1-2-3-0
2002-03	Canonsburg/Wilkes-Barre, PA	2-4-1-0
2003-04	Canonsburg, PA	2-4-1-0
2005-06	Pittsburgh/Wilkes-Barre, PA	2-6-2
2006-07	Pittsburgh, PA/Moncton, New Brunswick	2-2-3
2007-08	Pittsburgh, PA	1-3-2
2008-09	Pittsburgh, PA	4-0-1
2009-10	Pittsburgh, PA	1-4-1
2010-11	Pittsburgh, PA	5-1-0
2011-12	Pittsburgh, PA	5-1-0
2012-13	Pittsburgh, PA	---
2013-14	Pittsburgh, PA/West Point, NY	3-2-1
2014-15	Pittsburgh, PA	3-3-0
2015-16	Pittsburgh, PA	3-5-0
2016-17	Pittsburgh, PA	3-3-0

# TEAM AWARDS

## Michel Briere Memorial Trophy - Rookie Of The Year

The Michel Briere Memorial Trophy is awarded to the Penguins player judged to be the best rookie on the team. The trophy is presented in memory of the late Michel Briere, who was an outstanding forward in his only season with the Penguins in 1969-70.

1967-68	Les Binkley	1983-84	Roberto Romano	1999-00	Jean-Sebastien Aubin
1968-69	Jean Pronovost	1984-85	Mario Lemieux	2000-01	No Winner
1969-70	Michel Briere	1985-86	Jim Johnson	2001-02	Johan Hedberg
1970-71	Greg Polis	1986-87	No Winner	2002-03	No Winner
1971-72	Dave Burrows	1987-88	Rob Brown	2003-04	Ryan Malone
1972-73	No Winner	1988-89	Zarley Zalapski	2005-06	Sidney Crosby
1973-74	Ron Lalonde	1989-90	Mark Recchi	2006-07	Evgeni Malkin & Jordan Staal
1974-75	Pierre Larouche	1990-91	Jaromir Jagr	2007-08	Kris Letang
1975-76	No Winner	1991-92	Jim Paek	2008-09	No Winner
1976-77	Greg Malone	1992-93	Shawn McEachern	2009-10	No Winner
1977-78	Peter Lee	1993-94	No Winner	2010-11	Mark Letestu
1978-79	Greg Millen & Rod Schutt	1994-95	No Winner	2011-12	No Winner
1979-80	Paul Marshall	1995-96	No Winner	2012-13	Simon Despres
1980-81	Mark Johnson	1996-97	Patrick Lalime	2013-14	Olli Maatta
1981-82	Mike Bullard	1997-98	Peter Skudra	2014-15	Derrick Pouliot
1982-83	Dave Hannan	1998-99	Jan Hrdina	2015-16	Bryan Rust

## Players' Player Award

The players hold a vote at the end of the season for the player they feel exemplifies leadership for the team both on and off of the ice, and who is dedicated to teamwork.

1967-68	No Award	1983-84	Denis Herron	2000-01	Martin Straka
1968-69	Val Fonteyne	1984-85	Warren Young	2001-02	Alexei Kovalev & Ian Moran
1969-70	Jean Pronovost & Dean Prentice	1985-86	Terry Ruskowski	2002-03	No Winner Announced
1970-71	Jean Pronovost	1986-87	Dan Quinn & Terry Ruskowski	2003-04	Kelly Buchberger
1971-72	Jean Pronovost	1987-88	Mario Lemieux	2005-06	John LeClair
1972-73	Lowell MacDonald	1988-89	Randy Hillier	2006-07	Mark Recchi
1973-74	Jean Pronovost	1989-90	Randy Hillier	2007-08	Ryan Malone
1974-75	Ron Schock	1990-91	Mark Recchi	2008-09	Eric Godard
1975-76	Jean Pronovost	1991-92	Joe Mullen	2009-10	Jordan Staal
1976-77	Denis Herron	1992-93	Mario Lemieux	2010-11	Brooks Orpik
1977-78	Denis Herron	1993-94	Ron Francis	2011-12	Brooks Orpik
1978-79	Greg Malone	1994-95	Ron Francis	2012-13	Brooks Orpik
1979-80	Rick Kehoe	1995-96	Ron Francis	2013-14	Brooks Orpik
1980-81	Rick Kehoe	1996-97	Joe Mullen	2014-15	Marc-Andre Fleury
1981-82	Mike Bullard	1997-98	Ron Francis	2015-16	Marc-Andre Fleury
1982-83	Pat Boutette	1998-99	Jaromir Jagr & Martin Straka		
		1999-00	Martin Straka		

### Baz Bastien Memorial Award - Good Guy Award

The Good Guy Award is presented by the Pittsburgh chapter of the Professional Hockey Writers Association to the player who the local media want to acknowledge for his cooperation throughout the year. The award is presented in the memory of the late Aldege "Baz" Bastien, Penguins general manager from 1976-83.

1983-84	Gary Rissling	1995-96	Petr Nedved	2008-09	Sidney Crosby & Brooks Orpik
1984-85	Gary Rissling	1996-97	Ken Wregget	2009-10	Sidney Crosby & Marc-Andre Fleury
1985-86	Terry Ruskowski	1997-98	Ron Francis	2010-11	Mike Rupp
1986-87	Dan Frawley	1998-99	Jiri Slegr	2011-12	Marc-Andre Fleury & Pascal Dupuis
1987-88	Randy Cunneynworth	1999-00	Rob Brown	2012-13	Matt Niskanen
1988-89	Jim Johnson	2000-01	Alexei Kovalev	2013-14	Matt Niskanen
1989-90	Troy Loney	2001-02	Johan Hedberg	2014-16	No Winner
1990-91	Phil Bourque	2002-03	Steve McKenna		
1991-92	Larry Murphy	2003-04	Brooks Orpik		
1992-93	Kevin Stevens	2005-06	Sidney Crosby		
1993-94	Joe Mullen	2006-07	Pittsburgh Penguins team		
1994-95	Larry Murphy	2007-08	Ryan Whitney		

### DEFENSIVE PLAYER OF THE YEAR

The award honors the defensive skills of an individual player on the team.

2008-09	Jordan Staal	2011-12	Brooks Orpik & Marc-Andre Fleury	2013-14	Matt Niskanen
2009-10	Brooks Orpik	2012-13	Paul Martin	2014-15	Kris Letang
2010-11	Brooks Orpik			2015-16	Kris Letang

### Bob Johnson Memorial Badger Bob Award

Presented in the memory of the Penguins' late head coach. The "Badger Bob" Award is presented to the player who, through his performance on the ice, his character and total dedication to his teammates for the success of the team, shows that every day is "A Great Day For Hockey."

1994-95	Ron Francis & Joe Mullen	1998-99	Martin Straka	2001-02	Ian Moran
1995-96	Jaromir Jagr	1999-00	Jiri Slegr	2002-16	No Winner Announced
1996-97	Joe Mullen	2000-01	Martin Straka & Darius Kasparaitis		
1997-98	Ron Francis				

## The Edward J. Debartolo Community Service Award

The award recognizes the players who have donated a considerable amount of time during the season to community and charity projects.

1991-92	Troy Loney & Phil Bourque	2000-01	Bob Boughner	2008-09	Eric Godard
1992-93	Jim Paek & Shawn McEachern	2001-02	Andrew Ference	2009-10	Sidney Crosby
1993-94	Ken Wregget & Tom Barrasso	2002-03	Johan Hedberg & Steve McKenna	2010-11	Max Talbot & Mike Rupp
1994-95	Ron Francis & Bryan Trottier	2003-04	Steve McKenna & Rico Fata	2011-12	Evgeni Malkin
1995-96	Dave Roche	2005-06	Ryan Malone, Marc-Andre Fleury, Colby Armstrong & Ryan Whitney	2012-13	Matt Cooke
1996-97	Joe Dziedzic & Chris Tamer	2006-07	Mark Recchi	2013-14	Marc-Andre Fleury
1997-98	Chris Tamer & Tyler Wright	2007-08	Georges Laraque	2014-15	Paul Martin
1998-99	Rob Brown & Tyler Wright			2015-16	Sidney Crosby
1999-00	Matthew Barnaby & Ian Moran				

## A.T. Caggiano Memorial Booster Club Award

Presented in the memory of longtime Penguins locker room attendant Anthony "A.T." Caggiano. Booster Club Members vote for the three stars after every home game and tally their votes at the end of the regular season to determine the winner.

1974-75	Vic Hadfield	1989-90	Mario Lemieux	2005-06	Sidney Crosby
1975-76	Dave Burrows	1990-91	Mark Recchi	2006-07	Sidney Crosby
1976-77	Dunc Wilson	1991-92	Mario Lemieux	2007-08	Evgeni Malkin
1977-78	Denis Herron	1992-93	Mario Lemieux	2008-09	Evgeni Malkin
1978-79	Randy Carlyle	1993-94	Ron Francis	2009-10	Sidney Crosby
1979-80	George Ferguson	1994-95	Jaromir Jagr	2010-11	Marc-Andre Fleury
1980-81	Randy Carlyle	1995-96	Mario Lemieux	2011-12	Evgeni Malkin
1981-82	Michel Dion	1996-97	Mario Lemieux	2012-13	Sidney Crosby and Marc-Andre Fleury
1982-83	Michel Dion	1997-98	Jaromir Jagr	2013-14	Sidney Crosby and Marc-Andre Fleury
1983-84	Mike Bullard	1998-99	Jaromir Jagr	2014-15	Marc-Andre Fleury
1984-85	Mario Lemieux	1999-00	Jean-Sebastien Aubin	2015-16	No Winner
1985-86	Mario Lemieux	2000-01	Alexei Kovalev		
1986-87	Mario Lemieux	2001-02	Alexei Kovalev		
1987-88	Mario Lemieux	2002-03	Mario Lemieux		
1988-89	Mario Lemieux	2003-04	Ryan Malone		

## Masterton Nominee – Comeback Player

The Pittsburgh chapter of the Professional Hockey Writers Association votes for the Penguins' Masterton nominee. Each NHL team selects a Masterton candidate from which the overall winner is chosen. The Masterton candidate is nominated as the player who best exemplifies the qualities of perseverance, sportsmanship and dedication to hockey.

1982-83	Greg Malone	1993-94	Kevin Stevens	2005-06	John LeClair
1983-84	Denis Herron	1994-95	John Cullen	2006-07	Alain Nasreddine
1984-85	Gary Rissling & Warren Young	1995-96	Ron Francis	2007-08	Ty Conklin
1985-86	Terry Ruskowski	1996-97	Joe Mullen	2008-09	Mark Eaton
1986-87	Randy Cunneynworth	1997-98	Rob Brown	2009-10	Bill Guerin
1987-88	Randy Hillier	1998-99	Darius Kasparaitis	2010-11	Deryk Engelland
1988-89	Phil Bourque	1999-00	Darius Kasparaitis	2011-12	Matt Cooke
1989-90	Mario Lemieux	2000-01	Ian Moran	2012-13	Sidney Crosby
1990-91	Mario Lemieux	2001-02	Stephane Richer	2013-14	Kris Letang
1991-92	Joe Mullen	2002-03	Martin Straka	2014-15	Kris Letang
1992-93	Mario Lemieux	2003-04	Landon Wilson	2015-16	Pascal Dupuis

## Most Valuable Player Award

Based on the overall contribution the player makes to the team.

1967-68	Les Binkley	1983-84	Mike Bullard	2001-02	Alexei Kovalev
1968-69	Keith McCreary	1984-85	Mario Lemieux	2002-03	Mario Lemieux
1969-70	Jean Pronovost	1985-86	Mario Lemieux	2003-04	Dick Tarnstrom
1970-71	Ron Schock	1986-87	Mario Lemieux	2005-06	Sidney Crosby
1971-72	Jean Pronovost	1987-88	Mario Lemieux	2006-07	Sidney Crosby
1972-73	Dave Burrows	1988-89	Mario Lemieux	2007-08	Evgeni Malkin
1973-74	Syl Apps, Dave Burrows, Jean Pronovost & Lowell MacDonald	1989-90	Mario Lemieux	2008-09	Evgeni Malkin
1974-75	Ron Schock & Ron Stackhouse	1990-91	Mark Recchi	2009-10	Sidney Crosby
1975-76	Pierre Larouche	1991-92	Mario Lemieux	2010-11	Marc-Andre Fleury
1976-77	Dunc Wilson	1992-93	Mario Lemieux	2011-12	Evgeni Malkin
1977-78	Pete Mahovlich	1993-94	Ron Francis	2012-13	Sidney Crosby
1978-79	Ron Stackhouse & Orest Kindrachuk	1994-95	Jaromir Jagr	2013-14	Sidney Crosby
1979-80	George Ferguson	1995-96	Mario Lemieux	2014-15	Marc-Andre Fleury
1980-81	Randy Carlyle	1996-97	Mario Lemieux	2015-16	Sidney Crosby
1981-82	Michel Dion	1997-98	Ron Francis & Jaromir Jagr		
1982-83	Doug Shedden	1998-99	Jaromir Jagr		
		1999-00	Jaromir Jagr		
		2000-01	Mario Lemieux		

# 1967-68

## Highlights

- Andy Bathgate scores the first franchise goal against Rogie Vachon and Montreal on Oct. 11.
- Pittsburgh records the first victory in franchise history on Oct. 13, 3-1 at St. Louis.
- The Penguins record their first home win, 4-2, over Chicago on Oct. 21. They also become the first expansion team to defeat one of the "Original Six."
- Les Binkley records Pittsburgh's first shutout, 1-0, on Nov. 4 at Oakland.
- Ken Schinkel represents the Penguins at the NHL All-Star Game in Toronto.

## Transactions

**June 6, 1967** - Obtained Paul Andrea, Dunc McCallum and George Konik from the New York Rangers for Larry Jeffrey.

**Feb. 27, 1968** - Obtained Wayne Hicks from Philadelphia for Art Stratton.

## Scoring

PLAYERS	GP	G	A	PTS	PIM
Andy Bathgate	74	20	39	59	55
Ab McDonald	74	22	21	43	38
Art Stratton	70	16	25	41	20
Ken Schinkel	57	14	25	39	19
Earl Ingarfield	50	15	22	37	12
Val Fonteyne	69	6	28	34	0
Gene Ubriaco	65	18	15	33	16
Noel Price	70	6	27	33	48
Paul Andrea	65	11	21	32	2
Billy Dea	73	16	12	28	6
Keith McCreary	70	14	12	26	44
Leo Boivin	73	9	13	22	74
Wayne Hicks	47	6	14	20	8
Bob Dillabough	47	7	12	19	18
Bob Rivard	27	5	12	17	4
Bill Speer	68	3	13	16	44
George Konik	52	7	8	15	26
Al MacNeil	74	2	10	12	58
Dunc McCallum	32	0	2	2	36
Dick Mattiussi	32	0	2	2	18
Mel Pearson	2	0	1	1	0
Ted Lanyon	5	0	0	0	4
Hank Bassen	25	0	0	0	8
Les Binkley	54	0	0	0	0

## Goaltenders

GOALIE	W-L-O	GP	MP	GA	SO	GAA
Les Binkley	20-24-10	54	3141	151	6	2.88
Hank Bassen	7-10-3	25	1299	62	1	2.86
<b>TOTALS</b>	<b>27-34-13</b>	<b>74</b>	<b>4440</b>	<b>216</b>	<b>7</b>	<b>2.92</b>



## Games

DATE	RESULT	SCORE	OPPONENT
Oct. 11	L	1-2	MONTREAL
Oct. 13	W	3-1	St. Louis
Oct. 14	L	2-4	ST. LOUIS
Oct. 18	T	3-3	MINNESOTA
Oct. 19	L	0-1	Philadelphia
Oct. 21	W	4-2	CHICAGO
Oct. 22	L	4-6	New York
Oct. 25	W	4-1	OAKLAND
Oct. 28	L	3-5	LOS ANGELES
Oct. 29	L	2-4	Boston
Nov. 1	W	4-1	Minnesota
Nov. 4	W	1-0	Oakland
Nov. 8	T	1-1	PHILADELPHIA
Nov. 9	L	1-5	Detroit
Nov. 11	L	1-5	ST. LOUIS
Nov. 15	W	5-0	PHILADELPHIA
Nov. 18	W	5-3	St. Louis
Nov. 22	W	4-1	BOSTON
Nov. 24	L	3-5	Los Angeles
Nov. 25	T	2-2	Oakland
Nov. 29	W	6-1	OAKLAND
Dec. 2	L	1-4	NEW YORK
Dec. 3	L	1-6	Detroit
Dec. 6	L	2-7	Chicago
Dec. 9	W	3-2	Minnesota
Dec. 10	L	4-7	MINNESOTA
Dec. 13	W	2-1	Toronto
Dec. 16	T	1-1	CHICAGO
Dec. 17	L	1-2	Philadelphia
Dec. 21	L	1-4	Los Angeles
Dec. 23	W	4-0	MINNESOTA
Dec. 25	W	4-3	LOS ANGELES
Dec. 27	T	0-0	OAKLAND
Dec. 29	L	1-2	St. Louis
Dec. 30	L	2-5	DETROIT
Jan. 4	W	4-3	LOS ANGELES
Jan. 6	T	2-2	PHILADELPHIA
Jan. 7	L	1-3	Philadelphia
Jan. 10	L	3-4	MONTREAL

DATE	RESULT	SCORE	OPPONENT
Jan. 12	W	4-3	TORONTO
Jan. 13	L	0-7	Toronto
Jan. 17	T	1-1	Oakland
Jan. 18	L	2-3	Los Angeles
Jan. 20	W	8-5	DETROIT
Jan. 21	L	3-4	Minnesota
Jan. 27	L	3-5	LOS ANGELES
Jan. 28	W	1-0	Boston
Jan. 31	L	4-9	St. Louis
Feb. 1	W	2-0	ST. LOUIS
Feb. 3	T	3-3	TORONTO
Feb. 7	W	4-1	Oakland
Feb. 8	L	1-3	Los Angeles
Feb. 10	T	2-2	NEW YORK
Feb. 14	W	6-3	MINNESOTA
Feb. 16	L	1-3	ST. LOUIS
Feb. 17	L	3-4	Montreal
Feb. 21	T	1-1	PHILADELPHIA
Feb. 24	L	1-3	OAKLAND
Feb. 25	W	2-1	Philadelphia
Feb. 27	L	3-5	BOSTON
Mar. 2	T	6-6	OAKLAND
Mar. 6	L	2-4	St. Louis
Mar. 7	T	2-2	Minnesota
Mar. 9	W	3-1	LOS ANGELES
Mar. 13	L	3-4	Chicago
Mar. 16	L	4-6	Montreal
Mar. 17	L	0-3	New York
Mar. 20	W	4-2	ST. LOUIS
Mar. 23	L	0-3	Minnesota
Mar. 24	T	4-4	MINNESOTA
Mar. 26	W	2-1	Los Angeles
Mar. 27	W	7-4	Oakland
Mar. 30	W	2-0	Philadelphia
Mar. 31	W	5-1	PHILADELPHIA

Home games in all CAPS

**27-34-13, 5th, Western Division**

# 1968-69

## Highlights

- The Penguins record their first franchise victory in Montreal, 5-2, on Jan. 2.
- Ken Schinkel makes his second appearance in the NHL All-Star Game.
- Keith McCreary scores 25 goals to pace the Penguins.
- The Penguins finish the season with a six-game unbeaten streak (5-0-1).

## Transactions

**June 11, 1968** - Obtained Lou Angotti from St. Louis for Ab McDonald.

**Nov. 29, 1968** - Obtained Billy Harris from Oakland for Bob Dillabough.

**Jan. 24, 1969** - Obtained Duane Rupp from Minnesota for Leo Boivin.

**Jan. 30, 1969** - Obtained George Swarbrick, Bryan Watson and Tracy Pratt from Oakland for Earl Ingarfield, Dick Mattiussi and Gene Ubriaco.

## Goaltenders

GOALIE	W-L-O	GP	MP	GA	SO	GAA
Joe Daley	10-13-3	29	1615	87	2	3.23
Les Binkley	10-31-8	50	2885	158	0	3.29
Marv Edwards	0-1-0	1	60	3	0	3.00
<b>TOTALS</b>	<b>20-45-11</b>	<b>76</b>	<b>4560</b>	<b>252</b>	<b>2</b>	<b>3.32</b>

## Scoring

PLAYERS	GP	G	A	PTS	PIM
Ken Schinkel	76	18	34	52	18
Charlie Burns	76	13	38	51	22
Keith McCreary	70	25	23	48	42
Earl Ingarfield	66	16	30	46	12
Jean Pronovost	76	16	25	41	41
Gene Ubriaco	75	19	18	37	28
Lou Angotti	71	17	20	37	36
Val Fonteyne	74	12	17	29	2
Wally Boyer	62	10	19	29	17
Bob Woytowich	71	9	20	29	62
Leo Boivin	69	6	19	25	42
Billy Harris	73	7	17	24	10
George Swarbrick	69	4	19	23	103
Noel Price	73	2	18	20	61
Bob Dillabough	62	7	12	19	6
Billy Dea	66	10	8	18	4
Dunc McCallum	62	5	13	18	81
Duane Rupp	59	5	11	16	32
Paul Andrea	25	7	6	13	2
Dick Mattiussi	36	1	11	12	30
Bryan Watson	68	2	7	9	132
Bill Speer	34	1	4	5	27
Tracy Pratt	18	0	5	5	34
Ron Snell	4	3	1	4	6
Doug Barrie	8	1	1	2	8
Gary Swain	9	1	1	2	0
John Arbour	17	0	2	2	35
Jean-Guy Lagace	17	0	1	1	14
Bill Lecaine	4	0	0	0	0
Joe Daley	29	0	0	0	2
Les Binkley	50	0	0	0	0
Marv Edwards	1	0	0	0	0

## Games

DATE	RESULT	SCORE	OPPONENT
Oct. 12	T	1-1	MONTREAL
Oct. 16	T	2-2	Toronto
Oct. 17	L	0-3	Philadelphia
Oct. 19	L	1-5	BOSTON
Oct. 23	L	5-8	CHICAGO
Oct. 26	W	4-2	ST. LOUIS
Oct. 30	L	3-7	New York
Nov. 2	L	2-3	Los Angeles
Nov. 3	W	3-1	Oakland
Nov. 6	L	1-3	ST. LOUIS
Nov. 7	L	4-5	Montreal
Nov. 9	L	0-3	PHILADELPHIA
Nov. 13	L	5-6	Chicago
Nov. 14	L	4-6	CHICAGO
Nov. 16	L	1-2	NEW YORK
Nov. 20	L	2-5	Toronto
Nov. 21	W	3-1	OAKLAND
Nov. 23	T	2-2	LOS ANGELES
Nov. 27	T	3-3	TORONTO
Nov. 28	W	3-2	Chicago
Nov. 30	W	4-2	Los Angeles
Dec. 1	T	4-4	Oakland
Dec. 4	L	2-7	DETROIT
Dec. 7	T	1-1	St. Louis
Dec. 8	L	1-4	TORONTO
Dec. 11	W	4-2	Minnesota
Dec. 14	L	1-2	LOS ANGELES
Dec. 15	L	3-5	Boston
Dec. 17	L	2-8	Philadelphia
Dec. 21	L	1-3	MINNESOTA
Dec. 22	L	1-3	Chicago
Dec. 25	W	6-3	DETROIT
Dec. 26	L	2-3	St. Louis
Dec. 28	L	3-4	OAKLAND
Dec. 31	L	3-4	MONTREAL
Jan. 2	W	5-2	Montreal
Jan. 4	T	1-1	PHILADELPHIA
Jan. 5	L	1-2	Detroit
Jan. 9	W	7-2	MINNESOTA

DATE	RESULT	SCORE	OPPONENT
Jan. 11	L	2-4	OAKLAND
Jan. 12	L	4-8	Boston
Jan. 15	W	3-1	Minnesota
Jan. 16	L	2-3	Detroit
Jan. 18	L	0-4	Los Angeles
Jan. 19	L	3-6	Oakland
Jan. 23	L	1-3	MINNESOTA
Jan. 25	L	0-2	TORONTO
Jan. 26	L	3-5	Philadelphia
Jan. 29	L	1-2	ST. LOUIS
Feb. 1	T	2-2	PHILADELPHIA
Feb. 2	L	3-7	New York
Feb. 5	W	3-2	NEW YORK
Feb. 8	L	2-4	LOS ANGELES
Feb. 9	L	1-3	Minnesota
Feb. 12	L	0-2	St. Louis
Feb. 15	T	4-4	OAKLAND
Feb. 16	L	0-4	MONTREAL
Feb. 19	W	3-0	BOSTON
Feb. 20	L	0-3	Detroit
Feb. 22	W	3-2	DETROIT
Feb. 27	W	4-3	CHICAGO
Mar. 1	T	3-3	Toronto
Mar. 2	L	0-4	Boston
Mar. 5	W	4-2	ST. LOUIS
Mar. 8	L	3-5	NEW YORK
Mar. 12	L	3-4	New York
Mar. 15	L	1-3	Los Angeles
Mar. 16	L	2-7	Oakland
Mar. 19	L	2-3	BOSTON
Mar. 20	L	3-5	Montreal
Mar. 22	W	2-1	St. Louis
Mar. 23	W	5-0	MINNESOTA
Mar. 25	W	3-1	Minnesota
Mar. 26	W	8-4	LOS ANGELES
Mar. 29	T	3-3	Philadelphia
Mar. 30	W	2-1	PHILADELPHIA

Home games in all CAPS

20-45-11, 5th, Western Division

# 1969-70

## Highlights

- Leonard "Red" Kelly is named Penguins coach on July 2.
- Bob Woytowich and Dean Prentice are named to the Western Division All-Star squad.
- Dean Prentice sets a new Penguins mark with 26 goals during the regular season.
- The Penguins sweep the Oakland Seals, 4-0, in the team's first playoff appearance.
- Red Kelly is named *The Hockey News*' "Coach of the Year."

## Transactions

**June 6, 1969** - Obtained Ron Schock and Craig Cameron from St. Louis for Lou Angotti and a first-round choice in the 1971 NHL Draft.

**Oct. 28, 1969** - Obtained Mike McMahon from Detroit for Billy Dea.

## Goaltenders

GOALIE	W-L-O	GP	MP	GA	SO	GAA
Joe Daley	1-5-3	9	528	26	0	2.95
Al Smith	15-20-8	46	2555	129	2	3.03
Les Binkley	10-13-1	27	1477	79	3	3.21
<b>TOTALS</b>	<b>26-38-12</b>	<b>76</b>	<b>4560</b>	<b>238</b>	<b>5</b>	<b>3.13</b>

## Scoring

PLAYERS	GP	G	A	PTS	PIM
Dean Prentice	75	26	25	51	14
Ken Schinkel	72	20	25	45	19
Michel Briere	76	12	32	44	20
Jean Pronovost	72	20	21	41	45
Bob Woytowich	68	8	25	33	49
Bryan Hextall	66	12	19	31	87
Ron Schock	76	8	21	29	40
Keith McCreary	60	18	8	26	67
Glen Sather	76	12	14	26	114
Val Fonteyne	68	11	15	26	2
Wally Boyer	72	11	12	23	34
Nick Harbaruk	74	5	17	22	56
Jim Morrison	59	5	15	20	40
Duane Rupp	64	2	14	16	18
Tracy Pratt	65	5	7	12	124
Bob Blackburn	60	4	7	11	51
Bryan Watson	61	1	9	10	189
Mike McMahon	12	1	3	4	19
Rick Kessell	8	1	2	3	2
Ron Snell	3	0	1	1	0
George Swarbrick	12	0	1	1	8
Les Binkley	27	0	1	1	0
Dunc McCallum	14	0	0	0	16
Al Smith	46	0	0	0	20
Bench					4

## Games

DATE	RESULT	SCORE	OPPONENT
Oct. 11	T	2-2	OAKLAND
Oct. 15	T	3-3	PHILADELPHIA
Oct. 18	T	3-3	BOSTON
Oct. 19	L	0-4	Boston
Oct. 21	L	3-4	Oakland
Oct. 22	L	0-2	Los Angeles
Oct. 25	W	4-1	Minnesota
Oct. 29	L	1-3	NEW YORK
Nov. 1	W	6-3	MINNESOTA
Nov. 2	L	3-4	Detroit
Nov. 5	L	2-4	DETROIT
Nov. 8	L	1-4	CHICAGO
Nov. 12	W	3-0	Toronto
Nov. 13	L	0-4	St. Louis
Nov. 15	W	3-1	LOS ANGELES
Nov. 19	L	0-4	ST. LOUIS
Nov. 22	W	5-3	PHILADELPHIA
Nov. 23	L	2-3	Chicago
Nov. 26	T	4-4	Minnesota
Nov. 29	W	5-3	OAKLAND
Nov. 30	T	3-3	Philadelphia
Dec. 3	W	2-1	DETROIT
Dec. 6	L	0-5	Toronto
Dec. 7	W	3-2	TORONTO
Dec. 10	W	2-0	Los Angeles
Dec. 12	L	1-4	Oakland
Dec. 14	L	1-2	Boston
Dec. 17	L	2-5	MONTREAL
Dec. 20	L	4-6	BOSTON
Dec. 21	L	0-4	Philadelphia
Dec. 26	W	3-2	New York
Dec. 27	L	0-3	CHICAGO
Dec. 31	W	4-2	MONTREAL
Jan. 3	L	0-6	St. Louis
Jan. 4	T	4-4	TORONTO
Jan. 7	L	3-5	NEW YORK
Jan. 8	L	1-3	Montreal
Jan. 10	L	3-5	DETROIT
Jan. 14	L	0-5	Chicago

DATE	RESULT	SCORE	OPPONENT
Jan. 17	L	0-4	Toronto
Jan. 18	W	6-4	Philadelphia
Jan. 21	T	3-3	OAKLAND
Jan. 24	W	4-2	LOS ANGELES
Jan. 25	L	1-3	Boston
Jan. 28	T	4-4	TORONTO
Jan. 31	W	2-1	ST. LOUIS
Feb. 1	L	0-6	New York
Feb. 4	W	7-5	Minnesota
Feb. 7	W	3-1	LOS ANGELES
Feb. 8	W	6-3	MINNESOTA
Feb. 11	L	1-7	Chicago
Feb. 14	L	0-3	BOSTON
Feb. 15	W	4-2	Detroit
Feb. 17	W	4-2	PHILADELPHIA
Feb. 19	W	6-1	Los Angeles
Feb. 21	L	3-6	Oakland
Feb. 25	L	2-3	Montreal
Feb. 26	W	1-0	LOS ANGELES
Feb. 28	W	3-2	OAKLAND
Mar. 4	W	2-1	MONTREAL
Mar. 5	L	3-5	Detroit
Mar. 7	T	2-2	ST. LOUIS
Mar. 8	T	0-0	New York
Mar. 11	T	2-2	Oakland
Mar. 12	L	1-4	Los Angeles
Mar. 14	L	3-6	Minnesota
Mar. 18	L	0-2	NEW YORK
Mar. 19	L	1-3	St. Louis
Mar. 21	L	3-5	CHICAGO
Mar. 22	L	4-5	Montreal
Mar. 25	W	2-0	MINNESOTA
Mar. 28	W	2-1	Philadelphia
Mar. 29	T	5-5	ST. LOUIS
Apr. 1	W	4-1	PHILADELPHIA
Apr. 4	L	1-3	St. Louis
Apr. 5	L	1-5	MINNESOTA

Home games in all CAPS

# 1970-71

## Highlights

- Penguins post a seven-game home winning streak from Jan. 13 to Feb. 13.
- Greg Polis is named to the Western Division All-Star Team.
- Jean Pronovost records five points (2G-3A) during an 8-2 win against Detroit on Mar. 24.
- The Penguins set a home record with 18 wins, and set a team record with 20 ties during the season.

## Transactions

**Jan. 26, 1971** - Obtained Syl Apps and Sheldon Kannegiesser from the New York Rangers for Glen Sather.

**Jan. 31, 1971** - Obtained Jean-Guy Lagace from Buffalo for Terry Bell.

## Goaltenders

GOALIE	W-L-O	GP	MP	GA	SO	GAA
Les Binkley	11-11-10	34	1870	89	2	2.85
Al Smith	9-22-9	45	2472	128	2	3.10
Cam Newton	1-3-1	5	281	16	0	3.41
<b>TOTALS</b>	<b>21-37-20</b>	<b>78</b>	<b>4680</b>	<b>240</b>	<b>4</b>	<b>3.07</b>

## Scoring

PLAYERS	GP	G	A	PTS	PIM
Bryan Hextall	76	16	32	48	133
Jean Pronovost	78	21	24	45	35
Andy Bathgate	76	15	29	44	34
Wally Boyer	68	11	30	41	30
Ron Schock	71	14	26	40	20
Dean Prentice	69	21	17	38	18
Ken Schinkel	50	15	19	34	6
Keith McCreary	59	21	12	33	24
Greg Polis	61	18	15	33	40
Duane Rupp	59	5	28	33	34
Dunc McCallum	77	9	20	29	95
Bob Woytowich	78	4	22	26	30
Nick Harbaruk	73	13	12	25	108
Syl Apps	31	9	16	25	19
Rod Zaine	37	8	5	13	21
Val Fonteyne	70	4	9	13	0
Glen Sather	46	8	3	11	96
Jim Morrison	73	0	10	10	32
Bob Blackburn	64	4	5	9	54
Bryan Watson	43	2	6	8	119
John Stewart	15	2	1	3	9
Robin Burns	10	0	3	3	4
Yvon Labre	21	1	1	2	19
Rick Kessell	6	0	2	2	2
Shel. Kannegiesser	18	0	2	2	29
Steve Cardwell	5	0	1	1	15
Lowell MacDonald	10	0	1	1	0
Paul Hoganson	2	0	0	0	0
Cam Newton	5	0	0	0	4
Les Binkley	34	0	0	0	0
Al Smith	47	0	0	0	41
Bench					6

## Games

DATE	RESULT	SCORE	OPPONENT
Oct. 10	L	1-2	BUFFALO
Oct. 15	L	2-4	Minnesota
Oct. 17	T	0-0	PHILADELPHIA
Oct. 18	T	1-1	Buffalo
Oct. 21	L	2-4	Los Angeles
Oct. 23	W	3-1	California
Oct. 25	T	1-1	Vancouver
Oct. 28	W	5-3	LOS ANGELES
Oct. 31	L	2-5	CHICAGO
Nov. 1	L	2-3	Philadelphia
Nov. 4	W	8-3	VANCOUVER
Nov. 7	T	2-2	BOSTON
Nov. 8	T	3-3	Detroit
Nov. 10	L	1-5	LOS ANGELES
Nov. 11	T	3-3	New York
Nov. 14	W	6-1	CALIFORNIA
Nov. 19	L	0-1	ST. LOUIS
Nov. 21	W	6-1	DETROIT
Nov. 22	L	2-4	Boston
Nov. 24	T	4-4	Toronto
Nov. 25	T	4-4	BUFFALO
Nov. 28	L	1-5	Montreal
Nov. 29	L	2-6	New York
Dec. 2	T	3-3	MONTREAL
Dec. 5	W	3-1	VANCOUVER
Dec. 6	L	3-6	Boston
Dec. 8	W	4-0	TORONTO
Dec. 9	T	2-2	Minnesota
Dec. 11	L	2-3	St. Louis
Dec. 12	L	0-1	MINNESOTA
Dec. 16	L	2-4	TORONTO
Dec. 19	W	9-1	DETROIT
Dec. 20	L	1-2	Chicago
Dec. 23	L	1-6	New York
Dec. 25	L	4-8	Boston
Dec. 26	W	4-2	BOSTON
Dec. 30	T	3-3	Montreal
Dec. 31	W	4-1	MINNESOTA
Jan. 2	L	1-3	NEW YORK
Jan. 6	L	3-4	Philadelphia

DATE	RESULT	SCORE	OPPONENT
Jan. 9	L	2-5	Toronto
Jan. 13	W	4-2	LOS ANGELES
Jan. 14	T	2-2	Detroit
Jan. 16	W	4-3	Vancouver
Jan. 20	W	4-2	California
Jan. 21	L	2-4	Los Angeles
Jan. 23	W	4-1	VANCOUVER
Jan. 27	W	3-1	TORONTO
Jan. 28	L	1-4	Chicago
Jan. 30	W	3-1	CHICAGO
Feb. 3	W	6-1	CALIFORNIA
Feb. 5	T	2-2	St. Louis
Feb. 7	L	0-1	Chicago
Feb. 9	L	1-4	Montreal
Feb. 10	W	5-3	PHILADELPHIA
Feb. 13	W	5-4	CHICAGO
Feb. 14	L	4-5	Minnesota
Feb. 17	L	3-4	Toronto
Feb. 18	T	6-6	Buffalo
Feb. 20	L	0-2	NEW YORK
Feb. 24	T	5-5	ST. LOUIS
Feb. 27	L	0-4	NEW YORK
Feb. 28	L	2-4	Detroit
Mar. 3	W	4-0	MONTREAL
Mar. 6	L	3-6	BOSTON
Mar. 7	T	3-3	CALIFORNIA
Mar. 10	T	2-2	PHILADELPHIA
Mar. 13	T	0-0	MINNESOTA
Mar. 14	L	1-5	MONTREAL
Mar. 17	L	2-5	California
Mar. 19	L	4-6	Vancouver
Mar. 20	L	4-8	Los Angeles
Mar. 24	W	8-2	DETROIT
Mar. 28	L	1-3	Philadelphia
Mar. 31	L	4-6	BUFFALO
Apr. 1	T	3-3	Buffalo
Apr. 3	L	3-4	St. Louis
Apr. 4	T	1-1	ST. LOUIS

Home games in all CAPS

**21-37-20, 6th, Western Division**

# 1971-72

## Highlights

- Red Kelly relinquishes general manager duties, and Jack Riley is named to the post.
- Jim Rutherford posts a seven-game unbeaten streak from Mar. 14 through Apr. 2.
- Syl Apps sets a new team mark with 44 assists, and ties the team record with 59 points during the regular season.
- Jean Pronovost and Greg Polis become the first Penguins to reach the 30-goal mark.
- Pittsburgh returns to the playoffs, but is swept in the first round by Chicago, 4-0.

## Transactions

**Jan. 11, 1972** - Obtained Al McDonough from Los Angeles for Bob Woytowich.

**Mar. 4, 1972** - Obtained Eddie Shack from Buffalo for Rene Robert.

## Goaltenders

GOALIE	W-L-O	GP	MP	GA	SO	GAA
Roy Edwards	2-8-4	15	847	36	0	2.55
Jim Rutherford	17-15-5	40	2160	116	1	3.22
Les Binkley	7-15-5	31	1673	98	0	3.51
<b>TOTALS</b>	<b>26-38-14</b>	<b>78</b>	<b>4680</b>	<b>258</b>	<b>1</b>	<b>3.30</b>

## Scoring

PLAYERS	GP	G	A	PTS	PIM
Syl Apps	72	15	44	59	78
Jean Pronovost	68	30	23	53	12
Greg Polis	76	30	19	49	38
Ron Schock	77	17	29	46	22
Ken Schinkel	74	15	30	45	8
Bryan Hextall	78	20	24	44	126
Darryl Edestrand	77	10	23	33	52
Bob Leiter	78	14	17	31	18
Nick Harbaruk	78	12	17	29	46
Duane Rupp	34	4	18	22	32
Bryan Watson	75	3	17	20	212
Val Fonteyne	68	6	13	19	0
Al McDonough	37	7	11	18	8
Rene Robert	49	7	11	18	42
Steve Cardwell	28	7	8	15	18
Eddie Shack	13	5	9	14	12
Dave Burrows	77	2	10	12	48
Tim Horton	44	2	9	11	40
John Stewart	25	2	8	10	23
Keith McCreary	33	4	4	8	22
Joe Norris	35	2	5	7	20
Shel. Kannegiesser	54	2	4	6	47
Bob Woytowich	31	1	4	5	8
Bill Hicke	12	2	0	2	6
Brian McKenzie	6	1	1	2	4
Wally Boyer	1	0	1	1	0
Rick Kessell	3	0	1	1	0
Roy Edwards	15	0	1	1	0
Robin Burns	5	0	0	0	8
Les Binkley	31	0	0	0	2
Jim Rutherford	40	0	0	0	16
Bench					8



## Games

DATE	RESULT	SCORE	OPPONENT
Oct. 9	W	3-2	PHILADELPHIA
Oct. 10	L	1-2	Buffalo
Oct. 13	W	4-1	Los Angeles
Oct. 16	W	2-1	Vancouver
Oct. 17	W	4-2	California
Oct. 20	W	8-1	LOS ANGELES
Oct. 23	L	2-5	CHICAGO
Oct. 24	T	1-1	New York
Oct. 27	L	4-6	CALIFORNIA
Oct. 28	L	0-2	Minnesota
Oct. 30	T	1-1	NEW YORK
Oct. 31	L	1-3	Detroit
Nov. 3	L	3-5	California
Nov. 5	L	2-4	Vancouver
Nov. 7	L	1-4	Chicago
Nov. 9	W	4-1	St. Louis
Nov. 10	W	3-1	VANCOUVER
Nov. 13	W	6-4	LOS ANGELES
Nov. 16	L	1-5	MINNESOTA
Nov. 18	L	3-4	Minnesota
Nov. 20	L	2-4	ST. LOUIS
Nov. 21	L	3-7	Chicago
Nov. 24	L	1-2	TORONTO
Nov. 27	L	1-3	Montreal
Dec. 1	W	4-2	DETROIT
Dec. 4	W	4-2	NEW YORK
Dec. 5	L	3-5	Boston
Dec. 8	T	1-1	CALIFORNIA
Dec. 11	T	3-3	BUFFALO
Dec. 12	L	1-6	New York
Dec. 15	L	2-3	Toronto
Dec. 18	L	3-4	BOSTON
Dec. 19	T	2-2	Boston
Dec. 22	L	2-4	New York
Dec. 25	W	4-2	MONTREAL
Dec. 26	L	1-6	Philadelphia
Dec. 28	L	2-4	TORONTO
Dec. 31	T	3-3	BUFFALO
Jan. 5	T	3-3	Chicago
Jan. 8	L	0-4	CHICAGO

DATE	RESULT	SCORE	OPPONENT
Jan. 9	L	2-4	Detroit
Jan. 12	T	2-2	BOSTON
Jan. 13	L	1-7	Montreal
Jan. 15	W	4-2	PHILADELPHIA
Jan. 19	L	1-6	VANCOUVER
Jan. 22	L	0-1	St. Louis
Jan. 23	T	3-3	MONTREAL
Jan. 26	L	1-2	ST. LOUIS
Jan. 29	L	2-4	CHICAGO
Jan. 30	L	0-4	Philadelphia
Feb. 3	W	4-3	St. Louis
Feb. 5	L	1-8	Los Angeles
Feb. 9	W	4-1	Toronto
Feb. 10	W	6-1	LOS ANGELES
Feb. 12	L	3-8	NEW YORK
Feb. 13	W	6-4	VANCOUVER
Feb. 16	W	4-2	TORONTO
Feb. 17	W	2-0	Buffalo
Feb. 19	L	2-6	DETROIT
Feb. 20	L	0-2	Minnesota
Feb. 23	L	0-2	Toronto
Feb. 26	W	5-2	PHILADELPHIA
Feb. 27	L	3-5	Montreal
Mar. 2	W	7-4	DETROIT
Mar. 4	W	4-2	MINNESOTA
Mar. 5	L	3-6	Detroit
Mar. 8	L	4-5	MONTREAL
Mar. 11	W	6-4	BOSTON
Mar. 12	T	4-4	Boston
Mar. 14	W	7-4	Vancouver
Mar. 18	T	4-4	Los Angeles
Mar. 19	T	3-3	California
Mar. 22	L	3-4	BUFFALO
Mar. 25	W	3-2	MINNESOTA
Mar. 26	T	2-2	Buffalo
Mar. 29	W	5-4	CALIFORNIA
Apr. 1	T	4-4	Philadelphia
Apr. 2	W	6-2	ST. LOUIS

Home games in all CAPS

# 1972-73

## Highlights

- The Penguins set the NHL records for fastest five goals [2:07] and the fastest six goals [5:02] on Nov. 22 vs. St. Louis.
- Syl Apps records six points (3G-3A) in a 9-1 win against the NY Islanders on Dec. 13.
- Ken Schinkel is named the third head coach in Penguins history on Jan. 13, one day after retiring as a player.
- Greg Polis is named MVP of the All-Star Game at Madison Square Garden after recording two goals for the Western Division.
- Syl Apps sets the team record with 85 points and 56 assists.
- Al McDonough sets a new team mark with 35 goals.

## Transactions

**Feb. 25, 1973** - Obtained Andy Brown from Detroit for a third-round choice in the 1973 NHL Draft and cash.

## Goaltenders

GOALIE	W-L-O	GP	MP	GA	SO	GAA
Jim Rutherford	20-22-5	49	2660	129	3	2.91
Denis Herron	6-7-2	18	967	55	2	3.41
Cam Newton	3-4-0	11	533	35	0	3.94
Andy Brown	3-4-2	9	520	41	0	4.73
<b>TOTALS</b>	<b>32-37-9</b>	<b>78</b>	<b>4680</b>	<b>265</b>	<b>5</b>	<b>3.40</b>

## Scoring

PLAYERS	GP	G	A	PTS	PIM
Syl Apps	77	29	56	85	18
Al McDonough	78	35	41	76	26
Lowell MacDonald	78	34	41	75	8
Bryan Hextall	78	21	33	54	113
Greg Polis	78	26	23	49	36
Ron Schock	78	13	36	49	23
Eddie Shack	74	25	20	45	84
Jean Pronovost	66	21	22	43	16
Darryl Edestrand	78	15	24	39	88
Dave Burrows	78	3	24	27	42
Nick Harbaruk	78	10	15	25	47
Ken Schinkel	42	11	10	21	16
Duane Rupp	78	7	13	20	62
Jack Lynch	47	1	18	19	40
Bryan Watson	69	1	17	18	179
Rick Kessel	66	1	13	14	0
Jean-Guy Lagace	31	1	5	6	32
Steve Cardwell	20	2	2	4	2
Jim Shires	18	1	2	3	2
Robin Burns	26	0	2	2	20
Jim Wiley	4	0	1	1	0
Cam Newton	11	0	1	1	2
Denis Herron	18	0	1	1	0
Shel. Kannegiesser	3	0	0	0	0
Andy Brown	9	0	0	0	2
Ron Lalonde	11	0	0	0	2
Jim Rutherford	49	0	0	0	0
Bench					6

## Games

DATE	RESULT	SCORE	OPPONENT
Oct. 7	W	4-2	LOS ANGELES
Oct. 11	W	5-2	St. Louis
Oct. 14	W	5-2	CALIFORNIA
Oct. 15	L	4-8	Boston
Oct. 17	W	5-0	NY Islanders
Oct. 18	L	3-4	Toronto
Oct. 21	L	2-4	BOSTON
Oct. 24	W	4-0	Vancouver
Oct. 27	L	3-6	California
Oct. 28	L	2-5	Los Angeles
Nov. 1	L	1-7	MONTREAL
Nov. 2	L	2-4	Philadelphia
Nov. 4	W	6-4	NY RANGERS
Nov. 5	T	1-1	Detroit
Nov. 8	W	5-2	PHILADELPHIA
Nov. 11	L	3-4	VANCOUVER
Nov. 12	L	0-1	Buffalo
Nov. 15	W	7-1	MINNESOTA
Nov. 18	W	6-1	ATLANTA
Nov. 19	W	5-3	NY Rangers
Nov. 22	W	10-4	ST. LOUIS
Nov. 25	T	2-2	NY ISLANDERS
Nov. 26	L	2-6	Atlanta
Nov. 29	W	7-4	TORONTO
Dec. 2	W	3-2	CHICAGO
Dec. 3	L	2-4	Chicago
Dec. 6	T	4-4	California
Dec. 9	L	1-3	Los Angeles
Dec. 13	W	9-1	NY ISLANDERS
Dec. 16	W	5-3	ATLANTA
Dec. 17	L	1-9	NY Rangers
Dec. 19	L	2-3	BOSTON
Dec. 23	L	3-6	Montreal
Dec. 26	T	1-1	Detroit
Dec. 27	T	3-3	Toronto
Dec. 29	L	0-4	TORONTO
Dec. 30	T	2-2	DETROIT
Jan. 2	L	4-5	St. Louis
Jan. 3	W	5-3	Chicago
Jan. 6	W	4-2	VANCOUVER

DATE	RESULT	SCORE	OPPONENT
Jan. 7	L	0-3	NY Rangers
Jan. 10	L	1-2	DETROIT
Jan. 13	W	3-1	LOS ANGELES
Jan. 14	L	2-3	Detroit
Jan. 17	L	4-6	Montreal
Jan. 18	L	2-5	MONTREAL
Jan. 20	W	3-0	BOSTON
Jan. 21	L	3-9	Chicago
Jan. 24	W	5-2	TORONTO
Jan. 25	L	3-6	Philadelphia
Jan. 27	L	3-5	PHILADELPHIA
Jan. 31	W	4-1	LOS ANGELES
Feb. 3	W	2-1	MINNESOTA
Feb. 4	L	3-4	Minnesota
Feb. 7	L	2-5	Montreal
Feb. 10	L	3-6	Boston
Feb. 14	W	6-2	VANCOUVER
Feb. 17	T	3-3	BUFFALO
Feb. 18	L	1-4	Buffalo
Feb. 20	W	4-0	NY Islanders
Feb. 22	W	2-1	NY ISLANDERS
Feb. 24	W	2-0	CHICAGO
Feb. 25	L	1-2	Buffalo
Feb. 28	W	4-2	ST. LOUIS
Mar. 3	L	1-2	CALIFORNIA
Mar. 4	L	2-5	MINNESOTA
Mar. 7	L	4-10	Minnesota
Mar. 10	L	4-5	NY RANGERS
Mar. 11	L	2-3	Philadelphia
Mar. 14	W	3-2	Los Angeles
Mar. 16	T	5-5	California
Mar. 17	L	1-6	Vancouver
Mar. 21	W	5-2	CALIFORNIA
Mar. 24	T	4-4	BUFFALO
Mar. 25	W	4-2	Atlanta
Mar. 28	W	6-3	ATLANTA
Mar. 31	L	2-7	St. Louis
Apr. 1	W	5-4	PHILADELPHIA

Home games in all CAPS

32-37-9, 5th, Western Division

# 1973-74

## Highlights

- Marc Boileau replaces Ken Schinkel as head coach on Feb. 6, and compiles a 14-10-4 record.
- The "Century Line" of Syl Apps, Jean Pronovost and Lowell MacDonald combines for 107 goals, the second-highest total in the NHL.
- Syl Apps finishes seventh in league scoring with 85 points (24G-61A), and Lowell MacDonald finishes ninth overall with 82 points (43G-39A).
- Apps' 61 assists and MacDonald's 43 goals both set new team records.

## Transactions

**Jan. 17, 1974** - Obtained Ron Stackhouse from Detroit for Jim Rutherford and Jack Lynch.

**Jan. 17, 1974** - Obtained Bob Kelly, Ab DeMarco and Steve Durbano from St. Louis for Greg Polis, Bryan Watson and a second-round choice in the 1974 NHL Draft.

## Goaltenders

GOALIE	W-L-O	GP	MP	GA	SO	GAA
Gary Inness	7-10-1	20	1032	56	0	3.26
Jim Rutherford	7-12-4	26	1432	82	0	3.44
Andy Brown	13-16-4	36	1956	115	1	3.53
Denis Herron	1-3-0	5	260	18	0	4.15
<b>TOTALS</b>	<b>28-41-9</b>	<b>78</b>	<b>4680</b>	<b>273</b>	<b>1</b>	<b>3.50</b>

## Scoring

PLAYERS	GP	G	A	PTS	PIM
Syl Apps	75	24	61	85	37
Lowell MacDonald	78	43	39	82	14
Jean Pronovost	77	40	32	72	22
Ron Schock	77	14	29	43	22
Al McDonough	37	14	22	36	12
Ron Stackhouse	69	6	29	35	66
Bob Kelly	67	16	18	34	123
Chuck Arnason	74	20	11	31	17
Ab DeMarco	57	10	21	31	15
Greg Polis	41	14	13	27	32
Ron Lalonde	73	10	17	27	14
Steve Durbano	69	8	19	27	284
Wayne Bianchin	69	12	13	25	38
Bernie Lukowich	53	9	10	19	32
Bob McManama	47	5	14	19	18
Dave Burrows	71	3	14	17	30
Ted Snell	55	4	12	16	8
Nick Beverley	67	2	14	16	21
Blaine Stoughton	34	5	6	11	8
Bob Paradise	56	2	8	10	52
Bryan Hextall	37	2	7	9	39
Jean Guy Lagace	31	2	6	8	34
Jack Lynch	17	0	7	7	21
Bryan Watson	38	1	4	5	137
Yvon Labre	16	1	2	3	13
Larry Bignell	20	0	3	3	2
Jim Wiley	22	0	3	3	2
Ron Jones	25	0	3	3	15
Jim Rutherford	26	0	1	1	2
Darryl Edestrand	3	0	0	0	0
Hank Nowak	13	0	0	0	11
Denis Herron	5	0	0	0	0
Gary Inness	20	0	0	0	0
Andy Brown	36	0	0	0	60
Bench					10

## Games

DATE	RESULT	SCORE	OPPONENT
Oct. 12	W	4-3	Atlanta
Oct. 13	L	2-8	NY RANGERS
Oct. 17	W	4-2	Minnesota
Oct. 20	W	5-3	CALIFORNIA
Oct. 21	L	2-8	Boston
Oct. 24	L	2-3	MONTREAL
Oct. 27	L	0-6	PHILADELPHIA
Oct. 28	W	7-2	NY Rangers
Oct. 31	T	1-1	Montreal
Nov. 3	L	0-6	Toronto
Nov. 4	L	0-7	Philadelphia
Nov. 7	T	1-1	NY ISLANDERS
Nov. 10	T	4-4	ATLANTA
Nov. 13	W	5-2	MINNESOTA
Nov. 15	L	3-5	St. Louis
Nov. 17	L	1-4	CHICAGO
Nov. 18	L	0-7	NY Rangers
Nov. 21	W	5-4	VANCOUVER
Nov. 22	W	4-2	Toronto
Nov. 24	L	2-5	MONTREAL
Nov. 28	L	3-4	TORONTO
Dec. 1	T	2-2	ATLANTA
Dec. 2	L	1-2	Chicago
Dec. 5	L	1-4	Los Angeles
Dec. 7	L	3-4	California
Dec. 8	L	2-3	Vancouver
Dec. 12	W	9-1	CALIFORNIA
Dec. 15	L	0-2	DETROIT
Dec. 16	W	2-1	Atlanta
Dec. 20	L	5-6	Boston
Dec. 22	L	1-4	NY RANGERS
Dec. 23	L	2-3	Buffalo
Dec. 26	T	2-2	Detroit
Dec. 28	L	1-3	ST. LOUIS
Dec. 29	L	2-4	CHICAGO
Jan. 2	L	4-8	Minnesota
Jan. 3	L	1-6	Buffalo
Jan. 5	W	5-2	BUFFALO
Jan. 9	L	4-6	TORONTO
Jan. 12	W	5-2	BUFFALO

DATE	RESULT	SCORE	OPPONENT
Jan. 13	L	3-5	BOSTON
Jan. 16	L	0-2	LOS ANGELES
Jan. 18	W	6-2	Vancouver
Jan. 20	W	5-3	Philadelphia
Jan. 23	W	4-1	ST. LOUIS
Jan. 26	L	0-2	LOS ANGELES
Jan. 27	L	5-6	Detroit
Jan. 30	L	2-4	NY RANGERS
Feb. 2	L	1-3	CHICAGO
Feb. 3	L	4-5	Boston
Feb. 7	L	4-5	Philadelphia
Feb. 9	W	3-2	NY Islanders
Feb. 10	L	3-5	Chicago
Feb. 13	W	5-3	DETROIT
Feb. 16	W	7-3	CALIFORNIA
Feb. 20	T	1-1	ST. LOUIS
Feb. 23	L	2-6	BOSTON
Feb. 24	W	4-2	Chicago
Feb. 27	W	4-1	LOS ANGELES
Feb. 28	L	1-7	Montreal
Mar. 2	W	6-1	VANCOUVER
Mar. 5	W	2-1	NY Islanders
Mar. 7	T	2-2	Toronto
Mar. 9	W	7-5	St. Louis
Mar. 10	L	4-5	MONTREAL
Mar. 13	L	1-5	Los Angeles
Mar. 15	W	6-1	California
Mar. 16	W	8-6	Vancouver
Mar. 20	T	1-1	NY ISLANDERS
Mar. 23	L	1-5	Minnesota
Mar. 24	W	8-0	DETROIT
Mar. 27	T	3-3	MINNESOTA
Mar. 30	L	3-4	St. Louis
Mar. 31	W	4-2	ATLANTA
Apr. 2	L	2-3	NY Islanders
Apr. 4	W	4-2	BUFFALO
Apr. 6	W	6-1	PHILADELPHIA
Apr. 7	L	3-6	Atlanta

Home games in all CAPS

28-41-9, 5th, Western Division

# 1974-75

## Highlights

- Syl Apps is named MVP of the All-Star Game at Montreal after recording two goals for the Wales Conference.
- The Penguins record their 200th franchise victory with a 6-1 win over Chicago on Jan. 29.
- Ron Stackhouse records six assists on Mar. 8 vs. Philadelphia.
- Pierre Larouche records 68 points (31G-37A) to lead all NHL rookies.

## Transactions

**Sept. 13, 1974** - Obtained Rick Kehoe from Toronto for Blaine Stoughton and a first-round choice in the 1977 NHL Draft.

**Nov. 4, 1974** - Obtained Barry Wilkins from Vancouver for Ab DeMarco.

**Dec. 14, 1974** - Obtained Lew Morrison from Washington for Ron Lalonde.

**Jan. 10, 1975** - Obtained Michel Plasse from Kansas City for Jean-Guy Lagace and Denis Herron.

## Goaltenders

GOALIE	W-L-O	GP	MP	GA	SO	GAA
Gary Inness	24-18-10	57	3122	161	2	3.09
Michel Plasse	9-5-4	20	1094	73	0	4.00
Bob Johnson	3-4-1	12	476	40	0	5.04
Denis Herron	1-1-0	3	108	11	0	6.11
<b>TOTALS</b>	<b>37-28-15</b>	<b>80</b>	<b>4800</b>	<b>289</b>	<b>2</b>	<b>3.61</b>

## Scoring

PLAYERS	GP	G	A	PTS	PIM
Ron Schock	80	23	63	86	36
Syl Apps	79	24	55	79	43
Jean Pronovost	78	43	32	75	37
Vic Hadfield	78	31	42	73	72
Pierre Larouche	79	31	37	68	52
Rick Kehoe	76	32	31	63	22
Lowell MacDonald	71	27	33	60	24
Ron Stackhouse	72	15	45	60	52
Chuck Arnason	78	26	32	58	32
Bob Kelly	69	27	24	51	120
Barry Wilkins	58	5	29	34	97
Pete Laframboise	80	10	23	33	30
Colin Campbell	59	4	15	19	172
Bob Paradise	78	3	15	18	109
Dennis Owchar	46	6	11	17	67
Dave Burrows	78	2	15	17	49
Lew Morrison	70	7	9	16	10
Bob McManama	40	5	9	14	6
Nelson Debenedet	31	6	3	9	11
Jean Guy Lagace	27	1	8	9	39
Kelly Pratt	22	0	6	6	15
Ab DeMarco	8	2	1	3	4
Ron Lalonde	24	0	3	3	0
Michel Plasse	44	0	2	2	24
Gary Inness	57	0	2	2	2
Mario Faubert	10	1	0	1	6
Steve Durbano	1	0	1	1	0
Yves Bergeron	2	0	0	0	0
Denis Herron	3	0	0	0	0
Bob Stumpf	3	0	0	0	4
Harvey Bennett	7	0	0	0	0
Bob Johnson	12	0	0	0	6
Bench					14

## Games

DATE	RESULT	SCORE	OPPONENT
Oct. 9	W	4-2	Minnesota
Oct. 12	W	7-2	DETROIT
Oct. 19	L	3-6	PHILADELPHIA
Oct. 20	L	1-5	Atlanta
Oct. 23	T	5-5	BOSTON
Oct. 26	L	4-5	NY RANGERS
Oct. 28	L	0-2	Los Angeles
Nov. 1	L	4-7	Vancouver
Nov. 3	T	3-3	Chicago
Nov. 5	W	5-3	Kansas City
Nov. 7	L	3-5	LOS ANGELES
Nov. 9	W	5-2	CALIFORNIA
Nov. 10	L	3-8	Buffalo
Nov. 13	W	8-2	NY ISLANDERS
Nov. 16	W	8-1	WASHINGTON
Nov. 17	W	6-0	Washington
Nov. 19	L	3-4	NY Islanders
Nov. 20	W	8-5	Toronto
Nov. 23	T	0-0	LOS ANGELES
Nov. 24	L	5-7	NY Rangers
Nov. 27	L	2-3	MONTREAL
Nov. 30	T	5-5	BUFFALO
Dec. 1	L	3-6	Buffalo
Dec. 4	W	4-2	TORONTO
Dec. 7	L	2-5	Montreal
Dec. 8	L	2-3	Boston
Dec. 12	T	3-3	MONTREAL
Dec. 14	W	6-3	CHICAGO
Dec. 15	W	3-2	Detroit
Dec. 18	L	4-6	Toronto
Dec. 19	T	4-4	KANSAS CITY
Dec. 21	L	7-8	Minnesota
Dec. 22	L	0-4	Philadelphia
Dec. 26	T	2-2	ST. LOUIS
Dec. 28	T	3-3	ATLANTA
Dec. 30	W	7-5	TORONTO
Jan. 2	W	6-3	MINNESOTA
Jan. 4	W	4-3	VANCOUVER
Jan. 8	L	5-7	Chicago
Jan. 10	T	3-3	Atlanta
Jan. 11	W	6-3	CALIFORNIA

DATE	RESULT	SCORE	OPPONENT
Jan. 15	W	5-3	ATLANTA
Jan. 18	T	4-4	BOSTON
Jan. 19	W	3-2	Washington
Jan. 22	W	7-5	CALIFORNIA
Jan. 25	W	5-2	NY RANGERS
Jan. 26	L	2-7	Montreal
Jan. 29	W	6-1	CHICAGO
Jan. 30	L	2-5	Detroit
Feb. 1	T	4-4	St. Louis
Feb. 4	W	3-2	Vancouver
Feb. 5	W	3-2	Los Angeles
Feb. 7	W	4-1	California
Feb. 11	L	1-2	NY Islanders
Feb. 12	T	3-3	BUFFALO
Feb. 15	W	8-3	Toronto
Feb. 16	W	3-2	NY ISLANDERS
Feb. 19	T	2-2	LOS ANGELES
Feb. 22	W	3-2	ST. LOUIS
Feb. 23	L	1-3	DETROIT
Feb. 25	L	4-6	Boston
Feb. 26	W	3-1	WASHINGTON
Mar. 1	W	7-3	VANCOUVER
Mar. 2	W	8-6	NY Rangers
Mar. 5	T	4-4	Kansas City
Mar. 8	W	8-2	PHILADELPHIA
Mar. 9	L	4-8	Buffalo
Mar. 12	W	5-3	BOSTON
Mar. 13	L	0-6	Philadelphia
Mar. 15	W	12-1	WASHINGTON
Mar. 16	W	6-3	KANSAS CITY
Mar. 18	L	2-5	St. Louis
Mar. 19	T	3-3	California
Mar. 22	L	0-4	Los Angeles
Mar. 26	W	6-4	MONTREAL
Mar. 29	W	4-2	Detroit
Mar. 30	W	4-1	MINNESOTA
Apr. 2	L	0-6	Montreal
Apr. 5	W	7-1	DETROIT
Apr. 6	L	4-8	Washington

Home games in all CAPS

37-28-15, 3rd, Norris Division

# 1975-76

## Highlights

- Jean Pronovost records a 16-game point streak from Nov. 1 to Dec. 3.
- The Penguins post an 11-game unbeaten streak (7-0-4) from Feb. 7 through Feb. 28.
- Pierre Larouche finishes fifth overall in league scoring with 111 points (53G-58A), and is joined in the top 10 by Jean Pronovost (52G-52A=104PTS, eighth) and Syl Apps (32G-67A=99PTS, 10th).
- Larouche's 53 goals and Apps' 67 assists establish new team records.

## Transactions

**Dec. 16, 1975** - Obtained Stan Gilbertson from Washington for Harvey Bennett.

**Jan. 9, 1976** - Obtained Ed Gilbert, Simon Nolet and a first-round choice in the 1976 NHL Draft from Kansas City for Steve Durbano, Chuck Arnason and a first-round choice in the 1976 NHL Draft.

**Mar. 8, 1976** - Obtained Ed Van Impe and Bob Taylor from Philadelphia for Gary Inness and future considerations.

## Goaltenders

GOALIE	W-L-O	GP	MP	GA	SO	GAA
Michel Plasse	24-19-10	55	3096	178	2	3.45
Gary Inness	8-9-2	23	1212	82	0	4.06
Gordie Laxton	3-4-0	8	414	31	0	4.49
Bob Taylor	0-1-0	2	78	7	0	5.38
<b>TOTALS</b>	<b>35-33-12</b>	<b>80</b>	<b>4800</b>	<b>303</b>	<b>2</b>	<b>3.79</b>

## Scoring

PLAYERS	GP	G	A	PTS	PIM
Pierre Larouche	76	53	58	111	33
Jean Pronovost	80	52	52	104	24
Syl Apps	80	32	67	99	24
Rick Kehoe	71	29	47	76	6
Lowell MacDonald	69	30	43	73	12
Ron Stackhouse	80	11	60	71	76
Vic Hadfield	76	30	35	65	46
Ron Schock	80	18	44	62	28
Bob Kelly	77	25	30	55	149
Dave Burrows	80	7	22	29	51
Barry Wilkins	75	0	27	27	106
Stan Gilbertson	48	13	8	21	6
Simon Nolet	39	9	8	17	2
Colin Campbell	64	7	10	17	105
Dennis Owchar	54	5	12	17	19
Chuck Arnason	30	7	3	10	14
Lew Morrison	78	4	5	9	8
Mario Faubert	21	1	8	9	10
Steve Durbano	32	0	8	8	161
Harvey Bennett	25	3	3	6	53
Wayne Bianchin	14	1	5	6	4
Ed Van Impe	12	0	5	5	16
Bob McManama	12	1	2	3	4
Ed Gilbert	38	1	1	2	0
Jacques Cossette	7	0	2	2	9
Michel Plasse	56	0	2	2	18
Bob Taylor	2	0	0	0	0
Gordie Laxton	8	0	0	0	0
Bob Paradise	9	0	0	0	4
Gary Inness	23	0	0	0	2
Bench					14



## Games

DATE	RESULT	SCORE	OPPONENT
Oct. 7	W	4-2	Washington
Oct. 11	W	7-5	WASHINGTON
Oct. 15	W	8-4	Toronto
Oct. 18	W	6-1	DETROIT
Oct. 21	L	1-7	MONTREAL
Oct. 25	T	4-4	PHILADELPHIA
Oct. 30	L	0-4	Los Angeles
Nov. 1	L	3-7	Minnesota
Nov. 2	L	2-7	Buffalo
Nov. 5	W	7-6	NY ISLANDERS
Nov. 6	W	5-3	St. Louis
Nov. 8	L	5-7	CHICAGO
Nov. 9	L	4-6	Philadelphia
Nov. 12	T	6-6	Washington
Nov. 13	L	4-5	MONTREAL
Nov. 15	L	2-5	BUFFALO
Nov. 18	L	3-5	CALIFORNIA
Nov. 21	W	4-1	Atlanta
Nov. 22	W	6-3	LOS ANGELES
Nov. 26	W	5-2	DETROIT
Nov. 29	W	8-3	NY RANGERS
Nov. 30	L	2-4	Boston
Dec. 3	T	3-3	Chicago
Dec. 4	L	1-6	NY Islanders
Dec. 7	W	6-3	TORONTO
Dec. 9	L	2-3	Kansas City
Dec. 10	L	2-3	Detroit
Dec. 13	T	4-4	BOSTON
Dec. 14	L	4-7	Montreal
Dec. 17	W	9-2	California
Dec. 19	L	1-5	Vancouver
Dec. 20	W	5-1	Los Angeles
Dec. 23	L	3-4	NY Rangers
Dec. 26	L	3-4	Atlanta
Dec. 27	W	3-2	ATLANTA
Dec. 31	W	5-1	LOS ANGELES
Jan. 3	L	4-8	PHILADELPHIA
Jan. 4	L	3-5	Chicago
Jan. 7	L	1-4	California
Jan. 10	T	3-3	VANCOUVER
Jan. 11	L	0-6	Buffalo

DATE	RESULT	SCORE	OPPONENT
Jan. 13	L	2-6	Boston
Jan. 15	L	1-4	Philadelphia
Jan. 17	W	3-2	BUFFALO
Jan. 18	W	8-3	NY RANGERS
Jan. 22	L	3-4	MONTREAL
Jan. 24	W	8-2	WASHINGTON
Jan. 25	T	1-1	MINNESOTA
Jan. 29	W	6-2	KANSAS CITY
Jan. 31	T	4-4	Kansas City
Feb. 1	W	7-1	TORONTO
Feb. 5	L	1-5	Boston
Feb. 7	W	7-3	Los Angeles
Feb. 8	W	7-3	Vancouver
Feb. 11	T	4-4	California
Feb. 14	T	4-4	NY Islanders
Feb. 15	W	6-4	LOS ANGELES
Feb. 17	W	6-1	KANSAS CITY
Feb. 19	W	7-5	TORONTO
Feb. 21	W	10-1	CHICAGO
Feb. 22	T	2-2	Detroit
Feb. 25	T	3-3	ATLANTA
Feb. 28	W	5-4	VANCOUVER
Feb. 29	L	3-5	ST. LOUIS
Mar. 2	W	6-2	Minnesota
Mar. 6	W	5-0	MINNESOTA
Mar. 7	L	3-5	NY ISLANDERS
Mar. 10	L	6-7	BUFFALO
Mar. 13	W	4-2	CALIFORNIA
Mar. 14	W	7-1	ST. LOUIS
Mar. 16	L	4-5	Montreal
Mar. 19	W	7-3	Washington
Mar. 21	W	4-2	NY Rangers
Mar. 24	T	5-5	BOSTON
Mar. 25	L	2-5	St. Louis
Mar. 28	W	3-0	DETROIT
Mar. 29	L	4-5	Toronto
Mar. 31	L	3-7	Montreal
Apr. 3	L	4-5	WASHINGTON
Apr. 4	W	6-5	Detroit

Home games in all CAPS

**35-33-12, 3rd, Norris Division**

# 1976-77

## Highlights

- Pierre Larouche records his fourth career hat trick in a 6-6 tie at Toronto on Feb. 19.
- Dunc Wilson and Denis Herron combine for 52 saves in a 7-3 loss to Atlanta on Mar. 15.
- Wayne Bianchin and Atlanta's Guy Chouinard record goals just four seconds apart on Mar. 15 to set the NHL record for two fastest goals.

## Transactions

- Aug. 11, 1976** - Obtained Don Awrey from Montreal for a third-round choice in the 1978 NHL Draft.
- Oct. 8, 1976** - Obtained Dunc Wilson from the New York Rangers for cash and other considerations.
- Oct. 18, 1976** - Obtained Mike Corrigan from Los Angeles for a fifth-round choice in the 1977 NHL Draft.

## Goaltenders

GOALIE	W-L-O	GP	MP	GA	SO	GAA
Denis Herron	15-11-5	34	1920	94	1	2.94
Dunc Wilson	18-19-8	45	2627	129	5	2.95
Gordie Laxton	1-3-0	6	253	26	0	6.17
<b>TOTALS</b>	<b>34-33-13</b>	<b>80</b>	<b>4800</b>	<b>252</b>	<b>6</b>	<b>3.15</b>

## Scoring

PLAYERS	GP	G	A	PTS	PIM
Jean Pronovost	79	33	31	64	24
Pierre Larouche	65	29	34	63	14
Syl Apps	72	18	43	61	20
Rick Kehoe	80	30	27	57	10
Ron Schock	80	17	32	49	10
Mike Corrigan	73	14	27	41	36
Ron Stackhouse	80	7	34	41	72
Greg Malone	66	18	19	37	43
Blair Chapman	80	14	23	37	16
Wayne Bianchin	79	28	6	34	28
Bob Kelly	74	10	21	31	115
Dennis Owchar	46	5	18	23	37
Stan Gilbertson	67	6	9	15	13
Mario Faubert	47	2	11	13	32
Russ Anderson	66	2	11	13	81
Don Awrey	79	1	12	13	40
Dave Burrows	69	3	6	9	29
Lew Morrison	76	2	1	3	0
Ed Van Impe	10	0	3	3	6
Lowell MacDonald	3	1	1	2	0
Vic Hadfield	9	0	2	2	0
Tom Price	7	0	2	2	4
Denis Herron	34	0	1	1	4
Dunc Wilson	45	0	1	1	21
Yves Bergeron	1	0	0	0	0
Steve Lyon	3	0	0	0	2
Gordie Laxton	6	0	0	0	0
Ed Gilbert	7	0	0	0	0
Bench					12

## Games

DATE	RESULT	SCORE	OPPONENT
Oct. 6	W	9-5	VANCOUVER
Oct. 7	L	1-10	Montreal
Oct. 9	L	4-7	LOS ANGELES
Oct. 13	L	1-4	Chicago
Oct. 15	L	1-2	Atlanta
Oct. 16	W	4-3	DETROIT
Oct. 20	T	4-4	Toronto
Oct. 23	L	1-9	MONTREAL
Oct. 24	T	3-3	ATLANTA
Oct. 27	T	4-4	Buffalo
Oct. 28	L	0-3	Philadelphia
Oct. 30	T	2-2	NY RANGERS
Nov. 2	W	7-1	LOS ANGELES
Nov. 5	W	4-1	Colorado
Nov. 7	T	2-2	Cleveland
Nov. 10	L	2-3	Minnesota
Nov. 13	W	1-0	PHILADELPHIA
Nov. 14	W	5-1	NY Rangers
Nov. 20	L	2-5	COLORADO
Nov. 21	W	5-0	CHICAGO
Nov. 24	L	0-4	BOSTON
Nov. 26	W	3-1	Cleveland
Nov. 27	L	1-3	NY ISLANDERS
Nov. 30	L	4-6	Washington
Dec. 2	W	4-2	NY Islanders
Dec. 4	L	1-3	Montreal
Dec. 7	W	6-2	MINNESOTA
Dec. 9	W	2-1	Buffalo
Dec. 11	L	3-6	NY Islanders
Dec. 12	W	5-3	ST. LOUIS
Dec. 16	W	5-4	CLEVELAND
Dec. 18	L	3-5	WASHINGTON
Dec. 19	L	3-6	Boston
Dec. 22	W	5-2	Toronto
Dec. 23	L	2-5	Detroit
Dec. 26	W	4-2	TORONTO
Dec. 29	T	3-3	MONTREAL
Jan. 1	W	6-3	BUFFALO
Jan. 4	T	2-2	VANCOUVER
Jan. 6	T	3-3	Washington
Jan. 8	W	4-2	CHICAGO

DATE	RESULT	SCORE	OPPONENT
Jan. 11	L	0-2	TORONTO
Jan. 15	W	5-2	BUFFALO
Jan. 16	L	5-6	ATLANTA
Jan. 19	W	3-0	Vancouver
Jan. 20	L	3-5	Los Angeles
Jan. 22	W	3-2	NY ISLANDERS
Jan. 27	W	3-0	NY Rangers
Jan. 29	L	2-5	PHILADELPHIA
Jan. 30	W	5-2	BOSTON
Feb. 2	W	5-2	MINNESOTA
Feb. 3	T	0-0	Cleveland
Feb. 5	W	3-1	DETROIT
Feb. 6	L	2-5	Colorado
Feb. 8	L	3-6	St. Louis
Feb. 11	L	2-3	Vancouver
Feb. 12	W	3-2	Los Angeles
Feb. 16	T	4-4	MONTREAL
Feb. 19	T	6-6	Toronto
Feb. 20	W	4-1	CLEVELAND
Feb. 22	L	1-3	Washington
Feb. 24	L	2-3	Detroit
Feb. 26	W	2-1	WASHINGTON
Feb. 27	T	2-2	BOSTON
Mar. 2	L	0-5	LOS ANGELES
Mar. 3	L	1-5	Montreal
Mar. 5	T	3-3	Los Angeles
Mar. 6	W	2-1	St. Louis
Mar. 9	W	3-0	COLORADO
Mar. 12	W	3-2	BUFFALO
Mar. 13	L	0-4	Philadelphia
Mar. 15	L	3-7	Atlanta
Mar. 16	W	7-3	ST. LOUIS
Mar. 19	L	2-5	NY RANGERS
Mar. 20	L	2-3	Chicago
Mar. 22	W	4-2	Minnesota
Mar. 27	L	0-3	Boston
Mar. 30	L	3-4	WASHINGTON
Apr. 2	W	4-3	Detroit
Apr. 3	W	4-2	DETROIT

Home games in all CAPS

**34-33-13, 3rd, Norris Division**

# 1977-78

## Highlights

- Johnny Wilson is named head coach on June 13.
- Pete Mahovlich records a hat trick in his first game with the Penguins, a 6-4 win over Detroit on Nov. 30.
- Jean Pronovost posts a seven-game goal streak from Jan. 2 through Jan. 14.
- Edward J. DeBartolo takes control of the Penguins on Apr. 5.

## Transactions

**Sept. 20, 1977** - Obtained Brian Spencer from Buffalo for Ron Schock.

**Oct. 1, 1977** - Obtained Bob Paradise from Washington for the rights to Don Awrey.

**Nov. 2, 1977** - Obtained Gene Carr, Dave Schultz and a fourth-round choice in the 1978 NHL Draft from Los Angeles for Syl Apps and Hartland Monahan.

**Nov. 29, 1977** - Obtained Peter Lee and Pete Mahovlich from Montreal for Pierre Larouche and the rights to Peter Marsh.

## Goaltenders

GOALIE	W-L-O	GP	MP	GA	SO	GAA
Denis Herron	20-25-15	60	3534	210	0	3.57
Dunc Wilson	5-11-3	21	1180	95	0	4.83
Gordie Laxton	0-1-0	2	73	9	0	7.40
Greg Redquest	0-0-0	1	13	3	0	13.85
<b>TOTALS</b>	<b>25-37-18</b>	<b>80</b>	<b>4800</b>	<b>321</b>	<b>0</b>	<b>4.01</b>

## Scoring

PLAYERS	GP	G	A	PTS	PIM
Jean Pronovost	79	40	25	65	50
Pete Mahovlich	57	25	36	61	37
Greg Malone	78	18	43	61	80
Gene Carr	70	17	37	54	76
Rick Kehoe	70	29	21	50	10
Blair Chapman	75	24	20	44	37
Tom Edur	58	5	38	43	18
Dave Schultz	66	9	25	34	378
Wayne Bianchin	61	20	13	33	40
Brian Spencer	79	9	11	20	81
Mike Corrigan	25	8	12	20	10
Ron Stackhouse	50	5	15	20	36
Dave Burrows	67	4	15	19	24
Peter Lee	60	5	13	18	19
Russ Anderson	74	2	16	18	150
Lowell MacDonald	19	5	8	13	2
John Flesch	29	7	5	12	19
Bob Paradise	64	2	10	12	53
Pierre Larouche	20	6	5	11	0
Dennis Owchar	22	2	8	10	23
Colin Campbell	55	1	9	10	103
Tom Cassidy	26	3	4	7	15
Syl Apps	9	0	7	7	0
Jim Hamilton	25	2	4	6	2
Mario Faubert	18	0	6	6	11
Derek Sanderson	13	3	1	4	0
Jacques Cossette	19	1	2	3	4
Hartland Monahan	7	2	0	2	2
Lew Morrison	8	0	2	2	0
Dunc Wilson	21	0	1	1	0
Denis Herron	60	0	1	1	6
Greg Redquest	1	0	0	0	0
Kim Davis	1	0	0	0	0
Gordie Laxton	2	0	0	0	0
Tom Price	10	0	0	0	0
Bench					14

## Games

DATE	RESULT	SCORE	OPPONENT
Oct. 12	W	4-2	ST. LOUIS
Oct. 14	L	1-2	Washington
Oct. 15	L	2-8	PHILADELPHIA
Oct. 19	T	3-3	NY Rangers
Oct. 20	L	0-11	Philadelphia
Oct. 22	W	5-2	ATLANTA
Oct. 23	W	3-2	Cleveland
Oct. 26	L	3-4	DETROIT
Oct. 29	L	3-5	BOSTON
Nov. 2	L	1-3	Detroit
Nov. 4	L	2-5	Atlanta
Nov. 5	L	3-4	NY Islanders
Nov. 9	W	5-3	CLEVELAND
Nov. 12	W	7-4	CHICAGO
Nov. 13	T	3-3	Buffalo
Nov. 16	L	4-7	Minnesota
Nov. 19	T	5-5	NY RANGERS
Nov. 22	T	3-3	Vancouver
Nov. 24	L	3-5	Los Angeles
Nov. 26	W	5-2	NY ISLANDERS
Nov. 29	L	1-9	Montreal
Nov. 30	W	6-4	DETROIT
Dec. 3	T	4-4	BUFFALO
Dec. 4	W	4-2	Washington
Dec. 6	T	3-3	Colorado
Dec. 8	L	3-5	LOS ANGELES
Dec. 10	L	2-6	Boston
Dec. 11	L	1-5	ATLANTA
Dec. 14	L	2-3	St. Louis
Dec. 17	W	5-3	MONTREAL
Dec. 22	T	3-3	Buffalo
Dec. 23	L	2-6	TORONTO
Dec. 26	W	5-4	Toronto
Dec. 28	T	2-2	WASHINGTON
Dec. 29	L	3-4	Montreal
Dec. 31	W	6-3	CLEVELAND
Jan. 2	L	2-3	Washington
Jan. 4	W	8-3	VANCOUVER
Jan. 7	T	3-3	LOS ANGELES
Jan. 9	W	5-3	NY Rangers
Jan. 11	L	6-8	MONTREAL

DATE	RESULT	SCORE	OPPONENT
Jan. 12	T	4-4	Philadelphia
Jan. 14	W	4-2	CLEVELAND
Jan. 18	L	0-1	Atlanta
Jan. 21	L	2-5	WASHINGTON
Jan. 22	W	3-1	NY RANGERS
Jan. 28	T	3-3	BUFFALO
Jan. 29	L	2-8	Boston
Jan. 31	W	5-3	Detroit
Feb. 1	W	6-1	MINNESOTA
Feb. 4	L	1-8	BOSTON
Feb. 7	W	4-2	Colorado
Feb. 11	T	3-3	Los Angeles
Feb. 14	W	2-1	CHICAGO
Feb. 18	T	1-1	LOS ANGELES
Feb. 19	T	2-2	Chicago
Feb. 21	W	5-4	St. Louis
Feb. 22	T	2-2	ST. LOUIS
Feb. 25	L	1-3	PHILADELPHIA
Feb. 26	T	4-4	Buffalo
Mar. 1	L	2-5	MONTREAL
Mar. 4	L	3-6	NY Islanders
Mar. 5	T	3-3	NY ISLANDERS
Mar. 8	W	5-3	COLORADO
Mar. 11	L	1-3	VANCOUVER
Mar. 12	L	1-7	TORONTO
Mar. 14	L	2-4	Los Angeles
Mar. 15	L	4-7	Vancouver
Mar. 18	W	3-2	Toronto
Mar. 19	L	1-9	Chicago
Mar. 21	L	1-7	Minnesota
Mar. 22	L	2-5	COLORADO
Mar. 25	T	2-2	DETROIT
Mar. 29	L	2-6	Montreal
Mar. 30	L	3-6	Boston
Apr. 2	W	6-3	TORONTO
Apr. 5	W	7-2	MINNESOTA
Apr. 6	L	4-6	Detroit
Apr. 8	L	4-6	WASHINGTON
Apr. 9	W	3-2	Cleveland

Home games in all CAPS

25-37-18, 4th, Norris Division

# 1978-79

## Highlights

- Penguins record a 10-game unbeaten streak (6-0-4) from Mar. 13 through Mar. 28.
- The Penguins set a then single-season record with 34 road points.
- George Ferguson scores in overtime to eliminate Buffalo from the preliminary round of the playoffs, 2-1.

## Transactions

**June 13, 1978** - Obtained Randy Carlyle and George Ferguson from Toronto for Dave Burrows.

**June 14, 1978** - Obtained Tom Bladon, Orest Kindrachuk and Ross Lonsberry from Philadelphia for a first-round choice in the 1978 NHL Draft.

**Sept. 6, 1978** - Obtained Gregg Sheppard from Boston in a three-way deal, with Pittsburgh sending Jean Pronovost to Atlanta and Atlanta sending Dick Redmond to Boston.

**Oct. 18, 1978** - Obtained Rod Schutt from Montreal for a first-round choice in the 1981 NHL Draft.

## Goaltenders

GOALIE	W-L-O	GP	MP	GA	SO	GAA
Denis Herron	22-19-12	56	3208	180	0	3.37
Greg Millen	14-11-1	28	1532	86	2	3.37
Gordie Laxton	0-1-0	1	60	8	0	8.00
<b>TOTALS</b>	<b>36-31-13</b>	<b>80</b>	<b>4800</b>	<b>279</b>	<b>2</b>	<b>3.49</b>

## Scoring

PLAYERS	GP	G	A	PTS	PIM
Greg Malone	80	35	30	65	52
Orest Kindrachuk	79	18	42	60	84
Peter Lee	80	32	26	58	24
Peter Mahovlich	60	14	39	53	39
George Ferguson	80	21	29	50	37
Randy Carlyle	70	13	34	47	78
Ross Lonsberry	80	24	22	46	38
Rick Kehoe	57	27	18	45	2
Rod Schutt	74	24	21	45	33
Ron Stackhouse	75	10	33	43	54
Gregg Sheppard	60	15	22	37	9
Dale Tallon	63	5	24	29	35
Tom Bladon	78	4	23	27	64
Gary McAdam	68	11	14	25	15
Colin Campbell	65	2	18	20	137
Blair Chapman	71	10	8	18	18
Russ Anderson	72	3	13	16	93
Wayne Bianchin	40	7	4	11	20
Jacques Cossette	38	7	2	9	16
Denis Herron	56	0	2	2	18
Kim Davis	1	1	0	1	0
Bob Paradise	14	0	1	1	4
Gordon Laxton	1	0	0	0	0
Jim Hamilton	2	0	0	0	0
Tom Price	2	0	0	0	4
Lex Hudson	2	0	0	0	0
Mike Meeker	4	0	0	0	5
Brian Spencer	7	0	0	0	0
Greg Millen	28	0	0	0	0
Bench					16

## Games

DATE	RESULT	SCORE	OPPONENT
Oct. 11	L	2-3	TORONTO
Oct. 12	L	2-8	Boston
Oct. 14	T	4-4	BOSTON
Oct. 18	L	3-5	NY ISLANDERS
Oct. 19	L	1-3	Philadelphia
Oct. 21	W	5-1	WASHINGTON
Oct. 25	T	6-6	ST. LOUIS
Oct. 28	L	2-4	ATLANTA
Oct. 29	L	2-3	NY Rangers
Nov. 1	L	4-6	Washington
Nov. 3	L	0-2	Atlanta
Nov. 4	W	7-3	DETROIT
Nov. 8	W	6-3	COLORADO
Nov. 9	T	4-4	Buffalo
Nov. 11	L	1-2	NY RANGERS
Nov. 16	W	6-3	Vancouver
Nov. 18	W	3-1	Los Angeles
Nov. 22	L	2-3	MONTREAL
Nov. 23	L	4-8	Montreal
Nov. 25	L	1-3	PHILADELPHIA
Nov. 26	L	2-8	Toronto
Nov. 29	W	5-3	WASHINGTON
Dec. 1	W	7-4	Washington
Dec. 2	W	5-2	CHICAGO
Dec. 5	T	3-3	NY Islanders
Dec. 6	W	6-4	TORONTO
Dec. 8	T	3-3	Montreal
Dec. 9	T	4-4	BUFFALO
Dec. 13	W	3-0	ST. LOUIS
Dec. 14	L	1-2	Philadelphia
Dec. 16	W	6-5	VANCOUVER
Dec. 17	T	3-3	Chicago
Dec. 21	W	4-1	Los Angeles
Dec. 23	L	3-5	Minnesota
Dec. 27	W	5-2	LOS ANGELES
Dec. 30	W	3-1	DETROIT
Dec. 31	W	5-4	Detroit
Jan. 3	L	3-5	VANCOUVER
Jan. 5	T	3-3	Atlanta
Jan. 6	L	3-4	LOS ANGELES
Jan. 10	W	3-2	MONTREAL

DATE	RESULT	SCORE	OPPONENT
Jan. 13	W	5-3	BOSTON
Jan. 14	W	5-4	Buffalo
Jan. 16	W	5-0	MINNESOTA
Jan. 17	L	1-4	Detroit
Jan. 20	L	2-5	WASHINGTON
Jan. 24	L	1-4	Los Angeles
Jan. 25	L	3-5	Colorado
Jan. 27	W	5-3	LOS ANGELES
Jan. 31	L	1-4	MONTREAL
Feb. 3	W	4-2	DETROIT
Feb. 4	L	3-8	Detroit
Feb. 15	W	6-5	MINNESOTA
Feb. 17	W	6-3	BUFFALO
Feb. 18	L	2-6	Detroit
Feb. 21	W	3-1	MONTREAL
Feb. 22	L	0-12	Montreal
Feb. 24	W	5-1	CHICAGO
Feb. 25	T	2-2	Chicago
Feb. 28	W	5-3	COLORADO
Mar. 3	L	4-8	St. Louis
Mar. 4	W	7-2	Colorado
Mar. 7	L	0-4	LOS ANGELES
Mar. 10	W	3-2	PHILADELPHIA
Mar. 11	L	0-4	Toronto
Mar. 13	W	9-3	Vancouver
Mar. 14	T	3-3	Los Angeles
Mar. 17	W	5-2	Washington
Mar. 18	W	5-1	NY Rangers
Mar. 21	T	2-2	WASHINGTON
Mar. 22	W	3-1	Boston
Mar. 24	T	3-3	NY Islanders
Mar. 25	T	2-2	NY ISLANDERS
Mar. 27	W	5-1	Minnesota
Mar. 28	W	7-1	NY RANGERS
Mar. 31	L	3-5	Montreal
Apr. 1	L	2-7	ATLANTA
Apr. 3	W	3-2	St. Louis
Apr. 7	W	4-3	DETROIT
Apr. 8	L	2-5	Washington

Home games in all CAPS

36-31-13, 2nd, Norris Division

# 1979-80

## Highlights

- Greg Malone records six assists vs. Quebec on Nov. 28.
- The Penguins wear black and gold for the first time vs. St. Louis on Jan. 30.
- Olympian Mark Johnson makes his Penguins debut on Mar. 2 vs. the New York Islanders.

## Transactions

**Aug. 3, 1979** - Obtained Nick Libett from Detroit for Pete Mahovich.

**Aug. 30, 1979** - Obtained Rob Holland and Pat Hughes from Montreal for Denis Herron and a second-round choice in the 1982 NHL Draft.

**Nov. 13, 1979** - Obtained Bob Stewart from St. Louis for Blair Chapman.

## Goaltenders

GOALIE	W-L-O	GP	MP	GA	SO	GAA
Nick Ricci	2-2-0	4	240	14	0	3.50
Greg Millen	18-18-7	44	2586	157	2	3.64
Rob Holland	10-17-6	34	1974	126	1	3.83
<b>TOTALS</b>	<b>30-37-13</b>	<b>80</b>	<b>4800</b>	<b>303</b>	<b>3</b>	<b>3.79</b>

## Scoring

PLAYERS	GP	G	A	PTS	PIM
Rick Kehoe	79	30	30	60	4
Greg Malone	51	19	32	51	46
George Ferguson	73	21	28	49	36
Orest Kindrachuk	52	17	29	46	63
Peter Lee	74	16	29	45	20
Gary McAdam	78	19	22	41	63
Rod Schutt	73	18	21	39	43
Gregg Sheppard	76	13	24	37	20
Randy Carlyle	67	8	28	36	45
Ross Lonsberry	76	15	18	33	36
Ron Stackhouse	78	6	27	33	36
Pat Hughes	76	18	14	32	78
Russ Anderson	76	5	22	27	150
Nick Libett	78	14	12	26	14
Paul Marshall	46	9	12	21	9
Mario Faubert	49	5	13	18	31
Dale Tallon	32	5	9	14	18
Bob Stewart	75	3	8	11	56
Kim Davis	24	3	7	10	43
Mark Johnson	17	3	5	8	4
Tom Bladon	57	2	6	8	35
Greg Millen	44	0	3	3	14
Kim Clackson	46	0	3	3	166
Jim Hamilton	10	2	0	2	0
Nick Ricci	4	0	0	0	0
Rob Holland	34	0	0	0	2
Bench					10



## Games

DATE	RESULT	SCORE	OPPONENT
Oct. 10	W	4-2	WINNIPEG
Oct. 13	T	3-3	HARTFORD
Oct. 14	W	4-1	Boston
Oct. 17	L	4-5	LOS ANGELES
Oct. 20	W	5-1	WASHINGTON
Oct. 21	L	3-6	NY Rangers
Oct. 24	L	3-7	Buffalo
Oct. 25	L	5-8	Montreal
Oct. 31	W	4-2	COLORADO
Nov. 3	T	3-3	ATLANTA
Nov. 7	T	3-3	MONTREAL
Nov. 10	L	1-6	BOSTON
Nov. 11	W	4-1	NY Rangers
Nov. 15	T	3-3	Los Angeles
Nov. 16	L	2-5	Vancouver
Nov. 18	W	3-2	Winnipeg
Nov. 21	W	5-2	ST. LOUIS
Nov. 23	L	1-4	Atlanta
Nov. 24	W	5-3	NY RANGERS
Nov. 28	W	7-2	QUEBEC
Nov. 30	L	5-7	Hartford
Dec. 1	W	5-4	COLORADO
Dec. 5	T	3-3	VANCOUVER
Dec. 7	W	5-3	Washington
Dec. 8	T	3-3	CHICAGO
Dec. 11	T	3-3	St. Louis
Dec. 12	T	3-3	NY ISLANDERS
Dec. 15	T	3-3	NY Islanders
Dec. 16	L	1-4	Quebec
Dec. 19	T	0-0	Chicago
Dec. 20	T	1-1	Philadelphia
Dec. 22	L	3-4	NY RANGERS
Dec. 26	W	6-4	DETROIT
Dec. 28	W	4-2	Atlanta
Dec. 29	W	3-2	ATLANTA
Dec. 31	L	2-4	Minnesota
Jan. 2	W	5-3	MONTREAL
Jan. 3	W	4-3	NY Islanders
Jan. 5	L	4-5	BUFFALO
Jan. 7	L	5-9	Toronto
Jan. 9	W	4-2	VANCOUVER

DATE	RESULT	SCORE	OPPONENT
Jan. 12	L	2-3	CHICAGO
Jan. 16	W	6-4	TORONTO
Jan. 17	L	1-7	Hartford
Jan. 19	L	2-5	EDMONTON
Jan. 23	L	3-4	Edmonton
Jan. 24	L	1-4	Colorado
Jan. 26	L	4-6	BOSTON
Jan. 27	W	5-3	Boston
Jan. 30	L	3-4	ST. LOUIS
Jan. 31	L	3-4	Detroit
Feb. 2	L	0-4	PHILADELPHIA
Feb. 7	L	0-9	Buffalo
Feb. 9	L	2-5	MINNESOTA
Feb. 10	L	2-3	Chicago
Feb. 13	W	4-2	Toronto
Feb. 16	L	1-8	Montreal
Feb. 17	L	5-6	Philadelphia
Feb. 20	W	7-5	DETROIT
Feb. 23	W	2-1	QUEBEC
Feb. 24	L	0-2	Quebec
Feb. 27	W	3-2	WINNIPEG
Mar. 2	T	0-0	NY ISLANDERS
Mar. 3	L	1-5	St. Louis
Mar. 5	L	3-5	TORONTO
Mar. 8	W	5-4	EDMONTON
Mar. 9	L	2-6	Detroit
Mar. 11	L	3-4	PHILADELPHIA
Mar. 12	W	4-2	LOS ANGELES
Mar. 15	W	5-2	MINNESOTA
Mar. 18	L	3-4	Minnesota
Mar. 21	L	2-9	Edmonton
Mar. 23	W	4-2	Winnipeg
Mar. 25	W	4-2	Vancouver
Mar. 27	T	2-2	Los Angeles
Mar. 28	L	0-5	Colorado
Mar. 30	W	4-0	WASHINGTON
Apr. 1	L	2-6	Washington
Apr. 2	W	6-4	HARTFORD
Apr. 5	L	1-9	BUFFALO

Home games in all CAPS

30-37-13, 3rd, Norris Division

# 1980-81

## Highlights

- Ed Johnston is named head coach on July 15.
- Paul Gardner scores four goals vs. Philadelphia on Dec. 13, becoming the first Penguin to accomplish the feat.
- Rick Kehoe sets a new team record with 55 goals.
- Randy Carlyle is named a First-Team All-Star.
- Rick Kehoe wins the Lady Byng Trophy and Randy Carlyle wins the James Norris Trophy.

## Transactions

**Nov. 18, 1980** - Obtained Paul Gardner and Dave Burrows from Toronto for Paul Marshall and Kim Davis.

**Jan. 2, 1981** - Obtained Gary Rissling from Washington for a fifth-round choice in the 1981 NHL Draft.

**Mar. 10, 1981** - Obtained Pat Price from Edmonton for Pat Hughes.

## Goaltenders

GOALIE	W-L-O	GP	MP	GA	SO	GAA
Nick Ricci	4-5-0	9	540	35	0	3.89
Greg Millen	25-27-10	63	3721	258	0	4.16
Rob Holland	1-5-3	10	539	45	0	5.01
<b>TOTALS</b>	<b>30-37-13</b>	<b>80</b>	<b>4800</b>	<b>345</b>	<b>0</b>	<b>4.31</b>

## Scoring

PLAYERS	GP	G	A	PTS	PIM
Rick Kehoe	80	55	33	88	6
Randy Carlyle	76	16	67	83	136
Paul Gardner	62	34	40	74	59
Peter Lee	80	30	34	64	86
Rod Schutt	80	25	35	60	55
Mario Faubert	72	8	44	52	122
Greg Malone	62	21	29	50	68
Ross Lonsberry	80	17	33	50	76
George Ferguson	79	25	18	43	42
Pat Price	72	8	34	42	226
Errol Thompson	73	20	20	40	64
Ron Stackhouse	74	6	29	35	86
Mark Johnson	73	10	23	33	50
Gregg Sheppard	47	11	17	28	49
Pat Hughes	58	10	9	19	161
Paul Baxter	51	5	14	19	204
Russ Anderson	34	3	14	17	112
Nick Libett	44	6	6	12	4
Orest Kindrachuk	13	3	9	12	34
Gary McAdam	34	3	9	12	30
Marc Chorney	8	1	6	7	14
Jim Hamilton	20	1	6	7	18
Paul Marshall	13	3	0	3	4
Mike Bullard	15	1	2	3	19
Dave Burrows	59	0	2	2	30
Greg Millen	63	0	2	2	6
Kim Davis	8	1	0	1	4
Gary Rissling	26	1	0	1	143
Bennett Wolf	24	0	1	1	94
Gilles Lupien	31	0	1	1	34
Tony Feltrin	2	0	0	0	0
Nick Ricci	9	0	0	0	2
Rob Holland	10	0	0	0	0

## Games

DATE	RESULT	SCORE	OPPONENT
Oct. 9	L	4-7	Philadelphia
Oct. 11	W	5-4	WINNIPEG
Oct. 12	W	6-3	NY Rangers
Oct. 15	L	2-5	HARTFORD
Oct. 18	L	2-4	BUFFALO
Oct. 21	L	5-8	Toronto
Oct. 22	W	9-3	ST. LOUIS
Oct. 25	L	2-8	CALGARY
Oct. 29	T	1-1	Buffalo
Oct. 31	W	6-5	Winnipeg
Nov. 1	L	3-6	Minnesota
Nov. 3	T	4-4	Edmonton
Nov. 5	L	1-2	TORONTO
Nov. 8	W	5-3	DETROIT
Nov. 9	L	4-7	Boston
Nov. 12	L	1-3	WASHINGTON
Nov. 14	T	3-3	NY Rangers
Nov. 15	L	4-7	BOSTON
Nov. 19	L	2-3	MINNESOTA
Nov. 22	W	4-2	COLORADO
Nov. 26	L	4-7	VANCOUVER
Nov. 27	T	3-3	Boston
Nov. 29	L	2-4	NY RANGERS
Dec. 3	T	4-4	Toronto
Dec. 4	W	3-2	Montreal
Dec. 6	W	6-4	CHICAGO
Dec. 7	L	1-10	Buffalo
Dec. 10	W	4-3	MONTREAL
Dec. 12	W	6-2	Washington
Dec. 13	L	5-6	PHILADELPHIA
Dec. 17	T	3-3	Los Angeles
Dec. 19	L	4-10	Vancouver
Dec. 20	T	3-3	Calgary
Dec. 23	L	3-6	St. Louis
Dec. 26	L	7-9	Hartford
Dec. 27	W	6-4	QUEBEC
Dec. 31	L	1-3	Detroit
Jan. 3	W	6-4	DETROIT
Jan. 4	L	2-3	Chicago
Jan. 7	W	7-3	NY ISLANDERS
Jan. 8	L	2-4	Montreal

DATE	RESULT	SCORE	OPPONENT
Jan. 10	L	3-5	CHICAGO
Jan. 13	L	3-6	NY Islanders
Jan. 14	W	6-3	ST. LOUIS
Jan. 17	W	5-4	LOS ANGELES
Jan. 21	L	0-5	PHILADELPHIA
Jan. 24	W	4-3	CALGARY
Jan. 27	L	1-7	St. Louis
Jan. 28	W	3-1	MINNESOTA
Jan. 31	T	4-4	WASHINGTON
Feb. 2	L	4-8	Chicago
Feb. 4	W	3-2	Winnipeg
Feb. 6	L	4-6	Colorado
Feb. 7	L	4-5	Calgary
Feb. 12	W	5-3	NY ISLANDERS
Feb. 14	T	2-2	VANCOUVER
Feb. 17	L	1-4	Philadelphia
Feb. 19	W	6-2	HARTFORD
Feb. 21	L	1-6	BUFFALO
Feb. 22	W	9-4	COLORADO
Feb. 25	W	4-3	WINNIPEG
Feb. 26	W	7-5	Washington
Feb. 28	W	6-4	NY RANGERS
Mar. 2	W	5-4	Quebec
Mar. 4	W	6-5	LOS ANGELES
Mar. 7	L	5-8	Minnesota
Mar. 8	W	6-4	EDMONTON
Mar. 11	L	1-2	MONTREAL
Mar. 14	T	3-3	QUEBEC
Mar. 16	L	6-7	Edmonton
Mar. 17	L	3-4	Vancouver
Mar. 19	T	4-4	Los Angeles
Mar. 21	W	3-1	Colorado
Mar. 25	W	5-2	TORONTO
Mar. 28	T	4-4	NY Islanders
Mar. 29	L	2-5	EDMONTON
Mar. 31	L	1-5	Quebec
Apr. 2	T	1-1	Detroit
Apr. 4	L	2-5	BOSTON
Apr. 5	W	5-4	Hartford

Home games in all CAPS

30-37-13, 3rd, Norris Division

# 1981-82

## Highlights

- Michel Dion is named the starting goaltender in the NHL All-Star Game.
- Pittsburgh breaks the New York Islanders' then NHL-record 15-game winning streak with a 4-3 victory on Feb. 21.
- Mike Bullard's 37 goals are the most by a Penguins rookie.
- Paul Baxter sets a team record with 409 penalty minutes.

## Transactions

**June 29, 1981** - Obtained Pat Boutette and Kevin McClelland from Hartford as compensation for Hartford signing free agent Greg Millen.

**Dec. 29, 1981** - Obtained Rick MacLeish from Hartford for Russ Anderson.

**Feb. 14, 1982** - Obtained Gary Edwards from St. Louis for an eighth-round choice in the 1984 NHL Draft.

## Goaltenders

GOALIE	W-L-O	GP	MP	GA	SO	GAA
Gary Edwards	3-2-1	6	360	22	1	3.67
Michel Dion	25-24-12	62	3580	226	0	3.79
Nick Ricci	0-3-0	3	160	14	0	5.25
Paul Harrison	3-7-0	13	700	64	0	5.49
<b>TOTALS</b>	<b>31-36-13</b>	<b>80</b>	<b>4800</b>	<b>337</b>	<b>1</b>	<b>4.21</b>

## Scoring

PLAYERS	GP	G	A	PTS	PIM
Rick Kehoe	71	33	52	85	8
Randy Carlyle	73	11	64	75	131
Pat Boutette	80	23	51	74	230
Paul Gardner	59	36	33	69	28
Mike Bullard	75	37	27	64	91
George Ferguson	71	22	31	53	45
Rick MacLeish	74	19	28	47	44
Paul Baxter	76	9	34	43	409
Greg Malone	78	15	24	39	125
Pat Price	77	7	31	38	322
Peter Lee	74	18	16	34	98
Doug Shedden	38	10	15	25	12
Gregg Sheppard	58	11	10	21	35
Mark Johnson	46	10	11	21	30
Rod Schutt	35	9	12	21	42
Ron Stackhouse	76	2	19	21	102
Andre St. Laurent	34	10	9	19	32
Bob Simpson	26	9	9	18	4
Steve Gatzos	16	6	8	14	14
Pat Graham	42	6	8	14	55
Mario Faubert	14	4	8	12	14
Greg Hotham	28	4	6	10	16
Jim Hamilton	11	5	3	8	2
Paul Mulvey	27	1	7	8	76
Marc Chorney	60	1	6	7	63
Kevin McClelland	10	1	4	5	4
Randy Boyd	23	0	2	2	49
Russ Anderson	31	0	1	1	98
Michel Dion	62	0	1	1	4
Dave Hannan	1	0	0	0	0
Bennett Wolf	1	0	0	0	2
Nick Ricci	3	0	0	0	0
Tony Feltrin	5	0	0	0	4
Gary Edwards	6	0	0	0	2
Paul Harrison	13	0	0	0	0
Gary Rissling	16	0	0	0	55
Bench					10

## Games

DATE	RESULT	SCORE	OPPONENT
Oct. 6	L	2-6	St. Louis
Oct. 7	T	5-5	Chicago
Oct. 10	W	2-1	QUEBEC
Oct. 11	L	2-8	Philadelphia
Oct. 14	L	1-4	NY ISLANDERS
Oct. 17	W	5-2	MINNESOTA
Oct. 18	L	2-3	Detroit
Oct. 20	W	5-3	COLORADO
Oct. 22	T	3-3	Calgary
Oct. 23	L	3-8	Edmonton
Oct. 25	W	6-4	Vancouver
Oct. 28	L	3-5	TORONTO
Oct. 29	L	4-6	Philadelphia
Oct. 31	W	3-1	BUFFALO
Nov. 4	W	6-3	NY RANGERS
Nov. 7	W	7-2	PHILADELPHIA
Nov. 11	W	3-2	Washington
Nov. 14	T	3-3	Boston
Nov. 18	W	6-1	ST. LOUIS
Nov. 20	T	3-3	TORONTO
Nov. 21	L	5-9	Montreal
Nov. 24	W	7-1	Quebec
Nov. 25	W	2-1	MONTREAL
Nov. 28	W	5-3	DETROIT
Dec. 2	W	4-2	WINNIPEG
Dec. 5	L	1-3	St. Louis
Dec. 6	L	4-7	Buffalo
Dec. 9	L	1-4	PHILADELPHIA
Dec. 12	W	7-4	WASHINGTON
Dec. 14	L	4-5	NY Rangers
Dec. 16	W	7-6	LOS ANGELES
Dec. 19	T	3-3	NY RANGERS
Dec. 20	L	1-3	Philadelphia
Dec. 23	T	4-4	Toronto
Dec. 26	L	5-7	BUFFALO
Dec. 27	L	3-5	NY Rangers
Dec. 30	W	6-2	WASHINGTON
Jan. 2	W	9-4	HARTFORD
Jan. 3	W	6-4	Hartford
Jan. 6	L	3-6	Chicago
Jan. 7	L	4-5	Detroit

DATE	RESULT	SCORE	OPPONENT
Jan. 9	W	4-3	VANCOUVER
Jan. 13	L	1-6	Winnipeg
Jan. 16	L	0-4	Calgary
Jan. 17	T	3-3	Vancouver
Jan. 20	W	5-4	BOSTON
Jan. 21	L	1-6	NY Islanders
Jan. 23	T	5-5	PHILADELPHIA
Jan. 26	L	2-9	NY Islanders
Jan. 27	L	3-6	NY ISLANDERS
Jan. 30	W	2-1	WINNIPEG
Jan. 31	L	3-8	Washington
Feb. 3	L	6-9	MINNESOTA
Feb. 6	L	4-6	WASHINGTON
Feb. 7	L	4-5	Philadelphia
Feb. 10	T	3-3	HARTFORD
Feb. 11	L	2-4	Montreal
Feb. 13	T	3-3	LOS ANGELES
Feb. 16	L	2-6	NY Islanders
Feb. 17	L	3-5	NY RANGERS
Feb. 20	W	6-5	PHILADELPHIA
Feb. 21	W	4-3	NY ISLANDERS
Feb. 25	L	2-4	NY Islanders
Feb. 27	L	1-4	EDMONTON
Feb. 28	W	4-2	NY Rangers
Mar. 3	L	2-3	BOSTON
Mar. 6	W	6-4	Quebec
Mar. 7	T	4-4	CALGARY
Mar. 10	W	7-2	Washington
Mar. 13	W	6-2	COLORADO
Mar. 15	L	3-4	Minnesota
Mar. 17	L	4-10	Edmonton
Mar. 20	L	5-7	Los Angeles
Mar. 21	W	6-0	Colorado
Mar. 24	L	2-7	NY RANGERS
Mar. 27	T	3-3	CHICAGO
Mar. 28	W	6-5	Washington
Mar. 31	T	4-4	WASHINGTON
Apr. 2	W	7-5	NY Rangers
Apr. 4	W	7-2	NY ISLANDERS

Home games in all CAPS

31-36-13, 4th, Patrick Division

# 1982-83

## Highlights

- Pat Boutette records hat tricks on Oct. 12 vs. Vancouver and Oct. 27 vs. Washington.
- Denis Herron records his fourth shutout as a Penguin in a 0-0 tie with Philadelphia on Dec. 4.
- Rick Kehoe is named to the Prince of Wales Conference All-Star Team.

## Transactions

**Sept. 15, 1982** - Obtained Denis Herron from Montreal for a third-round choice in the 1985 NHL Draft.

**Oct. 28, 1982** - Obtained Ron Meighan and Anders Hakansson from Minnesota for George Ferguson and a first-round choice in the 1983 NHL Draft.

**Nov. 8, 1982** - Obtained Stan Jonathan from Boston for future considerations.

## Goaltenders

GOALIE	W-L-O	GP	MP	GA	SO	GAA
Michel Dion	12-30-4	49	2791	198	0	4.26
Denis Herron	5-18-5	31	1707	151	1	5.31
Nick Ricci	1-2-0	3	147	16	0	6.53
Roberto Romano	0-3-0	3	155	18	0	6.97
<b>TOTALS</b>	<b>18-53-9</b>	<b>80</b>	<b>4800</b>	<b>394</b>	<b>1</b>	<b>4.93</b>

## Scoring

PLAYERS	GP	G	A	PTS	PIM
Doug Shedden	80	24	43	67	54
Rick Kehoe	75	29	36	65	12
Greg Malone	80	17	44	61	82
Pat Boutette	80	27	29	56	152
Randy Carlyle	61	15	41	56	110
Paul Gardner	70	28	27	55	12
Mike Bullard	57	22	22	44	60
Dave Hannan	74	11	22	33	127
Paul Baxter	75	11	21	32	238
Greg Hotham	58	2	30	32	39
Peter Lee	63	13	13	26	10
Andre St. Laurent	70	13	9	22	105
Anders Hakansson	67	9	12	21	35
Randy Boyd	56	4	14	18	71
Steve Gatzos	44	6	7	13	52
Pat Price	38	1	11	12	104
Kevin McClelland	38	5	4	9	73
Gary Rissling	40	5	4	9	128
Marc Chorney	67	3	5	8	66
Ron Meighan	41	2	6	8	16
Tony Feltrin	32	3	3	6	40
Pat Graham	20	1	5	6	16
Tim Hrynewich	30	2	3	5	48
Doug Lecuyer	12	1	4	5	12
Rick MacLeish	6	0	5	5	2
Rod Buskas	41	2	2	4	102
Stan Jonathan	20	0	3	3	13
Jim Hamilton	5	0	2	2	2
Michel Dion	49	0	2	2	8
Bob Simpson	4	1	0	1	0
Denis Herron	31	0	1	1	14
Rob Garner	1	0	0	0	0
Brian Lundberg	1	0	0	0	2
Nick Ricci	3	0	0	0	0
Roberto Romano	3	0	0	0	0
Rich Sutter	4	0	0	0	0
Rod Schutt	5	0	0	0	0
Bennett Wolf	5	0	0	0	37
George Ferguson	7	0	0	0	2
Ian Turnbull	7	0	0	0	4
Bench					20

## Games

DATE	RESULT	SCORE	OPPONENT
Oct. 5	T	3-3	New Jersey
Oct. 9	L	3-5	NY RANGERS
Oct. 10	L	3-4	Boston
Oct. 12	W	5-4	VANCOUVER
Oct. 14	L	0-9	NY Islanders
Oct. 16	L	5-6	NEW JERSEY
Oct. 20	L	3-5	ST. LOUIS
Oct. 21	L	4-8	Quebec
Oct. 23	W	4-2	PHILADELPHIA
Oct. 27	W	7-5	WASHINGTON
Oct. 28	L	2-9	Philadelphia
Oct. 30	L	1-4	CALGARY
Oct. 31	L	2-6	NY Rangers
Nov. 2	W	3-1	NY Islanders
Nov. 4	T	4-4	New Jersey
Nov. 6	L	2-6	Los Angeles
Nov. 10	W	5-4	EDMONTON
Nov. 13	L	1-3	CALGARY
Nov. 14	T	6-6	Buffalo
Nov. 17	W	4-3	HARTFORD
Nov. 20	W	4-3	BOSTON
Nov. 24	W	4-3	TORONTO
Nov. 26	T	6-6	Minnesota
Nov. 27	L	3-5	St. Louis
Dec. 1	L	2-4	CHICAGO
Dec. 2	L	4-5	Washington
Dec. 4	T	0-0	PHILADELPHIA
Dec. 8	W	4-2	BUFFALO
Dec. 11	L	4-7	QUEBEC
Dec. 12	L	3-4	Philadelphia
Dec. 15	T	4-4	DETROIT
Dec. 18	L	1-3	WASHINGTON
Dec. 20	L	3-6	NY Rangers
Dec. 21	W	3-2	Hartford
Dec. 23	L	4-6	Detroit
Dec. 26	W	4-3	NY RANGERS
Dec. 28	L	3-6	Washington
Dec. 29	L	5-6	ST. LOUIS
Jan. 1	W	2-1	NY ISLANDERS
Jan. 2	L	1-5	Montreal
Jan. 7	L	2-7	Edmonton

DATE	RESULT	SCORE	OPPONENT
Jan. 9	L	3-4	Winnipeg
Jan. 12	L	0-7	MINNESOTA
Jan. 13	L	1-8	Philadelphia
Jan. 15	L	7-8	MONTREAL
Jan. 19	T	1-1	NEW JERSEY
Jan. 22	L	3-7	QUEBEC
Jan. 24	L	2-8	Toronto
Jan. 26	L	2-6	WASHINGTON
Jan. 28	L	2-7	Washington
Jan. 29	L	1-2	NY RANGERS
Jan. 31	L	2-3	New Jersey
Feb. 2	L	4-7	Chicago
Feb. 4	L	4-6	Winnipeg
Feb. 5	L	4-7	Calgary
Feb. 9	L	2-6	VANCOUVER
Feb. 10	L	3-7	Boston
Feb. 12	W	6-4	LOS ANGELES
Feb. 15	L	3-7	DETROIT
Feb. 17	L	1-4	NY Islanders
Feb. 19	L	7-10	EDMONTON
Feb. 21	L	2-4	Toronto
Feb. 23	W	6-4	WINNIPEG
Feb. 24	L	3-6	Philadelphia
Feb. 26	W	5-4	NEW JERSEY
Feb. 28	L	3-9	NY Rangers
Mar. 1	T	3-3	NY RANGERS
Mar. 4	L	2-10	Buffalo
Mar. 6	L	3-5	PHILADELPHIA
Mar. 10	L	3-4	NY ISLANDERS
Mar. 12	W	7-2	Hartford
Mar. 13	L	3-4	CHICAGO
Mar. 16	L	2-3	Minnesota
Mar. 19	W	7-4	Los Angeles
Mar. 21	L	3-7	Vancouver
Mar. 26	T	4-4	Washington
Mar. 27	L	1-4	NY ISLANDERS
Mar. 30	W	3-2	MONTREAL
Apr. 2	L	3-6	NY Islanders
Apr. 3	L	3-5	NEW JERSEY

Home games in all CAPS

18-53-9, 6th, Patrick Division

# 1983-84

## Highlights

- Lou Angotti is named head coach on July 20.
- Mike Bullard records 51 goals, the fourth Penguin to hit the 50-goal mark.

## Transactions

**Oct. 23, 1983** - Obtained Andy Brickley, Ron Flockhart, Mark Taylor and a first-round choice in the 1984 NHL Draft from Philadelphia for Rich Sutter and second- and third-round choices in the 1984 NHL Draft.

**Dec. 5, 1983** - Obtained Tom Roulston from Edmonton for Kevin McClelland and a sixth-round choice in the 1984 NHL Draft.

**Mar. 5, 1984** - Obtained Moe Mantha and a first-round choice in the 1984 NHL Draft from Winnipeg for Randy Carlyle.

## Goaltenders

GOALIE	W-L-O	GP	MP	GA	SO	GAA
Denis Herron	8-24-2	38	2028	138	1	4.08
Roberto Romano	6-11-0	18	1020	78	1	4.59
Michel Dion	2-19-4	30	1553	138	0	5.33
Vincent Tremblay	0-4-0	4	240	24	0	6.00
<b>TOTALS</b>	<b>16-58-6</b>	<b>80</b>	<b>4800</b>	<b>390</b>	<b>2</b>	<b>4.68</b>

## Scoring

PLAYERS	GP	G	A	PTS	PIM
Mike Bullard	76	51	41	92	57
Doug Shedden	67	22	35	57	20
Mark Taylor	60	24	31	55	24
Ron Flockhart	76	27	21	48	44
Rick Kehoe	57	18	27	45	8
Tom Roulston	77	16	24	40	24
Pat Boutette	73	14	26	40	142
Andy Brickley	50	18	20	38	9
Kevin McCarthy	78	6	30	36	113
Greg Hotham	76	5	25	30	59
Randy Carlyle	50	3	23	26	82
Bob Errey	65	9	13	22	29
Norm Schmidt	34	6	12	18	12
Bryan Maxwell	48	3	15	18	111
Gary Rissling	47	4	13	17	297
Tom O'Regan	51	4	10	14	8
Greg Fox	73	2	10	12	97
Tim Hryniewicz	25	4	5	9	34
Marty McSorley	72	2	7	9	224
Tom Thornbury	14	1	8	9	16
Warren Young	15	1	7	8	19
Steve Gatzos	23	3	3	6	15
Kevin McClelland	24	2	4	6	62
Rod Buskas	47	2	4	6	60
Bob Gladney	13	1	5	6	2
Ted Bulley	26	3	2	5	12
Dave Hannan	24	2	3	5	33
Paul Gardner	16	0	5	5	6
Jim Hamilton	11	2	2	4	4
Rod Schutt	11	1	3	4	4
Rocky Saganiuk	29	1	3	4	37
Darren Lowe	8	1	2	3	0
Andre St. Laurent	8	2	0	2	21
Mitch Lamoureux	8	1	1	2	6
Tim Tookey	8	0	2	2	2
Dean DeFazio	22	0	2	2	28
Greg Tebbutt	24	0	2	2	31
Marc Chorney	4	0	1	1	8
Phil Bourque	5	0	1	1	12
Randy Boyd	5	0	1	1	6
Michel Dion	30	0	1	1	2
Grant Sasser	3	0	0	0	0
Vincent Tremblay	4	0	0	0	0
Rich Sutter	5	0	0	0	0
Todd Charlesworth	10	0	0	0	8
Troy Loney	13	0	0	0	9
Roberto Romano	18	0	0	0	0
Denis Herron	38	0	0	0	21
Bench					14



## Games

DATE	RESULT	SCORE	OPPONENT
Oct. 4	L	3-5	St. Louis
Oct. 8	L	1-6	NY RANGERS
Oct. 9	L	1-7	Philadelphia
Oct. 12	L	3-4*	WINNIPEG
Oct. 14	W	4-0	Washington
Oct. 15	L	4-6	HARTFORD
Oct. 18	L	1-3	BUFFALO
Oct. 22	L	1-6	BOSTON
Oct. 25	L	0-1	WASHINGTON
Oct. 27	W	4-2	Chicago
Oct. 29	L	1-3	PHILADELPHIA
Oct. 30	W	5-3	New Jersey
Nov. 2	W	6-3	Winnipeg
Nov. 3	T	3-3*	Calgary
Nov. 5	L	3-7	Edmonton
Nov. 8	T	4-4*	CALGARY
Nov. 11	L	5-6	NY ISLANDERS
Nov. 12	W	4-2	NY Islanders
Nov. 16	L	2-3	TORONTO
Nov. 19	T	4-4*	ST. LOUIS
Nov. 20	L	4-5*	Philadelphia
Nov. 23	W	4-1	NEW JERSEY
Nov. 25	L	2-5	Detroit
Nov. 26	L	4-7	DETROIT
Nov. 29	L	4-6	Minnesota
Dec. 1	L	4-6	MINNESOTA
Dec. 3	L	3-6	PHILADELPHIA
Dec. 6	L	3-5	BOSTON
Dec. 11	T	3-3*	MONTREAL
Dec. 13	W	3-2	HARTFORD
Dec. 15	L	1-3	Montreal
Dec. 17	L	5-6	LOS ANGELES
Dec. 18	T	3-3*	Toronto
Dec. 20	L	3-11	NY Islanders
Dec. 21	L	1-6	NY Rangers
Dec. 23	W	6-5*	New Jersey
Dec. 26	W	7-4	NY RANGERS
Dec. 31	L	0-2	St. Louis
Jan. 3	L	5-7	PHILADELPHIA
Jan. 6	L	1-3	New Jersey
Jan. 7	L	4-7	NEW JERSEY

DATE	RESULT	SCORE	OPPONENT
Jan. 10	L	1-7	Quebec
Jan. 14	L	3-7	Boston
Jan. 15	L	0-2	Chicago
Jan. 18	L	4-5*	WINNIPEG
Jan. 20	W	6-3	NY Rangers
Jan. 21	L	2-3	WASHINGTON
Jan. 25	L	3-6	NY RANGERS
Jan. 28	L	2-5	Montreal
Jan. 29	L	3-7	Buffalo
Feb. 1	W	4-0	MINNESOTA
Feb. 4	L	5-6	NY Islanders
Feb. 5	L	4-5	NY ISLANDERS
Feb. 8	L	5-6*	BUFFALO
Feb. 9	L	3-9	Detroit
Feb. 11	W	3-2	NEW JERSEY
Feb. 13	L	1-6	Quebec
Feb. 16	L	3-10	Calgary
Feb. 17	W	4-1	Vancouver
Feb. 19	L	3-7	Edmonton
Feb. 22	L	2-9	EDMONTON
Feb. 25	T	3-3*	CHICAGO
Feb. 26	L	3-4*	NY Rangers
Feb. 29	L	5-9	VANCOUVER
Mar. 1	L	1-9	Washington
Mar. 3	W	4-3	LOS ANGELES
Mar. 5	L	2-5	WASHINGTON
Mar. 6	L	5-6	New Jersey
Mar. 8	L	6-8	QUEBEC
Mar. 11	L	4-6	NY ISLANDERS
Mar. 13	L	3-4	Vancouver
Mar. 14	L	6-7	Los Angeles
Mar. 17	W	4-2	Hartford
Mar. 21	W	3-1	TORONTO
Mar. 22	L	4-13	Philadelphia
Mar. 24	L	0-6	Washington
Mar. 25	L	3-4	WASHINGTON
Mar. 28	L	3-5	PHILADELPHIA
Mar. 29	L	4-6	NY Rangers
Apr. 1	L	1-2	NY ISLANDERS

Home games in all CAPS

\* - Overtime

16-58-6, 6th, Patrick Division

# 1984-85

## Highlights

- Bob Berry is named head coach on June 4.
- The Penguins draft Mario Lemieux, Doug Bodger and Roger Belanger in the first round of the 1984 NHL Draft on June 9, marking the first time the team selected more than one player in the first round. Lemieux is also the first Penguin to be drafted first overall.
- Mario Lemieux records three points (2G-1A) and is named MVP of the NHL All-Star Game in Calgary.
- Mario Lemieux becomes just the third rookie in NHL history to record 100 points (43G-57A), wins the Calder Trophy as Rookie of the Year, and is named to the All-Rookie Team.
- Mario Lemieux and Warren Young each record 40 goals, the first time two Penguins rookies reach the mark.
- Warren Young is also named to the All-Rookie Team.

## Transactions

**Oct. 11, 1984** - Obtained Randy Hillier from Boston for a fourth-round choice in the 1985 NHL Draft.

**Nov. 16, 1984** - Obtained Ville Siren from Hartford for Pat Boutette.

## Goaltenders

GOALIE	W-L-O	GP	MP	GA	SO	GAA
Roberto Romano	9-17-2	31	1629	120	1	4.42
Denis Herron	10-22-3	42	2193	169	1	4.62
Michel Dion	3-6-0	10	553	43	0	4.67
Brian Ford	2-6-0	8	457	48	0	6.30
<b>TOTALS</b>	<b>24-51-5</b>	<b>80</b>	<b>4832</b>	<b>385</b>	<b>2</b>	<b>4.78</b>

## Scoring

PLAYERS	GP	G	A	PTS	PIM
Mario Lemieux	73	43	57	100	54
Warren Young	80	40	32	72	176
Doug Shedden	80	35	32	67	30
Mike Bullard	68	32	31	63	75
John Chabot	77	9	51	60	14
Wayne Babych	65	20	34	54	35
Moe Mantha	71	11	40	51	54
Doug Bodger	65	5	26	31	67
Andy Brickley	45	7	15	22	10
Randy Hillier	45	2	19	21	56
Mitch Lamoureux	62	11	8	19	53
Gary Rissling	56	10	9	19	209
Kevin McCarthy	64	9	10	19	30
Troy Loney	46	10	8	18	59
Mark Taylor	47	7	10	17	19
Dave Hannan	30	6	7	13	43
Bruce Crowder	26	4	7	11	23
Joe McDonnell	40	2	9	11	20
Rod Buskas	69	2	7	9	191
Todd Charlesworth	67	1	8	9	31
Roger Belanger	44	3	5	8	32
Wally Weir	48	2	6	8	90
Bryan Maxwell	44	0	8	8	57
Jim McGeough	25	3	4	7	16
Greg Fox	26	2	5	7	26
Arto Javanainen	14	4	1	5	2
Ron Flockhart	12	0	5	5	4
Pat Boutette	14	1	3	4	24
Jim Hamilton	11	2	1	3	0
Steve Gatzos	6	0	2	2	2
Rick Kehoe	6	0	2	2	0
Greg Hotham	11	0	2	2	4
Bob Errey	16	0	2	2	7
Michel Dion	10	0	1	1	0
Bob Geale	1	0	0	0	2
Tom O'Regan	1	0	0	0	0
Petteri Lehto	6	0	0	0	4
Mike Rowe	6	0	0	0	7
Brian Ford	8	0	0	0	0
Marty McSorley	15	0	0	0	15
Roberto Romano	31	0	0	0	2
Denis Herron	42	0	0	0	4

## Games

DATE	RESULT	SCORE	OPPONENT
Oct. 11	L	3-4	Boston
Oct. 13	L	3-4	Montreal
Oct. 17	W	4-3	VANCOUVER
Oct. 20	W	3-1	PHILADELPHIA
Oct. 21	L	2-4	Philadelphia
Oct. 24	L	2-5	NEW JERSEY
Oct. 27	W	6-5	MONTREAL
Oct. 30	W	4-3	DETROIT
Oct. 31	W	7-6	New Jersey
Nov. 3	L	5-7	NY RANGERS
Nov. 6	T	3-3*	EDMONTON
Nov. 8	L	2-6	ST. LOUIS
Nov. 10	L	4-5	NY Islanders
Nov. 14	W	4-3*	Winnipeg
Nov. 16	L	6-7	Vancouver
Nov. 17	L	3-5	Los Angeles
Nov. 21	T	3-3*	WASHINGTON
Nov. 22	L	3-9	Hartford
Nov. 24	L	3-5	NEW JERSEY
Nov. 27	T	2-2*	BUFFALO
Nov. 29	L	3-6	CHICAGO
Dec. 1	L	1-3	Philadelphia
Dec. 2	L	1-9	Washington
Dec. 5	W	7-4	ST. LOUIS
Dec. 7	W	4-3*	NY Rangers
Dec. 8	W	6-4	CALGARY
Dec. 12	W	4-3	NY ISLANDERS
Dec. 15	W	5-2	Toronto
Dec. 19	L	2-3	NEW JERSEY
Dec. 21	W	4-2	PHILADELPHIA
Dec. 22	L	2-5	NY Islanders
Dec. 26	W	6-5	NY ISLANDERS
Dec. 28	W	4-0	HARTFORD
Dec. 29	L	2-10	Quebec
Dec. 31	T	4-4*	Detroit
Jan. 2	W	2-1	Toronto
Jan. 4	L	2-7	Buffalo
Jan. 5	L	3-8	QUEBEC
Jan. 9	W	7-4	VANCOUVER
Jan. 12	W	4-3	EDMONTON
Jan. 16	L	4-5	WASHINGTON

DATE	RESULT	SCORE	OPPONENT
Jan. 17	L	2-6	Washington
Jan. 19	W	5-4	CHICAGO
Jan. 21	L	6-7	Winnipeg
Jan. 23	L	3-4	Minnesota
Jan. 25	T	6-6*	Calgary
Jan. 26	L	3-6	Edmonton
Jan. 30	L	5-6	TORONTO
Feb. 2	L	0-4	NY ISLANDERS
Feb. 7	L	3-6	New Jersey
Feb. 9	L	1-4	NY Islanders
Feb. 10	L	3-4	LOS ANGELES
Feb. 14	L	4-5	Chicago
Feb. 16	L	1-8	QUEBEC
Feb. 18	L	2-8	Philadelphia
Feb. 20	W	6-3	CALGARY
Feb. 22	L	3-8	NY RANGERS
Feb. 23	W	3-1	Minnesota
Feb. 25	L	4-5	MINNESOTA
Feb. 27	L	4-6	WINNIPEG
Mar. 2	W	5-4	NY RANGERS
Mar. 3	L	3-7	NY Rangers
Mar. 5	L	0-6	Los Angeles
Mar. 7	L	1-5	St. Louis
Mar. 9	W	6-5*	Boston
Mar. 10	L	4-11	Philadelphia
Mar. 13	L	3-7	BOSTON
Mar. 16	W	5-0	NY RANGERS
Mar. 17	L	3-4	Hartford
Mar. 19	L	3-5	PHILADELPHIA
Mar. 22	L	1-3	Buffalo
Mar. 24	L	3-7	Washington
Mar. 26	L	4-5	NY Rangers
Mar. 27	W	4-3	NEW JERSEY
Mar. 30	L	4-6	New Jersey
Mar. 31	L	2-4	MONTREAL
Apr. 2	L	3-4	NY Islanders
Apr. 3	L	2-3	DETROIT
Apr. 6	L	4-7	WASHINGTON
Apr. 7	L	3-7	Washington

Home games in all CAPS

\* - Overtime

24-51-5, 6th, Patrick Division

# 1985-86

## Highlights

- Mario Lemieux records his first career hat trick on Dec. 31 at St. Louis with four goals.
- Lemieux records a 28-game point streak from Jan. 11 through Mar. 15, recording 59 points (21G-38A) in that span.
- Pittsburgh ties the Russian Dynamo, 3-3, on Jan. 4 before a sellout crowd.
- Lemieux records his 100th point of the season on Feb. 15, becoming the first Penguin to record back-to-back 100 point seasons.

## Transactions

**Sept. 10, 1985** - Obtained Gilles Meloche from Edmonton for Tim Hrynewich and Marty McSorley.

**Oct. 4, 1985** - Obtained Randy Cunneynworth and Mike Moller from Buffalo for Pat Hughes.

**Mar. 11, 1986** - Obtained Ron Duguay from Detroit for Doug Shedden.

## Goaltenders

GOALIE	W-L-O	GP	MP	GA	SO	GAA
Roberto Romano	21-20-3	46	2683	159	2	3.55
Gilles Meloche	13-15-5	34	1989	119	0	3.59
Denis Herron	0-3-0	3	180	14	0	4.67
<b>TOTALS</b>	<b>34-38-8</b>	<b>80</b>	<b>4852</b>	<b>305</b>	<b>2</b>	<b>3.77</b>

## Scoring

PLAYERS	GP	G	A	PTS	PIM
Mario Lemieux	79	48	93	141	43
Mike Bullard	77	41	42	83	69
Moe Mantha	78	15	52	67	102
Doug Shedden	67	32	34	66	32
Terry Ruskowski	72	26	37	63	167
Ron Duguay	80	25	36	61	32
Randy Cunneynworth	75	15	30	45	74
John Chabot	77	14	31	45	6
Doug Bodger	79	4	33	37	63
Dave Hannan	75	17	18	35	91
Willy Lindstrom	71	14	17	31	30
Mike Blaisdell	66	15	14	29	36
Norm Schmidt	66	15	14	29	57
Jim Johnson	80	3	26	29	115
Craig Simpson	76	11	17	28	49
Dan Frawley	69	10	11	21	174
Bob Errey	37	11	6	17	8
Ville Siren	60	4	8	12	32
Troy Loney	47	3	9	12	95
Rod Buskas	72	2	7	9	159
Jim McGeough	17	3	2	5	8
Chris Dahlquist	5	1	2	3	2
Tom O'Regan	9	1	2	3	2
Randy Hillier	28	0	3	3	53
Ted Nolan	18	1	1	2	34
Dwight Mathieson	4	1	0	1	2
Todd Charlesworth	2	0	1	1	0
Gilles Meloche	34	0	1	1	2
Roberto Romano	46	0	1	1	4
Wayne Babych	2	0	0	0	0
Denis Herron	3	0	0	0	0
Joe McDonnell	3	0	0	0	2
Mike Rowe	3	0	0	0	4
Phil Bourque	4	0	0	0	2
Tom Roulston	5	0	0	0	2

## Games

DATE	RESULT	SCORE	OPPONENT
Oct. 10	L	3-5	MONTREAL
Oct. 12	L	2-4	PHILADELPHIA
Oct. 15	W	3-2	MINNESOTA
Oct. 16	T	5-5*	Chicago
Oct. 19	L	3-4	Quebec
Oct. 23	W	5-4	Toronto
Oct. 24	W	6-4	TORONTO
Oct. 26	T	4-4*	QUEBEC
Oct. 29	L	3-4	HARTFORD
Oct. 30	L	3-6	Detroit
Nov. 2	T	4-4*	Montreal
Nov. 4	L	2-4	NY RANGERS
Nov. 6	L	1-4	WASHINGTON
Nov. 8	L	3-5	New Jersey
Nov. 9	W	3-1	CHICAGO
Nov. 13	W	6-3	Vancouver
Nov. 16	L	3-4*	Los Angeles
Nov. 19	L	3-4	Washington
Nov. 20	L	1-3	WASHINGTON
Nov. 22	W	8-1	WINNIPEG
Nov. 24	L	4-7	Philadelphia
Nov. 27	W	7-1	TORONTO
Nov. 30	W	5-4	NY RANGERS
Dec. 2	W	6-0	NY Rangers
Dec. 4	W	5-2	DETROIT
Dec. 6	W	3-1	Buffalo
Dec. 7	L	1-5	NEW JERSEY
Dec. 10	L	4-7	NY Islanders
Dec. 11	T	4-4*	NY ISLANDERS
Dec. 14	L	4-5	Hartford
Dec. 15	W	5-2	NY Rangers
Dec. 17	W	4-3	CALGARY
Dec. 19	W	4-3*	Minnesota
Dec. 21	L	2-4	PHILADELPHIA
Dec. 22	L	2-3*	Philadelphia
Dec. 26	W	4-3	BOSTON
Dec. 28	L	2-4	NY ISLANDERS
Dec. 31	W	8-4	St. Louis
Jan. 1	L	4-7	Chicago
Jan. 6	W	4-3	NEW JERSEY
Jan. 8	W	7-3	LOS ANGELES

DATE	RESULT	SCORE	OPPONENT
Jan. 9	L	0-9	NY Islanders
Jan. 11	T	3-3*	BUFFALO
Jan. 15	W	6-3	NY ISLANDERS
Jan. 18	W	5-2	St. Louis
Jan. 19	W	3-2	MINNESOTA
Jan. 22	W	7-4	Edmonton
Jan. 24	L	3-4	Vancouver
Jan. 25	L	2-5	Calgary
Jan. 28	T	2-2*	PHILADELPHIA
Jan. 29	W	4-1	New Jersey
Feb. 1	L	3-4	NY Islanders
Feb. 2	L	2-3	Boston
Feb. 8	W	4-0	NEW JERSEY
Feb. 12	W	8-1	WASHINGTON
Feb. 15	W	9-4	VANCOUVER
Feb. 16	T	5-5*	New Jersey
Feb. 19	W	5-2	WINNIPEG
Feb. 21	W	7-3	Detroit
Feb. 22	L	3-5	ST. LOUIS
Feb. 24	W	6-5*	LOS ANGELES
Feb. 26	W	5-2	BUFFALO
Feb. 27	L	3-8	NY Rangers
Mar. 1	W	5-1	HARTFORD
Mar. 4	L	3-6	Calgary
Mar. 7	L	3-5	Edmonton
Mar. 9	L	3-5	Winnipeg
Mar. 11	L	3-5	Washington
Mar. 12	L	2-5	BOSTON
Mar. 15	T	2-2*	NY RANGERS
Mar. 17	L	3-5	WASHINGTON
Mar. 19	W	7-3	New Jersey
Mar. 20	L	1-5	Philadelphia
Mar. 22	W	7-4	Quebec
Mar. 26	L	3-8	EDMONTON
Mar. 29	L	3-4	Montreal
Apr. 1	L	3-5	Washington
Apr. 2	L	2-7	NY ISLANDERS
Apr. 5	L	3-4*	PHILADELPHIA
Apr. 6	W	5-4*	NY Rangers

Home games in all CAPS

\* - Overtime

34-38-8, 5th, Patrick Division

# 1986-87

## Highlights

- The Penguins defeat Buffalo, 5-4, in overtime on Oct. 22 to extend their record start-of-the-season winning streak to seven games.
- Mario Lemieux records 107 points (54G-53A), topping the century mark for the third consecutive season.

## Transactions

**Nov. 12, 1986** - Obtained Dan Quinn from Calgary for Mike Bullard.

**Jan. 21, 1987** - Obtained Chris Kontos from the New York Rangers for Ron Duguay.

**Feb. 6, 1987** - Obtained Pat Riggin from Boston for Roberto Romano.

## Goaltenders

GOALIE	W-L-O	GP	MP	GA	SO	GAA
Pat Riggin	8-6-3	17	988	55	0	3.34
Gilles Meloche	13-19-7	43	2343	134	0	3.43
Roberto Romano	9-11-2	25	1438	87	0	3.63
Steve Guenette	0-2-0	2	113	8	0	4.25
Team					1	
<b>TOTALS</b>	<b>30-38-12</b>	<b>80</b>	<b>4882</b>	<b>290</b>	<b>1</b>	<b>3.56</b>

## Scoring

PLAYERS	GP	G	A	PTS	PIM
Mario Lemieux	63	54	53	107	57
Dan Quinn	80	31	49	80	54
Randy Cunneynworth	79	26	27	53	142
Craig Simpson	72	26	25	51	57
Terry Ruskowski	70	14	37	51	147
Doug Bodger	76	11	38	49	52
Moe Mantha	62	9	31	40	44
John Chabot	72	14	22	36	8
Bob Errey	72	16	18	34	46
Jim Johnson	80	5	25	30	116
Dan Frawley	78	14	14	28	218
Kevin LaVallee	33	8	20	28	4
Dave Hannan	58	10	15	25	56
Willy Lindstrom	60	10	13	23	6
Ville Siren	69	5	18	23	50
Warren Young	50	8	13	21	103
Ron Duguay	40	5	13	18	30
Rod Buskas	68	3	15	18	123
Chris Kontos	31	8	9	17	6
Troy Loney	23	8	7	15	22
Randy Hillier	55	4	8	12	97
Mike Bullard	14	2	10	12	17
Dwight Schofield	25	1	6	7	59
Norm Schmidt	20	1	5	6	4
Phil Bourque	22	2	3	5	32
Jim McGeough	11	1	4	5	8
Mitch Wilson	17	2	1	3	83
Lee Giffin	8	1	1	2	0
Mike Blaisdell	10	1	1	2	2
Neil Belland	3	0	1	1	0
Dwight Mathiasen	6	0	1	1	2
Chris Dahlquist	19	0	1	1	22
Pat Riggin	27	0	1	1	2
Gilles Meloche	43	0	1	1	20
Todd Charlesworth	1	0	0	0	0
Alain Lemieux	1	0	0	0	0
Steve Guenette	2	0	0	0	0
Mike Rowe	2	0	0	0	0
Carl Mokosak	3	0	0	0	4
Roberto Romano	25	0	0	0	0
Bench					16

## Games

DATE	RESULT	SCORE	OPPONENT
Oct. 9	W	5-4	WASHINGTON
Oct. 11	W	6-5*	NY RANGERS
Oct. 12	W	4-1	Chicago
Oct. 14	W	4-3*	LOS ANGELES
Oct. 17	W	7-3	Buffalo
Oct. 18	W	8-4	NEW JERSEY
Oct. 22	W	5-4*	BUFFALO
Oct. 23	L	3-5	Philadelphia
Oct. 25	W	4-2	PHILADELPHIA
Oct. 28	L	2-5	Hartford
Oct. 29	L	6-8	NEW JERSEY
Nov. 1	T	3-3*	St. Louis
Nov. 4	T	2-2*	VANCOUVER
Nov. 8	W	4-2	Minnesota
Nov. 9	L	1-2	Detroit
Nov. 12	W	2-1	BOSTON
Nov. 14	L	4-5	New Jersey
Nov. 15	W	5-2	QUEBEC
Nov. 18	L	1-3	Winnipeg
Nov. 20	W	5-2	Calgary
Nov. 22	W	5-4	Washington
Nov. 25	L	1-5	NY Islanders
Nov. 26	L	2-3	NY ISLANDERS
Nov. 29	T	5-5*	NY RANGERS
Nov. 30	T	2-2*	NY Rangers
Dec. 5	L	2-4	EDMONTON
Dec. 6	W	5-2	MINNESOTA
Dec. 10	L	4-6	CALGARY
Dec. 12	W	8-3	TORONTO
Dec. 13	L	2-3*	Toronto
Dec. 17	L	0-3	Los Angeles
Dec. 20	L	4-6	PHILADELPHIA
Dec. 22	T	4-4*	Montreal
Dec. 23	L	3-4*	NY Islanders
Dec. 26	T	3-3*	Buffalo
Dec. 27	T	3-3*	NY ISLANDERS
Dec. 30	L	3-5	NY RANGERS
Jan. 1	L	3-4*	Washington
Jan. 3	W	6-3	MONTREAL
Jan. 7	W	5-2	WASHINGTON
Jan. 9	L	2-3	Washington

DATE	RESULT	SCORE	OPPONENT
Jan. 13	T	3-3*	NY Islanders
Jan. 14	L	3-4	WINNIPEG
Jan. 17	L	2-4	Boston
Jan. 18	L	0-1	DETROIT
Jan. 21	L	5-10	Los Angeles
Jan. 23	W	6-0	Vancouver
Jan. 24	L	2-4	Edmonton
Jan. 27	W	7-5	WASHINGTON
Jan. 29	L	3-5	Philadelphia
Feb. 1	L	6-8	HARTFORD
Feb. 5	L	5-6	Boston
Feb. 7	W	4-1	CHICAGO
Feb. 8	W	2-1*	New Jersey
Feb. 14	T	3-3*	VANCOUVER
Feb. 15	L	1-4	NY Rangers
Feb. 17	L	1-3	CALGARY
Feb. 19	T	4-4*	Philadelphia
Feb. 21	L	5-6	NEW JERSEY
Feb. 22	W	4-2	NY Rangers
Feb. 24	W	5-2	EDMONTON
Feb. 26	L	4-5	NY Islanders
Feb. 28	L	1-2	CHICAGO
Mar. 1	T	5-5*	ST. LOUIS
Mar. 3	W	8-1	Quebec
Mar. 5	L	2-7	Toronto
Mar. 7	W	7-3	Minnesota
Mar. 8	W	5-3	Winnipeg
Mar. 10	L	3-6	NY ISLANDERS
Mar. 12	W	6-3	QUEBEC
Mar. 14	L	2-3*	NY RANGERS
Mar. 18	W	5-4	ST. LOUIS
Mar. 20	L	3-4	Washington
Mar. 22	L	1-3	Philadelphia
Mar. 24	T	3-3*	PHILADELPHIA
Mar. 28	L	4-5	Hartford
Mar. 29	L	1-4	MONTREAL
Mar. 31	L	3-5	New Jersey
Apr. 2	W	6-2	NEW JERSEY
Apr. 4	W	4-3*	DETROIT

Home games in all CAPS

\* - Overtime

30-38-12, 5th, Patrick Division

# 1987-88

## Highlights

- Pierre Creamer is named head coach on June 4, 1987.
- Mario Lemieux picks up his second All-Star MVP award after posting six points (3G-3A), including the game-winning goal in overtime, at St. Louis.
- Lemieux sets then team records for goals (70), assists (98), points (168) and power-play goals (22).
- Lemieux wins his first Art Ross Trophy and his first Hart Trophy, becoming the first Penguin to win either award.
- Tony Esposito is named general manager on Apr. 14.
- Pierre Creamer is relieved of his coaching duties on June 14, 1988.

## Transactions

**Nov. 24, 1987** - Obtained Paul Coffey, Dave Hunter and Wayne Van Dorp from Edmonton for Craig Simpson, Moe Mantha, Dave Hannan and Chris Joseph.

## Goaltenders

GOALIE	W-L-O	GP	MP	GA	SO	GAA
Steve Guenette	12-7-0	19	1092	61	1	3.35
Pat Riggin	7-8-4	22	1169	76	0	3.90
Frank Pietrangelo	9-11-0	21	1207	80	1	3.98
Gilles Meloche	8-9-5	27	1394	95	0	4.09
<b>TOTALS</b>	<b>36-35-9</b>	<b>80</b>	<b>4862</b>	<b>316</b>	<b>2</b>	<b>3.90</b>

## Scoring

PLAYERS	GP	G	A	PTS	PIM
Mario Lemieux	77	70	98	168	92
Dan Quinn	70	40	39	79	50
Randy Cunneynworth	71	35	39	74	141
Paul Coffey	46	15	52	67	93
Doug Bodger	69	14	31	45	103
Rob Brown	51	24	20	44	56
Dave Hunter	80	14	21	35	83
Charlie Simmer	50	11	17	28	24
Jock Callander	41	11	16	27	45
Craig Simpson	21	13	13	26	34
Bryan Erickson	53	7	19	26	20
Ville Siren	58	1	20	21	62
Dave McLlwain	66	11	8	19	40
Troy Loney	65	5	13	18	151
Phil Bourque	21	4	12	16	20
Dan Frawley	47	6	8	14	152
Randy Hillier	55	1	12	13	144
Jim Johnson	55	1	12	13	87
Rod Buskas	76	4	8	12	206
Steve Gotaas	36	5	6	11	45
Zarley Zalapski	15	3	8	11	7
Moe Mantha	21	2	8	10	23
Bob Errey	17	3	6	9	18
Chris Dahlquist	44	3	6	9	69
Mark Kachowski	38	5	3	8	126
Perry Ganchar	31	3	5	8	36
Wilf Paiement	23	2	6	8	39
Chris Kontos	36	1	7	8	12
Kevin Stevens	16	5	2	7	8
Dave Hannan	21	4	3	7	23
Dwight Mathiasen	23	0	6	6	14
Wayne Van Dorp	25	1	3	4	75
Chris Joseph	17	0	4	4	12
Norm Schmidt	5	1	2	3	0
Todd Charlesworth	6	2	0	2	2
Brad Aitken	5	1	1	2	0
Lee Giffin	19	0	2	2	9
Frank Pietrangelo	21	0	2	2	2
Scott Gruhl	6	1	0	1	0
Pat Mayer	1	0	0	0	4
Dave Goetz	2	0	0	0	2
Warren Young	7	0	0	0	15
Jimmy Mann	9	0	0	0	53
Steve Guenette	19	0	0	0	2
Pat Riggin	22	0	0	0	12
Gilles Meloche	27	0	0	0	0



## Games

DATE	RESULT	SCORE	OPPONENT	DATE	RESULT	SCORE	OPPONENT
Oct. 8	T	4-4*	NY Rangers	Jan. 9	L	4-5*	Hartford
Oct. 9	L	3-6	New Jersey	Jan. 10	L	5-7	Detroit
Oct. 13	W	8-3	BUFFALO	Jan. 12	T	5-5*	NY ISLANDERS
Oct. 15	T	6-6	NY RANGERS	Jan. 15	L	4-5	PHILADELPHIA
Oct. 17	L	2-3	Montreal	Jan. 16	W	4-3	Toronto
Oct. 18	L	2-3	Philadelphia	Jan. 19	W	6-4	NY Islanders
Oct. 21	L	4-5	NEW JERSEY	Jan. 20	W	8-3	Chicago
Oct. 23	L	2-5	Detroit	Jan. 23	W	4-3*	Montreal
Oct. 24	W	5-3	BUFFALO	Jan. 25	L	4-6	EDMONTON
Oct. 27	T	4-4*	LOS ANGELES	Jan. 27	L	1-4	WINNIPEG
Oct. 29	L	0-4	TORONTO	Jan. 28	L	3-6	New Jersey
Oct. 31	W	5-4*	Quebec	Jan. 30	W	4-2	CHICAGO
Nov. 3	W	5-1	PHILADELPHIA	Feb. 2	W	3-2*	WASHINGTON
Nov. 5	W	4-2	NY Islanders	Feb. 4	W	1-0	MINNESOTA
Nov. 7	L	1-4	Boston	Feb. 6	W	5-4	HARTFORD
Nov. 11	W	3-2	WASHINGTON	Feb. 7	L	3-6	NY Rangers
Nov. 12	L	2-5	Philadelphia	Feb. 13	W	7-5	Los Angeles
Nov. 14	W	3-2*	NY RANGERS	Feb. 17	L	0-5	Vancouver
Nov. 17	L	4-6	Vancouver	Feb. 19	L	3-7	Edmonton
Nov. 20	L	1-4	Edmonton	Feb. 21	L	4-5	ST. LOUIS
Nov. 21	T	4-4*	Calgary	Feb. 23	L	3-4*	WINNIPEG
Nov. 25	W	6-4	QUEBEC	Feb. 25	L	1-2	NY Rangers
Nov. 27	W	4-2	Washington	Feb. 28	L	5-7	Chicago
Nov. 28	T	5-5*	WASHINGTON	Mar. 1	W	8-3	MINNESOTA
Dec. 2	L	1-7	NY ISLANDERS	Mar. 5	W	8-3	NY ISLANDERS
Dec. 5	W	6-3	VANCOUVER	Mar. 7	W	5-4	Calgary
Dec. 9	W	5-2	CALGARY	Mar. 10	L	4-6	St. Louis
Dec. 11	W	6-4	NY ISLANDERS	Mar. 12	L	3-6	Minnesota
Dec. 12	L	2-5	St. Louis	Mar. 13	W	5-4	Winnipeg
Dec. 15	L	2-5	PHILADELPHIA	Mar. 16	W	5-2	TORONTO
Dec. 17	W	7-4	New Jersey	Mar. 19	W	7-0	PHILADELPHIA
Dec. 19	W	4-3	NY RANGERS	Mar. 20	L	2-4	Philadelphia
Dec. 20	W	8-4	NY Rangers	Mar. 23	W	7-1	WASHINGTON
Dec. 23	L	2-6	NEW JERSEY	Mar. 25	W	5-2	MONTREAL
Dec. 26	W	6-3	DETROIT	Mar. 27	W	6-3	Quebec
Dec. 27	T	3-3*	Buffalo	Mar. 29	L	0-4	New Jersey
Dec. 29	T	4-4*	BOSTON	Mar. 31	L	2-7	NEW JERSEY
Jan. 1	L	3-5	Washington	Apr. 2	W	7-6*	Washington
Jan. 2	L	2-3	NY Islanders	Apr. 3	W	4-2	HARTFORD
Jan. 5	T	4-4*	LOS ANGELES				
Jan. 7	L	2-3	BOSTON				

Home games in all CAPS \* - Overtime

**36-35-9, 6th, Patrick Division**

# 1988-89

## Highlights

- Gene Ubriaco is hired as head coach on June 28.
- Mario Lemieux records a club-record five goals five different ways on Dec. 31 vs. New Jersey, scoring one goal each at even strength, on the power play, shorthanded, on a penalty shot and into an empty net.
- Lemieux betteres his records for goals (85), assists (114), points (199), power-play goals (31), shorthanded goals (13) and hat tricks (9).
- Pittsburgh sets an NHL record with 119 power-play goals.
- The Penguins return to the postseason for the first time in seven seasons, sweeping the Rangers before falling to Philadelphia in seven games.
- Lemieux ties NHL playoff records for goals (5) and points (8) in a game in a 10-7 Pittsburgh Game 1 win against Philadelphia.
- Lemieux captures his second Art Ross Trophy.

## Transactions

**Sept. 1, 1988** - Obtained Wendell Young and a seventh-round choice in the 1990 NHL Draft from Philadelphia for a third-round choice in the 1990 NHL Draft.

**Nov. 12, 1988** - Obtained Tom Barrasso and a third-round choice in the 1990 NHL Draft from Buffalo for Doug Bodger and Darrin Shannon.

## Goaltenders

GOALIE	W-L-O	GP	MP	GA	SO	GAA
Frank Pietrangelo	5-3-0	15	669	45	0	4.04
Tom Barrasso	18-15-7	44	2406	162	0	4.04
Steve Guenette	5-6-0	11	574	41	0	4.29
Wendell Young	12-9-0	22	1150	92	0	4.80
Rick Tabaracci	0-0-0	1	33	4	0	7.27
<b>TOTALS</b>	<b>40-33-7</b>	<b>80</b>	<b>4844</b>	<b>349</b>	<b>0</b>	<b>4.32</b>

## Scoring

PLAYERS	GP	G	A	PTS	PIM
Mario Lemieux	76	85	114	199	100
Rob Brown	68	49	66	115	118
Paul Coffey	75	30	83	113	193
Dan Quinn	79	34	60	94	102
Bob Errey	76	26	32	58	124
John Cullen	79	12	37	49	112
Zarley Zalapski	58	12	33	45	57
Randy Cunneynworth	70	25	19	44	156
Phil Bourque	80	17	26	43	97
Dave Hannan	72	10	20	30	157
Randy Hillier	68	1	23	24	141
Troy Loney	69	10	6	16	165
Jim Johnson	76	2	14	16	163
Kevin Stevens	24	12	3	15	19
Jock Callander	30	6	5	11	20
Tom Barrasso	54	0	8	8	70
Dan Frawley	46	3	4	7	66
Steve Dykstra	65	1	6	7	126
Chris Dahlquist	43	1	5	6	42
Rod Buskas	52	1	5	6	105
Doug Bodger	10	1	4	5	7
Jay Caufield	58	1	4	5	285
Gord Dineen	40	1	3	4	44
Scott Bjugstad	24	3	0	3	4
Dave McLlwain	24	1	2	3	4
Mark Kachowski	12	1	1	2	43
Mark Recchi	15	1	1	2	0
Wendell Young	22	0	2	2	4
Ville Siren	12	1	0	1	14
Steve Guenette	11	0	1	1	0
Rick Tabaracci	1	0	0	0	2
Perry Ganchar	3	0	0	0	0
Frank Pietrangelo	15	0	0	0	2
Richard Zemlak	34	0	0	0	148
Bench					16

## Games

DATE	RESULT	SCORE	OPPONENT
Oct. 7	W	6-4	Washington
Oct. 11	W	8-7	WASHINGTON
Oct. 12	L	5-8	Buffalo
Oct. 15	W	9-2	ST. LOUIS
Oct. 18	W	4-2	PHILADELPHIA
Oct. 21	L	4-6	New Jersey
Oct. 22	W	7-4	CHICAGO
Oct. 25	W	6-1	CALGARY
Oct. 27	L	3-4	St. Louis
Oct. 29	W	5-4	Montreal
Oct. 30	L	2-9	NY Rangers
Nov. 1	W	5-3	VANCOUVER
Nov. 3	L	2-6	QUEBEC
Nov. 6	L	4-5	Philadelphia
Nov. 8	L	3-7	EDMONTON
Nov. 10	W	5-1	TORONTO
Nov. 12	L	2-7	Los Angeles
Nov. 13	W	4-2	Vancouver
Nov. 16	L	5-8	Toronto
Nov. 19	L	3-6	NY Islanders
Nov. 23	W	8-2	NY RANGERS
Nov. 25	W	5-3	Washington
Nov. 26	W	4-3	PHILADELPHIA
Nov. 30	W	6-4	WASHINGTON
Dec. 3	W	4-2	NY ISLANDERS
Dec. 4	T	3-3*	Boston
Dec. 6	W	7-6	CHICAGO
Dec. 8	L	3-4	Philadelphia
Dec. 10	T	4-4*	NEW JERSEY
Dec. 14	W	5-4	LOS ANGELES
Dec. 15	W	8-2	NY Islanders
Dec. 17	W	3-2	DETROIT
Dec. 20	W	5-3	NY ISLANDERS
Dec. 21	W	6-1	Toronto
Dec. 23	T	2-2*	New Jersey
Dec. 26	W	4-3*	Hartford
Dec. 29	L	2-3	PHILADELPHIA
Dec. 31	W	8-6	NEW JERSEY
Jan. 2	L	0-8	Washington
Jan. 7	L	5-7	VANCOUVER
Jan. 10	W	5-3	NY ISLANDERS

DATE	RESULT	SCORE	OPPONENT
Jan. 12	W	9-2	Minnesota
Jan. 14	T	4-4*	NY RANGERS
Jan. 15	L	4-6	NY Rangers
Jan. 17	L	2-5	NY Islanders
Jan. 20	L	3-7	Winnipeg
Jan. 21	W	7-4	Edmonton
Jan. 25	W	5-4	WINNIPEG
Jan. 28	W	10-5	DETROIT
Jan. 31	L	1-5	MONTREAL
Feb. 2	W	5-3	Philadelphia
Feb. 3	T	3-3*	ST. LOUIS
Feb. 5	W	5-2	Boston
Feb. 9	W	5-2	QUEBEC
Feb. 11	L	1-8	Quebec
Feb. 12	L	2-4	CALGARY
Feb. 14	W	7-3	BUFFALO
Feb. 17	L	1-5	Buffalo
Feb. 18	L	3-5	NY RANGERS
Feb. 21	L	1-2	MINNESOTA
Feb. 23	T	6-6*	Detroit
Feb. 25	T	5-5*	NY Islanders
Feb. 26	L	6-8	Hartford
Mar. 1	W	4-1	NEW JERSEY
Mar. 3	L	2-4	Washington
Mar. 5	L	2-4	EDMONTON
Mar. 7	L	2-3*	Los Angeles
Mar. 9	L	3-10	Calgary
Mar. 10	W	5-1	Winnipeg
Mar. 12	W	6-5	Chicago
Mar. 14	L	2-8	BOSTON
Mar. 16	W	2-1	New Jersey
Mar. 18	L	2-7	MONTREAL
Mar. 20	L	2-7	Minnesota
Mar. 22	L	4-5	WASHINGTON
Mar. 25	W	5-4	NEW JERSEY
Mar. 26	W	6-4	NY Rangers
Mar. 30	L	5-9	HARTFORD
Apr. 1	W	5-2	NY RANGERS
Apr. 2	W	6-5*	Philadelphia

Home games in all CAPS

\* - Overtime

40-33-7, 2nd, Patrick Division

# 1989-90

## Highlights

- Craig Patrick is named general manager and head coach on Dec. 5, replacing Tony Esposito and Gene Ubriaco.
- Pittsburgh hosts the All-Star Game on Jan. 21 for the first time. Mario Lemieux scores four goals and wins his third All-Star MVP award.
- Mario Lemieux records a 46-game point streak (39G-64A), the second-longest in league history, from Oct. 3 through Feb. 11. The streak is broken when he leaves a game against the Rangers on Feb. 14 with a back injury.

## Transactions

**June 17, 1989** - Obtained Randy Gilhen, Andrew McBain and Jim Kyte from Winnipeg for Randy Cunneynworth, Rick Tabaracci and Dave McLlwain.

**Jan. 8, 1990** - Obtained Rod Buskas, Tony Tanti and Barry Pederson from Vancouver for Dan Quinn, Andrew McBain and Dave Capuano.

## Goaltenders

GOALIE	W-L-O	GP	MP	GA	SO	GAA
Wendell Young	16-20-3	43	2318	161	1	4.17
Frank Pietrangelo	8-6-2	21	1066	77	0	4.33
Tom Barrasso	7-12-3	24	1294	101	0	4.68
Alain Chevrier	1-2-0	3	166	14	0	5.06
<b>TOTALS</b>	<b>32-40-8</b>	<b>80</b>	<b>4856</b>	<b>359</b>	<b>1</b>	<b>4.44</b>

## Scoring

PLAYERS	GP	G	A	PTS	PIM
Mario Lemieux	59	45	78	123	78
Paul Coffey	80	29	74	103	95
John Cullen	72	32	60	92	138
Rob Brown	80	33	47	80	102
Kevin Stevens	76	29	41	70	171
Mark Recchi	74	30	37	67	44
Tony Tanti	78	28	36	64	72
Phil Bourque	76	22	17	39	108
Bob Errey	78	20	19	39	109
Zarley Zalapski	51	6	25	31	37
Barry Pederson	54	6	25	31	39
Dan Quinn	41	9	20	29	22
Troy Loney	67	11	16	27	168
Randy Gilhen	61	5	11	16	54
Jim Johnson	75	3	13	16	154
Randy Hillier	61	3	12	15	71
Andrew McBain	41	5	9	14	51
Chris Dahlquist	62	4	10	14	56
Jock Callander	30	4	7	11	49
Gilbert Delorme	54	3	7	10	44
Doug Smith	40	4	5	9	97
Gord Dineen	69	1	8	9	125
Richard Zemplak	19	1	5	6	43
Jim Kyte	56	3	1	4	125
Wendell Young	43	0	4	4	8
Jay Caufield	37	1	2	3	123
Jamie Leach	10	0	3	3	0
Rod Buskas	23	0	3	3	49
Alain Chevrier	42	0	3	3	8
Mark Kachowski	14	0	1	1	40
Dave Capuano	6	0	0	0	2
Frank Pietrangelo	21	0	0	0	2
Tom Barrasso	24	0	0	0	8
Bench					14

## Games

DATE	RESULT	SCORE	OPPONENT
Oct. 5	L	4-5	Boston
Oct. 7	T	4-4*	New Jersey
Oct. 10	W	5-1	WINNIPEG
Oct. 14	W	2-1*	MONTREAL
Oct. 15	L	2-4	NY Rangers
Oct. 17	W	7-5	TORONTO
Oct. 18	L	3-9	ST. LOUIS
Oct. 21	L	2-4	BUFFALO
Oct. 25	L	6-8	TORONTO
Oct. 26	T	3-3*	Detroit
Oct. 28	L	1-5	Montreal
Oct. 31	L	4-8	LOS ANGELES
Nov. 2	W	5-2	NY ISLANDERS
Nov. 4	W	3-1	Edmonton
Nov. 5	L	3-5	Vancouver
Nov. 9	L	3-4	Chicago
Nov. 11	L	3-8	St. Louis
Nov. 14	W	6-0	NY RANGERS
Nov. 16	W	8-2	QUEBEC
Nov. 18	W	5-3	NY ISLANDERS
Nov. 22	L	3-6	NEW JERSEY
Nov. 24	W	7-4	Washington
Nov. 25	L	1-4	WASHINGTON
Nov. 28	L	3-6	PHILADELPHIA
Nov. 30	L	1-4	Philadelphia
Dec. 2	W	7-4	Quebec
Dec. 6	W	5-3	WASHINGTON
Dec. 8	W	3-2	New Jersey
Dec. 9	L	4-6	CHICAGO
Dec. 12	W	7-5	BOSTON
Dec. 14	T	4-4*	Minnesota
Dec. 16	L	3-4	Calgary
Dec. 19	L	4-8	HARTFORD
Dec. 21	W	5-2	WASHINGTON
Dec. 23	L	6-8	NY Islanders
Dec. 26	L	3-6	Washington
Dec. 27	W	7-4	NY RANGERS
Dec. 31	W	5-4	NY Rangers
Jan. 2	L	2-5	BOSTON
Jan. 4	W	4-3	VANCOUVER
Jan. 6	W	5-3	WINNIPEG

DATE	RESULT	SCORE	OPPONENT
Jan. 8	W	7-5	NY Rangers
Jan. 10	L	3-6	New Jersey
Jan. 12	W	6-4	Washington
Jan. 16	W	4-3	PHILADELPHIA
Jan. 18	T	3-3*	NY RANGERS
Jan. 23	L	2-4	NEW JERSEY
Jan. 25	W	5-3	Detroit
Jan. 27	L	3-9	NY Islanders
Jan. 28	L	2-7	Buffalo
Jan. 30	L	3-6	PHILADELPHIA
Feb. 2	W	6-3	EDMONTON
Feb. 3	L	4-8	Toronto
Feb. 6	L	7-8*	NY ISLANDERS
Feb. 8	W	7-5	WASHINGTON
Feb. 10	W	7-6	LOS ANGELES
Feb. 11	W	4-1	Philadelphia
Feb. 14	W	4-3*	NY Rangers
Feb. 16	T	3-3*	Winnipeg
Feb. 18	L	4-6	Chicago
Feb. 20	W	6-4	PHILADELPHIA
Feb. 22	W	4-3*	NY ISLANDERS
Feb. 24	L	1-11	Montreal
Feb. 26	L	2-3	Quebec
Feb. 28	W	2-1	NEW JERSEY
Mar. 2	L	5-6	New Jersey
Mar. 4	W	8-6	MINNESOTA
Mar. 6	L	3-4*	Edmonton
Mar. 7	L	3-6	Calgary
Mar. 10	L	2-8	Los Angeles
Mar. 11	L	3-5	Vancouver
Mar. 15	W	6-1	DETROIT
Mar. 17	L	2-6	MINNESOTA
Mar. 18	T	2-2*	NY Islanders
Mar. 22	L	3-5	Philadelphia
Mar. 24	T	3-3*	CALGARY
Mar. 25	L	2-4	Hartford
Mar. 27	T	3-3*	HARTFORD
Mar. 29	L	4-5	St. Louis
Mar. 31	L	2-3*	BUFFALO

Home games in all CAPS

\* - Overtime

32-40-8, 5th, Patrick Division

# 1990-91

## Highlights

- “Badger” Bob Johnson is named Penguins head coach on June 12.
- The Penguins win their first division title, capturing the Patrick Division crown with a 7-4 win at Detroit on Mar. 27.
- The Penguins down New Jersey [4-3], Washington [4-1], Boston [4-2] and Minnesota [4-2] to capture their first Stanley Cup.
- Mario Lemieux wins the Conn Smythe Trophy as playoff MVP.
- Jaromir Jagr is named to the NHL All-Rookie Team.

## Transactions

**June 16, 1990** - Obtained Joe Mullen from Calgary for a second-round choice in the 1990 NHL Draft.

**Dec. 11, 1990** - Obtained Larry Murphy and Peter Taglianetti from Minnesota for Jim Johnson and Chris Dahlquist.

**Dec. 13, 1990** - Obtained Jiri Hrdina from Calgary for Jim Kyte.

**Mar. 4, 1991** - Obtained Ron Francis, Ulf Samuelsson and Grant Jennings from Hartford for John Cullen, Zarley Zalapski and Jeff Parker.

## Goaltenders

GOALIE	W-L-O	GP	MP	GA	SO	GAA
Tom Barrasso	27-16-3	48	2754	165	1	3.59
Frank Pietrangelo	10-11-1	25	1311	86	0	3.94
Wendell Young	4-6-2	18	773	52	0	4.04
<b>TOTALS</b>	<b>41-33-6</b>	<b>80</b>	<b>4843</b>	<b>305</b>	<b>1</b>	<b>3.78</b>

## Scoring

PLAYERS	GP	G	A	PTS	PIM
Mark Recchi	78	40	73	113	48
John Cullen	65	31	63	94	83
Paul Coffey	76	24	69	93	128
Ron Francis	81	23	64	87	72
Kevin Stevens	80	40	46	86	133
Jaromir Jagr	80	27	30	57	42
Zarley Zalapski	66	12	36	48	59
Mario Lemieux	26	19	26	45	30
Larry Murphy	75	9	34	43	68
Bob Errey	79	20	22	42	115
Scott Young	77	17	25	42	41
Joe Mullen	47	17	22	39	6
Phil Bourque	78	20	14	34	106
Bryan Trottier	52	9	19	28	24
Ulf Samuelsson	76	4	22	26	211
Randy Gilhen	72	15	10	25	51
Jiri Hrdina	51	6	17	23	17
Paul Stanton	75	5	18	23	40
Tony Tanti	46	6	12	18	44
Troy Loney	44	7	9	16	85
Rob Brown	25	6	10	16	31
Gord Roberts	64	3	13	16	78
Barry Pederson	46	6	8	14	21
Peter Taglianetti	55	3	9	12	107
Grant Jennings	57	2	7	9	108
Jim Johnson	24	0	5	5	23
Tom Barrasso	48	0	5	5	40
Randy Hillier	31	2	2	4	32
Chris Dahlquist	22	1	2	3	30
Jamie Leach	7	2	0	2	0
Jay Caufield	23	1	1	2	71
Jeff Daniels	11	0	2	2	2
Ken Priestlay	2	0	1	1	0
Brad Aitken	6	0	1	1	25
Wendell Young	18	0	1	1	0
Frank Pietrangelo	25	0	1	1	24
Jim Kyte	1	0	0	0	2
Jim Paek	3	0	0	0	9
Gord Dineen	9	0	0	0	6
Bench					8

## Games

DATE	RESULT	SCORE	OPPONENT
Oct. 5	W	7-4	Washington
Oct. 7	W	7-4	NEW JERSEY
Oct. 9	L	3-4	St. Louis
Oct. 11	L	1-4	Chicago
Oct. 13	W	6-4	NY Islanders
Oct. 16	L	1-5	PHILADELPHIA
Oct. 19	T	4-4*	Buffalo
Oct. 20	L	3-4	NY RANGERS
Oct. 23	L	4-5	MONTREAL
Oct. 25	W	6-3	QUEBEC
Oct. 27	L	5-7	New Jersey
Oct. 28	W	8-3	NY ISLANDERS
Oct. 30	W	6-2	Philadelphia
Nov. 3	W	3-1	NY RANGERS
Nov. 6	W	6-5	CALGARY
Nov. 8	L	2-3	ST. LOUIS
Nov. 10	T	3-3*	Boston
Nov. 13	W	4-1	Minnesota
Nov. 14	W	6-4	Winnipeg
Nov. 17	L	1-2*	Los Angeles
Nov. 21	L	4-5	PHILADELPHIA
Nov. 23	L	3-7	Washington
Nov. 24	W	3-2*	WASHINGTON
Nov. 27	L	3-7	EDMONTON
Nov. 29	L	4-6	HARTFORD
Dec. 1	L	3-6	Minnesota
Dec. 3	W	9-4	NY Rangers
Dec. 5	L	1-3	WASHINGTON
Dec. 7	T	2-2*	VANCOUVER
Dec. 8	L	1-3	Hartford
Dec. 11	L	1-4	CHICAGO
Dec. 13	W	9-5	NEW JERSEY
Dec. 14	W	4-3	Buffalo
Dec. 16	W	4-1	DETROIT
Dec. 18	W	9-2	WINNIPEG
Dec. 20	W	4-3	MINNESOTA
Dec. 22	W	4-3	NY Islanders
Dec. 23	L	3-4*	NY ISLANDERS
Dec. 26	W	7-3	Washington
Dec. 28	W	5-0	DETROIT
Dec. 29	L	3-6	Toronto

DATE	RESULT	SCORE	OPPONENT
Dec. 31	W	4-3	ST. LOUIS
Jan. 3	L	5-7	NY RANGERS
Jan. 5	W	5-2	NEW JERSEY
Jan. 6	L	3-6	Montreal
Jan. 8	W	6-1	EDMONTON
Jan. 10	W	5-1	CALGARY
Jan. 15	L	4-5	Philadelphia
Jan. 17	W	6-5*	Toronto
Jan. 22	W	5-3	NEW JERSEY
Jan. 26	W	6-5	Quebec
Jan. 29	W	3-2*	WASHINGTON
Jan. 31	L	2-4	Philadelphia
Feb. 2	W	6-2	BOSTON
Feb. 3	L	3-6	Boston
Feb. 8	L	2-6	Winnipeg
Feb. 11	L	5-7	Edmonton
Feb. 14	W	5-2	NY ISLANDERS
Feb. 16	L	3-4	NY Islanders
Feb. 19	W	6-3	BUFFALO
Feb. 21	W	11-4	TORONTO
Feb. 22	L	2-5	New Jersey
Feb. 24	T	5-5*	Washington
Feb. 26	L	2-8	Los Angeles
Feb. 27	L	3-4	Vancouver
Mar. 1	L	2-6	Calgary
Mar. 5	W	4-1	VANCOUVER
Mar. 7	W	3-2	LOS ANGELES
Mar. 9	W	5-2	Hartford
Mar. 10	W	4-3	NY Islanders
Mar. 12	T	4-4*	MONTREAL
Mar. 16	W	6-3	QUEBEC
Mar. 17	W	4-2	NY Rangers
Mar. 19	L	4-5	New Jersey
Mar. 21	W	5-4*	NY RANGERS
Mar. 23	L	5-7	CHICAGO
Mar. 26	W	3-1	Philadelphia
Mar. 27	W	7-4	Detroit
Mar. 30	T	4-4*	PHILADELPHIA
Mar. 31	L	3-6	NY Rangers

Home games in all CAPS \* - Overtime

**41-33-6, 1ST, Patrick Division, Stanley Cup Champions**

# 1991-92

## Highlights

- Scott Bowman is named interim coach on Oct. 1.
- The Penguins honor the late Bob Johnson in a candlelight ceremony on Nov. 27 vs. New Jersey.
- Joe Mullen scores four goals in back-to-back games on Dec. 23 vs. the NY Islanders and Dec. 26 vs. Toronto. He is the first Penguin to do so.
- Kevin Stevens sets an NHL record for points in a season by an American-born player and most points by a left wing with 123 (54G-69A).
- The Penguins defeat Washington (4-3), the New York Rangers (4-2), Boston (4-0) and Chicago (4-0) to win their second straight Stanley Cup.

## Transactions

**Feb. 19, 1992** - Obtained Jeff Chychrun, Brian Benning and a first-round choice in the 1992 NHL Draft from Los Angeles for Paul Coffey.

**Feb. 19, 1992** - Obtained Rick Tocchet, Kjell Samuelsson, Ken Wregget and a conditional draft pick from Philadelphia for Mark Recchi, Brian Benning and Los Angeles' first-round choice in the 1992 NHL Draft.

## Goaltenders

GOALIE	W-L-O	GP	MP	GA	SO	GAA
Tom Barrasso	25-22-9	57	3329	196	1	3.53
Wendell Young	7-6-0	18	838	53	0	3.79
Ken Wregget	5-3-0	9	448	31	0	4.15
Frank Pietrangelo	2-1-0	5	225	20	0	5.33
<b>TOTALS</b>	<b>39-32-9</b>	<b>80</b>	<b>4854</b>	<b>308</b>	<b>1</b>	<b>3.81</b>

## Scoring

PLAYERS	GP	G	A	PTS	PIM
Mario Lemieux	64	44	87	131	94
Kevin Stevens	80	54	69	123	252
Joe Mullen	77	42	45	87	30
Larry Murphy	77	21	56	77	50
Mark Recchi	58	33	37	70	78
Jaromir Jagr	70	32	37	69	34
Paul Coffey	54	10	54	64	62
Rick Tocchet	61	27	32	59	151
Ron Francis	70	21	33	54	30
Bob Errey	78	19	16	35	119
Bryan Trottier	63	11	18	29	54
Phil Bourque	58	10	16	26	58
Troy Loney	76	10	16	26	127
Gord Roberts	73	2	22	24	87
Kjell Samuelsson	74	5	11	16	110
Jiri Hrdina	56	3	13	16	16
Ulf Samuelsson	62	1	14	15	206
Ken Priestley	50	2	8	10	4
Paul Stanton	54	2	8	10	62
Jamie Leach	38	5	4	9	8
Grant Jennings	53	4	5	9	104
Jim Paek	50	1	7	8	36
Peter Taglianetti	44	1	3	4	57
Shawn McEachern	15	0	4	4	0
Jeff Chychrun	43	0	4	4	111
Tom Barrasso	57	0	4	4	30
Ken Wregget	32	0	2	2	2
Gord Dineen	1	0	0	0	0
Glen Mulvenna	1	0	0	0	2
Todd Nelson	1	0	0	0	0
Jeff Daniels	2	0	0	0	0
Frank Pietrangelo	5	0	0	0	0
Wendell Young	18	0	0	0	0
Jay Caufield	52	0	0	0	175
Bench					12



## Games

DATE	RESULT	SCORE	OPPONENT
Oct. 4	W	5-4	Buffalo
Oct. 6	T	2-2*	PHILADELPHIA
Oct. 10	W	6-3	Philadelphia
Oct. 12	L	1-4	New Jersey
Oct. 15	W	7-6*	NY Islanders
Oct. 17	W	8-5	NY ISLANDERS
Oct. 19	L	4-5	NY RANGERS
Oct. 22	T	4-4*	CHICAGO
Oct. 24	L	2-4	NEW JERSEY
Oct. 26	L	1-4	Montreal
Oct. 29	L	0-8	WASHINGTON
Oct. 31	W	8-1	MINNESOTA
Nov. 2	L	5-6	HARTFORD
Nov. 5	T	5-5*	BOSTON
Nov. 8	W	3-1	Winnipeg
Nov. 9	W	3-2	Minnesota
Nov. 11	L	1-3	NY Rangers
Nov. 13	W	5-4*	EDMONTON
Nov. 15	L	2-6	Washington
Nov. 18	W	7-3	Quebec
Nov. 20	W	5-2	PHILADELPHIA
Nov. 23	T	2-2*	NY ISLANDERS
Nov. 27	W	8-4	NEW JERSEY
Nov. 29	W	9-3	Philadelphia
Nov. 30	W	5-1	PHILADELPHIA
Dec. 3	L	3-5	Edmonton
Dec. 5	W	8-0	San Jose
Dec. 7	L	1-6	St. Louis
Dec. 10	W	5-3	NY RANGERS
Dec. 13	W	4-3	New Jersey
Dec. 14	L	2-7	WASHINGTON
Dec. 17	W	10-2	SAN JOSE
Dec. 19	W	6-4	Boston
Dec. 21	L	5-7	NY RANGERS
Dec. 23	W	6-3	NY Islanders
Dec. 26	W	12-1	TORONTO
Dec. 28	W	6-2	Washington
Dec. 29	W	6-3	NY Rangers
Dec. 31	L	4-7	NEW JERSEY
Jan. 2	L	0-4	New Jersey
Jan. 4	W	3-2	WINNIPEG

DATE	RESULT	SCORE	OPPONENT
Jan. 7	L	2-5	LOS ANGELES
Jan. 10	L	5-7	Calgary
Jan. 12	W	4-3	Vancouver
Jan. 16	T	3-3*	Detroit
Jan. 23	L	4-5*	BUFFALO
Jan. 25	W	5-3	NY Islanders
Jan. 26	L	4-6	Washington
Jan. 28	L	0-4	WINNIPEG
Jan. 30	L	5-8	NY ISLANDERS
Feb. 1	W	4-1	ST. LOUIS
Feb. 3	T	4-4*	DETROIT
Feb. 5	L	3-4	NY Rangers
Feb. 8	L	3-4	LOS ANGELES
Feb. 9	L	3-6	Boston
Feb. 15	L	2-5	Minnesota
Feb. 16	T	3-3*	Philadelphia
Feb. 18	W	7-1	TORONTO
Feb. 20	T	4-4*	QUEBEC
Feb. 22	L	1-2	Montreal
Feb. 25	L	3-5	Washington
Feb. 27	L	4-8	HARTFORD
Feb. 29	W	5-2	BUFFALO
Mar. 3	W	6-3	Calgary
Mar. 6	W	7-3	San Jose
Mar. 7	L	3-5	Los Angeles
Mar. 10	W	5-2	CALGARY
Mar. 12	W	6-4	NY ISLANDERS
Mar. 14	L	3-6	Toronto
Mar. 15	W	4-3	Chicago
Mar. 17	W	6-5	EDMONTON
Mar. 19	W	6-3	QUEBEC
Mar. 22	T	2-2*	Hartford
Mar. 24	L	3-4	Detroit
Mar. 26	W	7-3	VANCOUVER
Mar. 28	W	6-3	MONTREAL
Mar. 31	W	6-5	PHILADELPHIA
Apr. 13	L	1-5	New Jersey
Apr. 15	W	4-1	WASHINGTON
Apr. 16	L	1-7	NY Rangers

Home games in all CAPS \* - Overtime

**39-32-9, 3rd, Patrick Division, Stanley Cup Champions**

# 1992-93

## Highlights

- Pittsburgh starts the regular season with a 10-game unbeaten streak (8-0-2) from Oct. 6-27.
- Mario Lemieux records a goal in 12 consecutive games from Oct. 6 through Nov. 1 (18 goals in all) to set a team record.
- Larry Murphy becomes the ninth defenseman in league history to record 800 points on Jan. 26 vs. Washington.
- The Penguins set a new team record with 24 road victories on Mar. 14.
- Mario Lemieux becomes the second player in team history to record back-to-back four-goal games on Mar. 18 vs. Washington and Mar. 20 vs. Philadelphia.
- Tom Barrasso sets a team record with 14 consecutive wins from Mar. 9 through Apr. 9.
- The Penguins clinch the Presidents' Trophy with a 5-3 win at Quebec on Apr. 3.
- The Penguins set a league record for longest winning streak, recording 17 consecutive victories from Mar. 9 through Apr. 9, breaking the NY Islanders record of 15 set in 1981-82.

## Transactions

**Mar. 22, 1993** - Obtained Peter Taglianetti from Tampa Bay for a third-round choice in the 1993 NHL Draft.

**Mar. 22, 1993** - Obtained Mike Ramsey from Buffalo for Bob Errey.

## Goaltenders

GOALIE	W-L-O	GP	MP	GA	SO	GAA
Tom Barrasso	43-14-5	63	3702	186	4	3.01
Ken Wregget	13-7-2	25	1368	78	0	3.42
Team					1	
<b>TOTALS</b>	<b>56-21-7</b>	<b>84</b>	<b>5083</b>	<b>268</b>	<b>5</b>	<b>3.16</b>

## Scoring

PLAYERS	GP	G	A	PTS	PIM
Mario Lemieux	60	69	91	160	38
Kevin Stevens	72	55	56	111	177
Rick Tocchet	80	48	61	109	252
Ron Francis	84	24	76	100	68
Jaromir Jagr	81	34	60	94	61
Larry Murphy	83	22	63	85	73
Joe Mullen	72	33	37	70	14
Shawn McEachern	84	28	33	61	46
Ulf Samuelsson	77	3	26	29	249
Dave Tippett	74	6	19	25	56
Troy Loney	82	5	16	21	99
Jim Paek	77	3	15	18	64
Paul Stanton	77	4	12	16	97
Martin Straka	42	3	13	16	29
Bob Errey	54	8	6	14	76
Peter Taglianetti	72	2	12	14	184
Mike Needham	56	8	5	13	14
Mike Stapleton	78	4	9	13	10
Mike Ramsey	45	3	10	13	28
Jeff Daniels	58	5	4	9	14
Kjell Samuelsson	63	3	6	9	106
Tom Barrasso	63	0	8	8	24
Grant Jennings	58	0	5	5	65
Bryan Fogarty	12	0	4	4	4
Peter Ahola	22	0	1	1	14
Ken Wregget	25	0	1	1	6
Jamie Leach	5	0	0	0	2
Jeff Chychrun	1	0	0	0	2
Jay Caufield	26	0	0	0	60
Bench					14

## Games

DATE	RESULT	SCORE	OPPONENT
Oct. 6	T	3-3*	PHILADELPHIA
Oct. 8	W	7-3	NY ISLANDERS
Oct. 10	T	3-3*	Montreal
Oct. 13	W	6-5	BUFFALO
Oct. 15	W	5-2	MONTREAL
Oct. 17	W	7-3	Hartford
Oct. 20	W	5-1	VANCOUVER
Oct. 22	W	9-6	DETROIT
Oct. 24	W	4-3	New Jersey
Oct. 27	W	7-2	Ottawa
Oct. 29	L	4-6	St. Louis
Nov. 1	W	5-4	Tampa Bay
Nov. 3	W	2-0	NY ISLANDERS
Nov. 5	W	8-4	ST. LOUIS
Nov. 7	L	2-4	Toronto
Nov. 8	L	2-7	Chicago
Nov. 10	W	4-1	Minnesota
Nov. 12	T	4-4*	QUEBEC
Nov. 13	L	0-8	Detroit
Nov. 17	W	4-2	BUFFALO
Nov. 20	W	4-1	New Jersey
Nov. 21	W	2-0	NEW JERSEY
Nov. 23	W	5-2	NY Rangers
Nov. 25	L	3-11	NY RANGERS
Nov. 27	L	4-6	Washington
Nov. 28	W	5-3	WASHINGTON
Dec. 1	W	7-3	NY Islanders
Dec. 3	L	3-5	Los Angeles
Dec. 5	W	9-4	San Jose
Dec. 8	W	5-2	WINNIPEG
Dec. 11	L	1-2	New Jersey
Dec. 12	W	6-5	NEW JERSEY
Dec. 15	W	6-2	PHILADELPHIA
Dec. 17	W	5-4*	Philadelphia
Dec. 19	L	3-4	NY ISLANDERS
Dec. 21	W	7-4	QUEBEC
Dec. 23	W	4-0	Philadelphia
Dec. 27	W	4-2	Buffalo
Dec. 31	T	3-3*	TORONTO
Jan. 2	W	5-2	NY RANGERS
Jan. 5	W	6-2	BOSTON
Jan. 7	L	3-6	MINNESOTA
Jan. 9	W	3-2	CALGARY

DATE	RESULT	SCORE	OPPONENT
Jan. 10	L	2-3	Winnipeg
Jan. 14	L	0-7	Boston
Jan. 16	W	6-1	OTTAWA
Jan. 19	W	5-2	Vancouver
Jan. 22	L	1-2	Edmonton
Jan. 23	W	4-3	Calgary
Jan. 26	W	6-3	WASHINGTON
Jan. 28	L	2-5	NY ISLANDERS
Jan. 30	W	4-2	PHILADELPHIA
Jan. 31	T	2-2*	Washington
Feb. 8	W	4-0	BOSTON
Feb. 10	W	3-0	NY Rangers
Feb. 13	W	4-1	CHICAGO
Feb. 14	L	4-7	Buffalo
Feb. 18	L	4-5	EDMONTON
Feb. 20	L	2-4	NY Islanders
Feb. 21	W	4-3	Hartford
Feb. 23	L	1-3	NEW JERSEY
Feb. 25	L	1-2	Ottawa
Feb. 27	T	3-3*	TAMPA BAY
Feb. 28	W	4-2	Washington
Mar. 2	L	4-5	Philadelphia
Mar. 5	L	1-3	NY Rangers
Mar. 9	W	3-2	BOSTON
Mar. 11	W	4-3*	LOS ANGELES
Mar. 14	W	3-2	NY Islanders
Mar. 18	W	7-5	WASHINGTON
Mar. 20	W	9-3	PHILADELPHIA
Mar. 21	W	6-4	Edmonton
Mar. 23	W	7-2	SAN JOSE
Mar. 25	W	4-3	NEW JERSEY
Mar. 27	W	5-3	Boston
Mar. 28	W	4-1	Washington
Mar. 30	W	6-4	OTTAWA
Apr. 1	W	10-2	HARTFORD
Apr. 3	W	5-3	Quebec
Apr. 4	W	5-2	New Jersey
Apr. 7	W	4-3*	MONTREAL
Apr. 9	W	10-4	NY Rangers
Apr. 10	W	4-2	NY RANGERS
Apr. 14	T	6-6*	New Jersey

Home games in all CAPS

\* - Overtime

56-21-7, 1st, Patrick Division

# 1993-94

## Highlights

- Ed Johnston named head coach and Bryan Trottier named assistant coach on June 22.
- Ron Francis records his 1,000th point on Oct. 28 vs. Quebec.
- Ed Johnston sets the club record with his 96th career coaching victory on Dec. 21 vs. Tampa Bay.
- Bryan Trottier records his 900th career assist on Jan. 3 at Ottawa.
- Tom Barrasso sets the record for most wins by an American-born goaltender with his 253rd victory on Feb. 15 vs. Winnipeg.
- A pair of milestones: Mario Lemieux records his 1,200th career point and Larry Murphy records his 900th career point on Mar. 26 at Calgary.
- The Penguins clinch the first-ever Northeast Division title on Apr. 11 with a 4-0 win at Ottawa.

## Transactions

**Aug. 27, 1993** - Obtained Marty McSorley from Los Angeles for Shawn McEachern.

**Feb. 15, 1994** - Obtained Shawn McEachern and Tomas Sandstrom from Los Angeles for Marty McSorley and Jim Paek.

**Mar. 21, 1994** - Obtained Jim McKenzie from Dallas for Mike Needham.

## Goaltenders

GOALIE	W-L-O	GP	MP	GA	SO	GAA
Roberto Romano	1-0-1	2	125	3	0	1.44
Tom Barrasso	22-15-5	44	2482	139	2	2.26
Ken Wregget	21-12-7	42	2456	138	1	3.37
Rob Dopson	0-0-0	2	45	3	0	4.00
<b>TOTALS</b>	<b>44-27-13</b>	<b>84</b>	<b>5118</b>	<b>285</b>	<b>3</b>	<b>3.34</b>

## Scoring

PLAYERS	GP	G	A	PTS	PIM
Jaromir Jagr	80	32	67	99	61
Ron Francis	82	27	66	93	62
Kevin Stevens	83	41	47	88	155
Larry Murphy	84	17	56	73	44
Joe Mullen	84	38	32	70	41
Martin Straka	84	30	34	64	24
Tomas Sandstrom	78	23	35	58	83
Doug Brown	77	18	37	55	18
Shawn McEachern	76	20	22	42	34
Rick Tocchet	51	14	26	40	134
Mario Lemieux	22	17	20	37	32
Greg Hawgood	64	6	28	34	36
Ulf Samuelsson	80	5	24	29	199
Marty McSorley	47	3	18	21	139
Bryan Trottier	41	4	11	15	36
Peter Taglianetti	60	2	12	14	142
Kjell Samuelsson	59	5	8	13	118
Mike Stapleton	58	7	4	11	18
Markus Naslund	71	4	7	11	27
Greg Brown	36	3	8	11	28
Jeff Daniels	63	3	5	8	20
Jim McKenzie	71	3	5	8	146
Grant Jennings	61	2	4	6	126
Ed Patterson	27	3	1	4	10
Mike Ramsey	65	2	2	4	22
Jim Paek	41	0	4	4	8
Pat Neaton	12	1	1	2	12
Larry DePalma	7	1	0	1	5
Mike Needham	25	1	0	1	2
Ken Wregget	42	0	1	1	8
Tom Barrasso	44	0	1	1	42
Chris Tamer	12	0	0	0	9
Greg Andrusak	3	0	0	0	2
Justin Duberman	4	0	0	0	0
Ladislav Karabin	9	0	0	0	2
Rob Dopson	2	0	0	0	0
Roberto Romano	2	0	0	0	0
Bench					20

## Games

DATE	RESULT	SCORE	OPPONENT
Oct. 5	L	3-4	Philadelphia
Oct. 7	W	2-1	MONTREAL
Oct. 9	W	3-2	NY RANGERS
Oct. 10	L	4-7	Quebec
Oct. 12	W	2-1	Florida
Oct. 14	L	2-3	Tampa Bay
Oct. 16	W	5-3	HARTFORD
Oct. 19	W	3-2	NY Islanders
Oct. 22	W	4-2	Buffalo
Oct. 23	T	3-3*	ST. LOUIS
Oct. 28	L	3-7	QUEBEC
Oct. 30	W	4-3	CHICAGO
Nov. 2	T	3-3*	San Jose
Nov. 3	W	6-2	BUFFALO
Nov. 6	L	3-8	Los Angeles
Nov. 7	W	5-4	Anaheim
Nov. 9	T	3-3*	St. Louis
Nov. 11	L	1-4	Chicago
Nov. 13	L	3-7	DETROIT
Nov. 16	W	11-5	PHILADELPHIA
Nov. 18	W	3-2	WASHINGTON
Nov. 20	T	2-2*	Montreal
Nov. 24	W	7-3	BOSTON
Nov. 26	T	4-4*	Washington
Nov. 27	T	2-2*	OTTAWA
Dec. 2	T	2-2*	NEW JERSEY
Dec. 4	W	7-6*	Hartford
Dec. 8	L	2-3	Dallas
Dec. 11	W	6-3	Tampa Bay
Dec. 14	W	4-2	LOS ANGELES
Dec. 16	W	2-1	BUFFALO
Dec. 19	L	3-6	NY ISLANDERS
Dec. 21	W	8-3	TAMPA BAY
Dec. 23	W	4-3	Boston
Dec. 26	L	3-7	Washington
Dec. 28	T	4-4*	PHILADELPHIA
Dec. 31	L	4-5	QUEBEC
Jan. 2	L	2-7	Hartford
Jan. 3	W	4-1	Ottawa
Jan. 7	W	4-3*	Buffalo
Jan. 8	T	2-2*	CALGARY
Jan. 11	W	5-4*	BOSTON
Jan. 13	T	2-2*	FLORIDA

DATE	RESULT	SCORE	OPPONENT
Jan. 15	W	4-3	EDMONTON
Jan. 18	L	3-6	Quebec
Jan. 25	W	4-2	OTTAWA
Jan. 27	W	3-0	QUEBEC
Jan. 29	T	4-4*	Toronto
Jan. 31	L	3-5	NY Rangers
Feb. 1	W	2-1	FLORIDA
Feb. 4	W	6-3	Detroit
Feb. 5	L	3-7	New Jersey
Feb. 7	L	1-4	MONTREAL
Feb. 10	L	3-5	NY ISLANDERS
Feb. 12	L	3-9	DALLAS
Feb. 13	W	3-0	Philadelphia
Feb. 15	W	5-3	WINNIPEG
Feb. 17	W	6-4	HARTFORD
Feb. 19	L	1-4	Montreal
Feb. 21	L	3-4*	NY Rangers
Feb. 24	T	2-2*	ANAHEIM
Feb. 26	W	4-3	BUFFALO
Feb. 28	W	4-3	Florida
Mar. 4	L	1-2	Buffalo
Mar. 6	W	5-3	Winnipeg
Mar. 8	W	7-3	BOSTON
Mar. 10	L	2-4	TORONTO
Mar. 12	W	6-2	NY RANGERS
Mar. 13	W	3-2	Hartford
Mar. 15	L	4-5*	WASHINGTON
Mar. 17	W	4-2	Boston
Mar. 19	W	5-4	VANCOUVER
Mar. 20	W	2-1	NY Islanders
Mar. 22	T	2-2*	SAN JOSE
Mar. 24	W	5-1	OTTAWA
Mar. 26	L	3-5	Calgary
Mar. 27	L	3-5	Edmonton
Mar. 30	W	3-1	Vancouver
Apr. 3	W	6-2	BOSTON
Apr. 4	W	2-1	TAMPA BAY
Apr. 6	W	3-1	NEW JERSEY
Apr. 8	L	2-7	New Jersey
Apr. 9	L	1-9	Montreal
Apr. 11	W	4-0	Ottawa

Home games in all CAPS

\* - Overtime

44-27-13, 1st, Northeast Division

# 1994-95

## Highlights

- The Penguins defeat the Tampa Bay Lightning, 6-3, to tie a club record with their seventh-consecutive victory from the start of the season on Feb. 4.
- Joe Mullen becomes the first American-born player to record 1,000 career points with an assist on Feb. 7 vs. Florida.
- Jaromir Jagr becomes the first European-trained player to win the Art Ross Trophy on May 3.
- Ron Francis records a league-best plus-30 rating.
- Ron Francis becomes the first Penguin to win the Selke Trophy and the second to win the Lady Byng.
- Jaromir Jagr is named a First-Team All-Star and Larry Murphy is named to the Second-Team.

## Transactions

**Feb. 16, 1995** - Acquired Wendell Young from Tampa Bay for future considerations.

**Apr. 7, 1995** - Obtained Norm Maciver and Troy Murray from Ottawa for Martin Straka.

**Apr. 7, 1995** - Acquired Drake Berehowsky from Toronto for Grant Jennings.

## Goaltenders

GOALIE	W-L-O	GP	MP	GA	SO	GAA
Phil. DeRouville	1-0-0	1	60	3	0	3.00
Ken Wregget	25-9-2	38	2208	118	0	3.21
Wendell Young	3-6-0	10	497	27	0	3.26
Tom Barrasso	0-1-1	2	125	8	0	3.84
<b>TOTALS</b>	<b>29-16-3</b>	<b>48</b>	<b>2901</b>	<b>158</b>	<b>0</b>	<b>3.27</b>

## Scoring

PLAYERS	GP	G	A	PTS	PIM
Jaromir Jagr	48	32	38	70	37
Ron Francis	44	11	48	59	18
Tomas Sandstrom	47	21	23	44	42
Luc Robitaille	46	23	19	42	37
Larry Murphy	48	13	25	38	18
Joe Mullen	45	16	21	37	6
John Cullen	46	13	24	37	66
Kevin Stevens	27	15	12	27	51
Shawn McEachern	44	13	13	26	22
Norm Maciver	41	4	16	20	16
Troy Murray	46	4	12	16	39
Martin Straka	31	4	12	16	16
Ulf Samuelsson	44	1	15	16	113
Chris Joseph	33	5	10	15	46
Len Barrie	48	3	11	14	66
Mike Hudson	40	2	9	11	34
Kjell Samuelsson	41	1	6	7	54
Greg Hawgood	21	1	4	5	25
Markus Naslund	14	2	2	4	2
Greg Andrusak	7	0	4	4	6
Grant Jennings	25	0	4	4	36
Jim McKenzie	39	2	1	3	63
Chris Tamer	36	2	0	2	82
Drake Berehowsky	29	0	2	2	28
Francois Leroux	40	0	2	2	114
Rusty Fitzgerald	4	1	0	1	0
Richard Park	1	0	1	1	2
Peter Taglianetti	13	0	1	1	12
Jeff Christian	1	0	0	0	0
Philippe DeRouville	1	0	0	0	0
Tom Barrasso	2	0	0	0	0
Wendell Young	10	0	0	0	2
Ken Wregget	38	0	0	0	14
Bench					10

## Games

DATE	RESULT	SCORE	OPPONENT
Jan. 20	W	5-3	Tampa Bay
Jan. 23	W	6-5	Florida
Jan. 25	W	3-2	NY Rangers
Jan. 27	W	5-4	OTTAWA
Jan. 29	W	4-1	Washington
Feb. 1	W	4-3	NY RANGERS
Feb. 4	W	6-3	TAMPA BAY
Feb. 5	T	3-3*	New Jersey
Feb. 7	W	7-3	FLORIDA
Feb. 9	W	5-2	NY Islanders
Feb. 11	W	3-1	MONTREAL
Feb. 14	W	5-3	BOSTON
Feb. 16	W	5-2	HARTFORD
Feb. 18	L	2-4	Hartford
Feb. 19	T	3-3*	BUFFALO
Feb. 21	W	5-4	QUEBEC
Feb. 24	L	2-4	TAMPA BAY
Feb. 25	L	1-3	NY Islanders
Feb. 27	W	7-5	Quebec
Mar. 2	L	3-6	Buffalo
Mar. 4	W	4-3*	Boston
Mar. 5	L	2-6	Philadelphia
Mar. 7	L	4-5	QUEBEC
Mar. 9	W	4-2	NY ISLANDERS
Mar. 11	W	6-2	BUFFALO
Mar. 13	W	4-2	MONTREAL
Mar. 15	L	5-8	Montreal
Mar. 16	L	2-3	Quebec
Mar. 19	W	4-3	Ottawa
Mar. 21	W	3-2	Buffalo
Mar. 24	W	5-2	NEW JERSEY
Mar. 26	L	0-2	Florida
Mar. 28	W	6-3	NY ISLANDERS
Apr. 1	W	3-2	PHILADELPHIA
Apr. 5	L	4-8	HARTFORD
Apr. 8	L	1-2	Montreal
Apr. 10	W	4-3	Ottawa
Apr. 11	W	3-1	WASHINGTON
Apr. 15	W	5-2	OTTAWA

DATE	RESULT	SCORE	OPPONENT
Apr. 16	L	3-4*	Philadelphia
Apr. 18	W	6-5	NY RANGERS
Apr. 22	L	1-2	WASHINGTON
Apr. 23	W	4-2	Hartford
Apr. 26	T	3-3*	New Jersey
Apr. 28	W	4-1	BOSTON
Apr. 30	L	2-5	Boston
May 2	L	2-7	Washington
May 3	L	3-4	FLORIDA

Home games in all CAPS \* - Overtime

# 1995-96

## Highlights

- Mario Lemieux returns to the Pittsburgh lineup after a one-year leave of absence for medical reasons.
- Mario Lemieux records his 500th career goal on Oct. 26 at the NY Islanders, becoming the second-fastest to reach the mark.
- Ron Francis records his 1,200th career point on Dec. 26 at Buffalo.
- Mario Lemieux records five goals in a game against St. Louis on Mar. 26.
- Jaromir Jagr sets NHL records for points [149] and assists [87] in a season by a right wing.

## Transactions

**Aug. 2, 1995** - Obtained Bryan Smolinski, Glen Murray and Boston's third-round choice in the 1996 NHL Draft for Kevin Stevens and Shawn McEachern.

**Mar. 20, 1996** - Obtained J.J. Daigneault from St. Louis for an eighth-round choice in the 1996 NHL Draft.

**Mar. 20, 1996** - Obtained Alek Stojanov from Vancouver for Markus Naslund.

## Goaltenders

GOALIE	W-L-O	GP	MP	GA	SO	GAA
Ken Wregget	20-13-2	37	2132	115	3	3.24
Tom Barrasso	29-16-2	49	2799	160	2	3.43
<b>TOTALS</b>	<b>49-29-4</b>	<b>82</b>	<b>4948</b>	<b>284</b>	<b>5</b>	<b>3.44</b>

## Scoring

PLAYERS	GP	G	A	PTS	PIM
Mario Lemieux	70	69	92	161	54
Jaromir Jagr	82	62	87	149	96
Ron Francis	77	27	92	119	56
Petr Nedved	80	45	54	99	68
Tomas Sandstrom	58	35	35	70	69
Sergei Zubov	64	11	55	66	22
Bryan Smolinski	81	24	40	64	69
Kevin Miller	81	28	25	53	45
Markus Naslund	66	19	33	52	36
Dmitri Mironov	72	3	31	34	88
Glen Murray	69	14	15	29	57
Norm Maciver	32	2	21	23	32
Chris Joseph	70	5	14	19	71
Neil Wilkinson	62	3	14	17	120
Dave Roche	71	7	7	14	130
Chris Tamer	70	4	10	14	153
J.J. Daigneault	57	4	7	11	53
Francois Leroux	66	2	9	11	161
Joe Dziedzic	69	5	5	10	68
Richard Park	56	4	6	10	36
Dave McLlwain	19	2	5	7	6
Brad Lauer	21	4	1	5	6
Corey Foster	11	2	2	4	2
Chris Wells	54	2	2	4	59
Rusty Fitzgerald	21	1	2	3	12
Tom Barrasso	49	0	3	3	18
Ian Moran	51	1	1	2	47
Alek Stojanov	68	1	1	2	130
Ed Patterson	35	0	2	2	38
Ken Wregget	37	0	2	2	8
Drake Berehowsky	1	0	0	0	0
Greg Andrusak	2	0	0	0	0
Stefan Bergkvist	2	0	0	0	2
Jeff Christian	3	0	0	0	2
Len Barrie	5	0	0	0	18
Peter Allen	8	0	0	0	8
Bench					12



## Games

DATE	RESULT	SCORE	OPPONENT
Oct. 7	W	8-3	TORONTO
Oct. 9	T	6-6*	Colorado
Oct. 12	L	1-5	Chicago
Oct. 14	W	5-2	ANAHEIM
Oct. 20	T	2-2*	Hartford
Oct. 21	L	2-3*	LOS ANGELES
Oct. 26	W	7-5	NY Islanders
Oct. 28	W	5-3	New Jersey
Nov. 1	W	10-0	TAMPA BAY
Nov. 3	T	3-3*	Buffalo
Nov. 4	W	7-4	PHILADELPHIA
Nov. 8	W	7-1	Ottawa
Nov. 10	W	9-1	San Jose
Nov. 11	L	2-3	Los Angeles
Nov. 14	W	4-2	DALLAS
Nov. 17	W	3-2*	Washington
Nov. 18	W	3-0	WASHINGTON
Nov. 21	L	4-9	NY Rangers
Nov. 22	L	3-4	NY RANGERS
Nov. 25	W	5-3	BUFFALO
Nov. 28	W	7-2	OTTAWA
Nov. 30	W	9-6	Boston
Dec. 1	W	2-1	FLORIDA
Dec. 3	W	5-4	Tampa Bay
Dec. 5	W	6-3	NY Islanders
Dec. 7	W	7-5	MONTREAL
Dec. 9	W	6-0	HARTFORD
Dec. 13	L	3-6	Anaheim
Dec. 15	W	5-1	Dallas
Dec. 17	L	5-6	Philadelphia
Dec. 19	W	7-1	CALGARY
Dec. 22	L	2-4	MONTREAL
Dec. 23	L	0-1	Montreal
Dec. 26	W	6-3	BUFFALO
Dec. 28	W	9-4	HARTFORD
Dec. 30	W	6-5	FLORIDA
Jan. 1	L	2-4	Washington
Jan. 3	W	4-1	OTTAWA
Jan. 5	W	5-2	DETROIT
Jan. 6	L	2-3	St. Louis
Jan. 8	W	8-5	VANCOUVER
Jan. 12	L	5-6	MONTREAL
Jan. 13	L	8-10	SAN JOSE

DATE	RESULT	SCORE	OPPONENT
Jan. 16	L	2-5	COLORADO
Jan. 17	W	1-0	Buffalo
Jan. 22	W	7-6*	BOSTON
Jan. 24	W	4-3	Ottawa
Jan. 27	W	7-4	PHILADELPHIA
Jan. 29	L	1-2	Florida
Jan. 31	L	1-4	Tampa Bay
Feb. 3	L	0-3	Detroit
Feb. 6	W	6-5	BOSTON
Feb. 7	T	1-1*	New Jersey
Feb. 10	W	6-3	CHICAGO
Feb. 12	L	1-4	Toronto
Feb. 16	W	1-0	Winnipeg
Feb. 18	W	4-3*	NY RANGERS
Feb. 21	L	3-6	Buffalo
Feb. 23	W	5-4	HARTFORD
Feb. 24	L	3-7	Montreal
Feb. 27	W	7-4	Vancouver
Feb. 29	L	3-7	Calgary
Mar. 1	W	5-4	Edmonton
Mar. 5	W	9-4	WINNIPEG
Mar. 7	W	5-1	OTTAWA
Mar. 9	L	3-4*	NEW JERSEY
Mar. 13	L	2-3	Hartford
Mar. 14	L	2-4	Boston
Mar. 16	W	4-2	NY ISLANDERS
Mar. 21	W	5-4	EDMONTON
Mar. 23	L	5-7	BUFFALO
Mar. 24	W	8-2	NY Rangers
Mar. 26	W	8-4	ST. LOUIS
Mar. 28	W	3-2	Florida
Mar. 30	W	2-1	NEW JERSEY
Mar. 31	L	1-4	Philadelphia
Apr. 4	W	4-2	WASHINGTON
Apr. 6	W	2-1	TAMPA BAY
Apr. 8	L	4-5	Hartford
Apr. 10	L	2-6	NY ISLANDERS
Apr. 11	W	5-3	Ottawa
Apr. 14	L	5-6	Boston

Home games in all CAPS \* - Overtime

49-29-4, 1st, Northeast Division

# 1996-97

## Highlights

- Mario Lemieux becomes the ninth player to record 1,400 points on Nov. 30 vs. Boston.
- Jaromir Jagr records his 600th point on Jan. 4 vs. Tampa Bay.
- Mario Lemieux ties the NHL record for goals in a period with four against Montreal on Jan. 26.
- Mario Lemieux scores his 600th career goal on Feb. 4 vs. Vancouver.
- Joe Mullen becomes the first American-born player to record 500 goals on Mar. 14 at Colorado.
- Ron Francis records his 400th career goal on Mar. 29 vs. Los Angeles.
- Patrick Lalime sets the NHL record for longest unbeaten streak from the beginning of a career by going 14-0-2.

## Transactions

**June 22, 1996** - Obtained Kevin Hatcher from Dallas for Sergei Zubov.

**Nov. 17, 1996** - Obtained Darius Kasparaitis and Andreas Johansson from NY Islanders for Bryan Smolinski.

**Nov. 19, 1996** - Obtained Stu Barnes and Jason Woolley from Florida for Chris Wells.

**Mar. 18, 1997** - Obtained Eddie Olczyk from Los Angeles for Glen Murray.

## Goaltenders

GOALIE	W-L-O	GP	MP	GA	SO	GAA
Patrick Lalime	21-12-2	39	2058	101	3	2.94
Phil. DeRouville	0-2-0	2	111	6	0	3.24
Ken Wregget	17-17-6	46	2514	136	2	3.25
Tom Barrasso	0-5-0	5	270	26	0	5.78
<b>TOTALS</b>	<b>38-36-8</b>	<b>82</b>	<b>4969</b>	<b>280</b>	<b>5</b>	<b>3.38</b>

## Scoring

PLAYERS	GP	G	A	PTS	PIM
Mario Lemieux	76	50	72	122	65
Jaromir Jagr	63	47	48	95	40
Ron Francis	81	27	63	90	20
Petr Nedved	74	33	38	71	66
Eddie Olczyk	79	25	30	55	51
Kevin Hatcher	80	15	39	54	103
Stu Barnes	81	19	30	49	26
Fredrik Olausson	71	9	29	38	32
Jason Woolley	60	6	30	36	30
Greg Johnson	75	13	19	32	26
Alex Hicks	73	7	21	28	90
Tomas Sandstrom	40	9	15	24	33
Darius Kasparaitis	75	2	21	23	100
Joe Mullen	54	7	15	22	4
Glen Murray	66	11	11	22	24
Garry Valk	70	10	11	21	78
Joe Dziedzic	59	9	9	18	63
J.J. Daigneault	53	3	14	17	36
Roman Oksjuta	35	6	7	13	26
Andreas Johansson	42	4	9	13	20
Dave Roche	61	5	5	10	155
Ian Moran	36	4	5	9	22
Dmitri Mironov	15	1	5	6	24
Chris Tamer	45	2	4	6	131
Alek Stojanov	35	1	4	5	79
Josef Beranek	8	3	1	4	4
Jeff Christian	11	2	2	4	13
Tyler Wright	45	2	2	4	70
Petr Klima	9	1	3	4	4
Craig Muni	64	0	4	4	36
Dan Quinn	16	0	3	3	10
Francois Leroux	59	0	3	3	81
Ken Wregget	46	0	1	1	6
Domenic Pittis	1	0	0	0	0
Richard Park	1	0	0	0	0
Philippe DeRouville	2	0	0	0	0
Tom Barrasso	5	0	0	0	0
Stefan Bergkvist	5	0	0	0	7
Ed Patterson	6	0	0	0	8
Shawn Antoski	13	0	0	0	49
Neil Wilkinson	23	0	0	0	36
Patrick Lalime	39	0	0	0	0

## Games

DATE	RESULT	SCORE	OPPONENT
Oct. 5	L	3-4*	TAMPA BAY
Oct. 8	L	3-7	Hartford
Oct. 11	L	2-3	Ottawa
Oct. 12	W	3-2	OTTAWA
Oct. 16	L	1-8	NY Rangers
Oct. 17	L	1-4	Buffalo
Oct. 19	W	2-1	WASHINGTON
Oct. 22	L	2-5	Edmonton
Oct. 24	L	5-7	Calgary
Oct. 26	L	1-2	Vancouver
Nov. 1	L	2-4	Washington
Nov. 2	W	7-3	OTTAWA
Nov. 6	W	5-2	EDMONTON
Nov. 8	T	5-5*	Tampa Bay
Nov. 9	L	2-4	Florida
Nov. 12	W	3-0	BUFFALO
Nov. 14	L	1-2*	Boston
Nov. 16	L	3-8	NY RANGERS
Nov. 19	W	4-2	ST. LOUIS
Nov. 21	L	3-7	Philadelphia
Nov. 22	W	7-1	Hartford
Nov. 27	T	2-2*	MONTREAL
Nov. 30	W	6-2	BOSTON
Dec. 3	T	4-4*	HARTFORD
Dec. 4	W	4-2	Ottawa
Dec. 6	W	5-3	Washington
Dec. 7	W	5-3	ANAHEIM
Dec. 10	W	5-3	Los Angeles
Dec. 11	W	7-3	Anaheim
Dec. 13	W	4-0	San Jose
Dec. 15	L	1-2	Chicago
Dec. 17	L	4-6	BOSTON
Dec. 19	W	4-0	St. Louis
Dec. 21	W	3-1	SAN JOSE
Dec. 23	W	6-5	Toronto
Dec. 26	T	3-3*	MONTREAL
Dec. 28	W	2-0	BUFFALO
Dec. 30	W	5-3	WASHINGTON
Jan. 2	W	6-1	New Jersey
Jan. 4	W	7-3	TAMPA BAY
Jan. 7	W	5-3	NY Islanders
Jan. 10	W	5-2	NY ISLANDERS

DATE	RESULT	SCORE	OPPONENT
Jan. 11	T	3-3*	Ottawa
Jan. 14	W	3-1	DALLAS
Jan. 15	W	3-0	Hartford
Jan. 21	W	4-2	CALGARY
Jan. 23	L	3-4*	COLORADO
Jan. 25	L	4-7	NY RANGERS
Jan. 26	W	5-2	Montreal
Jan. 29	L	1-3	Buffalo
Feb. 1	W	4-1	PHOENIX
Feb. 4	W	6-4	VANCOUVER
Feb. 5	W	6-3	Montreal
Feb. 8	L	5-6*	DETROIT
Feb. 12	L	1-5	NY ISLANDERS
Feb. 15	L	1-5	Philadelphia
Feb. 16	L	2-6	PHILADELPHIA
Feb. 18	W	4-2	FLORIDA
Feb. 22	L	2-5	CHICAGO
Feb. 23	L	1-4	NY Islanders
Feb. 27	L	1-4	Detroit
Mar. 1	L	3-6	New Jersey
Mar. 4	L	1-3	NEW JERSEY
Mar. 5	L	2-4	Buffalo
Mar. 8	W	3-2*	PHILADELPHIA
Mar. 10	T	2-2*	MONTREAL
Mar. 12	T	5-5*	Phoenix
Mar. 14	L	3-6	Colorado
Mar. 16	L	2-6	Dallas
Mar. 18	W	5-3	BUFFALO
Mar. 20	W	6-3	TORONTO
Mar. 22	L	2-3	NEW JERSEY
Mar. 24	L	0-3	NY Rangers
Mar. 26	L	5-8	Montreal
Mar. 29	W	4-1	LOS ANGELES
Mar. 31	W	4-3	FLORIDA
Apr. 3	T	5-5*	HARTFORD
Apr. 5	W	5-2	OTTAWA
Apr. 8	W	3-1	BOSTON
Apr. 10	L	3-4	Tampa Bay
Apr. 11	L	2-4	Florida
Apr. 13	L	3-7	Boston

Home games in all CAPS \* - Overtime

38-36-8, 2nd, Northeast Division

# 1997-98

## Highlights

- Tom Barrasso records his 300th career victory at Florida on Oct. 19.
- Ron Francis records his 1,400th career point on Jan. 29 at Boston.
- Nine Penguins represent their countries at the 1998 Winter Olympics in Nagano, Japan, with seven bringing home medals.
- Ken Wregget records his 200th career victory on Mar. 7 vs. Philadelphia.
- Ron Francis records his 1,000th career assist on Mar. 21 vs. Philadelphia.
- Jaromir Jagr records his 300th goal on Apr. 15 vs. Tampa Bay.
- Jaromir Jagr captures his second Art Ross Trophy with 102 points.

## Transactions

**Aug. 12, 1997** - Obtained Jiri Slegř from Edmonton for a third-round choice in the 1998 NHL Draft.

**Oct. 22, 1997** - Obtained Tuomas Gronman from Chicago for Greg Johnson.

**Mar. 24, 1998** - Obtained Sean Pronger from Anaheim for the rights to Patrick Lalime.

## Goaltenders

GOALIE	W-L-O	GP	MP	GA	SO	GAA
Peter Skudra	6-4-3	17	851	26	0	1.83
Tom Barrasso	31-14-13	63	3542	122	7	2.07
Ken Wregget	3-6-2	15	611	28	0	2.75
<b>TOTALS</b>	<b>40-24-18</b>	<b>82</b>	<b>5022</b>	<b>188</b>	<b>7</b>	<b>2.29</b>

## Scoring

PLAYERS	GP	G	A	PTS	PIM
Jaromir Jagr	77	35	67	102	64
Ron Francis	81	25	62	87	20
Stu Barnes	78	30	35	65	30
Kevin Hatcher	74	19	29	48	66
Martin Straka	75	19	23	42	28
Rob Brown	82	15	25	40	59
Fredrik Olausson	76	6	27	33	42
Aleksey Morozov	76	13	13	26	8
Eddie Olczyk	56	11	11	22	35
Robert Lang	54	9	13	22	16
Sean Pronger	67	6	15	21	32
Alex Hicks	58	7	13	20	54
Brad Werenka	71	3	15	18	46
Jiri Slegř	73	5	12	17	109
Andreas Johansson	50	5	10	15	20
Darius Kasparaitis	61	4	8	12	127
Robert Dome	30	5	2	7	12
Chris Ferraro	46	3	4	7	43
Peter Ferraro	29	3	4	7	12
Tyler Wright	82	3	4	7	112
Ian Moran	37	1	6	7	19
Chris Tamer	79	0	7	7	181
Neil Wilkinson	34	2	4	6	24
Garry Valk	39	2	1	3	33
Tuomas Gronman	22	1	2	3	25
Tom Barrasso	63	0	2	2	14
Greg Johnson	5	1	0	1	2
Peter Skudra	17	0	1	1	2
Sven Butenschon	6	0	0	0	6
Ken Wregget	15	0	0	0	6

## Games

DATE	RESULT	SCORE	OPPONENT
Oct. 1	T	3-3*	LOS ANGELES
Oct. 3	W	4-3	Carolina
Oct. 4	L	3-5	FLORIDA
Oct. 8	L	0-3	MONTREAL
Oct. 9	L	1-3	Philadelphia
Oct. 11	W	4-1	CAROLINA
Oct. 14	W	1-0	NY Rangers
Oct. 15	T	1-1*	Montreal
Oct. 17	W	4-1	Tampa Bay
Oct. 19	W	4-1	Florida
Oct. 22	W	5-2	San Jose
Oct. 24	L	3-4	Edmonton
Oct. 25	W	3-2*	Vancouver
Oct. 28	L	3-6	Calgary
Nov. 1	W	7-6*	VANCOUVER
Nov. 2	L	1-3	Chicago
Nov. 5	L	2-5	DALLAS
Nov. 7	T	1-1*	Detroit
Nov. 8	T	2-2*	BUFFALO
Nov. 12	L	1-4	WASHINGTON
Nov. 14	L	1-3	NY Rangers
Nov. 15	W	5-0	Toronto
Nov. 19	T	3-3*	BOSTON
Nov. 20	W	2-0	Ottawa
Nov. 22	W	4-3*	NY RANGERS
Nov. 24	W	5-1	BUFFALO
Nov. 26	W	3-2	CAROLINA
Nov. 29	W	6-3	MONTREAL
Dec. 1	W	1-0	Montreal
Dec. 4	L	0-4	NEW JERSEY
Dec. 6	W	5-2	ANAHEIM
Dec. 9	W	2-1	Los Angeles
Dec. 10	W	3-0	Anaheim
Dec. 12	T	2-2*	Phoenix
Dec. 16	T	1-1*	TAMPA BAY
Dec. 19	T	3-3*	Colorado
Dec. 20	L	1-4	St. Louis
Dec. 26	W	4-1	Washington
Dec. 27	L	0-1	MONTREAL
Dec. 29	W	5-1	NY ISLANDERS
Dec. 31	W	3-2	CAROLINA
Jan. 3	L	4-5*	COLORADO

DATE	RESULT	SCORE	OPPONENT
Jan. 6	W	4-2	NY Islanders
Jan. 7	L	1-3	New Jersey
Jan. 10	W	4-1	NEW JERSEY
Jan. 12	W	4-1	Carolina
Jan. 14	L	2-5	Boston
Jan. 20	T	0-0*	OTTAWA
Jan. 22	W	3-2	New Jersey
Jan. 24	W	4-2	BOSTON
Jan. 26	W	4-2	ST. LOUIS
Jan. 28	T	2-2*	Washington
Jan. 29	W	4-2	Boston
Jan. 31	W	4-2	DETROIT
Feb. 2	L	2-4	NY ISLANDERS
Feb. 4	T	2-2*	WASHINGTON
Feb. 6	T	2-2*	Buffalo
Feb. 7	T	2-2*	Ottawa
Feb. 25	W	6-2	Montreal
Feb. 28	L	2-6	Boston
Mar. 2	W	3-1	TORONTO
Mar. 5	T	2-2*	CHICAGO
Mar. 7	W	6-4	PHILADELPHIA
Mar. 8	L	3-4*	Philadelphia
Mar. 11	W	4-1	CALGARY
Mar. 14	W	2-1	BUFFALO
Mar. 15	L	0-3	Buffalo
Mar. 18	W	4-2	EDMONTON
Mar. 21	W	4-3	PHILADELPHIA
Mar. 22	T	0-0*	Dallas
Mar. 26	L	3-4	NY Islanders
Mar. 28	T	2-2*	NY RANGERS
Mar. 29	T	1-1*	OTTAWA
Apr. 1	L	2-3	SAN JOSE
Apr. 4	W	4-1	Tampa Bay
Apr. 5	L	1-3	Florida
Apr. 7	L	1-2	PHOENIX
Apr. 9	L	1-4	Ottawa
Apr. 11	T	3-3*	FLORIDA
Apr. 15	W	5-1	TAMPA BAY
Apr. 16	W	4-1	Carolina
Apr. 18	W	5-2	BOSTON

Home games in all CAPS

\* - Overtime

40-24-18, 1st, Northeast Division

# 1998-99

## Highlights

- Jaromir Jagr records his 800th career point Jan. 31 at Montreal.
- Penguins win five consecutive overtime games for the first time in club history and lead the NHL with 28 overtime points.
- Tom Barrasso passes Gump Worsley for 10th place on the NHL's all-time wins list with his 336th victory on Jan. 5 vs. Calgary.
- Penguins win 10 games in a row, Jan. 28-Feb. 15, the second-longest winning streak in team history.
- Tom Barrasso, Peter Skudra and Jean-Sebastien Aubin all record shutouts, making it the first time in club history that three different goalies record shutouts in one season.
- Jaromir Jagr captures his first Hart Trophy as league MVP. Jagr also wins his third Art Ross Trophy as the league's leading scorer.

## Transactions

**June 17, 1998** - Obtained German Titov and Todd Hlushko from Calgary for Ken Wregget and Dave Roche.

**Nov. 25, 1998** - Obtained Alexei Kovalev, Harry York and future considerations from NY Rangers for Petr Nedved, Chris Tamer and Sean Pronger.

**Mar. 11, 1999** - Obtained Matthew Barnaby from Buffalo for Stu Barnes.

## Goaltenders

GOALIE	W-L-O	GP	MP	GA	SO	GAA
J.S. Aubin	4-3-6	17	756	28	2	2.22
Tom Barrasso	19-16-3	43	2306	98	4	2.55
Peter Skudra	15-11-5	37	1914	89	3	2.79
<b>TOTALS</b>	<b>38-30-14</b>	<b>82</b>	<b>5011</b>	<b>225</b>	<b>9</b>	<b>2.74</b>

## Scoring

PLAYERS	GP	G	A	PTS	PIM
Jaromir Jagr	81	44	83	127	66
Martin Straka	80	35	48	83	26
German Titov	72	11	45	56	34
Alexei Kovalev	77	23	30	53	49
Robert Lang	72	21	23	44	24
Kip Miller	77	19	23	42	22
Jan Hrdina	82	13	29	42	40
Kevin Hatcher	66	11	27	38	24
Stu Barnes	64	20	12	32	20
Rob Brown	58	13	11	24	16
Brad Werenka	81	6	18	24	93
Jiri Slegr	63	3	20	23	86
Matthew Barnaby	62	6	16	22	177
Aleksey Morozov	67	9	10	19	14
Dan Kesa	67	2	8	10	27
Bobby Dollas	70	2	8	10	60
Ian Moran	62	4	5	9	37
Maxim Galanov	51	4	3	7	14
Jeff Serowik	26	0	6	6	16
Darius Kasparaitis	48	1	4	5	70
Tom Barrasso	43	0	3	3	20
Martin Sonnenberg	44	1	1	2	19
Patrick Lebeau	8	1	0	1	2
Greg Andrusak	7	0	1	1	4
Victor Ignatjev	11	0	1	1	6
Ryan Savoia	3	0	0	0	0
Pavel Skrbek	4	0	0	0	2
Brian Bonin	5	0	0	0	0
Chris Tamer	11	0	0	0	32
Sven Butenschon	17	0	0	0	6
J.S. Aubin	17	0	0	0	0
Neil Wilkinson	24	0	0	0	22
Peter Skudra	37	0	0	0	2
Tyler Wright	61	0	0	0	90

## Games

DATE	RESULT	SCORE	OPPONENT
Oct. 10	W	4-3	NY Islanders
Oct. 14	W	3-1	New Jersey
Oct. 17	T	3-3*	NY RANGERS
Oct. 21	L	0-5	Tampa Bay
Oct. 24	L	4-6	TORONTO
Oct. 26	W	2-0	Toronto
Oct. 28	W	5-2	Calgary
Oct. 30	T	2-2*	Vancouver
Oct. 31	L	1-4	Edmonton
Nov. 3	T	4-4*	PHILADELPHIA
Nov. 5	W	4-2	Ottawa
Nov. 7	T	0-0*	BOSTON
Nov. 10	W	3-2	NY ISLANDERS
Nov. 13	L	3-4	New Jersey
Nov. 14	W	4-0	FLORIDA
Nov. 17	L	1-4	PHILADELPHIA
Nov. 19	W	5-1	Tampa Bay
Nov. 21	W	5-2	TAMPA BAY
Nov. 25	L	4-5	Washington
Nov. 27	T	2-2*	NY RANGERS
Nov. 28	W	4-3	Montreal
Dec. 1	T	4-4*	ANAHEIM
Dec. 4	T	3-3*	Carolina
Dec. 5	L	1-2	Boston
Dec. 12	W	4-3	St. Louis
Dec. 15	W	3-2*	TAMPA BAY
Dec. 16	L	1-4	Florida
Dec. 19	W	3-0	WASHINGTON
Dec. 21	L	1-7	Toronto
Dec. 22	L	0-3	LOS ANGELES
Dec. 26	W	2-1*	OTTAWA
Dec. 30	W	7-4	FLORIDA
Jan. 2	W	4-2	Florida
Jan. 5	W	5-1	CALGARY
Jan. 7	W	4-2	CAROLINA
Jan. 9	W	2-1	ST. LOUIS
Jan. 13	L	3-5	Phoenix
Jan. 15	L	2-3	San Jose
Jan. 16	W	5-1	Los Angeles
Jan. 18	L	3-5	Anaheim
Jan. 21	L	2-5	NY ISLANDERS
Jan. 26	L	3-5	CAROLINA

DATE	RESULT	SCORE	OPPONENT
Jan. 28	W	6-0	TORONTO
Jan. 30	W	5-2	BOSTON
Jan. 31	W	5-3	Montreal
Feb. 2	W	5-3	BUFFALO
Feb. 5	W	3-0	FLORIDA
Feb. 7	W	2-1	DETROIT
Feb. 9	W	3-2*	MONTREAL
Feb. 11	W	6-5*	VANCOUVER
Feb. 13	W	3-2*	Nashville
Feb. 15	W	7-3	WASHINGTON
Feb. 17	L	1-3	NY Islanders
Feb. 19	L	1-6	NY Rangers
Feb. 21	L	1-2	Philadelphia
Feb. 22	W	4-1	PHOENIX
Feb. 25	W	3-2	Colorado
Feb. 26	L	4-6	Dallas
Feb. 28	L	3-4	Washington
Mar. 3	T	4-4*	MONTREAL
Mar. 5	T	2-2*	EDMONTON
Mar. 7	L	1-3	COLORADO
Mar. 9	L	2-3	NEW JERSEY
Mar. 10	W	3-2*	Carolina
Mar. 13	W	4-0	PHILADELPHIA
Mar. 16	T	2-2*	DALLAS
Mar. 17	W	2-0	Tampa Bay
Mar. 20	T	1-1*	NASHVILLE
Mar. 21	T	2-2*	NY Rangers
Mar. 23	W	5-2	CHICAGO
Mar. 25	L	3-5	New Jersey
Mar. 27	T	1-1*	BUFFALO
Mar. 28	L	3-4*	Buffalo
Mar. 30	L	4-6	OTTAWA
Apr. 1	T	3-3*	Ottawa
Apr. 3	L	2-4	NEW JERSEY
Apr. 5	L	1-3	Buffalo
Apr. 8	L	1-3	Philadelphia
Apr. 11	W	3-0	Detroit
Apr. 15	L	2-4	Boston
Apr. 17	L	2-7	NY ISLANDERS
Apr. 18	W	2-1*	NY Rangers

Home games in all CAPS

\* - Overtime

38-30-14, 3rd, Atlantic Division

# 1999-00

## Highlights

- Jaromir Jagr opens the season with a 15-game point streak from Oct. 1-Nov. 13 (14G-19A=33Pts).
- Jaromir Jagr sets an NHL record by recording a point on 15 consecutive goals from Oct. 16-Nov. 4 (7G-8A=15Pts).
- Jaromir Jagr nets his fifth career hat trick and his 900th point on Nov. 26 vs. Ottawa.
- Herb Brooks replaces Kevin Constantine as head coach on Dec. 9.
- Jaromir Jagr records a career-best seven points (3G-4A) on Dec. 30.
- Martin Straka ties the team record for two fastest goals by one player (four seconds) on Feb. 11 vs. Edmonton.
- Jaromir Jagr captures his third consecutive Art Ross Trophy (fourth overall).
- The Penguins and Philadelphia Flyers play the third-longest game in NHL history in Game 5 of the Eastern Conference Semifinals. Goaltender Ron Tugnutt makes 70 saves in the four-and-a-half overtime, 2-1 loss.

## Transactions

**Mar. 13, 2000** - Obtained Bob Boughner from Nashville for Pavel Skrbek.

**Mar. 14, 2000** - Obtained Ron Tugnutt and Janne Laukkanen from Ottawa for Tom Barrasso; Acquired Rene Corbet and Tyler Moss from Calgary for Brad Werenka; Acquired Josef Beranek from Edmonton for German Titov.

## Goaltenders

GOALIE	W-L-O	GP	MP	GA	SO	GAA
Ron Tugnutt	4-2-0	7	374	15	0	2.41
J. S. Aubin	23-21-3	51	2789	120	2	2.58
Peter Skudra	5-7-3	20	922	48	1	3.12
Tom Barrasso	5-7-2	18	870	46	1	3.17
<b>TOTALS</b>	<b>37-37-8</b>	<b>82</b>	<b>4984</b>	<b>236</b>	<b>4</b>	<b>2.88</b>

## Scoring

PLAYERS	GP	G	A	PTS	PIM
Jaromir Jagr	63	42	54	96	50
Alexei Kovalev	82	26	40	66	94
Robert Lang	78	23	42	65	14
Martin Straka	71	20	39	59	26
Jan Hrdina	70	13	33	46	43
Aleksey Morozov	68	12	19	31	14
Jiri Slegr	74	11	20	31	82
Pat Falloon	63	9	22	31	14
Josef Beranek	71	13	12	25	57
Matthew Barnaby	64	12	12	24	197
Rob Brown	50	10	13	23	10
Tyler Wright	50	12	10	22	45
Michal Rozsival	75	4	17	21	48
Janne Laukkanen	71	2	18	20	67
Rene Corbet	52	5	10	15	60
Darius Kasparaitis	73	3	12	15	146
Hans Jonsson	68	3	11	14	12
Ian Moran	73	4	8	12	28
Bob Boughner	73	3	4	7	166
Robert Dome	22	2	5	7	0
Andrew Ference	30	2	4	6	20
Tom Chorske	33	1	5	6	2
Peter Popovic	54	1	5	6	30
Steve Leach	56	2	3	5	24
John Slaney	29	1	4	5	10
Martin Sonnenberg	14	1	2	3	0
Dan Trebil	3	1	0	1	2
J.S. Aubin	51	0	1	1	2
Sven Butenschon	3	0	0	0	0
Peter Skudra	20	0	0	0	0
Dennis Bonvie	20	0	0	0	80
Ron Tugnutt	7	0	0	0	0



## Games

DATE	RESULT	SCORE	OPPONENT
Oct. 1	L	4-6	Dallas
Oct. 7	W	7-5	New Jersey
Oct. 8	T	3-3*	COLORADO
Oct. 14	W	5-2	NY Rangers
Oct. 16	T	3-3*	CHICAGO
Oct. 23	L	2-3	CAROLINA
Oct. 27	L	1-2*	Anaheim
Oct. 28	L	3-5	Los Angeles
Oct. 30	T	1-1*	San Jose
Nov. 2	L	4-5	LOS ANGELES
Nov. 4	L	1-2	Ottawa
Nov. 6	L	4-7	TAMPA BAY
Nov. 10	W	5-4	MONTREAL
Nov. 12	L	2-3*	Detroit
Nov. 13	W	6-2	NASHVILLE
Nov. 16	W	3-2	BUFFALO
Nov. 18	L	1-2	Tampa Bay
Nov. 20	L	1-2*	Florida
Nov. 23	W	3-1	TORONTO
Nov. 26	W	5-0	OTTAWA
Nov. 27	L	3-5	Carolina
Nov. 30	W	4-1	Buffalo
Dec. 2	L	2-5	SAN JOSE
Dec. 4	L	2-3*	Toronto
Dec. 7	L	1-2	New Jersey
Dec. 9	W	3-0	WASHINGTON
Dec. 11	W	4-2	PHOENIX
Dec. 14	W	4-2	BOSTON
Dec. 15	W	6-3	Carolina
Dec. 18	L	2-5	FLORIDA
Dec. 20	L	1-5	Montreal
Dec. 21	W	4-0	NY Islanders
Dec. 23	W	4-3	TAMPA BAY
Dec. 26	W	4-2	Chicago
Dec. 29	L	2-3*	Washington
Dec. 30	W	9-3	NY ISLANDERS
Jan. 2	W	4-3	DETROIT
Jan. 5	L	1-3	NEW JERSEY
Jan. 7	W	5-2	TORONTO
Jan. 8	L	2-6	Philadelphia
Jan. 12	L	1-3	Phoenix
Jan. 13	L	3-4	Colorado

DATE	RESULT	SCORE	OPPONENT
Jan. 15	L	2-4	Nashville
Jan. 19	W	3-1	ST. LOUIS
Jan. 22	L	2-4	Montreal
Jan. 23	T	4-4*	PHILADELPHIA
Jan. 25	L	3-4	NY RANGERS
Jan. 27	W	4-1	ATLANTA
Jan. 29	L	1-7	ANAHEIM
Jan. 31	W	2-1*	Atlanta
Feb. 1	W	3-2	WASHINGTON
Feb. 3	W	4-2	NY ISLANDERS
Feb. 9	W	5-2	ATLANTA
Feb. 11	T	2-2*	EDMONTON
Feb. 12	L	1-5	NY Islanders
Feb. 14	W	3-0	VANCOUVER
Feb. 16	T	1-1*	BUFFALO
Feb. 19	W	2-1	Florida
Feb. 21	L	1-2	Tampa Bay
Feb. 22	L	3-4	NY Rangers
Feb. 24	L	3-4*	Philadelphia
Feb. 26	T	2-2*	BOSTON
Feb. 28	T	1-1*	OTTAWA
Mar. 1	L	2-8	Calgary
Mar. 4	W	3-2	Edmonton
Mar. 8	L	0-3	MONTREAL
Mar. 9	L	0-7	Ottawa
Mar. 11	W	3-1	NY RANGERS
Mar. 13	L	2-3	NEW JERSEY
Mar. 16	W	4-2	FLORIDA
Mar. 18	L	2-3	Boston
Mar. 19	W	5-4	NY RANGERS
Mar. 21	W	8-2	NY Islanders
Mar. 24	W	5-3	Atlanta
Mar. 26	L	1-3	Philadelphia
Mar. 28	W	3-2	NEW JERSEY
Mar. 30	W	4-3*	Washington
Apr. 1	L	2-3	PHILADELPHIA
Apr. 3	W	3-2	CAROLINA
Apr. 5	W	4-2	Toronto
Apr. 7	W	2-1*	Buffalo
Apr. 9	L	1-3	Boston

Home games in all CAPS

\* - Overtime

37-31-8-6, 3rd, Atlantic Division

# 2000-01

## Highlights

- The Penguins open the 2000-01 season with two games against the Nashville Predators in Japan.
- Jaromir Jagr records his 400th goal on Nov. 13 at Colorado.
- Mario Lemieux announces his comeback to the NHL on Dec. 11. Lemieux posts three points (1G-2A) against the Toronto Maple Leafs in his first game back on Dec. 27.
- Lemieux records career point 1,500 and Jagr records his 1,000th against Ottawa on Dec. 30.
- Lemieux posts his 40th career hat trick on Jan. 24 vs. Montreal, the second most in league history.
- Alexei Kovalev records hat tricks in back-to-back games against the Flyers (Feb. 7) and Devils (Feb. 10).
- Jaromir Jagr wins his fourth consecutive Art Ross trophy (fifth overall).

## Transactions

**Dec. 28, 2000** - Obtained Marc Bergevin from St. Louis for Dan Trebil.

**Jan. 14, 2001** - Obtained Kevin Stevens from Philadelphia for John Slaney.

**Feb. 1, 2001** - Obtained Wayne Primeau from Tampa Bay for Matthew Barnaby.

**Mar. 12, 2001** - Obtained Johan Hedberg and Bobby Dollas from San Jose for Jeff Norton.

## Goaltenders

GOALIE	W-L-O	GP	MP	GA	SO	GAA
Johan Hedberg	7-1-1	9	545	24	0	2.64
Garth Snow	14-15-4	35	2032	101	3	2.98
Rich Parent	1-1-3	7	332	17	0	3.07
J. S. Aubin	20-14-1	36	2050	107	0	3.13
<b>TOTALS</b>	<b>42-31-9</b>	<b>82</b>	<b>4978</b>	<b>256</b>	<b>3</b>	<b>3.12</b>

## Scoring

PLAYERS	GP	G	A	PTS	PIM
Jaromir Jagr	81	52	69	121	42
Alexei Kovalev	79	44	51	95	96
Martin Straka	82	27	68	95	38
Robert Lang	82	32	48	80	28
Mario Lemieux	43	35	41	76	188
Jan Hrdina	78	15	28	43	48
Kevin Stevens	55	10	22	32	73
Josef Beranek	70	9	14	23	43
Hans Jonsson	58	4	18	22	22
Wayne Primeau	75	3	19	22	131
Janne Laukkanen	50	3	17	20	34
Aleksey Morozov	66	5	14	19	34
Darius Kasparaitis	77	3	16	19	111
Rene Corbet	43	8	9	17	57
Andrew Ference	36	4	11	15	28
Milan Kraft	42	7	7	14	8
Kip Miller	33	3	8	11	6
Frantisek Kucera	55	2	7	9	12
Toby Petersen	12	2	6	8	4
Ian Moran	40	3	4	7	28
Dan LaCouture	48	2	4	6	43
Michal Rozsival	30	1	4	5	26
Krzysztof Oliwa	36	1	4	5	165
Marc Bergevin	38	1	4	5	26
Bob Boughner	58	1	3	4	147
Billy Tibbetts	29	1	2	3	79
Bobby Dollas	21	1	1	2	18
Steve McKenna	54	1	1	2	119
Josef Melichar	18	0	2	2	21
J. S. Aubin	36	0	1	1	4
Greg Crozier	1	0	0	0	0
Dennis Bonvie	3	0	0	0	0
Rich Parent	7	0	0	0	0
Johan Hedberg	9	0	0	0	0
Garth Snow	35	0	0	0	8

## Games

DATE	RESULT	SCORE	OPPONENT
Oct. 6	L	1-3	NASHVILLE+
Oct. 7	W	3-1	Nashville+
Oct. 13	W	3-2	TAMPA BAY
Oct. 14	W	8-6	NY RANGERS
Oct. 18	L	2-3	CAROLINA
Oct. 19	T	3-3*	Ottawa
Oct. 21	W	5-2	COLUMBUS
Oct. 25	L	2-3	OTTAWA
Oct. 27	W	4-1	NY Rangers
Oct. 28	L	0-9	NEW JERSEY
Nov. 1	L	2-3	San Jose
Nov. 3	W	4-2	Vancouver
Nov. 4	T	1-1*	Calgary
Nov. 8	W	5-2	PHILADELPHIA
Nov. 10	W	4-2	New Jersey
Nov. 11	W	5-2	EDMONTON
Nov. 13	L	2-3*	Colorado
Nov. 16	L	3-4	St. Louis
Nov. 18	W	3-1	ATLANTA
Nov. 22	L	1-3	CAROLINA
Nov. 24	W	1-0	Philadelphia
Nov. 25	T	2-2*	LOS ANGELES
Nov. 28	L	1-3	Boston
Dec. 1	W	6-4	Buffalo
Dec. 2	L	2-3	BUFFALO
Dec. 5	W	4-2	Ottawa
Dec. 6	L	2-3	BOSTON
Dec. 9	L	1-5	Toronto
Dec. 10	W	4-3	Detroit
Dec. 13	L	4-7	TORONTO
Dec. 15	L	1-4	FLORIDA
Dec. 16	T	4-4*	Montreal
Dec. 20	T	2-2*	Florida
Dec. 21	T	1-1*	Tampa Bay
Dec. 23	L	2-8	DALLAS
Dec. 26	W	5-3	Buffalo
Dec. 27	W	5-0	TORONTO
Dec. 30	W	5-3	OTTAWA
Jan. 3	W	3-2	WASHINGTON
Jan. 5	L	3-4	MONTREAL
Jan. 8	W	5-3	Washington
Jan. 9	L	2-5	Boston

DATE	RESULT	SCORE	OPPONENT
Jan. 12	W	4-3	NY ISLANDERS
Jan. 13	L	5-6	NY Islanders
Jan. 15	W	3-2	ANAHEIM
Jan. 17	L	4-5	Phoenix
Jan. 19	L	5-6*	Dallas
Jan. 21	W	4-0	Chicago
Jan. 24	W	3-1	MONTREAL
Jan. 27	W	5-1	ATLANTA
Jan. 30	W	6-3	Atlanta
Jan. 31	L	1-5	PHILADELPHIA
Feb. 7	W	9-4	PHILADELPHIA
Feb. 10	W	5-4*	NEW JERSEY
Feb. 11	L	2-4	Minnesota
Feb. 14	W	2-1	MINNESOTA
Feb. 16	T	4-4*	New Jersey
Feb. 17	W	3-2*	Columbus
Feb. 19	L	1-5	Colorado
Feb. 21	W	3-2*	FLORIDA
Feb. 23	W	6-4	NY RANGERS
Feb. 25	W	6-1	NY ISLANDERS
Feb. 28	L	2-4	Montreal
Mar. 2	W	7-5	NY Rangers
Mar. 3	L	3-4	Washington
Mar. 7	L	3-4	WASHINGTON
Mar. 8	W	5-3	Atlanta
Mar. 10	W	6-3	CALGARY
Mar. 12	T	3-3*	NY Rangers
Mar. 14	L	1-3	NY ISLANDERS
Mar. 16	W	6-3	Florida
Mar. 17	L	1-5	Tampa Bay
Mar. 20	T	2-2*	BOSTON
Mar. 23	L	3-5	Carolina
Mar. 25	W	4-2	New Jersey
Mar. 27	W	4-1	BUFFALO
Mar. 29	W	5-2	CHICAGO
Mar. 31	W	5-3	ST. LOUIS
Apr. 2	L	1-4	NY Islanders
Apr. 4	W	4-2	TAMPA BAY
Apr. 7	L	3-4*	Philadelphia
Apr. 8	W	6-4	Carolina

Home games in all CAPS

\* - Overtime

42-28-9-3, 3rd, Atlantic Division

# 2001-02

## Highlights

- Rick Kehoe replaces Ivan Hlinka as head coach on Oct. 15.
- Toby Petersen records his first career hat trick Oct. 16 vs. Ottawa.
- Johan Hedberg records his first career regular-season shutout by making 29 saves against the Senators on Oct. 18.
- Alexei Kovalev records his 500th career point Dec. 11 at Washington.
- Mario Lemieux records five points (2G-3A) during a 5-1 win against Tampa Bay on Jan. 23.
- Lemieux records career point 1,600 in a 5-4 loss to the Los Angeles Kings on Feb. 27.

## Transactions

**July 11, 2001** - Obtained Kris Beech, Michal Sivek and Ross Lupaschuck from Washington for Jaromir Jagr and Frantisek Kucera.

**Jan. 4, 2002** - Claimed Randy Robitaille off waivers from Los Angeles.

**Mar. 15, 2002** - Claimed Shean Donovan off waivers from Atlanta.

**Mar. 17, 2002** - Obtained Kent Manderville from Philadelphia for Billy Tibbetts.

**Mar. 19, 2002** - Obtained Ville Nieminen and Rick Berry from Colorado for Darius Kasparaitis.

## Goaltenders

GOALIE	W-L-O	GP	MP	GA	SO	GAA
Johan Hedberg	25-34-7	66	3877	178	6	2.75
J. S. Aubin	3-12-1	21	1094	65	0	3.56
<b>TOTALS</b>	<b>28-46-8</b>	<b>82</b>	<b>4994</b>	<b>249</b>	<b>6</b>	<b>3.04</b>

## Scoring

PLAYERS	GP	G	A	PTS	PIM
Alexei Kovalev	67	32	44	76	80
Jan Hrdina	79	24	33	57	50
Robert Lang	62	18	32	50	16
Aleksey Morozov	72	20	29	49	16
Randy Robitaille	58	14	23	37	33
Mario Lemieux	24	6	25	31	14
Michal Rozsival	79	9	20	29	47
Ville Nieminen	66	11	16	27	38
Stephane Richer	58	13	12	25	14
Kris Beech	79	10	15	25	45
Toby Petersen	79	8	10	18	4
Dan LaCouture	82	6	11	17	71
Milan Kraft	68	8	8	16	16
Shean Donovan	61	8	7	15	44
Jeff Toms	52	9	5	14	14
Darius Kasparaitis	69	2	12	14	123
Janne Laukkanen	47	6	7	13	28
Andrew Ference	75	4	7	11	73
Wayne Primeau	33	3	7	10	18
Ian Moran	64	2	8	10	54
Martin Straka	13	5	4	9	0
Kent Manderville	38	3	5	8	12
Jamie Pushor	76	0	8	8	84
Hans Jonsson	53	2	5	7	22
Billy Tibbetts	33	1	5	6	109
Kevin Stevens	32	1	4	5	25
John Jakopin	19	0	4	4	42
Tom Kostopoulos	11	1	2	3	9
Josef Melichar	60	0	3	3	68
Mike Wilson	21	1	1	2	17
Krzysztof Oliwa	57	0	2	2	150
Rick Berry	70	0	2	2	81
Shane Endicott	4	0	1	1	4
Eric Meloche	23	0	1	1	8
Johan Hedberg	66	0	1	1	22
J. S. Aubin	21	0	0	0	0

## Games

DATE	RESULT	SCORE	OPPONENT
Oct. 3	L	1-3	COLORADO
Oct. 6	L	2-4	ANAHEIM
Oct. 10	L	3-6	NY ISLANDERS
Oct. 14	L	1-4	Buffalo
Oct. 16	W	5-2	OTTAWA
Oct. 18	W	3-0	Ottawa
Oct. 20	L	1-2*	St. Louis
Oct. 23	W	4-2	Atlanta
Oct. 24	W	3-2	DALLAS
Oct. 27	L	0-4	Toronto
Oct. 28	T	2-2*	FLORIDA
Oct. 31	L	0-3	Philadelphia
Nov. 1	W	3-1	TORONTO
Nov. 3	W	2-1*	TAMPA BAY
Nov. 6	T	2-2*	Carolina
Nov. 7	L	0-2	Florida
Nov. 10	L	2-3*	Tampa Bay
Nov. 13	W	5-1	New Jersey
Nov. 14	T	3-3*	NY ISLANDERS
Nov. 17	W	1-0*	NY RANGERS
Nov. 21	L	1-4	VANCOUVER
Nov. 23	L	0-5	Nashville
Nov. 24	W	3-1	BUFFALO
Nov. 27	W	6-0	NEW JERSEY
Nov. 29	L	0-5	San Jose
Dec. 1	L	2-5	Phoenix
Dec. 4	W	1-0	Toronto
Dec. 6	W	4-1	Boston
Dec. 8	W	6-3	ATLANTA
Dec. 11	T	2-2*	Washington
Dec. 12	L	2-4	BOSTON
Dec. 14	L	2-5	MINNESOTA
Dec. 16	L	0-7	CAROLINA
Dec. 19	L	1-3	MONTREAL
Dec. 21	W	4-3	WASHINGTON
Dec. 22	T	4-4*	Washington
Dec. 26	L	0-4	New Jersey
Dec. 29	L	2-5	OTTAWA
Jan. 3	L	2-4	NY Islanders
Jan. 5	W	4-1	NY RANGERS
Jan. 6	L	0-2	Chicago
Jan. 8	L	2-3	BOSTON

DATE	RESULT	SCORE	OPPONENT
Jan. 10	W	2-0	Buffalo
Jan. 12	L	1-4	St. Louis
Jan. 15	L	2-5	Vancouver
Jan. 17	W	6-4	Calgary
Jan. 19	W	1-0	Edmonton
Jan. 21	W	5-2	PHILADELPHIA
Jan. 23	W	5-1	TAMPA BAY
Jan. 24	W	5-4*	NY Islanders
Jan. 26	W	3-2*	ATLANTA
Jan. 29	L	2-3*	Philadelphia
Jan. 30	L	3-6	SAN JOSE
Feb. 5	T	3-3*	Carolina
Feb. 7	L	0-1	Montreal
Feb. 9	L	1-2*	NEW JERSEY
Feb. 10	L	3-4	NY RANGERS
Feb. 12	L	1-5	Ottawa
Feb. 27	L	4-5	LOS ANGELES
Feb. 28	W	4-3*	Columbus
Mar. 2	L	2-4	DETROIT
Mar. 4	W	4-2	NY Islanders
Mar. 5	W	6-5*	FLORIDA
Mar. 7	L	1-3	CAROLINA
Mar. 9	W	3-2*	NY RANGERS
Mar. 11	L	2-4	COLUMBUS
Mar. 13	L	2-4	Anaheim
Mar. 16	L	3-4	Los Angeles
Mar. 18	W	4-2	Atlanta
Mar. 20	L	1-3	PHOENIX
Mar. 23	T	4-4*	PHILADELPHIA
Mar. 24	W	6-2	WASHINGTON
Mar. 27	L	3-4	NEW JERSEY
Mar. 30	L	1-2*	Montreal
Apr. 1	L	0-3	MONTREAL
Apr. 3	L	2-3	Florida
Apr. 4	L	2-4	Tampa Bay
Apr. 6	L	1-3	Philadelphia
Apr. 8	L	2-3	NY Rangers
Apr. 10	T	4-4*	BUFFALO
Apr. 12	L	2-5	TORONTO
Apr. 13	L	1-7	Boston

Home games in all CAPS \* - Overtime

28-41-8-5, 5th, Atlantic Division

# 2002-03

## Highlights

- Martin Straka records his 300th assist on Dec. 7 against the NY Islanders.
- Sebastien Caron stops 31 shots in his first NHL start, a 2-1 win against the Boston Bruins on Jan. 13.
- Mario Lemieux records his 1,000th career assist, recording four helpers in a 5-2 win in Boston on Feb. 8.
- Mario Lemieux nets his team record 11th career OT goal in a 4-3 win against the Edmonton Oilers on Feb. 18.
- Martin Straka records his 500th NHL point with a goal Mar. 18 against the Detroit Red Wings.

## Transactions

**Feb. 9, 2003** - Obtained Shawn Heins from San Jose for a conditional draft pick.

**Feb. 10, 2003** - Obtained Mikael Samuelsson, Rico Fata, Richard Lintner and Joel Bouchard from the NY Rangers for Alexei Kovalev, Dan LaCouture, Mike Wilson and Janne Laukkanen.

**Mar. 11, 2003** - Obtained Matt Bradley from San Jose for Wayne Primeau.

**Mar. 11, 2003** - Obtained Ramzi Abid, Guillaume Lefebvre and Dan Focht from Phoenix for Jan Hrdina and Francois Leroux.

## Goaltenders

GOALIE	W-L-O	GP	MP	GA	SO	GAA
Sebastien Caron	7-14-2	24	1408	62	2	2.64
J. S. Aubin	6-13-0	21	1132	59	1	3.13
Johan Hedberg	14-22-4	41	2410	126	1	3.14
<b>TOTALS</b>	<b>27-49-6</b>	<b>82</b>	<b>4972</b>	<b>255</b>	<b>4</b>	<b>3.11</b>

## Scoring

PLAYERS	GP	G	A	PTS	PIM
Mario Lemieux	67	28	63	91	43
Martin Straka	60	18	28	46	12
Dick Tarnstrom	61	7	34	41	50
Aleksey Morozov	27	9	16	25	16
Mikael Samuelsson	80	10	14	24	40
Ville Nieminen	75	9	12	21	93
Rico Fata	63	7	12	19	16
Ramzi Abid	33	10	8	18	32
Mathias Johansson	58	5	10	15	16
Joel Bouchard	34	5	8	13	14
Milan Kraft	31	7	5	12	10
Tomas Surovy	26	4	7	11	10
Steve McKenna	79	9	1	10	128
Michal Rozsival	53	4	6	10	40
Alexandre Daigle	33	4	3	7	8
Kent Manderville	82	2	5	7	46
Eric Meloche	13	5	1	6	4
Richard Lintner	29	4	2	6	10
Michal Sivek	38	3	3	6	14
Guillaume Lefebvre	26	2	4	6	4
Hans Jonsson	63	1	4	5	36
Jamie Pushor	76	3	1	4	76
Brian Holzinger	14	1	3	4	8
Shawn Heins	47	1	2	3	42
Dan Focht	22	0	3	3	29
Johan Hedberg	41	0	2	2	18
Vladimir Vujtek	5	0	1	1	0
Tom Kostopoulos	8	0	1	1	0
Kris Beech	12	0	1	1	6
J. S. Aubin	21	0	1	1	2
Konstantin Koltsov	2	0	0	0	0
Ross Lupaschuk	3	0	0	0	4
Brooks Orpik	6	0	0	0	2
Josef Melichar	8	0	0	0	2
Sebastien Caron	24	0	0	0	6

## Games

DATE	RESULT	SCORE	OPPONENT
Oct. 10	L	0-6	TORONTO
Oct. 12	W	6-0	NY RANGERS
Oct. 14	W	5-4	Toronto
Oct. 16	W	3-2	ATLANTA
Oct. 19	T	3-3*	TAMPA BAY
Oct. 22	T	3-3*	Montreal
Oct. 25	L	3-7	Detroit
Oct. 26	W	5-2	BUFFALO
Oct. 28	W	3-2	WASHINGTON
Oct. 30	W	4-1	Ottawa
Nov. 2	W	5-3	TAMPA BAY
Nov. 6	L	3-4*	Florida
Nov. 8	L	1-4	Tampa Bay
Nov. 9	L	2-3	Carolina
Nov. 14	T	1-1*	Minnesota
Nov. 16	L	2-3	NY ISLANDERS
Nov. 18	L	4-5*	Montreal
Nov. 20	L	2-3*	MONTREAL
Nov. 22	W	3-1	Atlanta
Nov. 23	W	4-1	SAN JOSE
Nov. 27	W	7-2	PHILADELPHIA
Nov. 29	W	4-1	Buffalo
Nov. 30	L	2-3	BOSTON
Dec. 3	L	1-4	WASHINGTON
Dec. 6	L	1-3	New Jersey
Dec. 7	L	3-6	NY ISLANDERS
Dec. 10	L	2-4	Toronto
Dec. 12	L	2-5	San Jose
Dec. 14	L	2-3*	Los Angeles
Dec. 15	L	0-5	Anaheim
Dec. 17	L	2-5	Phoenix
Dec. 19	L	1-3	NEW JERSEY
Dec. 21	W	2-0	CALGARY
Dec. 23	W	5-2	BUFFALO
Dec. 26	W	6-1	NY Rangers
Dec. 28	W	3-2	MONTREAL
Dec. 30	L	2-3*	ATLANTA
Dec. 31	L	2-5	Columbus
Jan. 3	W	4-1	Atlanta
Jan. 4	W	3-2*	NY ISLANDERS
Jan. 7	L	3-6	NY Islanders
Jan. 9	L	2-4	TORONTO

DATE	RESULT	SCORE	OPPONENT
Jan. 11	L	1-3	NY RANGERS
Jan. 13	W	2-1	Boston
Jan. 15	W	2-0	Carolina
Jan. 17	W	3-2	Tampa Bay
Jan. 18	L	0-3	Florida
Jan. 21	T	0-0*	Buffalo
Jan. 23	L	1-4	BOSTON
Jan. 25	W	5-3	CHICAGO
Jan. 28	L	2-5	NY Islanders
Jan. 30	L	1-2	Washington
Feb. 4	L	2-3	VANCOUVER
Feb. 6	L	0-6	FLORIDA
Feb. 8	W	5-2	Boston
Feb. 12	L	0-3	OTTAWA
Feb. 14	L	0-1	NY Rangers
Feb. 15	W	4-1	New Jersey
Feb. 18	W	4-3*	EDMONTON
Feb. 20	L	2-5	COLORADO
Feb. 22	W	2-1*	ST. LOUIS
Feb. 23	L	3-4	NEW JERSEY
Feb. 25	L	3-5	LOS ANGELES
Feb. 27	L	0-6	Nashville
Mar. 1	L	1-4	Colorado
Mar. 2	L	1-3	Dallas
Mar. 4	L	1-4	PHOENIX
Mar. 6	L	0-4	CAROLINA
Mar. 8	L	1-5	OTTAWA
Mar. 9	L	2-4	Ottawa
Mar. 12	T	2-2*	NASHVILLE
Mar. 15	L	1-4	PHILADELPHIA
Mar. 16	L	2-4	FLORIDA
Mar. 18	L	1-5	DETROIT
Mar. 20	L	2-4	Philadelphia
Mar. 21	L	1-3	New Jersey
Mar. 23	T	1-1*	Chicago
Mar. 26	W	3-1	NY Rangers
Mar. 29	L	0-3	Philadelphia
Mar. 31	L	1-6	PHILADELPHIA
Apr. 2	W	3-2	CAROLINA
Apr. 5	L	3-5	Washington

Home games in all CAPS

\* - Overtime

27-44-6-5, 5th, Atlantic Division

# 2003-04

## Highlights

- Eddie Olczyk is named head coach of the Penguins on June 11.
- Goaltender Marc-Andre Fleury stops 46 shots in his first game, a 3-0 loss to Los Angeles on Oct. 10. Left wing Ryan Malone becomes the first Pittsburgh-born and trained player to play in the NHL.
- Mario Lemieux picks up an assist against the NY Islanders on Oct. 29 to become the sixth player in NHL history to reach the 1,700-point mark. He achieves it in 887 games, second-fastest in league history.
- Marc-Andre Fleury notches his first shutout on Oct. 30. He stopped 20 shots in a 1-0 win over the Chicago Blackhawks.

## Transactions

**Nov. 30, 2003** - Obtained Sergei Anshakov and Martin Strbak from Los Angeles for Martin Straka.

**Feb. 11, 2004** - Obtained Ric Jackman from Toronto for Drake Berehowsky.

**Mar. 4, 2004** - Claimed Jon Sim off waivers from Los Angeles.

**Mar. 8, 2004** - Obtained Alain Nasreddine from the New York Islanders for Steve Webb.

**Mar. 9, 2004** - Obtained Lasse Pirjeta from Columbus for Brian Holzinger.

## Goaltenders

GOALIE	W-L-O	GP	MP	GA	SO	GAA
Martin Brochu	0-0-0	1	33	1	0	1.82
J.S. Aubin	7-9-0	22	1067	53	1	2.98
Andy Chiodo	3-4-1	8	486	28	0	3.46
Marc-Andre Fleury	4-14-2	21	1154	70	1	3.64
Sebastien Caron	9-24-5	40	2213	138	1	3.74
<b>TOTALS</b>	<b>23-51-8</b>	<b>82</b>	<b>4984</b>	<b>303</b>	<b>3</b>	<b>3.70</b>

## Scoring

PLAYERS	GP	G	A	PTS	PIM
Dick Tarnstrom	80	16	36	52	38
Aleksey Morozov	75	16	34	50	24
Ryan Malone	81	22	21	43	64
Milan Kraft	66	19	21	40	18
Rico Fata	73	16	18	34	54
Konstantin Koltsov	82	9	20	29	30
Tomas Surovy	47	11	12	23	16
Tom Kostopoulos	60	9	13	22	67
Lasse Pirjeta	70	8	14	22	20
Drake Berehowsky	47	5	16	21	50
Brian Holzinger	61	6	15	21	38
Mike Eastwood	82	4	15	19	40
Jon Sim	63	8	10	18	33
Matt Bradley	82	7	9	16	65
Martin Strbak	49	5	11	16	46
Landon Wilson	54	6	4	10	47
Eric Meloche	25	3	7	10	20
Brooks Orpik	79	1	9	10	127
Mario Lemieux	10	1	8	9	6
Marc Bergevin	52	1	8	9	27
Josef Melichar	82	3	5	8	62
Patrick Boileau	16	3	4	7	8
Ramzi Abid	16	3	2	5	27
Dan Focht	52	2	3	5	105
Kelly Buchberger	71	1	3	4	109
Matt Hussey	3	2	1	3	0
Rob Scuderi	13	1	2	3	4
Steve McKenna	49	1	2	3	85
Matt Murley	18	1	1	2	14
Kris Beech	4	0	1	1	6
Martin Brochu	1	0	0	0	0
Reid Simpson	2	0	0	0	17
Steve Webb	5	0	0	0	2
Nolan Baumgartner	5	0	0	0	2
Andy Chiodo	8	0	0	0	2
Marc-Andre Fleury	21	0	0	0	0
Jean-Sebastien Aubin	22	0	0	0	2
Sebastien Caron	40	0	0	0	6



## Games

DATE	RESULT	SCORE	OPPONENT
Oct. 10	L	0-3	LOS ANGELES
Oct. 11	T	3-3*	Philadelphia
Oct. 16	L	1-4	Montreal
Oct. 18	W	4-3	DETROIT
Oct. 22	T	1-1*	CAROLINA
Oct. 24	L	1-2	NEW JERSEY
Oct. 25	L	2-7	NY Islanders
Oct. 29	T	4-4*	NY ISLANDERS
Oct. 30	W	1-0	Chicago
Nov. 1	W	3-2*	BOSTON
Nov. 4	L	2-4	Toronto
Nov. 7	L	3-6	Florida
Nov. 8	L	0-9	Tampa Bay
Nov. 12	L	2-6	NY Rangers
Nov. 14	W	2-1*	Buffalo
Nov. 15	L	2-3	FLORIDA
Nov. 19	L	2-6	MINNESOTA
Nov. 21	OTL	1-2*	New Jersey
Nov. 22	W	2-1*	OTTAWA
Nov. 26	T	1-1*	PHILADELPHIA
Nov. 28	L	1-4	NY RANGERS
Nov. 29	L	3-4	Carolina
Dec. 1	W	4-3	ATLANTA
Dec. 3	L	2-5	Philadelphia
Dec. 6	L	3-4	Edmonton
Dec. 7	L	1-6	Calgary
Dec. 9	OTL	1-2*	Vancouver
Dec. 12	L	3-6	Atlanta
Dec. 13	W	5-3	COLUMBUS
Dec. 16	W	2-1	BUFFALO
Dec. 18	OTL	1-2*	Carolina
Dec. 20	L	4-7	ATLANTA
Dec. 22	L	1-4	Montreal
Dec. 26	T	3-3*	Ottawa
Dec. 27	L	0-2	NEW JERSEY
Dec. 29	W	1-0	CHICAGO
Dec. 31	L	1-6	NY ISLANDERS
Jan. 1	L	2-3	Nashville
Jan. 3	L	1-4	NY RANGERS
Jan. 5	L	0-5	TORONTO
Jan. 7	W	4-2	New Jersey
Jan. 8	L	1-3	Boston

DATE	RESULT	SCORE	OPPONENT
Jan. 10	L	0-8	MONTREAL
Jan. 12	W	2-1	Philadelphia
Jan. 13	L	1-3	TAMPA BAY
Jan. 16	L	2-4	Minnesota
Jan. 18	L	3-4	Washington
Jan. 20	L	0-3	NEW JERSEY
Jan. 22	L	5-6	Ottawa
Jan. 24	L	3-5	COLORADO
Jan. 27	L	2-6	TAMPA BAY
Jan. 29	L	1-5	Tampa Bay
Jan. 31	L	3-5	PHILADELPHIA
Feb. 1	L	1-4	Boston
Feb. 3	L	3-4	MONTREAL
Feb. 10	L	3-6	BOSTON
Feb. 12	L	1-5	Florida
Feb. 14	OTL	2-3*	St. Louis
Feb. 16	L	4-8	TORONTO
Feb. 18	L	3-4	NY Islanders
Feb. 20	L	0-2	FLORIDA
Feb. 22	L	3-6	OTTAWA
Feb. 25	W	4-3*	Phoenix
Feb. 27	L	2-4	San Jose
Feb. 29	W	3-2*	NY Islanders
Mar. 2	T	3-3*	NY ISLANDERS
Mar. 4	L	4-9	NASHVILLE
Mar. 6	W	2-1	ANAHEIM
Mar. 7	W	7-4	NY Rangers
Mar. 9	W	4-0	DALLAS
Mar. 11	W	3-2	Toronto
Mar. 14	T	3-3*	PHILADELPHIA
Mar. 16	W	4-1	WASHINGTON
Mar. 17	L	1-6	New Jersey
Mar. 19	W	4-3*	CAROLINA
Mar. 21	W	4-3*	NY RANGERS
Mar. 23	W	5-2	NY Rangers
Mar. 26	L	1-5	Buffalo
Mar. 27	T	2-2*	BUFFALO
Mar. 30	L	2-4	Washington
Apr. 2	W	3-2	Atlanta
Apr. 4	W	4-3	WASHINGTON

Home games in all CAPS

\* - Overtime

23-47-8-4, 5th, Atlantic Division

# 2005-06

## Highlights

- Penguins win the NHL Draft Lottery and select Sidney Crosby first overall in the 2005 NHL Draft.
- Mario Lemieux appears in his 900th career game on Oct. 29.
- Sidney Crosby's dramatic goal against the Montreal Canadiens gives the Penguins their first-ever overtime shootout win on Nov. 10.
- Mario Lemieux records a point (assist) in his last NHL game on Dec. 16.
- Sidney Crosby becomes youngest player in NHL history to reach 100 points. He finished with 102, breaking Lemieux's team rookie record (100).

## Transactions

**July 30, 2005** - Penguins selected Sidney Crosby first overall in NHL Draft.

**Dec. 15, 2005** - Named Michel Therrien head coach.

**Jan. 24, 2006** - Mario Lemieux announced his retirement.

**Mar. 9, 2006** - Obtained Jani Rita and Cory Cross from Edmonton for Dick Tarnstrom.

**Mar. 9, 2006** - Obtained Krystofer Kolanos, Niklas Nordgren and a 2007 second-round pick from Carolina for Mark Recchi.

## Goaltenders

GOALIE	W-L-O	GP	MP	GA	SO	GAA
Marc-Andre Fleury	13-27-6	50	2,810	152	1	3.25
Sebastien Caron	8-9-5	26	1,313	87	1	3.98
Jocelyn Thibault	1-9-3	16	807	60	0	4.46
Dany Sabourin	0-1-0	1	21	4	0	11.43
<b>TOTALS</b>	<b>22-46-14</b>	<b>82</b>	<b>4949</b>	<b>310</b>	<b>2</b>	<b>3.78</b>

## Scoring

PLAYERS	GP	G	A	PTS	PIM
Sidney Crosby	81	39	63	102	110
Sergei Gonchar	75	12	46	58	100
John LeClair	73	22	29	51	61
Ryan Malone	77	22	22	44	63
Ziggy Palffy	42	11	31	42	12
Colby Armstrong	47	16	24	40	58
Ryan Whitney	68	6	32	38	85
Michel Ouellet	50	16	16	32	16
Andy Hilbert	47	12	15	27	38
Tomas Surovy	53	12	13	25	45
Mario Lemieux	26	7	15	22	16
Eric Boguniecki	47	6	10	16	33
Josef Melichar	72	3	12	15	66
Erik Christensen	33	6	7	13	34
Jani Rita	51	6	4	10	10
Konstantin Koltsov	60	3	6	9	20
Brooks Orpik	64	2	7	9	124
Maxime Talbot	48	5	3	8	59
Lasse Pirjeta	25	4	3	7	18
Niklas Nordgren	58	4	2	6	34
Matt Murley	41	1	5	6	24
Noah Welch	5	1	3	4	2
Rob Scuderi	57	0	4	4	36
Andre Roy	42	2	1	3	116
Shane Endicott	41	1	1	2	43
Eric Cairns	50	1	1	2	124
Ryan VandenBussche	20	1	0	1	42
Matt Hussey	13	0	1	1	0
Lyle Odelein	27	0	1	1	50
Guillaume Lefebvre	9	0	0	0	9
Alain Nasreddine	6	0	0	0	8

## Games

DATE	RESULT	SCORE	OPPONENT
Oct. 5	L	1-5	New Jersey
Oct. 7	SOL	2-3*	Carolina
Oct. 8	OTL	6-7*	BOSTON
Oct. 10	OTL	2-3*	Buffalo
Oct. 14	OTL	5-6*	Philadelphia
Oct. 15	L	1-3	TAMPA BAY
Oct. 20	L	3-6	NEW JERSEY
Oct. 22	L	3-6	Boston
Oct. 25	OTL	3-4*	FLORIDA
Oct. 27	W	7-5	ATLANTA
Oct. 29	L	3-5	CAROLINA
Nov. 1	OTW	4-3*	New Jersey
Nov. 3	W	5-1	NY Islanders
Nov. 5	L	3-6	Boston
Nov. 7	W	3-2	NY Rangers
Nov. 9	L	0-5	Atlanta
Nov. 10	SOW	3-2*	MONTREAL
Nov. 12	L	1-6	NY RANGERS
Nov. 14	SOL	2-3*	NY ISLANDERS
Nov. 16	OTW	3-2*	Philadelphia
Nov. 19	L	3-6	PHILADELPHIA
Nov. 22	W	5-4	WASHINGTON
Nov. 25	L	3-6	Florida
Nov. 27	L	1-4	Tampa Bay
Nov. 29	L	2-3	BUFFALO
Dec. 1	L	1-2	NY Rangers
Dec. 3	L	2-3	CALGARY
Dec. 8	L	0-5	MINNESOTA
Dec. 10	W	4-3	COLORADO
Dec. 12	L	1-3	Detroit
Dec. 13	L	0-3	St. Louis
Dec. 16	OTL	3-4*	BUFFALO
Dec. 17	L	3-4	Buffalo
Dec. 23	L	4-5	PHILADELPHIA
Dec. 27	OTL	2-3*	TORONTO
Dec. 29	W	6-2	NEW JERSEY
Dec. 31	OTW	4-3*	NY RANGERS
Jan. 2	OTL	2-3*	Toronto
Jan. 3	W	6-4	Montreal
Jan. 6	L	4-6	Atlanta
Jan. 7	L	3-4	ATLANTA
Jan. 10	L	1-3	EDMONTON

DATE	RESULT	SCORE	OPPONENT
Jan. 11	L	1-6	Columbus
Jan. 13	L	1-4	Chicago
Jan. 15	L	4-5	Nashville
Jan. 16	L	2-4	VANCOUVER
Jan. 19	L	2-4	NY RANGERS
Jan. 21	L	1-2	PHILADELPHIA
Jan. 23	L	2-4	Philadelphia
Jan. 25	W	8-1	WASHINGTON
Jan. 26	SOL	3-4*	NY Islanders
Jan. 28	L	1-7	NY Rangers
Feb. 1	L	1-3	NY Rangers
Feb. 2	L	2-7	OTTAWA
Feb. 4	SOL	4-5*	NY ISLANDERS
Feb. 6	L	2-5	Ottawa
Feb. 8	L	1-3	BOSTON
Feb. 10	W	4-3	Carolina
Feb. 11	W	6-3	Washington
Mar. 1	L	3-4	OTTAWA
Mar. 4	L	5-7	CAROLINA
Mar. 7	SOL	4-5*	TAMPA BAY
Mar. 8	L	3-6	Washington
Mar. 11	W	6-3	NEW JERSEY
Mar. 12	W	2-0	PHILADELPHIA
Mar. 16	L	1-2	New Jersey
Mar. 18	W	5-4	Montreal
Mar. 19	L	0-1	TORONTO
Mar. 21	L	2-5	Ottawa
Mar. 24	OTW	4-3*	NY ISLANDERS
Mar. 26	L	5-6	MONTREAL
Mar. 29	L	3-5	FLORIDA
Mar. 31	W	4-0	NY Islanders
Apr. 2	OTL	2-3*	NEW JERSEY
Apr. 5	L	4-6	New Jersey
Apr. 7	W	5-1	Florida
Apr. 8	L	0-1	Tampa Bay
Apr. 11	L	3-4	Philadelphia
Apr. 13	W	5-3	NY RANGERS
Apr. 15	SOL	4-5*	NY Islanders
Apr. 17	W	6-1	NY ISLANDERS
Apr. 18	L	3-5	Toronto

Home games in all CAPS \* - Overtime

22-46-14, 5th, Atlantic Division

# 2006-07

## Highlights

- Ray Shero is named the team's general manager.
- Sidney Crosby becomes the youngest player in North American major sports history to win a scoring title after posting 120 points (36G-84A) at 19 years old.
- The Penguins have a 47-point improvement, which is the fourth-biggest turnaround in NHL history.
- The Penguins reach the playoffs for the first time since 2001.
- Sidney Crosby captures the Hart, Pearson and Art Ross trophies.
- Evgeni Malkin earns the Calder Trophy as league's top rookie and leads all rookies with 85 points.
- Penguins finish the month of March with a 12-3-2 record for 26 points - the most in one month while playing 17 games.

## Transactions

**Feb. 27, 2007** - Obtained forward Gary Roberts from Florida for Noah Welch.

**Feb. 27, 2007** - Obtained Georges Laraque from Phoenix for a 2008 third-round draft pick and Daniel Carcillo.

**Feb. 27, 2007** - Obtained a 2007 third-round choice from Minnesota for Dominic Moore.

## Goaltenders

GOALIE	W-L-O	GP	MP	GA	SO	GAA
Marc-Andre Fleury	40-16-9	67	3,906	184	5	2.83
Jocelyn Thibault	7-8-2	22	1,102	52	1	2.83
<b>TOTALS</b>	<b>47-24-11</b>	<b>82</b>	<b>5008</b>	<b>240</b>	<b>6</b>	<b>2.93</b>

## Scoring

PLAYERS	GP	G	A	PTS	PIM
Sidney Crosby	79	36	84	120	60
Evgeni Malkin	78	33	52	85	80
Mark Recchi	82	24	44	68	62
Sergei Gonchar	82	13	54	67	72
Ryan Whitney	81	14	45	59	77
Michel Ouellet	73	19	29	48	30
Jordan Staal	81	29	13	42	24
Gary Roberts	69	20	22	42	97
Colby Armstrong	80	12	22	34	67
Erik Christensen	61	18	15	33	26
Ryan Malone	64	16	15	31	71
Maxime Talbot	75	13	11	24	53
Georges Laraque	73	5	19	24	70
Jarkko Ruutu	81	7	9	16	125
Nils Ekman	34	6	9	15	24
Josef Melichar	70	1	11	12	44
Rob Scuderi	78	1	10	11	28
Joel Kwiatkowski	42	5	5	10	20
John LeClair	21	2	5	7	12
Ronald Petrovicky	31	3	3	6	28
Brooks Orpik	70	0	6	6	82
Chris Thorburn	39	3	2	5	69
Alain Nasreddine	44	1	4	5	18
Mark Eaton	35	0	3	3	16
Kris Letang	7	2	0	2	4
Micki Dupont	3	0	1	1	4
Eric Cairns	1	0	0	0	5

## Games

DATE	RESULT	SCORE	OPPONENT
Oct. 5	W	4-0	PHILADELPHIA
Oct. 7	L	0-2	DETROIT
Oct. 12	W	6-5	NY Rangers
Oct. 14	L	1-5	CAROLINA
Oct. 18	L	1-2	NEW JERSEY
Oct. 19	OTW	4-3*	NY Islanders
Oct. 21	W	5-3	COLUMBUS
Oct. 24	W	4-2	NEW JERSEY
Oct. 28	W	8-2	Philadelphia
Nov. 1	OTW	4-3*	Los Angeles
Nov. 4	L	2-3	San Jose
Nov. 6	OTL	2-3*	Anaheim
Nov. 8	OTL	3-4*	TAMPA BAY
Nov. 10	L	3-6	OTTAWA
Nov. 11	L	2-6	Carolina
Nov. 13	W	3-2	PHILADELPHIA
Nov. 17	L	2-4	Buffalo
Nov. 18	W	3-1	NY RANGERS
Nov. 20	W	5-3	Philadelphia
Nov. 22	SOL	3-4*	BOSTON
Nov. 24	L	1-3	NY Islanders
Nov. 25	OTL	1-2*	NY RANGERS
Nov. 28	W	3-2	NY ISLANDERS
Dec. 1	L	2-5	New Jersey
Dec. 2	L	3-5	NY ISLANDERS
Dec. 5	L	2-3	FLORIDA
Dec. 7	SOL	2-3*	NY Rangers
Dec. 9	OTW	4-3*	Atlanta
Dec. 11	SOW	5-4*	Washington
Dec. 13	W	8-4	PHILADELPHIA
Dec. 15	W	7-4	NY ISLANDERS
Dec. 16	L	3-6	Montreal
Dec. 19	L	1-4	ST. LOUIS
Dec. 21	SOL	3-4*	Atlanta
Dec. 26	L	0-3	New Jersey
Dec. 27	L	2-4	ATLANTA
Dec. 29	W	4-1	TORONTO
Jan. 2	W	3-0	CAROLINA
Jan. 5	W	4-2	Buffalo
Jan. 7	SOL	2-3*	TAMPA BAY
Jan. 9	L	2-3	Tampa Bay
Jan. 10	L	2-5	Florida

DATE	RESULT	SCORE	OPPONENT
Jan. 13	W	5-3	Philadelphia
Jan. 16	W	5-2	NY ISLANDERS
Jan. 18	SOL	4-5*	Boston
Jan. 20	W	8-2	TORONTO
Jan. 26	SOW	4-3*	Dallas
Jan. 27	W	7-2	Phoenix
Jan. 30	W	3-0	FLORIDA
Feb. 1	SOW	5-4*	MONTREAL
Feb. 3	W	2-0	WASHINGTON
Feb. 4	OTL	3-4*	Montreal
Feb. 6	W	4-1	NASHVILLE
Feb. 8	SOW	5-4*	Philadelphia
Feb. 10	OTW	6-5*	Toronto
Feb. 14	SOW	5-4*	CHICAGO
Feb. 16	W	5-4	New Jersey
Feb. 18	W	3-2	WASHINGTON
Feb. 19	L	5-6	NY Islanders
Feb. 22	OTW	2-1*	Florida
Feb. 25	L	1-5	Tampa Bay
Feb. 27	L	0-1	NEW JERSEY
Mar. 1	SOW	4-3*	NY Rangers
Mar. 2	L	2-3	Carolina
Mar. 4	SOW	4-3*	PHILADELPHIA
Mar. 6	SOW	5-4*	Ottawa
Mar. 8	SOL	3-4*	NEW JERSEY
Mar. 10	OTW	3-2*	NY RANGERS
Mar. 13	SOW	5-4*	BUFFALO
Mar. 14	W	3-0	New Jersey
Mar. 16	W	6-3	MONTREAL
Mar. 18	SOW	4-3*	OTTAWA
Mar. 19	L	1-2	NY Rangers
Mar. 22	L	1-3	NY Islanders
Mar. 24	W	2-1	ATLANTA
Mar. 25	W	5-0	BOSTON
Mar. 27	W	4-3	Washington
Mar. 29	W	4-2	Boston
Mar. 31	OTL	4-5*	Toronto
Apr. 3	L	1-4	BUFFALO
Apr. 5	W	3-2	Ottawa
Apr. 7	W	2-1	NY RANGERS

Home games in all CAPS

\* - Overtime

47-24-11, 2nd, Atlantic Division

# 2007-08

## Highlights

- Sidney Crosby is named team captain on May 31. Crosby becomes the youngest captain in NHL history at 19 years, 297 days (since surpassed by Gabriel Landeskog).
- Sidney Crosby posts a then career-best 19-game point streak (11G-19A). Evgeni Malkin records a career-best 15-game point streak, the longest streak in NHL history by a Russian-born player.
- Sidney Crosby's shootout goal gives Pittsburgh a 2-1 win over Buffalo in the NHL Winter Classic in Orchard Park, NY in front of a then NHL-record 71,217 fans.
- Evgeni Malkin becomes the 12th player in Penguins history to break the 100-point plateau.
- The Penguins win the Atlantic Division, their first division title since 1997-98 and sixth in club history.
- The Penguins defeat Ottawa (4-0), NY Rangers (4-1) and Philadelphia (4-1) to advance to their third Stanley Cup Final before falling to Detroit (4-2).
- Sidney Crosby ties for the postseason lead in points with 27 (6G-21A).

## Transactions

**Feb. 26, 2008** - Obtained Marian Hossa and Pascal Dupuis from Atlanta for Colby Armstrong, Erik Christensen, Angelo Esposito and a first-round draft choice in 2008 NHL Draft.

**Feb. 26, 2008** - Obtained Hal Gill from Toronto for a second-round draft choice in 2008 NHL Draft and fifth-round draft choice in 2009 NHL Draft.

## Goaltenders

GOALIE	W-L-O	GP	MP	GA	SO	GAA
Marc-Andre Fleury	19-10-2	35	1857	72	4	2.33
Ty Conklin	18-8-5	33	1866	78	2	2.51
Dany Sabourin	10-9-1	24	1242	57	2	2.75
<b>TOTALS</b>	<b>47-27-8</b>	<b>82</b>	<b>4965</b>	<b>212</b>	<b>8</b>	<b>2.58</b>

## Scoring

PLAYERS	GP	G	A	PTS	PIM
Evgeni Malkin	82	47	59	106	78
Sidney Crosby	53	24	48	72	39
Marian Hossa	72	29	37	66	36
Sergei Gonchar	78	12	53	65	66
Petr Sykora	81	28	35	63	41
Ryan Malone	77	27	24	51	103
Ryan Whitney	76	12	28	40	45
Jordan Staal	82	12	16	28	55
Pascal Dupuis	78	12	15	27	32
Maxime Talbot	63	12	14	26	53
Hal Gill	81	3	21	24	68
Tyler Kennedy	55	10	9	19	35
Kris Letang	63	6	11	17	23
Jarkko Ruutu	71	6	10	16	138
Gary Roberts	38	3	12	15	40
Georges Laraque	71	4	9	13	141
Darryl Sydor	74	1	12	13	26
Jeff Taffe	45	5	7	12	8
Kris Beech	25	6	5	11	4
Brooks Orpik	78	1	10	11	57
Adam Hall	46	2	4	6	24
Rob Scuderi	71	0	5	5	26
Mark Eaton	36	0	3	3	4
Chris Minard	15	1	1	2	10
Alex Goligoski	3	0	2	2	2
Connor James	13	1	0	1	2
Ryan Stone	6	0	1	1	5
Nathan Smith	13	0	0	0	2
Tim Brent	1	0	0	0	0
Jonathan Filewich	5	0	0	0	0
Alain Nasreddine	6	0	0	0	4

## Games

DATE	RESULT	SCORE	OPPONENT
Oct. 5	L	1-4	Carolina
Oct. 6	W	5-4	ANAHEIM
Oct. 10	L	2-3	MONTREAL
Oct. 13	W	6-4	Toronto
Oct. 17	L	4-5	NEW JERSEY
Oct. 19	SOW	4-3*	CAROLINA
Oct. 20	W	2-1	Washington
Oct. 23	W	1-0	NY RANGERS
Oct. 25	L	2-5	TORONTO
Oct. 27	SOL	3-4*	MONTREAL
Oct. 30	W	4-2	Minnesota
Nov. 1	L	2-3	Colorado
Nov. 3	L	2-3	NY Islanders
Nov. 5	W	5-0	New Jersey
Nov. 7	L	1-3	PHILADELPHIA
Nov. 8	L	2-4	NY Rangers
Nov. 10	L	2-5	Philadelphia
Nov. 12	L	2-3	NEW JERSEY
Nov. 15	W	3-2	NY ISLANDERS
Nov. 17	OTL	3-4*	NY RANGERS
Nov. 21	L	1-2	NEW JERSEY
Nov. 22	SOW	6-5*	Ottawa
Nov. 24	W	5-0	ATLANTA
Nov. 30	W	4-1	DALLAS
Dec. 1	L	2-4	Toronto
Dec. 3	W	3-1	PHOENIX
Dec. 5	W	4-2	Edmonton
Dec. 6	SOW	3-2*	Calgary
Dec. 8	SOW	2-1*	Vancouver
Dec. 11	L	2-8	Philadelphia
Dec. 13	L	1-4	OTTAWA
Dec. 15	W	3-2	NY Islanders
Dec. 18	L	0-4	NY Rangers
Dec. 20	SOW	5-4*	Boston
Dec. 21	L	2-4	NY ISLANDERS
Dec. 23	W	4-2	BOSTON
Dec. 27	OTW	4-3*	WASHINGTON
Dec. 29	W	2-0	BUFFALO
Jan. 1	SOW	2-1*	Buffalo
Jan. 3	W	6-2	TORONTO
Jan. 5	W	3-0	FLORIDA
Jan. 8	W	3-1	Florida
Jan. 10	W	4-1	Tampa Bay

DATE	RESULT	SCORE	OPPONENT
Jan. 12	SOL	2-3*	Atlanta
Jan. 14	W	4-1	NY RANGERS
Jan. 18	L	0-3	TAMPA BAY
Jan. 19	W	2-0	Montreal
Jan. 21	SOL	5-6*	WASHINGTON
Jan. 24	L	3-4	Philadelphia
Jan. 29	W	4-2	New Jersey
Jan. 30	L	1-4	Atlanta
Feb. 2	W	4-1	CAROLINA
Feb. 4	OTL	3-4*	New Jersey
Feb. 7	W	4-3	NY ISLANDERS
Feb. 9	W	4-2	LOS ANGELES
Feb. 10	W	4-3	PHILADELPHIA
Feb. 13	L	1-2	BOSTON
Feb. 14	L	2-4	Carolina
Feb. 17	W	4-1	Buffalo
Feb. 19	W	3-2	FLORIDA
Feb. 21	W	5-4	Montreal
Feb. 23	OTL	3-4*	OTTAWA
Feb. 24	SOL	1-2*	SAN JOSE
Feb. 26	W	4-2	NY Islanders
Feb. 28	L	1-5	Boston
Mar. 1	L	4-5	Ottawa
Mar. 2	SOW	3-2*	ATLANTA
Mar. 4	W	2-0	Tampa Bay
Mar. 6	L	2-5	Florida
Mar. 9	W	4-2	Washington
Mar. 12	W	7-3	BUFFALO
Mar. 16	W	7-1	PHILADELPHIA
Mar. 18	L	2-5	NY Rangers
Mar. 20	W	4-2	TAMPA BAY
Mar. 22	W	7-1	NEW JERSEY
Mar. 24	L	1-4	NY Islanders
Mar. 25	W	2-0	New Jersey
Mar. 27	W	3-1	NY ISLANDERS
Mar. 30	W	3-1	NY RANGERS
Mar. 31	OTL	1-2*	NY Rangers
Apr. 2	W	4-2	PHILADELPHIA
Apr. 6	L	0-2	Philadelphia

Home games in all CAPS \* - Overtime

47-27-8, 1st, Atlantic Division

# 2008-09

## Highlights

- The Penguins defeat Philadelphia [4-2], Washington [4-3], Carolina [4-0] and Detroit [4-3] to win their third Stanley Cup in franchise history.
- The Penguins clinch all four playoff series with wins on the road.
- Dan Bylsma, named head coach on Feb. 15, 2009, joins Al MacNeil (Montreal, 1971) as the only rookie head coaches hired mid-season to win the Stanley Cup, and just the fourth rookie coach to do so.
- The Penguins go 18-3-4 in the final 25 games of the regular season after Bylsma takes over, and climbed from 10th place in the Eastern Conference standings to fourth.
- Evgeni Malkin becomes the fifth player (since 1968 expansion) to win the NHL regular-season and postseason scoring titles, and first since Mario Lemieux [1992]. Malkin joins Wayne Gretzky, Lemieux, Guy Lafleur and Phil Housley.
- Sidney Crosby becomes the youngest captain [21] in NHL history to lead his team to a Stanley Cup title.
- Evgeni Malkin becomes the third-youngest Conn Smythe winner [22 years, 10 months] as playoff MVP.

## Transactions

**Oct. 9, 2008** - Obtained Mike Zigomanis from Phoenix for future considerations.

**Nov. 16, 2008** - Obtained Philippe Boucher from Dallas for Darryl Sydor.

**Jan. 17, 2009** - Obtained Mathieu Garon from Edmonton for Dany Sabourin, Ryan Stone and a 2011 fourth-round draft pick.

**Feb. 15, 2009** - Dan Bylsma named interim head coach.

**Feb. 26, 2009** - Obtained Chris Kunitz and Eric Tangradi from Anaheim for Ryan Whitney.

**March 4, 2009** - Claimed Craig Adams off waivers from Chicago.

**March 4, 2009** - Obtained Bill Guerin from NY Islanders for a 2009 conditional third-round draft pick.

## Goaltenders

GOALIE	W-L-O	GP	MP	GA	SO	GAA
Marc-Andre Fleury	35-18-7	62	3640	162	4	2.67
Mathieu Garon	2-1-0	4	205	10	0	2.91
Dany Sabourin	6-8-2	19	989	47	0	2.85
John Curry	2-1-0	3	149	6	0	2.40
<b>TOTALS</b>	<b>45-28-9</b>	<b>82</b>	<b>4983</b>	<b>233</b>	<b>4</b>	<b>2.84</b>

## Scoring

PLAYERS	GP	G	A	PTS	PIM
Evgeni Malkin	82	35	78	113	80
Sidney Crosby	77	33	70	103	76
Chris Kunitz	82	23	30	53	71
Jordan Staal	82	22	27	49	37
Bill Guerin	78	21	27	48	81
Petr Sykora	76	25	21	46	36
Ruslan Fedotenko	65	16	23	39	44
Miroslav Satan	65	17	19	36	36
Tyler Kennedy	67	15	20	35	30
Kris Letang	74	10	23	33	24
Matt Cooke	76	13	18	31	101
Pascal Dupuis	71	12	16	28	30
Maxime Talbot	75	12	10	22	63
Alex Goligoski	45	6	14	20	16
Sergei Gonchar	25	6	13	19	73
Brooks Orpik	79	2	17	19	73
Rob Scuderi	81	1	15	16	18
Hal Gill	62	2	8	10	53
Philippe Boucher	41	3	6	9	39
Mark Eaton	68	4	5	9	39
Craig Adams	45	2	5	7	22
Mike Zigomanis	22	2	4	6	27
Eric Godard	71	2	2	4	171
Chris Minard	20	1	2	3	2
Bill Thomas	16	2	1	3	2
Dustin Jeffrey	14	1	2	3	0
Jeff Taffe	8	0	2	2	7
Tim Wallace	16	0	2	2	7
Paul Bissonnette	15	0	1	1	22
Luca Caputi	5	1	0	1	4
Connor James	1	0	0	0	0
Ryan Stone	2	0	0	0	2
Janne Pesonen	7	0	0	0	0
Ben Lovejoy	2	0	0	0	0



## Games

DATE	RESULT	SCORE	OPPONENT
Oct. 4	OTW	4-3*	Ottawa+
Oct. 5	L	1-3	OTTAWA+
Oct. 11	OTL	1-2*	NEW JERSEY
Oct. 14	OTW	3-2*	PHILADELPHIA
Oct. 16	L	3-4	WASHINGTON
Oct. 18	W	4-1	TORONTO
Oct. 20	SOW	2-1*	Boston
Oct. 23	W	4-1	CAROLINA
Oct. 25	SOL	2-3*	NY Rangers
Oct. 28	L	1-2	San Jose
Oct. 30	L	1-4	Phoenix
Nov. 1	W	6-3	St. Louis
Nov. 6	W	5-4	EDMONTON
Nov. 8	SOW	4-3*	NY Islanders
Nov. 11	OTW	7-6*	Detroit
Nov. 13	SOW	5-4*	PHILADELPHIA
Nov. 15	W	5-2	BUFFALO
Nov. 18	SOL	1-2*	MINNESOTA
Nov. 20	W	3-2	Atlanta
Nov. 22	L	1-3	VANCOUVER
Nov. 26	W	5-3	NY Islanders
Nov. 28	L	3-4	Buffalo
Nov. 29	W	4-1	NEW JERSEY
Dec. 3	SOL	2-3*	NY Rangers
Dec. 4	W	5-2	Carolina
Dec. 6	L	2-3	Ottawa
Dec. 8	L	3-4	BUFFALO
Dec. 10	L	1-4	New Jersey
Dec. 11	W	9-2	NY ISLANDERS
Dec. 13	L	3-6	Philadelphia
Dec. 18	W	6-3	Atlanta
Dec. 20	L	3-7	TORONTO
Dec. 22	OTW	4-3*	Buffalo
Dec. 23	L	0-2	TAMPA BAY
Dec. 26	W	1-0	New Jersey
Dec. 27	L	2-3	MONTREAL
Dec. 30	L	2-5	BOSTON
Jan. 1	L	2-4	Boston
Jan. 3	L	1-6	FLORIDA
Jan. 5	L	0-4	NY Rangers
Jan. 6	W	3-1	ATLANTA
Jan. 8	L	3-5	Nashville
Jan. 10	L	3-5	Colorado

DATE	RESULT	SCORE	OPPONENT
Jan. 13	W	4-2	Philadelphia
Jan. 14	L	3-6	WASHINGTON
Jan. 16	W	3-1	ANAHEIM
Jan. 18	W	3-0	NY RANGERS
Jan. 20	L	1-2	CAROLINA
Jan. 28	W	6-2	NY RANGERS
Jan. 30	OTL	3-4*	New Jersey
Jan. 31	L	4-5	Toronto
Feb. 3	L	2-4	Montreal
Feb. 4	OTW	4-3*	TAMPA BAY
Feb. 6	W	4-1	COLUMBUS
Feb. 8	L	0-3	DETROIT
Feb. 11	SOW	2-1*	SAN JOSE
Feb. 14	L	2-6	Toronto
Feb. 16	SOL	2-3*	NY Islanders
Feb. 19	W	5-4	MONTREAL
Feb. 21	W	5-4	Philadelphia
Feb. 22	L	2-5	Washington
Feb. 25	W	1-0	NY ISLANDERS
Feb. 27	OTW	5-4*	Chicago
Mar. 1	W	4-1	Dallas
Mar. 3	W	3-1	Tampa Bay
Mar. 5	W	4-1	Florida
Mar. 8	SOW	4-3*	Washington
Mar. 10	SOW	4-3*	FLORIDA
Mar. 12	SOL	3-4*	Columbus
Mar. 14	SOL	3-4*	OTTAWA
Mar. 15	W	6-4	BOSTON
Mar. 17	W	6-2	ATLANTA
Mar. 20	W	4-1	LOS ANGELES
Mar. 22	L	1-3	PHILADELPHIA
Mar. 25	W	2-0	CALGARY
Mar. 28	W	4-3	NY RANGERS
Apr. 1	W	6-1	NEW JERSEY
Apr. 4	OTL	2-3*	Carolina
Apr. 5	L	2-4	Florida
Apr. 7	W	6-4	Tampa Bay
Apr. 9	W	6-1	NY ISLANDERS
Apr. 11	W	3-1	Montreal

\* - Overtime

+ - Game played in Stockholm, Sweden  
Home games in all CAPS**45-28-9, 2nd, Atlantic Division, Stanley Cup Champions**

# 2009-10

## Highlights

- Dan Bylsma becomes the eighth-fastest coach to reach 50 career wins, accomplishing the feat in 78 games.
- The Penguins tie the NHL record for wins in the month of October (11) with an 11-2 start to the season.
- The Penguins tie the franchise record with seven straight road victories (Oct. 3 to Nov. 3).
- Sidney Crosby wins the NHL's "Rocket" Richard Trophy (tied with Tampa Bay's Steven Stamkos) as the goal-scoring champion with 51 goals. Crosby also wins the Mark Messier Leadership Award.
- Five Penguins participate in the 2010 Winter Olympics in Vancouver with three winning medals. Sidney Crosby and Marc-Andre Fleury win gold for Canada and Brooks Orpik wins silver for the United States, while Evgeni Malkin and Sergei Gonchar play for Russia.
- Penguins play the final season at Mellon Arena, the building that housed the team since its inception in 1967.

## Transactions

**March 1, 2010** - Obtained Jordan Leopold from Florida for a 2010 second-round draft pick.

**March 2, 2010** - Obtained Alexei Ponikarovsky and a 2010 sixth-round draft pick from Toronto for Luca Caputi and Martin Skoula.

## Goaltenders

GOALIE	W-L-O	GP	MP	GA	SO	GAA
Marc-Andre Fleury	37-21-6	67	3798	168	1	2.65
Brent Johnson	10-6-1	23	1108	51	0	2.76
Alex Pechurskiy	0-0-0	1	36	1	0	1.67
John Curry	0-1-0	1	24	5	0	12.50
<b>TOTALS</b>	<b>47-28-7</b>	<b>92</b>	<b>4966</b>	<b>235</b>	<b>1</b>	<b>2.87</b>

## Scoring

PLAYERS	GP	G	A	PTS	PIM
Sidney Crosby	81	51	58	109	71
Evgeni Malkin	67	28	49	77	100
Alexei Ponikarovsky	77	21	29	50	61
Sergei Gonchar	62	11	39	50	49
Jordan Staal	82	21	28	49	57
Bill Guerin	78	21	24	45	75
Pascal Dupuis	81	18	20	38	16
Alex Goligoski	69	8	29	37	22
Chris Kunitz	50	13	19	32	39
Matt Cooke	79	15	15	30	106
Ruslan Fedotenko	80	11	19	30	50
Kris Letang	73	3	24	27	51
Jordan Leopold	81	11	15	26	28
Tyler Kennedy	64	13	12	25	31
Brooks Orpik	73	2	23	25	64
Mike Rupp	81	13	6	19	120
Mark Eaton	79	3	13	16	26
Jay McKee	62	1	9	10	54
Craig Adams	82	0	10	10	72
Martin Skoula	33	3	5	8	6
Maxime Talbot	45	2	5	7	30
Chris Conner	8	2	1	3	0
Eric Godard	45	1	2	3	76
Chris Bourque	20	0	3	3	10
Ben Lovejoy	12	0	3	3	2
Nick Johnson	6	1	1	2	2
Luca Caputi	4	1	1	2	2
Deryk Engelland	9	0	2	2	17
Mark Letestu	10	1	0	1	2
Eric Tangradi	1	0	0	0	0
Tim Wallace	1	0	0	0	0
Nathan Guenin	2	0	0	0	0
Dustin Jeffrey	1	0	0	0	0

## Games

DATE	RESULT	SCORE	OPPONENT
Oct. 2	W	3-2	NY RANGERS
Oct. 3	SOW	4-3*	NY Islanders
Oct. 7	L	0-3	PHOENIX
Oct. 8	W	5-4	Philadelphia
Oct. 10	W	5-2	Toronto
Oct. 12	W	4-1	Ottawa
Oct. 14	SOW	3-2*	Carolina
Oct. 17	W	4-1	TAMPA BAY
Oct. 20	W	5-1	ST. LOUIS
Oct. 23	SOW	3-2*	FLORIDA
Oct. 24	L	1-4	NEW JERSEY
Oct. 28	W	6-1	MONTREAL
Oct. 30	SOW	4-3*	Columbus
Oct. 31	L	1-2	MINNESOTA
Nov. 3	W	4-3	Anaheim
Nov. 5	L	2-5	Los Angeles
Nov. 7	L	0-5	San Jose
Nov. 10	L	0-3	Boston
Nov. 12	L	1-4	NEW JERSEY
Nov. 14	OTW	6-5*	BOSTON
Nov. 16	W	5-2	ANAHEIM
Nov. 19	L	2-6	Ottawa
Nov. 21	W	3-2	Atlanta
Nov. 23	OTW	3-2*	Florida
Nov. 25	W	3-1	MONTREAL
Nov. 27	L	2-3	NY Islanders
Nov. 28	W	8-3	NY RANGERS
Nov. 30	W	5-2	NY Rangers
Dec. 3	W	4-1	COLORADO
Dec. 5	OTL	1-2*	CHICAGO
Dec. 7	L	2-3	CAROLINA
Dec. 10	W	3-2	Montreal
Dec. 12	OTW	3-2*	FLORIDA
Dec. 15	W	6-1	PHILADELPHIA
Dec. 17	SOW	3-2*	Philadelphia
Dec. 19	SOW	2-1*	Buffalo
Dec. 21	L	0-4	NEW JERSEY
Dec. 23	W	8-2	OTTAWA
Dec. 27	L	3-4	TORONTO
Dec. 29	L	3-4	Buffalo
Dec. 30	L	0-2	New Jersey
Jan. 2	L	1-3	Tampa Bay
Jan. 3	L	2-6	Florida

DATE	RESULT	SCORE	OPPONENT
Jan. 5	W	5-2	ATLANTA
Jan. 7	L	4-7	PHILADELPHIA
Jan. 9	W	4-1	Toronto
Jan. 11	L	3-4	Minnesota
Jan. 13	W	3-1	Calgary
Jan. 14	W	3-2	Edmonton
Jan. 16	L	2-6	Vancouver
Jan. 19	W	6-4	NY ISLANDERS
Jan. 21	L	3-6	WASHINGTON
Jan. 24	W	2-1	Philadelphia
Jan. 25	W	4-2	NY Rangers
Jan. 28	L	1-4	OTTAWA
Jan. 31	SOW	2-1*	DETROIT
Feb. 1	W	5-4	BUFFALO
Feb. 6	L	3-5	Montreal
Feb. 7	OTL	4-5*	Washington
Feb. 10	W	3-1	NY ISLANDERS
Feb. 12	OTL	2-3*	NY RANGERS
Feb. 14	SOL	3-4*	NASHVILLE
Mar. 2	W	3-2	BUFFALO
Mar. 4	OTW	5-4*	NY Rangers
Mar. 6	W	6-3	DALLAS
Mar. 7	W	2-1	BOSTON
Mar. 11	OTL	3-4*	Carolina
Mar. 12	L	1-3	New Jersey
Mar. 14	W	2-1	Tampa Bay
Mar. 17	L	2-5	New Jersey
Mar. 18	W	3-0	Boston
Mar. 20	OTL	2-3*	CAROLINA
Mar. 22	L	1-3	Detroit
Mar. 24	SOL	3-4*	Washington
Mar. 27	W	4-1	PHILADELPHIA
Mar. 28	SOW	5-4*	TORONTO
Mar. 31	L	0-2	TAMPA BAY
Apr. 3	OTW	4-3*	ATLANTA
Apr. 6	L	3-6	WASHINGTON
Apr. 8	W	7-3	NY ISLANDERS
Apr. 10	L	0-1	Atlanta
Apr. 11	OTW	6-5*	NY Islanders

Home games in all CAPS \* - Overtime

47-28-7, 2nd, Atlantic Division

# 2010-11

## Highlights

- The Penguins open their brand-new arena, CONSOL Energy Center, against the Philadelphia Flyers on October 7.
- Dan Bylsma becomes the first head coach in team history to win the Jack Adams Award as the NHL's "Most Outstanding Coach."
- The Penguins record a NHL season-high 12-game winning streak from Nov. 17-Dec. 11. The streak is the second-longest in team history and the eighth-longest (tied) in NHL history.
- The Penguins tie the franchise record with seven straight road victories (Nov. 6-Dec. 11).
- Sidney Crosby records a 25-game point streak from Nov. 5-Dec. 28, the longest in the NHL since 1992-93 (Mats Sundin) and the 11th-longest in NHL history. Crosby notches 50 points (26G-24A) during the streak.
- Pittsburgh finishes the regular season with the NHL's top penalty killing unit at 86.1 percent - the first time the Penguins ever finished the season ranked No. 1 overall.
- The Penguins host the Washington Capitals in the 2011 Bridgestone NHL Winter Classic at Heinz Field on Jan. 1.

## Transactions

**Feb. 21, 2011** - Obtained James Neal and Matt Niskanen from Dallas for Alex Goligoski.

**Feb. 24, 2011** - Obtained Alex Kovalev from Ottawa for a 2011 seventh-round draft pick.

## Goaltenders

GOALIE	W-L-O	GP	MP	GA	SO	GAA
Brent Johnson	13-5-3	23	1297	47	1	2.17
Marc-Andre Fleury	36-20-5	65	3695	143	3	2.32
Team					1	
<b>TOTALS</b>	<b>49-25-8</b>	<b>82</b>	<b>4992</b>	<b>196</b>	<b>5</b>	<b>2.39</b>

## Scoring

PLAYERS	GP	G	A	PTS	PIM
Sidney Crosby	41	32	34	66	31
Kris Letang	82	8	42	50	101
Chris Kunitz	66	23	25	48	47
James Neal	79	22	23	45	66
Tyler Kennedy	80	21	24	45	37
Pascal Dupuis	81	17	20	37	59
Evgeni Malkin	43	15	22	37	18
Alex Kovalev	74	16	18	34	44
Alex Goligoski	60	9	22	31	28
Matt Cooke	67	12	18	30	129
Jordan Staal	42	11	19	30	24
Mark Letestu	64	14	13	27	13
Paul Martin	77	3	21	24	16
Maxime Talbot	82	8	13	21	66
Zbynek Michalek	73	5	14	19	30
Mike Rupp	81	9	8	17	124
Ben Lovejoy	47	3	14	17	48
Chris Conner	60	7	9	16	10
Craig Adams	80	4	11	15	76
Brooks Orpik	63	1	12	13	66
Dustin Jeffrey	25	7	5	12	4
Arron Asham	44	5	6	11	46
Deryk Engelland	63	3	7	10	123
Matt Niskanen	63	1	9	10	50
Mike Comrie	21	1	5	6	18
Brett Sterling	7	3	2	5	16
Nick Johnson	4	1	2	3	5
Eric Tangradi	15	1	2	3	10
Eric Godard	19	0	3	3	105
Joe Vitale	9	1	1	2	13
Andrew Hutchinson	5	0	1	1	6
Corey Potter	1	0	0	0	0
Brian Strait	3	0	0	0	0
Tim Wallace	7	0	0	0	5
Ryan Craig	6	0	0	0	22

## Games

DATE	RESULT	SCORE	OPPONENT
Oct. 7	L	2-3	PHILADELPHIA
Oct. 9	L	2-3	MONTREAL
Oct. 11	W	3-1	New Jersey
Oct. 13	L	3-4	TORONTO
Oct. 15	OTW	3-2*	NY ISLANDERS
Oct. 16	W	5-1	Philadelphia
Oct. 18	W	5-2	OTTAWA
Oct. 21	OTW	4-3*	Nashville
Oct. 23	OTL	0-1*	St. Louis
Oct. 27	L	3-5	Tampa Bay
Oct. 29	L	2-3	PHILADELPHIA
Oct. 30	W	3-0	Carolina
Nov. 3	L	2-5	Dallas
Nov. 5	L	2-3	Anaheim
Nov. 6	SOW	4-3*	Phoenix
Nov. 10	L	4-7	BOSTON
Nov. 12	W	5-1	TAMPA BAY
Nov. 13	W	4-2	Atlanta
Nov. 15	OTL	2-3*	NY RANGERS
Nov. 17	W	3-1	VANCOUVER
Nov. 19	SOW	5-4*	CAROLINA
Nov. 22	W	3-2	Florida
Nov. 24	W	1-0	Buffalo
Nov. 26	W	2-1	OTTAWA
Nov. 27	W	4-1	CALGARY
Nov. 29	W	3-1	NY Rangers
Dec. 2	W	3-2	ATLANTA
Dec. 4	W	7-2	Columbus
Dec. 6	W	2-1	NEW JERSEY
Dec. 8	W	5-2	TORONTO
Dec. 11	W	5-2	Buffalo
Dec. 14	L	2-3	Philadelphia
Dec. 15	L	1-4	NY RANGERS
Dec. 20	W	6-1	PHOENIX
Dec. 22	W	5-2	FLORIDA
Dec. 23	SOW	3-2*	Washington
Dec. 26	L	1-3	Ottawa
Dec. 28	W	6-3	ATLANTA
Dec. 29	SOL	1-2*	NY Islanders
Jan. 1	L	1-3	WASHINGTON
Jan. 5	W	8-1	TAMPA BAY
Jan. 6	SOL	1-2*	Montreal

DATE	RESULT	SCORE	OPPONENT
Jan. 8	L	0-4	MINNESOTA
Jan. 10	L	2-4	BOSTON
Jan. 12	W	5-2	Montreal
Jan. 15	W	3-2	Boston
Jan. 18	W	4-1	DETROIT
Jan. 20	L	0-2	New Jersey
Jan. 22	W	3-2	CAROLINA
Jan. 25	W	1-0	NY ISLANDERS
Feb. 1	SOW	4-3*	NY Rangers
Feb. 2	W	3-0	NY ISLANDERS
Feb. 4	W	3-2	BUFFALO
Feb. 6	L	0-3	Washington
Feb. 8	L	1-4	COLUMBUS
Feb. 10	OTW	2-1*	LOS ANGELES
Feb. 11	L	3-9	NY Islanders
Feb. 13	L	3-5	NY Rangers
Feb. 16	OTW	3-2*	Colorado
Feb. 20	SOL	2-3*	Chicago
Feb. 21	L	0-1	WASHINGTON
Feb. 23	OTL	2-3*	SAN JOSE
Feb. 25	L	1-4	Carolina
Feb. 26	SOW	6-5*	Toronto
Mar. 2	OTL	2-3*	Toronto
Mar. 4	OTL	1-2*	New Jersey
Mar. 5	OTW	3-2*	Boston
Mar. 8	W	3-1	BUFFALO
Mar. 12	L	0-3	MONTREAL
Mar. 13	W	5-1	EDMONTON
Mar. 15	W	5-1	Ottawa
Mar. 20	L	2-5	NY RANGERS
Mar. 21	SOW	5-4*	Detroit
Mar. 24	SOW	2-1*	Philadelphia
Mar. 25	SOW	1-0*	NEW JERSEY
Mar. 27	SOW	2-1*	FLORIDA
Mar. 29	L	2-5	PHILADELPHIA
Mar. 31	L	1-2	Tampa Bay
Apr. 2	W	4-2	Florida
Apr. 5	W	4-2	NEW JERSEY
Apr. 8	SOW	4-3*	NY Islanders
Apr. 10	W	5-2	Atlanta

Home games in all CAPS \* - Overtime

49-25-8, 2nd, Atlantic Division

# 2011-12

## Highlights

- Evgeni Malkin becomes the ninth player in NHL history to win the Art Ross Trophy (leading scorer), Hart Trophy (MVP) and Ted Lindsay Award (NHLPA most outstanding player) in a single season after leading the NHL with 109 points.
- The Penguins establish the second-highest single-season win (51) and point (108) totals in franchise history. Pittsburgh also establishes a franchise-record 87.8 percent success rate on the penalty kill.
- James Neal becomes the first Penguins winger to score 40 goals in a single season since Alexei Kovalev in 2000-01, and was named a NHL First-Team All-Star.
- Sidney Crosby tallies four points (2G-2A) against the New York Islanders on Nov. 21 in his comeback from a 61-game absence due to a concussion dating back to the previous season.
- James Neal (Oct. 11-Nov. 15) and Evgeni Malkin (Jan. 7-Feb. 12) both amass eight-game home goal-scoring streaks - tied for the second-longest such streaks in team history (Mario Lemieux, 11 games).
- The Penguins post an NHL-season-high 11-game winning streak from Feb. 21-March 17, outscoring foes 43-17 during that span.
- Pascal Dupuis finishes the season riding a NHL-season-high 17-game point streak, during which he notched 10 goals and 12 assists.

## Transactions

**Nov. 8, 2011** - Obtained a 2012 fourth-round draft pick from Columbus for Mark Letestu.

**Feb. 27, 2012** - Claimed Cal O'Reilly off re-entry waivers from Phoenix.

**Feb. 27, 2012** - James Neal signed a six-year contract extension through 2017-18.

**July 1, 2012** - Sidney Crosby signed a 12-year contract extension through 2024-25.

## Scoring

PLAYERS	GP	G	A	PTS	PIM
Evgeni Malkin	75	50	59	109	70
James Neal	80	40	41	81	87
Chris Kunitz	82	26	35	61	49
Pascal Dupuis	82	25	34	59	34
Jordan Staal	62	25	25	50	34
Steve Sullivan	79	17	31	48	20
Kris Letang	51	10	32	42	34
Matt Cooke	82	19	19	38	44
Sidney Crosby	22	8	29	37	14
Tyler Kennedy	60	11	22	33	29
Paul Martin	73	2	25	27	18
Matt Niskanen	75	4	17	21	47
Craig Adams	82	5	13	18	34
Brooks Orpik	73	2	16	18	61
Deryk Engelland	73	4	13	17	56
Arron Asham	64	5	11	16	76
Richard Park	54	7	7	14	12
Joe Vitale	68	4	10	14	56
Zbynek Michalek	62	2	11	13	24
Cal O'Reilly	33	2	5	7	4
Dustin Jeffrey	26	4	2	6	2
Ben Lovejoy	34	1	4	5	13
Simon Despres	18	1	3	4	10
Alexandre Picard	17	0	4	4	4
Jason Williams	8	1	1	2	4
Eric Tangradi	24	0	2	2	16
Mark Letestu	11	0	1	1	2
Brian Strait	9	0	1	1	4
Carl Sneepe	1	0	1	1	0
Steve MacIntyre	12	0	0	0	6
Robert Bortuzzo	6	0	0	0	2
Colin McDonald	5	0	0	0	0

## Goaltenders

GOALIE	W-L-O	GP	MP	GA	SO	GAA
Marc-Andre Fleury	42-17-4	67	3896	153	3	2.36
Brent Johnson	6-7-2	16	811	42	0	3.11
Brad Thiessen	3-1-0	5	258	16	0	3.72
<b>TOTALS</b>	<b>51-25-6</b>	<b>82</b>	<b>4995</b>	<b>218</b>	<b>3</b>	<b>2.66</b>

## Games

DATE	RESULT	SCORE	OPPONENT
Oct. 6	SOW	4-3*	Vancouver
Oct. 8	W	5-3	Calgary
Oct. 9	SOL	1-2*	Edmonton
Oct. 11	W	4-2	FLORIDA
Oct. 13	OTL	2-3*	WASHINGTON
Oct. 15	L	2-3	BUFFALO
Oct. 17	L	1-2	Winnipeg
Oct. 18	W	4-2	Minnesota
Oct. 20	W	3-1	MONTREAL
Oct. 22	W	4-1	NEW JERSEY
Oct. 25	W	3-0	NY Islanders
Oct. 27	SOW	3-2*	NY ISLANDERS
Oct. 29	L	3-4	Toronto
Nov. 3	SOL	3-4*	San Jose
Nov. 5	SOW	3-2*	Los Angeles
Nov. 11	W	3-1	DALLAS
Nov. 12	L	3-5	Carolina
Nov. 15	W	6-3	COLORADO
Nov. 17	L	1-4	Tampa Bay
Nov. 19	L	2-3	Florida
Nov. 21	W	5-0	NY ISLANDERS
Nov. 23	OTL	2-3*	ST. LOUIS
Nov. 25	W	6-3	OTTAWA
Nov. 26	OTW	4-3*	Montreal
Nov. 29	L	3-4	NY Rangers
Dec. 1	W	2-1	Washington
Dec. 3	W	3-2	Carolina
Dec. 5	L	1-3	BOSTON
Dec. 8	L	2-3	Philadelphia
Dec. 10	W	6-3	NY Islanders
Dec. 13	L	1-4	Detroit
Dec. 16	L	4-6	Ottawa
Dec. 17	W	8-3	BUFFALO
Dec. 20	W	3-2	CHICAGO
Dec. 23	W	4-1	Winnipeg
Dec. 27	W	4-2	CAROLINA
Dec. 29	L	2-4	PHILADELPHIA
Dec. 31	L	1-3	New Jersey
Jan. 6	L	1-3	NY RANGERS
Jan. 7	L	1-3	NEW JERSEY
Jan. 10	L	1-5	OTTAWA
Jan. 11	L	0-1	Washington

DATE	RESULT	SCORE	OPPONENT
Jan. 13	W	4-1	Florida
Jan. 15	W	6-3	Tampa Bay
Jan. 17	SOW	2-1*	CAROLINA
Jan. 19	W	4-1	NY Rangers
Jan. 20	SOW	5-4*	MONTREAL
Jan. 22	OTW	4-3*	WASHINGTON
Jan. 24	SOW	3-2*	St. Louis
Jan. 31	SOW	5-4*	TORONTO
Feb. 1	L	0-1	Toronto
Feb. 4	W	2-1	Boston
Feb. 5	L	2-5	New Jersey
Feb. 7	SOL	2-3*	Montreal
Feb. 11	W	8-5	WINNIPEG
Feb. 12	W	4-2	TAMPA BAY
Feb. 15	L	1-2	ANAHEIM
Feb. 18	W	6-4	Philadelphia
Feb. 19	L	2-6	Buffalo
Feb. 21	W	2-0	NY RANGERS
Feb. 25	W	8-1	TAMPA BAY
Feb. 26	W	4-2	COLUMBUS
Feb. 29	SOW	4-3*	Dallas
Mar. 3	W	5-1	Colorado
Mar. 5	W	2-1	PHOENIX
Mar. 7	W	3-2	TORONTO
Mar. 9	SOW	2-1*	FLORIDA
Mar. 11	W	5-2	BOSTON
Mar. 15	W	5-2	NY Rangers
Mar. 17	W	5-2	New Jersey
Mar. 18	OTL	2-3*	Philadelphia
Mar. 20	W	8-4	WINNIPEG
Mar. 22	W	5-1	NASHVILLE
Mar. 24	L	4-8	Ottawa
Mar. 25	W	5-2	NEW JERSEY
Mar. 27	L	3-5	NY ISLANDERS
Mar. 29	L	3-5	NY Islanders
Mar. 30	W	5-3	Buffalo
Apr. 1	L	4-6	PHILADELPHIA
Apr. 3	W	5-3	Boston
Apr. 5	W	5-2	NY RANGERS
Apr. 7	W	4-2	PHILADELPHIA

Home games in all CAPS

\* - Overtime

51-25-6, 2nd, Atlantic Division

# 2012-13

## Highlights

- The Penguins win their first Atlantic Division title under head coach Dan Bylsma, finishing with the top regular-season record in the Eastern Conference.
- Pittsburgh wins 15 consecutive games - the second-longest (tied) winning streak in NHL history - between March 2-30. The Penguins also become the first team in NHL history to post a perfect record during a calendar month (min: 10 games).
- Tomas Vokoun and Marc-Andre Fleury establish the longest shutout sequence (218:48) in franchise history between March 24-April 2.
- Marc-Andre Fleury sets a pair of franchise records for most wins (227) and shutouts (23).
- Brooks Orpik appears in his 622nd career game on April 2 vs. Buffalo, establishing a team record for games played by a defenseman.
- Sidney Crosby wins the Ted Lindsay Award (NHLPA most outstanding player).
- Ray Shero is voted NHL General Manager of the Year.

## Transactions

**Feb. 6, 2013** - Obtained 2014 fifth-round pick from Anaheim for Ben Lovejoy.

**Feb. 13, 2013** - Obtained 2013 seventh-round pick from Winnipeg for Eric Tangradi.

**Mar. 24, 2013** - Obtained Brenden Morrow and a 2013 third-round draft pick from Dallas for Joe Morrow and a 2013 fifth-round draft pick.

**Mar. 25, 2013** - Obtained Douglas Murray from San Jose for a 2013 second-round draft pick and a 2014 conditional second-round draft pick.

**Mar. 28, 2013** - Obtained Jarome Iginla from Calgary for Kenny Agostino, Ben Hanowski and a 2013 first-round draft pick.

**Apr. 3, 2013** - Obtained Jussi Jokinen from Carolina for a 2013 conditional sixth or seventh-round draft pick (condition not met).

**Jun. 12, 2013** - Head coach Dan Bylsma signed a two-year contract extension through 2014-15; assistant coaches Tony Granato and Todd Reirden also received extensions through 2014-15.

**Jun. 13, 2013** - Evgeni Malkin signed an eight-year contract extension that begins with the 2014-15 season and runs through 2021-22.

**July 2, 2013** - Kris Letang signed an eight-year contract extension that begins with the 2014-15 season and runs through 2021-22.

## Scoring

PLAYERS	GP	G	A	PTS	PIM
Sidney Crosby	36	15	41	56	16
Chris Kunitz	48	22	30	52	39
Pascal Dupuis	48	20	18	38	26
Kris Letang	35	5	33	38	8
James Neal	40	21	15	36	26
Jarome Iginla	44	14	19	33	31
Evgeni Malkin	31	9	24	33	36
Brenden Morrow	44	12	13	25	37
Paul Martin	34	6	17	23	16
Jussi Jokinen	43	13	9	22	24
Matt Cooke	48	8	13	21	36
Brandon Sutter	48	11	8	19	4
Matt Niskanen	40	4	10	14	12
Beau Bennett	26	3	11	14	6
Tyler Kennedy	46	6	5	11	19
Craig Adams	48	3	6	9	28
Brooks Orpik	46	0	8	8	32
Simon Depres	33	2	5	7	20
Dustin Jeffrey	24	3	3	6	2
Douglas Murray	43	1	5	6	35
Deryk Engelland	42	0	6	6	54
Joe Vitale	33	2	3	5	17
Robert Bortuzzo	15	2	2	4	27
Tanner Glass	48	1	1	2	62
Marc-Andre Fleury	33	0	2	2	2
Tomas Vokoun	20	0	2	2	0
Mark Eaton	23	0	0	0	4
Zach Boychuk	7	0	0	0	2
Eric Tangradi	5	0	0	0	0
Ben Lovejoy	3	0	0	0	0
Dylan Reese	3	0	0	0	0
Trevor Smith	1	0	0	0	0
Steve MacIntyre	1	0	0	0	12

## Goaltenders

GOALIE	W-L-O	GP	MP	GA	SO	GAA
Marc-Andre Fleury	23-8-0	33	1858	74	1	2.39
Tomas Vokoun	13-4-0	20	1029	42	3	2.45
<b>TOTALS</b>	<b>36-12-0</b>	<b>48</b>	<b>2898</b>	<b>119</b>	<b>5</b>	<b>2.48</b>



## Games

DATE	RESULT	SCORE	OPPONENT
Jan. 19	W	3-1	Philadelphia
Jan. 20	W	6-3	NY Rangers
Jan. 23	L	2-5	TORONTO
Jan. 25	L	2-4	Winnipeg
Jan. 27	SOW	2-1*	Ottawa
Jan. 29	L	1-4	NY ISLANDERS
Jan. 31	W	3-0	NY Rangers
Feb. 2	W	5-1	NEW JERSEY
Feb. 3	W	6-3	Washington
Feb. 5	W	4-2	NY Islanders
Feb. 7	W	5-2	WASHINGTON
Feb. 9	L	1-3	New Jersey
Feb. 10	L	1-3	NEW JERSEY
Feb. 13	W	4-2	OTTAWA
Feb. 15	W	3-1	Winnipeg
Feb. 17	W	4-3	Buffalo
Feb. 20	L	5-6	PHILADELPHIA
Feb. 22	W	3-1	FLORIDA
Feb. 24	W	5-3	TAMPA BAY
Feb. 26	L	4-6	Florida
Feb. 28	L	1-4	Carolina
Mar. 2	OTW	7-6*	Montreal
Mar. 4	W	4-3	TAMPA BAY
Mar. 7	W	5-4	Philadelphia
Mar. 9	SOW	5-4*	Toronto
Mar. 10	W	6-1	NY ISLANDERS
Mar. 12	W	3-2	BOSTON
Mar. 14	W	3-1	Toronto
Mar. 16	W	3-0	NY RANGERS
Mar. 17	W	2-1	BOSTON
Mar. 19	W	2-1	WASHINGTON
Mar. 22	W	4-2	NY Islanders
Mar. 24	W	2-1*	PHILADELPHIA
Mar. 26	W	1-0	MONTREAL
Mar. 28	W	4-0	WINNIPEG
Mar. 30	W	2-0	NY ISLANDERS
Apr. 2	L	1-4	BUFFALO
Apr. 3	L	1-6	NY Rangers
Apr. 5	SOW	2-1*	NY RANGERS

DATE	RESULT	SCORE	OPPONENT
Apr. 9	W	5-3	Carolina
Apr. 11	W	6-3	Tampa Bay
Apr. 13	W	3-1	Florida
Apr. 17	W	6-4	MONTREAL
Apr. 20	W	3-2	Boston
Apr. 22	W	3-1	Ottawa
Apr. 23	L	2-4	BUFFALO
Apr. 25	L	2-3	New Jersey
Apr. 27	W	8-3	CAROLINA

Home games in all CAPS \* - Overtime

**36-12-0, 1st, Atlantic Division**

# 2013-14

## Highlights

- The Penguins win their second-straight division title, claiming the first-ever Metropolitan Division crown. It marks just the second time in team history the Penguins have won back-to-back division titles.
- Pittsburgh establishes a franchise-record 13-game home winning streak between Nov. 15-Jan. 15.
- For just the second time in team history the Penguins finish the regular season with the NHL's top power-play unit, converting a league-high 23.4% of their man-advantage opportunities.
- Sidney Crosby captures the Art Ross Trophy as the NHL's leading scorer, the Hart Memorial Trophy as league MVP and his second-straight Ted Lindsay Award as the NHL's most outstanding player as voted by his peers.
- Head coach Dan Bylsma establishes a franchise record by winning his 233rd career game on Jan. 7 at Vancouver, surpassing Eddie Johnston for the top spot.
- The Penguins celebrate their 300th-consecutive sellout on Nov. 27 against the Toronto Maple Leafs at CONSOL Energy Center.
- Pittsburgh plays its third outdoor game on March 1 against the Chicago Blackhawks at historic Soldier Field.

## Transactions

- Oct. 2, 2013** - Signed Chuck Kobasew to a one-year contract.
- Dec. 21, 2013** - Signed Jeff Zatkoff to a two-year contract extension.
- Jan. 2, 2014** - Claimed Taylor Pyatt off waivers from the NY Rangers.
- Mar. 5, 2014** - Obtained Marcel Goc from Florida for a 2014 fifth-round draft pick and a 2015 third-round draft pick.
- Mar. 5, 2014** - Obtained Lee Stempniak from Calgary for a 2014 third-round draft pick.

## Goaltenders

GOALIE	W-L-O	GP	MP	GA	SO	GAA
Marc-Andre Fleury	39-18-5	64	3792	150	5	2.37
Jeff Zatkoff	12-6-2	20	1171	51	1	2.61
<b>TOTALS</b>	<b>51-24-7</b>	<b>82</b>	<b>4986</b>	<b>204</b>	<b>6</b>	<b>2.45</b>

## Scoring

PLAYERS	GP	G	A	PTS	PIM
Sidney Crosby	80	36	68	104	46
Evgeni Malkin	60	23	49	72	62
Chris Kunitz	78	35	33	68	66
James Neal	59	27	34	61	55
Jussi Jokinen	81	21	36	57	18
Matt Niskanen	81	10	36	46	51
Lee Stempniak	73	12	22	34	32
Olli Maatta	78	9	20	29	14
Brandon Sutter	81	13	13	26	12
Marcel Goc	74	11	14	25	35
Kris Letang	37	11	11	22	16
Pascal Dupuis	39	7	13	20	8
Brian Gibbons	41	5	12	17	6
Paul Martin	39	3	12	15	10
Joe Vitale	53	1	13	14	29
Tanner Glass	67	4	9	13	90
Brooks Orpik	72	2	11	13	46
Deryk Engelland	56	6	6	12	58
Craig Adams	82	5	6	11	46
Robert Bortuzzo	54	0	10	10	74
Jayson Megna	36	5	4	9	6
Beau Bennett	21	3	4	7	0
Taylor Pyatt	56	4	1	5	20
Chris Conner	19	4	1	5	2
Simon Despres	34	0	5	5	26
Rob Scuderi	53	0	4	4	2
Chuck Kobasew	33	2	0	2	15
Harry Zolnierczyk	13	2	0	2	12
Jeff Zatkoff	20	0	1	1	0
Dustin Jeffrey	10	0	1	1	2
Andrew Ebbett	9	0	1	1	0
Matt D'Agostini	8	0	1	1	4
Brian Dumoulin	6	0	1	1	4
Marc-Andre Fleury	64	0	0	0	4
Zach Sill	20	0	0	0	12
Philip Samuelsson	5	0	0	0	0
Adam Payerl	2	0	0	0	2
Nick Drazenovic	1	0	0	0	2
Pierre-Luc Leblond	1	0	0	0	0

## Games

DATE	RESULT	SCORE	OPPONENT
Oct. 3	W	3-0	NEW JERSEY
Oct. 5	W	4-1	BUFFALO
Oct. 8	W	5-2	CAROLINA
Oct. 11	L	3-6	Florida
Oct. 12	W	5-4	Tampa Bay
Oct. 15	W	3-2	EDMONTON
Oct. 17	W	4-1	Philadelphia
Oct. 19	SOW	4-3*	VANCOUVER
Oct. 21	L	0-1	COLORADO
Oct. 25	L	3-4	NY ISLANDERS
Oct. 26	L	1-4	Toronto
Oct. 28	W	3-1	Carolina
Oct. 30	W	3-2	BOSTON
Nov. 1	W	4-2	COLUMBUS
Nov. 2	W	3-0	Columbus
Nov. 6	L	1-5	NY Rangers
Nov. 9	L	1-2	St. Louis
Nov. 13	L	1-2	PHILADELPHIA
Nov. 15	W	4-1	NASHVILLE
Nov. 16	L	1-4	New Jersey
Nov. 18	W	3-1	ANAHEIM
Nov. 20	W	4-0	Washington
Nov. 22	W	4-3	NY ISLANDERS
Nov. 23	L	2-3	Montreal
Nov. 25	OTL	3-4*	Boston
Nov. 27	SOW	6-5*	TORONTO
Nov. 29	W	3-0	Tampa Bay
Nov. 30	W	5-1	Florida
Dec. 3	OTW	3-2*	NY Islanders
Dec. 5	W	5-1	SAN JOSE
Dec. 7	L	2-3	Boston
Dec. 9	W	2-1	COLUMBUS
Dec. 13	W	3-2	NEW JERSEY
Dec. 14	W	4-1	Detroit
Dec. 16	W	3-1	TORONTO
Dec. 18	SOW	4-3*	NY Rangers
Dec. 19	W	5-2	MINNESOTA
Dec. 21	W	4-3	CALGARY
Dec. 23	L	0-5	Ottawa
Dec. 27	OTW	4-3*	Carolina
Dec. 29	W	5-3	Columbus
Dec. 31	L	1-2	New Jersey

DATE	RESULT	SCORE	OPPONENT
Jan. 3	W	5-2	NY Rangers
Jan. 5	W	6-5	WINNIPEG
Jan. 7	SOW	5-4*	Vancouver
Jan. 10	OTL	3-4*	Edmonton
Jan. 11	W	2-1	Calgary
Jan. 15	W	4-3	WASHINGTON
Jan. 20	L	1-5	FLORIDA
Jan. 22	W	5-1	MONTREAL
Jan. 23	W	6-4	NY Islanders
Jan. 25	L	0-3	Dallas
Jan. 27	W	3-0	BUFFALO
Jan. 30	W	4-1	Los Angeles
Feb. 1	L	1-3	Phoenix
Feb. 3	OTW	2-1*	OTTAWA
Feb. 5	W	5-1	Buffalo
Feb. 7	SOL	3-4*	NY RANGERS
Feb. 27	SOL	5-6*	MONTREAL
Mar. 1	L	1-5	Chicago
Mar. 4	W	3-1	Nashville
Mar. 6	L	3-5	San Jose
Mar. 7	SOW	3-2*	Anaheim
Mar. 10	W	3-2	Washington
Mar. 11	W	2-0	WASHINGTON
Mar. 15	L	0-4	Philadelphia
Mar. 16	L	3-4	PHILADELPHIA
Mar. 18	W	5-1	DALLAS
Mar. 20	OTL	4-5*	Detroit
Mar. 22	OTW	4-3*	TAMPA BAY
Mar. 23	L	0-1	ST. LOUIS
Mar. 25	L	2-3	PHOENIX
Mar. 27	L	2-3	LOS ANGELES
Mar. 28	W	2-1	Columbus
Mar. 30	W	4-1	CHICAGO
Apr. 1	L	1-4	CAROLINA
Apr. 3	W	4-2	Winnipeg
Apr. 5	L	0-4	Minnesota
Apr. 6	SOW	3-2*	Colorado
Apr. 9	SOW	4-3*	DETROIT
Apr. 12	OTL	3-4*	PHILADELPHIA
Apr. 13	SOL	2-3*	OTTAWA

Home games in all CAPS \* - Overtime

51-24-7, 1st, Metropolitan Division

# 2014-15

## Highlights

- Mike Johnston becomes the ninth coach in franchise history to win his debut behind the bench when the Penguins defeat Anaheim, 6-4, on opening night.
- Pittsburgh's 10 wins during the month of November equal a franchise record for that month (also 2010, 1995). Pittsburgh led or was tied for 693:39 of 858:25 minutes (80.8%).
- Marc-Andre Fleury becomes the third-fastest and third-youngest goaltender to win 300 games following Pittsburgh's 3-2 overtime win in Boston on Nov. 24.
- Craig Adams establishes the longest consecutive games played streak in team history when he appeared in his 314th-straight contest on Dec. 6 (streak ends at 319 games).
- Hall of Fame broadcaster Mike Lange celebrates his 40th season as the 'Voice of the Penguins'.
- Kris Letang is nominated for the Masterton Trophy following an inspirational comeback from a stroke the season before. Letang finishes as a runner-up behind eventual winner Devan Dubnyk of the Minnesota Wild.

## Transactions

- Nov. 5, 2014** - Marc-Andre Fleury signed to a four-year contract extension.
- Dec. 5, 2014** - Obtained Rob Klunkhammer from Arizona for Philip Samuelsson.
- Jan. 2, 2015** - Obtained David Perron from Edmonton for Rob Klunkhammer and a 2015 first-round draft pick.
- Jan. 14, 2015** - Claimed Mark Arcobello off waivers from Nashville.
- Jan. 27, 2015** - Obtained Maxim Lapierre from St. Louis for Marcel Goc.
- Feb. 25, 2015** - Obtained Daniel Winnik from Toronto for Zach Sill, a 2015 fourth-round draft pick and a 2016 second-round draft pick.
- Mar. 2, 2015** - Obtained Ben Lovejoy from Anaheim for Simon Despres.
- Mar. 2, 2015** - Obtained Ian Cole from St. Louis for Robert Bortuzzo and a 2016 seventh-round draft pick.

## Goaltenders

GOALIE	W-L-O	GP	MP	GA	SO	GAA
Jeff Zatkoff	0-1-0	1	37	1	0	1.62
Marc-Andre Fleury	34-20-9	64	3776	146	10	2.32
Thomas Greiss	9-6-3	20	1159	50	0	2.59
<b>TOTALS</b>	<b>43-27-12</b>	<b>82</b>	<b>5001</b>	<b>204</b>	<b>10</b>	<b>2.45</b>

## Scoring

PLAYERS	GP	G	A	PTS	PIM
Sidney Crosby	77	28	56	84	47
Evgeni Malkin	69	28	42	70	60
Kris Letang	69	11	43	54	79
Patric Hornqvist	64	25	26	51	38
David Perron	81	17	24	41	62
Chris Kunitz	74	17	23	40	56
Daniel Winnik	79	9	25	34	27
Brandon Sutter	80	21	12	33	14
Blake Comeau	61	16	15	31	65
Steve Downie	72	14	14	28	238
Nick Spaling	82	9	18	27	26
Paul Martin	74	3	17	20	20
Ian Cole	74	5	12	17	51
Simon Despres	59	2	15	17	64
Christian Ehrhoff	49	3	11	14	26
Ben Lovejoy	60	2	12	14	25
Beau Bennett	49	4	8	12	16
Pascal Dupuis	16	6	5	11	4
Maxim Lapierre	80	2	9	11	32
Rob Scuderi	82	1	9	10	17
Olli Maatta	20	1	8	9	10
Derrick Pouliot	34	2	5	7	4
Craig Adams	70	1	6	7	44
Marcel Goc	43	2	4	6	4
Robert Bortuzzo	38	2	4	6	68
Andrew Ebbett	24	1	5	6	2
Zach Sill	42	1	2	3	60
Rob Klunkhammer	10	1	2	3	0
Bryan Rust	14	1	1	2	4
Mark Arcobello	10	0	2	2	2
Brian Dumoulin	8	1	0	1	2
Jayson Megna	12	0	1	1	14
Marc-Andre Fleury	64	0	1	1	6
Thomas Greiss	20	0	0	0	0
Bobby Farnham	11	0	0	0	24
Scott Harrington	10	0	0	0	4
Taylor Chorney	7	0	0	0	0
Dominik Uher	2	0	0	0	0
Scott Wilson	1	0	0	0	0
Jeff Zatkoff	1	0	0	0	0

## Games

DATE	RESULT	SCORE	OPPONENT
Oct. 9	W	6-4	ANAHEIM
Oct. 11	W	5-2	Toronto
Oct. 16	L	2-3	DALLAS
Oct. 18	W	3-1	NY ISLANDERS
Oct. 22	L	3-5	PHILADELPHIA
Oct. 23	OTL	3-4*	Detroit
Oct. 25	W	3-0	Nashville
Oct. 28	W	8-3	NEW JERSEY
Oct. 30	W	3-0	LOS ANGELES
Nov. 1	W	5-0	BUFFALO
Nov. 4	W	4-1	Minnesota
Nov. 6	SOW	4-3*	Winnipeg
Nov. 8	W	6-1	Buffalo
Nov. 11	L	0-5	NY Rangers
Nov. 14	W	2-1	Toronto
Nov. 15	SOW	3-2*	NY RANGERS
Nov. 18	W	4-0	Montreal
Nov. 21	SOL	4-5*	NY ISLANDERS
Nov. 22	L	1-4	NY Islanders
Nov. 24	OTW	3-2*	Boston
Nov. 26	OTW	4-3*	TORONTO
Nov. 28	L	2-4	CAROLINA
Nov. 29	W	3-2	Carolina
Dec. 2	W	1-0	NEW JERSEY
Dec. 4	L	0-3	VANCOUVER
Dec. 6	W	3-2	OTTAWA
Dec. 8	OTL	3-4*	NY Rangers
Dec. 12	W	3-1	CALGARY
Dec. 13	SOL	3-4*	Columbus
Dec. 15	W	4-2	TAMPA BAY
Dec. 18	OTW	1-0*	COLORADO
Dec. 20	W	3-1	FLORIDA
Dec. 22	SOL	3-4*	Florida
Dec. 23	L	3-4	Tampa Bay
Dec. 27	L	0-3	WASHINGTON
Dec. 29	L	1-3	New Jersey
Dec. 31	W	2-1	CAROLINA
Jan. 2	W	6-3	TAMPA BAY
Jan. 3	L	1-4	MONTREAL
Jan. 7	OTL	2-3*	BOSTON
Jan. 10	OTW	2-1*	Montreal
Jan. 13	W	7-2	MINNESOTA

DATE	RESULT	SCORE	OPPONENT
Jan. 16	L	3-6	NY Islanders
Jan. 18	L	2-5	NY RANGERS
Jan. 20	OTL	2-3*	Philadelphia
Jan. 21	SOL	2-3*	CHICAGO
Jan. 27	W	5-3	WINNIPEG
Jan. 28	L	0-4	Washington
Jan. 30	OTW	2-1*	New Jersey
Feb. 1	L	0-4	NASHVILLE
Feb. 4	W	2-0	Edmonton
Feb. 6	W	4-0	Calgary
Feb. 7	L	0-5	Vancouver
Feb. 11	W	4-1	DETROIT
Feb. 12	SOW	5-4*	Ottawa
Feb. 15	SOL	1-2*	Chicago
Feb. 17	L	1-3	WASHINGTON
Feb. 19	L	1-2	COLUMBUS
Feb. 21	W	4-2	St. Louis
Feb. 22	W	5-1	FLORIDA
Feb. 25	W	4-3	Washington
Mar. 1	W	5-3	COLUMBUS
Mar. 4	L	1-3	Colorado
Mar. 6	W	5-2	Anaheim
Mar. 7	OTW	1-0*	Los Angeles
Mar. 9	SOL	1-2*	San Jose
Mar. 12	W	6-4	EDMONTON
Mar. 14	L	0-2	BOSTON
Mar. 15	L	1-5	DETROIT
Mar. 17	L	0-2	New Jersey
Mar. 19	L	1-2	Dallas
Mar. 21	W	3-1	Arizona
Mar. 24	OTL	2-3*	ST. LOUIS
Mar. 26	L	2-5	Carolina
Mar. 28	W	3-2	ARIZONA
Mar. 29	SOW	3-2*	SAN JOSE
Apr. 1	L	1-4	PHILADELPHIA
Apr. 4	L	3-5	Columbus
Apr. 5	L	1-4	Philadelphia
Apr. 7	OTL	3-4*	Ottawa
Apr. 10	L	1-3	NY ISLANDERS
Apr. 11	W	2-0	Buffalo

Home games in all CAPS \* - Overtime

43-27-12, 4th, Metropolitan Division

# 2015-16

## Highlights

- The Penguins defeat the NY Rangers [4-1], Washington [4-2], Tampa Bay [4-3] and San Jose [4-2] to win their fourth Stanley Cup.
- Sidney Crosby wins the Conn Smythe Trophy as playoff MVP.
- Jim Rutherford wins the NHL GM of the Year Award. He also becomes the first GM in the post-1967 NHL Expansion Era to win the Stanley Cup with multiple franchises [Carolina, 2006].
- Goalie Matt Murray wins 15 playoff games, equaling the NHL record for playoff wins by a rookie goaltender.
- The Penguins establish team records for most home playoff wins [9], playoff overtime wins [4] and playoff overtime games played [7] in a single postseason.
- Mike Sullivan becomes the sixth American-born head coach to win the Stanley Cup, joining a list that includes previous Penguins head coaches Bob Johnson and Dan Bylsma.
- Pittsburgh establishes a franchise record by winning eight consecutive road games between March 11 and April 7. The streak was the longest in the NHL during the 2015-16 campaign.
- Veteran forward Pascal Dupuis announces that he would no longer play hockey due to complications from his blood clots on Dec. 8 at a practice rink in Colorado.

## Transactions

**July 1, 2015** - Obtained Phil Kessel, Tyler Biggs, Tim Erixon and a 2016 second-round draft pick from Toronto for Nick Spaling, Kasperii Kapanen, Scott Harrington and 2016 first- and third-round draft picks.

**July 28, 2015** - Obtained Nick Bonino, Adam Clendening and a 2016 second-round pick from Vancouver for Brandon Sutter and a 2016 third-round pick; Eric Fehr signed to a three-year contract.

**Dec. 12, 2015** - Mike Sullivan named head coach and Jacques Martin named assistant coach; former head coach Mike Johnston and former assistant coach Gary Agnew relieved of their duties.

**Dec. 14, 2015** - Obtained Trevor Daley from Chicago for Rob Scuderi.

**Jan. 16, 2016** - Obtained Carl Hagelin from Anaheim for David Perron and Adam Clendening.

**Feb. 26, 2016** - Olli Maatta signed to a six-year contract extension.

**Feb. 27, 2016** - Obtained Justin Schultz from Edmonton for a 2016 third-round draft pick.

**Mar. 14, 2016** - Bryan Rust, Scott Wilson and Tom Kuhnhackl signed to two-year contract extensions.

## Goaltenders

GOALIE	W-L-O	GP	MP	GA	SO	GAA
Matt Murray	9-2-1	13	749	25	1	2.00
Marc-Andre Fleury	35-17-6	58	3463	132	5	2.29
Jeff Zatkoff	4-7-1	14	732	34	0	2.79
<b>TOTALS</b>	<b>48-26-8</b>	<b>82</b>	<b>4944</b>	<b>191</b>	<b>6</b>	<b>2.32</b>

## Scoring

PLAYERS	GP	G	A	PTS	PIM
Sidney Crosby	80	36	49	85	42
Kris Letang	71	16	51	67	66
Phil Kessel	82	26	33	59	18
Evgeni Malkin	57	27	31	58	65
Patric Hornqvist	82	22	29	51	36
Chris Kunitz	80	17	23	40	41
Carl Hagelin	80	14	25	39	32
Matt Cullen	82	16	16	32	20
Nick Bonino	63	9	20	29	31
Trevor Daley	82	6	22	28	34
Olli Maatta	67	6	13	19	22
Justin Schultz	63	4	14	18	16
David Perron	43	4	12	16	28
Brian Dumoulin	79	0	16	16	14
Tom Kuhnhackl	42	5	10	15	24
Eric Fehr	55	8	6	14	19
Beau Bennett	33	6	6	12	10
Ian Cole	70	0	12	12	59
Bryan Rust	41	4	7	11	12
Connor Sheary	44	7	3	10	8
Ben Lovejoy	66	4	6	10	30
Derrick Pouliot	22	0	7	7	2
Scott Wilson	24	5	1	6	12
Pascal Dupuis	18	2	2	4	12
Oskar Sundqvist	18	1	3	4	4
Rob Scuderi	25	0	4	4	8
Kevin Porter	41	0	3	3	0
Daniel Sprong	18	2	0	2	0
Sergei Plotnikov	32	0	2	2	20
David Warsofsky	12	1	0	1	0
Adam Clendening	9	0	1	1	10
Marc-Andre Fleury	58	0	1	1	2
Tom Sestito	4	0	1	1	19
Dominik Simon	3	0	1	1	0
Josh Archibald	1	0	0	0	0
Bobby Farnham	3	0	0	0	5
Kael Mouillierat	1	0	0	0	2
Matt Murray	13	0	0	0	0
Jeff Zatkoff	14	0	0	0	0

## Games

DATE	RESULT	SCORE	OPPONENT
Oct. 8	L	0-3	Dallas
Oct. 10	L	1-2	Arizona
Oct. 13	L	2-3	MONTREAL
Oct. 15	W	2-0	OTTAWA
Oct. 17	W	2-1	TORONTO
Oct. 20	OTW	3-2*	FLORIDA
Oct. 22	L	1-4	DALLAS
Oct. 24	OTW	2-1*	Nashville
Oct. 28	W	3-1	Washington
Oct. 29	W	4-3	BUFFALO
Oct. 31	W	4-0	Toronto
Nov. 4	W	3-2	Vancouver
Nov. 6	W	2-1	Edmonton
Nov. 7	L	2-5	Calgary
Nov. 11	SOW	4-3*	MONTREAL
Nov. 13	L	1-2	COLUMBUS
Nov. 14	L	0-4	New Jersey
Nov. 17	W	4-3	MINNESOTA
Nov. 19	W	4-3	COLORADO
Nov. 21	L	1-3	SAN JOSE
Nov. 25	OTW	4-3*	ST. LOUIS
Nov. 27	OTL	1-2*	Columbus
Nov. 28	SOL	2-3*	EDMONTON
Dec. 1	W	5-1	San Jose
Dec. 5	L	3-5	Los Angeles
Dec. 6	L	1-2	Anaheim
Dec. 9	W	4-2	Colorado
Dec. 11	SOL	2-3*	LOS ANGELES
Dec. 14	L	1-4	WASHINGTON
Dec. 16	L	0-3	Boston
Dec. 18	L	2-6	BOSTON
Dec. 19	L	1-2	CAROLINA
Dec. 21	W	5-2	COLUMBUS
Dec. 26	W	3-1	Minnesota
Dec. 27	L	0-1	Winnipeg
Dec. 30	SOL	2-3*	TORONTO
Dec. 31	W	5-2	Detroit
Jan. 2	W	5-2	NY ISLANDERS
Jan. 5	OTL	2-3*	CHICAGO
Jan. 6	L	1-3	Chicago
Jan. 9	W	3-1	Montreal
Jan. 12	OTL	2-3*	Carolina

DATE	RESULT	SCORE	OPPONENT
Jan. 15	OTL	4-5*	Tampa Bay
Jan. 17	W	5-0	CAROLINA
Jan. 18	L	2-5	St. Louis
Jan. 21	W	4-3	PHILADELPHIA
Jan. 23	W	5-4	VANCOUVER
Jan. 26	W	2-0	NEW JERSEY
Feb. 2	W	6-5	OTTAWA
Feb. 5	L	3-6	Tampa Bay
Feb. 6	OTW	3-2*	Florida
Feb. 8	W	6-2	ANAHEIM
Feb. 10	L	0-3	NY RANGERS
Feb. 12	SOW	2-1*	Carolina
Feb. 15	SOL	1-2*	Florida
Feb. 18	W	6-3	DETROIT
Feb. 20	L	2-4	TAMPA BAY
Feb. 21	W	4-3	Buffalo
Feb. 24	L	1-5	Boston
Feb. 27	W	4-1	WINNIPEG
Feb. 29	W	6-0	ARIZONA
Mar. 1	L	2-3	Washington
Mar. 3	W	4-1	NY RANGERS
Mar. 5	L	2-4	CALGARY
Mar. 6	W	6-1	New Jersey
Mar. 8	L	1-2	NY Islanders
Mar. 11	W	3-2	Columbus
Mar. 13	W	5-3	NY Rangers
Mar. 15	SOW	2-1*	NY ISLANDERS
Mar. 17	W	4-2	CAROLINA
Mar. 19	W	4-1	Philadelphia
Mar. 20	W	6-2	WASHINGTON
Mar. 24	L	0-3	NEW JERSEY
Mar. 26	W	7-2	Detroit
Mar. 27	OTW	3-2*	NY Rangers
Mar. 29	SOW	5-4*	BUFFALO
Mar. 31	W	5-2	NASHVILLE
Apr. 2	W	5-0	NY Islanders
Apr. 3	W	6-2	PHILADELPHIA
Apr. 5	W	5-3	Ottawa
Apr. 7	OTW	4-3*	Washington
Apr. 9	L	1-3	Philadelphia

Home games in all CAPS \* - Overtime

48-26-8, 2nd, Metropolitan Division, Stanley Cup Champions

# Know

that your plan for the future  
begins in the present.



PNC WEALTH MANAGEMENT® | Wealth. It instills confidence and peace of mind, but it can create concerns as well. We understand that effectively managing your wealth requires a personal approach—an approach that involves understanding what’s truly important beyond the numbers. By meeting face-to-face with a dedicated team, we can provide insight and a highly customized and comprehensive financial strategy aimed at helping you make the most of your wealth now and for future generations.

For more information, call H. Scott Cunningham at 412-762-7235 or visit [pnc.com/wealthsolutions](http://pnc.com/wealthsolutions)

WEALTH PLANNING | TRUST AND ESTATE ADMINISTRATION | PRIVATE BANKING | INVESTMENT MANAGEMENT

The PNC Financial Services Group, Inc. (“PNC”) uses the marketing name PNC Wealth Management® to provide investment and wealth management, fiduciary services, FDIC-insured banking products and services, and lending of funds through its subsidiary, PNC Bank, National Association (“PNC Bank”), which is a Member FDIC, and to provide specific fiduciary and agency services through its subsidiary, PNC Delaware Trust Company. PNC does not provide legal, tax, or accounting advice unless, with respect to tax advice, PNC Bank has entered into a written tax services agreement. PNC does not provide services in any jurisdiction in which it is not authorized to conduct business. PNC Bank is not registered as a municipal advisor under the Dodd-Frank Wall Street Reform and Consumer Protection Act (“Act”). Investment management and related products and services provided to a “municipal entity” or “obligated person” regarding “proceeds of municipal securities” (as such terms are defined in the Act) will be provided by PNC Capital Advisors, LLC, a wholly-owned subsidiary of PNC Bank and SEC registered investment adviser.

“PNC Wealth Management” is a registered trademark of The PNC Financial Services Group, Inc.

Investments: Not FDIC Insured. No Bank Guarantee. May Lose Value.


© 2015 The PNC Financial Services Group, Inc. All rights reserved.




# PLAYOFF HISTORY



# FOUR-TIME STANLEY CUP CHAMPIONS



The Penguins celebrate their first Stanley Cup in 1991.



The Penguins repeat as NHL champions in 1992.



Pittsburgh claims its third Stanley Cup title in franchise history in 2009.



Pittsburgh adds its fourth Stanley Cup championship in 2016.

# PITTSBURGH PENGUINS

## PLAYOFF GAME-BY-GAME RESULTS

### 1968 Did Not Qualify For Playoffs

### 1969 Did Not Qualify For Playoffs

### 1970 Quarterfinals vs. Oakland (PIT won series, 4-0)

Apr. 8	Oakland	1	at Pittsburgh	2	W
Apr. 9	Oakland	1	at Pittsburgh	3	W
Apr. 11	Pittsburgh	5	at Oakland	2	W
Apr. 12	Pittsburgh	3	at Oakland	2 (OT)	W

### Semifinals vs. St. Louis (STL won series, 4-2)

Apr. 19	Pittsburgh	1	at St. Louis	3	L
Apr. 21	Pittsburgh	1	at St. Louis	4	L
Apr. 23	St. Louis	2	at Pittsburgh	3	W
Apr. 26	St. Louis	1	at Pittsburgh	2	W
Apr. 28	Pittsburgh	0	at St. Louis	5	L
Apr. 30	St. Louis	4	at Pittsburgh	3	L

### 1971 Did Not Qualify For Playoffs

### 1972 Quarterfinals vs. Chicago (CHI won series, 4-0)

Apr. 5	Pittsburgh	1	at Chicago	3	L
Apr. 6	Pittsburgh	2	at Chicago	3	L
Apr. 8	Chicago	2	at Pittsburgh	0	L
Apr. 9	Chicago	6	at Pittsburgh	5 (OT)	L

### 1973 Did Not Qualify For Playoffs

### 1974 Did Not Qualify For Playoffs

### 1975 Preliminary Round vs. St. Louis (PIT won series, 2-0)

Apr. 8	St. Louis	3	at Pittsburgh	4	W
Apr. 10	Pittsburgh	5	at St. Louis	3	W

### Quarterfinals vs. NY Islanders (NYI won series, 4-3)

Apr. 13	NY Islanders	4	at Pittsburgh	5	W
Apr. 15	NY Islanders	1	at Pittsburgh	3	W
Apr. 17	Pittsburgh	6	at NY Islanders	4	W
Apr. 20	Pittsburgh	1	at NY Islanders	3	L
Apr. 22	NY Islanders	4	at Pittsburgh	2	L
Apr. 24	Pittsburgh	1	at NY Islanders	4	L
Apr. 26	NY Islanders	1	at Pittsburgh	0	L

### 1976 Preliminary Round vs. Toronto (TOR won series, 2-1)

Apr. 6	Pittsburgh	1	at Toronto	4	L
Apr. 8	Toronto	0	at Pittsburgh	2	W
Apr. 10	Pittsburgh	0	at Toronto	4	L

### 1977 Preliminary Round vs. Toronto (TOR won series, 2-1)

Apr. 5	Toronto	4	at Pittsburgh	2	L
Apr. 7	Pittsburgh	6	at Toronto	4	W
Apr. 9	Toronto	5	at Pittsburgh	2	L

### 1978 Did Not Qualify For Playoffs

### 1979 Preliminary Round vs. Buffalo (PIT won series, 2-1)

Apr. 10	Pittsburgh	4	at Buffalo	3	W
Apr. 12	Buffalo	3	at Pittsburgh	1	L
Apr. 14	Pittsburgh	4	at Buffalo	3 (OT)	W

### Quarterfinals vs. Boston (BOS won series, 4-0)

Apr. 16	Pittsburgh	2	at Boston	6	L
Apr. 18	Pittsburgh	3	at Boston	4	L
Apr. 21	Boston	2	at Pittsburgh	1	L
Apr. 22	Boston	4	at Pittsburgh	1	L

### 1980 Preliminary Round vs. Boston (BOS won series, 3-2)

Apr. 8	Pittsburgh	4	at Boston	2	W
Apr. 10	Pittsburgh	1	at Boston	4	L
Apr. 12	Boston	1	at Pittsburgh	4	W
Apr. 13	Boston	8	at Pittsburgh	3	L
Apr. 14	Pittsburgh	2	at Boston	6	L

### 1981 Preliminary Round vs. St. Louis (STL won series, 3-2)

Apr. 8	Pittsburgh	2	at St. Louis	4	L
Apr. 9	Pittsburgh	6	at St. Louis	4	W
Apr. 11	St. Louis	5	at Pittsburgh	4	L
Apr. 12	St. Louis	3	at Pittsburgh	6	W
Apr. 14	Pittsburgh	3	at St. Louis	4 (2OT)	L

### 1982 Preliminary Round vs. NY Islanders (NYI won series, 3-2)

Apr. 7	Pittsburgh	1	at NY Islanders	8	L
Apr. 8	Pittsburgh	2	at NY Islanders	7	L
Apr. 10	NY Islanders	1	at Pittsburgh	2 (OT)	W
Apr. 11	NY Islanders	2	at Pittsburgh	5	W
Apr. 13	Pittsburgh	3	at NY Islanders	4 (OT)	L

### 1983 Did Not Qualify For Playoffs

### 1984 Did Not Qualify For Playoffs

### 1985 Did Not Qualify For Playoffs

### 1986 Did Not Qualify For Playoffs

### 1987 Did Not Qualify For Playoffs

### 1988 Did Not Qualify For Playoffs

### 1989 Patrick Division Semifinals vs. NY Rangers (PIT won series, 4-0)

Apr. 5	NY Rangers	1	at Pittsburgh	3	W
Apr. 6	NY Rangers	4	at Pittsburgh	7	W
Apr. 8	Pittsburgh	5	at NY Rangers	3	W
Apr. 9	Pittsburgh	4	at NY Rangers	3	W

### Patrick Division Final vs. Philadelphia (PHI won series, 4-3)

Apr. 17	Philadelphia	3	at Pittsburgh	4	W
Apr. 19	Philadelphia	4	at Pittsburgh	2	L
Apr. 21	Pittsburgh	4	at Philadelphia	3 (OT)	W
Apr. 23	Pittsburgh	1	at Philadelphia	4	L
Apr. 25	Philadelphia	7	at Pittsburgh	10	W
Apr. 27	Pittsburgh	2	at Philadelphia	6	L
Apr. 29	Philadelphia	4	at Pittsburgh	1	L

### 1990 Did Not Qualify For Playoffs

**1991 Patrick Division Semifinals vs. New Jersey****[PIT won series, 4-3]**

Apr. 3	New Jersey	3	at Pittsburgh	1	L
Apr. 5	New Jersey	4	at Pittsburgh	5 (OT)	W
Apr. 7	Pittsburgh	4	at New Jersey	3	W
Apr. 9	Pittsburgh	1	at New Jersey	4	L
Apr. 11	New Jersey	4	at Pittsburgh	2	L
Apr. 13	Pittsburgh	4	at New Jersey	3	W
Apr. 15	New Jersey	0	at Pittsburgh	4	W

**Patrick Division Final vs. Washington****[PIT won series, 4-1]**

Apr. 17	Washington	4	at Pittsburgh	2	L
Apr. 19	Washington	6	at Pittsburgh	7 (OT)	W
Apr. 21	Pittsburgh	3	at Washington	1	W
Apr. 23	Pittsburgh	3	at Washington	1	W
Apr. 25	Washington	1	at Pittsburgh	4	W

**Prince of Wales Conference Final vs. Boston****[PIT won series, 4-2]**

May 1	Pittsburgh	3	at Boston	6	L
May 3	Pittsburgh	4	at Boston	5 (OT)	L
May 5	Boston	1	at Pittsburgh	4	W
May 7	Boston	1	at Pittsburgh	4	W
May 9	Pittsburgh	7	at Boston	2	W
May 11	Boston	3	at Pittsburgh	5	W

**Stanley Cup Final vs. Minnesota****[PIT won series, 4-2]**

May 15	Minnesota	5	at Pittsburgh	4	L
May 17	Minnesota	1	at Pittsburgh	4	W
May 19	Pittsburgh	1	at Minnesota	3	L
May 21	Pittsburgh	5	at Minnesota	3	W
May 23	Minnesota	4	at Pittsburgh	6	W
May 25	Pittsburgh	8	at Minnesota	0	W

**1992 Patrick Division Semifinals vs. Washington****[PIT won series, 4-3]**

Apr. 19	Pittsburgh	1	at Washington	3	L
Apr. 21	Pittsburgh	2	at Washington	6	L
Apr. 23	Washington	4	at Pittsburgh	6	W
Apr. 25	Washington	7	at Pittsburgh	2	L
Apr. 27	Pittsburgh	5	at Washington	2	W
Apr. 29	Washington	4	at Pittsburgh	6	W
May 1	Pittsburgh	3	at Washington	1	W

**Patrick Division Final vs. NY Rangers****[PIT won series, 4-2]**

May 3	Pittsburgh	4	at NY Rangers	2	W
May 5	Pittsburgh	2	at NY Rangers	4	L
May 7	NY Rangers	6	at Pittsburgh	5 (OT)	L
May 9	NY Rangers	4	at Pittsburgh	5 (OT)	W
May 11	Pittsburgh	3	at NY Rangers	2	W
May 13	NY Rangers	1	at Pittsburgh	5	W

**Prince of Wales Conference Final vs. Boston****[PIT won series, 4-0]**

May 17	Boston	3	at Pittsburgh	4 (OT)	W
May 19	Boston	2	at Pittsburgh	5	W
May 21	Pittsburgh	5	at Boston	1	W
May 23	Pittsburgh	5	at Boston	1	W

**Stanley Cup Final vs. Chicago****[PIT won series, 4-0]**

May 26	Chicago	4	at Pittsburgh	5	W
May 28	Chicago	1	at Pittsburgh	3	W
May 30	Pittsburgh	1	at Chicago	0	W
June 1	Pittsburgh	6	at Chicago	5	W

**1993 Patrick Division Semifinals vs. New Jersey****[PIT won series, 4-1]**

Apr. 18	New Jersey	3	at Pittsburgh	6	W
Apr. 20	New Jersey	0	at Pittsburgh	7	W
Apr. 22	Pittsburgh	4	at New Jersey	3	W
Apr. 25	Pittsburgh	1	at New Jersey	4	L
Apr. 26	New Jersey	3	at Pittsburgh	5	W

**Patrick Division Final vs. NY Islanders****[NYI won series, 4-3]**

May 2	NY Islanders	3	at Pittsburgh	2	L
May 4	NY Islanders	0	at Pittsburgh	3	W
May 6	Pittsburgh	3	at NY Islanders	1	W
May 8	Pittsburgh	5	at NY Islanders	6	L
May 10	NY Islanders	3	at Pittsburgh	6	W
May 12	Pittsburgh	5	at NY Islanders	7	L
May 14	NY Islanders	4	at Pittsburgh	3 (OT)	L

**1994 Eastern Conference Quarterfinals vs. Washington****[WSH won series, 4-2]**

Apr. 17	Washington	5	at Pittsburgh	3	L
Apr. 19	Washington	1	at Pittsburgh	2	W
Apr. 21	Pittsburgh	0	at Washington	2	L
Apr. 23	Pittsburgh	1	at Washington	4	L
Apr. 25	Washington	2	at Pittsburgh	3	W
Apr. 27	Pittsburgh	3	at Washington	6	L

**1995 Eastern Conference Quarterfinals vs. Washington****[PIT won series, 4-3]**

May 6	Washington	5	at Pittsburgh	4	L
May 8	Washington	3	at Pittsburgh	5	W
May 10	Pittsburgh	2	at Washington	6	L
May 12	Pittsburgh	2	at Washington	6	L
May 14	Washington	5	at Pittsburgh	6 (OT)	W
May 16	Pittsburgh	7	at Washington	1	W
May 18	Washington	0	at Pittsburgh	3	W

**Eastern Conference Semifinals vs. New Jersey****[NJD won series, 4-1]**

May 20	New Jersey	2	at Pittsburgh	3	W
May 22	New Jersey	4	at Pittsburgh	2	L
May 24	Pittsburgh	1	at New Jersey	5	L
May 26	Pittsburgh	1	at New Jersey	2 (OT)	L
May 28	New Jersey	4	at Pittsburgh	1	L

**1996 Eastern Conference Quarterfinals vs. Washington****[PIT won series, 4-2]**

Apr. 17	Washington	6	at Pittsburgh	4	L
Apr. 19	Washington	5	at Pittsburgh	3	L
Apr. 22	Pittsburgh	4	at Washington	1	W
Apr. 24	Pittsburgh	3	at Washington	2 (4OT)	W
Apr. 26	Washington	1	at Pittsburgh	4	W
Apr. 28	Pittsburgh	3	at Washington	2	W

**Eastern Conference Semifinals vs. NY Rangers****[PIT won series, 4-1]**

May 3	NY Rangers	3	at Pittsburgh	4	W
May 5	NY Rangers	6	at Pittsburgh	3	L
May 7	Pittsburgh	3	at NY Rangers	2	W
May 9	Pittsburgh	4	at NY Rangers	1	W
May 11	NY Rangers	3	at Pittsburgh	7	W

**Eastern Conference Final vs. Florida****[FLA won series, 4-3]**

May 18	Florida	5	at Pittsburgh	1	L
May 20	Florida	2	at Pittsburgh	3	W
May 24	Pittsburgh	2	at Florida	5	L
May 26	Pittsburgh	2	at Florida	1	W
May 28	Florida	0	at Pittsburgh	3	W
May 30	Pittsburgh	3	at Florida	4	L
June 1	Florida	3	at Pittsburgh	1	L

**1997 Eastern Conference Quarterfinals vs. Philadelphia  
(PHI won series, 4-1)**

Apr. 17	Pittsburgh	1	at Philadelphia	5	L
Apr. 19	Pittsburgh	2	at Philadelphia	3	L
Apr. 21	Philadelphia	5	at Pittsburgh	3	L
Apr. 23	Philadelphia	1	at Pittsburgh	4	W
Apr. 26	Pittsburgh	3	at Philadelphia	6	L

**1998 Eastern Conference Quarterfinals vs. Montreal  
(MTL won series, 4-2)**

Apr. 23	Montreal	3	at Pittsburgh	2 (OT)	L
Apr. 25	Montreal	1	at Pittsburgh	4	W
Apr. 27	Pittsburgh	1	at Montreal	3	L
Apr. 29	Pittsburgh	6	at Montreal	3	W
May 1	Montreal	5	at Pittsburgh	2	L
May 3	Pittsburgh	0	at Montreal	3	L

**1999 Eastern Conference Quarterfinals vs. New Jersey  
(PIT won series, 4-3)**

Apr. 22	Pittsburgh	1	at New Jersey	3	L
Apr. 24	Pittsburgh	4	at New Jersey	1	W
Apr. 25	New Jersey	2	at Pittsburgh	4	W
Apr. 27	New Jersey	4	at Pittsburgh	2	L
Apr. 30	Pittsburgh	3	at New Jersey	4	L
May 2	New Jersey	2	at Pittsburgh	3 (OT)	W
May 4	Pittsburgh	4	at New Jersey	2	W

**Eastern Conference Semifinals vs. Toronto  
(TOR won series, 4-2)**

May 7	Pittsburgh	2	at Toronto	0	W
May 9	Pittsburgh	2	at Toronto	4	L
May 11	Toronto	3	at Pittsburgh	4	W
May 13	Toronto	3	at Pittsburgh	2 (OT)	L
May 15	Pittsburgh	1	at Toronto	4	L
May 17	Toronto	4	at Pittsburgh	3 (OT)	L

**2000 Eastern Conference Quarterfinals vs. Washington  
(PIT won series, 4-1)**

Apr. 13	Pittsburgh	7	at Washington	0	W
Apr. 15	Washington	1	at Pittsburgh	2 (OT)	W
Apr. 17	Washington	3	at Pittsburgh	4	W
Apr. 19	Pittsburgh	2	at Washington	3	L
Apr. 21	Pittsburgh	2	at Washington	1	W

**Eastern Conference Semifinals vs. Philadelphia  
(PHI won series, 4-2)**

Apr. 27	Pittsburgh	2	at Philadelphia	0	W
Apr. 29	Pittsburgh	4	at Philadelphia	1	W
May 2	Philadelphia	4	at Pittsburgh	3 (OT)	L
May 4	Philadelphia	2	at Pittsburgh	1 (5OT)	L
May 7	Pittsburgh	3	at Philadelphia	6	L
May 9	Philadelphia	2	at Pittsburgh	1	L

**2001 Eastern Conference Quarterfinals vs. Washington  
(PIT won series, 4-2)**

Apr. 12	Pittsburgh	0	at Washington	1	L
Apr. 14	Pittsburgh	2	at Washington	1	W
Apr. 16	Washington	0	at Pittsburgh	3	W
Apr. 18	Washington	4	at Pittsburgh	3 (OT)	L
Apr. 21	Pittsburgh	2	at Washington	1	W
Apr. 23	Washington	3	at Pittsburgh	4 (OT)	W

**Eastern Conference Semifinals vs. Buffalo  
(PIT won series, 4-3)**

Apr. 26	Pittsburgh	3	at Buffalo	0	W
Apr. 28	Pittsburgh	3	at Buffalo	1	W
Apr. 30	Buffalo	4	at Pittsburgh	1	L
May 2	Buffalo	5	at Pittsburgh	2	L
May 5	Pittsburgh	2	at Buffalo	3 (OT)	L
May 8	Buffalo	2	at Pittsburgh	3 (OT)	W
May 10	Pittsburgh	3	at Buffalo	2 (OT)	W

**Eastern Conference Final vs. New Jersey  
(NJD won series, 4-1)**

May 12	Pittsburgh	1	at New Jersey	3	L
May 15	Pittsburgh	4	at New Jersey	2	W
May 17	New Jersey	3	at Pittsburgh	0	L
May 19	New Jersey	5	at Pittsburgh	0	L
May 22	Pittsburgh	2	at New Jersey	4	L

**2002 Did Not Qualify For Playoffs****2003 Did Not Qualify For Playoffs****2004 Did Not Qualify For Playoffs****2005 No Season****2006 Did Not Qualify For Playoffs****2007 Eastern Conference Quarterfinals vs. Ottawa  
(OTT won series, 4-1)**

Apr. 11	Pittsburgh	3	at Ottawa	6	L
Apr. 14	Pittsburgh	4	at Ottawa	3	W
Apr. 15	Ottawa	4	at Pittsburgh	2	L
Apr. 17	Ottawa	2	at Pittsburgh	1	L
Apr. 19	Pittsburgh	0	at Ottawa	3	L

**2008 Eastern Conference Quarterfinals vs. Ottawa  
(PIT won series, 4-0)**

Apr. 9	Ottawa	0	at Pittsburgh	4	W
Apr. 11	Ottawa	3	at Pittsburgh	5	W
Apr. 14	Pittsburgh	4	at Ottawa	1	W
Apr. 16	Pittsburgh	3	at Ottawa	1	W

**Eastern Conference Semifinals vs. NY Rangers  
(PIT won series, 4-1)**

Apr. 25	NY Rangers	4	at Pittsburgh	5	W
Apr. 27	NY Rangers	0	at Pittsburgh	2	W
Apr. 29	Pittsburgh	5	at NY Rangers	3	W
May 1	Pittsburgh	0	at NY Rangers	3	L
May 4	NY Rangers	2	at Pittsburgh	3 (OT)	W

**Eastern Conference Final vs. Philadelphia  
(PIT won series, 4-1)**

May 9	Philadelphia	2	at Pittsburgh	4	W
May 11	Philadelphia	2	at Pittsburgh	4	W
May 13	Pittsburgh	4	at Philadelphia	1	W
May 15	Pittsburgh	2	at Philadelphia	4	L
May 18	Philadelphia	0	at Pittsburgh	6	W

**Stanley Cup Final vs. Detroit  
(DET won series, 4-2)**

May 24	Pittsburgh	0	at Detroit	4	L
May 26	Pittsburgh	0	at Detroit	3	L
May 28	Detroit	2	at Pittsburgh	3	W
May 31	Detroit	2	at Pittsburgh	1	L
June 2	Pittsburgh	4	at Detroit	3 (3OT)	W
June 4	Detroit	3	at Pittsburgh	2	L

**2009 Eastern Conference Quarterfinals vs. Philadelphia**  
**[PIT won series, 4-2]**

Apr. 15	Philadelphia	1	at Pittsburgh	4	W
Apr. 17	Philadelphia	2	at Pittsburgh	3 (OT)	W
Apr. 19	Pittsburgh	3	at Philadelphia	6	L
Apr. 21	Pittsburgh	3	at Philadelphia	1	W
Apr. 23	Philadelphia	3	at Pittsburgh	0	L
Apr. 25	Pittsburgh	5	at Philadelphia	3	W

**Eastern Conference Semifinals vs. Washington**  
**[PIT won series, 4-3]**

May 2	Pittsburgh	2	at Washington	3	L
May 4	Pittsburgh	3	at Washington	4	L
May 6	Washington	2	at Pittsburgh	3 (OT)	W
May 8	Washington	3	at Pittsburgh	5	W
May 9	Pittsburgh	4	at Washington	3 (OT)	W
May 11	Washington	5	at Pittsburgh	4 (OT)	L
May 13	Pittsburgh	6	at Washington	2	W

**Eastern Conference Final vs. Carolina**  
**[PIT won series, 4-0]**

May 18	Carolina	2	at Pittsburgh	3	W
May 21	Carolina	4	at Pittsburgh	7	W
May 23	Pittsburgh	6	at Carolina	2	W
May 26	Pittsburgh	4	at Carolina	1	W

**Stanley Cup Final vs. Detroit**  
**[PIT won series, 4-3]**

May 30	Pittsburgh	1	at Detroit	3	L
May 31	Pittsburgh	1	at Detroit	3	L
June 2	Detroit	2	at Pittsburgh	4	W
June 4	Detroit	2	at Pittsburgh	4	W
June 6	Pittsburgh	0	at Detroit	5	L
June 9	Detroit	1	at Pittsburgh	2	W
June 12	Pittsburgh	2	at Detroit	1	W

**2010 Eastern Conference Quarterfinals vs. Ottawa**  
**[PIT won series, 4-2]**

Apr. 14	Ottawa	5	at Pittsburgh	4	L
Apr. 16	Ottawa	1	at Pittsburgh	2	W
Apr. 18	Pittsburgh	4	at Ottawa	2	W
Apr. 20	Pittsburgh	7	at Ottawa	4	W
Apr. 22	Ottawa	4	at Pittsburgh	3 (3OT)	L
Apr. 24	Pittsburgh	4	at Ottawa	3 (OT)	W

**Eastern Conference Semifinals vs. Montreal**  
**[MTL won series, 4-3]**

Apr. 30	Montreal	3	at Pittsburgh	6	W
May 2	Montreal	3	at Pittsburgh	1	L
May 4	Pittsburgh	2	at Montreal	0	W
May 6	Pittsburgh	2	at Montreal	3	L
May 8	Montreal	1	at Pittsburgh	2	W
May 10	Pittsburgh	3	at Montreal	4	L
May 12	Montreal	5	at Pittsburgh	2	L

**2011 Eastern Conference Quarterfinals vs. Tampa Bay**  
**[TBL won series, 4-3]**

Apr. 13	Tampa Bay	0	at Pittsburgh	3	W
Apr. 15	Tampa Bay	5	at Pittsburgh	1	L
Apr. 18	Pittsburgh	3	at Tampa Bay	2	W
Apr. 20	Pittsburgh	3	at Tampa Bay	2 (2OT)	W
Apr. 23	Tampa Bay	8	at Pittsburgh	2	L
Apr. 25	Pittsburgh	2	at Tampa Bay	4	L
Apr. 27	Tampa Bay	1	at Pittsburgh	0	L

**2012 Eastern Conference Quarterfinals vs. Philadelphia**  
**[PHI won series, 4-2]**

Apr. 11	Philadelphia	4	at Pittsburgh	3 (OT)	L
Apr. 13	Philadelphia	8	at Pittsburgh	5	L
Apr. 15	Pittsburgh	4	at Philadelphia	8	L
Apr. 18	Pittsburgh	10	at Philadelphia	3	W
Apr. 20	Philadelphia	2	at Pittsburgh	3	W
Apr. 22	Pittsburgh	1	at Philadelphia	5	L

**2013 Eastern Conference Quarterfinals vs. NY Islanders**  
**[PIT won series, 4-2]**

May 1	NY Islanders	0	at Pittsburgh	5	W
May 3	NY Islanders	4	at Pittsburgh	3	L
May 5	Pittsburgh	5	at NY Islanders	4 (OT)	W
May 7	Pittsburgh	4	at NY Islanders	6	L
May 9	NY Islanders	0	at Pittsburgh	4	W
May 11	Pittsburgh	4	at NY Islanders	3 (OT)	W

**Eastern Conference Semifinals vs. Ottawa**  
**[PIT won series, 4-1]**

May 14	Ottawa	1	at Pittsburgh	4	W
May 17	Ottawa	3	at Pittsburgh	4	W
May 19	Pittsburgh	1	at Ottawa	2 (2OT)	L
May 22	Pittsburgh	7	at Ottawa	3	W
May 24	Ottawa	2	at Pittsburgh	6	W

**Eastern Conference Final vs. Boston**  
**[BOS won series, 4-0]**

June 1	Boston	3	at Pittsburgh	0	L
June 3	Boston	6	at Pittsburgh	1	L
June 5	Pittsburgh	1	at Boston	2 (2OT)	L
June 7	Pittsburgh	0	at Boston	1	L

**2014 Eastern Conference First Round vs. Columbus**  
**[PIT won series, 4-2]**

Apr. 16	Columbus	3	at Pittsburgh	4	W
Apr. 19	Columbus	4	at Pittsburgh	3 (2OT)	L
Apr. 21	Pittsburgh	4	at Columbus	3	W
Apr. 23	Pittsburgh	3	at Columbus	4 (OT)	L
Apr. 26	Columbus	1	at Pittsburgh	3	W
Apr. 28	Pittsburgh	4	at Columbus	3	W

**Eastern Conference Second Round vs. NY Rangers**  
**[NYR won series, 4-3]**

May 2	NY Rangers	3	at Pittsburgh	2 (OT)	L
May 4	NY Rangers	0	at Pittsburgh	3	W
May 5	Pittsburgh	2	at NY Rangers	0	W
May 7	Pittsburgh	4	at NY Rangers	2	W
May 9	NY Rangers	5	at Pittsburgh	1	L
May 11	Pittsburgh	1	at NY Rangers	3	L
May 13	NY Rangers	2	at Pittsburgh	1	L

**2015 Eastern Conference First Round vs. NY Rangers**  
**[NYR won series, 4-1]**

Apr. 16	Pittsburgh	1	at NY Rangers	2	L
Apr. 18	Pittsburgh	4	at NY Rangers	3	W
Apr. 20	NY Rangers	2	at Pittsburgh	1	L
Apr. 22	NY Rangers	2	at Pittsburgh	1 (OT)	L
Apr. 24	Pittsburgh	1	at NY Rangers	2 (OT)	L

**2016 Eastern Conference First Round vs. NY Rangers**  
**[PIT won series, 4-1]**

Apr. 13	NY Rangers	2	at Pittsburgh	5	W
Apr. 16	NY Rangers	4	at Pittsburgh	2	L
Apr. 19	Pittsburgh	3	at NY Rangers	1	W
Apr. 21	Pittsburgh	5	at NY Rangers	0	W
Apr. 23	NY Rangers	3	at Pittsburgh	6	W

**Eastern Conference Second Round vs. Washington****[PIT won series, 4-2]**

Apr. 28	Pittsburgh	3	at Washington	4 (OT)	L
Apr. 30	Pittsburgh	2	at Washington	1	W
May 2	Washington	2	at Pittsburgh	3	W
May 4	Washington	2	at Pittsburgh	3 (OT)	W
May 7	Pittsburgh	1	at Washington	3	L
May 10	Washington	3	at Pittsburgh	4 (OT)	W

**Eastern Conference Final vs. Tampa Bay****[PIT won series, 4-3]**

May 13	Tampa Bay	3	at Pittsburgh	1	L
May 16	Tampa Bay	2	at Pittsburgh	3 (OT)	W
May 18	Pittsburgh	4	at Tampa Bay	2	W
May 20	Pittsburgh	3	at Tampa Bay	4	L
May 22	Tampa Bay	4	at Pittsburgh	3 (OT)	L
May 24	Pittsburgh	5	at Tampa Bay	2	W
May 26	Tampa Bay	1	at Pittsburgh	2	W

**Stanley Cup Final vs. San Jose****[PIT won series, 4-2]**

May 30	San Jose	2	at Pittsburgh	3	W
June 1	San Jose	1	at Pittsburgh	2 (OT)	W
June 4	Pittsburgh	2	at San Jose	3 (OT)	L
June 6	Pittsburgh	3	at San Jose	1	W
June 9	San Jose	4	at Pittsburgh	2	L
June 12	Pittsburgh	3	at San Jose	1	W

# PITTSBURGH PENGUINS PLAYOFF RECORDS

## All-Time Against Opponents

OPPONENT	SERIES	W	L	GP	W	L	GF	GA	LAST	SERIES
Washington	9	8	1	55	34	21	180	158	2016	SR - Won 4-2
NY Rangers	7	5	2	37	24	13	122	93	2016	FR - Won 4-1
Philadelphia	6	2	4	35	16	19	115	121	2012	CQF - Lost 4-2
New Jersey	5	3	2	29	14	15	80	86	2001	CF - Lost 4-1
Boston	5	2	3	23	10	13	69	74	2013	CF - Lost 4-0
Ottawa	4	3	1	20	13	7	72	53	2013	CSF - Won 4-1
NY Islanders	4	1	3	25	12	13	83	84	2013	CQF - Won 4-2
St. Louis	3	1	2	13	6	7	40	45	1981	PR - Lost 3-2
Toronto	3	0	3	12	4	8	27	39	1999	CSF - Lost 4-2
Buffalo	2	2	0	10	6	4	26	26	2001	CSF - Won 4-3
Chicago	2	1	1	8	4	4	23	24	1992	F - Won 4-0
Detroit	2	1	1	13	6	7	24	34	2009	F - Won 4-3
Tampa Bay	2	1	1	14	7	7	35	40	2016	CF - Won 4-3
Montreal	2	0	2	13	5	8	33	37	2010	CSF - Lost 4-3
Columbus	1	1	0	6	4	2	21	18	2014	FR - Won 4-2
Minnesota	1	1	0	6	4	2	28	16	1991	F - Won 4-2
Oakland	1	1	0	4	4	0	13	6	1970	QF - Won 4-0
San Jose	1	1	0	6	4	2	15	12	2016	F - Won 4-2
Florida	1	0	1	7	3	4	15	20	1996	CF - Lost 4-3
Carolina	1	1	0	4	4	0	20	9	2009	CF - Won 4-0
<b>TOTAL</b>	<b>62</b>	<b>35</b>	<b>27</b>	<b>340</b>	<b>184</b>	<b>156</b>	<b>1041</b>	<b>995</b>		

## Coaches' Playoff Records

COACHES	SERIES	W-L	GAMES	W-L
Dan Bylsma	13	8-5	78	43-35
Scott Bowman	6	5-1	33	23-10
Eddie Johnston	8	3-5	46	22-24
Mike Sullivan	4	4-0	24	16-8
Bob Johnson	4	4-0	24	16-8
Michel Therrien	5	3-2	25	15-10
Ivan Hlinka	3	2-1	18	9-9
Kevin Constantine	3	1-2	19	8-11
Gene Ubriaco	2	1-1	11	7-4
Herb Brooks	2	1-1	11	6-5
Red Kelly	3	1-2	14	6-8
Marc Bolieau	2	1-1	9	5-4
Johnny Wilson	3	1-2	12	4-8
Ken Schinkel	2	0-2	6	2-4
Mike Johnston	1	0-1	5	1-4
Craig Patrick	1	0-1	5	1-4
<b>TOTAL</b>	<b>62</b>	<b>35-27</b>	<b>340</b>	<b>184-156</b>

## Records By Game

	OVERALL	HOME	ROAD
Game One	29-33	22-15	7-18
Game Two	37-25	26-12	11-13
Game Three	38-23	13-11	25-12
Game Four	29-29	9-13	20-16
Game Five	25-24	18-10	7-14
Game Six	18-15	8-5	10-10
Game Seven	8-7	3-7	5-0
<b>TOTAL</b>	<b>184-156</b>	<b>99-73</b>	<b>85-83</b>

## Records By Series

SERIES	PLAYED	W-L
Record in Stanley Cup Final	5	4-1
Record in Semifinals/Conference Finals	9	5-4
Record in Quarterfinals/Division Finals/Conference Semifinals/Second Round	19	9-10
Record in Preliminary Round/Division Semifinals/Conference Quarterfinals/First Round	31	18-13
Record in Two-Game Series	1	1-0
Record in Three-Game Series	3	1-2
Record in Four-Game Series	9	6-3
Record in Five-Game Series	16	8-8
Record in Six-Game Series	18	11-7
Record in Seven-Game Series	15	8-7

## Miscellaneous Playoff Records

Years in the Playoffs	31	
Most Consecutive Years	11	1991 to 2001
Most Consecutive Wins	14	5/9/92 to 4/22/93*
Most Consecutive Home Wins	9	4/9/08 to 5/2/08
		5/9/92 to 4/26/93
Most Consecutive Road Wins	6	5/11/92 to 4/22/93

\*NHL Record



## All-Time Playoff Records

GAMES PLAYED	GOALS	GAME-WINNING GOALS	SHUTOUTS
1. Jagr 140	1. Lemieux 76	1. Jagr 14	<b>1. FLEURY 8</b>
<b>2. CROSBY 124</b>	2. Jagr 65	2. Lemieux 11	2. Barrasso 6
<b>MALKIN 124</b>	<b>3. CROSBY 49</b>	<b>3. MALKIN 10</b>	3. Hedberg 2
<b>4. LETANG 116</b>	<b>4. MALKIN 48</b>	<b>4. CROSBY 9</b>	Tugnutt 2
5. Lemieux 107	5. Stevens 46	Stevens 9	<b>5. MURRAY 1</b>
<b>6. KUNITZ 106</b>	6. Francis 32	6. Francis 8	Vokoun 1
7. Stevens 103		7. Kennedy 6	Wregget 1
8. Barrasso 101			Pietrangelo 1
<b>9. FLEURY 100</b>			Plasse 1
10. Francis 97			
	ASSISTS	WINS	
	1. Lemieux 96	1. Barrasso 56	
	<b>2. CROSBY 88</b>	<b>2. FLEURY 53</b>	
	3. Jagr 82	<b>3. MURRAY 15</b>	
	<b>4. MALKIN 81</b>	4. Wregget 13	
	5. Francis 68	5. Hedberg 9	
	6. Stevens 60	6. Vokoun 6	
		Tugnutt 6	
	SHORTHANDED GOALS	GOALS-AGAINST AVG.	
	1. Lemieux 7	1. Tugnutt 1.77	
	2. Dupuis 2	2. Vokoun 2.01	
	Jagr 2	<b>3. MURRAY 2.08</b>	
	Errey 2	4. Binkley 2.10	
	Olczyk 2	5. Hedberg 2.30	
		<b>6. FLEURY 2.66</b>	

## All-Time Goaltenders' Playoff Records

PLAYER	GP	MP	GF	GA	ENG	SO	SAVES	GAA	W-L
Jean-Sebastien Aubin	1	1	0	0	0	0	0	0.00	0-0
Jocelyn Thibault	1	8	2	0	0	0	1	0.00	0-0
Mathieu Garon	1	24	0	0	0	0	8	0.00	0-0
Wendell Young	1	39	1	1	0	0	10	1.54	0-0
Ron Tugnutt	11	746	29	22	0	2	376	1.77	6-5
Tomas Vokoun	11	685	31	23	0	1	322	2.01	6-5
<b>Matt Murray</b>	<b>21</b>	<b>1267</b>	<b>60</b>	<b>44</b>	<b>1</b>	<b>1</b>	<b>531</b>	<b>2.08</b>	<b>15-6</b>
Les Binkley	7	428	18	15	0	0	183	2.10	5-2
Johan Hedberg	18	1123	38	43	1	2	439	2.30	9-9
<b>Marc-Andre Fleury</b>	<b>100</b>	<b>6007</b>	<b>295</b>	<b>266</b>	<b>7</b>	<b>8</b>	<b>2549</b>	<b>2.66</b>	<b>53-45</b>
Gary Inness	9	540	27	24	3	0	273	2.67	5-4
Michel Plasse	3	180	3	8	0	1	85	2.67	1-2
Ken Wregget	26	1597	82	78	5	1	816	2.86	13-12
Tom Barrasso	101	5918	334	287	12	6	2523	2.91	56-42
Peter Skudra	1	20	2	1	0	0	10	3.00	0-0
Jeff Zatkoff	2	117	7	6	0	0	59	3.08	1-1
Frank Pietrangelo	5	288	19	15	1	1	133	3.13	4-1
Al Smith	3	180	5	10	0	0	79	3.33	1-2
Denis Herron	10	601	26	35	3	0	298	3.49	3-7
Jim Rutherford	4	240	8	14	0	0	131	3.50	0-4
Greg Millen	10	625	35	40	1	0	297	3.84	4-6
Michel Dion	5	310	13	22	0	0	164	4.26	2-3
Brent Johnson	3	85	4	7	0	0	21	4.94	0-0

# PLAYER RECORDS

## Career

Games Played	140	Jaromir Jagr
Goals	76	Mario Lemieux
Assists	96	Mario Lemieux
Points	172	Mario Lemieux
Penalty Minutes	170	Kevin Stevens
Power-Play Goals	29	Mario Lemieux
Games Played, Goalie	101	Tom Barrasso
Wins	56	Tom Barrasso
Goals-Against Average	1.77	Ron Tugnutt
Minutes Played	6,007	Marc-Andre Fleury

## Period

Goals	4	4/25/89 vs. Philadelphia	Mario Lemieux*
Assists	3	5/8/95 vs. Washington 4/19/91 vs. Washington 4/25/89 vs. Philadelphia	Ron Francis Paul Coffey Mario Lemieux
Points	4	4/23/92 vs. Washington 4/25/89 vs. Philadelphia	Lemieux (2+2)* Lemieux (4+0)*
Shots	7	4/16/08 at Ottawa 4/11/91 vs. New Jersey	Marian Hossa Larry Murphy
Penalties	6	4/13/80 at Boston	Kim Clackson
PIMs	26	4/13/80 at Boston	Kim Clackson
Saves	27	4/21/97 vs. Philadelphia	Ken Wregget

\*NHL record

## Series

Goals	9	1989 vs. Philadelphia	Mario Lemieux
Assists	11	1995 vs. Washington	Ron Francis
Points	17	1992 vs. Washington	Mario Lemieux
PIMs	43	1989 vs. NY Rangers 1970 vs. St. Louis	Randy Hillier Tracy Pratt

## Year

Goals	17	1991	Kevin Stevens
Assists	28	1991	Mario Lemieux
Points	44	1991	Mario Lemieux
Penalty Minutes	66	1989	Phil Bourque
Power-Play Goals	8	1992	Mario Lemieux
Game-Winning Goals	5	1992	Mario Lemieux
Shots	104	2009	Evgeni Malkin
Goals, Defenseman	5	2010	Kris Letang
		1991	Larry Murphy
Assists, Defenseman	18	1991	Larry Murphy
Points, Defenseman	23	1991	Larry Murphy
Saves	686	2009	Marc-Andre Fleury

## Game

Goals	5	4/25/89 vs. Philadelphia	Mario Lemieux
Assists	4	Nine Times - Last Time 5/22/13 at Ottawa	Kris Letang
Points	8	4/25/89 vs. Philadelphia	Lemieux (5+3)*
Shots	12	4/24/96 at Washington 4/29/92 vs. Washington	Jaromir Jagr Kevin Stevens
Penalties	8	4/13/80 at Boston	Kim Clackson
PIMs	32	4/19/70 at St. Louis	Tracy Pratt
Saves	70	5/4/00 vs. Philadelphia	Ron Tugnutt

\*NHL record

## Streaks

Goals	7 games	4/26/96-5/11/96 5/3/91-5/17/91	Mario Lemieux (10) Mario Lemieux (8)
Assists	10 games	4/19/91-5/11/91	Mario Lemieux (16)
Points	15 games	4/13/91-5/17/91	Mario Lemieux (11+18)

# OVERTIME GAMES

DATE	PLAYER	TIME	OPPONENT	GAME #	RESULT	SCORE
6/4/16	Joonas Donskoi	12:18	at San Jose	Game 3	L	2-3
6/1/16	<b>Conor Sheary</b>	<b>2:35</b>	<b>vs. San Jose</b>	<b>Game 2</b>	<b>W</b>	<b>2-1</b>
5/22/16	Tyler Johnson	0:53	vs. Tampa Bay	Game 5	L	3-4
5/16/16	<b>Sidney Crosby</b>	<b>0:40</b>	<b>vs. Tampa Bay</b>	<b>Game 2</b>	<b>W</b>	<b>3-2</b>
5/10/16	<b>Nick Bonino</b>	<b>6:32</b>	<b>vs. Washington</b>	<b>Game 6</b>	<b>W</b>	<b>4-3</b>
5/4/16	<b>Patric Hornqvist</b>	<b>2:34</b>	<b>vs. Washington</b>	<b>Game 4</b>	<b>W</b>	<b>3-2</b>
4/28/16	T.J. Oshie	9:33	at Washington	Game 1	L	3-4
4/24/15	Carl Hagelin	10:52	at NY Rangers	Game 5	L	1-2
4/22/15	Kevin Hayes	3:14	vs. NY Rangers	Game 4	L	1-2
5/2/14	Derick Brassard	3:06	vs. NY Rangers	Game 1	L	2-3
4/23/14	Nick Foligno	2:49	at Columbus	Game 4	L	3-4
4/19/14	Matt Calvert	21:10	vs. Columbus	Game 2	L	3-4
6/5/13	Patrice Bergeron	35:19	at Boston	Game 3	L	1-2
5/19/13	Colin Greening	27:39	at Ottawa	Game 3	L	1-2
5/11/13	<b>Brooks Orpik</b>	<b>7:49</b>	<b>at NY Islanders</b>	<b>Game 6</b>	<b>W</b>	<b>4-3</b>
5/5/13	<b>Chris Kunitz</b>	<b>8:44</b>	<b>at NY Islanders</b>	<b>Game 3</b>	<b>W</b>	<b>5-4</b>
4/11/12	Jakub Voracek	2:23	vs. Philadelphia	Game 1	L	3-4
4/20/11	<b>James Neal</b>	<b>23:38</b>	<b>at Tampa Bay</b>	<b>Game 4</b>	<b>W</b>	<b>3-2</b>
4/24/10	<b>Pascal Dupuis</b>	<b>9:56</b>	<b>at Ottawa</b>	<b>Game 6</b>	<b>W</b>	<b>4-3</b>
4/22/10	Matt Carkner	47:06	vs. Ottawa	Game 5	L	3-4
5/11/09	David Steckel	6:22	vs. Washington	Game 6	L	4-5
5/9/09	<b>Evgeni Malkin</b>	<b>3:28</b>	<b>at Washington</b>	<b>Game 5</b>	<b>W</b>	<b>4-3</b>
5/6/09	<b>Kris Letang</b>	<b>11:23</b>	<b>vs. Washington</b>	<b>Game 3</b>	<b>W</b>	<b>3-2</b>
4/17/09	<b>Bill Guerin</b>	<b>18:29</b>	<b>vs. Philadelphia</b>	<b>Game 2</b>	<b>W</b>	<b>3-2</b>
6/2/08	<b>Petr Sykora</b>	<b>49:57</b>	<b>at Detroit</b>	<b>Game 5</b>	<b>W</b>	<b>4-3</b>
5/4/08	<b>Marian Hossa</b>	<b>7:10</b>	<b>vs. NY Rangers</b>	<b>Game 5</b>	<b>W</b>	<b>3-2</b>
5/10/01	<b>Darius Kasparaitis</b>	<b>13:01</b>	<b>at Buffalo</b>	<b>Game 7</b>	<b>W</b>	<b>3-2</b>
5/8/01	<b>Martin Straka</b>	<b>11:29</b>	<b>vs. Buffalo</b>	<b>Game 6</b>	<b>W</b>	<b>3-2</b>
5/5/01	Stu Barnes	8:34	at Buffalo	Game 5	L	2-3
4/23/01	<b>Martin Straka</b>	<b>13:04</b>	<b>vs. Washington</b>	<b>Game 6</b>	<b>W</b>	<b>4-3</b>

OVERALL OVERTIME RECORD: 28-27 HOME OVERTIME RECORD: 17-16 ROAD OVERTIME RECORD: 11-11

## OVERTIME GAMES CONTINUED

DATE	PLAYER	TIME	OPPONENT	GAME #	RESULT	SCORE
4/18/01	Jeff Halpern	4:01	vs. Washington	Game 4	L	3-4
5/4/00	Keith Primeau	92:01	vs. Philadelphia	Game 4	L	1-2
5/2/00	Andy Delmore	11:01	vs. Philadelphia	Game 3	L	3-4
4/15/00	<b>Jaromir Jagr</b>	<b>5:49</b>	<b>vs. Washington</b>	<b>Game 2</b>	<b>W</b>	<b>2-1</b>
5/17/99	Garry Valk	1:58	vs. Toronto	Game 6	L	3-4
5/13/99	Sergei Berezin	2:18	vs. Toronto	Game 4	L	2-3
5/2/99	<b>Jaromir Jagr</b>	<b>8:59</b>	<b>vs. New Jersey</b>	<b>Game 6</b>	<b>W</b>	<b>3-2</b>
4/23/98	Benoit Brunet	18:43	vs. Montreal	Game 1	L	2-3
4/24/96	<b>Petr Nedved</b>	<b>79:15</b>	<b>at Washington</b>	<b>Game 4</b>	<b>W</b>	<b>3-2</b>
5/26/95	Neil Broten	18:36	at New Jersey	Game 4	L	1-2
5/14/95	<b>Luc Robitaille</b>	<b>4:30</b>	<b>vs. Washington</b>	<b>Game 5</b>	<b>W</b>	<b>6-5</b>
5/14/93	David Volek	5:16	vs. NY Islanders	Game 7	L	3-4
5/17/92	<b>Jaromir Jagr</b>	<b>9:44</b>	<b>vs. Boston</b>	<b>Game 1</b>	<b>W</b>	<b>4-3</b>
5/9/92	<b>Ron Francis</b>	<b>2:47</b>	<b>vs. NY Rangers</b>	<b>Game 4</b>	<b>W</b>	<b>5-4</b>
5/7/92	Kris King	1:29	vs. NY Rangers	Game 3	L	5-6
5/3/91	Vladimir Ruzicka	8:14	at Boston	Game 2	L	4-5
4/19/91	<b>Kevin Stevens</b>	<b>8:10</b>	<b>vs. Washington</b>	<b>Game 2</b>	<b>W</b>	<b>7-6</b>
4/5/91	<b>Jaromir Jagr</b>	<b>8:52</b>	<b>vs. New Jersey</b>	<b>Game 2</b>	<b>W</b>	<b>5-4</b>
4/21/89	<b>Phil Bourque</b>	<b>12:08</b>	<b>at Philadelphia</b>	<b>Game 3</b>	<b>W</b>	<b>4-3</b>
4/13/82	John Tonelli	6:10	at NY Islanders	Game 5	L	3-4
4/10/82	<b>Rick Kehoe</b>	<b>4:14</b>	<b>vs. NY Islanders</b>	<b>Game 3</b>	<b>W</b>	<b>2-1</b>
4/14/81	Mike Crombeen	25:16	at St. Louis	Game 5	L	3-4
4/14/79	<b>George Ferguson</b>	<b>0:47</b>	<b>at Buffalo</b>	<b>Game 3</b>	<b>W</b>	<b>4-3</b>
4/9/72	Pit Martin	0:12	vs. Chicago	Game 4	L	5-6
4/12/70	<b>Michel Briere</b>	<b>8:28</b>	<b>at Oakland</b>	<b>Game 4</b>	<b>W</b>	<b>3-2</b>

OVERALL OVERTIME RECORD: 28-27 HOME OVERTIME RECORD: 17-16 ROAD OVERTIME RECORD: 11-11

# PLAYOFF SCORING

PLAYER	GP	G	A	PTS	PIMS	PLAYER	GP	G	A	PTS	PIMS
1. Mario Lemieux	107	76	96	172	87	49. Ron Schock	29	2	12	14	23
2. Jaromir Jagr	140	65	82	147	121	50. Bob Errey	49	9	4	13	51
<b>3. SIDNEY CROSBY</b>	<b>124</b>	<b>49</b>	<b>88</b>	<b>137</b>	<b>61</b>	51. Jussi Jokinen	21	7	6	13	14
<b>4. EVGENI MALKIN</b>	<b>124</b>	<b>48</b>	<b>81</b>	<b>129</b>	<b>147</b>	52. Ron Stackhouse	32	5	8	13	38
5. Kevin Stevens	103	46	60	106	170	53. Mark Eaton	50	4	9	13	14
6. Ron Francis	97	32	68	100	67	54. Jiri Slegr	29	3	10	13	33
7. Larry Murphy	74	15	57	72	73	55. Brandon Sutter	33	8	4	12	4
<b>8. KRIS LETANG</b>	<b>116</b>	<b>18</b>	<b>50</b>	<b>68</b>	<b>119</b>	56. Craig Adams	77	7	5	12	64
<b>9. CHRIS KUNITZ</b>	<b>106</b>	<b>21</b>	<b>44</b>	<b>65</b>	<b>86</b>	57. Tomas Sandstrom	36	7	5	12	50
10. Martin Straka	65	19	27	46	30	58. Jarome Iginla	15	4	8	12	16
11. Sergei Gonchar	60	7	37	44	26	59. Paul Stanton	44	2	10	12	66
12. Mark Recchi	29	10	28	38	33	<b>60. OLLI MAATTA</b>	<b>31</b>	<b>0</b>	<b>11</b>	<b>11</b>	<b>4</b>
13. Rick Tocchet	32	15	22	37	68	61. Luc Robitaille	12	7	4	11	26
14. Jordan Staal	73	23	13	36	34	62. Gregg Sheppard	17	4	7	11	2
15. Maxime Talbot	66	14	19	33	87	63. John Cullen	20	3	8	11	36
16. Pascal Dupuis	77	14	19	33	44	64. Jock Callander	22	3	8	11	12
17. Joe Mullen	62	16	15	31	20	65. Pierre Larouche	15	2	9	11	2
18. Alex Kovalev	46	12	18	30	50	<b>66. CONOR SHEARY</b>	<b>23</b>	<b>4</b>	<b>6</b>	<b>10</b>	<b>8</b>
19. Tyler Kennedy	76	12	15	27	25	67. Lowell MacDonald	15	6	4	10	8
20. Marian Hossa	20	12	14	26	12	68. Petr Sykora	27	6	4	10	16
21. Paul Coffey	23	4	22	26	37	69. Janne Laukkanen	29	4	6	10	24
22. Phil Bourque	56	13	12	25	107	70. Andrew Ference	18	3	7	10	16
23. Bill Guerin	35	11	13	24	17	71. Alex Goligoski	15	2	8	10	2
24. Jan Hrdina	40	10	14	24	22	72. Ben Lovejoy	38	2	8	10	16
25. Paul Martin	43	3	21	24	14	73. J.J. Daigneault	17	1	9	10	36
26. Petr Nedved	23	11	12	23	28	<b>74. BRYAN RUST</b>	<b>23</b>	<b>6</b>	<b>3</b>	<b>9</b>	<b>6</b>
<b>27. PHIL KESSEL</b>	<b>24</b>	<b>10</b>	<b>12</b>	<b>22</b>	<b>4</b>	75. Dan Quinn	11	6	3	9	10
28. James Neal	38	11	11	22	50	76. Bob Kelly	15	6	3	9	23
29. Troy Loney	66	8	14	22	97	77. Bryan Smolinski	18	5	4	9	10
30. Matt Cooke	58	5	16	21	95	78. Aleksey Morozov	39	4	5	9	8
31. Rick Kehoe	37	4	17	21	2	79. Kip Miller	13	2	7	9	19
32. Rob Brown	41	9	10	19	34	80. Dave Roche	16	2	7	9	51
33. Robert Lang	45	7	12	19	6	81. Colin Campbell	19	2	7	9	51
<b>34. NICK BONINO</b>	<b>24</b>	<b>4</b>	<b>14</b>	<b>18</b>	<b>12</b>	82. Zarley Zalapski	11	1	8	9	13
35. Jean Pronovost	29	9	9	18	12	<b>83. BRIAN DUMOULIN</b>	<b>29</b>	<b>2</b>	<b>6</b>	<b>8</b>	<b>2</b>
36. Shawn McEachern	48	6	11	17	24	84. Michel Briere	10	5	3	8	17
<b>37. PATRIC HORNQVIST</b>	<b>29</b>	<b>11</b>	<b>5</b>	<b>16</b>	<b>12</b>	85. Mike Bullard	9	4	4	8	4
<b>38. CARL HAGELIN</b>	<b>24</b>	<b>6</b>	<b>10</b>	<b>16</b>	<b>14</b>	86. Gary Roberts	16	4	4	8	34
39. Ryan Malone	25	6	10	16	25	87. Syl Apps	19	4	4	8	23
40. Ulf Samuelsson	66	4	12	16	123	88. Kevin Hatcher	24	4	4	8	20
41. George Ferguson	22	4	11	15	13	89. German Titov	11	3	5	8	4
42. Matt Niskanen	39	3	12	15	25	90. Randy Cunneynworth	11	3	5	8	26
43. Brooks Orpik	92	2	13	15	88	91. Greg Malone	18	3	5	8	32
44. Sergei Zubov	18	1	14	15	26	92. Glen Murray	18	2	6	8	10
45. Rod Schutt	22	8	6	14	26	93. Ryan Whitney	25	2	6	8	31
46. Ruslan Fedotenko	32	7	7	14	8	94. Peter Taglianetti	39	1	7	8	83
47. Bryan Trottier	46	7	7	14	57	95. Rob Scuderi	67	1	7	8	16
48. Randy Carlyle	22	6	8	14	41	96. Peter Lee	19	0	8	8	4

## PITTSBURGH PENGUINS PLAYOFF SCORING

PLAYER	GP	G	A	PTS	PIMS	PLAYER	GP	G	A	PTS	PIMS
97. Chris Tamer	37	0	8	8	52	147. Keith McCreary	11	0	4	4	6
98. Ken Schinkel	13	6	1	7	4	148. Fredrik Olausson	11	0	4	4	2
99. Vic Hadfield	10	5	2	7	11	149. Bob Leiter	4	3	0	3	0
100. Mark Johnson	10	4	3	7	6	150. Jim Hamilton	6	3	0	3	0
101. Stu Barnes	11	3	4	7	2	151. Eddie Olczyk	11	3	0	3	16
102. Paul Gardner	10	2	5	7	10	152. Andre St. Laurent	5	2	1	3	8
103. Dean Prentice	12	2	5	7	8	153. Brian Gibbons	8	2	1	3	2
104. Scott Young	17	1	6	7	2	154. Blair Chapman	10	2	1	3	9
105. Ian Moran	61	1	6	7	20	155. Troy Murray	12	2	1	3	12
106. Kjell Samuelsson	44	0	7	7	72	156. Lee Stempniak	13	2	1	3	6
107. Tom Barrasso	101	0	7	7	36	157. Douglas Murray	15	2	1	3	32
<b>108. MATT CULLEN</b>	<b>24</b>	<b>4</b>	<b>2</b>	<b>6</b>	<b>8</b>	158. Brad Werenka	19	2	1	3	14
<b>109. TREVOR DALEY</b>	<b>15</b>	<b>1</b>	<b>5</b>	<b>6</b>	<b>10</b>	159. Rene Corbet	24	2	1	3	21
110. Gary McAdam	12	3	3	6	9	160. Jarkko Ruutu	25	2	1	3	36
111. Steve Sullivan	6	2	4	6	4	161. Chris Joseph	25	2	1	3	20
112. Chuck Arnason	9	2	4	6	4	162. Wally Boyer	10	1	2	3	0
113. Beau Bennett	21	2	4	6	8	163. Dunc McCallum	10	1	2	3	12
114. Jiri Hrdina	35	2	4	6	22	164. Bob Woytowich	10	1	2	3	2
115. Miroslav Satan	17	1	5	6	11	165. Georges Laraque	17	1	2	3	4
116. Mike Ramsey	13	0	6	6	4	166. Jason Woolley	5	0	3	3	0
<b>117. TOM KUHNHACKL</b>	<b>24</b>	<b>2</b>	<b>3</b>	<b>5</b>	<b>0</b>	167. Greg Hotham	5	0	3	3	6
<b>118. IAN COLE</b>	<b>29</b>	<b>1</b>	<b>4</b>	<b>5</b>	<b>22</b>	168. Jim Morrison	8	0	3	3	10
119. Orest Kindrachuk	7	4	1	5	7	169. Russ Anderson	10	0	3	3	28
120. Jeff Daniels	12	3	2	5	0	170. Bryan Hextall	14	0	3	3	43
121. Kevin Miller	18	3	2	5	8	171. Bob Boughner	29	0	3	3	37
122. Tyler Wright	30	3	2	5	40	172. Hal Gill	44	0	3	3	18
123. Ross Lonsberry	17	2	3	5	13	<b>173. M-A FLEURY</b>	<b>100</b>	<b>0</b>	<b>2</b>	<b>2</b>	<b>4</b>
124. Alexei Ponikarovsky	11	1	4	5	4	174. Mike Needham	14	2	0	2	4
125. Norm Maciver	12	1	4	5	8	175. Stan Gilbertson	3	1	1	2	2
126. Dave Tippett	12	1	4	5	14	176. Nick Libbett	5	1	1	2	0
127. Jim Paek	27	1	4	5	8	177. Rick MacLeish	5	1	1	2	0
128. Gord Roberts	43	1	4	5	95	178. Kevin McClelland	5	1	1	2	5
129. Tom Bladon	8	0	5	5	2	179. Nick Spaling	5	1	1	2	4
130. Jim Johnson	11	0	5	5	44	180. Bob Stewart	5	1	1	2	2
131. Josef Beranek	29	0	5	5	8	181. Dave Michayluk	7	1	1	2	0
<b>132. ERIC FEHR</b>	<b>23</b>	<b>3</b>	<b>1</b>	<b>4</b>	<b>6</b>	182. Pat Price	10	1	1	2	49
<b>133. JUSTIN SCHULTZ</b>	<b>15</b>	<b>0</b>	<b>4</b>	<b>4</b>	<b>0</b>	183. Brad Lauer	12	1	1	2	4
134. Pat Boutette	5	3	1	4	8	184. Mike Rupp	18	1	1	2	12
135. Arron Asham	10	3	1	4	12	185. Grant Jennings	38	1	1	2	38
136. Nick Harbaruk	14	3	1	4	20	186. Darryl Edestrand	4	0	2	2	0
137. Adam Hall	17	3	1	4	8	187. Greg Polis	4	0	2	2	0
138. Mario Faubert	10	2	2	4	6	188. Steve Downie	5	0	2	2	4
139. Duane Rupp	10	2	2	4	8	189. Michel Ouellet	5	0	2	2	6
140. Brenden Morrow	14	2	2	4	8	190. Glen Sather	10	0	2	2	17
141. Darius Kasparaitis	38	2	2	4	50	191. Gord Dineen	11	0	2	2	8
142. Philippe Boucher	9	1	3	4	4	192. Mark Letestu	11	0	2	2	0
143. Wayne Primeau	18	1	3	4	2	193. Zbynek Michalek	13	0	2	2	0
144. Dave Burrows	20	1	3	4	16	194. Val Fonteyne	14	0	2	2	2
145. Joe Dziedzic	21	1	3	4	23	195. Matthew Barnaby	24	0	2	2	64
146. Francois Leroux	33	1	3	4	34	196. Blake Comeau	5	1	0	1	8

## PITTSBURGH PENGUINS PLAYOFF SCORING

PLAYER	GP	G	A	PTS	PIMS
197. John Slaney	2	1	0	1	2
198. Len Barrie	4	1	0	1	8
199. Blake Comeau	5	1	0	1	8
200. Greg Johnson	5	1	0	1	2
201. Chris Conner	8	1	0	1	0
202. Peter Laframboise	9	1	0	1	0
203. Pat Falloon	10	1	0	1	2
204. Greg Andrusak	12	1	0	1	6
205. Bobby Dollas	13	1	0	1	6
206. Tanner Glass	13	1	0	1	8
207. Dan Kesa	13	1	0	1	0
208. Randy Gilhen	16	1	0	1	14
209. Pete Mahovlich	2	0	1	1	0
210. Don Awrey	3	0	1	1	0
211. Wayne Bianchin	3	0	1	1	6
212. Jacques Cossette	3	0	1	1	4
213. Dave McLlwain	3	0	1	1	0
214. Eric Tangradi	3	0	1	1	0
215. Ed Van Impe	3	0	1	1	2
216. Tim Horton	4	0	1	1	2
217. Al McDonough	4	0	1	1	0
218. Eddie Shack	4	0	1	1	15
219. Colby Armstrong	5	0	1	1	11
220. David Perron	5	0	1	1	4
221. Frank Pietrangelo	5	0	1	1	2
222. Gary Rissling	5	0	1	1	4
223. Greg Brown	6	0	1	1	4
224. Richard Park	6	0	1	1	4
225. Barry Wilkins	6	0	1	1	4
226. Marc Chorney	7	0	1	1	2
227. Bob Paradise	7	0	1	1	17
228. Robert Bortuzzo	8	0	1	1	4
229. Bob McManama	8	0	1	1	6
230. Dennis Owchar	8	0	1	1	6
231. Dave Hannan	8	0	1	1	4
232. Marcel Goc	9	0	1	1	4
233. Paul Baxter	10	0	1	1	42
234. Tracy Pratt	10	0	1	1	51
235. Alex Hicks	11	0	1	1	4
236. Marc Bergevin	12	0	1	1	2
237. Deryk Engelland	13	0	1	1	22
238. Dmitri Mironov	15	0	1	1	10
239. Randy Hillier	17	0	1	1	73
240. Neil Wilkinson	20	0	1	1	18
241. Joe Vitale	23	0	1	1	22
242. Ken Wregget	26	0	1	1	9
243. Hans Jonsson	27	0	1	1	14
<b>244. DERRICK POULIOT</b>	<b>2</b>	<b>0</b>	<b>0</b>	<b>0</b>	<b>2</b>
<b>245. OSKAR SUNDQVIST</b>	<b>2</b>	<b>0</b>	<b>0</b>	<b>0</b>	<b>0</b>
<b>246. SCOTT WILSON</b>	<b>3</b>	<b>0</b>	<b>0</b>	<b>0</b>	<b>0</b>

PLAYER	GP	G	A	PTS	PIMS
<b>247. MATT MURRAY</b>	<b>21</b>	<b>0</b>	<b>0</b>	<b>0</b>	<b>4</b>
248. Jean-Sebastien Aubin	1	0	0	0	0
249. Drake Berehowsky	1	0	0	0	0
250. Larry DePalma	1	0	0	0	0
251. Steve Dykstra	1	0	0	0	2
252. Nils Ekman	1	0	0	0	0
253. Maxim Galanov	1	0	0	0	0
254. Mathieu Garon	1	0	0	0	0
255. Steve Gatzos	1	0	0	0	0
256. Tuomas Gronman	1	0	0	0	0
257. Greg Hawgood	1	0	0	0	0
258. Victor Ignatjev	1	0	0	0	2
259. Andreas Johansson	1	0	0	0	0
260. Paul Marshall	1	0	0	0	0
261. Peter Skudra	1	0	0	0	0
262. Jocelyn Thibault	1	0	0	0	0
263. Wendell Young	1	0	0	0	0
264. Richard Zemlak	1	0	0	0	10
265. Mike Corrigan	2	0	0	0	0
266. Chris Dahlquist	2	0	0	0	0
267. Todd Hlushko	2	0	0	0	0
268. Jayson Megna	2	0	0	0	0
269. Michal Rozsival	2	0	0	0	4
270. Bob Simpson	2	0	0	0	0
271. Lex Hudson	2	0	0	0	0
272. Jeff Zatkoff	2	0	0	0	0
273. Brent Johnson	3	0	0	0	2
274. Craig Muni	3	0	0	0	0
275. Larry Bignell	3	0	0	0	2
276. Brian Bonin	3	0	0	0	0
277. Randy Boyd	3	0	0	0	11
278. Kim Clackson	3	0	0	0	37
279. Corey Foster	3	0	0	0	4
280. Al Smith	3	0	0	0	0
281. Simon Nolet	3	0	0	0	0
282. Ronald Petrovicky	3	0	0	0	2
283. Michel Plasse	3	0	0	0	0
284. Brian Strait	3	0	0	0	0
285. Stefan Bergkvist	4	0	0	0	2
286. Steve Cardwell	4	0	0	0	2
287. Erik Christensen	4	0	0	0	6
288. Kim Davis	4	0	0	0	0
289. Pat Graham	4	0	0	0	2
290. Jim Rutherford	4	0	0	0	0
291. Mike Stapleton	4	0	0	0	0
292. Dale Tallon	4	0	0	0	4
293. Taylor Chorney	5	0	0	0	2
294. Michel Dion	5	0	0	0	0
295. Rusty Fitzgerald	5	0	0	0	4
296. Pat Hughes	5	0	0	0	21

## PITTSBURGH PENGUINS PLAYOFF SCORING

297. Jay McKee	5	0	0	0	2
298. Dan LaCouture	5	0	0	0	2
299. Maxim Lapierre	5	0	0	0	0
300. Josef Melichar	5	0	0	0	2
301. Krzysztof Oliwa	5	0	0	0	16
302. Sean Pronger	5	0	0	0	4
303. Daniel Winnik	5	0	0	0	2
304. Doug Brown	6	0	0	0	2
305. Simon Despres	6	0	0	0	2
306. Les Binkley	7	0	0	0	0
307. Bob Blackburn	7	0	0	0	4
308. Martin Sonnenberg	7	0	0	0	0
309. Jordan Leopold	8	0	0	0	2
310. Milan Kraft	8	0	0	0	2
311. Jim McKenzie	8	0	0	0	4
312. Alek Stojanov	9	0	0	0	19
313. Rod Buskas	10	0	0	0	23
314. Dennis Herron	10	0	0	0	5
315. Greg Millen	10	0	0	0	0
316. Peter Popovic	10	0	0	0	10
317. Mike Hudson	11	0	0	0	6
318. Ron Tugnutt	11	0	0	0	2
319. Tomas Vokoun	11	0	0	0	0
320. Lew Morrison	13	0	0	0	0
321. Jay Caufield	14	0	0	0	30
322. Bryan Watson	14	0	0	0	38
323. Johan Hedberg	18	0	0	0	0
BENCH					34



# TEAM SCORING

## Series

### MOST GOALS - BOTH TEAMS

<b>2-Game Series</b>	15	1975	PIT 9 - STL 6
<b>3-Game Series</b>	23	1977	TOR 13 - PIT 10
<b>4-Game Series</b>	30	1989	PIT 19 - NYR 11
<b>5-Game Series</b>	41	1981	PIT 21 - STL 20
<b>6-Game Series</b>	56	2012	PHI 30 - PIT 26
<b>7-Game Series</b>	55	1995	PIT 29 - WSH 26
	55	1989	PHI 31 - PIT 24

### MOST GOALS - PITTSBURGH

<b>2-Game Series</b>	9	1975	vs. St. Louis
<b>3-Game Series</b>	10	1977	vs. Toronto
<b>4-Game Series</b>	20	2009	vs. Carolina
<b>5-Game Series</b>	23	1993	vs. New Jersey
<b>6-Game Series</b>	28	1991	vs. Minnesota
<b>7-Game Series</b>	29	1995	vs. Washington

### MOST GOALS - OPPONENTS

<b>2-Game Series</b>	6	1975	St. Louis
<b>3-Game Series</b>	13	1977	Toronto
<b>4-Game Series</b>	16	1979	Boston
<b>5-Game Series</b>	22	1982	NY Islanders
<b>6-Game Series</b>	30	2012	Philadelphia
<b>7-Game Series</b>	31	1989	Philadelphia

### FEWEST GOALS - BOTH TEAMS

<b>2-Game Series</b>	15	1975	PIT 9 - STL 6
<b>3-Game Series</b>	11	1976	TOR 8 - PIT 3
<b>4-Game Series</b>	14	2013	BOS 12 - PIT 2
<b>5-Game Series</b>	19	2015	NYR 11 - PIT 8
<b>6-Game Series</b>	24	2001	PIT 14 - WSH 10
<b>7-Game Series</b>	29	2014	PIT 14 - NYR 15

### FEWEST GOALS - PITTSBURGH

<b>2-Game Series</b>	9	1975	vs. St. Louis
<b>3-Game Series</b>	3	1976	vs. Toronto
<b>4-Game Series</b>	2	2013	vs. Boston
<b>5-Game Series</b>	7	2001	vs. New Jersey
<b>6-Game Series</b>	10	1970	vs. St. Louis
<b>7-Game Series</b>	14	2014	vs. NY Rangers
		2011	vs. Tampa Bay
		2009	vs. Detroit

### FEWEST GOALS - OPPONENTS

<b>2-Game Series</b>	6	1975	St. Louis
<b>3-Game Series</b>	8	1976	Toronto
<b>4-Game Series</b>	5	2008	Ottawa
<b>5-Game Series</b>	8	2000	Washington
<b>6-Game Series</b>	10	2001	Washington
<b>7-Game Series</b>	15	2014	NY Rangers

### MOST POWER-PLAY GOALS

<b>Pittsburgh</b>	11	1992	vs. Washington
<b>Opponents</b>	12	2012	Philadelphia
<b>Both Teams</b>	21	2012	PHI 12 - PIT 9

### MOST POWER-PLAY CHANCES

<b>Pittsburgh</b>	42	1989	vs. Philadelphia
	42	1995	vs. Washington
<b>Opponents</b>	44	1995	Washington
<b>Both Teams</b>	86	1995	WSH 44 - PIT 42

### MOST PENALTIES

<b>Pittsburgh</b>	85	1989	vs. Philadelphia
<b>Opponents</b>	95	1989	Philadelphia
<b>Both Teams</b>	180	1989	PHI 95 - PIT 85

### FEWEST PENALTIES

<b>Pittsburgh</b>	9	1975	vs. St. Louis
<b>Opponents</b>	13	2016	San Jose
<b>Both Teams</b>	24	1975	STL 15 - PIT 9

### MOST PENALTY MINUTES

<b>Pittsburgh</b>	242	1989	vs. Philadelphia
<b>Opponents</b>	270	1989	Philadelphia
<b>Both Teams</b>	512	1989	PHI 270 - PIT 242

### FEWEST PENALTY MINUTES

<b>Pittsburgh</b>	18	1975	vs. St. Louis
<b>Opponents</b>	30	2001	New Jersey
<b>Both Teams</b>	61	1976	TOR 36 - PIT 25

## PITTSBURGH PENGUINS TEAM RECORDS

### Game

#### LARGEST MARGIN OF VICTORY

<b>Home</b>	7	4/20/93 7-0 vs. New Jersey
<b>Road</b>	8	5/25/91 8-0 at Minnesota

#### LARGEST MARGIN OF DEFEAT

<b>Home</b>	6	4/23/11 8-2 vs. Tampa Bay
<b>Road</b>	7	4/7/82 8-1 at NY Islanders

#### MOST GOALS

<b>Both Teams, Home</b>	17	4/25/89 10-7 win vs. PHI
<b>Both Teams, Road</b>	13	4/18/12 10-3 win at PHI
<b>Pittsburgh, Home</b>	10	4/25/89 10-7 win vs. PHI
<b>Pittsburgh, Road</b>	10	4/18/12 10-3 win at PHI
<b>Opponent, Home</b>	8	4/13/12 8-5 loss vs. PHI 4/13/11 8-2 loss vs. TBL 4/13/80 8-3 loss vs. BOS
<b>Opponent, Road</b>	8	4/15/12 8-4 loss at PHI 4/7/82 8-1 loss at NYI

#### MOST POWER-PLAY GOALS

<b>For</b>	4	4/18/12 at Philadelphia 4/30/10 vs. Montreal 4/29/92 vs. Washington
<b>Against</b>	4	4/15/12 at Philadelphia 4/23/11 vs. Tampa Bay
<b>Both Teams</b>	7	4/18/12 PIT 4 - PHI 3

#### MOST POWER-PLAY CHANCES

<b>For</b>	12	4/23/92 vs. Washington
<b>Against</b>	11	4/23/92 vs. Washington
<b>Both Teams</b>	23	PIT 12 - WSH 11

#### MOST SHORTHANDED GOALS

<b>For</b>	2	4/23/97 vs. Philadelphia
<b>Against</b>	2	Six Times, Last 4/13/12 vs. Philadelphia

#### MOST SHOTS

<b>Pittsburgh, Regulation</b>	53	4/11/08 vs. Ottawa
<b>Pittsburgh, Overtime</b>	65	4/24/96 at Washington
<b>Opponent, Regulation</b>	61	5/4/96 at Florida
<b>Opponent, Overtime</b>	72	5/4/00 vs. Philadelphia

#### MOST SAVES

<b>Pittsburgh, Regulation</b>	56	5/24/96 at Florida
<b>Pittsburgh, Overtime</b>	70	5/4/00 vs. Philadelphia
<b>Opponent, Regulation</b>	49	4/26/70 vs. St. Louis
<b>Opponent, Overtime</b>	61	4/24/96 at Washington

#### FEWEST SHOTS

<b>Pittsburgh</b>	13	5/4/99 at New Jersey
<b>Opponent</b>	15	5/7/14 at NY Rangers

#### FEWEST SAVES

<b>Pittsburgh</b>	13	5/7/14 at NY Rangers
<b>Opponent</b>	9	5/4/95 at New Jersey

#### MOST PENALTIES

<b>Both Teams, Home</b>	48	4/6/89 PIT 25 - NYR 23
<b>Both Teams, Road</b>	37	4/29/00 PIT 15 - PHI 22
<b>Pittsburgh</b>	25	4/6/89 vs. NY Rangers
<b>Opponent</b>	23	4/6/89 vs. NY Rangers

#### FEWEST PENALTIES

<b>Both Teams, Home</b>	5	5/17/01 PIT 3 - NJD 3
<b>Both Teams, Road</b>	3	5/1/92 PIT 2 - WSH 1
<b>Pittsburgh</b>	0	5/13/09 at Washington
<b>Opponents</b>	1	6/4/16 at San Jose 4/16/15 at NY Rangers 5/22/01 at New Jersey 5/4/99 at New Jersey 5/1/92 at Washington

#### MOST PENALTY MINUTES

<b>Both Teams, Home</b>	125	4/25/89 PHI 79 - PIT 46
<b>Both Teams, Road</b>	154	4/29/00 PHI 104 - PIT 50
<b>Pittsburgh</b>	83	4/19/70 at St. Louis
<b>Opponent</b>	104	4/29/00 at Philadelphia

#### FEWEST PENALTY MINUTES

<b>Both Teams, Home</b>	10	5/17/01 PIT 6 - NJD 4
<b>Both Teams, Road</b>	6	5/1/92 PIT 4 WSH 2
<b>Pittsburgh</b>	0	5/13/09 at Washington
<b>Opponents</b>	2	4/16/15 at NY Rangers 5/22/01 at New Jersey 5/4/99 at New Jersey 5/1/92 at Washington

## PITTSBURGH PENGUINS TEAM RECORDS

### Period

#### MOST GOALS

<b>Both Teams, Home</b>	7	4/25/89	PIT 6 - PHI 1
		4/6/89	PIT 5 - NYR 2
<b>Both Teams, Road</b>	8	4/20/10	PIT 5 - OTT 3
		5/8/93	PIT 4 - NYI 4
<b>Pittsburgh, Home</b>	6	4/25/89	vs. Philadelphia
<b>Pittsburgh, Road</b>	5	4/18/12	at Philadelphia
		4/20/10	at Ottawa
<b>Opponent, Home</b>	5	4/13/80	vs. Boston
<b>Opponent, Road</b>	4	4/15/12	at Philadelphia
		5/8/93	at NY Islanders
		4/8/82	at NY Islanders

#### MOST SHOTS

<b>Pittsburgh, Home</b>	21	5/26/16	vs. Tampa Bay
		4/26/14	vs. Columbus
		4/15/75	vs. NY Islanders
<b>Pittsburgh, Road</b>	20	5/7/96	at NY Rangers
<b>Opponent, Home</b>	28	4/21/97	vs. Philadelphia
<b>Opponent, Road</b>	23	5/24/96	at Florida

#### MOST SAVES

<b>Pittsburgh</b>	27	4/21/97	vs. Philadelphia
<b>Opponent</b>	21	4/15/75	vs. NY Islanders

#### FEWEST SAVES

<b>Pittsburgh</b>	1	4/21/01	vs. Washington
		4/19/94	vs. Washington
<b>Opponent</b>	1	5/5/14	at NY Rangers
		6/12/09	at Detroit

#### FEWEST SHOTS

<b>Pittsburgh</b>	1	5/5/14	at NY Rangers
		6/12/09	at Detroit
		5/19/92	vs. Boston
<b>Opponent</b>	1	4/21/01	at Washington
		4/19/94	vs. Washington

#### MOST PENALTIES

<b>Both Teams, Home</b>	24	4/6/89	vs. NY Rangers
<b>Both Teams, Road</b>	24	4/29/00	at Philadelphia
<b>Pittsburgh</b>	15	4/29/00	at Philadelphia
<b>Opponent</b>	22	4/29/00	at Philadelphia

#### MOST PENALTY MINUTES

<b>Both Teams, Home</b>	84	4/25/89	PHI 51 - PIT 33
<b>Both Teams, Road</b>	128	4/29/00	PHI 92 - PIT 36
<b>Pittsburgh, Home</b>	35	5/17/91	vs. Minnesota
<b>Pittsburgh, Road</b>	40	4/19/70	at St. Louis
<b>Opponent, Home</b>	51	4/25/89	vs. Philadelphia
<b>Opponent, Road</b>	92	4/29/00	at Philadelphia

### Fastest Goals

#### BY ONE PENGUINS PLAYER

<b>Two</b>	0:11	4/17/96 vs. Washington	Petr Nedved
------------	------	------------------------	-------------

#### OVERALL BY PENGUINS

<b>Two</b>	0:07	4/13/80 vs. Boston	Ron Stackhouse and Rick Kehoe
<b>Three</b>	1:29	5/10/93 vs. NY Islanders	Mario Lemieux, Rick Tocchet and Larry Murphy
<b>Four</b>	4:52	4/5/89 vs. Philadelphia	Mario Lemieux (3) and Bob Errey

#### OVERALL BY OPPONENT

<b>Two</b>	0:25	4/24/75 at NY Islanders	Ed Westfall and Garry Howatt (both ENG)
------------	------	-------------------------	---

#### AT START OF GAME

<b>by Penguins</b>	<b>0:15</b>	<b>4/13/12 vs. Philadelphia</b>	<b>Sidney Crosby</b>
		4/8/81 at St. Louis	Greg Malone
<b>by Opponent</b>	0:14	4/26/97 at Philadelphia	Eric Lindros

#### AT START OF PERIOD OTHER THAN FIRST

<b>by Pittsburgh</b>	<b>0:12</b>	<b>4/14/08 at Ottawa</b>	<b>Sidney Crosby</b>
<b>by Opponent</b>	0:06*	4/25/89 vs. Philadelphia	Pelle Eklund

# TEAM LEADERS

## Hat Tricks

FOR PITTSBURGH				FOR OPPONENTS			
PLAYER	DATE	OPPONENT	GOALTENDER(S)	PLAYER	DATE	OPPONENT	GOALTENDER(S)
Ken Schinkel	4/11/70	at Oakland	Gary Smith	Bobby Hull	4/9/72	vs. Chicago	Jim Rutherford
Mario Lemieux#	4/25/89	vs. Philadelphia	Ron Hextall	Dino Ciccarelli	4/25/92	vs. Washington	Tom Barrasso/ Ken Wregget (2)
Kevin Stevens*	5/21/91	at Boston	Andy Moog	Dirk Graham	5/30/92	at Chicago	Tom Barrasso
Mario Lemieux	4/23/92	vs. Washington	Don Beaupre	Andy Delmore	5/7/00	at Philadelphia	Ron Tugnutt (2)/ Peter Skudra
Ron Francis	5/9/92	vs. NY Rangers	Mike Richter/ John Vanbiesbrouck (2)	Alex Ovechkin	5/4/09	at Washington	Marc-Andre Fleury
Mario Lemieux	5/11/96	vs. NY Rangers	Mike Richter	Sean Couturier	4/13/12	vs. Philadelphia	Marc-Andre Fleury
Jaromir Jagr	5/11/96	vs. NY Rangers	Mike Richter	Claude Giroux	4/13/12	vs. Philadelphia	Marc-Andre Fleury (2)/Empty Net
Martin Straka	4/25/99	at New Jersey	Martin Brodeur	T.J. Oshie	4/28/16	at Washington	Matt Murray
Sidney Crosby	5/4/09	at Washington	Semyon Varlamov				
Evgeni Malkin	5/21/09	vs. Carolina	Cam Ward				
Jordan Staal	4/18/12	at Philadelphia	Ilya Bryzgalov/ Sergei Bobrovsky (2)				
Sidney Crosby	5/17/13	vs. Ottawa	Craig Anderson				
James Neal	5/24/13	vs. Ottawa	Craig Anderson				
Evgeni Malkin	4/28/14	at Columbus	Sergei Bobrovsky				
Patric Hornqvist	4/13/16	vs. NY Rangers	Henrik Lundqvist/ Antti Raanta/ Empty Net				

\*Four Goals #Five Goals, NHL Record

## Penalty Shots

FOR PITTSBURGH				
PLAYER	DATE	OPPONENT	GOALTENDER(S)	RESULT
Jaromir Jagr	5/11/92	vs. NY Rangers	John Vanbiesbrouck	GOAL
Shawn McEachern	5/13/92	vs. NY Rangers	John Vanbiesbrouck	No Goal
Aleksey Morozov	4/23/98	vs. Montreal	Andy Moog	No Goal
Martin Straka	5/2/01	vs. Buffalo	Dominik Hasek	No Goal
Evgeni Malkin	5/1/08	at NY Rangers	Henrik Lundqvist	No Goal
Chris Conner	4/25/11	at Tampa Bay	Dwayne Roloson	No Goal

FOR OPPONENTS				
PLAYER	DATE	OPPONENT	GOALTENDER(S)	RESULT
Michal Pivonka	5/10/95	at Washington	Tom Barrasso	No Goal
Joe Juneau	4/24/96	at Washington	Ken Wregget	No Goal

## PITTSBURGH PENGUINS TEAM LEADERS

### Shutouts

FOR PITTSBURGH				
GOALTENDER	DATE	OPPONENT	SCORE	SAVES
Michel Plasse	4/8/76	vs. Toronto	2-0	21
Frank Pietrangelo	4/15/91	vs. New Jersey	4-0	27
Tom Barrasso	4/25/91	at Minnesota	8-0	39
Tom Barrasso	5/30/92	at Chicago	1-0	27
Tom Barrasso	4/20/93	vs. New Jersey	7-0	36
Tom Barrasso	5/4/93	vs. NY Islanders	3-0	26
Ken Wregget	5/18/95	vs. Washington	3-0	33
Tom Barrasso	5/28/96	vs. Florida	3-0	28
Tom Barrasso	5/7/99	at Toronto	2-0	20
Ron Tugnutt	4/13/00	at Washington	7-0	32
Ron Tugnutt	4/27/00	at Philadelphia	2-0	28
Johan Hedberg	4/16/01	vs. Washington	3-0	34
Johan Hedberg	4/26/01	at Buffalo	3-0	25
Marc-Andre Fleury	4/9/08	vs. Ottawa	4-0	26
Marc-Andre Fleury	4/27/08	vs. NY Rangers	2-0	26
Marc-Andre Fleury	5/18/08	vs. Philadelphia	6-0	21
Marc-Andre Fleury	5/4/10	at Montreal	2-0	18
Marc-Andre Fleury	4/13/11	vs. Tampa Bay	3-0	32
Marc-Andre Fleury	5/1/13	vs. NY Islanders	5-0	26
Tomas Vokoun	5/9/13	vs. NY Islanders	4-0	31
Marc-Andre Fleury	5/4/14	vs. NY Rangers	3-0	22
Marc-Andre Fleury	5/5/14	at NY Rangers	2-0	35
Matt Murray	4/21/16	at NY Rangers	5-0	31

FOR OPPONENTS				
GOALTENDER	DATE	OPPONENT	SCORE	SAVES
Jacques Plante	4/28/70	at St. Louis	5-0	21
Gary Smith	4/8/72	vs. Chicago	2-0	31
Glenn Resch	4/26/75	vs. NY Islanders	1-0	30
Wayne Thomas	4/9/76	at Toronto	4-0	26
Don Beaupre	4/21/94	at Washington	2-0	27
Andy Moog	5/3/98	at Montreal	3-0	21
Olaf Kolzig	4/12/01	at Washington	1-0	16
Martin Brodeur	5/17/01	vs. New Jersey	3-0	20
Martin Brodeur	5/19/01	vs. New Jersey	5-0	21
Ray Emery	4/19/07	at Ottawa	3-0	20
Henrik Lundqvist	5/1/08	at NY Rangers	3-0	29
Chris Osgood	5/24/08	at Detroit	4-0	19
Chris Osgood	5/26/08	at Detroit	3-0	22
Martin Biron	4/23/09	vs. Philadelphia	3-0	28
Chris Osgood	6/6/09	at Detroit	5-0	22
Dwayne Roloson	4/27/11	vs. Tampa Bay	1-0	36
Tuukka Rask	6/1/13	vs. Boston	3-0	29
Tuukka Rask	6/7/13	at Boston	1-0	26

# OPPONENT PLAYOFF LEADERS

## Scoring Leaders

PLAYER	TEAM(S)	GP	G	A	PTS	PIM
<b>Peter Bondra</b>	Washington	39	19	12	31	32
<b>Michal Pivonka</b>	Washington	31	8	18	26	60
<b>Calle Johansson</b>	Washington	36	8	17	25	14
<b>Dale Hunter</b>	Washington	27	7	17	24	87
<b>Joe Juneau</b>	Washington	22	6	18	24	29
<b>Alex Ovechkin</b>	Washington	13	10	11	21	8
<b>Claude Giroux</b>	Philadelphia	12	8	11	19	17
<b>Daniel Alfredsson</b>	Ottawa	18	7	11	18	14
<b>Mike Ridley</b>	Washington	18	3	15	18	4
<b>Sergei Gonchar</b>	WSH/OTT	29	6	11	17	18
<b>Jaromir Jagr</b>	NYR/PHI/BOS	15	4	13	17	12
<b>Tim Kerr</b>	PHI/NYR	4	11	5	16	2
<b>Brian Rafalski</b>	NJD/DET	18	6	10	16	6
<b>Dimitri Khristich</b>	Washington	28	6	10	16	25
<b>Mark Recchi</b>	MTL/PHI	12	5	11	16	6
<b>Brian Leetch</b>	NY Rangers	15	4	12	16	6
<b>Brian Propp</b>	PHI/MIN	13	7	8	15	12
<b>Steve Konowalchuk</b>	Washington	26	5	10	15	34

## Goaltending Leaders (min: 3 games)

GOALTENDER	TEAM(S)	GP	MP	GA	SO	GAA	W-L
<b>Tuukka Rask</b>	Boston	4	275	2	2	0.44	4-0
<b>Glenn Resch</b>	NY Islanders	4	240	4	1	1.00	4-0
<b>Jacques Plante</b>	St. Louis	3	180	4	1	1.33	2-1
<b>Chris Osgood</b>	Detroit	13	826	23	3	1.67	7-6
<b>Dwayne Roloson</b>	Tampa Bay	7	441	13	1	1.77	4-3
<b>Wayne Thomas</b>	Toronto	5	300	9	1	1.80	3-2
<b>Ray Emery</b>	Ottawa	5	299	10	1	2.01	4-1
<b>Martin Brodeur</b>	New Jersey	17	1041	35	2	2.02	11-6
<b>Curtis Joseph</b>	Toronto	6	363	13	0	2.15	4-2
<b>Gerry Cheevers</b>	Boston	9	540	20	0	2.22	7-2
<b>Martin Jones</b>	San Jose	6	370	14	0	2.27	2-4
<b>Dominik Hasek</b>	CHI/BUF	8	505	20	0	2.38	3-5
<b>Jaroslav Halak</b>	Montreal	7	403	16	0	2.38	4-3
<b>Olaf Kolzig</b>	Washington	18	1044	42	1	2.41	6-11
<b>Henrik Lundqvist</b>	NY Rangers	22	1237	50	1	2.43	10-11
<b>Gary Smith</b>	OAK/CHI	5	308	13	1	2.53	1-4
<b>Antti Raanta</b>	NY Rangers	3	94	4	0	2.56	0-1
<b>Braden Holtby</b>	Washington	6	374	16	0	2.57	2-4
<b>Garth Snow</b>	Philadelphia	5	300	13	0	2.60	4-1
<b>John Vanbiesbroeck</b>	NYR/FLA	13	712	31	0	2.61	4-9
<b>Byron Dafoe</b>	Washington	3	138	6	0	2.61	0-2
<b>Don Beaupre</b>	Washington	16	937	44	1	2.82	8-7
<b>Pascal Leclaire</b>	Ottawa	3	211	10	0	2.84	1-2

# MEDIA INFORMATION



**MEDIA ENTRANCE:**

Members of the media can access PPG Paints Arena through the administrative entrance located near the corner of Fifth Avenue and Washington Place, just to the right of the People's Gas box office.

Media with proper accreditation should proceed to the 1st floor, using the elevators just inside the administrative entrance. Media will pass through three sets of double doors before turning right down the hallway towards the media areas. The media workroom will be on the left and the elevators to the media level are located further down the hallway to the right.

The Penguins require all members of the media to display credentials at all times inside PPG Paints Arena.

**MEDIA WORKROOM:**

The media workroom is located on the lower level in the south end of the building. Members of the media and game night staff must show passes or credentials at the door for admittance. The media room will be open two hours prior to the start of each game with dinner and beverages available for purchase.

The media workroom is equipped with wireless Internet, electrical outlets and a mult box. The media room is open to the media on all game days.

**MEDIA LEVEL:**

The media level is located on the east side of the building above sections 216-223. It is for game personnel and working members of the media only. Designated elevators to the media level are located down the hallway from the media room in the south end of the building. Take the elevators to the 7th floor and exit to the right.

**Please note that ALL seats in the media level are assigned and media should refer to the posted seating charts for direction.**

**INDIVIDUAL GAME CREDENTIALS:**

Game-by-game credentials will be issued based on availability and should be reserved as early as possible. Major daily newspapers, radio and television will receive priority in handling game-by-game requests. Requests from independent websites, freelance writers or blogs will not be fulfilled. These requests must be submitted to Morgan Gallagher (mgallagher@pittsburghpenguins.com) no later than 48 hours prior to the game. **THERE WILL BE NO EXCEPTIONS.**

Game-by-game credentials can be picked up at the designated media entrance located to the right of the box office along Fifth Avenue two hours prior to game time.

Penguins team photographers and photographers affiliated with major media outlets that cover the team on a regular basis will be given priority for ice-level positions. All photographers at ice-level will be shooting through open holes in the glass. Single-game photographer credentials will be available on a game-by-game basis and assignments may rotate each period. Photo assignments will be posted in the media workroom and the photographer workroom prior to each game.

The Penguins will provide stools to be used at all ice-level photo positions. The stools will be numbered and available for pick up inside the photographer workroom. All stools must be signed out and returned to the workroom at the end of the night. The Penguins require that all ice-level photographers use the provided stools as a courtesy to our fans.

**TELEVISION CREWS:**

Due to seating limitations, television crews will not be assigned seating in the media level. Only on-air talent will be assigned seats in the media level. Television crews are asked to view the game in the media workroom.

**TV crews are not permitted to shoot highlight footage of game action.**

**LOCKER ROOM ACCESS:**

The locker rooms are located behind the player benches on the west side of the building on the lower level. Both are accessible via the hallway from the media workroom.

The Penguins locker room will open no later than five minutes after the conclusion of the game per NHL regulations. Please be advised that this includes allotted time for post-game television interviews and the three stars ceremony. The Penguins training room, lounge and the players' dressing area is off-limits to the media at all times. The entrance to the Penguins locker room is through the double doors across from Suite 66 on the lower level.

At the conclusion of practice, the locker room will be open as per NHL requirements. Media are not permitted to access the Penguins runway at any time during practices or morning skates.

Only working members of the media with proper media credentials will be admitted to the locker rooms. Interns are permitted in the locker room in a working capacity. They are not permitted to observe or "assist" full-time members of the media during availability. **Still photography is prohibited inside the locker room.**

**POST-GAME PROCEDURES:**

Post-game briefings with Penguins head coach Mike Sullivan will be held after each game in the media room. Wireless Internet and a mult box will be available in the media room.

Post-game availability with the visiting head coach will be in the hallway near the visiting locker room.

Post-game audio from both coaches is available via email. Please see a member of the communications staff prior to the start of the game to be added to the distribution list.

Game notes and statistics will be available online and in the media workroom prior to practices and morning skates as well as the media level on game nights. Additional information from the NHL will also be available at these locations throughout the regular season.

Game summaries are available after each period in the media level. Final game summaries are distributed in the media level and media workroom after the game. If you require any special needs, please see a member of the Penguins communications staff.

**PRACTICES AND MORNING SKATES:**

Practice sessions are open to all accredited members of the media. The Penguins communications department will email out a practice and availability schedule at the beginning of each month. This email will contain a JPEG that can be saved directly to your phone. All times and locations are subject to change. The communications department will send an advisory when times or locations change. **Credentials are required at practices.**

**RADIO NETWORK:**

"The X", 105.9 FM, will serve as the Penguins' flagship radio station for the 2016-17 season. Hall of Famer Mike Lange and two-time Stanley Cup champion Phil Bourque will call the action for all 82 games. "The X" is part of the Clear Channel Communications group.

**TELEVISION COVERAGE:**

ROOT SPORTS continues its extraordinary coverage of Penguins games this season, producing a minimum of 70 games. Paul Steigerwald and two-time Stanley Cup champion Bob Errey will call the action along with rink-side reporter, Dan Potash.



**COMMUNICATIONS DEPARTMENT**

<b>Tom McMillan</b>	412-255-1828	<i>Vice President Communications</i> tmcmillan@pittsburghpenguins.com
<b>Jennifer Bullano</b>	412-255-1777	<i>Sr. Director of Communications</i> jbullano@pittsburghpenguins.com
<b>Jason Seidling</b>	412-255-1804	<i>Manager of Communications</i> jseidling@pittsburghpenguins.com
<b>Morgan Gallagher</b>	412-255-1809	<i>Communications Graduate Assistant</i> mgallagher@pittsburghpenguins.com
<b>Sam Kasan</b>	412-255-1893	<i>Director of Content</i> skasan@pittsburghpenguins.com
<b>Michelle Crechiolo</b>	412-255-1825	<i>Manager of Content</i> mcrechiolo@pittsburghpenguins.com

# ROOT SPORTS BROADCAST TEAM

## PAUL STEIGERWALD

PLAY-BY-PLAY ANNOUNCER



Pittsburgh native Paul Steigerwald is in his 11th season as play-by-play announcer for Penguins telecasts on ROOT SPORTS.

He spent six seasons as the radio voice of the Penguins and the previous 14 seasons as color commentator on Penguins TV and radio broadcasts.

“Staggy,” a tireless worker and interviewer, is well-known by coaches and players across the NHL.

Steigerwald developed his interest in hockey as a youngster in the South Hills – in part because his neighbor, former Penguins GM Jack Riley, gave local kids tickets to attend Penguins games.

He attended Kent State University, where he worked as one of the hockey club’s broadcasters, and began his professional broadcasting career with the Johnstown Red Wings (EHL) in 1979.

Steigerwald joined the Penguins organization in 1980 as director of marketing and also served as intermission host for radio and television broadcasts. In 1985, he joined the broadcast team as a color commentator. He left the Penguins front office in 1988 for a position in the sports department of KDKA-TV, but still maintained his color commentator duties.

In addition, Steigerwald served as play-by-play broadcaster with the Altoona Curve baseball club during the 2005, '06 and '07 seasons.

## BOB ERREY

COLOR ANALYST



Bob Errey is in his 13th season on Penguins television broadcasts, where he joins Paul Steigerwald.

Previously, Errey worked as the color commentator for Penguins radio broadcasts alongside Steigerwald for four seasons.

Errey was the Penguins’ first-round draft pick in 1983 and played 11 seasons in Pittsburgh, recording 132 goals, 272 points and 651 penalty minutes in 572 games.

A speedy two-way winger and excellent penalty killer, Errey was a key member of team’s two Stanley Cup championships in 1991 and ‘92.

Errey also played for Buffalo, San Jose, Detroit, Dallas and the New York Rangers in a 15-year NHL career. In 895 games, he registered 170 goals, 382 points and 1,005 penalty minutes.

**ROOT**  
SPORTS™

# PENGUINS RADIO NETWORK

## MIKE LANGE

PLAY-BY-PLAY ANNOUNCER



One of the most unique broadcasters in professional sports, Mike Lange is in his 42nd year as the voice of the Penguins, handling radio play-by-play on the club’s flagship station, 105.9 FM “The X”.

Known for his creative and colorful style, including trademark phrases such as “Buy Sam A Drink And Get His Dog One, Too,” Lange was awarded the Foster Hewitt award by the Hockey Hall of Fame in 2001.

Lange’s relationship with the Penguins began in 1974-75, when he broke into the NHL as a radio play-by-play man. He left for one season, but returned in 1976-77 and has been a fixture on the Penguins’ scene ever since.

Lange did radio exclusively until 1979, when games were simulcast on radio and TV. He served as the television voice of the Penguins through 2005-06, before returning to the radio booth in 2006-07.

A native of Sacramento, California, Lange earned a degree in broadcasting from Sacramento State University before starting his career as the voice of the Phoenix Roadrunners (WHL) in 1970. He also served as the play-by-play voice of the San Diego Gulls (WHL) in 1973-74 before joining the Penguins.

In addition to his tenure with the Penguins, Lange handled play-by-play duties for the Pittsburgh Pirates in 1986-87. A well-known member of the Pittsburgh community, Lange makes numerous personal appearances throughout the year and is actively involved in charity work.

## PHIL BOURQUE

COLOR ANALYST



Two-time Stanley Cup champion Phil Bourque is in his 14th season on the Penguins broadcast team, serving as color commentator alongside Mike Lange.

A gritty winger/defenseman, Bourque was signed by Pittsburgh as a free agent in 1982, and went on to record 164 points (75G-89A) in 344 regular-season games with the Penguins between 1983 and 1992. For his career he totaled 199 points (88G-111A) in 477 games with the Penguins, New York Rangers and Ottawa.

Since retiring from professional hockey in 2000, Bourque has co-hosted Penguins pre- and post-game shows on the Penguins Radio Network and worked as a contributor for ROOT SPORTS’ coverage of Penguins hockey.





# 2016-17 ON-ICE OFFICIALS

## Referees

Brenk, Jacob*	42
Charron, Francis	.6
Chmielewski, Tom*	43
Dwyer, Gord	19
Furlatt, Eric	27
Hanson, Trevor	31
Hebert, Ghislain	22
Hebert, Jean	15
Jackson, Dave	.8
Joannette, Marc	25
Kowal, Tom	32
Kozari, Steve	40
L'Ecuyer, Frederick	17
Lambert, Pierre*	47
Lee, Chris	28
Leggo, Mike	.3
Lewis, Dave*	46
Luxmore, Thomas John	21
MacDougall, Peter*	45
McCauley, Wes	.4
McIsaac, Jon	.2
Meier, Brad	34
Morton, Dean	36
Nicholson, Kendrick	30
O'Halloran, Dan	13
O'Rourke, Dan	.9
Peel, Tim	20
Pochmara, Brian	16
Pollock, Kevin	33
Rank, Garrett	.7
Rehman, Kyle	10
Romasko, Evgeny*	39
Rooney, Chris	.5
Schlenker, Chris*	48
Skilliter, Graham	24
South, Furman*	44
St. Pierre, Justin	12
St-Laurent, Francois	38
Sutherland, Kelly	11
Voss, Cameron*	41
Walsh, Ian	29
Watson, Brad	23

## Linesmen

Alphonso, Shandor	52
Amell, Derek	75
Barton, Steve	59
Berg, Devin	87
Brisebois, David	96
Cameron, Lonnie	74
Cherrey, Scott	50
Cormier, Michel	76
Daisy, Ryan*	81
Devorski, Greg	54
Driscoll, Scott	68
Galloway, Ryan	82
Gawryletz, Brandon	64
Gibbons, Ryan	58
Gibbs, Darren	66
Grandt, John*	98
Henderson, Don	91
Heyer, Shane	55
Knorr, Trent	63
Kovachik, Brad	71
Mach, Brian	78
MacPherson, Matt	83
Miller, Steve	89
Murchison, Kiel	79
Murphy, Brian	93
Murray, Jonny	95
Nagy, Kory*	97
Nansen, Derek	70
Nowak, Tim	77
Pancich, Bryan	94
Racicot, Pierre	65
Rody, Vaughan	73
Sericolo, Anthony	84
Sharrers, Jay	57
Shewchyk, Mark	92
Wheler, Mark	56

\* Minor league officials

# TRADITION

PENGUINS® HOCKEY

**ROOT**  
SPORTS™



PREGAME. GAME. POSTGAME.  
INSIDE PENGUINS® HOCKEY AFTER THE GAME



#PENS50

ROOTSPORTS.COM  
Visit For Complete Schedule

# 2016.17 KEY DATES

*[subject to change – as of September 20, 2016]*

## SEPTEMBER

17 – Oct. 1	2016 World Cup of Hockey tournament (Air Canada Centre, Toronto, Ont.)
22	Training camps open
22	CCM/USA Hockey All-American Prospects Game (Philadelphia, Pa.)
25	Preseason schedule begins

## OCTOBER

2	2016 Kraft Hockeyville™ Canada (Kal Tire Place, Vernon, B.C.) Los Angeles Kings vs. Edmonton Oilers
4	2016 Kraft Hockeyville™ USA (Lakeview Arena, Marquette, Mich.) Carolina Hurricanes vs. Buffalo Sabres
11	Opening day playing rosters set (5 p.m. ET)
12	Opening night: 2016-17 NHL regular season begins Edmonton Oilers play first NHL game at Rogers Place (vs. Calgary)
13	Pittsburgh Penguins raise Stanley Cup banner Washington Capitals at Pittsburgh Penguins
22	2016 Tim Hortons NHL Heritage Classic™ Alumni Game: Investors Group Field (Winnipeg, Man.)
23	2016 Tim Hortons NHL Heritage Classic™ Edmonton Oilers at Winnipeg Jets Investors Group Field (Winnipeg, Man.)
24 – Nov. 18	Hockey Fights Cancer Awareness Month

## NOVEMBER

11	Hockey Hall of Fame Game: Philadelphia Flyers at Toronto Maple Leafs
14	Hockey Hall of Fame induction ceremony (Toronto, Ont.) Inductees: Eric Lindros, Sergei Makarov, Rogatien Vachon (Player category); Pat Quinn (Builder category); Sam Rosen, Bob Verdi (Media honorees).
15	NHL General Managers Meeting (Toronto, Ont.)
25	2016 Discover NHL Thanksgiving Showdown™ New York Rangers at Philadelphia Flyers (1 p.m. ET)
26	NHL Founders Day (1917)
30	U.S. Hockey Hall of Fame Induction (Philadelphia, Pa.) Inductees: 1996 World Cup of Hockey championship team, Craig Janney, Bill Belisle Celebration of Lester Patrick (Philadelphia, Pa.) Recipients: TBA

## DECEMBER

1	Signing deadline for Group 2 free agents (5 p.m. ET)
19-27	Holiday roster freeze in effect: For all players on an NHL active roster, injured reserve, or with non-roster and injured non-roster status as of midnight (local time) Dec. 19, a roster freeze shall apply through midnight (local time) Dec. 27, with respect to waivers, trades and loans, subject to the exceptions provided for in CBA Article 16.5 (d).
24-26	Holiday break (no scheduled practices – dressing rooms closed)
26 – Jan. 5	IIHF World Junior Championship (Montreal, Que. & Toronto, Ont.)
31	2017 NHL Winter Classic ® Alumni Game Busch Stadium (St. Louis, Mo.)

## JANUARY

1	NHL Centennial Classic™ Detroit Red Wings at Toronto Maple Leafs BMO Field (Toronto, Ont.)
2	2017 Bridgestone NHL Winter Classic ® Chicago Blackhawks at St. Louis Blues Busch Stadium (St. Louis, Mo.)
10	USHL/NHL Top Prospects Game (Sioux Falls, S.D.)
Week of 16th	NHL Central Scouting Mid-Season Rankings release
27-30	NHL All-Star Break (no games played)
27-29	No scheduled practices – dressing rooms closed
28 – 30	AHL All-Star Classic (Allentown, Pa.)
28	NHL All-Star Skills Competition™ STAPLES Center (Los Angeles, Calif.)
29	2017 NHL All-Star Game STAPLES Center (Los Angeles, Calif.)
30	CHL/NHL Top Prospects Game (Quebec City, Que.)
31	NHL regular season resumes

## FEBRUARY

1	Hockey is for Everyone Month
18	17th Annual Scotiabank Hockey Day in Canada (Host: Kenora, Ont.)
25	2017 Coors Light NHL Stadium Series™ Philadelphia Flyers at Pittsburgh Penguins Heinz Field (Pittsburgh, Pa.)
19 – 26	Hockey Week Across America (USA Hockey)

## MARCH

1	Trade Deadline (3 p.m. ET)
6-8	NHL General Managers Meeting (Boca Raton, Fla.)

## APRIL

6-8	NCAA Frozen Four (United Center, Chicago, Ill.)
9	Last day of regular season Final regular season game at Joe Louis Arena (5 p.m.)
Week of 10th	NHL Central Scouting Final Rankings release
12	Stanley Cup Playoffs begin
13-23	IIHF Under-18 World Championship (Poprad & Spisska Nova Ves, Slovakia)
TBA	2017 NHL Draft Lottery

## MAY

5-21	IIHF World Championship (Cologne, Germany & Paris, France)
18-28	CHL Memorial Cup (Windsor, Ont.)
28-June 3	2017 NHL Combine (Buffalo, N.Y.)

## JUNE

14	Last possible day for 2017 Stanley Cup Final
23-24	2017 NHL Draft (United Center, Chicago, Ill.)
TBA	2017 NHL Awards

## JULY

1	Free agency begins (12 p.m. ET)
5	Deadline for player-elected salary arbitration notification (5 p.m. ET)
6	Deadline for club-elected salary arbitration notification (5 p.m. ET)
20-Aug. 4	Salary arbitration hearings held

## AUGUST

6	Deadline for salary arbitration decisions to be rendered
---	--

# 2016.17 SCHEDULE

## Preseason Games

Tuesday, Sept. 27	@ Detroit	7:30PM	Friday, Sept. 30	Chicago	7:00PM	Wednesday, Oct. 5	Detroit	7:00PM
Wednesday, Sept. 28	@ Chicago	8:30PM	Sunday, Oct. 2	@ Columbus	4:00PM	Saturday, Oct. 8	Columbus	3:00PM

## Regular Season Schedule



### OCTOBER

S	M	T	W	T	F	S
						1
2	3	4	5	6	7	8
9	10	11	12	13 WSH 8:00	14	15 ANA 7:00
16	17 COL 7:00	18 @MTL 7:30	19	20 SJS 7:00	21	22 @NSH 8:00
23	24	25 FLA 7:00	26	27 NYI 7:00	28	29 @PHI 7:00
30	31					

### NOVEMBER

S	M	T	W	T	F	S
		1	2 @ANA 10:30	3 @LAK 10:30	4	5 @SJS 10:30
6	7	8 EDM 7:00	9	10 MIN 7:00	11	12 TOR 7:00
13	14	15	16 @WSH 7:30	17	18 @NYI 7:00	19 @BUF 7:00
20	21 NYR 7:00	22	23 NYR 7:00	24	25 @MIN 4:00	26 NJD 7:00
27	28	29	30 @NYI 8:00			

### DECEMBER

S	M	T	W	T	F	S
				1 DAL 7:00	2	3 DET 7:00
4	5 OTT 7:00	6	7	8 @FLA 7:30	9	10 @TBL 7:00
11	12 ARI 7:00	13	14 BOS 7:30	15	16 LAK 7:00	17 @TOR 7:00
18	19	20 NYR 7:00	21	22 @CBJ 7:00	23 NJD 7:00	24
25	26	27 @NJD 7:00	28 CAR 7:00	29	30	31 MTL 7:00

### JANUARY

S	M	T	W	T	F	S
1	2	3	4	5	6	7
8 TBL 1:00	9	10	11 @WSH 8:00	12 @OTT 7:30	13	14 @DET 7:00
15	16 WSH 7:00	17	18 @MTL 7:30	19	20 @CAR 7:00	21
22 BOS 3:00	23	24 STL 7:00	25	26 @BOS 7:00	27	28
29	30	31 NSH 7:00				

### FEBRUARY

S	M	T	W	T	F	S
				1	2	3 CBJ 7:00
5	6	7 CGY 7:00	8	9 @COL 9:00	10	11 @ARI 8:00
12	13	14 VAN 7:00	15	16 WPG 7:00	17 @CBJ 7:00	18
19 DET 3:00	20	21 @CAR 7:00	22	23	24	25 PHI 8:00
26	27	28 @DAL 8:30				

HOME AWAY

NHL STADIUM SERIES

PROMOTION

Be sure to check the starting time of every game at [pittsburghpenguins.com](http://pittsburghpenguins.com) before heading to PPG Paints Arena!

Game dates, times, opponents and promotions are subject to change.

PITTSBURGH PENGUINS SEASON presented by



### MARCH

S	M	T	W	T	F	S
			1 @CHI 8:00	2	3 TBL 7:00	4
5 BUF 5:00	6	7	8 @WPG 8:00	9	10 @EDM 9:00	11 @VAN 10:00
12	13 @CGY 9:00	14	15 @PHI 7:30	16	17 NJD 7:00	18
19 FLA 1:00	20	21 @BUF 7:00	22	23 @OTT 7:30	24 NYI 7:00	25
26 PHI 12:30	27	28	29 CHI 8:00	30	31 @NYR 7:00	

### APRIL

S	M	T	W	T	F	S
						1
2 CAR 5:00	3	4 CBJ 7:00	5	6 @NJD 7:00	7	8 @TOR 7:00
9 @NYR 7:00	10	11	12	13	14	15
16	17	18	19	20	21	22
23	24	25	26	27	28	29
30						



