


Coke adds life...

Trade-mark®

*to everything that makes your livin' nice!
Whether you're out with the gang
having fun... or enjoying a quiet
moment alone... no matter what
makes for the good times...
Coke adds life.*




"Coca-Cola" and "Coke" are registered trade-marks which identify the same product of The Coca-Cola Company


PITTSBURGH Penguins 1976-77



PIERRE LAROUCHE
53 Goals + 58 Assists
111 Points



SYL APPS
32 Goals + 67 Assists
99 Points



JEAN PRONOVOST
52 Goals + 52 Assists
104 Points

PENGUINS 1976-77 HOME SCHEDULE

DAY	DATE	OPPONENT	TIME
Wednesday	October 6	Vancouver	7:35
Saturday	October 9	Los Angeles	8:05
Saturday	October 16	Detroit	8:05
Saturday	October 23	Montreal	8:05
Sunday	October 24	Atlanta Flames	7:35
Saturday	October 30	NY Rangers	8:05
Tuesday	November 2	Los Angeles	7:35
Saturday	November 13	Philadelphia	8:05
Saturday	November 20	Colorado	8:05
Sunday	November 21	Chicago	7:35
Wednesday	November 24	Boston	7:35
Saturday	November 27	NY Islanders	8:05
Tuesday	December 7	Minnesota	7:35
Sunday	December 12	St. Louis	7:35
Thursday	December 16	Cleveland	7:35
Saturday	December 18	Washington	8:05
Sunday	December 26	Toronto	7:35
Wednesday	December 29	Montreal	7:35
Saturday	January 1	Buffalo	8:05
Tuesday	January 4	Vancouver	7:35
Saturday	January 8	Chicago	8:05
Tuesday	January 11	Toronto	7:35
Saturday	January 15	Buffalo	8:05
Sunday	January 16	Atlanta	7:35
Saturday	January 22	NY Islanders	8:05
Saturday	January 29	Philadelphia	8:05
Sunday	January 30	Boston	2:35
Wednesday	February 2	Minnesota	7:35
Saturday	February 5	Detroit	8:05
Wednesday	February 16	Montreal	7:35
Sunday	February 20	Cleveland	2:35
Saturday	February 26	Washington	8:05
Sunday	February 27	Boston	7:35
Wednesday	March 2	Los Angeles	7:35
Wednesday	March 9	Colorado	7:35
Saturday	March 12	Buffalo	8:05
Wednesday	March 16	St. Louis	7:35
Saturday	March 19	NY Rangers	8:05
Wednesday	March 30	Washington	7:35
Sunday	April 3	Detroit	7:35

PITTSBURGH *Penguins* 1976-77

FACT BOOK

Published by: Pittsburgh Penguins, Inc.

EDITOR: Terry Schiffhauer

PHOTOS: Paul Salva

\$2.00

Ticket Prices — \$9.50, \$8.50, \$7.50, \$5.75, \$4.75
All home games and most away games on KDKA Radio (1020 AM)

NHL REFEREES & LINESMEN

REFEREES

- 1 Bruce Hood
- 2 Ron Wicks
- 3 Wally Harris
- 4 Dave Newell
- 5 Bryan Lewis
- 6 John McCauley
- 10 Bob Meyers
- 11 Andy Van Hellemond
- 12 Alf Lejeune
- 14 Bob Kilger
- 15 Ron Hoggarth
- 16 Gregg Madill
- 17 Terry Pierce
- 19 Denis Morel
- 20 Charlie Banfield
- 24 Kerry Fraser
- 25 Bruce Garside
- 35 Murray Harding

LINESMEN

- 7 Matt Pavlich
- 8 Neil Armstrong
- 9 John D'Amico
- 18 Malcolm Ashford
- 21 Willard Norris
- 22 Claude Bechard
- 23 Leon Stickle
- 26 Ron Finn
- 27 Gerard Gauthier
- 28 Jim Christison
- 29 Ray Scapinello
- 30 Swede Knox
- 31 Ryan Bozak
- 32 Bob Hodges
- 33 Bob Luther
- 34 John Brown
- 36 Randy Mitton
- 37 Gordon Broseker

PITTSBURGH PENGUINS

Phone (412) 434-8911


TWX 710-664-3081

Ticket Office (412) 765-3939

Gate No. 7, Civic Arena
Pittsburgh, Pa. 15219

Chairman of the Board Albert A. Savill
President & General Manager Wren A. Blair
Secretary-Treasurer Otto N. Frenzel, III
General Counsel Terrence J. Donnelly
Assistant General Manager Baz Bastien
Coach Ken Schinkel
Head Scout Gerald Blair
Vice President—Marketing Al Blade
Director of Sales & Advertising Jim McDonald
Director of Community Relations Bob Prince
Director of Media Relations Terry Schiffhauer
Ticket Manager Tom Wood
Office Manager Paul Sandrock
Trainer Ken Carson
Equipment Manager Danny Blair
Team Physicians Drs. Charles Stone, Russell Leslie &
 Lawrence Ellis & H. L. Dameshek
Team Dentist Conrad Nagle, D.D.S.
Executive Offices Civic Arena — Gate No. 7
Home Ice Civic Arena
Seating Capacity 16,404
Location of Press Box East Side of Building
Dimensions of Rink 200 feet by 85 feet
Ends of Rink Herculite
Nickname Penguins
Club Colors Light Blue, Dark Blue & White
Club Trains at Elizabeth, Pa.
Radio Station KDKA (1020 AM)
Television Station WIIC-TV (11)
Play by Play Announcers Mike Lange (Radio)
 Sam Nover (TV)
 Jack Riley (TV)

ALBERT A. SAVILL
Chairman of the Board
Chief Executive Officer



Mr. Savill is president and chief executive officer of KMS Mortgage and Investment Company, a mortgage company operating nationally out of Columbus, Ohio.

He began his business career in the City Mortgage Loan Department of John Hancock Mutual Life Insurance Company of Boston, Massachusetts, in January, 1935. In 1950 he accepted a position as executive vice president of a mortgage company in Gary, Indiana.

In 1953, Mr. Savill established the Savill-Mehaffey Mortgage Company in Indianapolis, which became the largest mortgage company in Indiana. The American Fletcher National Bank and Trust Company of Indianapolis purchased the Savill-Mehaffey Mortgage Company in 1964, and it became the mortgage banking and servicing division of American Fletcher National Bank with Mr. Savill in charge. He was made an executive vice president of American Fletcher in 1967.

In 1969, the division became the American Fletcher Mortgage Company with Mr. Savill as president. When he left AFMC, the company ranked 20th nationally among mortgage banking firms with \$600 million in mortgage servicing.

Mr. Savill formed KMS Mortgage and Investment Company in Columbus, Ohio, in May, 1971. He is also on the board of directors of Central Supply Company, Indianapolis, and Major Realty Corporation, Orlando, Florida. He is president and sole owner of the Columbus Owls, Columbus, Ohio, of the International Hockey League.

Mr. Savill was the first president of the Indiana Mortgage Bankers, Inc. He is also past president of the Indianapolis Mortgage Bankers Association and served on the board of governors of the Mortgage Bankers Association of America for four years. He is a member of the Columbus area and Indianapolis Chambers of Commerce, the Urban Land League and Indianapolis Real Estate Board.

His social and fraternal memberships include the Country Club at Indianapolis, Scioto Country Club, Worthington Hills Country Club, the Muirfield Golf Club, Indianapolis Athletic Club and the Masonic Scottish Rite and Shrine Orders.

Mr. Savill was born in 1918 in England and grew up in Boston, Massachusetts.

WREN BLAIR
President
Chief Operating Officer



Wren Blair has been a leading figure in amateur and professional hockey for 29 years, serving in various administrative capacities throughout his career.

Mr. Blair joined the Boston Bruins in 1959 as general manager and coach of their number one development club at Kingston, Ontario, in the Eastern Professional Hockey Club. He later became director of the Bruins Farm Club.

On Labor Day, 1962, Mr. Blair signed Bobby Orr to a contract that committed the 14-year old future superstar to an eventual career with the Boston Bruins.

Mr. Blair reactivated the Oshawa Generals in 1963 and served as general manager there. Bobby Orr played for four seasons for him in Oshawa, and the team won the Ontario Hockey Association title in 1965-66.

Throughout his association with hockey, Mr. Blair has experienced a successful career with his teams winning titles in various areas of professional and amateur play.

Mr. Blair served as general manager of the Clinton Comets of Clinton, New York, in the U. S. Eastern Hockey League for 13 seasons from 1959 to 1972. During that time he won three championships at Clinton.

His Whitby Dunlops won the Allan Cup in 1956-57 and 1958-59. They represented Canada in 1958 and beat the Russian team to win the world championship in Oslo, Norway, that year.

Mr. Blair signed as general manager and coach of the Minnesota North Stars in May, 1966. He later gave up the coaching duties but remained as general manager of the team until April, 1974.

The Minnesota franchise became very successful under his direction and was the first of the original expansion clubs to have sell-out games on a regular basis. The North Stars were the first of the original six expansion teams to beat an established team in the playoffs, and they made the playoffs five of the seven seasons that Mr. Blair was at Minnesota.

Mr. Blair is also owner and president of the Saginaw Gears of the International Hockey League.



OTTO N. FRENZEL III
Secretary-Treasurer

Otto N. Frenzel is chairman of the board for Merchants National Bank and Trust Company of Indianapolis, Indiana. He joined the bank in 1956 and served in various departments of the bank before being elected to the board of directors in January, 1965.

Mr. Frenzel was elected executive vice president in 1965 and in January, 1970, was elected president of Merchants Bank. In November, 1972, he was elected chairman of the board of the bank. He is the sixth member of the Frenzel family to serve Merchants as a chief executive officer.


Mr. Frenzel is a 1954 graduate of the Wharton School of Finance and Commerce, University of Pennsylvania. He served two years with the United States Air Force and achieved the rank of first lieutenant.

He is currently a member of the Communications Committee of the American Bankers Association, is on the Legislative Committee of the Indiana Bankers Association and is a member of the Reserve City Bankers Association.

Mr. Frenzel is a director of the following organizations: Merchants National Corporation; Indianapolis Water Company; Indiana Gas Company, Inc.; Altamil Corporation; Stokely-Van Camp, Inc.; Danville State Bank; Farmers State Bank, Zionsville; Union State Bank, Carmel; Community Hospital of Indianapolis; American United Life Insurance Company. He is also a trustee of Butler University.



BAZ BASTIEN
Assistant
General Manager



BOB PRINCE
Director of
Community Relations

Wren Blair will have two "right-hand men" at his side this year assisting him in the daily operation of the hockey club and the overall sales and development of Penguin hockey.

Baz Bastien returns to Pittsburgh after a nine year absence with Detroit and Kansas City, while the Gunner returns to the Pittsburgh sports scene after a one year's absence.

Bastien is no stranger to Pittsburgh hockey, having played, coached and managed the old Hornets of the American Hockey League. Baz was a standout goaltender from 1945-49 when he was struck in the eye with an errant puck during training camp and lost his eye, ending a very promising career. He went on to coach the Hornets to three Calder Cup titles including his final year 1966-67 when he was also named the recipient of the prestigious Dapper Dan Award as Pittsburgh's most significant sports personality. He is also the first person from the world of hockey to be inducted into the Pennsylvania Sports Hall of Fame.

What can be written about Prince that hasn't already been said by millions of fans and listeners through the years. No person can stir up enthusiasm or sell his product better than Bob Prince. A former hockey broadcaster, but certainly much more known for his countless broadcasts of Pirate Baseball, Prince will serve as Director of Community Relations and be responsible for corporate ticket sales and will also head the Penguins Speaker Bureau. Whether Prince is passing out babushkas, green weenies, or coining new phrases, the Penguins are happy to have Bob in the organization and Pittsburgh and the Tri-State is happy to have Bob and Baz back home again where they belong.

KEN SCHINKEL

Coach

Ken Schinkel begins his second tour of duty as coach of the Penguins. Schink was first named coach of the Pens on January 13, 1973, going from a steady player to coach and replacing Red Kelly. Schink was replaced by Marc Boileau in February of 1974, but Schinkel returned on January 16, and led the team to a record of 20 wins, 7 ties and just 10 losses.

An 11-game unbeaten streak established a new club record, and a season long chase to catch Los Angeles finished just a few points short. Toronto eliminated the Pens in three games.

As a player, Schinkel retired as Pittsburgh's all time leading scorer and holds the club record for most goals in a playoff game. He also took part in an NHL record setting five goals in 2:07 in a 1972 game against St. Louis.

Schinkel was the 1975-76 winner of the James Balmer Award for his contribution to hockey in Pittsburgh.

If Schinkel's defensive system takes hold, the Penguins should experience their best season in the club's history.



PENGUIN COACHES & RECORDS

1967-68	George "Red" Sullivan
1968-69	George "Red" Sullivan
1969-70	Leonard "Red" Kelly
1970-71	Leonard "Red" Kelly
1971-72	Leonard "Red" Kelly
1972-73	Leonard "Red" Kelly & Ken Schinkel (Jan. 13, 1973)
1973-74	Ken Schinkel & Marc Boileau (Feb. 6, 1974)
1974-75	Marc Boileau
1975-76	Marc Boileau & Ken Schinkel (Jan. 17, 1976)

	Games	Won	Lost	Tied	Points	Percentage
Marc Boileau	151	66	61	24	156	.517
Ken Schinkel	123	49	59	15	113	.459
Red Kelly	274	90	132	52	232	.423
Red Sullivan	150	47	79	24	118	.393
TOTAL	698	252	331	115	619	.443

RECORD — YEAR BY YEAR

YEAR	GP	W	L	T	PTS	GF	GA	FINISH
1975-76	80	35	33	12	82	339	303	Third*
1974-75	78	37	28	15	89	326	273	Third*
1973-74	78	28	41	9	65	242	265	Fifth
1972-73	78	32	37	9	73	257	265	Fifth
1971-72	78	26	38	14	66	220	258	Fourth*
1970-71	78	21	37	20	62	221	240	Sixth
1969-70	76	26	38	12	64	182	238	Second*
1968-69	76	20	45	11	51	189	252	Fifth
1967-68	74	27	34	13	67	195	216	Fifth
TOTAL	698	252	331	115	619	2171	2334	

*QUALIFIED FOR STANLEY CUP PLAYOFFS

HOME RECORD

YEAR	GP	W	L	T	PTS	GF	GA
1975-76	40	23	11	6	52	196	137
1974-75	40	25	5	10	60	192	113
1973-74	39	15	18	6	36	124	116
1972-73	39	24	11	4	52	150	104
1971-72	39	18	15	6	42	132	125
1970-71	39	18	12	9	45	126	92
1969-70	38	17	13	8	42	105	108
1968-69	38	12	20	6	30	99	113
1967-68	37	15	12	10	40	115	101
TOTAL	349	167	117	65	399	1239	1009

AWAY RECORD

YEAR	GP	W	L	T	PTS	GF	GA
1975-76	40	12	22	6	30	143	166
1974-75	40	12	23	5	29	134	176
1973-74	39	13	23	3	29	118	157
1972-73	39	8	26	5	21	107	161
1971-72	39	8	23	8	24	88	133
1970-71	39	3	25	11	17	95	148
1969-70	38	9	25	4	22	77	130
1968-69	38	8	25	5	21	90	139
1967-68	37	12	22	3	27	80	115
TOTAL	349	85	214	50	220	932	1325

PLAYOFF RECORD


1975-76	Lost to Toronto 2-1 in Preliminary Round.
1974-75	Eliminated St. Louis 2-0 in Preliminary Round; Lost to New York Islanders 4-3 in Quarter-final Round.
1971-72	Lost to Chicago 4-0 in Quarter-final Round.
1969-70	Eliminated Oakland 4-0 in Quarter-final Round; Lost to St. Louis 4-2 in Semi-final Round.

DEVELOPMENT SYSTEM

The Penguins have a working agreement with the Hershey Bears of the American Hockey League.

Frank Mathers is President and General Manager of the Bears, while Chuck Hamilton begins his fourth season as coach of the Bears.

Last year, Hershey won the Southern Division title and advanced to the Calder Cup Finals before losing to Nova Scotia.



FRANK MATHERS
President &
General Manager



CHUCK HAMILTON
Coach


1975-76 AMERICAN HOCKEY LEAGUE STANDINGS

NORTH	GP	W	L	T	PTS	GF	GA
Nova Scotia	76	48	20	8	104	326	209
Rochester	76	42	25	9	93	304	243
Providence	76	34	34	8	76	294	300
Springfield	76	33	39	3	70	267	321
SOUTH							
Hershey	76	39	31	6	84	304	275
Richmond	76	29	39	8	66	262	297
New Haven	76	29	39	8	66	261	295
Baltimore	76	21	48	7	49	238	316

CALDER CUP PLAYOFFS

Hershey defeated Richmond four games to one in semi-finals and lost to Nova Scotia four games to one in Calder Cup finals.

PENGUINS' STAFF



AL BLADE
Vice President Sales



GERALD BLAIR
Head Scout



TERRY SCHIFFHAUER
Director of
Media Relations



JIM McDONALD
Director of Sales
& Advertising




TOM WOOD
Ticket Manager



PAUL SANDROCK
Office Manager



KEN CARSON
Trainer



DANNY BLAIR
Equipment Manager

PENS ON RADIO & TV

The Penguins will broadcast at least 73 games this season, with games from Vancouver, Los Angeles and Denver listed as optional at press time. Once again the Penguin games will be heard on KDKA Radio (1020 AM) with Mike Lange returning as the Voice of the Penguins. Lange called the play-by-play for the Pens in 1974-75 and last year worked in the North American Soccer League.



MIKE LANGE



SAM NOVER



JACK RILEY

1976-77 TV SCHEDULE

WIIC-TV (Channel 11) will again televise Penguin away games and playoffs. For the sixth consecutive season, Channel 11 Sports Director Sam Nover will handle the play-by-play. Jack Riley, long time hockey executive and current President of the Southern Hockey League will add the color.

Friday, October 15	Atlanta Flames	8:00 P.M.
Thursday, October 28	Philadelphia Flyers	8:00 P.M.
Friday, November 26	Cleveland Barons	8:00 P.M.
Sunday, December 19	Boston Bruins	7:30 P.M.
Wednesday, December 22	Toronto Maple Leafs	8:00 P.M.
Thursday, January 6	Washington Capitals	7:30 P.M.
Wednesday, January 19	Vancouver Canucks	11:00 P.M.
Thursday, January 27	New York Rangers	7:30 P.M.
Tuesday, February 8	St. Louis Blues	9:00 P.M.
Tuesday, March 15	Atlanta Flames	8:00 P.M.
Sunday, March 20	Chicago Black Hawks	8:30 P.M.
Saturday, April 2	Detroit Red Wings	7:30 P.M.

Starting Monday, January 3, the NHL Network will televise a game every Monday evening. Consult your local papers for time and channel that will carry the NHL Game of the Week.

RUSS ANDERSON

Defense 6'3" 210 lbs.
 Age: 21 (February 12, 1955)
 Born: Minneapolis, Minn.
 Shoots: Left
 Acquired 1975 Amateur Draft
 (2nd Round)



Russ Anderson begins his first professional season with a strong chance of seeing plenty of action in the NHL. The Minnesota native was drafted in the second round of the 1975 Amateur Draft but elected to play his senior year for the Minnesota University Gophers, the defending champions of the N.C.A.A. At six-feet, three-inches tall and 210 pounds, Russ is one of the biggest players in the organization. He originally went to college to be a football linebacker but got more enjoyment playing hockey. He picked up 111 penalty minutes in 39 games and earned the nickname "The Enforcer". A strong showing in training camp may earn him a spot in the NHL.

SYL APPS

Center 6'0" 195 lbs.
 Age: 29 (August 1, 1947)
 Born: Toronto, Ontario
 Shoots: Right
 Acquired: Trade with NY Rangers in 1971



There is no telling how great of a season Syl Apps could have had last year had it not been for a mid-season slump that saw him pick up only 7 points through 22 games. Syl finished strongly with 17 goals and 32 assists for 49 points in the last 28 games. His 67 assists established a new club record and he missed by just one point giving the Penguins three players with 100 or more points. Syl begins his seventh season in Pittsburgh and has been the club's scoring leader on three occasions. His 299 assists with the Pens leads the all-time category. He shares the record for points in one game (6) and points in one period (4). He also added his second NHL hat trick last year against California. Being named the MVP in the 1975 All Star game in Montreal still ranks as one of his greatest moments.

Season Club	League	Regular Season					Playoffs				
		GP	G	A	PTS	PIM	GP	G	A	PTS	PIM
1968-69 Buffalo	AHL	2	1	2	3	4	—	—	—	—	—
1969-70 Omaha	CHL	68	16	38	54	43	12	10	9	19	4
1969-70 Buffalo	AHL	—	—	—	—	—	7	2	3	5	6
1970-71 NY Rangers	NHL	31	1	2	3	11	—	—	—	—	—
1970-71 Omaha	CHL	11	0	5	5	4	—	—	—	—	—
1970-71 Pittsburgh	NHL	31	9	16	25	21	—	—	—	—	—
1971-72 Pittsburgh	NHL	72	15	44	59	78	4	1	0	1	2
1972-73 Pittsburgh	NHL	77	29	56	85	18	—	—	—	—	—
1973-74 Pittsburgh	NHL	75	24	61	85	37	—	—	—	—	—
1974-75 Pittsburgh	NHL	79	24	55	79	43	9	2	3	5	9
1975-76 Pittsburgh	NHL	80	32	67	99	24	3	0	1	1	0
NHL Totals		445	134	301	435	232	16	3	4	7	11
Pgh. Totals		414	133	299	432	221	16	3	4	7	11

Traded to PITTSBURGH by NY RANGERS for Glen Sather, January 26, 1971.

DON AWREY

Defense 6'0" 195 lbs.
 Age: 33 (July 18, 1943)
 Born: Kitchener, Ontario
 Shoots: Left
 Acquired: In trade with Montreal in 1976



Don Awrey knows what it is like to be on a Stanley Cup champion and plans to instill that winning attitude to the Penguins. Don broke into the NHL in 1963-64 with Boston and played with the Bruins until 1973 when he was traded to St. Louis and then to Montreal. He played on two Stanley Cup winners in Boston and was a member of Montreal's title team last year before coming to Pittsburgh in an off season deal. A strong skater and smart player, Don brings savvy to the defense, Pittsburgh's weak spot last year.

Season Club	League	Regular Season					Playoffs				
		GP	G	A	PTS	PIM	GP	G	A	PTS	PIM
1963-64 Boston	NHL	16	1	0	1	4	—	—	—	—	—
1963-64 Minneapolis	CPHL	54	4	15	19	136	5	0	0	0	9
1964-65 Hershey	AHL	23	2	4	6	38	15	0	1	1	29
1964-65 Boston	NHL	47	2	3	5	41	—	—	—	—	—
1965-66 Boston	NHL	70	4	3	7	74	—	—	—	—	—
1966-67 Boston	NHL	4	11	0	1	6	—	—	—	—	—
1966-67 Hershey	NHL	63	1	13	14	153	5	0	0	0	19
1967-68 Boston	NHL	74	3	12	15	150	4	0	1	1	4
1968-69 Boston	NHL	73	0	13	13	149	10	0	1	1	28
1969-70 Boston	NHL	73	3	10	13	120	14	0	5	5	32
1970-71 Boston	NHL	74	4	21	25	141	7	0	0	0	17
1971-72 Boston	NHL	34	1	8	9	52	15	0	4	4	45
1971-72 Boston	AHL	3	0	1	1	2	—	—	—	—	—
1972-73 Boston	NHL	78	2	17	19	90	4	0	0	0	6
1973-74 St. Louis	NHL	75	5	16	21	51	—	—	—	—	—
1974-75 St. Louis	NHL	20	0	8	8	4	—	—	—	—	—
1974-75 Montreal	NHL	56	1	11	12	58	11	0	6	6	12
1975-76 Montreal	NHL	72	0	12	12	29	—	—	—	—	—
NHL Totals		766	27	134	161	969	65	0	17	17	144

Traded to ST. LOUIS by BOSTON for Jake Rathwell, St. Louis' second choice in 1974 Amateur Draft and cash, October 5, 1973 . . . Traded to MONTREAL by ST. LOUIS for Chuck Lefley, November 28, 1974 . . . Traded to PITTSBURGH by MONTREAL for cash, Pittsburgh's third choice in 1978 Amateur Draft and future considerations, August 11, 1976.

WAYNE BIANCHIN (Buy-an-chin)

Left Wing 5'10" 180 lbs.
 Age: 23 (September 6, 1953)
 Born: Nanaimo, British Columbia
 Shoots: Left
 Acquired: 1973 Amateur Draft (2nd round)



Wayne Bianchin continues his comeback attempt after scoring 24 goals and 46 points in 54 games with Hershey. The 23-year old left wing begins his fourth season in the organization after being a second round draft pick in 1973. Wayne's lone goal last season in 14 games with Pittsburgh proved to be a winner in a game in St. Louis. He signed a one-year contract prior to the start of this season.

DAVE BURROWS

Defense 6'1" 190 lbs.
 Age: 27 (January 11, 1949)
 Born: Toronto, Ontario
 Shoots: Left
 Acquired: 1971 Intra-League Draft
 (from Chicago)



Dave Burrows has been recognized for a long time as one of the best defensive defensemen in the NHL. This past summer, he was selected to try out for Team Canada, which in itself is quite an honor. Every year the popular backliner finishes high in the voting for all star recognition and Norris Trophy balloting. Last season Dave became more offensive minded and finished with a personal high of 7 goals and 22 assists for 29 points. His uncanny ability to block shots makes him vulnerable to injury, but he has missed only 8 games in five years since coming to the Pens from Chicago via the Intra-League Draft. Dave finished tied for second on the club with a plus 20 mark last year and led the team in being on the ice for goals-for with 131. The 27-year old defenseman has won several Pittsburgh awards, including the Booster Club Star of the Game Award in 1975-76.


Season	Club	League	Regular Season					Playoffs						
			GP	G	A	PTS	PIM	GP	G	A	PTS	PIM		
1973-74	Hershey	AHL	4	1	2	3	2	-	-	-	-	-	-	-
1973-74	Pittsburgh	NHL	69	12	13	25	38	-	-	-	-	-	-	-
1974-75	Johnstown	NAHL	8	8	2	10	4	-	-	-	-	-	-	-
1974-75	Syracuse	AHL	12	5	4	9	26	-	-	-	-	-	-	-
1974-75	Hershey	AHL	3	0	1	1	0	-	-	-	-	-	-	-
1974-75	Pittsburgh	NHL	2	0	0	0	0	-	-	-	-	-	-	-
1975-76	Hershey	AHL	54	24	22	46	17	6	1	3	4	4	-	-
1975-76	Pittsburgh	NHL	14	1	5	6	4	-	-	-	-	-	-	-
NHL Totals			85	13	18	31	42	-	-	-	-	-	-	-
Pgh. Totals			85	13	18	31	42	-	-	-	-	-	-	-

Season	Club	League	Regular Season					Playoffs						
			GP	G	A	PTS	PIM	GP	G	A	PTS	PIM		
1969-70	Dallas	CHL	69	4	9	13	45	-	-	-	-	-	-	-
1969-70	Portland	WHL	-	-	-	-	-	11	1	2	3	6	-	-
1970-71	Dallas	CHL	67	1	11	12	49	10	0	2	2	4	-	-
1971-72	Pittsburgh	NHL	77	2	10	12	48	4	0	0	0	4	-	-
1972-73	Pittsburgh	NHL	78	3	24	27	42	-	-	-	-	-	-	-
1973-74	Pittsburgh	NHL	71	3	14	17	30	-	-	-	-	-	-	-
1974-75	Pittsburgh	NHL	78	2	15	17	49	9	1	1	2	12	-	-
1975-76	Pittsburgh	NHL	80	7	22	29	51	3	0	0	0	0	-	-
NHL Totals			384	17	85	102	220	16	1	1	2	16	-	-
Pgh Totals			384	17	85	102	220	16	1	1	2	16	-	-

Drafted by PITTSBURGH from CHICAGO in 1971 Intra-League Draft.

BLAIR CHAPMAN


Right Wing 6'0" 190 lbs.
 Age: 20 (June 13, 1956)
 Born: Lloyd Minster Sask.
 Shoots: Right
 Acquired 1976 Amateur Draft
 (1st Round)



Blair Chapman comes to the Penguins with impressive credentials as a junior. Playing for Saskatoon in the Western Canada Hockey League, Blair scored 71 goals and 86 assists for 157 points and finished fourth in the league's scoring race. Blair was the first player selected in the WHA draft by Edmonton and the second player selected in the NHL. Pittsburgh got the rights to draft Chapman from Kansas City/Colorado in the trade for Steve Durbano and should prove to be the best deal ever made by President Wren Blair. Chapman helped lead Saskatoon to two straight WCHL championships and in the playoffs he scored 24 goals in 20 games, a league record. Known for a blazing wrist shot, he scored his first pro hat trick during pre-season action in Edmonton. A very quiet and unassuming youngster, Chapman was highly rated by every pro team in hockey and tabbed as a "can't miss" prospect.

JACQUES COSSETTE

Right Wing 5'9" 185 lbs.
 Age: 22 (June 20, 1954)
 Born: Rouyn-Noranda, Quebec
 Shoots: Right
 Acquired: 1974 Amateur Draft (2nd round)



Jacques Cossette continues his apprenticeship towards playing in the NHL. After two seasons with Hershey, Jacques got a taste of the majors last year when he was called up for 7 games. The 22-year old right wing scored 18 goals for Hershey last year and also picked up 117 penalty minutes. He played defense at the beginning of the season for the Bears. Hard work and determination should earn this rugged winger a spot in the NHL. In his final year of junior hockey he played on the wing with Pierre Larouche and scored 97 goals and 214 points.

Season	Club	League	Regular Season					Playoffs				
			GP	G	A	PTS	PIM	GP	G	A	PTS	PIM
1974-75	Hershey	AHL	62	15	17	32	92	5	1	1	2	0
1975-76	Hershey	AHL	59	18	20	38	117	10	7	2	9	13
1975-76	Pittsburgh	NHL	7	0	2	2	9	—	—	—	—	—
	NHL Totals		7	0	2	2	9	—	—	—	—	—
	Pgh. Totals		7	0	2	2	9	—	—	—	—	—

MARIO FAUBERT

Defense 6'1" 175 lbs.
 Age: 21 (December 2, 1954)
 Born: Valleyfield, Quebec
 Shoots: Right
 Acquired: 1974 Amateur Draft (4th round)



Mario Faubert has played in 31 games in the NHL during the past two seasons and as one of only seven defensemen at the start of the season is looking forward to more action in the Civic Arena. A fourth round draft choice in 1974, Mario scored 7 goals with Hershey last year and for the second year in a row his lone NHL goal came against the former Kansas City Scouts. A smooth skater and puck handler, Mario should see plenty of action with Pittsburgh.

ED GILBERT

Center 6'0" 185 lbs.
 Age: 24 (March 12, 1952)
 Born: Hamilton, Ont.
 Shoots: Left
 Acquired: Trade with Kansas City in 1976



Ed Gilbert came to the Penguins in mid-season last year as part of the Steve Durbano trade and spent most of the season killing penalties. His only goal and assists came against the Scouts in one of the few games that he played regularly. A strong penalty killer and hard worker, Ed was facing a tough battle to crack the starting lineup this year. Gilbert was drafted by Montreal, but went to Kansas City in 1974 where he scored 16 goals for the Scouts.

Season	Club	League	Regular Season					Playoffs				
			GP	G	A	PTS	PIM	GP	G	A	PTS	PIM
1972-73	Nova Scotia	AHL	72	21	18	39	20	13	4	8	12	2
1973-74	Nova Scotia	AHL	75	30	44	74	40	6	0	2	2	0
1974-75	Kansas City	NHL	80	16	22	38	14	-	-	-	-	-
1975-76	Kansas City	NHL	41	4	8	12	8	-	-	-	-	-
1975-76	Pittsburgh	NHL	38	1	1	2	0	-	-	-	-	-
NHL Totals			159	21	31	52	8	-	-	-	-	-
Pgh. Totals			38	1	1	2	0	-	-	-	-	-

Drafted by KANSAS CITY from MONTREAL in 1974 Expansion Draft. Traded to PITTSBURGH by KANSAS CITY with Simon Nolet and first round draft pick in 1976 Amateur Draft for Steve Durbano, Chuck Arnason and Pittsburgh's first round draft pick in 1976 Amateur Draft, January 9, 1976.

Season	Club	League	Regular Season					Playoffs				
			GP	G	A	PTS	PIM	GP	G	A	PTS	PIM
1974-75	Hershey	AHL	54	13	21	34	76	11	2	7	9	4
1974-75	Pittsburgh	NHL	10	1	0	1	6	-	-	-	-	-
1975-76	Hershey	AHL	39	7	16	23	37	10	4	6	10	14
1975-76	Pittsburgh	NHL	21	1	8	9	10	-	-	-	-	-
NHL Totals			31	2	8	10	16	-	-	-	-	-
Pgh. Totals			31	2	8	10	16	-	-	-	-	-

STAN GILBERTSON

Left Wing 6'0" 175 lbs.
 Age: 31 (October 29, 1944)
 Born: Duluth, Minnesota
 Shoots: Left
 Acquired: Trade with Washington in 1975



Stan Gilbertson has seen action with several clubs in the past few years. He started in the Boston organization but went to California in the 1971 Intra-League Draft. From the Seals he went to St. Louis and then on to Washington where the Pens acquired him last December in a trade for Harvey Bennett. Stan scored 13 goals in 48 games, including the three-goal hat trick on January 18 against the New York Rangers. While with the Capitals, Stan set club records against Pittsburgh by scoring three goals in under four minutes and continued his hot hand that night (April 6, 1975) by scoring four goals. Stan also celebrated his first appearance in the Stanley Cup Playoffs last year by scoring a goal in Toronto.

Season	Club	League	Regular Season					Playoffs				
			GP	G	A	PTS	PIM	GP	G	A	PTS	PIM
1964-65	Minneapolis	CPHL	4	0	1	1	0	-	-	-	-	-
1965-66	San Francisco	WHL	43	1	8	9	32	7	1	1	2	6
1966-67	California	WHL	59	6	11	17	25	6	1	3	4	0
1967-68	Vancouver	WHL	69	18	24	42	35	-	-	-	-	-
1968-69	Hershey	AHL	72	27	19	46	28	11	7	6	13	6
1969-70	Hershey	AHL	64	24	20	44	18	7	3	1	4	6
1970-71	Hershey	AHL	68	31	18	49	50	4	2	0	2	0
1971-72	California	NHL	78	16	16	32	47	-	-	-	-	-
1972-73	California	NHL	66	6	15	21	19	-	-	-	-	-
1973-74	California	NHL	76	18	12	30	39	-	-	-	-	-
1974-75	California	NHL	15	1	4	5	2	-	-	-	-	-
1974-75	St. Louis	NHL	22	1	4	5	4	-	-	-	-	-
1974-75	Denver	CHL	10	11	4	15	7	-	-	-	-	-
1974-75	Washington	NHL	25	11	7	18	12	-	-	-	-	-
1975-76	Washington	NHL	31	13	14	27	6	-	-	-	-	-
1975-76	Pittsburgh	NHL	48	13	8	21	6	3	1	1	2	2
	NHL Totals		361	79	80	159	135	3	1	1	2	2
	Pgh. Totals		48	13	8	21	6	3	1	1	2	2

Drafted by CALIFORNIA from BOSTON in 1971 Intra-League Draft. Traded to ST. LOUIS by CALIFORNIA with Craig Patrick for Dave Gardner and Warren Williams, November 11, 1974. Traded to WASHINGTON by ST. LOUIS with Garnet Bailey for Denis Dupere, February 10, 1975. Traded to PITTSBURGH by WASHINGTON for Harvey Bennett, December 16, 1975.

VIC HADFIELD

Left Wing 6'0" 190 lbs.
 Age: 36 (October 4, 1940)
 Born: Oakville, Ontario
 Shoots: Left
 Acquired: Trade with NY Rangers in 1974




If knee problems don't slow Vic Hadfield down this year, he should be counted upon for another 30 goals, plus strong on-ice leadership. The former Ranger Captain begins his sixteenth season in the NHL and third with Pittsburgh. Vic has scored 61 goals in the past two seasons, but underwent knee surgery in the off-season that hampered him at the start of this season. For nine straight years, Vic has scored at least 20 goals and needs just 7 more games to reach the 1,000 mark in games played.

Season	Club	League	Regular Season					Playoffs				
			GP	G	A	PTS	PIM	GP	G	A	PTS	PIM
1959-60	Buffalo	AHL	1	0	0	0	0	-	-	-	-	-
1960-61	Buffalo	AHL	62	5	16	21	111	3	0	0	0	11
1961-62	NY Rangers	NHL	44	3	1	4	22	4	0	0	0	2
1962-63	NY Rangers	NHL	36	5	6	11	32	-	-	-	-	-
1962-63	Baltimore	AHL	29	10	9	19	84	-	-	-	-	-
1963-64	NY Rangers	NHL	69	14	11	25	151	-	-	-	-	-
1964-65	NY Rangers	NHL	70	18	20	38	102	-	-	-	-	-
1965-66	NY Rangers	NHL	67	16	19	35	112	-	-	-	-	-
1966-67	NY Rangers	NHL	69	13	20	33	80	4	1	0	1	17
1967-68	NY Rangers	NHL	59	20	19	39	45	6	1	2	3	6
1968-69	NY Rangers	NHL	73	26	40	66	108	4	2	1	3	2
1969-70	NY Rangers	NHL	71	20	34	54	69	-	-	-	-	-
1970-71	NY Rangers	NHL	63	22	22	44	38	12	8	5	13	46
1971-72	NY Rangers	NHL	78	50	56	106	142	16	7	9	16	22
1972-73	NY Rangers	NHL	63	28	34	62	60	9	2	2	4	11
1973-74	NY Rangers	NHL	77	27	28	55	75	6	1	0	1	0
1974-75	Pittsburgh	NHL	78	31	42	73	72	9	4	2	6	0
1975-76	Pittsburgh	NHL	76	30	35	65	46	3	1	0	1	11
	NHL Totals		993	323	387	710	1154	73	27	21	48	117
	Pgh. Totals		154	61	77	138	118	12	5	2	7	11

Drafted by NY RANGERS from CHICAGO, June, 1961 . . . Traded to PITTSBURGH by NY RANGERS for Nick Beverley, May 30, 1974.

DENIS HERRON


Goaltender 5'11" 165 lbs.
 Age: 24 (June 18, 1952)
 Born: Chambly, Quebec
 Shoots: Left
 Acquired: Signed as free agent from
 Kansas City in 1976



Denny Herron returns to the team that he started with. A 1972 third round draft choice, Denny broke into the NHL with back to back shutouts in his first two away games against the New York Islanders and Vancouver. Denny was traded to Kansas City with Jean Guy Lagace for Michel Plasse in January of 1975, but returned to Pittsburgh as a free agent during the off-season. To compensate Kansas City/Colorado, the Pens gave up Plasse, Simon Nolet and Colin Campbell. Denny played in 64 games with the Scouts last year and had a 4.03 average. Of the 12 wins and 12 ties racked up by the Scouts, Herron was in goal for all but one win and one tie. Now 24 years old and with experience behind him, Denny should be one of the keys to success for Pittsburgh this year.

RICK KEHOE

Right Wing 5'11" 180 lbs.
 Age: 25 (July 15, 1951)
 Born: Windsor, Ontario
 Shoots: Right
 Acquired: Trade with Toronto in 1974



Rick Kehoe needed one goal to give Pittsburgh an NHL record tying six players with 30 goals or more, but he still finished with his best year ever in the NHL with 76 points and 47 assists. Rick tied a club record by scoring three goals in one period against Buffalo on March 10. He has averaged almost a point a game since coming to the Penguins from Toronto in 1974, and has been especially tough against his former team scoring 9 goals in 9 games.

Season	Club	League	Regular Season					Playoffs				
			GP	MP	GA	SO	AVG	GP	MP	GA	SO	AVG
1972-73	Pittsburgh	NHL	18	967	55	2	3.41	—	—	—	—	—
1972-73	Hershey	AHL	21	1185	63	0	3.19	4	240	16	0	4.00
1973-74	Pittsburgh	NHL	5	260	18	0	4.15	—	—	—	—	—
1973-74	Salt Lake	WHL	9	530	32	0	3.62	—	—	—	—	—
1973-74	Hershey	AHL	17	967	52	0	3.22	4	242	7	0	1.73
1974-75	Hershey	AHL	12	615	45	0	4.39	—	—	—	—	—
1974-75	Pittsburgh	NHL	3	108	11	0	6.11	—	—	—	—	—
1974-75	Kansas City	NHL	22	1280	80	0	3.75	—	—	—	—	—
1975-76	Kansas City	NHL	64	3620	243	0	4.03	—	—	—	—	—
	NHL Totals		112	6235	407	2	3.92	—	—	—	—	—
	Pgh. Totals		26	1335	84	2	3.78	—	—	—	—	—


Traded to KANSAS CITY by PITTSBURGH with Jean Guy Lagace for Michel Plasse, January 10, 1975 . . . Signed as free agent from KANSAS CITY by PITTSBURGH, August 7, 1976 . . . KANSAS CITY compensated with Michel Plasse, Simon Nolet and Colin Campbell.

Season	Club	League	Regular Season					Playoffs				
			GP	G	A	PTS	PIM	GP	G	A	PTS	PIM
1971-72	Tulsa	CHL	32	18	21	39	20	—	—	—	—	—
1971-72	Toronto	NHL	38	8	8	16	4	2	0	0	0	2
1972-73	Toronto	NHL	77	33	42	75	20	—	—	—	—	—
1973-74	Toronto	NHL	69	18	22	40	8	—	—	—	—	—
1974-75	Pittsburgh	NHL	76	32	31	63	22	9	0	2	2	0
1975-76	Pittsburgh	NHL	71	29	47	76	6	3	0	0	0	0
	NHL Totals		331	120	150	270	60	14	0	2	2	2
	Pgh. Totals		147	61	78	139	28	12	0	2	2	0

Traded to PITTSBURGH by TORONTO for Blaine Stoughton and Pittsburgh's first round draft pick in 1977 Amateur Draft, September 13, 1974.

BOB KELLY

Left Wing 6'2" 195 lbs.
 Age: 30 (June 6, 1946)
 Born: Fort William, Ontario
 Shoots: Left
 Acquired: Trade with St. Louis in 1974



Bob Kelly checked in with 25 goals last year, giving him two straight seasons of 25 or more goals. Included in the 25 last year was a three goal hat trick in California. Bob also picked up 149 penalty minutes last year, a club record by a forward. He shared the team lead with 4 game winning goals. Bob missed three games because of a shoulder separation. "The Battleship" as he is most commonly known tied club records in the 1975 playoffs with 5 goals and 8 points.

Season	Club	League	Regular Season					Playoffs				
			GP	G	A	PTS	PIM	GP	G	A	PTS	PIM
1969-70	Providence	AHL	65	2	5	7	28	—	—	—	—	—
1970-71	Providence	AHL	26	1	0	1	31	—	—	—	—	—
1971-72	Oklahoma Cty,	CHL	6	1	2	3	22	—	—	—	—	—
1971-72	Omaha	CHL	3	2	2	4	4	—	—	—	—	—
1972-73	Rochester	AHL	70	27	35	62	206	6	4	4	8	18
1973-74	St. Louis	NHL	37	9	8	17	45	—	—	—	—	—
1973-74	Pittsburgh	NHL	30	7	10	17	78	—	—	—	—	—
1974-75	Pittsburgh	NHL	69	27	24	51	120	9	5	3	8	17
1975-76	Pittsburgh	NHL	77	25	30	55	149	3	0	0	0	2
NHL Totals			213	68	72	140	392	12	5	3	8	19
Pgh. Totals			176	59	64	123	347	12	5	3	8	19

Traded to NY RANGERS by Rochester for Bill Knibbs and cash, July, 1973... Traded to ST. LOUIS by NY RANGERS for Norm Dennis and Don Borgeson, September, 1973... Traded to PITTSBURGH by ST. LOUIS with Ab DeMarco and Steve Durbano for Greg Polis, Bryan Watson and second round draft choice in 1974 Amateur Draft.

PIERRE LAROUCHE

Center 5'11" 175 lbs.
 Age: 20 (November 16, 1955)
 Born: Taschereau, Quebec
 Shoots: Right
 Acquired: 1974 Amateur Draft (1st round)



There isn't enough space to list all of Pierre Larouche's records and accomplishments. In just two seasons, Pierre has already set a record for being the youngest player in the NHL ever to score 50 goals in one season, and was the first Penguin ever to score 100 points. He finished with club records for goals (53) and points (111). The 20-year old super star closed the season by scoring goals in 7 straight games and points in 16 straight games, to equal two more club records. He added hat tricks against Vancouver and Chicago to give him three in two seasons. He had 18 power play goals and is already 7th on Pittsburgh's all-time scoring list and destined to be Pittsburgh's biggest star. He finished fourth in the all star voting and received votes for the Hart Trophy and Lady Byng.

Season	Club	League	Regular Season					Playoffs				
			GP	G	A	PTS	PIM	GP	G	A	PTS	PIM
1974-75	Pittsburgh	NHL	79	31	37	68	52	9	2	5	7	2
1975-76	Pittsburgh	NHL	76	53	58	111	33	3	0	1	1	0
NHL Totals			155	84	95	179	85	12	2	6	8	2
Pgh. Totals			155	84	95	179	85	12	2	6	8	2

GORDIE LAXTON

Goaltender 5'10" 195 lbs.
 Age: 21 (March 16, 1955)
 Born: Montreal, Quebec
 Shoots: Left
 Acquired: 1975 Amateur Draft (1st round)



Gordon Laxton broke into the NHL in a big way last year beating the Washington Capitals 4-2 in his first pro game. The 21-year old goaltender was a first round draft pick in 1975 and was the first goalie selected in the draft that year. Gordon saw action in 8 games in the NHL last season. He also played 31 games for the Hershey Bears and helped lead them into the Calder Cup Finals. Gordie signed a three-year contract last year, but Pittsburgh has the option to increase that to five years. Laxton gives the Pens two good young goaltenders to build around for the future.

LOWELL MACDONALD

Left Wing 5'11" 185 lbs.
 Age: 35 (August 30, 1941)
 Born: New Glasgow, Nova Scotia
 Shoots: Right
 Acquired: 1970 Intra-League Draft
 (from Los Angeles)



For the third time in the past four years, Lowell MacDonald scored 30 or more goals. After coming back from four knee operations Lowell played in every game in two straight seasons, but missed 11 games last year because of a broken thumb. He also leads the team in hat tricks with four, including three against Minnesota. He holds the club record for fastest hat trick (4:17) and set a new mark of 43 assists by a left wing last year. Lowell needs 25 points to reach 400 in the NHL and 9 points to hit 300 as a Penguin.

Season	Club	League	Regular Season					Playoffs				
			GP	G	A	PTS	PIM	GP	G	A	PTS	PIM
1961-62	Detroit	NHL	1	0	0	0	2	-	-	-	-	-
1962-63	Detroit	NHL	26	2	1	3	8	1	0	0	0	2
1962-63	Pittsburgh	AHL	41	20	19	39	4	-	-	-	-	-
1963-64	Detroit	NHL	10	1	4	5	0	-	-	-	-	-
1963-64	Pittsburgh	AHL	59	31	29	60	6	5	3	1	4	2
1964-65	Pittsburgh	AHL	59	16	20	36	10	2	0	0	0	0
1964-65	Detroit	NHL	9	2	1	3	0	-	-	-	-	-
1965-66	Rochester	AHL	1	0	0	0	0	-	-	-	-	-
1965-66	Tulsa	CHL	57	33	25	58	4	11	5	4	9	0
1966-67	Tulsa	CHL	33	14	17	31	8	-	-	-	-	-
1967-68	Los Angeles	NHL	74	21	24	45	12	7	3	4	7	2
1968-69	Springfield	AHL	9	6	9	15	0	-	-	-	-	-
1968-69	Los Angeles	NHL	58	14	14	28	10	7	2	3	5	0
1969-70	Springfield	AHL	14	4	3	7	0	3	0	0	0	0
1970-71	Pittsburgh	NHL	10	0	1	1	0	-	-	-	-	-
1971-72	Injured											
1972-73	Pittsburgh	NHL	78	34	41	75	8	-	-	-	-	-
1973-74	Pittsburgh	NHL	78	43	39	82	14	-	-	-	-	-
1974-75	Pittsburgh	NHL	71	27	33	60	24	9	4	2	6	4
1975-76	Pittsburgh	NHL	69	30	43	73	12	3	1	0	1	0
NHL Totals			484	174	201	375	90	27	10	9	19	8
Pgh. Totals			306	134	157	291	58	12	5	2	7	4

Traded to TORONTO by DETROIT with Marcel Pronovost, Ed Joyal, Larry Jeffrey and Aut Erickson for Andy Bathgate, Billy Harris and Gary Jarrett, May, 1965... Drafted from TORONTO by LOS ANGELES in 1967 Expansion Draft... Drafted from LOS ANGELES by PITTSBURGH in 1970 Intra-League Draft.

Season	Club	League	Regular Season					Playoffs				
			GP	MP	GA	SO	AVG	GP	MP	GA	SO	AVG
1975-76	Hershey	AHL	31	1857	104	0	3.36	6	309	19	0	3.69
1975-76	Pittsburgh	NHL	8	414	31	0	4.49	-	-	-	-	-
NHL Totals			8	414	31	0	4.49	-	-	-	-	-
Pgh. Totals			8	414	31	0	4.49	-	-	-	-	-

GREG MALONE

Center 6'0" 190 lbs.
 Age: 20 (March 8, 1956)
 Born: Fredrick, N. B.
 Shoots: Left
 Acquired 1976 Amateur Draft
 (2nd Round)



Greg Malone could be one of the real surprises on the Penguins roster this year. He was selected as the first player in the second round after being the Captain of the Oshawa Generals of the Ontario Hockey Association. Greg scored 36 goals and 36 assists for 72 points in 61 games, but his hard work and strong checking make him a very valuable player. Greg can play either center or left wing and will give the Pens versatility at those two positions. He was used to kill penalties during the pre-season and responded well to those chores.

LEW MORRISON

Right Wing 6'0" 185 lbs.
 Age: 28 (February 11, 1948)
 Born: Gainsborough, Saskatchewan
 Shoots: Right
 Acquired: Trade with Washington in 1974




Lew Morrison has always been considered as one of the top penalty killers in the NHL and he will have that responsibility again this year with the Pens. He scored only 4 goals last year, but 2 of them were shorthanded. Lew has been in the NHL since 1969 when he broke in with Philadelphia. He has also played for Atlanta and Washington before coming to Pittsburgh in a 1974 trade for Ron Lalonde.

Season	Club	League	Regular Season					Playoffs				
			GP	G	A	PTS	PIM	GP	G	A	PTS	PIM
1968-69	Quebec	AHL	70	12	13	25	24	15	4	5	9	6
1969-70	Philadelphia	NHL	66	9	10	19	19	-	-	-	-	-
1970-71	Philadelphia	NHL	78	5	7	12	25	4	0	0	0	2
1971-72	Richmond	NHL	12	4	5	9	2	-	-	-	-	-
1971-72	Philadelphia	NHL	58	5	5	10	26	-	-	-	-	-
1972-73	Atlanta	NHL	78	6	9	15	19	-	-	-	-	-
1973-74	Atlanta	NHL	52	1	4	5	0	-	-	-	-	-
1974-75	Washington	NHL	18	0	4	4	6	-	-	-	-	-
1974-75	Pittsburgh	NHL	52	7	5	12	4	9	0	0	0	0
1975-76	Pittsburgh	NHL	78	4	5	9	8	3	0	0	0	0
NHL Totals			480	37	49	86	107	16	0	0	0	2
Pgh. Totals			130	11	10	21	12	12	0	0	0	0

Drafted from PHILADELPHIA by ATLANTA in 1972 Expansion Draft... Drafted from ATLANTA by WASHINGTON in 1974 Expansion Draft... Traded to PITTSBURGH by WASHINGTON for Ron Lalonde, December 14, 1974.

DENNIS OWCHAR (owe-char)

Defense 5'11" 190 lbs.
 Age: 23 (March 28, 1953)
 Born: Dryden, Ontario
 Shoots: Right
 Acquired: 1973 Amateur Draft (3rd round)



Denny Owchar starts his fourth season in the Pittsburgh organization and this year promises to be his best. After playing 46 and 54 games, Denny is ready to step into a regular playing spot on the club. Denny has a strong shot and scored 11 goals in two seasons of play in the NHL. He also registered a hat trick last year while spending time in Hershey. A hard hitting defenseman, he will pick up some valuable experience and tips from veterans Ed Van Impe, Don Awrey, and Dave Burrows and blossom into one of the best young rearguards in the game.

JEAN PRONOVOST

Right Wing 6'0" 185 lbs.
 Age: 30 (December 18, 1945)
 Born: Shawinigan Falls, Quebec
 Shoots: Right
 Acquired: Purchased from Boston in 1968



Jean Pronovost's performance of 1975-76, will long be remembered, especially March 24, 1976 when he became the first Penguin in history to score 50 goals in one season. An injury stopped him from 50 the previous year, but there was no stopping him last year. He set club records with points in 16 straight games, 104 points by a right wing, 24 assists and 37 points on the power play and a record 17.4 scoring percentage. For seven straight years he has scored 20 goals or more and has 135 goals in his last three seasons. Jean finished as runnerup to Jean Ratelle in the voting for the Lady Byng Trophy and third in the all star voting for right wing. Jean was also invited to tryout for Team Canada this past summer. He also made the NHL record book when he tied the mark for the fastest opening goal of the game, just six seconds on March 25, 1976 at St. Louis. Jean's lifetime record with Pittsburgh shows 595 games . . . 243 goals . . . 231 assists . . . 474 points.

Season	Club	League	Regular Season					Playoffs				
			GP	G	A	PTS	PIM	GP	G	A	PTS	PIM
1973-74	Hershey	AHL	74	16	17	33	51	14	1	5	6	14
1974-75	Hershey	AHL	24	3	14	17	31	4	0	1	1	0
1974-75	Pittsburgh	NHL	46	6	11	17	67	6	0	1	1	4
1975-76	Hershey	AHL	7	5	1	6	13	-	-	-	-	-
1975-76	Pittsburgh	NHL	54	5	12	17	19	2	0	0	0	2
NHL Totals			100	11	23	34	86	8	0	1	1	6
Pgh. Totals			100	11	23	34	86	8	0	1	1	6

Season	Club	League	Regular Season					Playoffs				
			GP	G	A	PTS	PIM	GP	G	A	PTS	PIM
1966-67	Oklahoma City	CHL	68	21	24	45	81	11	5	2	7	12
1967-68	Oklahoma City	CHL	49	25	25	50	41	7	3	4	7	6
1968-69	Pittsburgh	NHL	76	16	25	41	41	-	-	-	-	-
1969-70	Pittsburgh	NHL	72	20	21	41	45	10	3	4	7	2
1970-71	Pittsburgh	NHL	78	21	24	45	35	-	-	-	-	-
1971-72	Pittsburgh	NHL	68	30	23	53	12	4	1	2	2	0
1972-73	Pittsburgh	NHL	66	21	22	43	16	-	-	-	-	-
1973-74	Pittsburgh	NHL	77	40	32	72	22	-	-	-	-	-
1974-75	Pittsburgh	NHL	78	43	32	75	37	9	3	3	6	6
1975-76	Pittsburgh	NHL	80	52	52	104	24	3	0	0	0	2
NHL Totals			595	243	231	474	232	26	7	8	15	10
Pgh. Totals			595	243	231	474	232	26	7	8	15	10

Sold to PITTSBURGH by BOSTON, May 21, 1968.

RON SCHOCK

Center 5'11" 180 lbs.
 Age: 32 (December 19, 1943)
 Born: Chapleau, Ontario
 Shoots: Left
 Acquired: Trade with St. Louis in 1969




One of Ron Schock's best performances won't make the record book. In a final pre-season game against a WHA opponent, Ron scored the three goal hat trick in the final period to give the Pens a 6-4 come from behind win. His 1975-76 scoring was the second best effort he has turned in with 44 assists and 62 points. The previous season he set a club record with 63 assists and 86 points. A very durable and hard working performer, Ron has missed only two games in five years. He has scored 13 shorthanded goals with Pittsburgh and will reach the 800 games played level this year. Captain Schock also holds the club mark for fastest two assists by one player (7 seconds).

Season	Club	League	Regular Season					Playoffs				
			GP	G	A	PTS	PIM	GP	G	A	PTS	PIM
1962-63	Kingston	EPHL	1	0	1	1	0	—	—	—	—	—
1963-64	Minneapolis	CHL	—	—	—	—	—	2	0	3	3	0
1963-64	Boston	NHL	5	1	2	3	0	—	—	—	—	—
1964-65	Boston	NHL	33	4	7	11	14	—	—	—	—	—
1965-66	Boston	NHL	24	2	2	4	6	—	—	—	—	—
1965-66	San Francisco	WHL	43	11	21	32	28	7	1	5	6	6
1966-67	Boston	NHL	66	10	20	30	8	—	—	—	—	—
1967-68	Kansas City	CHL	10	2	8	10	2	—	—	—	—	—
1967-68	St. Louis	NHL	55	9	9	18	17	12	1	2	3	0
1968-69	St. Louis	NHL	67	12	27	39	14	12	1	2	3	6
1969-70	Pittsburgh	NHL	76	8	21	29	40	10	1	6	7	7
1970-71	Pittsburgh	NHL	71	14	26	40	20	—	—	—	—	—
1971-72	Pittsburgh	NHL	77	17	29	46	22	4	1	0	1	6
1972-73	Pittsburgh	NHL	78	13	36	49	23	—	—	—	—	—
1973-74	Pittsburgh	NHL	77	14	29	43	22	—	—	—	—	—
1974-75	Pittsburgh	NHL	80	23	63	86	36	9	0	4	4	10
1975-76	Pittsburgh	NHL	80	18	44	62	28	3	0	1	1	0
NHL Totals			789	145	315	460	250	50	4	15	19	29
Pgh. Totals			539	107	248	355	191	26	2	11	13	23

Drafted by ST. LOUIS from BOSTON in 1967 Expansion Draft . . . Traded to PITTSBURGH by ST. LOUIS for Lou Angotti and first round draft choice in 1971 Amateur Draft, June 6, 1969.

RON STACKHOUSE

Defense 6'3" 210 lbs.
 Age: 27 (August 26, 1949)
 Born: Haliburton, Ontario
 Shoots: Right
 Acquired: Trade with Detroit in 1974



In two seasons with Pittsburgh, Ron Stackhouse has turned in some impressive scoring marks with 26 goals and 105 assists for 131 points. His 71 points and 60 assists last year were new records by a defenseman. He was the co-MVP in 1974-75 and was the Unsung Hero last year. Playing in all 80 games, Ron led the club in the all important plus/minus category. He also set a mark on April 3 when he fired 14 shots on goal against Washington. Ron has assisted on 22 power play goals in each of the last two seasons and his strong shot and puck handling ability makes him a strong point man.

Season	Club	League	Regular Season					Playoffs				
			GP	G	A	PTS	PIM	GP	G	A	PTS	PIM
1969-70	Providence	AHL	65	1	5	6	37	—	—	—	—	—
1969-70	Seattle	WHL	—	—	—	—	—	5	0	0	0	0
1970-71	California	NHL	78	8	24	32	73	—	—	—	—	—
1971-72	California	NHL	6	1	3	4	6	—	—	—	—	—
1971-72	Detroit	NHL	73	5	25	30	83	—	—	—	—	—
1972-73	Detroit	NHL	78	5	29	34	82	—	—	—	—	—
1973-74	Detroit	NHL	33	2	14	16	33	—	—	—	—	—
1973-74	Pittsburgh	NHL	36	4	15	19	33	—	—	—	—	—
1974-75	Pittsburgh	NHL	72	15	45	60	52	9	2	6	8	10
1975-76	Pittsburgh	NHL	80	11	60	71	76	3	0	0	0	0
NHL Totals			456	51	215	266	438	12	2	6	8	10
Pgh. Totals			188	30	120	150	161	12	2	6	8	10

Traded to DETROIT by CALIFORNIA for Tom Webster, October 22, 1971. Traded to PITTSBURGH by DETROIT for Jim Rutherford and Jack Lynch, January 17, 1974.

ED VAN IMPE

Defense 5'10" 205 lbs.
 Age: 36 (May 27, 1940)
 Born: Saskatoon, Saskatchewan
 Shoots: Left
 Acquired: In trade with Philadelphia in 1976



Ed Van Impe came to the Penguins late last season after nine years with the Philadelphia Flyers. He was the first player selected in the Flyers expansion draft and also their first captain. A rugged performer in front of the net, Ed has picked up over 1,000 penalty minutes in his career and was also a solid member of Philadelphia's two-time Stanley Cup championship aggregation. Van Impe will be just another strong defensive addition to the lineup.

DUNC WILSON

Goaltender 5'11" 175 lbs.
 Age: 28 (March 22, 1948)
 Born: Toronto, Ont.
 Shoots: Left
 Acquired: Trade with NY Rangers 1976



Season	Club	League	Regular Season				Playoffs					
			GP	G	A	PTS	PIM	GP	G	A	PTS	PIM
1960-61	Calgary	WHL	66	4	15	19	123	5	0	2	2	16
1961-62	Buffalo	AHL	70	0	19	19	172	11	0	1	1	25
1962-63	Buffalo	AHL	65	3	12	15	196	13	1	4	5	34
1963-64	Buffalo	AHL	70	4	22	26	193	—	—	—	—	—
1964-65	Buffalo	AHL	72	5	6	11	197	9	0	0	0	26
1965-66	Buffalo	AHL	70	9	28	37	153	—	—	—	—	—
1966-67	Chicago	NHL	61	8	11	19	111	6	0	0	0	8
1967-68	Philadelphia	NHL	67	4	13	17	141	7	0	4	4	11
1968-69	Philadelphia	NHL	68	7	12	19	112	1	0	0	0	17
1969-70	Philadelphia	NHL	65	0	10	10	117	—	—	—	—	—
1970-71	Philadelphia	NHL	77	0	11	11	80	4	0	1	1	8
1971-72	Philadelphia	NHL	73	4	9	13	78	—	—	—	—	—
1972-73	Philadelphia	NHL	72	1	11	12	76	11	0	0	0	16
1973-74	Philadelphia	NHL	77	2	16	18	119	17	1	2	3	41
1974-75	Philadelphia	NHL	78	1	17	18	109	17	0	4	4	28
1975-76	Philadelphia	NHL	40	0	8	8	60	—	—	—	—	—
1975-76	Pittsburgh	NHL	12	0	5	5	16	3	0	1	1	2
1975-76	NHL Totals		690	27	123	150	1019	66	1	12	13	131
	Pgh. Totals		12	0	5	5	16	3	0	1	1	2

Drafted by PHILADELPHIA from CHICAGO in 1967 Expansion Draft. Traded to PITTSBURGH with Bob Taylor by PHILADELPHIA for Gary Inness and future considerations, March 8, 1976.

Regular Schedule

Playoffs

Season	Club	League	Regular Schedule		Playoffs		GA	SO		
			GPI	MINS	GPI	MINS				
1968-69	Quebec	AHL	37	1814	98	0	15	835	38	0
1969-70	Philadelphia	NHL	1	60	3	0	—	—	—	—
1969-70	Quebec	AHL	57	3288	191	2	4	272	10	0
1970-71	Vancouver	NHL	35	1791	128	0	—	—	—	—
1971-72	Vancouver	NHL	53	2870	173	1	—	—	—	—
1972-73	Vancouver	NHL	43	2423	159	1	—	—	—	—
1973-74	Toronto	NHL	24	1412	68	1	—	—	—	—
1974-75	Toronto	NHL	25	1393	86	0	—	—	—	—
	NY Rangers	NHL	3	180	13	0	—	—	—	—
1975-76	NY Rangers	NHL	20	1080	76	0	—	—	—	—
1975-76	Baltimore	AHL	6	325	15	1	—	—	—	—
	NHL Totals		204	11209	716	3	—	—	—	—

Drafted by Vancouver from Philadelphia in Expansion Draft, June 10, 1970. Traded to Toronto by Vancouver for Larry McIntre and Murray Heatley, May 29, 1973. Claimed on waivers by NY Rangers from Toronto, February 14, 1975. Traded to Pittsburgh by NY Rangers for cash and other considerations, October 8, 1976.

PENGUINS AMATEUR DRAFT CHOICES

1976-77 PRE-SEASON SCORING

NAME	GP	G	A	PTS	PIM
Pierre Larouche	8	6	11	17	4
Ron Stackhouse	8	4	11	15	6
Rick Kehoe	8	6	5	11	0
Greg Malone	10	3	8	11	8
Syl Apps	8	2	9	11	16
Blair Chapman	10	6	4	10	2
Ron Schock	8	5	5	10	2
Wayne Bianchin	10	5	1	6	6
Dennis Owchar	8	3	3	6	6
Stan Gilbertson	8	4	1	5	0
Bob Kelly	8	3	2	5	14
Dave Burrows	8	1	4	5	2
Russ Anderson	10	1	4	5	14
Lew Morrison	8	1	2	3	2
Don Awrey	4	0	2	2	2
Jean Pronovost	5	0	2	2	0
Mario Faubert	10	0	2	2	6
Lowell MacDonald	2	1	0	1	0
Vic Hadfield	2	0	1	1	0
Ed Gilbert	8	0	1	1	4
Jacques Cossette	2	0	0	0	0
Ed Van Impe	10	0	0	0	10
TOTAL	10	51	78	129	110
	GP	MP	GA	AVG	W-L-T
Gordon Laxton	6	270	15	3.33	3-1-0
Denis Herron	7	330	20	3.64	4-2-0
TOTAL	10	600	35	3.50	7-3-0

1967 EXPANSION DRAFT

No.	Player	Pos.	Team
1.	Joe Daley	G	Detroit
2.	Roy Edwards	G	Chicago
3.	Earl Ingarfield	C	New York
4.	Al MacNeil	D	New York
5.	Larry Jeffrey	LW	Toronto
6.	Ab McDonald	LW	Detroit
7.	Leo Boivin	D	Detroit
8.	Noel Price	D	Montreal
9.	Keith McCreary	LW	Montreal
10.	Ken Schinkel	RW	New York
11.	Bob Dillabough	C	Boston
12.	Art Stratton	C	Chicago
13.	Val Fonteyne	LW	Detroit
14.	Jeannot Gilbert	C	Boston
15.	Tom McCarthy	LW	Montreal
16.	Billy Dea	LW	Chicago
17.	Bob Rivard	LW	Montreal
18.	Mel Pearson	LW	Chicago
19.	Andy Bathgate	RW	Detroit
20.	Les Hunt	D	New York

1969 AMATEUR DRAFT

Rd	Player	Pos.	Choice
1.	Rick Kessel	C	15
2.	Michel Briere	C	26
3.	Yvon Labre	D	38
4.	Rusty Patenaude	RW	50
5.	Paul Hoganson	G	62

1970 AMATEUR DRAFT

1.	Greg Polis	LW	7
2.	John Stewart	LW	21
3.	Larry Bignell	D	35
4.	Connie Forey	LW	49
5.	Steve Cardwell	LW	63
6.	Bob Fitchener	C	77
7.	Jim Pearson	D	90
8.	Cam Newton	G	112
9.	Ron Lemieux	RW	120

1971 AMATEUR DRAFT

1.	Traded to St. Louis for Ron Schock		
2.	Brian McKenzie	C	18
3.	Joe Norris	D	32
4.	Gerry Methe	D	46
5.	Dave Murphy	G	60
6.	Ian Williams	RW	74
7.	Doug Elliott	D	88

1972 AMATEUR DRAFT

1.	Traded to Minnesota for Bob Woytowich		
2.	Jack Lynch	D	24
2.	Bernie Lukowich	LW	30
3.	Denis Herron	G	40
4.	Ron Lalonde	C	56
5.	Brian Walker	C	72
6.	Jeff Ablett	LW	88
7.	D'Arcy Keating	D	104
8.	Yves Bergeron	RW	120
9.	Jay Babcock	LW	136
10.	Don Atchison	G	149

1973 AMATEUR DRAFT

1.	Blaine Stoughton	RW	7
2.	Wayne Bianchin	LW	23
2.	Colin Campbell	D	27
3.	Traded to Detroit for Andy Brown		
4.	Dennis Owchar	D	55
5.	Guido Tenesi	D	71
6.	Don Seiling	LW	87
7.	Terry Ewasiuk	LW	103
8.	Fred Comrie	C	119
9.	Gord Lane	D	134
10.	Randy Aimoe	D	150
11.	Don McLeod	C	164

1974 AMATEUR DRAFT

1.	Pierre Larouche	C	8
2.	Jacques Cossette	RW	27
3.	Traded to Detroit for Nelson Debenedet		
4.	Mario Faubert	D	62
5.	Bruce Aberhart	G	80
6.	William Schneider	LW	98
7.	Robbie Laird	LW	116
8.	Larry Finck	D	133
9.	Jim Chicoyne	D	150
10.	Rick Uhrich	RW	166
11.	Serge Gamelin	RW	181
12.	Richard Perron	D	195
13.	Richard Hindmarch	RW	206
14.	William Davis	D	216
15.	J. D. Mathers	D	223

1975 AMATEUR DRAFT

1.	Gordon Laxton	G	13
2.	Russ Anderson	D	31
3.	Paul Baxter	D	49
4.	Stu Younger	LW	67
5.	Kim Clackson	D	85
6.	Peter Morris	LW	103
7.	Mike Will	C	121
8.	Tapio Levo	D	139
9.	Bryon Shutt	LW	155
10.	Frank Salive	G	170
11.	John Glynne	D	185
12.	Lex Hudson	D	196
13.	Dan Tsubouchi	RW	202
14.	Bronislav Stankovsky	LW	206
15.	Kelly Secord	RW	217

1976 AMATEUR DRAFT

1.	Blair Chapman	RW	2
2.	Greg Malone	C	19
2.	Peter Marsh	RW	29
3.	Morris Lukowich	LW	47
4.	Greg Redquest	G	65
5.	Brendan Lowe	D	83
6.	Vic Sirko	D	101

1975-76 NHL SCORING LEADERS

NAME — TEAM	GP	G	A	PTS
Guy Lafleur, Montreal	80	56	69	125
Bobby Clarke, Philadelphia	76	30	89	119
Gil Perreault, Buffalo	80	44	69	113
Bill Barber, Philadelphia	80	50	62	112
Pierre Larouche, Pittsburgh	76	53	58	111
Jean Ratelle, NYR - Bos.	80	36	69	105
Pete Mahovich, Montreal	80	34	71	105
Jean Pronovost, Pittsburgh	80	52	52	104
Darryl Sittler, Toronto	79	41	59	100
Syl Apps, Pittsburgh	80	32	67	99
Denis Potvin, NY Islanders	78	31	67	98
Bryan Trottier, NY Islanders	80	32	63	95
Marcel Dionne, Los Angeles	80	40	54	94
Lanny McDonald, Toronto	75	37	56	93
Reggie Leach, Philadelphia	80	61	30	91
Rene Robert, Buffalo	72	35	52	87
Rick Martin, Buffalo	80	49	37	86
Rod Gilbert, NY Rangers	70	36	50	86
Chuck Lefley, St. Louis	75	43	42	85
Garry Unger, St. Louis	80	39	44	83
John Bucyk, Boston	77	36	47	83
Phil Esposito, Bos. - NYR	74	35	48	83
Steve Vickers, NY Rangers	80	30	53	83
Tom Lysiak, Atlanta	80	31	51	82
Walt McKechnie, Detroit	80	26	56	82

LEAGUE LEADERS

Goals	Reggie Leach, Philadelphia	61
Assists	Bobby Clarke, Philadelphia	89
Points	Guy Lafleur, Montreal	125
Penalty Minutes	Steve Durban, Pgh. - KC	370
Power Play Goals	Phil Esposito, Bos. - NYR	19
Shorthanded Goals	Chuck Lefley, St. Louis	8
Winning Goals	Guy Lafleur, Montreal	12
	Yvan Cournoyer, Montreal	12
Goals Against Avg.	Ken Dryden, Montreal	2.03
Shutouts	Ken Dryden, Montreal	8

1975-1976 SCORING REGULAR SEASON

NAME	GP	G	A	PTS	PIM
Pierre Larouche	76	53	58	111	33
Jean Pronovost	80	52	52	104	24
Syl Apps	80	32	67	99	24
Rick Kehoe	71	29	47	76	6
Lowell MacDonald	69	30	43	73	12
Ron Stackhouse	80	11	60	71	76
Vic Hadfield	76	30	35	65	46
Ron Schock	80	18	44	62	28
Bob Kelly	77	25	30	55	149
Dave Burrows	80	7	22	29	51
Barry Wilkins	75	0	27	27	106
Stan Gilbertson	48	13	8	21	6
Simon Nolet	39	9	8	17	2
Colin Campbell	64	7	10	17	105
Dennis Owchar	54	5	12	17	19
Chuck Arnason	30	7	3	10	14
Lew Morrison	78	4	5	9	8
Mario Faubert	21	1	8	9	10
Steve Durban	32	0	8	8	161
Harvey Bennett	25	3	3	6	53
Wayne Bianchin	14	1	5	6	4
Ed Van Impe	12	0	5	5	16
Bob McManama	12	1	2	3	4
Ed Gilbert	38	1	1	2	0
Jacques Cossette	7	0	2	2	9
Michel Plasse	56	0	2	2	18
Bob Taylor	2	0	0	0	0
Gordie Laxton	8	0	0	0	0
Bob Paradise	9	0	0	0	4
Gary Inness	23	0	0	0	2
Bench					14

TOTAL 80 339 567 906 1004

GOALIES

NAME	GP	MP	GF	GA	ENG	SO	AVG	W-L-T
Michel Plasse	55	3096	221	178	1	2	3.45	24-19-10
Gary Inness	23	1212	90	82	1	0	4.06	8-9-2
Gordie Laxton	8	414	24	31	2	0	4.49	3-4-0
Bob Taylor	2	78	4	7	1	0	5.38	0-1-0

TOTAL 80 4800 339 298 5 2 3.79 35-33-12

1975-76 PLAYOFF SCORING

NAME	GP	G	A	PTS	PIM
Stan Gilbertson	3	1	1	2	2
Vic Hadfield	3	1	0	1	11
Lowell MacDonald	3	1	0	1	0
Syl Apps	3	0	1	1	0
Pierre Larouche	3	0	1	1	0
Ron Schock	3	0	1	1	0
Ed Van Impe	3	0	1	1	2
Barry Wilkins	3	0	1	1	4
Dennis Owchar	2	0	0	0	2
Dave Burrows	3	0	0	0	0
Colin Campbell	3	0	0	0	0
Rick Kehoe	3	0	0	0	0
Bob Kelly	3	0	0	0	2
Lew Morrison	3	0	0	0	0
Simon Nolet	3	0	0	0	0
Michel Plasse	3	0	0	0	2
Jean Pronovost	3	0	0	0	0
Ron Stackhouse	3	0	0	0	0
TOTAL	3	3	6	9	25

GOALIES	GP	MP	GA	ENG	SO	AVG	W-L
Michel Plasse	3	180	8	0	1	2.67	1-2

1975-76 INDIVIDUAL SCORING BREAKDOWN

NAME	WG	TG	GF	PPG	SHG	H	A	1H	2H	TOT
Syl Apps	4*	3*	2	7	1	14	18	14	18	32
Chuck Arnason	2	0	1	0	0	6	1	7	0	7
Harvey Bennett	1	0	0	1	0	1	2	3	0	3
Wayne Bianchin	1	0	0	0	0	0	1	1	0	1
Dave Burrows	2	0	1	1	1	3	4	4	3	7
Colin Campbell	1	0	1	1	0	4	3	3	4	7
Mario Faubert	0	0	0	1	0	1	0	0	1	1
Ed Gilbert	0	0	0	0	0	1	0	0	1	1
Stan Gilbertson	1	0	2	3	0	11	2	3	10	13
Vic Hadfield	2	1	3	3	0	18	12	17	13	30
Rick Kehoe	2	0	5	5	0	14	15	12	17	29
Bob Kelly	4*	0	3	5	0	18	7	12	13	25
Pierre Larouche	3	2	7*	18*	0	27	26*	23	30*	53*
Lowell MacDonald	3	0	4	12	0	19	11	12	18	30
Bob McManama	0	0	0	0	1	1	0	1	0	1
Lew Morrison	0	1	1	0	2*	1	3	3	1	4
Simon Nolet	1	1	0	1	0	8	1	1	8	9
Dennis Owchar	0	0	0	1	0	4	1	4	1	5
Jean Pronovost	3	3*	5	13	2*	28*	24	27*	25	52
Ron Schock	3	1	1	2	1	12	6	8	10	18
Ron Stackhouse	2	0	4	1	0	5	6	3	8	11
TOTAL	35	12	40	75	8	196	143	158	181	339

Key to Abbreviations: **WG** – Winning Goals; **TG** – Tying Goals; **GF** – First Goal of Game; **PPG** – Power Play Goals; **SHG** – Shorthanded Goals; **H** – Home Goals; **A** – Away Goals; **1H** First Half of Season; **2H** – Second Half of Season; **TOT** – Total Goals

* Denotes Leader in Category

PITTSBURGH CAREER SCORING – NINE YEARS

NAME	GP	G	A	PTS	PIM
1. Jean Pronovost	595	243	231	474	232
2. Syl Apps	414	133	299	432	221
3. Ron Schock	539	107	248	355	191
4. Lowell MacDonald	306	134	157	291	58
5. Ken Schinkel	371	93	143	236	86
6. Bryan Hextall	335	71	115	186	498
7. Pierre Larouche	155	84	95	179	85
8. Greg Polis	256	88	70	158	146
9. Ron Stackhouse	188	30	120	150	161
10. Keith McCreary	292	82	59	141	199
11. Rick Kehoe	147	61	78	139	28
12. Vic Hadfield	154	61	77	138	118
13. Al McDonough	152	56	74	130	46
14. Bob Kelly	176	59	64	123	347
15. Val Fonteyne	349	39	82	121	4
16. Duane Rupp	265	21	83	104	170
17. Andy Bathgate	150	35	68	103	89
18. Dave Burrows	384	17	85	102	220
19. Nick Harbaruk	308	40	61	101	257
20. Wally Boyer	203	32	62	94	81
21. Bob Woytowich	248	22	71	93	151
22. Dean Prentice	144	47	42	89	32
23. Chuck Arnason	149	46	40	86	50
24. Darryl Edestrand	158	25	47	72	140
25. Bryan Watson	304	8	57	65	871
26. Barry Wilkins	133	5	56	61	203
27. Earl Ingarfield	90	23	37	60	16
28. Gene Ubriaco	114	33	26	59	30
29. Eddie Shack	87	30	29	59	96
30. Noel Price	143	8	45	53	109
31. Charlie Burns	76	13	38	51	22
32. Dunc McCallum	185	14	35	49	228
33. Billy Dea	139	26	20	46	12
34. Paul Andrea	90	18	27	45	4
35. Michel Briere	76	12	32	44	20
36. Ab McDonald	74	22	21	43	38
37. Leo Boivin	114	14	26	40	100
38. Glen Sather	122	20	17	37	210
39. Lou Angotti	71	17	20	37	36
40. Art Stratton	58	16	21	37	16
41. Bob McManama	99	11	25	36	28
42. Colin Campbell	123	11	25	36	277
43. Dennis Owchar	100	11	23	34	86
44. Bob Leiter	78	14	17	31	18
45. Wayne Bianchin	85	13	18	31	42
46. Ron Lalonde	108	10	20	30	16
47. Jim Morrison	132	5	25	30	72
48. Bob Paradise	125	5	22	27	152
49. Steve Durbano	66	4	23	27	309
50. Jack Lynch	64	1	25	26	61
51. Jean Guy Lagace	106	4	20	24	119
52. Ab DeMarco	42	9	13	22	8
53. Stan Gilbertson	48	13	8	21	6
54. Lew Morrison	130	11	10	21	12
55. Billy Speer	102	4	17	21	71
56. Steve Cardwell	53	9	11	20	35
57. Bob Blackburn	124	8	12	20	105
58. Billy Harris	55	7	13	20	8
59. Rick Kessell	83	2	18	20	4
60. Bernie Lukowich	53	9	10	19	32
61. Bob Dillabough	61	7	12	19	20
62. Rene Robert	49	7	11	18	42
63. Pete Laframboise	35	5	13	18	8
64. Simon Nolet	39	9	8	17	2
65. Bob Rivard	27	5	12	17	4
66. Tracy Pratt	83	5	12	17	158
67. Ted Snell	55	4	12	16	8
68. Nick Beverley	67	2	14	16	21
69. George Konik	52	7	8	15	26
70. Rod Zaine	37	8	5	13	21
71. John Stewart	40	4	9	13	32
72. Al MacNeil	74	2	10	12	58
73. Blaine Stoughton	34	5	6	11	8
74. Wayne Hicks	15	4	7	11	2
75. Tim Horton	44	2	9	11	40
76. Mario Faubert	31	2	8	10	16
77. Nelson Debendet	31	6	3	9	11
78. Sheldon Kannegiesser	75	2	6	8	76
79. George Swarbrick	31	1	7	8	36
80. Joe Noris	35	2	5	7	20
81. Harvey Bennett	32	3	3	6	53
82. Kelly Pratt	22	0	6	6	15
83. Ron Snell	7	3	2	5	6
84. Yvon Labre	37	2	3	5	32
85. Ed Van Impe	12	0	5	5	16
86. Robin Burns	41	0	5	5	32
87. Mike McMahon	12	1	3	4	19
88. Jim Wiley	26	0	4	4	2
89. Dick Mattiussi	44	0	4	4	32
90. Jim Shires	18	1	2	3	32
91. Larry Bignell	20	0	3	3	2
92. Ron Jones	25	0	3	3	15
93. Michel Plasse	76	0	3	3	24
94. Billy Hicke	12	2	0	2	6
95. Brian McKenzie	6	1	1	2	4
96. Doug Barrie	8	1	1	2	8
97. Garry Swain	9	11	1	2	0
98. Ed Gilbert	38	1	1	2	0
99. Jacques Cossette	7	0	2	2	9
100. John Arbour	17	0	2	2	35

101. Gary Inness	100	0	2	2	4
102. Mel Pearson	2	0	1	1	0
103. Roy Edwards	15	0	1	1	0
104. Cam Newton	16	0	1	1	6
105. Denis Herron	26	0	1	1	0
106. Jim Rutherford	115	0	1	1	18
107. Les Binkley	196	0	1	1	2
108. Marv Edwards	1	0	0	0	0
109. Yves Bergeron	2	0	0	0	0
110. Paul Hoganson	2	0	0	0	0
111. Bob Taylor	2	0	0	0	0
112. Bob Stumpf	3	0	0	0	4
113. Bill Lecaine	4	0	0	0	0
114. Ted Lanyon	5	0	0	0	4
115. Gordie Laxton	8	0	0	0	0
116. Bob Johnson	12	0	0	0	6
117. Hank Nowak	13	0	0	0	11
118. Hank Bassen	25	0	0	0	8
119. Joe Daley	38	0	0	0	2
120. Andy Brown	45	0	0	0	62
121. Al Smith	93	0	0	0	61
Bench					68
TOTAL	698	2171	3572	5743	8527

ALL TIME GOALTENDING 1967-76

NAME	GP	MP	GA	ENG	SO	SAVES	AVG	W-L-T
Roy Edwards	15	847	36	2	0	355	2.55	2-8-4
Hank Bassen	25	1299	62	2	1	616	2.86	7-10-3
Marv Edwards	1	60	3	0	0	30	3.00	0-1-0
Al Smith	91	5027	257	3	4	2282	3.07	24-42-17
Les Binkley	196	11046	574	8	11	5031	3.12	58-94-34
Jim Rutherford	115	6252	327	6	4	2917	3.14	44-49-14
Joe Daley	38	2143	113	3	2	1094	3.16	11-18-6
Gary Inness	100	5366	299	6	2	2592	3.34	39-37-13
Michel Plasse	75	4190	251	1	2	2013	3.59	33-24-14
Cam Newton	16	814	51	2	0	361	3.76	4-7-1
Denis Herron	26	1335	84	0	2	601	3.78	8-11-2
Andy Brown	45	2476	156	0	1	1126	3.78	16-20-6
Gordie Laxton	8	414	31	2	0	171	4.49	3-4-0
Bob Johnson	12	476	40	0	0	237	5.04	3-4-1
Bob Taylor	2	78	7	1	0	41	5.38	0-1-0
Paul Hoganson	2	57	7	0	0	21	7.37	0-1-0
TOTAL	698	41880	2298	36	29	19488	3.34	252-331-115
			(2334)					

SEASON LEADERS

SEASON	GOALS	ASSISTS	POINTS	PENALTY MINUTES
1975-76	Pierre Larouche Jean Pronovost	Syl Apps Ron Stackhouse	Pierre Larouche Jean Pronovost	Steve Durbano Bob Kelly
1974-75	Jean Pronovost Rick Kehoe	Ron Schock Syl Apps	Ron Schock Syl Apps	Colin Campbell Bob Kelly
1973-74	Lowell MacDonald Jean Pronovost	Syl Apps Lowell MacDonald	Syl Apps Lowell MacDonald	Steve Durbano Bryan Watson
1972-73	Al McDonough Lowell MacDonald	Syl Apps Al McDonough Lowell MacDonald	Syl Apps Al McDonough	Bryan Watson Bryan Hexall
1971-72	Jean Pronovost Greg Polis	Syl Apps Ken Schinkel	Syl Apps Jean Pronovost	Bryan Watson Bryan Hexall
1970-71	Jean Pronovost Dean Prentice Keith McCreary	Bryan Hexall Wally Boyer	Bryan Hexall Jean Pronovost	Bryan Hexall Bryan Watson
1969-70	Dean Prentice Ken Schinkel Jean Pronovost	Michel Briere Three players	Dean Prentice Ken Schinkel	Bryan Watson Tracy Pratt
1968-69	Keith McCreary Ken Schinkel	Charlie Burns Ken Schinkel	Ken Schinkel Charlie Burns	Dunc McCallum Bob Woytowich
1967-68	Ab McDonald Andy Bathgate	Andy Bathgate Val Fonteyne	Andy Bathgate Ab McDonald	Leo Boivin Al MacNeil

ALL TIME LEADERS

GAMES PLAYED	GOALS
Jean Pronovost 595	Jean Pronovost 243
Ron Schock 539	Lowell MacDonald . . . 134
Syl Apps 414	Syl Apps 133
Dave Burrows 384	Ron Schock 107
Ken Schinkel 371	Ken Schinkel 93
Val Fonteyne 349	Greg Polis 88
Bryan Hextall 335	Pierre Larouche 84
Nick Harbaruk 308	Keith McCreary 82
Lowell MacDonald . . . 306	Bryan Hextall 71
Bryan Watson 304	Rick Kehoe 61
Keith McCreary 292	Vic Hadfield 61
Duane Rupp 265	Bob Kelly 59
Greg Polis 256	Al McDonough 56
Bob Woytowich 248	Dean Prentice 47
Les Binkley 196	Chuck Arnason 46

ASSISTS	POINTS
Syl Apps 299	Jean Pronovost 474
Ron Schock 248	Syl Apps 432
Jean Pronovost 231	Ron Schock 355
Lowell MacDonald . . . 157	Lowell MacDonald . . . 291
Ken Schinkel 143	Ken Schinkel 236
Ron Stackhouse 120	Bryan Hextall 186
Bryan Hextall 115	Pierre Larouche 179
Pierre Larouche 95	Greg Polis 158
Dave Burrows 85	Ron Stackhouse 150
Duane Rupp 83	Keith McCreary 141
Val Fonteyne 82	Rick Kehoe 139
Rick Kehoe 78	Vic Hadfield 138
Vic Hadfield 77	Al McDonough 130
Al McDonough 74	Bob Kelly 123
Bob Woytowich 71	Val Fonteyne 121

PENALTY MINUTES

Bryan Watson 871	Syl Apps 221
Bryan Hextall 498	Dave Burrows 220
Bob Kelly 347	Glen Sather 210
Steve Durbano 309	Barry Wilkins 203
Colin Campbell 277	Keith McCreary 199
Nick Harbaruk 257	Ron Schock 191
Jean Pronovost 232	Duane Rupp 170
Dunc McCallum 228	

10 BEST SEASONS

GOALS	
Pierre Larouche 53	(1975-76)
Jean Pronovost 52	(1975-76)
Lowell MacDonald 43	(1973-74)
Jean Pronovost 43	(1974-75)
Jean Pronovost 40	(1973-74)
Al McDonough 35	(1972-73)
Lowell MacDonald 34	(1972-73)
Rick Kehoe 32	(1974-75)
Syl Apps 32	(1975-76)
Vic Hadfield 31	(1974-75)
Pierre Larouche 31	(1974-75)

ASSISTS	
Syl Apps 67	(1975-76)
Ron Schock 63	(1974-75)
Syl Apps 61	(1973-74)
Ron Stackhouse 60	(1975-76)
Pierre Larouche 58	(1975-76)
Syl Apps 56	(1972-73)
Syl Apps 55	(1974-75)
Jean Pronovost 52	(1975-76)
Rick Kehoe 47	(1975-76)
Ron Stackhouse 45	(1974-75)

POINTS	
Pierre Larouche 111	(1975-76)
Jean Pronovost 104	(1975-76)
Syl Apps 99	(1975-76)
Ron Schock 86	(1974-75)
Syl Apps 85	(1972-73)
Syl Apps 85	(1973-74)
Lowell MacDonald 82	(1973-74)
Syl Apps 79	(1974-75)
Al McDonough 76	(1972-73)
Rick Kehoe 76	(1975-76)

PENALTY MINUTES	
Bryan Watson 212	(1971-72)
Bryan Watson 189	(1969-70)
Bryan Watson 179	(1972-73)
Colin Campbell 172	(1974-75)
Steve Durbano 161	(1975-76)
Bob Kelly 149	(1975-76)
Steve Durbano 138	(1973-74)
Bryan Watson 137	(1973-74)
Bryan Hextall 133	(1970-71)
Bryan Hextall 126	(1971-72)

1975-76 GAME-BY-GAME RESULTS

Game	Day	Date	Opponent	Result	Score	W-L-T	GF-GA
1	Tue.	Oct. 7	Washington	W	4-2	1-0-0	4-2
2	Sat.	Oct. 11	WASHINGTON	W	7-5	2-0-0	11-7
3	Wed.	Oct. 15	Toronto	W	8-4	3-0-0	19-11
4	Sat.	Oct. 18	DETROIT	W	6-1	4-0-0	25-12
5	Tue.	Oct. 21	MONTREAL	L	1-7	4-1-0	26-19
6	Sat.	Oct. 25	PHILADELPHIA	T	4-4	4-1-1	30-23
7	Thu.	Oct. 30	Los Angeles	L	0-4	4-2-1	30-27
8	Sat.	Nov. 1	Minnesota	L	3-7	4-3-1	33-34
9	Sun.	Nov. 2	Buffalo	L	2-7	4-4-1	35-41
10	Wed.	Nov. 5	NY ISLANDERS	W	7-6	5-4-1	42-47
11	Thu.	Nov. 6	St. Louis	W	5-3	6-4-1	47-50
12	Sat.	Nov. 8	CHICAGO	L	5-7	6-5-1	52-57
13	Sun.	Nov. 9	Philadelphia	L	4-6	6-6-1	56-63
14	Wed.	Nov. 12	Washington	T	6-6	6-6-2	62-69
15	Thu.	Nov. 13	MONTREAL	L	4-5	6-7-2	66-74
16	Sat.	Nov. 15	BUFFALO	L	2-5	6-8-2	68-79
17	Tue.	Nov. 18	CALIFORNIA	L	3-5	6-9-2	71-84
18	Fri.	Nov. 21	Atlanta	W	4-1	7-9-2	75-85
19	Sat.	Nov. 22	LOS ANGELES	W	6-3	8-9-2	81-88
20	Wed.	Nov. 26	DETROIT	W	5-2	9-9-2	86-90
21	Sat.	Nov. 29	NY RANGERS	W	8-3	10-9-2	94-93
22	Sun.	Nov. 30	Boston	L	2-4	10-10-2	96-97
23	Wed.	Dec. 3	Chicago	T	3-3	10-10-3	99-100
24	Thu.	Dec. 4	NY Islanders	L	1-6	10-11-3	100-106
25	Sun.	Dec. 7	TORONTO	W	6-3	11-11-3	106-109
26	Tue.	Dec. 9	Kansas City	L	2-3	11-12-3	108-112
27	Wed.	Dec. 10	Detroit	L	2-3	11-13-3	110-115
28	Sat.	Dec. 13	BOSTON	T	4-4	11-13-4	114-119
29	Sun.	Dec. 14	Montreal	L	4-7	11-14-4	118-126
30	Wed.	Dec. 17	California	W	9-2	12-14-4	127-128
31	Fri.	Dec. 19	Vancouver	L	1-5	12-15-4	128-133
32	Sat.	Dec. 20	Los Angeles	W	5-1	13-15-4	133-134
33	Tue.	Dec. 23	NY Rangers	L	3-4	13-16-4	136-138
34	Fri.	Dec. 26	Atlanta	W	3-2	13-17-4	139-142
35	Sat.	Dec. 27	ATLANTA	W	3-2	14-17-4	142-144
36	Wed.	Dec. 31	LOS ANGELES	W	5-1	15-17-4	147-145
37	Sat.	Jan. 3	PHILADELPHIA	L	4-8	15-18-4	151-153
38	Sun.	Jan. 4	Chicago	L	3-5	15-19-4	154-158
39	Wed.	Jan. 7	California	L	1-4	15-20-4	155-162
40	Sat.	Jan. 10	VANCOUVER	T	3-3	15-20-5	158-165
41	Sun.	Jan. 11	Buffalo	L	0-6	15-21-5	158-171
42	Tue.	Jan. 13	Boston	L	2-6	15-22-5	160-177
43	Thu.	Jan. 15	Philadelphia	L	1-4	15-23-5	161-181
44	Sat.	Jan. 17	BUFFALO	W	3-2	16-23-5	164-183
45	Sun.	Jan. 18	NY RANGERS	W	8-3	17-23-5	172-186
46	Thu.	Jan. 22	MONTREAL	L	3-4	17-24-5	175-190
47	Sat.	Jan. 24	WASHINGTON	W	8-2	18-24-5	183-192
48	Sun.	Jan. 25	MINNESOTA	T	1-1	18-24-6	184-193
49	Thu.	Jan. 29	KANSAS CITY	W	6-2	19-24-6	190-195
50	Sat.	Jan. 31	Kansas City	T	4-4	19-24-7	194-199
51	Sun.	Feb. 1	TORONTO	W	7-1	20-24-7	201-200
52	Thu.	Feb. 5	Boston	L	1-5	20-25-7	202-205
53	Sat.	Feb. 7	Los Angeles	W	7-3	21-25-7	209-208
54	Sun.	Feb. 8	Vancouver	W	7-3	22-25-7	216-211
55	Wed.	Feb. 11	California	T	4-4	22-25-8	220-215
56	Sat.	Feb. 14	NY Islanders	T	4-4	22-25-9	224-219
57	Sun.	Feb. 15	LOS ANGELES	W	6-4	23-25-9	230-223
58	Tue.	Feb. 17	KANSAS CITY	W	6-1	24-25-9	236-224
59	Thu.	Feb. 19	TORONTO	W	7-5	25-25-9	243-229
60	Sat.	Feb. 21	CHICAGO	W	10-1	26-25-9	253-230
61	Sun.	Feb. 22	Detroit	T	2-2	26-25-10	255-232
62	Wed.	Feb. 25	ATLANTA	T	3-3	26-25-11	258-235
63	Sat.	Feb. 28	VANCOUVER	W	5-4	27-25-11	263-239
64	Sun.	Feb. 29	ST. LOUIS	L	3-5	27-26-11	266-244
65	Tue.	Mar. 2	Minnesota	W	6-2	28-26-11	272-246
66	Sat.	Mar. 6	MINNESOTA	W	5-0	29-26-11	277-246
67	Sun.	Mar. 7	NY ISLANDERS	L	3-5	29-27-11	280-251
68	Wed.	Mar. 10	BUFFALO	L	6-7	30-28-11	286-258
69	Sat.	Mar. 13	CALIFORNIA	W	4-2	30-28-11	290-260
70	Sun.	Mar. 14	ST. LOUIS	W	7-1	31-28-11	297-261
71	Tue.	Mar. 16	Montreal	L	4-5	31-29-11	301-268
72	Fri.	Mar. 19	Washington	W	7-3	32-29-11	308-269
73	Sun.	Mar. 21	NY Rangers	W	4-2	33-29-11	312-271
74	Wed.	Mar. 24	BOSTON	T	5-5	33-29-12	317-276
75	Thu.	Mar. 25	St. Louis	L	2-5	33-30-12	319-281
76	Sun.	Mar. 28	DETROIT	W	3-0	34-30-12	322-281
77	Mon.	Mar. 29	Toronto	L	4-5	34-31-12	326-286
78	Wed.	Mar. 31	Montreal	L	3-7	34-32-12	329-293
79	Sat.	Apr. 3	WASHINGTON	L	4-5	34-33-12	333-298
80	Sun.	Apr. 4	Detroit	W	6-5	35-33-12	339-303

*Home Games in Capital Letters

1975-76 GAME-BY-GAME HOME RESULTS

Game	Day	Date	Opponent	Result	Score	W-L-T	GF-GA
1	Sat.	Oct. 11	Washington	W	7-5	1-0-0	7-5
2	Sat.	Oct. 18	Detroit	W	6-1	2-0-0	13-6
3	Tue.	Oct. 21	Montréal	L	1-7	2-1-0	14-13
4	Sat.	Oct. 25	Philadelphia	T	4-4	2-1-1	18-17
5	Wed.	Nov. 5	NY Islanders	W	7-6	3-1-1	25-23
6	Sat.	Nov. 8	Chicago	L	5-7	3-2-1	30-30
7	Thu.	Nov. 13	Montreal	L	4-5	3-3-1	34-35
8	Sat.	Nov. 15	Buffalo	L	2-5	3-4-1	36-40
9	Tue.	Nov. 18	California	L	3-5	3-5-1	39-45
10	Sat.	Nov. 22	Los Angeles	W	6-3	4-5-1	45-48
11	Wed.	Nov. 26	Detroit	W	5-2	5-5-1	50-50
12	Sat.	Nov. 29	NY Rangers	W	8-3	6-5-1	58-53
13	Sun.	Dec. 7	Toronto	W	6-3	7-5-1	64-56
14	Sat.	Dec. 13	Boston	T	4-4	7-5-2	68-60
15	Sat.	Dec. 27	Atlanta	W	3-2	8-5-2	71-62
16	Wed.	Dec. 31	Los Angeles	W	5-1	9-5-2	76-63
17	Sat.	Jan. 3	Philadelphia	L	4-8	9-6-2	80-71
18	Sat.	Jan. 10	Vancouver	T	3-3	9-6-3	83-74
19	Sat.	Jan. 17	Buffalo	W	3-2	10-6-3	89-76
20	Sun.	Jan. 18	NY Rangers	W	8-3	11-6-3	94-79
21	Thu.	Jan. 22	Montreal	L	3-4	11-7-3	97-83
22	Sat.	Jan. 24	Washington	W	8-2	12-7-3	105-85
23	Sun.	Jan. 25	Minnesota	T	1-1	12-7-4	106-86
24	Thu.	Jan. 29	Kansas City	W	6-2	13-7-4	112-88
25	Sun.	Feb. 1	Toronto	W	7-1	14-7-4	119-89
26	Sun.	Feb. 15	Los Angeles	W	6-4	15-7-4	125-93
27	Tue.	Feb. 17	Kansas City	W	6-1	16-7-4	131-94
28	Thu.	Feb. 19	Toronto	W	7-5	17-7-4	138-99
29	Sat.	Feb. 21	Chicago	W	10-1	18-7-4	148-100
30	Wed.	Feb. 25	Atlanta	T	3-3	18-7-5	151-103
31	Sat.	Feb. 28	Vancouver	W	5-4	19-7-5	156-107
32	Sun.	Feb. 29	St. Louis	L	3-5	19-7-6	159-112
33	Sat.	Mar. 6	Minnesota	W	5-0	20-7-6	164-112
34	Sun.	Mar. 7	NY Islanders	L	3-5	20-8-6	167-117
35	Wed.	Mar. 10	Buffalo	L	6-7	20-9-6	173-124
36	Sat.	Mar. 13	California	W	4-2	21-9-6	177-126
37	Sun.	Mar. 14	St. Louis	W	7-1	22-9-6	184-127
38	Wed.	Mar. 24	Boston	T	5-5	22-9-6	189-132
39	Sun.	Mar. 28	Detroit	W	3-0	23-9-6	192-132
40	Sat.	Apr. 3	Washington	L	4-5	23-10-6	196-137

1975-76 GAME-BY-GAME AWAY RESULTS

Game	Day	Date	Opponent	Result	Score	W-L-T	GF-GA
1	Tue.	Oct. 7	Washington	W	4-2	1-0-0	4-2
2	Wed.	Oct. 15	Toronto	W	8-4	2-0-0	12-6
3	Thu.	Oct. 30	Los Angeles	L	0-4	2-1-0	12-10
4	Sat.	Nov. 1	Minnesota	L	3-7	2-2-0	15-17
5	Sun.	Nov. 2	Buffalo	L	2-7	2-3-0	17-24
6	Thu.	Nov. 6	St. Louis	W	5-3	3-3-0	22-27
7	Sun.	Nov. 9	Philadelphia	L	4-6	3-4-0	26-33
8	Wed.	Nov. 12	Washington	T	6-6	3-4-1	32-39
9	Fri.	Nov. 21	Atlanta	W	4-1	4-4-1	36-40
10	Sun.	Nov. 30	Boston	L	2-4	4-5-1	38-44
11	Wed.	Dec. 3	Chicago	T	3-3	4-5-2	41-47
12	Thu.	Dec. 4	NY Islanders	L	1-6	4-6-2	42-53
13	Tue.	Dec. 9	Kansas City	L	2-3	4-7-2	44-56
14	Wed.	Dec. 10	Detroit	L	2-3	4-8-2	46-59
15	Sun.	Dec. 14	Montreal	L	4-7	4-9-2	50-66
16	Wed.	Dec. 17	California	W	9-2	5-9-2	59-68
17	Fri.	Dec. 19	Vancouver	L	1-5	5-10-2	60-73
18	Sat.	Dec. 20	Los Angeles	W	5-1	6-10-2	65-74
19	Tue.	Dec. 23	NY Rangers	L	3-4	6-11-2	68-78
20	Fri.	Dec. 26	Atlanta	L	3-4	6-12-2	71-82
21	Sun.	Jan. 4	Chicago	L	3-5	6-13-2	74-87
22	Wed.	Jan. 7	California	L	1-4	6-14-2	75-91
23	Sun.	Jan. 11	Buffalo	L	0-6	6-15-2	75-97
24	Tue.	Jan. 13	Boston	L	2-6	6-16-2	77-103
25	Sat.	Jan. 15	Philadelphia	L	1-4	6-17-2	78-107
26	Sat.	Jan. 31	Kansas City	T	4-4	6-17-3	82-111
27	Thu.	Feb. 5	Boston	L	1-5	6-18-3	83-116
28	Sat.	Feb. 7	Los Angeles	W	7-3	7-18-3	90-119
29	Sun.	Feb. 8	Vancouver	W	7-3	8-18-3	97-122
30	Wed.	Feb. 11	California	T	4-4	8-18-4	101-126
31	Sat.	Feb. 14	NY Islanders	T	4-4	8-18-5	105-130
32	Sun.	Feb. 22	Detroit	T	2-2	8-18-6	107-132
33	Tue.	Mar. 2	Minnesota	W	6-2	9-18-6	113-134
34	Tue.	Mar. 16	Montreal	L	4-5	9-19-6	117-139
35	Fri.	Mar. 19	Washington	W	7-3	10-19-6	124-142
36	Sun.	Mar. 21	NY Rangers	W	4-2	11-19-6	128-144
37	Thu.	Mar. 25	St. Louis	L	2-5	11-20-6	130-149
38	Mon.	Mar. 29	Toronto	L	4-5	11-21-6	134-154
39	Wed.	Mar. 31	Montreal	L	3-7	11-22-6	137-161
40	Sun.	Apr. 4	Detroit	W	6-5	12-22-6	143-166

POWER PLAY GOALS 1975-76

FOR (75 in 307 chances)

vs ATLANTA - (2-16) Larouche & Gilbertson
vs BOSTON (1-16) MacDonald
vs BUFFALO - (4-16) MacDonald 2, Apps & Kehoe
vs CALIFORNIA - (3-17) Apps, Larouche & Schock
vs CHICAGO - (4-20) MacDonald 2, Larouche & Pronovost
vs DETROIT - (9-29) Larouche 3, Kelly 2, MacDonald, Hadfield, Pronovost & Kehoe
vs KANSAS CITY - (5-15) Larouche, Apps, Schock, Kehoe & Faubert
vs LOS ANGELES - (4-19) Pronovost 2, Kelly & MacDonald
vs MINNESOTA - (5-14) Larouche, Pronovost, Kehoe, Stackhouse & MacDonald
vs MONTREAL - (5-18) Larouche 2, Pronovost 2, & Apps
vs NY ISLANDERS - (4-20) Kelly, MacDonald, Bennett & Owchar
vs NY RANGERS - (3-10) Pronovost, Hadfield & Gilbertson
vs PHILADELPHIA - (3-26) Larouche, Pronovost & Hadfield
vs ST. LOUIS - (4-19) Larouche 3, & Pronovost
vs TORONTO - (10-18) Apps 2, Larouche 2, Pronovost 2, MacDonald 2, Kelly & Nolet
vs VANCOUVER - (3-11) Larouche, Pronovost & Kehoe
vs WASHINGTON - (6-22) Apps, Burrows, MacDonald, Larouche, Gilbertson & Campbell

AGAINST (68 in 292 chances)

ATLANTA - (2-13) Lysiak & Clement
BOSTON - (6-15) Sheppard, Park, Edestrand, Gibson, Schmautz & Cashman
BUFFALO - (2-13) Perreault & Martin
CALIFORNIA - (2-19) Murdoch & MacAdam
CHICAGO - (7-17) Mulvey, Russell, Marks, Redmond, Koroll, Mikita & Hull
DETROIT - (2-29) Grant & Cameron
KANSAS CITY - (2-12) Rota & Dupere
LOS ANGELES - (3-22) Goring, Dionne & Corrigan
MINNESOTA - (4-22) Dunlop, Talafours Hicke & Nanne
MONTREAL - (11-20) Lafleur 3, Lambert 2, Lapointe 2, Tremblay, Mahovlich, Cournoyer & Lemaire
NY ISLANDERS - (3-10) D. Potvin 2, & Westfall
NY RANGERS - (2-11) Holland & Vickers
PHILADELPHIA - (5-16) Leach 2, Goodenough, MacLeish, & Dornhoefer
ST. LOUIS - (2-14) Irvine & Berenson
TORONTO - (4-19) Sittler, Ferguson, Thompson, & Salming
VANCOUVER - (4-17) Robitaille, Gould, Blight & Kearns
WASHINGTON - (7-22) White 2, Bailey, Lynch, Clement, Joly & Lemieux

Penguin Scorers

Larouche	18	Schock	2
Pronovost	13	Stackhouse	1
MacDonald	12	Burrows	1
Apps	7	Nolet	1
Kehoe	5	Campbell	1
Kelly	5	Owchar	1
Hadfield	3	Bennett	1
Gilbertson	3	Faubert	1

Penguins in Penalty Box

Kelly	10	Pronovost	2
Durbano	10	Faubert	1
Stackhouse	7	Arnason	1
Hadfield	6	Nolet	1
Campbell	5	Gilbertson	1
Van Impe	4	MacDonald	1
Larouche	4	Owchar	1
Wilkins	3	Cossette	1
Schock	3	Bianchin	1
Bennett	2	Paradise	1
Burrows	2	Bench	1

SHORTHANDED GOALS 1975-76

The Penguins scored 8 shorthanded goals and allowed 13 shorthanded goals in 1975-76. Lew Morrison (Minnesota & Toronto) and Jean Pronovost (California & Detroit) each scored 2 goals. Syl Apps (Boston), Ron Schock (Chicago), Bob McManama (Detroit), and Dave Burrows (Los Angeles) also scored shorthanded.

Scoring against Pittsburgh were: Bill Flett & Tom Lysiak (Atlanta), Brad Park (Boston), Jim Lorentz (Buffalo), Dennis Maruk (California), Pit Martin (Chicago), Bill Hogaboam & Danny Gratn (Detroit), Jean Guy Lagace (Kansas City), Guy Lapointe (Montreal), Bobby Clarke & Bill Barber (Philadelphia) and Chuck Lefley (St. Louis).

1975-76 HIGHS & LOWS

TEAM

LONGEST WINNING STREAK - 4 (three times)
LONGEST LOSING STREAK - 3 (five times)
LONGEST UNBEATEN STREAK - 11, February 7 thru February 28 (7-0-4)
LONGEST WINLESS STREAK - 7, January 3 thru January 15 (0-6-1)
LONGEST HOME WINNING STREAK - 6, January 29 thru February 21
LONGEST HOME LOSING STREAK - 4, November 8 thru November 18
LONGEST HOME UNBEATEN STREAK - 10, January 25 thru February 28 (8-0-2)
LONGEST HOME WINLESS STREAK - 4, November 8 thru November 18 (0-4-0)
LONGEST AWAY WINNING STREAK - 2 (three times)
LONGEST AWAY LOSING STREAK - 7, December 23 thru January 15
LONGEST AWAY UNBEATEN STREAK - 6, February 7 thru March 2 (3-0-3)
LONGEST AWAY WINLESS STREAK - 9, December 23 thru February 5 (0-8-1)
MOST GOALS FOR, HOME GAME - 10 vs Chicago, February 21
MOST GOALS FOR, AWAY GAME - 9 at California, December 17
MOST GOALS AGAINST, HOME GAME - 8 vs Philadelphia, January 3
MOST GOALS AGAINST, AWAY GAME - 7 (four times)
MOST GOALS FOR, ONE PERIOD - 6 vs Chicago, February 21
MOST GOALS AGAINST, ONE PERIOD - 4 (ten times)
MOST GOALS, BOTH TEAMS - 13, November 5, NY Islanders 6 at Pittsburgh 7 & March 10, Buffalo 7 at Pittsburgh 6

INDIVIDUAL

MOST CONSECUTIVE GAMES SCORING GOALS - 7, Pierre Larouche, March 24 thru April 4
MOST CONSECUTIVE GAMES SCORING ASSISTS - 7, Jean Pronovost, January 29 thru February 11
MOST CONSECUTIVE GAMES SCORING POINTS - 16, Jean Pronovost, November 1 thru December 3
MOST CONSECUTIVE GAMES PENALIZED - 13, Steve Durbano, October 18 thru November 21
MOST GOALS, ONE GAME - 3 (seven different players)
MOST ASSISTS, ONE GAME - 4, Vic Hadfield, February 1 vs Toronto & Syl Apps, March 19 at Washington
MOST POINTS, ONE GAME - 5, Syl Apps, December 17 at California & March 19 at Washington, Ron Schock, January 24 vs Washington & Jean Pronovost, February 19 vs Toronto
MOST PENALTIES, ONE GAME - 7, Steve Durbano, October 25 vs Philadelphia
MOST PENALTY MINUTES, ONE GAME - 33, Steve Durbano, October 25 vs Philadelphia
MOST GOALS, ONE PERIOD - 3, Rick Kehoe, March 10 vs Buffalo
MOST ASSISTS, ONE PERIOD - 3, Pierre Larouche, March 10 vs Buffalo & Syl Apps, March 19 at Washington
MOST POINTS, ONE PERIOD - 4, Syl Apps, March 19 at Washington
MOST PENALTIES, ONE PERIOD - 5, Steve Durbano, October 25 vs Philadelphia
MOST PENALTY MINUTES, ONE PERIOD - 29, Steve Durbano, October 25 vs Philadelphia
FASTEST GOAL FOR AT START OF GAME - 6 seconds by Jean Pronovost, March 25, at St. Louis (TIES NHL RECORD)
FASTEST GOAL FOR AT START OF PERIOD - 16 seconds by Jean Pronovost, December 20, at Los Angeles
EARLIEST WINNING GOAL - 4:29 on March 28 vs Detroit by Stan Gilbertson

LAROUCHE'S 53 GOALS

GAME	DATE	GOAL	OPPONENT	ASSISTED BY	GOALTENDER
6	Oct. 25	1	Philadelphia	Pronovost & MacDonald	Stephenson
8	Nov. 1	2	@ Minnesota	Unassisted	Lopresti
10	Nov. 5	3	NY Islanders	Unassisted	Smith, B.
11	Nov. 6	4	@ St. Louis	Unassisted	Belanger
11	Nov. 6	5	@ St. Louis	Pronovost & Stackhouse	Belanger
12	Nov. 8	6	Chicago	Kehoe	Villemure
13	Nov. 9	7	@ Philadelphia	Bianchin & Kehoe	Stephenson
16	Nov. 15	8	Buffalo	Bianchin	Crozier
18	Nov. 21	9	@ Atlanta	Kelly & Kehoe	Myre
20	Nov. 26	10	Detroit	MacDonald & Burrows	Giacomin
25	Dec. 7	11	Toronto	Kelly & Durbano	Thomas
25	Dec. 7	12	Toronto	Stackhouse & Cossette	McRae
26	Dec. 9	13	@ Kansas City	Apps	Herron
28	Dec. 13	14	Boston	Durbano & Cossette	Gilbert
29	Dec. 14	15	@ Montreal	Kelly	Dryden
30	Dec. 17	16	@ California	Apps & Hadfield	Meloche
32	Dec. 20	17	@ Los Angeles	Kehoe & Kelly	Vachon
34	Dec. 26	18	@ Atlanta	Kehoe & Wilkins	Bouchard
34	Dec. 26	19	@ Atlanta	Kehoe & Stackhouse	Bouchard
35	Dec. 27	20	Atlanta	Kehoe & Kelly	Myre
36	Dec. 31	21	Los Angeles	Kelly & Wilkins	Vachon
36	Dec. 31	22	Los Angeles	Kelly & Wilkins	Vachon
38	Jan. 4	23	@ Chicago	Gilbertson & Pronovost	Esposto
42	Jan. 13	24	@ Boston	Pronovost & Wilkins	Gilbert
43	Jan. 15	25	@ Philadelphia	Kehoe & Kelly	Stephenson
45	Jan. 18	26	NY Rangers	Kelly & Kehoe	Wilson
51	Feb. 1	27	Toronto	Kehoe & Kelly	Thomas
51	Feb. 1	28	Toronto	Kelly & Stackhouse	Thomas
54	Feb. 8	29	@ Vancouver	Kehoe	Smith, G.
54	Feb. 8	30	@ Vancouver	Kehoe & Stackhouse	Smith, G.
54	Feb. 8	31	@ Vancouver	Morrison & Faubert	Lockett
57	Feb. 15	32	Los Angeles	Unassisted	Vachon
59	Feb. 19	33	Toronto	Pronovost & Apps	Favell
59	Feb. 19	34	Toronto	Pronovost & Faubert	Favell
60	Feb. 21	35	Chicago	Kehoe & Kelly	Villemure
60	Feb. 21	36	Chicago	Wilkins	Villemure
60	Feb. 21	37	Chicago	Kelly & Kehoe	Villemure
65	Mar. 2	38	@ Minnesota	Stackhouse & Kehoe	Lopresti
67	Mar. 7	39	NY Islanders	Kehoe & Kelly	Smith, B.
69	Mar. 13	40	California	Kehoe & Hadfield	Meloche
70	Mar. 14	41	St. Louis	Kehoe & Nolet	Staniowski
71	Mar. 16	42	@ Montreal	Kehoe	Larocque
71	Mar. 16	43	@ Montreal	Kehoe & Hadfield	Larocque
72	Mar. 19	44	@ Washington	Kehoe & Hadfield	Wolfe
74	Mar. 24	45	Boston	Kehoe	Gilbert
75	Mar. 25	46	@ St. Louis	Pronovost & Wilkins	Staniowski
76	Mar. 28	47	Detroit	Kehoe & Pronovost	Rutherford
77	Mar. 29	48	@ Toronto	Kehoe	Thomas
78	Mar. 31	49	@ Montreal	Apps & Pronovost	Larocque
79	Apr. 3	50	Washington	Stackhouse & Kehoe	Low
79	Apr. 3	51	Washington	Kehoe & Pronovost	Low
80	Apr. 4	52	@ Detroit	Stackhouse & Apps	Rutherford
80	Apr. 4	53	@ Detroit	Kehoe	Rutherford

PRONOVOST'S 52 GOALS

GAME	DATE	GOAL	OPPONENT	ASSISTED BY	GOALTENDER
4	Oct. 18	1	Detroit	Apps	Rutherford
5	Oct. 21	2	Montreal	Larouche & Durbano	Dryden
8	Nov. 1	3	@ Minnesota	Stackhouse & Apps	Lopresti
10	Nov. 5	4	NY Islanders	Campbell & Apps	Smith, B.
11	Nov. 6	5	@ St. Louis	Apps & Stackhouse	Belanger
14	Nov. 12	6	@ Washington	Apps & Durbano	Wolfe
14	Nov. 12	7	@ Washington	Stackhouse & Apps	Wolfe
14	Nov. 12	8	@ Washington	Bennett & Apps	Wolfe
15	Nov. 13	9	Montreal	Larouche & MacDonald	Dryden
16	Nov. 15	10	Buffalo	Apps	Crozier
17	Nov. 18	11	California	Burrows	Meloche
19	Nov. 22	12	Los Angeles	MacDonald & Apps	Vachon
21	Nov. 29	13	NY Rangers	Larouche & Stackhouse	Wilson
21	Nov. 29	14	NY Rangers	Apps & Durbano	Wilson
22	Nov. 30	15	@ Boston	Apps	Gilbert
23	Dec. 3	16	@ Chicago	Unassisted	Villemure
25	Dec. 7	17	Toronto	Larouche & MacDonald	Thomas
25	Dec. 7	18	Toronto	MacDonald & Larouche	McRae
26	Dec. 9	19	@ Kansas City	MacDonald & Larouche	Herron
27	Dec. 10	20	@ Detroit	MacDonald & Apps	Rutherford
28	Dec. 13	21	Boston	Larouche & Kehoe	Gilbert
29	Dec. 14	22	@ Montreal	Apps	Dryden
32	Dec. 20	23	@ Los Angeles	Gilbertson & Apps	Vachon
37	Jan. 3	24	Philadelphia	Larouche & Apps	Taylor
38	Jan. 4	25	@ Chicago	Wilkins & Larouche	Esposto
39	Jan. 7	26	@ California	Wilkins	Simmons
40	Jan. 10	27	Vancouver	Gilbertson & Larouche	Lockett
44	Jan. 17	28	Buffalo	Unassisted	Desjardins
45	Jan. 18	29	NY Rangers	Apps & Gilbertson	Soetart
47	Jan. 24	30	Washington	Schock	Wolfe
48	Jan. 25	31	Minnesota	Stackhouse & Hadfield	Maniago
50	Jan. 31	32	@ Kansas City	Stackhouse & Gilbertson	Herron
53	Feb. 7	33	@ Los Angeles	Unassisted	Edwards
53	Feb. 7	34	@ Los Angeles	MacDonald & Stackhouse	Edwards
54	Feb. 8	35	@ Vancouver	Apps & MacDonald	Smith, G.
56	Feb. 14	36	@ NY Islanders	MacDonald & Apps	Smith, B.
56	Feb. 14	37	@ NY Islanders	Hadfield & Stackhouse	Smith, B.
57	Feb. 15	38	Los Angeles	Larouche & Stackhouse	Vachon
59	Feb. 19	39	Toronto	MacDonald & Stackhouse	Favell
59	Feb. 19	40	Toronto	MacDonald & Apps	Favell
59	Feb. 19	41	Toronto	Campbell & Apps	Favell
62	Feb. 25	42	Atlanta	Stackhouse & Wilkins	Myre
64	Feb. 29	43	St. Louis	Apps & Burrows	Belanger
66	Feb. 6	44	Minnesota	MacDonald	Harrison
70	Mar. 14	45	St. Louis	Unassisted	Staniowski
71	Mar. 16	46	@ Montreal	Apps & Stackhouse	Larocque
72	Mar. 19	47	@ Washington	Apps & Wilkins	Wolfe
72	Mar. 19	48	@ Washington	Apps	Wolfe
73	Mar. 21	49	@ NY Islanders	Apps & MacDonald	Davidson
74	Mar. 24	50	Boston	MacDonald & Apps	Gilbert
75	Mar. 25	51	@ St. Louis	Apps & Stackhouse	Staniowski
79	Apr. 3	52	Washington	Apps & MacDonald	Low

PITTSBURGH PENGUINS' 1976-77 ROSTER

President - WREN A. BLAIR

Coach - KEN SCHINKEL

GOALTENDERS	HEIGHT	WEIGHT	PLACE OF BIRTH	DATE	1975-76 CLUB	GP	MP	GA	SO	AVG
Denis Herron	5'11"	165	Chambly, Que.	6-18-52	Kansas City	64	3620	243	0	4.03
Gordon Laxton	5'10"	195	Montreal, Que.	3-16-55	Pittsburgh	8	414	31	0	4.49
Greg Redquest	5'10"	191	Toronto, Ont.	7-30-56	Hershey	31	1857	104	0	3.36
Dunc Wilson	5'11"	175	Toronto, Ont.	3-22-48	Oshawa (OHA)	55	3052	217	0	4.27
					Baltimore (AHL)	6		15	1	2.77
					NY Rangers	20		76	0	4.22

DEFENSEMEN

	HEIGHT	WEIGHT	PLACE OF BIRTH	DATE	1975-76 CLUB	GP	G	A	PTS	PIM
Russ Anderson	6'3"	210	Minneapolis, Minn.	2-12-55	Minnesota U. (NCAA)	39	2	9	11	111
Don Awrey	6'0"	195	Kitchener, Ont.	7-18-43	Montreal	72	0	12	12	29
Dave Burrows	6'1"	190	Toronto, Ont.	1-11-49	Pittsburgh	80	7	22	29	51
Mario Faubert	6'1"	175	Valleyfield, Que.	12-2-54	Pittsburgh	21	1	8	9	10
					Hershey	39	7	16	23	37
Dennis Owchar	5'11"	190	Dryden, Ont.	3-28-53	Pittsburgh	54	5	12	17	19
					Hershey	7	5	1	6	13
Ron Stackhouse	6'3"	210	Haliburton, Ont.	8-26-49	Pittsburgh	80	11	60	71	76
Ed Van Impe	5'10"	205	Saskatoon, Sask.	5-27-40	Philadelphia	40	0	8	8	60
					Pittsburgh	12	0	5	5	16

FORWARDS

Syl Apps	6'0"	195	Toronto, Ont.	8-1-47	Pittsburgh	80	32	67	99	24
Wayne Bianchin	5'10"	180	Nanaimo, B.C.	9-6-53	Pittsburgh	14	1	5	6	4
					Hershey	54	24	22	46	17
Blair Chapman	6'0"	190	Lloydminster, Sask.	6-13-56	Saskatoon (WCHL)	69	71	86	157	67
Jacques Cossette	5'8"	185	Rouyn-Noranda, Que.	6-20-54	Pittsburgh	7	0	2	2	9
					Hershey	59	18	20	38	117
Ed Gilbert	6'0"	185	Hamilton, Ont.	3-12-52	Kansas City	41	4	8	12	8
					Pittsburgh	38	1	1	2	0
Stan Gilbertson	6'0"	175	Duluth, Minnesota	10-29-44	Washington	31	13	14	27	6
					Pittsburgh	48	13	8	21	6
Vic Hadfield	6'0"	190	Oakville, Ont.	10-4-40	Pittsburgh	76	30	35	65	46
Rick Kehoe	5'11"	180	Windsor, Ont.	7-15-51	Pittsburgh	71	29	47	76	6
Bob Kelly	6'2"	195	Ft. Williams, Ont.	6-6-46	Pittsburgh	77	25	30	55	149
Pierre Larouche	5'11"	175	Taschereau, Que.	11-16-55	Pittsburgh	76	53	58	111	33
Lowell MacDonald	5'11"	185	New Glasgow, N.S.	8-30-41	Pittsburgh	69	30	43	73	12
Greg Malone	6'0"	190	Fredrickton, N.B.	3-8-56	Oshawa (OHA)	61	36	36	72	95
Lew Morrison	6'0"	185	Gainsborough, Sask.	2-11-48	Pittsburgh	78	4	5	9	8
Jean Pronovost	6'0"	185	Shawinigan Falls, Que.	12-18-45	Pittsburgh	80	52	52	104	24
Ron Schock	5'11"	180	Chapleau, Ont.	12-19-43	Pittsburgh	80	18	44	62	28

TEAM BY TEAM RECORDS 1975-76

PITTSBURGH VS	GP	W	L	T	GF	GA	PTS
Atlanta	4	2	1	1	13	10	5
Boston	5	0	3	2	14	24	2
Buffalo	5	1	4	0	13	27	2
California	5	2	2	1	21	17	5
Chicago	4	1	2	1	21	16	3
Detroit	6	4	1	1	24	13	9
Kansas City	4	2	1	1	18	10	5
Los Angeles	6	5	1	0	29	16	10
Minnesota	4	2	1	1	15	10	5
Montreal	6	0	6	0	19	35	0
NY Islanders	4	1	2	1	15	21	3
NY Rangers	4	3	1	0	23	12	6
Philadelphia	4	0	3	1	13	22	1
St. Louis	4	2	2	0	17	14	4
Toronto	5	4	1	0	32	18	8
Vancouver	4	2	1	1	16	15	5
Washington	6	4	1	1	36	23	9
TOTAL	80	35	33	12	339	303	82
vs Norris Division	24	13	19	2	108	87	28
vs Adams Division	20	7	10	3	80	86	17
vs Smythe Division	20	9	7	4	87	65	22
vs Patrick Division	16	6	7	5	64	75	15

TEAM BY TEAM RECORDS 1975-76 – HOME

PITTSBURGH VS	GP	W	L	T	GF	GA	PTS
Atlanta	2	1	0	1	6	5	3
Boston	2	0	0	2	9	9	2
Buffalo	3	1	2	0	11	14	2
California	2	1	1	0	7	7	2
Chicago	2	1	1	0	15	8	2
Detroit	3	3	0	0	14	3	6
Kansas City	2	2	0	0	12	3	4
Los Angeles	3	3	0	0	17	8	6
Minnesota	2	1	0	1	6	1	3
Montreal	3	0	3	0	8	16	0
NY Islanders	2	1	1	0	10	11	2
NY Rangers	2	2	0	0	16	6	4
Philadelphia	2	0	1	1	8	12	1
St. Louis	2	1	1	0	10	6	2
Toronto	3	3	0	0	20	9	6
Vancouver	2	1	0	1	8	7	3
Washington	3	2	1	0	19	12	4
TOTAL	40	23	11	6	196	137	52
vs Norris Division	12	8	4	0	58	39	16
vs Adams Division	10	5	3	2	47	39	12
vs Smythe Division	10	6	2	2	51	25	14
vs Patrick Division	8	4	2	2	40	34	10

TEAM BY TEAM RECORDS 1975-76 – AWAY

PITTSBURGH VS	GP	W	L	T	GF	GA	PTS
Atlanta	2	1	1	0	7	5	2
Boston	3	0	3	0	5	15	0
Buffalo	2	0	2	0	2	13	0
California	3	1	1	1	14	10	3
Chicago	2	0	1	1	6	8	1
Detroit	3	1	1	1	10	10	3
Kansas City	2	0	1	1	6	7	1
Los Angeles	3	2	1	0	12	8	4
Minnesota	2	1	1	0	9	9	2
Montreal	3	0	3	0	11	19	0
NY Islanders	2	0	1	1	5	10	1
NY Rangers	2	1	1	0	7	6	2
Philadelphia	2	0	2	0	5	10	0
St. Louis	2	1	1	0	7	8	2
Toronto	2	1	1	0	12	9	2
Vancouver	2	1	1	0	8	8	2
Washington	3	2	0	1	17	11	5
TOTAL	40	12	22	6	143	166	30
vs Norris Division	12	5	5	2	50	48	12
vs Adams Division	10	2	7	1	33	47	5
vs Smythe Division	10	3	5	2	36	40	8
vs Patrick Division	8	2	5	1	24	31	5

OVERALL 1967-76

PITTSBURGH VS	GP	W	L	T	GF	GA	PTS
Atlanta	19	10	4	5	67	57	25
Boston	48	7	32	9	134	201	23
Buffalo	32	5	16	11	90	122	21
California	59	27	16	16	221	174	70
Chicago	47	12	31	4	130	181	28
Detroit	50	20	23	7	167	150	47
Kansas City	8	4	1	3	37	24	11
Los Angeles	61	29	28	4	173	172	62
Minnesota	56	26	22	8	185	166	60
Montreal	50	6	38	6	127	214	18
NY Islanders	18	9	5	4	61	43	22
NY Rangers	46	11	30	5	122	187	27
Philadelphia	57	19	26	12	149	180	50
St. Louis	57	19	29	9	153	172	47
Toronto	48	19	20	9	159	160	47
Vancouver	30	20	8	2	124	95	42
Washington	12	9	2	1	72	36	19
TOTAL	698	252	331	115	2171	2334	619

HOME OVERALL 1967-76

PITTSBURGH VS	GP	W	L	T	GF	GA	PTS
Atlanta	10	6	9	4	41	26	16
Boston	24	6	11	7	75	85	19
Buffalo	16	4	5	7	58	57	15
California	30	17	6	7	124	80	41
Chicago	23	9	13	1	72	80	19
Detroit	25	16	8	1	109	66	33
Kansas City	4	3	0	1	22	10	7
Los Angeles	31	20	8	3	108	73	43
Minnesota	28	16	7	5	97	64	37
Montreal	25	5	16	4	65	92	14
NY Islanders	9	5	1	3	36	21	13
NY Rangers	23	6	15	2	63	83	14
Philadelphia	28	14	5	9	92	70	37
St. Louis	28	11	11	6	79	71	28
Toronto	24	12	8	4	88	74	28
Vancouver	15	12	2	1	68	42	25
Washington	6	5	1	0	42	15	10
TOTAL	349	167	117	65	1239	1009	399

AWAY OVERALL 1967-76

PITTSBURGH VS	GP	W	L	T	GF	GA	PTS
Atlanta	9	4	4	1	26	31	9
Boston	24	1	21	2	59	116	4
Buffalo	16	1	11	4	32	65	6
California	29	10	10	9	97	94	29
Chicago	24	3	18	3	58	101	9
Detroit	25	4	15	6	58	84	14
Kansas City	4	1	1	2	15	14	4
Los Angeles	30	9	20	1	65	99	19
Minnesota	28	10	15	3	88	102	23
Montreal	25	1	22	2	62	122	4
NY Islanders	9	4	4	1	25	22	9
NY Rangers	23	5	15	3	59	104	13
Philadelphia	29	5	21	3	57	110	13
St. Louis	29	8	18	3	74	101	19
Toronto	24	7	12	5	71	86	19
Vancouver	15	8	6	1	56	53	17
Washington	6	4	1	1	30	21	9
TOTAL	349	85	214	50	932	1325	220

SEASONAL SERIES VS NHL

YEAR	HOME W-L-T	GF-GA	AWAY W-L-T	GF-GA	TOTAL W-L-T	GF-GA
ATLANTA						
1972-73	3-0-0	17-7	1-1-0	6-8	4-1-0	23-15
1973-74	1-0-2	10-8	2-1-0	9-10	3-1-2	19-18
1974-75	1-0-1	8-6	0-1-1	4-8	1-1-2	12-14
1975-76	1-0-1	6-5	1-1-0	7-5	2-1-1	13-10
TOTAL	6-0-4	41-26	4-4-1	26-31	10-4-5	67-57
BOSTON						
1967-68	1-1-0	7-6	1-1-0	3-4	2-2-0	10-10
1968-69	1-2-0	6-8	0-3-0	7-17	1-5-0	13-25
1969-70	0-2-1	7-12	0-3-0	2-9	0-5-1	9-21
1970-71	1-1-1	9-10	0-3-0	9-18	1-4-1	18-28
1971-72	1-1-1	11-10	0-1-2	9-11	1-2-3	20-21
1972-73	1-2-0	7-7	0-2-0	7-14	1-4-0	14-21
1973-74	0-2-0	5-11	0-3-0	11-19	0-5-0	16-30
1974-75	1-0-2	14-12	0-2-0	6-9	1-2-2	20-21
1975-76	0-0-2	9-9	0-3-0	5-15	0-3-2	14-24
TOTAL	6-11-7	75-85	1-21-2	59-116	7-32-9	134-201
BUFFALO						
1970-71	0-2-1	9-12	0-0-3	10-10	0-2-4	19-22
1971-72	0-1-2	9-10	1-1-1	5-4	1-2-3	14-14
1972-73	0-0-2	7-7	0-3-0	2-7	0-3-2	9-14
1973-74	3-0-0	14-6	0-2-0	3-9	3-2-0	17-15
1974-75	0-0-2	8-8	0-3-0	10-22	0-3-2	18-30
1975-76	1-2-0	11-14	0-2-0	2-13	1-4-0	13-27
TOTAL	4-5-7	58-57	1-11-4	32-65	5-16-11	90-122
CLEVELAND (California)						
1967-68	2-1-2	17-11	3-0-2	15-8	5-1-4	32-19
1968-69	1-2-1	12-13	1-2-1	12-18	2-4-2	24-31
1969-70	2-0-2	13-10	0-3-1	9-16	2-3-3	22-26
1970-71	2-0-1	15-5	2-0-1	9-8	4-0-2	24-13
1971-72	1-1-1	10-11	1-1-1	10-10	2-2-2	20-21
1972-73	2-1-0	11-6	0-1-2	12-15	2-2-2	23-21
1973-74	3-0-0	21-7	1-1-0	9-5	4-1-0	30-12
1974-75	3-0-0	18-10	1-0-1	7-4	4-0-1	25-14
1975-76	1-1-0	7-7	1-1-1	14-10	2-2-1	21-17
TOTAL	17-6-7	124-80	10-10-9	97-94	27-16-16	221-174

CHICAGO						
1967-68	1-0-1	5-3	0-2-0	5-11	1-2-1	10-14
1968-69	1-2-0	13-17	1-2-0	9-11	2-4-0	22-28
1969-70	0-3-0	4-12	0-3-0	3-15	0-6-0	7-27
1970-71	2-1-0	10-10	0-3-0	2-7	2-4-0	12-17
1971-72	0-3-0	4-13	0-2-1	7-14	0-5-1	11-27
1972-73	2-0-0	5-2	1-2-0	10-16	3-2-0	15-18
1973-74	0-3-0	4-11	1-2-0	8-9	1-5-0	12-20
1974-75	2-0-0	12-4	0-1-1	8-10	2-1-1	20-14
1975-76	1-1-0	15-8	0-1-1	6-8	1-2-1	21-16
TOTAL	9-13-1	72-80	3-18-3	58-101	12-31-4	130-181

DETROIT						
1967-68	1-1-0	10-10	0-2-0	2-11	1-3-0	12-21
1968-69	2-1-0	11-12	0-3-0	3-8	2-4-0	14-20
1969-70	1-2-0	7-10	1-2-0	10-11	2-4-0	17-21
1970-71	3-0-0	23-4	0-1-2	7-9	3-1-2	30-13
1971-72	2-1-0	13-12	0-3-0	6-13	2-4-0	19-25
1972-73	0-1-1	3-4	0-1-2	4-5	0-2-3	7-9
1973-74	2-1-0	13-5	0-1-1	7-8	2-2-1	20-13
1974-75	2-1-0	15-6	2-1-0	9-9	4-2-0	24-15
1975-76	3-0-0	14-3	1-1-1	10-10	4-1-1	24-13
TOTAL	16-8-1	109-66	4-15-6	58-84	20-23-7	167-150

COLORADO (Kansas City)						
1974-75	1-0-1	10-7	1-0-1	9-7	2-0-2	19-14
1975-76	2-0-0	12-3	0-1-1	6-7	2-1-1	18-10
TOTAL	3-0-1	22-10	1-1-2	15-14	4-1-3	37-24

LOS ANGELES						
1967-68	3-2-0	17-17	1-4-0	9-16	4-6-0	26-33
1968-69	1-2-1	13-12	1-3-0	7-12	2-5-1	20-24
1969-70	4-0-0	11-4	2-2-0	9-7	6-2-0	20-11
1970-71	2-1-0	10-10	0-3-0	8-16	2-4-0	18-26
1971-72	3-0-0	20-6	1-1-1	9-13	4-1-1	28-19
1972-73	3-0-0	11-4	1-2-0	6-10	4-2-0	17-14
1973-74	1-2-0	4-5	0-2-0	2-9	1-4-0	6-14
1974-75	0-1-2	5-7	1-2-0	3-8	1-3-2	8-15
1975-76	3-0-0	17-8	2-1-0	12-8	5-1-0	29-16
TOTAL	20-8-3	108-73	9-20-1	65-99	29-28-4	173-172

MINNESOTA						
1967-68	2-1-2	21-17	2-2-1	12-12	4-3-3	33-29
1968-69	2-2-0	14-8	3-1-0	11-7	5-3-0	25-15
1969-70	3-1-0	15-11	2-1-1	18-16	5-2-1	33-27
1970-71	1-1-1	4-2	0-2-1	8-11	1-3-2	12-13
1971-72	2-1-0	8-9	0-3-0	3-8	2-4-0	11-17
1972-73	2-1-0	11-7	0-2-0	7-14	2-3-0	18-21
1973-74	1-0-1	8-5	1-2-0	9-15	2-2-1	17-20
1974-75	2-0-0	10-4	1-1-0	11-10	3-1-0	21-14
1975-76	1-1-1	6-1	1-1-0	9-9	2-1-1	15-10
TOTAL	16-7-5	97-64	10-15-3	88-102	26-22-8	185-166

MONTREAL						
1967-68	0-2-0	4-6	0-2-0	7-10	0-4-0	11-16
1968-69	0-2-1	4-9	1-2-0	12-12	1-4-1	16-21
1969-70	2-1-0	8-8	0-3-0	7-11	2-4-0	15-19
1970-71	1-1-1	8-8	0-2-1	5-12	1-3-2	13-20
1971-72	1-1-1	11-10	0-3-0	5-15	1-4-1	16-25
1972-73	0-2-0	3-12	0-3-0	9-17	0-5-0	12-29
1973-74	0-3-0	8-13	0-1-1	2-8	0-4-1	10-21
1974-75	1-1-1	11-10	0-3-0	4-18	1-4-1	15-28
1975-76	0-3-0	8-16	0-3-0	11-19	0-6-0	19-35
TOTAL	5-16-4	65-92	1-22-2	62-122	6-38-6	127-214

NY ISLANDERS						
1972-73	2-0-1	13-4	2-0-0	9-0	4-0-1	22-4
1973-74	0-0-2	2-2	2-1-0	7-6	2-1-2	9-8
1974-75	2-0-0	11-4	0-2-0	4-6	2-2-0	15-10
1975-76	1-1-0	10-11	0-1-1	5-10	1-2-1	15-21
TOTAL	5-1-3	36-21	4-4-1	25-22	9-5-4	61-43

NY RANGERS						
1967-68	0-1-1	3-6	0-2-0	4-9	0-3-1	7-15
1968-69	1-2-0	7-9	0-3-0	9-18	1-5-0	16-27
1969-70	0-3-0	4-10	1-1-1	3-8	1-4-1	7-18
1970-71	0-3-0	1-9	0-2-1	6-15	0-5-1	7-24
1971-72	1-1-1	8-11	0-2-1	4-11	1-3-2	12-22
1972-73	1-1-0	10-9	1-2-0	6-15	2-3-0	16-24
1973-74	0-3-0	5-16	1-1-0	7-9	1-4-0	12-25
1974-75	1-1-0	9-7	1-1-0	13-13	2-2-0	22-20
1975-76	2-0-0	16-6	1-1-0	7-6	3-1-0	23-12
TOTAL	6-15-2	63-83	5-15-3	59-104	11-30-5	122-187

PHILADELPHIA						
1967-68	2-0-3	14-5	2-3-0	6-7	4-3-3	20-12
1968-69	1-1-2	5-7	0-3-1	8-19	1-4-3	13-26
1969-70	3-0-1	16-9	2-1-1	11-12	5-1-2	27-21
1970-71	1-0-2	7-5	0-3-0	6-10	1-3-2	13-15
1971-72	3-0-0	12-6	0-2-1	5-14	3-2-1	17-20
1972-73	2-1-0	13-11	0-3-0	7-13	2-4-0	20-24
1973-74	1-1-0	6-7	1-2-0	9-15	2-3-0	15-22
1974-75	1-1-0	11-8	0-2-0	0-10	1-3-0	11-18
1975-76	0-1-1	8-12	0-2-0	5-10	0-3-1	13-22
TOTAL	14-5-9	92-70	5-21-3	57-110	19-26-12	149-180

LONGEST AWAY WINLESS STREAK: 18 (October 25, 1970 to January 14, 1971)
(0-11-7)
 MOST CONSECUTIVE GAMES SCORING: 43 (January 10, 1973 to October 24, 1973)
 MOST CONSECUTIVE GAMES OPPONENTS SCORING: 126 (November 24, 1974 to March 2, 1976)
 MOST CONSECUTIVE TIE GAMES: 3 (October 11 to October 18, 1969)
(March 7 to March 11, 1970)
(March 7 to March 13, 1971)

GOALS

MOST GOALS FOR, ONE SEASON: 339 (1975-76)
 FEWEST GOALS FOR, ONE SEASON: 182 (1969-70)
 MOST GOALS AGAINST, ONE SEASON: 303 (1975-76)
 FEWEST GOALS AGAINST, ONE SEASON: 216 (1967-68)
 LARGEST WIN: 12-1 vs. Washington (March 15, 1975)
 LARGEST LOSS: 9-1 at New York Rangers (December 17, 1972)
 LARGEST TIE: 6-6 vs. California (March 2, 1968)
at Buffalo (February 18, 1971)
at Washington (November 12, 1975)
 SCORELESS TIES: vs. California (December 27, 1967)
at New York Rangers (March 8, 1970)
vs. Philadelphia (October 17, 1970)
vs. Minnesota (March 13, 1971)
vs. Los Angeles (November 23, 1974)
 MOST GOALS FOR, ONE HOME GAME: 12 vs. Washington (March 15, 1975)
 MOST GOALS FOR, ONE AWAY GAME: 9 at California (December 17, 1975)
 MOST GOALS AGAINST, ONE HOME GAME: 8 vs. Chicago (October 23, 1968)
vs. NY Rangers (February 12, 1972)
vs. NY Rangers (October 13, 1973)
vs. Philadelphia (January 3, 1976)
 MOST GOALS AGAINST, ONE AWAY GAME: 10 at Minnesota (March 7, 1973)
 MOST GOALS, BOTH TEAMS, HOME GAME: 14 (November 22, 1972 vs. St. Louis)
(Pittsburgh 10, St. Louis 4)
 MOST GOALS, BOTH TEAMS, AWAY GAME: 15 (December 21, 1974 at Minnesota)
(Minnesota 8, Pittsburgh 7)
 MOST GOALS FOR, ONE HOME PERIOD: 7 (November 22, 1972 vs. St. Louis)
 MOST GOALS FOR, ONE AWAY PERIOD: 5 (October 28, 1973 at NY Rangers)
 MOST GOALS AGAINST, ONE HOME PERIOD: 5 (Three Times)
 MOST GOALS AGAINST, ONE AWAY PERIOD: 5 (Eight Times)
 MOST GOALS, BOTH TEAMS, ONE PERIOD: 8 (Six Times)

ASSISTS

MOST ASSISTS, ONE SEASON: 567 (1975-76)
 MOST ASSISTS, ONE HOME GAME: 20 (March 15, 1975 vs. Washington)
 MOST ASSISTS, ONE AWAY GAME: 14 (March 16, 1974 at Vancouver)
 MOST ASSISTS, OPPONENT, HOME GAME: 14 (Three Times)
 MOST ASSISTS, OPPONENT, AWAY GAME: 16 (Four Times)
 MOST ASSISTS, BOTH TEAMS, HOME GAME: 23 (Five Times)
 MOST ASSISTS, BOTH TEAMS, AWAY GAME: 24 (January 2, 1974 at Minnesota)
 MOST ASSISTS, ONE HOME PERIOD: 11 (November 22, 1972 vs. St. Louis)
 MOST ASSISTS, ONE AWAY PERIOD: 9 (October 28, 1973 at NY Rangers)
 MOST ASSISTS, OPPONENT, HOME PERIOD: 10 (January 19, 1972 vs. Vancouver)
 MOST ASSISTS, OPPONENT, AWAY PERIOD: 10 (February 18, 1971 at Buffalo)
(November 18, 1973 at NY Rangers)
 MOST ASSISTS, BOTH TEAMS, HOME PERIOD: 14 (March 24, 1971 vs. Detroit)
 MOST ASSISTS, BOTH TEAMS, AWAY PERIOD: 13 (March 16, 1974 at Vancouver)

POINTS

MOST POINTS, ONE SEASON: 906 (1975-76) (339 goals & 567 assists)
 MOST POINTS, ONE HOME GAME: 32 (March 15, 1975 vs. Washington) (12-20)
 MOST POINTS, ONE AWAY GAME: 22 (March 16, 1974 at Vancouver) (8-14)
 MOST POINTS, OPPONENT, HOME GAME: 23 (October 13, 1973 vs. NY Rangers)
 MOST POINTS, OPPONENT, AWAY GAME: 26 (March 7, 1973 at Minnesota)
 MOST POINTS, BOTH TEAMS, HOME GAME: 36 (October 23, 1968 vs. Chicago)
(November 22, 1972 vs. St. Louis)
 MOST POINTS, BOTH TEAMS, AWAY GAME: 37 (March 7, 1973 at Minnesota)
(December 21, 1974 at Minnesota)
 MOST POINTS, ONE HOME PERIOD: 18 (November 22, 1972 vs. St. Louis)
 MOST POINTS, ONE AWAY PERIOD: 14 (October 28, 1973 at NY Rangers)
 MOST POINTS, OPPONENT, ONE HOME PERIOD: 15 (January 19, 1972 vs. Vancouver)
 MOST POINTS, OPPONENT, ONE AWAY PERIOD: 15 (February 18, 1971 at Buffalo)
(November 18, 1973 at NY Rangers)
 MOST POINTS, BOTH TEAMS, ONE HOME PERIOD: 21 (March 24, 1971 vs. Detroit)
(November 22, 1972 vs. St. Louis)
 MOST POINTS, BOTH TEAMS, ONE AWAY PERIOD: 21 (March 16, 1974 at Vancouver)

PENALTIES – SEASON

MOST PENALTIES, ONE SEASON: 438 (1974-75) (392-25-21)
 FEWEST PENALTIES, ONE SEASON: 248 (1967-68) (237-6-5)
 MOST MINORS, ONE SEASON: 392 (1974-75) (194-198)
 MOST MAJORS, ONE SEASON: 45 (1970-71) (21-24)
 MOST MISCONDUCTS, ONE SEASON: 21 (1974-75) (11-10)

PENALTY MINUTES – SEASON

MOST PENALTY MINUTES, ONE SEASON: 1119 (1974-75) (392-25-21)
 FEWEST PENALTY MINUTES, ONE SEASON: 554 (1967-68) (237-6-5)

PENALTIES – GAME

MOST PENALTIES, HOME GAME: 13 (November 22, 1969 vs. Philadelphia) (10-2-1)
(November 7, 1974 vs. Los Angeles) (10-2-1)
MOST PENALTIES, AWAY GAME: 15 (November 9, 1975 at Philadelphia) (10-2-3)
MOST PENALTIES, OPPONENT,
HOME GAME: 18 (January 27, 1973 vs. Philadelphia) (10-4-4)
MOST PENALTIES, OPPONENT,
AWAY GAME: 18 (November 9, 1975 at Philadelphia) (12-3-3)
MOST PENALTIES, BOTH TEAMS,
HOME GAME: 28 (November 1, 1969 vs. Minnesota) (25-0-3)
MOST PENALTIES, BOTH TEAMS,
AWAY GAME: 33 (November 9, 1975 at Philadelphia) (22-5-6)

PENALTY MINUTES – GAME

MOST PENALTY MINUTES, HOME GAME: 44 (October 10, 1970 vs. Buffalo) (7-2-2)
MOST PENALTY MINUTES, AWAY GAME: 60 (November 9, 1975 at Philadelphia) (10-2-3)
MOST PENALTY MINUTES,
OPPONENT, HOME GAME: 80 (January 27, 1973 vs. Philadelphia) (10-4-4)
MOST PENALTY MINUTES,
OPPONENT, AWAY GAME: 69 (November 9, 1975 at Philadelphia) (12-3-3)
MOST PENALTY MINUTES,
BOTH TEAMS, HOME GAME: 113 (January 27, 1973 vs. Philadelphia) (14-9-4)
(Philadelphia 80, Pittsburgh 33)
MOST PENALTY MINUTES,
BOTH TEAMS, AWAY GAME: 129 (November 9, 1975 at Philadelphia) (22-5-6)
(Philadelphia 69, Pittsburgh 60)

PENALTIES – PERIOD

MOST PENALTIES, HOME PERIOD: 9 (April 4, 1971 vs. St. Louis) (6-2-1)
MOST PENALTIES, AWAY PERIOD: 9 (November 9, 1975 at Philadelphia) (4-2-3)
MOST PENALTIES, OPPONENT,
HOME PERIOD: 10 (November 4, 1970 vs. Vancouver) (7-2-1)
MOST PENALTIES, OPPONENT,
AWAY PERIOD: 12 (October 18, 1970 at Buffalo) (7-2-3)
(November 9, 1975 at Philadelphia) (6-3-3)
MOST PENALTIES, BOTH TEAMS,
HOME PERIOD: 18 (November 4, 1970 vs. Vancouver) (12-4-2)
MOST PENALTIES, BOTH TEAMS,
AWAY PERIOD: 21 (November 9, 1975 at Philadelphia) (10-5-6)

PENALTY MINUTES – PERIOD

MOST PENALTY MINUTES,
HOME PERIOD: 36 (October 10, 1970 vs. Buffalo) (3-2-2)
MOST PENALTY MINUTES,
AWAY PERIOD: 48 (November 9, 1975 at Philadelphia) (4-2-3)
MOST PENALTY MINUTES, OPPONENT,
HOME PERIOD: 46 (January 11, 1975 vs. California) (3-2-3)
MOST PENALTY MINUTES, OPPONENT
AWAY PERIOD: 57 (November 9, 1975 at Philadelphia) (6-3-3)
MOST PENALTY MINUTES, BOTH
TEAMS, HOME PERIOD: 70 (April 4, 1971 vs. St. Louis) (10-4-3)
(January 11, 1975 vs. California) (5-4-4)
MOST PENALTY MINUTES, BOTH
TEAMS, AWAY PERIOD: 105 (November 9, 1975 at Philadelphia) (10-5-6)

INDIVIDUAL

MOST SEASONS: 8 – Jean Pronovost (1968-76)
MOST GAMES PLAYED: 595 – Jean Pronovost (1968-76)
MOST CONSECUTIVE GAMES PLAYED: 276 – Nick Harbaruk

POINTS

MOST POINTS, ALL TIME: 474 – Jean Pronovost
MOST POINTS, ONE SEASON: 111 – Pierre Larouche (1975-76)
MOST HOME POINTS, ONE SEASON: 63 – Pierre Larouche (1975-76)
MOST AWAY POINTS, ONE SEASON: 51 – Syl Apps (1975-76)
– Jean Pronovost (1975-76)
MOST CONSECUTIVE GAMES,
SCORING POINTS: 16 – Jean Pronovost (November 1 to December 3, 1975)
(14 goals & 13 assists)
– Pierre Larouche (March 2 to April 4, 1976)
(16 goals & 11 assists)
MOST POINTS, SEASON, CENTER: 111 – Pierre Larouche (1975-76)
MOST POINTS, SEASON, LEFT WING: 82 – Lowell MacDonald (1973-74)
MOST POINTS, SEASON, RIGHT WING: 104 – Jean Pronovost (1975-76)
MOST POINTS, SEASON, DEFENSESMAN: 71 – Ron Stackhouse (1975-76)
MOST POINTS, SEASON, GOALIE: 2 – Gary Inness (1974-75)
– Michel Plasse (1975-76)
MOST POINTS, SEASON, ROOKIE: 68 – Pierre Larouche (1974-75)
MOST POINTS, ONE GAME: 6 – Syl Apps (December 13, 1972 vs. NY Islanders)
(3 goals & 3 assists)
6 – Ron Stackhouse (March 8, 1975 vs. Philadelphia)
(6 assists)
MOST POINTS, ONE PERIOD: 4 – Syl Apps (March 24, 1971 vs. Detroit)
(4 assists)
4 – Ron Stackhouse (March 8, 1975 vs. Philadelphia)
(4 assists)
4 – Syl Apps (March 19, 1976 at Washington)
(1 goal & 3 assists)
MOST POINTS, ONE MONTH: 27 – Syl Apps (March, 1974) (3-24)
GOALS
MOST GOALS, ALL TIME: 243 – Jean Pronovost
MOST GOALS, ONE SEASON: 53 – Pierre Larouche (1975-76)
52 – Jean Pronovost (1975-76)
MOST HOME GOALS, ONE SEASON: 28 – Jean Pronovost (1975-76)
MOST AWAY GOALS, ONE SEASON: 26 – Pierre Larouche (1975-76)
MOST CONSECUTIVE GAMES,
SCORING GOALS: 7 – Jean Pronovost (March 2 – 14, 1972) (7 goals)
– Jean Pronovost (Feb. 27 – Mar. 10, 1974) (9)
– Pierre Larouche (Mar. 24 – Apr. 4, 1976) (9)
MOST GOALS, SEASON, CENTER: 53 – Pierre Larouche (1975-76)
MOST GOALS, SEASON, LEFT WING: 43 – Lowell MacDonald (1973-74)
MOST GOALS, SEASON, RIGHT WING: 52 – Jean Pronovost (1975-76)
MOST GOALS, SEASON, DEFENSESMAN: 15 – Darryl Edestrand (1972-73)
– Ron Stackhouse (1974-75)

MOST GOALS, ONE GAME: 3 – *Lowell MacDonald (November 15, 1972 vs. Minnesota)*
 – *Lowell MacDonald (November 13, 1973 vs. Minnesota)*
 – *Lowell MacDonald (March 27, 1974 vs. Minnesota)*
 – *Lowell MacDonald (February 21, 1976 vs. Chicago)*
 – *Jean Pronovost (February 26, 1975 vs. Washington)*
 – *Jean Pronovost (November 12, 1975 at Washington)*
 – *Jean Pronovost (February 19, 1976 vs. Toronto)*
 – *Pierre Larouche (March 12, 1975 vs. Boston)*
 – *Pierre Larouche (February 8, 1976 at Vancouver)*
 – *Pierre Larouche (February 21, 1976 vs. Chicago)*
 – *Al McDonough (October 11, 1972 at St. Louis)*
 – *Al McDonough (November 18, 1972 vs. Atlanta)*
 – *Al McDonough (November 22, 1972 vs. St. Louis)*
 – *Syl Apps (December 13, 1972 vs. NY Islanders)*
 – *Syl Apps (December 17, 1975 at California)*
 – *Bob Kelly (March 24, 1974 vs. Detroit)*
 – *Bob Kelly (December 17, 1975 at California)*
 – *Rick Kehoe (February 15, 1975 at Toronto)*
 – *Rick Kehoe (March 10, 1976 vs. Buffalo)*
 – *Ken Schinkel (October 31, 1967 vs. Chicago)*
 – *Ken Schinkel (February 4, 1970 vs. Minnesota)*
 – *Stan Gilbertson (January 18, 1976 vs. NY Rangers)*
 – *Andy Bathgate (October 18, 1967 vs. Minnesota)*
 – *Glen Sather (December 19, 1970 vs. Detroit)*
 – *Duane Rupp (March 24, 1971 vs. Detroit)*
 – *Bob Leiter (December 1, 1971 vs. Detroit)*
 – *Eddie Shack (November 29, 1972 vs. Toronto)*

MOST GOALS, ONE PERIOD: 3 – *Al McDonough (November 18, 1972 vs. Atlanta)*
 – *Lowell MacDonald (November 13, 1972 vs. Minnesota)*
 – *Rick Kehoe (March 10, 1976 vs. Buffalo)*

MOST GOALS, ONE MONTH: 13 – *Jean Pronovost (November, 1975)*

ASSISTS

MOST ASSISTS, ALL TIME: 299 – *Syl Apps*
MOST ASSISTS, ONE SEASON: 67 – *Syl Apps (1975-76)*
MOST HOME ASSISTS, ONE SEASON: 46 – *Ron Schock (1974-75)*
MOST AWAY ASSISTS, ONE SEASON: 33 – *Syl Apps (1975-76)*
MOST CONSECUTIVE GAMES,
SCORING ASSISTS: 9 – *Syl Apps (March 2 – 20, 1974) (15 assists)*
 – *Syl Apps (March 2 – 20, 1975) (15 assists)*
MOST ASSISTS, SEASON, CENTER: 67 – *Syl Apps (1975-76)*
MOST ASSISTS, SEASON, LEFT WING: 43 – *Lowell MacDonald (1975-76)*
MOST ASSISTS, SEASON, RIGHT WING: 52 – *Jean Pronovost (1975-76)*
MOST ASSISTS, SEASON, DEFENSEMAN: 60 – *Ron Stackhouse (1975-76)*
MOST ASSISTS, SEASON, GOALIE: 2 – *Gary Inness (1974-75)*
 – *Michel Plasse (1975-76)*
MOST ASSISTS, SEASON, ROOKIE: 37 – *Pierre Larouche (1974-75)*
MOST ASSISTS, ONE GAME: 6 – *Ron Stackhouse (March 8, 1975 vs. Philadelphia)*
MOST ASSISTS, ONE PERIOD: 4 – *Syl Apps (March 24, 1971 vs. Detroit)*
 – *Ron Stackhouse (March 8, 1975 vs. Philadelphia)*
MOST ASSISTS, ONE MONTH: 24 – *Syl Apps (March, 1974)*

PENALTIES

MOST PENALTIES, ALL TIME: 302 – *Bryan Watson (238-49-15)*
MOST PENALTIES, ONE SEASON: 71 – *Bryan Watson (1969-70) (62-5-4)*
 – *Bryan Watson (1971-72) (56-10-5)*
MOST PENALTIES, ONE GAME: 7 – *Steve Durbano (October 25, 1975 vs. Philadelphia) (4-1-2)*
MOST PENALTIES, ONE PERIOD: 5 – *Steve Durbano (October 25, 1975 vs. Philadelphia) (2-1-2)*
 – *Steve Durbano (November 15, 1975 vs. Buffalo) (3-2-0)*

PENALTY MINUTES

MOST PENALTY MINUTES, ALL TIME: 871 – *Bryan Watson (238-49-15)*
MOST PENALTY MINUTES, ONE SEASON: 212 – *Bryan Watson (1971-72) (56-10-5)*
MOST PENALTY MINUTES, SEASON, CENTER: 133 – *Bryan Hextall (1970-71)*
MOST PENALTY MINUTES, SEASON, LEFT WING: 149 – *Bob Kelly (1975-76)*
MOST PENALTY MINUTES, SEASON, RIGHT WING: 108 – *Nick Harbaruk (1970-71)*
MOST PENALTY MINUTES, SEASON, DEFENSEMAN: 212 – *Bryan Watson (1971-72)*
MOST PENALTY MINUTES, SEASON, GOALIE: 60 – *Andy Brown (1973-74)*
MOST PENALTY MINUTES, ONE GAME: 33 – *Steve Durbano (October 25, 1975 vs. Philadelphia) (4-1-2)*
MOST PENALTY MINUTES, ONE PERIOD: 29 – *Steve Durbano (October 25, 1975 vs. Philadelphia) (2-1-2)*

MINORS – MAJORS – MISCONDUCTS

MOST MINORS, SEASON: 62 – *Bryan Watson (1969-70)*
MOST MINORS, GAME: 5 – *Bryan Watson (February 21, 1970 at California)*
MOST MINORS, ONE PERIOD: 3 – *Several players*
MOST MAJORS, ONE SEASON: 15 – *Bryan Watson (1972-73)*
MOST MISCONDUCTS, ONE SEASON: 5 – *Bryan Watson (1971-72)*
 – *Steve Durbano (1975-76)*

SHUTOUTS

MOST SHUTOUTS WON, ONE SEASON: 6 (1967-68)
MOST SHUTOUTS LOST, ONE SEASON: 13 (1969-70)
LARGEST HOME SHUTOUT WIN: 8 - 0 (March 24, 1974 vs. Detroit)
LARGEST AWAY SHUTOUT WIN: 6 - 0 (November 17, 1974 at Washington)
LARGEST HOME SHUTOUT LOSS: 6 - 0 (October 27, 1973 vs. Philadelphia)
LARGEST AWAY SHUTOUT LOSS: 7 - 0 (January 13, 1968 at Toronto)
 (November 4, 1973 at Philadelphia)
 (November 18, 1973 at NY Rangers)

GOALIES

MOST GAMES, ALL TIME: 196 – Les Binkley
MOST GAMES, ONE SEASON: 57 – Gary Inness (1974-75)
MOST MINUTES PLAYED, ALL TIME: 11,046 – Les Binkley
MOST MINUTES PLAYED, ONE SEASON: 3,141 – Les Binkley (1967-68)
MOST GOALS AGAINST, ALL TIME: 574 – Les Binkley (280 & 294)
MOST GOALS AGAINST, ONE SEASON: 178 – Michel Plasse (1975-76)
LOWEST GOALS AGAINST AVERAGE, ALL TIME: 2.86 – Hank Bassen
LOWEST GOALS AGAINST AVERAGE, ONE SEASON: 2.86 – Hank Bassen (1967-68)

MOST SHUTOUTS, ALL TIME: 11 – Les Binkley
MOST SHUTOUTS, ONE SEASON: 6 – Les Binkley (1967-68)
MOST SAVES, ALL TIME: 5,031 – Les Binkley
MOST SAVES, ONE SEASON: 1,543 – Gary Inness (1974-75)
MOST SAVES PER GAME AVERAGE, ALL TIME: 30.6 – Joe Daley
MOST SAVES PER GAME AVERAGE, ONE SEASON: 32.3 – Joe Daley (1968-69)
HIGHEST SAVE EFFICIENCY, ALL TIME: 90.8 – Hank Bassen
HIGHEST SAVE EFFICIENCY, ONE SEASON: 91.2 – Jim Rutherford (1972-73)
MOST WINS, ALL TIME: 58 – Les Binkley
MOST WINS, ONE SEASON: 24 – Gary Inness (1974-75)
– Michel Plasse (1975-76)
MOST HOME WINS, ONE SEASON: 16 – Jim Rutherford (1972-73)
– Gary Inness (1974-75)
– Michel Plasse (1975-76)

MOST AWAY WINS, ONE SEASON: 10 – Les Binkley (1967-68)
MOST LOSSES, ALL TIME: 94 – Les Binkley (43 & 51)
MOST LOSSES, ONE SEASON: 31 – Les Binkley (1968-69)
MOST HOME LOSSES, ONE SEASON: 17 – Les Binkley (1968-69)
MOST AWAY LOSSES, ONE SEASON: 17 – Les Binkley (1967-68)
MOST TEAM POINTS, ONE SEASON: 58 – Gary Inness (1974-75) (24 wins & 10 ties)
– Michel Plasse (1975-76) (24 wins & 10 ties)

MOST WINS IN A ROW: 6 – Al Smith (February 15 to March 4, 1970)
MOST HOME WINS IN A ROW: 13 – Jim Rutherford (February 16 – November 22, 1972)
MOST AWAY WINS IN A ROW: 4 – Les Binkley (February 25 to March 30, 1968)
MOST LOSSES IN A ROW: 7 – Andy Brown (November 24, 1973 to January 16, 1974)

MOST HOME LOSSES IN A ROW: 4 – Les Binkley (November 6 - 16, 1968)
Les Binkley (December 4 - 21, 1968)
MOST AWAY LOSSES IN A ROW: 10 – Joe Daley (November 13, 1968 – March 20, 1969)

LONGEST UNBEATEN STREAK: 11 – Michel Plasse (January 25 – March 6, 1976) (6-0-5)
LONGEST HOME UNBEATEN STREAK: 18 – Michel Plasse (January 11, 1975 to December 31, 1975) (14-0-4)
LONGEST AWAY UNBEATEN STREAK: 5 – Les Binkley (November 28 to December 11, 1968) (3-0-2)
– Michel Plasse (January 31 to March 2, 1976) (2-0-3)

LONGEST WINLESS STREAK: 15 – Al Smith (January 28, 1971 to April 1, 1971) (0-10-5)
LONGEST HOME WINLESS STREAK: 9 – Les Binkley (November 6 to December 21, 1968) (0-8-1)
LONGEST AWAY WINLESS STREAK: 26 – Al Smith (March 5, 1970 to April 1, 1971) (0-18-8)

SHOTS & SAVES – GAME

MOST SHOTS FOR, HOME GAME: 65 vs. Washington (Low-Belhumeur) March 15, 1975
MOST SHOTS FOR, AWAY GAME: 49 at Toronto (Hamel) November 20, 1974
MOST SHOTS AGAINST, HOME GAME: 54 vs. Buffalo (Inness-Johnson) November 30, 1974
MOST SHOTS AGAINST, AWAY GAME: 57 at Philadelphia (Inness) November 9, 1975
FEWEST SHOTS FOR, HOME GAME: 18 vs. St. Louis (Plante) November 19, 1969
FEWEST SHOTS FOR, AWAY GAME: 16 at Boston (Cheevers) January 28, 1968
16 at Chicago (Esposito) January 5, 1972
FEWEST SHOTS AGAINST, HOME GAME: 13 vs. Los Angeles (Smith) October 22, 1969
FEWEST SHOTS AGAINST, AWAY GAME: 15 at California (Binkley) October 17, 1971
MOST SAVES FOR, HOME GAME: 47 vs. Buffalo (Johnson) November 30, 1974
MOST SAVES FOR, AWAY GAME: 51 at Philadelphia (Inness) November 9, 1975
MOST SAVES AGAINST, HOME GAME: 53 vs. Montreal (Thomas) March 10, 1974
MOST SAVES AGAINST, AWAY GAME: 44 at Vancouver (Wilson) November 5, 1971

SHOTS & SAVES – PERIOD

MOST SHOTS FOR, HOME PERIOD: 27 vs. Washington (Low) March 15, 1975
MOST SHOTS FOR, AWAY PERIOD: 22 at Minnesota (Worsley) March 23, 1974
MOST SHOTS AGAINST, HOME PERIOD: 23 vs. Detroit (Binkley) December 4, 1968
MOST SHOTS AGAINST, AWAY PERIOD: 24 at NY Rangers (Plasse) March 2, 1975
FEWEST SHOTS FOR, HOME PERIOD: 2 vs. St. Louis (Plante) November 19, 1969
FEWEST SHOTS FOR, AWAY PERIOD: 1 at NY Rangers (Giacomin) March 8, 1970
1 at Chicago (Esposito) February 10, 1974
FEWEST SHOTS AGAINST, HOME PERIOD: 2 (Six Times)
FEWEST SHOTS AGAINST, AWAY PERIOD: 2 at St. Louis (Binkley) March 19, 1970
MOST SAVES FOR, HOME PERIOD: 21 vs. NY Rangers (Binkley) November 16, 1968
21 vs. NY Rangers (Binkley) March 18, 1970
MOST SAVES FOR, AWAY PERIOD: 22 at NY Rangers (Plasse) March 2, 1975
MOST SAVES AGAINST, HOME PERIOD: 23 vs. California (Simmons) January 22, 1975
23 vs. Washington (Low) March 15, 1975
MOST SAVES AGAINST, AWAY PERIOD: 22 at Minnesota (Worsley) March 23, 1974

FASTEST GOALS

FASTEST TWO GOALS,

ONE PLAYER: 7 seconds by Wally Boyer, March 5, 1970 at Detroit vs. Roy Edwards

FASTEST TWO GOALS, OPPONENT,

ONE PLAYER: 15 seconds by Bill Goldsworthy, Minnesota, March 23, 1974 vs. Gary Inness at Minnesota

FASTEST TWO GOALS,

BOTH TEAMS: (NHL RECORD) 5 seconds by Rick Martin (Buffalo) & Greg Polis (Pittsburgh), January 3, 1974 at Buffalo

FASTEST TWO PITTSBURGH

GOALS: 9 seconds by Al McDonough & Ken Schinkel on November 22, 1972 vs. St. Louis

FASTEST TWO OPPONENT

GOALS: 6 seconds by Guy Lafleur & Steve Shutt (Montreal) on April 2, 1975 at Montreal

FASTEST TWO PITTSBURGH

ASSISTS: 7 seconds by Ron Schock on March 5, 1970 at Detroit on goals by Wally Boyer

FASTEST TWO OPPONENT

ASSISTS: 6 seconds by Pete Mahovlich (Montreal) on April 2, 1975 at Montreal

FASTEST THREE PITTSBURGH GOALS,

ONE PLAYER: 4:17 by Lowell MacDonald on November 13, 1973 vs. Cesare Maniago vs. Minnesota

FASTEST THREE OPPONENT GOALS,

ONE PLAYER: 3:26 by Stan Gilbertson (Washington) on April 6, 1975 vs. Bob Johnson at Washington

FASTEST THREE GOALS,

BOTH TEAMS: 40 seconds by Rick Martin (Buffalo) 7:15, Greg Polis (Pittsburgh) 7:20 & Craig Ramsay (Buffalo) 7:55 on January 3, 1974 at Buffalo

FASTEST THREE PITTSBURGH

GOALS: 27 seconds by Al McDonough, Ken Schinkel & Ron Schock on November 22, 1972 vs. St. Louis

FASTEST THREE OPPONENT

GOALS: 51 seconds by Guy Lafleur (2), & Pete Mahovlich (Montreal) on January 26, 1975 at Montreal vs. Michel Plasse

FASTEST FOUR PITTSBURGH

GOALS: never accomplished by one player

FASTEST FOUR OPPONENT GOALS,

ONE PLAYER: 34:40 by Stan Gilbertson, Washington on April 6, 1975 at Washington (Johnson)

FASTEST FOUR GOALS,

BOTH TEAMS: 1:17 on January 26, 1975 at Montreal, Pierre Larouche, Guy Lafleur (2), Pete Mahovlich

FASTEST FOUR PITTSBURGH

GOALS: 1:49 by Bryan Hextall, Jean Pronovost, Al McDonough and Ken Schinkel 1:49 by Jean Pronovost, Al McDonough, Ken Schinkel and Ron Schock — both on November 22, 1972 vs. St. Louis

FASTEST FIVE PITTSBURGH

GOALS: (NHL RECORD) 2:07 by Bryan Hextall, Jean Pronovost, Al McDonough, Ken Schinkel & Ron Schock on November 22, 1972 vs. St. Louis

FASTEST SIX PITTSBURGH

GOALS: 5:02 by Greg Polis, Bryan Hextall, Jean Pronovost, Al McDonough, Ken Schinkel & Ron Schock on November 22, 1972 vs. St. Louis

FASTEST SEVEN PITTSBURGH

GOALS: 12:11 by Al McDonough, Greg Polis, Bryan Hextall, Jean Pronovost, Al McDonough, Ken Schinkel & Ron Schock on November 22, 1972 vs. St. Louis

FASTEST PITTSBURGH GOAL,

START OF GAME: 6 seconds by Jean Pronovost on March 25, 1976 at St. Louis

FASTEST OPPONENT GOAL,

START OF GAME: 14 seconds by Brit Selby (Philadelphia) on December 17, 1967 at Philadelphia

FASTEST PITTSBURGH GOAL,

START OF SECOND PERIOD: 7 seconds by Lowell MacDonald on February 10, 1973 at Boston

FASTEST OPPONENT GOAL,

START OF SECOND PERIOD: 7 seconds by Joey Johnston (California) on October 20, 1973 at Pittsburgh
7 seconds by Stan Gilbertson (Washington) on November 12, 1975 at Washington

FASTEST PITTSBURGH GOAL,

START OF THIRD PERIOD: 12 seconds by Greg Polis on April 1, 1972 at Philadelphia

FASTEST OPPONENT GOAL,

START OF THIRD PERIOD: 16 seconds by Gerry Ehman (California) on March 17, 1971 at California
16 seconds by Doug Jarrett (Chicago) on February 24, 1974 at Chicago

EARLIEST WINNING GOAL: 35 seconds by Ken Schinkel on October 17, 1972 at New York Islanders (5-0)

EARLIEST WINNING GOAL,

OPPONENT: 29 seconds by Andre Boudrias (St. Louis) on January 3, 1970 at St. Louis (6-0)

PENALTY SHOTS

DATE	PLACE	PLAYER-TEAM	GOALIE-TEAM	RESULT
Dec. 23, 1967	Pittsburgh	Bill Collins, Min.	Les Binkley, Pgh.	no goal
Jan. 31, 1968	St. Louis	George Konik, Pgh.	Glen Hall, St. L.	Goal
Feb. 5, 1969	Pittsburgh	Charlie Burns, Pgh.	Ed Giacomin, NYR	no goal
Mar. 18, 1970	Pittsburgh	Keith McCreary, Pgh.	Ed Giacomin, NYR	no goal
Jan. 14, 1971	Detroit	Jean Pronovost, Pgh.	Roy Edwards, Det.	Goal
Feb. 24, 1971	Pittsburgh	Greg Polis, Pgh.	Ernie Wakely, St. L.	no goal
Feb. 9, 1972	Toronto	Syl Apps, Pgh.	Bernie Parent, Tor.	Goal
Nov. 12, 1972	Buffalo	Lowell MacDonald, Pgh.	Roger Crozier, Buf.	no goal
Jan. 10, 1973	Pittsburgh	Ron Schock, Pgh.	Roy Edwards, Det.	no goal
Mar. 10, 1973	Pittsburgh	Ron Schock, Pgh.	Ed Giacomin, NYR	no goal
Feb. 16, 1974	Pittsburgh	Chuck Arnason, Pgh.	Gilles Meloche, Cal.	no goal
Mar. 5, 1974	NY Islanders	Ralph Stewart, NYI	Andy Brown, Pgh.	no goal
Nov. 20, 1974	Toronto	Dave Keon, Tor.	Gary Inness, Pgh.	Goal

SCORING SUMMARIES

PITTSBURGH VS ATLANTA

1975-76	GP	W	L	T	PTS	GF	GA	PPG	SHG	PEN	PIM
PITTSBURGH	4	2	1	1	5	13	10	2	0	16	32
ATLANTA	4	1	2	1	3	10	13	2	2	20	48

AT PITTSBURGH (1-0-1)

Dec. 27 Pgh. 3 (a) Atl. 2 (e)
Feb. 25 Pgh. 3 (a) Atl. 3 (e)

(a) Plasse in goal

AT ATLANTA (1-1-0)

Nov. 21 Pgh. 4 (a) Atl. 1 (e)
Dec. 26 Atl. 4 (f) Pgh. 3 (a)

(e) Myre in goal
(f) Bouchard in goal

GOALS BY PERIODS

	1st	2nd	3rd	Total	1st	2nd	3rd	Total
PITTSBURGH	8	3	2	13	66	41	42	149
ATLANTA	3	4	3	10	47	37	32	116

SHOTS BY PERIODS

PITTSBURGH

PLAYER	GP	G	A	PTS	PIM
Kehoe	4	2	5	7	0
Larouche	4	4	2	6	2
Kelly	4	1	3	4	4
Hadfield	4	1	2	3	6
Stackhouse	4	0	3	3	2
MacDonald	4	1	1	2	0
Pronovost	4	1	1	2	2
Schock	4	0	2	2	0
Wilkins	4	0	2	2	0
Nolet	1	1	0	1	2
Arnason	2	1	0	1	4
Gilbertson	3	1	0	1	0
Bianchin	1	0	1	1	0
Apps	4	0	1	1	0
Owchar	4	0	1	1	0
Bennett, H.	1	0	0	0	0
Durbano	1	0	0	0	2
Gilbert	1	0	0	0	0
Paradise	1	0	0	0	0
Campbell	3	0	0	0	4
Burrows	4	0	0	0	4
Morrison	4	0	0	0	0
Plasse	4	0	0	0	0
TOTAL	4	13	24	37	32

ATLANTA

PLAYER	GP	G	A	PTS	PIM
Bennett, C.	4	3	2	5	2
Lysiak	4	2	3	5	4
Flett	4	2	0	2	6
Gibbs	4	1	1	2	2
Vail	3	0	2	2	0
Comeau	4	0	2	2	0
Ecclestone	4	0	2	2	2
Clement	1	1	0	1	0
Houston	1	1	0	1	0
Meehan	3	0	1	1	0
Graves	4	0	1	1	0
Kea	4	0	1	1	6
Kryskow	4	0	1	1	14
St. Sauveur	4	0	1	1	0
Bouchard	1	0	0	0	0
Leiter	1	0	0	0	0
Bowness	2	0	0	0	0
Carriere	2	0	0	0	2
Ribble	2	0	0	0	0
Romanchych	2	0	0	0	0
Lemieux	3	0	0	0	4
Myre	3	0	0	0	0
Manery	4	0	0	0	0
Quinn	4	0	0	0	4
Bench					2
TOTAL	4	10	17	27	48

GOALIES

	GP	MP	GA	SO	AVG		GP	MP	GA	SO	AVG
Plasse (2-1-1)	4	240	10	0	2.50	Bouchard (1-0-0)	1	60	3	0	3.00
TOTAL	4	240	10	0	2.50	Myre (0-2-1)	3	180	10	0	3.33
						TOTAL	4	240	13	0	3.25

SCORING SUMMARIES

PITTSBURGH VS BOSTON

1975-76	GP	W	L	T	PTS	GF	GA	PPG	SHG	PEN	PIM
PITTSBURGH	5	0	3	2	2	14	24	1	1	19	49
BOSTON	5	3	0	2	8	24	14	6	1	20	46

AT PITTSBURGH (0-0-2)

Dec. 13 Pgh. 4 (a) Bos. 4 (e)
Mar. 24 Pgh. 5 (a) Bos. 5 (e)

(a) Plasse in goal
(b) Inness in goal
(d) Laxton replaced Plasse 46:04

AT BOSTON (0-3-0)

Nov. 30 Bos. 4 (e) Pgh. 2 (a)
Jan. 13 Bos. 6 (e) Pgh. 2 (d)
Feb. 5 Bos. 5 (f) Pgh. 1 (b)

(e) Gilbert in goal
(f) Reece in goal

GOALS BY PERIODS

	1st	2nd	3rd	Total	1st	2nd	3rd	Total
PITTSBURGH	3	4	7	14	47	49	43	139
BOSTON	8	9	7	24	58	67	67	192

SHOTS BY PERIODS

PITTSBURGH

PLAYER	GP	G	A	PTS	PIM
Pronovost	5	3	3	6	2
Larouche	5	3	2	5	0
Apps	5	2	3	5	2
MacDonald	3	2	3	5	0
Kehoe	4	1	2	3	0
Schock	5	1	1	2	2
Stackhouse	5	1	1	2	2
Durbano	2	0	2	2	4
Arnason	2	1	0	1	0
Cossette	1	0	1	1	0
Faubert	2	0	1	1	0
Gilbertson	3	0	1	1	0
Plasse	4	0	1	1	0
Wilkins	5	0	1	1	2
Bianchin	1	0	0	0	0
Inness	1	0	0	0	0
Laxton	1	0	0	0	0
Van Impe	1	0	0	0	0
Bennett	2	0	0	0	7
Owchar	2	0	0	0	2
Gilbert	3	0	0	0	0
Nolet	3	0	0	0	0
Campbell	4	0	0	0	2
Burrows	5	0	0	0	2
Hadfield	5	0	0	0	2
Kelly	5	0	0	0	20
Morrison	5	0	0	0	0
TOTAL	5	14	22	36	49

BOSTON

PLAYER	GP	G	A	PTS	PIM
Sheppard	5	5	5	10	0
Bucyk	5	3	5	8	2
Cashman	5	2	6	8	0
Park	4	4	3	7	2
Ratelle	5	1	6	7	0
Schmautz	5	2	3	5	2
Marcotte	4	1	3	4	0
Smith	5	1	3	4	0
Forbes	5	2	1	3	2
Edestrand	5	1	1	2	6
Hodge	3	1	0	1	4
Gibson	4	1	0	1	0
O'Reilly	5	0	1	1	12
Savard	5	0	1	1	2
Clark	1	0	0	0	0
Halward	1	0	0	0	0
Reece	1	0	0	0	0
Sims	2	0	0	0	2
Nowak	3	0	0	0	0
Gilbert	4	0	0	0	2
Doak	5	0	0	0	6
Zanussi	5	0	0	0	4
TOTAL	5	24	38	62	46

GOALIES

	GP	MP	GA	SO	AVG		GP	MP	GA	SO	AVG
Laxton (0-0-0)	1	14	0	0	0.00	Reece (1-0-0)	1	60	1	0	1.00
Plasse (0-2-2)	4	226	18	0	4.78	Gilbert (2-0-2)	4	240	13	0	3.25
Inness (0-1-0)	1	60	5	0	5.00	TOTAL	5	300	14	0	2.80
TOTAL	5	300	24	0	4.80						

SCORING SUMMARIES

PITTSBURGH VS BUFFALO

1975-76	GP	W	L	T	PTS	GF	GA	PPG	SHG	PEN	PIM
PITTSBURGH	5	1	4	0	2	13	27	4	0	21	51
BUFFALO	5	4	1	0	8	27	13	2	1	24	57

AT PITTSBURGH (1-2-0)

Nov. 15 Buf. 5 (e) Pgh. 2 (c)
 Jan. 17 Pgh. 3 (a) Buf. 2 (f)
 Mar. 10 Buf. 7 (g) Pgh. 6 (a)

AT BUFFALO (0-2-0)

Nov. 2 Buf. 7 (e) Pgh. 2 (b)
 Jan. 11 Buf. 6 (f) Pgh. 0 (d)

- (a) Plasse in goal
- (b) Inness in goal
- (c) Laxton in goal
- (d) Plasse replaced Laxton 40:00

- (e) Crozier in goal
- (f) Desjardins in goal
- (g) Smith in goal

GOALS BY PERIODS

	1st	2nd	3rd	Total
PITTSBURGH	1	8	4	13
BUFFALO	9	8	10	27

SHOTS BY PERIODS

	1st	2nd	3rd	Total
PITTSBURGH	51	50	48	149
BUFFALO	48	50	64	162

PITTSBURGH

PLAYER	GP	G	A	PTS	PIM
Larouche	5	1	5	6	4
Kehoe	5	5	0	5	0
Pronovost	5	2	2	4	0
Stackhouse	5	0	4	4	4
MacDonald	4	2	1	3	2
Apps	5	1	2	3	2
Schock	5	0	3	3	0
Hadfield	5	1	1	2	4
Gilbertson	3	1	0	1	0
Bianchin	1	0	1	1	0
Kelly	5	0	1	1	4
Arnason	1	0	0	0	0
Bennett	1	0	0	0	0
Durbano	1	0	0	0	16
Faubert	1	0	0	0	0
Inness	1	0	0	0	0
Paradise	1	0	0	0	2
Laxton	2	0	0	0	0
Gilbert	3	0	0	0	0
Nolet	3	0	0	0	0
Owchar	3	0	0	0	0
Plasse	3	0	0	0	0
Campbell	4	0	0	0	7
Morrison	4	0	0	0	0
Burrows	5	0	0	0	2
Wilkins	5	0	0	0	2
Bench					2
TOTAL	5	13	20	33	51

BUFFALO

PLAYER	GP	G	A	PTS	PIM
Robert	5	3	7	10	0
Perreault	5	7	2	9	0
Ramsay	5	4	3	7	2
Guevremont	5	1	4	5	2
Lorentz	5	3	1	4	0
Gare	5	2	2	4	16
Martin	5	2	2	4	4
Stanfield	5	1	3	4	0
Spencer	5	2	1	3	2
Korab	4	1	2	3	2
Luce	4	0	3	3	4
Richard	5	0	3	3	5
McNab	5	1	1	2	2
Fogolin	4	0	2	2	2
Desjardins	2	0	1	1	0
Schoenfeld	3	0	1	1	12
Smith	1	0	0	0	0
Crozier	2	0	0	0	0
McAdam	3	0	0	0	0
McIntosh	3	0	0	0	2
Hajt	5	0	0	0	2
TOTAL	5	27	38	65	57

GOALIES

	GP	MP	GA	SO	AVG
Plasse (1-1-0)	3	140	9	0	3.86
Laxton (0-2-0)	2	100	10	0	6.00
Inness (0-1-0)	1	60	7	0	7.00
TOTAL	5	300	27	0	5.40

GOALIES

	GP	MP	GA	SO	AVG
Desjardins (1-1-0)	2	120	3	1	1.50
Crozier (2-0-0)	2	120	4	0	2.00
Smith (1-0-0)	1	60	6	0	6.00
TOTAL	5	300	13	1	2.60

SCORING SUMMARIES

PITTSBURGH VS CALIFORNIA

1975-76	GP	W	L	T	PTS	GF	GA	PPG	SHG	PEN	PIM
PITTSBURGH	5	2	2	1	5	21	17	3	1	24	64
CALIFORNIA	5	2	2	1	5	17	21	2	1	20	40

AT PITTSBURGH (1-1-0)

Nov. 18 Calif. 5 (e) Pgh. 3 (b)
 Mar. 13 Pgh. 4 (a) Calif. 2 (e)

- (a) Plasse in goal
- (b) Inness in goal

AT CALIFORNIA (1-1-1)

Dec. 17 Pgh. 9 (a) Calif. 2 (e)
 Jan. 7 Calif. 4 (f) Pgh. 1 (a)
 Feb. 11 Pgh. 4 (a) Calif. 4 (f)

- (e) Meloche in goal
- (f) Simmons in Goal

GOALS BY PERIODS

	1st	2nd	3rd	Total
PITTSBURGH	9	4	8	21
CALIFORNIA	3	8	6	17

SHOTS BY PERIODS

	1st	2nd	3rd	Total
PITTSBURGH	68	60	50	178
CALIFORNIA	31	50	61	142

PITTSBURGH

PLAYER	GP	G	A	PTS	PTS
Hadfield	5	3	4	7	4
Apps	5	4	2	6	2
Kelly	5	4	2	6	18
Larouche	5	2	3	5	8
Pronovost	5	2	3	5	0
Kehoe	5	2	2	4	2
Schock	5	2	2	4	0
Campbell	3	1	1	2	2
Gilbertson	4	1	1	2	0
Nolet	1	0	2	2	0
Durbano	2	0	2	2	6
Wilkins	4	0	2	2	14
Stackhouse	5	0	2	2	2
Van Impe	1	0	1	1	4
Arnason	3	0	1	1	0
MacDonald	3	0	1	1	0
Burrows	5	0	1	1	2
Bennett	1	0	0	0	0
Bianchin	1	0	0	0	0
Inness	1	0	0	0	0
Paradise	1	0	0	0	0
Faubert	2	0	0	0	0
Gilbert	2	0	0	0	0
Owchar	3	0	0	0	0
Plasse	4	0	0	0	0
Morrison	5	0	0	0	0
TOTAL	5	21	32	53	64

CALIFORNIA

PLAYER	GP	G	A	PTS	PIM
Maruk	5	5	2	7	0
Hampton	4	1	3	4	4
MacAdam	5	1	3	4	0
Murdoch	5	1	3	4	6
Sabourin	5	2	1	3	4
Gardner	5	1	2	3	4
Ahern	3	1	1	2	2
Moxey	3	1	1	2	0
King	4	0	2	2	0
Merrick	4	0	2	2	2
Stewart	4	0	2	2	6
Christie	5	0	2	2	0
Frig	4	1	0	1	0
Holt	4	1	0	1	2
Klassen	4	1	0	1	2
Girard	5	1	0	1	0
Neilson	1	0	1	1	2
Jacobs	3	0	1	1	2
Patey	1	0	0	0	0
Price	1	0	0	0	0
Simmer	1	0	0	0	0
Hrechkosy	2	0	0	0	0
Pesut	2	0	0	0	0
Simmons	2	0	0	0	2
Meloche	3	0	0	0	0
Pappin	3	0	0	0	0
Bench					2
TOTAL	5	17	26	43	40

GOALIES

	GP	MP	GA	SO	AVG
Plasse (2-1-1)	4	240	12	0	3.00
Inness (0-1-0)	1	60	5	0	5.00
TOTAL	5	300	17	0	3.40

GOALIES

	GP	MP	GA	SO	AVG
Simmons (1-0-1)	2	120	5	0	2.50
Meloche (1-2-0)	3	180	15	0	5.00
TOTAL	5	300	21	0	4.20

SCORING SUMMARIES

PITTSBURGH VS CHICAGO

1975-76	GP	W	L	T	PTS	GF	GA	PPG	SHG	PEN	PIM
PITTSBURGH	4	1	2	1	3	21	16	4	1	20	40
CHICAGO	4	2	1	1	5	16	21	7	1	23	46

AT PITTSBURGH (1-1-0)

Nov. 8 Chi. 7 (f) Pgh. 5 (c)
Feb. 21 Pgh. 10 (a) Chi. 1 (f)

(a) Plasse in goal
(c) Laxton in goal

AT CHICAGO (0-1-1)

Dec. 3 Pgh. 3 (a) Chi. 3 (f)
Jan. 4 Chi. 5 (e) Pgh. 3 (a)

(e) Esposito in goal
(f) Villemure in goal

GOALS BY PERIODS

	1st	2nd	3rd	Total
PITTSBURGH	8	8	5	21
CHICAGO	4	6	6	16

SHOTS BY PERIODS

	1st	2nd	3rd	Total
PITTSBURGH	58	51	42	151
CHICAGO	37	39	45	121

PITTSBURGH

PLAYER	GP	G	A	PTS	PIM
Larouche	4	5	2	7	0
Schock	4	3	4	7	0
Pronovost	4	2	4	6	0
MacDonald	3	4	1	5	4
Hadfield	4	3	2	5	0
Kehoe	3	1	3	4	0
Apps	4	1	3	4	0
Wilkins	4	0	3	3	0
Nolet	1	1	1	2	0
Burrows	4	1	1	2	2
Kelly	3	0	2	2	6
Owchar	4	0	2	2	2
Stackhouse	4	0	2	2	2
Bennett	2	0	1	1	4
Gilbertson	2	0	1	1	0
Campbell	3	0	1	1	4
Morrison	4	0	1	1	0
Arnason	1	0	0	0	0
Cossette	1	0	0	0	4
Gilbert	1	0	0	0	0
Laxton	1	0	0	0	0
McManama	1	0	0	0	0
Bianchin	2	0	0	0	2
Durbano	3	0	0	0	8
Plasse	3	0	0	0	0
Bench					2
TOTAL	4	21	34	55	40

CHICAGO

PLAYER	GP	G	A	PTS	PIM
Hull	4	3	3	6	2
Martin	4	3	3	6	2
Redmond	3	2	4	6	2
Marks	4	2	3	5	0
Koroll	4	1	3	4	0
Mulvey	3	1	2	3	2
Boldirev	4	0	3	3	0
Sheehan	4	1	1	2	2
Bordeleau	4	0	2	2	2
Tallon	4	0	2	2	12
Mikita	2	1	0	1	6
Rota	4	1	0	1	0
Russell	4	1	0	1	6
Magnuson	2	0	1	1	0
Esposito	1	0	0	0	0
Holt	1	0	0	0	0
Johnston	1	0	0	0	0
Maki	1	0	0	0	0
Daigle	2	0	0	0	2
White	2	0	0	0	4
Murray	3	0	0	0	2
Villemure	3	0	0	0	0
Bench					2
TOTAL	4	16	27	43	46

GOALIES

	GP	MP	GA	SO	AVG
Plasse (1-1-1)	3	180	9	0	3.00
Laxton (0-1-0)	1	60	6	0	6.00
TOTAL	4	240	16	0	4.00

GOALIES

	GP	MP	GA	SO	AVG
Esposito (1-0-0)	1	60	3	0	3.00
Villemure (1-1-1)	3	180	18	0	6.00
TOTAL	4	240	21	0	5.20

SCORING SUMMARIES

PITTSBURGH VS DETROIT

1975-76	GP	W	L	T	PTS	GF	GA	PPG	SHG	PEN	PIM
PITTSBURGH	6	4	1	1	9	24	13	9	2	50	131
DETROIT	6	1	4	1	3	13	24	2	2	54	179

AT PITTSBURGH (3-0-0)

Oct. 18 Pgh. 6 (a) Det. 1 (e)
Nov. 26 Pgh. 5 (a) Det. 2 (f)
Mar. 28 Pgh. 3 (a) Det. 0 (e)

(a) Plasse in goal
(b) Inness in goal

AT DETROIT (1-1-1)

Dec. 10 Det. 3 (e) Pgh. 2 (b)
Feb. 22 Pgh. 2 (a) Det. 2 (f)
Apr. 4 Pgh. 6 (a) Det. 5 (e)

(e) Rutherford in goal
(f) Giacomini in goal

GOALS BY PERIODS

	1st	2nd	3rd	Total
PITTSBURGH	12	7	5	24
DETROIT	2	6	5	13

SHOTS BY PERIOD

	1st	2nd	3rd	Total
PITTSBURGH	56	65	58	179
DETROIT	62	73	57	192

PITTSBURGH

PLAYER	GP	G	A	PTS	PIM
Apps	6	2	7	9	0
Pronovost	6	2	7	9	6
Larouche	5	4	4	8	2
Stackhouse	6	1	5	6	14
Kelly	6	4	1	5	21
MacDonald	6	3	2	5	0
Kehoe	4	2	3	5	0
Hadfield	5	2	3	5	0
Burrows	6	0	3	3	8
Schock	6	1	3	2	6
McManama	1	1	1	1	0
Gilbertson	3	1	0	1	6
Owchar	4	1	0	1	0
Campbell	4	0	0	1	12
Morrison	6	0	1	1	0
Bianchin	1	0	1	0	0
Cossette	1	0	0	0	0
Inness	1	0	0	0	0
Faubert	2	0	0	0	0
Gilbert	2	0	0	0	0
Van Impe	2	0	1	1	2
Arnason	3	0	0	0	0
Bennett	3	0	0	0	4
Durbano	3	0	0	0	17
Nolet	3	0	0	0	0
Plasse	5	0	0	0	4
Wilkins	6	0	0	0	27
Bench					2
TOTAL	6	24	39	63	131

DETROIT

PLAYER	GP	G	A	PTS	PIM
Grant	5	3	3	6	12
Polonich	5	1	3	4	13
Bloom	5	1	2	3	8
Watson	6	0	3	3	54
Hogaboam	3	2	0	2	2
Redmond	2	1	1	2	0
Cameron	3	1	1	2	4
McKechnie	6	1	1	2	4
Hamel	6	0	2	2	6
Lapointe	6	0	2	2	6
Libett	6	0	2	2	2
Harvey	3	1	0	1	2
Wong	3	1	0	1	2
Lochead	5	1	0	1	4
Giroux	1	0	1	1	2
Leblanc	3	0	1	1	7
Harper	5	0	1	1	8
Maloney	6	0	1	1	23
Bathe	1	0	0	0	0
Hextall, B.	1	0	0	0	0
Giacomin	2	0	0	0	0
Hextall, D.	2	0	0	0	0
Roberto	2	0	0	0	4
Korney	3	0	0	0	2
Bergeron	4	0	0	0	10
Rutherford	4	0	0	0	0
Salovaara	4	0	0	0	4
TOTAL	6	13	24	37	179

GOALIES

	GP	MP	GA	SO	AVG
Plasse (4-0-1)	5	300	10	1	2.00
Inness (0-1-0)	1	60	3	0	3.00
TOTAL	6	360	13	1	2.17

GOALIES

	GP	MP	GA	SO	AVG
Giacomin (0-1-1)	2	120	7	0	3.50
Rutherford (1-3-0)	4	240	17	0	4.25
TOTAL	6	360	24	0	4.00

SCORING SUMMARIES

PITTSBURGH VS KANSAS CITY

1975-76	GP	W	L	T	PTS	GF	GA	PPG	SHG	PEN	PIM
PITTSBURGH	4	2	1	1	5	18	10	5	0	15	46
KANSAS CITY	4	1	2	1	3	10	18	2	1	16	32

AT PITTSBURGH (2-0-0)

Jan. 29 Pgh. 6 (b) K.C. 2 (e)
Feb. 17 Pgh. 6 (a) K.C. 1 (e)

- (a) Plasse in goal
- (b) Inness in goal
- (d) Inness replaced Plasse 43:24

AT KANSAS CITY (0-1-1)

Dec. 9 K.C. 3 (e) Pgh. 2 (d)
Jan. 31 Pgh. 4 (a) K.C. 4 (e)

- (e) Herron in goal

GOALS BY PERIODS

	1st	2nd	3rd	Total
PITTSBURGH	4	7	7	18
KANSAS CITY	2	4	4	10

SHOTS BY PERIODS

	1st	2nd	3rd	Total
PITTSBURGH	50	51	44	145
KANSAS CITY	33	35	37	105

PITTSBURGH

PLAYER	GP	G	A	PTS	PIM
Larouche	3	1	5	6	2
Apps	4	2	3	5	0
Kehoe	3	2	2	4	0
Pronovost	4	2	2	4	0
Schock	4	1	3	4	2
Stackhouse	4	1	3	4	2
Kelly	4	2	1	3	8
Nolet	3	1	2	3	0
Burrows	4	1	2	3	2
Hadfield	4	1	2	3	0
Owchar	3	0	3	3	0
Gilbert	3	1	1	2	0
MacDonald	4	0	2	2	0
Faubert	3	1	0	1	4
Campbell	3	1	0	1	2
Morrison	4	1	0	1	0
Gilbertson	3	0	1	1	0
Arnason	1	0	0	0	0
Bennett	1	0	0	0	0
Cossette	1	0	0	0	0
Durbano	1	0	0	0	24
Inness	1	0	0	0	0
Plasse	3	0	0	0	0
Wilkins	3	0	0	0	0
TOTAL	4	18	32	50	46

KANSAS CITY

PLAYER	GP	G	A	PTS	PIM
Dupere	3	2	1	3	0
Paiement	3	2	1	3	2
Rota	4	1	2	3	2
Arnason	3	2	0	2	0
Burns	4	1	1	2	2
Lagace	4	1	1	2	0
Nolet	1	1	0	1	0
Gagnon	1	0	1	1	0
Gilbert	1	0	1	1	0
Harvey	1	0	1	1	0
Bergman	3	0	1	1	2
Durbano	3	0	1	1	8
Roberto	3	0	1	1	4
Patrick	4	0	1	1	2
Boucha	1	0	0	0	0
Cairns	2	0	0	0	0
Charron	3	0	0	0	0
Hudson	3	0	0	0	0
Johnston	3	0	0	0	2
McElmury	3	0	0	0	4
Croteau	4	0	0	0	2
Herron	4	0	0	0	0
Patterson	4	0	0	0	2
TOTAL	4	10	13	23	32

GOALIES

	GP	MP	GA	SO	AVG
Inness (1-0-0)	2	77	2	0	1.55
Plasse (1-1-1)	3	163	8	0	2.94
TOTAL	4	240	10	0	2.40

GOALIES

	GP	MP	GA	SO	AVG
Herron (1-2-1)	4	240	18	0	4.50

SCORING SUMMARIES

PITTSBURGH VS LOS ANGELES

1975-76	GP	W	L	T	PTS	GF	GA	PPG	SHG	PEN	PIM
PITTSBURGH	6	5	1	0	10	29	16	4	1	28	56
LOS ANGELES	6	1	5	0	2	16	29	3	0	25	58

AT PITTSBURGH (3-0-0)

Nov. 22 Pgh. 6 (a) L.A. 3 (f)
Dec. 31 Pgh. 5 (a) L.A. 1 (f)
Feb. 15 Pgh. 6 (b) L.A. 4 (f)

- (a) Plasse in goal
- (b) Inness in goal

AT LOS ANGELES (2-1-0)

Oct. 30 L.A. 4 (f) Pgh. 0 (b)
Dec. 20 Pgh. 5 (a) L.A. 1 (f)
Feb. 7 Pgh. 7 (b) L.A. 3 (e)

- (e) Edwards in goal
- (f) Vachon in goal

GOALS BY PERIODS

	1st	2nd	3rd	Total
PITTSBURGH	11	10	8	29
LOS ANGELES	4	6	6	16

SHOTS BY PERIODS

	1st	2nd	3rd	Total
PITTSBURGH	79	68	61	208
LOS ANGELES	52	67	68	186

PITTSBURGH

PLAYER	GP	G	A	PTS	PIM
Kelly	6	4	6	10	16
Larouche	6	4	6	10	0
MacDonald	5	2	7	9	0
Pronovost	6	5	3	8	2
Apps	6	3	5	8	6
Kehoe	5	3	4	7	0
Stackhouse	6	3	4	7	6
Wilkins	6	0	5	5	6
Burrows	6	2	2	4	4
Hadfield	6	3	0	3	0
Owchar	4	0	2	2	0
Schock	6	0	2	2	4
Gilbertson	4	0	1	1	0
Morrison	6	0	1	1	0
Bianchin	1	0	0	0	0
Faubert	1	0	0	0	0
McManama	1	0	0	0	0
Bennett	2	0	0	0	0
Gilbert	2	0	0	0	0
Nolet	2	0	0	0	0
Paradise	2	0	0	0	0
Inness	3	0	0	0	0
Plasse	3	0	0	0	0
Arnason	4	0	0	0	2
Campbell	4	0	0	0	2
Durbano	4	0	0	0	8
TOTAL	6	29	48	77	56

LOS ANGELES

PLAYER	GP	G	A	PTS	PIM
Dionne	6	3	2	5	2
Berry	6	0	5	5	2
Kozak	5	3	1	4	2
Goring	6	2	2	4	0
Venasky	6	2	2	4	0
Williams	6	2	2	4	0
Murphy	6	1	3	4	4
Nevin	6	1	2	3	0
Carr	4	0	3	3	0
Corrigan	6	1	1	2	14
Hutchison	4	0	2	2	6
St. Marseille	4	1	0	1	4
Murdoch	6	0	1	1	2
Widing	6	0	1	1	2
Edwards	1	0	0	0	0
DeMarco	2	0	0	0	2
Sargent	4	0	0	0	0
Vachon	5	0	0	0	0
Brown	6	0	0	0	6
Kannegiesser	6	0	0	0	6
Komadoski	6	0	0	0	4
Bench					2
TOTAL	6	16	27	43	58

GOALIES

	GP	MP	GA	SO	AVG
Plasse (3-0-0)	3	180	5	0	1.67
Inness (2-1-0)	3	180	11	0	3.67
TOTAL	6	360	16	0	2.67

GOALIES

	GP	MP	GA	SO	AVG
Vachon (1-4-0)	5	300	22	1	4.40
Edwards (0-1-0)	1	60	7	0	7.00
TOTAL	6	360	29	0	4.83

SCORING SUMMARIES

1975-76	GP	W	L	T	PTS	GF	GA	PPG	SHG	PEN	PIM
PITTSBURGH	4	2	1	1	5	15	10	5	1	28	70
MINNESOTA	4	1	2	1	3	10	15	4	0	20	43

AT PITTSBURGH (1-0-1)

Jan. 25 Pgh. 1 (a) Min. 1 (e)
Mar. 6 Pgh. 5 (a) Min. 0 (f)

(a) Plasse in goal

PITTSBURGH VS MINNESOTA

AT MINNESOTA (1-1-0)

Nov. 1 Min. 7 (g) Pgh. 3 (a)
Mar. 2 Pgh. 6 (a) Min. 2 (h)

(e) Maniago in goal
(f) Harrison in goal
(g) Lopresti in goal
(h) Harrison replaced Lopresti
52:45

GOALS BY PERIODS

	1st	2nd	3rd	Total
PITTSBURGH	2	7	6	15
MINNESOTA	3	4	3	10

SHOTS BY PERIODS

	1st	2nd	3rd	Total
PITTSBURGH	49	46	41	146
MINNESOTA	38	28	41	107

PITTSBURGH

PLAYER	GP	G	A	PTS	PIM
MacDonald	4	4	2	6	0
Pronovost	4	3	3	6	2
Apps	4	0	6	6	2
Stackhouse	4	1	4	5	2
Hadfield	4	2	2	4	9
Larouche	4	2	2	4	4
Kehoe	4	1	1	2	0
Kelly	4	1	0	1	4
Schock	4	0	2	2	4
Morrison	4	1	0	1	0
Campbell	3	0	1	1	4
Nolet	3	0	1	1	0
Owchar	3	0	1	1	0
Burrows	4	0	1	1	8
Arnason	1	0	0	0	0
Bennett	1	0	0	0	15
Durbano	1	0	0	0	4
Faubert	1	0	0	0	2
McManama	1	0	0	0	2
Paradise	1	0	0	0	2
Gilbertson	2	0	0	0	0
Gilbert	3	0	0	0	0
Wilkins	3	0	0	0	4
Plasse	4	0	0	0	0
Bench					2
TOTAL	4	15	26	41	70

MINNESOTA

PLAYER	GP	G	A	PTS	PIM
Goldsworthy	4	3	1	4	0
Dunlop	2	2	2	4	0
Talafous	4	1	3	4	0
Hextall, D.	2	0	4	4	6
Hicke	4	1	1	2	2
O'Brien	4	0	2	2	6
Reid	4	0	2	2	2
Gratton	1	1	0	1	0
Jensen	2	1	0	1	2
Nanne	4	1	0	1	0
Hogaboam	2	0	1	1	2
Cameron	4	0	1	1	0
Cressman	4	0	1	1	6
Engle	1	0	0	0	0
Flesch	1	0	0	0	0
Maniago	1	0	0	0	0
Plager	1	0	0	0	2
Rombough	1	0	0	0	0
Harrison	2	0	0	0	0
Lopresti	2	0	0	0	0
Bialowas	3	0	0	0	2
Hextall, B.	3	0	0	0	0
Jarry	3	0	0	0	2
Sather	3	0	0	0	4
Young	3	0	0	0	0
Barrett	4	0	0	0	5
Hicks	4	0	0	0	2
TOTAL	4	10	18	28	43

GOALIES

GOALIES	GP	MP	GA	SO	AVG
Plasse (2-1-1)	4	240	10	1	2.50

GOALIES

GOALIES	GP	MP	GA	SO	AVG
Maniago (0-0-1)	1	60	1	0	1.00
Harrison (0-1-0)	2	73	5	0	4.10
Lopresti (1-1-0)	2	107	9	0	5.04
TOTAL	5	240	15	0	3.75

SCORING SUMMARIES

1975-76	GP	W	L	T	PTS	GF	GA	PPG	SHG	PEN	PIM
PITTSBURGH	6	0	6	0	0	19	35	5	0	27	65
MONTREAL	6	6	0	0	12	35	19	11	1	24	51

AT PITTSBURGH (0-3-0)

Oct. 21 Mtl. 7 (e) Pgh. 1 (b)
Nov. 13 Mtl. 5 (e) Pgh. 4 (b)
Jan. 22 Mtl. 4 (e) Pgh. 3 (a)

(a) Plasse in goal
(b) Inness in goal
(c) Taylor in goal

PITTSBURGH VS MONTREAL

AT MONTREAL (0-3-0)

Dec. 14 Mtl. 7 (e) Pgh. 4 (a)
Mar. 16 Mtl. 5 (f) Pgh. 4 (a)
Mar. 31 Mtl. 7 (f) Pgh. 3 (c)

(e) Dryden in goal
(f) Larocque in goal

GOALS BY PERIODS

	1st	2nd	3rd	Total
PITTSBURGH	3	10	6	19
MONTREAL	9	14	12	35

SHOTS BY PERIODS

	1st	2nd	3rd	Total
PITTSBURGH	66	56	59	181
MONTREAL	76	85	59	220

PITTSBURGH

PLAYER	GP	G	A	PTS	PIM
Larouche	6	4	5	9	0
Pronovost	6	4	2	6	0
Apps	6	2	4	6	0
Stackhouse	6	2	4	6	4
Kehoe	6	1	2	3	0
Kelly	6	1	2	3	6
Gilbertson	3	2	0	2	0
Hadfield	4	1	1	2	2
Campbell	5	0	1	1	7
MacDonald	5	0	2	2	0
Schock	6	0	2	2	2
Wilkins	6	0	2	2	12
Arnason	2	1	0	1	2
Burrows	6	1	0	1	2
Durbano	3	0	1	1	8
Nolet	3	0	1	1	0
Owchar	4	0	1	1	0
Bianchin	1	0	0	0	0
Cossette	1	0	0	0	0
Faubert	1	0	0	0	0
McManama	1	0	0	0	0
Taylor	1	0	0	0	0
Bennett	2	0	0	0	2
Inness	2	0	0	0	0
Van Impe	2	0	0	0	4
Gilbert	3	0	0	0	0
Plasse	4	0	0	0	10
Morrison	6	0	0	0	2
Bench					2
TOTAL	6	19	30	49	65

MONTREAL

PLAYER	GP	G	A	PTS	PIM
Lafleur	6	6	15	21	0
Mahovlich	6	4	7	11	0
Lapointe	6	3	8	11	4
Shutt	6	5	4	9	6
Cournoyer	5	4	2	6	2
Lambert	6	3	3	6	2
Savard	5	2	4	6	4
Lemaire	4	2	2	4	0
Bouchard	5	1	3	4	4
Robinson	6	1	3	4	2
Roberts	5	2	1	3	2
Gainey	6	1	2	3	6
Riseborough	6	0	3	3	5
Tremblay	5	1	1	2	4
Van Boxmeer	5	0	2	2	2
Jarvis	6	0	2	2	2
Chartraw	2	0	1	1	4
Wilson	4	0	1	1	0
Goldup	1	0	0	0	0
Shanahan	1	0	0	0	0
Larocque	2	0	0	0	0
Nyrop	2	0	0	0	0
Awrey	4	0	0	0	0
Dryden	4	0	0	0	0
Bench					2
TOTAL	6	35	64	99	51

GOALIES

GOALIES	GP	MP	GA	SO	AVG
Plasse (0-3-0)	3	180	16	0	5.33
Inness (0-2-0)	2	120	12	0	6.00
Taylor (0-1-0)	1	60	7	0	7.00
TOTAL	6	360	35	0	5.83

GOALIES

GOALIES	GP	MP	GA	SO	AVG
Dryden (4-0-0)	4	240	12	0	3.00
Larocque (2-0-0)	2	120	7	0	3.50
TOTAL	6	360	19	0	3.17

SCORING SUMMARIES

1975-76	GP	W	L	T	PTS	GF	GA	PPG	SHG	PEN	PIM
PITTSBURGH	4	1	2	1	3	15	21	4	0	18	53
NY ISLANDERS	4	2	1	1	5	21	15	3	0	28	73

AT PITTSBURGH (1-1-0)

Nov. 5 Pgh. 7 (c) NYI 6 (f)
Mar. 7 NYI 5 (e) Pgh. 3 (d)

- (a) Plasse in goal
- (b) Inness in goal
- (c) Laxton in goal
- (d) Inness replaced Plasse 40:00

PITTSBURGH VS NY ISLANDERS

AT NY ISLANDERS (0-1-1)

Dec. 4 NYI 6 (e) Pgh. 1 (a)
Feb. 14 Pgh. 4 (b) NYI 4 (e)

- (e) Smith in goal
- (f) Resch replaced Smith 31:47

GOALS BY PERIODS

	1st	2nd	3rd	Total
PITTSBURGH	6	5	4	15
NY ISLANDERS	5	10	6	21

SHOTS BY PERIODS

	1st	2nd	3rd	Total
PITTSBURGH	44	47	48	139
NY ISLANDERS	46	42	37	125

PITTSBURGH

PLAYER	GP	G	A	PTS	PIM
Larouche	4	2	3	5	2
Apps	4	1	4	5	0
Kehoe	3	0	5	5	0
MacDonald	4	2	2	4	0
Schock	4	2	2	4	0
Pronovost	4	3	0	3	4
Kelly	4	2	1	3	2
Burrows	4	1	2	3	11
Stackhouse	4	0	3	3	0
Bennett	2	1	1	2	10
Hadfield	4	0	2	2	2
Owchar	4	1	0	1	5
Campbell	3	0	1	1	7
Arnason	1	0	0	0	6
Bianchin	1	0	0	0	0
Cossette	1	0	0	0	0
Durbano	1	0	0	0	0
Faubert	1	0	0	0	2
Laxton	1	0	0	0	0
McManama	1	0	0	0	0
Gilbert	2	0	0	0	0
Gilbertson	2	0	0	0	0
Inness	2	0	0	0	0
Nolet	2	0	0	0	0
Plasse	2	0	0	0	0
Wilkins	3	0	0	0	0
Morrison	4	0	0	0	0
Bench					2
TOTAL	4	15	26	41	53

NY ISLANDERS

PLAYER	GP	G	A	PTS	PIM
Potvin, D.	4	2	6	8	8
Trottier	4	1	6	7	0
Westfall	4	4	2	6	6
Nystrom	4	4	1	5	2
Harris	4	3	2	5	4
Gillies	4	3	1	4	9
Drouin	3	1	2	3	0
Hart	4	0	3	3	10
Parise	4	0	3	3	6
Howatt	4	2	0	2	4
Bourne	1	1	1	2	2
Lewis	4	0	2	2	2
Marshall	4	0	2	2	4
Potvin, J.	4	0	2	2	0
St. Laurent	3	0	1	1	0
MacMillan	4	0	1	1	0
Smith	4	0	1	1	2
Resch	1	0	0	0	0
Fortier	3	0	0	0	14
Henning	4	0	0	0	0
TOTAL	4	21	36	57	73

GOALIES

	GP	MP	GA	SO	AVG
Inness (0-0-1)	2	80	4	0	3.00
Laxton (1-0-0)	1	60	6	0	6.00
Plasse (0-2-0)	2	100	11	0	6.60
TOTAL	4	240	21	0	5.25

GOALIES

	GP	MP	GA	SO	AVG
Resch (0-1-0)	1	28	1	0	2.14
Smith (2-0-1)	4	212	14	0	3.96
TOTAL	4	240	15	0	3.75

SCORING SUMMARIES

1975-76	GP	W	L	T	PTS	GF	GA	PPG	SHG	PEN	PIM
PITTSBURGH	4	3	1	0	6	23	12	3	0	12	24
NY RANGERS	4	1	3	0	2	12	23	2	0	11	22

AT PITTSBURGH (2-0-0)

Nov. 29 Pgh. 8 (a) NYR. 3 (e)
Jan. 18 Pgh. 8 (c) NYR. 3 (g)

- (a) Plasse in goal
- (c) Plasse replaced Inness 2:15 - 4:04

PITTSBURGH VS NY RANGERS

AT NY RANGERS (1-1-0)

Dec. 23 NYR. 4 (f) Pgh. 3 (a)
Mar. 4 Pgh. 4 (a) NYR. 2 (f)

- (e) Wilson in goal
- (f) Davidson in goal
- (g) Soetart replaced Wilson 20:00 - 40:00

GOALS BY PERIODS

	1st	2nd	3rd	Total
PITTSBURGH	7	10	6	23
NY RANGERS	5	5	2	12

SHOTS BY PERIODS

	1st	2nd	3rd	Total
PITTSBURGH	56	52	49	157
NY RANGERS	45	44	41	130

PITTSBURGH

PLAYER	GP	G	A	PTS	PIM
Larouche	4	1	7	8	0
Hadfield	4	4	3	7	4
Pronovost	4	4	3	7	0
Schock	4	3	3	6	2
MacDonald	3	1	4	5	2
Apps	4	1	4	5	0
Gilbertson	3	3	1	4	0
Kelly	4	2	2	4	2
Kehoe	3	1	3	4	0
Stackhouse	4	0	3	3	4
Campbell	3	0	2	2	2
Wilkins	4	0	2	2	2
Arnason	2	1	0	1	0
Nolet	2	1	0	1	0
Owchar	3	1	0	1	6
Bianchin	1	0	1	1	0
Van Impe	1	0	1	1	0
Durbano	2	0	1	1	0
Burrows	4	0	1	1	0
Bennett	1	0	0	0	0
Inness	1	0	0	0	0
Gilbert, E.	2	0	0	0	0
Morrison	4	0	0	0	0
Plasse	4	0	0	0	0
TOTAL	4	23	41	64	24

NY RANGERS

PLAYER	GP	G	A	PTS	PIM
Vadnais	4	1	3	4	2
Tkaczuk	4	0	4	4	2
Esposito	4	1	2	3	0
Stemkowski	4	1	2	3	4
Marotte	3	0	3	3	0
Gilbert, R.	3	2	0	2	0
Johnstone	1	1	1	2	0
Hickey	3	0	2	2	2
Holland	3	1	0	1	2
Middleton	3	1	0	1	0
Polis	3	1	0	1	2
Fairbairn	4	1	0	1	0
Greschner	4	1	0	1	4
Vickers	4	1	0	1	0
Soetart	1	0	0	0	0
Bednarski	2	0	0	0	0
Beverley	2	0	0	0	2
Collins	2	0	0	0	2
Davidson	2	0	0	0	0
Maloney	2	0	0	0	0
Wilson	2	0	0	0	0
Jarrett	3	0	0	0	0
Sacharuk	3	0	0	0	0
Dillon	4	0	0	0	0
TOTAL	4	12	17	29	22

GOALIES

	GP	MP	GA	SO	AVG
Inness (1-0-0)	1	58	2	0	2.07
Plasse (2-1-0)	4	182	10	0	3.30
TOTAL	4	240	12	0	3.00

GOALIES

	GP	MP	GA	SO	AVG
Davidson (1-1-0)	2	120	7	0	3.50
Wilson (0-2-0)	2	100	12	0	7.20
Soetart (0-0-0)	1	20	4	0	12.00
TOTAL	4	240	23	0	5.75

SCORING SUMMARIES

PITTSBURGH VS PHILADELPHIA

1975-76	GP	W	L	T	PTS	GF	GA	PPG	SHG	PEN	PIM
PITTSBURGH	4	0	3	1	1	13	22	3	0	32	116
PHILADELPHIA	4	3	0	1	7	22	13	5	2	44	151

AT PITTSBURGH (0-1-1)

Oct. 25 Pgh. 4 (a) Phl. 4 (e)
Jan. 3 Phl. 8 (f) Pgh. (d) ^{3/4}

- (a) Plasse in goal
- (b) Inness in goal
- (c) Laxton in goal
- (d) Inness replaced Plasse 40:00

AT PHILADELPHIA (0-2-0)

Nov. 9 Phl. 6 (a) Pgh. 4 (b)
Jan. 15 Phl. 4 (e) Pgh. 1 (c)

- (e) Stephenson in goal
- (f) Taylor in goal

SCORING SUMMARIES

PITTSBURGH VS ST. LOUIS

1975-76	GP	W	L	T	PTS	GF	GA	PPG	SHG	PEN	PIM
PITTSBURGH	4	2	2	0	4	17	14	4	0	16	32
ST. LOUIS	4	2	2	0	4	14	17	2	1	23	54

AT PITTSBURGH (1-1-0)

Feb. 29 STL. 5 (e) Pgh. 3 (b)
Mar. 14 Pgh. 7 (a) STL. 1 (f)

- (a) Plasse in goal
- (b) Inness in goal
- (c) Laxton in goal
- (d) Taylor replaced Plasse 41:56

AT ST. LOUIS (1-1-0)

Nov. 6 Pgh. 5 (c) STL. 3 (e)
Mar. 25 STL. 5 (f) Pgh. 2 (d)

- (e) Belanger in goal
- (f) Staniowski in goal

GOALS BY PERIODS

SHOTS BY PERIODS

	1st	2nd	3rd	Total	1st	2nd	3rd	Total
PITTSBURGH	2	5	6	13	41	39	40	120
PHILADELPHIA	10	8	4	22	54	51	45	150

GOALS BY PERIODS

SHOTS BY PERIODS

	1st	2nd	3rd	Total	1st	2nd	3rd	Total
PITTSBURGH	2	8	7	17	47	44	47	138
ST. LOUIS	5	3	6	14	5	3	6	142

PITTSBURGH

PHILADELPHIA

PLAYER	GP	G	A	PTS	PIM
Larouche	4	3	3	6	2
Burrows	4	0	4	4	0
Schock	4	0	4	4	0
Kelly, Bob	4	1	2	3	6
Pronovost	4	1	2	3	2
Apps	4	0	3	3	0
Gilbertson	2	2	0	2	0
Hadfield	4	2	0	2	2
Arnason	2	1	1	2	0
Kehoe	4	0	2	2	0
Bennett	1	1	0	1	12
Owchar	3	1	0	1	0
Campbell	4	1	0	1	11
Bianchin	1	0	1	1	2
MacDonald	3	0	1	1	0
Stackhouse	4	0	1	1	2
Laxton	1	0	0	0	0
McManama	1	0	0	0	0
Nolet	1	0	0	0	0
Paradise	1	0	0	0	0
Inness	2	0	0	0	2
Plasse	2	0	0	0	2
Durbano	3	0	0	0	54
Morrison	4	0	0	0	2
Wilkins	4	0	0	0	17
TOTAL	4	13	24	37	116

PLAYER	GP	G	A	PTS	PIM
Clarke	4	1	8	9	6
Barber	4	4	3	7	2
Leach	4	5	1	6	2
MacLeish	4	3	2	5	2
Dornhoefer	4	2	3	5	21
Dupont	4	1	4	5	8
Lonsberry	4	2	2	4	21
Goodenough	4	1	2	3	4
Saleski	4	1	2	3	4
Watson, Ji.	4	1	2	3	6
Kindrachuk	3	0	2	2	0
Schultz	4	0	2	2	37
Bridgman	4	1	0	1	0
Van Impe	2	0	1	1	0
Bladon	4	0	1	1	0
Taylor	1	0	0	0	0
McIlhargey	3	0	0	0	30
Stephenson	3	0	0	0	0
Kelly	4	0	0	0	6
Watson, Jo.	4	0	0	0	2
TOTAL	4	22	35	57	151

GOALIES

	GP	MP	GA	SO	AVG
Laxton (0-1-0)	1	60	4	0	4.00
Inness (0-1-0)	2	80	7	0	5.25
Plasse (0-1-1)	2	100	11	0	6.60
TOTAL	4	240	22	0	5.50

GOALIES

	GP	MP	GA	SO	AVG
Stephenson (2-0-1)	3	180	9	0	3.00
Taylor (1-0-0)	1	60	4	0	4.00
TOTAL	4	240	13	0	3.25

PITTSBURGH

ST. LOUIS

PLAYER	GP	G	A	PTS	PIM
Apps	4	4	4	8	0
Pronovost	4	4	3	7	2
Larouche	4	4	1	5	0
Stackhouse	4	0	4	4	0
Schock	4	2	1	3	0
MacDonald	4	1	2	3	2
Kelly	3	0	2	2	2
Wilkins	3	0	2	2	6
Kehoe	4	0	2	2	2
Bianchin	1	1	0	1	0
Gilbertson	2	1	0	1	0
Plasse	2	0	1	1	0
Van Impe	2	0	1	1	6
Nolet	3	0	1	1	0
Burrows	4	0	1	1	0
Hadfield	4	0	1	1	0
Bennett	1	0	0	0	0
Durbano	1	0	0	0	2
Faubert	1	0	0	0	0
Inness	1	0	0	0	0
Laxton	1	0	0	0	0
McManama	1	0	0	0	0
Taylor	1	0	0	0	0
Owchar	2	0	0	0	2
Gilbert	3	0	0	0	0
Campbell	4	0	0	0	8
Morrison	4	0	0	0	0
TOTAL	4	17	26	43	32

PLAYER	GP	G	A	PTS	PIM
Unger	4	3	4	7	6
Irvine	4	4	2	6	2
Lefley	4	3	1	4	0
Hess	4	0	3	3	0
Patey	3	2	0	2	2
Berenson	3	1	1	2	0
Larose	3	1	1	2	12
Butler	3	0	2	2	0
Sanderson	3	0	2	2	6
Belanger	2	0	1	1	0
Smith	2	0	1	1	4
Plager, Ba.	3	0	1	1	4
Plager, Bo.	3	0	1	1	0
Gassoff	4	0	1	1	6
MacMillan	4	0	1	1	0
Plante	4	0	1	1	8
Ogilvie	1	0	0	0	0
Masters	1	0	0	0	0
Merrick	1	0	0	0	0
Wilson, B.	1	0	0	0	2
Hrechkosy	2	0	0	0	0
Staniowski	2	0	0	0	0
Thompson	2	0	0	0	0
Wilson, R.	3	0	0	0	0
Affleck	4	0	0	0	0
Bench					2
TOTAL	4	14	23	37	54

GOALIES

	GP	MP	GA	SO	AVG
Taylor (0-0-0)	1	18	0	0	0.00
Plasse (1-1-0)	2	102	5	0	2.94
Laxton (1-0-0)	1	60	3	0	3.00
Inness (0-1-0)	1	60	4	0	4.00
TOTAL	4	240	14	0	3.50

GOALIES

	GP	MP	GA	SO	AVG
Belanger (1-1-0)	2	120	8	0	4.00
Staniowski (1-1-0)	2	120	9	0	4.50
TOTAL	4	240	17	0	4.25

SCORING SUMMARIES

PITTSBURGH VS TORONTO

1975-76	GP	W	L	T	PTS	GF	GA	PPG	SHG	PEN	PIM
PITTSBURGH	5	4	1	0	8	32	18	10	1	27	63
TORONTO	5	1	4	0	2	18	32	4	0	26	61

AT PITTSBURGH (3-0-0)

Dec. 7 Pgh. 6 (a) Tor. 3 (h)
 Feb. 1 Pgh. 7 (b) Tor. 1 (e)
 Feb. 19 Pgh. 7 (b) Tor. 5 (f)

(a) Plasse in goal
 (b) Inness in goal

AT TORONTO (1-1-0)

Oct. 15 Pgh. 8 (b) Tor. 4 (g)
 Mar. 29 Tor. 5 (e) Pgh. 4 (a)

(e) Thomas in goal
 (f) Favell in goal
 (g) Favell replaced McRae 20:00
 (h) McRae replaced Thomas 26:04

GOALS BY PERIODS

	1st	2nd	3rd	Total
PITTSBURGH	10	14	8	32
TORONTO	7	6	5	18

SHOTS BY PERIODS

	1st	2nd	3rd	Total
PITTSBURGH	52	53	63	168
TORONTO	74	61	44	179

PITTSBURGH

PLAYER	GP	G	A	PTS	PIM
Larouche	4	7	4	11	2
Pronovost	5	5	5	10	0
MacDonald	5	4	5	9	0
Stackhouse	5	1	7	8	8
Hadfield	5	0	8	8	2
Apps	5	3	4	7	6
Kehoe	4	3	3	6	0
Kelly	5	2	4	6	8
Schock	5	1	4	5	2
Faubert	3	0	4	4	0
Nolet	2	2	0	2	0
Morrison	5	2	0	2	0
Campbell	5	1	1	2	13
Burrows	5	0	2	2	11
Wilkins	5	0	2	2	2
Bennett	1	1	0	1	0
Cossette	1	0	1	1	5
Durbano	1	0	1	1	2
Owchar	2	0	1	1	0
McManama	1	0	0	0	2
Paradise	1	0	0	0	0
Van Impe	1	0	0	0	0
Arnason	2	0	0	0	0
Gilbertson	2	0	0	0	0
Plasse	2	0	0	0	0
Gilbert	3	0	0	0	0
Inness	3	0	0	0	0
TOTAL	5	32	56	88	63

GOALIES	GP	MP	GA	SO	AVG
Inness (3-0-0)	3	180	10	0	3.33
Plasse (1-1-0)	2	120	8	0	4.00
TOTAL	5	300	18	0	3.60

TORONTO

PLAYER	GP	G	A	PTS	PIM
Turnbull	5	1	6	7	4
Sittler	5	2	3	5	6
McDonald	5	0	5	5	7
Thompson	3	2	2	4	2
Salming	4	2	1	3	2
Weir	4	2	1	3	2
Boutette	5	2	1	3	9
Stoughton	2	1	2	3	0
Valiquette	3	1	2	3	5
Williams	5	1	2	3	4
Neely	5	2	0	2	6
Ashby	3	1	1	2	0
Ferguson	5	1	1	2	0
McKenny	1	0	1	1	0
Garland	2	0	1	1	2
Alexander	3	0	1	1	0
Hammarstrom	5	0	1	1	0
Hubick	5	0	1	1	0
Favell	2	0	0	0	0
McRae	2	0	0	0	0
Dunn	3	0	0	0	4
Thomas	3	0	0	0	0
Glennie	4	0	0	0	4
Seiling	5	0	0	0	4
TOTAL	5	18	32	50	61

GOALIES	GP	MP	GA	SO	AVG
McRae (0-0-0)	2	54	5	0	5.56
Thomas (1-2-0)	3	146	15	0	6.16
Favell (0-2-0)	2	100	12	0	7.20
TOTAL	5	300	32	0	6.40

SCORING SUMMARIES

PITTSBURGH VS VANCOUVER

1975-76	GP	W	L	T	PTS	GF	GA	PPG	SHG	PEN	PIM
PITTSBURGH	4	2	1	1	5	16	15	3	0	18	39
VANCOUVER	4	1	2	1	3	15	16	4	0	13	37

AT PITTSBURGH (1-0-1)

Jan. 10 Pgh. 3 (a) Van. 3 (e)
 Feb. 28 Pgh. 5 (a) Van. 4 (h)

(a) Plasse in goal
 (d) Inness replaced Plasse
 8:12 - 25:08

AT VANCOUVER (1-1-0)

Dec. 19 Van. 5 (e) Pgh. 1 (d)
 Feb. 8 Pgh. 7 (a) Van. 3 (g)

(e) Lockett in goal
 (g) Lockett replaced Smith 31:42
 (h) Lockett replaced Smith
 10:54 - 20:00
 29:38 - 40:00

GOALS BY PERIODS

	1st	2nd	3rd	Total
PITTSBURGH	4	6	6	16
VANCOUVER	4	7	4	15

SHOTS BY PERIODS

	1st	2nd	3rd	Total
PITTSBURGH	39	43	42	124
VANCOUVER	45	34	51	130

PITTSBURGH

PLAYER	GP	G	A	PTS	PIM
Kehoe	4	3	3	6	0
Larouche	4	3	1	4	0
Apps	4	2	2	4	2
Pronovost	4	2	2	4	2
MacDonald	3	1	2	3	2
Faubert	3	0	3	3	4
Stackhouse	4	0	3	3	0
Nolet	3	2	0	2	0
Owchar	3	1	1	2	0
Hadfield	4	1	1	2	6
Morrison	4	0	2	2	2
Schock	4	0	2	2	0
Wilkins	4	0	2	2	4
Kelly	4	1	0	1	11
Burrows	4	0	1	1	0
Gilbertson	4	0	1	1	0
Arnason	1	0	0	0	0
Durbano	1	0	0	0	2
Inness	1	0	0	0	0
Campbell	3	0	0	0	2
Gilbert	3	0	0	0	0
Plasse	4	0	0	0	2
TOTAL	4	16	26	42	39

GOALIES	GP	MP	GA	SO	AVG
Plasse (2-1-1)	4	223	13	0	3.50
Inness (0-0-0)	1	17	2	0	7.06
TOTAL	4	240	15	0	3.75

VANCOUVER

PLAYER	GP	G	A	PTS	PIM
Lalonde	4	1	4	5	6
Blight	3	3	1	4	0
Ververgaert	4	2	2	4	10
Boudrias	3	0	4	4	0
Lever	4	1	2	3	2
Robitaille	4	1	2	3	0
Gould	4	2	0	2	0
DeMarco	2	1	1	2	0
O'Flaherty	4	1	1	2	2
Kearns	4	1	1	2	4
Snepsts	4	1	1	2	0
Oddleifson	4	0	2	2	2
Sedlbauer	2	1	0	1	0
Boddy	1	0	1	1	2
Grisdale	2	0	1	1	0
Richardson	2	0	1	1	0
Dailey	3	0	1	1	4
Monahan	4	0	1	1	0
Gassoff	1	0	0	0	0
Pratt	1	0	0	0	5
Smith	2	0	0	0	0
Bordeleau	3	0	0	0	0
Murray	3	0	0	0	0
Lockett	4	0	0	0	0
TOTAL	4	15	26	41	37

GOALIES	GP	MP	GA	SO	AVG
Lockett (1-0-1)	4	167	8	0	2.87
Smith (0-2-0)	2	73	8	0	6.58
TOTAL	4	240	16	0	4.00

SCORING SUMMARIES

1975-76	GP	W	L	T	PTS	GF	GA	PPG	SHG	PEN	PIM
PITTSBURGH	6	4	1	1	9	36	23	6	0	32	73
WASHINGTON	6	1	4	1	3	23	36	7	0	32	73

AT PITTSBURGH (2-1-0)

Oct. 11 Pgh. 7 (a) Wash. 5 (e)
 Jan. 24 Pgh. 8 (b) Wash. 2 (g)
 Apr. 3 Wash. 5 (e) Pgh. 4 (a)

- (a) Plasse in goal
- (b) Inness in goal
- (c) Laxton in goal

PITTSBURGH VS WASHINGTON

AT WASHINGTON (2-0-1)

Oct. 7 Pgh. 4 (c) Wash. 2 (e)
 Nov. 12 Pgh. 6 (b) Wash. 6 (f)
 Mar. 19 Pgh. 7 (a) Wash. 3 (f)

- (e) Low in goal
- (f) Wolfe in goal
- (g) Wolfe replaced Low 40:00

GOALS BY PERIODS

	1st	2nd	3rd	Total
PITTSBURGH	6	14	16	36
WASHINGTON	7	9	7	23

SHOTS BY PERIODS

	1st	2nd	3rd	Total
PITTSBURGH	69	69	81	223
WASHINGTON	69	45	49	163

PITTSBURGH

PLAYER	GP	G	A	PTS	PIM
Pronovost	6	7	7	14	2
Apps	6	4	10	14	2
Hadfield	5	6	3	9	0
MacDonald	6	3	5	8	0
Schock	6	2	6	8	0
Stackhouse	6	1	7	8	12
Kehoe	6	2	5	7	2
Larouche	5	3	3	6	5
Campbell	6	3	1	4	17
Wilkins	6	0	4	4	8
Arnason	2	2	1	3	6
Gilbertson	3	1	1	2	0
Burrows	6	1	1	2	4
McManama	3	0	2	2	0
Nolet	3	1	0	1	0
Bianchin	1	0	1	1	0
Durbano	2	0	1	1	2
Van Impe	2	0	1	1	0
Bennett	3	0	1	1	7
Kelly	5	0	1	1	2
Laxton	1	0	0	0	0
Paradise	1	0	0	0	0
Gilbert	2	0	0	0	0
Inness	2	0	0	0	0
Owchar	3	0	0	0	0
Plasse	3	0	0	0	0
Morrison	5	0	0	0	2
Bench					2

TOTAL 6 36 61 97 73

WASHINGTON

PLAYER	GP	G	A	PTS	PIM
Monahan	6	4	4	8	2
Joly	5	3	3	6	2
Clement	3	1	4	5	6
Meehan	3	1	4	5	2
Bailey	5	2	2	4	4
Gilbertson	3	1	3	4	0
White	6	3	0	3	4
Bennett	3	2	1	3	9
Lemieux	3	1	2	3	0
Williams	3	1	2	3	0
Lynch	6	1	2	3	2
Pyatt	6	1	2	3	0
Lampman	2	1	1	2	0
Scamurra	5	0	2	2	7
Labre	6	0	2	2	4
Lalonde	6	0	2	2	6
Stewart	5	1	0	1	9
Bolonchuk	1	0	1	1	0
Egers	2	0	1	1	0
Sirois	2	0	1	1	0
Brossart	4	0	1	1	4
Marson	1	0	0	0	0
Smith	1	0	0	0	2
Bagnalo	2	0	0	0	0
Paradise	2	0	0	0	4
Gryp	3	0	0	0	0
McLean	3	0	0	0	2
Wolfe	3	0	0	0	0
Low	4	0	0	0	0
Bench					2

TOTAL 6 23 40 63 73

GOALIES

GOALIES	GP	MP	GA	SO	AVG
Laxton (1-0-1)	1	60	2	0	2.00
Inness (1-0-1)	2	120	8	0	4.00
Plasse (2-1-0)	3	180	13	0	4.25

TOTAL 6 360 23 0 3.83

GOALIES

GOALIES	GP	MP	GA	SO	AVG
Low (1-3-0)	4	220	19	0	5.18
Wolfe (0-1-1)	3	140	16	0	6.86

TOTAL 6 360 36 0 6.00

SCORING SUMMARIES

1975-76	GP	W	L	T	PTS	GF	GA	PPG	SHG	PEN	PIM
PITTSBURGH	3	1	2		2	3	8	1	0	11	25
TORONTO	3	2	1		4	8	3	2	0	15	36

AT PITTSBURGH (1-0)

Apr. 8 Pgh. 2 (a) Tor. 0 (e)

- (a) Plasse in goal

PITTSBURGH VS TORONTO

AT TORONTO (0-2)

Apr. 6 Tor. 4 (e) Pgh. 1 (a)
 Apr. 9 Tor. 4 (e) Pgh. 0 (a)

- (e) Thomas in goal

(Toronto won Preliminary Round 2-1)

GOALS BY PERIODS

	1st	2nd	3rd	Total
PITTSBURGH	0	1	2	3
TORONTO	2	4	2	8

SHOTS BY PERIODS

	1st	2nd	3rd	Total
PITTSBURGH	44	37	30	111
TORONTO	31	31	31	93

PITTSBURGH

PLAYER	GP	G	A	PTS	PIM
Gilbertson	3	1	1	2	2
Hadfield	3	1	0	1	11
MacDonald	3	1	0	1	0
Apps	3	0	1	1	0
Larouche	3	0	1	1	0
Schock	3	0	1	1	0
Van Impe	3	0	1	1	2
Wilkins	3	0	1	1	4
Owchar	2	0	0	0	2
Burrows	3	0	0	0	0
Campbell	3	0	0	0	0
Kehoe	3	0	0	0	0
Kelly	3	0	0	0	2
Morrison	3	0	0	0	0
Nolet	3	0	0	0	0
Plasse	3	0	0	0	0
Pronovost	3	0	0	0	2
Stackhouse	3	0	0	0	0
TOTAL	3	3	6	9	25

GOALIES

GOALIES	GP	MP	GA	SO	AVG
Plasse (1-2)	3	180	8	1	2.67
TOTAL	3	180	8	1	2.67

TORONTO

PLAYER	GP	G	A	PTS	PIM
Sittler	3	0	3	3	11
McDonald	3	2	0	2	0
McKenny	3	2	0	2	0
Boutette	3	1	1	2	2
Ferguson	3	1	1	2	0
Neely	3	1	1	2	0
Salming	3	1	1	2	0
Turnbull	3	0	2	2	4
Weir	3	0	2	2	0
Alexander	3	0	1	1	0
Thompson	3	0	1	1	0
Valiquette	3	0	1	1	2
Glennie	3	0	0	0	8
Seiling	3	0	0	0	4
Thomas	3	0	0	0	0
Williams	3	0	0	0	5
TOTAL	3	8	14	22	36

GOALIES

GOALIES	GP	MP	GA	SO	AVG
Thomas (2-1)	3	180	2	1	0.67
TOTAL	3	180	3	1	0.67

PITTSBURGH PLAYOFF CAREER SCORING

NAME	GP	G	A	PTS	PIM
1. Jean Pronovost	26	7	8	15	10
2. Ron Schock	26	2	11	13	23
3. Bob Kelly	12	5	3	8	19
4. Michel Briere	10	5	3	8	17
5. Pierre Larouche	12	2	6	8	2
6. Ron Stackhouse	12	2	6	8	10
7. Ken Schinkel	13	6	1	7	4
8. Vic Hadfield	12	5	2	7	11
9. Lowell MacDonald	12	5	2	7	4
10. Syl Apps	16	3	4	7	11
11. Dean Prentice	10	2	5	7	8
12. Chuck Arnason	9	2	4	6	4
13. Nick Harbaruk	14	3	1	4	20
14. Duane Rupp	10	2	2	4	8
15. Colin Campbell	12	1	3	4	21
16. Keith McCreary	11	0	4	4	6
17. Bob Leiter	4	3	0	3	0
18. Wally Boyer	10	1	2	3	0
19. Dunc McCallum	10	1	2	3	12
20. Bob Woytowich	10	1	2	3	2
21. Jim Morrison	8	0	3	3	10
22. Bryan Hextall	14	0	3	3	43
23. Stan Gilbertson	3	1	1	2	2
24. Dave Burrows	16	1	1	2	16
25. Darryl Edestrand	4	0	2	2	0
26. Greg Polis	4	0	2	2	0
27. Glen Sather	10	0	2	2	17
28. Rick Kehoe	12	0	2	2	0
29. Val Fonteyne	14	0	2	2	2
30. Pete Laframboise	9	1	0	1	0
31. Ed Van Impe	3	0	1	1	2
32. Tim Horton	4	0	1	1	2
33. Ai McDonough	4	0	1	1	0
34. Eddie Shack	4	0	1	1	15
35. Bob Paradise	6	0	1	1	17
36. Barry Wilkins	6	0	1	1	4
37. Bob McManama	8	0	1	1	6
38. Dennis Owchar	8	0	1	1	6
39. Tracy Pratt	10	0	1	1	51
40. Larry Bignell	3	0	0	0	2
41. Al Smith	3	0	0	0	0
42. Simon Nolet	3	0	0	0	0
43. Michel Plasse	3	0	0	0	0
44. Steve Cardwell	4	0	0	0	2
45. Jim Rutherford	4	0	0	0	0
46. Les Binkley	7	0	0	0	0
47. Bob Blackburn	7	0	0	0	4
48. Gary Inness	9	0	0	0	2
49. Lew Morrison	12	0	0	0	0
50. Bryan Watson	14	0	0	0	38
TOTAL	26	61	98	159	433

GOALTENDING

NAME	GP	MP	GA	ENG	SO	SAVES	AVG	W-L
Les Binkley	7	428	15	0	0	183	2.10	5-2
Gary Inness	9	540	24	3	0	271	2.67	5-4
Michel Plasse	3	180	8	0	1	85	2.67	1-2
Al Smith	3	180	10	0	0	79	3.33	1-2
Jim Rutherford	4	240	14	0	0	131	3.50	0-4
TOTAL	26	1868	71	3	1	749	2.38	12-14

PLAYOFFS – TOP THREE TEAMS IN EACH DIVISION QUALIFY

FIRST ROUND – Four division winners receive a bye
 – Eight remaining qualifiers paired on the basis of season
 – point totals in best two out of three series

SERIES A Most points vs least points
SERIES B 2nd highest points vs 7th highest points

SERIES C 3rd highest points vs 6th highest points
SERIES D 4th highest points vs 5th highest points

QUARTERFINALS – All pairings based on season point totals of remaining teams in best four of seven series

SERIES E Most points vs least points
SERIES F 2nd highest points vs 7th highest points

SERIES G 3rd highest points vs 6th highest points
SERIES H 4th highest points vs 5th highest points

SEMIFINALS – All pairings based on season point totals of remaining teams in best four of seven series

SERIES I Most points vs least points
SERIES J 2nd highest points vs 3rd highest points

FINALS

SERIES K – For the Stanley Cup
 Winner of Series I vs Winner of Series J – Team with most points in regular season has home ice advantage.

PLAYOFF RECORDS

MOST YEARS IN PLAYOFFS: 4 - Ron Schock & Jean Pronovost
MOST GAMES IN PLAYOFFS: 26 - Ron Schock & Jean Pronovost
MOST CAREER POINTS IN PLAYOFFS: 15 - Jean Pronovost (7-8-15)
13 - Ron Schock (2-11-13)
MOST CAREER GOALS IN PLAYOFFS: 7 - Jean Pronovost
6 - Ken Schinkel
MOST CAREER ASSISTS IN PLAYOFFS: 11 - Ron Schock
8 - Jean Pronovost
MOST CAREER PENALTY MINUTES IN PLAYOFFS: 51 - Tracy Pratt
43 - Bryan Hextall
MOST CAREER GAMES, GOALIE, PLAYOFFS: 9 - Gary Inness
7 - Les Binkley
MOST CAREER MINUTES PLAYED, GOALIE, PLAYOFFS: 540 - Gary Inness
428 - Les Binkley
MOST POINTS, ONE PLAYOFF YEAR: 8 - Michel Briere (1970)
- Bob Kelly (1975)
- Ron Stackhouse (1975)
MOST GOALS, ONE PLAYOFF YEAR: 5 - Michel Briere (1970)
- Bob Kelly (1975)
MOST ASSISTS, ONE PLAYOFF YEAR: 6 - Ron Schock (1970)
- Ron Stackhouse (1975)
MOST PENALTY MINUTES, ONE PLAYOFF YEAR: 51 - Tracy Pratt (1970)
MOST POINTS, DEFENSEMAN, ONE PLAYOFF YEAR: 8 - Ron Stackhouse (1975)
MOST GOALS, DEFENSEMAN, ONE PLAYOFF YEAR: 2 - Duane Rupp (1970)
- Ron Stackhouse (1975)
MOST ASSISTS, DEFENSEMAN, ONE PLAYOFF YEAR: 6 - Ron Stachouse (1975)
MOST POINTS, ONE LINE, ONE PLAYOFF YEAR: 21 - Bob Kelly-Pierre Larouche-
Chuck Arnason (1975)
MOST POINTS, PRELIM/QUARTER SERIES: 5 - Ron Schock (1970)
- Bob Kelly (1975)
- Lowell MacDonald (1975)
- Jean Pronovost (1975)
- Pierre Larouche (1975)
MOST GOALS, PRELIM/QUARTER SERIES: 4 - Bob Kelly (1975)
- Lowell MacDonald (1975)
MOST ASSISTS, PRELIM/QUARTER SERIES: 5 - Ron Schock (1970)
MOST PENALTY MINUTES, PRELIM/QUARTER SERIES: 21 - Bryan Watson (1972)
MOST POINTS, SEMI-FINAL SERIES: 6 - Michel Briere (1970)
MOST GOALS, SEMI-FINAL SERIES: 4 - Michel Briere (1970)
MOST ASSISTS, SEMI-FINAL SERIES: 3 - Keith McCreary (1970)
MOST PENALTY MINUTES, SEMI-FINAL SERIES: 43 - Tracy Pratt (1970)

MOST POINTS, ONE PLAYOFF GAME: 3 - Ken Schinkel (April 11, 1970) (3g)
- Dean Prentice (April 11, 1970) (3g)
- Lowell MacDonald (April 15, 1975) (2g-1a)
- Jean Pronovost (April 15, 1975) (1g-2a)
MOST GOALS, ONE PLAYOFF GAME: 3 - Ken Schinkel (April 11, 1970 at California)
MOST ASSISTS, ONE PLAYOFF GAME: 3 - Dean Prentice (April 11, 1970 at California)
MOST PENALTY MINUTES, ONE PLAYOFF GAME: 32 - Tracy Pratt (April 19, 1970
at St. Louis)
MOST POINTS, ONE PLAYOFF PERIOD: 2 - Several players
MOST GOALS, ONE PLAYOFF PERIOD: 2 - Ken Schinkel (April 11, 1970 at California)
- Ken Schinkel (April 9, 1972 vs Chicago)
- Chuck Arnason (April 8, 1975 vs St. L.)
MOST ASSISTS, ONE PLAYOFF PERIOD: 2 - Several players
MOST PENALTIES, ONE PLAYOFF PERIOD: 4 - Bryan Hextall (April 19, 1970 at
- St. Louis) (1-2-1)
MOST PEANLTY MINUTES, ONE PLAYOFF PERIOD: 25 - Tracy Pratt (April 19, 1970
at St. Louis) (0-1-2)
MOST CONSECUTIVE WINS BY A GOALTENDER: 5 - Gary Inness (April 8-17, 1975)

TEAM RECORDS

MOST GOALS, BOTH TEAMS, ONE GAME: 11 - *Chicago 6, Pittsburgh 5*
(April 9, 1972 at Pittsburgh)

FEWEST GOALS, BOTH TEAMS, ONE GAME: 1 - *NY Islanders 1, Pittsburgh 0*
(April 26, 1975)

MOST GOALS FOR, ONE GAME: 6 - *at New York Islanders* (April 17, 1975)

MOST GOALS AGAINST, ONE GAME: 6 - *vs Chicago* (April 9, 1972)

FEWEST GOALS FOR, ONE GAME: 0 - *at St. Louis* (April 28, 1970)
vs Chicago (April 8, 1972)
vs New York Islanders (April 26, 1975)
at Toronto (April 9, 1976)

FEWEST GOALS AGAINST, ONE GAME: 9 - *vs Toronto* (April 8, 1976)

MOST GOALS, BOTH TERMS, ONE PERIOD: 6 - *Pittsburgh 3, NY Islanders 3*
(April 17, 1975)

MOST GOALS FOR, ONE PERIOD: 4 - *vs Chicago* (April 9, 1972)

MOST GOALS AGAINST, ONE PERIOD: 3 - *five times; St. Louis 3, Chicago 1 & New York Islanders 1*

MOST PENALTIES, BOTH TEAMS, SERIES: 89 - *Pittsburgh 49, St. Louis 40* (1970)

MOST PENALTY MINUTES, BOTH TEAMS, SERIES: 306 - *Pittsburgh 162, St. Louis 144* (1970)

MOST PENALTIES, PITTSBURGH, SERIES: 49 *vs St. Louis* (1970)

MOST PENALTIES, OPPONENT, SERIES: 40 *vs St. Louis* (1970)

MOST PENALTY MINUTES, PITTSBURGH, SERIES: 162 - *vs St. Louis* (1970)

MOST PENALTY MINUTES, OPPONENT, SERIES: 144 - *St. Louis* (1970)

MOST PENALTIES, BOTH TEAMS, GAME: 30 - *Pittsburgh 18, St. Louis 12* (April 19, 1970) (12-11-7)

MOST PENALTY MINUTES, BOTH TERMS, GAME: 149 - *Pittsburgh 83, St. Louis 66*
(April 19, 1970) (12-11-7)

MOST PENALTIES, PITTSBURGH, GAME: 18 - *vs St. Louis* (April 19, 1970) (9-5-4)

MOST PENALTIES, OPPONENT, GAME: 12 - *vs St. Louis* (April 19, 1970) (3-6-3)

MOST PENALTY MINUTES, PITTSBURGH, GAME: 83 *vs St. Louis* (April 19, 1970)

MOST PENALTY MINUTES, OPPONENT, GAME: 66 *vs St. Louis* (April 19, 1970)

MOST PENALTIES, BOTH TEAMS, PERIOD: 16 - *Pittsburgh 10, St. Louis 6* (April 19, 1970) (0-4-6)

MOST PENALTIES, PITTSBURGH, PERIOD: 10 - *vs St. Louis* (Apr. 19, 1970) (6-3-1)

MOST PENALTIES, OPPONENT, PERIOD: 6 - *vs St. Louis* (April 19, 1970) (2-4-0)
vs NY Islanders (Apr. 26, 1975) (4-2-0)

MOST PENALTY MINUTES, PITTSBURGH, PERIOD: 40 - *vs St. Louis* (April 19, 1970)

MOST PENALTY MINUTES, OPPONENT, PERIOD: 40 - *vs St. Louis* (April 19, 1970)

LONGEST OVERTIME GAME: 8:28 - (April 12, 1970 at California) (Briere)

SHORTEST OVERTIME GAME: 0:12 - (April 9, 1972 vs Chicago) (Martin)

MOST WINS IN A ROW: 5 - *April 8-17, 1975* (2 vs St. Louis & 3 vs NY Islanders)

MOST LOSSES IN A ROW: 5 - *April 30, 1970 - April 9, 1972* (1 vs St. Louis & 4 vs Chicago)

SHUTOUT WINS: 2 - 0 (April 8, 1976 vs Toronto)

SHUTOUT LOSSES: 5 - 0 (April 28, 1970 at St. Louis)
2 - 0 (April 8, 1972 vs Chicago)
1 - 0 (April 16, 1975 vs NY Islanders)

1975-76 NHL STANDINGS PRINCE OF WALES CONFERENCE

James Norris Division

	GP	W	L	T	GF	GA	PTS
Montreal	80	58	11	11	337	174	127
Los Angeles	80	38	33	9	263	265	85
PITTSBURGH	80	35	33	12	339	303	82
Detroit	80	26	44	10	226	300	62
Washington	80	11	59	10	224	394	32

Charles F. Adams Division

	GP	W	L	T	GF	GA	PTS
Boston	80	48	15	17	313	237	113
Buffalo	80	46	21	13	339	240	105
Toronto	80	34	31	15	294	276	83
California	80	27	42	11	250	278	65

CLARENCE CAMPBELL CONFERENCE

Lester Patrick Division

	GP	W	L	T	GF	GA	PTS
Philadelphia	80	51	13	16	348	209	118
NY Islanders	80	42	21	17	297	190	101
Atlanta	80	35	33	12	262	237	82
NY Rangers	80	29	42	9	262	333	67

Conn Smythe Division

	GP	W	L	T	GF	GA	PTS
Chicago	80	32	30	18	254	261	82
Vancouver	80	33	32	15	271	272	81
St. Louis	80	29	37	14	249	290	72
Minnesota	80	20	53	7	195	303	47
Kansas City	80	12	56	12	190	351	36

THE ROAD TO THE STANLEY CUP (PRELIMINARY ROUND)

SERIES A

Tue. Apr. 6	At St. Louis	St. Louis	5	Buffalo	2
Thu. Apr. 8	At Buffalo	Buffalo	3	St. Louis	2*
Fri. Apr. 9	At Buffalo	Buffalo	2	St. Louis	1*

Buffalo won Series A 2 games to 1

SERIES B

Tues. Apr. 6	At NY Islanders	NY Islanders	5	Vancouver	3
Thu. Apr. 8	At Vancouver	NY Islanders	3	Vancouver	1

NY Islanders won Series B 2 games to none

SERIES C

Tue. Apr. 6	At Los Angeles	Los Angeles	2	Atlanta	1
Thu. Apr. 8	At Atlanta	Los Angeles	1	Atlanta	0

Los Angeles won Series C 2 games to none

SERIES D

Tue. Apr. 6	At Toronto	Toronto	4	Pittsburgh	1
Thu. Apr. 8	At Pittsburgh	Pittsburgh	2	Toronto	0
Fri. Apr. 9	At Toronto	Toronto	4	Pittsburgh	0

Toronto won Series D 2 games to 1

(QUARTER-FINALS)**SERIES E**

Sun. Apr. 11	At Montreal	Montreal	4	Chicago	0
Tue. Apr. 13	At Montreal	Montreal	3	Chicago	1
Thu. Apr. 15	At Chicago	Montreal	2	Chicago	1
Sun. Apr. 18	At Chicago	Montreal	4	Chicago	1

Montreal won Series E 4 games to none

SERIES F

Mon. Apr. 12	At Philadelphia	Philadelphia	4	Toronto	1
Tue. Apr. 13	At Philadelphia	Philadelphia	3	Toronto	1
Thu. Apr. 15	At Toronto	Toronto	5	Philadelphia	4
Sat. Apr. 17	At Toronto	Toronto	4	Philadelphia	3
Tue. Apr. 20	At Philadelphia	Philadelphia	7	Toronto	1
Thu. Apr. 22	At Toronto	Toronto	8	Philadelphia	5
Sun. Apr. 25	At Philadelphia	Philadelphia	7	Toronto	3

Philadelphia won Series F 4 games to 3

SERIES G

Sun. Apr. 11	At Boston	Boston	4	Los Angeles	0
Tue. Apr. 13	At Boston	Los Angeles	3	Boston	2*
Thu. Apr. 15	At Los Angeles	Los Angeles	6	Boston	4
Sat. Apr. 17	At Los Angeles	Boston	3	Los Angeles	0
Tue. Apr. 20	At Boston	Boston	7	Los Angeles	1
Thu. Apr. 22	At Los Angeles	Los Angeles	4	Boston	3*
Sun. Apr. 25	At Boston	Boston	3	Los Angeles	0

Boston won Series G 4 games to 3

SERIES H

Sun. Apr. 11	At Buffalo	Buffalo	5	NY Islanders	3
Tue. Apr. 13	At Buffalo	Buffalo	3	NY Islanders	2*
Thu. Apr. 15	At NY Islanders	NY Islanders	5	Buffalo	3
Sat. Apr. 17	At NY Islanders	NY Islanders	4	Buffalo	2
Tue. Apr. 20	At Buffalo	NY Islanders	4	Buffalo	3
Thu. Apr. 22	At NY Islanders	NY Islanders	3	Buffalo	2

NY Islanders won Series H 4 games to 2

(SEMI-FINALS)**SERIES I**

Tue. Apr. 27	At Montreal	Montreal	3	NY Islanders	2
Thu. Apr. 29	At Montreal	Montreal	4	NY Islanders	3
Sat. May 1	At NY Islanders	Montreal	3	NY Islanders	2
Tue. May 4	At NY Islanders	NY Islanders	5	Montreal	2
Thu. May 6	At Montreal	Montreal	5	NY Islanders	2

Montreal won Series I 4 games to 1

SERIES J

Tue. Apr. 27	At Philadelphia	Boston	4	Philadelphia	2
Thu. Apr. 29	At Philadelphia	Philadelphia	2	Boston	1*
Sun. May 2	At Boston	Philadelphia	5	Boston	2
Tue. May 4	At Boston	Philadelphia	4	Boston	2
Thu. May 6	At Philadelphia	Philadelphia	6	Boston	3

Philadelphia won Series J 4 games to 1

FINALS**SERIES K**

Sun. May 9	At Montreal	Montreal	4	Philadelphia	3
Tue. May 11	At Montreal	Montreal	2	Philadelphia	1
Thu. May 13	At Philadelphia	Montreal	3	Philadelphia	2
Sun. May 15	At Philadelphia	Montreal	5	Philadelphia	3

Montreal won Stanley Cup 4 games to none

*Overtime

LIFETIME SHUTOUTS VS PITTSBURGH

DATE	TEAM	SCORE	CITY	SAVES
8 — Bernie Parent — Philadelphia & Toronto				
Oct. 17, 1968	Philadelphia	3-0	at Philadelphia	20
Dec. 21, 1969	Philadelphia	4-0	at Philadelphia	28
Oct. 17, 1970	Philadelphia	0-0	at Pittsburgh	30
Feb. 23, 1972	Toronto	2-0	at Toronto	34
Oct. 27, 1973	Philadelphia	6-0	at Pittsburgh	23
Nov. 4, 1973	Philadelphia	7-0	at Philadelphia	29
Dec. 22, 1974	Philadelphia	4-0	at Pittsburgh	24
Mar. 13, 1975	Philadelphia	6-0	at Philadelphia	22
7 — Ed Giacomin — New York Rangers				
Mar. 17, 1968	NY Rangers	3-0	at New York	20
Mar. 8, 1970	NY Rangers	0-0	at New York	25
Mar. 18, 1970	NY Rangers	2-0	at Pittsburgh	30
Feb. 20, 1971	NY Rangers	2-0	at Pittsburgh	37
Feb. 27, 1971	NY Rangers	4-0	at Pittsburgh	26
Jan. 7, 1973	NY Rangers	3-0	at New York	24
Nov. 18, 1973	NY Rangers	7-0	at New York	33
6 — Rogie Vachon — Los Angeles				
Jan. 16, 1974	Los Angeles	2-0	at Pittsburgh	34
Jan. 26, 1974	Los Angeles	2-0	at Pittsburgh	25
Oct. 28, 1974	Los Angeles	2-0	at Los Angeles	23
Nov. 23, 1974	Los Angeles	0-0	at Pittsburgh	32
Mar. 22, 1975	Los Angeles	4-0	at Los Angeles	31
Oct. 30, 1975	Los Angeles	4-0	at Los Angeles	21
5 — Cesare Maniago — Minnesota				
Mar. 23, 1968	Minnesota	3-0	at Minnesota	31
Dec. 12, 1970	Minnesota	1-0	at Pittsburgh	35
Mar. 13, 1971	Minnesota	0-0	at Pittsburgh	31
Oct. 28, 1971	Minnesota	2-0	at Minnesota	35
Feb. 20, 1972	Minnesota	2-0	at Minnesota	40
5 — Bruce Gamble — Toronto & Philadelphia				
Jan. 13, 1968	Toronto	7-0	at Toronto	33
Jan. 25, 1969	Toronto	2-0	at Pittsburgh	30
Dec. 6, 1969	Toronto	5-0	at Toronto	25
Jan. 17, 1970	Toronto	4-0	at Toronto	38
Jan. 30, 1972	Philadelphia	4-0	at Philadelphia	33
4 — Ernie Wakely — St. Louis				
Nov. 13, 1969	St. Louis	4-0	at St. Louis	25
Jan. 3, 1970	St. Louis	6-0	at St. Louis	26
Nov. 19, 1970	St. Louis	1-0	at Pittsburgh	20
Jan. 22, 1972	St. Louis	1-0	at St. Louis	25
3 — Tony Esposito — Chicago				
Dec. 27, 1969	Chicago	3-0	at Pittsburgh	30
Jan. 14, 1970	Chicago	5-0	at Chicago	28
Feb. 7, 1971	Chicago	1-0	at Chicago	28

3 – Gerry Desjardins – Los Angeles & Buffalo

Jan. 18, 1969	Los Angeles	4-0	at Los Angeles	30
Oct. 22, 1969	Los Angeles	2-0	at Los Angeles	25
Jan. 11, 1976	Buffalo	6-0	at Buffalo	28

2 – Gary Smith – California & Chicago

Dec. 27, 1967	California	0-0	at Pittsburgh	34
Jan. 8, 1972	Chicago	4-0	at Pittsburgh	24

2 – Doug Favell – Philadelphia

Oct. 17, 1967	Philadelphia	1-0	at Philadelphia	17
Nov. 9, 1968	Philadelphia	3-0	at Pittsburgh	37

2 – Gerry Cheevers – Boston

Oct. 19, 1969	Boston	4-0	at Boston	26
Feb. 14, 1970	Boston	3-0	at Pittsburgh	35

1 – Roger Crozier – Buffalo

Nov. 12, 1972	Buffalo	1-0	at Buffalo	18
---------------	---------	-----	------------	----

1 – Ken Dryden – Montreal

Apr. 2, 1975	Montreal	6-0	at Montreal	23
--------------	----------	-----	-------------	----

1 – Roy Edwards – Detroit

Feb. 20, 1969	Detroit	3-0	at Detroit	26
---------------	---------	-----	------------	----

1 – Doug Grant – Detroit

Dec. 15, 1973	Detroit	2-0	at Pittsburgh	36
---------------	---------	-----	---------------	----

1 – Glenn Hall – St. Louis

Feb. 12, 1969	St. Louis	2-0	at St. Louis	32
---------------	-----------	-----	--------------	----

1 – Ed Johnston – Boston

Mar. 2, 1969	Boston	4-0	at Boston	19
--------------	--------	-----	-----------	----

1 – Jacques Plante – St. Louis

Nov. 19, 1969	St. Louis	4-0	at Pittsburgh	18
---------------	-----------	-----	---------------	----

1 – Terry Sawchuk – New York Rangers

Feb. 1, 1970	NY Rangers	6-0	at New York	29
--------------	------------	-----	-------------	----

1 – Dunc Wilson – Toronto

Nov. 3, 1973	Toronto	6-0	at Toronto	33
--------------	---------	-----	------------	----

1 – Lorne Worsley – Montreal

Feb. 16, 1969	Montreal	4-0	at Pittsburgh	36
---------------	----------	-----	---------------	----

1 – Ron Low & Jacques Plante – Toronto – combined shutout

Dec. 29, 1972	Toronto	4-0	at Pittsburgh	42
---------------	---------	-----	---------------	----

102 Low played all but 24 seconds of game

PITTSBURGH LIFETIME SHUTOUTS

DATE	SCORE	OPPONENT	SAVES
------	-------	----------	-------

11 – Les Binkley

Nov. 4, 1967	1-0	at California	31
Dec. 23, 1967	4-0	vs Minnesota	23
Dec. 27, 1967	0-0	vs California	24
Jan. 28, 1968	1-0	at Boston	33
Feb. 1, 1968	2-0	vs St. Louis	22
Mar. 30, 1968	2-0	vs Philadelphia (Quebec)	23
Nov. 12, 1969	3-0	at Toronto	31
Dec. 10, 1969	2-0	at Los Angeles	29
Mar. 25, 1970	2-0	vs Minnesota	25
Oct. 17, 1970	0-0	vs Philadelphia	24
Mar. 3, 1971	4-0	vs Montreal	33

4 – Al Smith

Feb. 26, 1970	1-0	vs Los Angeles	30
Mar. 8, 1970	0-0	at New York Rangers	33
Dec. 8, 1970	4-0	vs Toronto	29
Mar. 13, 1971	0-0	vs Minnesota	20

4 – Jim Rutherford

Feb. 17, 1972	2-0	at Buffalo	23
Jan. 20, 1973	3-0	vs Boston	26
Feb. 20, 1973	4-0	at New York Islanders	34
Feb. 24, 1973	2-0	vs Chicago	32

2 – Denis Herron

Oct. 17, 1972	5-0	at New York Islanders	24
Oct. 24, 1972	4-0	at Vancouver	23

2 – Gary Inness

Nov. 17, 1974	6-0	vs Washington	26
Nov. 23, 1974	0-0	vs Los Angeles	30

2 – Joe Daley

Feb. 19, 1969	3-0	vs Boston	41
Mar. 23, 1969	5-0	vs Minnesota	32

2 – Michel Plasse

Mar. 6, 1976	5-0	vs Minnesota	18
Mar. 28, 1976	3-0	vs Detroit	29

1 – Andy Brown

Mar. 24, 1974	8-0	vs Detroit	23
---------------	-----	------------	----

1 – Hank Bassen

Nov. 15, 1967	5-0	vs Philadelphia	27
---------------	-----	-----------------	----

LIFETIME HAT TRICKS VS PITTSBURGH

NAME — TEAM	DATE	GOALIE
3 - Stan Mikita - Chicago	Dec. 6, 1967 Feb. 11, 1970 Feb. 10, 1974	Binkley (3) & Bassen (1) ** Smith Inness
3 - Phil Esposito - Boston	Dec. 15, 1968 Dec. 6, 1970 Mar. 6, 1971	Daley Binkley Smith
2 - Brad Park - NY Rangers	Dec. 12, 1971 Feb. 12, 1972	Rutherford Rutherford
2 - Dave Keon - Toronto	Jan. 17, 1970 Nov. 20, 1974	Binkley Inness
2 - Guy Lafleur - Montreal	Dec. 7, 1974 Jan. 26, 1975	Johnson Plasse **
1 - Dave Balon - NY Rangers	Feb. 1, 1970	Smith
1 - Jean Beliveau - Montreal	Mar. 16, 1968	Bassen (2) & ENG
1 - Gene Carr - NY Rangers	Dec. 17, 1972	Herron
1 - Yvan Cournoyer - Montreal	Nov. 13, 1975	Inness
1 - Dick Duff - Montreal	Feb. 16, 1968	Binkley
1 - Stan Gilbertson - Washington	Apr. 6, 1975	Johnson **
1 - Bill Goldsworthy - Minnesota	Mar. 23, 1974	Inness
1 - Dennis Hextall - Minnesota	Mar. 7, 1973	Brown
1 - Ken Hodge — Boston	Feb. 3, 1974	Brown
1 - Rejean Houle - Montreal	Jan. 17, 1973	Newton
1 - Gordie Howe - Detroit	Nov. 2, 1969	Smith
1 - Bobby Hull - Chicago	Nov. 14, 1968	Binkley
1 - Ted Irvine - St. Louis	Feb. 29, 1976	Inness
1 - Bobby Lalonde - Vancouver	Mar. 17, 1973	Brown (2) & Newton (1)
1 - Claude Larose - Montreal	Feb. 28, 1974	Inness **
1 - Richard Martin - Buffalo	Jan. 3, 1974	Rutherford
1 - Dennis Maruk - California	Nov. 18, 1975	Inness **
1 - Ab McDonald - St. Louis	Nov. 19, 1969	Binkley
1 - Hartland Monahan - Washington	Nov. 12, 1975	Inness
1 - Eddie Shack - Buffalo	Mar. 31, 1971	Newton
1 - Brian Spencer - Toronto	Jan. 9, 1971	Smith
1 - Norm Ullman - Toronto	Dec. 28, 1971	Binkley (2) & ENG
1 - Mike Walton - Boston	Feb. 10, 1973	Newton

** - Four Goal Game

PITTSBURGH ALL-TIME HAT TRICKS

NAME	DATE	GOALIE
4 - Lowell MacDonald	Nov. 15, 1972 vs Minnesota Nov. 13, 1973 vs Minnesota Mar. 27, 1974 vs Minnesota Feb. 21, 1976 vs Chicago	Gilbert Maniago Worsley Villemure
3 - Jean Pronovost	Feb. 26, 1975 vs Washington Nov. 12, 1975 at Washington Feb. 19, 1976 vs Toronto	Belhumeur Wolfe Favell
3 - Pierre Larouche	Mar. 12, 1975 vs Boston Feb. 8, 1976 at Vancouver Feb. 21, 1976 vs Chicago	Gilbert Smith (2) & Lockett (1) Villemure
3 - Al McDonough	Oct. 11, 1972 at St. Louis Nov. 18, 1972 vs Atlanta Nov. 22, 1972 vs St. Louis	Stephenson Myre Stephenson
2 - Syl Apps	Dec. 13, 1972 vs NY Islanders Dec. 17, 1975 at California	Desjardins Meloche
2 - Bob Kelly	Mar. 24, 1974 vs Detroit Dec. 17, 1975 at California	Grant Meloche
2 - Rick Kehoe	Feb. 15, 1975 at Toronto Feb. 19, 1976 vs Toronto	Favell Favell
2 - Ken Schinkel	Oct. 31, 1967 vs Chicago Feb. 4, 1970 vs Minnesota	Dejordy Maniago (1) & Broderick (2)
1 - Stan Gilbertson	Jan. 18, 1976 vs NY Rangers	Wilson (1) & Soetart (2)
1 - Andy Bathgate	Oct. 18, 1967 vs Minnesota	Maniago (2) & Bauman (1)
1 - Glen Sather	Dec. 19, 1970 vs Detroit	McLeod (2) & ENG
1 - Duane Rupp	Mar. 24, 1971 vs Detroit	Rutherford
1 - Bob Leiter	Dec. 1, 1971 vs Detroit	Smith (2) & Daley (1)
1 - Eddie Shack	Nov. 29, 1972 vs Toronto	Low

ALL TIME GOALTENDING VS PITTSBURGH

MINUTES PLAYED	GOALS AGAINST	SHUTOUTS
Rogie Vachon 2233	Rogie Vachon 100	Bernie Parent 8
Cesare Maniago 1979	Gary Smith 92	Ed Giacomin 7
Ed Giacomin 1900	Cesare Maniago 90	Rogie Vachon 6
Gary Smith 1621	Doug Favell 73	Bruce Gamble 5
Bernie Parent 1620	Ed Giacomin 73	Cesare Maniago 5
Tony Esposito 1560	Gilles Meloche 71	Ernie Wakely 4
Doug Favell 1553	Tony Esposito 61	Gerry Desjardins 3
Ed Johnston 1260	Ed Johnston 61	Tony Esposito 3
Roger Crozier 1221	Phil Myre 60	Three with 2
Gerry Desjardins 1200	Bernie Parent 59	Eleven with 1

AVERAGE	WINS	LOSSES
Ernie Wakely 1.80	Rogie Vachon 21	Gary Smith 15
Bruce Gamble 2.04	Ed Giacomin 20	Rogie Vachon 13
Glenn Hall 2.19	Tony Esposito 18	Doug Favell 12
Gerry Cheevers 2.19	Cesare Maniago 16	Cesare Maniago 11
Bernie Parent 2.19	Bernie Parent 14	Gerry Desjardins 10
Roy Edwards 2.24	Ed Johnston 13	Gilles Meloche 9
Ed Giacomin 2.31	Roger Crozier 11	Phil Myre 9
Tony Esposito 2.35	Ken Dryden 11	Dunc Wilson 9
Jacques Plante 2.44	Gerry Cheevers 10	Bernie Parent 8
Roger Crozier 2.56	Roy Edwards 10	Three with 7
	Jacques Plante 10	

1970 PLAYOFFS

Date	City	Results	Winning Goal	Winning Goalie
Apr. 8	At Pittsburgh	Penguins 2, Oakland 1	Harbaruk	Binkley
Apr. 9	At Pittsburgh	Penguins 3, Oakland 1	Boyer	Binkley
Apr. 11	At Oakland	Penguins 5, Oakland 2	Pronovost	Binkley
Apr. 12	At Oakland	Penguins 3, Oakland 2	Briere	Binkley
(Pittsburgh wins series 4-0)				
Apr. 19	At St. Louis	St. Louis 3, Penguins 1	Goyette	Hall
Apr. 21	At St. Louis	St. Louis 4, Penguins 1	Keenan	Plante
Apr. 23	At Pittsburgh	Penguins 3, St. Louis 2	Briere	Binkley
Apr. 26	At Pittsburgh	Penguins 2, St. Louis 1	Briere	Smith
Apr. 28	At St. Louis	St. Louis 3, Penguins 0	St. Marseille	Plante
Apr. 20	At Pittsburgh	St. Louis 4, Penguins 3	Keenan	Hall
(St. Louis wins series 4-2)				

1972 PLAYOFFS

Apr. 5	At Chicago	Chicago 3, Penguins 1	Pappin	Esposito
Apr. 6	At Chicago	Chicago 3, Penguins 2	Maki	Esposito
Apr. 8	At Pittsburgh	Chicago 2, Penguins 0	Bordeleau	Smith
Apr. 9	At Pittsburgh	Chicago 6, Penguins 5	Martin	Desjardins
(Chicago wins series 4-0)				

1975 PLAYOFFS

Apr. 8	At Pittsburgh	Penguins 4, St. Louis 3	Larouche	Inness
Apr. 10	At St. Louis	Penguins 5, St. Louis 3	Campbell	Inness
(Pittsburgh wins series 2-0)				
Apr. 13	At Pittsburgh	Penguins 5, NY Islanders 4	Burrows	Inness
Apr. 15	At Pittsburgh	Penguins 3, NY Islanders 1	MacDonald	Inness
Apr. 17	At NY Islanders	Penguins 6, NY Islanders 4	Apps	Inness
Apr. 20	At NY Islanders	NY Islanders 3, Penguins 1	Gillies	Resch
Apr. 22	At Pittsburgh	NY Islanders 4, Penguins 2	Westfall	Resch
Apr. 24	At NY Islanders	NY Islanders 4, Penguins 1	Howatt	Resch
Apr. 26	At Pittsburgh	NY Islanders 1, Penguins 0	Westfall	Resch
(NY Islanders wins series 4-3)				

1976 PLAYOFFS

Apr. 6	At Toronto	Toronto 4, Penguins 1	McDonald	Thomas
Apr. 8	At Pittsburgh	Penguins 2, Toronto 0	MacDonald	Plasse
Apr. 9	At Toronto	Toronto 4, Penguins 0	McKenny	Thomas
(Toronto wins series 2-1)				

1975-76 AWARD WINNERS

STANLEY CUP Montreal Canadiens
 PRINCE OF WALES TROPHY Montreal Canadiens
 CLARENCE S. CAMPBELL BOWL Philadelphia Flyers
 HART MEMORIAL TROPHY. . . Bobby Clarke, Philadelphia
 CALDER MEMORIAL TROPHY Bryan Trottier
 NY Islanders
 JAMES NORRIS MEMORIAL TROPHY. Denis Potvin
 NY Islanders
 ART ROSS TROPHY Guy Lafleur, Montreal
 CONN SMYTHE TROPHY Reg Leach, Philadelphia
 LADY BYNG TROPHY Jean Ratelle, Boston
 BILL MASTERTON MEMORIAL TROPHY. . . . Rod Gilbert
 NY Rangers
 JACK ADAMS MEMORIAL TROPHY . . Don Cherry, Boston

ALL STARS

First Team		Second Team
	GOALIE	
KEN DRYDEN <i>Montreal</i>		GLENN RESCH <i>NY Islanders</i>
	DEFENSE	
DENIS POTVIN <i>NY Islanders</i>		GUY LAPOINTE <i>Montreal</i>
BRAD PARK <i>Boston</i>		BORJE SALMING <i>Toronto</i>
	CENTER	
BOBBY CLARKE <i>Philadelphia</i>		GIL PERREAULT <i>Buffalo</i>
	LEFT WING	
BILL BARBER <i>Philadelphia</i>		RICHARD MARTIN <i>Buffalo</i>
	RIGHT WING	
GUY LAFLEUR <i>Montreal</i>		REGGIE LEACH <i>Philadelphia</i>

(SELECTED BY PROFESSIONAL HOCKEY WRITERS' ASSOCIATION)

PENGUIN AWARD WINNERS

Michel Briere Memorial Trophy Rookie of the Year

1975-76 No winner
 1974-75 Pierre Larouche
 1973-74 Ron Lalonde
 1972-73 No winner
 1971-72 Dave Burrows
 1970-71 Greg Polis
 1969-70 Michel Briere
 1968-69 Jean Pronovost
 1967-68 Les Binkley

Bill McCracken Award Unsung Hero

1975-76 Ron Stackhouse
 1974-75 Gary Inness
 1973-74 Ron Schock
 1972-73 Lowell MacDonald
 1971-72 Duane Rupp
 1970-71 Bob Blackburn
 1969-70 Val Fonteyne

Pittsburgh Brewing Co. Leading Point Scorer Award

1975-76 Pierre Larouche
 1974-75 Ron Schock
 1973-74 Syl Apps
 1972-73 Syl Apps
 1971-72 Syl Apps
 1970-71 Bryan Hextall
 1969-70 Dean Prentice
 1968-69 Ken Schinkel
 1967-68 Andy Bathgate

Braun Baking Co. Award Player's Player

1975-76 Jean Pronovost
 1974-75 Ron Schock
 1973-74 Jean Pronovost
 1972-73 Lowell MacDonald
 1971-72 Jean Pronovost
 1970-71 Jean Pronovost
 1969-70 Jean Pronovost &
 Dean Prentice
 1968-69 Val Fonteyne

Max Unger Award Most Valuable Player

1975-76 Pierre Larouche
 1974-75 Ron Schock &
 Ron Stackhouse
 1973-74 Syl Apps, Dave Burrows,
 Jean Pronovost & Lowell
 MacDonald
 1972-73 Dave Burrows
 1971-72 Jean Pronovost
 1970-71 Ron Schock
 1969-70 Jean Pronovost
 1968-69 Keith McCreary
 1967-68 Les Binkley

James G. Balmer Award Contribution to Hockey in Pittsburgh

1975-76 Ken Schinkel
 1974-75 Jack Button
 1973-74 Lowell MacDonald
 1972-73 Jack Riley
 1971-72 Pittsburgh Penguin
 Partners
 1970-71 Michel Briere
 1969-70 Red Kelly
 1968-69 Jimmy Jordan
 1966-67 Baz Bastien

Equibank Goal Scoring Award Leading Goal Scorer

1975-76 Pierre Larouche
 1974-75 Jean Pronovost
 1973-74 Lowell MacDonald
 1972-73 Al McDonough

Booster Club Award Star of Game Leader

1975-76 Dave Burrows
 1974-75 Vic Hadfield

PENGUINS ON THE ROAD

ATLANTA FLAMES

G.M. — Cliff Fletcher
Coach — Fred Creighton
P.R. — Jiggs McDonald
Arena — The Omni (15,141)
100 Techwood Dr. N.W.
Atlanta, Georgia 30303
Phone — (404) 681-2100
Hotel — Marriott Motor Hotel
Phone — (404) 659-6500

BOSTON BRUINS

G.M. — Harry Sinden
Coach — Don Cherry
P.R. — Nate Greenberg
Arena — Boston Gardens (15,003)
150 Causeway St.
Boston, Massachusetts 02114
Phone — (617) 227-3209
Hotel — Statler Hilton
Phone — (617) 426-2000

BUFFALO SABRES

G.M. — Punch Imlach
Coach — Floyd Smith
P.R. — Paul Wieland
Arena — Memorial Auditorium (16,433)
140 Main St.
Buffalo, New York 14202
Phone — (716) 856-7300
Hotel — Statler Hilton
Phone — (716) 856-1000

CHICAGO BLACK HAWKS

G.M. — Tommy Ivan
Coach — Billy Reay
P.R. — Don Murphy
Arena — Chicago Stadium (17,100)
1840 W. Madison Ave.
Chicago, Illinois 60612
Phone — (312) 733-5300
Hotel — Marriott Motor Hotel
Phone — (312) 693-4444

CLEVELAND BARONS

G.M. — Bill McCreary
Coach — Jack Evans
P.R. — Ron McGrath
Arena — Cleveland Coliseum (19,861)
2923 Streetsboro Road
Richfield, Township, Ohio 44286
Phone — (216) 659-9100
Hotel — Holiday Inn
Phone — (216) 663-4100

COLORADO ROCKIES

G.M. — Ray Miron
Coach — Johnny Wilson
P.R. — Joe Vargo
Arena — McNichols Arena (16,800)
One McNichols Plaza
Denver, Colorado 80204
Phone — (303) 573-1800
Hotel — Continental
Phone — (303) 433-6677

DETROIT RED WINGS

G.M. — Alex Delvecchio
Coach — Alex Delvecchio
P.R. — Budd Lynch
Arena — Olympia Stadium (16,200)
5920 Grand River Ave.
Detroit, Michigan 48208
Phone — (313) 895-7000
Hotel — Ponchatrain
Phone — (313) 965-0200

LOS ANGELES KINGS

G.M. — Jake Milford
Coach — Bob Pulford
P.R. — Mike Hope
Arena — The Forum (16,994)
3900 W. Macheater Blvd.
Inglewood, California 90301
Phone — (213) 674-6000
Hotel — Airport Park Hotel
Phone — (213) 673-5151

MINNESOTA NORTH STARS

G.M. — Jack Gordon
Coach — Ted Harris
P.R. Dick Dillman
Arena — Metropolitan Sports Center (15,184)
7901 Cedar Ave. South
Bloomington, Minnesota 55420
Phone — (612) 854-4411
Hotel — Marriott Motor Hotel
Phone — (612) 854-7441

MONTREAL CANADIENS

G.M. — Sam Pollock
Coach — Scotty Bowman
P.R. — Claude Mouton
Arena — Montreal Forum (18,350)
2313 St. Catharine St. W.
Montreal, Quebec H3H 1N2
Phone — (514) 932-6131
Hotel — Auberge Richelieu Inn
Phone — (514) 842-8581

NEW YORK ISLANDERS

G.M. — Bill Torrey
Coach — Al Arbour
P.R. — Hawley Chester III
Arena — Nassau Memorial Coliseum (14,865)
1155 Conklin St.
Farmingdale, New York 11735
Phone — (516) 694-5522
Hotel — Island Inn
Phone — (516) 741-4500

NEW YORK RANGERS

G.M. — John Ferguson
Coach — John Ferguson
P.R. — John Halligan
Arena — Madison Square Garden (17,500)
4 Pennsylvania Plaza
New York, New York 10001
Phone — (212) 563-8000
Hotel — Statler Hilton
Phone — (212) 594-8809

PHILADELPHIA FLYERS

G.M. — Keith Allen
Coach — Fred Shero
P.R. — John Brogan/Joe Kadlec
Arena — The Spectrum (17,077)
Pattison Place
Philadelphia, Pa. 19148
Phone — (215) 465-4500
Hotel — Hilton
Phone — (215) 755-9500

ST. LOUIS BLUES

G.M. — Emile Francis
Coach — Emile Francis
P.R. — Myron Holtzman
Arena — The Arena (18,006)
5700 Oakland Ave.
St. Louis, Missouri 63110
Phone — (314) 644-0900
Hotel — Stouffer's Riverfront Towers
Phone — (314) 241-9500

TORONTO MAPLE LEAFS

G.M. — Jim Gregory
Coach — Red Kelly
P.R. — Stan Obodiac
Arena — Maple Leaf Gardens (16,485)
60 Carlton St.
Toronto, Ontario M5B 1L1
Phone — (416) 368-1641
Hotel — Chelsea Inn
Phone — (416) 595-1975

VANCOUVER CANUCKS

G.M. — Phil Maloney
Coach — Phil Maloney
P.R. — Greg Douglas
Arena — Pacific Coliseum (15,569)
100 North Renfrez St.
Vancouver, B.C. V5K 3N7
Phone — (604) 254-5141
Hotel — Bayshore Inn
Phone — (604) 682-3377

WASHINGTON CAPITALS

G.M. — Max McNab
Coach — Tommy McVie
P.R. — Pierce Gardner
Arena — Capital Centre (18,130)
Landover, Maryland 20786
Phone — (301) 350-3400
Hotel — Sheraton Inn
Phone — (301) 459-6700

NHL MONTREAL

President — Clarence Campbell
Executive Director — Brian O'Neill
Information & Statistics —
Ron Andrews/Norm Jewison
920 Sun Life Building
Montreal, Quebec H3B 2W2
Phone (514) 871-9220

NHL NEW YORK

President — Don V. Ruck
Public Relations — Bob Casey/Judy Epstein
Suite 2480 Two Pennsylvania Plaza
New York, New York 10001
Phone — (212) 695-3600

NHL TORONTO

Referee-in-Chief — Scotty Morrison
Suite 202 1 Greensboro Drive
Rexdale, Ontario M9W 1C8
Phone — (416) 245-2926

TICKET LOCATIONS
CIVIC ARENA BOX OFFICE — GATE 1

Hours: Monday through Saturday 12:00 Noon to 8:00 P.M.
 Sunday (game days only) 12:00 Noon to 8:00 P.M.

Kaufmann's
 Downtown
 McKnight Road
 Monroeville
 Mt. Lebanon
 Rochester
 Steubenville
 Erie

Sears
 Allegheny Center
 East Liberty
 Penn Center
 South Hills
 West Mifflin
 Monaca
 Greensburg
 Washington
 Uniontown

Hornes
 Downtown

Dollar Savings Bank

Downtown	Greengate Mall
Oliver Building	Mt. Lebanon
Stanwix Street	McKeesport
Allegheny Center	Monroeville
North Way Mall	Sewickley
Brentwood-Whitehall	Squirrel Hill
Butler	Washington
Crafton-Ingram	Greentree

PENGUIN TICKET OFFICE — (412) 765-3939
GROUP INFORMATION — (412) 434-8911

PENGUINS 1976-77 AWAY SCHEDULE

DAY	DATE	OPPONENT	TIME
Thursday	October 7	Montreal	7:35
Wednesday	October 13	Chicago	7:35
Friday	October 15	Atlanta	7:35 (T)
Wednesday	October 20	Toronto	7:35
Wednesday	October 27	Buffalo	7:35
Thursday	October 28	Philadelphia	7:35 (T)
Friday	November 5	Denver	7:35
Sunday	November 7	Cleveland	7:35
Wednesday	November 10	Minnesota	7:35
Sunday	November 14	NY Rangers	7:35
Friday	November 26	Cleveland	7:35 (T)
Tuesday	November 30	Washington	7:35
Thursday	December 2	NY Islanders	7:35
Saturday	December 4	Montreal	8:05
Thursday	December 9	Buffalo	7:35
Saturday	December 11	NY Islanders	8:05
Sunday	December 19	Boston	7:35 (T)
Wednesday	December 22	Toronto	7:35 (T)
Thursday	December 23	Detroit	7:35
Thursday	January 6	Washington	7:35 (T)
Wednesday	January 19	Vancouver	7:35 (T)
Thursday	January 20	Los Angeles	7:35
Thursday	January 27	NY Rangers	7:35 (T)
Thursday	February 3	Cleveland	7:35
Sunday	February 6	Denver	7:35
Tuesday	February 8	St. Louis	7:35 (T)
Friday	February 11	Vancouver	7:35
Saturday	February 12	Los Angeles	8:05
Saturday	February 19	Toronto	8:05
Tuesday	February 22	Washington	7:35
Thursday	February 24	Detroit	7:35
Thursday	March 3	Montreal	7:35
Saturday	March 5	Los Angeles	8:05
Tuesday	March 8	St. Louis	7:35
Sunday	March 13	Philadelphia	7:35
Tuesday	March 15	Atlanta	7:35 (T)
Sunday	March 20	Chicago	7:35 (T)
Tuesday	March 22	Minnesota	7:35
Sunday	March 27	Boston	7:35
Saturday	April 2	Detroit	8:05 (T)

(all times — Pittsburgh time)

(T) Televised game on WIIC-TV (Channel 11)