

OCTOBER 1978

SUN	MON	TUES	WEDS	THURS	FRI	SAT
1	2	3	4	5	6	7
8	9	10	11 TOR	12 BOS	13	14 BOS
15	16	17	18 NYI	19 PHIL	20	21 WASH
22	23	24	25 STL	26	27	28 ATL
29 NYR	30	31				

NOVEMBER 1978

SUN	MON	TUES	WEDS	THURS	FRI	SAT
			1 WASH	2	3 ATL	4 DET
5	6	7	8 COLO	9 BUFF	10	11 NYR
12	13	14	15	16 VAN	17	18 LA
19	20	21	22 MTL	23 MTL	24	25 PHIL
26 TOR	27	28	29 WASH	30		

DECEMBER 1978

SUN	MON	TUES	WEDS	THURS	FRI	SAT
					1 WASH	2 CHI
3	4	5 NYI	6 TOR	7	8 MTL	9 BUFF
10	11	12	13 STL	14 PHIL	15	16 VAN
17 CHI	18	19	20	21 LA	22	23 MINN
24	25	26	27 LA	28	29	30 DET
31 DET						

JANUARY 1979

SUN	MON	TUES	WEDS	THURS	FRI	SAT
	1	2	3 VAN	4	5 ATL	6 LA
7	8	9	10 MTL	11	12	13 BOS
14 BUFF	15	16 MINN	17 DET	18	19	20 WASH
21	22	23	24 LA	25 COLO	26	27 LA
28	29	30	31 MTL			

FEBRUARY 1979

SUN	MON	TUES	WEDS	THURS	FRI	SAT
				1	2	3 * DET
4 DET	5	6	7	8	9	10
11	12	13	14	15 MINN	16	17 BUFF
18 DET	19	20	21 MTL	22 MTL	23	24 CHI
25 CHI	26	27	28 COLO			

MARCH 1979

SUN	MON	TUES	WEDS	THURS	FRI	SAT
				1	2	3 STL
4 COLO	5	6	7 LA	8	9	10 PHIL
11 TOR	12	13 VAN	14 LA	15	16	17 WASH
18 NYR	19	20	21 WASH	22 BOS	23	24 NYI
25 NYI	26	27 MINN	28 NYR	29	30	31 MTL


APRIL 1979

SUN	MON	TUES	WEDS	THURS	FRI	SAT
1 ** ATL	2	3 STL	4	5	6	7 DET
8 WASH	9	10	11	12	13	14
15	16	17	18	19	20	21
22	23	24	25	26	27	28
29	30					

- AWAY
- HOME
- Teleshed Game on WPGH-TV (Channel 53)

Starting Time:

Sat. 8:05 / Week Nites & Sun. 7:35 / * Matinee 1:15 / ** Matinee 2:35
All Games — Home and Away on KDKA Radio (1020 AM)



PITTSBURGH
Penguins

FACT BOOK
1978-79

PENGUINS 1978-79 HOME SCHEDULE

DAY	DATE	OPPONENT	TIME
Wednesday	October 11	Toronto	7:35
Saturday	October 14	Boston	8:05
Wednesday	October 18	NY Islanders	7:35
Saturday	October 21	Washington	8:05
Wednesday	October 25	St. Louis	7:35
Saturday	October 28	Atlanta	8:05
Saturday	November 4	Detroit	8:05
Wednesday	November 8	Colorado	7:35
Saturday	November 11	NY Rangers	8:05
Wednesday	November 22	Montreal	7:35
Saturday	November 25	Philadelphia	8:05
Wednesday	November 29	Washington	7:35
Saturday	December 2	Chicago	8:05
Wednesday	December 6	Toronto	7:35
Saturday	December 9	Buffalo	8:05
Wednesday	December 13	St. Louis	7:35
Saturday	December 16	Vancouver	8:05
Wednesday	December 27	Los Angeles	7:35
Saturday	December 30	Detroit	8:05
Wednesday	January 3	Vancouver	7:35
Saturday	January 6	Los Angeles	8:05
Wednesday	January 10	Montreal	7:35
Saturday	January 13	Boston	8:05
Tuesday	January 16	Minnesota	7:35
Saturday	January 20	Washington	8:05
Saturday	January 27	Los Angeles	8:05
Wednesday	January 31	Montreal	7:35
Saturday	February 3	Detroit	1:15
Thursday	February 15	Minnesota	7:35
Saturday	February 17	Buffalo	8:05
Wednesday	February 21	Montreal	7:35
Saturday	February 24	Chicago	8:05
Wednesday	February 28	Colorado	7:35
Wednesday	March 7	Los Angeles	7:35
Saturday	March 10	Philadelphia	8:05
Wednesday	March 21	Washington	7:35
Sunday	March 25	NY Islanders	7:35
Wednesday	March 28	NY Rangers	7:35
Sunday	April 1	Atlanta	2:35
Saturday	April 7	Detroit	8:05

All games home and away are broadcast on KDKA Radio (1020 AM)
 Ticket Prices — \$9.50, \$8.50, \$7.50, \$5.75, \$4.75 & \$4.50

PITTSBURGH *Penguins* 1978-79

FACT BOOK

Published by: Pittsburgh Penguins, Inc.


EDITOR: Terry Schiffhauer
 ASSISTANT EDITOR: Cindy Himes
 PHOTOS: Paul Salva

\$2.00

PITTSBURGH PENGUINS

Phone (412) 434-8911 Civic Arena TWX 710-664-3081
Gate #7
Pittsburgh, Pennsylvania 15219

Chairman of the Executive Committee Edward J. DeBartolo, Sr.
Chairman of the Board & President Vincent J. Bartimo
Vice President & General Counsel J. Paul Martha
Secretary & Treasurer Thomas F. Rossetti
Assistant Secretary & Treasurer Paul W. Sandrock
General Manager Baz Bastien
Coach John Wilson
Director of Player Personnel Ken Schinkel
Chief Scout Clare Rothermel
Director of Media Relations Terry Schifffhauer
Director of Marketing David Rubinstein
Ticket Manager Tom Wood
Trainer Steve Thomas
Equipment Manager John Doolan
Team Physicians Dr. Chuck Stone, Dr. Russ Leslie,
Dr. Larry Ellis, Dr. Lee Dameshek
Team Dentist Dr. Conrad Nagle
Executive Offices Civic Arena, Gate #7
Home Ice Civic Arena
Seating Capacity 16,033
Location of Press Box East Side of Building
Demensions of Rink 200 feet by 85 feet
Ends of Rink Herculite extends above
boards all around rink
Nickname Penguins
Club Colors Light Blue, Dark Blue & White
Uniforms Home: White base trimmed with light blue
& navy blue. Away: Light blue base trimmed with
white & navy blue
Club Trains at Pittsburgh, Pa.
Radio Station KDKA (1020)
Play-by-Play Announcer Mike Lange
Television Station WPGH-TV (53)
Television Commentators Jim Forney,
Terry Schifffhauer & Bob Prince



EDWARD J. DeBARTOLO, SR.
Chairman of the Executive Committee

It is doubtful that when Thoreau poetically advised each of us to march to his own drummer, he foresaw any individual keeping pace with a Gene Krupa drum-roll.

Edward J. DeBartolo thinks fast, moves fast, reacts fast and has little time for the pauses in-between.

A native Ohioan and graduate of Notre Dame University, DeBartolo is responsible for the development of the shopping mall concept in the United States. He is one of the nation's leading real estate pundits, having built (and owns) shopping centers from coast to coast, turning what others viewed as useless acreage into multi-million dollar profits.

Since the 1940's, DeBartolo has been having "visions". Visions of downtown areas moving out into the "country". Visions of acres, surrounded by people, developed into Industrial Parks, Sporting complexes, modern, functional shopping centers, even an overseas terminal for foreign trade.

The first DeBartolo vision-which-became-reality was Boardman Plaza, erected in Youngstown, Ohio. Predictions for the project were dismal. Not only did it survive, it was followed into the "country" by Industry; office buildings, apartment complexes, medical facilities, etc., etc., and Boardman Plaza literally changed the life-style and the economy of Youngstown, Ohio.

Boardman was more than a successful venture; it gave impetus to a succession of similar projects, nationwide, becoming more ambitious and sophisticated in size and content, culminating with the world's largest enclosed shopping mall, opened by DeBartolo in 1976, in Cleveland, Ohio.

Always a sports enthusiast, DeBartolo made his entrance into professional sports ownership in 1960, when he purchased Thistledown Race Track in Cleveland. Since that time, he has added to his racing interests with Balmoral in Chicago and Louisiana Downs; the latter a \$31 million dollar super-modern thoroughbred showplace three miles from Shreveport.

In 1977 DeBartolo made headlines when he purchased the San Francisco 49ers of the National Football League, of which his son, Edward, Jr. is President.

Again in 1977, DeBartolo made the sporting news when he took over the financial obligations and operation of the Pittsburgh Penguins of the National Hockey League, installing Vincent J. Bartimo as its President and Chairman of the Board (Bartimo is also President and General Manager of Louisiana Downs) and Pittsburgh native and All-American Paul Martha as Vice-President and General Counsel.

It is no secret that a major league baseball team is also on the list of potential future acquisitions for the diversified entrepreneur.

For Edward DeBartolo, goals are not confined to football fields or ice rinks or racing ovals or shopping malls. He is a living blueprint of progress, growth and expansion, and the products of his efforts are internationally acknowledged and nationally enjoyed.

VINCENT J. BARTIMO
President & Chairman of the Board



If one were to ask Vin Bartimo what provided the springboard for his multi-faceted administrative assignment with the DeBartolo Corporation, he would refer to the fourteen years he spent as a reporter, columnist and newspaper assistant-publisher.

Armed with a Bachelor of Journalism degree from the University of Missouri and a Master's in Journalism from Boston University, Bartimo, a native of the Boston area, covered national and international politics, during which time he travelled most of the globe. He still retains a White House press pass, and the certificate granted to him from Harvard University, where he was the youngest member of the Fourth Estate ever invited to address the prestigious Neiman Fellows.

But sports was an area he particularly enjoyed, and in addition to writing a sports column in New England for four years, he co-published The Horsemen's Journal, the magazine of the Horsemen's Benevolent Protective Association. He successfully represented the horsemen in their negotiations with track management, as he had formerly represented his fellow journalists in the Newspaper Guild.

His reputation as a firm but fair negotiator brought him his first administrative assignment in racing, as Vice-President and General Manager of Green Mountain Race Track in Pownal, Vt., which increased consistently in handle and attendance throughout his 12-year leadership.


His racing affiliations brought him to the DeBartolo Corporation in 1975, when he took over the operation of Edward J. DeBartolo, Sr.'s Louisiana Downs, a thirty-one million dollar thoroughbred facility in Bossier City, La., as its President and General Manager.

The track had encountered serious difficulties in its first season, at the conclusion of which Bartimo took the reins. The DeBartolo-Bartimo combination reversed both the image and the financial prognosis in their first year of association. The Downs re-opens June 30th for a 105 day Summer-Fall meeting.

Bartimo has also represented the DeBartolos as management consultant with the San Francisco 49ers, purchased last year by Edward DeBartolo, Jr.

According to Bartimo, "There are tremendous similarities between Pittsburgh and my home-base, the Boston area. They are both sports-oriented cities, with unusually knowledgeable and enthusiastic fans. They are also critical, which they should be. They are entitled to be given the best performance a club can produce. This is what we believe in, and this is what we are here to do in Pittsburgh for the Penguin fans."

PAUL MARTHA
Vice-President & General Counsel



Bred and wed in Pittsburgh, educated in Pittsburgh, having earned his Bachelor of Science degree at the University of Pittsburgh and Doctor of Law degree from Duquesne, Consensus All American at Pitt, and No. 1 draft choice in 1964 of the Pittsburgh Steelers, with whom he gained national respect as a leading defensive back from 1964-69, Attorney Paul Martha needs no introduction to the residents of this city.

At a recent meeting of the Board of Directors of the Pittsburgh Penguins, Martha was elected Vice-President. He has also been approved to represent the Penguins in negotiations with the Board of Governors of the National Hockey League.

Martha exemplifies the attribute set fourth by Penguins President Vin Bartimo as a vital prerequisite for a successful administrator; diversity.

During the Steeler years, Martha attended law school and earned his J.D. (Doctor of Laws) in 1969, one year before retiring from NFL competition. He became affiliated with the Pittsburgh law firm of Reed, Smith, Shaw and McClay.

In 1970, Martha played for the now-AFL champions Denver Broncos. But the entire Martha family rejected the Denver transition, unanimously opting to return home to Pittsburgh.

In this same year, Martha retired as a player for the NFL to pursue the practice of law on a full time basis.

Paul's legal expertise made him a prime candidate to become Neutral Arbitrator for the NFL, in which capacity he mediated grievances between the NFL Player's Association and the League.

Martha has been an avid hockey fan throughout the years, finds it personally among the most exciting of all competitive sports and foresees a tremendous growth potential for the future.

His personable affability, ease with the members of the sports community at every level, and popularity with the fans, should enable him to accomplish his goals (no pun intended) with the Penguin organization.

The Marthas: Paul, Bobbie and their three children, reside in Pittsburgh.***

BAZ BASTIEN
General Manager



Baz Bastien spent the busiest summer of any general manager in hockey by acquiring seven new players through trades.

After much off-season scouting, Bastien traded defenseman Dave Burrows to Toronto for forward George Ferguson and defenseman Randy Carlyle. The next day, he startled the hockey world by obtaining three front-line players from the powerful Philadelphia Flyers for a first round draft choice in the 1978 Amateur Draft. Center Orest Kindrachuck, defenseman Tom Bladon and left wing Ross Lonsberry all became Penguins as Bastien drove a hard bargain between the two teams.

Later in the summer, Bastien hooked up with Boston and Atlanta in a three-way deal that sent Jean Pronovost to Atlanta and brought Gregg Sheppard to Pittsburgh.

And just as the season was ready to start, Bastien secured defenseman Dale Tallon from Chicago for a second round draft choice in 1980.

A shrewd judge of hockey talent, Bastien signed draft choices Mike Meeker, Rob Garner, Lex Hudson and Greg Millen.

He formerly served as coach and general manager of the Pittsburgh Hornets of the American Hockey League and in their final year of existence the Hornets won the Calder Cup and Baz was named the recipient of the prestigious Dapper Dan Award as Pittsburgh's most significant sports personality. He was also the first member of the hockey world to be inducted into the Pennsylvania Sports Hall of Fame.

Like Mazeroski's home run, everybody recalls the night that Baz lost his eye as a player. Actually it happened in Welland, Ontario and only a handful of people witnessed the end of a promising career as a goalie, but the start of a long career in hockey management.

JOHNNY WILSON
Coach



Johnny Wilson starts his second season as coach of the Pittsburgh Penguins, and through a series of trades has one of the strongest clubs ever assembled in Pittsburgh. Starting early last season, Johnny began bringing in the kind of players who would mold into a winning unit.

The 49-year old native of Kincardine, Ontario spent eleven seasons in the National Hockey League with Detroit, Chicago, Toronto and the New York Rangers. He earned the nickname "Iron Man" when he set the NHL record of playing in 580 consecutive games.

Johnny and his brother Larry, who has also coached in the NHL were outstanding junior players in Windsor, Ontario and turned professional by the Detroit Red Wings. He was a member of four Stanley Cup Championship teams.

After retiring as a player in 1962, Johnny turned to coaching and coach the Ottawa Montagnards during a European tour. He coached at Princeton University from 1964 through 1966. He guided the Springfield Kings in the American Hockey League from 1966-69. He replaced Hal Laycoe in Los Angeles for part of one season and then returned to Springfield and guided them to the Calder Cup title.

In 1971-72 he was in Detroit's system with Tidewater but was brought in to replace Doug Barkley and provided the Red Wings with a winning record.

He has worked in the Atlanta organization, two WHA teams and finally a year with Colorado before coming to Pittsburgh.

Johnny and his wife Pat now reside in Pittsburgh and are the parents of two children Kelly (20) and Tracy (15).

PROFESSIONAL PLAYING RECORD

SEASON	TEAM	LEA	Regular Season					Playoffs				
			GP	G	A	PTS	PIM	GP	G	A	PTS	PIM
1949-50	Omaha	USHL	70	41	39	80	46	7	2	5	7	4
1949-50	Detroit**	NHL	1	0	0	0	0	8	0	1	1	0
1950-51	Indianapolis	AHL	70	34	21	55	48	3	1	0	1	4
1950-51	Detroit	NHL	**	**	**	**	**	**	1	0	0	0
1951-52	Indianapolis	AHL	42	25	14	39	16	*	*	*	*	*
1951-52	Detroit**	NHL	28	4	5	9	18	8	4	1	5	5
1952-53	Detroit**	NHL	70	23	19	42	22	6	2	5	7	0
1953-54	Detroit**	NHL	70	17	17	34	22	12	3	0	3	0
1954-55	Detroit**	NHL	70	12	15	27	14	11	0	1	1	0
1955-56	Chicago	NHL	70	24	9	33	12	*	*	*	*	*
1956-57	Chicago	NHL	70	18	30	48	24	*	*	*	*	*
1957-58	Detroit	NHL	70	12	27	39	13	4	2	1	3	0
1958-59	Detroit	NHL	70	11	17	28	18	*	*	*	*	*
1959-60	Toronto	NHL	70	15	16	31	8	10	1	2	3	2
1960-61	Rochester	AHL	2	2	2	4	0	*	*	*	*	
1960-61	Toronto	NHL	3	0	1	1	0	*	*	*	*	
1960-61	New York	NHL	56	14	12	26	24	*	*	*	*	
1961-62	New York	NHL	40	11	3	14	14	6	2	2	4	4
NHL TOTALS			688	161	171	332	190	66	14	13	27	11

** - Member of Stanley Cup Championship team - 1949-50, 1951-52, 1953-54 & 1954-55

PENGUINS' STAFF



Ken Schinkel
Director of
Player Personnel




Terry Schiffhauer
Director of
Press Relations



Clare Rothermel
Chief Scout



Tom Wood
Box Office Manager



Steve Thomas
Trainer



John Doolan
Equipment Manager

RECORD — YEAR BY YEAR

YEAR	GP	W	L	T	PTS	GF	GA	FINISH
1977-78	80	25	37	18	68	254	321	Fourth
1976-77	80	34	33	13	81	240	252	Third*
1975-76	80	35	33	12	82	339	303	Third*
1974-75	80	37	28	15	89	326	289	Third*
1973-74	78	28	41	9	65	242	273	Fifth
1972-73	78	32	37	9	73	257	265	Fifth
1971-72	78	26	38	14	66	220	258	Fourth*
1970-71	78	21	37	20	62	221	240	Sixth
1969-70	76	26	38	12	64	182	238	Second*
1968-69	76	20	45	11	51	189	252	Fifth
1967-68	74	27	34	13	67	195	216	Fifth
TOTAL	858	311	401	146	768	2665	2907	

* - Qualified for Stanley Cup Playoffs

HOME RECORD

YEAR	GP	W	L	T	PTS	GF	GA
1977-78	40	16	15	9	41	143	147
1976-77	40	22	12	6	50	139	119
1975-76	40	23	11	6	52	196	137
1974-75	40	25	5	10	60	192	113
1973-74	39	15	18	6	36	124	116
1972-73	39	24	11	4	52	150	104
1971-72	39	18	15	6	42	132	125
1970-71	39	18	12	9	45	126	92
1969-70	38	17	13	8	42	105	108
1968-69	38	12	20	6	30	99	113
1967-68	37	15	12	10	40	115	101
TOTAL	429	205	144	80	490	1521	1275

AWAY RECORD

YEAR	GP	W	L	T	PTS	GF	GA
1977-78	40	9	22	9	27	111	174
1976-77	40	12	21	7	31	101	133
1975-76	40	12	22	6	30	143	166
1974-75	40	12	23	5	29	134	176
1973-74	39	13	23	3	29	118	157
1972-73	39	8	26	5	21	107	161
1971-72	39	8	23	8	24	88	133
1970-71	39	3	25	11	17	95	148
1969-70	38	9	25	4	22	77	130
1968-69	38	8	25	5	21	90	139
1967-68	37	12	22	3	27	80	115
TOTAL	429	106	257	66	278	1144	1632

PLAYOFF RECORD

1976-77	Lost to Toronto 2-1 in Preliminary Round
1975-76	Lost to Toronto 2-1 in Preliminary Round
1974-75	Eliminated St. Louis 2-0 in Preliminary Round Lost to New York Islanders 4-3 in Quarter-final Round
1971-72	Lost to Chicago 4-0 in Quarter-final Round
1969-70	Eliminated Oakland 4-0 in Quarter-final Round Lost to St. Louis 4-2 in Semi-final Round

PENGUIN COACHES & RECORDS

1967-68	George "Red" Sullivan
1968-69	George "Red" Sullivan
1969-70	Leonard "Red" Kelly
1970-71	Leonard "Red" Kelly
1971-72	Leonard "Red" Kelly
1972-73	Leonard "Red" Kelly & Ken Schinkel (Jan. 13, 1973)
1973-74	Ken Schinkel & Marc Boileau (Feb. 6, 1974)
1974-75	Marc Boileau
1975-76	Marc Boileau & Ken Schinkel (Jan. 17, 1976)
1976-77	Ken Schinkel
1977-78	Johnny Wilson

	Games	Won	Lost	Tied	Points	Percentage
Marc Boileau	151	66	61	24	156	.517
Ken Schinkel	203	83	92	28	194	.478
Johnny Wilson	80	25	37	18	68	.425
Red Kelly	274	90	132	52	232	.423
Red Sullivan	150	47	79	24	118	.393
TOTAL	858	311	401	146	768	.448

DEVELOPMENT SYSTEM

The Penguins will be sending players to the Binghamton Broome Dusters of the American Hockey League and to Grand Rapids Owls of the Interantional Hockey League.

PENS ON RADIO AND TV

The Penguins will broadcast all 80 games this season on KDKA Radio (1020 AM). Mike Lange, the Voice of the Penguins will be back for his fourth season of calling all of the action.

The Penguins will televise 18 games this season on WPGH-TV (Channel 53). The broadcast crew will be comprised of Jim Forney (play-by-play), Terry Schiffhauer (color) and Bob Prince (intermission host).



Mike Lange



Jim Forney



Bob Prince

1978-79 TV SCHEDULE

Thu.	Oct. 12	Boston Bruins	7:30 PM
Thu.	Oct. 19	Philadelphia Flyers	8:00 PM
Sun.	Oct. 29	New York Rangers	7:30 PM
Wed.	Nov. 1	Washington Capitals	7:30 PM
Thu.	Nov. 9	Buffalo Sabres	8:00 PM
Sun.	Nov. 26	Toronto Maple Leafs	7:00 PM
Fri.	Dec. 1	Washington Capitals	7:30 PM
Thu.	Dec. 14	Philadelphia Flyers	8:00 PM
Sun.	Dec. 17	Chicago Black Hawks	8:30 PM
Sun.	Jan. 14	Buffalo Sabres	7:00 PM
Wed.	Jan. 17	Detroit Red Wings	7:30 PM
Sun.	Feb. 4	Detroit Red Wings	7:00 PM
Sun.	Feb. 18	Detroit Red Wings	4:00 PM
Sat.	Mar. 3	St. Louis Blues	9:00 PM
Sat.	Mar. 17	Washington Capitals	7:30 PM
Sun.	Mar. 18	New York Rangers	7:30 PM
Sat.	Mar. 24	New York Islanders	8:00 PM
Sun.	Apr. 8	Washington Capitals	1:30 PM

RUSS ANDERSON

Defense 6'3" 210 lbs.
 Age: 23 (February 12, 1955)
 Born: Minneapolis, Minn.
 Shoots: Left
 Acquired: 1975 Amateur Draft
 (2nd round)



Russ Anderson begins his third season with the Penguins and the experience he has gained in the past two seasons makes him a valuable member of the defensive corps. One of the hardest hitting players in the league, "The Enforcer" is not one to shy away from the rough play. He played linebacker for the University of Minnesota before switching to hockey, and was a member of the N.C.A.A. championship hockey team at Minnesota, but did not play in the title game because of a suspension for fighting in a previous game. Russ left the ranks of bachelorhood this summer when he married Dorothy Benham, Miss America of 1976.

Season	Club	League	Regular Season					Playoffs				
			GP	G	A	PTS	PIM	GP	G	A	PTS	PIM
1974-75	U. of Minn.	WCHA	30	2	7	9	35	-	-	-	-	-
1975-76	U. of Minn.	WCHA	28	0	5	5	81	-	-	-	-	-
1976-77	Hershey	AHL	11	0	4	4	35	-	-	-	-	-
1976-77	Pittsburgh	NHL	66	2	11	13	81	3	0	1	1	14
1977-78	Pittsburgh	NHL	74	2	16	18	150	-	-	-	-	-
	NHL		140	4	27	31	231	3	0	1	1	14
	PGH		140	4	27	31	231	3	0	1	1	14

WAYNE BIANCHIN (Buy-an-chin)

Left Wing 5'10" 180 lbs.
 Age: 25 (September 6, 1953)
 Born: Nanaimo, British Columbia
 Shoots: Left
 Acquired: 1973 Amateur Draft
 (2nd round)




Wayne Bianchin is considered a good two-way hockey player. Says Coach Johnny Wilson, "He's a gutsy little guy," and his comeback from a broken neck suffered in a body surfing accident has been well documented. Last season, Wayne set a National Hockey League record when he scored 11 goals on 31 shots for a percentage of 35.5 through the first half of the season. He is one of two players in the league to have a shooting percentage of over 21.0 in two straight years. Wayne picked up his first NHL hat trick with a three-goal outburst on New Year's Eve against Cleveland. A pre-season back operation for a ruptured disc kept him out of action for the first 20 games of last season. An infected elbow slowed him down at the start of this year's camp.

Season	Club	League	Regular Season					Playoffs				
			GP	G	A	PTS	PIM	GP	G	A	PTS	PIM
1970-71	Kamloops	BCHL	-	30	42	72	-	-	-	-	-	
1971-72	Calgary	WCHL	7	1	5	6	7	-	-	-	-	
1971-72	Victoria	WCHL	22	7	3	10	57	-	-	-	-	
1971-72	Flin Flon	WCHL	27	12	15	27	8	1	3	0	3	28
1972-73	Flin Flon	WCHL	68	60	54	114	90	-	-	-	-	
1973-74	Hershey	AHL	4	1	2	3	2	-	-	-	-	
1973-74	Pittsburgh	NHL	69	12	13	25	38	-	-	-	-	
1974-75	Johnston	NAHL	8	8	2	10	4	-	-	-	-	
1974-75	Syracuse	AHL	12	5	4	9	26	-	-	-	-	
1974-75	Hershey	AHL	3	0	1	1	0	-	-	-	-	
1974-75	Pittsburgh	NHL	2	0	1	0	0	-	-	-	-	
1975-76	Hershey	AHL	54	24	22	46	17	6	1	3	4	4
1975-76	Pittsburgh	NHL	14	1	5	6	4	-	-	-	-	
1976-77	Pittsburgh	NHL	79	28	6	34	28	3	0	1	1	6
1977-78	Pittsburgh	NHL	61	20	13	33	40	-	-	-	-	
	NHL Totals		225	61	37	98	110	3	0	1	1	6
	PGH Totals		225	61	37	98	110	3	0	1	1	6

TOM BLADON

Defense 6'1" 195 lbs.
 Age: 25 (December 29, 1952)
 Born: Edmonton, Alta.
 Shoots: Right
 Acquired: Trade with Philadelphia
 in 1978




Tom Bladon has averaged 11 goals a season and almost 40 points a season and that can only mean he is a strong offensive player from the point. The newly acquired defenseman set a National Hockey League record on December 11 of last year when he scored 8 points (4 goals and 4 assists) in one game against Cleveland. That was the most points a defenseman has ever scored in one game. A durable defender, Tom has missed only one game in the last three seasons and is another member of the Flyer trio that brings plenty of playoff experience with him to Pittsburgh.

Season	Club	League	Regular Season					Playoffs				
			GP	G	A	PTS	PIM	GP	G	A	PTS	PIM
1970-71	Edmonton	WCHL	65	13	25	38	124	—	—	—	—	—
1971-72	Edmonton	WCHL	65	11	44	55	90	—	—	—	—	—
1972-73	Philadelphia	NHL	78	11	31	42	26	11	0	4	4	2
1973-74	Philadelphia	NHL	70	12	22	34	37	16	4	6	10	25
1974-75	Philadelphia	NHL	76	9	20	29	54	13	1	3	4	12
1975-76	Philadelphia	NHL	80	14	23	37	68	16	2	6	8	14
1976-77	Philadelphia	NHL	80	10	43	53	39	10	1	3	4	4
1977-78	Philadelphia	NHL	79	11	24	35	57	12	0	2	2	11
NHL Totals			463	67	163	230	281	78	8	24	32	68
PGH Totals												

Traded to PITTSBURGH by PHILADELPHIA with Orest Kindrachuk and Ross Lonsberry for Pittsburgh's first pick (Behn Wilson) in 1978 Amateur Draft, June 14, 1978.

COLIN CAMPBELL

Defense 5'9" 190 lbs.
 Age: 25 (January 28, 1953)
 Born: London, Ontario
 Shoots: Left
 Acquired: 1973 Amateur Draft
 (2nd round)



Colin Campbell might be the toughest player pound for pound in the NHL. He may be one of the shortest defensemen in the league, but his desire to play the game makes up for his lack of size. Colin was drafted by the Penguins in 1973 but spent a year in the WHA before coming to the Penguins. He also spent a season under Johnny Wilson in Colorado when he was assigned to the Rockies as part of compensation for the Pens signing Denis Herron as a free agent, but was returned to the Penguins last year. Has the obvious nickname of "Soupy" and enjoys flying.

Season	Club	League	Regular Season					Playoffs				
			GP	G	A	PTS	PIM	GP	G	A	PTS	PIM
1970-71	Peterborough	OHA	59	5	18	23	160	—	—	—	—	—
1971-72	Peterborough	OHA	50	2	23	25	158	—	—	—	—	—
1972-73	Peterborough	OHA	60	7	40	47	189	—	—	—	—	—
1973-74	Vancouver	WHA	78	3	20	23	191	—	—	—	—	—
1974-75	Hershey	AHL	15	1	3	4	55	—	—	—	—	—
1974-75	Pittsburgh	NHL	59	4	15	19	172	9	1	3	4	21
1975-76	Pittsburgh	NHL	64	7	10	17	105	3	0	0	0	0
1976-77	Colorado	NHL	54	3	8	11	67	—	—	—	—	—
1977-78	Pittsburgh	NHL	55	1	9	10	103	—	—	—	—	—
NHL Totals			232	15	42	57	447	12	1	3	4	21
PGH Totals			178	12	34	46	380	12	1	3	4	21

Traded to COLORADO for 1976-77 season as part of compensation for PITTSBURGH signing Denis Herron. Returned to PITTSBURGH for 1977-78 season.

RANDY CARLYLE

Defense 5'10" 200 lbs.
 Age: 22 (April 19, 1956)
 Born: Sudbury, Ontario
 Shoots: Left
 Acquired: Trade with Toronto in 1978




Randy Carlyle starts the new season as a big question mark for the Penguins. He sprained an ankle prior to training camp and did not work out with the team or play in any pre-season games. Acquired from Toronto in the off-season, Randy twice stepped in during the playoffs and played exceptionally well for the Maple Leafs. A good puck handler with a strong shot, Randy will see plenty of action on the power play. Is the club's resident handicapper when it comes to harness racing and has driven a few horses in charity races. One of the few single players on the club.

Season	Club	League	Regular Season				Playoffs						
			GP	G	A	PTS	PIM	GP	G	A	PTS	PIM	
1973-74	Sudbury	OHA	12	0	8	8	21	-	-	-	-	-	-
1974-75	Sudbury	OHA	67	17	47	64	118	-	-	-	-	-	-
1975-76	Sudbury	OHA	60	15	64	79	126	-	-	-	-	-	-
1976-77	Dallas	CHL	26	2	7	9	63	-	-	-	-	-	-
1976-77	Toronto	NHL	45	0	5	5	51	9	0	1	1	20	-
1977-78	Dallas	CHL	21	3	14	17	31	-	-	-	-	-	-
1977-78	Toronto	NHL	49	2	11	13	31	7	0	1	1	8	-
NHL Totals			94	2	16	18	82	16	0	2	2	28	-
PGH Totals													

Traded to PITTSBURGH by TORONTO with George Ferguson for Dave Burrows, June 14, 1978.

BLAIR CHAPMAN

Right Wing 6'0" 190 lbs.
 Age: 22 (June 13, 1956)
 Born: Lloydminster, Sask.
 Shoots: Right
 Acquired: 1976 Amateur Draft
 (1st round)




The Pittsburgh Penguins and the fans are expecting great things from Blair Chapman this year. Now in his third season in the NHL, the Penguins top draft pick of 1976 showed some of his potential during the final months of the season. Blair scored 11 goals in his final 19 games and showed why he was the second player picked overall in the 1976 Amateur Draft. Says Coach Johnny Wilson, "Blair Chapman could be one of the best right wings in the league, only a lack of concentration will hold him back." Blair missed penalty shot attempts against Washington and Colorado last year, but scored a three-goal hat trick in Minnesota and his unassisted goal with 30 seconds left gave the Penguins a big 5-4 win in Toronto.

Season	Club	League	Regular Season				Playoffs					
			GP	G	A	PTS	PIM	GP	G	A	PTS	PIM
1973-74	Saskatoon	WCHL	56	36	28	64	61	-	-	-	-	-
1974-75	Saskatoon	WCHL	65	41	44	85	92	-	-	-	-	-
1975-76	Saskatoon	WCHL	69	71	86	157	67	-	-	-	-	-
1976-77	Pittsburgh	NHL	80	14	23	37	16	3	1	1	2	7
1977-78	Pittsburgh	NHL	75	24	20	44	37	-	-	-	-	-
NHL Totals			155	38	43	81	53	3	1	1	2	7
PGH Totals			155	38	43	81	53	3	1	1	2	7

JACQUES COSSETTE

Right Wing 5'9" 185 lbs.
 Age: 24 (June 20, 1954)
 Born: Rouyn-Noranda, Quebec
 Shoots: Right
 Acquired: 1974 Amateur Draft
 (2nd round)



Jacques Cossette has been a victim of circumstances. He has had trouble cracking the Pittsburgh lineup with such scoring threats as Jean Pronovost and Rick Kehoe in the lineup in previous years, but plenty of hard work and his second straight good training camp helped "Coco" earn a spot on this year's club. Back to back two-goal games in pre-season play proved that he still has the scoring touch that made him one of the highest scoring juniors ever to come out of the Quebec Hockey League. After scoring only 1 goal in 19 games, Jacques was shipped off to Binghamton where he scored 39 goals in 57 games. His final year in juniors he scored 97 goals and 214 points playing on a line with Pierre Larouche. He has a good accurate shot and has the knack of being in the right place at the right time when he scores most of his goals.

Season	Club	League	GP	Regular Season				Playoffs					
				G	A	PTS	PIM	GP	G	A	PTS	PIM	
1971-72	Montreal	OHA	57	27	23	50	121	-	-	-	-	-	-
1972-73	Sorel	QJHL	64	61	66	127	194	-	-	-	-	-	-
1973-74	Sorel	QJHL	68	97	117	214	217	-	-	-	-	-	-
1974-75	Hershey	AHL	62	15	17	32	92	5	1	1	2	0	-
1975-76	Hershey	AHL	59	18	20	38	117	10	7	2	9	13	-
1975-76	Pittsburgh	NHL	7	0	2	2	9	-	-	-	-	-	-
1976-77	Hershey	AHL	71	38	29	67	49	6	3	2	5	4	-
1977-78	Pittsburgh	NHL	19	1	2	3	4	-	-	-	-	-	-
1977-78	Binghamton	AHL	57	39	28	67	69	-	-	-	-	-	-
	NHL Totals		26	1	4	5	13	-	-	-	-	-	-
	PGH Totals		26	1	4	5	13	-	-	-	-	-	-

MARIO FAUBERT

Defense 6'1" 175 lbs.
 Age: 23 (December 2, 1954)
 Born: Valleyfield, Quebec
 Shoots: Right
 Acquired: 1974 Amateur Draft
 (4th round)




Mario Faubert survived training camp this season and that in itself is news. An appendectomy sidelined him one camp and last year he was injured in a pre-season game and required knee surgery. He saw action in 7 games with Binghamton and 18 games with Pittsburgh. Club officials decided to send Mario to Binghamton to start the season and gain some regular playing time. A good puck handler, Mario has been with the organization four years and recently signed a new contract.

Season	Club	League	GP	Regular Season				Playoffs					
				G	A	PTS	PIM	GP	G	A	PTS	PIM	
1972-73	St. Louis U.	CCHA	38	3	36	39	68	-	-	-	-	-	-
1973-74	St. Louis U.	CCHA	40	8	35	43	62	-	-	-	-	-	-
1974-75	Hershey	AHL	54	13	21	34	76	11	2	7	9	4	-
1974-75	Pittsburgh	NHL	10	1	0	1	6	-	-	-	-	-	-
1975-76	Hershey	AHL	39	7	16	23	37	10	4	6	10	14	-
1975-76	Pittsburgh	NHL	21	1	8	9	10	-	-	-	-	-	-
1976-77	Hershey	AHL	32	8	19	27	42	-	-	-	-	-	-
1976-77	Pittsburgh	NHL	47	2	11	13	32	3	1	0	1	2	-
1977-78	Binghamton	AHL	7	0	3	3	12	-	-	-	-	-	-
1977-78	Pittsburgh	NHL	18	0	6	6	11	-	-	-	-	-	-
	NHL Totals		96	4	25	29	59	3	1	0	1	2	-
	PGH Totals		96	4	25	29	59	3	1	0	1	2	-

GEORGE FERGUSON

Center 6'0" 195 lbs.
 Age: 26 (August 22, 1952)
 Born: Trenton, Ontario
 Shoots: Right
 Acquired: Trade with Toronto in 1978




A change of scenery often brings out the best in a player and this certainly has been the case for George Ferguson. A first round draft choice by the Toronto Maple Leafs, George has played in the shadow of Darryl Sittler for many years, but since coming to Pittsburgh, Coach Johnny Wilson has used George at right wing and center and he has already shown his ability to play on the power play or kill a penalty. A very strong skater who plays the body well, George gives the Penguins an added dimension in the depth they are seeking. After scoring 7 goals in 73 games, George scored 5 in 13 playoff games, including a hat trick against Los Angeles in the first round. His effective checking was one of the reasons the Leafs ousted the Islanders in the semi-finals.

Season	Club	League	GP	Regular Season				Playoffs					
				G	A	PTS	PIM	GP	G	A	PTS	PIM	
1969-70	Oshawa	OHA	49	19	21	40	20	-	-	-	-	-	-
1970-71	Oshawa	OHA	8	2	0	2	19	-	-	-	-	-	-
1970-71	Toronto	OHA	53	12	15	27	83	-	-	-	-	-	-
1971-72	Toronto	OHA	62	36	56	92	104	-	-	-	-	-	-
1972-73	Toronto	NHL	72	10	13	23	34	-	-	-	-	-	-
1973-74	Oklahoma City	CHL	35	16	33	49	21	-	-	-	-	-	-
1973-74	Toronto	NHL	16	0	4	4	4	3	0	1	1	2	
1974-75	Toronto	NHL	69	19	30	49	61	7	1	0	1	7	
1975-76	Toronto	NHL	79	12	32	44	76	10	2	4	6	2	
1976-77	Toronto	NHL	50	9	15	24	24	9	0	3	3	7	
1977-78	Toronto	NHL	73	7	16	23	37	13	5	1	6	7	
	NHL Totals		359	57	110	167	236	42	8	9	17	25	
	PGH Totals												

Traded to PITTSBURGH by TORONTO with Randy Carlyle for Dave Burrows, June 14, 1978.

JIM HAMILTON

Left Wing 6'0" 180 lbs.
 Age: 21 (January 18, 1957)
 Born: Barrie, Ontario
 Shoots: Left
 Acquired: 1977 Amateur Draft
 (2nd round)



Jim Hamilton is one of the fastest skaters in the organization and has a good shot. Only the lack of experience and some work on his defensive skills have kept him from cracking the lineup this year. Jim was the second round draft choice of the Penguins in 1977 and scored two goals last year, both of them against Philadelphia. He also spent time with Grand Rapids in the IHL and Binghamton and will start the season in Binghamton.

Season	Club	League	GP	Regular Season				Playoffs					
				G	A	PTS	PIM	GP	G	A	PTS	PIM	
1973-74	London	OHA	70	9	14	23	19	-	-	-	-	-	-
1974-75	London	OHA	68	17	24	41	108	-	-	-	-	-	-
1975-76	London	OHA	53	24	23	47	37	-	-	-	-	-	-
1976-77	London	OHA	65	39	53	92	40	-	-	-	-	-	-
1977-78	Grand Rapids	IHL	22	7	15	22	12	-	-	-	-	-	-
1977-78	Binghamton	AHL	31	4	4	8	19	-	-	-	-	-	-
1977-78	Pittsburgh	NHL	25	2	4	6	2	-	-	-	-	-	-
	NHL Totals		25	2	4	6	2	-	-	-	-	-	-
	PGH Totals		25	2	4	6	2	-	-	-	-	-	-

DENIS HERRON

Goaltender 5'11" 165 lbs.
 Age: 26 (June 18, 1952)
 Born: Chambly, Quebec
 Shoots: Left
 Acquired: Signed as free agent from
 Kansas City in 1976




Denis Herron saw more rubber last year than a worker in a tire factory. Herron set a club record for playing in 60 games and had over 2,000 shots fly his way. He set records for most saves in one season, as a course of self defense and averaged almost 33 saves a game. Denis was selected to play for Team Canada in the World Cup where he helped Canada finish third by winning several key games. Herron has proved he can handle a heavy load of playing time and will be counted upon heavily again this year.

Season	Club	League	GP	Regular Season				Playoffs					
				MP	GA	SO	AVG	GP	MP	GA	SO	AVG	
1969-70	3 Rivers	QJHL	1	—	10	0	6.25	—	—	—	—	—	—
1970-71	3 Rivers	QJHL	33	—	136	0	4.12	—	—	—	—	—	—
1971-72	3 Rivers	QJHL	40	—	160	2	3.19	—	—	—	—	—	—
1972-73	Pittsburgh	NHL	18	967	55	2	3.41	—	—	—	—	—	—
1972-73	Hershey	AHL	21	1185	63	0	3.19	4	240	16	0	4.00	—
1973-74	Pittsburgh	NHL	5	260	18	0	4.15	—	—	—	—	—	—
1973-74	Salt Lake	WHL	9	530	32	0	3.62	—	—	—	—	—	—
1973-74	Hershey	AHL	17	967	52	0	3.22	4	242	7	0	1.73	—
1974-75	Hershey	AHL	12	615	45	0	4.39	—	—	—	—	—	—
1974-75	Pittsburgh	NHL	3	108	11	0	6.11	—	—	—	—	—	—
1974-75	Kansas City	NHL	22	1280	80	0	3.75	—	—	—	—	—	—
1975-76	Kansas City	NHL	64	3620	243	0	4.03	—	—	—	—	—	—
1976-77	Pittsburgh	NHL	34	1920	94	1	2.94	3	180	11	0	3.67	—
1977-78	Pittsburgh	NHL	60	3534	210	0	3.57	—	—	—	—	—	—
	NHL Totals		206	1689	711	3	3.65	—	—	—	—	—	—
	PGH Totals		120	6789	388	3	3.43	—	—	—	—	—	—

Traded to KANSAS CITY by PITTSBURGH with Jean Guy Lagace for Michel Plasse, January 10, 1975 . . . Signed as free agent from KANSAS CITY to PITTSBURGH, August 7, 1976 . . . KANSAS CITY compensated with Michel Plasse, Simon Nolet, and Colin Campbell.

LEX HUDSON

Defense 6'3" 205 lbs.
 Age: 22 (December 31, 1955)
 Born: Winnipeg, Manitoba
 Shoots: Left
 Acquired: 1975 Amateur Draft
 (12th round)




Lex Hudson was one of the surprises of training camp this year. Stepping right out of collegiate hockey from Denver University, Lex threw his weight around during the start of camp and made many good impressions. Like most young defensemen, he will need some more work in handling the puck and will need a year or two of minor league experience to develop his game. Lex was drafted in the 12th round of the 1975 Amateur Draft following his freshman year at Denver University. He remained in school and played four seasons.

Season	Club	League	GP	Regular Season				Playoffs					
				G	A	PTS	PIM	GP	G	A	PTS	PIM	
1974-75	U. of Denver	WCHA	35	2	3	5	29	—	—	—	—	—	—
1975-76	U. of Denver	WCHA	35	1	13	14	34	—	—	—	—	—	—
1976-77	U. of Denver	WCHA	29	0	9	9	32	—	—	—	—	—	—
1977-78	U. of Denver	WCHA	40	1	12	13	46	—	—	—	—	—	—
	NHL Totals	No Professional Record											
	PGH Totals												

RICK KEHOE

Right Wing 5'11" 180 lbs.
 Age: 27 (July 15, 1951)
 Born: Windsor, Ontario
 Shoots: Right
 Acquired: Trade with Toronto in 1974




Rick Kehoe has a strong wrist shot and excellent skating speed. Despite missing the first 8 games of the season because of a fractured elbow, Rick still managed to score 29 goals in 70 games giving him a total of 120 since coming to Toronto four years ago. Rick plays his position very well and is considered as a steady offensive player. A hairline fracture of the ankle in training camp put Rick behind the scenes for the first five-six weeks of this season. Rick needs 5 goals to become Pittsburgh's fourth highest goal scorer and needs 8 points to take over fifth place on the Penguins' all-time point list.

Season	Club	League	GP	Regular Season				Playoffs					
				G	A	PTS	PIM	GP	G	A	PTS	PIM	
1969-70	London	OHA	23	3	2	5	6	—	—	—	—	—	—
1969-70	Hamilton	OHA	32	2	4	6	7	—	—	—	—	—	—
1970-71	Hamilton	OHA	58	39	41	80	43	—	—	—	—	—	—
1971-72	Tulsa	CHL	32	18	21	39	20	—	—	—	—	—	—
1971-72	Toronto	NHL	38	8	8	16	4	2	0	0	0	2	—
1972-73	Toronto	NHL	77	33	42	75	20	—	—	—	—	—	—
1973-74	Toronto	NHL	69	18	22	40	8	—	—	—	—	—	—
1974-75	Pittsburgh	NHL	76	32	31	63	22	9	0	2	2	0	—
1975-76	Pittsburgh	NHL	71	29	47	76	6	3	0	0	0	0	—
1976-77	Pittsburgh	NHL	80	30	27	57	10	3	0	2	2	0	—
1977-78	Pittsburgh	NHL	70	29	21	50	10	—	—	—	—	—	—
	NHL Totals		481	179	198	377	80	17	0	4	4	2	—
	PGH Totals		297	120	126	246	48	15	0	4	4	0	—

Traded to PITTSBURGH by TORONTO for Blaine Stoughton and Pittsburgh's first round draft pick in 1977 Amateur Draft, September 13, 1974.

OREST KINDRACHUK

Center 5'10" 175 lbs.
 Age: 28 (September 14, 1950)
 Born: Nanton, Alta.
 Shoots: Left
 Acquired: Trade with Philadelphia in 1978



Orest Kindrachuk needed only three weeks of training camp to prove to his new teammates that he is a bonafide leader and his experience of playing on two Stanley Cup championship teams will help Pittsburgh on the road to respectability. The "Big O" as he is known, was elected Captain in a vote of the players. In five seasons with the Flyers he averaged 50 points and 90 penalty minutes. A feisty player with plenty of hockey savvy, Orest gave the local fans an early season thrill when he scored with 30 seconds remaining to give the Pens a 4-4 tie with Boston. He signed with Philadelphia as a free agent in 1971. Orest missed a penalty shot attempt last season in Pittsburgh against Dunc Wilson. Orest picked up 8 assists in 4 games against Pittsburgh last year.

Season	Club	League	GP	Regular Season				Playoffs					
				G	A	PTS	PIM	GP	G	A	PTS	PIM	
1967-68	Saskatoon	WCJHL	58	24	37	61	44	—	—	—	—	—	—
1968-69	Saskatoon	WCJHL	41	21	25	46	33	—	—	—	—	—	—
1969-70	Saskatoon	WCJHL	4	3	4	7	5	—	—	—	—	—	—
1970-71	Saskatoon	WCJHL	61	49	100	149	103	—	—	—	—	—	—
1971-72	San Diego	WHL	61	18	36	54	71	4	1	1	2	0	
1972-73	Philadelphia	WHL	2	0	0	0	0	—	—	—	—	—	
1972-73	Richmond	AHL	72	35	51	86	133	3	0	1	1	10	
1973-74	Philadelphia	NHL	71	11	30	41	85	17	5	4	9	17	
1974-75	Philadelphia	NHL	60	10	21	31	72	14	0	2	2	12	
1975-76	Philadelphia	NHL	76	26	49	75	101	16	4	7	11	4	
1976-77	Philadelphia	NHL	78	15	36	51	79	10	2	1	3	0	
1977-78	Philadelphia	NHL	73	17	45	62	128	12	5	5	10	13	
	NHL Totals		360	79	181	260	465	69	16	19	35	46	
	PGH Totals												

Traded to PITTSBURGH by PHILADELPHIA with Tom Bladon and Ross Lonsberry for Pittsburgh's first pick in 1978 Amateur Draft, June 14, 1978.

GORDIE LAXTON

Goaltender: 5'10" 200 lbs.
 Age: 23 (March 16, 1955)
 Born: Montreal, Quebec
 Shoots: Left
 Acquired: 1975 Amateur Draft
 (1st round)



Gordie Laxton begins his fourth season in pro hockey and was involved in a real tough battle with rookie Greg Millen for the backup role to Denis Herron. A bit of a weight problem has held Gordie back the past year and he spent most of the year with Grand Rapids in the International Hockey League. Gordie was a first round draft choice by the Penguins in 1975 but has played in only 16 games in the NHL. Gordie may need another season or two before being ready to step into the NHL.

Season	Club	League	GP	Regular Season				Playoffs						
				MP	GA	SO	AVG	GP	MP	GA	SO	AVG		
1973-74	N. Westminster	WCHL	25	-	72	0	3.35	-	-	-	-	-	-	-
1974-75	N. Westminster	WCHL	70	-	238	3	3.58	-	-	-	-	-	-	-
1975-76	Hershey	AHL	31	1857	104	0	3.36	6	309	19	0	3.69	-	-
1975-76	Pittsburgh	NHL	8	414	31	0	4.49	-	-	-	-	-	-	-
1976-77	Hershey	AHL	18	958	80	0	5.01	-	-	-	-	-	-	-
1976-77	Pittsburgh	NHL	6	253	26	0	6.17	-	-	-	-	-	-	-
1977-78	Grand Rapids	IHL	45	2651	183	0	4.14	-	-	-	-	-	-	-
1977-78	Pittsburgh	NHL	2	73	9	0	7.40	-	-	-	-	-	-	-
	NHL Totals		16	740	66	0	5.35	-	-	-	-	-	-	-
	PGH Totals		16	740	66	0	5.35	-	-	-	-	-	-	-

PETER LEE

Right Wing 5'9" 180 lbs.
 Age: 22 (January 2, 1956)
 Born: Ellesmere, England
 Shoots: Right
 Acquired: Trade with Montreal in 1977



Peter Lee needed a season in the National Hockey League to get accustomed to the style of play required to be a major leaguer. Peter got that experience and has been considered as the most improved player at the start of this season. A first round draft choice by Montreal in 1976, Peter was the top goal scorer in the Ontario Hockey Association with 68 goals in 1974-75 and 81 goals and 161 points in 1975-76 with Ottawa. He was selected as the Most Valuable Player in the OHA in his final year of junior play. He scored 33 goals in his first year of pro hockey with Nova Scotia in the American Hockey League before coming to Pittsburgh last November as part of the Pierre Larouche - Pete Mahovlich deal. If Peter learns to get his shots on the net and not try to be so fine with his accuracy at the corners, he will develop into a top-flight goal scorer.

Season	Club	League	GP	Regular Season				Playoffs					
				G	A	PTS	PIM	GP	G	A	PTS	PIM	
1971-72	Ottawa	OHA	12	1	0	1	0	-	-	-	-	-	-
1972-73	Ottawa	OHA	63	25	51	76	110	-	-	-	-	-	-
1973-74	Ottawa	OHA	69	38	42	80	40	-	-	-	-	-	-
1974-75	Ottawa	OHA	70	68	58	126	82	-	-	-	-	-	-
1975-76	Ottawa	OHA	66	81	80	161	59	-	-	-	-	-	-
1976-77	Nova Scotia	AHL	76	33	27	60	88	12	5	3	8	6	
1977-78	Nova Scotia	AHL	23	8	11	19	25	-	-	-	-	-	-
1977-78	Pittsburgh	NHL	60	5	13	18	19	-	-	-	-	-	-
	NHL Totals		60	5	13	18	19	-	-	-	-	-	-
	PGH Totals		60	5	13	18	19	-	-	-	-	-	-

Traded to PITTSBURGH by MONTREAL with Pete Mahovlich for Pierre Larouche and rights to Peter Marsh, November 29, 1977.

ROSS LONSBERRY

Left Wing 5'11" 195 lbs.

Age: 31 (February 7, 1947)

Born: Humboldt, Sask.

Shoots: Left

Acquired: Trade with Philadelphia
in 1978



Ross Lonsberry is one of those players you don't see on the ice until the game is over and realize that he has kept some high scoring winger off the score sheet because of his strong two-way play. Always good in the corners and a steady 20-goal scorer, "Roscoe" previously played with Boston and Los Angeles before going to the Flyers and playing on their two championship clubs. Set the NHL record of playing 82 games in a 78 game season when he was traded from Los Angeles to Philadelphia. Ross scored at the :09 mark last year in a game in Philadelphia and that proved to be the earliest winning goal ever scored against the Penguins as the Flyers blanked the Penguins that night.

Season	Club	League	GP	Regular Season				Playoffs						
				G	A	PTS	PIM	GP	G	A	PTS	PIM		
1963-64	Estevan	SJHL	61	18	26	44	55	-	-	-	-	-	-	-
1964-65	Estevan	SJHL	56	40	56	96	130	-	-	-	-	-	-	-
1964-65	Minneapolis	CPHL	2	0	0	0	0	5	1	0	1	4	-	-
1965-66	Estevan	SJHL	60	67	77	144	109	-	-	-	-	-	-	-
1966-67	Boston	NHL	8	0	1	1	2	-	-	-	-	-	-	-
1966-67	Buffalo	AHL	7	1	1	2	4	-	-	-	-	-	-	-
1966-67	Oklahoma	CPHL	46	12	10	22	83	11	3	2	5	31	-	-
1967-68	Oklahoma	CPHL	41	16	18	34	116	7	3	3	6	22	-	-
1967-68	Boston	NHL	19	2	2	4	12	-	-	-	-	-	-	-
1968-69	Oklahoma	CHL	65	28	39	67	169	12	4	8	12	21	-	-
1968-69	Boston	NHL	6	0	0	0	2	-	-	-	-	-	-	-
1969-70	Los Angeles	NHL	76	20	22	42	118	-	-	-	-	-	-	-
1970-71	Los Angeles	NHL	76	25	28	53	80	-	-	-	-	-	-	-
1971-72	Los Angeles	NHL	50	9	14	23	39	-	-	-	-	-	-	-
1971-72	Philadelphia	NHL	32	7	7	14	22	-	-	-	-	-	-	-
1972-73	Philadelphia	NHL	77	21	29	50	59	11	4	3	7	9	-	-
1973-74	Philadelphia	NHL	75	32	19	51	48	17	4	9	13	18	-	-
1974-75	Philadelphia	NHL	80	24	25	49	99	17	4	3	7	10	-	-
1975-76	Philadelphia	NHL	80	19	28	47	87	16	4	3	7	12	-	-
1976-77	Philadelphia	NHL	75	23	32	55	43	10	1	2	3	29	-	-
1977-78	Philadelphia	NHL	78	18	30	48	45	12	2	2	4	6	-	-
NHL Totals			732	200	237	437	656	83	19	22	41	74	-	-
PGH Totals														

Traded to LOS ANGELES by BOSTON with Eddie Shack for Los Angeles' first choice in the 1971 and 1973 Amateur Drafts and Ken Turlik, May 14, 1969. Traded to PHILADELPHIA by LOS ANGELES with Bill Flett, Ed Joyal and Jean Potvin for Bill Lesuk, Jim Johnson and Serge Bernier, January 28, 1972. Traded to PITTSBURGH by PHILADELPHIA with Tom Bladon and Orest Kindrachuk, June 14, 1978.

PETE MAHOVLICH

Center 6'5" 210 lbs.

Age: 31 (October 10, 1946)

Born: Timmins, Ontario

Shoots: Left

Acquired: Trade with Montreal in 1977



It took Pete Mahovlich just one night to win the hearts of the Pittsburgh fans. His first night in Pittsburgh, he scored the hat trick against Detroit as the Pens beat their division rival 6-4. His end to end rushes drive opponents crazy trying to stop him with his long strides and great stick handling ability. Pete was on four Stanley Cup winners with Montreal and is also a throwback to the days of the Pittsburgh Honets of which he was a member of the 1966-67 Calder Cup winning team. He will serve as the alternate captain and his leadership will be another plus for the club. He also participated in the Showdown Series for Hockey Night in Canada in the off-season. An excellent golfer, Pete also enjoys playing backgammon, a game which he excels.

Season	Club	League	GP	Regular Season				Playoffs						
				G	A	PTS	PIM	GP	G	A	PTS	PIM		
1963-64	Hamilton	OHA	54	20	27	47	-	-	-	-	-	-	-	-
1964-65	Hamilton	OHA	55	20	35	55	-	-	-	-	-	-	-	-
1965-66	Hamilton	OHA	46	14	22	36	121	-	-	-	-	-	-	-
1965-66	Detroit	NHL	3	0	1	1	0	-	-	-	-	-	-	-
1966-67	Detroit	NHL	34	1	3	4	16	-	-	-	-	-	-	-
1966-67	Pittsburgh	AHL	18	4	7	11	37	9	0	0	0	2	-	-
1967-68	Detroit	NHL	15	6	4	10	13	-	-	-	-	-	-	-
1967-68	Fort Worth	CPHL	42	20	14	34	103	-	-	-	-	-	-	-
1968-69	Fort Worth	CHL	34	19	17	36	54	-	-	-	-	-	-	-
1968-69	Detroit	NHL	30	2	2	4	21	-	-	-	-	-	-	-
1969-70	Mtl.													
	Voyageurs	AHL	31	21	19	40	77	-	-	-	-	-	-	-
1969-70	Montreal	NHL	36	9	8	17	51	-	-	-	-	-	-	-
1970-71	Montreal	NHL	78	35	26	61	181	20	10	6	16	43	-	-
1971-72	Montreal	NHL	75	35	32	67	103	6	0	2	2	12	-	-
1972-73	Montreal	NHL	61	21	38	59	49	17	4	9	13	22	-	-
1973-74	Montreal	NHL	78	36	37	73	122	6	2	1	3	4	-	-
1974-75	Montreal	NHL	80	35	82	117	64	11	6	10	16	10	-	-
1975-76	Montreal	NHL	80	34	71	105	76	13	4	8	12	24	-	-
1976-77	Montreal	NHL	76	15	47	62	45	13	4	5	9	19	-	-
1977-78	Montreal	NHL	17	3	5	8	4	-	-	-	-	-	-	-
1977-78	Pittsburgh	NHL	57	25	36	61	37	-	-	-	-	-	-	-
NHL Totals			720	257	392	649	782	86	30	41	71	134	-	-
PGH Totals			57	25	36	61	37	-	-	-	-	-	-	-

Traded to MONTREAL by DETROIT with Bart Crashley for Garry Monahan and Doug Piper, June 6, 1969. Traded to PITTSBURGH by MONTREAL with Peter Lee for Pierre Larouche and rights to Peter Marsh, November 29, 1977.

GREG MALONE

Center 6'0" 190 lbs.
 Age: 22 (March 8, 1956)
 Born: Chatham, N. B.
 Shoots: Left
 Acquired: 1976 Amateur Draft
 (2nd round)




Greg Malone will probably see more action as a defensive center this year then on the offensive. His size and aggressiveness will come in handy when matched against some of the game's top centers. Greg led the team in assists last year with 43. He also tied a club record by picking up assists in 9 straight games. Greg was Captain of his junior team in Oshawa and a second round draft pick by the Penguins in 1976. An injury in the final week of the season prevented him from playing in all 80 games. Greg had a four-point game against Chicago and twice he had three assists in one game. Greg also left the ranks of bachelorhood in the off-season.

Season	Club	League	GP	Regular Season				Playoffs					
				G	A	PTS	PIM	GP	G	A	PTS	PIM	
1973-74	Oshawa	OHA	62	11	45	56	63	-	-	-	-	-	-
1974-75	Oshawa	OHA	68	37	41	78	86	-	-	-	-	-	-
1975-76	Oshawa	OHA	61	36	36	72	75	-	-	-	-	-	-
1976-77	Pittsburgh	NHL	66	18	19	37	43	3	1	1	2	2	2
1977-78	Pittsburgh	NHL	78	18	43	61	80	-	-	-	-	-	-
	NHL Totals		144	36	62	98	123	3	1	1	2	2	2
	PGH Totals		144	36	62	98	123	3	1	1	2	2	2

MIKE MEEKER

Right Wing 5'11" 195 lbs.
 Age: 20 (February 23, 1958)
 Born: Kingston, Ontario
 Shoots: Right
 Acquired: 1978 Amateur Draft
 (2nd round)

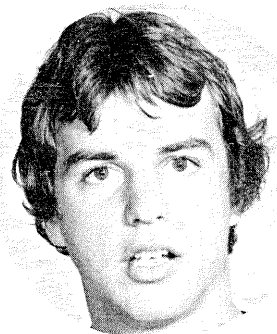


Mike Meeker was Pittsburgh's top draft pick this year (second round) and with a year of minor league play under his belt, he should be ready for the NHL. The nephew of former Pittsburgh Hornets Coach Howie Meeker, Mike played for the University of Wisconsin for the first part of the season and then returned to the Ontario Hockey Association and helped Peterborough win the OHA playoffs and a spot in the Memorial Cup Playoffs. He was a standout in the playoffs despite playing with a broken bone in his hand. Mike is a strong two-way player and rarely gets caught out of position.

Season	Club	League	GP	Regular Season				Playoffs					
				G	A	PTS	PIM	GP	G	A	PTS	PIM	
1975-76	Wisconsin	WCHA	31	12	9	21	31	-	-	-	-	-	-
1976-77	Wisconsin	WCHA	41	26	27	53	50	-	-	-	-	-	-
1977-78	Peterborough	OHA	44	33	36	69	21	-	-	-	-	-	-
NHL Totals				No Professional Record									
PGH Totals													

GREG MILLEN

Goaltender 5'9" 160 lbs.
 Age: 21 (June 25, 1957)
 Born: Toronto, Ontario
 Shoots: Left
 Acquired: 1977 Amateur Draft
 (6th round)




Greg Millen came to the Penguins training camp last year and suffered a back injury. He never told anybody that he was injured and was eventually cut from the roster. He returned to the OHA as an overage junior and played for Sault Ste. Marie. He is extremely quick and agile and an excellent puck handler for a young player. Greg appears headed for a spot on the big club this year on the basis of a strong pre-season showing.

Season	Club	League	GP	Regular Season				Playoffs				
				MP	GA	SO	AVG	GP	MP	GA	SO	AVG
1976-77	Peterborough	OHA	59	3457	249	0	4.25	--	--	--	--	--
1977-78	Kalamazoo	IHL	3	180	14	0	4.67	--	--	--	--	--
1977-78	Sault Ste. Marie	OHA	24	1469	105	1	4.28	--	--	--	--	--
NHL Totals			No Professional Record									
PGH Totals												

BOB PARADISE

Defense 6'1" 205 lbs.
 Age: 34 (April 22, 1944)
 Born: St. Paul, Minnesota
 Shoots: Left
 Acquired: Trade with Washington
 in 1977




Bob Paradise was injured in the second pre-season game this year and missed most of the first month of action with a knee injury. The native of St. Paul, Minnesota has been in the NHL since 1972 and has played for Minnesota, Atlanta and Washington and is now in his second stint with the Penguins, being required at the start of last season for the rights to Don Awrey from Washington. One of the hardest hitters in the league, getting around Bob Paradise is no easy chore. A hard worker during practice, Bob's attitude makes him a real team man. One of two Americans on the team, Bob played for the U.S. Olympic team in 1968.

Season	Club	League	GP	Regular Season				Playoffs				
				G	A	PTS	PIM	GP	G	A	PTS	PIM
1966-67	Muskegon	IHL	42	5	6	11	47	--	--	--	--	--
1969-70	Omaha	CHL	61	3	14	17	98	12	0	2	2	27
1970-71	Montreal	AHL	72	0	9	9	107	3	0	0	0	0
1971-72	Seattle	WHL	54	5	8	13	80	--	--	--	--	--
1971-72	Cleveland	AHL	4	0	0	0	0	--	--	--	--	--
1971-72	Minnesota	NHL	6	0	0	0	6	4	0	0	0	2
1972-73	Atlanta	NHL	71	1	7	8	103	--	--	--	--	--
1973-74	Atlanta	NHL	18	0	1	1	13	--	--	--	--	--
1973-74	Pittsburgh	NHL	38	2	7	9	39	--	--	--	--	--
1974-75	Pittsburgh	NHL	78	3	15	18	109	6	0	1	1	17
1975-76	Pittsburgh	NHL	9	0	0	0	4	--	--	--	--	--
1975-76	Washington	NHL	48	0	8	8	42	--	--	--	--	--
1976-77	Springfield	AHL	14	0	4	4	18	--	--	--	--	--
1976-77	Washington	NHL	22	0	5	5	20	--	--	--	--	--
1977-78	Pittsburgh	NHL	64	2	10	12	53	--	--	--	--	--
NHL Totals			354	8	53	61	389	10	0	1	1	19
PGH Totals			189	7	32	39	205	6	0	1	1	17

Solid to MINNESOTA by MONTREAL, May, 1971 . . . Traded to ATLANTA by MINNESOTA for "Future Considerations", June, 1972 . . . Traded to PITTSBURGH with Chuck Arnason by ATLANTA for Al McDonough, January, 1974 . . . Traded to WASHINGTON by PITTSBURGH for second round draft choice, November, 1975 . . . Traded to PITTSBURGH by WASHINGTON for "Rights" to Don Awrey, October 1, 1977.

DAVE SCHULTZ

Left Wing 6'1" 196 lbs.
 Age: 28 (October 14, 1949)
 Born: Waldheim, Sask.
 Shoots: Left
 Acquired: Trade with Los Angeles
 in 1977




Dave Schultz will have to curb his temper about 200 minutes worth this season or he could find himself in the press box. Last year, "The Hammer" picked up a club record 378 penalty minutes, en route to a total of 405 on the season. He tired an NHL record of 9 penalties on April 6 against Detroit and set a club mark with 40 penalty minutes in the game. On the season, Dave had 64 minors, 18 majors and 16 misconducts with Pittsburgh. Dave picked up 9 goals, but he may be reunited with Orest Kindrachuk, the center who set him up for 20 goals in 1973-74.

Season	Club	League	GP	Regular Season				Playoffs						
				G	A	PTS	PIM	GP	G	A	PTS	PIM		
1967-68	Swift													
	Current	WCJHL	59	35	34	69	138	-	-	-	-	-	-	-
1968-69	Swift													
	Current	WCHL	33	16	16	32	65	-	-	-	-	-	-	-
1968-69	Sorel	QJHL	-	-	-	-	-	-	-	-	-	-	-	-
1969-70	Salem	EHL	67	32	37	69	356	-	-	-	-	-	-	-
1969-70	Quebec	AHL	8	0	0	0	13	-	-	-	-	-	-	-
1970-71	Quebec	AHL	71	14	23	37	382	0	0	0	0	15		
1971-72	Philadelphia	NHL	1	0	0	0	0	-	-	-	-	-	-	-
1971-72	Richmond	AHL	76	18	28	46	392	-	-	-	-	-	-	-
1972-73	Philadelphia	NHL	76	9	12	21	259	11	1	0	1	51		
1973-74	Philadelphia	NHL	73	20	16	36	348	17	2	4	6	139		
1974-75	Philadelphia	NHL	76	9	17	26	472	17	2	3	5	83		
1975-76	Philadelphia	NHL	71	13	19	32	307	16	2	2	4	90		
1976-77	Los Angeles	NHL	76	10	20	30	232	9	1	1	2	45		
1977-78	Los Angeles	NHL	8	2	0	2	27	-	-	-	-	-	-	-
1977-78	Pittsburgh	NHL	66	9	25	34	378	-	-	-	-	-	-	-
	NHL Totals		447	72	109	181	2023	70	8	10	18	408		
	PGH Totals		66	9	25	34	378	-	-	-	-	-	-	-

Traded to LOS ANGELES by PHILADELPHIA for Los Angeles' fourth choice in 1977 Amateur Draft and second choice in 1978 Amateur Draft, September 29, 1976. Traded to PITTSBURGH by LOS ANGELES with Gene Carr and Los Angeles' fourth choice in 1978 Amateur Draft for Syl Apps and Hartland Monahan, November 2, 1977.

ROD SCHUTT

Left Wing 5'10" 185 lbs.
 Age: 22 (October 13, 1956)
 Born: Bancroft, Ontario
 Shoots: Left
 Acquired: Trade with Montreal
 in 1978




Rod Schutt was acquired from the Montreal Canadiens for a first round draft choice in the 1981 Amateur Draft and paid immediate dividends by scoring in his first home game. Schutt and Peter Lee were selected together in the 1976 Amateur Draft by Montreal and were the top minor league players with Nova Scotia in the American Hockey League. Schutt was named the Rookie of the Year in 1977 and was almost traded to Washington by Montreal for Pierre Bouchard after Washington claimed Bouchard in the Waiver Draft. That deal was disallowed by the NHL and Schutt was then acquired by Pittsburgh. He has scored 36 and 33 goals in his two years with Nova Scotia.

Season	Club	League	Regular Season					Playoffs				
			GP	G	A	PIS	PIM	GP	G	A	PTS	PIM
1976-77	Nova Scotia	AHL	80	33	51	84	56	12	8	8	16	4
1977-78	Nova Scotia	AHL	77	36	44	80	57	11	4	7	11	2
1977-78	Montreal	NHL	2	0	0	0	0	-	-	-	-	-
	NHL Totals		2	0	0	0	0	0	0	0	0	0
	PGH Totals											

GREGG SHEPPARD

Center 5'8" 170 lbs.
 Age: 29 (April 23, 1949)
 Born: N. Battleford, Saskatchewan
 Shoots: Left
 Acquired: Three way trade with Boston
 and Atlanta 1978



Gregg Sheppard has been an integral part of the Boston Bruins success the past two seasons and can only add strength to the Pittsburgh team because he can play center and left wing, giving the team another player who has been used on power plays and penalty killing situations. A knee injury sidelined him for part of last season, stopping his string of consecutive 30-goal seasons at four. Gregg missed the entire training camp, but was expected to join the team after a few games into the season. His 10 assists in the playoffs last year was the third highest total and he finished with 12 points as the Bruins finished as runners-up for the second straight year.

Season	Club	League	GP	Regular Season				Playoffs					
				G	A	PTS	PIM	GP	G	A	PTS	PIM	
1968-69	Okla. City	CHL	4	0	0	0	0	-	-	-	-	-	-
1969-70	Okla. City	CHL	65	26	29	55	19	-	-	-	-	-	-
1969-70	Salt Lake	WHL	5	0	0	0	2	-	-	-	-	-	-
1970-71	Okla. City	CHL	68	25	50	75	45	5	2	3	5	5	-
1971-72	Okla. City	CHL	72	41	52	93	43	6	4	7	11	4	-
1972-73	Boston	AHL	8	5	5	10	2	-	-	-	-	-	-
1972-73	Boston	NHL	64	24	26	50	18	5	2	1	3	0	-
1973-74	Boston	NHL	75	16	31	47	21	16	11	8	19	4	-
1974-75	Boston	NHL	76	30	48	78	19	3	3	1	4	5	-
1975-76	Boston	NHL	70	31	43	74	28	12	5	6	11	6	-
1976-77	Boston	NHL	77	31	36	67	20	14	5	7	12	8	-
1977-78	Boston	NHL	54	23	36	59	24	15	2	10	12	6	-
	NHL Totals		416	155	220	375	130	65	28	33	61	29	-
	PGH Totals		-	-	-	-	-	-	-	-	-	-	-

BRIAN SPENCER

Left Wing 5'11" 180 lbs.
 Age: 29 (September 3, 1949)
 Born: Fort St. James, British Columbia
 Shoots: Left
 Acquired: Trade with Buffalo in 1977



The fans know when Brian "Spinner" Spencer comes off the bench. Excitement and hustle is what Spencer creates and usually results in opponents taking a penalty to slow down the momentum or even results in a key goal. Last year Spencer checked in with 9 goals, but his style of charging into the corners and bouncing around makes him a favorite with the fans. He is currently working on a vehicle which is part army truck, part van, and part jet airplane cockpit called the "Incredible Hulk". Brian played for Toronto, the New York Islanders and Buffalo before coming to Pittsburgh.

Season	Club	League	GP	Regular Season				Playoffs					
				G	A	PTS	PIM	GP	G	A	PTS	PIM	
1967-68	Calgary	WCJHL	56	14	12	26	29	-	-	-	-	-	-
1968-69	Swift Current												
1969-70	Toronto	WCHL	53	19	29	48	120	-	-	-	-	-	-
1969-70	Tulsa	NHL	9	0	0	0	12	-	-	-	-	-	-
1969-70	Tulsa	CHL	66	13	19	32	186	-	-	-	-	-	-
1970-71	Tulsa	CHL	23	6	8	14	103	-	-	-	-	-	-
1970-71	Toronto	NHL	50	9	15	24	115	6	0	1	1	17	-
1971-72	Toronto	NHL	36	1	5	6	65	-	-	-	-	-	-
1972-73	NY Islanders	NHL	78	14	24	38	90	-	-	-	-	-	-
1973-74	NY Islanders	NHL	54	5	16	21	65	-	-	-	-	-	-
1973-74	Buffalo	NHL	13	3	2	5	4	-	-	-	-	-	-
1974-75	Buffalo	NHL	73	12	29	41	77	16	0	4	4	8	-
1975-76	Buffalo	NHL	77	13	26	39	70	9	1	0	1	4	-
1976-77	Buffalo	NHL	77	14	15	29	55	6	0	0	0	0	-
1977-78	Pittsburgh	NHL	79	9	11	20	81	-	-	-	-	-	-
	NHL Totals		546	80	143	223	634	37	1	5	6	29	-
	PGH Totals		79	9	11	20	81	-	-	-	-	-	-

Drafted by NEW YORK ISLANDERS from TORONTO in 1972 Expansion Draft . . . Traded to BUFFALO by NEW YORK ISLANDERS for Doug Rombough, March, 1974 . . . Traded to PITTSBURGH by BUFFALO for Ron Schock, September 20, 1977.

RON STACKHOUSE


Defense 6'3" 210 lbs.

Age: 29 (August 26, 1949)

Born: Haliburton, Ontario

Shoots: Right

Acquired: Trade with Detroit in 1974



This should be the year that Ron Stackhouse quiets his critics. A separated shoulder put him on the sideline last year and when he tried to return to the lineup sooner than he was ready, his play was affected and he became one of the scapegoats for the club's failure to make the playoffs. Ron will see plenty of action on the power play this year and already has the distinction of scoring the first goal of the season. He holds the club records for assists (60) and points (71) by a defenseman. He also shares the record for goals (15) and had a six-point night against Philadelphia in 1975. His long reach gives him a decided advantage on defense and his shot has always ranked as one of the best from the point.

Season	Club	League	GP	Regular Season				Playoffs					
				G	A	PTS	PIM	GP	G	A	PTS	PIM	
1967-68	Peterborough	OHA	49	13	9	22	88	-	-	-	-	-	-
1968-69	Peterborough	OHA	54	15	31	46	52	-	-	-	-	-	-
1969-70	Providence	AHL	65	1	5	6	37	-	-	-	-	-	-
1969-70	Seattle	WHL	-	-	-	-	-	5	0	0	0	0	0
1970-71	California	NHL	78	8	24	32	73	-	-	-	-	-	-
1971-72	California	NHL	6	1	3	4	6	-	-	-	-	-	-
1971-72	Detroit	NHL	73	5	25	30	83	-	-	-	-	-	-
1972-73	Detroit	NHL	78	5	29	34	82	-	-	-	-	-	-
1973-74	Detroit	NHL	33	2	14	16	33	-	-	-	-	-	-
1973-74	Pittsburgh	NHL	36	4	15	19	33	-	-	-	-	-	-
1974-75	Pittsburgh	NHL	72	15	45	60	52	9	2	6	8	10	
1975-76	Pittsburgh	NHL	80	11	60	71	76	3	0	0	0	0	
1976-77	Pittsburgh	NHL	80	7	34	41	72	3	2	1	3	0	
1977-78	Pittsburgh	NHL	50	5	15	20	36	-	-	-	-	-	
	NHL Totals		586	63	264	327	546	15	4	7	11	10	
	PGH Totals		318	42	169	211	269	15	4	7	11	10	

Traded to DETROIT by CALIFORNIA for Tom Webster, October 22, 1971. Traded to PITTSBURGH by DETROIT for Jim Rutherford and Jack Lynch, January 17, 1974.

DALE TALLON

Defense 6'1" 205 lbs.

Age: 28 (October 19, 1950)

Born: Noranda, Quebec

Shoots: Left

Acquired: Trade with Chicago in 1978



Dale Tallon was acquired just before the start of the season in a trade with Chicago for a second round draft choice in 1980. The past few years he has been switched back and forth from forward to defense and the changes have hampered his game. Coach Johnny Wilson plans to use Dale strictly on defense because of his puck handling abilities and the way he moves the puck out of his own end. An excellent golfer, Dale was chosen as the second player overall in the 1970 Amateur Draft by Vancouver and stayed with the Canucks until he was traded to Chicago in 1973. He holds the Chicago record for assists by a defenseman and the Vancouver record for assists by a rookie.

Season	Club	League	Regular Season					Playoffs				
			GP	G	A	PTS	PIM	GP	G	A	PTS	PIM
1967-68	Oshawa	OHA	50	12	31	43	88	-	-	-	-	-
1968-69	Toronto	OHA	48	17	32	49	80	-	-	-	-	-
1969-70	Toronto	OHA	54	39	40	79	128	-	-	-	-	-
1970-71	Vancouver	NNL	78	14	42	56	58	-	-	-	-	-
1971-72	Vancouver	NHL	69	17	27	44	78	-	-	-	-	-
1972-73	Vancouver	NHL	75	13	24	37	83	-	-	-	-	-
1973-74	Chicago	NHL	65	15	19	34	36	11	1	3	4	29
1974-75	Dallas	CHL	7	1	4	5	14	-	-	-	-	-
1974-75	Chicago	NHL	35	5	10	15	28	8	1	3	4	4
1975-76	Chicago	NHL	80	15	47	62	101	4	0	1	1	8
1976-77	Chicago	NHL	70	5	16	21	65	2	0	1	1	0
1977-78	Chicago	NHL	75	4	20	24	66	4	0	2	2	0
	NHL Totals		547	88	205	293	525	29	2	10	12	41
	PGH Totals											

TOM CASSIDY


Center 5'11" 180 lbs.
 Age: 26 (March 15, 1952)
 Born: Blind River, Ontario
 Shoots: Left
 Acquired: Signed as free agent 1977



Season	Club	League	GP	Regular Season				Playoffs					
				G	A	PTS	PIM	GP	G	A	PTS	PIM	
1972-73	Baltimore	AHL	73	21	32	53	86	-	-	-	-	-	-
1973-74	Salt Lake	WHL	31	12	11	23	4	-	-	-	-	-	-
1973-74	Springfield	AHL	15	3	8	11	14	-	-	-	-	-	-
1974-75	Springfield	AHL	72	32	59	91	201	17	4	11	15	8	
1975-76	Oklahoma City	OHL	76	35	50	85	124	4	1	2	3	4	
1976-77	Columbus	IHL	75	47	61	108	172	7	1	5	6	2	
1977-78	Binghamton	AHL	40	7	7	14	19	-	-	-	-	-	-
1977-78	Pittsburgh	NHL	26	3	4	7	15	-	-	-	-	-	-
	NHL Totals		26	3	4	7	15	-	-	-	-	-	-
	PGH Totals		26	3	4	7	15	-	-	-	-	-	-

KIM DAVIS


Center 5'11" 170 lbs.
 Age: 21 (October 31, 1957)
 Born: Flin Flon, Manitoba
 Shoots: Left
 Acquired: 1977 Amateur Draft (3rd round)



Season	Club	League	GP	Regular Season				Playoffs					
				G	A	PTS	PIM	GP	G	A	PTS	PIM	
1977-78	Grand Rapids	IHL	63	28	43	71	191	-	-	-	-	-	-
1977-78	Pittsburgh	NHL	1	0	0	0	0	-	-	-	-	-	-
	NHL Totals		1	0	0	0	0	-	-	-	-	-	-
	PGH Totals		1	0	0	0	0	-	-	-	-	-	-

ROB GARNER

Center 5'11" 180 lbs.
 Age: 20 (August 17, 1958)
 Born: Weston, Ontario
 Shoots: Left
 Acquired: 1978 Amateur Draft (5th round)



Season	Club	League	GP	Regular Season				Playoffs					
				G	A	PTS	PIM	GP	G	A	PTS	PIM	
1975-76	Toronto	OHA	37	6	8	14	20	-	-	-	-	-	-
1976-77	Toronto	OHA	62	31	35	66	58	-	-	-	-	-	-
1977-78	Toronto	OHA	48	38	35	73	111	-	-	-	-	-	-
	NHL Totals	No Professional Record											
	PGH Totals												

SHANE PEARSALL


Left Wing 5'10" 180 lbs.
 Age: 20 (January 19, 1958)
 Born: Barrie, Ontario
 Shoots: Left
 Acquired: 1978 Amateur Draft (4th round)



Season	Club	League	GP	Regular Season				Playoffs					
				G	A	PTS	PIM	GP	G	A	PTS	PIM	
1975-76	Ottawa	OHA	58	14	19	33	31	-	-	-	-	-	-
1976-77	Ottawa	OHA	60	23	32	55	77	-	-	-	-	-	-
1977-78	Ottawa	OHA	67	33	30	63	70	-	-	-	-	-	-
	NHL Totals	No Professional Record											
	PGH Totals												

TOM PRICE


Defense 6'1" 190 lbs.
 Age: 24 (July 12, 1954)
 Born: Toronto, Ontario
 Shoots: Left
 Acquired: Signed as free agent from Cleveland



Season	Club	League	GP	Regular Season				Playoffs					
				G	A	PTS	PIM	GP	G	A	PTS	PIM	
1975-76	California	NHL	5	0	0	0	0	-	-	-	-	-	-
1975-76	Salt Lake	CHL	59	11	15	26	77	5	1	1	2	2	
1976-77	Salt Lake	CHL	55	3	21	24	71	-	-	-	-	-	-
1976-77	Cleveland	NHL	2	0	0	0	0	-	-	-	-	-	-
1976-77	Pittsburgh	NHL	7	0	2	2	4	-	-	-	-	-	-
1977-78	Springfield	AHL	21	0	9	9	23	4	1	2	2	6	
1977-78	Binghamton	AHL	31	1	6	7	39	-	-	-	-	-	-
1977-78	Grand Rapids	IHL	9	1	8	9	30	-	-	-	-	-	-
1977-78	Pittsburgh	NHL	10	0	0	0	0	-	-	-	-	-	-
	NHL Totals		27	0	2	2	8	-	-	-	-	-	-
	PGH Totals		17	0	2	2	4	-	-	-	-	-	-

GREG REDQUEST

Goaltender 5'10" 190 lbs.
 Age: 22 (July 30, 1956)
 Born: Toronto, Ontario
 Shoots: Left
 Acquired: 1976 Amateur Draft (4th round)



Season	Club	League	GP	Regular Season				Playoffs					
				MP	GA	SO	AVG	GP	MP	GA	SO	AVG	
1976-77	Columbus	IHL	31	1596	105	1	3.95	-	-	-	-	-	-
1977-78	Flint	IHL	1	60	3	0	3.00	-	-	-	-	-	-
1977-78	Pittsburgh	NHL	1	13	3	0	13.85	-	-	-	-	-	-
	NHL Totals		1	13	3	0	13.85	-	-	-	-	-	-
	PGH Totals		1	13	3	0	13.85	-	-	-	-	-	-

STU YOUNGER

Left Wing 6'1" 195 lbs.

Age: 23 (May 16, 1955)

Born: Calgary, Alberta

Shoots: Left

Acquired: 1975 Amateur Draft (4th round)



Season	Club	League	GP	Regular Season				Playoffs					
				G	A	PTS	PIM	GP	G	A	PTS	PIM	
1976-77	Michigan Tech	WCHA	37	19	17	36	83	-	-	-	-	-	-
1977-78	Grand Rapids Rapids	IHL	74	24	24	48	110	-	-	-	-	-	-
NHL Totals			No Professional Record										
PGH Totals													

DUNC WILSON

Goaltender 5'11" 175 lbs.

Age: 30 (March 22, 1948)

Born: Toronto, Ontario

Shoots: Left

Acquired: Trade with NY Rangers in 1976



Season	Club	League	GP	Regular Season				Playoffs					
				MP	GA	SO	AVG	GP	MP	GA	SO	AVG	
1965-66	Niagara Falls	OHA	22	-	82	1	3.59	-	-	-	-	-	-
1967-67	Niagara Falls	OHA	14	-	62	0	4.59	-	-	-	-	-	-
	Peterborough												
1967-68	Oshawa	OHA	30	-	159	1	5.30	-	-	-	-	-	-
1968-69	Quebec	AHL	37	1814	98	0	3.24	15	835	38	0	2.73	
1969-70	Philadelphia	NHL	1	60	3	0	3.00	-	-	-	-	-	-
1969-70	Quebec	AHL	57	3288	191	2	3.49	4	272	10	0	2.20	
1970-71	Vancouver	NHL	35	1791	128	0	4.28	-	-	-	-	-	-
1971-72	Vancouver	NHL	53	2870	173	1	3.61	-	-	-	-	-	-
1972-73	Vancouver	NHL	43	2423	159	1	3.94	-	-	-	-	-	-
1973-74	Toronto	NHL	24	1412	68	1	2.89	-	-	-	-	-	-
1974-75	Toronto	NHL	25	1393	86	0	3.70	-	-	-	-	-	-
1974-75	NY Rangers	NHL	3	180	13	0	4.33	-	-	-	-	-	-
1975-76	NY Rangers	NHL	20	1080	76	0	4.22	-	-	-	-	-	-
1975-76	Baltimore	AHL	6	325	15	1	2.77	-	-	-	-	-	-
1976-77	Pittsburgh	NHL	45	2627	129	5	2.95	-	-	-	-	-	-
1977-78	Pittsburgh	NHL	21	1180	95	0	4.83	-	-	-	-	-	-
NHL Totals			270	15016	940	8	3.75	-	-	-	-	-	-
PGH Totals			66	3807	224	5	3.53	-	-	-	-	-	-

Drafted by VANCOUVER from PHILADELPHIA in Expansion Draft, June 10, 1970 . . . Traded to TORONTO by VANCOUVER for Larry McIntre and Murray Heatley, May 19, 1973 . . . Claimed on waivers by NY RANGERS from Toronto, February 14, 1975 . . . Traded to PITTSBURGH by NY RANGERS for cash and other considerations, October 8, 1976.

PENGUINS AMATEUR DRAFT CHOICES

1969 AMATEUR DRAFT			4. Mario Faubert	D	62
Rd.	Player	Pos. Choice	5. Bruce Aberhart	G	80
1.	Rick Kessell	C 15	6. William Schneider	LW	98
2.	Michel Briere	C 26	7. Robbie Laird	LW	116
3.	Yvon Labre	D 38	8. Larry Finck	D	133
4.	Rusty Patenaude	RW 50	9. Jim Chicoyne	D	150
5.	Paul Hoganson	G 62	10. Rick Uhrich	RW	166
1970 AMATEUR DRAFT			11. Serge Gamelin	RW	181
1.	Greg Polis	LW 7	12. Richard Perron	D	195
2.	John Stewart	LW 21	13. Richard Hindmarch		
3.	Larry Bignell	D 35		RW	206
4.	Connie Forey	LW 49	14. William Davis	D	216
5.	Steve Cardwell	LW 63	15. J.D. Mathers	D	223
6.	Bob Fitchener	C 77	1975 AMATEUR DRAFT		
7.	Jim Pearson	D 90	1. Gordon Laxton	G	13
8.	Cam Newton	G 112	2. Russ Anderson	D	31
9.	Ron Lemieux	RW 120	3. Paul Baxter	D	49
1971 AMATEUR DRAFT			4. Stu Younger	LW	67
1.	Traded to St. Louis for Ron Schock		5. Kim Clackson	D	85
2.	Brian McKenzie	C 18	6. Peter Morris	LW	103
3.	Joe Norris	D 32	7. Mike Will	C	121
4.	Gerry Methe	D 46	8. Tapio Levo	D	139
5.	Dave Murphy	G 60	9. Bryon Shutt	LW	155
6.	Ian Williams	RW 74	10. Frank Salive	G	170
7.	Doug Elliott	D 88	11. John Glynn	D	185
1972 AMATEUR DRAFT			12. Lex Hudson	D	196
1.	Traded to Minnesota for Bob Woytowich		13. Dan Tsubouchi	RW	202
2.	Jack Lynch	D 24	14. Bronislav Stankovsky		
3.	Bernie Lukowich	LW 30		LW	206
4.	Denis Herron	G 40	15. Kelly Secord	RW	217
5.	Ron Lalonde	C 56	1976 AMATEUR DRAFT		
6.	Brian Walker	C 72	1. Blair Chapman	RW	2
7.	Jeff Ablett	LW 88	2. Greg Malone	C	19
8.	D'Arcy Keating	D 104	3. Peter Marsh	RW	29
9.	Yves Bergeron	RW 120	4. Morris Lukowich	LW	47
10.	Jay Babcock	LW 136	5. Greg Redquest	G	65
	Don Atchison	G 149	6. Brendan Lowe	D	83
			7. Vic Sirko	D	101
1973 AMATEUR DRAFT			1977 AMATEUR DRAFT		
1.	Blaine Stoughton	RW 7	1. Traded to Toronto for Rick Kehoe		
2.	Wayne Bianchin	LW 23	2. Jim Hamilton	LW	30
3.	Colin Campbell	D 27	3. Kim Davis	LW	48
4.	Traded to Detroit for Andy Brown		4. Mark Johnson	C	66
5.	Dennis Owchar	D 55	5. Traded to Los Angeles for Mike Corrigan		
6.	Guido Tenesi	D 71	6. Greg Millen	G	102
7.	Don Seiling	LW 87	1978 AMATEUR DRAFT		
8.	Terry Ewasiuk	LW 103	1. Traded to Philadelphia for Tom Bladon, Orest Kindrachuk, & Ross Lonsberry		
9.	Fred Comrie	C 119	2. Mike Meeker	RW	25
10.	Gord Lane	D 134	3. Traded to Montreal for Don Awrey		
11.	Randy Aimoe	D 150	4. Shane Pearsall	LW	61
	Don McLeod	C 164	5. Rob Garner	C	75
1974 AMATEUR DRAFT					
1.	Pierre Larouche	C 8			
2.	Jacques Cossette	RW 27			
3.	Traded to Detroit for Nelson Debenadet				

1977-78 NHL SCORING LEADERS

NAME – TEAM	GP	G	A	PTS
Guy Lafleur, Montreal	78	60	72	132
Bryan Trottier, NY Islanders	77	46	77	123
Darryl Sittler, Toronto	80	45	72	117
Jacques Lemaire, Montreal	76	36	61	97
Denis Potvin, NY Islanders	80	30	64	94
Mike Bossy, NY Islanders	73	53	38	91
Terry O'Reilly, Boston	77	29	61	90
Gilbert Perreault, Buffalo	79	41	48	89
Bobby Clarke, Philadelphia	71	21	68	89
Lanny McDonald, Toronto	74	47	40	87
Wilf Paiement, Colorado	80	31	56	87
Steve Shutt, Montreal	80	49	37	86
Clark Gillies, NY Islanders	80	35	50	85
Jean Ratelle, Boston	80	25	59	84
Phil Esposito, NY Rangers	79	38	43	81
Peter McNab, Boston	79	41	39	80
Ivan Boldirev, Chicago	80	35	45	80
Marcel Dionne, Los Angeles	70	36	43	79
Brad Park, Boston	80	22	57	79
Danny Gare, Buffalo	69	39	38	77
Borje Salming, Toronto	80	16	60	76
Pat Hickey, NY Rangers	80	40	33	73
Guy Charron, Washington	80	38	35	73
Butch Goring, Los Angeles	80	37	36	73
Rene Robert, Buffalo	67	25	48	73

LEAGUE LEADERS

Goals	Guy Lafleur, Montreal	60
Assists	Bryan Trottier, NY Islanders	77
Points	Guy Lafleur, Montreal	132
Penalty Minutes	Dave Schultz, Pittsburgh	405
Power Play Goals	Mike Bossy, NY Islanders	25
Shorthanded Goals	Craig Ramsay, Buffalo	5
Winning Goals	Guy Lafleur, Montreal	12
Goals Against Avg.	Ken Dryden, Montreal	2.05
Shutouts	Bernie Parent, Philadelphia	7

1977-78 SCORING REGULAR SEASON

	GP	G	A	PTS	PIM
Jean Pronovost	79	40	25	65	50
Pete Mahovlich	57	25	36	61	37
Greg Malone	78	18	43	61	80
Gene Carr	70	17	37	54	76
Rick Kehoe	70	29	21	50	10
Blair Chapman	75	24	20	44	37
Tom Edur	58	5	38	43	18
Dave Schultz	66	9	25	34	378
Wayne Bianchin	61	20	13	33	40
Brian Spencer	79	9	11	20	81
Mike Corrigan	25	8	12	20	10
Ron Stackhouse	50	5	15	20	36
Dave Burrows	67	4	15	19	24
Pete Lee	60	5	13	18	19
Russ Anderson	74	2	16	18	150
Lowell MacDonald	19	5	8	13	2
John Flesch	29	7	5	12	19
Bob Paradise	64	2	10	12	53
Pierre Larouche	20	6	5	11	0
Dennis Owchar	22	2	8	10	23
Colin Campbell	55	1	9	10	103
Tom Cassidy	26	3	4	7	15
Syl Apps	9	0	7	7	0
Jim Hamilton	25	2	4	6	2
Mario Faubert	18	0	6	6	11
Derek Sanderson	13	3	1	4	0
Jacques Cossette	19	1	2	3	4
Hartland Monahan	7	2	0	2	2
Lew Morrison	8	0	2	2	0
Dunc Wilson	21	0	1	1	0
Denis Herron	60	0	1	1	6
Greg Redquest	1	0	0	0	0
Kim Davis	1	0	0	0	0
Gordie Laxton	2	0	0	0	0
Tom Price	10	0	0	0	0
Bench					14
TOTAL	80	254	413	667	1300

GOALIES

	GP	MP	GF	GA	ENG	SO	AVG	W-L-T
Denis Herron	60	3534	187	210	4	0	3.57	20-25-15
Dunc Wilson	21	1180	62	95	0	0	4.83	5-11-3
Gordie Laxton	2	73	5	9	0	0	7.40	0-1-0
Greg Redquest	1	13	0	3	0	0	13.85	0-0-0
TOTAL	80	4800	254	317	4	0	4.01	25-37-18

(321)

1977-78 INDIVIDUAL SCORING BREAKDOWN

NAME	WG	TG	GF	PPG	SHG	H	A	1H	2H	TOT
Russ Anderson	1	0	0	0	0	1	1	1	1	2
Wayne Bianchin	2	1	3	3	1	14	6	11	9	20
Dave Burrows	1	1	0	0	0	3	1	2	2	4
Colin Campbell	1	0	0	1	0	1	0	1	0	1
Gene Carr	2	2	2	4	0	12	5	9	8	17
Tom Cassidy	0	0	0	0	0	0	3	1	2	3
Blair Chapman	2	1	2	4	0	10	14	11	13	24
Mike Corrigan	0	0	0	0	0	7	1	8	0	8
Jacques Cossette	0	0	0	1	0	1	0	1	0	1
Tom Edur	1	0	1	2	0	1	4	1	4	5
John Flesch	2	2	0	0	0	3	4	0	7	7
Jim Hamilton	0	0	0	0	0	0	0	0	2	2
Rick Kehoe	2	3*	4	7	0	14	15	13	16	29
Pierre Larouche	0	1	0	0	0	2	4	6	0	6
Peter Lee	1	0	1	1	0	3	2	3	2	5
Lowell MacDonald	0	2	1	2	0	4	1	5	0	5
Pete Mahovlich	1	1	1	9	2*	16	9	13	12	25
Greg Malone	1	0	5*	2	0	10	8	13	5	18
Hartland Monahan	0	0	1	1	0	1	1	2	0	2
Dennis Owchar	0	0	1	0	0	1	1	2	0	2
Bob Paradise	0	0	0	0	0	2	0	0	2	2
Jean Pronovost	5*	2	5*	12*	2*	24*	16*	18*	22*	40*
Derek Sanderson	0	0	2	1	0	1	2	0	3	3
Dave Schultz	1	0	1	0	0	3	6	4	5	9
Brian Spencer	1	2	0	0	0	4	5	6	3	9
Ron Stackhouse	1	0	1	3	0	4	1	4	1	5
TOTAL	25	18	31	53	5	143	111	135	119	254

*Denotes Leader in Category

Key to Abbreviations:

WG – Goals; TG – Typing Goals; GF – First Goal of Game;

PPG – Power Play Goals; SHG – Shorthanded Goals; H – Home Goals;

1H – First Half of Season; 2H – Second Half of Season;

TOT – Total Goals

PITTSBURGH CAREER SCORING – ELEVEN YEARS

NAME	GP	G	A	PTS	PIM
1. Jean Pronovost	753	316	287	603	306
2. Syl Apps	495	151	349	500	241
3. Ron Schock	619	124	280	404	201
4. Lowell MacDonald	328	140	166	306	60
5. Pierre Larouche	240	119	134	253	99
6. Rick Kehoe	297	120	126	246	48
7. Ken Schinkel	371	93	143	236	86
8. Ron Stackhouse	318	42	169	211	269
9. Bryan Hextall	335	71	115	186	498
10. Greg Polis	256	88	70	158	146
11. Bob Kelly	250	69	85	154	462
12. Keith McCreary	292	82	59	141	199
13. Vic Hadfield	163	61	79	140	118
14. Al McDonough	152	56	74	130	46
15. Dave Burrows	520	24	106	130	273
16. Val Fonteyne	349	39	82	121	4
17. Duane Rupp	265	21	83	104	170
18. Andy Bathgate	150	35	68	103	89
19. Nick Harbaruk	308	40	61	101	257
20. Wayne Bianchin	225	61	37	98	110
21. Greg Malone	144	36	62	98	123
22. Wally Boyer	203	32	62	94	81
23. Bob Woytowich	248	22	71	93	151
24. Dean Prentice	144	47	42	89	32
25. Chuck Arnason	149	46	40	86	50
26. Blair Chapman	155	38	43	81	53
27. Darryl Edestrand	158	25	47	72	140
28. Dennis Owchar	168	18	49	67	146
29. Bryan Watson	304	8	57	65	871
30. Pete Mahovlich	57	25	36	61	37
31. Mike Corrigan	98	22	39	61	46
32. Barry Wilkins	133	5	56	61	203
33. Earl Ingarfield	90	23	37	60	16
34. Gene Ubriaco	114	33	26	59	30
35. Eddie Shack	87	30	29	59	96
36. Gene Carr	70	17	37	54	76
37. Noel Price	143	8	45	53	109
38. Charlie Burns	76	13	38	51	22
39. Dunc McCallum	185	14	35	49	228
40. Colin Campbell	178	12	34	46	380
41. Billy Dea	139	26	20	46	12
42. Paul Andrea	90	18	27	45	4
43. Michel Briere	76	12	32	44	20
44. Ab McDonald	74	22	21	43	38
45. Tom Edur	58	5	38	43	18
46. Leo Boivin	114	14	26	40	100
47. Bob Paradise	189	7	32	39	205
48. Glen Sather	122	20	17	37	210

49. Lou Angotti	71	17	20	37	36	100. Jacques Cossette	26	1	4	5	13
50. Art Stratton	58	16	21	37	16	101. Robin Burns	41	0	5	5	32
51. Stan Gilbertson	115	19	17	36	19	102. Derek Sanderson	13	3	1	4	0
52. Bob McManama	99	11	25	36	28	103. Mike McMahon	12	1	3	4	19
53. Dave Schultz	66	9	25	34	378	104. Jim Wiley	26	0	4	4	2
54. Bob Leiter	78	14	17	31	18	105. Dick Mattisussi	44	0	4	4	32
55. Russ Anderson	140	4	27	31	231	106. Jim Shires	18	1	2	3	2
56. Ron Lalonde	108	10	20	30	16	107. Larry Bignell	20	0	3	3	2
57. Jim Morrison	132	5	25	30	72	108. Ron Jones	25	0	3	3	15
58. Mario Faubert	96	4	25	29	59	109. Michel Plasse	75	0	3	3	24
59. Steve Durbano	66	4	23	27	309	110. Denis Herron	120	0	3	3	10
60. Jack Lynch	64	1	25	26	61	111. Billy Hicke	12	2	0	2	6
61. Lew Morrison	214	13	13	26	12	112. Brian McKenzie	6	1	1	2	4
62. Jean Guy Lagace	106	4	20	24	119	113. Doug Barrie	8	1	1	2	8
63. Ab DeMarco	42	9	13	22	8	114. Garry Swain	9	1	1	2	0
64. Billy Speer	102	4	17	21	71	115. Ed Gilbert	45	1	1	2	0
65. Steve Cardwell	53	9	11	20	35	116. Hartland Monahan	7	2	0	2	2
66. Brian Spencer	79	9	11	20	81	117. Tom Price	17	0	2	2	4
67. Bob Blackburn	124	8	12	20	105	118. John Arbour	17	0	2	2	35
68. Billy Harris	55	7	13	20	8	119. Dunc Wilson	66	0	2	2	21
69. Rick Kessell	83	2	18	20	4	120. Gary Inness	100	0	2	2	4
70. Bernie Lukowich	53	9	10	19	32	121. Mel Pearson	2	0	1	1	0
71. Bob Dillabough	61	7	12	19	20	122. Roy Edwards	15	0	1	1	0
72. Rene Robert	49	7	11	18	42	123. Cam Newtown	16	0	1	1	6
73. Pete Laframboise	35	5	13	18	8	124. Jim Rutherford	115	0	1	1	18
74. Peter Lee	60	5	13	18	19	125. Les Binkley	196	0	1	1	2
75. Simon Nolet	39	9	8	17	2	126. Kim Davis	1	0	0	0	0
76. Bob Rivard	27	5	12	17	4	127. Marv Edwards	1	0	0	0	0
77. Tracy Pratt	83	5	12	17	158	128. Greg Redquest	1	0	0	0	0
78. Ted Snell	55	4	12	16	8	129. Paul Hoganson	2	0	0	0	0
79. Nick Beverley	67	2	14	16	21	130. Bob Taylor	2	0	0	0	0
80. George Konik	52	7	8	15	26	131. Yves Bergerson	3	0	0	0	0
81. Rod Zaine	37	8	5	13	21	132. Steve Lyon	3	0	0	0	2
82. John Stewart	40	4	9	13	32	133. Bob Stumpf	3	0	0	0	4
83. Don Awrey	79	1	12	13	40	134. Bill Lecaine	4	0	0	0	0
84. John Flesch	29	7	5	12	19	135. Ted Lanyon	5	0	0	0	4
85. Al MacNeil	74	2	10	12	58	136. Bob Johnson	12	0	0	0	6
86. Blaine Stoughton	34	5	6	11	8	137. Hank Nowak	13	0	0	0	11
87. Wayne Hicks	15	4	7	11	2	138. Gordie Laxton	16	0	0	0	0
88. Tim Horton	44	2	9	11	40	139. Hank Bassen	25	0	0	0	8
89. Nelson Debenedet	31	6	3	9	11	140. Joe Daley	38	0	0	0	2
90. Sheldon Kannegiesser	75	2	6	8	76	141. Andy Brown	45	0	0	0	62
91. George Swarbrick	31	1	7	8	36	142. Al Smith	93	0	0	0	61
92. Ed Van Impe	22	0	8	8	22	143. Bench					94
93. Tom Cassidy	26	3	4	7	15						
94. Joe Noris	35	2	5	7	20						
95. Harvey Bennett	32	3	3	6	53						
96. Jim Hamilton	25	2	4	6	2						
97. Kelly Pratt	22	0	6	6	15						
98. Ron Snell	7	3	2	5	6						
99. Yvon Labre	37	2	3	5	32						
						TOTAL	858	2665	4360	7025	10,226

ALL TIME GOALTENDING 1967-78

NAME	GP	MP	GA	ENG	SO	AVG	SAVES	W-L-T
Roy Edwards	15	847	36	2	0	2.55	355	2-8-4
Hank Bassen	25	1,299	62	2	1	2.86	616	7-10-3
Marv Edwards	1	60	3	0	0	3.00	30	0-1-0
Al Smith	91	5,027	257	3	4	3.07	2,282	24-42-17
Les Binkley	196	11,046	574	8	11	3.12	5,031	58-94-34
Jim Rutherford	115	6,252	327	6	4	3.14	2,917	44-49-14
Joe Daley	38	2,143	113	3	2	3.16	1,094	11-18-6
Gary Inness	100	5,366	299	6	2	3.34	2,592	39-37-13
Denis Herron	120	6,789	388	6	3	3.43	3,488	43-47-22
Dunc Wilson	66	3,807	224	1	5	3.53	1,750	23-30-11
Michel Plasse	75	4,190	251	1	2	3.59	2,013	33-24-14
Cam Newton	16	814	51	2	0	3.76	361	4-7-1
Andy Brown	45	2,476	156	0	1	3.78	1,126	16-20-6
Bob Johnson	12	476	40	0	0	5.04	237	3-4-1
Gordie Laxton	16	740	66	2	0	5.35	340	4-8-0
Bob Taylor	2	78	7	1	0	5.38	41	0-1-0
Paul Hoganson	2	57	7	0	0	7.37	21	0-1-0
Greg Redquest	1	13	3	0	0	13.85	2	0-0-0
TOTAL	858	51,480	2,864	43	35	3.39	24,296	311-401-146

(2907)

SEASON LEADERS

SEASON	GOALS	ASSISTS	POINTS	PENALTY MINUTES
1977-78	Jean Pronovost Rick Kehoe	40 29	Greg Malone Tom Edur	Dave Schultz Russ Anderson
1976-77	Jean Pronovost Rick Kehoe	33 30	Syl Apps Pierre Larouche Ron Stackhouse	Bob Kelly Russ Anderson
1975-76	Pierre Larouche Jean Pronovost	53 52	Syl Apps Ron Stackhouse	Steve Durbano Bob Kelly
1974-75	Jean Pronovost Rick Kehoe	43 32	Ron Schock Syl Apps	Colin Campbell Bob Kelly
1973-74	Jean Pronovost Lowell MacDonald	43 40	Syl Apps Lowell MacDonald	Steve Durbano Bryan Watson
1972-73	Al McDonough Lowell MacDonald	35 34	Syl Apps Al McDonough Lowell MacDonald	Bryan Watson Bryan Hextall
1971-72	Jean Pronovost Greg Polis	30 30	Syl Apps Ken Schinkel	Bryan Watson Bryan Hextall
1970-71	Jean Pronovost Dean Prentice Keith McCreary	21 21 21	Bryan Hextall Wally Boyer	Bryan Hextall Bryan Watson
1969-70	Dean Prentice Ken Schinkel Jean Pronovost	26 20 20	Michel Briere Three players	Bryan Watson Tracy Pratt
1968-69	Keith McCreary Ken Schinkel	25 18	Charlie Burns Ken Schinkel	Dunc McCallum Bob Woytowich
1967-68	Ab McDonald Andy Bathgate	22 20	Andy Bathgate Val Footeyne	Leo Boivin Al MacNeil

ALL TIME LEADERS

GAMES		GOALS	
Jean Pronovost	753	Jean Pronovost	316
Ron Schock	619	Syl Apps	151
Dave Burrows	520	Lowell MacDonald	140
Syl Apps	495	Ron Schock	124
Ken Schinkel	371	Rick Kehoe	120
Val Fonteyne	349	Pierre Larouche	119
Bryan Hextall	335	Ken Schinkel	93
Lowell MacDonald	328	Greg Polis	88
Ron Stackhouse	318	Keith McCreary	82
Nick Harbaruk	308	Bryan Hextall	71
Bryan Watson	304	Bob Kelly	69
Rick Kehoe	297	Vic Hadfield	61
Keith McCreary	292	Wayne Bianchin	61
Duane Rupp	265	Al McDonough	56
Greg Polis	256	Dean Prentice	47
Bob Kelly	250	Chuck Arnason	46

PENALTY MINUTES		POINTS	
Bryan Watson	871	Jean Pronovost ✓	603
Bryan Hextall	498	Syl Apps	500
Bob Kelly	462	Ron Schock ✓	404
Colin Campbell	380	Lowell MacDonald ✓	306
Dave Schultz	378	Pierre Larouche ✓	253
Steve Durbano	309	Rick Kehoe	246
Jean Pronovost	306	Ken Schinkel	236
Dave Burrows	273	Ron Stackhouse	211
Ron Stackhouse	269	Bryan Hextall	186
Nick Harbaruk	257	Greg Polis	158
Syl Apps	241	Bob Kelly	154
Russ Anderson	231	Keith McCreary	141
Dunc McCallum	228	Vic Hadfield	140
Glen Sather	210	Al McDonough	130
Bob Paradise	205	Dave Burrows	130
Barry Wilkins	203	Val Fonteyne	121
Ron Schock	201	Duane Rupp	104
		Andy Bathgate	103
		Nick Harbaruk	101

ASSISTS	
Syl Apps	349
Jean Pronovost	287
Ron Schock	280
Ron Stackhouse	169
Lowell MacDonald	166
Ken Schinkel	143
Pierre Larouche	134
Rick Kehoe	126
Bryan Hextall	115
Dave Burrows	106
Bob Kelly	85
Duane Rupp	83
Val Fonteyne	82
Vic Hadfield	79
Al McDonough	74

BEST SEASONS

GOALS — ONE SEASON

Pierre Larouche	53 (1975-76)
Jean Pronovost	52 (1975-76)
Lowell MacDonald	43 (1973-74)
Jean Pronovost	43 (1974-75)
Jean Pronovost	40 (1973-74)
Jean Pronovost	40 (1977-78)
Al McDonough	35 (1972-73)
Lowell MacDonald	34 (1972-73)
Jean Pronovost	33 (1976-77)
Rick Kehoe	32 (1974-75)
Syl Apps	32 (1975-76)
Vic Hadfield	31 (1974-75)
Pierre Larouche	31 (1974-75)
Jean Pronovost	30 (1971-72)
Greg Polis	30 (1971-72)
Vic Hadfield	30 (1975-76)
Rick Kehoe	30 (1976-77)

ASSISTS — ONE SEASON

Syl Apps	67 (1975-76)
Ron Schock	63 (1974-75)
Syl Apps	61 (1973-74)
Ron Stackhouse	60 (1975-76)
Pierre Larouche	58 (1975-76)
Syl Apps	56 (1972-73)
Syl Apps	55 (1974-75)
Jean Pronovost	52 (1975-76)
Rick Kehoe	47 (1975-76)
Ron Stackhouse	45 (1974-75)
Syl Apps	44 (1971-72)
Ron Schock	44 (1975-76)
Lowell MacDonald	43 (1975-76)
Syl Apps	43 (1976-77)
Greg Malone	43 (1977-78)

POINTS — ONE SEASON

Pierre Larouche	111 (1975-76)
Jean Pronovost	104 (1975-76)
Syl Apps	99 (1975-76)
Ron Schock	86 (1974-75)
Syl Apps	85 (1972-73)
Syl Apps	85 (1973-74)
Lowell MacDonald	82 (1973-74)
Syl Apps	79 (1974-75)
Al McDonough	76 (1972-73)
Rick Kehoe	76 (1975-76)
Lowell MacDonald	75 (1972-73)
Jean Pronovost	75 (1974-75)
Vic Hadfield	73 (1974-75)
Lowell MacDonald	73 (1975-76)
Jean Pronovost	72 (1973-74)

PENALTY MINUTES — ONE SEASON

Dave Schultz	378 (1977-78)
Bryan Watson	212 (1971-72)
Bryan Watson	189 (1969-70)
Bryan Watson	179 (1972-73)
Colin Campbell	172 (1974-75)
Russ Anderson	150 (1977-78)
Steve Durbano	161 (1975-76)
Bob Kelly	149 (1975-76)
Steve Durbano	138 (1973-74)
Bryan Watson	137 (1973-74)
Bryan Hextall	133 (1970-71)
Bryan Hextall	126 (1971-72)
Tracy Pratt	124 (1969-70)
Bob Kelly	120 (1974-75)
Bryan Watson	119 (1970-71)

1977-78 GAME-BY-GAME RESULTS

GAME	DAY	DATE	OPPONENT	RESULT	SCORE	W-L-T	GF-GA
1.	Wed.	Oct. 12	ST. LOUIS	W	4-2	1-0-0	4-2
2.	Fri.	Oct. 14	Washington	L	1-2	1-1-0	5-4
3.	Sat.	Oct. 15	PHILADELPHIA	L	2-8	1-2-0	7-12
4.	Wed.	Oct. 19	NY Rangers	T	3-3	1-2-1	10-15
5.	Thu.	Oct. 20	Philadelphia	L	0-11	1-3-1	10-26
6.	Sat.	Oct. 22	ATLANTA	W	5-2	2-3-1	15-28
7.	Sun.	Oct. 23	Cleveland	W	3-2	3-3-1	18-30
8.	Wed.	Oct. 26	DETROIT	L	3-4	3-4-1	21-34
9.	Sat.	Oct. 29	BOSTON	L	3-5	3-5-1	24-39
10.	Wed.	Nov. 2	Detroit	L	1-3	3-6-1	25-42
11.	Fri.	Nov. 4	Atlanta	L	2-5	3-7-1	27-47
12.	Sat.	Nov. 5	NY Islanders	L	3-4	3-8-1	30-51
13.	Wed.	Nov. 9	CLEVELAND	W	5-3	4-8-1	35-54
14.	Sat.	Nov. 12	CHICAGO	W	7-4	5-8-1	42-58
15.	Sun.	Nov. 13	Buffalo	T	3-3	5-8-2	45-61
16.	Wed.	Nov. 16	Minnesota	L	4-7	5-9-2	49-68
17.	Sat.	Nov. 19	NY RANGERS	T	5-5	5-9-3	54-73
18.	Tue.	Nov. 22	Vancouver	T	3-3	5-9-4	57-76
19.	Thu.	Nov. 24	Los Angeles	L	3-5	5-10-4	60-81
20.	Sat.	Nov. 26	NY ISLANDERS	W	5-2	6-10-4	65-83
21.	Tue.	Nov. 29	Montreal	L	1-9	6-11-4	66-92
22.	Wed.	Nov. 30	DETROIT	W	6-4	7-11-4	72-96
23.	Sat.	Dec. 3	BUFFALO	T	4-4	7-11-5	76-100
24.	Sun.	Dec. 4	Washington	W	4-2	8-11-5	80-102
25.	Tue.	Dec. 6	Colorado	T	3-3	8-11-6	83-105
26.	Thu.	Dec. 8	LOS ANGELES	L	3-5	8-12-6	86-110
27.	Sat.	Dec. 10	Boston	L	2-6	8-13-6	88-116
28.	Sun.	Dec. 11	ATLANTA	L	1-5	8-14-6	89-121
29.	Wed.	Dec. 14	St. Louis	L	2-3	8-15-6	91-124
30.	Sat.	Dec. 17	MONTREAL	W	5-3	9-15-6	96-127
31.	Thu.	Dec. 22	Buffalo	T	3-3	9-15-7	99-130
32.	Fri.	Dec. 23	TORONTO	L	2-6	9-16-7	101-136
33.	Mon.	Dec. 26	Toronto	W	5-4	10-16-7	106-140
34.	Wed.	Dec. 28	WASHINGTON	T	2-2	10-16-8	108-142
35.	Thu.	Dec. 29	Montreal	L	3-4	10-17-8	111-146
36.	Sat.	Dec. 31	CLEVELAND	W	6-3	11-17-8	117-149
37.	Mon.	Jan. 2	Washington	T	2-3	11-18-8	119-152
38.	Wed.	Jan. 4	VANCOUVER	W	8-3	12-18-8	127-155
39.	Sat.	Jan. 7	LOS ANGELES	T	3-3	12-18-9	130-158
40.	Mon.	Jan. 9	NY Rangers	W	5-3	13-18-9	135-161
41.	Wed.	Jan. 11	MONTREAL	L	6-8	13-19-9	141-169
42.	Thu.	Jan. 12	Philadelphia	T	4-4	13-19-10	145-173
43.	Sat.	Jan. 14	CLEVELAND	W	4-2	14-19-10	149-175
44.	Wed.	Jan. 18	Atlanta	L	0-1	14-20-10	149-176
45.	Sat.	Jan. 21	WASHINGTON	L	2-5	14-21-10	151-181
46.	Sun.	Jan. 22	NY RANGERS	W	3-1	15-21-10	154-182
47.	Sat.	Jan. 28	BUFFALO	T	3-3	15-21-11	157-185
48.	Sun.	Jan. 29	Boston	L	2-8	15-22-11	159-193
49.	Tue.	Jan. 31	Detroit	W	5-3	16-22-11	164-196
50.	Wed.	Feb. 1	MINNESOTA	W	6-1	17-22-11	170-197
51.	Sat.	Feb. 4	BOSTON	L	1-8	17-23-11	171-205
52.	Tue.	Feb. 7	Colorado	W	4-2	18-23-11	175-207
53.	Sat.	Feb. 11	Los Angeles	T	3-3	18-23-12	178-210
54.	Tue.	Feb. 14	CHICAGO	W	2-1	19-23-12	180-211
55.	Sat.	Feb. 18	LOS ANGELES	T	1-1	19-23-13	181-212
56.	Sun.	Feb. 19	Chicago	T	2-2	19-23-14	183-214
57.	Tue.	Feb. 21	St. Louis	W	5-4	20-23-14	188-218
58.	Wed.	Feb. 22	ST. LOUIS	T	2-2	20-23-15	190-220
59.	Sat.	Feb. 25	PHILADELPHIA	L	1-3	20-24-15	191-223
60.	Sun.	Feb. 26	Buffalo	T	4-4	20-24-16	195-227
61.	Wed.	Mar. 1	MONTREAL	L	2-5	20-25-16	197-232
62.	Sat.	Mar. 4	NY Islanders	L	3-6	20-26-16	200-238
63.	Sat.	Mar. 5	NY ISLANDERS	T	3-3	20-26-17	203-241
64.	Wed.	Mar. 8	COLORADO	W	5-3	21-26-17	208-244
65.	Sat.	Mar. 11	VANCOUVER	L	1-3	21-27-17	209-247
66.	Sun.	Mar. 12	TORONTO	L	1-7	21-28-17	210-254
67.	Tue.	Mar. 14	Los Angeles	L	2-4	21-29-17	212-258
68.	Wed.	Mar. 15	Vancouver	L	4-7	21-30-17	216-265
69.	Sat.	Mar. 18	Toronto	W	3-2	22-30-17	219-267
70.	Sun.	Mar. 19	Chicago	L	1-9	22-31-17	220-276
71.	Tue.	Mar. 21	Minnesota	L	1-7	22-32-17	221-283
72.	Wed.	Mar. 22	COLORADO	L	2-5	22-33-17	223-288
73.	Sat.	Mar. 25	DETROIT	T	2-2	22-33-18	225-290
74.	Wed.	Mar. 29	Montreal	L	2-6	22-34-18	227-296
75.	Thu.	Mar. 30	Boston	L	3-6	22-35-18	230-302
76.	Sun.	Apr. 2	TORONTO	W	6-3	23-35-18	236-305
77.	Wed.	Apr. 5	MINNESOTA	W	7-2	24-35-18	243-307
78.	Thu.	Apr. 6	Detroit	L	4-6	24-36-18	247-313
79.	Sat.	Apr. 8	WASHINGTON	L	4-6	24-37-18	251-319
80.	Sun.	Apr. 9	Cleveland	W	3-2	25-37-18	254-321

1977-78 GAME-BY-GAME HOME RESULTS

GAME	DAY	DATE	OPPONENT	RESULT	SCORE	W-L-T	GF-GA
1.	Wed.	Oct. 12	St. Louis	W	4-2	1-0-0	4-2
2.	Sat.	Oct. 14	Philadelphia	L	2-8	1-1-0	6-10
3.	Sat.	Oct. 22	Atlanta	W	5-2	2-1-0	11-12
4.	Wed.	Oct. 26	Detroit	L	3-4	2-2-0	14-16
5.	Sat.	Oct. 29	Boston	L	3-5	2-3-0	17-21
6.	Wed.	Nov. 9	Cleveland	W	5-3	3-3-0	22-24
7.	Sat.	Nov. 12	Chicago	W	7-4	4-3-0	29-28
8.	Sat.	Nov. 19	NY Rangers	T	5-5	4-3-1	34-33
9.	Sat.	Nov. 26	NY Islanders	W	5-2	5-3-1	39-35
10.	Wed.	Nov. 30	Detroit	W	6-4	6-3-1	45-39
11.	Sat.	Dec. 3	Buffalo	T	4-4	6-3-2	49-43
12.	Thurs.	Dec. 8	Los Angeles	L	3-5	6-4-2	52-48
13.	Sun.	Dec. 11	Atlanta	L	1-5	6-5-2	53-53
14.	Sat.	Dec. 17	Montreal	W	5-3	7-5-2	58-56
15.	Fri.	Dec. 23	Toronto	L	2-6	7-6-2	60-62
16.	Wed.	Dec. 28	Washington	T	2-2	7-6-3	62-64
17.	Sat.	Dec. 31	Cleveland	W	6-3	8-6-3	68-67
18.	Wed.	Jan. 4	Vancouver	W	8-3	9-6-3	76-70
19.	Sat.	Jan. 7	Los Angeles	T	3-3	9-6-4	79-73
20.	Wed.	Jan. 11	Montreal	L	6-8	9-7-4	85-81
21.	Sat.	Jan. 14	Cleveland	W	4-2	10-7-4	89-83
22.	Sat.	Jan. 21	Washington	L	2-5	10-8-4	91-88
23.	Sun.	Jan. 22	NY Rangers	W	3-1	11-8-4	94-89
24.	Sat.	Jan. 28	Buffalo	T	3-3	11-8-5	97-92
25.	Wed.	Feb. 1	Minnesota	W	6-1	12-8-5	103-93
26.	Sat.	Feb. 4	Boston	L	1-8	12-9-5	104-101
27.	Tue.	Feb. 14	Chicago	W	2-1	13-9-5	106-102
28.	Sat.	Feb. 18	Los Angeles	T	1-1	13-9-6	107-103
29.	Wed.	Feb. 22	St. Louis	T	2-2	13-9-7	109-105
30.	Sat.	Feb. 25	Philadelphia	L	1-3	13-10-7	110-108
31.	Wed.	Mar. 1	Montreal	L	2-5	13-11-7	112-113
32.	Sat.	Mar. 5	NY Islanders	T	3-3	13-11-8	115-116
33.	Wed.	Mar. 8	Colorado	W	5-3	14-11-8	120-119
34.	Sat.	Mar. 11	Vancouver	L	1-3	14-12-8	121-122
35.	Sun.	Mar. 12	Toronto	L	1-7	14-13-8	122-129
36.	Wed.	Mar. 22	Colorado	L	2-5	14-14-8	124-134
37.	Sat.	Mar. 25	Detroit	T	2-2	14-14-9	126-136
38.	Sun.	Apr. 2	Toronto	W	6-3	15-14-9	132-139
39.	Wed.	Apr. 5	Minnesota	W	7-2	16-14-9	139-141
40.	Sat.	Apr. 8	Washington	L	4-6	16-15-9	143-147

1977-78 GAME-BY-GAME AWAY RESULTS

GAME	DAY	DATE	OPPONENT	RESULT	SCORE	W-L-T	GF-GA
1.	Fr.	Oct. 14	Washington	L	1-2	0-1-0	1-2
2.	Wed.	Oct. 19	NY Rangers	T	3-3	0-1-1	4-5
3.	Thu.	Oct. 20	Philadelphia	L	0-11	0-2-1	4-16
4.	Sun.	Oct. 23	Cleveland	W	3-2	1-2-1	7-18
5.	Wed.	Nov. 2	Detroit	L	1-3	1-3-1	8-21
6.	Fri.	Nov. 4	Atlanta	L	2-5	1-4-1	10-26
7.	Sat.	Nov. 5	NY Islanders	L	3-4	1-5-1	13-30
8.	Sun.	Nov. 13	Buffalo	T	3-3	1-5-2	16-33
9.	Wed.	Nov. 16	Minnesota	L	4-7	1-6-2	20-40
10.	Tue.	Nov. 22	Vancouver	T	3-3	1-6-3	23-43
11.	Thu.	Nov. 24	Los Angeles	L	3-5	1-7-3	26-48
12.	Tue.	Nov. 29	Montreal	L	1-9	1-8-3	27-57
13.	Sun.	Dec. 4	Washington	W	4-2	2-8-3	31-59
14.	Tue.	Dec. 6	Colorado	T	3-3	2-8-4	34-62
15.	Sat.	Dec. 10	Boston	L	2-6	2-9-4	36-68
16.	Wed.	Dec. 14	St. Louis	L	2-3	2-10-4	38-71
17.	Thu.	Dec. 22	Buffalo	T	3-3	2-10-5	41-74
18.	Mon.	Dec. 26	Toronto	W	5-4	3-10-5	46-78
19.	Thu.	Dec. 29	Montreal	L	3-4	3-11-5	49-82
20.	Mon.	Jan. 2	Washington	L	2-3	3-12-5	51-85
21.	Mon.	Jan. 9	NY Rangers	W	5-3	4-12-5	56-88
22.	Thu.	Jan. 12	Philadelphia	T	4-4	4-12-6	60-92
23.	Wed.	Jan. 18	Atlanta	L	0-1	4-13-6	60-93
24.	Sun.	Jan. 29	Boston	L	2-8	4-14-6	62-101
25.	Tue.	Jan. 31	Detroit	W	5-3	5-14-6	67-104
26.	Tue.	Feb. 7	Colorado	W	4-2	6-14-6	71-106
27.	Sat.	Feb. 11	Los Angeles	T	3-3	6-14-7	74-109
28.	Sun.	Feb. 19	Chicago	T	2-2	6-14-8	76-111
29.	Tue.	Feb. 21	St. Louis	W	5-4	7-14-8	81-115
30.	Sun.	Feb. 26	Buffalo	T	4-4	7-14-9	85-119
31.	Sat.	Mar. 4	NY Islanders	L	3-6	7-15-9	88-125
32.	Tue.	Mar. 14	Los Angeles	L	2-4	7-16-9	90-129
33.	Wed.	Mar. 15	Vancouver	L	4-7	7-17-9	94-136
34.	Sat.	Mar. 18	Toronto	W	3-2	8-17-9	97-138
35.	Sun.	Mar. 19	Chicago	L	1-9	8-18-9	98-147
36.	Tue.	Mar. 21	Minnesota	L	1-7	8-19-9	99-154
37.	Wed.	Mar. 29	Montreal	L	2-6	8-20-9	101-160
38.	Thu.	Mar. 30	Boston	L	3-6	8-21-9	104-166
39.	Thu.	Apr. 6	Detroit	L	4-6	8-22-9	108-172
40.	Sun.	Apr. 9	Cleveland	W	3-2	9-22-9	111-174

1978/79 PITTSBURGH PENGUINS ROSTER

PLAYER	HGT.	WGT.	PLACE OF BIRTH	DATE	1977-78 CLUB	GP	G	A	PTS	PIM
FORWARDS										
Bianchin, Wayne	5'10"	180	Nanaimo, B.C.	9-6-53	Pittsburgh	61	20	13	33	40
Cassidy, Tom	5'11"	180	Blind River, Ont.	3-15-52	Pittsburgh	26	3	4	7	15
Chapman, Blair	6'0"	190	Lloydminster, Sask.	6-13-56	Binghamton (AHL)	40	7	7	14	19
Cossette, Jacques	5'9"	185	Rouyn-Noranda, Que.	6-20-54	Pittsburgh	75	24	20	44	37
Davis, Kim	5'11"	170	Flin Flon, Man.	10-31-57	Pittsburgh	19	1	2	3	4
Ferguson, George	6'0"	195	Trenton, Ont.	8-22-52	Binghamton (AHL)	57	39	28	67	69
Garner, Rob	5'11"	180	Weston, Ont.	8-17-58	Pittsburgh	1	0	0	0	0
Hamilton, Jim	6'0"	180	Barrie, Ont.	1-18-57	Grand Rapids (IHL)	63	28	43	71	191
Kehoe, Rick	5'11"	180	Windsor, Ont.	7-15-51	Toronto	73	7	16	23	37
Kindrachuk, Orest	5'10"	175	Nanton, Alta.	9-14-50	Toronto (OHA)	68	38	35	73	111
Lee, Peter	5'9"	180	Ellesmere, England	1-2-56	Pittsburgh	25	2	4	6	2
Lonsberry, Ross	5'11"	195	Humboldt, Sask.	2-7-47	Binghamton (AHL)	31	4	4	8	19
Mahovlich, Peter	6'5"	210	Timmins, Ont.	10-10-46	Grand Rapids (IHL)	22	7	15	22	12
Malone, Greg	6'0"	190	Fredricton, N.B.	3-8-56	Pittsburgh	70	29	21	50	10
Meeker, Mike	5'11"	195	Kingston, Ont.	2-23-58	Philadelphia	73	17	45	62	128
Pearsall, Shane	5'10"	180	Barrie, Ont.	1-19-58	Pittsburgh	60	5	13	18	19
Schultz, Dave	6'1"	196	Waldheim, Sask.	10-14-49	Nova Scotia (AHL)	23	8	11	19	25
Sheppard, Gregg	5'8"	170	N. Battleford, Sask.	4-23-49	Philadelphia	78	18	30	48	45
Spencer, Brian	5'11"	185	Fort S. James, B.C.	9-3-49	Montreal	17	3	5	8	4
Younger, Stu	6'1"	195	Calgary, Alta.	5-16-55	Pittsburgh	57	25	36	61	37
Sheppard, Gregg	5'8"	170	N. Battleford, Sask.	4-23-49	Pittsburgh	78	18	43	61	80
Spencer, Brian	5'11"	185	Fort S. James, B.C.	9-3-49	Peterborough (OHA)	44	33	36	69	21
Younger, Stu	6'1"	195	Calgary, Alta.	5-16-55	Ottawa (OHA)	67	33	30	63	70
Sheppard, Gregg	5'8"	170	N. Battleford, Sask.	4-23-49	Los Angeles	8	2	0	2	27
Spencer, Brian	5'11"	185	Fort S. James, B.C.	9-3-49	Pittsburgh	66	9	25	34	378
Younger, Stu	6'1"	195	Calgary, Alta.	5-16-55	Grand Rapids (IHL)	74	24	24	48	110
Anderson, Russ	6'3"	210	Minneapolis, Minn.	2-12-55	Pittsburgh	74	2	16	18	150
Bladon, Tom	6'1"	195	Edmonton, Alta.	12-29-52	Philadelphia	79	11	24	35	57
Campbell, Colin	5'9"	190	London, Ont.	1-28-53	Pittsburgh	55	1	9	10	103
Carlyle, Randy	5'10"	200	Sudbury, Ont.	4-19-56	Toronto	49	2	11	13	31
Faubert, Mario	6'1"	175	Valleyfield, Que.	12-2-54	Dallas (CHL)	21	3	14	17	31
Hudson, Lex	6'3"	205	Winnipeg, Man.	12-31-55	Pittsburgh	18	0	6	6	11
Paradise, Bob	6'1"	205	St. Paul, Minn.	4-22-44	Binghamton (AHL)	7	0	3	3	12
Price, Tom	6'1"	190	Toronto, Ont.	7-12-54	Denver U. (NCAA)	40	1	12	13	46
Stackhouse, Ron	6'3"	210	Halliburton, Ont.	8-26-49	Pittsburgh	64	2	10	12	53
Tallon, Dale	6'1"	205	Noranda, Que.	10-19-50	Pittsburgh	10	0	0	0	0
Herron, Denis	5'11"	165	Chambly, Que.	6-18-52	Binghamton (AHL)	31	1	6	7	39
Laxton, Gordie	5'10"	200	Montreal, Que.	3-16-55	Springfield (AHL)	21	0	9	9	23
Millen, Greg	5'9"	160	Toronto, Ont.	6-25-57	Grand Rapids (IHL)	9	1	8	9	30
Redquest, Greg	5'10"	190	Toronto, Ont.	7-30-56	Pittsburgh	50	5	15	20	36
					Chicago	75	4	20	24	66
GOALTENDERS										
Herron, Denis	5'11"	165	Chambly, Que.	6-18-52	Pittsburgh	GP	MP	GA	SO	AVG
Laxton, Gordie	5'10"	200	Montreal, Que.	3-16-55	Pittsburgh	60	3534	210	0	3.57
Millen, Greg	5'9"	160	Toronto, Ont.	6-25-57	Grand Rapids (IHL)	2	73	9	0	7.40
Redquest, Greg	5'10"	190	Toronto, Ont.	7-30-56	Kalamazoo (IHL)	45	2651	183	0	4.14
					S. Ste. Marie (OHA)	3	180	14	0	4.67
					Pittsburgh	24	2469	105	1	4.28
					Pittsburgh	1	13	3	0	13.85

PENALTY SHOTS

Date	Place	Player - Team	Goalie - Team	Result
Dec. 23, 1967	Pittsburgh	Bill Collins, Minn.	Les Binkley, Pgh.	no goal
Jan. 31, 1968	St. Louis	George Konik, Pgh.	Glen Hall, St. L.	GOAL
Feb. 5, 1969	Pittsburgh	Charlie Burns, Pgh.	Ed Giacomini, NYR	no goal
Mar. 18, 1970	Pittsburgh	Keith McCreary, Pgh.	Ed Giacomini, NYR	no goal
Jan. 14, 1971	Detroit	Jean Pronovost, Pgh.	Roy Edwards, Det.	GOAL
Feb. 24, 1971	Pittsburgh	Greg Polis, Pgh.	Ernie Wakely, St. L.	no goal
Feb. 9, 1972	Toronto	Syl Apps, Pgh.	Bernie Parent, Tor.	GOAL
Nov. 12, 1972	Buffalo	Lowell MacDonald, Pgh.	Roger Crozier, Buf.	no goal
Jan. 10, 1973	Pittsburgh	Ron Schock, Pgh.	Roy Edwards, Det.	no goal
Mar. 10, 1973	Pittsburgh	Ron Schock, Pgh.	Ed Giacomini, NYR	no goal
Feb. 16, 1974	Pittsburgh	Chuck Arnason, Pgh.	Gilles Melcohe, Cal.	no goal
Mar. 5, 1974	NY Islanders	Ralph Stewart, NYI	Andy Brown, Pgh.	no goal
Nov. 20, 1974	Toronto	Dave Keon, Tor.	Gary Inness, Pgh.	GOAL
Nov. 14, 1976	NY Rangers	Bill Goldsworthy, NYR	Dunc Wilson, Pgh.	no goal
Nov. 21, 1976	Pittsburgh	Alain Daigle, Chi.	Dunc Wilson, Pgh.	no goal
Nov. 30, 1976	Washington	Ron Schock, Pgh.	Bernie Wolfe, Wash.	no goal
Dec. 16, 1976	Pittsburgh	Al MacAdam, Clev.	Denis Herron, Pgh.	GOAL
Oct. 15, 1977	Pittsburgh	Orest Kindrachuk, Phila.	Dunc Wilson, Pgh.	no goal
Dec. 4, 1977	Washington	Blair Chapman, Pgh.	Jim Bedard, Wash.	no goal
Jan. 21, 1978	Pittsburgh	Pete Mahovlich, Pgh.	Jim Bedard, Wash.	no goal
Mar. 22, 1978	Pittsburgh	Blair Chapman, Pgh.	Bill McKenzie, Colo.	no goal

Pittsburgh shooters have scored 3 times in 14 attempts.

Pittsburgh goalies have been scored upon 2 times in 7 attempts.

Of the twelve penalty shots taken in Pittsburgh, there has only been one successful shot.

POWER PLAY GOALS 1977-78

FOR (53 in 261 chances)

vs ATLANTA - (2-11)	Chapman & Stackhouse
vs BOSTON - (2-26)	Mahovlich & Monahan
vs BUFFALO - (2-13)	Kehoe & MacDonald
vs CHICAGO - (2-15)	Campbell & Stackhouse
vs CLEVELAND - (3-12)	Pronovost, Bianchin & Carr
vs COLORADO - (1-8)	Mahovlich
vs DETROIT - (10-30)	Mahovlich 3, Chapman 2, Pronovost, Edur, Malone, Kehoe & MacDonald
vs LOS ANGELES - (0-15)	None
vs MINNESOTA - (5-12)	Pronovost 2, Kehoe, Chapman & Carr
vs MONTREAL - (8-16)	Mahovlich 3, Kehoe 2, Bianchin, Pronovost & Lee
vs NY ISLANDERS - (1-9)	Carr
vs NY RANGERS - (5-16)	Mahovlich, Kehoe, Pronovost, Stackhouse & Cossette
vs PHILADELPHIA - (1-16)	Pronovost
vs ST. LOUIS - (2-7)	Kehoe & Carr
vs TORONTO - (2-20)	Malone & Edur
vs VANCOUVER - (3-12)	Bianchin, Pronovost & Sanderson
vs WASHINGTON - (4-23)	Pronovost 4

AGAINST (61 in 252 chances)

ATLANTA - (1-6)	Chouinard
BOSTON - (7-12)	Park 2, Schmautz, McNab, Marcotte, Middleton & Miller
BUFFALO - (1-13)	Perreault
CHICAGO - (3-9)	Rota, Wilson & Bulley
CLEVELAND - (3-16)	Maruk 2 & Fidler
COLORADO - (4-14)	Beck, Paiement, Pyatt & Dupere
DETROIT - (7-31)	McCourt 2, Larson, Woods, Polonich, Hextall & St. Laurent
LOS ANGELES - (2-20)	Goring & Williams
MINNESOTA - (5-16)	Zanussi 2, Young, Talafous & Sharpley
MONTREAL - (3-12)	Lambert 2 & Mondou
NY ISLANDERS - (3-10)	Bossy 2 & Gillies
NY RANGERS - (5-20)	Esposito 2, Murdoch 2 & Hickey
PHILADELPHIA - (2-12)	Barber & Bridgman
ST. LOUIS - (1-9)	Gibbs
TORONTO - (2-12)	McDonald & Salming
VANCOUVER - (6-17)	Lever 2, Walton, Stewart, Martin & Ververgaert
WASHINGTON - (6-23)	Sirois 3, Meehan 2, & Green

Penguin Scorers

Pronovost	12	MacDonald	2
Mahovlich	9	Sanderson	1
Kehoe	7	Cossette	1
Chapman	4	Lee	1
Carr	4	Campbell	1
Bianchin	3	Monahan	1
Stackhouse	3		
Edur	2		
Malone	2		

Penguins in Penalty Box

Schultz	12	Bianchin	2
Anderson	7	Malone	2
Paradise	7	Chapman	2
Campbell	5	Cassidy	2
Pronovost	4	Mahovlich	1
Burrows	3	MacDonald	1
Kehoe	3	Faubert	1
Carr	2	Spencer	1
Stackhouse	2	Bench	1
Edur	2		

1977-78 SHORTHANDED GOALS

The Penguins scored 5 shorthanded goals in 1977-78. Pete Mahovlich (Washington & St. Louis) and Jean Pronovost (NY Rangers & Colorado) each scored two shorthanded goals. Wayne Bianchin (Buffalo) scored the remaining goal.

Opponents scored 7 shorthanded goals against the Penguins. Nick Libett and Paul Woods (Detroit), Tom Bladon (Philadelphia), Craig Ramsay (Buffalo), Don Marcotte (Boston), J.P. Bordeleau (Chicago) and Bryan Watson (Washington) scored shorthanded against the Pens.

TEAM BY TEAM RECORDS 1977-78

PITTSBURGH VS	GP	W	L	T	GF	GA	PTS
Atlanta	4	1	3	0	8	13	2
Boston	5	0	5	0	11	33	0
Buffalo	5	0	0	5	17	17	5
Chicago	4	2	1	1	12	16	5
Cleveland	5	5	0	0	21	12	10
Colorado	4	2	1	1	14	13	5
Detroit	6	2	3	1	21	22	5
Los Angeles	6	0	3	3	15	21	3
Minnesota	4	2	2	0	18	17	4
Montreal	6	1	5	0	19	35	2
NY Islanders	4	1	2	1	14	15	3
NY Rangers	4	2	0	2	16	12	6
Philadelphia	4	0	3	1	7	26	1
St. Louis	4	2	1	1	13	11	5
Toronto	5	3	2	0	17	22	6
Vancouver	4	1	2	1	16	16	3
Washington	6	1	4	1	15	20	3
TOTAL	80	25	37	18	254	321	68
vs Norris Division	24	4	15	5	70	98	13
vs Adams Division	20	8	7	5	66	84	21
vs Smythe Division	20	9	7	4	73	73	22
vs Patrick Division	16	4	8	4	45	66	12

OVERALL 1967-78

PITTSBURGH VS	GP	W	L	T	GF	GA	PTS
Atlanta	27	11	10	6	87	88	28
Boston	58	8	40	10	155	251	26
Buffalo	42	9	16	17	127	151	35
Chicago	55	16	34	5	154	206	37
Cleveland	69	35	16	18	256	194	88
Colorado	16	8	4	4	62	48	20
Detroit	62	26	28	8	207	189	60
Los Angeles	73	31	34	8	208	216	70
Minnesota	64	31	25	8	220	192	70
Montreal	62	7	47	8	157	283	22
NY Islanders	26	12	9	5	86	71	29
NY Rangers	54	15	31	8	150	207	38
Philadelphia	65	20	32	13	159	218	53
St. Louis	65	24	31	10	183	196	58
Toronto	58	24	23	11	195	198	59
Vancouver	38	23	11	4	156	121	50
Washington	24	11	10	3	103	78	25
TOTAL	858	311	401	146	2665	2907	768

TEAM BY TEAM RECORDS 1977-78 — HOME

PITTSBURGH VS	GP	W	L	T	GF	GA	PTS
Atlanta	2	1	1	0	6	7	2
Boston	2	0	2	0	4	13	0
Buffalo	2	0	0	2	7	7	2
Chicago	2	2	0	0	9	5	4
Cleveland	3	3	0	0	15	8	6
Colorado	2	1	1	0	7	8	2
Detroit	3	1	1	1	11	10	3
Los Angeles	3	0	1	2	7	9	2
Minnesota	2	2	0	0	13	3	4
Montreal	3	1	2	0	13	16	2
NY Islanders	2	1	0	1	8	5	3
NY Rangers	2	1	0	1	8	6	3
Philadelphia	2	0	2	0	3	11	0
St. Louis	2	1	0	1	6	4	3
Toronto	3	1	2	0	9	16	2
Vancouver	2	1	1	0	9	6	2
Washington	3	0	2	1	8	13	1
TOTAL	40	16	15	9	143	147	41
vs Norris Division	12	2	6	4	39	48	8
vs Adams Division	10	4	4	2	35	44	10
vs Smythe Division	10	7	2	1	44	26	15
vs Patrick Division	8	3	3	2	25	29	8

TEAM BY TEAM RECORDS 1977-78 — AWAY

PITTSBURGH VS	GP	W	L	T	GF	GA	PTS
Atlanta	2	0	2	0	2	6	0
Boston	3	0	3	0	7	20	0
Buffalo	3	0	0	3	10	10	3
Chicago	2	0	1	1	3	11	1
Cleveland	2	2	0	0	6	4	4
Colorado	2	1	0	1	7	5	3
Detroit	3	1	2	0	10	12	2
Los Angeles	3	0	2	1	8	12	1
Minnesota	2	0	2	0	5	14	0
Montreal	3	0	3	0	6	19	0
NY Islanders	2	0	2	0	6	10	0
NY Rangers	2	1	0	1	8	6	3
Philadelphia	2	0	1	1	4	15	1
St. Louis	2	1	1	0	7	7	2
Toronto	2	2	0	0	8	6	4
Vancouver	2	0	1	1	7	10	1
Washington	3	1	2	0	7	7	2
TOTAL	40	9	22	9	111	174	27
vs Norris Division	12	2	9	1	31	50	5
vs Adams Division	10	4	3	3	31	40	11
vs Smythe Division	10	2	5	3	29	47	7
vs Patrick Division	8	1	5	2	20	37	4

HOME OVERALL 1967-68

PITTSBURGH VS	GP	W	L	T	GF	GA	PTS
Atlanta	14	7	2	5	55	42	19
Boston	29	7	14	8	86	106	22
Buffalo	21	7	5	9	79	71	23
Chicago	27	13	13	1	90	87	27
Cleveland	35	22	6	7	148	93	51
Colorado	8	5	2	1	34	23	11
Detroit	31	20	9	2	131	82	42
Los Angeles	37	21	11	5	126	95	47
Minnesota	32	20	7	5	121	71	45
Montreal	31	6	19	6	86	124	18
NY Islanders	13	7	2	4	48	31	18
NY Rangers	27	7	16	4	75	96	18
Philadelphia	32	15	8	9	98	86	39
St. Louis	32	14	11	7	97	81	35
Toronto	29	14	11	4	101	94	32
Vancouver	19	14	3	2	88	55	30
Washington	12	6	5	1	58	38	13
TOTAL	429	205	144	80	1521	1275	490

AWAY OVERALL 1967-78

PITTSBURGH VS	GP	W	L	T	GF	GA	PTS
Atlanta	13	4	8	1	32	46	9
Boston	29	1	26	2	69	145	4
Buffalo	21	2	11	8	48	80	12
Chicago	28	3	21	4	64	119	10
Cleveland	34	13	10	11	108	101	37
Colorado	8	3	2	3	28	25	9
Detroit	31	6	19	6	76	107	18
Los Angeles	36	10	23	3	82	121	23
Minnesota	32	11	18	3	99	121	25
Montreal	31	1	28	2	71	159	4
NY Islanders	13	5	7	1	38	40	11
NY Rangers	27	8	15	4	75	111	20
Philadelphia	33	5	24	4	61	132	14
St. Louis	33	10	20	3	86	115	23
Toronto	29	10	12	7	94	104	27
Vancouver	19	9	8	2	68	66	20
Washington	12	5	5	2	45	40	12
TOTAL	429	106	257	66	1144	1632	278

SEASONAL SERIES VS NHL

YEAR	HOME		AWAY		TOTAL	
	W-L-T	GF-GA	W-L-T	GF-GA	W-L-T	GF-GA
ATLANTA						
1972-73	3-0-0	17-7	1-1-0	6-8	4-1-0	23-15
1973-74	1-0-2	10-8	2-1-0	9-10	3-1-2	19-18
1974-75	1-0-1	8-6	0-1-1	4-8	1-1-2	12-14
1975-76	1-0-1	6-5	1-1-0	7-5	2-1-1	13-10
1976-77	0-1-1	8-9	0-2-0	4-9	0-3-1	12-8
1977-78	1-1-0	6-7	0-2-0	2-6	1-3-0	8-13
TOTAL	7-2-5	55-42	4-8-1	32-46	11-10-6	87-88
BOSTON						
1967-68	1-1-0	7-6	1-1-0	3-4	2-2-0	10-10
1968-69	1-2-0	6-8	0-3-0	7-17	1-5-0	13-25
1969-70	0-2-1	7-12	0-3-0	2-9	0-5-1	9-21
1970-71	1-1-1	9-10	0-3-0	9-18	1-4-1	18-28
1971-72	1-1-1	11-10	0-1-2	9-11	1-2-3	20-21
1972-73	1-2-0	7-7	0-2-0	7-14	1-4-0	14-21
1973-74	0-2-0	5-11	0-3-0	11-19	0-5-0	16-30
1974-75	1-0-2	14-12	0-2-0	6-9	1-2-2	20-21
1975-76	0-0-2	9-9	0-3-0	5-15	0-3-2	14-24
1976-77	1-1-1	7-8	0-2-0	3-9	1-3-1	10-17
1977-78	0-2-0	4-13	0-3-0	7-20	0-5-0	11-33
TOTAL	7-14-8	86-106	1-26-2	69-145	8-40-10	155-251
BUFFALO						
1970-71	0-2-1	9-12	0-0-3	10-10	0-2-4	19-22
1971-72	0-1-2	9-10	1-1-1	5-4	1-2-3	14-14
1972-73	0-0-2	7-7	0-3-0	2-7	0-3-2	9-14
1973-74	3-0-0	14-6	0-2-0	3-9	3-2-0	17-15
1974-75	0-0-2	8-8	0-3-0	10-22	0-3-2	18-30
1975-76	1-2-0	11-14	0-2-0	2-13	1-4-0	13-27
1976-77	3-0-0	14-7	1-0-1	6-5	4-0-1	20-12
1977-78	0-0-2	7-7	0-0-3	10-10	0-0-5	17-17
TOTAL	7-5-9	79-71	2-11-8	48-80	9-16-17	127-151
CHICAGO						
1967-68	1-0-1	5-3	0-2-0	5-11	1-2-1	10-14
1968-69	1-2-0	13-17	1-2-0	9-11	2-4-0	22-28
1969-70	0-3-0	4-12	0-3-0	3-15	0-6-0	7-27
1970-71	2-1-0	10-10	0-3-0	2-7	2-4-0	12-17
1971-72	0-3-0	4-13	0-2-1	7-14	0-5-1	11-27
1972-73	2-0-0	5-2	1-2-0	10-16	3-2-0	15-18
1973-74	0-3-0	4-11	1-2-0	8-9	1-5-0	12-20
1974-75	2-0-0	12-4	0-1-1	8-10	2-1-1	20-14
1975-76	1-1-0	15-8	0-1-1	6-8	1-2-1	21-16
1976-77	2-0-0	9-2	0-2-0	3-7	2-2-0	12-9
1977-78	2-0-0	9-5	0-1-1	3-11	2-1-1	12-16
TOTAL	13-13-1	90-87	3-21-4	64-119	16-34-5	154-206

CLEVELAND						
1967-68	2-1-2	17-11	3-0-2	15-8	5-1-4	32-19
1968-69	1-2-1	12-13	1-2-1	12-18	2-4-2	24-31
1969-70	2-0-1	15-5	2-1-0	9-8	4-1-1	24-13
1971-72	1-1-1	10-11	1-1-1	10-10	2-2-2	20-21
1972-73	2-1-0	11-6	0-1-2	12-15	2-2-2	23-21
1973-74	3-0-0	21-7	1-1-0	9-5	4-1-0	30-12
1974-75	3-0-0	18-10	1-0-1	7-4	4-0-1	25-14
1975-76	1-1-0	7-7	1-1-0	14-10	2-2-1	21-17
1976-77	2-0-0	9-5	1-0-2	5-3	3-0-2	14-8
1977-78	3-0-0	15-8	2-0-0	6-4	5-0-0	21-12
TOTAL	22-6-7	148-93	13-10-11	108-101	35-16-18	256-194

COLORADO						
1974-75	1-0-1	10-7	1-0-1	9-7	2-0-2	19-14
1975-76	2-0-0	12-3	0-1-1	6-7	2-1-1	18-10
1976-77	1-1-0	5-5	1-1-0	6-6	2-2-0	11-11
1977-78	1-1-0	7-8	1-0-1	7-5	2-1-1	14-13
TOTAL	5-2-1	34-23	3-2-3	28-25	8-4-4	62-48

DETROIT						
1967-68	1-1-0	10-10	0-2-0	2-11	1-3-0	12-21
1968-69	2-1-0	11-12	0-3-0	3-8	2-4-0	14-20
1969-70	1-2-0	7-10	1-2-0	10-11	2-4-0	17-21
1970-71	3-0-0	23-4	0-1-2	7-9	3-1-2	30-13
1971-72	2-1-0	13-12	0-3-0	6-13	2-4-0	19-25
1972-73	0-1-1	3-4	0-1-2	4-5	0-2-3	7-9
1973-74	2-1-0	13-5	0-1-1	7-8	2-2-1	20-13
1974-75	2-1-0	15-6	2-1-0	9-9	4-2-0	24-15
1975-76	3-0-0	14-3	1-1-1	10-10	4-1-1	24-13
1976-77	3-0-0	11-6	1-2-0	8-11	4-2-0	19-17
1977-78	1-1-1	11-10	1-2-0	10-12	2-3-1	21-22
TOTAL	20-9-2	131-82	6-19-6	76-107	26-28-8	207-189

LOS ANGELES						
1967-68	3-2-0	17-17	1-4-0	9-16	4-6-0	26-33
1968-69	1-2-1	13-12	1-3-0	7-12	2-5-1	20-24
1969-70	4-0-0	11-4	2-2-0	9-7	6-2-0	20-11
1970-71	2-1-0	10-10	0-3-0	8-16	2-4-0	18-26
1971-72	3-0-0	20-6	1-1-1	9-13	4-1-1	29-19
1972-73	3-0-0	11-4	1-2-0	6-10	4-2-0	17-14
1973-74	1-2-0	4-5	0-2-0	2-9	1-4-0	6-14
1974-75	0-1-2	5-7	1-2-0	3-8	1-3-2	8-15
1975-76	3-0-0	17-8	2-1-0	12-8	5-1-0	29-16
1976-77	1-2-0	11-13	1-1-1	9-10	2-3-1	20-23
1977-78	0-1-2	7-9	0-2-1	8-12	0-3-3	15-21
TOTAL	21-11-5	126-95	10-23-3	82-121	31-34-8	208-216

MINNESOTA						
1967-68	2-1-2	21-17	2-2-1	12-12	4-3-3	33-29
1968-69	2-2-0	14-8	3-1-0	11-7	5-3-0	25-15
1969-70	3-1-0	15-11	2-1-1	18-16	5-2-1	33-27
1970-71	1-1-1	4-2	0-2-1	8-11	1-3-2	12-13
1971-72	2-1-0	8-9	0-3-0	3-8	2-4-0	11-17

1972-73	2-1-0	11-7	0-2-0	7-14	2-3-0	18-21
1973-74	1-0-1	8-5	1-2-0	9-15	2-2-1	17-20
1974-75	2-0-0	10-4	1-1-0	11-10	3-1-0	21-14
1975-76	1-0-1	6-1	1-1-0	9-9	2-1-1	15-10
1976-77	2-0-0	11-4	1-1-0	6-5	3-1-0	17-9
1977-78	2-0-0	13-3	0-2-0	5-14	2-2-0	18-17
TOTAL	20-7-5	121-71	11-18-3	99-121	31-25-8	220-192

MONTREAL						
1967-68	0-2-0	4-6	0-2-0	7-10	0-4-0	11-16
1968-69	0-2-1	4-9	1-2-0	12-12	1-4-1	16-21
1969-70	2-1-0	8-8	0-3-0	7-11	2-4-0	15-19
1970-71	1-1-1	8-8	0-2-1	5-12	1-3-2	13-20
1971-72	1-1-1	11-10	0-3-0	5-15	1-4-1	16-25
1972-73	0-2-0	3-12	0-3-0	9-17	0-5-0	12-29
1973-74	0-3-0	8-13	0-1-1	2-8	0-4-1	10-21
1974-75	1-1-1	11-10	0-3-0	4-18	1-4-1	15-28
1975-76	0-3-0	8-16	0-3-0	11-19	0-6-0	19-35
1976-77	0-1-2	8-16	0-3-0	3-18	0-4-2	11-34
1977-78	1-2-0	13-16	0-3-0	6-19	1-5-0	19-35
TOTAL	6-19-6	86-124	1-28-2	71-159	7-47-8	157-283

NY ISLANDERS						
1972-73	2-0-1	13-4	2-0-0	9-0	4-0-1	22-4
1973-74	0-0-2	2-2	2-1-0	7-6	2-1-2	9-8
1974-75	2-0-0	11-4	0-2-0	4-6	2-2-0	15-10
1975-76	1-1-0	10-11	0-1-1	5-10	1-2-1	15-21
1976-77	1-1-0	4-5	1-1-0	7-8	2-2-0	11-13
1977-78	1-0-1	8-5	0-2-0	6-10	1-2-1	14-15
TOTAL	7-2-4	48-31	5-7-1	38-40	12-9-5	86-71

NY RANGERS						
1967-68	0-1-1	3-6	0-2-0	4-9	0-3-1	7-15
1968-69	1-2-0	7-9	0-3-0	9-18	1-5-0	16-27
1969-70	0-3-0	4-10	1-1-1	3-8	1-4-1	7-18
1970-71	0-3-0	1-9	0-2-1	6-15	0-5-1	7-24
1971-72	1-1-1	8-11	0-2-1	4-11	1-3-2	12-22
1972-73	1-1-0	10-9	1-2-0	6-15	2-3-0	16-24
1973-74	0-3-0	5-16	1-1-0	7-9	1-4-0	12-25
1974-75	1-1-0	9-7	1-1-0	13-13	2-2-0	22-20
1975-76	2-0-0	16-6	1-1-0	7-6	3-1-0	23-12
1976-77	0-1-1	4-7	2-0-0	8-1	2-1-1	12-8
1977-78	1-0-1	8-6	1-0-1	8-6	2-0-2	16-12
TOTAL	7-16-4	75-96	8-15-4	75-111	15-31-8	150-207

PHILADELPHIA						
1967-68	2-0-3	14-5	2-3-0	6-7	4-3-3	20-12
1968-69	1-1-2	5-7	0-3-1	8-19	1-4-3	13-26
1969-70	3-0-1	16-9	2-1-1	11-12	5-1-2	27-21
1970-71	1-0-2	7-5	0-3-0	6-10	1-3-2	13-15
1971-72	3-0-0	12-6	0-2-1	5-14	3-2-1	17-20
1972-73	2-1-0	13-11	0-3-0	7-13	2-4-0	20-24
1973-74	1-1-0	6-7	1-2-0	9-15	2-3-0	15-22

1974-75	1-1-0	11-8	0-2-0	0-10	1-3-0	11-18
1975-76	0-1-1	8-12	0-2-0	5-10	0-3-1	13-22
1976-77	1-1-0	3-5	0-2-0	0-7	1-3-0	3-12
1977-78	0-2-0	3-11	0-1-1	4-15	0-3-1	7-26
TOTAL	15-8-9	98-86	5-24-4	61-132	20-32-13	159-218

ST. LOUIS

1967-68	2-3-0	10-14	2-3-0	15-19	4-6-0	25-33
1968-69	2-2-0	10-9	1-2-1	5-7	3-4-1	15-16
1969-70	1-1-2	9-12	0-4-0	2-16	1-5-2	11-28
1970-71	0-1-2	6-7	0-2-1	7-9	0-3-3	13-16
1971-72	1-2-0	9-8	2-1-0	8-5	3-3-0	17-13
1972-73	2-0-0	14-6	1-2-0	11-14	3-2-0	25-20
1973-74	1-1-1	6-5	1-2-0	13-14	2-3-1	19-19
1974-75	1-0-1	5-4	0-1-1	6-9	1-1-2	11-13
1975-76	1-1-0	10-6	1-1-0	7-8	2-2-0	17-14
1976-77	2-0-0	12-6	1-1-0	5-7	3-1-0	17-13
1977-78	1-0-1	6-4	1-1-0	7-7	2-1-1	13-11
TOTAL	14-11-7	97-81	10-20-3	86-115	24-31-10	183-196

TORONTO

1967-68	1-0-1	7-6	1-1-0	2-8	2-1-1	9-14
1968-69	0-2-1	4-9	0-1-2	7-10	0-3-3	11-19
1969-70	1-0-2	11-10	1-2-0	3-9	2-2-2	14-19
1970-71	2-1-0	9-5	0-2-1	9-13	2-3-1	18-18
1971-72	1-2-0	7-8	1-2-0	6-6	2-4-0	13-14
1972-73	2-1-0	12-10	0-1-1	6-7	2-2-1	18-17
1973-74	0-2-0	7-10	1-1-1	6-10	1-3-1	13-20
1974-75	2-0-0	11-7	2-1-0	20-14	4-1-0	31-21
1975-76	3-0-0	20-9	1-1-0	12-9	4-1-0	32-18
1976-77	1-1-0	4-4	1-0-2	15-12	2-1-2	19-16
1977-78	1-2-0	9-16	2-0-0	8-6	3-2-0	17-22
TOTAL	14-11-4	101-94	10-12-7	94-104	24-23-11	195-198

VANCOUVER

1970-71	3-0-0	15-5	1-1-1	9-10	4-1-1	24-15
1971-72	2-1-0	10-11	2-1-0	11-9	4-2-0	21-20
1972-73	2-1-0	13-8	1-1-0	5-6	3-2-0	18-14
1973-74	2-0-0	11-5	2-1-0	16-11	4-1-0	27-16
1974-75	2-0-0	11-6	1-1-0	7-9	3-1-0	18-15
1975-76	1-0-1	8-7	1-1-0	8-8	2-1-1	16-15
1976-77	1-0-1	11-7	1-1-0	5-3	2-1-1	16-10
1977-78	1-1-0	9-6	0-1-1	7-10	1-2-1	16-16
TOTAL	14-3-2	88-55	9-8-2	68-66	23-11-4	156-121

WASHINGTON

1974-75	3-0-0	23-3	2-1-0	13-10	5-1-0	36-13
1975-76	2-1-0	19-12	2-0-1	17-11	4-1-1	36-23
1976-77	1-2-0	8-10	0-2-1	8-12	1-4-1	16-22
1977-78	0-2-1	8-13	1-2-0	7-7	1-4-1	15-20
TOTAL	6-5-1	58-38	5-5-2	45-40	11-10-3	103-78

PITTSBURGH PENGUINS RECORDS

TEAM

MOST POINTS, ONE SEASON: 89 (1974-75) (37 wins & 15 ties)
 MOST HOME POINTS, ONE SEASON: 60 (1974-75) (25 wins & 10 ties)
 MOST AWAY POINTS, ONE SEASON: 31 (1976-77) (12 wins & 7 ties)
 FEWEST POINTS, ONE SEASON: 51 (1968-69) (20 wins & 11 ties)
 FEWEST HOME POINTS, ONE SEASON: 30 (1968-69) (12 wins & 6 ties)
 FEWEST AWAY POINTS, ONE SEASON: 17 (1970-71) 3 wins & 11 ties)
 MOST WINS, ONE SEASON: 37 (1974-75)
 MOST HOME WINS, ONE SEASON: 25 (1974-75)
 MOST AWAY WINS, ONE SEASON: 13 (1973-74)
 FEWEST WINS, ONE SEASON: 20 (1968-69)
 FEWEST HOME WINS, ONE SEASON: 12 (1968-69)
 FEWEST AWAY WINS, ONE SEASON: 3 (1970-71)
 MOST LOSSES, ONE SEASON: 45 (1968-69)
 MOST HOME LOSSES, ONE SEASON: 20 (1968-69)
 MOST AWAY LOSSES, ONE SEASON: 26 (1972-73)
 FEWEST LOSSES, ONE SEASON: 28 (1974-75)
 FEWEST HOME LOSSES, ONE SEASON: 5 (1974-75)
 FEWEST AWAY LOSSES, ONE SEASON: 21 (1976-77)
 MOST TIES, ONE SEASON: 20 (1970-71)
 MOST HOME TIES, ONE SEASON: 10 (1967-68) & (1974-75)
 MOST AWAY TIES, ONE SEASON: 11 (1970-71)
 FEWEST TIES, ONE SEASON: 9 (1972-73) & (1973-74)
 FEWEST HOME TIES, ONE SEASON: 4 (1972-73)
 FEWEST AWAY TIES, ONE SEASON: 3 (1967-68) & (1973-74)
 LONGEST WINNING STREAK: 4 (Seven Times)
 LONGEST HOME WINNING STREAK: 9 (Feb. 26 to Apr. 5, 1975)
 LONGEST AWAY WINNING STREAK: 3 (Three Times)
 LONGEST UNBEATEN STREAK: 11 (Feb. 7 to Feb. 28, 1976) (7-0-4)
 LONGEST HOME UNBEATEN STREAK: 20 (Nov. 30, 1974 to Feb. 22, 1975) (12-0-8)
 LONGEST AWAY UNBEATEN STREAK: 6 (Three Times)
 LONGEST LOSING STREAK: 7 (Nov. 6 to Nov. 20, 1968) (Jan. 16 to Jan. 29, 1969)
 LONGEST HOME LOSING STREAK: 4 (Five Times)
 LONGEST AWAY LOSING STREAK: 9 (Jan. 7 to Feb. 18, 1973)
 LONGEST WINLESS STREAK: 10 (Mar. 5 to Mar. 22, 1970) (0-7-3)
 LONGEST HOME WINLESS STREAK: 6 (Nov. 23 to Dec. 21, 1968) (0-4-2)
 LONGEST AWAY WINLESS STREAK: 18 (Oct. 25, 1970 to Jan. 14, 1971) (0-11-7)
 MOST CONSECUTIVE GAMES SCORING: 49 (Jan. 13, 1976 to Oct. 27, 1976)
 MOST CONSECUTIVE GAMES, OPPONENTS SCORING: 126 (Nov. 24, 1974 to Mar. 2, 1976)
 MOST CONSECUTIVE TIE GAMES: 3 (Three Times)

GOALS

MOST GOALS FOR, ONE SEASON: 339 (1975-76)
 FEWEST GOALS FOR, ONE SEASON: 182 (1969-70)
 MOST GOALS AGAINST, ONE SEASON: 321 (1977-78)
 FEWEST GOALS AGAINST, ONE SEASON: 216 (1967-68)

LARGEST WIN: 12 - 1 vs Washington (March 15, 1975)
LARGEST LOSS: 11 - 0 at Philadelphia (October 20, 1977)
LARGEST TIE: 6 - 6 vs California (March 2, 1968)

at Buffalo (February 18, 1971)
at Washington (November 12, 1975)
at Toronto (February 19, 1977)

SCORELESS TIES: vs California (December 27, 1967)
at New York Rangers (March 8, 1970)
vs Philadelphia (October 17, 1970)
vs Minnesota (March 13, 1971)
vs Los Angeles (November 23, 1974)
at Cleveland (February 3, 1977)

MOST GOALS FOR, ONE HOME GAME: 12 vs Washington (Mar. 15, 1975)
MOST GOALS FOR, ONE AWAY GAME: 9 at California (Dec. 17, 1975)
MOST GOALS AGAINST, ONE HOME GAME: 9 vs Montreal (Oct. 23, 1976)
MOST GOALS AGAINST, ONE AWAY GAME: 11 at Philadelphia (Oct. 20, 1977)
MOST GOALS FOR, TWO GAMES: 18 (March 15 to 16, 1975)
MOST GOALS FOR, THREE GAMES: 23 (February 17 to 21, 1976)
MOST GOALS FOR, FOUR GAMES: 29 (February 15 to 21, 1976)
MOST GOALS FOR, FIVE GAMES: 33 (November 13 to 20, 1974)
(February 14 to 21, 1976)

MOST GOALS AGAINST, TWO GAMES: 17 (October 7 to 9, 1976)
MOST GOALS AGAINST, THREE GAMES: 22 (October 6 to 9, 1976)
MOST GOALS AGAINST, FOUR GAMES: 26 (October 6 to 13, 1976)
MOST GOALS AGAINST, FIVE GAMES: 30 (March 15 to 22, 1978)
FEWEST GOALS FOR, TWO GAMES: 0 (Three Times)
FEWEST GOALS FOR, THREE GAMES: 1 (Oct. 31 to Nov. 4, 1973)
FEWEST GOALS FOR, FOUR GAMES: 2 (Oct. 31 to Nov. 7, 1973)
FEWEST GOALS FOR, FIVE GAMES: 5 (Four Times)

FEWEST GOALS AGAINST, TWO GAMES: 1 (Ten Times)
FEWEST GOALS AGAINST, THREE GAMES: 1 (Feb. 20 to 24, 1973)
FEWEST GOALS AGAINST, FOUR GAMES: 3 (Feb. 20 to 25, 1973)
FEWEST GOALS AGAINST, FIVE GAMES: 5 (Feb. 20 to 28, 1973)

MOST GOALS, BOTH TEAMS, HOME GAME: 14 (Nov. 22, 1972 vs St. Louis)
(Oct. 6, 1976 vs Vancouver)
(Jan. 11, 1978 vs Montreal)

MOST GOALS, BOTH TEAMS, AWAY GAME: 15 (Dec. 21, 1974 at Minnesota)
MOST GOALS FOR, ONE HOME PERIOD: 7 (Nov. 22, 1972 vs St. Louis)
MOST GOALS FOR, ONE AWAY PERIOD: 5 (Oct. 28, 1973 at NY Rangers)
MOST GOALS AGAINST, ONE HOME PERIOD: 5 (Mar. 2, 1968 vs California)
(Jan. 19, 1972 vs Vancouver)
(Mar. 10, 1976 vs Buffalo)

MOST GOALS AGAINST, ONE AWAY PERIOD: 6 (Oct. 7, 1976 at Montreal)
MOST GOALS, BOTH TEAMS, ONE PERIOD: 8 (Five Times)

ASSISTS

MOST ASSISTS, ONE SEASON: 567 (1975-76)
MOST ASSISTS, ONE HOME GAME: 20 (Mar. 15, 1975 vs Washington)
MOST ASSISTS, ONE AWAY GAME: 14 (Mar. 16, 1974 at Vancouver)
MOST ASSISTS, OPPONENT, HOME GAME: 14 (Oct. 23, 1968 vs Chicago)
(Feb. 12, 1972 vs NY Rangers)
(Oct. 21, 1975 vs Montreal)
(Feb. 4, 1978 vs Boston)

MOST ASSISTS, OPPONENT, AWAY GAME: 18 (Oct. 7, 1976 at Montreal)
(Oct. 20, 1977 at Philadelphia)

MOST ASSISTS, BOTH TEAMS, HOME GAME: 26 (Oct. 6, 1976 vs Vancouver)
MOST ASSISTS, BOTH TEAMS, AWAY GAME: 24 (Jan. 2, 1974 at Minnesota)
MOST ASSISTS, ONE HOME PERIOD: 11 (Nov. 22, 1972 vs St. Louis)
MOST ASSISTS, ONE AWAY PERIOD: 9 (Oct. 28, 1973 at NY Rangers)
MOST ASSISTS, OPPONENT, HOME PERIOD: 10 (Jan. 19, 1972 vs Vancouver)
MOST ASSISTS, OPPONENT, AWAY PERIOD: 11 (Oct. 7, 1976 at Montreal)
MOST ASSISTS, BOTH TEAMS, HOME PERIOD: 15 (Oct. 6, 1976 vs Vancouver)
MOST ASSISTS, BOTH TEAMS, AWAY PERIOD: 14 (Dec. 11, 1976 at NY Islanders)

POINTS

MOST POINTS, ONE SEASON: 906 (1975-76) (339 goals & 567 assists)
MOST POINTS, ONE HOME GAME: 32 (March 15, 1975 vs Washington)
MOST POINTS, ONE AWAY GAME: 22 (March 16, 1974 at Vancouver)
MOST POINTS, OPPONENT, HOME GAME: 23 (Oct. 13, 1973 vs NY Rangers)
MOST POINTS, OPPONENT, AWAY GAME: 29 (Oct. 20, 1977 at Philadelphia)
MOST POINTS, BOTH TEAMS, HOME GAME: 40 (Oct. 6, 1976 vs Vancouver)
MOST POINTS, BOTH TEAMS, AWAY GAME: 37 (Mar. 7, 1973 at Minnesota)
(Dec. 21, 1974 at Minnesota)
MOST POINTS, ONE HOME PERIOD: 18 (Nov. 22, 1972 vs St. Louis)
MOST POINTS, ONE AWAY PERIOD: 14 (Oct. 28, 1973 at NY Rangers)
MOST POINTS, OPPONENT, HOME PERIOD: 15 (Jan. 19, 1972 vs Vancouver)
MOST POINTS, OPPONENT, AWAY PERIOD: 17 (Oct. 7, 1976 at Montreal)
MOST POINTS, BOTH TEAMS, HOME PERIOD: 23 (Oct. 6, 1976 vs Vancouver)
MOST POINTS, BOTH TEAMS, AWAY PERIOD: 21 (Mar. 16, 1974 at Vancouver)
(Dec. 11, 1976 at NY Islanders)

PENALTIES – SEASON

MOST PENALTIES, ONE SEASON: 444 (1977-78) (355-60-29)
FEWEST PENALTIES, ONE SEASON: 248 (1967-68)
MOST MINORS, ONE SEASON: 392 (1974-75)
FEWEST MINORS, ONE SEASON: 237 (1967-68)
MOST MAJORS, ONE SEASON: 60 (1977-78)
FEWEST MAJORS, ONE SEASON: 6 (1967-68)
MOST MISCONDUCTS, ONE SEASON: 29 (1977-78)
FEWEST MISCONDUCTS, ONE SEASON: 1 (1968-69)

PENALTY MINUTES – SEASON

MOST PENALTY MINUTES, ONE SEASON: 1300 (1977-78) (355-60-29)
FEWEST PENALTY MINUTES, ONE SEASON: 554 (1967-68) (237-6-5)

PENALTIES – GAME

MOST PENALTIES, HOME GAME: 13 (Nov. 22, 1969 vs Philadelphia) (10-2-1)
(Nov. 7, 1974 vs Los Angeles) (10-2-1)
(Nov. 19, 1977 vs NY Rangers) (9-1-3)
MOST PENALTIES, AWAY GAME: 22 (Nov. 2, 1977 at Detroit) (11-8-3)
MOST PENALTIES, OPPONENT, HOME GAME:
18 (Jan. 27, 1973 vs Philadelphia) (10-4-4)
MOST PENALTIES, OPPONENT, AWAY GAME:
25 (Nov. 2, 1977 at Detroit) (14-8-3)
MOST PENALTIES, BOTH TEAMS, HOME GAME:
28 (Nov. 1, 1969 vs Minnesota) (25-0-3)

MOST PENALTIES, BOTH TEAMS, AWAY GAME:
47 (Nov. 2, 1977 at Detroit) (25-16-6)

PENALTY MINUTES – GAME

MOST PENALTY MINUTES, HOME GAME:
53 (Nov. 19, 1977 vs NY Rangers) (9-1-3)
MOST PENALTY MINUTES, AWAY GAME: 92 (Nov. 2, 1977 at Detroit) (11-8-3)
MOST PENALTY MINUTES, OPPONENT, HOME GAME:
80 (Jan. 27, 1973 vs Philadelphia) (10-4-4)
MOST PENALTY MINUTES, OPPONENT, AWAY GAME:
98 (Nov. 2, 1977 at Detroit) (14-8-3)
MOST PENALTY MINUTES, BOTH TEAMS, HOME GAME:
113 (Jan. 27, 1973 vs Philadelphia) (14-9-4) (Philadelphia 80, Pittsburgh 33)
MOST PENALTY MINUTES, BOTH TEAMS, AWAY GAME:
190 (Nov. 2, 1977 at Detroit) (25-16-6) (Detroit 98, Pittsburgh 92)

PENALTIES – PERIOD

MOST PENALTIES, HOME PERIOD: 9 (Apr. 4, 1971 vs St. Louis) (6-2-1)
MOST PENALTIES, AWAY PERIOD: 16 (Nov. 2, 1977 at Detroit) (7-6-3)
MOST PENALTIES, OPPONENT, HOME PERIOD:
10 (Nov. 4, 1970 vs Vancouver) (7-2-1)
MOST PENALTIES, OPPONENT, AWAY PERIOD:
15 (Nov. 2, 1977 at Detroit) (6-6-3)
MOST PENALTIES, BOTH TEAMS, HOME PERIOD:
18 (Nov. 4, 1970 vs Vancouver) (12-4-2)
MOST PENALTIES, BOTH TEAMS, AWAY PERIOD:
31 (Nov. 2, 1977 at Detroit) (13-12-6)

PENALTY MINUTES – PERIOD

MOST PENALTY MINUTES, HOME PERIOD:
36 (Oct. 10, 1970 vs Buffalo) (3-2-2)
(Nov. 19, 1977 vs NY Rangers) (3-2-2)
MOST PENALTY MINUTES, AWAY PERIOD:
74 (Nov. 2, 1977 at Detroit) (7-6-3)
MOST PENALTY MINUTES, OPPONENT, HOME PERIOD:
46 (Jan. 11, 1975 vs California) (3-2-3)
MOST PENALTY MINUTES, OPPONENT, AWAY PERIOD:
72 (Nov. 2, 1977 at Detroit) (6-6-3)
MOST PENALTY MINUTES, BOTH TEAMS, HOME PERIOD:
70 (Apr. 4, 1971 vs St. Louis) (10-4-3)
(Jan. 11, 1975 vs California) (5-4-4)
MOST PENALTY MINUTES, BOTH TEAMS, AWAY PERIOD:
146 (Nov. 2, 1977 at Detroit) (13-12-6)

INDIVIDUAL

MOST SEASONS: 10 - Jean Pronovost (1968-78)
MOST GAMES PLAYED: 753 - Jean Pronovost (1968-78)
MOST CONSECUTIVE GAMES PLAYED: 320 - Ron Schock

POINTS

MOST POINTS, ALL TIME: 603 - Jean Pronovost
MOST POINTS, ONE SEASON: 111 - Pierre Larouche (1975-76)
MOST HOME POINTS, ONE SEASON: 63 - Pierre Larouche (1975-76)
70

MOST AWAY POINTS, ONE SEASON: 51 - Syl Apps (1975-76)
- Jean Pronovost (1975-76)

MOST CONSECUTIVE GAMES, SCORING POINTS:
16 - Jean pronovost (Nov. 1 - Dec. 3, 1975) (14 goals & 13 assists)
- Pierre Larouche (Mar. 2 - Apr. 4, 1976) (16 goals & 11 assists)
MOST POINTS, SEASON, CENTER: 111 - Pierre Larouche (1975-76)
MOST POINTS, SEASON, LEFT WING: 82 - Lowell MacDonald (1973-74)
MOST POINTS, SEASON, RIGHT WING: 104 - Jean Pronovost (1975-76)
MOST POINTS, SEASON, DEFENSEMAN: 71 - Ron Stackhouse (1975-76)
MOST POINTS, SEASON, GOALIE: 2 - Gary Inness (1974-75)
- Michel Plasse (1975-76)
MOST POINTS, SEASON, ROOKIE: 68 - Pierre Larouche (1974-75)
MOST POINTS, ONE GAME:
6 - Syl Apps (December 13, 1972 vs NY Islanders) (3-3)
- Ron Stackhouse (March 8, 1975 vs Philadelphia) (0-6)
MOST POINTS, ONE PERIOD:
4 - Syl Apps (March 24, 1971 vs Detroit) (0-4)
- Ron Stackhouse (March 8, 1975 vs Philadelphia) (0-4)
- Syl Apps (March 19, 1976 at Washington) (1-3)
MOST POINTS, ONE MONTH: 27 *Syl Apps (March, 1974) (3-24)

GOALS

MOST GOALS, ALL TIME: 316 - Jean Pronovost
MOST GOALS, ONE SEASON: 53 - Pierre Larouche (1975-76)
52 - Jean Pronovost (1975-76)
MOST HOME GOALS, ONE SEASON: 28 - Jean Pronovost (1975-76)
MOST AWAY GOALS, ONE SEASON: 26 - Pierre Larouche (1975-76)
MOST CONSECUTIVE GAMES, SCORING GOALS:
7 - Jean Pronovost (March 2-14, 1972) (7)
- Jean Pronovost (February 27 - March 10, 1974) (9)
- Pierre Larouche (March 24 - April 4, 1976) (9)
- Jean Pronovost (January 2-14, 1978) (9)
MOST GOALS, SEASON, CENTER: 53 - Pierre Larouche (1975-76)
MOST GOALS, SEASON, LEFT WING: 43 - Lowell MacDonald (1973-74)
MOST GOALS, SEASON, RIGHT WING: 52 - Jean Pronovost (1975-76)
MOST GOALS, SEASON, DEFENSEMAN: 15 - Darryl Edestrand (1972-73)
- Ron Stackhouse (1974-75)
MOST GOALS, ONE GAME:
3 - Lowell MacDonald (November 15, 1972 vs Minnesota)
- Lowell MacDonald (November 13, 1973 vs Minnesota)
- Lowell MacDonald (March 27, 1974 vs Minnesota)
- Lowell MacDonald (February 21, 1976 vs Chicago)
- Pierre Larouche (March 12, 1975 vs Boston)
- Pierre Larouche (February 8, 1976 at Vancouver)
- Pierre Larouche (February 21, 1976 vs Chicago)
- Pierre Larouche (February 19, 1977 at Toronto)
- Jean Pronovost (February 26, 1975 vs Washington)
- Jean Pronovost (November 12, 1975 at Washington)
- Jean Pronovost (February 19, 1976 vs Toronto)
- Rick Kehoe (February 15, 1975 at Toronto)
- Rick Kehoe (March 10, 1976 vs Buffalo)
- Rick Kehoe (October 6, 1976 vs Vancouver)
- Al McDonough (October 11, 1972 at St. Louis)

- Al McDonough (November 18, 1972 vs Atlanta)
- Al McDonough (November 22, 1972 vs St. Louis)
- Syl Apps (December 13, 1972 vs NY Islanders)
- Syl Apps (December 17, 1975 at California)
- Bob Kelly (March 24, 1974 vs Detroit)
- Bob Kelly (December 17, 1975 at California)
- Ken Schinkel (October 31, 1967 vs Chicago)
- Ken Schinkel (February 4, 1970 vs Minnesota)
- Andy Bathgate (October 18, 1967 vs Minnesota)
- Glen Sather (December 19, 1970 vs Detroit)
- Duane Rupp (March 24, 1971 vs Detroit)
- Bob Leiter (December 1, 1971 vs Detroit)
- Eddie Shack (November 29, 1972 vs Toronto)
- Stan Gilbertson (January 18, 1976 vs NY Rangers)
- Blair Chapman (November 16, 1977 at Minnesota)
- Pete Mahovlich (November 30, 1977 vs Detroit)
- Wayne Bianchin (December 31, 1977 vs Cleveland)

MOST GOALS, ONE PERIOD:

- 3 - Al McDonough (November 18, 1972 vs Atlanta)
- Lowell MacDonald (November 13, 1972 vs Minnesota)
- Rick Kehoe (March 10, 1976 vs Buffalo)

MOST GOALS, ONE MONTH: 14 - Jean Pronovost (January, 1978)

ASSISTS

MOST ASSISTS, ALL TIME: 349 - Syl Apps

MOST ASSISTS, ONE SEASON: 67 - Syl Apps (1975-76)

MOST HOME ASSISTS, ONE SEASON: 46 - Ron Schock (1974-75)

MOST AWAY ASSISTS, ONE SEASON: 33 - Syl Apps (1975-76)

MOST CONSECUTIVE GAMES, SCORING ASSISTS:

- 9 - Syl Apps (March 2-20, 1974) (15 assists)
- Syl Apps (March 2-20, 1975) (15 assists)
- Tom Edur (Dec. 26 - Jan. 11, 1978) (12 assists)
- Greg Malone (Mar. 4-19, 1978) (10 assists)

MOST ASSISTS, SEASON, CENTER: 67 - Syl Apps (1975-76)

MOST ASSISTS, SEASON, LEFT WING: 43 - Lowell MacDonald (1975-76)

MOST ASSISTS, SEASON, RIGHT WING: 52 - Jean Pronovost (1975-76)

MOST ASSISTS, SEASON, DEFENSEMAN: 60 - Ron Stackhouse (1975-76)

MOST ASSISTS, SEASON, GOALIE: 2 - Gary Inness (1974-75)
- Michel Plasse (1975-76)

MOST ASSISTS, SEASON, ROOKIE: 37 - Pierre Larouche (1974-75)

MOST ASSISTS, ONE GAME: 6 - Ron Stackhouse (March 8, 1975 vs Philadelphia)

MOST ASSISTS, ONE PERIOD: 4 - Syl Apps (March 24, 1971 vs Detroit)
- Ron Stackhouse (Mar. 8, 1975 vs Philadelphia)

MOST ASSISTS, ONE MONTH: 24 - Syl Apps (March, 1974)

PENALTIES

MOST PENALTIES, ALL TIME: 302 - Bryan Watson (238-49-15)

MOST PENALTIES, ONE SEASON: 98 - Dave Schultz (1977-78) (64-18-16)

MOST HOME PENALTIES, ONE SEASON: 40 - Dave Schultz (1977-78) (25-8-7)

MOST AWAY PENALTIES, ONE SEASON: 58 - Dave Schultz (1977-78) (39-10-9)

MOST PENALTIES, ONE GAME: 9 - Dave Schultz, April 6, 1978 at Detroit
(5-2-2)

MOST PENALTIES, ONE PERIOD:

- 5 - Steve Durbano, October 25, 1975 vs Philadelphia (2-1-2)
- Steve Durbano, November 15, 1975 vs Buffalo (3-2-0)
- Dave Schultz, April 6, 1978 at Detroit (4-0-1)

PENALTY MINUTES

MOST PENALTY MINUTES, ALL TIME: 871 - Bryan Watson (238-49-15)

MOST PENALTY MINUTES, ONE SEASON: 378 - Dave Schultz (1977-78)
(64-18-16)

MOST HOME PENALTY MINUTES, ONE SEASON:

160 - Dave Schultz (1977-78) (25-8-7)

MOST AWAY PENALTY MINUTES, ONE SEASON:

218 - Dave Schultz (1977-78) (39-10-9)

MOST PENALTY MINUTES, SEASON, CENTER: 133 - Bryan Hextall (1970-71)

MOST PENALTY MINUTES, SEASON, LEFT WING: 378 - Dave Schultz (1977-78)

MOST PENALTY MINUTES, SEASON, RIGHT WING:

108 - Nick Harbaruk (1970-71)

MOST PENALTY MINUTES, SEASON, DEFENSEMAN:

212 - Bryan Watson (1971-72)

MOST PENALTY MINUTES, SEASON, GOALIE: 60 - Andy Brown (1973-74)

MOST PENALTY MINUTES, ONE GAME:

40 - Dave Schultz, April 6, 1978 at Detroit (5-2-2)

MOST PENALTY MINUTES, ONE PERIOD:

29 - Steve Durbano, October 25, 1975 vs Philadelphia (2-1-2)

MINORS-MAJORS-MISCONDUCTS

MOST MINORS, ONE SEASON: 64 - Dave Schultz (1977-78)

MOST MINORS, ONE GAME: 5 - Bryan Watson, Feb. 21, 1970 at California
- Dave Schultz, Apr. 6, 1978 at Detroit

MOST MINORS, ONE PERIOD: 4 - Dave Schultz, Apr. 6, 1978 at Detroit

MOST MAJORS, ONE SEASON: 18 - Dave Schultz (1977-78)

MOST MAJORS, ONE GAME: 2 - several players

MOST MAJORS, ONE PERIOD: 2 - several players

MOST MISCONDUCTS, ONE SEASON: 16 - Dave Schultz (1977-78)

MOST MISCONDUCTS, PERIOD/GAME: 2 - several players

SHUTOUTS

MOST SHUTOUTS WON, ONE SEASON: 6 (1967-68) & (1976-77)

MOST HOME SHUTOUTS WON, ONE SEASON: 3 (1967-68) & (1976-77)
MOST AWAY SHUTOUTS WON, ONE SEASON: 3 (1967-68), (1972-73) &
(1976-77)

FEWEST SHUTOUTS WON, ONE SEASON: 0 (1977-78)

MOST SHUTOUTS LOST, ONE SEASON: 13 (1969-70)

MOST HOME SHUTOUTS LOST, ONE SEASON: 4 (1969-70), (1970-71) &
(1973-74)

MOST AWAY SHUTOUTS LOST, ONE SEASON: 9 (1969-70)

FEWEST SHUTOUTS LOST, ONE SEASON: 2 (1975-76) & (1977-78)

LARGEST HOME SHUTOUT WIN: 8 - 0 (March 24, 1974 vs Detroit)

LARGEST AWAY SHUTOUT WIN: 6 - 0 (November 17, 1974 at Washington)

LARGEST HOME SHUTOUT LOSS: 6 - 0 (October 27, 1973 vs Philadelphia)

LARGEST AWAY SHUTOUT LOSS: 11 - 0 (October 20, 1977 at Philadelphia)

GOALIES

MOST GAMES, ALL TIME: 196 - *Les Binkley*
MOST GAMES, ONE SEASON: 60 - *Denis Herron (1977-78)*
MOST MINUTES, ALL TIME: 11,046 - *Les Binkley (5,590 & 5,456)*
MOST MINUTES, ONE SEASON: 3,534 - *Denis Herron (1977-78)*
MOST GOALS AGAINST, ALL TIME: 574 - *Les Binkley*
MOST GOALS AGAINST, ONE SEASON: 210 - *Denis Herron (1977-78)*
LOWEST AVERAGE, ALL TIME: 2.86 - *Hank Bassen*
LOWEST AVERAGE, ONE SEASON: 2.86 - *Hank Bassen (1967-68)*
MOST SHUTOUTS, ALL TIME: 11 - *Les Binkley*
MOST SHUTOUTS, ONE SEASON: 6 - *Les Binkley (1967-68)*
MOST HOME SHUTOUTS, ONE SEASON: 3 - *Lee Binkley (1967-68)*
MOST AWAY SHUTOUTS, ONE SEASON: 3 - *Les Binkley (1967-68)*
- *Dunc Wilson (1976-77)*
MOST SAVES, ALL TIME: 5,031 - *Les Binkley*
MOST SAVES, ONE SEASON: 1,920 - *Denis Herron (1977-78)*
MOST SAVES PER GAME AVG, ONE SEASON: 32.6 - *Denis Herron (1977-78)*
MOST WINS, ALL TIME: 58 - *Les Binkley (31 & 27)*
MOST WINS, ONE SEASON: 24 - *Gary Inness (1974-75)*
- *Michel Plasse (1975-76)*
MOST HOME WINS, ONE SEASON: 16 - *Jim Rutherford (1972-73)*
- *Gary Inness (1974-75)*
- *Michel Plasse (1975-76)*
MOST AWAY WINS, ONE SEASON: 10 - *Les Binkley (1967-68)*
MOST LOSSES, ALL TIME: 94 - *Les Binkley (43 & 51)*
MOST LOSSES, ONE SEASON: 31 - *Les Binkley (1968-69)*
MOST HOME LOSSES, ONE SEASON: 17 - *Les Binkley (1968-69)*
MOST AWAY LOSSES, ONE SEASON: 17 - *Les Binkley (1967-68)*
MOST TEAM POINTS, ONE SEASON: 58 - *Gary Inness (1974-75)*
- *Michel Plasse (1975-76)*
MOST WINS IN A ROW: 6 - *Al Smith (February 15 to March 4, 1970)*
MOST HOME WINS IN A ROW: 13 - *Jim Rutherford (February 16 to November 22, 1972)*
MOST AWAY WINS IN A ROW: 4 - *Les Binkley (Feb. 25 to Mar. 30, 1968)*
MOST LOSSES IN A ROW: 7 - *Andy Brown (Nov. 24, 1973 to Jan. 16, 1974)*
MOST HOME LOSSES IN A ROW: 4 - *Les Binkley (Nov. 6 to 16, 1968)*
Les Binkley (Dec. 4 to 21, 1968)
MOST AWAY LOSSES IN A ROW:
10 - *Joe Daley (Nov. 13, 1968 to Mar. 20, 1969)*
LONGEST UNBEATEN STREAK:
11 - *Michel Plasse (January 25 to March 6, 1976) (6-0-5)*
LONGEST HOME UNBEATEN STREAK:
18 - *Michel Plasse (January 11 to December 31, 1975) (14-0-4)*
LONGEST AWAY UNBEATEN STREAK:
6 - *Denis Herron (January 31 to February 26, 1978) (3-0-3)*
LONGEST WINLESS STREAK: 15 - *Al Smith (Jan. 28 to Apr. 1, 1971) (0-10-5)*
LONGEST HOME WINLESS STREAK:
9 - *Les Binkley (November 6 to December 21, 1968) (0-8-1)*
LONGEST AWAY WINLESS STREAK:
26 - *Al Smith (March 5, 1970 to April 1, 1971) (0-18-8)*

SHOTS & SAVES – GAME

MOST SHOTS FOR, HOME GAME:
65 vs *Washington (Low-Belhumeur) Mar. 15, 1975*
MOST SHOTS FOR, AWAY GAME: 49 at *Toronto (Hamel) Nov. 20, 1974*
MOST SHOTS AGAINST, HOME GAME:
55 vs *Montreal (Wilson-Laxton) Oct. 23, 1976*
MOST SHOTS AGAINST, AWAY GAME:
59 at *Atlanta (Wilson-Laxton) Mar. 15, 1977*
FEWEST SHOTS FOR, HOME GAME: 18 vs *St. Louis (Plante) Nov. 19, 1969*
FEWEST SHOTS FOR, AWAY GAME: 11 at *Boston (Gilbert) Mar. 27, 1977*
FEWEST SHOTS AGAINST, HOME GAME:
13 vs *Los Angeles (Smith) Oct. 22, 1969*
FEWEST SHOTS AGAINST, AWAY GAME:
15 at *California (Binkley) Oct. 17, 1971*
MOST SAVES FOR, HOME GAME: 47 vs *Buffalo (Johnson) Nov. 30, 1974*
MOST SAVES FOR, AWAY GAME: 51 at *Philadelphia (Inness) Nov. 9, 1975**
MOST SAVES AGAINST, HOME GAME: 53 vs *Montreal (Thomas) Mar. 10, 1974*
MOST SAVES, AWAY GAME: 44 at *Vancouver (Wilson) Nov. 5, 1971*
FEWEST SAVES FOR, HOME GAME: 11 vs *Los Angeles (Smith) Oct. 22, 1969*
FEWEST SAVES FOR, AWAY GAME:
13 at *St. Louis (Newton) Apr. 3, 1971*
13 at *Montreal (Inness-Brown) Feb. 28, 1974*
FEWEST SAVES AGAINST, HOME GAME:
14 vs *Buffalo (Desjardins-Smith) Jan. 1, 1977*
FEWEST SAVES AGAINST, AWAY GAME:
11 at *Boston (Gilbert) Mar. 27, 1977*
11 at *Montreal (Larocque) Dec. 29, 1977*
* – *Wilson & Herron combined for 52 saves on March 15, 1977 at Atlanta*

SHOTS & SAVES – PERIOD

MOST SHOTS FOR, HOME PERIOD: 27 vs *Washington (Low) Mar. 15, 1975*
MOST SHOTS FOR, AWAY PERIOD: 22 at *Minnesota (Worsley) Mar. 23, 1974*
22 at *Minnesota (Lopresti) Nov. 16, 1977*
MOST SHOTS AGAINST, HOME PERIOD:
23 vs *Detroit (Binkley) Dec. 4, 1968*
23 vs *Montreal (Wilson-Laxton) Oct. 23, 1976*
MOST SHOTS AGAINST, AWAY PERIOD:
24 at *NY Rangers (Plasse) Mar. 2, 1975*
24 at *St. Louis (Wilson) Feb. 8, 1977*
FEWEST SHOTS FOR, HOME PERIOD: 2 vs *St. Louis (Plante) Nov. 19, 1969*
2 vs *Buffalo (Desjardins) Jan. 15, 1977*
FEWEST SHOTS FOR, AWAY PERIOD: 1 at *NY Rangers (Giacomin) Mar. 8, 1970*
1 at *Chicago (Esposito) Feb. 10, 1974*
FEWEST SHOTS AGAINST, HOME PERIOD:
2 vs *Philadelphia (Smith) Feb. 17, 1970*
2 vs *NY Rangers (Smith) Jan. 2, 1971*
2 vs *California (Rutherford) Oct. 20, 1973*
2 vs *California (Brown) Feb. 16, 1974*
2 vs *Washington (Inness) Jan. 24, 1976*
2 vs *Minnesota (Plasse) Mar. 6, 1976*

FEWEST SHOTS AGAINST, AWAY PERIOD:

1 at Washington (Herron) Jan. 6, 1977

MOST SAVES FOR, HOME PERIOD: 21 vs NY Rangers (Binkley) Nov. 16, 1968
21 vs NY Rangers (Binkley) Mar. 18, 1970

MOST SAVES FOR, AWAY PERIOD: 22 at NY Rangers (Plasse) Mar. 2, 1975
22 at St. Louis (Wilson) Feb. 8, 1977
22 at Los Angeles (Herron) Nov. 24, 1977

MOST SAVES AGAINST, HOME PERIOD:

23 vs California (Simmons) Jan. 22, 1975
23 vs Washington (Low) Mar. 15, 1975

MOST SAVES AGAINST, AWAY PERIOD: 22 at Minnesota (Worsley) Mar. 23, 1974

FEWEST SAVES FOR, HOME PERIOD: 1 vs California (Rutherford) Mar. 3, 1973
1 vs California (Brown) Feb. 16, 1974

FEWEST SAVES FOR, AWAY PERIOD:

1 at St. Louis (Binkley) Mar. 19, 1970
1 at Los Angeles (Hoganson-Smith) Mar. 20, 1971
1 at Washington (Herron) Jan. 6, 1977

FEWEST SAVES AGAINST, HOME PERIOD:

1 vs Toronto (Palmateer) Dec. 26, 1976
1 vs Buffalo (Desjardins) Jan. 15, 1977

FEWEST SAVES AGAINST AWAY PERIOD: 1 vs Toronto (Palmateer) Dec. 26, 1976
1 vs Buffalo (Desjardins) Jan. 15, 1977

FEWEST SAVES AGAINST AWAY PERIOD:

1 at Los Angeles (Sawchuk) Mar. 26, 1968
1 at Minnesota (Rivard) Mar. 25, 1969
1 at NY Rangers (Giacomin) Mar. 8, 1970
1 at Chicago (Esposito) Feb. 10, 1974
1 at Detroit (Richardson) Feb. 24, 1977

FASTEST GOALS

FASTEST TWO GOALS, ONE PLAYER:

7 seconds by Wally Boyer, Mar. 5, 1970 at Detroit vs Roy Edwards

FASTEST TWO GOALS, OPPONENT, ONE PLAYER:

15 seconds by Bill Goldsworthy, Minnesota Mar. 23, 1974 vs Gary Inness at Minnesota

FASTEST TWO GOALS, BOTH TEAMS: (NHL RECORD)

4 seconds by Wayne Bianchin (Pittsburgh) & Guy Chouinard (Atlanta)
Mar. 15, 1977 at Atlanta

FASTEST TWO PITTSBURGH GOALS:

9 seconds by Al McDonough & Ken Schinkel, Nov. 22, 1972 vs St. Louis

FASTEST TWO OPPONENT GOALS:

6 seconds by Guy Lafleur & Steve Shutt (Montreal), Apr. 2, 1975 at Montreal

FASTEST TWO PITTSBURGH ASSISTS:

7 seconds by Ron Schock, Mar. 5, 1970 at Detroit on goals by Wally Boyer

FASTEST TWO OPPONENT ASSISTS:

6 seconds by Pete Mahovlich (Montreal) Apr. 2, 1975 at Montreal

FASTEST THREE PITTSBURGH GOALS, ONE PLAYER:

4:17 by Lowell MacDonald, Nov. 13, 1973 vs Cesare Maniago vs Minnesota

FASTEST THREE OPPONENT GOALS, ONE PLAYER:

3:26 by Stan Gilbertson (Washington), Apr. 6, 1975 vs Bob Johnson at Washington

FASTEST THREE GOALS, BOTH TEAMS:

40 seconds by Rick Martin (Buffalo), Greg Polis (Pittsburgh) & Craig Ramsay (Buffalo), Jan. 3, 1974 at Buffalo

FASTEST THREE PITTSBURGH GOALS: 27 seconds by Al McDonough, Ken Schinkel & Ron Schock, Nov. 22, 1972 vs St. Louis

FASTEST THREE OPPONENT GOALS: 51 seconds by Guy Lafleur (2) & Pete Mahovlich (Montreal), Jan. 26, 1975 at Montreal

FASTEST FOUR PITTSBURGH GOALS, ONE PLAYER:

Never accomplished by one player

FASTEST FOUR OPPONENT GOALS, ONE PLAYER:

34:40 by Stan Gilbertson (Washington) Apr. 6, 1975 vs Bob Johnson at Washington

FASTEST FOUR GOALS, BOTH TEAMS:

1:17 by Pierre Larouche (Pittsburgh), Guy Lafleur (Montreal), Lafleur & Pete Mahovlich (Montreal) on Jan. 26, 1975 at Montreal

FASTEST FOUR PITTSBURGH GOALS:

1:49 by Bryan Hextall, Jean Pronovost, Al McDonough & Ken Schinkel on Nov. 22, 1972 vs St. Louis

1:49 by Jean Pronovost, Al McDonough, Ken Schinkel & Ron Schock on Nov. 22, 1972 vs St. Louis

FASTEST FOUR OPPONENT GOALS:

2:05 by Jocelyn Guevremont, Dennis Ververgaert, Gerry O'Flaherty & Don Tannahill of Vancouver on Mar. 16, 1974 at Vancouver

FASTEST FIVE GOALS, BOTH TEAMS:

4:25 by Rick Kehoe (Pittsburgh), Ron Schock (Pittsburgh), Murray Oliver (Minnesota), Syl Apps (Pittsburgh), & Barry Gibbs (Minnesota) on Dec. 21, 1974 at Minnesota

FASTEST FIVE PITTSBURGH GOALS: (NHL RECORD)

2:07 by Bryan Hextall, Jean Pronovost, Al McDonough, Ken Schinkel, & Ron Schock on Nov. 22, 1972 vs St. Louis

FASTEST FIVE OPPONENT GOALS: 6:31 by Jocelyn Guevremont, Dennis Ververgaert, Gerry O'Flaherty, Ron Tannahill, & Andre Boudrias of Vancouver on Mar. 16, 1974 at Vancouver

FASTEST PITTSBURGH GOAL, START OF GAME:
6 seconds by Jean Pronovost, Mar. 25, 1976 at St. Louis (Ties NHL Record)

FASTEST OPPONENT GOALS, START OF GAME:
9 seconds by Ross Lonsberry (Philadelphia) Oct. 20, 1977 at Philadelphia

FASTEST PITTSBURGH GOAL, START OF SECOND PERIOD:
7 seconds by Lowell MacDonald, Feb. 10, 1973 at Boston

FASTEST OPPONENT GOAL, START OF SECOND PERIOD:
7 seconds by Joey Johnston (California) Oct. 20, 1973 at Pittsburgh

7 seconds by Stan Gilbertson (Washington) Nov. 12, 1975 at Washington

FASTEST PITTSBURGH GOAL, START OF THIRD PERIOD:

12 seconds by Greg Polis, Apr. 1, 1972 at Philadelphia

FASTEST OPPONENT GOAL, START OF THIRD PERIOD:

16 seconds by Gerry Ehman (California) Mar. 17, 1971 at California
16 seconds by Doug Jarrett (Chicago) Feb. 24, 1974 at Chicago

EARLIEST WINNING GOAL:

35 seconds by Ken Schinkel, Oct. 17, 1972 at NY Islanders (5-0)

EARLIEST WINNING GOAL, OPPONENT:

9 seconds by Ross Lonsberry (Philadelphia) Oct. 20, 1977 at Philadelphia (11-0)

SCORING SUMMARIES

PITTSBURGH VS ATLANTA

1977-78	GP	W	L	T	PTS	GF	GA	PPG	SHG	PEN	PIM
PITTSBURGH	4	1	3	0	2	8	13	2	0	15	39
ATLANTA	4	3	1	0	6	13	8	1	0	20	49

AT PITTSBURGH (1-1-0)

Oct. 22 Pgh. 5 (A) Atl. 2 (D)
Dec. 11 Atl. 5 (E) Pgh. 1 (A)

(A) Herron in goal
(B) Wilson in goal
(C) Herron replaced
Wilson 20:00

AT ATLANTA (0-2-0)

Nov. 4 Atl. 5 (E) Pgh. 2 (C)
Jan. 18 Atl. 1 (E) Pgh. 0 (B)

(D) Myre in goal
(E) Bouchard in goal

(Pittsburgh leads All-Time Series (11-10-6))

GOALS BY PERIODS

	1st	2nd	3rd	Total
PITTSBURGH	0	6	2	8
ATLANTA	1	6	6	13

SHOTS BY PERIODS

	1st	2nd	3rd	Total
PITTSBURGH	30	34	41	108
ATLANTA	40	49	41	130

PITTSBURGH

PLAYER	GP	G	A	PTS	PIM
Corrigan	3	1	3	4	0
Chapman	4	1	3	4	0
Stackhouse	2	2	0	2	0
Owchar	2	1	1	2	0
Malone	4	1	1	2	2
Pronovost	4	1	1	2	0
MacDonald	1	1	0	1	0
Apps	1	0	1	1	0
Edur	1	0	1	1	0
Lee	2	0	1	1	0
Morrison	2	0	1	1	0
Campbell	3	0	1	1	13
Carr	3	0	1	1	4
Burrows	4	0	1	1	0
Cossette	1	0	0	0	2
Hamilton	1	0	0	0	0
Monahan	1	0	0	0	0
Price	1	0	0	0	0
Bianchin	2	0	0	0	7
Cassidy	2	0	0	0	0
Larouche	2	0	0	0	0
Mahovich	2	0	0	0	0
Wilson	2	0	0	0	0
Herron	3	0	0	0	0
Kehoe	3	0	0	0	0
Paradise	3	0	0	0	7
Schultz	3	0	0	0	0
Anderson	4	0	0	0	2
Spencer	4	0	0	0	2
TOTAL	4	8	16	24	15-39

GOALIES

GOALIES	GP	MP	GA	SO	AVG
Wilson (0-1-0)	2	80	1	0	0.75
Herron (1-2-0)	3	160	12	0	4.50
TOTAL	4	240	13	0	3.25

ATLANTA

PLAYER	GP	G	A	PTS	PIM
Clement	4	2	3	5	2
Gould	4	3	1	4	0
Lysiak	4	2	1	3	0
Mulhern	4	1	2	3	0
Phillipoff	4	1	2	3	7
Bennett	3	1	1	2	2
Chouinard	4	1	1	2	0
Bouchard	3	0	2	2	0
Lafonde	4	0	2	2	0
Shand	4	0	2	2	11
Vail	4	0	2	2	0
Simpson	2	1	0	1	2
Plett	4	1	0	1	11
Gibbs	2	0	1	1	2
Comeau	4	0	1	1	0
MacMilan	1	0	0	0	0
Myre	1	0	0	0	0
Houston	3	0	0	0	4
Kea	3	0	0	0	2
Ribble	4	0	0	0	4
Zaharko	4	0	0	0	2
TOTAL	4	13	21	34	20-49

GOALIES

GOALIES	GP	MP	GA	SO	AVG
Bouchard (3-0-0)	3	180	3	1	1.00
Myre (0-1-0)	1	60	5	0	5.00
TOTAL	4	240	8	1	2.00

SCORING SUMMARIES

PITTSBURGH VS BOSTON

1977-78	GP	W	L	T	PTS	GF	GA	PPG	SHG	PEN	PIM
PITTSBURGH	5	0	5	0	0	11	33	2	0	22	56
BOSTON	5	5	0	0	10	33	11	7	1	34	83

AT PITTSBURGH (0-2-0)

Oct. 29 Bos 5 (D) Pgh. 3 (B)
Feb. 4 Bos 8 (G) Pgh. 1 (A)

(A) Herron in goal
(B) Wilson in goal
(C) Laxton in goal

AT BOSTON (0-3-0)

Dec. 10 Bos 6 (E) Pgh. 2 (A)
Jan. 29 Bos 8 (F) Pgh. 2 (B)
Mar. 30 Bos 6 (G) Pgh. 3 (C)

(D) Cheevers repaced
Gilbert 20:00
(E) Gilbert in goal
(F) Cheevers in goal
(G) Grahame in goal

(Boston leads All-Time Series (40-8-10))

GOALS BY PERIODS

	1st	2nd	3rd	Total
PITTSBURGH	1	5	5	11
BOSTON	10	14	9	33

SHOTS BY PERIODS

	1st	2nd	3rd	Total
PITTSBURGH	43	35	46	124
BOSTON	68	56	55	179

PITTSBURGH

PLAYER	GP	G	A	PTS	PIM
Mahovich	4	2	2	2	2
Kehoe	5	3	0	3	0
Pronovost	5	2	1	3	0
Cassidy	2	1	1	2	0
Apps	1	0	2	2	0
Anderson	5	0	2	2	20
Monahan	1	1	0	1	2
Spencer	4	1	0	1	2
Flesch	2	0	1	1	0
Stackhouse	2	0	1	1	2
Bianchin	3	0	1	1	0
Burrows	3	0	1	1	0
Campbell	4	0	1	1	5
Edur	4	0	1	1	0
Lee	4	0	1	1	0
Paradise	4	0	1	1	6
Chapman	5	0	1	1	0
Cossette	1	0	0	0	0
Larouche	1	0	0	0	0
Laxton	1	0	0	0	0
MacDonald	1	0	0	0	0
Morrison	1	0	0	0	0
Owchar	1	0	0	0	0
Price	1	0	0	0	0
Sanderson	1	0	0	0	0
Corrigan	2	0	0	0	4
Hamilton	2	0	0	0	0
Herron	2	0	0	0	0
Schultz	2	0	0	0	2
Wilson	2	0	0	0	0
Carr	3	0	0	0	0
Faubert	3	0	0	0	7
Malone	5	0	0	0	2
Bench					2
TOTAL	5	11	16	27	22-56

GOALIES

GOALIES	GP	MP	GA	SO	AVG
Laxton (0-1-0)	1	60	6	0	6.00
Wilson (0-2-0)	2	120	13	0	6.50
Herron (0-2-0)	2	120	14	0	7.00
TOTAL	5	300	33	0	6.60

BOSTON

PLAYER	GP	GA	A	PTS	PIM
Park	5	4	9	13	0
O'Reilly	5	4	5	9	10
Ratelle	5	3	5	8	0
McNab	5	4	3	7	0
Marcotte	5	3	4	7	0
Sheppard	4	2	5	7	0
Cashman	5	3	3	6	14
Middleton	5	3	2	5	0
Schmaltz	3	2	3	5	4
Milbury	5	1	3	4	13
Smith	5	0	4	4	10
Miller	5	2	1	3	13
Wensink	5	1	2	3	4
Jonathan	5	0	3	3	2
Sims	3	1	1	2	2
Bucyk	4	0	2	2	0
Doak	2	0	1	1	0
Forbes	2	0	1	1	0
Foster	1	0	0	0	0
O'Brien	1	0	0	0	2
Pachal	1	0	0	0	5
Shanahan	1	0	0	0	0
Cheevers	2	0	0	0	2
Gilbert	2	0	0	0	2
Grahame	2	0	0	0	0
Halward	2	0	0	0	0
TOTAL	5	33	57	90	34-83

GOALIES

GOALIES	GP	MP	GA	SO	AVG
Gilbert (1-0-0)	2	80	2	0	1.50
Grahame (2-0-0)	2	120	4	0	2.00
Cheevers (2-0-1)	2	100	5	0	3.00
TOTAL	5	300	11	0	2.20

SCORING SUMMARIES

PITTSBURGH VS BUFFALO

1977-78	GP	W	L	T	PTS	GF	GA	PPG	SHG	PEN	PIM
PITTSBURGH	5	0	0	5	5	17	17	2	1	21	48
BUFFALO	5	0	0	5	5	17	17	1	1	21	48

AT PITTSBURGH (0-0-2)

Dec. 3 Pgh. 4 (A) Buf. 4 (E)
Jan. 28 Pgh. 3 (A) Buf. 3 (E)

(A) Herron in goal

AT BUFFALO (0-0-3)

Nov 13 Pgh. 3 (A) Buf. 3 (E)
Dec. 22 Pgh. 3 (A) Buf. 3 (E)
Feb. 26 Pgh. 4 (A) Buf. 4 (E)

(E) Edwards in goal

(Buffalo leads All-Time Series (16-9-17))

GOALS BY PERIODS

	1st	2nd	3rd	Total
PITTSBURGH	6	2	9	17
BUFFALO	4	5	8	17

SHOTS BY PERIODS

	1st	2nd	3rd	Total
PITTSBURGH	47	41	35	123
BUFFALO	61	65	62	188

PITTSBURGH

PLAYER	GP	G	A	PTS	PIM
Pronovost	5	4	1	5	2
Bianchin	5	3	2	5	2
Kehoe	5	3	2	5	0
Mahovlich	4	1	4	5	2
Malone	5	1	2	3	2
Edur	4	0	3	3	0
Carr	5	0	3	3	4
Schultz	5	1	1	2	4
Faubert	1	0	2	2	0
Burrows	3	0	2	2	2
Anderson	5	0	2	2	15
Flesch	1	1	0	1	0
Larouche	1	1	0	1	0
Chapman	4	1	0	1	0
Owchar	1	0	1	1	0
Corrigan	2	0	1	1	2
Lee	4	0	1	1	5
Paradise	4	0	1	1	2
Cassidy	1	0	0	0	0
Cossette	1	0	0	0	0
Price	1	0	0	0	0
Hamilton	2	0	0	0	0
MacDonald	2	1	0	1	0
Campbell	3	0	0	0	2
Stackhouse	3	0	0	0	0
Herron	5	0	0	0	0
Spencer	5	0	0	0	4
TOTAL	5	17	28	45	21-48

GOALIES

Herron (0-0-5) GP 5 MP 300 GA 17 SO 0 AVG 3.40

BUFFALO

PLAYER	GP	G	A	PTS	PIM
Robert	5	4	3	7	2
Perreault	5	2	5	7	0
Ramsay	5	3	1	4	0
Martin, R.	4	2	2	4	2
Savard	5	2	2	4	0
Gare	5	1	1	2	13
McAdam	5	1	1	2	2
Seiling	5	1	1	2	5
Guevremont	4	0	2	2	4
Edwards	5	0	2	2	0
Hajt	5	0	2	2	4
Schoenfeld	3	1	0	1	4
Lorentz	3	0	1	1	0
Martin, T.	1	0	0	0	0
Schock	1	0	0	0	0
Smith	1	0	0	0	0
Stewart	1	0	0	0	0
Dunn	2	0	0	0	0
Stanfield	4	0	0	0	0
Fogolin	5	0	0	0	4
Korab	5	0	0	0	4
Luce	5	0	0	0	2
TOTAL	5	17	23	40	21-48

GOALIES

Don Edwards (0-0-5) GP 5 MP 300 GA 17 SO 0 AVG 3.40

SCORING SUMMARIES

PITTSBURGH VS CHICAGO

1977-78	GP	W	L	T	PTS	GA	GF	PPG	SHG	PEN	PIM
PITTSBURGH	4	2	1	1	5	12	16	2	0	26	105
CHICAGO	4	1	2	1	3	16	12	3	1	32	109

AT PITTSBURGH (1-0-0)

Nov. 12 Pgh. 7 (a) Chi. 4 (e)
Feb. 14 Pgh. 2 (a) Chi. 1 (e)

(a) Herron in goal
(d) Herron replaced by Redquest 47:13

AT CHICAGO (0-1-1)

Feb. 19 Pgh. 2 (a) Chi. 2 (e)
Mar. 19 Chi. 9 (e) Pgh. 1 (d)

(e) Esposito in goal

(Chicago leads All-Time Series (34-16-5))

GOALS BY PERIODS

	1st	2nd	3rd	Total
PITTSBURGH	4	4	4	12
CHICAGO	5	5	6	16

SHOTS BY PERIODS

	1st	2nd	3rd	Total
PITTSBURGH	50	33	55	138
CHICAGO	49	45	45	139

PITTSBURGH

PLAYER	GP	G	A	PTS	PIM
Malone	4	2	4	6	4
Carr	4	2	3	5	0
Corrigan	1	2	1	3	0
Flesch	3	1	1	2	5
Stackhouse	3	1	1	2	4
Bianchin	4	1	1	2	2
Edur	3	0	2	2	2
Anderson	4	0	2	2	17
Pronovost	4	0	2	2	0
Spencer	4	0	2	2	29
Burrows	4	1	0	1	2
Campbell	4	1	0	1	17
Schultz	4	1	0	1	5
Mahovlich	2	0	1	1	5
Chapman	4	0	1	1	5
Kehoe	4	0	1	1	2
Cassidy	1	0	0	0	2
Cossette	1	0	0	0	0
Hamilton	1	0	0	0	0
Larouche	1	0	0	0	0
Owchar	1	0	0	0	0
Redquest	1	0	0	0	0
Sanderson	1	0	0	0	0
Lee	3	0	0	0	2
Paradise	3	0	0	0	2
Herron	4	0	0	0	0
TOTAL	4	12	22	34	26-105

GOALIES

Herron (2-1-1) GP 4 MP 227 GA 13 SO 0 AVG 3.44
Redquest (0-0-0) GP 1 MP 13 GA 3 SO 0 AVG 13.85
TOTAL GP 4 MP 240 GA 16 SO 0 AVG 4.00

CHICAGO

PLAYER	GP	G	A	PTS	PIM
Boldirev	4	0	6	6	0
Mikita	4	2	3	5	2
Murray	3	3	1	4	0
Wilson	4	2	2	4	4
Bordeleau	4	1	3	4	2
Bulley	4	2	1	3	6
Marks	4	2	1	3	0
Rota	4	1	2	3	6
Plante	4	1	1	2	7
Hicks	1	0	2	2	0
Daigle	3	1	0	1	0
Esposito	4	0	1	1	0
Bowman	1	0	1	1	0
Harrison	1	0	1	1	4
Koroll	3	0	1	1	0
Magnuson	3	0	1	1	5
Russell	3	0	1	1	17
Kelley	4	1	0	1	7
Mulvey	4	0	1	1	7
Tallon	4	0	1	1	17
Hoffmeyer	1	0	0	0	0
Holt	1	0	0	0	14
Savard	1	0	0	0	0
Logan	3	0	0	0	11
TOTAL	4	16	30	46	32-109

GOALIES

Esposito (1-2-1) GP 4 MP 240 GA 12 SO 0 AVG 3.00

SCORING SUMMARIES

1977-78	GP	W	L	T	PTS	GF	GA	PPG	SHG	PEN	PIM
PITTSBURGH	5	5	0	0	10	21	12	3	0	21	45
CLEVELAND	5	0	5	0	0	12	21	3	0	17	37

PITTSBURGH VS CLEVELAND

AT PITTSBURGH (3-0-0)

Nov. 9 Pgh. 6 (a) Clev. 3 (e)
Dec. 31 Pgh. 6 (a) Clev. 3 (e)

- (a) Herron in goal
- (b) Wilson in goal

AT CLEVELAND (2-0-0)

Apr. 9 Pgh. 3 (a) Clev. 2 (d)
Apr. 9 Pgh. 3 (a) Clev. 2 (d)

- (d) Meloche in goal
- (e) Edwards in goal

(Pittsburgh leads All-Time Series (35-16-18))

Included all games vs Oakland/California/Cleveland

GOALS BY PERIODS

	1st	2nd	3rd	Total
PITTSBURGH	4	9	8	21
CLEVELAND	1	6	5	12

SHOTS BY PERIODS

	1st	2nd	3rd	Total
PITTSBURGH	44	63	52	159
CLEVELAND	57	49	50	156

PITTSBURGH

PLAYER	GP	G	A	PTS	PIM
Malone	4	3	3	6	0
Bianchin	3	4	1	5	0
Larouche	2	2	2	4	0
Kehoe	4	2	2	4	0
Chapman	5	0	4	4	0
Carr	4	3	0	3	11
Pronovost	5	2	1	3	0
Mahovlich	3	1	2	3	0
Spencer	5	1	2	3	6
Schultz	4	0	3	3	6
Corrigan	2	1	1	2	0
Edur	3	0	2	2	0
Stackhouse	3	0	2	2	2
Monahan	1	1	0	1	0
Cassidy	3	1	0	1	2
Morrison	1	0	1	1	0
Wilson	2	0	1	1	0
Burrows	3	0	1	1	4
Campbell	4	0	1	1	8
Anderson	5	0	1	1	4
Paradise	4	0	1	1	2
Apps	1	0	0	0	0
Faubert	1	0	0	0	0
Flesch	1	0	0	0	0
Owchar	2	0	0	0	0
Sanderson	1	0	0	0	0
Cossette	2	0	0	0	0
Hamilton	2	0	0	0	0
Herron	3	0	0	0	0
Lee	3	0	0	0	0
TOTAL	5	21	31	52	21-45

CLEVELAND

PLAYER	GP	G	A	PTS	PIM
Maruk	5	6	1	7	0
Fidler	5	2	1	3	0
Manery	5	1	2	3	0
MacAdam	5	0	3	3	0
Hampton	5	1	1	2	0
Gardner	5	0	2	2	0
Murdoch	5	0	2	2	0
Ahern	3	1	0	1	0
McKechnie	3	1	0	1	2
Arnason	2	0	1	1	0
Parise	2	0	1	1	4
Potvin	2	0	1	1	2
Shinske	2	0	1	1	0
Neilson	3	0	1	1	2
Stewart	4	0	1	1	2
Smith	5	0	1	1	11
Allan	1	0	0	0	0
Chicoine	1	0	0	0	0
Christie	1	0	0	0	0
Holt	1	0	0	0	4
Johansson	1	0	0	0	0
Edwards	1	0	0	0	0
Kerr	1	0	0	0	0
Kuzyk	1	0	0	0	0
O'Brien	1	0	0	0	2
Baby	2	0	0	0	0
Crombeen	2	0	0	0	0
Girard	2	0	0	0	0
Jodzio	2	0	0	0	0
Klassen	2	0	0	0	2
Merrick	2	0	0	0	0
Reiger	2	0	0	0	4
Meloche	4	0	0	0	0
Bench					2
TOTAL	5	12	19	31	17-37

GOALIES

	GP	MP	GA	SO	AVG
Wilson (2-0-0)	2	120	4	0	2.00
Herron (3-0-0)	3	180	8	0	2.67
TOTAL	5	300	12	0	2.40

GOALIES

	GP	MP	GA	SO	AVG
Meloche (0-4-0)	4	240	15	0	3.75
Edwards (0-1-0)	1	60	6	0	6.00
TOTAL	5	300	21	0	4.20

SCORING SUMMARIES

1977-78	GP	W	L	T	PTS	GF	GA	PPG	SHG	PEN	PIM
PITTSBURGH	4	2	1	1	5	14	13	1	1	28	95
COLORADO	4	1	2	1	3	13	14	4	0	21	73

PITTSBURGH VS COLORADO

AT PITTSBURGH (1-1-0)

Mar. 8 Pgh. 5 (a) Col. 3 (e)
Mar. 22 Col. 5 (g) Pgh. 2 (a)

- (a) Herron in goal
- (b) Wilson in goal

AT COLORADO (1-0-1)

Dec. 6 Pgh. 3 (a) Col. 3 (f)
Feb. 7 Pgh. 4 (a) Col. 2 (e)

- (e) Plasse in goal
- (f) Favell in goal
- (g) McKenzie in goal

(Pittsburgh leads All-Time Series (8-4-4))
Includes games as Kansas City Scouts

GOALS BY PERIODS

	1st	2nd	3rd	Total
PITTSBURGH	6	2	6	14
COLORADO	6	5	2	13

SHOTS BY PERIODS

	1st	2nd	3rd	Total
PITTSBURGH	49	35	41	125
COLORADO	63	45	50	158

PITTSBURGH

PLAYER	GP	G	A	PTS	PIM
Kehoe	3	4	0	4	0
Flesch	3	3	1	4	4
Paradise	3	0	4	4	4
Pronovost	4	2	1	3	16
Mahovlich	3	1	2	3	2
Burrows	4	0	3	3	0
Edur	4	0	3	3	4
Carr	4	1	1	2	4
MacDonald	1	0	2	2	0
Malone	4	0	2	2	2
Stackhouse	3	1	0	1	2
Bianchin	4	1	0	1	0
Chapman	4	1	0	1	0
Cassidy	1	0	1	1	0
Schultz	4	0	1	1	43
Sanderson	1	0	0	0	0
Faubert	2	0	0	0	0
Campbell	3	0	0	0	0
Anderson	4	0	0	0	0
Herron	4	0	0	0	0
Lee	4	0	0	0	0
Spencer	4	0	0	0	0
TOTAL	4	14	21	35	28-95

COLORADO

PLAYER	GP	G	A	PTS	PIM
Dupere	3	5	1	6	0
Paiement	4	2	4	6	31
Van Boxmeer	4	1	3	4	4
Pyatt	4	2	1	3	0
Beck	4	1	2	3	12
Spruce	4	0	2	2	2
Contini	2	1	0	1	0
Andruff	4	1	0	1	0
Gardner	1	0	1	1	0
Neely	1	0	1	1	0
Christie	3	0	1	1	7
Delorme	4	0	1	1	11
Kitchen	4	0	1	1	0
Owchar	4	0	1	1	2
Arnason	1	0	0	0	0
Favell	1	0	0	0	0
McKenzie	1	0	0	0	0
O'Brien	1	0	0	0	0
Pierce	1	0	0	0	9
Skinner	1	0	0	0	0
Croteau	2	0	0	0	0
Hudson	2	0	0	0	5
Plasse	2	0	0	0	0
Ahern	3	0	0	0	2
Klassen	3	0	0	0	0
Suzor	3	0	0	0	0
Lefley	4	0	0	0	0
Bench					2
TOTAL	4	13	19	32	21-73

GOALIES

	GP	MP	GA	SO	AVG
Herron (2-1-1)	4	240	12	0	3.00
TOTAL	4	240	13	0	3.00

GOALIES

	GP	MP	GA	SO	AVG
McKenzie (1-0-0)	1	60	2	0	2.00
Favell (0-0-1)	1	60	3	0	3.00
Plasse (0-2-0)	2	120	8	0	4.00
TOTAL	4	240	14	0	3.50

SCORING SUMMARIES

1977-78	GP	W	L	T	PTS	GF	GA	PPG	SHG	PEN	PIM
PITTSBURGH	6	2	3	1	5	21	22	10	0	72	233
DETROIT	6	3	2	1	7	22	21	7	2	71	234

AT PITTSBURGH (1-1-1)

Oct. 26 Det. 4 (e) Pgh. 3 (a)
 Nov. 30 Pgh. 6 (b) Det. 4 (e)
 Mar. 25 Pgh. 2 (a) Det. 2 (e)
 (a) Herron in goal
 (b) Wilson in goal

AT DETROIT (1-2-0)

Nov. 2 Det. 3 (e) Pgh. 1 (a)
 Jan. 31 Pgh. 5 (a) Det. 3 (e)
 Apr. 6 Det. 6 (f) Pgh. 4 (a)
 (e) Low in goal
 (f) Rutherford in goal

(Detroit leads All-Time Series tied (28-26-8))

GOALS BY PERIODS

	1st	2nd	3rd	Total
PITTSBURGH	8	4	9	21
DETROIT	6	11	5	22

SHOTS BY PERIODS

	1st	2nd	3rd	Total
PITTSBURGH	59	47	52	158
DETROIT	66	71	60	197

PITTSBURGH

PLAYER	GP	G	A	PTS	PIM
Malone	6	2	5	7	21
Mahovich	4	4	2	6	6
Carr	5	0	6	6	2
Chapman	6	4	1	5	22
Kehoe	5	3	2	5	0
MacDonald	1	1	3	4	0
Pronovost	5	3	0	3	0
Edur	3	1	2	3	2
Spencer	6	2	0	2	4
Bianchin	3	0	2	2	4
Campbell	3	0	2	2	30
Schultz	5	0	2	2	91
Stackhouse	5	0	2	2	4
Cassidy	3	1	0	1	7
Apps	1	0	1	1	0
Corrigan	2	0	1	1	2
Owchar	3	0	1	1	12
Lee	4	0	1	1	2
Paradise	5	0	1	1	4
Burrows	6	0	1	1	2
Davis	1	0	0	0	0
Flesch	1	0	0	0	2
Monahan	1	0	0	0	0
Wilson	1	0	0	0	0
Cossette	2	0	0	0	0
Larouche	2	0	0	0	0
Morrison	2	0	0	0	0
Sanderson	2	0	0	0	0
Faubert	3	0	0	0	0
Herron	5	0	0	0	2
Anderson	6	0	0	0	10
Bench					4
TOTAL	6	21	35	56	72-533

GOALIES

	GP	MP	GA	SO	AVG
Herron (1-3-1)	5	300	17	0	3.40
Wilson (1-0-0)	1	60	4	0	4.00
TOTAL	6	360	22	0	3.67

DETROIT

PLAYER	GP	G	A	PTS	PIM
Hextall	6	3	5	8	21
Libett	6	4	3	7	6
Larson	6	2	5	7	14
McCourt	6	3	3	6	0
St. Laurent	6	2	4	6	6
Woods	6	3	1	4	2
Joly	5	0	4	4	4
Lothead	6	1	2	3	4
Maloney	4	0	3	3	34
Nedamonsky	4	1	1	2	0
Harper	6	1	1	2	7
Grant	1	1	0	1	0
Polonich	6	1	0	1	68
Bergman	2	0	1	1	4
Hull	2	0	1	1	0
Miller	4	0	1	1	30
Cameron	6	0	1	1	4
Bowness	6	0	1	1	12
Ritchie	1	0	0	0	0
Rutherford	1	0	0	0	0
Sheehy	1	0	0	0	0
Hamel	2	0	0	0	6
McDonough	2	0	0	0	2
Thompson	2	0	0	0	0
Low	5	0	0	0	0
Wright	6	0	0	0	4
Bench					2
TOTAL	6	22	37	59	71-234

GOALIES

	GP	MP	GA	SO	AVG
Low (2-2-1)	5	300	16	0	3.20
Rutherford (1-0-0)	1	60	4	0	4.00
TOTAL	6	360	21	0	3.50

SCORING SUMMARIES

1977-78	GP	W	L	T	PTS	GF	GA	PPG	SHG	PEN	PIM
PITTSBURGH	6	0	3	3	3	15	21	0	0	28	67
LOS ANGELES	6	3	0	3	9	21	15	2	0	22	47

AT PITTSBURGH (0-1-2)

Dec. 8 L.A. 5 (e) Pgh. 3 (b)
 Jan. 7 Pgh. 3 (a) L.A. 3 (e)
 Feb. 18 Pgh. 1 (a) L.A. 1 (e)
 (a) Herron in goal
 (b) Wilson in goal

PITTSBURGH VS LOS ANGELES

1977-78	GP	W	L	T	PTS	GF	GA	PPG	SHG	PEN	PIM
PITTSBURGH	6	0	3	3	3	15	21	0	0	28	67
LOS ANGELES	6	3	0	3	9	21	15	2	0	22	47

AT LOS ANGELES (0-2-1)

Nov. 24 L.A. 5 (e) Pgh. 3 (a)
 Feb. 11 Pgh. 3 (a) L.A. 3 (e)
 Mar. 14 L.A. 4 (e) Pgh. 2 (a)
 (e) Vachon in goal

(Los Angeles leads All-Time Series (34-31-8))

GOALS BY PERIODS

	1st	2nd	3rd	Total
PITTSBURGH	5	5	5	15
LOS ANGELES	4	10	7	21

SHOTS BY PERIODS

	1st	2nd	3rd	Total
PITTSBURGH	61	50	38	149
LOS ANGELES	84	76	76	236

PITTSBURGH

PLAYER	GP	G	A	PTS	PIM
Pronovost	6	2	4	6	6
Carr	6	2	3	5	0
Mahovich	5	3	1	4	4
Kehoe	6	1	2	3	0
Edur	5	0	3	3	2
Corrigan	2	1	1	2	0
Anderson	5	0	2	2	2
Malone	6	0	2	2	6
Schultz	6	0	2	2	26
Larouche	1	1	0	1	0
Flesch	3	1	0	1	0
Bianchin	5	1	0	1	13
Lee	5	1	0	1	0
Burrows	6	1	0	1	4
Chapman	6	1	0	1	0
MacDonald	2	0	1	1	0
Stackhouse	3	0	1	1	2
Herron	5	0	1	1	0
Spencer	6	0	1	1	0
Cossette	1	0	0	0	0
Faubert	1	0	0	0	0
Owchar	1	0	0	0	0
Price	1	0	0	0	0
Sanderson	1	0	0	0	0
Wilson	1	0	0	0	0
Campbell	2	0	0	0	0
Paradise	6	0	0	0	2
TOTAL	6	15	24	39	28-67

GOALIES

	GP	MP	GA	SO	AVG
Herron (0-2-3)	5	300	15	0	3.00
Wilson (0-1-0)	1	60	5	0	5.00
TOTAL	6	360	21	0	3.50

LOS ANGELES

PLAYER	GP	G	A	PTS	PIM
Goring	6	4	5	9	0
Williams	4	3	4	7	0
Hicke	3	2	2	4	0
Apps	6	2	2	4	0
Murphy	6	1	3	4	9
Taylor	5	0	4	4	4
Kozak	3	2	1	3	0
Dionee	4	2	1	3	2
Goldup	4	2	0	2	2
Stemkowski	6	1	1	2	8
Wilson	6	1	1	2	4
Hutchinson	4	0	2	2	2
Sargent	5	0	2	2	4
Murdoch	6	1	0	1	2
Grant	3	0	1	1	0
Manery	6	0	1	1	4
Monahan	6	0	1	1	2
Edestrand	1	0	0	0	2
Short	1	0	0	0	0
Komadoski	2	0	0	0	2
Brown	4	0	0	0	0
Palmer	4	0	0	0	0
Venasky	4	0	0	0	0
Vachon	6	0	0	0	0
TOTAL	6	21	31	52	22-47

GOALIES

	GP	MP	GA	SO	AVG
Vachon (3-0-3)	6	360	15	0	2.50

SCORING SUMMARIES

1977-78	GP	W	L	T	PTS	GF	GA	PPG	SHG	PEN	PIM
PITTSBURGH	4	2	2	0	4	18	17	5	0	25	77
MINNESOTA	4	2	2	0	4	17	18	5	0	18	39

PITTSBURGH VS MINNESOTA

AT PITTSBURGH (2-0-0)

Feb. 1 Pgh. 6 (a) Min. 1 (e)
Apr. 5 Pgh. 7 (a) Min. 2 (f)
(a) Herron in goal
(b) Wilson in goal

AT MINNESOTA (0-2-0)

Nov. 16 Min. 7 (e) Pgh. 4 (b)
Mar. 21 Min. 7 (f) Pgh. 1 (a)
(e) Lopresti in goal
(f) Harrison in goal

(Pittsburgh leads All-Time Series (31-25-8))

GOALS BY PERIODS

	1st	2nd	3rd	Total
PITTSBURGH	2	6	10	18
MINNESOTA	7	6	4	17

SHOTS BY PERIODS

	1st	2nd	3rd	Total
PITTSBURGH	44	46	46	136
MINNESOTA	48	44	39	131

PITTSBURGH

PLAYER	GP	G	A	PTS	PIM
Kehoe	4	3	5	8	0
Carr	4	2	6	8	0
Pronovost	4	2	3	5	4
Chapman	4	4	0	4	0
Mahovlich	2	2	2	4	0
Malone	4	2	1	3	8
Spencer	4	0	3	3	0
Anderson	4	1	1	2	4
Faubert	2	0	2	2	2
Bianchin	3	0	2	2	0
Edur	3	0	2	2	0
Paradise	3	1	0	1	10
Schultz	4	1	0	1	45
Corrigan	1	0	1	1	0
Owchar	1	0	1	1	0
Flesch	2	0	1	1	0
Cossette	1	0	0	0	0
Hamilton	1	0	0	0	0
Larouche	1	0	0	0	0
Wilson	1	0	0	0	0
Cassidy	2	0	0	0	0
Sanderson	2	0	0	0	0
Stackhouse	2	0	0	0	2
Campbell	3	0	0	0	2
Herron	3	0	0	0	0
Lee	3	0	0	0	0
Burrows	4	0	0	0	0
TOTAL	4	18	30	48	25-77

GOALIES

	GP	MP	GA	SO	AVG
Herron (2-1-0)	3	180	10	0	3.33
Wilson (0-1-0)	1	60	7	0	7.00
TOTAL	4	240	17	0	4.25

MINNESOTA

PLAYER	GP	G	A	PTS	PIM
Sharpley	4	3	3	6	6
Talafous	4	3	3	6	0
Young	4	3	3	6	4
Brasar	4	2	4	6	2
Zanussi	4	5	0	5	4
Jarry	1	0	4	4	0
Bennett	3	1	1	2	4
Beverley	2	0	2	2	0
Roberts	2	0	2	2	0
Maxwell, Bd.	3	0	2	2	0
Eriksson	4	0	2	2	0
Hicks	2	0	1	1	2
Barrett	4	0	1	1	0
Jensen	4	0	1	1	2
Youngmans	4	0	1	1	5
Boo	1	0	0	0	0
Maxwell, Bn.	1	0	0	0	0
O'Brien	1	0	0	0	0
Reid	1	0	0	0	2
Butters	2	0	0	0	0
Harrison	2	0	0	0	2
Lopresti	2	0	0	0	0
Nanne	2	0	0	0	2
Pirus	2	0	0	0	0
Engele	3	0	0	0	0
Andersson	4	0	0	0	0
Bench					4
TOTAL	4	17	30	47	18-39

GOALIES

	GP	MP	GA	SO	AVG
Harrison(1-1-0)	2	120	8	0	4.00
Lopresti (1-1-0)	2	120	10	0	5.00
TOTAL	4	240	18	0	4.50

SCORING SUMMARIES

1977-78	GP	W	L	T	PTS	GF	GA	PPG	SHG	PEN	PIM
PITTSBURGH	6	1	5	0	2	19	35	8	0	17	45
MONTREAL	6	5	1	0	10	35	19	3	0	20	43

PITTSBURGH VS MONTREAL

AT PITTSBURGH (1-2-0)

Dec. 17 Pgh. 5 (a) Mtl. 3 (e)
Jan. 11 Mtl. 8 (f) Pgh. 6 (b)
Mar. 1 Mtl. 5 (f) Pgh. 2 (a)
(a) Herron in goal
(b) Wilson in goal

AT MONTREAL (0-3-0)

Nov. 29 Mtl. 9 (e) Pgh. 1 (a)
Dec. 29 Mtl. 4 (f) Pgh. 3 (a)
Mar. 29 Mtl. 6 (f) Pgh. 2 (a)
(e) Dryden in goal
(f) Larocque in goal

(Montreal leads All-Time Series (47-7-8))

GOALS BY PERIODS

	1st	2nd	3rd	Total
PITTSBURGH	8	8	3	19
MONTREAL	13	11	11	35

SHOTS BY PERIODS

	1st	2nd	3rd	Total
PITTSBURGH	41	64	54	159
MONTREAL	87	76	81	228

PITTSBURGH

PLAYER	GP	G	A	PTS	PIM
Bianchin	6	4	2	6	0
Mahovlich	6	3	3	6	0
Schultz	6	2	4	6	2
Carr	6	1	4	5	2
Edur	5	0	5	5	0
Malone	6	0	5	5	0
Kehoe	6	3	1	4	4
Pronovost	6	3	1	4	0
Chapman	5	2	2	4	0
Lee	6	1	1	2	0
Spencer	6	0	2	2	7
Corrigan	1	0	1	1	0
Burrows	5	0	1	1	2
Cassidy	1	0	0	0	0
Faubert	1	0	0	0	0
Owchar	1	0	0	0	0
Wilson	1	0	0	0	0
Hamilton	2	0	0	0	0
MacDonald	2	0	0	0	0
Price	2	0	0	0	0
Campbell	3	0	0	0	2
Flesch	2	0	0	0	0
Stackhouse	3	0	0	0	0
Paradise	4	0	0	0	6
Anderson	5	0	0	0	20
Herron	5	0	0	0	0
TOTAL	6	19	32	51	17-45

GOALIES

	GP	MP	GA	SO	AVG
Herron (1-4-0)	5	300	27	0	5.40
Wilson (0-1-0)	1	60	8	0	8.00
TOTAL	6	360	35	0	5.83

MONTREAL

PLAYER	GP	G	A	PTS	PIM
Mondou	6	4	9	13	2
Cournoyer	4	5	5	10	0
Larouche	5	1	9	10	0
Lambert	6	4	4	8	4
Risebrough	6	4	3	7	4
Shutt	6	3	4	7	0
Laffeur	5	2	4	6	0
Houle	6	4	1	5	2
Lemaire	5	3	2	5	0
Nyrop	4	1	4	5	0
Gainey	5	2	2	4	2
Lapointe	3	0	4	4	0
Robinson	6	0	4	4	7
Jarvis	6	0	3	3	2
Engblom	4	1	1	2	0
Chartraw	4	0	2	2	4
Tremblay	4	1	0	1	6
Bouchard	4	0	1	1	2
Hughes	1	0	0	0	0
Polich	1	0	0	0	0
Schutt	1	0	0	0	0
Dryden	2	0	0	0	0
Larocque	4	0	0	0	0
TOTAL	6	35	62	97	20-43

GOALIES

	GP	MP	GA	SO	AVG
Dryden (1-1-0)	2	120	6	0	3.00
Larocque (4-0-0)	4	240	13	0	3.25
TOTAL	6	360	19	0	3.17

SCORING SUMMARIES

1977-78	GP	W	L	T	PTS	GF	GA	PPG	SHG	PEN	PIM
PITTSBURGH	4	1	2	1	3	14	15	1	0	12	35
NY ISLANDERS	4	2	1	1	5	15	14	3	0	10	23

AT PITTSBURGH (1-0-1)

Nov. 26 Pgh. 5 (a) NYI. 2 (e)
Mar. 5 Pgh. 3 (a) NYI. 3 (e)

(a) Herron in goal

PITTSBURGH VS NY ISLANDERS

AT NY ISLANDERS (0-2-0)

Nov. 5 NYI. 4 (e) Pgh. 3 (a)
Mar. 4 NYI. 6 (e) Pgh. 3 (a)

(e) Resch in goal

(Pittsburgh leads All-Time Series (12-9-5))

GOALS BY PERIODS

	1st	2nd	3rd	Total
PITTSBURGH	7	3	4	14
NY ISLANDERS	5	5	5	15

SHOTS BY PERIODS

	1st	2nd	3rd	Total
PITTSBURGH	38	39	30	107
NY ISLANDERS	44	52	45	141

PITTSBURGH

PLAYER	GP	G	A	PTS	PIM
Malone	4	2	4	6	2
Pronovost	4	2	3	5	2
Schultz	4	1	3	4	7
Burrows	4	2	1	3	0
Mahovlich	2	1	2	3	2
Chapman	4	1	2	3	4
Edur	2	1	1	2	2
Bianchin	3	1	1	2	0
Cossett	2	0	2	2	0
Larouche	2	0	2	2	0
MacDonald	1	1	0	1	0
Owchar	2	1	0	1	2
Carr	4	1	0	1	10
Campbell	3	0	1	1	4
Anderson	4	0	1	1	0
Stackhouse	4	0	1	1	0
Corrigan	1	0	0	0	0
Flesch	1	0	0	0	0
Cassidy	2	0	0	0	0
Lee	2	0	0	0	0
Paradise	2	0	0	0	0
Kehoe	3	0	0	0	0
Herron	4	0	0	0	0
Spencer	4	0	0	0	0
TOTAL	4	14	24	38	12-35

GOALIES

	GP	MP	GA	SO	AVG
Herron (1-2-1)	4	240	15	0	3.75

NY ISLANDERS

PLAYER	GP	G	A	PTS	PIM
Gillies	4	2	3	5	0
Bossy	4	4	0	4	0
Harris	4	1	3	4	2
Merrick	2	1	2	3	2
Persson	3	0	3	3	0
Potvin, D.	4	0	3	3	5
Trottier	4	0	3	3	0
Howatt	3	2	0	2	0
Bourne	4	1	1	2	2
Henning	4	1	1	2	0
Nystrom	4	1	1	2	2
Drouin	3	0	2	2	4
Hart	4	0	2	2	2
Westfall	4	0	2	2	0
Parise	2	1	0	1	2
Kaszycki	3	1	0	1	0
Price	3	0	1	1	0
Bergeron	1	0	0	0	0
Marshall	2	0	0	0	0
Potvin, J.	2	0	0	0	0
Lewis	4	0	0	0	2
Resch	4	0	0	0	0
TOTAL	4	15	27	42	10-23

GOALIES

	GP	MP	GA	SO	AVG
Resch (2-1-1)	4	240	14	0	3.50

SCORING SUMMARIES

1977-78	GP	W	L	T	PTS	GF	GA	PPG	SHG	PEN	PIM
PITTSBURGH	4	2	0	2	6	16	12	5	1	23	110
NY RANGERS	4	0	2	2	2	12	16	5	0	25	70

AT PITTSBURGH (1-0-1)

Nov. 19 Pgh. 5 (b) NYR. 5 (e)
Jan. 22 Pgh. 3 (a) NYR. 1 (f)

(a) Herron in goal
(b) Wilson in goal

PITTSBURGH VS NY RANGERS

NY RANGERS (1-0-1)

Oct. 19 Pgh. 3 (a) NYR. 3 (e)
Jan. 9 Pgh. 5 (b) NYR. 3 (e)

(e) Thomas in goal
(f) Soetart in goal

(New York Leads All-Time Series (31-15-8))

GOALS BY PERIODS

	1st	2nd	3rd	Total
PITTSBURGH	6	5	5	16
NY RANGERS	3	5	4	12

SHOTS BY PERIODS

	1st	2nd	3rd	Total
PITTSBURGH	34	32	38	104
NY RANGERS	44	45	47	136

PITTSBURGH

PLAYER	GP	G	A	PTS	PIM
Pronovost	4	3	2	5	16
Mahovlich	2	1	3	4	0
Spencer	4	2	1	3	9
Stackhouse	2	1	2	3	2
Edur	2	0	3	3	0
Corrigan	2	2	0	2	0
Larouche	2	1	1	2	0
Anderson	3	1	1	2	22
Chapman	3	1	1	2	2
Kehoe	3	1	1	2	2
Burrows	3	0	2	2	4
Carr	3	0	2	2	4
Campbell	4	0	2	2	4
Malone	4	0	2	2	6
MacDonald	1	1	0	1	2
Cossette	2	1	0	1	0
Schultz	3	1	0	1	29
Apps	1	0	1	1	0
Lee	2	0	1	1	0
Owchar	2	0	1	1	2
Monahan	1	0	0	0	0
Bianchin	2	0	0	0	4
Cassidy	2	0	0	0	0
Faubert	2	0	0	0	0
Hamilton	2	0	0	0	0
Herron	2	0	0	0	0
Wilson	2	0	0	0	0
Paradise	2	0	0	0	0
Bench					2
TOTAL	4	16	26	42	33-110

GOALIES

	GP	MP	GA	SO	AVG
Herron (1-0-1)	2	120	4	0	2.00
Wilson (1-0-1)	2	120	8	0	4.00
TOTAL	4	240	12	0	3.00

WASHINGTON

PLAYER	GP	G	A	PTS	PIM
Esposito	4	3	3	6	2
Murdoch	4	3	3	6	0
Hickey	4	3	1	4	2
Vickers	4	1	3	4	5
Gilbert	2	0	4	4	0
Polis	4	1	1	2	0
Maloney	3	0	2	2	5
Tkaczuk	4	0	2	2	0
Greschner	4	1	0	1	6
Awrey	4	0	1	1	6
Duguay	3	0	1	1	0
DeBlois	4	0	1	1	2
Marois	1	0	0	0	2
McEwen	1	0	0	0	0
Soetart	1	0	0	0	0
Hodge	2	0	0	0	2
Johnstone	2	0	0	0	0
Newman	2	0	0	0	0
Smith	2	0	0	0	2
Dillon	3	0	0	0	0
Farrish	3	0	0	0	4
Fotiu	3	0	0	0	26
Thomas	3	0	0	0	0
Vadnais	4	0	0	0	4
Bench					2
TOTAL	4	12	22	34	25-70

GOALIES

	GP	MP	GA	SO	AVG
Soetart (0-1-0)	1	60	3	0	3.00
Thomas (0-1-2)	3	180	12	0	4.00
TOTAL	4	240	16	0	4.00

SCORING SUMMARIES

PITTSBURGH VS PHILADELPHIA

1977-78	GP	W	L	T	PTS	GF	GA	PPG	SHG	PEN	PIM
PITTSBURGH	4	0	3	1	1	7	26	1	0	17	37
PHILADELPHIA	4	3	0	1	7	26	7	2	1	21	45

AT PITTSBURGH (0-2-0)

Oct. 15 Phil. 8 (e) Pgh. 2 (b)
Feb. 15 Phil. 3 (f) Pgh. 1 (a)

(a) Herron in goal
(b) Wilson in goal

AT PHILADELPHIA (0-1-1)

Oct. 20 Phil. 11 (e) Pgh. 0 (b)
Jan. 12 Pgh. 4 (b) Phil. 4 (e)

(e) Parent in goal
(f) St. Croix in goal

(Philadelphia leads All-Time Series (32-20-13))

GOALS BY PERIODS

	1st	2nd	3rd	Total
PITTSBURGH	0	5	2	7
PHILADELPHIA	8	7	11	26

SHOTS BY PERIODS

	1st	2nd	3rd	Total
PITTSBURGH	24	40	30	94
PHILADELPHIA	61	45	58	164

PITTSBURGH

PLAYER	GP	G	A	PTS	PIM
Hamilton	3	2	0	2	0
Corrigan	2	1	1	2	0
Kehoe	2	1	1	2	2
Malone	4	1	1	2	4
Chapman	3	0	2	0	0
Pronovost	4	1	0	1	0
Spencer	4	1	0	1	11
Schultz	1	0	1	1	0
Bianchin	2	0	1	1	2
Carr	2	0	1	1	2
Lee	2	0	1	1	0
Mahovlich	2	0	1	1	2
Owchar	2	0	1	1	0
Paradise	4	0	1	1	2
Herron	1	0	0	0	2
MacDonald	1	0	0	0	0
Apps	2	0	0	0	0
Cassidy	2	0	0	0	2
Cossette	2	0	0	0	0
Edur	2	0	0	0	0
Flesch	2	0	0	0	0
Larouche	2	0	0	0	0
Monahan	2	0	0	0	0
Campbell	3	0	0	0	2
Stackhouse	3	0	0	0	0
Wilson	3	0	0	0	0
Anderson	4	0	0	0	4
Burrows	4	0	0	0	0
Bench					2
TOTAL	4	7	12	19	17-37

GOALIES

	GP	MP	GA	SO	AVG
Herron (0-1-0)	1	60	21	0	2.00
Wilson (0-2-1)	3	180	23	0	7.67
TOTAL	4	240	26	0	6.50

PHILADELPHIA

PLAYER	GP	G	A	PTS	PIM
Clarke	3	2	9	11	6
Kindrachuk	4	0	8	8	6
Barber	4	5	1	6	0
Kelly	4	3	3	6	9
Leach	4	2	3	5	2
Watson, Ji.	3	1	4	5	2
Dailey	4	3	1	4	2
Bladon	4	2	2	4	2
Lonsberry	4	2	1	3	2
Saleski	4	1	2	3	0
Lapointe	3	0	3	3	2
MacLeish	3	2	0	2	0
Dean	2	1	1	2	2
Bridgman	3	1	1	2	4
Bennett	1	1	0	1	2
Dupont	2	0	1	1	0
McCarthy	3	0	1	1	0
St. Croix	1	0	0	0	0
Dornhoefer	3	0	0	0	0
Holmgren	3	0	0	0	2
Hoyda	3	0	0	0	2
Parent	3	0	0	0	0
Watson, Jo.	4	0	0	0	0
TOTAL	4	26	41	67	21-45

GOALIES

	GP	MP	GA	SO	AVG
St. Croix (1-0-0)	1	60	1	0	1.00
Parent (2-0-1)	3	180	6	1	2.00
TOTAL	4	240	7	1	1.75

SCORING SUMMARIES

PITTSBURGH VS ST. LOUIS

1977-78	GP	W	L	T	PTS	GF	GA	PPG	SHG	PEN	PIM
PITTSBURGH	4	2	1	1	5	13	11	2	1	15	50
ST. LOUIS	4	1	2	1	3	11	13	1	0	13	46

AT PITTSBURGH (1-0-1)

Oct. 12 Pgh. 4 (a) St.L. 2 (e)
Feb. 22 Pgh. 2 (a) St.L. 2 (f)

(a) Herron in goal

AT ST. LOUIS (1-1-0)

Dec. 14 St.L. 3 (f) Pgh. 2 (a)
Feb. 21 Pgh. 5 (a) St.L. 4 (g)

(e) Staniowski in goal
(f) Myre in goal
(g) Grant in goal

(St. Louis leads All-Time Series (31-24-10))

GOALS BY PERIODS

	1st	2nd	3rd	Total
PITTSBURGH	4	4	5	13
ST. LOUIS	4	5	2	11

SHOTS BY PERIODS

	1st	2nd	3rd	Total
PITTSBURGH	43	41	40	124
ST. LOUIS	53	47	42	142

PITTSBURGH

PLAYER	GP	G	A	PTS	PIM
Pronovost	4	4	0	4	0
Mahovlich	3	1	3	4	0
Malone	4	1	2	3	9
Stackhouse	3	0	3	3	0
Spencer	4	2	0	2	2
Lee	3	1	1	2	5
Apps	1	0	2	2	0
Edur	3	0	2	2	2
Flesch	2	1	0	1	2
Bianchin	3	1	0	1	0
Carr	3	1	0	1	2
Kehoe	3	1	0	1	0
MacDonald	1	0	1	1	0
Owchar	1	0	1	1	0
Anderson	2	0	1	1	0
Chapman	3	0	1	1	2
Burrows	4	0	1	1	0
Cassidy	1	0	0	0	0
Cossette	1	0	0	0	2
Larouche	1	0	0	0	0
Morrison	1	0	0	0	0
Campbell	2	0	0	0	0
Corrigan	2	0	0	0	0
Hamilton	2	0	0	0	0
Schultz	2	0	0	0	24
Paradise	3	0	0	0	0
Herron	4	0	0	0	0
TOTAL	4	13	18	31	15-50

GOALIES

	GP	MP	GA	SO	AVG
Herron (2-1-1)	4	240	11	0	2.75

ST. LOUIS

PLAYER	GP	G	A	PTS	PIM
Unger	4	2	2	4	15
Federko	3	1	2	3	0
Bourbonnais	1	1	1	2	0
Sutter	4	1	1	2	2
Hess	3	0	2	2	0
Berenson	4	0	2	2	0
Currie	2	1	0	1	0
Frig	2	1	0	1	0
Fairbairn	3	1	0	1	0
Gibbs	3	1	0	1	5
Affleck	4	1	0	1	0
Larose	4	1	0	1	4
Redmond	1	0	1	1	0
Hammarstrom	3	0	1	1	0
Ogilvie	3	0	1	1	2
Patey	4	0	1	1	0
Roberts	4	0	1	1	2
Seiling	4	0	1	1	2
Brownschidle	1	0	0	0	0
Butler	1	0	0	0	0
Grant	1	0	0	0	0
MacMillan	1	0	0	0	2
Plager	1	0	0	0	0
Smrke	1	0	0	0	0
Staniowski	1	0	0	0	0
Myre	2	0	0	0	0
Bennett	3	0	0	0	0
Holt	3	0	0	0	12
TOTAL	4	11	16	27	13-46

GOALIES

	GP	MP	GA	SO	AVG
Myre (1-0-1)	2	120	4	0	2.00
Staniowski (0-1-0)	1	60	4	0	4.00
Grant (0-1-0)	1	60	5	0	5.00
TOTAL	4	240	13	0	3.25

SCORING SUMMARIES

1977-78	GP	W	L	T	PTS	GF	GA	PPG	SHG	PEN	PIM
PITTSBURGH	5	3	2	0	6	17	22	2	0	25	73
TORONTO	5	2	3	0	4	22	17	2	0	33	89

AT PITTSBURGH (1-2-0)

Dec. 23 Tor. 6 (e) Pgh. 2 (a)
 Mar. 12 Tor. 7 (e) Pgh. 1 (c)
 Apr. 2 Pgh. 6 (d) Tor. 3 (f)

(a) Herron in goal
 (c) Wilson Replaced Herron 40:00
 (d) Herron Replaced Laxton 13:28

PITTSBURGH VS TORONTO

AT TORONTO (2-0-0)

Dec. 26 Pgh. 5 (a) Tor. 4 (e)
 Mar. 18 Pgh. 3 (a) Tor. 2 (e)

(e) Palmateer in goal
 (f) McRae in goal

(Pittsburgh leads All-Time Series (24-23-11))

GOALS BY PERIODS

	1st	2nd	3rd	Total
PITTSBURGH	4	6	7	17
TORONTO	9	7	6	22

SHOTS BY PERIODS

	1st	2nd	3rd	Total
PITTSBURGH	63	64	57	184
TORONTO	49	62	59	170

PITTSBURGH

PLAYER	GP	G	A	PTS	PIM
Mahovich	5	2	4	6	4
Pronovost	5	3	2	5	4
Carr	5	2	2	4	2
Malone	5	1	3	4	4
Chapman	5	3	0	3	0
Edu	5	1	2	3	0
Bianchin	5	2	0	2	2
Kehoe	5	2	0	2	0
Cassidy	1	0	2	2	0
Hamilton	2	0	2	2	0
Schultz	4	0	2	2	31
Lee	5	0	2	2	0
Sanderson	2	1	0	1	0
Faubert	1	0	1	1	0
Burrows	3	0	1	1	2
Anderson	4	0	1	1	13
Campbell	4	0	1	1	0
Laxton	1	0	0	0	0
Wilson	1	0	0	0	0
MacDonald	2	0	0	0	0
Price	2	0	0	0	0
Flesch	3	0	0	0	4
Stackhouse	3	0	0	0	5
Paradise	4	0	0	0	2
Herron	5	0	0	0	0
Spencer	5	0	0	0	0
TOTAL	5	17	25	42	25-73

GOALIES

	GP	MP	GA	SO	AVG
Herron (3-2-0)	5	267	16	0	3.60
Wilson (0-0-0)	1	20	3	0	6.00
Laxton (0-0-0)	1	13	3	0	13.85
TOTAL	5	300	22	0	4.40

TORONTO

PLAYER	GP	G	A	PTS	PIM
Sittler	5	4	8	12	8
McDonald	5	6	4	10	0
Salming	5	3	4	7	4
Ferguson	4	2	2	4	2
Turnbill	5	1	3	4	0
Boutette	5	1	2	3	2
Ellis	5	1	2	3	7
Williams	5	0	3	3	28
Thompson	2	2	0	2	0
Carlyle	2	0	2	2	2
Glennie	5	0	2	2	6
Johansen	5	0	2	2	7
Maloney	2	1	0	1	2
Valiquette	2	1	0	1	0
Boudreau	2	0	1	1	0
Pelyk	3	0	1	1	4
Evans	1	0	0	0	0
McRae	1	0	0	0	0
Walker	2	0	0	0	7
Wilson	2	0	0	0	0
Anderson	3	0	0	0	0
Weir	3	0	0	0	0
Palmateer	4	0	0	0	0
Butler	5	0	0	0	8
Jones	5	0	0	0	2
TOTAL	5	22	36	58	33-89

GOALIES

	GP	MP	GA	SO	AVG
Palmateer (2-2-0)	4	240	11	0	2.75
McRae (0-1-0)	1	60	5	0	5.00
TOTAL	5	300	17	0	3.40

SCORING SUMMARIES

1977-78	GP	W	L	T	PTS	GF	GA	PPG	SHG	PEN	PIM
PITTSBURGH	4	1	2	1	3	16	16	3	0	20	43
VANCOUVER	4	2	1	1	5	16	16	6	0	15	33

AT PITTSBURGH (1-1-0)

Jan. 4 Pgh. 8 (a) Van. 3 (f)
 Mar. 11 Van. 3 (e) Pgh. 1 (a)

(a) Herron in goal
 (b) Wilson in goal

PITTSBURGH VS VANCOUVER

AT VANCOUVER (0-1-1)

Nov. 22 Pgh. 3 (b) Van. 3 (e)
 Mar. 15 Van. 7 (e) Pgh. 4 (b)

(e) Maniago in goal
 (f) Ridley in goal

(Pittsburgh leads All-Time Series (23-11-4))

GOALS BY PERIODS

	1st	2nd	3rd	Total
PITTSBURGH	6	2	8	16
VANCOUVER	6	5	5	16

SHOTS BY PERIODS

	1st	2nd	3rd	Total
PITTSBURGH	40	44	44	128
VANCOUVER	45	50	30	125

PITTSBURGH

PLAYER	GP	G	A	PTS	PIM
Chapman	4	4	1	5	0
Kehoe	4	2	3	5	0
Malone	4	0	5	5	4
Schultz	4	1	3	4	10
Edu	3	1	2	3	4
Lee	3	1	2	3	0
Carr	4	2	1	3	0
Pronovost	4	1	2	3	0
Bianchin	3	2	0	2	0
Sanderson	1	1	1	2	0
Mahovich	3	0	2	2	0
Stackhouse	3	0	2	2	9
Larouche	1	1	0	1	0
Owchar	1	0	1	1	2
Paradise	3	0	1	1	2
Anderson	4	0	1	1	2
Corrigan	1	0	0	0	2
Cossette	1	0	0	0	0
Hamilton	1	0	0	0	0
MacDonald	1	0	0	0	0
Flesch	2	0	0	0	2
Herron	2	0	0	0	0
Wilson	2	0	0	0	0
Campbell	3	0	0	0	2
Burrows	4	0	0	0	2
Spencer	4	0	0	0	0
Bench					2
TOTAL	4	16	27	43	20-43

GOALIES

	GP	MP	GA	SO	AVG
Herron (1-1-0)	2	120	6	0	3.00
Wilson (0-1-1)	2	120	10	0	5.00
TOTAL	4	240	16	0	4.00

VANCOUVER

PLAYER	GP	G	A	PTS	PIM
Lever	4	5	2	7	0
Ververgaert	4	1	5	6	0
Blight	4	3	2	5	0
Walton	3	1	4	5	0
Martin	4	2	2	4	6
Alexander	2	0	4	4	0
Oddleifson	4	1	2	3	0
Monahan	4	2	0	2	2
Sedlbauer	3	0	2	2	0
Stewart	1	1	0	1	0
Snepsts	3	0	1	1	0
Gillis	4	0	1	1	0
Graves	4	0	1	1	2
Kearns	4	0	1	1	2
O'Flaherty	4	0	1	1	5
Ridley	1	0	0	0	0
Gassoff	2	0	0	0	2
Goodenough	2	0	0	0	0
Grisdale	2	0	0	0	2
Kanngiesser	2	0	0	0	2
Manno	2	0	0	0	0
Maniago	3	0	0	0	0
McIlhargey	4	0	0	0	10
TOTAL	4	16	28	44	15-33

GOALIES

	GP	MP	GA	SO	AVG
Maniago (2-0-1)	3	180	8	0	2.67
Ridley (0-1-0)	1	60	8	0	8.00
TOTAL	4	240	16	0	4.00

SCORING SUMMARIES

1977-78	GP	W	L	T	PTS	GF	GA	PPG	SHG	PEN	PIM
PITTSBURGH	6	1	4	1	3	15	20	4	1	47	142
WASHINGTON	6	4	1	1	9	20	15	6	1	46	135

AT PITTSBURGH (0-2-1)

Dec. 28 Pgh. 2 (a) Wash. 2 (e)
Jan. 21 Wash. 5 (f) Pgh. 2 (b)
Apr. 8 Wash. 6 (f) Pgh. 4 (a)

(a) Herron in goal
(b) Wilson in goal

PITTSBURGH VS WASHINGTON

AT WASHINGTON (1-2-0)

Oct. 14 Wash. 2 (e) Pgh. 1 (b)
Dec. 4 Pgh. 4 (b) Wash. 2 (f)
Jan. 2 Wash. 3 (f) Pgh. 2 (a)

(d) Wolfe in goal
(f) Bedard in goal

(Pittsburgh leads All-Time Series (11-10-3))

GOALS BY PERIODS

	1st	2nd	3rd	Total
PITTSBURGH	3	4	8	15
WASHINGTON	5	8	7	20

SHOTS BY PERIODS

	1st	2nd	3rd	Total
PITTSBURGH	57	54	75	186
WASHINGTON	52	58	59	169

PITTSBURGH

PLAYER	GP	G	A	PTS	PIM
Pronovost	6	5	1	6	0
Mahovich	5	2	3	5	8
Edur	5	1	4	5	0
Schultz	5	1	3	4	53
Carr	5	0	4	4	29
Malone	5	2	1	3	4
Lee	5	1	1	2	5
Chapman	6	1	1	2	2
Hamilton	4	0	2	2	2
Sanderson	1	1	0	1	0
Paradise	6	1	0	1	2
Corrigan	1	0	1	1	0
Faubert	1	0	1	1	2
Flesch	1	0	1	1	0
MacDonald	2	0	1	1	0
Kehoe	5	0	1	1	0
Anderson	6	0	1	1	6
Apps	1	0	0	0	0
Cossette	1	0	0	0	0
Larouche	1	0	0	0	0
Morrison	1	0	0	0	0
Owchar	1	0	0	0	5
Cassidy	2	0	0	0	2
Price	2	0	0	0	0
Burrows	3	0	0	0	0
Herron	3	0	0	0	2
Stackhouse	3	0	0	0	2
Wilson	3	0	0	0	0
Campbell	4	0	0	0	12
Bianchin	5	0	0	0	4
Spencer	6	0	0	0	0
Bench					2
TOTAL	6	15	26	41	47-142

GOALIES

	GP	MP	GA	SO	AVG
Wilson (1-2-0)	3	180	9	0	3.00
Herron (0-2-1)	3	180	11	0	3.67
TOTAL	6	360	20	0	3.33

WASHINGTON

PLAYER	GP	G	A	PTS	PIM
Charron	6	2	7	9	0
Sirois	5	3	4	7	0
Meehan	6	3	0	3	10
Marson	4	2	0	2	24
Girard	3	1	1	2	0
Godin	3	1	1	2	0
Patrick	5	1	1	2	0
Smith	6	1	1	2	10
Lemieux	2	0	2	2	0
Lane	4	0	2	2	14
Picard	4	0	2	2	4
Lalonde	6	0	2	2	4
Bolonchuk	4	1	0	1	11
Green	4	1	0	1	2
Rowe	5	1	0	1	15
Forbes	6	1	0	1	9
Collins	6	1	0	1	2
Watson	6	1	0	1	8
Patey	1	0	1	1	0
Labre	2	0	1	1	13
Bailey	3	0	1	1	0
Riley	3	0	1	1	7
Bedard	4	0	1	1	0
Gibson	1	0	0	0	0
McKechnie	1	0	0	0	0
Lynch	2	0	0	0	0
Wolfe	2	0	0	0	0
Bragنالo	3	0	0	0	0
Bench					2
TOTAL	6	20	28	48	46-135

GOALIES

	GP	MP	GA	SO	AVG
Wolfe (1-0-1)	2	120	3	0	1.50
Bedard (3-1-0)	4	240	12	0	3.00
TOTAL	6	360	15	0	2.50

1970 PLAYOFFS

DATE	CITY	RESULTS	WINNING GOAL	WINNING GOALIE
Apr. 8	At Pittsburgh	Penguins 2, Oakland 1	Harbaruk	Binkley
Apr. 9	At Pittsburgh	Penguins 3, Oakland 1	Boyer	Binkley
Apr. 11	At Oakland	Penguins 5, Oakland 2	Pronovost	Binkley
Apr. 12	At Oakland	Penguins 3, Oakland 2*	Briere	Binkley
(Pittsburgh wins series 4-0)				
Apr. 19	At St. Louis	St. Louis 3, Penguins 1	Goyette	Hall
Apr. 21	At St. Louis	St. Louis 4, Penguins 1	Keenan	Plante
Apr. 23	At Pittsburgh	Penguins 3, St. Louis 2	Briere	Binkley
Apr. 26	At Pittsburgh	Penguins 2, St. Louis 1	Briere	Smith
Apr. 28	At St. Louis	St. Louis 3, Penguins 0	St. Marseille	Plante
Apr. 30	At Pittsburgh	St. Louis 4, Penguins 3	Keenan	Hall
(St. Louis wins series 4-2)				

1972 PLAYOFFS

DATE	CITY	RESULTS	WINNING GOAL	WINNING GOALIE
Apr. 5	At Chicago	Chicago 3, Penguins 1	Pappin	Esposito
Apr. 6	At Chicago	Chicago 3, Penguins 2	Maki	Esposito
Apr. 8	At Pittsburgh	Chicago 2, Penguins 0	Bordeleau	Smith
Apr. 9	At Pittsburgh	Chicago 6, Penguins 5*	Martin	Desjardins
(Chicago wins series 4-0)				

1975 PLAYOFFS

DATE	CITY	RESULTS	WINNING GOAL	WINNING GOALIE
Apr. 8	At Pittsburgh	Penguins 4, St. Louis 3	Larouche	Inness
Apr. 10	At St. Louis	Penguins 5, St. Louis 3	Campbell	Inness
(Pittsburgh wins series 2-0)				
Apr. 13	At Pittsburgh	Penguins 5, NY Islanders 4	Burrows	Inness
Apr. 15	At Pittsburgh	Penguins 3, NY Islanders 1	MacDonald	Inness
Apr. 17	At NY Islanders	Penguins 6, NY Islanders 4	Apps	Inness
Apr. 20	At NY Islanders	NY Islanders 3, Penguins 1	Gillies	Resch
Apr. 22	At Pittsburgh	NY Islanders 4, Penguins 2	Westfall	Resch
Apr. 24	At NY Islanders	NY Islanders 4, Penguins 1	Howatt	Resch
Apr. 26	At Pittsburgh	NY Islanders 1, Penguins 0	Westfall	Resch
(NY Islanders win series 4-3)				

1976 PLAYOFFS

DATE	CITY	RESULTS	WINNING GOAL	WINNING GOALIE
Apr. 6	At Toronto	Toronto 4, Penguins 1	McDonald	Thomas
Apr. 8	At Pittsburgh	Penguins 2, Toronto 0	MacDonald	Plasse
Apr. 9	At Toronto	Toronto 4, Penguins 0	McKenny	Thomas
(Toronto wins series 2-1)				

1977 PLAYOFFS

DATE	CITY	RESULTS	WINNING GOAL	WINNING GOALIE
Apr. 5	At Pittsburgh	Toronto 4, Penguins 2	Williams	Thomas
Apr. 7	At Toronto	Penguins 6, Toronto 4	Malone	Herron
Apr. 9	At Pittsburgh	Toronto 5, Penguins 2	McDonald	Palmateer
(Toronto wins series 2-1)				

* - Overtime

PITTSBURGH PLAYOFF CAREER SCORING

NAME	GP	G	A	PTS	PIM
Jean Pronovost	29	9	9	18	12
Ron Schock	29	2	12	14	23
Ron Stackhouse	15	4	7	11	10
Pierre Larouche	15	2	9	11	2
Lowell MacDonald	15	6	4	10	8
Bob Kelly	15	6	3	9	23
Michel Briere	10	5	3	8	17
Syl Apps	19	4	4	8	23
Ken Schinkel	13	6	1	7	4
Vic Hadfield	12	5	2	7	11
Dean Prentice	10	2	5	7	8
Chuck Arnason	9	2	4	6	4
Nick Harbaruk	14	3	1	4	20
Duane Rupp	10	2	2	4	8
Colin Campbell	12	1	3	4	21
Dave Burrows	19	1	3	4	16
Keith McCreary	11	0	4	4	6
Rick Kehoe	15	0	4	4	0
Bob Leiter	4	3	0	3	0
Wally Boyer	10	1	2	3	0
Dunc McCallum	10	1	2	3	12
Bob Woytowich	10	1	2	3	2
Jim Morrison	8	0	3	3	10
Bryan Hextall	14	0	3	3	43
Blair Chapman	3	1	1	2	7
Stan Gilbertson	3	1	1	2	2
Greg Malone	3	1	1	2	2
Darryl Edestrand	4	0	2	2	0
Greg Polis	4	0	2	2	0
Glen Sather	10	0	2	2	17
Val Fonteyne	14	0	2	2	2
Mario Faubert	3	1	0	1	2
Pete Laframboise	9	1	0	1	0
Russ Anderson	3	0	1	1	14
Don Awrey	3	0	1	1	0
Wayne Bianchin	3	0	1	1	6
Ed Van Impe	3	0	1	1	2
Tim Horton	4	0	1	1	2
Al McDonough	4	0	1	1	0
Eddie Shack	4	0	1	1	15
Bob Paradise	6	0	1	1	17
Barry Wilkins	6	0	1	1	4
Bob McManama	8	0	1	1	6
Dennis Owchar	8	0	1	1	6
Tracy Pratt	10	0	1	1	51
Mike Corrigan	2	0	0	0	0
Larry Bignell	3	0	0	0	2
Denis Herron	3	0	0	0	5
Al Smith	3	0	0	0	0
Simon Nolet	3	0	0	0	0
Michel Plasse	3	0	0	0	0
Steve Cardwell	4	0	0	0	2
Jim Rutherford	4	0	0	0	0
Les Binkley	7	0	0	0	0
Bob Blackburn	7	0	0	0	4
Gary Inness	9	0	0	0	2
Lew Morrison	13	0	0	0	0
Bryan Watson	14	0	0	0	38
Bench					2
TOTAL	29	71	115	176	493

GOALTENDING

NAME	GP	MP	GF	GA	ENG	SO	SAVES	AVG	W-L
Les Binkley	7	428	18	15	0	0	183	2.10	5-2
Gary Inness	9	540	27	24	3	0	271	2.67	5-4
Michel Plasse	3	180	3	8	0	1	85	2.67	1-2
Al Smith	3	180	5	10	0	0	79	3.33	1-2
Jim Rutherford	4	240	8	14	0	0	131	3.50	0-4
Denis Herron	3	180	10	11	2	0	103	3.67	1-2
TOTAL	29	2048	71	82	5	1	852	2.40	13-15

RULES FOR PLAYOFFS

PLAYOFFS — TOP TWO TEAMS IN EACH DIVISION QUALIFY PLUS FOUR WILD CARD TEAMS WITH HIGHEST POINT TOTALS

FIRST ROUND — Four division winners receive a bye
 — Eight remaining qualifiers paired on the basis of seasons
 — Point totals in best two out of three series

SERIES A Most points vs least points
SERIES B 2nd highest points vs 7th highest points

SERIES C 3rd highest points vs 6th highest points
SERIES D 4th highest points vs 5th highest points

QUARTERFINALS — All pairings based on season point totals of remaining teams in best four of seven series

SERIES E Most points vs least points
SERIES F 2nd highest points vs 7th highest points

SERIES G 3rd highest points vs 6th highest points
SERIES H 4th highest points vs 5th highest points

SEMIFINALS — All pairings based on season point totals of remaining teams in best four of seven series

SERIES I Most points vs least points
SERIES J 2nd highest points vs 3rd highest points

FINALS

SERIES K — For the Stanley Cup
 Winner of Series I vs Winner of Series J — Team with most points in regular season has home ice advantage.

PLAYOFF RECORDS TEAM RECORDS

MOST GOALS, BOTH TEAMS, ONE GAME:
11 - *Chicago 6, Pittsburgh 5 (April 9, 1972 at Pittsburgh)*

FEWEST GOALS, BOTH TEAMS, ONE GAME:
1 - *NY Islanders 1, Pittsburgh 0 (April 26, 1975)*

MOST GOALS FOR, ONE GAME: 6 - *at NY Islanders (April 17, 1975)*
- *at Toronto (April 7, 1977)*

MOST GOALS AGAINST, ONE GAME: 6 - *vs Chicago (April 9, 1972)*

FEWEST GOALS FOR, ONE GAME: 0 - *at St. Louis (April 28, 1970)*
- *vs Chicago (April 8, 1972)*
- *vs NY Islanders (April 26, 1975)*
- *at Toronto (April 9, 1976)*

FEWEST GOALS AGAINST, ONE GAME: 0 - *vs Toronto (April 8, 1976)*

MOST GOALS, BOTH TEAMS, ONE PERIOD:
6 - *Pittsburgh 3, NY Islanders 3 (April 17, 1975)*

MOST GOALS FOR, ONE PERIOD: 4 - *vs Chicago (April 9, 1972)*

MOST GOALS AGAINST, ONE PERIOD:
3 - *five times; St. Louis 3, Chicago 1 & NY Islanders 1*

MOST PENALTIES, BOTH TEAMS, SERIES: 89 - *Pittsburgh 49, St. Louis 40 (1970)*

MOST PENALTY MINUTES, BOTH TEAMS, SERIES:
306 - *Pittsburgh 162, St. Louis 144 (1970)*

MOST PENALTIES, PITTSBURGH, SERIES: 49 *vs St. Louis (1970)*

MOST PENALTIES, OPPONENT, SERIES: 40 *vs St. Louis (1970)*

MOST PENALTY MINUTES, PITTSBURGH, SERIES: 162 - *vs St. Louis (1970)*

MOST PENALTY MINUTES, OPPONENT, SERIES: 144 - *St. Louis (1970)*

MOST PENALTIES, BOTH TEAMS, GAME:
30 - *Pittsburgh 18, St. Louis 12 (April 19, 1970) (12-11-7)*

MOST PENALTY MINUTES, BOTH TEAMS, GAME:
149 - *Pittsburgh 83, St. Louis 66 (April 19, 1970) (12-11-7)*

MOST PENALTIES, PITTSBURGH, GAME:
18 - *vs St. Louis (April 19, 1970) (9-5-4)*

MOST PENALTIES, OPPONENT, GAME:
12 - *vs St. Louis (April 19, 1970) (3-6-3)*

MOST PENALTY MINUTES, PITTSBURGH, GAME:
83 *vs St. Louis (April 19, 1970)*

MOST PENALTY MINUTES, OPPONENT, GAME: 66 *vs St. Louis (April 19, 1970)*

MOST PENALTIES, BOTH TEAMS, PERIOD:
16 - *Pittsburgh 10, St. Louis 6 (April 19, 1970) (8-7-1)*

MOST PENALTY MINUTES, BOTH TEAMS, PERIOD:
80 - *Pittsburgh 40, St. Louis 40 (April 19, 1970) (0-4-6)*

MOST PENALTIES, PITTSBURGH, PERIOD:
10 - *vs St. Louis (April 19, 1970) (6-3-1)*

MOST PENALTIES, OPPONENT, PERIOD:
6 - *vs St. Louis (April 19, 1970) (2-4-0)*
- *vs NY Islanders (April 26, 1975) (4-2-0)*

MOST PENALTY MINUTES, PITTSBURGH, PERIOD:
40 - *vs St. Louis (April 19, 1970)*

MOST PENALTY MINUTES, OPPONENT, PERIOD:
40 - *vs St. Louis (April 19, 1970)*

LONGEST OVERTIME GAME: 8:28 - *(April 12, 1970 at California) (Briere)*

SHORTEST OVERTIME GAME: 0:12 *(April 9, 1972 vs Chicago) (Martin)*

MOST WINS IN A ROW: 5 - *April 8-17, 1975) (2 vs St. Louis & 3 vs NY Islanders)*

MOST LOSSES IN A ROW:
5 - *April 30, 1970 - April 9, 1972 (1 vs St. Louis & 4 vs Chicago)*

SHUTOUT WINS: 2 - 0 *(April 8, 1976 vs Toronto)*
SHUTOUT LOSSES: 5 - 0 *(April 28, 1970 at St. Louis)*
2 - 0 *(April 8, 1972 vs Chicago)*
1 - 0 *(April 26, 1975 vs NY Islanders)*

INDIVIDUAL

MOST YEARS IN PLAYOFFS: 5 - *Ron Schock & Jean Pronovost*

MOST GAMES IN PLAYOFFS: 29 - *Ron Schock & Jean Pronovost*

MOST CAREER POINTS IN PLAYOFFS: 18 - *Jean Pronovost (9-9-18)*

MOST CAREER GOALS IN PLAYOFFS: 9 - *Jean Pronovost*

MOST CAREER ASSISTS IN PLAYOFFS: 12 - *Ron Schock*

MOST CAREER PENALTY MINUTES IN PLYOFFS: 51 - *Tracy Pratt*

MOST CAREER GAMES, GOALIE, PLAYOFFS: 9 - *Gary Inness*

MOST CAREER MINUTES PLAYED, GOALIE, PLAYOFFS: 540 - *Gary Inness*

MOST POINTS, ONE PLAYOFF YEAR: 8 - *Michel Briere ((1970)*
- *Bob Kelly (1975)*
- *Ron Stackhouse (1975)*

MOST GOALS, ONE PLAYOFF YEAR: 5 - *Michel Briere (1970)*
- *Bob Kelly (1975)*

MOST ASSISTS, ONE PLAYOFF YEAR: 6 - *Ron Schock (1970)*
- *Ron Stackhouse (1975)*

MOST PENALTY MINUTES, ONE PLAYOFF YEAR: 51 - *Tracy Pratt (1970)*

MOST POINTS, DEFENSEMAN, ONE PLAYOFF YEAR: 8 - *Ron Stackhouse (1975)*

MOST GOALS, DEFENSEMAN, ONE PLAYOFF YEAR:
2 - *Duane Rupp (1970)*
- *Ron Stackhouse (1975)*

MOST ASSISTS, DEFENSEMAN, ONE PLAYOFF YEAR:
6 - *Ron Stackhouse (1975)*

MOST POINTS, ONE LINE, ONE PLAYOFF YEAR:
21 - *Bob Kelly, Pierre Larouche, Churck Arnason (1975)*

MOST POINTS, PRELIM/QUARTER SERIES: 5 - *Ron Schock (1970)*
- *Bob Kelly (1975)*
- *Lowell MacDonald (1975)*
- *Jean Pronovost (1975)*
- *Pierre Larouche (1975)*

MOST GOALS, PRELIM/QUARTER SERIES: 4 - *Bob Kelly (1975)*
- *Lowell MacDonald (1975)*

MOST ASSISTS, PRELIM/QUARTER SERIES: 5 - *Ron Schock (1970)*

MOST PENALTY MINUTES, PRELIM/QUARTER SERIES:
21 - *Bryan Watson (1972)*

MOST POINTS, SEMI-FINAL SERIES: 6 - *Michel Briere (1970)*

MOST GOALS, SEMI-FINAL SERIES: 4 - *Michel Briere (1970)*

MOST ASSISTS, SEMI-FINAL SERIES: 3 - *Keith McCreary (1970)*

MOST PENALTY MINUTES, SEMI-FINAL SERIES: 43 - *Tracy Pratt (1970)*

MOST POINTS, ONE PLAYOFF GAME:
3 - *Ken Schinkel (April 11, 1970) (3g)*
- *Dean Prentice (April 11, 1970) (3g)*
- *Lowell MacDonald (April 15, 1975) (2g-1a)*
- *Jean Pronovost (April 15, 1975) (1g-2a)*

MOST GOALS, ONE PLAYOFF GAME:
3 - *Ken Schinkel (April 11, 1970 at California)*

MOST ASSISTS, ONE PLAYOFF GAME:
3 - *Dean Prentice (April 11, 1970 at California)*

MOST PENALTY MINUTES, ONE PLAYOFF GAME:
32 - *Tracy pratt (April 19, 1970 at St. Louis)*

MOST POINTS, ONE PLAYOFF PERIOD: 2 - *Several players*
 MOST GOALS, ONE PLAYOFF PERIOD:

2 - *Ken Schinkel (April 11, 1970 at California)*

- *Ken Schinkel (April 9, 1972 vs Chicago)*

- *Chuck Arnason (April 8, 1975 vs St. Louis)*

MOST ASSISTS, ONE PLAYOFF PERIOD: 2 - *Several players*

MOST PENALTIES, ONE PLAYOFF PERIOD:

4 - *Bryan Hextall (April 19, 1970 at St. Louis) (1-2-1)*

MOST PENALTY MINUTES, ONE PLAYOFF PERIOD:

25 - *Tracy Pratt (April 19, 1970 at St. Louis) (0-1-2)*

MOST CONSECUTIVE WINS BY A GOALTENDER:

5- *Gary Inness (April 8-17, 1975)*

1977-78 NHL STANDINGS PRINCE OF WALES CONFERENCE

NORRIS DIVISION

	GP	W	L	T	PTS	GF	GA
Montreal	80	59	10	11	129	359	183
Detroit	80	32	34	14	78	252	266
Los Angeles	80	31	34	15	77	243	245
PITTSBURGH	80	25	37	18	68	254	321
Washington	80	17	49	14	48	195	321

ADAMS DIVISION

Boston	80	51	18	11	113	333	218
Buffalo	80	44	19	17	105	288	215
Toronto	80	41	29	10	92	271	237
Cleveland	80	22	45	13	57	230	325

CLARENCE CAMPBELL CONFERENCE

PATRICK DIVISION

NY Islanders	80	48	17	15	111	334	210
Philadelphia	80	45	20	15	105	296	200
Atlanta	80	34	27	19	87	274	252
NY Rangers	80	30	37	13	73	279	280

SMYTHE DIVISION

Chicago	80	32	29	19	83	230	220
Colorado	80	19	40	21	59	257	305
Vancouver	80	20	43	17	57	239	320
St. Louis	80	20	47	13	53	195	304
Minnesota	80	18	53	9	45	218	325

1978 STANLEY CUP PLAYOFFS

DATE	CITY	RESULT	WINNING GOAL	WINNING GOALIE
(PRELIMINARY ROUND)				
SERIES A				
Apr. 11	Philadelphia	Philadelphia 3, Colorado 2*	Bridgman	Parent
Apr. 13	Colorado	Philadelphia 3, Colorado 1	Saleski	Parent
Philadelphia wins Series A 2 games to none				
SERIES B				
Apr. 11	Buffalo	Buffalo 4, NY Rangers 1	R.Martin	Edwards
Apr. 13	NY Rangers	NY Rangers 4, Buffalo 3*	Murdoch	Davidson
Apr. 15	Buffalo	Buffalo 4, NY Rangers 1	Ramsay	Edwards
Buffalo wins Series B 2 games to 1				
SERIES C				
Apr. 11	Toronto	Toronto 7, Los Angeles 3	Salming	Palmateer
Apr. 13	Los Angeles	Toronto 4, Los Angeles 0	Ellis	Palmateer
Toronto wins Series C 2 games to none				

SERIES D

Apr. 11	Atlanta	Detroit 5, Atlanta 3	Hextall	Low
Apr. 13	Detroit	Detroit 3, Atlanta 2	Locheid	Rutherford

Detroit wins Series D 2 games to none

(QUARTER-FINALS)

SERIES E

Apr. 17	Montreal	Montreal 6, Detroit 2	Cournoyer	Dryden
Apr. 19	Montreal	Detroit 4, Montreal 2	Thompson	Rutherford
Apr. 21	Detroit	Montreal 4, Detroit 2	Lemaire	Dryden
Apr. 23	Detroit	Montreal 8, Detroit 0	Risebrough	Dryden
Apr. 25	Montreal	Montreal 4, Detroit 2	Jarvis	Dryden

Montreal wins Series E 4 games to 1

SERIES F

Apr. 17	Boston	Boston 6, Chicago 1	Cashman	Grahame
Apr. 19	Boston	Boston 4, Chicago 3*	O'Reilly	Grahame
Apr. 21	Chicago	Boston 4, Chicago 3*	McNab	Cheevers
Apr. 23	Chicago	Boston 5, Chicago 2	McNab	Cheevers

Boston wins Series F 4 games to none

SERIES G

Apr. 17	NY Islanders	NY Islanders 4, Toronto 1	Nystrom	Resch
Apr. 19	NY Islanders	NY Islanders 3, Toronto 2*	Bossy	Resch
Apr. 21	Toronto	Toronto 2, NY Islanders 0	Ellis	Palmateer
Apr. 23	Toronto	Toronto 3, NY Islanders 1	Weir	Palmateer
Apr. 25	NY Islanders	NY Islanders 2, Toronto 1*	Nystrom	Resch
Apr. 27	Toronto	Toronto 5, NY Islanders 2	McDonald	Palmateer
Apr. 29	NY Islanders	Toronto 2, NY Islanders 1*	McDonald	Palmateer

Toronto wins Series G 4 games to 3

SERIES H

Apr. 17	Philadelphia	Philadelphia 4, Buffalo 1	Kelly	Parent
Apr. 19	Philadelphia	Philadelphia 3, Buffalo 2	MacLeish	Parent
Apr. 22	Buffalo	Buffalo 4, Philadelphia 1	Perreault	Edwards
Apr. 23	Buffalo	Philadelphia 4, Buffalo 2	MacLeish	Parent
Apr. 25	Philadelphia	Philadelphia 4, Buffalo 2	Lonsberry	Parent

Philadelphia wins Series H 4 games to 1

(SEMI-FINALS)

SERIES I

May 2	Montreal	Montreal 5, Toronto 3	Cournoyer	Dryden
May 4	Montreal	Montreal 3, Toronto 2	Lafleur	Dryden
May 6	Toronto	Montreal 6, Toronto 1	Chartraw	Dryden
May 9	Toronto	Montreal 2, Toronto 0	Lemaire	Dryden

Montreal wins Series I 4 games to none

SERIES J

May 2	Boston	Boston 3, Philadelphia 2*	Middleton	Cheevers
May 4	Boston	Boston 7, Philadelphia 5	Middleton	Cheevers
May 7	Philadelphia	Philadelphia 3, Boston 1	Kindrachuk	Parent
May 9	Philadelphia	Boston 4, Philadelphia 2	Cashman	Cheevers
May 11	Boston	Boston 6, Philadelphia 3	Marcotte	Cheevers

Boston wins Series J 4 games to 1

(FINALS)

May 13	Montreal	Montreal 4, Boston 1	Lambert	Dryden
May 16	Montreal	Montreal 3, Boston 2*	Lafleur	Dryden
May 18	Boston	Boston 4, Montreal 0	Doak	Cheevers
May 21	Boston	Boston 4, Montreal 3*	Schmautz	Cheevers
May 23	Montreal	Montreal 4, Boston 1	Mondou	Dryden
May 25	Boston	Montreal 4, Boston 1	Tremblay	Dryden

Montreal wins Stanley Cup 4 games to 2

* - Overtime

ALL TIME GOALTENDING VS PITTSBURGH

MINUTES PLAYED	GOALS AGAINST	SHUTOUTS
Rogie Vachon2953	Rogie Vachon 135	Bernie Parent 10
Cesare Maniago2199	Cesare Maniago 105	Rogie Vachon 7
Tony Esposito1980	Gary Smith 99	Ed Giacomin 7
Bernie Parent1980	Gilles Meloche 91	Cesare Maniago 5
Ed Giacomin1900	Tony Esposito 81	Bruce Gamble 5
Gary Smith1741	Doug Favell 79	Ernie Wakely 4
Doug Favell1673	Ron Low 79	Gerry Cheevers 3
Phil Myre1500	Phil Myre 78	Tony Esposito 3
Gerry Desjardins . . .1386	Ed Giacomin 73	Gerry Desjardins 3
Ed Johnston1320	Bernie Parent 68	Doug Favell 2
	Ed Johnston 68	

AVERAGE

WINS

LOSSES

Ernie Wakely1.80	Rogie Vachon 27	Rogie Vachon 15
Bruce Gamble2.04	Tony Esposito 21	Gilles Meloche 14
Bernie Parent2.06	Ed Giacomin 20	Doug Favell 13
Gerry Cheevers2.18	Bernie Parent 18	Gerry Desjardins 13
Glenn Hall2.18	Cesare Maniago 18	Cesare Maniago 12
Roy Edwards2.24	Gerry Cheevers 14	Jim Rutherford 11
Ed Giacomin2.31	Ken Dryden 13	Ron Low 10
Jacques Plante2.44	Ed Johnston 13	Phil Myre 10
Tony Esposito2.45	Michel Larocque 12	Tony Esposito 9
Michel Larocque2.55	Roger Crozier 11	Bernie Parent 9
		Dunc Wilson 9

LIFETIME SHUTOUTS VS PITTSBURGH

DATE	TEAM	SCORE	CITY	SAVES
10 – Bernie Parent – Philadelphia & Toronto				
Oct. 17, 1968	Philadelphia	3-0	at Philadelphia	20
Dec. 21, 1969	Philadelphia	4-0	at Philadelphia	28
Oct. 17, 1970	Philadelphia	0-0	at Pittsburgh	30
Feb. 23, 1972	Toronto	2-0	at Toronto	34
Oct. 27, 1973	Philadelphia	6-0	at Pittsburgh	23
Nov. 4, 1973	Philadelphia	7-0	at Philadelphia	29
Dec. 22, 1974	Philadelphia	4-0	at Pittsburgh	24
Mar. 13, 1975	Philadelphia	6-0	at Philadelphia	22
Oct. 28, 1976	Philadelphia	3-0	at Philadelphia	21
Oct. 20, 1977	Philadelphia	11-0	at Philadelphia	20
7 – Ed Giacomin – New York Rangers				
Mar. 17, 1968	NY Rangers	3-0	at New York	20
Mar. 8, 1970	NY Rangers	0-0	at New York	25
Mar. 18, 1970	NY Rangers	2-0	at Pittsburgh	30
Feb. 20, 1971	NY Rangers	2-0	at Pittsburgh	37
Feb. 27, 1971	NY Rangers	4-0	at Pittsburgh	26
Jan. 7, 1973	NY Rangers	3-0	at New York	24
Nov. 18, 1973	NY Rangers	7-0	at New York	33
7 – Rogie Vachon – Los Angeles				
Jan. 16, 1974	Los Angeles	2-0	at Pittsburgh	34
Jan. 26, 1974	Los Angeles	2-0	at Pittsburgh	25
Oct. 28, 1974	Los Angeles	2-0	at Los Angeles	23
Nov. 23, 1974	Los Angeles	0-0	at Pittsburgh	32
Mar. 22, 1975	Los Angeles	4-0	at Los Angeles	31
Oct. 30, 1975	Los Angeles	4-0	at Los Angeles	21
Mar. 2, 1977	Los Angeles	5-0	at Pittsburgh	26
5 – Cesare Maniago – Minnesota				
Mar. 23, 1968	Minnesota	3-0	at Minnesota	31
Dec. 12, 1970	Minnesota	1-0	at Pittsburgh	35
Mar. 13, 1971	Minnesota	0-0	at Pittsburgh	31
Oct. 28, 1971	Minnesota	2-0	at Minnesota	35
Feb. 20, 1972	Minnesota	2-0	at Minnesota	40
5 – Bruce Gamble – Toronto & Philadelphia				
Jan. 13, 1968	Toronto	7-0	at Toronto	33
Jan. 25, 1969	Toronto	2-0	at Pittsburgh	30
Dec. 6, 1969	Toronto	5-0	at Toronto	25
Jan. 17, 1970	Toronto	4-0	at Toronto	38
Jan. 30, 1972	Philadelphia	4-0	at Philadelphia	33
4 – Ernie Wakely – St. Louis				
Nov. 13, 1969	St. Louis	4-0	at St. Louis	25
Jan. 3, 1970	St. Louis	6-0	at St. Louis	26
Nov. 19, 1970	St. Louis	1-0	at Pittsburgh	20
Jan. 22, 1972	St. Louis	1-0	at St. Louis	25
3 – Gerry Cheevers – Boston				
Oct. 19, 1969	Boston	4-0	at Boston	26
Feb. 14, 1970	Boston	3-0	at Pittsburgh	35
Nov. 24, 1976	Boston	4-0	at Pittsburgh	34

3 – Gerry Desjardines – Los Angeles & Buffalo

Jan. 18, 1969	Los Angeles	4-0	at Los Angeles	30
Oct. 22, 1969	Los Angeles	2-0	at Los Angeles	25
Jan. 11, 1976	Buffalo	6-0	at Buffalo	28
3 – Tony Esposito – Chicago				
Dec. 27, 1969	Chicago	3-0	at Pittsburgh	30
Jan. 14, 1970	Chicago	5-0	at Chicago	28
Feb. 7, 1971	Chicago	1-0	at Chicago	28
2 – Gary Smith – California & Chicago				
Dec. 27, 1967	California	0-0	at Pittsburgh	34
Jan. 8, 1972	Chicago	4-0	at Pittsburgh	24
2 – Doug Favell – Philadelphia				
Oct. 17, 1967	Philadelphia	1-0	at Philadelphia	17
Nov. 9, 1968	Philadelphia	3-0	at Pittsburgh	37
1 – Dan Bouchard – Atlanta				
Jan. 18, 1978	Atlanta	1-0	at Atlanta	25
1 – Roger Crozier – Buffalo				
Nov. 12, 1972	Buffalo	1-0	at Buffalo	18
1 – Ken Dryden – Montreal				
Apr. 2, 1975	Montreal	6-0	at Montreal	23
1 – Gary Edwards – Cleveland				
Feb. 3, 1977	Cleveland	0-0	at Cleveland	22
1 – Roy Edwards – Detroit				
Feb. 20, 1969	Detroit	3-0	at Detroit	26
1 – Gilles Gilbert – Boston				
Mar. 27, 1977	Boston	3-0	at Boston	11
1 – Doug Grant – Detroit				
Dec. 15, 1973	Detroit	2-0	at Pittsburgh	36
1 – Glen Hall – St. Louis				
Feb. 12, 1969	St. Louis	2-0	at St. Louis	32
1 – Ed Johnston – Boston				
Mar. 2, 1969	Boston	4-0	at Boston	19
1 – Jacques Plante – St. Louis				
Nov. 19, 1969	St. Louis	4-0	at Pittsburgh	18
1 – Terry Sawchuk – New York Rangers				
Feb. 1, 1970	NY Rangers	6-0	at New York	29
1 – Wayne Stephenson – Philadelphia				
Mar. 13, 1977	Philadelphia	4-0	at Philadelphia	22
1 – Wayne Thomas – Toronto				
Jan. 11, 1977	Toronto	2-0	at Pittsburgh	30
1 – Dunc Wilson – Toronto				
Nov. 3, 1973	Toronto	6-0	at Toronto	33
1 – Lorne Worsley – Montreal				
Feb. 16, 1969	Montreal	4-0	at Pittsburgh	36
1 – Ron Low & Jacques Plante – Toronto – combined shutout				
Dec. 29, 1972	Toronto	4-0	at Pittsburgh	42

Low played all but 24 seconds of game

PITTSBURGH LIFETIME SHUTOUTS

DATE	SCORE	OPPONENT	SAVES
11 — Les Binkley			
Nov. 4, 1967	1-0	at California	31
Dec. 23, 1967	4-0	vs Minnesota	23
Dec. 27, 1967	0-0	vs California	24
Jan. 28, 1968	1-0	at Boston	33
Feb. 1, 1968	2-0	vs St. Louis	22
Mar. 30, 1968	2-0	vs Philadelphia (Quebec)	23
Nov. 12, 1969	3-0	at Toronto	31
Dec. 10, 1969	2-0	at Los Angeles	29
Mar. 25, 1970	2-0	vs Minnesota	25
Oct. 17, 1970	0-0	vs Philadelphia	24
Mar. 3, 1971	4-0	vs Montreal	33
5 — Dunc Wilson			
Nov. 13, 1976	1-0	vs Philadelphia	25
Nov. 21, 1976	5-0	vs Chicago	25
Jan. 19, 1977	3-0	at Vancouver	21
Jan. 27, 1977	3-0	at New York Rangers	30
Feb. 3, 1977	0-0	at Cleveland	22
4 — Al Smith			
Feb. 26, 1970	1-0	vs Los Angeles	30
Mar. 8, 1970	0-0	at New York Rangers	33
Dec. 8, 1970	4-0	vs Toronto	29
Mar. 13, 1971	0-0	vs Minnesota	20
4 — Jim Rutherford			
Feb. 17, 1972	2-0	at Buffalo	23
Jan. 20, 1973	3-0	vs Boston	26
Feb. 20, 1973	4-0	at New York Islanders	34
Feb. 24, 1973	2-0	vs Chicago	32
3 — Denis Herron			
Oct. 17, 1972	5-0	at New York Islanders	24
Oct. 24, 1972	4-0	at Vancouver	23
Mar. 9, 1977	3-0	vs Colorado	32
2 — Gary Inness			
Nov. 17, 1974	6-0	vs Washington	26
Nov. 23, 1974	0-0	vs Los Angeles	30
2 — Joe Daley			
Feb. 19, 1969	3-0	vs Boston	41
Mar. 23, 1969	5-0	vs Minnesota	32
2 — Michel Plasse			
Mar. 6, 1976	5-0	vs Minnesota	18
Mar. 28, 1976	3-0	vs Detroit	29
1 — Andy Brown			
Mar. 24, 1974	8-0	vs Detroit	23
1 — Hank Bassen			
Nov. 15, 1967	5-0	vs Philadelphia	27

LIFETIME HAT TRICKS VS PITTSBURGH

NAME — TEAM	DATE	GOALIE
3 - Stan Mikita - Chicago	Dec. 6, 1967	Binkley (3) & Bassen (1)**
	Feb. 11, 1970	Smith
	Feb. 10, 1974	Inness
3 - Phil Esposito - Boston	Dec. 15, 1968	Daley
	Dec. 6, 1970	Binkley
	Mar. 6, 1971	Smith
2 - Brad Park - NY Rangers	Dec. 12, 1971	Rutherford
	Feb. 12, 1972	Rutherford
2 - Dave Keon - Toronto	Jan. 17, 1970	Binkley
	Nov. 20, 1974	Inness
2 - Guy Lafleur - Montreal	Dec. 7, 1974	Johnson
	Jan. 26, 1975	Plasse**
2 - Claude Larose - Montreal	Feb. 28, 1974	Inness**
	Feb. 8, 1977	Wilson
1 - Dave Balon - NY Rangers	Feb. 1, 1970	Smith
1 - Jean Beliveau - Montreal	Mar. 16, 1968	Bassen (2) & ENG
1 - Rick Blight - Vancouver	Oct. 6, 1976	Laxton**
1 - Gene Carr - NY Rangers	Dec. 17, 1972	Herron
1 - Yvan Cournoyer - Montreal	Nov. 13, 1975	Inness
1 - Dick Duff - Montreal	Feb. 16, 1968	Binkley
1 - Stan Gilbertson - Washington	Apr. 6, 1975	Johnson**
1 - Bill Goldsworthy - Minnesota	Mar. 23, 1974	Inness
1 - Butch Goring - Los Angeles	Nov. 24, 1977	Herron
1 - Dennis Hextall - Minnesota	Mar. 7, 1973	Brown
1 - Ken Hodge - Boston	Feb. 3, 1974	Brown
1 - Rejean Houle - Montreal	Jan. 17, 1973	Newton
1 - Gordie Howe - Detroit	Nov. 2, 1969	Smith
1 - Bobby Hull - Chicago	Nov. 14, 1968	Binkley
1 - Ted Irvine - St. Louis	Feb. 29, 1976	Inness
1 - Bobby Lalonde - Vancouver	Mar. 17, 1973	Brown (2) & Newton (1)
1 - Richard Martin - Buffalo	Jan. 3, 1974	Rutherford
1 - Dennis Maruk - California	Nov. 18, 1975	Inness**
1 - Ab McDonald - St. Louis	Nov. 19, 1969	Binkley
1 - Hartland Monahan - Washington	Nov. 12, 1975	Inness
1 - Wilf Paiement - Colorado	Feb. 6, 1977	Herron
1 - Don Saleski - Philadelphia	Mar. 13, 1977	Herron
1 - Eddie Shack - Buffalo	Mar. 31, 1971	Newton
1 - Brian Spencer - Toronto	Jan. 9, 1971	Smith
1 - Norm Ullman - Toronto	Dec. 28, 1971	Binkley (2) & ENG
1 - Mike Walton - Boston	Feb. 10, 1973	Newton
PLAYOFF HAT TRICKS		
1 - Frank S. Marseille - St. Louis	Apr. 28, 1970	Smith
1 - Bobby Hull - Chicago	Apr. 9, 1972	Rutherford
1 - Lanny McDonald - Toronto	Apr. 9, 1977	Herron

** - Four Goal Game

1977-78 AWARD WINNERS

STANLEY CUP..... Montreal Canadiens
 PRINCE OF WALES TROPHY..... Montreal Canadiens
 CLARENCE S. CAMPBELL BOWL NY Islanders
 HART MEMORIAL TROPHY Guy Lafleur, Montreal
 CALDER MEMORIAL TROPHY... Mike Bossy, NY Islanders
 JAMES NORRIS MEMORIAL TROPHY Denis Potvin,
 NY Islanders
 ART ROSS TROPHY Guy Lafleur, Montreal
 CONN SMYTHE TROPHY..... Larry Robinson, Montreal
 LADY BYNG TROPHY Butch Goring, Los Angeles
 BILL MASTERTON TROPHY... Butch Goring, Los Angeles
 JACK ADAMS MEMORIAL TROPHY..... Bobby Kromm,
 Detroit
 FRANK J. SELKE TROPHY Bob Gainey, Montreal

ALL STARS

First Team

Second Team

GOALIE

KEN DRYDEN
Montreal

DON EDWARDS
Buffalo

DEFENSE

DENIS POTVIN
NY Islanders

LARRY ROBINSON
Montreal

BRAD PARK
Boston

BORJE SALMING
Toronto

CENTER

BRYAN TROTTIER
NY Islanders

DARRYL SITTLER
Toronto

LEFT WING

CLARK GILLIES
NY Islanders

STEVE SHUTT
Montreal

RIGHT WING

GUY LAFLEUR
Montreal

MIKE BOSSY
NY Islanders

(SELECTED BY PROFESSIONAL HOCKEY WRITERS' ASSOCIATION)

PITTSBURGH ALL-TIME HAT TRICKS

NAME	DATE	GOALIE
4 - Lowell MacDonald	Nov. 15, 1972 vs Minnesota	Gilbert
	Nov. 13, 1973 vs Minnesota	Maniago
4 - Pierre Larouche	Mar. 27, 1974 vs Minnesota	Worsley
	Feb. 21, 1976 vs Chicago	Villemure
	Mar. 12, 1975 vs Boston	Gilbert
	Feb. 8, 1976 at Vancouver	Smith (2) & Lockett (1)
3 - Jean Pronovost	Feb. 21, 1976 vs Chicago	Villemure
	Feb. 19, 1977 at Toronto	Palmateer (1) & Thomas (2)
3 - Rick Kehoe	Feb. 26, 1975 vs Washington	Belhumeur
	Nov. 12, 1975 at Washington	Wolfe
3 - Al McDonough	Feb. 19, 1976 vs Toronto	Favell
	Feb. 15, 1975 at Toronto	Favell
	Feb. 19, 1976 vs Toronto	Favell
	Oct. 6, 1976 vs Vancouver	Maniago (2) & Ridley (1)
2 - Syl Apps	Oct. 11, 1972 at St. Louis	Stephenson
	Nov. 18, 1972 vs Atlanta	Myre
2 - Bob Kelly	Nov. 22, 1972 vs St. Louis	Stephenson
	Dec. 13, 1972 vs NY Islanders	Desjardins
2 - Ken Schinkel	Dec. 17, 1975 at California	Meloche
	Mar. 24, 1974 vs Detroit	Grant
1 - Andy Bathgate	Dec. 17, 1975 at California	Meloche
	Oct. 21, 1967 vs Chicago	Dejordy
1 - Wayne Bianchin	Feb. 4, 1970 vs Minnesota	Maniago (1) & Broderick (2)
	Oct. 18, 1967 vs Minnesota	Maniago (2) & Bauman (1)
1 - Blair Chapman	Dec. 31, 1977 vs Cleveland	Edwards
	Nov. 16, 1977 at Minnesota	Lopresti
1 - Stan Gilbertson	Jan. 18, 1976 vs NY Rangers	Wilson (1) & Soetart (2)
	Dec. 1, 1971 vs Detroit	Smith (2) & Daley (1)
1 - Pete Mahovich	Nov. 30, 1977 vs Detroit	Low
	Mar. 24, 1971 vs Detroit	Rutherford
1 - Duane Rupp	Nov. 29, 1972 vs Toronto	Low
	Dec. 19, 1970 vs Detroit	McLeod (2) & ENG

PLAYOFF HAT TRICKS

1 - Ken Schinkel Apr. 11, 1970 at Oakland Smith

PENGUIN AWARD WINNERS

MICHEL BRIERE MEMORIAL TROPHY ROOKIE OF THE YEAR

1977-78 Peter Lee
1976-77 Greg Malone
1974-75 Pierre Larouche
1973-74 Ron Lalonde
1971-72 Dave Burrows
1970-71 Greg Polis
1969-70 Michel Briere
1968-69 Jean Pronovost
1967-68 Les Binkley

BILL McCracken AWARD UNsung HERO

1977-78 Dave Schultz
1976-77 Wayne Bianchin
1975-76 Ron Stackhouse
1974-75 Gary Inness
1973-74 Ron Schock
1972-73 Lowell MacDonald
1970-71 Bob Blackburn
1969-70 Val Fonteyne

PITTSBURGH BREWING CO. LEADING POINT SCORER AWARD

1977-78 Jean Pronovost
1976-77 Jean Pronovost
1975-76 Pierre Larouche
1974-75 Ron Schock
1973-74 Syl Apps
1972-73 Syl Apps
1971-72 Syl Apps
1970-71 Bryan Hextall
1969-70 Dean Prentice
1968-69 Ken Schinkel
1967-68 Andy Bathgate

BRAUN BAKING CO. AWARD PLAYER'S PLAYER

1977-78 Denis Herron
1976-77 Denis Herron
1975-76 Jean Pronovost
1974-75 Ron Schock
1973-74 Jean Pronovost
1972-73 Lowell MacDonald
1971-72 Jean Pronovost
1970-71 Jean Pronovost
1969-70 Jean Pronovost &
Dean Prentice
1968-69 Val Fonteyne

MAX UNGER AWARD MOST VALUABLE PLAYER

1977-78 Pete Mahovlich
1976-77 Dunc Wilson
1975-76 Pierre Larouche
1974-75 Ron Schock &
Ron Stackhouse
1973-74 Syl Apps, Dave Burrows,
Jean Pronovost & Lowell
MacDonald

1972-73 Dave Burrows
1971-72 Jean Pronovost
1970-71 Ron Schock
1969-70 Jean Pronovost
1968-69 Keith McCreary
1967-68 Les Binkley

JAMES G. BALMER AWARD CONTRIBUTION TO HOCKEY IN PITTSBURGH

1977-78 Pete Mahovlich
1975-76 Ken Schinkel
1974-75 Jack Button
1973-74 Lowell MacDonald
1972-73 Jack Riley
1971-72 Pittsburgh Penguin
Partners

1970-71 Michel Briere
1969-70 Red Kelly
1968-69 Jimmy Jordan
1966-67 Baz Bastien

EQUIBANK GOAL SCORING AWARD LEADING GOAL SCORER

1977-78 Jean Pronovost
1976-77 Jean Pronovost
1975-76 Pierre Larouche
1974-75 Jean Pronovost
1973-74 Lowell MacDonald
1972-73 Al McDonough

BOOSTER CLUB AWARD STAR OF GAME LEADER

1977-78 Denis Herron
1976-77 Dunc Wilson
1975-76 Dave Burrows
1974-75 Vic Hadfield

PENGUINS ON THE ROAD

ATLANTA FLAMES

G.M. — Cliff Fletcher
Coach — Fred Creighton
P.R. — John Marshall
Arena — The Omni (15,191)
100 Techwood Dr. N.W.
Atlanta, Georgia 30303
Phone — (404) 681-2100
Hotel — Marriott Motor Hotel
Phone — (404) 659-6500

BOSTON BRUINS

G.M. — Harry Sinden
Coach — Don Cherry
P.R. — Nate Greenberg
Arena — Boston Gardens (14,597)
150 Causeway Street
Boston, Massachusetts 02114
Phone — (617) 227-3209
Hotel — Cambridge Sonesta
Phone — (617) 491-3600

BUFFALO SABRES

G.M. — Punch Imlach
Coach — Marcel Pronovost
P.R. — Paul Wieland
Arena — Memorial Aud. (16,433)
140 Main Street
Buffalo, New York 14202
Hotel — Statler Hilton
Phone — (716) 856-1000

CHICAGO BLACK HAWKS

G.M. — Bob Pulford
Coach — Bob Pulford
P.R. — Don Murphy
Arena — Chicago Stadium (17,100)
1840 W. Madison Avenue
Chicago, Illinois 60612
Phone — (312) 733-5300
Hotel — Marriott Motor Hotel
Phone — (312) 693-4444

COLORADO ROCKIES

G.M. — Ray Miron
Coach — Pat Kelly
P.R. — Kevin O'Brien
Arena — McNichols Arena (16,401)
One McNichols Plaza
Denver, Colorado 80204
Phone — (303) 573-1800
Hotel — Hilton
Phone — (303) 893-3333

DETROIT RED WINGS

G.M. — Ted Lindsay
Coach — Bobby Kromm
P.R. — Budd Lynch/Al Coates
Arena — Olympia Stadium (16,200)
5920 Grand River Avenue
Detroit, Michigan 48208
Phone — (313) 895-6700
Hotel — Pontchartrain
Phone — (313) 965-0200

LOS ANGELES KINGS

G.M. — George McGuire
Coach — Bob Berry
P.R. — John Wolf
Arena — The Forum (16,005)
3900 W. Manchester Blvd.
Inglewood, California 90301
Phone — (213) 674-6000
Hotel — Airport Park Hotel
Phone — (213) 673-5151

MINNESOTA NORTH STARS

G.M. — Lou Nanne
Coach — Harry Howell
P.R. — Dick Dillman
Arena — Met Sports Center (15,184)
7901 Cedar Ave., South
Bloomington, Minnesota 55420
Phone — (612) 854-4411
Hotel — Marriott Motor Hotel
Phone — (612) 854-7441

MONTREAL CANADIENS

G.M. — Sam Pollock
Coach — Scotty Bowman
P.R. — Claude Mouton
Arena — Montreal Forum (18,350)
2313 St. Catherine St. W.
Montreal, Quebec H3H 1N2
Phone — (514) 932-6131
Hotel — Airport Hilton
Phone — (514) 631-2411

NEW YORK ISLANDERS

G.M. — Bill Torrey
Coach — Al Arbour
P.R. — Hawley Chester III
Arena — Nassau Memorial Coliseum
(15,317)
1155 Conklin Street
Farmingdale, New York 11735
Phone — (516) 694-5522
Hotel — Island Inn
Phone — (516) 741-4500

PENNYORK RANGERS

G.M. — Fred Shero
 Coach — Fred Shero
 P.R. — John Halligan
 Arena — Madison Square Garden (17,500)
 4 Pennsylvania Plaza
 New York, New York 10001
 Phone — (212) 563-8000
 Hotel — Statler Hilton
 Phone — (212) 736-5000

PHILADELPHIA FLYERS

G.M. — Keith Allen
 Coach — Bob McCammon
 P.R. — Joe Kadlec
 Arena — The Spectrum (17,077)
 Pattison Place
 Philadelphia, Pennsylvania 19148
 Phone — (212) 465-4500
 Hotel — Hilton
 Phone — (215) 755-9500

ST. LOUIS BLUES

G.M. — Emile Francis
 Coach — Barclay Plager
 P.R. — Susie Mathieu
 Arena — The Arena (18,006)
 5700 Oakland Avenue
 St. Louis, Missouri 63110
 Phone — (314) 781-5300
 Hotel — Stouffer's Riverfront Towers
 Phone — (314) 241-9500

TORONTO MAPLE LEAFS

G.M. — Jim Gregory
 Coach — Roger Neilson
 P.R. — Stan Obodiac
 Arena — Maple Leaf Gardens (16,485)
 60 Carlton Street
 Toronto, Ontario M5B 1L1
 Phone — (416) 368-1641
 Hotel — Hotel Toronto
 Phone — (416) 869-3456

VANCOUVER CANUCKS

G.M. — Jake Milford
 Coach — Harry Neale
 P.R. — Norm Jewison
 Arena — Pacific Coliseum (15,613)
 100 North Renfrew Street
 Vancouver, B.C. V5K 3N7
 Phone — (604) 254-5141
 Hotel — Bayshore
 Phone — (604) 3377

WASHINGTON CAPITALS

G.M. — Max McNab
 Coach — Tommy McVie
 P.R. — Pierce Gardner
 Arena — Capital Centre (18,130)
 Landover, Maryland 20786
 Phone — (301) 350-3400
 Hotel — Sheraton Inn
 Phone — (301) 459-6700

NHL MONTREAL

President — John Zeigler
 Executive Vice-President — Brian O'Neill
 Information & Statistics —
 Ron Andrews/Mike Griffin
 920 Sun Life Building
 Montreal, Quebec H3B 2W2
 Phone — (514) 871-9220

NHL NEW YORK

President — Gil Stein
 Public Relations — Bob Casey/Pat Dillon
 1221 Avenue of the Americans
 New York, New York 10020
 Phone — (212) 398-1100

NHL TORONTO

Referee-in-Chief — Scotty Morrison
 Suite 202
 1 Greensboro Drive
 Rexdale, Ontario M9W 1C8
 Phone — (416) 245-2926

PENGUINS 1978-79 AWAY SCHEDULE

DAY	DATE	OPPONENT	TIME
Thursday	October 12	Boston	7:35
Thursday	October 19	Philadelphia	8:05
Sunday	October 29	NY Rangers	7:35
Wednesday	November 1	Washington	7:35
Friday	November 3	Atlanta	8:05
Thursday	November 9	Buffalo	8:05
Thursday	November 16	Vancouver	11:05
Saturday	November 18	Los Angeles	11:05
Thursday	November 23	Montreal	8:05
Sunday	November 26	Toronto	7:05
Friday	December 1	Washington	7:35
Tuesday	December 5	NY Islanders	8:05
Friday	December 8	Montreal	8:05
Thursday	December 14	Philadelphia	8:05
Sunday	December 17	Chicago	8:35
Thursday	December 21	Los Angeles	11:05
Saturday	December 23	Minnesota	3:05
Sunday	December 31	Detroit	7:05
Friday	January 5	Atlanta	8:05
Sunday	January 14	Buffalo	7:05
Wednesday	January 17	Detroit	7:35
Wednesday	January 24	Los Angeles	11:05
Thursday	January 25	Colorado	9:35
Sunday	February 4	Detroit	7:05
Sunday	February 18	Detroit	4:05
Thursday	February 22	Montreal	8:05
Sunday	February 25	Chicago	8:35
Saturday	March 3	St. Louis	9:05
Sunday	March 4	Colorado	6:05
Sunday	March 11	Toronto	7:05
Tuesday	March 13	Vancouver	11:05
Wednesday	March 14	Los Angeles	11:05
Saturday	March 17	Washington	7:35
Sunday	March 18	NY Rangers	7:35
Thursday	March 22	Boston	7:35
Saturday	March 24	NY Islanders	8:05
Tuesday	March 27	Minnesota	8:35
Saturday	March 31	Montreal	8:05
Tuesday	April 3	St. Louis	9:05
Sunday	April 8	Washington	8:05

all times — Pittsburgh time

— Televised game on WPGH-TV (Channel 53)