

All-Time Attendance/Training Camps	286	Penguins Overtime Defeats	201
All-Time Leaders vs. Penguins	156	Penguins Overtime Victories	200
Alumni Association	19	Penguins Shutouts	207
Assistant Coaches	9	Penguins Team Records	190-193
Best Home Stands/Road Trips	181	Player Bios	21-66
Broadcasters	284	Playoff Fastest Goals/Hat Tricks/Penalty Shots/Shutouts	279
Career Goaltending vs. Pittsburgh	161	Playoff Goaltending	274
Career Personnel	184	Playoff Leaders, Career	274
Career Scoring vs. Penguins	157-160	Playoff Opponent Goaltending Leaders	278
Coaches and Records	183-184	Playoff Opponent Scoring Leaders	278
Comeback Victories	219	Playoff Overtime Games	278
Community Relations	16-19	Playoff Records	275-277
Craig Patrick	6	Playoff Records vs. Opponents	272
Dedication	3	Playoff Results	267-271
Entry Draft History	212-215	Playoff Scoring, All-Time	273-274
Fastest Goals	210-211	Rosters	78-80
Future Pens	67-72	Schedule	295
Game One	296	Scouts	11
History of the Penguins	162	Season Openers	198
Hockey Staff	10	Seasons in Review 1967-99	225-256
Honors and Awards	220	Staff Directory	2
How To Figure	291-292	Staff Photos	14-15
In the System	72-75	Stanley Cup Championship Teams	266
Ivan Hlinka	8	Streaks	198
Key Dates	293	Team Awards	257-259
Mario Lemieux	4-5	This Date In Penguins History	217-218
Media Info	287-288	Tom Rooney/Ken Sawyer	7
Media Relations Staff	290	Training Staff	12-13
Mellon Arena	20	Uniform History	224
Mellon Arena Records	216	Uniform Numbers	222-223
Mellon Arena Seating Chart	294	Wheeling Nailers	84
Millennium Team	260-261	Wilkes-Barre/Scranton Penguins	81-83
NHL Directory	289-290	1999-2000 Fast Facts	91
Opponents	99-161	1999-2000 Final Standings	100
Opponent Hat Tricks	204-205	1999-2000 Game-by-Game	86-87
Opponent Shutouts	208	1999-2000 Home Games	88
Overtime Record/Scorers	199	1999-2000 Injuries	97
Penalty Shots/For and Against	206	1999-2000 Man Games Lost	98
Penguins All-Star Game History	221	1999-2000 Road Games	89
Penguins All-Time Goaltenders	181	1999-2000 Penguins Statistics	90
Penguins All-Time Leaders	185-187	1999-2000 Quarterly Breakdown	96
Penguins All-Time Roster	164-181	1999-2000 Scoring Breakdown	95
Penguins All-Time Special Teams	209	1999-2000 Season Highlights	93
Penguins Hall of Fame	262-264	1999-2000 Superlatives	94
Penguins Hat Tricks	203-204	1999-2000 Transactions	92
Penguins Individual Records	194-196	2000 Entry Draft	76-77
Penguins Leaders by Season	188-189	2000 Playoff Results	281-282
Penguins Monthly Record	202	2000 Playoff Scoring/Leaders	280

Director of Publications: Brian Coe
Designer: Barb Pilarski
Editors: Steve Bovino, Tom McMillan, Darlene Sabo, Keith Wehner
Contributors: Cindy Himes, Renee Petrichevich, Jim Morlock
Photography: Matt Polk, Bruce Bennet Studios, Doug MacLellan/Hockey Hall of Fame
Special Thanks: Izak Westgate, Starbucks Coffee - Squirrel Hill, The Squirrel Hill Cafe (Don and Bill), Source W, Consolidated Graphic Communications



On the Cover: Jaromir Jagr is one of just three players to win the Art Ross Trophy in the last 20 years. Jagr, Mario Lemieux and Wayne Gretzky are featured on the divider pages in this year's book.

Administrative Offices

One Chatham Center, Suite 400
Pittsburgh, PA 15219
Phone: (412) 642-1300
FAX: (412) 642-1859

Team and Media Relations

Mellon Arena
66 Mario Lemieux Place
Pittsburgh, PA 15219
Media Relations FAX: (412) 642-1322

OWNERSHIP

Mario Lemieux and The Lemieux Group

ADMINISTRATION

Chairman/CEO/President
Executive Vice President/General Manager
Executive Vice President/COO
Executive Vice President/CFO
Vice President & General Counsel
Executive Assistant
Executive Assistant
Receptionist

Mario Lemieux
Craig Patrick
Tom Rooney
Ken Sawyer
Ted Black
Elaine Heuvelder
Fay McNamara
Kelly Hart

HOCKEY OPERATIONS

General Manager
Assistant General Manager
Head Coach
Assistant Coaches
Goaltending Coach and Scout
Head Scout
Scouts
Strength and Conditioning Coach
Equipment Manager
Trainers
Team Physician
Executive Assistant
Assistant Equipment Manager
Equipment Staff
Head Coach, Wilkes-Barre/Scranton (AHL)
Head Coach, Wheeling (ECHL)

Craig Patrick
Ed Johnston
Ivan Hlinka
Rick Kehoe, Joe Mullen, Randy Hillier
Gilles Meloche
Greg Malone
Herb Brooks, Wayne Daniels, Charlie Hodge, Mark Kelley, Neil Shea
John Welday
Steve Latin
Mark Mortland, Scott Johnson
Dr. Charles Burke
Tracey Botsford
Paul Flati
Paul DeFazio
Glenn Patrick
Alan Lemieux

COMMUNICATIONS AND MARKETING

Vice President, Communications/Marketing
Director of Media Relations
Manager, Media Relations
Director of Public & Alumni Relations
Director, Community Relations
Director of Entertainment
Assistant Director, Entertainment
Youth Hockey Coordinator

Tom McMillan
Steve Rovino
Keith Wehner
Cindy Himes
Rance Petrichewch
Paul Barlo
Mike Wurman
Mark Shuttleworth

FINANCE

Executive Vice President/CFO
Vice President/Controller
Accounting Staff

Ken Sawyer
Kevin Hart
Iawni Love, Mark Orcsic, Troy Ussack, Andrea Winschel

PROPERTIES

Vice President of Properties
Director of Publications
Creative Director

Mike Lee
Brian Coe
Barb Pilarski

TICKETING

Vice President, Ticketing
Director, Premium Seating
Manager, Premium Services
Assistant Manager, Premium Services
Director, Ticket Sales
Manager, Group Sales
Director, Ticket Operations
Manager, Inside Ticket Sales
Box Office Manager
Box Office Staff
Group Sales
Ticket Sales Representatives

Mark Anderson
Terri Smith
Michelle Follen
Sherry Huggins
James Santilli
Mike Guilfré
Laura Bryer
Chad Sencak
Carol Coulson
Kelly Gabany, Jason Onufer
Ted Miller, Chuck Pukansky
Peter Bakarat, George Birman, Kathy Davis, Larissa Dunaway, Bonnie Golinski, Dana Kirkpatrick, Mike McLoughlin, Joe Traynor, Craig Wheeler, Jason Florán, George Murphy, Kristen Abbott, Lynda Gladding, Jill Weisbrod

Customer Service Representatives

CORPORATE SALES

Vice President, Corporate Sponsorships
Senior Director, Corporate Sponsorships
Directors, Corporate Sponsorships
Manager, Sales Service
Assistant Managers, Sales Service

David Soltesz
Kim Bogesdorfer
Carl D'Alcandro, Mark DeAndrea
Marie Mays
Amy Gillespie, Beth McQuiston

GENERAL INFORMATION

Home Ice Mellon Arena
Dimensions of Rink 700 feet by 85 feet
Seating Capacity 16,958
Team Colors Black, gold and white

TV Station
TV Announcers
Flagship Radio Station
Radio Announcers

Fox Sports Net Pittsburgh
Mike Lange, Eddie Olczyk
3WS (94.5 FM, 970 AM)
Paul Steigenwald, Rob Errey

IN MEMORY



ANTHONY "A.T." CAGGIANO
1920-2000

This edition of the Penguins media guide and the entire Penguins season are dedicated to the memory of Anthony "A.T." Caggiano, who passed away in May at the age of 80.

Officially, A.T. was the Penguins' "dressing room attendant," but he was so much more than that – friend, fan, sounding board, confidant. He was as much a part of the Pittsburgh hockey scene as skates and ice and Stanley Cups.

A.T. started his Pittsburgh hockey "career" with the Hornets of the American Hockey League half a century ago, and he was still going strong for the Penguins' epic five-overtime battle with the Philadelphia Flyers in last season's playoffs. In between, he rode the roller coaster through all the highs and lows of the team's first 33 seasons – including the Penguins' Stanley Cup victories in 1991 and 1992, when he was smiling like a proud papa.

He is dearly missed by the entire Penguins family.



MARIO LEMIEUX

Owner

Mario Lemieux left a dramatic imprint on the Pittsburgh Penguins even before he brought the team out of bankruptcy in September 1999.

A Hockey Hall of Famer and the greatest player in franchise history, Lemieux scored more than 600 goals and 1,400 points and led the team to two Stanley Cups in a scintillating 12-year career that branded him as one of Pittsburgh's all-time sports legends.

But no one could have foreseen that he would become the owner of the same franchise at the tender age of 33, assembling and spearheading a team of investors that led the club out of the ruins of bankruptcy and into financial stability in his adopted hometown.

"No one could have done it but Mario Lemieux," said NHL commissioner Gary Bettman. "Our hats are off to Mario and his management team."

What Lemieux accomplished last season in the shadows of U.S. Bankruptcy Court was as stirring and dramatic as any of his remarkable feats on the ice. Pittsburgh hockey fans faced the very real possibility of losing their franchise forever until Lemieux stepped forward, proposing a reorganization plan that was approved and accepted by U.S. Bankruptcy Court on Sept. 3, 1999.

In his first season on the job, Lemieux then oversaw a tremendous financial renaissance that saw the Penguins break even on an operating basis barely one year after losing \$13 million.

"So many people have played a role in this - the fans, the business community, the political leaders, our investors, our management team and, of course, the players and coaches," Lemieux said. "We increased our ticket sales and sponsorship sales. We put another competitive team on the ice and reached the playoffs for the 10th straight year. It's been very encouraging.

"We still have a lot of work to do, both on and off the ice, but I believe we will continue to work hard and ultimately achieve our goal of bringing the Stanley Cup back to Pittsburgh."

Lemieux, who will turn 35 in October, is the majority owner of the team and also serves as Chairman of the Board, Chief Executive Officer and President. He relies heavily on an excellent management team led by three executive vice presidents: Tom Rooney as chief operating officer, Ken Sawyer as chief financial officer and Craig Patrick as general manager.

In one of his first acts as owner, Lemieux created new family sections so that more parents may enjoy Penguins games with their children. Under the UPMC/Mario Lemieux Family Section plan, an adult may buy a ticket for \$25 and purchase up to six youth (16 and under) tickets for \$10 apiece. There are 500 family section seats available for each Penguins home game.

"The idea is to make Pittsburgh Penguins hockey affordable and accessible to as many people as possible, especially families with young children," Lemieux said.

Lemieux himself is the everlasting symbol of the glory days of Pittsburgh hockey, culminating with Stanley Cup championships in 1991 and 1992. He is the leading scorer in Penguins history and retired in 1997 as the No. 6 all-time scorer in NHL history with 613 goals and 881 assists for 1,494 points.

His career highlights include six league scoring championships, three MVP awards, two Conn Smythe Trophies as MVP of the playoffs (1991 and 1992) and the Calder Trophy as rookie of the year in 1984-85.

And he accomplished all of these feats despite a stunning series of medical setbacks, including a bout with cancer in 1993 and two major back operations.

"His talent was amazing, obviously, but Mario's also got more character than anyone I've met," Craig Patrick said. "I remember games my first year in Pittsburgh when Mario was chasing Wayne Gretzky for the consecutive points streak and his back was so bad he had to grab his pant leg to pull his leg over the boards on the ice. He's just got so much drive and determination. It's a thrill to work for someone like him."

Pittsburgh hockey was sickly the first time Lemieux arrived on the scene. That was in the summer of 1984, when the Penguins - who had finished last in the overall standings in back-to-back seasons - made him the first pick of the NHL Draft.

The 18-year-old Lemieux was a tantalizing prospect, having established new Canadian junior scoring records with 133 goals and 282 points in just 70 games with Laval of the Quebec Major Junior Hockey League. But he was joining a Penguins team that had gone 16-56-6 for 38 points and drawn an average crowd of 6,839 to the Civic Arena, which was not a happy place.

All he did was take the city - and the league - by storm.

In his first NHL game against the Boston Bruins at fabled Boston Garden, Lemieux stole the puck from future Hall of Famer Ray Bourque, and scored a goal on his first shift as a Penguin - First Game, First Shift, First Shot. Several nights later, in his first home game, known as the "Lemieux Debut," he set up a goal on his first shift and pounded Vancouver's Gary Lupul in his first fight, much to the pleasure of a wild, chanting crowd at the suddenly revitalized Arena.

Lemieux scored 100 points that season and won the Calder as rookie of the year, and the Penguins

improved by a hefty 15 points in the standings, but it took several years before management could assembled a championship club around him.

Individually, Lemieux's breakthrough season actually came in 1987-88, when he scored the winning goal to lead Team Canada to victory over the Soviet Union in the preseason Canada Cup tournament, then went out and beat Gretzky for the NHL scoring championship (with 168 points) and the MVP award.

The Penguins made the playoffs for the first time of Lemieux's career in 1988-89, but it was not until two years later, after the club had hired Patrick and legendary coach Bob Johnson, that No. 66 achieved his dream of leading his team to the Stanley Cup.

Ironically, he missed the first 50 games of the 1990-91 season because of complications following back surgery, but he notched three assists in his first game in January and went on to score 45 points in 26 games before absolutely dominating the playoffs. He exploded for 44 points in 23 playoff games and led the Penguins past Minnesota, four games to two, in the Stanley Cup finals. For his efforts, he was awarded the first of his two Conn Smythe Trophies as playoff MVP.

He ran the table in 1991-92, winning the regular-season scoring championship, a second Conn Smythe and a second Cup.

Lemieux and the Penguins dominated the NHL regular season in 1992-93, but he also received the biggest scare of his life when he was diagnosed with Hodgkin's disease in January. Lemieux underwent six weeks of successful radiation treatments to combat the cancer before miraculously returning to the lineup in March and claiming another NHL scoring title. But, the Penguins were upset by the New York Islanders in the second round of the playoffs, and the cumulative effect of Lemieux's medical problems began to dramatically affect his career.

He played just 22 games in 1993-94 and took a one-season sabbatical to rest and recuperate in 1994-95. And although Lemieux came back to win back-to-back league scoring championships in 1995-96 and 1996-97, it was clear to him that his physical ailments had taken their toll.

Lemieux announced his retirement near the end of the 1996-97 season and played his final game that spring as the Penguins lost to the Philadelphia Flyers in the first round of the playoffs.

The hockey world thought it might have seen the last of him when he was named to the Hall of Fame in November 1997 - but that was before the Penguins plunged into bankruptcy.

Lemieux, the team's largest creditor, decided to put together an ownership bid in the fall of 1998 and submitted a reorganization plan in March, 1999.

That plan was confirmed by Judge Bernard Markovitz on June 24, and - after months of intense negotiations - it received final approval on Sept. 3, 1999.

In addition to his work with the Penguins, Lemieux oversees the Mario Lemieux Foundation for cancer research and sponsors an annual celebrity golf tournament each summer in Pittsburgh. The 2000 tournament at the Club at Nevillewood drew such stars as Michael Jordan, John Elway and Dan Marino and raised more than \$1 million for the charity.

Mario, his wife, Nathalie, and their four children live in the Pittsburgh suburb of Sewickley. He is the first Pittsburgh area resident to own the Penguins since Tad Potter in 1975.

PENGUINS MANAGEMENT COMMITTEE

Mario Lemieux
 Ronald W. Burkle
 William E. Kassling
 Anthony W. Liberati

Thomas B. Grealish
 Harold L. Westley
 Steven G. Leeper*

* non-voting member

LIMITED PARTNERS

SMG Pittsburgh, L.P.
 William E. and Patricia J. Kassling
 Michelle Mauldin
 Robert J. Brooks Family
 Robert G. Hoffman, II and
 Mark C. Hoffman

BBSALP Holdings Limited Partnership
 The Emperor Group and James C. Gale
 Paula D. and Angelo M. Falconi
 FOMLP



CRAIG PATRICK

Executive Vice President/
General Manager

Known for his calm and patient management style and his relentless pursuit of excellence, Craig Patrick is considered one of the best executives in professional sports.

"He's the best general manager in the game today," says no less of an authority than Mario Lemieux.

Since being hired by the Penguins in December 1989, Patrick has led the club to two Stanley Cups, five division championships and 10 straight playoff berths. Under his leadership, the Penguins posted the second-best regular-season record in the NHL during the 1990s, trailing only the Detroit Red Wings.

For his efforts Patrick was named Sporting News NHL Executive of the Year in a vote of his peers in both 1997-98 and 1998-99.

"Being financially responsible to what you have to spend and still being able to put together a winner is a juggling act," said Phoenix Coyotes GM Bobby Smith, "and no one has had to do it better than Craig Patrick."

Patrick's 10-and-a-half seasons on the job represent the longest continuous stint as general manager in Penguins history, and he has been with his team longer than all but two current NHL GMs: Harry Sinden of the Boston Bruins and Lou Lamoriello of the New Jersey Devils.

Patrick, 54, also has served two stints as interim coach of the Penguins, in 1989-90 and 1996-97. During the 1998-99 season, when the club was in bankruptcy, he also added the CEO duties to his resume.

Known as a master on the trade market, Patrick's signature deal was the one that acquired Ron Francis, Ulf Samuelsson and Grant Jennings from the Hartford Whalers on the eve of the 1991 trading deadline, paving the way to the Penguins' first Stanley Cup. But he added many other players to the Cup mix in his first full season, drafting Jaromir Jagr, signing Bryan Trottier as a free agent and trading for Joe Mullen, Larry Murphy, Peter Taglianetti, Jiri Hrdina, Gord Roberts and Scott Young. He also hired legendary "Badger Bob" Johnson as head coach and appointed Scotty Bowman as director of player development and recruitment.

In 1991-92, his second full season, Patrick made another dramatic trade, acquiring Rick Tocchet, Ken Wregget and Kjell Samuelsson from the Philadelphia Flyers and spurring the Penguins to a second straight Cup.

He was back on the trade market in dramatic fashion at the 2000 deadline, acquiring Bob Boughner, Ron Tugnutt, Janne Laukkanen, Rene Corbet and Josef Beranek in a series of deals that transformed the Penguins' season and helped the club reach the second round of the playoffs.

A member of one of hockey's most famous families - including grandfather Lester, father Lynn and uncle Muzz, Patrick played collegiate hockey at the University of Denver and captained the Pioneers to the NCAA championship in 1969. He played eight NHL seasons with five different teams, registering 72 goals and 163 points in 401 games before retiring in 1979. He made the transition to management and coaching when he landed the dual role of assistant coach and assistant GM of the 1980 U.S. Olympic team, which won the gold medal in the "Miracle on Ice" at Lake Placid. The 1980 Olympic coach, Herb Brooks, is now a scout with the Penguins and served as head coach for part of last season.

Patrick joined the New York Rangers organization as director of operations in 1980 and became the youngest general manager in club history on June 14, 1981. He served in that capacity through the 1985-86 season, leading the Rangers to the playoffs every year.

Immediately prior to joining the Penguins, Patrick spent two years as director of athletics and recreation at the University of Denver.

Born in Detroit, Patrick grew up in Boston and New Haven and was immersed in hockey because of his family ties. His grandfather, Lester, served as head coach and general manager of the Rangers and led his team to three Stanley Cups. His father, Lynn, was an all-star winger for the Rangers, became head coach of the club from 1948-50 and later served as GM of the Boston Bruins and St. Louis Blues. His uncle, Muzz, a former Canadian heavyweight amateur boxing champion, played defense for the Rangers and was GM/coach from 1954-64. Lester and Lynn Patrick are members of the Hockey Hall of Fame. Craig was named to the U.S. Hockey Hall of Fame in 1996.



TOM ROONEY
Executive Vice President/
Chief Operating Officer

Tom Rooney, a member of Pittsburgh's most prominent sports family, oversees the Penguins' day-to-day business operations as Executive Vice President and Chief Operating Officer under Mario Lemieux.

Tom is a nephew of Pittsburgh Steelers founder Art Rooney Sr. and a first cousin of current Steelers owner Dan Rooney. He grew up on the North Side of Pittsburgh and graduated from Perry High School before earning a journalism degree from Duquesne University. Pittsburgh is in his blood.

Hired by Lemieux in September 1999, Tom considered his homecoming a "crusade" and helped oversee the Penguins' strong financial turnaround in his first season on the job. The club came out of bankruptcy in dramatic fashion, increasing both ticket and sponsorship sales and landing an impressive naming rights deal with Mellon at Mellon Arena.

Rooney, 50, began his relationship with the Penguins as a teen-ager back in the 1960s. He remembers attending games as a high school student during the club's first season in 1967-68, and he earned extra money during his days at Duquesne by working as an usher for Penguins games and other events at the Civic Arena. Later, he served as the Penguins' vice president of marketing and promotions under the DeBartolo family's ownership from 1981-90.

Rooney's first job after college was as a sportswriter for Dardanel Publications in suburban Pittsburgh. He also worked in public relations and advertising for The Meadows racetrack in Washington County and for MARC Advertising in Pittsburgh before joining the Penguins' staff in 1981.

From 1990-99, Tom was an executive with the Pace Entertainment Group, overseeing 15 amphitheatres and other entertainment venues around the country, including Star Lake Amphitheatre in Washington County.

Tom and his wife, Judee (also a Duquesne graduate) live in downtown Pittsburgh. They have a son, Josh, who once captained his Canevin High School hockey team to the championship of the Penguins Cup.

TOM ROONEY/KEN SAWYER



KEN SAWYER
Executive Vice President/
Chief Financial Officer

Ken Sawyer brings more than 20 years of professional sports experience to his post as Executive Vice President and Chief Financial Officer under Mario Lemieux.

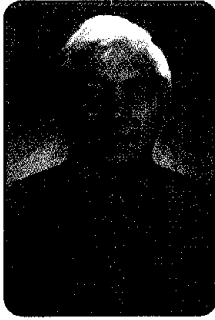
A native of Montreal, the same hometown as Lemieux, Sawyer served as Chief Financial Officer of the National Hockey League from 1979-93.

From 1993 until joining Lemieux's management team with the Penguins in September 1999, Ken operated his own financial consulting firm and served as a consultant to a number of professional sports organizations, including the Penguins.

Consequently, he is well aware of the challenges facing NHL clubs as they head into the new millennium - and that enabled him to play a key role in the Penguins financial renaissance as the Lemieux ownership group brought the team out of bankruptcy.

"The fact that we were able to hire two high-quality executives in Tom Rooney and Ken Sawyer made a huge impact on our ability to turn this business around," Lemieux said. "Both have a great deal of experience and a great enthusiasm for what we're doing here with the Penguins. I will continue to rely heavily on their expertise and advice."

Ken is a graduate of McGill University in Montreal and is a chartered accountant. He and his wife, Shirley, have two sons, Scott and Christopher.



IVAN HLINKA
Head Coach

Ivan Hlinka is the 19th head coach in Penguins history, the 16th different person to hold the job, and the first European.

"Ivan has earned the respect of the entire hockey world throughout his playing and coaching career," General Manager Craig Patrick said. "His first-hand knowledge of the game - at both the NHL and international levels - gives him a unique perspective that not many other head coaches in the league possess."

Hlinka joined the Penguins on Feb. 20, 2000, when he was named associate head coach by Patrick, after observing the Penguins for a month earlier in the season. He takes over the head coaching job from Herb Brooks, and is the second European coach in the NHL.

Hlinka and Patrick's paths crossed once before - in the 1976 Canada Cup. The United States faced Czechoslovakia in a game at the Spectrum in Philadelphia. The result was a 4-4 tie in which Patrick and Hlinka each scored twice.

Prior to joining the Penguins, Hlinka served as head coach of the Czech Republic national team, and is generally credited with building the country's hockey program into one of the elite in the world today. While serving as head coach, Ivan has led the team to a world championship in 1999 and two Olympic medals in the 1990s. The high point of his coaching career came when he led the 1998 Czech Olympic Team - featuring Penguins Jaromir Jagr, Robert Lang, Jiri Slegr, Martin Straka and Josef Beranek - to the country's first ice hockey gold medal in Nagano, Japan.

The Most, Czechoslovakia native distinguished himself on the ice as a member of Czechoslovakia's national team in the 1970s and 1980s, playing in 11 World Championships, winning a gold medal in 1972, 1976 and 1977. He was named to the tournament all-star team in 1977 and 1978 and scored 132 goals in international competition.

Hlinka also played for Czechoslovakia at the 1972 and 1976 Olympics, winning a bronze and silver medal. In the 1976 Canada Cup, facing the world's best players, he was named top forward of the tournament, in which Czechoslovakia defeated the Soviet Union, but lost to Canada, the eventual champions.

In 1981, Hlinka - along with fellow Czech Jiri Bubla - made the jump to the NHL by joining the Vancouver Canucks. In his first NHL season, he placed fifth on the team with 60 points (23+37), while appearing in 72 games. His 60 points set a club record for points by a rookie, which was tied by Pavel Bure in 1991-92.

The following season, Hlinka notched 63 points (19+44) in 65 games, as the Canucks made the Stanley Cup Finals. Overall, Hlinka recorded 123 points (42+81) and 28 penalty minutes in 137 games.

"He was a great hockey player," recalled Harry Neale, Vancouver's coach then and a broadcaster now. "I remember one night against Detroit, Hlinka took a penalty shot and put the puck into the top of the net so easily our whole bench applauded. That doesn't happen very often."

Hlinka returned to Europe in 1983, finishing his playing career with EV Zug in the Swiss League from 1983-85 before joining the coaching ranks.

In addition to coaching the national team, Hlinka has served as head coach of Litvinov in the Czech League.



RANDY HILLIER Assistant Coach

Former Penguins defenseman Randy Hillier begins his first season on the Penguins coaching staff, completing Ivan Hlinka's staff of former Penguins.

The 11-year NHL veteran defenseman was originally drafted by the Boston Bruins in the fifth round (102nd overall) of the 1980 NHL Entry Draft and spent three seasons (1981-82, through 1983-84) with the Bruins. The Penguins acquired Hillier from Boston in October of 1984 for a fourth round choice in the 1985 Entry Draft.

Hillier spent seven seasons with the Penguins from 1984-85 to 1990-91, recording 92 points (13+79) and 594 penalty minutes in 343 games. The Toronto, Ontario native was an alternate captain on the Penguins first Stanley Cup championship team in 1991.

Hillier signed as a free agent with the New York Islanders in 1991, and finished his career with Buffalo. For his career, he totaled 176 points (16+110) and 906 penalty minutes in 543 NHL games.

Hillier and his wife, Heather, have two daughters, Lara (13) and Marissa (10).



RICK KEHOE Assistant Coach

Rick Kehoe begins his 26th season in the Penguins organization, including his 13th as an assistant coach.

Kehoe has served as an assistant under nine Penguins head coaches: Pierre Cremerer, Gene Ubriaco, Craig Patrick (twice), Bob Johnson, Scotty Bowman, Ed Johnston, Kevin Constantine, Herb Brooks and Ivan Hlinka.

A talented right winger in his playing days, "Chico" played 11 of his 14 NHL seasons with the Penguins and still ranks third on the club's all-time scoring list with 636 points, trailing only Mario Lemieux and Jaromir Jagr. He scored 317 goals in 722 games with the Penguins, ranking fourth on the Penguins' all-time list in both categories.

Kehoe won the Lady Byng Trophy for sportsmanship in 1981 after setting career highs with 55 goals and 88 points, recording just six penalty minutes. He appeared in the NHL All-Star Game in 1981 and 1983 before retiring in 1985.

After retiring, Kehoe was a Penguins scout for two seasons, then began his coaching career as an assistant on Pierre Cremerer's staff in 1987. He served as an assistant until the 1998-99 season when he served as the Penguins' professional scout. Kehoe went back behind the bench as an assistant to Herb Brooks on December 9, 1999.

The Winkler, Ontario native was named a charter member of the Penguins' Hall of Fame in 1993 and is also a member of the Walsort, Pennsylvania Sports Hall of Fame. Rick and his wife, Peg, have a daughter, Kaitie.



JOE MULLEN Assistant Coach

Recent Hockey Hall of Fame inductee Joe Mullen enters his first year in the coaching ranks. He played for the Penguins from 1990-91 through 1994-95, and again in 1996-97.

Mullen was elected to the Hockey Hall of Fame in his first year of eligibility on June 15, and will be inducted in November.


The New York City native was the first U.S. born player in NHL history to top 500 goals and 1,000 points. He scored his historic 500th goal with the Penguins, March 14, 1997 at Colorado. In 16 NHL seasons with the Penguins, St. Louis, Calgary and Boston, he recorded 502 goals and 1,063 points in 1,067 games. He ranks 26th on the NHL's all-time list in goals and 45th in points.

With the Penguins, Mullen played in 379 games, scoring 153 goals and 325 points. He ranks eighth on the Penguins' all-time list in goals and 14th in points.

Mullen played on both of the Penguins' Stanley Cup Champions in 1991 and 1992, and won a third Cup with Calgary in 1989. He was acquired by the Penguins from Calgary for a second round draft choice on June 16, 1990, by Craig Patrick.

Mullen won the Lady Byng Trophy for sportsmanship twice, in 1987 and 1989 with Calgary, was named to the NHL First All-Star Team (1989), won the Lester Patrick Trophy (1995), and played in three NHL All-Star Games (1989, 1990, 1991). He retired following the 1996-97 season.

Joe and his wife, Linda, have three sons, Ryan, Michael and Patrick, and a daughter, Erin.



ED JOHNSTON Assistant General Manager

Ed Johnston enters his fourth season as the Penguins' assistant general manager, working closely with Craig Patrick on all team-related matters. Johnston has spent 17 seasons with the club in a variety of roles, including general manager, head coach, and assistant coach to Herb Brooks last season.

"EJ" served as head coach of the Penguins from 1980-83 and again from 1993-97, posting an overall record of 232-224-60 and leading the team to two division titles. He was general manager from 1983-88 and had the distinction of drafting Mario Lemieux with the first pick of the 1984 NHL draft.

Johnston played 16 seasons as an NHL goaltender with Boston, Toronto, St. Louis and Chicago, earning two Stanley Cup rings during his stint in Boston. He was the last goaltender to play every minute of a season when he played all 70 games for the 1963-64 Bruins. He had a career goals against average of 3.25 in 592 NHL games.

Johnston also served as GM of the Hartford Whalers from 1989-92. Ed and his wife, Diane, have three children, Michele, EJ Jr. and Joseph.



GREG MALONE Head Scout

Former NHL centerman Greg Malone enters his 10th season as the Penguins head scout, overseeing all junior, college, high school and European scouting efforts. He has been part of the club's staff since 1988 and logs thousands of miles on the road each season in his quest for young prospects.

Malone played 11 NHL seasons with the Penguins, Hartford and Quebec. During his Penguins career from 1976-83, he recorded 143 goals and 221 assists for 364 points in 495 games. He still ranks 10th on the team's all time list in points and 11th in goals.

Malone's best season came in 1978-79 when he led the Penguins with 35 goals and 65 points.

Greg has two sons, Ryan and Mark. A proud moment for Greg came when the Penguins selected Ryan in the fourth round of the 1999 NHL Entry Draft. Ryan is currently playing for St. Cloud State.



GILLES MELOCHE Goaltending Coach and Scout

An 18-year veteran as an NHL goaltender, Meloche begins his 12th season as the Penguins goaltending coach and scout.

Meloche played 788 games in his NHL career with Chicago, California, Cleveland, Minnesota and Pittsburgh. He posted 270 victories and played in the Stanley Cup finals with Minnesota in 1980-81.

The Penguins acquired Meloche in a 1985 trade, and he spent the last three seasons of his playing career with the team. He joined the Penguins management ranks in December, 1989, shortly after Craig Patrick was named GM.

Meloche and his wife, Sophie, reside in his hometown of Rosemere, Quebec. He has a son, Eric, and a daughter, Annie. Eric was the Penguins seventh round draft choice in the 1996 Entry Draft and played the last four years at Ohio State.



HERB BROOKS Scout

Brooks returns solely to the scouting ranks this season, after compiling a 29-23-5 record as Penguins head coach last season, and leading the team to a first round playoff upset of the Washington Capitals. This is his sixth season as a member of the Pens staff.

A former college and Olympic player, Brooks has been a successful head coach at the NHL, college and Olympic levels.

He served as head coach of the New York Rangers (1981-85), Minnesota North Stars (1987-88) and the New Jersey Devils (1992-93). Before making the jump to the pro ranks, he was the head coach at the University of Minnesota for seven seasons, winning three NCAA championships.

His most publicized accomplishment, however, came when he coached the 1980 U.S. Olympic team to a gold medal. Penguins GM Craig Patrick served as Brooks' assistant coach and assistant GM on that team.

Brooks was inducted into the U.S. Hockey Hall of Fame in 1990.

WAYNE DANIELS**Scout**

Daniels enters his second season on the Penguins scouting staff after more than 20 years with the Oshawa Generals of the Ontario Hockey League as a trainer, administrator, scout and general manager.

He was a scout when the Generals won the Memorial Cup in 1990 and served as general manager from 1991-99.

His son, Jeff, was drafted by the Penguins in 1986 and played for the club from 1990-94. Jeff is currently in the Carolina organization.

Wayne and his wife, Heather, also have a daughter, Julie.

CHARLIE HODGE**Scout**

Former NHL goaltender and Vezina Trophy winner Charlie Hodge enters his 11th season as a Penguins scout.

Hodge played 12 seasons in the NHL, including nine with the Montreal Canadiens and was a member of five Stanley Cup championship teams. He won the Vezina Trophy in 1964 for posting the league's best goals against average (2.62) and shared the award with teammate Lorne "Gump" Worsley in 1966. He was named to the NHL's Second All-Star team in 1964 and 1965.

Hodge retired as a player in 1971 and spent two seasons coaching junior hockey before joining the Winnipeg Jets scouting staff in 1980. He and his wife, Sheila, have three children and five grandchildren and reside in Langley, British Columbia.

MARK KELLEY**Scout**

Kelley begins his eighth season as the Penguins European scout. He has worked out of Moscow and Prague during his tenure with the Club.

During two seasons in Moscow, he also served as assistant general manager of the Central Red Army Team, known as the Russian Penguins.

The Waterville, Maine native played collegiately at Colby College and played professionally in Austria and with Binghamton of the AHL.

He was an assistant coach at Colby from 1982-84 and spent five seasons as a scout with the Quebec Nordiques (1988-93) before joining the Penguins.

NEIL SHEA**Scout**

Shea enters his second season as a member of the Penguins scouting staff. He played four seasons at Boston College from 1982-86, winning three Hockey East championships.

After a tryout with the New York Rangers, he played professionally in Europe, then worked as a scout with the Quebec Ramparts of the International Hockey League.

Neil and his wife, Lorraine, have three sons, Brandon, Patrick and Neil.



JOHN WELDAY
Strength and Conditioning Coach

Former Penn State offensive lineman John Welday begins his 12th season as the Penguins strength and conditioning coach. Prior to joining the Penguins, he spent five years in the same capacity at Dartmouth College, working with all sports programs.

The Toronto, Ohio native was an offensive tackle at Penn State in 1978 and 1979 before his career was cut short due to injury. He then served as assistant strength coach at Penn State from 1980-83 and worked as a teaching assistant in the strength and conditioning program. While at Dartmouth, he also served as an instructor for physical education classes in strength training.

A member of both of the Penguins Stanley Cup Championship teams, John and his wife, Jodi, have a son, Jared, and daughter, Jordan.




STEVE LATIN
Equipment Manager

Steve Latin is entering his 13th season with the Penguins and his 21st season in the National Hockey League.

A veteran of over 1,500 NHL games, the Dearborn, Michigan native has an associate's degree in business from Eastern Michigan University in Ypsilanti. He broke into the NHL in 1980 with Detroit and spent six seasons with the Red Wings before joining the Hartford Whalers for two seasons. He joined the Penguins staff in 1988.

A member of both of the Penguins' Stanley Cup Championship teams, Latin has also been a member of five division winners and a President's Trophy winner with the Penguins.

Latin served as equipment manager for Team USA in the 1990 world championships and at the 1991 Canada Cup. He also worked the 1990 All-Star Game in Pittsburgh. He and his wife, Melissa, reside in Washington, PA.




PAUL FLATI
Assistant Equipment Manager

Paul Flati begins his seventh season with the Penguins as assistant equipment manager. He also served as assistant equipment manager for the Pittsburgh Phantoms of Roller Hockey International in 1994.

Paul and his wife, Carla, reside in Aliquippa.

He has three children, Paul, Abbie and Stephen and a daughter-in-law Phyllis.



PAUL DeFAZIO
Team Equipment Staff


Paul DeFazio enters his fourth season with the Penguins and first as a full-time staff member.

Prior to joining the Penguins, he worked at ICEOPLEX at Southpointe as Supervisor of Operations.

DeFazio has several years of competitive hockey experience and teaches hockey lessons year round.

He is single and resides in Peters Township.

DR. CHARLES BURKE
Team Physician



Dr. Charles Burke, II has served as the Penguins team physician since 1988. He is a Board Certified orthopedic surgeon specializing in sports medicine. His special interest is in arthroscopic surgery of the knee and shoulder. He is part of the UPMC Sports Medicine team and practices at the UPMC Sports Medicine Center and has additional offices at UPMC St. Margaret Hospital and in the Bethel Park and Wexford areas.

He currently is President of the NHL Team Physician Society and directs the NHL Concussion Program. He also serves on the NHL Injury Analysis Committee and the USA Hockey Safety and Equipment Committee.

A native of Boston, Dr. Burke graduated from Harvard College and attended the University of Cincinnati College of Medicine. His orthopedic training was completed at the University of Pittsburgh.

He and his wife, Kathy, are the parents of four children.

MARK MORTLAND
Trainer



Mark Mortland enters his third season as a full-time member of the Penguins training staff after serving three seasons as a part-time physical therapist.

Prior to joining the Penguins, Mortland owned and directed seven sports medicine clinics in the Pittsburgh area.

Mortland attended Lock Haven University, earning a degree in athletic training, then went to the University of Maryland for his degree in physical therapy. He is a licensed physical therapist and certified athletic trainer.

Mark and his wife, Judy, have three children, sons Marcus (9) and Nicholas (7) and a daughter, Krista (2). They reside in Peters Township.

SCOTT JOHNSON
Trainer



Scott Johnson begins his third season as a full-time member of the Penguins training staff after serving five seasons as a part-time trainer.

A graduate of North Dakota State with a B.S. in Athletic Training and Teacher Education, Johnson worked at St. Margaret Memorial Hospital and Allegheny Valley Hospital as an athletic trainer. He also served as athletic trainer at Shaler, Freeport and Lower Burrell High Schools before joining the Penguins.

Scott and his wife, Marliss, have two daughters, Haley (7) and Brynn (5) and reside in Zeienople.

PENGUINS STAFF



Kristin Abbott
Customer Service



Mark Anderson
Vice President
Ticket Sales



Peter Barakat
Ticket Sales
Representative



Paul Barto
Director Game
Night Entertainment



George Birman
Telemarketing



Ted Black
Vice President and
General Counsel



Kim Bogesdorfer
Sr. Director Corporate
Sponsorships



Tracey Botsford
Executive Assistant



Steve Bovino
Director Media
Relations



Laura Bryer
Director Ticket
Operations



Brian Coe
Director of
Publications



Carol Coulson
Box Office Manager



Carl D'Alicandro
Director Corporate
Sponsorships



Cathy Davis
Customer Service
Representative



Mark D'Andrea
Director Corporate
Sponsorships



Chris DeVivo
Game Night
Entertainment



Larissa Dunaway
Customer Service
Representative



Jason Florian
Telemarketing



Michelle Follen
Premium Services
Manager



Kelly Gabany
Box Office



Amy Gillespie
Assistant Marketing
Manager



Lynda Gladding
Customer Service
Representative



Bonnie Golinski
Ticket Sales
Representative



Mike Guifre
Manager Group
Ticket Sales



Brett Hart
Mailroom Manager



Kelly Hart
Receptionist



Kevin Hart
Vice President and
Controller



Dana Kirkpatrick
Customer Service
Representative



Elaine Heufelder
Executive Assistant



Cindy Himes
Director Community
Relations



Sherry Huggins
Assistant Manager
Premium Services



Michael Lee
Vice President of
Properties



Tawni Love
Accounting



Marie Mays
Marketing Manager



Mike McLaughlin
Ticket Sales
Representative



Tom McMillan
Vice President Marketing
and Communications



Fay McNamara
Executive Assistant



Beth McQuiston
Assistant Marketing
Manager



Ted Miller
Ticket Sales
Representative



George Murphy
Ticket Sales
Representative



Jason Onufer
Box Office



Mark Oresic
Accounting



Renee Petrichevich
Director Community
Relations



Barb Pilarski
Creative Director



Chuck Pukansky
Ticket Sales
Representative



James Santilli
Director of Ticket
Sales



Mark Shuttleworth
Youth Hockey
Coordinator



Chad Slencak
Manager Inside Sales



Terri Smith
Director Premium
Services



Dave Soltesz
Vice President
Corporate Sponsorships



Joe Traynor
Ticket Sales
Representative



Troy Ussack
Accounting



Keith Wehner
Manager Media
Relations



Jill Weisbrod
Customer Service
Representative



Craig Wheeler
Ticket Sales
Representative



Andrea Winschel
Payroll



Mike Wurman
Game Night
Entertainment



Iceburgh

COMMUNITY RELATIONS

PITTSBURGH PENGUINS
MORE THAN A HOCKEY TEAM

A corporate leader in community service, the Pittsburgh Penguins' organization is proud of its extensive community outreach program, which benefits a wide range of charitable, social service and educational programs throughout the western Pennsylvania area.

Endorsed and supported by Mario Lemieux and Penguins' ownership, the program is truly a "team effort" with management, coaches, players, broadcasters, alumni and fans all active participants in various projects.

SCHOLARSHIPS

Since 1992, the Penguins have awarded over \$51,000 in scholarships to deserving Pittsburgh area students. The team has awarded 34 Continuing Education Scholarships and 11 Bob Johnson Memorial Scholarships over the past nine years.

Continuing Education Scholarship: \$1,000 scholarships are awarded to Pittsburgh inner-city high school seniors on the basis of academic achievement, community service and participation in school activities.

Bob Johnson Memorial Scholarship: The \$2,500 scholarship was established in memory of the Penguins' late head coach, who led the team to its first Stanley Cup Championship in 1991. It is awarded to a western Pennsylvania high school senior for academic excellence, community service and for providing leadership, sportsmanship and a positive attitude as a member of their school's hockey program.

Bob Johnson Scholarship Recipients:

- 2000: Co-Winners - Jonathan Stehle, Butler Area High School
and Jordan Synkowski, Serra Catholic High School
- 1999: William Downey, Central Catholic
- 1998: Mary Montgomery, Shady Side Academy
- 1997: Colin Simithraaratchy, Greensburg
- 1996: Brett Huston, Bishop McCort
- 1995: John Cullen, Kiski & Doug Swingle, Franklin Regional
- 1994: Ryan Smart, Meadville
- 1993: Charlie Blasko, Greensburg Salem
- 1992: Jon Yackmack, Armstrong Central



TEAM COOL KIDS

The goal of the program is to reward and encourage students to create their own in-school anti-drug program. The most exceptional programs are selected for the months of January, February and March with the overall winning program having the opportunity to have Penguins players visit their school. The formal presentation includes the FBI and UPMC.

Winning students receive prizes and are acknowledged at a regular season home game. All participating students, encompassing grades 4 through 8, receive TEAM Cool Kids school pocket folders.

PEN PALS

The Pen Pals program was created to benefit individuals who are battling serious illness or have suffered catastrophic loss. Many children are selected from Children's Hospital of Pittsburgh. Throughout the regular season, the Penguins grant special visits to exceptional individuals and their families. Pen Pals attend a team practice session with a personal locker room tour; meeting players and collecting autographs. Pen Pals and their families are also treated to a special evening on the town with a limousine ride, dinner and the excitement of a Penguins' home game, which includes a personalized welcome message on the arena JumboTron.

"PENGUINS AT YOUR SERVICE" DINNER

The dinner has established itself as one of the largest charity events in Pittsburgh. Started in 1986, the dinner has raised over \$2 million for research into finding a cure for cystic fibrosis. The players, dressed in tuxedos, pose as waiters for the evening. Players' wives also participate in this event. Prizes are awarded for the largest tips. There is also a silent auction and a major live auction at the end of dinner. Proceeds benefit the Cystic Fibrosis Foundation of Western PA.



PENGUINS/USX BLOOD DRIVE

The Penguins team up with USX each year for an annual blood drive benefiting the Pittsburgh Community Blood Bank. The drive is held in late summer when local blood supplies are typically at the lowest mark. The drive is held at the USX Tower, Marriott City Center and at a variety of USX mill sites. With Penguins' players, coaches and broadcasters on hand to sign autographs at the downtown locations, the event has set record numbers in each of its nine years with over 12,000 patients served from collections.



MAKE-A-WISH & PROJECT BUNDLE-UP

The Penguins hold a special practice and party for Make-A-Wish children and their families each year. Children enjoy meeting the players and coaches, taking photos and collecting autographs. The team also participates in Penguins Personal Shopping Day for the Salvation Army's Project Bundle-Up, a program that provides winter clothing for local disadvantaged children. Players are paired with youths for a shopping spree to purchase warm clothing for the winter months.

FOOD & TOY COLLECTIONS

Each year, the Penguins Wives Charity Association collects non-perishable food products and donations for the Greater Pittsburgh Community Food Bank at Mellon Arena gates prior to a regular season home game. The wives also collect new toys and donations at a designated game in December for the Salvation Army to distribute to underprivileged children in the Pittsburgh area for Christmas. Since 1993, the wives have collected 5,056 pounds of food, 2,803 toys and \$12,509 in donations.

CHILDREN'S HOSPITAL VISIT

A team tradition since the 1970s, Penguins' players and team mascot Iceburgh make an annual visit to the Children's Hospital of Pittsburgh. Groups of players visit each floor of the hospital distributing team activity books and calendars, which they all autograph for the children and their families.



YOUTH HOCKEY

Mario Lemieux and the Penguins have a strong commitment to youth hockey in the Pittsburgh area. The club has created several discount programs to enable more young players to attend Penguins games with their parents. The Penguins also host coaching clinics for area coaches, a Practice with the Pens program, a game night program that features youth teams competing in mini-games between periods of Penguins home games and several ticket fund-raising options.



The Penguins also team up with the Tri State Area Hockey Association (TAHA) and UPMC to honor local high school players with High School Hockey Players of the Month awards. Students representing each district are chosen each month from December to March. The awards are presented on-ice during a Penguins home game intermission.

Each summer, the Penguins host NHL Breakout, a two-day festival featuring street hockey and roller hockey competition. The event has set record numbers each summer.

ALUMNI ASSOCIATION

PENGUINS ALUMNI ASSOCIATION

The Alumni Association held its 3rd Annual Charity Golf Classic in July with over 30 local and out-of-town alumni members participating in the event. Proceeds from the event benefit over 100 children from across the United States and Canada who attend the Children's Hospital of Pittsburgh Heart Camp, a recreational summer camp for children with heart disease.

Fan favorites representing three decades of Penguins hockey teed off for charity including goaltenders Les Binkley, Denis Herron and Frank Pietrangelo, defensemen Bryan Watson and Dave Burrows and forwards Syl Apps, Vic Hadfield, Pierre Larouche and Ron Schock.

Local alumni members also participate in a variety of community outreach activities throughout the year. The alumni Association is led by Alumni President Joe Mullen, Secretary Dave Hannan and Treasurer Troy Loney.

MELLON ARENA

MELLON ARENA

The 39-year-old Civic Arena got a new name entering the new millennium. It is now known as "Mellon Arena," thanks to a multi-year sponsorship deal struck between the Penguins and Mellon Financial Corp.

The oldest arena in the National Hockey League has witnessed some of Pittsburgh's greatest sports and entertainment moments and has been a vital part of the city's history since it was built in 1961. Also known as the "Igloo," it has hosted the Stanley Cup finals, the NHL All-Star Game, the NCAA men's basketball tournament and popular acts ranging from Elvis Presley and Frank Sinatra to Bruce Springsteen and Garth Brooks.

Located in the heart of Pittsburgh, the Arena serves a population of more than 2.7 million people in the western Pennsylvania, eastern Ohio and West Virginia regions.

The Penguins are Mellon Arena's feature attraction, playing more than 40 games here each season (two preseason games and 40 regular season games in 2000-2001). The building has been home to the NHL franchise since the inception of the Penguins in 1967; previously, the Pittsburgh Hornets of the American Hockey League skated on the Arena's ice.

Over the years, the Arena also has been home to the Pittsburgh Pipers and Pittsburgh Condors of the American Basketball Association, as well as the Pittsburgh Spirit and Stingers (indoor soccer), the Pittsburgh Gladiators (arena football), the Pittsburgh Phantoms (roller hockey), the Pittsburgh Bulls (indoor lacrosse) and the Pittsburgh Triangles (world team tennis).

In addition, the Arena has played host to the University of Pittsburgh and Duquesne University basketball teams as well as hosting annual visits by the world-famous Harlem Globetrotters. Ice skating and gymnastics competitions and professional wrestling also have called the building home, and Paul Spadafora, "The Pittsburgh Kid," recently defended his world boxing title on his home "Arena" turf.

The Arena is capable of seating 16,958 for hockey games and up to 18,000 for concerts, with 54 luxury boxes, 18 Gold Circle boxes and 152 north/south box seats. The facility offers the flexibility of five different seating configurations and the luxury of the Igloo Club and the East and West Igloo Lounges.

Originally designed for the Civic Light Opera, the building was first known as the "Civic Auditorium." It features a unique design and the largest retractable stainless steel roof in the world. The Arena was built for a cost of \$22 million and was financed by a combination of public and private funds, including outright grants from the City of Pittsburgh, Allegheny County and Edgar Kaufmann.

The roof, which has no interior supports, is divided radially into eight leaves and is supported by a huge cantilever arm that arches 260 feet. Built from 2,950 tons of steel, the mammoth dome measures 170,000 total square feet. It is constructed to open or close in two minutes.

Since being built in 1961, the Arena has undergone a series of expansion and modernization programs. For instance, hockey seating capacity increased from 12,580 in 1967 to an all-time high of 17,537 in 1993-94. The most recent renovations brought the capacity to its current 16,958.

In the years 1972-75, a press box was constructed, 23 "super boxes" were built and the "E" level balconies were added. The year 1991 marked the completion of a three-year renovation program which included exterior landscaping, new A-level seating, reconstruction of the Igloo Club, the addition of more super boxes and the installation of computerized ice-making equipment. In 1993, the "F" level balconies, six new super boxes and a new club seating section were added. The summer of 1994 brought the construction of six additional super boxes and 27 in-arena luxury boxes.

Also in 1994, the press box was relocated to the west side of the arena.

Most recently, in the summer of 1997, the Arena underwent perhaps its most ambitious renovation, bringing some modern amenities to an aging, traditional building. The project created 1,692 "Igloo Seats" at center ice, serviced by two new, exclusive private club lounges, widened and relocated public concourses; and constructed nearly 20,000 square feet of new concourse space, including an expanded retail store and other amenities.

The Sports & Exhibition Authority (SEA) oversees Mellon Arena on behalf of the City of Pittsburgh and Allegheny County. The Regional Asset District (RAD) Board also has provided funding. SMG is the landlord, and the Penguins rent from SMG.

SMG operates more than 60 facilities worldwide, including Three Rivers Stadium.




Photo Courtesy of Bruce Bennett Studios

1999 Art Ross Trophy and
Hart Trophy

JEAN-SEBASTIEN AUBIN

POSITION: Goaltender

HT/WT: 5'11" 176 lbs.

CATCHES: Right

AGE: 23 **DOB:** 7/17/77

BORN: Montreal, Quebec/Canada

TRANSACTIONS

Pittsburgh's third round choice (76th overall) in the 1995 Entry Draft

MILESTONES

First NHL Game: 10/21/98 at Tampa Bay

First NHL Win: 11/5/98 at Ottawa

First NHL Shutout: 11/7/98 vs Boston

Career Shutouts: 4 - last - 2/14/00 vs Vancouver



vs. NHL

TEAM	GP	MP	GA	SO	AVG	W-L-T
Anaheim	2	98	7	0	4.29	0-2-0
Atlanta	3	160	4	0	1.50	3-0-0
Boston	3	190	4	1	1.25	1-0-2
Buffalo	4	252	8	0	1.90	1-1-2
Calgary	1	42	5	0	7.14	0-1-0
Carolina	1	44	1	0	1.36	1-0-0
Chicago	1	22	1	0	2.73	1-0-0
Colorado	-	-	-	-	-	-
Dallas	1	25	1	0	2.40	0-0-1
Detroit	2	121	6	0	2.98	1-1-0
Edmonton	3	161	6	0	2.24	1-1-0
Florida	3	183	5	0	1.64	2-1-0
Los Angeles	1	20	0	0	0.00	0-0-0
Montreal	3	160	12	0	4.50	1-2-0
Nashville	2	125	3	0	1.44	1-0-1
New Jersey	5	220	10	0	2.73	0-4-0
NY Islanders	5	300	14	0	2.80	4-1-0
NY Rangers	4	244	11	0	2.70	2-1-1
Ottawa	4	230	11	0	2.87	1-1-2
Philadelphia	6	199	13	0	3.92	0-3-0
Phoenix	2	118	5	0	2.54	1-1-0
San Jose	-	-	-	-	-	-
St. Louis	-	-	-	-	-	-
Tampa Bay	6	289	14	1	2.91	2-3-0
Toronto	2	100	2	0	1.20	1-0-0
Vancouver	1	60	0	1	0.00	1-0-0
Washington	3	185	5	1	1.62	2-1-0
TOTALS	68	3547	148	4	2.50	27-24-9

HIGHLIGHTS



1998-2000: Led all rookie goaltenders in wins (23), games played (51) and minutes played (2,788:44)...Ranked second among rookie goalies with a .914 save percentage (Boucher-PHI .918), third with a 2.58 goals against average (Boucher 1.91, Biron-BUF 2.42) and tied for fourth with two shutouts (Biron-5, Boucher-4, Denis-COJ. - 3, Grahame-BOS-2)...Became just the second Penguins goalie to win 20 or more games as a rookie (Patrick Lalime, 21 in 1996-97)...Led Penguins goalies in games played, minutes played, wins and shutouts and ranked second in save percentage and goals against average to Ron Tugnutt ...Won three games in a row on three occasions - Dec. 9-14, Feb. 1-9 (earned a win in relief of Barraso on Feb. 9 vs. Atlanta) and Mar. 19-24... Named NHL Player of the Week for the week of Feb. 14-20, going 2-0-1 with a 0.65 goals against average, 1 shutout and a .979 save percentage... Posted a shutout on Dec. 9 vs Washington (24 saves) and Feb. 14 vs Vancouver (38 saves)...Started 17 consecutive games from Feb. 11-Mar. 16, going 5-6-3 with a 2.51 goals against average (981:44 MP/41 GA)...Played in 20 consecutive games from Feb. 1-Mar. 16, the only game he did not start in that span was Feb. 9 vs Atlanta...Recorded an assist Nov. 10 vs. Montreal, his first career point...Was 18-5-3 at home with a 2.11 goals against average (1594:23 MP/56

GA) in 29 games, 5-16-0 on the road with a 3.22 goals against average (1194:21 MP/64 GA) in 22 games and 5-8-0 with a 3.06 goals against average (784 MP/40 GA) in 14 games vs Atlantic Division opponents...Missed five games with the Penguins due to injury - two due to a shoulder injury (Nov. 26 -27) and three due to an ankle strain (Apr. 5-9)... Began the season in Wilkes-Barre/Scranton (AHL)... Totaled 11 games with the Penguins minor league affiliate, going 2-8-0 with a 4.35 goals against average...Was recalled by Pittsburgh on Jan. 26 and remained there for the remainder of the season...**PLAYOFFS:** Missed the entire playoffs due to an ankle strain suffered Apr. 3 vs Carolina...**CAREER:** Split the **1998-99** season between the Penguins and Kansas City of the International Hockey League... Was 4-3-6 with the Penguins in 17 games, posting a 2.22 goals against average...Played in his first NHL game Oct. 21 at Tampa Bay...Made his first NHL start in a 4-1 loss at Edmonton Oct. 21...Picked up his first NHL win, 4-2 at Ottawa, Nov. 5...Posted the first shutout of his career Nov. 7 vs Boston in a 0-0 tie... Also posted a shutout Mar. 17, making 16 saves in a 2-0 win at Tampa Bay... Made a season-high 31 saves Apr. 1 at Ottawa in a 3-3 tie...Was 2-1-4 at home with a 1.77 GAA (372MP/11 GA) in nine games...In eight road games, was 2-2-7 with a 2.65 GAA (384MP/17 GA)...In five games vs the Atlantic Division, was 1-1-1 with a 2.69 GAA (178 MP/8 GA)...Was 5-7-(1) with Kansas City (IHL) in 13 games...Had a 3.27 GAA...Named IHL Goaltender of the Week for Feb. 1-7, going 2-0-0 with a 2.00 gaa and a .955 save percentage...Missed six games due to a strained hamstring suffered Apr. 3 vs New Jersey...Dressed as the backup to Tom Barraso for the last eight playoff games...Started the **1997-98** season with Syracuse of the American Hockey League...Went 2-4-1 with a 4.13 GAA in eight games with the Crunch...Was assigned to Dayton of the East Coast Hockey League Nov. 24...Led Dayton with 15 wins, 1 shutout and a 3.01 GAA...Was 1-1 with a 1.69 GAA in the ECHL playoffs...Finished the **1996-97** season with Sherbrooke of the Quebec Major Junior Hockey League...Had a 1.93 GAA with Sherbrooke and appeared in one playoff game...Also played in 11 games with Laval, posting a 2.6-1 record...Started the season with Moncton...Led Moncton with nine wins, one shutout, and a 3.21 GAA...Ranked 11th in the QMJHL with a 3.57 GAA in **1995-96**, appearing in 40 games with Sherbrooke...Ranked second on the team with 18 wins...Appeared in four playoff games, going 1-3...Ranked second on Sherbrooke with a 3.40 GAA in **1994-95**...Tied for the team lead with one shutout and ranked second with 13 wins...Was 1-2 in three playoff games...Spends his off-season in Montreal.

AUBIN - 30

CAREER

Year	Club	League	Regular Season					Playoffs					
			GP	W-L-T	MP	GA	SO	GAA	GP	W-L	MP	GA	SO
1993-94	Montreal	Midget	74	—	1524	96	1	3.74	-	-	-	-	-
1994-95	Sherbrooke	QMJHL	27	13-10-1	1287	73	1	3.40	3	1-2	185	11	0
1995-96	Sherbrooke	QMJHL	40	18-14-2	-	-	-	3.57	4	1-3	-	-	-
1996-97	Moncton	QMJHL	27	9-12-0	752	67	1	3.21	-	-	-	-	-
	Laval	QMJHL	11	2-6-1	532	41	0	4.62	-	-	-	-	-
1997-98	Sherbrooke	QMJHL	4	3-1-0	249	8	0	1.93	1	0-1	60	4	0
	Syracuse	AHL	8	2-4-1	380	26	0	4.10	-	-	-	-	-
	Dayton	ECHL	21	15-2-2	1177	58	1	3.01	3	1-1	142	4	0
1998-99	PITTSBURGH	NHL	17	4-3-6	756	26	2	2.22	-	-	-	-	-
	Kansas City	IHL	13	5-(1)	751	41	0	3.27	-	-	-	-	-
1999-2000	Wilkes-Barre	AHL	11	2-8-0	535	43	0	4.37	-	-	-	-	-
	PITTSBURGH	NHL	51	23-21-3	2789	120	2	2.58	-	-	-	-	-
	PGS-INHL-TOTALS		68	27-24-9	3547	148	4	2.50	-	-	-	-	-

MATTHEW BARNABY

POSITION: Right Wing

HT/WT: 6'0" 189 lbs.

SHOOTS: Left

AGE: 27 **DOB:** 5/4/73

BORN: Ottawa, Ontario/Canada

TRANSACTIONS

Drafted by Buffalo in the fourth round (83rd overall) of the 1992 Entry Draft...Traded to Pittsburgh by Buffalo for Stu Barnes, Mar. 11, 1999

MILESTONES

Achieved: 200th game (1/6/99 at Anaheim); 100th point (3/6/98 vs NY Islanders)
 White Rock (Current Total): 400th game (399); 100th assist (93); 200th point (154)
 First NHL Game: 4/13/93 vs Montreal
 First NHL Goal/Point: 4/15/93 vs Philadelphia (Tommy Soderstrom)
 Most Goals, Game: 2 - five times - last - 3/28/00 vs New Jersey
 Most Assists, Game: 3 - 3/26/98 at Vancouver
 Most Points, Game: 4 - 11/21/96 vs Toronto (2g2a)
 Most Penalty Minutes, Game: 34 - 12/15/97 at Dallas



vs. NHL

TEAM	GP	G	A	PTS	PIM
Anaheim	11	2	1	3	66
Atlanta	4	0	0	0	7
Boston	25	5	9	14	56
Buffalo	6	2	0	2	23
Calgary	6	2	1	3	33
Carolina	25	5	8	13	75
Chicago	8	0	0	0	33
Colorado	15	2	1	3	53
Dallas	12	1	2	3	61
Detroit	8	1	2	3	14
Edmonton	8	2	0	2	20
Florida	22	3	4	7	74
Los Angeles	9	1	2	3	15
Montreal	26	3	3	6	88
Nashville	3	0	0	0	33
New Jersey	22	3	5	8	91
NY Islanders	18	2	7	9	74
NY Rangers	24	0	7	7	69
Ottawa	22	5	6	11	49
Philadelphia	23	7	4	11	158
Phoenix	10	0	3	3	22
Pittsburgh	21	3	4	7	88
San Jose	9	1	3	4	49
St. Louis	9	0	3	3	11
Tampa Bay	17	6	6	12	72
Toronto	15	4	5	9	74
Vancouver	6	1	4	5	35
Washington	15	0	3	3	36
TOTALS	399	61	93	154	1479

HIGHLIGHTS



1999-2000: Ranked 10th on the team with 24 points...Tied for seventh with 12 goals...Scored three game-winning goals, tied for fourth on the team...Led the team and ranked fourth in the league with 197 penalty minutes...Ranked sixth on the Penguins with 99 hits...Tied his career-high with two goals vs New Jersey Mar. 28...Posted two point streaks of three games: Feb. 24-28 (2+1) and Mar. 13-18 (2+1)...Had three multi-point games...Totaled 14 points (8+6) in 33 home games, 10 points (4+6) in 31 road games, one power play assist and 11 points (5+6) in 17 games vs Atlantic Division opponents...Missed five games (Nov. 4-13) with a strained knee, eight games (Dec. 18-30; Jan. 15) with a concussion and five games (Feb. 14-22) due to NHL suspension for an off-ice incident vs the Islanders on Feb. 12...**PLAYOFFS:** Played in all 11 games, recording two assists...Led the team with 29 penalty minutes...Picked up an assist in Game Five at Washington on Apr. 21 and in Game Five at Philadelphia May 7...**CAREER:** Split the **1998-99** season between Buffalo and Pittsburgh, totaling 22 points (6+16) and 177 penalty minutes in 62 games...Recorded 18 points (4+14) in 44 games with Buffalo before being traded to the Penguins...With the Penguins, collected four points (2+2) in 18 games...His 177 penalty minutes (143 with Buffalo, 34 with the Penguins) tied for 18th in the NHL...Played in his 300th NHL game Jan. 6 at Anaheim...Tallied a season-high three points (1+2) Nov. 29 at Tampa Bay...Totaled three multi-point games on the season...Played in his first game with the Penguins Mar. 13 and notched an assist vs Philadelphia...Scored his first goal with the Penguins Mar. 25 at New Jersey, a power play goal...Played in all 13 playoff games, recording no points...Led the team with 35 penalty minutes...Led the Sabres with 289 penalty minutes in **1997-98**...Scored the first overtime goal of his career Dec. 12 vs Carolina...Tied his career-high with a four-game point streak from Jan. 8-15, recording four points (1+3)...Tallied his 100th career point with an assist Mar. 6 vs NY Islanders...Set career high for assists in a game, notching three in the third period, Mar. 26 at Vancouver...Totaled four multi-point games on the season...Led the Sabres with seven goals and tied for first with 13 points in the Playoffs...Recorded four points (3+1), the first hat trick of his career in Game Two of Eastern Conference Semifinals vs Montreal May 10...Became the fifth Sabre to score three-or-more goals in a playoff game...Set career highs in goals (19), assists (24) and points (43) in **1996-97**...Picked up a career-high four points (2+2) Nov. 21 vs Toronto...Played in his 200th career game Mar. 30 at Chicago...Had four assists in eight playoff games, including an assist on Derek Plante's overtime goal in Game Seven vs Ottawa Apr. 29...Lod the NHL with 335 penalty minutes, a career-high, in **1995-96**...Had 31 points (15+16) in a career-high 73 games...Picked up points in four consecutive games from Dec. 22-27, recording five points (2+3)...Ranked second on the Sabres in penalty minutes with 116 in **1994-95**, despite playing in only 23 games...Had 50 points (21+29) with Rochester of the American Hockey League...Had 106 penalty minutes in his rookie campaign, **1993-94**...Picked up his first career assist Oct. 9 at Montreal...Won the Most Popular Player Award for Rochester after collecting 42 points (10+32) in 42 games with the Americans...Played in Buffalo's last two regular season games in **1992-93**, making his debut Apr. 15 vs Montreal...Scored his first NHL goal in his second game Apr. 16 vs Philadelphia...Tied for eighth in scoring in the Quebec Major Junior Hockey league with 111 points for Victoriaville...Led the league with 448 penalty minutes...Ranked fourth on Beauport (QMJHL) with 66 points in **1991-92**...Led the league with 476 penalty minutes...Matthew and his wife, Christine, have a son, Matthew.

BARNABY - 36

CAREER

Year	Club	League	Regular Season										Playoffs				
			GP	G	A	PTS	PIM	+	PP	SH	OW	S	GP	G	A	PTS	PIM
1990-91	Beauport	QMJHL	52	5	5	14	262	-	-	-	-	-	-	-	-	-	-
1991-92	Beauport	QMJHL	63	29	37	66	476	-	-	-	-	-	-	-	-	-	-
1992-93	Victoriaville	QMJHL	65	44	67	111	448	-	-	-	-	-	6	2	4	6	44
	Buffalo	NHL	2	1	0	1	10	0	1	0	0	8	1	0	1	1	4
1993-94	Buffalo	NHL	35	2	4	6	106	-7	1	0	0	13	3	0	0	0	17
	Rochester	AHL	42	10	32	42	153	-8	6	0	0	72	-	-	-	-	-
1994-95	Buffalo	NHL	23	1	1	2	116	-2	0	0	0	27	-	-	-	-	-
	Rochester	AHL	56	21	29	50	274	7	6	0	1	116	-	-	-	-	-
1995-96	Buffalo	NHL	73	15	16	31	335	-2	0	0	0	131	-	-	-	-	-
1996-97	Buffalo	NHL	68	19	24	43	249	16	2	0	1	121	8	0	4	4	36
1997-98	Buffalo	NHL	72	5	20	25	289	8	0	0	2	96	15	7	6	13	22
1998-99	Buffalo	NHL	44	4	14	18	143	-2	0	0	3	52	-	-	-	-	-
	PITTSBURGH	NHL	18	2	2	4	34	-10	1	0	0	27	13	0	0	0	35
1999-2000	PITTSBURGH	NHL	64	12	12	24	197	3	0	0	3	80	11	0	2	2	29
	NHL TOTALS		399	61	93	154	1479	4	5	0	9	555	51	7	13	20	143
	PHTOTALS		82	14	14	28	231	-7	1	0	3	107	24	0	2	2	64

JOSEF BERANEK

POSITION: Left Wing

HT/WT: 6'2" 195 lbs.

SHOOTS: Left

AGE: 30 **DOB:** 10/25/69


BORN: Litvinov/Czech Republic

TRANSACTIONS

Edmonton's third choice (78th overall) in 1989 Entry Draft...Traded to Philadelphia with Greg Hawgood for Brian Benning, Jan. 16, 1993...Traded to Vancouver for Shawn Antoski, Feb. 15, 1995...Traded to Pittsburgh for future considerations, Mar. 18, 1997...Traded to Edmonton for Bobby Dollas and Tony Hrkac, June 16, 1998...Traded to Pittsburgh for German Titov, Mar. 14, 2000

MILESTONES

Milestones Achieved: 400th game (10/31/99 vs Nashville); 100th goal (11/27/99 at Toronto); 100th assist (12/6/98 vs Dallas); 200th point (1/15/99 vs Ottawa)
Milestones Within Reach (Current Total): 500th game (461)
First NHL Game: 10/6/91 vs Los Angeles
First NHL Goal/Point: 10/6/91 vs Los Angeles (Kelly Hrudey)
Most Goals, Game: 3 - 2/2/95 vs NY Islanders
Most Assists, Game: 3 - 10/31/93 at Chicago
Most Points, Game: 3 - six times - last - 11/2/98 vs Vancouver (2g.1a)
Most Penalty Minutes, Game: 15 - three times - last - 10/7/99 at San Jose



vs. NHL

TEAM	GP	G	A	PTS	PIM
Anaheim	17	3	6	9	6
Atlanta	2	2	0	2	0
Boston	18	2	3	5	14
Buffalo	15	2	8	10	10
Calgary	27	4	8	12	33
Carolina	14	7	4	11	13
Chicago	16	1	7	8	8
Colorado	21	6	7	13	22
Dallas	20	4	2	6	21
Detroit	18	0	4	4	20
Edmonton	11	1	4	5	21
Florida	13	4	3	7	14
Los Angeles	23	2	8	10	8
Montreal	16	4	3	7	23
Nashville	9	5	3	8	4
New Jersey	20	7	4	11	17
NY Islanders	20	9	8	17	14
NY Rangers	16	2	3	5	6
Ottawa	12	2	4	6	2
Philadelphia	8	1	2	3	2
Phoenix	21	4	5	9	13
Pittsburgh	16	4	2	6	8
San Jose	19	6	4	10	21
St. Louis	19	3	5	8	2
Tampa Bay	14	6	5	11	12
Toronto	16	6	4	10	11
Vancouver	21	5	8	13	20
Washington	19	7	6	13	10
TOTALS	461	109	130	239	355

HIGHLIGHTS



1999-2000: Split the season between Edmonton and Pittsburgh...Played in 58 games with the Oilers, recording 17 points (9+8) and 39 penalty minutes...Collected eight points (4+4) and 18 penalty minutes in 13 games with the Penguins...Scored a goal in his first game with the Penguins Mar. 16 vs. Florida...had a three-game point streak from Mar. 19-24, recording four points (2+2)...Had three games with two points - Jan. 28 with Edmonton at Tampa Bay (2+0); Mar. 21 at the Islanders (1+1) and Apr. 5 at Toronto (0+2)...Scored his 100th goal with Edmonton, Nov. 27 at Toronto...With the Penguins, had two points (1+1) in five home games, six points (3+3) in eight road games, two power play points (1+1) and three points (1+2) in five games vs. Atlantic Division opponents...**PLAYOFFS:** Had three assists in 11 games...Recorded an assist in Game One at Washington Apr. 13 and two assists in Game Two vs. Washington Apr. 15...Was his sixth appearance in the playoffs, second with the Penguins...**Career:** Ranked second on Edmonton in scoring in **1998-99** with 49 points (19+30) in 66 games...Ranked fourth in goals, third in assists and power play goals (7) and fifth in plus/minus (+6)...had a six-game point streak from Jan. 10-27, recording seven points (3+4)...Missed the last six games of the season due to a knee injury...Played in two playoff games and was scoreless with four penalty minutes...Played for Petra Vsetin in the Czech Republic in **1997-98**...Ranked second on the team and seventh in the league in scoring with 51 points (24+27) in 45 games...Notched 10 points (2+8) in the playoffs as Petra Vsetin won the league title...Played for the Czech Republic Olympic Team at the Winter Olympics, scoring one goal in six games, winning a gold medal...Also played for the national team in the World Championships in Switzerland, collecting three assists in nine games, winning a bronze medal...Split the **1996-97** season between the Penguins and Petra Vsetin...Appeared in eight games with the Penguins, recording four points (3+1)...Was scoreless in five playoff games...Played in 61 games with Vancouver in **1995-96** recording 20 points (6+14)...11 of his 20 points came at home...Had three points (2+1) in three playoff games...Played in all three games for the Czech Republic at the inaugural World Cup of Hockey...Recorded 21 points (8+13) in 37 games with the Canucks in **1994-95**...Had 10 points (5+5) in 14 games with Philadelphia before being traded to Vancouver Feb. 15, 1995...Had two points (1+1) in 11 playoff games with the Canucks...Played the entire **1993-94** season Philadelphia and ranked seventh on the team with 49 points (28+21)...Scored a career-high 28 goals which ranked fifth on the team...Six of his goals came on the power play...Played in 26 games with Edmonton in **1992-93**, picking up eight points (2+6) before being traded to Philadelphia Jan. 16...Appeared in 40 games with the Flyers collecting 25 points (13+12)...Won a bronze medal with the Czech team at the 1993 World Championships...Led all Edmonton rookies in scoring in **1991-92** with 28 points (12+16) in 58 games...Ranked 15th in scoring among NHL rookies...Was 13th among rookies in goals...Had three points (2+1) in 12 playoff games...Spent the previous four seasons (**1987-88 to 1990-91**) playing in the Czech National League with CHZ Litvinov and Dukla Trencin...Led the Czech Jr. team to a bronze medal at the 1989 World Junior Championships in Anchorage, Alaska...Led the Czechs with 13 points (4+9) in seven games, which ranked fourth in tournament scoring behind Jeremy Roenick, Mike Modano and Pavel Bure.

BERANEK - 18

CAREER

Year	Club	League	Regular Season											Playoffs					
			GP	G	A	PTS	PIM	+	-	PP	SH	GW	S	GP	G	A	PTS	PIM	
1987-88	CHZ Litvinov	Czech	14	7	4	11	12	-	-	-	-	-	-	-	-	-	-	-	-
1988-89	CHZ Litvinov	Czech	32	18	10	28	47	-	-	-	-	-	-	-	-	-	-	-	-
1989-90	Dukla Trencin	Czech	49	19	23	42	-	-	-	-	-	-	-	-	-	-	-	-	-
1990-91	CHZ Litvinov	Czech	58	29	31	60	98	-	-	-	-	-	-	-	-	-	-	-	-
1991-92	Edmonton	NHL	58	12	16	28	18	-2	0	0	1	79	12	2	1	3	0	-	-
1992-93	Edmonton	NHL	26	2	6	8	28	-7	0	0	0	44	-	-	-	-	-	-	-
	Cape Breton	AHL	6	1	2	3	8	-	-	-	-	-	-	-	-	-	-	-	-
	Philadelphia	NHL	40	13	12	25	50	-1	1	0	0	86	-	-	-	-	-	-	-
1993-94	Philadelphia	NHL	80	28	21	49	85	-2	6	0	2	182	-	-	-	-	-	-	-
1994-95	Petra Vsetin	Czech	16	7	7	14	26	-	-	-	-	-	-	-	-	-	-	-	-
	Philadelphia	NHL	14	5	5	10	2	3	1	0	0	39	-	-	-	-	-	-	-
	Vancouver	NHL	37	8	13	21	28	-10	2	0	0	95	11	1	1	2	12	-	-
1995-96	Vancouver	NHL	61	6	14	20	60	-11	0	0	1	131	3	2	1	3	0	-	-
1996-97	Petra Vsetin	Czech	39	19	24	43	115	-	-	-	-	-	3	3	2	5	4	-	-
	PITTSBURGH	NHL	8	3	1	4	4	-1	1	0	0	15	5	0	0	0	2	-	-
1997-98	Petra Vsetin	Czech	45	24	27	51	92	-	-	-	-	-	10	2	8	10	14	-	-
	Petra Vsetin	EuroHL	8	5	4	9	10	-	-	-	-	-	-	-	-	-	-	-	-
	Czech Republic	Olympic	6	1	0	1	4	-	-	-	-	-	-	-	-	-	-	-	-
1998-99	Edmonton	NHL	66	19	30	49	23	6	7	0	2	160	2	0	0	0	4	-	-
1999-2000	Edmonton	NHL	58	9	8	17	39	-6	3	0	1	107	-	-	-	-	-	-	-
	PITTSBURGH	NHL	13	4	4	8	18	-6	1	0	0	32	11	0	3	3	4	-	-
	NHL TOTALS		461	169	130	239	355	-37	22	0	7	970	44	5	6	11	22	-	-
	PGHTOTALS		21	7	5	12	22	-7	2	0	0	47	16	0	3	3	6	-	-

DENNIS BONVIE

POSITION: Right Wing

HT/WT: 5'11" 220 lbs.

SHOOTS: Right

AGE: 27 **DOB:** 7/23/73

BORN: Antigonish, Nova Scotia/Canada

TRANSACTIONS

Signed by Edmonton as a free agent, Aug. 25, 1994...Claimed by Chicago in NHL Waiver Draft, Oct. 5, 1998...Traded to Philadelphia for Frank Bialowas, Jan. 8, 1999...Signed by Pittsburgh as a free agent, Sept. 20, 1999

MILESTONES

Milestones Within Reach (Current Total): 100th game (53)
 First NHL Game: 4/19/95 vs Los Angeles
 Most Penalty Minutes, Game: 22 12/30/99 vs NY Islanders



vs. NHL

TEAM	GP	G	A	PTS	PIM
Anaheim	1	0	0	0	6
Atlanta	3	0	0	0	10
Boston	1	0	0	0	0
Buffalo	2	0	0	0	10
Calgary	4	0	0	0	7
Carolina	1	0	0	0	0
Chicago	1	0	0	0	5
Colorado	1	0	0	0	0
Dallas	-	-	-	-	-
Detroit	3	0	0	0	5
Edmonton	2	0	0	0	15
Florida	3	0	0	0	7
Los Angeles	2	0	0	0	5
Montreal	1	0	0	0	0
Nashville	1	0	0	0	5
New Jersey	1	0	0	0	5
NY Islanders	3	0	0	0	22
NY Rangers	-	-	-	-	-
Ottawa	2	0	0	0	5
Philadelphia	3	0	0	0	7
Phoenix	2	0	0	0	5
San José	1	0	0	0	5
St. Louis	4	0	0	0	15
Tampa Bay	1	0	0	0	5
Toronto	4	0	0	0	27
Vancouver	4	0	0	0	27
Washington	2	0	0	0	0
TOTALS	53	0	0	0	198

HIGHLIGHTS



1999-2000: Split the season between the Penguins and Wilkes-Barre/Scranton (AHL)...Played in a career-high 28 games with the Penguins, making his debut Dec. 26 at Chicago...Recorded 80 penalty minutes to rank sixth on the team and set a career-high ...Was assigned to Wilkes-Barre/Scranton on Mar. 14 and finished the season there...Played in 42 games in Wilkes-Barre/Scranton, collecting 31 points (5+26) and a team-high 243 penalty minutes ...Scored the first overtime goal in Wilkes-Barre/Scranton team history Dec. 1 in a 6-5 win vs Louisville...Notched four assists Nov. 5 at Syracuse... Picked up three assists Nov. 24 vs Rochester and had three points (1+2) Mar. 26 at Philadelphia...Had 14 points (2+12) in 20 home games with Wilkes-Barre/Scranton and 17 points (3+14) in 22 road games... **PLAYOFFS:** Was on the Penguins playoff roster, but did not play in any games. **Career:** Played in 11 games with Chicago in **1998-99**, recording 44 penalty minutes...Scored one goal in three games with Portland (AHL) before being traded to Philadelphia on Jan. 8...Played in 37 games with Philadelphia of the AHL, collecting 14 points and 158 penalty minutes...Posted six points (3+3) and 26 penalty minutes in 14 playoff games with the Phantoms...Appeared in four games with Edmonton in **1997-98**...Also played in 57 games with Hamilton (AHL)...Ranked 10th on the Bulldogs in scoring with 30 points (11+19), leading the team with 295 penalty minutes...Spent the entire **1996-97** campaign with Hamilton (AHL), and ranked ninth on the team in scoring with 29 points (9+20) in 73 games...Set an AHL record with 522 penalty minutes...Played in 22 playoff games, picking up 14 points (3+11) and a league-high 91 penalty minutes as Hamilton lost to Hershey in the Calder Cup Finals...Recorded 47 penalty minutes in eight games with Edmonton in **1995-96**...Played 38 games with Cape Breton (AHL), tallying 27 points (13+14) and a team-high 269 penalty minutes...Played in his first NHL game with Edmonton Apr. 19 vs Los Angeles...Played in two games with the Oilers overall in **1994-95**...Appeared in 74 games with Cape Breton, leading the team with 422 penalty minutes, which ranked second in the league...Spent the **1993-94** season with Cape Breton and led the team with 278 penalty minutes...Led the Ontario Hockey League in penalty minutes in **1992-93** with 316 in 64 games with North Bay...Collected 24 points (3+21)...Played in 56 games in the OHL in **1991-92**, totaling 14 points (1+13) and 284 penalty minutes...Appeared in seven games with Kitchener and 49 with North Bay.

BONNIE - 16

CAREER

Year	Club	League	Regular Season											Playoffs					
			GP	G	A	PTS	PIM	+	-	PP	SH	GW	S	GP	G	A	PTS	PIM	
1991-92	Kitchener	OHL	7	1	1	2	23	-	-	-	-	-	-	-	-	-	-	-	-
	North Bay	OHL	49	0	12	12	261	-	-	-	-	-	21	0	1	1	91	-	
1992-93	North Bay	OHL	64	3	21	24	*316	-	-	-	-	5	0	0	0	34	-		
1993-94	Cape Breton	AHL	63	1	10	11	278	-	-	-	-	4	0	0	0	16	-		
1994-95	Edmonton	NHL	2	0	0	0	0	E	0	0	0	0	-	-	-	-	-		
	Cape Breton	AHL	74	5	15	20	422	-	-	-	-	-	-	-	-	-	-		
1995-96	Edmonton	NHL	8	0	0	0	47	-3	0	0	0	0	-	-	-	-	-		
	Cape Breton	AHL	38	13	14	27	269	E	0	0	0	0	-	-	-	-	-		
1996-97	Hamilton	AHL	73	9	20	29	*522	-	-	-	-	22	3	11	14	*91	-		
1997-98	Edmonton	NHL	4	0	0	0	27	E	0	0	0	0	-	-	-	-	-		
1998-99	Chicago	NHL	11	0	0	0	4	-4	0	0	0	1	-	-	-	-	-		
	Portland	AHL	3	1	0	1	16	-	-	-	-	-	-	-	-	-	-		
	Philadelphia	AHL	37	4	10	14	158	-	-	-	-	14	3	3	6	26	-		
1999-2000	PITTSBURGH	NHL	28	0	0	0	80	-2	0	0	0	6	-	-	-	-	-		
	Wilkes-Barre	AHL	42	5	26	31	243	-10	0	0	1	80	-	-	-	-	-		
	NHL TOTALS		53	0	0	0	198	-9	0	0	0	7	-	-	-	-	-		
	PGHTOTALS		28	0	0	0	80	-2	0	0	0	6	-	-	-	-	-		

BOB BOUGHNER

POSITION: Defense

HT/WT: 6'2" 203 lbs.

SHOOTS: Right

AGE: 29 **DOB:** 3/8/71


BORN: Windsor, Ontario/Canada

TRANSACTIONS

Detroit's second choice (32nd overall) in 1989 Entry Draft...Signed as a free agent by Florida, July 25, 1994...Traded to Buffalo for a third round pick in the 1996 Entry Draft, Feb. 1, 1996...Claimed by Nashville in Expansion Draft, June 26, 1998...Traded to Pittsburgh for Pavel Slrbek, Mar. 13, 2000

MILESTONES

Milestones Achieved: 300th game (1/23/00 at Vancouver)
 Milestones Within Reach (Current Total): 400th game (3/29)
 First NHL Game: 2/3/96 at Boston
 First NHL Point: 2/23/96 an assist vs Philadelphia
 First NHL Goal: 2/21/97 vs New York Islanders (Eric Fichaud)
 Most Goals, Game: 1 - eight times - last - 3/16/00 vs Florida
 Most Assists, Game: 2 - 3/30/99 at Washington
 3/11/97 vs Philadelphia
 Most Points, Game: 2 - three times - last 3/30/99 at Washington (2a)
 Most Penalty Minutes, Game: 29 -- 3/26/00 at Philadelphia



vs. NHL

TEAM	GP	G	A	PTS	PIM
Anaheim	10	0	0	0	20
Atlanta	2	0	0	0	4
Boston	18	0	1	1	54
Buffalo	4	0	0	0	4
Calgary	12	0	0	0	17
Carolina	18	0	2	2	31
Chicago	15	1	1	2	38
Colorado	10	0	2	2	20
Dallas	12	0	0	0	22
Detroit	13	0	0	0	26
Edmonton	12	0	1	1	18
Florida	11	1	1	2	41
Los Angeles	13	0	1	1	36
Montreal	17	0	1	1	54
Nashville	-	-	-	-	-
New Jersey	13	0	0	0	28
NY Islanders	13	1	0	1	63
NY Rangers	12	0	0	0	18
Ottawa	15	0	0	0	21
Philadelphia	15	0	4	4	66
Phoenix	8	0	0	0	31
Pittsburgh	14	2	1	3	29
San Jose	12	1	0	1	32
St. Louis	15	0	3	3	23
Tampa Bay	14	1	3	4	12
Toronto	7	0	0	0	27
Vancouver	10	0	1	1	35
Washington	14	1	3	4	27
TOTALS	329	8	25	33	797

HIGHLIGHTS



BOGNER - 6

1999-00: Recorded seven points (3+4) with 166 penalty minutes in 73 games with Nashville and the Penguins...Made his Penguins debut Mar. 16 vs Florida and scored the game-winning goal...The goal was also his first career power play goal...Appeared in 11 games with the Penguins, scoring one goal with 69 penalty minutes...His 166 total penalty minutes ranked 12th in the league...Totaled 233 hits to rank 14th in the league...Also had 81 blocked shots...Had a three-game point streak with Nashville from Dec. 23-28 (0+3)...Played in his 300th career game Jan. 23 at Vancouver...With the Penguins, recorded one goal in five home games, no points in six road games, one power play goal and no points in five games vs Atlantic Division opponents...Missed seven games due to injury (all with Nashville): Oct. 28 - 30 - flu (2); Nov. 30- Dec. 2 - sprained ankle (2) and Feb. 3-12 - broken finger (3)...**PLAYOFFS:** In his third playoff appearance, collected two assists, and 15 penalty minutes, playing in all 11 games...Tied for second on the team with a plus-six rating...Recorded an assist in back-to-back games in Games Two and Three vs Philadelphia on Apr. 29 and May 2...Was plus or even in all 11 games...**Career:** Set career-highs in goals (3), assists (10), points (13) and games played (79) in **1988-89** with Nashville...Ranked fourth on the team

with 137 penalty minutes...Finished fifth in the league and first on the Predators with 233 hits...Was plus or even in 53 of his 79 games (67.1%)... Played in his 200th career game Dec. 5 vs Buffalo...Played in 69 games with Buffalo in **1997-98** and ranked fourth on the team with 165 penalty minutes...Was plus or even in 53 of his 69 games (76.8%) and finished the season plus-5...Collected four assists and 15 penalty minutes in 14 playoff games...In

1996-97 ranked third on the Sabres with a career-high 225 penalty minutes...Posted his first career multi-point game with two assists Mar. 11 vs Philadelphia...Scored his first career goal Feb. 21 vs the NY Islanders...Recorded one assist in 11 playoff games...Played in 31 games as a rookie with the Sabres in **1995-96**, collecting one assist and 104 penalty minutes...His 104 penalty minutes ranks ninth on the Sabres' all-time list for penalty minutes in a season by a rookie...Spent the **1994-95** season with Cincinnati in the International Hockey League, playing in a team-high 81 games...Ranked second on the club with 192 penalty minutes...In **1993-94**, ranked second on the Adirondack Red Wings of the American Hockey League with 292 penalty minutes...Ranked second on the team among defensemen in goals (8) and points (22)... Ranked fourth on Adirondack with 190 penalty minutes in **1992-93**...Had 16 assists in 69 games to rank fourth among team defensemen...Played in 28 games with Toledo (ECHL)

in **1991-92**, picking up 13 points (3+10) and 79 penalty minutes...Scored two goals in five playoff games...Also played one game with Adirondack...Played three junior seasons from **1988-89 to 1990-91** at Sault Ste. Marie (OHL)... Collected 97 points (26+71) and 460 penalty minutes in 177 career games with the Greyhounds...**Personal:** Bob and his wife, Jenn, have a son, Brady (4), and two daughters, Molly (3) and Emma (4 months)...Lists Mellon Arena as his favorite NHL arena...Florida's Pavel Bure is his toughest player to play against...The Detroit Red Wings were his favorite team growing up...His first game against Boston in 1996 is his favorite hockey moment...CNBC Market Watch is his favorite tv show...Lists sparnibs as his favorite food and his backyard as his favorite vacation spot...Is honorary chairman for Children's Achievement Center in Windsor, Ontario...Hosts a celebrity golf tournament every year, which raised \$30,000 this summer.

CAREER

Year	Club	League	Regular Season											Playoffs					
			GP	G	A	PTS	PIM	+	-	PP	SH	GW	S	GP	G	A	PTS	PIM	
1988-89	S.S. Marie	OHL	64	6	15	21	182	-	-	-	-	-	-	-	-	-	-	-	-
1989-90	S.S. Marie	OHL	49	7	23	30	122	-	-	-	-	-	-	-	-	-	-	-	-
1990-91	S.S. Marie	OHL	64	12	33	46	156	-	-	-	-	-	14	2	9	11	35	-	-
1991-92	Toledo	ECHL	28	3	10	13	79	-	-	-	-	-	5	2	0	2	15	-	-
	Adirondack	AHL	1	0	0	0	7	-	-	-	-	-	-	-	-	-	-	-	-
1992-93	Adirondack	AHL	69	1	16	17	190	-	-	-	-	-	-	-	-	-	-	-	-
1993-94	Adirondack	AHL	72	8	14	22	292	-	-	-	-	-	10	1	1	2	18	-	-
1994-95	Cincinnati	IHL	81	2	14	16	192	-	-	-	-	-	10	0	0	0	18	-	-
1995-96	Carolina	AHL	46	2	15	17	127	-	-	-	-	-	-	-	-	-	-	-	-
	Buffalo	NHL	31	0	1	1	104	3	0	0	0	14	-	-	-	-	-	-	-
1996-97	Buffalo	NHL	77	1	7	8	225	12	0	0	0	34	11	0	1	1	9	-	-
1997-98	Buffalo	NHL	69	1	3	4	165	5	0	0	0	26	14	0	4	4	15	-	-
1998-99	Nashville	NHL	79	3	10	13	137	-6	0	0	1	59	-	-	-	-	-	-	-
1999-2000	Nashville	NHL	62	2	4	6	97	-13	0	0	0	32	-	-	-	-	-	-	-
	PITTSBURGH	NHL	11	1	0	1	59	2	1	0	1	8	11	0	2	2	15	-	-
NHL TOTALS			329	8	25	33	787	3	1	0	2	141	36	0	7	7	39	-	-
PGHTOTALS			11	1	0	1	59	2	1	0	1	8	11	0	2	2	15	-	-

SVEN BUTENSCHON

MILESTONES

Milestones Within Reach (Current Total): 100th game (28)
 First NHL Game: 10/19/97 at Florida
 Most Penalty Minutes, Game: 2 - six times - last - 4/8/99 at Philadelphia

POSITION: Defense

HT/WT: 6'4" 215 lbs.


SHOOTS: Left

AGE: 24 **DOB:** 3/22/76

BORN: Itzehoe/Germany

TRANSACTIONS

Pittsburgh's third round choice (57th overall) in the 1994 Entry Draft



vs. NHL

TEAM	GP	G	A	PTS	PIM
Anaheim	-	-	-	-	-
Atlanta	1	0	0	0	0
Boston	1	0	0	0	0
Buffalo	3	0	0	0	2
Calgary	-	-	-	-	-
Carolina	-	-	-	-	-
Chicago	2	0	0	0	0
Colorado	-	-	-	-	-
Dallas	2	0	0	0	2
Detroit	1	0	0	0	0
Edmonton	1	0	0	0	2
Florida	1	0	0	0	2
Los Angeles	-	-	-	-	-
Montreal	-	-	-	-	-
Nashville	1	0	0	0	0
New Jersey	2	0	0	0	0
NY Islanders	1	0	0	0	0
NY Rangers	2	0	0	0	0
Ottawa	2	0	0	0	2
Philadelphia	3	0	0	0	2
Phoenix	-	-	-	-	-
San Jose	1	0	0	0	0
St. Louis	-	-	-	-	-
Tampa Bay	1	0	0	0	0
Toronto	-	-	-	-	-
Vancouver	2	0	0	0	0
Washington	1	0	0	0	0
TOTALS	28	0	0	0	12

HIGHLIGHTS



1999-2000: Appeared in three games with the Penguins, going scoreless and plus-three...Played Jan. 8 at Philadelphia, Feb. 3 vs the Islanders and Feb. 4 vs Atlanta...Played in 75 games with Wilkes-Barre-Scranton (AHL) and ranked second on the team among defensemen, fifth overall, with 40 points (19+21)...Ranked second among AHL defensemen in goals to teammate John Slaney (30) ...Ranked 13th among AHL defensemen in points...Scored a goal in three consecutive games Nov. 5-12...Had two five-game point streaks: Jan. 15-25 (1+5=6) and Mar. 25-Apr. 1 (3+2=5)... Tallied a season-high three assists Dec. 27 vs Philadelphia...Notched 21 points (7+14) in 38 home games with Wilkes-Barre/Scranton and 19 points (12+7) in 37 road games...**PLAYOFFS:** Was on the Penguins playoff roster, but did not appear in any games...**Career:** Began the **1998-99** season with Houston of the International Hockey League after being assigned to the Aeros Oct. 8...Recalled by the Penguins on Mar. 11...Appeared in a career-high 17 games

with the Penguins, going scoreless with six penalty minutes and a minus-7 rating...Was a season-high plus-2 Mar. 23 vs Chicago...Played in 16 consecutive games from Mar. 13 to Apr. 15...With Houston, played in 57 games, recording five points (1+4) and 81 penalty minutes...Ranked eighth on the team with a plus-15 rating which was fourth among defensemen...Ranked eighth among Aeros defensemen in points...Played in eight games with the Penguins in **1997-98** going scoreless with six penalty minutes...Played in his first NHL game Oct. 19 at Florida...Began the season with Syracuse of the American Hockey League before being recalled Oct. 19...Was returned to Syracuse Nov. 13...Ranked second among Crunch defensemen with 37 points (14+23) in 65 games...Had 66 penalty minutes...Tied for fifth among Syracuse playoff scorers with three points (1+2) in five games...Played with Cleveland (IHL) in his first professional season in **1996-97**...Ranked fifth among Lumberjacks defensemen with 15 points in 75 games...Had one assist in 10 playoff games...Ranked 10th on Brandon of the Western Hockey League in scoring with 41 points in 70 games in **1995-96** ...Ranked sixth on the club with 99 penalty minutes...Set junior career-highs in goals, assists, points and penalty minutes...Recorded 13 points in 19 playoff games as Brandon won the WHL Championship...Played in 21 games with Brandon in **1994-95** missing most of the season due to injury...Appeared in all 18 playoff games for the Wheat Kings...Played in 70 games in his first junior season in **1993-94**...Ranked second on the team among defensemen in scoring with 22 points, behind Wade Redden (Ottawa Senators)...Sven and his wife, Allison, have a son, Magnus (1).

RUTENSCHON - 22

CAREER

Year	Club	League	Regular Season										Playoffs					
			GP	G	A	PTS	PIM	+	-	PP	SH	GW	S	GP	G	A	PTS	PIM
1993-94	Brandon	WHL	70	3	19	22	51	-	-	-	-	-	-	4	0	0	0	6
1994-95	Brandon	WHL	21	1	5	6	44	-	-	-	-	-	18	1	2	3	11	
1995-96	Brandon	WHL	70	4	37	41	99	-	-	-	-	-	19	1	12	13	18	
1996-97	Cleveland	IHL	75	3	12	15	68	-	-	-	-	-	10	0	1	1	4	
1997-98	PITTSBURGH	NHL	8	0	0	0	6	-1	0	0	0	4	-	-	-	-	-	
	Syracuse	AHL	65	14	23	37	66	-	-	-	-	-	5	1	2	3	0	
1998-99	PITTSBURGH	NHL	17	0	0	0	6	-7	0	0	0	8	-	-	-	-	-	
	Houston	IHL	57	1	4	5	81	-	-	-	-	-	-	-	-	-	-	
1999-2000	PITTSBURGH	NHL	3	0	0	0	0	3	0	0	0	2	-	-	-	-	-	
	Wilkes-Barre	AHL	75	19	21	40	101	-16	5	1	0	161	-	-	-	-	-	
	PGH/NHL/TOTALS		28	0	0	0	12	-5	0	0	0	14	-	-	-	-	-	

RENE CORBET

POSITION: Left Wing

HT/WT: 6'0" 195 lbs.

SHOOTS: Left

AGE: 27 **DOB:** 6/25/73

BORN: Victoriaville, Quebec/Canada

TRANSACTIONS

Quebec's second choice (24th overall) in 1991 Entry Draft...Traded to Calgary with Wade Belak and future considerations for Theo Fleury and Chris Dingman, Feb. 28, 1999...Traded to Pittsburgh with Tyler Moss for Brad Werenka, Mar. 14, 2000

MILESTONES

Milestones Achieved: 300th game (2/9/00 at Vancouver); 100th point (4/27/99 at Phoenix)
 Milestones Within Reach (Current Total):
 400th game (319)
 First NHL Game: 10/21/93 at Chicago
 First NHL Point: 12/28/93 an assist vs Tampa Bay
 First NHL Goal: 1/2/94 at Dallas (Andy Moog)
 Most Goals Game: 2 - three times - last - 3/9/99 at St. Louis
 Most Assists Game: 2 - six times - last - 2/1/00 vs St. Louis
 Most Points Game: 3 - 3/9/99 at St. Louis (2g,1a); 12/12/98 at New Jersey (1g,2a)
 Most Penalty Minutes, Game: 17 - 1/26/98 vs Edmonton



vs. NHL

TEAM	GP	G	A	PTS	PIM
Anaheim	18	1	6	7	34
Atlanta	2	1	0	1	0
Boston	10	0	0	0	5
Buffalo	7	4	0	4	4
Calgary	15	2	2	4	13
Carolina	7	1	2	3	2
Chicago	10	1	3	4	7
Colorado	5	0	0	0	2
Dallas	13	1	5	6	12
Detroit	14	3	0	3	20
Edmonton	23	2	5	7	58
Florida	10	2	1	3	2
Los Angeles	20	1	4	5	26
Montreal	9	0	2	2	11
Nashville	5	1	1	2	9
New Jersey	8	2	2	4	8
NY Islanders	9	2	4	6	7
NY Rangers	9	0	3	3	0
Ottawa	10	2	3	5	9
Philadelphia	8	1	1	2	13
Phoenix	16	0	4	4	10
Pittsburgh	6	0	1	1	2
San Jose	17	7	4	11	9
St. Louis	17	4	6	10	34
Tampa Bay	8	1	2	3	7
Toronto	12	6	0	6	28
Vancouver	24	4	3	7	24
Washington	7	1	1	2	7
TOTALS	319	50	65	115	363

HIGHLIGHTS



1999-2000: Split the season between Calgary and Pittsburgh...Played in 48 games with the Flames, recording 14 points (4+10) and 60 penalty minutes... Scored one goal in four games with the Penguins...Had points in back-to-back games three times, all with Calgary- Oct. 22 and 23 (0+2), Feb. 1 and 3 (0+3) and Feb. 26 and Mar. 1 (1+1)...Equaled his single-game high with two assists Feb. 1 vs. St. Louis...Played in his 300th game Feb. 9 at Vancouver...Made his Penguins debut Mar. 16 vs. Florida...Scored his first Penguins goal Mar. 21 at the Islanders before suffering a shoulder injury which sidelined him for the remainder of the season...Was scoreless in two home games with the Penguins, had one goal in two road games and one goal in two games vs. Atlantic Division opponents...Missed 29 games due to injury 2-Oct. 6-8 (groin); 18- Nov. 10-Dec. 18 (foot) and 9-Mar. 24-Apr. 9 (shoulder)...

PLAYOFFS: Missed the first four games of the Washington series due to the shoulder injury...Returned for Game Five at Washington...Collected points in back-to-back games vs. Philadelphia, notching an assist in Game Five May 7 and a goal in Game Six May 9. **Career:** Set a career-high with 31 points (13+18) in 73 games in **1998-99**...Picked up 22 points (8+14) in 53 games with Colorado before being traded to Calgary...Had nine points (5+4) in 20 games

with the Flames...Scored a career-high 16 goals in 68 games in **1997-98** with Colorado...Had three multiple point games, including his first career multiple goal game Jan. 10 vs. Ottawa...Four of his goals were game-winners and four came on the power play...Posted two four-game point streaks, equaling his career high...Played in just two playoff games after suffering a broken thumb in Game One vs Edmonton...Ranked fourth on the Avalanche with a plus-14 rating in **1996-97**...Was plus or even in 67 of his career-high 76 games (88.2%)...Posted three two-point games...Had a three-game goal streak from Mar. 26-Apr. 2 (3goals)...Played in all 17 playoff games, recording four points (2+2)...Began the **1995-96** season with Colorado before being sent to Cornwall (AHL) Oct. 8...Picked up 11 points (5+6) in nine games with Cornwall...Was recalled by Colorado, Dec. 6...Had nine points (3+6) and was plus-10 with the Avalanche...Played in eight playoff games for the Stanley Cup Champion Avalanche...Recorded three points (2+1) against the Panthers in Game Two of the Finals on June 6...Played in eight games with Quebec in **1994-95**, collecting three assists...Recorded 57 points (33+24) in 65 games with Cornwall...Picked up 10 points in 12 playoff games with Cornwall...Also played two games with Quebec in the playoffs...**1993-94**, Led Cornwall in goals (37), assists (40) and points (77)...Named AHL Rookie of the Year...Named to the Canadian Major Junior First All Star Team and Quebec Major Junior League First All Star Team in **1992-93** after leading the QMJHL with 79 goals and 148 points in 63 games with Drummondville...Ranked second on Drummondville in scoring with 96 points in **1991-92**...His 46 goals led the team...had 65 points (25+40) in 45 games in his first year of junior with Drummondville in **1990-91**...Scored 11 goals in 14 playoff games...Spent his off-season in Calgary.

COREY - 9

CAREER

Year	Club	League	Regular Season											Playoffs			
			GP	G	A	PTS	PIM	+	-	PP	SH	GW	S	GP	G	A	PTS
1990-91	Drummondville	QMJHL	45	25	40	65	34	-	-	-	-	-	14	11	6	17	15
1991-92	Drummondville	QMJHL	56	46	50	96	90	-	-	-	-	-	4	1	2	3	17
1992-93	Drummondville	QMJHL	63	*79	69	*148	143	-	-	-	-	-	10	7	13	20	16
1993-94	Quebec	NHL	9	1	1	2	0	1	0	0	0	14	-	-	-	-	-
	Cornwall	AHL	68	37	40	77	56	-	-	-	-	-	13	7	2	9	18
1994-95	Quebec	NHL	8	0	3	3	2	3	0	0	0	4	2	0	1	1	0
	Cornwall	AHL	65	33	24	57	79	-	-	-	-	-	12	2	8	10	27
1995-96	Colorado	NHL	33	3	6	9	33	10	0	0	0	35	8	3	2	5	2
	Cornwall	AHL	9	5	6	11	10	-	-	-	-	-	-	-	-	-	-
1996-97	Colorado	NHL	76	12	15	27	67	14	1	0	3	128	17	2	2	4	27
1997-98	Colorado	NHL	68	16	12	28	133	8	4	0	4	117	2	0	0	0	2
1998-99	Colorado	NHL	53	8	14	22	58	3	2	0	1	82	-	-	-	-	-
	Calgary	NHL	20	5	4	9	10	-2	1	0	0	45	-	-	-	-	-
1999-2000	Calgary	NHL	48	4	10	14	60	-7	0	0	0	100	-	-	-	-	-
	PITTSBURGH	NHL	4	1	0	1	0	-4	1	0	0	9	7	1	1	2	9
	NHL TOTALS		319	50	65	115	363	26	9	0	8	534	36	6	6	12	40
	PGHTOTALS		4	1	0	1	0	-4	1	0	0	9	7	1	1	2	9

* League Leading Figure

IAN HRDINA

POSITION: Center

HT/WT: 6'0" 200 lbs.

SHOOTS: Right

AGE: 24 **DOB:** 2/5/76


BORN: Hradec Kralove/Czech Rep.

TRANSACTIONS

Drafted by Pittsburgh in the fifth round (128th overall) of the 1995 Entry Draft

MILESTONES


Milestones Achieved: 100th game (12/18/99 vs Florida)
 Milestones Within Reach (Current Total): 200th game (152); 100th point (88)
 First NHL Game: 10/10/98 at NY Islanders
 First NHL Point: 10/17/98 - an assist vs NY Rangers
 First NHL Goal: 11/5/98 at Ottawa (Damian Rhodes)
 Most Goals, Game: 2 - 1/2/00 vs Detroit; 12/15/99 at Carolina
 Most Assists, Game: 3 - 3/16/00 vs Florida
 Most Points, Game: 3 - three times - last - 3/16/00 vs Florida (3a)
 Most Penalty Minutes, Game: 17 - 3/18/00 at Boston



vs. NHL

TEAM	GP	G	A	PTS	PIM
Anaheim	3	0	0	0	0
Atlanta	4	1	3	4	0
Boston	8	1	0	1	19
Buffalo	7	1	6	7	0
Calgary	3	0	1	1	2
Carolina	7	5	2	7	4
Chicago	2	1	0	1	0
Colorado	4	0	1	1	4
Dallas	3	0	1	1	2
Detroit	3	3	1	4	4
Edmonton	4	0	1	1	6
Florida	9	0	9	9	4
Los Angeles	2	1	0	1	0
Montreal	7	1	2	3	6
Nashville	3	1	0	1	4
New Jersey	10	2	1	3	4
NY Islanders	10	3	7	10	4
NY Rangers	10	0	4	4	2
Ottawa	7	1	3	4	6
Philadelphia	10	1	3	4	2
Phoenix	4	0	3	3	2
San Jose	2	0	1	1	0
St. Louis	3	0	1	1	4
Tampa Bay	8	1	2	3	0
Toronto	8	3	3	6	2
Vancouver	3	0	3	3	0
Washington	8	0	4	4	2
TOTALS	152	26	62	88	83

HIGHLIGHTS



1999-2000: Ranked fourth on the team with a career-high 46 points...Also notched a career-high 33 assists to rank fifth on the team...His +13 rating was also a career-high...Led the Penguins in face-off percentage at 53.7%, which ranked 25th in the league...Had a career-high seven-game point streak from Jan. 31 - Feb. 14, collecting nine points (3+6)...Added a six-game streak from Dec. 7-18 (4+4=8) and three three-game streaks...Set a career-high with three assists Mar. 16 vs Florida...Tied his career-high with three points on Dec. 15 at Carolina (2+1) and Mar. 16 vs Florida...Tallied seven multi-point games (five with two points, two with three points)...Totaled 24 points (6+18) in 34 home games, 22 points (7+15) in 36 road games, nine points (3+6) on the power play, one short-handed point (0+1) and 14 points (5+9) in 20 games vs the Atlantic Division...Was a plus-or even player in 53 of his 70 games (75.7%)...Missed 12 games (Oct. 16- Nov. 16) with a high ankle sprain suffered Oct. 14 at the Rangers...**PLAYOFFS:** Tied for second on the team and 13th in the league with 12 points (4+8) in nine games...Ranked second on the team with seven points (4+3) in the first

round vs Washington, despite missing two games with a strained back muscle...Collected five assists in the second round vs Philadelphia...Recorded a point in seven of his nine games...Had four multi-point games, including the first three games vs Washington...Tallied a career-high three points (1+2) in Game One at Washington Apr. 13...Scored two goals in Game Three vs Washington Apr. 17...**Career:** Finished fourth among rookies with 42 points, tied for sixth in goals with 13 and third with 29 assists in **1998-99**...His 42 points tied for sixth on the Penguins...Ranked fifth on the team in assists...Was the only Penguin to appear in all 82 games...Named NHL Rookie of the Month for January, recording nine points (4+5) and a plus-5 rating in 13 games...Had a five-game point streak from Dec. 26 - Jan. 7, collecting five points (1+4)...The streak was tied for the second longest of the season among rookies (Brendan Morrison - NJ, six games)...Tallied 25 points (6+19) at home, 17 on the road (7+10) and seven (1+6) vs Atlantic Division opponents...Also picked up 10 points (3+7) on the power play...Scored his first NHL goal Nov. 5 vs Ottawa's Damian Rhodes...His first point was an assist Oct. 17 vs the Rangers... Totaled six multi-point games...Led the Penguins in Face-off percentage, winning 57% of his draws, which ranked ninth in the league and first among rookies...Played in all 13 playoff games, recording five points (4+1)... Scored his first playoff goal in his first playoff game, Apr. 22 at New Jersey...Four of his five points came in the Eastern Conference QuarterFinals vs New Jersey...Ranked fifth among rookie playoff scorers...Ranked sixth on Syracuse (AHL) in scoring in **1997-98** with 44 points...Tied for fifth on the team with 20 goals...Scored four game-winning goals, tied for second on the Crunch...Notched four points in five playoff games, tied for second on the team...Played in his first professional season in **1996-97** appearing in 68 games with Cleveland (IHL)...Ranked third on the Lumberjacks in points (54), fifth in goals (23) and tied for fourth in assists (31)...Split the **1995-96** season between Seattle and Spokane in the Western Hockey League, totaling 73 points (29+44)...Ranked fourth on Spokane in playoff scoring with 19 points...Led the team with 49 penalty minutes in 18 playoff games...Tied for 12th in the Western Hockey League in scoring in **1994-95** with 100 points (41+59) in 69 games for Seattle...Ranked third on the team in scoring... Jan spends his off-season in the Czech Republic.

HRDINA - 38

CAREER

Year	Club	League	Regular Season											Playoffs					
			GP	G	A	PTS	PIM	+	-	PP	SH	GW	S	GP	G	A	PTS	PIM	
1993-94	Hradec Kralove	Czech	21	1	5	6	0	--	--	--	--	--	--	--	--	--	--	--	--
1994-95	Seattle	WHL	69	41	59	100	79	--	--	--	--	--	4	0	1	1	8	--	
1995-96	Seattle	WHL	30	19	28	47	37	--	--	--	--	--	--	--	--	--	--	--	
	Spokane	WHL	18	10	16	26	25	--	--	--	--	--	18	5	14	19	49	--	
1996-97	Cleveland	IHL	68	23	31	54	82	--	--	--	--	--	13	1	2	3	8	--	
1997-98	Syracuse	AHL	72	20	24	44	82	--	--	--	--	--	5	1	3	4	10	--	
1998-99	PITTSBURGH	NHL	82	13	26	42	40	-2	3	0	2	94	13	4	1	5	12	--	
1999-2000	PITTSBURGH	NHL	70	13	33	46	43	13	3	0	1	84	9	4	8	12	2	--	
	NHLPGHTOTALS		152	26	62	88	83	11	6	0	3	178	22	8	9	17	14	--	

JAROMIR JAGR

POSITION: Right Wing

HT/WT: 6'2" 235 lbs.

SHOOTS: Left

AGE: 28 **DOB:** 2/15/72

BORN: Kladno/Czech Republic

TRANSACTIONS

Pittsburgh's first choice (fifth overall) in the 1990 Entry Draft

MILESTONES

Milestones Achieved: 700th game (1/7/00 vs Toronto); 600th game (11/25/98 vs Washington); 500th game (3/31/97 vs Florida); 900th point (11/26/99 vs Ottawa); 800th point (1/31/99 at Montreal); 700th point (2/6/98 at Buffalo); 600th point (1/4/97 vs Tampa Bay); 500th point (2/24/96 at Montreal); 300th goal (4/15/98 vs Tampa Bay); 200th goal (2/7/96 at New Jersey); 500th assist (3/5/99 vs Edmonton); 400th assist (1/12/98 at Carolina); 300th assist (2/5/96 vs Winnipeg)

Milestones Within Reach (Current Total): 800th game (725); 400 goals (287); 600 assists (571); 1,000 points (958)

First NHL Game: 10/5/90 at Washington
 First NHL Goal/Point: 10/7/90 vs New Jersey (Chris Terran)


Most Goals, Game: 3 - six times - last - 12/30/99 vs NY Islanders
 Most Assists, Game: 5 - 11/16/93 vs Philadelphia
 Most Points, Game: 7 - 12/30/99 vs NY Islanders (3g4a)
 Most Penalty Minutes, Game: 17 - 3/28/95 vs NY Islanders



vs. NHL

TEAM	GP	G	A	PTS	PIM
Anaheim	12	11	9	20	8
Atlanta	4	2	4	6	14
Boston	40	26	34	60	38
Buffalo	43	29	34	63	38
Calgary	18	8	19	27	12
Carolina	42	22	45	67	36
Chicago	17	10	8	18	14
Colorado	26	16	18	34	12
Dallas	17	9	7	16	12
Detroit	19	5	14	19	10
Edmonton	20	8	18	26	12
Florida	25	14	14	28	20
Los Angeles	19	9	13	22	8
Montreal	39	25	25	50	20
Nashville	4	1	5	6	6
New Jersey	47	21	31	52	26
NY Islanders	49	34	43	77	43
NY Rangers	43	16	37	53	30
Ottawa	32	25	26	51	32
Philadelphia	45	17	43	60	35
Phoenix	18	8	11	19	22
San Jose	16	8	13	21	6
St. Louis	16	2	10	12	19
Tampa Bay	29	16	19	35	18
Toronto	20	12	18	30	12
Vancouver	18	10	17	27	12
Washington	47	23	36	59	36
TOTALS	725	387	571	958	551

HIGHLIGHTS



1999-2000: Won the Art Ross Trophy for the third consecutive season and fourth time overall, leading the league with 96 points (42+54), despite playing in only 63 games...Became just the fifth player in NHL history to win the award in three or more straight seasons, joining Phil Esposito (1971-74), Wayne Gretzky (1981-87), Gordie Howe (1951-54) and Guy Lafleur (1976-78)...One of only six four-time winners, joining Gretzky (10), Howe (6), Mario Lemieux (6), Esposito (5) and Stan Mikita (4)...With Jagr capturing the award, the Penguins have won the Art Ross Trophy six straight seasons (Jagr - 1994-95, 1997-98, 1998-99, 1999-00, Lemieux - 1995-96, 1996-97) and in eight of the last nine (Lemieux - 1991-92, 1992-93)...Named to the NHL First All Star Team at right wing for the fifth time in the last six years...Won his second straight Lester B. Pearson Award as MVP as voted by the Players Association, becoming only the fifth player to win in back-to-back seasons during its 30 year history (Lafleur - 1975-76, 1976-77, 1977-78; Marcel Dionne- 1978-79, 1979-80; Gretzky- 1981-82, 1982-83, 1983-84, 1984-85; and Dominik Hasek - 1996-97, 1997-98)...Was runner up in the Hart Trophy voting for MVP to St. Louis's Chris Pronger by one vote (396-395), the closest vote since the award's inception in 1924...Tied for fourth in the NHL in goals, ranked third in assists

and fifth in shots (290)...Averaged 1.52 points per game, best in the NHL...Led the Penguins in goals, assists, points, plus-minus (+25) and shots, ranked second in power play goals (10) and tied for first in game-winning goals (5)...Had a career-high 15-game point streak from Oct. 1-Nov. 13, recording 33 points (14+19)...Was tied for the second-longest streak in the league...Set an NHL record by recording a point on 15 consecutive Penguins goals from Oct. 16-Nov. 4 (7g,8a)...Tied for the league high with a seven-game goal streak from Oct. 7-28, scoring eight goals (Joe Sakic - Feb. 29-Mar. 4, 11 goals)...Also had a seven-game streak, two six-game streaks, a five-game streak, a four-game streak and a three-game streak...Named NHL Player of the Week for the week of Nov. 8-14, picking up nine points (3+6) in three games...Named Player of the Month for November, his fifth such award, collecting 23 points (12+11) in 12 games...Previously won the award in Feb. 1995, Nov. 1996, Mar. 98, and Mar. 99...Had a point in 49 of his 63 games (77.8%)...Of the 196 goals the Penguins scored in his 63 games, he had a point on 96 (49.0%)...Recorded a career-high seven points (3+4) Dec. 30 vs the Islanders...Also had a hat trick Nov. 26 vs Ottawa, recording his 900th career point in that game...Were the fifth and sixth hat tricks of his career...Scored his 66th career game-winning goal Dec. 15 at Carolina, passing Lemieux for first on the Penguins' all-time list...Scored the overtime goal Apr. 7 at Buffalo, his ninth career OT goal, tying Lemieux for the Penguins record...Had 25 multiple point games, including a seven-point game, a five-point game, three four-point games, eight three-point games and 12 two-point games...Had 10 multiple goal games (eight with 2, two with 3)...Recorded 53 points (22+31) in 31 home games, 43 points (20+23) in 32 road games, 29 power play points (10+19) and 24 points (7+17) in 13 games vs Atlantic Division opponents...Set an NHL record by becoming the first player to receive over 1 million votes for the All-Star Game...Played in his sixth NHL All-Star game in Toronto...Missed 19 games due to injury; thigh-13 (Nov. 20, Feb. 22-Mar. 18); stomach-4 (Jan. 19-25); upper back-2 (Mar. 28-30)...In all-time Penguins history, ranks second in points (958), second in goals (387), second in assists (571), third in games played (727), third in power play goals (96), first in game-winning goals (68), tied for first in overtime goals (9) and second in shots on goal (2,594)...**PLAYOFFS:** Led the Penguins and ranked seventh in the league with 16 points (8+8) in 11 games...Tied for fourth in the league in goals and tied for first in game-winning goals (4)...Scored a goal in five consecutive games from Apr. 19-May 2, totaling seven goals...Had an eight-game point streak from Apr. 13-May 2, collecting 16 points (8+8)...Led the Penguins with 10 points (3+7) in the Eastern Conference Quarterfinals vs Washington, including four assists in Game One on Apr. 13...Scored in overtime of Game Two vs Washington...Scored two goals in Game Two of the Eastern Conference Semifinals at Philadelphia and added three points (2+1) in Game Three...Scored the game-winner in three straight games (Game Five at Washington and Games One and Two at Philadelphia)...Ranks first in Penguins playoff history in games played (124), second in points (135), second in goals (63), second in assists (72), third in power play goals (17) and first in game-winning goals (14)...**CAREER:** Won his first Hart Trophy as the NHL's Most Valuable Player and his third Art Ross Trophy, leading the league with 127 points in **1988-89**...Also won the Lester B. Pearson Award as MVP as voted by the Players Association...Became the second player in Penguins history to win all three awards in one year...Mario Lemieux did it on three occasions, 1988, 1993 and 1996...Named an NHL First Team All-Star at right wing...(CONTINUED)

JAGR - 68

CAREER

Year	Club	League	Regular Season										Playoffs						
			GP	G	A	PTS	PIM	+	-	PP	SH	GW	S	GP	G	A	PTS	PIM	
1988-89	Kladno	Czech	39	8	10	18	4	-	-	-	-	-	-	-	-	-	-	-	-
1989-90	Kladno	Czech	51	30	29	59	-	-	-	-	-	-	-	-	-	-	-	-	-
1990-91	PITTSBURGH	NHL	80	27	30	57	42	-4	7	0	4	136	24	3	10	13	6	-	
1991-92	PITTSBURGH	NHL	70	32	37	69	34	12	4	0	4	194	21	11	13	24	6	-	
1992-93	PITTSBURGH	NHL	81	34	60	94	61	30	10	1	9	242	12	5	4	9	23	-	
1993-94	PITTSBURGH	NHL	80	32	67	99	61	15	9	0	6	298	6	2	4	6	16	-	
1994-95	PITTSBURGH	NHL	48	32	38	70*	37	23	8	3	7	192	12	10	5	15	6	-	
1995-96	PITTSBURGH	NHL	82	62	87	149	96	31	20	1	*12	*403	18	11	12	23	18	-	
1996-97	PITTSBURGH	NHL	63	47	48	95	40	22	11	2	6	234	5	4	4	8	4	-	
1997-98	Czech Olympic		6	1	4	5	2	-	-	-	1	-	-	-	-	-	-	-	
	PITTSBURGH	NHL	77	35	*47	*102	64	17	7	0	8	262	6	4	5	9	2	-	
1998-99	PITTSBURGH	NHL	81	44	*83	*127	66	17	10	1	7	343	9	5	7	12	16	-	
1999-2000	PITTSBURGH	NHL	63	42	54	*96	50	25	10	0	5	290	11	8	8	16	6	-	
	NHL/PGHTOTALS		725	387	571	958	551	188	96	8	68	2594	124	63	72	135	103	-	

* Lesauz leading figure

Led the league in assists (83) and power play assists (34), tied for second in goals (44), ranked second in power play points (43) and shots (343) and tied for ninth in game-winning goals (7)...Led the Penguins in goals, assists, points, power play goals, power play points, game-winning goals and shots...Ranked second on the team with a plus-17 rating...Recorded a point in 64 of his 81 games (79.0%), never going more than two straight games without a point...Was held scoreless in back-to-back games on only four occasions (Nov. 7-10; Dec. 15-16; Dec. 21-22; and Feb. 21-22)...Had 37 multi-point games, including one five-point game (Feb. 2 vs Buffalo 1g.4a), six four-point games, 11 three-point games and 19 two-point games...Had a 13-game point streak from Dec. 26-Jan. 21, collecting 25 points (8+17)...Scored three overtime goals (Dec. 26 vs Ottawa, Feb. 11 vs Vancouver and Apr. 18 at the Rangers), the first player in club history to score three in one season...Played in his 5th NHL All-Star Game in Tampa Bay Jan. 24 recording an assist for the World All-Stars...Tied for second on the team in playoff scoring with 12 points, despite playing in nine of 13 games...Picked up an assist in Game One vs New Jersey, then missed the next four games with a groin injury...Returned to the lineup for Game Six May 2 and scored two goals, including the game-winner in overtime...Had five points (2+3) in the first round vs New Jersey, playing in three of seven games...Had points in seven of his nine games...Won his second Art Ross Trophy in **1997-98**, leading the league with 102 points (35+67)...Was the only player in the NHL to record 100 points...Tied for first in the league in assists, ranked ninth in goals, first in power play assists (31), first in power play points (38), tied for sixth in game-winning goals (8) and 11th in shots on goal (262)...Led the Penguins in goals, assists, points, game-winning goals, power play points, shots on goal and plus/minus (+17)...Recorded a point in 54 of his 77 games (70.1%), never going more than three consecutive games without recording a point...Had 32 multiple-point games...Became the fourth Penguin to score 300 goals (Lemieux -613, Pronovost -316, Kehoe-312) notching his 300th Apr. 15 vs Tampa Bay... Picked up his 700th career point with a goal Feb. 6 at Buffalo... Became just the third Penguin (Lemieux -881 and Francis -449) to reach the 400 assist mark, notching his 400th Jan.12 at Carolina...Passed Rick Kehoe for second place on the Penguins all-time points list with his 637th point Oct. 3 vs Carolina...Tied for the Czech Republic team lead with five points (1+4) in six games at the 1998 Winter Olympics in Nagano, Japan, winning a gold medal...Led the Penguins in playoff scoring with nine points (4+5) in six games...Led the team in goals, tied for first in assists and plus/minus (plus-5)...Recorded a point in each of the first five games...Notched three assists in Game Two Apr. 25 vs Montreal...Also recorded three points (2+1) in Game Four Apr. 29 at Montreal...Finished sixth in the NHL in scoring in **1996-97** with 95 points in 63 games...Tied for sixth in the league with 47 goals...Ranked second in the league in shooting percentage at 20.1% (47 goals on 234 shots)...Ranked second on the Penguins in points, goals and plus/minus (plus-22) and ranked third with 48 assists...Picked up 51 points (24+27) at home and 44 (23+21) on the road, ranking second on the team in both categories...Had 26 multiple point games, including 10 multiple goal games, second on the team...Notched a season-high five points (2+3) Dec. 23 at Toronto...Had a nine-game goal streak, longest in the league, from Nov. 21 to Dec.10, scoring 14 goals...Had a 13-game point streak, sixth longest in the league, from Nov. 16 to Dec. 13, recording 24 points (15+9)...Recorded a point in 50 of his 63 games (79.4%)...Was held scoreless in back-to-back games only twice during the season (October 5-8 and April 8-10)...Named to the NHL Second All-Star Team at right wing...Missed 19 games due to injury (groin-18, flu)... Led the Penguins in playoff scoring with eight points (4+4) in five games vs Philadelphia...Named to the NHL First All-Star team for the second consecutive season in **1995-96**, after finishing second in the league in points (149) and goals (62)...Trailed only Mario Lemieux and Ron Francis in assists with 87...Set an NHL record for points (149) and assists (87) in a season by a right wing, breaking Mike Bossy's previous records of 147 and 83, set in 1981-82...Set the record for most points by a European-born player, breaking Peter Stastny's mark of 139 set in 1981-82...Only five players (Wayne Gretzky, Lemieux, Phil Esposito, Steve Yzerman and Bernie Nicholls) have recorded more than 149 points in a season...Led the NHL with a club record 12 game-winning goals...Led the NHL with 403 shots on goal, also a club record...Recorded a point in 70 of 82 games (85.4%) never going more than two consecutive games without recording a point...Had 45 multiple point games, including 15 two-goal games...Ranked second on the team and third in NHL playoff scoring with 23 points (11+12) in 18 games...His 11 goals tied for the team lead and tied for second in the NHL...Had an 11-game point streak from Apr. 17 to May 11, collecting 18 points (10+8)...Scored his first career playoff hat trick in Game Five vs the Rangers May 11...Became the second player in team history to win the Art Ross Trophy as the NHL's leading scorer (Lemieux) in **1994-95**, recording 70 points (32+38) in 48 games...Was the first European-trained player to win the scoring title...Became the first non-center and right wing to win the scoring title since Guy Lafleur in 1977-78, and was only the third non-center to win the scoring title since expansion in 1967 (Lafleur and Bobby Orr)...Finished second to Eric Lindros in balloting for the Hart Trophy as the league's Most Valuable Player...Became the first right wing in Penguins history to be named an NHL First Team All-Star...Led the Penguins in the 1995 playoffs with 10 goals and tied for second on the team with 15 points...His 10 goals ranked second in the league...Led the Penguins in scoring in **1993-94** with 99 points (32+67), which ranked ninth in the league...Was the first non-Canadian to ever lead the Penguins in scoring...Did not go more than three consecutive games without recording a point...Scored 34 goals in **1992-93** to rank fourth on the team...Had 60 assists and 94 points, ranking fifth on the team in both categories...Scored nine game-winning goals, second on the team...In **1991-92**, ranked fourth on the team with 32 goals and fifth in points with 69...Scored 15 of his goals against Patrick Division teams and 17 of his 32 goals in the third period...Received a 10-game suspension from the NHL Jan. 27 for abuse of an official Jan. 26 at Washington...Ranked fourth in the league in playoff scoring with 24 points and fourth in goals with 11...Scored on the first-ever penalty shot in Penguins playoff history May 11 vs the Rangers (Vanbiesbrouck)...Ranked second in the league with four playoff game-winning goals...Named to the NHL All-Rookie team in **1990-91**, finishing third among rookies in goals (27), fifth in assists (30) and fourth in points (57)...Became the youngest player in club history to record a hat trick, collecting three goals Feb. 2 vs Boston...Led all rookies in the 1991 playoffs with 13 points and 10 assists...Set an NHL record for assists by a rookie in the Stanley Cup Finals, recording five vs Minnesota...Led Kladno (Czech Republic) in scoring in **1989-90** with 60 points in 51 games...Played for the Czechoslovakian team at the 1990 World Junior Tournament in Helsinki, Finland...Ranked second in the tournament in scoring with 18 points (5+13) and was selected to the tournament all-star team...Drafted by the Penguins in the first round (fifth overall) of the 1990 Entry Draft...Was the first Czechoslovakian player to attend an NHL draft without having to defect.

CAREER SCORING STREAKS

CAREER GOAL SCORING STREAKS - FIVE GAMES OR MORE

GAMES	DATES	GOALS
9	Nov. 21, 1993 - Dec. 10, 1996	14
7	Oct. 7, 1989 - Oct. 20, 1996	8
6	Oct. 24, 1996 - Nov. 8, 1996	6
6	Mar. 18, 1993 - Mar. 27, 1993	6
5	Dec. 26, 1995 - Jan. 3, 1996	5
5	Nov. 28, 1996 - Dec. 5, 1996	5
5	Nov. 1, 1999 - Nov. 10, 1999	5
5	Jan. 20, 1996 - Jan. 29, 1996	5

CAREER ASSIST STREAKS - FIVE GAMES OR MORE

GAMES	DATES	ASSISTS
8	Mar. 10, 1989 - Mar. 25, 1989	11
6	Jan. 31, 2000 - Feb. 12, 2000	8
6	Oct. 1, 1989 - Oct. 23, 1990	6
6	Feb. 3, 1989 - Feb. 19, 1989	6
6	Dec. 31, 1996 - Jan. 13, 1998	6
6	Mar. 2, 1998 - Mar. 14, 1998	6
6	Feb. 27, 1989 - Mar. 9, 1996	6
6	Nov. 16, 1996 - Nov. 30, 1996	6
5	Dec. 7, 1998 - Dec. 15, 1999	7
5	Dec. 30, 1989 - Jan. 10, 1990	7
5	Mar. 15, 1994 - Mar. 22, 1994	9
5	Apr. 4, 1993 - Apr. 14, 1993	7
5	Oct. 13, 1992 - Oct. 22, 1992	10

CAREER POINT SCORING STREAKS - FIVE GAMES OR MORE

GAMES	DATES	POINTS
15	Oct. 1, 1989-Nov. 13, 1989	14+13=27
13	Dec. 25, 1990 - Jan. 23, 1990	9+17=25
13	Nov. 16, 1996 - Dec. 13, 1996	15+8=24
12	Nov. 17, 1995 - Dec. 9, 1995	10+6=16
11	Feb. 16, 1996 - Mar. 9, 1996	10+17=27
11	Oct. 14, 1986 - Nov. 11, 1986	12+13=25
9	Mar. 9, 1993 - Mar. 25, 1993	5+16=16
9	Oct. 17, 1996 - Nov. 8, 1996	11+3=14
9	Mar. 25, 1994 - Apr. 11, 1994	3+11=14
9	Mar. 8, 1994 - Mar. 22, 1994	3+13=16
8	Dec. 6, 1987 - Dec. 26, 1987	7+8=15
7	Jan. 31, 2000 - Feb. 10, 2000	2+9=10
7	Mar. 11, 1995 - Mar. 24, 1995	7+6=13
7	Feb. 4, 1986 - Feb. 16, 1986	8+11=19
7	Oct. 9, 1993 - Oct. 22, 1993	4+8=12
7	Dec. 12, 1992 - Dec. 27, 1992	6+4=10
7	Feb. 11, 1991 - Feb. 24, 1991	9+4=9
7	Dec. 18, 1990 - Dec. 29, 1990	5+5=10
6	Dec. 21, 1999 - Jan. 2, 2000	7+8=15
6	Dec. 7, 1989-Dec. 18, 1989	5+7=12
6	Feb. 9, 1989 - Feb. 18, 1989	4+8=12
6	Mar. 2, 1990 - Mar. 14, 1990	3+11=14
6	Jan. 23, 1998 - Feb. 6, 1998	3+4=7
6	Mar. 21, 1999 - Mar. 30, 1999	4+8=10
6	Dec. 26, 1995 - Jan. 5, 1996	6+8=14
6	Apr. 23, 1995 - May 5, 1995	4+5=9
6	Mar. 18, 1993 - Mar. 27, 1993	8+6=12
6	Oct. 13, 1992 - Oct. 24, 1992	5+10=15
6	Mar. 10, 1992 - Mar. 19, 1992	3+5=8
6	Jan. 3, 1991 - Jan. 15, 1991	1+6=7
5	Jan. 7, 2000 - Jan. 15, 2000	2+4=6
5	Feb. 25, 1999 - Mar. 5, 1999	2+6=8
5	Nov. 23, 1998 - Dec. 12, 1998	4+5=9
5	Dec. 30, 1996 - Jan. 10, 1997	5+7=12
5	Dec. 17, 1996 - Dec. 26, 1996	3+10=13
5	Apr. 6, 1995 - Apr. 14, 1995	2+6=8
5	Jun. 17, 1996 - Jun. 29, 1996	4+5=9
5	Jan. 20, 1996 - Jan. 29, 1996	4+4=8
5	Apr. 4, 1993 - Apr. 14, 1993	2+7=9
5	Feb. 14, 1993 - Feb. 23, 1993	3+2=5

ALL-TIME EUROPEAN SCORERS

ALL TIME TOP 20

PLAYER	GP	G	A	PTS	PLACE OF BIRTH
1 Stan Mikula	1,394	541	828	1,369	Skala, Czechoslovakia
2 Jari Kurri	1,251	601	797	1,407	Helsinki, Finland
3 Peter Stastny	977	450	793	1,243	Bratislava, Czechoslovakia
4 JAROMIR JAGR	725	307	571	678	Kladno, Czech Republic
5 Ivan Hlinka	1,052	361	505	866	Zempan, Yugoslav
6 Tomas Sandstrom	983	394	462	856	Jokioinen, Finland
7 Steve Thomas	1919	371	454	825	Stockport, England
8 Thomas Steen	950	284	553	837	Göteborg, Sweden
9 Kent Hodge	881	323	472	600	Birmingham, England
10 Mats Sundin	765	325	490	789	Broma, Sweden
11 Boris Svanberg	1,148	150	337	797	Kilna, Sweden
12 Alexander Mogilyny	705	353	406	758	Khabarovsk, Russia
13 Sergei Fedorov	672	301	433	725	Pskov, Russia
14 Teemu Selanne	584	346	383	729	Helsinki, Finland
15 Kent Nilsson	553	254	422	676	Nyackum, Sweden
16 Walt Thuchuk	995	227	451	678	Emsdetten, West Germany
17 Paul MacLean	719	324	343	670	Gravelbourg, France
18 Anton Slusny	600	232	384	636	Bratislava, Czechoslovakia
19 Mats Nilsson	651	251	383	634	Trysund, Sweden
20 Esa Tikkanen	577	244	389	630	Helsinki, Finland

ACTIVE

PLAYER	GP	G	A	PTS	PLACE OF BIRTH
1 JAROMIR JAGR	725	307	571	678	Kladno, Czech Republic
2 Steve Thomas	1019	378	454	832	Stockport, England
3 Mats Sundin	768	328	480	789	Broma, Sweden
4 Alexander Mogilyny	705	353	406	758	Khabarovsk, Russia
5 Sergei Fedorov	672	301	433	724	Pskov, Russia
6 Teemu Selanne	585	346	383	729	Helsinki, Finland
7 Pavel Bonda	519	283	388	666	Moscow, Russia
8 Peter Bondra	672	337	246	583	Luck, Ukraine
9 Owen Moran	543	254	284	538	Bellevue, Ireland
UK Dahlen	781	246	272	518	Ostersund, Sweden

MULTI-POINT GAMES

ALL-TIME MULTIPLE POINT GAMES

Two-Goal Games	67	Last - Apr. 6, 2000 at Toronto
Three-Goal Games	6	Last - Dec. 30, 1996 vs NY Islanders
TOTAL	73	Multiple Goal Games
Two-Assist Games	105	Last - Feb. 9, 2000 vs Atlanta
Three-Assist Games	34	Last - Mar. 19, 2000 vs NY Rangers
Four-Assist Games	6	Last - Dec. 30, 1996 vs NY Islanders
Five-Assist Games	1	Nov. 16, 1993 vs Philadelphia
TOTAL	148	Multiple Assist Games
Two-Point Games	189	Last - Feb. 9, 2000 vs Atlanta (0-2)
Three-Point Games	77	Last - Apr. 5, 2000 at Toronto (2+1)
Four-Point Games	31	Last - Nov. 26, 1998 vs Ottawa (3+1)
Five-Point Games	4	Last - 9/15/98 at Carolina (4+1)
Six-Point Games	1	Nov. 16, 1993 vs Philadelphia (1+5)
Seven-Point Games	1	Dec. 30, 1996 vs NY Islanders (3+4)
TOTAL	283	Multiple Point Games

PENGUINS WITHOUT JAGR

SEASON	GAMES	W	L	T	RT	PLAYOFFS
1990-91	0	0	0	0	-	-
1991-92	10	2	6	2	-	-
1992-93	3	1	1	1	-	-
1993-94	4	2	1	1	-	-
1994-95	0	0	0	0	-	-
1995-96	0	0	0	0	-	-
1996-97	19	4	12	3	-	-
1997-98	5	3	1	1	-	-
1998-99	1	0	1	0	-	2-2
1999-00	19	6	10	3	2	-
TOTALS	61	18	32	11	2	2-2

CAREER NOTES ON JAROMIR JAGR'S 387 GOALS

- 204 were scored at home
- 180 were scored on the road
- 3 were scored in neutral-site games
- 26 were unassisted
- 96 were scored on the power play
- 8 were scored short-handed
- 68 were game-winning goals
- 105 were scored in the first period (27.1%)
- 139 were scored in the second period (35.9%)
- 134 were scored in the third period (34.6%)
- 9 were scored in overtime (2.3%)
- 123 have given the Penguins a lead (31.8%), while 59 have tied a game (15.2%)
- Jaromir Jagr has scored on 88 different goaltenders and added 11 into an empty net.
- Jocelyn Thibault has allowed the most goals by Jagr with 16, followed by Dominik Hasek with 13 and Sean Burke, and Chris Terreri with 12 each.
- 84 different players were credited with assists on Jagr's goals, led by Ron Francis with 110 and Mario Lemieux with 66.
- Of active Penguins, Martin Starka leads with 29 assists on goals by Jagr; with Jan Hrdina next with 19 and Robert Lang and Jiri Slegers next with 15 each.

HANS JONSSON

POSITION: Defense

HT/WT: 6'1" 202 lbs.

SHOOTS: Left

AGE: 27 **DOB:** 8/2/73

BORN: Jarved/Sweden

TRANSACTIONS

Drafted by Pittsburgh in the 11th round (286th overall) in 1993 Entry Draft

MILESTONES

Milestones Within Reach (Current Total): 100th game (68)

First NHL Game: 10/14/98 at NY Rangers

First NHL Goal/Point: 12/30/99 vs NY Islanders (Roberto Luongo)

Most Goals, Game: 1 - three times - last - 3/30/00 at Washington

Most Assists, Game: 2 - 1/27/00 vs Atlanta; 1/2/00 vs Detroit

Most Points, Game: 2 - 1/27/00 vs Atlanta (2a); 1/2/00 vs Detroit (2a)


Most Penalty Minutes, Game: 2 - six times - last - 3/30/00 at Washington



vs. NHL

TEAM	GP	G	A	PTS	PIM
Anaheim	2	0	0	0	0
Atlanta	3	0	3	3	2
Boston	4	0	0	0	0
Buffalo	3	0	0	0	0
Calgary	1	0	1	1	0
Carolina	4	0	0	0	2
Chicago	1	0	0	0	0
Colorado	1	0	0	0	0
Dallas	-	-	-	-	-
Detroit	1	0	2	2	0
Edmonton	2	0	0	0	0
Florida	4	0	0	0	0
Los Angeles	1	0	0	0	0
Montreal	4	0	1	1	0
Nashville	2	0	0	0	0
New Jersey	4	0	1	1	2
NY Islanders	3	1	0	1	0
NY Rangers	5	1	1	2	0
Ottawa	9	0	0	0	0
Philadelphia	5	0	0	0	0
Phoenix	2	0	0	0	2
San Jose	1	0	0	0	0
St. Louis	1	0	0	0	0
Tampa Bay	2	0	0	0	2
Toronto	4	0	1	1	0
Vancouver	1	0	1	1	0
Washington	4	1	0	1	2
TOTALS	68	3	11	14	12

HIGHLIGHTS



1999-2000: Finished his rookie campaign ranked fifth among Penguins defensemen in points (14) and assists (11)...Ranked third on the team with 97 blocked shots and 10th with 79 hits ...Appeared in his first NHL game Oct. 14 at the Rangers ...Notched his first point with a goal Dec. 30 vs the Islanders (Roberto Luongo)...Picked up two assists on two occasions, Jan. 2 vs Detroit and Jan. 27 vs Atlanta...Notched a short-handed goal Jan. 25 vs the Rangers...Scored the game-winning goal in overtime at Washington Mar. 30...Recorded 10 points (2+8) in 34 home games, four points (1+3) in 34 road games, three points (0+3) on the power play, one short-handed (1+0) and four (2+2) in 17 games vs Atlantic Division opponents...Missed three games due to injury: hip (2-Feb. 3-9), elbow (Mar. 21)...**PLAYOFFS:** Played in all 11 games, recording one assist and was plus-2....Notched the assist in his first career playoff game, Game One at Washington Apr. 13...**Career:** Played in 41 games with MoDo (Sweden) in **1998-**

99, collecting seven points (3+4)...Ranked fourth on the team with 40 penalty minutes...Added six points (2+4) in 13 playoff games, ranking second on the team among defensemen in scoring...Led the team with 22 playoff penalty minutes...Ranked second among MoDo defensemen with 14 points (8+6) in 40 games in **1997-98**...Ranked third in defensemen scoring for MoDo in **1996-97**...Set career highs in goal (9), assists (6) and points (15) in 30 games with MoDo in **1995-96**...Led the team's defensemen in scoring.

8 - NOSSNOI

CAREER

Year	Club	League	Regular Season										Playoffs					
			GP	G	A	PTS	PIM	+	-	PP	SH	GW	S	GP	G	A	PTS	PIM
1991-92	MoDo	Sweden	6	0	1	1	0	-	-	-	-	-	-	-	-	-	-	-
1992-93	MoDo	Sweden	40	2	2	4	24	-	-	-	-	-	-	-	-	-	-	
1993-94	MoDo	Sweden	23	4	1	5	18	-	-	-	-	-	-	-	-	-	-	
1994-95	MoDo	Sweden	39	4	6	10	30	-	-	-	-	-	-	-	-	-	-	
1995-96	MoDo	Sweden	30	9	6	15	24	-	-	-	-	-	8	2	1	3	24	
1996-97	MoDo	Sweden	27	7	5	12	18	-	-	-	-	-	-	-	-	-	-	
1997-98	MoDo	Sweden	40	8	6	14	40	-	-	-	-	-	8	1	1	2	12	
1998-99	MoDo	Sweden	41	3	4	7	40	-	-	-	-	-	13	2	4	6	22	
1998-99	MoDo	Sweden	41	3	4	7	40	-	-	-	-	-	13	2	4	6	22	
1999-2000	PITTSBURGH	NHL	68	3	11	14	12	-5	0	1	1	49	11	0	1	1	6	
	NHL/PGHTOTALS		68	3	11	14	12	-5	0	1	1	49	11	0	1	1	6	

DARIUS KASPARAITIS

POSITION: Defense

HT/WT: 5'11" 212 lbs.

SHOOTS: Left

AGE: 27 **DOB:** 10/16/72


BORN: Elektrenai/Lithuania

TRANSACTIONS

Drafted by NY Islanders in the first round (fifth overall) of 1992 Entry Draft... **Traded by New York Islanders to Pittsburgh with Andreas Johansson for Bryan Smolinski, Nov. 17, 1996.**

MILESTONES

Milestones Achieved: 400th game (1/18/99 at Anaheim); 300th game (10/22/97 at San Jose)
 Milestones Within Reach (Current Total): 500th game (491); 100th point (96)
 First NHL Game: 10/6/92 at New Jersey
 First NHL Goal/Point: 10/27/92 vs Los Angeles (Kelly Hrudey)
 Most Goals, Game: 1 - 16 times - last - 1/7/00 vs Toronto
 Most Assists, Game: 2 - five times - last - 2/4/97 vs Vancouver
 Most Points, Game: 2 - nine times - last (2/23/99 vs Tampa Bay (1g.1a))
 Most Penalty Minutes, Game: 26 - 11/4/93 at Chicago



vs. NHL

TEAM	GP	G	A	PTS	PIM
Anaheim	9	0	4	4	25
Atlanta	4	0	1	1	8
Boston	26	0	2	2	47
Buffalo	25	2	2	4	30
Calgary	11	0	0	0	21
Carolina	27	2	4	6	32
Chicago	11	0	2	2	55
Colorado	16	1	4	5	14
Dallas	9	1	0	1	4
Detroit	13	0	3	3	14
Edmonton	12	0	0	0	10
Florida	25	1	2	3	30
Los Angeles	14	2	1	3	39
Montreal	31	1	3	4	50
Nashville	3	0	1	1	17
New Jersey	29	1	3	4	63
NY Islanders	16	0	1	1	42
NY Rangers	26	0	5	5	38
Ottawa	23	1	5	6	22
Philadelphia	33	0	7	7	104
Phoenix	13	0	1	1	20
Pittsburgh	14	0	2	2	33
San Jose	14	0	6	6	8
St. Louis	9	2	2	4	8
Tampa Bay	25	1	8	9	61
Toronto	14	1	2	3	21
Vancouver	10	0	5	5	4
Washington	29	0	4	4	46
TOTALS	491	16	80	96	866

HIGHLIGHTS



1999-2000: Ranked fourth among Penguins defencemen in assists (17) and points (15)...Led the team with 261 hits, which ranked eighth in the league...Collected 146 penalty minutes, the second-highest total of his career (166 in 92-93 with NYI), which ranked third on the team...Led the team with 119 blocked shots...Tied his career-high with two points (1+1) on Dec. 23 vs Tampa Bay, scoring the game winning goal which was also his first career power play goal...Recorded nine points (2+7) in 36 home games, six points (1+5) in 37 road games, two points (1+1) on the power play, one short-handed assist and four assists in 17 games vs the Atlantic Division...Missed the first four games of the season (Oct. 1-14) recovering from knee surgery and two games (Jan. 2-5) with a head injury...Was suspended two games (Oct. 23-27) for an elbowing major on Oct. 16 vs Chicago and one game (Jan. 19) for receiving his second boarding game misconduct Jan. 15 at Nashville...**PLAYOFFS:** Played in all 11 games, recording two points (1+1) and 10 penalty minutes...Notched an assist in Game Three vs Washington on Apr. 17...Scored his first playoff goal in Game Five at Philadelphia May 7...Was his fifth career playoff appearance...**CAREER:** Began the **1988-89** season on injured reserve after injuring his knee in a pre-season game Sept. 20 at Detroit...Missed the first eight games of the season before returning to the lineup Oct. 31 at Edmonton...Re-injured the knee on Mar. 5 vs Edmonton...Underwent successful surgery Mar. 24 to repair damage to his meniscus and ACL and missed the last 21 games of the season...Totalled five points (1+4) in 48 games...Tied for fifth on the team with a plus-48 games (87.5%). Led the team with 173 hits, which ranked 37th in the league...Of the top 50 hit leaders, ranked third with 3.60 hits per game behind Kyle McLaren of Boston at 3.94 hits per game (205 hits/52 GP) and Zdeno Chara of the Islanders at 3.62 hits per game (214 hits/59 GP)...Played in his 400th game Jan. 18 at Anaheim...Played in a career-high 81 games in **1997-98**, surpassing his previous high of 79, set in his rookie season, 1992-93, with the Islanders...Tied a club record for short-handed goals by a defenceman in a season with two (eighth time)...Were the first two short-handed goals of his career...His four goals tied his single-season career high, set in 1992-93 with the Islanders...Led the team in hits with 225 and ranked third in the league...Ranked second on the team with 127 penalty minutes...Was a plus or even player in 60 of his 81 games (74.1%), and finished the season plus 3...Played in his 300th career game Oct. 22 at San Jose...Played in his 100th game as a Penguin Jan. 6 at the Islanders...Played in six games for the Russian Olympic Team, recording two assists, winning a silver medal at the 1998 Winter Olympics at Nagano, Japan...Missed one game due to injury (flu)...Played in five of six playoff games, recording no points and eight penalty minutes...Played in 57 games for the Penguins in **1996-97**, recording 18 points (2+16)...Set career-highs in assists (21), points (23) and plus-minus (plus 17)...Was plus-21 with the Penguins...Scored a goal in his first game as a Penguin, Nov. 19 vs St. Louis...Was a plus or even player in 43 of his 57 games with the Penguins (75.4%). Named Penguins Defensive Player of the Year...Played in all five games in the 1997 Playoffs, recording no points and six penalty minutes...Missed the first 15 games of the **1985-86** season after undergoing reconstructive surgery to repair a torn ACL in right knee...Returned to the Islanders lineup Nov. 14 at San Jose...Scored his only goal of the season Nov. 22 vs Los Angeles...Missed 16 games after severing a tendon in his hand Dec. 9 at New Jersey...Chosen by the Long Island Chapter of the Professional Hockey Writer's Association as the Islanders' Masterton Trophy nominee...Represented Russian National Team at the World Championships and the World Cup of Hockey...Played in only 13 games in **1984-85** before suffering torn ACL February 20...Recorded one assist and 22 penalty minutes...Collected 11 points (1+10) and 142 penalty minutes in 76 games in **1983-84**...Ranked third on the team in penalty minutes, and second among defencemen in games played...Was the Islanders' Player of the Month for Feb., 1994...Scored his only goal of the season Dec. 14 vs New Jersey...In his rookie season, **1982-83**, played in 79 games and led the Islanders with a plus-15 rating...Ranked second on the team with 166 penalty minutes...Played in all 18 games in the 1993 Playoffs, recording five assists...Tied for third on the team with 31 penalty minutes...Won a gold medal at the 1992 Olympics in Albertville, France for the Commonwealth of Independent States team...Played in six games for the Russian National Team at the 1992 World Championships, recording three points (2+1)...In **1991-92**, helped Moscow Dynamo to second consecutive Russian League championship tallying 12 points (2+10) in 31 games...First in two World Junior Championships, 1991 in Saskatoon (silver medal) and 1992 in Gussow, Germany (gold medal)...Became the first Lithuanian to play in the Russian league in over 30 years in **1989-90**, appearing in one game for Moscow Dynamo...**PERSONAL:** Lists Viacheslav Fetisov as his favorite player and the Soviet Red Army team as his favorite team while growing up...Mellon Arena is his favorite NHL arena...Lists Florida's Paval Bure as the toughest player to play against...Favorite TV show is Seinfeld...The Bahamas and Paradise Island are his favorite vacation spots...Winning the gold medal with CIS in the 1992 Olympics in France was his greatest hockey moment...Hobbies are fishing and tennis...Darius and wife, Irina have a daughter, Elizabeth (3).

KASPARAVIČIUS - 100

CAREER

Year	Club	League	Regular Season										Playoffs					
			GP	G	A	PTS	PIM	+	-	PP	SH	GW	S	GP	G	A	PTS	PIM
1988-89	Moscow Dynamo	SNL	3	0	0	0	0	-	-	-	-	-	-	-	-	-	-	-
1989-90	Moscow Dynamo	SNL	1	0	0	0	0	-	-	-	-	-	-	-	-	-	-	
1990-91	Moscow Dynamo	SNL	17	0	1	1	10	-	-	-	-	-	-	-	-	-	-	
1991-92	Moscow Dynamo	CIS	31	2	10	12	14	-	-	-	-	-	-	-	-	-	-	
	CIS Olympic		8	0	2	2	2	-	-	-	-	-	-	-	-	-	-	
	World Champ.		6	2	1	3	4	-	-	-	-	-	-	-	-	-	-	
1992-93	Moscow Dynamo	CIS	7	1	3	4	8	-	-	-	-	-	-	-	-	-	-	
	NY Islanders	NHL	79	4	17	21	166	15	0	0	0	0	18	0	5	5	31	
1993-94	NY Islanders	NHL	76	1	10	11	142	-6	0	0	0	-	4	0	0	0	8	
1994-95	NY Islanders	NHL	13	0	1	1	22	-11	0	0	0	-	-	-	-	-	-	
1995-96	NY Islanders	NHL	46	1	7	8	93	-12	0	0	0	-	-	-	-	-	-	
	World Champ.		8	0	2	2	2	-	-	-	-	-	-	-	-	-	-	
1996-97	NY Islanders	NHL	18	0	5	5	16	-7	0	0	0	12	-	-	-	-	-	
	PITTSBURGH	NHL	57	2	16	18	84	24	0	0	0	46	5	0	0	0	6	
1997-98	Russian Olympic		6	0	2	2	6	-	-	-	0	-	-	-	-	-	-	
	PITTSBURGH	NHL	81	4	8	12	127	3	0	2	0	71	5	0	0	0	8	
1998-99	PITTSBURGH	NHL	48	1	4	5	70	12	0	0	0	32	-	-	-	-	-	
1999-2000	PITTSBURGH	NHL	73	3	12	15	146	-12	1	0	1	76	11	1	1	2	10	
	NHL TOTALS		491	16	80	96	866	6	1	2	1	437	43	1	6	7	63	
PGHTOTALS			259	10	40	50	427	27	1	2	1	223	21	1	1	2	24	

ALEXEI KOVALEV

POSITION: Right Wing

HT/WT: 6'1" 215 lbs.

SHOOTS: Left

AGE: 27 **DOB:** 2/24/73

BORN: Togliatti/Russia

TRANSACTIONS

NY Rangers first choice (15th overall) in 1991 Entry Draft...Traded to Pittsburgh with Harry York for Petr Nedved, Chris Tamer and Sean Pronger, Nov. 25, 1998.

MILESTONES

Milestones Achieved: 500th game (12/29/99 at Washington); 400th game (1/11/89 at Anaheim); 100th goal (12/5/97 vs Washington); 200th assist (12/23/99 vs Tampa Bay); 300th point (2/2/99 vs Buffalo)

Milestones Within Reach (Current Total): 600th game (547); 200th goal (165); 400th point (387)

First NHL Game: 10/12/92 vs Hartford

First NHL Goal/Point: 10/12/92 vs Hartford (Sean Burke)

Most Goals, Game: 3 - 10/16/96 vs Pittsburgh; 12/27/92 vs Boston

Most Assists, Game: 3 - five times - last - 3/19/00 vs NY Rangers

Most Points, Games: 4 - four times - last - 3/19/00 vs NY Rangers (1g.3a)

Most Penalty Minutes, Game: 21 - 1/6/92 at Ottawa



vs. NHL

TEAM	GP	G	A	PTS	PIM
Anaheim	11	1	4	5	6
Atlanta	4	1	4	5	6
Boston	27	13	11	24	16
Buffalo	29	7	9	16	14
Calgary	12	3	5	8	14
Carolina	27	13	10	23	24
Chicago	11	2	4	6	9
Colorado	20	4	9	13	35
Dallas	11	1	5	6	9
Detroit	11	6	1	7	8
Edmonton	12	3	6	9	2
Florida	33	7	14	21	43
Los Angeles	12	5	3	8	4
Montreal	32	4	18	22	41
Nashville	4	2	1	3	4
New Jersey	34	9	16	25	30
NY Islanders	39	11	17	28	54
NY Rangers	9	4	7	11	8
Ottawa	24	7	13	20	37
Philadelphia	36	8	10	18	38
Phoenix	10	4	4	8	12
Pittsburgh	22	10	7	17	22
San Jose	12	8	5	13	8
St. Louis	12	3	3	6	12
Tampa Bay	32	10	11	21	62
Toronto	14	8	9	17	10
Vancouver	12	1	6	7	14
Washington	34	10	10	20	48
TOTALS	547	165	222	387	590

HIGHLIGHTS



KOVALEV - 27

1999-2000: Ranked second on the team in goals (26) and points (66), and ranked third in assists (40)...Set career-highs in all categories...Led the team in short-handed goals (2) and short-handed points (5)...Recorded a point on five of the Penguins seven short-handed goals...Tied for second on the team with 26 power play points and ranked third with nine power play goals...Ranked second in game-winning goals (4) and shots on goal (254)...His 94 penalty minutes ranked fourth on the team and his 90 hits ranked seventh...Was the only Penguins player to appear in all 82 games...Posted a five-game point streak from Mar. 28-Apr. 5, recording seven points (4+3)...Also had two four-game streaks- Oct. 1-14 (3+1) and Nov. 30-Dec. 7 (5+2); and two three-game streaks - Jan. 23-27 (1+4) and Mar. 19-24 (2+5)...Tallied his 200th assist Dec. 23 vs Tampa Bay...Played in his 550th game Dec. 29 at Washington...Had 18 multi-point games to rank second on the team...Of those 18 games, 14 were two-point games, three were three-point games and one was a four-point game...Tied his career high for points in a game Mar. 19 vs the Rangers with four points (1+3)...Matched his single-game high for assists in a game with three on Dec. 15 at Carolina and Jan. 23 vs Philadelphia... Recorded 40 points (16+24) in 41 home games, 26 points (10+16) in 41 road games, 26 points (9+17) on the power play, five points (2+3) short handed and 21 points (7+14) in 20 games vs Atlantic Division opponents...**PLAYOFFS:** Tied for fourth on the team with six points (1+5), playing in all 11 games...Ranked second with 37 shots on goal...Had three assists in Game One at Washington on Apr. 13...Notched an assist in Games Three and Four of the Washington series...Scored his only goal in Game Four vs Philadelphia, May 4...**Career:**

Recorded 46 points (20+26) in 63 games in **1988-89** with the Penguins after being acquired from the NY Rangers Nov. 25...Made his Penguins debut Nov. 27, picking up two assists against his former team...His 53 total points ranked fourth on the Penguins...Ranked third in goals, fourth in power play goals (6), second in game-winning goals (5) and fifth in his (95)...Had eight multi-point games, seven with the Penguins (6 with 2 points, 2 with 3 points)...Posted a 10-game point streak from Jan. 28 to Feb. 15, collecting 12 points (6+6)...Also had three four-game streaks (2 with the Penguins) and four three-game streaks...Scored the first overtime goal of his career Feb. 9 vs Montreal...With the Penguins, recorded 23 points (9+14) in 33 home games, 23 points (11+12) in 30 road games, 12 points (5+7) on the power play and nine points (3+6) in 13 games vs the Atlantic Division...Missed one game (Nov. 25 at Washington) with a shoulder injury...Tied for second with Jaromir Jagr in playoff scoring with 12 points (5+7) in 10 games...Tied for second on the team in goals and assists... Recorded 10 points (4+6) in six games vs New Jersey in the Eastern Conference Quarterfinals to rank second on the team...Missed Game One Apr. 22 at New Jersey with a wrist injury...Collected two points in Games Two (1+1), Three (1+1) and Six (0+2), and had three points in Game Five (1+2) against the game-winning goal in Game Three vs New Jersey Apr. 25...Missed Games Four and Five of the Eastern Conference Semifinals vs Toronto with a bruised foot...Ranked third on the Rangers with 53 points in **1997-98**...Tied for first on the team with 23 goals and ranked fourth with 30 assists...Tallied 22 points (8+14) on the power play to rank fourth on the team...Tied for second with three game-winning goals...Had 13 multi-point games (one four point game, one three-point game, 11 two-point games)...Had a seven-game point streak Mar. 21-Apr. 4, recording 10 points (7+3)...Tied his career-high for points in a game with four (2+2) Mar. 16 vs Ottawa...Missed eight games following arthroscopic knee surgery Jan. 26...Recorded eight points (3+3) in six games for Russia at the 1998 World Championships...Missed the last 37 games of the **1996-97** season after suffering a torn anterior cruciate ligament Jan. 8 vs Tampa Bay...Notched his second career hat trick Oct. 16 vs Pittsburgh...Recorded his 200th career point Dec. 6 vs Toronto...Ranked third on the Rangers with 24 goals in **1995-96**...Ranked fifth with 58 points...Led the Rangers with seven game-winning goals...Tied for third on the team with seven points in the playoffs...Played for Team Russia in the World Cup of Hockey...Ranked seventh on the Rangers with 28 points in **1994-95** appearing in all 48 games...Collected 17 of his 28 points at home...Led the team with 11 even strength goals...Ranked third on the Rangers in playoff scoring with 11 points in 10 games...Tallied three assists May 8 at Quebec...Registered a point in seven of 10 playoff games...Recorded 56 points in 76 games in **1993-94** to rank sixth on the Rangers in scoring...His 23 goals tied for third on the team...Had an 11-game point streak Mar. 16-Apr. 8, recording 15 points (10+5)...Ranked second on the team with 27 even strength assists and 43 even strength points...Placed third on the team in playoff scoring with 21 points in 23 games...Tied for second on the team with seven points (2+5) in the Stanley Cup Finals vs Vancouver...Notched a point in each of the last five games of the Finals...Set a club record with his fifth power play goal of the playoffs in Game Six of the Finals...Recorded a point in each of the first seven playoff games, collecting 11 points (4+7)...Played in 65 games with the Rangers in **1992-93**...Scored a goal in his first NHL game Oct. 12 vs Hartford...Notched his first career hat trick Dec. 27 vs Boston...Had a career high four point game (1+3) Dec. 13 vs Montreal...Spent the **1991-92** season with Moscow Dynamo after playing in two pre-season games with the Rangers...Won the national title with Moscow Dynamo for the second consecutive year...Was a member of the CIS team that won the Gold Medal at the 1992 Olympic Games, recording three points (1+2) in eight games...Played for Moscow Dynamo in **1980-81**, winning a national title...Also played for the Russian team that won the World Junior Championship, recording 10 points (5+5) in seven games...Led the team in scoring and ranked fifth in the tournament...Named to the World Junior Tournament All-Star team...Was the first Soviet player ever taken in the first round of the NHL Entry Draft...Alexei and his wife, Eugenia, spend their off-season in New York and Russia.

CAREER

Year	Club	League	Regular Season											Playoffs					
			GP	G	A	PTS	PIM	+	PP	SH	GW	S	GP	G	A	PTS	PIM		
1989-90	Moscow Dynamo	SEL	1	0	0	0	0	-	0	0	0	-	-	-	-	-	-	-	-
1990-91	Moscow Dynamo	SEL	18	1	2	3	4	-	-	-	-	-	-	-	-	-	-	-	-
1991-92	Moscow Dynamo	SEL	33	16	9	25	20	-	-	-	-	-	-	-	-	-	-	-	-
	CIS Olympic		8	1	2	3	14	-	-	-	-	-	-	-	-	-	-	-	-
1992-93	NY Rangers	NHL	65	20	18	38	79	-	-	-	-	-	-	-	-	-	-	-	-
	Binghamton	AHL	13	13	11	24	35	-	-	-	-	-	-	9	3	5	8	14	
1993-94	NY Rangers	NHL	76	23	33	56	154	-	-	-	-	-	-	23	9	12	21	18	
1994-95	NY Rangers	NHL	48	13	15	28	30	-	-	-	-	-	-	10	4	7	11	10	
1995-96	NY Rangers	NHL	81	24	34	58	98	-	-	-	-	-	-	11	3	4	7	14	
1996-97	NY Rangers	NHL	45	13	22	35	42	-	-	-	-	-	-	-	-	-	-	-	
1997-98	NY Rangers	NHL	73	23	30	53	44	-	-	-	-	-	-	-	-	-	-	-	
1998-99	NY Rangers	NHL	14	3	4	7	12	-6	1	0	1	35	-	-	-	-	-	-	
	PITTSBURGH	NHL	63	20	26	46	37	8	5	1	4	156	10	5	7	12	14		
1999-2000	PITTSBURGH	NHL	82	26	40	66	94	-3	9	2	4	254	11	1	5	6	10		
	NHL TOTALS		547	165	222	387	590	-	-	-	-	-	65	22	35	56	66		
	FGHTOTALS		145	46	66	112	131	5	14	3	8	410	21	6	12	18	24		

ROBERT LANG

POSITION: Center

HT/WT: 6'2" 216 lbs.

SHOOTS: Right

AGE: 29 **DOB:** 12/19/70

BORN: Teplice/Czech Rep.

TRANSACTIONS

Drafted by Los Angeles in the seventh round (133rd overall) of 1990 Entry Draft...Signed by Pittsburgh as a free agent, Sept. 2, 1997...Claimed by Boston from Pittsburgh in the 1997 NHL Waiver Draft, Sept. 28, 1997...Claimed off waivers from Boston, October 25, 1997

MILESTONES

Milestones Achieved: 300th game (12/4/99 vs Boston); 200th game (4/16/98 at Carolina); 100th assist (2/9/00 vs Atlanta); 100th point (12/30/98 vs Florida)

Milestones Within Reach (Current Total): 400th game (351); 100th goal (72); 200th point (189)

First NHL Game: 10/6/92 at Calgary

First NHL Point: 10/6/92 an assist at Calgary

First NHL Goal: 1/7/94 vs NY Rangers (Mike Richter)

Most Goals, Game: 2 - four times - last -


11/13/99 vs Nashville

Most Assists, Game: 3 - 3/30/00 at Washington;

4/18/98 vs Boston

Most Points, Game: 4 - 3/30/00 at Washington

(1g,3a); 11/2/99 vs Los Angeles (2g,2a)



vs. NHL

TEAM	GP	G	A	PTS	PIM
Anaheim	20	2	3	5	2
Atlanta	4	4	3	7	0
Boston	17	0	6	6	8
Buffalo	12	1	3	4	0
Calgary	18	2	5	7	8
Carolina	14	5	7	12	2
Chicago	14	4	7	11	4
Colorado	11	2	2	4	4
Dallas	11	1	3	4	6
Detroit	13	2	3	5	0
Edmonton	18	3	9	12	8
Florida	10	3	2	5	2
Los Angeles	6	3	2	5	2
Montreal	16	5	3	8	4
Nashville	4	3	0	3	2
New Jersey	14	2	5	7	0
NY Islanders	14	6	6	12	8
NY Rangers	13	5	8	13	0
Ottawa	10	3	4	7	4
Philadelphia	14	3	5	8	2
Phoenix	15	1	10	11	2
Pittsburgh	2	0	0	0	0
San Jose	15	1	1	2	4
St. Louis	9	1	2	3	0
Tampa Bay	11	1	6	7	0
Toronto	17	3	5	8	2
Vancouver	15	2	1	3	2
Washington	14	4	6	10	4
TOTALS	351	72	117	189	80

HIGHLIGHTS



1989-2000: Ranked third on the team with a career-high 65 points...Was third on the team with 23 goals and second with 42 assists, also career-highs...Led the Penguins and tied for fourth in the league with 13 power play goals...Was tied for first on the Penguins with Jaromir Jagr in game-winning goals with five...Tied for second on the team with 26 power play points...His 78 games and 13 power play goals were also career-highs...Recorded a career-high four points (2+2) Nov. 2 vs Los Angeles and equaled it Mar. 30 at Washington (1+3)...His three assists in that game matched his career-high for assists in a game...Played in his 400th game Dec. 14 vs Boston...Notched his 100th assist Feb. 9 vs Atlanta...Scored the game-winning goal in overtime Jan. 31 at Atlanta...Had a four-game point streak on four occasions: Oct. 30-Nov. 6 (4+3=7); Jan. 22-27 (1+3=4); Jan. 31-Feb. 9 (4+2=6); Mar. 30-Apr. 5 (2+6=8)...Also had four scoring streaks of three games...Had 13 multiple point games, ranking fourth on the team...Of the 13 games, seven were two-point games, four were three-point games and two were four-point games...Collected 36 points (12+24) in 39 home games, 29 points (11+18) in 39 road games, 26 points (13+13) on the power play and 19 points (6+13) in 19 games vs Atlantic Division opponents...Missed four games due to injuries: back spasms (Oct. 23), thumb (Dec. 15), mouth/lip (Mar. 9-11)...

PLAYOFFS: Tied for fourth on the team with six points (3+3) playing in all 11 games...Scored his first career playoff goal in Game One at Washington Apr. 13...Picked up five of his six points in the Eastern Conference Semifinals vs Philadelphia

including two goals in Game Two Apr. 29...Was his third appearance in the playoffs, all with the Penguins. **Career:** Ranked fourth on the team in goals (21), tied for seventh in assists (23), fifth in points (44), fourth in power play goals (7) and fourth in shots (137) in **1988-89**...Had a six game point streak, matching his career-high, from Dec. 30-Jan. 13, recording 10 points (6+4)...Also had a five-game goal streak from Dec. 30-Jan. 9, scoring six goals...Collected 25 points (14+11) at home in 38 games, 19 points (7+12) on the road in 34 games and 12 points (6+6) in 17 games vs the Atlantic Division...Totaled 12 power play points (7+5)...Scored three game-winning goals...Recorded his 100th career point Dec. 30 vs Florida...Had 10 multiple point games, all of which were two-point games...Missed 10 games due to injury (high ankle sprain)...Played in 12 of 13 playoff games, missing Game Three vs New Jersey Apr. 25...Tallied two assists in 12 games...Played in 51 games with the Penguins in **1987-88**, collecting 22 points (9+13)...Played in three games with Boston, going scoreless with two penalty minutes...Assigned to Houston (IHL) Oct. 25, and played in nine games, picking up eight points (1+7)...Recalled by the Penguins from Houston on November 17...Scored a career-high two goals in his sixth game with the Penguins Nov. 29 vs Montreal...Posted a season-high six-game point streak from Dec. 29 to Jan. 10 (4+3)...Collected three points in back-to-back games Apr. 16 at Carolina (1+2) and Apr. 18 vs Boston (0+3)...Both games equaled his previous career-high set Feb. 25, 1995 with Los Angeles...Missed nine games with a fractured thumb suffered Mar. 21 vs Philadelphia...Recorded three assists for the Czech Republic Olympic Team and won a gold medal at the 1998 Winter Olympics in Nagano, Japan...Recorded three assists in six playoff games vs Montreal, including his first playoff point in Game Two Apr. 23...Spent the **1996-97** season with Sparta Praha in the Czech Republic League...Recorded 41 points (14+27) in 38 games, ranking sixth on the team in points and seventh in goals...Tallied five points (1+4) in eight playoff games...Played for the Czech Republic in the World Cup of Hockey going scoreless in three games...Played in eight games for the Czech Republic at the World Championships, registering a goal and an assist...Collected 22 points (6+16) in 68 games with Los Angeles in **1995-96**...Had five multiple point games with the Kings and tied for second on the team with two short-handed goals...Recorded nine points (5+4) in eight games for the Czech Republic at the 1996 World Championships...In **1994-95**, picked up 72 points (4+8) and four penalty minutes in 36 games with the Kings...Also played in 16 games with Litvinov in the Czech Republic League...Tallied 23 points (4+19) and 28 penalty minutes...Scored nine goals in **1983-84** in 32 games with Los Angeles...Added 10 assists and 10 penalty minutes...Began the season with Phoenix (IHL), playing in 44 games and collecting 35 points (11+24) and 34 penalty minutes...Scored his first NHL goal Jan. 27 vs Mike Richter and the New York Rangers...Picked up five assists in his first NHL season, **1982-83**, while playing in 11 games with the Kings...Played the previous four seasons, **1988-92**, with Litvinov in the Czech Republic League...Played in 145 games, recording 121 points (52+69)...Robert and wife, Jennifer, spent their off-season in Hilton Head, South Carolina.

LANG - 20

CAREER

Year	Club	League	Regular Season											Playoffs					
			GP	G	A	PTS	PIM	+	-	PP	SH	GW	S	GP	G	A	PTS	PIM	
1988-89	Litvinov	Czech	7	3	2	5	0	-	-	-	-	-	-	-	-	-	-	-	-
1989-90	Litvinov	Czech	39	11	10	21	-	-	-	-	-	-	-	-	-	-	-	-	-
1990-91	Litvinov	Czech	56	26	26	52	38	-	-	-	-	-	-	-	-	-	-	-	-
1991-92	Litvinov	Czech	43	12	31	43	34	-	-	-	-	-	-	-	-	-	-	-	-
1992-93	Los Angeles	NHL	11	0	5	5	2	-3	0	0	0	3	-	-	-	-	-	-	-
	Phoenix	IHL	38	9	21	30	20	-	-	-	-	-	-	-	-	-	-	-	-
1993-94	Los Angeles	NHL	32	9	10	19	10	7	0	0	0	4	-	-	-	-	-	-	-
	Phoenix	IHL	44	11	24	35	34	-	-	-	-	-	-	-	-	-	-	-	-
1994-95	Litvinov	Czech	16	4	19	23	28	-	-	-	-	-	-	-	-	-	-	-	-
	Los Angeles	NHL	36	4	8	12	4	-7	0	0	0	38	-	-	-	-	-	-	-
1995-96	Los Angeles	NHL	68	6	16	22	10	-15	0	2	0	71	-	-	-	-	-	-	-
1996-97	Sparta Praha	Czech	38	14	27	41	30	-	-	-	-	-	5	1	2	3	4	-	
1997-98	Czech Olympic		6	0	2	2	0	-	0	0	0	-	-	-	-	-	-	-	-
	Houston	IHL	9	1	7	8	4	-	0	0	0	-	-	-	-	-	-	-	-
	Boston	NHL	3	0	0	0	2	1	0	0	0	2	-	-	-	-	-	-	-
	PITTSBURGH	NHL	51	9	13	22	14	6	1	1	2	64	6	0	3	3	2	-	
1998-99	PITTSBURGH	NHL	72	21	23	44	24	-10	7	0	3	137	12	0	2	2	0	-	
1999-2000	PITTSBURGH	NHL	78	23	42	65	14	-9	13	0	5	142	11	3	3	6	0	-	
	NHL TOTALS		351	72	117	189	80	-30	21	3	10	496	29	3	8	11	2	-	
	PGHTOTALS		201	53	78	131	52	-13	21	1	12	343	29	3	8	11	2	-	

JANNE LAUKKANEN

POSITION: Defense

HT/WT: 6'1" 194 lbs.

SHOOTS: Left

AGE: 30 **DOB:** 3/19/70

BORN: Lahti/Finland

TRANSACTIONS


Quebec's eighth choice (156th overall) in 1991 Entry Draft...Traded to Ottawa for the rights to Brad Larsen, Jan. 26, 1996...Traded to Pittsburgh with Ron Tugnutt for Tom Barrasso, Mar. 14, 2000

MILESTONES


Milestones Achieved: 200th game (2/20/99 vs Philadelphia)
 Milestones Within Reach (Current Total): 300th game (291); 100th point (80)
 First NHL Game: 1/24/95 vs Washington
 First NHL Point: 1/29/95 an assist at Buffalo
 First NHL Goal: 12/9/95 at Ottawa (Don Beaupre)
 Most Goals, Game: 1 - 11 times - last - 3/19/00 vs NY Rangers
 Most Assists, Game: 2 - eight times - last - 3/30/00 at Washington
 Most Points, Game: 2 - 12 times - last 3/30/00 at Washington (0g,2a)
 Most Penalty Minutes, Game: 12 - 2/23/99 at Boston

vs. NHL

TEAM	GP	G	A	PTS	PIM
Anaheim	7	0	2	2	2
Atlanta	4	0	0	0	4
Boston	23	0	6	6	26
Buffalo	19	1	4	5	21
Calgary	6	0	1	1	8
Carolina	20	2	3	5	24
Chicago	3	0	1	1	2
Colorado	7	0	1	1	10
Dallas	8	0	1	1	2
Detroit	6	0	1	1	10
Edmonton	5	0	0	0	6
Florida	14	1	3	4	14
Los Angeles	6	1	0	1	6
Montreal	20	0	9	9	22
Nashville	1	0	0	0	2
New Jersey	16	0	3	3	14
NY Islanders	12	0	0	0	4
NY Rangers	14	1	4	5	18
Ottawa	2	1	1	2	0
Philadelphia	16	0	6	6	16
Phoenix	7	0	3	3	8
Pittsburgh	18	2	4	6	12
San Jose	7	0	1	1	4
St. Louis	6	0	1	1	0
Tampa Bay	15	2	5	7	12
Toronto	11	0	2	2	4
Vancouver	6	0	3	3	6
Washington	12	0	4	4	8
TOTALS	291	11	69	80	265



HIGHLIGHTS



1999-00: Totaled 20 points (2+18) in 71 games with the Penguins and Ottawa...Collected eight points (1+7) in 11 games with the Penguins... Recorded at least one point in six of his 11 games with the Penguins... Was a combined plus-17 (+14 with Ottawa, +3 with Pittsburgh)...Was a plus or even player in 54 of his 71 games (76.1%)...Was plus or even in seven of 11 with the Penguins and 47 of 60 with Ottawa...Equaled his career-high with two points in a game on three occasions - Dec. 29 vs Montreal (0+2); Mar. 19 vs the Rangers (1+1) and Mar. 30 at Washington (0+2)...Had a three-game point streak from Mar. 28 to Apr. 1, recording four points (0+4)...With the Penguins, recorded four points (1+3) in five home games, four points (0+4) in six road games, four points (1+3) on the power play, and four points (1+3) in four games vs Atlantic Division opponents...Missed 10 games due to injury: shoulder-3 (Nov. 30-Dec. 4), ankle -1 (Dec. 30), flu-4 (Jan. 20, Jan. 26-29), ribs -2 (Mar. 26, Apr. 7)...**PLAYOFFS:** Led Penguins defensemen and tied for fifth on the team with six points (2+4), playing in all 11 games...Tied for second on the team with a plus-six rating...His six points were a playoff high...Notched three points (2+1) in Game One at Washington on Apr. 13...Had two assists in Game Three vs the Capitals on Apr. 17...Three of his points (1+2) came on the power play...Was his fifth NHL post-season appearance...**CAREER:** Set a career high with a plus-18 rating in **1998-99** in 50 games with Ottawa...Recorded 12 points (1+11)...Played in his 200th career game Feb. 20 vs Philadelphia... Missed 32 games due to injury (concussion, back and groin)...Scored a career-high four goals in **1997-98**...Matched his career-high with 21 points...Ranked third on the team with 64 penalty minutes...Collected four points (2+2) in the Eastern Conference Semi-Final vs Washington, including the game-winning goal in Game 6 on May 2...Was scoreless in six games for Finland, which won a bronze medal, in the 1998 Olympics in Nagano, Japan...Recorded in a career-high 76 games in **1996-97** recording 21 points (3+18)...His 18 assists are a career-high...Recorded his first playoff point with an assist vs Buffalo on Apr. 21...Split the **1995-96** season with Colorado and Ottawa...Scored his first NHL goal with Colorado against Ottawa Dec. 9...Played in 37 games with Cornwall (AHL) and ranked third on the team among defensemen in scoring with 28 points (7+21) in 35 games...Played his first season in North America in **1994-95**, splitting the season between Cornwall and Quebec...Played in 11 games with the Nordiques, recording three assists...Scored one goal in six playoff games...Played in 55 games with Cornwall and ranked second among team defensemen with 34 points (8+26)...Playing with HPK Hameenlinna in the Finnish Elite League in **1993-94**, led the team in points among defensemen with 29...Won a bronze medal with Finland at the 1994 Olympics, collecting two assists in eight games...Led all HPK defensemen in scoring and tied for sixth on the team in **1992-93** with 29 points in 47 games...Recorded 19 points in 43 games with HPK in **1991-92**, ranking second among defensemen in points and assists...Janne has a son, Matias, and spends his off-season in Finland.

LAUKKANEN - 5

CAREER

Year	Club	League	Regular Season													Playoffs			
			GP	G	A	PTS	PM	+	PP	SH	GW	S	GP	G	A	PTS	PM		
1990-91	Kerjas Lahti	Finland	44	8	14	22	56	-	-	-	-	-	-	-	-	-	-	-	-
1991-92	Hameenlinna	Finland	43	5	14	19	62	-	-	-	-	-	-	-	-	-	-	-	-
	Finland	Olympics	8	0	1	1	6	-	-	-	-	-	-	-	-	-	-	-	-
1992-93	Hameenlinna	Finland	47	8	21	29	76	-	-	-	-	-	-	12	1	4	5	10	-
1993-94	Hameenlinna	Finland	48	5	24	29	46	-	-	-	-	-	-	-	-	-	-	-	-
	Finland	Olympics	8	0	2	2	12	-	-	-	-	-	-	-	-	-	-	-	-
	HC Budejovice	Czech	-	-	-	-	-	-	-	-	-	-	-	3	0	1	1	0	-
1994-95	Cornwall	AHL	55	8	26	34	41	-	-	-	-	-	-	-	-	-	-	-	-
	Quebec	NHL	11	0	3	3	4	3	0	0	0	12	6	1	0	1	2	-	-
1995-96	Colorado	NHL	3	1	0	1	0	-1	1	0	0	4	-	-	-	-	-	-	-
	Cornwall	AHL	35	7	20	27	60	-	-	-	-	-	-	-	-	-	-	-	-
	Ottawa	NHL	20	0	2	2	14	E	0	0	0	31	-	-	-	-	-	-	-
1996-97	Ottawa	NHL	76	3	18	21	76	-14	2	0	0	109	7	0	1	1	6	-	-
1997-98	Ottawa	NHL	60	4	17	21	64	-15	2	0	2	69	11	2	2	4	8	-	-
	Finland	Olympics	6	0	0	0	4	-	-	-	-	-	-	-	-	-	-	-	-
1998-99	Ottawa	NHL	50	1	11	12	40	18	0	0	0	46	4	0	0	0	4	-	-
1999-2000	Ottawa	NHL	60	1	11	12	55	14	0	0	0	62	-	-	-	-	-	-	-
	PITTSBURGH	NHL	11	1	7	8	12	3	1	0	0	19	11	2	4	6	10	-	-
	NHL TOTALS		291	11	69	80	265	8	6	0	2	352	39	5	7	12	30	-	-
	PGHTOTALS		11	1	7	8	12	3	1	0	0	19	11	2	4	6	10	-	-

24 MORAN

POSITION: Right Wing/Defense

HT/WT: 6'0" 206 lbs.

SHOOTS: Right

AGE: 28 **DOB:** 8/24/72


BORN: Cleveland, OH/United States

TRANSACTIONS

Pittsburgh's sixth round choice (107th overall) in the 1990 Entry Draft

MILESTONES


Milestones Achieved: 200th game (11/12/99 at Detroit); 100th game (1/20/98 vs Ottawa)
 Milestones Within Reach (Current Total): 300th game (259)
 First NHL Game: 10/7/95 vs Toronto
 First NHL Goal/Point: 10/28/95 at New Jersey (Martin Brodeur)
 Most Goals, Game: 1 - 14 times - last - 12/29/99 at Washington
 Most Assists, Game: 2 - 2/26/99 at Dallas
 Most Points, Game: 2 - 2/26/99 at Dallas (2a)
 Most Penalty Minutes, Game: 15 - 12/30/98 vs Florida



vs. NHL

TEAM	GP	G	A	PTS	PIM
Anaheim	5	0	0	0	0
Atlanta	4	0	1	1	2
Boston	15	0	2	2	4
Buffalo	16	1	1	2	7
Calgary	4	0	0	0	5
Carolina	12	0	0	0	8
Chicago	7	2	0	2	4
Colorado	9	0	2	2	4
Dallas	6	0	3	3	6
Detroit	6	0	0	0	6
Edmonton	5	0	2	2	6
Florida	15	1	3	4	19
Los Angeles	7	1	0	1	2
Montreal	14	0	1	1	4
Nashville	4	1	0	1	2
New Jersey	18	1	0	1	8
NY Islanders	15	0	2	2	12
NY Rangers	14	2	1	3	4
Ottawa	14	1	1	2	8
Philadelphia	15	1	1	2	12
Phoenix	7	1	1	2	9
San Jose	5	0	0	0	0
St. Louis	5	0	1	1	2
Tampa Bay	13	0	0	0	4
Toronto	11	1	3	4	9
Vancouver	4	0	0	0	2
Washington	11	1	0	1	4
TOTALS	259	14	25	39	153

HIGHLIGHTS



1988-2000: Set career highs in games played (73), assists (8) and points (12), while equaling his career-high in goals (4)...Ranked eighth on the team in blocked shots with 62...Scored goals in back-to-back games on Dec. 26 at Chicago and Dec. 29 at Washington...Played in his 200th career game Nov. 12 at Detroit...Notched an assist on Feb. 19 at Florida to set a career high with 10 points in a season...Collected four points (1+3) at home in 38 games, eight points (3+5) in 35 road games and two points (1+1) in 18 games vs Atlantic Division opponents...Won the Edward J. DeBartolo Award for community service...Missed four games due to injury: foot (2-Dec. 4-7); flu (Jan. 2); bruised ankle (Apr. 9)...**PLAYOFFS:** Made his fifth playoff appearance...Appeared in all 11 games, recording one assist in Game Three vs Washington on Apr. 17...**Career:** Scored four goals and nine points in 62 games in **1988-89**...Recorded five points (3+2) in 30 home games, four points (1+3) in 32 road games, and one assist in 15 games vs the Atlantic Division...Ranked third on the team with 98 blocked shots, which tied for 49th in the NHL...Set a single-game high in points and assists, collecting two assists at Dallas Feb. 26...Scored the first short-handed goal of his career Jan. 16 at Los Angeles...Missed 20 games due to injury (ankle-17, bruised groin-3)...Recorded two assists in 13 playoff games...Tallied assists in consecutive games, May 2 and 4 against New Jersey in Games Six and Seven of the Eastern Conference QuarterFinals...Collected six assists in **1987-88**...Scored his only goal of the season Mar. 21 vs Philadelphia, the game-winning goal in a 4-3 win...It was the first game-winning goal of his career...Missed the first 34 games with a knee injury suffered in the pre-season...Played in his 100th career game Jan. 20 vs Ottawa...Missed 43 games due to injury (knee-39, concussion-4)...Scoreless and minus-one, playing in all six playoff games vs Montreal...Totalled nine points (4+5) in 36 games in **1986-87**...Scored goals in back-to-back games Mar. 18 vs Buffalo and Mar. 20 vs Toronto...Began the season in Cleveland (IHL) and was recalled Nov. 1...Collected two points (1+1) in eight games with the Penguins before being assigned to Cleveland on November 18...Was recalled from Cleveland on January 31 and remained with the Penguins for the remainder of the season...Played in 36 games with the Lumberjacks, recording 29 points (6+23)...Tied for third on the Penguins in the 1997 playoffs, totaling three points (1+2) in five games, leading the team with a plus-one rating...Notched his first career playoff goal Apr. 23 in Game Four vs Philadelphia vs Garth Snow...Also tallied an assist in Game Four to post his first career multi-point playoff game...Collected his first-ever playoff point with an assist in Game Three on April 21...Played in 51 games in **1995-96**, scoring his only goal Oct. 28 at New Jersey vs Martin Brodeur...Was a plus or even player in 39 of his 51 games (76.5%), and was minus-1 for the season...Missed the last 21 games of the regular season and all of the playoffs after undergoing shoulder surgery Mar. 21 to repair a dislocated shoulder...Played in 64 games with Cleveland (IHL) in **1994-95**, ranking second among defensemen with 38 points (7+31)...Recalled by the Penguins for the Playoffs and played in eight games...Was signed by the Penguins in February of 1994 and assigned to Cleveland...Picked up 18 points (5+13) in 33 games with the Lumberjacks in **1993-94**...Was the last player cut from the United States National Team, prior to the 1994 Olympics...Played two seasons at Boston College and was named Hockey East Co-Rookie of the Year in **1991-92**, after collecting 18 points (2+16) in 30 games for the Eagles...**Personal:** Ian and his wife, Britta, have a daughter, Mattigan (3-months)...The Boston Bruins were his favorite team and Ray Bourque his favorite player while growing up...Boston Garden is his favorite NHL Arena...Lists Dominik Hasek as his toughest opponent...Assisting on Mario Lemieux's last goal at the Arena is his favorite hockey achievement...VH1's Behind the Music is his favorite TV show...Hawaii is his favorite vacation spot, while sushi is his favorite food...Lists sumo wrestling, kite flying and hiking as his hobbies...The Morans spend their off-season in Massachusetts.

MORAN - 24

CAREER

Year	Club	League	Regular Season										Playoffs					
			GP	G	A	PTS	PIM	±	PP	SH	GW	S	GP	G	A	PTS	PIM	
1989-90	Belmont Hill	US Prep	-	10	36	46	-	-	-	-	-	-	-	-	-	-	-	-
1990-91	Belmont Hill	US Prep	21	7	44	51	12	-	-	-	-	-	-	-	-	-	-	-
1991-92	Boston College	HE	30	2	16	18	44	-	-	-	-	-	-	-	-	-	-	-
1992-93	Boston College	HE	31	8	12	20	32	-	-	-	-	-	-	-	-	-	-	-
1993-94	US Natl. Team		50	8	15	23	-	-	-	-	-	-	-	-	-	-	-	-
	Cleveland	IHL	33	5	13	18	39	-	-	-	-	-	-	-	-	-	-	-
1994-95	Cleveland	IHL	64	7	31	38	94	-	-	-	-	-	-	-	-	-	-	-
	PITTSBURGH	NHL	-	-	-	-	-	-	-	-	-	-	4	0	1	1	2	-
1995-96	PITTSBURGH	NHL	51	1	1	2	47	-1	0	0	0	44	-	-	-	-	-	-
1996-97	Cleveland	IHL	36	6	23	29	26	-	-	-	-	-	-	-	-	-	-	-
	PITTSBURGH	NHL	36	4	5	9	22	-11	0	0	0	50	5	1	2	3	4	-
1997-98	PITTSBURGH	NHL	37	1	6	7	19	0	0	0	1	33	6	0	0	0	2	-
1998-99	PITTSBURGH	NHL	62	4	5	9	37	1	0	1	0	65	13	0	2	2	8	-
1999-2000	PITTSBURGH	NHL	73	4	8	12	28	-10	0	0	0	58	11	0	1	1	2	-
	NHL/PGH/TOTALS		259	14	25	39	153	-21	0	1	1	250	43	1	5	6	16	-

ALEKSEY MOROZOV

POSITION: Right Wing

HT/WT: 6'1" 196 lbs.

SHOOTS: Left

AGE: 23 **DOB:** 2/16/77

BORN: Moscow/Russia

TRANSACTIONS

Drafted by Pittsburgh in the first round (24th overall) of 1995 Entry Draft

MILESTONES


Milestones Achieved: 200th game (3/9/00 at Ottawa); 100th game (12/16/98 at Florida)
 Milestones Within Reach (Current Total): 100th point (75)
 First NHL Game: 10/1/97 vs Los Angeles
 First NHL Goal/Point: 10/1/97 vs Los Angeles (Stephane Fiset)
 Most Goals, Game: 3 - 10/7/99 at New Jersey vs New Jersey
 Most Assists, Game: 2 - six times - last - 3/28/00 vs New Jersey
 Most Points, Game: 3 - 10/7/99 at New Jersey (3g)
 Most Penalty Minutes, Game: 2 - 18 times - last - 4/3/00 vs Carolina



vs. NHL

TEAM	GP	G	A	PTS	PIM
Anaheim	4	0	2	2	0
Atlanta	3	1	2	3	2
Boston	13	3	5	8	4
Buffalo	12	0	1	1	2
Calgary	4	2	0	2	2
Carolina	13	2	3	5	4
Chicago	5	0	0	0	0
Colorado	6	1	2	3	0
Dallas	5	0	0	0	0
Detroit	5	1	1	2	2
Edmonton	6	1	0	1	0
Florida	9	1	0	1	4
Los Angeles	3	1	0	1	0
Montreal	12	0	3	3	2
Nashville	3	0	1	1	0
New Jersey	14	6	4	10	0
NY Islanders	11	2	1	3	0
NY Rangers	12	1	4	5	2
Ottawa	10	1	4	5	0
Philadelphia	13	1	3	4	2
Phoenix	5	2	1	3	0
San Jose	3	0	0	0	0
St. Louis	4	1	0	1	4
Tampa Bay	10	1	1	2	2
Toronto	10	2	0	2	0
Vancouver	5	2	1	3	0
Washington	11	2	3	5	4
TOTALS	211	34	42	76	36

HIGHLIGHTS



1999-2000: Tied for sixth on the team with a career-high 31 points in 68 games...Tied for seventh in goals with 12...Ranked eighth in assists with a career-high 19...Set a career-high with a plus-12 rating to rank sixth on the team...Notched his first career hat trick on Oct. 7 at New Jersey, also setting a career-high for points in a game...Tied his career-high for assists in a game with two Oct. 14 at the Rangers and Mar. 28 vs New Jersey...Played in his 200th game Mar. 9 at Ottawa...Scored the first short-handed goal of his career Feb. 9 vs Atlanta...Posted three three-goal scoring streaks: Oct. 7-14 (3+3=6); Dec. 9-14 (0+3=3) and Mar. 24-28 (0+4=4)...Recorded six multi-point games...Totaled 15 points (5+10) in 32 home games, 16 points (7+9) in 36 road games, one power play assist, one short-handed goal, and 13 points (5+8) in 18 games vs Atlantic Division opponents...Led the Penguins with eight points (5+3) in eight games vs New Jersey...Missed 14 games due to injury, eight with a hamstring (Oct. 30-Nov. 16), two with a back injury (Jan. 27-29) and four with a charley horse (Mar. 16-21)...**PLAYOFFS:** Scoreless and minus-1 in five games...Played in four games vs Washington in the Eastern Conference Quarterfinals and in Game Five vs Philadelphia...**Career:** Ranked 13th on the Penguins with 19 points (9+10) in 67 games in **1998-99**...Had a three-game point streak from Nov. 25-28, collecting four points (1+3)...Also had four two-game point streaks on the season...Notched two goals Feb. 15 vs Washington, his first career multi-goal game...Recorded three multi-point games...Tallied seven points at home (6+1) in 32 games, and 12 points on the road (3+9) in 35 games...Seven of his 19 points (4+3) were recorded in games vs Atlantic Division opponents...Missed three games (Nov. 17-21) with a concussion, and 12 games (Dec. 22-Jan. 21) with a concussion suffered on Dec. 21, at Toronto...Played in 10 of the Penguins 13 playoff games, missing the last three games of the Eastern Conference Semi-Finals vs Toronto with a concussion...Recorded two points (1+1), notching his first playoff goal in Game Two at New Jersey Apr. 24, and an assist in Game Three vs Toronto May 11...Tied for tenth in the league among rookies with 26 points (13+13) in 76 games in **1997-98**...Scored his first NHL goal on his first shot, in his first game, October 1 vs Los Angeles...Tied for fifth among rookies with 13 goals and tied for second with three game-winning goals...Notched his first assist Oct. 25 at Vancouver...Recorded a point in a season-high three consecutive games from October 25-November 1 (2+1)...Tallied his first career multi-point game December 6 vs Anaheim (0+2)...Ranked second on the team with a 16.3 shooting percentage (13 goals on 80 shots)...Recorded 15 points at home (8+7) and 11 on the road (5+6)...Made his playoff debut, recording one assist in six games...Tallied his first career playoff point (an assist) in Game Five on May 1 vs Montreal...Collected four points (2+2) in six games with the Russian Olympic Team, winning a silver medal at the 1998 Winter Olympics at Nagano, Japan...Recorded three assists in four games for Russia at the World Championships...Led Krylja Sovetov in scoring in **1996-97** with 32 points (21+11) and 32 penalty-minutes in 44 games...His 21 goals were second in the league...Was one of only five players in the league to score 20-or-more goals...Tied for 15th in the league in scoring...Tallied one assist in two playoff games...Collected six points (3+3) in six games for Russia at the 1997 World Championships...Also played for Russia at the World Junior Championships, recording eight points (5+3) in and six penalty minutes in six games...Was named Best Forward of the Tournament...Ranked fourth on Krylja Sovetov with 22 points (13+9) in 47 games in **1995-96**...His 13 goals tied for fifth...Ranked seventh in scoring at the World Junior Championships, collecting eight points (5+3) in six games for the third-place Russian team...Ranked second on the team in scoring and was named to the World Junior Championships All-Star Team...Played in 48 games with Krylja Sovetov in **1994-95**, ranking fifth on the team with 27 points (15+12)...Tied for third on the team in goals and ranked third with 53 penalty minutes...Was named CIS Rookie of the Year...Tallied three assists in four playoff games...Played in seven games with Krylja Sovetov in **1992-93**, going scoreless...Also played in three playoff games, recording no points and two penalty minutes...Selected by the Penguins in the first round (24th overall) in the 1995 Entry Draft...Aleksey spends his off-season in Russia.

MOROZOV - 95

CAREER

Year	Club	League	Regular Season											Playoffs				
			GP	G	A	PTS	PIM	+	-	PP	SH	GW	S	GP	G	A	PTS	PIM
1993-94	Krylja-Sovetov	MHL	7	0	0	0	0	-	-	-	-	-	-	-	-	-	-	-
1994-95	Krylja-Sovetov	MHL	48	15	12	27	53	-	-	-	-	-	-	-	-	-	-	
1995-96	Krylja-Sovetov	MHL	47	12	10	22	26	-	-	-	-	-	-	-	-	-	-	
1996-97	Krylja-Sovetov	MHL	44	21	11	32	32	-	-	-	-	-	-	-	-	-	-	
1997-98	Russian Olympic		6	2	2	4	0	-	-	-	0	-	-	-	-	-	-	
	PITTSBURGH	NHL	76	13	13	26	8	-4	2	0	3	80	6	0	1	1	2	
1998-99	PITTSBURGH	NHL	67	9	10	19	14	5	0	0	0	75	10	1	1	2	0	
1999-2000	PITTSBURGH	NHL	68	12	19	31	14	12	0	1	0	101	5	0	0	0	0	
	NHL/PGH TOTALS		211	34	42	76	36	13	2	1	3	256	21	1	2	3	2	

MICHAEL ROZSIVAL

POSITION: Defense
HT/WT: 6'1" 208 lbs.
SHOOTS: Right
AGE: 22 **DOB:** 9/3/78
BORN: Vlasim/Czech Rep.

TRANSACTIONS

Drafted by Pittsburgh in the fourth round (105th overall) of 1996 Entry Draft

MILESTONES

Milestones Within Reach (Current Total): 100th game (75)
 First NHL Game: 10/1/99 at Dallas
 First NHL Point: 10/8/99 an assist vs Colorado
 First NHL Goal: 12/15/99 at Carolina (Arturs Irbe)
 Most Goals, Game: 1 - four times - last - 1/27/00 vs Atlanta
 Most Assists, Game: 1 - 17 times - last - 4/7/00 at Buffalo
 Most Points, Game: 2 - 1/7/00 vs Toronto (Igor Iak)
 Most Penalty Minutes, Game: 6 - 2/3/00 vs NY Islanders



vs. NHL

TEAM	GP	G	A	PTS	PIM
Anaheim	2	0	0	0	0
Atlanta	2	1	0	1	2
Boston	4	0	2	2	4
Buffalo	4	0	2	2	2
Calgary	1	0	0	0	0
Carolina	3	1	2	3	4
Chicago	2	0	0	0	0
Colorado	2	0	2	2	0
Dallas	1	0	0	0	0
Detroit	2	0	0	0	2
Edmonton	2	0	0	0	0
Florida	4	0	3	3	8
Los Angeles	2	0	1	1	0
Montreal	4	0	0	0	2
Nashville	2	0	0	0	0
New Jersey	5	0	1	1	2
NY Islanders	5	1	1	2	8
NY Rangers	5	0	1	1	2
Ottawa	4	0	0	0	2
Philadelphia	3	0	0	0	2
Phoenix	2	0	0	0	2
San Jose	2	0	0	0	2
St. Louis	1	0	0	0	0
Tampa Bay	4	0	1	1	2
Toronto	3	1	1	2	0
Vancouver	1	0	0	0	0
Washington	3	0	0	0	0
TOTALS	75	4	17	21	48

HIGHLIGHTS



1999-2000: Ranked second among Penguins' defensemen in points (21), tied for second in goals (4), third in assists (17) and third in plus/minus (+1)...Ranked fourth on the team in hits with 124, which ranked him eighth among NHL rookies...Ranked third among all rookie defensemen in assists, trailing only Brian Rafalski of New Jersey (27) and Brad Stuart of San Jose (26)...Was tied for third in points among defensemen with Kim Johnsson of the Rangers, trailing Stuart (36) and Rafalski (32)...Picked up his first NHL point in his third game with an assist Oct. 8 vs Colorado...Scored his first NHL goal Dec. 15 at Carolina vs Arturs Irbe...Set a career-high with two points (1+1), including the game-winning goal Jan. 7 vs Toronto...Collected 12 points (2+10) in 39 home games, nine points (2+7) in 36 road games and four points (1+3) in 18 games vs the Atlantic Division...Missed two games (Mar. 24-26) due to a hip flexor...**PLAYOFFS:** Was scoreless and even in two playoff games...Was plus-1 in Game Four vs

Washington Apr. 17 and minus-1 in Game Four vs Philadelphia...**Career:** Tallied 25 points (3+22) and 72 penalty minutes in 49 games with Syracuse (AHL) in **1998-99** to rank fourth among defensemen in points...Tied for fifth on the team in assists...Missed most of the season with a knee injury...Finished third in scoring on Swift Current (WHL) in **1997-98** with 69 points in 71 games...Led the Broncos with 55 assists and ranked sixth with 122 penalty minutes...Named to the WHL East First All-Star Team...Added five assists and 33 penalty minutes in 12 playoff games...Was third among Swift Current defensemen with 39 points (8+31) in 63 games in **1996-97**...Played in the Czech Jr. League with Jihlava in **1995-96** picking up seven points (3+4) in 36 games...Recorded 21 points (8+13) in 31 games with Jihlava in 1994-95...Spends his off-season in the Czech Republic.

CAREER

Year	Club	League	Regular Season										Playoffs				
			GP	G	A	PTS	PIM	+/-	PP	SH	GW	S	GP	G	A	PTS	PIM
1994-95	Jihlava	Czech Jr.	31	8	13	21	-	-	-	-	-	-	-	-	-	-	-
1995-96	Jihlava	Czech Jr.	36	3	4	7	-	-	-	-	-	-	-	-	-	-	
	Czech 78	Euro Jr.	5	0	1	1	10	-	-	-	-	-	-	-	-	-	
1996-97	Swift Current	WHL	63	8	31	39	80	-	-	-	-	-	-	-	-	-	
1997-98	Swift Current	WHL	71	14	55	69	122	-	-	-	-	-	-	-	-	-	
1998-99	Syracuse	AHL	49	3	22	25	72	-	-	-	-	-	-	-	-	-	
1999-2000	PITTSBURGH	NHL	75	4	17	21	48	11	1	0	1	73	2	0	0	0	4
	NHLPGHTOTALS		75	4	17	21	48	11	1	0	1	73	2	0	0	0	4

JOHN SLANEY

POSITION: Defense

HT/WT: 6'0" 189 lbs.

SHOOTS: Left

AGE: 28 **DOB:** 2/2/72

BORN: St. John's, Newfoundland/Canada

TRANSACTIONS

Washington's first choice (ninth overall) in 1990 Entry Draft...Traded to Colorado for Philadelphia's third round choice in 1996 Entry Draft, July 12, 1995...Traded to Los Angeles for Winnipeg's sixth round choice in 1996 Entry Draft, Dec. 28, 1995...Signed by Phoenix as a free agent, Aug. 19, 1997...Claimed by Nashville in Expansion Draft, June 26, 1998...Signed by Pittsburgh as a free agent, Sept. 30, 1999

MILESTONES

Milestones Achieved: 200th game (11/14/99 at St. Louis)
 Milestones Within Reach (Current Total): 300th game (263); 100th point (69)
 First NHL Game: 12/11/93 at Montreal
 First NHL Point: 12/17/93 an assist vs Ottawa
 First NHL Goal: 12/21/93 vs Philadelphia (Tommy Soderstrom)
 Most Goals, Game: 1 - 22 times - last - 10/28/99 at Los Angeles
 Most Assists, Game: 2 - seven times - last - 10/1/99 at Dallas
 Most Points, Game: 2 - 10 times - last - 10/1/99 at Dallas (2a)
 Most Penalty Minutes, Game: 15 - 2/7/94 at NY Rangers



vs. NHL

TEAM	GP	G	A	PTS	PIM
Anaheim	11	3	3	6	4
Atlanta	3	0	1	1	2
Boston	10	1	3	4	0
Buffalo	10	1	4	5	6
Calgary	13	1	5	6	4
Carolina	12	0	4	4	4
Chicago	9	0	7	7	2
Colorado	15	1	2	3	8
Dallas	12	2	3	5	8
Detroit	13	1	1	2	0
Edmonton	15	0	6	6	2
Florida	11	1	0	1	4
Los Angeles	9	3	1	4	0
Montreal	10	0	3	3	4
Nashville	-	-	-	-	-
New Jersey	8	0	0	0	6
NY Islanders	10	0	0	0	0
NY Rangers	11	0	4	4	21
Ottawa	7	0	2	2	2
Philadelphia	9	1	2	3	0
Phoenix	7	1	0	1	2
Pittsburgh	5	1	1	2	0
San Jose	12	3	4	7	6
St. Louis	9	1	2	3	4
Tampa Bay	10	0	2	2	2
Toronto	8	0	4	4	0
Vancouver	7	0	2	2	6
Washington	7	1	1	2	2
TOTALS	263	22	67	89	99

HIGHLIGHTS



1999-2000: Split the season between the Penguins and Wilkes-Barre/Scranton (AHL)...Overall, played in 29 games with the parent club, recording five points (1+4)...Picked up two assists in his first game with the Penguins, Oct. 1 at Dallas...Scored his only goal of the season Oct. 28 at Los Angeles...Led Wilkes-Barre/Scranton (AHL) in scoring with 60 points (30+30) in 49 games...Set an AHL record for goals by a defenseman in a single season...Ranked fifth in scoring among AHL defensemen, was first in goals, tied for first in power play goals (10) and second in short-handed goals (3)...Notched a point in 32 of his 49 games (65.3%) with Wilkes-Barre/Scranton...Never went more than two games without recording at least one point...Collected a season-high and franchise record five points (1+4) Jan. 21 vs Hershey...Had a six-game point streak from Mar. 31-Apr. 8, totaling nine points (6+3)...Recorded 34 points (16+18) in 27 home games and 26 points (14+12) in 22 road games...**PLAYOFFS:** appeared in two games with the

Penguins...Scored a power play goal in Game Four at Washington Apr. 19...**Career:** Ranked third among Nashville defensemen in scoring in **1998-99** with 14 points (2+12) in 46 games...Scored the game winning goal at St. Louis Feb. 20...Also played in seven games with Milwaukee (IHL) recording one assist...Played in a career-high 55 games with Phoenix in **1997-98**...Ranked fifth among Coyotes' defensemen with 17 points (3+14)...in **1996-97** with Los Angeles, posted 14 points (3+11) in 32 games to rank fifth among Kings' defensemen in scoring...Played in 35 games with Phoenix (IHL) ranking ninth on the team with 34 points (9+25) and second among defensemen...Began the **1995-96** season with Colorado, notching three assists in seven games before being acquired by Los Angeles on Dec. 28...Played in 31 games with the Kings, collecting 17 points (6+11)...His 20 combined points were a career-high...Missed 12 games with a broken left hand...Began the **1994-95** season with Washington, playing in 16 games...Was assigned to Portland (AHL) Mar. 5...Picked up 13 points (3+10) in eight games with the Pirates...Added four points (1+3) in seven playoff games...Scored a career-high seven goals with Washington in **1993-94**...Made his NHL debut Dec. 11 at Montreal...Had 27 points (14+13) in 29 games with Portland (AHL) before being recalled by the Capitals...Recorded two points (1+1) in six games vs the Penguins in the Playoffs...Played his first pro season in **1992-93** with Baltimore (AHL)...Ranked fourth on the team in scoring and ranked third among AHL defensemen with 66 points (20+46)...Split the **1991-92** season between Cornwall (OHL) and Baltimore (AHL)...Named to the OHL Second All-Star team in **1990-91** after recording 46 points (21+25) in 34 games...Named Canadian Major Junior Defenseman of the Year after the **1989-90** season...Notched 97 points (38+59) in 64 games...Scored the gold-medal winning goal for Team Canada in the 1991 World Junior Tournament in Canada in a 3-2 win over the Soviet Union.

SLANEY - 32

CAREER

Year	Club	League	Regular Season											Playoffs				
			GP	G	A	PTS	PIM	+	-	PP	SH	GW	S	GP	G	A	PTS	PIM
1988-89	Cornwall	OHL	66	16	43	59	23	-	-	-	-	-	-	18	8	16	24	10
1989-90	Cornwall	OHL	64	38	59	97	68	-	-	-	-	-	6	0	8	8	11	
1990-91	Cornwall	OHL	34	21	25	46	28	-	-	-	-	-	-	-	-	-	-	
1991-92	Cornwall	OHL	34	19	41	60	43	-	-	-	-	-	6	3	8	11	0	
	Baltimore	AHL	6	2	4	6	0	-	-	-	-	-	-	-	-	-	-	
1992-93	Baltimore	AHL	79	20	46	66	60	-	-	-	-	-	7	0	7	7	8	
1993-94	Washington	NHL	47	7	9	16	27	3	3	0	1	70	11	1	1	2	2	
	Portland	AHL	29	14	13	27	17	-	-	-	-	-	-	-	-	-	-	
1994-95	Washington	NHL	16	0	3	3	6	-3	0	0	0	21	-	-	-	-	-	
	Portland	AHL	8	3	10	13	4	-	-	-	-	-	7	1	3	4	4	
1995-96	Colorado	NHL	7	0	3	3	4	2	0	0	0	12	-	-	-	-	-	
	Cornwall	AHL	5	0	4	4	2	-	-	-	-	-	-	-	-	-	-	
1996-97	Los Angeles	NHL	31	6	11	17	10	5	3	1	0	63	-	-	-	-	-	
	Los Angeles	NHL	32	3	11	14	4	-10	1	0	1	60	-	-	-	-	-	
	Phoenix	IHL	35	9	25	34	8	-	-	-	-	-	-	-	-	-	-	
1997-98	Phoenix	NHL	55	3	14	17	24	-3	1	0	1	74	-	-	-	-	-	
	Las Vegas	IHL	5	2	2	4	16	-	-	-	-	-	-	-	-	-	-	
1998-99	Nashville	NHL	46	2	12	14	14	-12	0	0	1	84	-	-	-	-	-	
	Milwaukee	IHL	7	0	1	1	0	-	-	-	-	-	-	-	-	-	-	
1999-2000	Wilkes-Barre	AHL	49	30	30	60	25	1	10	3	1	191	-	-	-	-	-	
	PITTSBURGH	NHL	29	1	4	5	10	-10	1	0	0	27	2	1	0	1	2	
NHL TOTALS			263	22	67	89	99	-28	9	1	4	411	13	2	1	3	4	
PGHTOTALS			29	1	4	5	10	-10	1	0	0	27	2	1	0	1	2	

JIRI SLEGR

POSITION: Defense

HT/WT: 6'0" 220 lbs.

SHOOTS: Left

AGE: 28 **DOB:** 5/30/71

BORN: Jihlava/Czech Rep.

TRANSACTIONS

Drafted by Vancouver in the second round (23rd overall) of 1992 Entry Draft...Traded to Edmonton by Vancouver for Roman Oksiuta, Apr. 7, 1995...Rights acquired by Pittsburgh from Edmonton for a third round pick in 1998 Entry Draft, August 12, 1997.

MILESTONES

Milestones Achieved: 400th game (3/4/00 at Edmonton); 300th game (1/15/99 at San Jose); 100th point (12/16/97 vs Anaheim); 100th assist (1/31/99 at Montreal)

Milestones Within Reach (Current Total): 200th point (164)

First NHL Game: 10/6/92 at Edmonton

First NHL Point: 11/21/92 an assist vs Edmonton

First NHL Goal: 12/27/92 vs Montreal (Patrick Roy)

Most Goals, Game: 1 - 34 times - last - 4/3/00 vs Carolina

Most Assists, Game: 3 - three times - last - 12/23/93 vs Calgary

Most Points, Game: 3 - three times - last 12/23/92 vs Calgary (3a)


Most Penalty Minutes, Game: 19 - 12/30/98 vs Florida; 4/11/93 at Tampa Bay



vs. NHL

TEAM	GP	G	A	PTS	PIM
Anaheim	14	1	3	4	14
Atlanta	4	0	2	2	2
Boston	15	1	4	5	4
Buffalo	15	0	4	4	10
Calgary	22	2	9	11	22
Carolina	14	1	9	10	4
Chicago	10	0	1	1	8
Colorado	12	1	2	3	10
Dallas	13	2	4	6	10
Detroit	17	1	2	3	10
Edmonton	19	3	9	12	41
Florida	14	3	5	8	32
Los Angeles	23	1	11	12	55
Montreal	18	2	5	7	45
Nashville	4	0	0	0	4
New Jersey	15	1	0	1	25
NY Islanders	16	3	6	9	6
NY Rangers	16	1	3	4	35
Ottawa	16	1	6	7	12
Philadelphia	16	3	3	6	39
Phoenix	21	1	6	7	33
Pittsburgh	4	1	3	4	0
San Jose	23	0	10	10	35
St. Louis	17	1	5	6	31
Tampa Bay	14	0	3	3	48
Toronto	18	1	6	7	28
Vancouver	11	0	4	4	8
Washington	16	3	5	8	23
TOTALS	417	34	130	164	592

HIGHLIGHTS



1999-2000: Ranked first among Penguins' defensemen and tied for sixth on the team with 31 points...Was first among defensemen with a career-high 11 goals and first with 20 assists...Ranked third on the team with a career-high plus-20 rating...Was a plus or even player in 54 of his 74 games (72.9%)...Ranked fifth on the team with 82 penalty minutes, fifth in hits (106) and seventh in blocked shots (66)...Posted a five-game point streak from Dec. 21-30, recording seven assists...Also had two point streaks of three games: Dec. 14-18 (1+3) and Mar. 19-24 (2+1)...Scored the game-winning goal in his 400th career game Mar. 4 at Edmonton...Also notched the game-winner Mar. 19 vs the Rangers...Totalled 19 points (8+11) in 39 home games, 12 points (3+9) in 35 road games, three power play assists, and nine points (4+5) in 19 games vs Atlantic Division opponents...Missed eight games due to injury: high ankle sprain (5-Oct. 14-28); flu (Nov. 20) and strained knee (2-Nov. 23-26)...**PLAYOFFS:** Ranked second among defensemen with five points (2+3) in 10 games...Collected four points (2+2) in the Eastern Conference Quarterfinals vs Washington...Picked up two points (1+1) in Game One Apr. 13...Scored the game-winning goal in Game Three Apr. 17...Missed Game Four of the second round vs Philadelphia May 4 with a leg injury...**Career:** Ranked third among Penguins' defensemen with 23 points (3+20) in 63 games in **1988-89**...His 20 assists were second among Penguins' defensemen...Ranked fourth on the team with a plus-13 rating...Was a plus or even player in 42 of his 63 games (66.7%)...Tied for fourth on the team with 59 blocked shots and ranked

10th on the team with 78 hits...Posted a seven-game point streak from Jan. 21 - Feb. 5, recording eight points (1+7)...Recorded the 100th assist of his career in his 100th game with the Penguins Jan. 31 at Montreal...Had three two-assist games: Dec. 30 vs Florida, Jan. 31 at Montreal and Mar. 10 at Carolina...Recorded 17 points (3+14) in 32 home games, six assists in 31 road games, and three points (1+2) in 14 games vs Atlantic Division opponents...Ranked ninth in scoring with four points (1+3), in 13 playoff games...Scored the game-winning goal in Game Three vs Toronto May 11, his first career playoff goal...Recorded 17 points (5+12) and 109 penalty minutes in 73 games in **1987-88**...His five goals tied his career-high previously set in 1993-94 with Vancouver...Ranked sixth on the team with a plus-10 rating and was a plus or even player in 54 of 73 games (71.6%)...Was plus or even for 12 consecutive games from Oct. 11 to Nov. 5, compiling a plus-7 rating in those 12 games...Had a season high two assists Dec. 31 vs Carolina and Mar. 28 vs the New York Rangers...Notched the 100th point of his career with a goal Dec. 6 vs Anaheim...Scored a power play goal Oct. 19 at Florida and a short-handed goal Mar. 7 vs Philadelphia...Missed six games due to injury (hip-4, shoulder, flu)...Tallied one goal in six games with the Czech Republic Olympic Team and captured a gold medal at the 1998 Winter Olympics at Nagano, Japan...Recorded four assists in six playoff games to rank fourth on the team in points and first among defensemen...Ranked third on the team with a plus-3 rating...Notched two assists in Game One vs Montreal on April 23...Played in 30 games for Sodertälje in Sweden in **1986-87**, and ranked second on the team among defensemen and seventh overall with 18 points (4+14)...Led the team in penalty minutes...Represented the Czech Republic at the World Championships...Collected 17 points (4+13) in 57 games with Edmonton in **1995-96** to rank fourth among Oilers' defensemen...Missed 19 games (Dec. 29 to Feb. 18) due to a third degree sprain of the medial collateral ligament in his left knee suffered Dec. 27 at Philadelphia...Was activated on February 19 and assigned to Cape Breton of the American Hockey League, where he tallied three points (1+2) in four games...Played in his 200th career NHL game Mar. 29 vs Winnipeg...Started the **1994-05** season in Vancouver, recording six points (1+5) in 19 games before being traded to Edmonton...Appeared in 12 games with the Oilers, collecting six points (1+5)...Notched his first goal with Edmonton on the power play Apr. 21 at Los Angeles...Set a career-high with 38 points (5+33) in 78 games with Vancouver in **1993-94** to rank third among Vancouver defensemen in scoring...Ranked second on the team with 19 power play assists and sixth with 20 power play points...Finished third in scoring among Vancouver defensemen in **1982-83** with 26 points (4+22) despite playing in only 41 games...Helped Czechoslovakia to a bronze medal at the 1992 Winter Olympics in Albertville, France...Attended training camp with Vancouver in 1990, before returning to Czechoslovakia where he recorded 47 points (11+36) in 47 games for Litvinov in **1990-91**...Led the league with 36 assists...Named best defenseman at the 1991 World Junior Championships in Saskatoon, recording nine assists in seven games, leading Czechoslovakia to a bronze medal...Won a bronze medal in the 1990 World Junior Championship, along with teammates Jaromir Jagr, Bobby Holik (New Jersey) and Robert Reichel (Phoenix)...Became a regular on the Czechoslovakia national team in 1989 at the age of 18...Began playing for Litvinov in the Czech Elite League at the age of 16...Jiri and his wife, Kathy, have a daughter, Jessi, (1).

SIMPSON '74

CAREER

Year	Club	League	Regular Season											Playoffs					
			GP	G	A	PTS	PIM	+	-	PP	SH	GW	S	GP	G	A	PTS	PIM	
1987-88	Litvinov	Czech	4	1	1	2	0	-	-	-	-	-	-	-	-	-	-	-	-
1988-89	Litvinov	Czech	8	0	0	0	4	-	-	-	-	-	-	-	-	-	-	-	-
1989-90	Litvinov	Czech	51	4	15	19	-	-	-	-	-	-	-	-	-	-	-	-	-
1990-91	Litvinov	Czech	47	11	36	47	26	-	-	-	-	-	-	-	-	-	-	-	-
1991-92	Litvinov	Czech	42	9	23	32	38	-	-	-	-	-	-	-	-	-	-	-	-
1992-93	Vancouver	NHL	41	4	22	26	109	0	0	0	0	5	5	0	3	3	4		
	Hamilton	AHL	21	4	14	18	42	-	-	-	-	-	-	-	-	-	-	-	-
1993-94	Vancouver	NHL	78	5	33	38	86	0	1	0	0	160	-	-	-	-	-	-	
1994-95	Litvinov	Czech	11	3	10	13	80	-	-	-	-	-	-	-	-	-	-	-	
	Vancouver	NHL	19	1	5	6	32	0	0	0	1	42	-	-	-	-	-	-	
1995-96	Edmonton	NHL	12	1	5	6	14	-5	1	0	0	27	-	-	-	-	-	-	
	Cape Breton	AHL	4	1	2	3	4	-	-	-	-	-	-	-	-	-	-	-	
1996-97	Sodertälje	Sweden	30	4	14	18	62	-	-	-	-	-	-	-	-	-	-	-	
1997-98	Czech Olympic		6	1	0	1	8	-	-	-	0	-	-	-	-	-	-	-	
	PITTSBURGH	NHL	73	5	12	17	109	11	1	1	0	131	6	0	4	4	2		
1998-99	PITTSBURGH	NHL	63	3	20	23	86	13	1	0	0	91	13	1	3	4	12		
1999-2000	PITTSBURGH	NHL	74	11	20	31	82	20	0	0	2	144	10	2	3	5	19		
	NHL TOTALS		417	34	130	164	592	38	4	2	4	671	34	3	13	16	37		
	PGH TOTALS		210	19	52	71	278	44	2	1	2	365	29	3	10	13	33		

MARTIN STRAKA

POSITION: Center

HT/WT: 5'9" 176 lbs.

SHOOTS: Left

AGE: 28 **DOB:** 9/3/72


BORN: Plzen/Czech Rep.

TRANSACTIONS

Drafted by Pittsburgh in the first round (19th overall) of 1992 Entry Draft...Traded to Ottawa for Norm Maciver and Troy Murray, Apr. 7, 1995...Traded to NY Islanders by Ottawa with Don Beaupre and Bryan Berard for Damian Rhodes and Wade Redden, Jan. 23, 1996...Claimed on waivers by Florida from NY Islanders, Mar. 15, 1996...Signed as a free agent by Pittsburgh, Aug. 7, 1997

MILESTONES


Milestones Achieved: 500th game (2/22/00 at NY Rangers); 400th game (12/22/98 vs Los Angeles); 300th point (1/16/99 vs Tampa Bay); 200th point (3/7/98 vs Philadelphia); 100th goal (1/30/99 vs Boston); 200th assist (12/15/99 at Carolina); 100th assist (12/10/96 at Philadelphia)
 Milestones Within Reach (Current Total): 600th game (521); 400th point (354)
 First NHL Game: 11/7/92 at Toronto
 First NHL Point: 11/10/92 an assist at Minnesota
 First NHL Goal: 2/10/93 at NY Rangers (Mike Richter)
 Most Goals, Game: 3 - three times - last - 1/28/98 at Montreal
 Most Assists, Game: 3 - five times - last 1/2/00 vs Detroit
 Most Points, Game: 4 - five times - last - 1/2/00 vs Detroit (1g,3a)
 Most Penalty Minutes, Game: 15 - two times - last - 12/31/95 vs Tampa Bay



vs. NHL

TEAM	GP	G	A	PTS	PIM
Anaheim	13	4	6	10	8
Atlanta	4	2	4	6	2
Boston	26	12	13	25	10
Buffalo	29	3	11	14	10
Calgary	11	3	9	12	2
Carolina	28	8	16	24	10
Chicago	11	1	4	5	2
Colorado	20	7	5	12	4
Dallas	12	4	5	9	6
Detroit	13	3	11	14	4
Edmonton	14	2	4	6	0
Florida	21	9	7	16	8
Los Angeles	12	1	3	4	6
Montreal	29	6	8	14	10
Nashville	4	0	0	0	2
New Jersey	29	3	11	14	29
NY Islanders	28	1	17	18	12
NY Rangers	38	13	16	29	4
Ottawa	28	4	8	12	18
Philadelphia	29	12	13	25	8
Phoenix	14	1	4	5	0
Pittsburgh	8	2	0	2	6
San Jose	10	1	5	6	0
St. Louis	9	3	3	6	2
Tampa Bay	30	11	17	28	25
Toronto	15	5	6	11	2
Vancouver	10	5	4	9	2
Washington	26	6	12	18	10
TO TALS	521	132	222	354	202

HIGHLIGHTS



1989-2000: Ranked fourth on the team in goals (20), assists (39) and points (59)...Finished second on the team and 17th in the league with a plus-24 rating, which equaled his career-high set in 1993-94...Matched his career-high with three assists on Dec. 15 at Carolina and Jan. 2 vs Detroit...Had a season-high four points (1+3) Jan. 2 vs Detroit, which also tied his career-high...Had five four-game scoring streaks: Nov. 23-30 (1+4); Dec. 9-15 (1+7); Feb. 1-11 (5+3) and Mar. 18-24 (3+3)...Also posted two three-game streaks...Played in his 500th game Feb. 22 at the Rangers...Picked up his 200th assist Dec. 15 at Carolina...Recorded his 300th point with an assist Nov. 6 vs Tampa Bay...Had 15 multi-point games to rank third on the team...Thirteen were two-point games, one was a three-point game and one a four-point game...Posted four consecutive two-point games from Feb. 1-11...Totaled 37 points (16+21) in 37 home games, 22 points (4+18) in 34 road games, 15 points (3+12) on the power play, one short-handed goal and 13 points (5+8) in 18 games vs Atlantic Division opponents...Missed 11 games due to injury, three with a bruised knee (Oct. 23, Oct. 28-30), seven with bruised ribs (Dec. 18-30) and one with a bruised shin (Apr. 7)...**PLAYOFFS:** Tied for second on the Penguins with 12 points (3+9) in 11 games...Led the team in assists and ranked 10th in the league...Tied for 13th in the league in points...Tallied four points (1+3) in the Eastern Conference Quarterfinals vs Washington...Led the team with eight points (2+6) in the Eastern Conference Semifinals vs Philadelphia...Posted back-to-back three-point games in Game Two at Philadelphia on Apr. 29 (0+3) and Game Three on May 2 (1+2)...**Career:** Tied for 11th in league scoring in **1989-99** with 83 points...Tied for 17th in the league with 35 goals, tied for 15th with 48 assists, tied for fourth with four short-handed goals and tied for second with six short handed points...Set career highs in goals, assists and points...Ranked second on the team in goals, assists and points...Led the team in short-handed goals, tied for fifth with a plus-12 rating, tied for third with four game-winning goals, was third with 212 shots on goal, tied for fourth with 59 blocked shots and ranked 11th with 75 hits...Had 24 multi-point games (15 two-point games, 7 - three point games, 2 - four-point games)...Recorded his third career hat trick Nov. 28 at Montreal...Had a point in 48 of his 80 games (60.0%)...Had three four-game point streaks: Dec. 12-19 (1+3=4); Feb. 25-Mar. 3 (5+1=6) and Mar. 28-Apr. 3 (0+6=6)...Also had six three-game point streaks...Was a plus or even player in 59 of his 80 games (73.8%)...Made his first appearance in the NHL All-Star Game, playing for the World Team Jan. 24 in Tampa Bay...Collected 45 points (18+27) in 40 home games, 38 points (17+21) in 40 road games, 22 points (5+17) on the power play and 16 points (5+11) in 20 games vs the Atlantic Division, ranking second to Jaromir Jagr in all categories...Missed two games due to a shoulder injury...Led the team in the playoffs in goals (6), assists (9) and points (15), playing in all 13 games...Set career playoff highs in goals, assists and points...Tied for eighth in the league in points, tied for 12th in goals and tied for 10th in assists...Notched his first playoff hat trick in Game Three vs New Jersey Apr. 25...Was one of only two hat tricks in the entire playoffs (Steve Yzerman vs Anaheim Apr. 21)...Led the team with 11 points in 5 games in the Eastern Conference Quarterfinals vs New Jersey...Ranked fifth on the team with 42 points in 75 games in **1997-98**...Led the team with three short-handed goals and tied for seventh in the league with six short-handed points...Notched his second career hat trick Apr. 18 vs Boston...Posted points in a season-high four straight games from Mar. 7-14, recording six points (4+2)...Also had two three-game point streaks...Had 10 multiple point games on the season, including three multiple goal games...Notched his 100th point as a Penguin on Oct. 11 vs Carolina...Played in his 200th game with the Penguins Jan. 24 vs Boston...Collected his 200th career point (a goal) Mar. 7 vs Philadelphia...Recorded three points (1+2) in six games with the Czech Republic Olympic Team, winning a gold medal at the 1998 Winter Olympics at Nagano, Japan...Missed seven games due to a broken foot suffered Dec. 29 vs the New York Islanders...Scored two goals in the playoffs vs Montreal, appearing in all six games...Scored one goal, short-handed, in Game Four Apr. 29 and Game Five May 1...Recorded 29 points (7+22) in 55 games with Florida in **1986-87**...Tied for seventh on the team in assists and tied for ninth in points...Notched his 100th career assist Dec. 10 at Philadelphia...Played in one game for the Czech Republic in the 1996 World Cup of Hockey...Played in one regular season game after March 5 due to recurring groin problems...Played in four of five playoff games for the Panthers and was scoreless...Played in 77 total games in **1985-86** with Ottawa, the New York Islanders and Florida...Had 25 points (9+16) in 43 games with Ottawa before being traded to the Islanders...Attempted the second penalty shot in Florida history April 3 at Ottawa, but failed to score against Damian Rhodes...Played in 13 of the Panthers 22 playoff games, recording four points (2+2)...Scored both of his goals in the Eastern Conference Finals vs the Penguins...Began the **1994-95** season with the Penguins, collecting 16 points (4+12) in 21 games before being traded to Ottawa Apr. 7...Had two point (1+1) in six games with Ottawa, missing the last eight games of the season with a sprained knee...Recorded 64 points (30+34) in a career high 84 games in **1993-94** with the Penguins...Led the team with a plus-24 rating, ranked fourth in goals and sixth in points...Notched his first NHL hat trick Mar. 8 vs Boston...Had two seven game scoring streaks...In his rookie season, **1982-83**, tallied 16 points (3+13) in 42 games...Scored two of his three goals vs the New York Rangers, including his first NHL goal Feb. 10 vs Mike Richter...Played two full seasons, **1980-81** and **1981-82**, with Skoda Plzen in the Czech Republic, recording 86 points (34+52) in 97 games...Spends his off-season in the Czech Republic.

STRAHA '92

CAREER

Year	Club	League	Regular Season										Playoffs						
			GP	G	A	PTS	PIM	+	-	PP	SH	GW	S	GP	G	A	PTS	PIM	
1989-90	Skoda Plzen	Czech	1	0	3	3	-	-	-	-	-	-	-	-	-	-	-	-	-
1990-91	Skoda Plzen	Czech	47	7	24	31	6	-	-	-	-	-	-	-	-	-	-	-	-
1991-92	Skoda Plzen	Czech	50	27	28	55	20	-	-	-	-	-	-	-	-	-	-	-	-
1992-93	PITTSBURGH	NHL	42	3	13	16	29	2	0	0	1	28	11	2	1	3	2	4	2
	Cleveland	IHL	4	4	3	7	0	-	-	-	-	-	-	-	-	-	-	-	-
1993-94	PITTSBURGH	NHL	84	30	34	64	24	24	2	0	6	138	6	1	0	1	2	-	-
1994-95	Interconex Plzen	Czech	19	10	11	21	18	-	-	-	-	-	-	-	-	-	-	-	-
	PITTSBURGH	NHL	31	4	12	16	16	0	0	0	0	36	-	-	-	-	-	-	-
	Ottawa	NHL	6	1	1	2	0	-1	0	0	0	13	-	-	-	-	-	-	-
1995-96	Ottawa	NHL	43	9	16	25	29	-14	5	0	1	63	-	-	-	-	-	-	-
	NY Islanders	NHL	22	2	10	12	6	-6	0	0	0	18	-	-	-	-	-	-	-
	Florida	NHL	12	2	4	6	6	1	1	0	0	17	13	2	2	4	2	-	-
1996-97	Florida	NHL	55	7	22	29	12	9	2	0	1	94	4	0	0	0	0	-	-
1997-98	Czech Olympic		6	1	2	3	0	-	-	-	0	-	-	-	-	-	-	-	-
	PITTSBURGH	NHL	75	19	23	42	28	-1	4	3	4	117	6	2	0	2	2	-	-
1998-99	PITTSBURGH	NHL	86	35	48	83	26	12	5	4	177	13	6	9	15	6	-	-	-
1999-2000	PITTSBURGH	NHL	71	20	39	59	26	24	3	1	2	146	11	3	9	12	10	-	-
	NHL TOTALS		521	132	222	354	202	50	22	8	19	839	64	16	21	37	24	-	-
	PGHTOTALS		383	111	169	280	149	61	14	8	17	634	47	14	19	33	22	-	-

ANDREW FERENCE



POSITION: Defense
HT/WT: 5'10" 190 lbs.
SHOOTS: Left
AGE: 21 **DOB:** 3/17/79
BORN: Edmonton, Alberta/Canada

MILESTONES

Milestones Within Reach (Current Total): 100th game (30)
 First NHL Game: 10/11/99 at Dallas
 First NHL Point: 10/16/99 an assist vs Chicago
 First NHL Goal: 11/13/99 vs Nashville (Tomas Vokoun)
 Most Goals, Game: 1 - 11/23/99 vs Toronto;
 1 /13/99 vs Nashville
 Most Assists, Game: 1 - four times - last -
 1 /26/99 vs Ottawa
 Most Points, Game: 1 - six times - last - 11/26/99
 vs Ottawa (1a)
 Most Penalty Minutes, Game: 14 - 10/14/99 at NY
 Rangers

TRANSACTIONS

Pittsburgh's eighth choice (208th overall) in
 1997 Entry Draft

HIGHLIGHTS

1999-2000: Began the season with the Penguins and played in his first NHL game Oct. 1 at Dallas...Picked up his first NHL point with an assist Oct. 16 vs. Chicago...Had a three-game point streak from Nov. 10-13, collecting three points (1+2)...Scored his first goal Nov. 13 vs. Nashville... Ranked 13th on the team with 61 hits while playing in 30 games...Was assigned to Wilkes-Barre/Scranton in January and totaled 28 points (8+20) in 44 games... Ranked third among Wilkes-Barre/Scranton defensemen in scoring...

PLAYOFFS: Was on the Penguins playoff roster but did not dress for a game...**Career:** Began the **1988-89** season with Portland (WHL), recording 32 points (11+21) and 104 penalty minutes in 40 games... Tied for seventh on the team in points and ranked sixth in penalty minutes... Ranked second on the Winterhawks in playoff scoring with five points (1+4) in five games... Appeared in five regular season games with Kansas City of the International Hockey league, recording three points (1+2)... Ranked seventh on Portland in scoring in **1987-88** with 68 points... His 57 assists were second on the team... Led the Winterhawks with a +75 rating... Named to the WHL Western Conference All-Star Team... Had 20 points (2+18) in 16 playoff games to rank second on the team... Collected 44 points (12+32) in 72 games with Portland in **1996-97**... Ranked eighth on the team in points and fourth in penalty minutes with 163... Recorded 40 points for Portland in **1995-96** in 72 games... Was seventh in scoring and fourth in penalty minutes with 159.

VS. NHL

TEAM	GP	G	A	PTS	PIM
Anaheim	1	0	0	0	0
Atlanta	-	-	-	-	-
Boston	-	-	-	-	-
Buffalo	2	0	0	0	0
Calgary	-	-	-	-	-
Carolina	2	0	0	0	0
Chicago	1	0	1	1	0
Colorado	1	0	0	0	0
Dallas	1	0	0	0	0
Detroit	2	0	1	1	2
Edmonton	-	-	-	-	-
Florida	2	0	0	0	2
Los Angeles	2	0	0	0	2
Montreal	1	0	1	1	0
Nashville	1	1	0	1	0
New Jersey	3	0	0	0	0
NY Islanders	-	-	-	-	-
NY Rangers	1	0	0	0	14
Ottawa	2	0	1	1	0
Philadelphia	-	-	-	-	-
Phoenix	-	-	-	-	-
San Jose	2	0	0	0	0
St. Louis	-	-	-	-	-
Tampa Bay	3	0	0	0	0
Toronto	2	1	0	1	0
Vancouver	-	-	-	-	-
Washington	1	0	0	0	0
TOTALS	30	2	4	6	20

CAREER

Year	Club	League	Regular Season							Playoffs							
			GP	G	A	PTS	PIM	±	PP	SH	OW	S	GP	G	A	PTS	PIM
1995-96	Portland	WHL	72	9	31	40	159	-	-	-	-	-	7	1	3	4	12
1996-97	Portland	WHL	72	12	32	44	163	-	-	-	-	-	6	1	2	3	12
1997-98	Portland	WHL	72	11	57	68	142	-	-	-	-	-	16	2	18	20	28
1998-99	Portland	WHL	40	11	21	32	104	-	-	-	-	-	4	1	4	5	10
	Kansas City	IHL	5	1	2	3	4	-	-	-	-	-	-	-	-	-	-
1999-2000	PITTSBURGH	NHL	30	2	4	6	20	3	0	0	1	26	-	-	-	-	-
	Wilkes-Barre	AHL	44	8	20	28	58	-7	2	0	2	121	-	-	-	-	-
	PGH/NHL TOTALS		30	2	4	6	20	3	0	0	1	26	-	-	-	-	-

MILAN KRAFT

POSITION: Center

HT/WT: 6'3" 191lbs.

SHOOTS: Right

AGE: 20 **DOB:** 1/7/80

BORN: Pizen/Czech Republic



TRANSACTIONS

Pittsburgh's first choice (23rd overall) in 1998 Entry Draft

HIGHLIGHTS

1999-2000: Led Prince Albert of the Western Hockey League with 34 goals and ranked second with 69 points, despite playing in only 56 games...Led the Raiders with four game-winning goals and was second with 12 power play goals...Named outstanding forward of the 2000 World Junior Championships after collecting 12 points (5+7) in seven games, leading the Czech Republic to the tournament championship...**Career:** Led Prince Albert with 86 points in 68 games in **1998-99** which tied for 14th in the WHL...Led the Raiders with 40 goals and ranked second with 46 assists...Tied for the team lead with 20 points (7+13) in 14 playoff games...His 13 playoff assists led the team...Played 16 games with Pizen in the Czech National league in **1997-98**, recording five assists...Also appeared in one playoff game...Recorded 43 points (22+21) in 24 games with Pizen in the Czech Junior League...Was captain of the 1998 Czech Republic Under-18 team...Appeared in nine games with Pizen in the Czech national league in **1998-97** picking up one assist...In 29 games with the Pizen Junior team, collected 36 points (24+12).

CAREER

Year	Club	League	Regular Season										Playoffs						
			GP	G	A	PTS	PIM	+	-	PP	SH	GW	S	GP	G	A	PTS	PIM	
1996-97	ZKZ Pizen	Czech Jr	29	24	12	36	--	--	--	--	--	--	--	--	--	--	--	--	--
	ZKZ Pizen	Czech	9	0	1	1	2	--	--	--	--	--	--	--	--	--	--	--	--
1997-98	Pizen	Czech Jr	24	22	21	43	12	--	--	--	--	--	--	--	--	--	--	--	--
	Pizen	Czech	16	0	5	5	0	--	--	--	--	--	--	--	--	--	--	--	--
1998-99	Prince Albert	WHL	68	46	46	86	32	--	--	--	--	--	--	--	--	--	--	--	--
1999-2000	Prince Albert	WHL	56	34	35	69	42	--	--	--	--	--	6	4	1	5	4		

ROMAN SIMICEK

POSITION: Center

HT/WT: 6'1" 190lbs.

SHOOTS: Left

AGE: 29 **DOB:** 11/4/71

BORN: Ostrava/Czech Republic



TRANSACTIONS

Pittsburgh's ninth choice (273rd overall) in 2000 Entry Draft

1998-2000: Played in 24 games with HPK Hameenlinna in Finland...Recorded 27 points (10+17) and 50 penalty minutes...Ranked ninth on the team in points, eighth in goals and ninth in assists...**Career:** Playing with HPK Hameenlinna in Finland in **1998-98**, ranked sixth in the league in scoring with 51 points in 49 games...Tied for fourth in the league with 24 goals...Ranked second on HPK in goals, assists (27) and points...Tied for second on the team in playoff scoring with seven points (2+5) in eight games...Played for the gold medal-winning Czech Republic team at the 1999 World Championships in Norway...Tied seven points (1+6) and a team-leading 26 penalty minutes in 12 games...Played for HC Vitkovice in Czech League in **1997-98**...Ranked third on the team with 43 points (16+27) in 40 games...His 27 assists were second on the team as were his 71 penalty minutes...Added six points (2+4) in five playoff games...Ranked third on HC Vitkovice in scoring in **1996-97** with 37 points (18+19) in 49 games...His 18 goals tied for the team lead...Won a bronze medal for the Czech Republic team at the World Championships in Helsinki, Finland...Ranked fifth on HC Vitkovice in scoring in **1995-96** with 18 points (9+9) in 40 games...Was fourth on the team in goals...In **1994-95**, ranked fifth on HC Vitkovice in scoring with 25 points in 41 games...Ranked fifth in goals with 11...Recorded 33 points (18+15) in 40 games with TJ Vitkovice in **1993-94**...Tied for third on the team in points and tied for second in goals.

CAREER

Year	Club	League	Regular Season										Playoffs						
			GP	G	A	PTS	PIM	+	-	PP	SH	GW	S	GP	G	A	PTS	PIM	
1989-90	Vitkovice	Czech	5	3	4	7	2	--	--	--	--	--	--	--	--	--	--	--	--
1990-91	Vitkovice	Czech	25	2	4	6	0	--	--	--	--	--	--	--	--	--	--	--	--
1991-92	Vitkovice	Czech	45	8	19	27	34	--	--	--	--	--	--	--	--	--	--	--	--
1992-93	Vitkovice	Czech	38	8	15	23	52	--	--	--	--	--	--	--	--	--	--	--	--
1993-94	Vitkovice	Czech	40	18	16	34	--	--	--	--	--	--	5	0	2	2	--	--	
1994-95	Vitkovice	Czech	41	11	14	25	100	--	--	--	--	--	6	1	3	4	8		
1995-96	Vitkovice	Czech	39	9	11	20	38	--	--	--	--	--	4	2	0	2	8		
1996-97	Vitkovice	Czech	49	18	19	37	38	--	--	--	--	--	9	4	4	8	22		
1997-98	Vitkovice	Czech	40	16	27	43	71	--	--	--	--	--	9	2	4	6	6		
1998-99	HPK	Finland	49	24	27	51	75	--	--	--	--	--	8	2	5	7	18		
1999-2000	HPK	Finland	23	10	17	27	50	--	--	--	--	--	8	2	4	6	10		

KRAFT - SIMICEK

MARTIN SONNENBERG

POSITION: Left Wing
HT/WT: 6'0" 184 lbs.
SHOOTS: Left
AGE: 22 **DOB:** 1/23/78
BORN: Wetaskiwin, Alberta/Canada

TRANSACTIONS

Signed by Pittsburgh as a free agent, Oct. 9, 1998

HIGHLIGHTS

1999-2000: Played in 14 games with the Penguins, recording three points (1+2)...Had a three-game point streak from Dec. 26-30, totaling three points (1+2)...Scored his first career power play goal Dec. 30 vs. the Islanders... Played in 62 games with Wilkes-Barre/Scranton...Led Wilkes-Barre/Scranton with 33 assists, ranked third in points (53) and fourth in goals (20)...His 229 shots led the team...Two of his goals were short-handed, tied for second on the team...**PLAYOFFS:** Was on the Penguins playoff roster but did not appear in a game...**Career:** Split his first professional season in **1998-99** between the Penguins and Syracuse of the American Hockey League...Made his NHL debut Nov. 21 vs Tampa Bay...Recorded a career-high 15 penalty minutes in his second game, Dec. 30 vs Florida...Picked up his first point, notching an assist Jan. 28 vs Toronto...Scored his first NHL goal Feb. 5 vs Florida's Kirk McLean...Appeared in 37 games with Syracuse, recording 25 points (16+9) and 31 penalty minutes...Played in seven of 13 playoff games, going scoreless...Played in his first career playoff game in Game One at New Jersey Apr. 22...Tied for 16th in scoring in the Western Hockey League in **1997-98**, recording 92 points (40+52) in 72 games with Saskatoon...Led Saskatoon in goals, assists and points...Also picked up 87 penalty minutes to rank sixth on the team...Tied for third on the Blades in playoff scoring with four points...Ranked second on Saskatoon in scoring in **1996-97** with 64 points (38+26)...His 38 goals led the team...Played in 58 games with Saskatoon in his first junior season, **1995-96**...Also appeared in three playoff games with the Blades.

CAREER

Year	Club	League	Regular Season										Playoffs			
			GP	G	A	PTS	PIM	+/-	PP	SH	GW	S	GP	G	A	PTS
1995-96	Saskatoon	WHL	58	8	7	15	24	--	--	--	--	3	0	0	0	2
1996-97	Saskatoon	WHL	72	38	26	64	79	--	--	--	--	--	--	--	--	--
1997-98	Saskatoon	WHL	72	40	52	92	87	--	--	--	--	6	1	3	4	9
1998-99	Syracuse	AHL	35	14	9	23	31	-22	10	0	1	78	--	--	--	--
	PITTSBURGH	NHL	44	1	1	2	19	-2	0	0	0	12	7	0	0	0
1999-2000	Wilkes-Barre	AHL	62	20	33	53	109	E	3	2	2	229	--	--	--	--
	PITTSBURGH	NHL	14	1	2	3	8	E	1	0	0	31	--	--	--	--
	PGM/NHL TOTALS		58	2	3	5	19	-2	1	0	0	19	7	0	0	0



MILESTONES

Milestones Within Reach (Current Total):
 100th game (58)
 First NHL Game: 11/21/98 vs Tampa Bay
 First NHL Point: 1/28/99 an assist vs Toronto
 First NHL Goal: 2/5/99 vs Florida (Kirk McLean)
 Most Goals, Game: 1 -- 12/30/99 vs NY Islanders;
 2/5/99 vs Florida
 Most Assists, Game: 1 - three times - last -
 12/29/99 at Washington
 Most Points, Game: 1 - five times - last 12/30/99
 vs NY Islanders (1g)
 Most Penalty Minutes, Game: 15 12/30/98 vs
 Florida

vs. NHL

TEAM	GP	G	A	PTS	PIM
Anaheim	1	0	0	0	0
Atlanta	-	-	-	-	-
Boston	2	0	0	0	0
Buffalo	4	0	0	0	0
Calgary	2	0	0	0	0
Carolina	3	0	0	0	2
Chicago	1	0	1	1	0
Colorado	2	0	0	0	0
Dallas	1	0	0	0	2
Detroit	2	0	0	0	0
Edmonton	2	0	0	0	0
Florida	3	1	0	1	15
Los Angeles	1	0	0	0	0
Montreal	5	0	0	0	0
Nashville	2	0	0	0	0
New Jersey	3	0	0	0	0
NY Islanders	4	1	0	1	0
NY Rangers	3	0	0	0	0
Ottawa	3	0	0	0	0
Philadelphia	2	0	0	0	0
Phoenix	2	0	0	0	0
San Jose	1	0	0	0	0
St. Louis	1	0	0	0	0
Tampa Bay	2	0	0	0	0
Toronto	1	0	1	1	0
Vancouver	2	0	0	0	0
Washington	3	0	1	1	0
TOTALS	58	2	3	5	19



SEBASTIEN CARON - Goaltender

Height: 6'1" Weight: 160
 Catches: Left
 Age: 20
 Born: Amqui, Quebec June 25, 1980
 Acquired: Pittsburgh's third round choice (86th overall) in 1999 Entry Draft

Year	Club	League	Regular Season					Playoffs						
			GP	WLT	PP	GA	SO	GAA	GP	W	PP	GA	SO	GAA
1998-99	Reims	QMJL	70	—	1372	85	0	3.25	-	-	-	-	-	-
1999-2000	Reims	QMJL	54	38/11/3	3049	179	1	3.53	14	12/2	552	50	0	3.62



GREG CROZIER - Left Wing

Height: 6'3" Weight: 180
 Shoots: Left
 Age: 24
 Born: Calgary, Alberta July 6, 1976
 Acquired: Pittsburgh's third round choice (73rd overall) in 1994 Entry Draft

Year	Club	League	Regular Season										Playoffs					
			GP	G	A	PTS	PIM	+	-	PP	SH	GW	S	GP	G	A	PTS	PIM
1991-92	Amherst	USHS	46	61	47	100	47	-	-	-	-	-	-	-	-	-	-	-
1992-93	Lawrence Acad.	USHS	21	22	13	35	9	-	-	-	-	-	-	-	-	-	-	-
1993-94	Lawrence Acad.	USHS	18	22	26	46	-	-	-	-	-	-	-	-	-	-	-	-
1994-95	Lawrence Acad.	USHS	31	45	32	77	22	-	-	-	-	-	-	-	-	-	-	-
1995-96	Univ. Michigan	CCHA	42	14	10	24	46	-	-	-	-	-	-	-	-	-	-	-
1996-97	Univ. Michigan	CCHA	31	5	15	20	45	-	-	-	-	-	-	-	-	-	-	-
1997-98	Univ. Michigan	CCHA	45	12	10	22	26	-	-	-	-	-	-	-	-	-	-	-
1998-99	Univ. Michigan	CCHA	33	4	5	9	59	-	-	-	-	-	-	-	-	-	-	-
1999-2000	Wilkes-Barre	AHL	71	22	22	44	31	-22	10	0	1	206	-	-	-	-	-	-



TRENT CULL - Defense

Height: 6'2" Weight: 215
 Shoots: Left
 Age: 26
 Born: Georgetown, Ontario Sept. 27, 1973
 Acquired: Signed as a free agent August 28, 2000

Year	Club	League	Regular Season													Playoffs			
			GP	G	A	PTS	PIM	+	-	PP	SH	GW	S	GP	G	A	PTS	PIM	
1994-95	Brandon	ColHL	4	0	0	0	14	-	-	-	-	-	-	-	-	-	-	-	
	St. John's	AHL	43	0	1	1	53	-	-	-	-	-	-	-	-	-	-	-	
1995-96	St. John's	AHL	46	2	1	3	118	-	-	-	-	-	4	0	0	0	6		
1996-97	St. John's	AHL	75	4	5	9	219	-	-	-	-	-	8	0	1	1	18		
1997-98	Houston	IHL	72	4	8	12	201	-	-	-	-	-	4	0	0	0	4		
1998-99	Houston	IHL	72	2	14	16	232	-	-	-	-	-	19	0	2	2	34		
1999-2000	Houston	IHL	35	2	7	9	133	-	-	-	-	-	5	0	0	0	24		
	Springfield	AHL	28	0	2	2	74	-	-	-	-	-	-	-	-	-	-		



ROBERT DIONE - Forward/Left Wing

Height: 6'11" Weight: 195

Shoots: Left

Age: 21

Born: Quebec, Quebec - January 28, 1978

Acquired: Pittsburgh's first-round choice (17th overall) in 1997 Entry Draft

Year	Club	League	Regular Season											Playoffs				
			GP	G	A	PTS	PIM	+	PP	SH	GW	S	GP	G	A	PTS	PIM	
1994-95	Dukla	Slovak Jr.	36	36	43	79	39	-	-	-	-	-	-	-	-	-	-	-
1995-96	Utah	IHL	56	10	9	19	28	-	-	-	-	-	-	-	-	-	-	-
1996-97	Long Beach	IHL	13	4	6	10	14	-	-	-	-	-	-	-	-	-	-	-
	Las Vegas	IHL	43	10	7	17	22	-	-	-	-	-	-	-	-	-	-	-
1997-98	Syracuse	AHL	36	21	25	46	77	11	8	0	2	-	-	-	-	-	-	-
	PITTSBURGH	NHL	30	5	2	7	12	-1	1	0	0	29	-	-	-	-	-	-
1998-99	Syracuse	AHL	48	18	17	35	70	-	-	-	-	-	-	-	-	-	-	-
	Houston	IHL	20	2	4	6	24	-	-	-	-	-	-	-	-	-	-	-
1999-2000	PITTSBURGH	NHL	22	2	5	7	0	1	0	0	0	27	-	-	-	-	-	-
	Wilkes-Barre	AHL	51	12	26	38	83	-6	3	1	3	148	-	-	-	-	-	-
	PQH/NHL TOTALS		52	7	7	14	12	E	1	0	0	56	-	-	-	-	-	-



JAN FABIAN - Center

Height: 6'11" Weight: 185

Shoots: Right

Age: 22

Born: Brno, Czech Republic - June 14, 1978

Acquired: Pittsburgh's sixth-round choice (199th overall) in 1998 Entry Draft

Year	Club	League	Regular Season											Playoffs				
			GP	G	A	PTS	PIM	+	PP	SH	GW	S	GP	G	A	PTS	PIM	
1997-98	Slavia Jr	Czech Jr	14	7	4	11	12	-	-	-	-	-	-	-	-	-	-	-
	Slavia	Czech	18	1	1	2	2	-	-	-	-	-	-	-	-	-	-	-
1998-99	Brandon	WHL	45	4	17	21	36	-	-	-	-	-	-	-	-	-	-	-
1999-2000	Brandon	WHL	55	26	25	51	56	-	-	-	-	-	-	-	-	-	-	-



DYLAN GROPE - Center

Height: 6'11" Weight: 180

Shoots: Left

Age: 21

Born: Pittsburgh, Alberta - February 23, 1978

Acquired: Signed as a free agent - August 19, 1999

Year	Club	League	Regular Season											Playoffs				
			GP	G	A	PTS	PIM	+	PP	SH	GW	S	GP	G	A	PTS	PIM	
1994-95	Tri-City	WHL	3	0	0	0	0	-	-	-	-	-	-	-	-	-	-	-
1995-96	Tri-City	WHL	50	12	13	25	26	-	-	-	-	-	-	-	-	-	-	-
1996-97	Tri-City	WHL	72	29	27	56	95	-	-	-	-	-	-	-	-	-	-	-
1997-98	Tri-City	WHL	72	33	54	87	81	-	-	-	-	-	-	-	-	-	-	-
1998-99	Tri-City	WHL	69	53	65	118	112	-	-	-	-	-	-	-	-	-	-	-
1999-2000	Wilkes-Barre	AHL	26	2	2	4	23	-15	0	0	0	43	-	-	-	-	-	-



CRAIGHILLIER - Goaltender

Height: 6'1" Weight: 183

Catches: Left

Age: 22

Born: Cole Harbour, Nova Scotia, February 28, 1978

Acquired: Pittsburgh's first round choice (23rd overall) in 1996 Entry Draft

Year	Club	League	Regular Season					Playoffs						
			GP	W/L	MP	GA	SO	GAA	GP	W/L	MP	GA	SO	GAA
1994-95	Ottawa	OHL	24	6-7-2	1078	69	1	3.84	-	-	-	-	-	-
1995-96	Ottawa	OHL	44	26-14-3	2435	177	2	2.88	3	0-2	130	12	0	1.54
1996-97	Ottawa	OHL	26	23-4-1	2007	89	2	2.66	10	4-5	540	33	0	1.67
1997-98	Ottawa	OHL	46	24-12-4	2587	108	46	*1.50	9	6-2	447	20	1	1.68
1998-99	Syracuse	AHL	26	9-18-6	315	126	1	3.94	-	-	-	-	-	-
1999-2000	Wilkes-Barre	AHL	1	-	-	520	35	0	4.15	-	-	-	-	-
	Charlotte	ECHL	3	0-2-0	121	10	0	4.95	-	-	-	-	-	-
	Jacksonville	ECHL	5	-	-	2.2	15	0	4.24	-	-	-	-	-
	Indio	ECHL	9	-	-	375	41	0	6.56	-	-	-	-	-

*League Leading Fig.



TOMAS KELLNER - Center

Height: 6'1" Weight: 183

Catches: Left

Age: 22

Born: Chomutov, Czech Republic, March 21, 1975

Acquired: Pittsburgh's 22nd round choice (114th overall) in 1993 Entry Draft

Year	Club	League	Regular Season											Playoffs				
			GP	G	A	PTS	PIM	+	-	PP	SH	GW	S	GP	G	A	PTS	PIM
1994-95	Boston U.	HE	35	3	17	20	62	-	-	-	-	-	-	-	-	-	-	-
1995-96	Boston U.	HE	37	7	18	25	43	-	-	-	-	-	-	-	-	-	-	
1996-97	Boston U.	HE	39	10	24	34	54	-	-	-	-	-	-	-	-	-	-	
1997-98	Boston U.	HE	37	4	26	30	40	-	-	-	-	-	-	-	-	-	-	
1998-99	Syracuse	AHL	45	1	4	5	43	-	-	-	-	-	-	-	-	-	-	
1999-2000	Wilkes-Barre	AHL	67	0	12	12	40	9	0	0	0	83	-	-	-	-	-	



ALEXEIKOLKUNOV - Center

Height: 6'0" Weight: 201

Shoots: Left

Age: 23

Born: Belgorod, Russia, February 3, 1977

Acquired: Pittsburgh's sixth round choice (154th overall) in 1995 Entry Draft

Year	Club	League	Regular Season											Playoffs			
			GP	G	A	PTS	PIM	+	-	PP	SH	GW	S	GP	G	A	PTS
1994-95	Krylja Sovetov	Russia	7	0	0	0	0	-	-	-	-	-	-	-	-	-	-
1995-96	Krylja Sovetov	Russia	43	9	3	12	35	-	-	-	-	-	-	-	-	-	-
1996-97	Krylja Sovetov	Russia	44	9	16	25	36	-	-	-	-	-	-	-	-	-	-
1997-98	Krylja Sovetov	Russia	20	6	4	10	22	-	-	-	-	-	-	-	-	-	-
1998-99	Syracuse	AHL	55	5	13	18	20	-	-	-	-	-	-	-	-	-	-
1999-2000	Wilkes-Barre	AHL	75	12	25	37	33	-25	2	0	2	108	-	-	-	-	-



TOM KOSTOPOULOS - Right Wing

Height: 6'0" Weight: 205

Shoots: Right

Age: 21

Born: Mississauga, Ontario, January 24, 1979

Acquired: Pittsburgh's seventh round choice (204th overall) in 1999 Entry Draft

Year	Club	League	Regular Season										Playoffs						
			GP	G	A	PTS	PIM	+	-	PP	SH	GW	S	GP	G	A	PTS	PIM	
1998-99	London	OHL	68	27	60	87	114	--	--	--	--	--	--	--	--	--	--	--	--
1999-2000	Wilkes-Barre	AHL	70	26	32	58	121	-15	6	2	2	177	--	--	--	--	--	--	--



ALEXANDRE MATHIEU - Center

Height: 6'2" Weight: 217

Shoots: Left

Age: 21

Born: Repentigny, Quebec, February 12, 1979

Acquired: Pittsburgh's fourth round choice (97th overall) in 1997 Entry Draft

Year	Club	League	Regular Season										Playoffs						
			GP	G	A	PTS	PIM	+	-	PP	SH	GW	S	GP	G	A	PTS	PIM	
1995-96	Laval	QMJHL	44	6	24	30	24	--	--	--	--	--	--	--	--	--	--	--	--
1996-97	Halifax	QMJHL	70	12	22	34	16	--	--	--	--	--	--	--	--	--	--	--	--
1997-98	Halifax	QMJHL	68	35	41	75	52	--	--	--	--	--	--	--	--	--	--	--	--
1998-99	Halifax	QMJHL	69	21	27	48	90	--	--	--	--	--	--	--	--	--	--	--	--
1999-2000	Wilkes-Barre	AHL	52	4	4	8	18	-15	0	0	0	34	--	--	--	--	--	--	--



JOSEF MELICHAR - Defense

Height: 6'2" Weight: 214

Shoots: Left

Age: 21

Born: Ceske-Budjovice, Czech Republic, January 20, 1979

Acquired: Pittsburgh's third round choice (71st overall) in 1997 Entry Draft

Year	Club	League	Regular Season										Playoffs						
			GP	G	A	PTS	PIM	+	-	PP	SH	GW	S	GP	G	A	PTS	PIM	
1996-97	Budjovice	Czech	41	2	3	5	10	--	--	--	--	--	--	--	--	--	--	--	--
	Czech 79	Euro Jr	6	0	1	1	2	--	--	--	--	--	--	--	--	--	--	--	--
1997-98	Tri City	WHL	67	9	24	33	154	--	--	--	--	--	--	--	--	--	--	--	--
1998-99	Tri City	WHL	65	8	28	36	125	--	--	--	--	--	11	1	0	1	15	--	--
1999-2000	Wilkes-Barre	AHL	80	3	9	12	126	-18	1	0	0	97	--	--	--	--	--	--	--



ERIC MELOCHE - Right Wing

Height: 5'11" Weight: 195

Shoots: Right

Age: 24

Born: Montreal, Quebec, May 1, 1976

Acquired: Pittsburgh's seventh round choice (186th overall) in 1996 Entry Draft

Year	Club	League	Regular Season										Playoffs						
			GP	G	A	PTS	PIM	+	-	PP	SH	GW	S	GP	G	A	PTS	PIM	
1995-96	Corwall	Tier II	64	68	53	121	162	--	--	--	--	--	--	--	--	--	--	--	--
1996-97	Ohio State	CCHA	39	12	11	23	78	--	--	--	--	--	--	--	--	--	--	--	--
1997-98	Ohio State	CCHA	42	26	22	48	86	--	--	--	--	--	--	--	--	--	--	--	--
1998-99	Ohio State	CCHA	35	11	16	27	87	--	--	--	--	--	--	--	--	--	--	--	--
1999-2000	Ohio State	CCHA	35	20	11	31	136	--	--	--	--	--	--	--	--	--	--	--	--



MARK MOORE - Defense

Height: 6'3" Weight: 185
 Shoots: Right
 Age: 23
 Born: Windsor, Ontario February 18, 1977
 Acquired: Pittsburgh's seventh round choice (179th overall) in 1997 Entry Draft

Year	Club	League	Regular Season										Playoffs						
			GP	G	A	PTS	PIM	+	-	PP	SH	GW	S	GP	G	A	PTS	PIM	
1996-97	Harvard	ECAC	22	5	2	7	16	-	-	-	-	-	-	-	-	-	-	-	-
1997-98	Harvard	ECAC	32	1	3	4	90	-	-	-	-	-	-	-	-	-	-	-	
1998-99	Harvard	ECAC	31	1	2	3	82	-	-	-	-	-	-	-	-	-	-	-	
1999-2000	Harvard	ECAC	28	0	2	2	48	-	-	-	-	-	-	-	-	-	-	-	



BORIS PROTSENKO - Right Wing

Height: 5'11" Weight: 192
 Shoots: Right
 Age: 22
 Born: Kiev, Ukraine August 21, 1978
 Acquired: Pittsburgh's third round choice (77th overall) in 1996 Entry Draft

Year	Club	League	Regular Season										Playoffs					
			GP	G	A	PTS	PIM	+	-	PP	SH	GW	S	GP	G	A	PTS	PIM
1994-95	Familie	Tirol II	47	27	25	52	199	-	-	-	-	-	-	-	-	-	-	-
1995-96	Calgary	WHL	71	46	29	75	68	-	-	-	-	-	-	-	-	-	-	
1996-97	Calgary	WHL	67	35	32	67	136	-	-	-	-	-	-	-	-	-	-	
1997-98	Calgary	WHL	70	40	47	87	124	-	-	-	-	-	-	-	-	-	-	
1998-99	Syracuse	AHL	65	24	24	48	84	-	-	-	-	-	-	-	-	-	-	
1999-2000	Wilkes-Barre	AHL	64	15	21	36	41	-11	3	0	2	136	-	-	-	-	-	



BILL TIBBETTS - Right Wing

Height: 6'2" Weight: 175
 Shoots: Right
 Age: 26
 Born: Boston, Massachusetts October 14, 1974
 Acquired: Signed as a free agent, April 10, 2000

Year	Club	League	Regular Season										Playoffs				
			GP	G	A	PTS	PIM	+	-	PP	SH	GW	S	GP	G	A	PTS
1993-94	Tri-City	WHL	9	0	2	2	39	-	-	-	-	-	-	-	-	-	-
1994-95	Birmingham	ECHL	2	0	1	1	18	-	-	-	-	-	-	-	-	-	-
1995-96	Johans town	ECHL	58	37	31	68	300	-	-	-	-	-	-	-	-	-	



DARCY VEROT - Left Wing

Height: 6'0" Weight: 190
 Shoots: Left
 Age: 24
 Born: Radville, Saskatchewan July 13, 1976
 Acquired: Signed as a free agent, July 28, 2000

Year	Club	League	Regular Season										Playoffs					
			GP	G	A	PTS	PIM	+	-	PP	SH	GW	S	GP	G	A	PTS	PIM
1997-98	Lake Charies	WPHL	68	11	26	37	269	-	-	-	-	-	-	4	0	1	1	25
1998-99	Lake Charies	WPHL	68	17	23	40	236	-	-	-	-	-	-	9	2	4	6	53
1999-2000	Winocong	ECHL	44	7	12	19	240	-	-	-	-	-	-	-	-	-	-	
	Wilkes-Barre	AHL	23	5	5	10	96	1	0	0	1	26	-	-	-	-	-	



ALEXANDER ZVEREV - Left Wing

Height: 6'2" Birthdate: 1987

Shoots: Left

Age: 18

Home: Plovdiv, Bulgaria - Signed: 1998

Acquired: Pittsburgh's seventh round choice (153rd overall) in 1998 Entry Draft

Year	Club	League	Regular Season											Playoffs					
			GP	G	A	PTS	PIM	+	-	PP	SH	GW	S	GP	G	A	PTS	PIM	
1996-97	CSKA2	Russia Jr	30	15	18	33	10	-	-	-	-	-	-	-	-	-	-	-	-
	CSKA-Moscow	Russia	29	7	3	10	10	-	-	-	-	-	-	-	-	-	-	-	-
1997-98	CSKA2	Russia Jr	32	13	14	27	20	-	-	-	-	-	-	-	-	-	-	-	-
	CSKA-Moscow	Russia	10	1	0	1	0	-	-	-	-	-	-	-	-	-	-	-	-
1998-99	CSKA-Moscow	Russia	42	7	4	11	16	-	-	-	-	-	-	-	-	-	-	-	-
1999-2000	CSKA-Moscow	Russia	15	1	0	1	6	-	-	-	-	-	-	-	-	-	-	-	-

JANALINC

Born: Louiry, Czech Republic

Center

May 27, 1972

HT: 6'2"

Shoots: Left

WT: 190

Age: 28

Acquired: Pittsburgh's seventh round choice (163rd overall) in 1992 Entry Draft

Year	Club	League	Regular Season											Playoffs						
			GP	G	A	PTS	PIM	+	-	PP	SH	GW	S	GP	G	A	PTS	PIM		
1991-92	Litvinov	Czech	36	16	12	28	-	-	-	-	-	-	-	-	-	-	-	-	-	-
1992-93	Chempetroi	Czech	25	11	9	20	-	-	-	-	-	-	-	-	-	-	-	-	-	-
1993-94	Chempetroi	Czech	36	16	25	41	-	-	-	-	-	-	-	-	-	-	-	-	-	-
1994-95	Chempetroi	Czech	42	16	32	48	-	-	-	-	-	-	-	-	-	-	-	-	-	-
1995-96	Chempetroi	Czech	38	15	30	45	-	-	-	-	-	-	-	-	-	-	-	-	-	-
1996-97	Assat Pari	Finland	47	9	16	25	16	-	-	-	-	-	-	-	-	-	-	-	-	-
1997-98	Assat Pari	Finland	15	2	8	10	10	-	-	-	-	-	-	-	-	-	-	-	-	-
	Litvinov	Czech	33	12	32	44	14	-	-	-	-	-	-	-	-	-	-	-	-	-
1998-99	MoDo	Sweden	42	6	10	16	22	-	-	-	-	-	-	-	-	-	-	-	-	-
1999-2000	Litvinov	Czech	48	19	15	34	72	11	-	-	-	-	-	6	0	1	1	25		

BRIAN GAFFANEY

Born: Alexandria, MN

Defenseman

October 4, 1977

HT: 6'5"

Shoots: Left

WT: 205

Age: 23

Acquired: Pittsburgh's second round choice (44th overall) in 1997 Entry Draft

Year	Club	League	Regular Season											Playoffs						
			GP	G	A	PTS	PIM	+	-	PP	SH	GW	S	GP	G	A	PTS	PIM		
1996-97	N. Iowa	USHL	48	8	13	21	49	-	-	-	-	-	-	-	-	-	-	-	-	-
1997-98	St. Cloud St.	WCHA	26	0	2	2	37	-	-	-	-	-	-	-	-	-	-	-	-	-
1998-99	St. Cloud St.	WCHA	34	3	5	8	45	-	-	-	-	-	-	-	-	-	-	-	-	-
1999-2000	St. Cloud St.	WCHA	38	1	4	5	51	-	-	-	-	-	-	-	-	-	-	-	-	-

PETR HAVELKA

Born: Most, Czech Republic

Left Wing

March 4, 1979

HT: 6'2"

Shoots: Left

WT: 187

Age: 21

Acquired: Pittsburgh's sixth round choice (152nd overall) in 1997 Entry Draft

Year	Club	League	Regular Season											Playoffs						
			GP	G	A	PTS	PIM	+	-	PP	SH	GW	S	GP	G	A	PTS	PIM		
1996-97	Sparta Praha	Czech Jr	22	14	13	27	-	-	-	-	-	-	-	-	-	-	-	-	-	-
1997-98	Sparta Praha	Czech Jr	INJURED																	
1998-99	Sparta Praha	Czech Jr	5	7	3	10	-	-	-	-	-	-	-	-	-	-	-	-	-	-
	Kladno	Czech	3	0	0	0	0	-	-	-	-	-	-	-	-	-	-	-	-	-
1999-2000	Sparta Praha	Czech	10	0	1	1	0	-	-	-	-	-	-	3	0	0	0	0	0	
	Kladno	Czech	6	1	2	3	2	-	-	-	-	-	-	-	-	-	-	-	-	

MATT HUSSEY

Born: New Haven, CT

Center

May 28, 1979

HT: 6'2"

Shoots: Left

WT: 195

Age: 21

Acquired: Pittsburgh's ninth round choice (254th overall) in 1998 Entry Draft

Year	Club	League	Regular Season											Playoffs						
			GP	G	A	PTS	PIM	+	-	PP	SH	GW	S	GP	G	A	PTS	PIM		
1997-98	Avon Old Farms	USHS	26	26	23	49	20	-	-	-	-	-	-	-	-	-	-	-	-	-
1998-99	U. Wisconsin	WCHA	37	10	5	15	18	-	-	-	-	-	-	-	-	-	-	-	-	-
1999-2000	U. Wisconsin	WCHA	35	5	11	16	8	-	-	-	-	-	-	-	-	-	-	-	-	-

KONSTANTIN KOLTISOV Right Wing HT: 6'0" WT: 187
 Born: Minsk, Belarus April 17, 1981 Shoots: Left Age: 19
 Acquired: Pittsburgh's first round choice (18th overall) in 1999 Entry Draft

Year	Club	League	Regular Season											Playoffs					
			GP	G	A	PTS	PIM	+	-	PP	SH	GW	S	GP	G	A	PTS	PIM	
1997-98	Minsk	Div. I	52	15	18	33	40	-	-	-	-	-	-	-	-	-	-	-	-
1998-99	Cherepovc	Russia	33	3	0	3	8	-	-	-	-	-	-	-	-	-	-	-	-
1999-2000	Metallurg	Russia	30	3	4	7	12	-	-	-	-	-	11	1	1	2	6	-	-

JIRI KUCCERA Right Wing HT: 5'11" WT: 180
 Born: Bratislava, Czech Republic March 28, 1966 Shoots: Right Age: 34
 Acquired: Pittsburgh's eighth round choice (152nd overall) in 1987 Entry Draft

Year	Club	League	Regular Season											Playoffs					
			GP	G	A	PTS	PIM	+	-	PP	SH	GW	S	GP	G	A	PTS	PIM	
1988-90	Pilzen	Czech	47	10	24	34	-	-	-	-	-	-	-	-	-	-	-	-	-
1990-91	Tappara	Finland	44	23	34	57	26	-	-	-	-	-	-	-	-	-	-	-	-
1991-92	Tappara	Finland	44	22	20	42	8	-	-	-	-	-	-	-	-	-	-	-	-
1992-93	Tappara	Finland	48	22	32	54	20	-	-	-	-	-	-	-	-	-	-	-	-
1993-94	Tappara	Finland	47	16	26	42	37	-	-	-	-	-	-	-	-	-	-	-	-
1994-95	Lulea	Sweden	40	15	12	27	24	-	-	-	-	-	9	2	7	9	8	-	-
1995-96	Lulea	Sweden	39	15	19	34	38	-	-	-	-	-	12	4	6	10	8	-	-
1996-97	Pilzen	Czech	43	10	23	33	-	-	-	-	-	-	-	-	-	-	-	-	-
1997-98	Kloten	Swiss	38	8	22	30	18	-	-	-	-	-	-	-	-	-	-	-	-
1998-99	Lulea	Sweden	44	7	21	28	52	-	-	-	-	-	5	2	1	3	4	-	-
1999-2000	Lulea	Sweden	47	13	21	34	34	-	-	-	-	-	9	1	1	2	6	-	-

MIKA LEHIO Goaltender HT: 5'11" WT: 172
 Born: Vammala, Finland April 12, 1979 Catches: Left Age: 21
 Acquired: Pittsburgh's eighth round choice (224th overall) in 1998 Entry Draft

Year	Club	League	Regular Season											Playoffs				
			GP	W/L	GA	SO	GAA	GP	W/L	GA	SO	GAA						
1997-98	Assat	Finland	36	-	2.62	103	7	2.83	-	-	-	-	-	-	-	-	-	-
1998-99	Assat	Finland	19	-	3.3	52	-	3.73	-	-	-	-	-	-	-	-	-	-
1999-2000	Assat	Finland	1	-	58.1	28	-	2.83	-	-	-	-	-	-	-	-	-	-
			23	-	0.99	67	-	4.75	-	-	-	-	-	-	-	-	-	-

FRIC LIND Defenseman HT: 6'1" WT: 198
 Born: New Canaan, CT March 17, 1978 Shoots: Right Age: 22
 Acquired: Pittsburgh's ninth round choice (234th overall) in 1997 Entry Draft

Year	Club	League	Regular Season											Playoffs					
			GP	G	A	PTS	PIM	+	-	PP	SH	GW	S	GP	G	A	PTS	PIM	
1996-97	Des Moines/Arcon	USHL	55	16	39	57	50	-	-	-	-	-	-	-	-	-	-	-	-
1997-98	U. New Hampshire	HE	33	1	11	12	63	-	-	-	-	-	-	-	-	-	-	-	-
1998-99	U. New Hampshire	HE	41	3	9	12	20	-	-	-	-	-	-	-	-	-	-	-	-
1999-2000	U. New Hampshire	HE	38	1	3	4	18	-	-	-	-	-	-	-	-	-	-	-	-

VLADIMIR MALENKYKH Defenseman HT: 6'1" WT: 187
 Born: Moscow, Russia October 1, 1980 Shoots: Left Age: 19
 Acquired: Pittsburgh's fifth round choice (157th overall) in 1999 Entry Draft

Year	Club	League	Regular Season											Playoffs					
			GP	G	A	PTS	PIM	+	-	PP	SH	GW	S	GP	G	A	PTS	PIM	
1998-99	Togliatti	Russia	9	0	0	0	2	-	-	-	-	-	-	-	-	-	-	-	-
1999-2000	CSK Samara	Russia	7	0	1	1	4	-	-	-	-	-	-	-	-	-	-	-	-

RYAN MALONE Left Wing HT: 6'3" WT: 190
 Born: Pittsburgh, PA December 1, 1979 Shoots: Left Age: 20
 Acquired: Pittsburgh's fourth round choice (115th overall) in 1999 Entry Draft

Year	Club	League	Regular Season											Playoffs					
			GP	G	A	PTS	PIM	+	-	PP	SH	GW	S	GP	G	A	PTS	PIM	
1997-98	Shastuck	USHSW	50	41	44	85	69	-	-	-	-	-	-	-	-	-	-	-	-
1998-99	Omaha	USHL	51	14	22	36	81	-	-	-	-	-	-	-	-	-	-	-	-
1999-2000	St. Cloud State	WCHA	38	9	21	30	68	-	-	-	-	-	-	-	-	-	-	-	-

ANDREW McPHERSON Left Wing HT: 6'2" WT: 175
 Born: Ottawa, Ontario April 28, 1979 Shoots: Left Age: 21
 Acquired: Pittsburgh's ninth round choice (261st overall) in 1999 Entry Draft

Year	Club	League	Regular Season											Playoffs				
			GP	G	A	PTS	PIM	+	PP	SH	GW	S	GP	G	A	PTS	PIM	
1998-99	RPI	ECAC	29	5	4	9	12	-	-	-	-	-	-	-	-	-	-	-
1999-2000	RPI	ECAC	37	10	6	16	22	-	-	-	-	-	-	-	-	-	-	-

DOUG MEYER Left Wing HT: 6'11/2" WT: 197
 Born: Bloomington, MN February 21, 1980 Shoots: Left Age: 20
 Acquired: Pittsburgh's sixth round choice (176th overall) in 1999 Entry Draft

Year	Club	League	Regular Season											Playoffs				
			GP	G	A	PTS	PIM	+	PP	SH	GW	S	GP	G	A	PTS	PIM	
1998-99	U. Minnesota	WCHA	36	4	4	8	18	-	-	-	-	-	-	-	-	-	-	-
1999-2000	U. Minnesota	WCHA	26	1	3	4	18	-	-	-	-	-	-	-	-	-	-	-

MATT MURLEY Left Wing HT: 6'1" WT: 192
 Born: Troy, NY December 17, 1979 Shoots: Left Age: 20
 Acquired: Pittsburgh's second round choice (51st overall) in 1999 Entry Draft

Year	Club	League	Regular Season											Playoffs				
			GP	G	A	PTS	PIM	+	PP	SH	GW	S	GP	G	A	PTS	PIM	
1997-98	Syracuse	Jr. A	49	56	70	126	203	-	-	-	-	-	-	-	-	-	-	-
1998-99	RPI	ECAC	36	17	32	49	32	-	-	-	-	-	-	-	-	-	-	-
1999-2000	RPI	ECAC	35	9	29	38	42	-	-	-	-	-	-	-	-	-	-	-

TOBY PETERSEN Center HT: 5'10" WT: 196
 Born: Minneapolis, MN October 27, 1978 Shoots: Left Age: 21
 Acquired: Pittsburgh's ninth round choice (214th overall) in 1998 Entry Draft

Year	Club	League	Regular Season											Playoffs				
			GP	G	A	PTS	PIM	+	PP	SH	GW	S	GP	G	A	PTS	PIM	
1996-97	Colorado College	WCHA	40	17	21	38	18	-	-	-	-	-	-	-	-	-	-	-
1997-98	Colorado College	WCHA	40	16	17	33	34	-	-	-	-	-	-	-	-	-	-	-
1998-99	Colorado College	WCHA	21	12	12	24	2	-	-	-	-	-	-	-	-	-	-	-
1999-2000	Colorado College	WCHA	37	14	19	33	8	-	-	-	-	-	-	-	-	-	-	-

DARCY ROBINSON Defenseman HT: 6'3" WT: 229
 Born: Kamloops, BC May 3, 1981 Shoots: Right Age: 19
 Acquired: Pittsburgh's eighth round choice (233rd overall) in 1999 Entry Draft

Year	Club	League	Regular Season											Playoffs				
			GP	G	A	PTS	PIM	+	PP	SH	GW	S	GP	G	A	PTS	PIM	
1997-98	Saskatoon	WHL	62	1	2	3	84	-	-	-	-	-	-	-	-	-	-	-
1998-99	Saskatoon	WHL	48	3	6	9	86	-	-	-	-	-	-	-	-	-	-	-
1999-2000	Saskatoon	WHL	59	5	9	14	91	10	-	-	-	-	10	1	3	4	13	

ROBERT SCUDERI Defenseman HT: 6'2" WT: 194
 Born: Syosset, NY December 30, 1978 Shoots: Left Age: 21
 Acquired: Pittsburgh's fifth round choice (134th overall) in 1998 Entry Draft

Year	Club	League	Regular Season											Playoffs				
			GP	G	A	PTS	PIM	+	PP	SH	GW	S	GP	G	A	PTS	PIM	
1996-97	NY AppleCore	Jr. B	80	42	70	112	52	-	-	-	-	-	-	-	-	-	-	-
1997-98	Boston College	HE	34	0	19	19	10	-	-	-	-	-	-	-	-	-	-	-
1998-99	Boston College	HE	38	2	8	10	16	-	-	-	-	-	-	-	-	-	-	-
1999-2000	Boston College	HE	42	1	12	13	22	0	-	-	-	-	-	-	-	-	-	-

TIMO SEIKKULA Center/Left Wing HT: 6'2" WT: 183
 Born: May 27, 1978 Shoots: Left Age: 22
 Acquired: Pittsburgh's ninth round choice (238th overall) in 1996 Entry Draft

Year	Club	League	Regular Season											Playoffs					
			GP	G	A	PTS	PIM	+	-	PP	SH	GW	S	GP	G	A	PTS	PIM	
1995-96	Junkkarit	Finland	-	-	-	-	-	-	-	-	-	-	-	-	-	-	-	-	-
1996-97	Kieiko	Finland	36	4	5	9	26	-	-	-	-	-	-	-	-	-	-	-	-
1997-98	Tutu	Finland	15	4	4	8	8	-	-	-	-	-	-	-	-	-	-	-	-
	TPS	Oiv I	1	0	1	1	0	-	-	-	-	-	-	-	-	-	-	-	-
	TPS	Jr.	12	6	2	8	10	-	-	-	-	-	-	-	-	-	-	-	-
1998-99	Kalpa	Finland	52	3	8	11	40	-	-	-	-	-	-	-	-	-	-	-	-
1999-2000	Hermes Kokkola	Finland	26	1	5	6	18	-11	-	-	-	-	-	-	-	-	-	-	-

TOMAS SKVARDLO Center HT: 6'1" WT: 180
 Born: Zvolen, Slovakia June 19, 1981 Shoots: Left Age: 19
 Acquired: Pittsburgh's fifth round choice (144th overall) in 1999 Entry Draft

Year	Club	League	Regular Season											Playoffs					
			GP	G	A	PTS	PIM	+	-	PP	SH	GW	S	GP	G	A	PTS	PIM	
1998-99	Zvolen Jr.	Slovak Jr.	26	21	13	34	18	-	-	-	-	-	-	-	-	-	-	-	-
1999-2000	Kingston	OHL	66	19	25	44	14	16	-	-	-	-	5	0	0	0	0	2	

JEREMY VAN HOOFF Defenseman HT: 6'2" WT: 208
 Born: Lindsay, Ontario August 12, 1981 Shoots: Left Age: 19
 Acquired: Pittsburgh's second round choice (57th overall) in 1999 Entry Draft

Year	Club	League	Regular Season											Playoffs				
			GP	G	A	PTS	PIM	+	-	PP	SH	GW	S	GP	G	A	PTS	PIM
1997-98	Lindsay	OPIHL	50	2	8	10	40	-	-	-	-	-	-	-	-	-	-	-
1998-99	Ottawa	OHL	54	0	13	13	46	-	-	-	-	-	5	1	0	1	2	
1999-2000	Ottawa	OHL	66	4	14	18	71	-	-	-	-	-	11	1	0	1	12	



Penguins head scout Greg Malone and general manager Craig Patrick pose with first round draft pick Brooks Orpik at the 2000 NHL Entry Draft, held in Calgary, Alberta.

BROOKS ORPIK

Pos: Defensemen

Age: 20 - September 26, 1980

Shoots: Right

Size: 6-2 1/2, 217

Born: San Francisco, CA

RD/OV: 1st/18th

Season	Team	League	GP	G	A	PTS	PP*
1999-00	Boston College	Hockey East	38	1	9	10	102
1998-99	Boston College	Hockey East	41	1	10	11	96

SHANE ENDICOTT

Pos: Center

Age: 18 - December 21, 1981

Shoots: Left

Size: 6-4, 200

Born: Saskatoon, Sask.

RD/OV: 2nd/52nd

Season	Team	League	GP	G	A	PTS	PP*
1999-00	Seattle	WHL	70	23	32	55	62
1998-99	Seattle	WHL	72	13	26	39	27

PETER HAMERLIK

Pos: Goaltender

Age: 18 - January 2, 1982

Catches: Left

Size: 6-1, 187

Born: Myjava, Slovakia

RD/OV: 3rd/84th

Season	Team	League	GP	MP	GA	SO	GAA
1999-00	HK Skalica	Slovakia	7	286	16	0	2.86
1998-99	HK 36 Skalica	Slovakia	1	24	3	0	7.50

MICHEL OUELETT

Pos: Right Wing

Age: 18 - March 5, 1982

Shoots: Right

Size: 6-1, 182

Born: Rimouski, PQ

RD/OV: 4th/124th

Season	Team	League	GP	G	A	PTS	PP*
1999-00	Rimouski	QMJHL	72	36	53	89	38
1998-99	Rimouski	QMJHL	28	7	13	20	10

DAVID KOCI

Pos: Defensemen

Age: 19 - May 12, 1981

Shoots: Left

Size: 6-6, 216

Born: Prague, Czech Rep.

RD/OV: 5th/146th

Season	Team	League	GP	G	A	PTS	PM
1999-00	Sparta Praha Jr.	CZECH	47	0	7	7	124

PATRICK FOLEY

Pos: Left Wing

Age: 19 - Jan. 24, 1981

Shoots: Left

Size: 6-0, 216

Born: Boston, MA

RD/OV: 6th/185th

Season	Team	League	GP	G	A	PTS	PM
1999-00	New Hampshire	Hockey East	30	3	7	10	61

JIM ABBOTT

Pos: Left Wing

Age: 20 - May 3, 1980

Shoots: Left

Size: 6-1, 185

Born: New York, NY

RD/OV: 7th/216th

Season	Team	League	GP	G	A	PTS	PM
1999-00	New Hampshire	Hockey East	28	7	6	13	22

STEVE CRAMPTON

Pos: Right Wing

Age: 18 - Apr. 12, 1982

Shoots: Right

Size: 6-1 1/2, 197

Born: Winnipeg, MB

RD/OV: 8th/248th

Season	Team	League	GP	G	A	PTS	PM
1999-00	Moose Jaw	WHL	69	22	20	42	91
1998-99	Moose Jaw	WHL	52	7	5	12	31

ROMAN SIMICEK

Pos: Center

Age: 29 - Nov. 4, 1971

Shoots: Left

Size: 6-1, 190

Born: Ostrava, Czech Rep.

RD/OV: 9th/273rd

Season	Team	League	GP	G	A	PTS	PM
1999-00	HPK	Finland	23	10	17	27	50
1998-99	HPK	Finland	49	24	27	51	75

NICK BOUCHER

Pos: Goaltender

Age: 19 - Dec. 29, 1980

Catches: Left

Size: 5-11, 175

Born: Leduc, AB

RD/OV: 9th/280th

Season	Team	League	GP	MP	GA	SO	GAA
1999-00	Dartmouth	ECAC	24	1378	66	1	2.87

FORWARD

NO.	NAME	HT	WT	BIRTHDATE	PLACE
36	BARNABY, Matthew	6-0	189	5/4/73	Ottawa, Ontario
--	BELLEROSE, Eric	6-1	201	2/1/77	Montreal, Quebec
18	BERANEK, Josef	6-7	195	10/25/69	Litvinov, Czech Rep.
16	BONVIE, Dennis	5-11	220	7/23/73	Antigonish, Nova Scotia
9	CORBET, Rene	6-0	195	6/25/73	Victoriaville, Quebec
--	CRAMPTON, Steven	6-2	197	4/12/82	Winnipeg, Manitoba
--	CROZIER, Greg	6-2 1/2	207	7/6/76	Calgary, Alberta
--	ENDICOTT, Shane	6-4	200	12/21/81	Saskatoon, Saskatchewan
--	FADRNY, Jan	5-11 1/2	182	6/14/80	Brno, Czech Rep.
--	GYORI, Dylan	5-10	194	2/20/79	Rimbey, Alberta
--	HANCOCK, Quinn	6-1	185	5/8/77	Victoria, British Columbia
38	HRDINA, Jan	6-0	200	2/5/76	Hradec Kralove, Czech Rep.
68	JAGR, Jaromir	6-2	234	2/15/72	Kladno, Czech Rep.
--	KOLKUNOV, Alexei	6-0	211	7/3/77	Belgorod, Russia
--	KOSTOPOULOS, Tom	6-0	205	1/24/79	Mississauga, Ontario
27	KOVALEV, Alexei	6-1	215	2/24/73	Togliatti, Russia
--	KRAFI, Milan	6-3 1/2	196	1/7/80	Pizen, Czech Rep.
20	LANG, Robert	6-7	216	12/19/70	Jeplice, Czech Rep.
--	MATHIEU, Alexandre	6-7	177	2/12/79	Repentigny, Quebec
--	MACDONALD, Jason	6-0	195	4/1/74	Charlottetown, PEI
--	MELOCHE, Eric	5-11	195	5/1/76	Montreal, Quebec
95	MOROZOV, Aleksey	6-1	196	2/16/77	Moscow, Russia
--	OUHLETT, Michel	6-1	182	3/5/82	Rimouski, Quebec
--	PARSONS, Steve	6-3	220	3/12/75	Vancouver, British Columbia
--	PETERSON, Toby	5-10	193	10/27/78	Bloomington, MN
--	PROTSENKO, Boris	5-11	192	8/21/78	Kiev, Ukraine
--	SCHERBAN, Joel	6-1 1/2	200	4/22/80	Thunder Bay, Ontario
--	SIMICEK, Roman	6-1	190	1/14/71	Ostrava, Czech Rep.
--	SKVARDILO, Tomas	6-0	184	6/19/81	Zvolan, Slovakia
12	SONNENBERG, Martin	6-0	189	1/23/78	Wetaskiwin, Alberta
82	STRAKA, Martin	5-9	176	9/3/72	Pizen, Czech Rep.
--	TIBBETS, Bill	6-2	215	10/14/74	Boston, MA
--	VEROT, Darcy	6-0	190	7/13/76	Radville, Saskatchewan
--	ZEVAKHIN, Alexander	6-0	197	6/4/80	Perm, Russia

DEFENSE

NO.	NAME	HT	WT	BIRTHDATE	PLACE
6	BOUGHNER, Bob	6-0	203	3/8/71	Windsor, Ontario
--	BUCKLEY, Brendan	6-2	190	2/26/77	Needham, MA
22	BUIHNSCHON, Sven	6-4	215	3/22/76	Ilzeho, Germany
--	CULL, Trent	6-3	210	9/27/73	Georgetown, Ontario
--	FERENC, Andrew	5-10	190	3/17/79	Edmonton, Alberta
8	JONSSON, Hans	6-1	202	8/2/73	Jarved, Sweden
11	KASPARAITIS, Darius	5-11	212	10/16/72	Elektrėnai, Lithuania
--	KELLHER, Chris	6-1	210	3/23/75	Cambridge, MA
--	KOCI, David	6-6	216	5/12/81	Prague, Czech Rep.
5	LAUKKANEN, Janne	6-1	194	3/19/70	Lahti, Finland
--	MEJICHAR, Josef	6-2	214	1/20/79	Ceske-Budjovice, Czech Rep.
--	MOORE, Mark	6-3	185	2/18/77	Windsor, Ontario
24	MORAN, Ian	6-0	206	8/24/72	Cleveland, OH
--	ROBINSON, Darcy	6-3	229	5/3/81	Kamloops, British Columbia
28	ROZSIVAL, Michal	6-1	208	9/3/78	Vlasim, Czech Rep.
32	SLANEY, John	5-11	189	7/1/72	St. John's, Newfoundland
71	SLEGR, Jiri	6-0	216	5/30/71	Jihlava, Czech Rep.
--	VAN HOOFF, Jeremy	6-2	208	8/12/81	Lindsay, Ontario

GOALTENDERS

NO.	NAME	HT	WT	BIRTHDATE	PLACE
30	AUBIN, Jean-Sébastien	5-11	183	7/17/77	Montreal, Quebec
--	CARON, Sébastien	6-5	160	6/25/80	Amqui, Quebec
--	HAMERLIK, Peter	6-1	187	1/2/87	Myjava, Slovakia
--	HILLIER, Craig	6-1	184	2/28/78	Cole Harbour, Nova Scotia
--	LAING, Joel	5-10	185	1/13/75	Maryfield, Saskatchewan
--	NICKLIN, Brant	6-0	190	9/18/76	Salmon Arm, British Columbia
--	PARENT, Rich	6-3	215	1/12/73	Montreal, Quebec
--	SCALTY, Mark	5-10	165		Corapolis, PA

FORWARD

NO.	NAME	TEAM(S)	GP	G	A	PTS	PIM
36	BARNABY, Matthew	Pittsburgh (NHL)	64	12	12	24	197
--	BELLEROSE, Eric						
18	BERANEK, Josef	Edmonton (NHL)	58	9	8	17	39
--		Pittsburgh (NHL)	13	4	4	8	18
16	BONVIE, Dennis	Wilkes-Barre/Scranton (AHL)	42	5	26	31	243
--		Pittsburgh (NHL)	28	0	0	0	80
9	CORBET, Rene	Calgary (NHL)	48	4	10	14	60
--		Pittsburgh (NHL)	4	1	0	1	0
--	CRAMPION, Steven	Moose Jaw (WHL)	69	22	20	42	91
--	GROZIER, Greg	Wilkes-Barre/Scranton (AHL)	71	22	22	44	33
--	LENDICOTT, Shane	Seattle (WHL)	70	23	32	55	62
--	FALRNY, Jan	Brandon (WHL)	55	26	25	51	36
--	GYORI, Dylan	Richmond (ECHL)	29	11	20	31	50
--	HANCOCK, Quinn	Wilkes-Barre/Scranton (AHL)	36	2	2	4	23
--		Muskegon (IHL)	49	32	34	66	27
--		Manitoba (IHL)	22	2	6	8	6
--		Canadian National	2	0	0	0	2
38	HRDINA, Jan	Pittsburgh (NHL)	70	13	33	46	43
68	JAGR, Jaromir	Pittsburgh (NHL)	63	42	54	96	50
--	KOLKUNOV, Alexei	Wilkes-Barre/Scranton (AHL)	75	12	25	37	33
--	KOSTOPOLJ OS, Tom	Wilkes-Barre/Scranton (AHL)	70	26	32	58	121
27	KOWALEV, Alexei	Pittsburgh (NHL)	82	26	10	66	94
--	KRAFT, Milan	Prince Albert (WHL)	56	34	35	69	42
20	LANG, Robert	Pittsburgh (NHL)	78	23	42	65	14
--	MATHIU, Alexandre	Wilkes-Barre/Scranton (AHL)	52	4	4	8	18
--	MACDONALD, Jason	Manitoba (IHL)	30	5	10	15	77
--		Orlando (IHL)	29	7	7	14	113
--	MFOUCHE, Eric	Ohio State (CCHA)	36	20	11	31	128
95	MOROZOV, Aleksey	Pittsburgh (NHL)	68	12	19	31	14
--	OUELLEF, Michel	Rimouski (QMJHL)	72	36	53	89	38
--	PARSONS, Steve	Madison (IHL)	39	3	6	9	241
--		Fort Wayne (IHL)	17	0	3	3	100
--		Illwaukee (IHL)	2	0	1	1	2
--		Columbus (WCHA)	37	14	19	33	8
--	PILTERSON, Toby	Wilkes-Barre/Scranton (AHL)	56	14	16	30	37
--	PROTSENKO, Boris	London (OHL)	68	16	38	54	6
--	SCHERBAN, Joel	JYPK (Finland)	23	10	17	27	50
--	SIMICEK, Roman	Kingston (OHL)	66	19	25	44	14
--	SKVARDILO, Tomas	Wilkes-Barre/Scranton (AHL)	62	20	33	53	109
12	SONNENBERG, Martin	Pittsburgh (NHL)	14	1	2	3	0
82	STRAKA, Martin	Pittsburgh (NHL)	71	20	39	59	26
--	TIBBETS, Bill						
--	VEROT, Darcy	Wheeling (ECHL)	44	7	12	19	210
--	ZEVAKI IIN, Alexander	Wilkes-Barre/Scranton (AHL)	23	5	5	10	96
--		CSKA (Russia)	15	0	1	1	6

DEFENSE

NO.	NAME	TEAM(S)	GP	G	A	PTS	PIM
6	BOUGHNER, Bob	Nashville (NHL)	62	2	4	6	97
--		Pittsburgh (NHL)	11	1	0	1	59
--	BUCKLEY, Brendan	Quad City (IHL)	61	1	10	11	73
--		Cincinnati (AHL)	4	0	0	0	6
22	BUTENSCHON, Sven	Wilkes-Barre/Scranton (AHL)	75	19	21	40	101
--		Pittsburgh (NHL)	3	0	0	0	0
--	CULL, Trent	Hesperon (IHL)	35	2	7	9	133
--		Springfield (AHL)	29	0	2	2	74
7	FERENCÉ, Andrew	Wilkes-Barre/Scranton (AHL)	44	0	20	28	58
--		Pittsburgh (NHL)	30	2	4	6	20
8	JONSSON, Hans	Pittsburgh (NHL)	68	3	11	14	12
11	KASPARAITIS, Darius	Pittsburgh (NHL)	73	3	12	15	146
--	KELLEHER, Chris	Wilkes-Barre/Scranton (AHL)	53	0	10	10	38
--	KOCI, David	Sparta Praha Jr. (Czech)	47	0	7	7	124
5	LAUKKANEN, Janno	Ottawa (NHL)	60	1	11	12	55
--		Pittsburgh (NHL)	11	1	7	8	17
--	MFLICAR, Josef	Wilkes-Barre/Scranton (AHL)	80	3	9	12	126
--	MOORE, Mark	Harvard (ECAC)	28	0	2	2	48
24	MORAN, Ian	Pittsburgh (NHL)	73	4	8	12	78
--	ROBINSON, Darcy	Saskatoon (WHL)	59	3	9	14	91
28	ROZSIVAL, Michal	Pittsburgh (NHL)	75	1	17	21	48
37	SLANEY, John	Wilkes-Barre/Scranton (AHL)	49	30	30	60	25
--		Pittsburgh (NHL)	29	1	4	5	10
71	SI EGR, Jiri	Pittsburgh (NHL)	74	11	20	31	82
--	VAN HOOF, Jeremy	Ottawa (OHL)	66	4	14	18	71

GOALTENDERS

NO.	NAME	TEAM(S)	GP	MP	GA	SO	GAA
30	AUBIN, Jean-Sebastien	Wilkes-Barre/Scranton	11	535	43	0	4.37
--		Pittsburgh (NHL)	51	2,889	120	2	2.58
--	CARON, Sebastien	Rimouski (QMJHL)	54	3040	179	1	3.53
--	HAMERLIK, Peter	HK Skalica (Slovakia)	7	286	16	0	2.86
--	HILLER, Craig	Wilkes-Barre/Scranton (AHL)	11	520	36	0	4.15
--		Charlotte (ECHL)	3	121	10	0	4.95
--		Johnstown (ECHL)	5	212	15	0	4.24
--		Toledo (ECHL)	9	375	41	0	6.56
--	LAING, Joel	RPI (ECAC)	27	--	--	6	1.82
--	NICKLIN, Brent	Minnesota-Duluth (WCHA)	29	1584	100	1	3.79
--	PARENTI, Rich	Tampa Bay (NHL)	14	698	43	0	3.70
--		Detroit (IHL)	10	539	73	1	2.56
--		Utah (IHL)	27	1,571	98	1	2.21
--	SCALLY, Mark	Penn State (ACHA)	32	--	--	2	2.65

CENTERS		HOW ACQUIRED (Draft-YR; Pick C/A Round) (Trade: Month/Year)	JUNIOR or COLLEGE HOCKEY
NO.	NAME		
--	ENDICOTT, Shane	Entry Draft (2000) (2-52-2)	Junior - WHL (Seattle)
--	FADRNY, Jan	Entry Draft (1998) (6-169-6)	Junior - WHL (Brandon)
--	GYORI, Dylan	Free Agent	Junior - WHL (Tri-City)
38	HRDINA, Jan	Entry Draft (1995) (5-128-5)	Junior - WHL (Spokane)
--	KOLKUNOV, Alexei	Entry Draft (1995) (6-154-6)	Europe - Russia (Krylja Sovetov)
--	KRAFT, Milan	Entry Draft (1998) (1-23-1)	Europe - Czech (Plzen Jr)
20	LANG, Robert	Claimed Off Waivers (Oct. 1997)	Europe - Czech (Litvinov)
--	MATHIEU, Alexandre	Entry Draft (1997) (4-97-4)	Junior - QMJHL (Halifax)
--	PETERSON, Toby	Entry Draft (1998) (9-244-9)	College - WCHA (Colorado)
--	SCHERBAN, Joel	Entry Draft (1998) (7-196-7)	Junior - OHL (London)
--	SIMICEK, Roman	Entry Draft (2000) (9-273-9)	Europe - Finland (Iiameenlinna)
--	SKVARDILO, Tomas	Entry Draft (1999) (5-144-6)	Junior - OHL (Kingston)
82	STRAKA, Martin	Free Agent (Aug. 1997)	Europe - Czech (Plzen)
--	VEROT, Darcy	Free Agent (July 2000)	
RIGHT WINGS			
NO.	NAME		
36	BARNABY, Matthew	Trade with Buffalo (Mar. 1999)	Junior - QMJHL (Victoriaville)
16	BONVIE, Dennis	Free Agent (Sept. 1999)	Junior - OHL (North Bay)
--	CRAMPTON, Steven	Entry Draft (2000) (8-218-8)	Junior - WHL (Moose Jaw)
--	HANCOCK, Quinn	Tryout	Junior - WHL (Prince George)
68	JAGR, Jaromir	Entry Draft (1990) (1-5-1)	Europe - Czech (Kladno)
--	KOSTOPOULOS, Tom	Entry Draft (1999) (9-204-7)	Junior - OHL (London)
27	KOVALEV, Alexei	Trade with NY Rangers (Nov. 1998)	Europe - Russia (Dynamo Moscow)
--	MACDONALD, Jason	Tryout	
--	MLOCHCE, Eric	Entry Draft (1996) (7-186-7)	College - CCHA (Ohio State)
95	MOROZOV, Aleksey	Entry Draft (1995) (1-24-1)	Europe - Russia (Krylja Sovetov)
--	OUELLET, Michel	Entry Draft (2000) (4-124-4)	Junior - QMJHL (Rimouski)
--	PROTSENKO, Boris	Entry Draft (1996) (4-77-3)	Junior - WHL (Calgary)
--	TIBBETS, Bill	Free Agent (Apr. 2000)	
--	ZEVAKHIN, Alexander	Entry Draft (1998) (7-54-2)	Europe - Russia (CSKA Moscow)
LEFT WINGS			
NO.	NAME		
--	BELLEROSE, Eric	Tryout	Junior - QMJHL
18	BERANEK, Josef	Trade with Edmonton (Mar. 2000)	Europe - Czech (Litvinov)
9	CORBET, Rene	Trade with Calgary (Mar. 2000)	Junior - QMJHL (Drummondville)
--	CROZIER, Greg	Entry Draft (1994) (3-73-3)	College - CCHA (Michigan)
--	PARSONS, Steve	Tryout	Junior - BCJHL (Nanaimo)
12	SONNENBERG, Martin	Free Agent (Oct. 1998)	Junior - WHL (Saskatoon)
DEFENSE			
NO.	NAME		
6	BOUGHNER, Bob	Trade with Nashville (Mar. 2000)	Junior - OHL (S.S. Marie)
--	BUCKLEY, Brendan	Tryout	College - HE (Boston College)
22	BUTENSCHON, Sven	Entry Draft (1994) (3-57-3)	Junior - WHL (Brandon)
--	CULL, Trent	Free Agent (Aug. 2000)	
7	IBERNICE, Andrew	Entry Draft (1997) (8-208-8)	Junior-WHL (Portland)
8	JONSSON, Hans	Entry Draft (1993) (11-286-11)	Europe - Sweden (MoDo)
11	KASPARAITIS, Darius	Trade with NY Islanders (Nov. 1996)	Europe - CIS (Moscow Dynamo)
--	KELEHER, Chris	Entry Draft (1993) (5-130-5)	College - HE (Boston University)
--	KOCI, David	Entry Draft (2000) (5-153-6)	Europe - Czech (Sparta Praha)
5	LAUKKANEN, Juhne	Trade with Ottawa (Mar. 2000)	Europe - Finland (Hameenlinna)
--	MELICHAR, Josef	Entry Draft (1997) (3-71-3)	Junior - WHL (Tri City)
--	MOORE, Mark	Entry Draft (1997) (9-179-7)	College - ECAC (Harvard)
24	MORAN, Ian	Entry Draft (1990) (5-107-6)	College - HE (Boston College)
--	ROBINSON, Darcy	Entry Draft (1999) (10-233-8)	Junior - WHL (Saskatoon)
28	ROZSIVAL, Michal	Entry Draft (1996) (5-105-4)	Junior - WHL (Swift Current)
32	SLANFY, John	Free Agent (Sept. 1999)	Junior - OHL (Cornwall)
71	SLEGR, Jiri	Trade with Edmonton (Aug. 1997)	Europe - Sweden (Sodertalje)
--	VAN HOOF, Jeremy	Entry Draft (1999) (3-57-2)	Junior - OHL (Ottawa)
GOALTENDERS			
NO.	NAME		
30	AUBIN, Jean-Sebastien	Entry Draft (1995) (2-76-3)	Junior - QMJHL (Moncton)
--	CARON, Sebastien	Entry Draft (1999) (3-86-3)	Junior - QMJHL (Rimouski)
--	HAMERLIK, Peter	Entry Draft (2000) (3-81-4)	Europe - Czech (Skalica)
--	HILLIER, Craig	Entry Draft (1996) (1-23-1)	Junior - OHL (Ottawa)
--	LAING, Joel	Tryout	College - ECAC (RPI)
--	NICKLIN, Brent	Tryout	College - WCHA (Minn Duluth)
--	PARENT, Rich	Free Agent (Sept. 2000)	Junior - WHL (Spokane)
--	SCALLY, Mark	Tryout	College - ACHA (Penn State)

Wilkes-Barre/Scranton Penguins (AHL)
 60 Public Square, Suite 150
 Wilkes-Barre, PA 18701
 Phone: (570) 208-7367
 Fax: (570) 208-5432
 Website: www.wbspenguins.com



PERSONNEL

Owner
 President/Governor
 General Manager/Alternate Governor
 Head Coach
 Assistant Coach
 Equipment Manager
 Athletic Trainer
 Vice President of Corporate Sales
 Vice President of Ticketing and Marketing
 Controller
 Director of Ticketing
 Director of Communications/Team Broadcaster
 Director of Media Relations
 Director of Marketing
 Director of Corporate Partnerships/Community Relations
 Staff Accountant
 Ticket Sales Representatives
 Fan Satisfaction Manager
 Administrative Assistant/Team Travel Coordinator
 Merchandising Manager
 Graduate Assistant

Mario Lemieux
 Jeff Sarrett
 Craig Patrick
 Glenn Patrick
 Mike Yeo
 Mark Dumais
 Patrick Steidle, A.T.C.
 Rich Hixon
 Brian Magness
 Greg Peterek
 Neil Bossola
 Tom Grace
 Jim Florlock
 John Patterson
 Amy Baldridge
 Paul Chleik
 Paul Shaffer, Jon Stephenson & Rob Betza
 Melissa Flowers
 Tamara Beards
 Katie Connors
 Jason Coe

2000-01 WILKES-BARRE/SCRANTON SCHEDULE

Date	Opponent	Time	Date	Opponent	Time
Thursday, October 5	vs. Philadelphia	7:35 a.m.	Saturday, January 20	at Hershey	7:00 p.m.
Friday, October 6	at Philadelphia	7:05 a.m.	Sunday, January 21	at Philadelphia	5:05 p.m.
Saturday, October 7	vs. Hershey	7:05 a.m.	Saturday, January 27	vs. Norfolk	7:05 p.m.
Friday, October 13	at St. John	6:30 a.m.	Tuesday, January 30	vs. Hartford	7:35 p.m.
Sunday, October 15	at Quebec	7:00 a.m.	Wednesday, January 31	at Albany	7:00 p.m.
Saturday, October 21	vs. Syracuse	7:05 a.m.	Friday, February 2	at Syracuse	7:30 p.m.
Sunday, October 22	vs. Albany	5:05 a.m.	Saturday, February 3	vs. Cincinnati	7:05 p.m.
Wednesday, October 25	vs. Kentucky	7:35 a.m.	(at Mellon Arena, Pittsburgh, PA)		
Friday, October 27	at Albany	7:00 a.m.	Tuesday, February 6	at St. John's	6:05 p.m.
Saturday, October 28	vs. Philadelphia	7:05 a.m.	Wednesday, February 7	at St. John's	6:05 p.m.
Friday, November 3	at Syracuse	7:30 a.m.	Friday, February 9	at Hamilton	7:30 p.m.
Saturday, November 4	vs. Rochester	7:05 a.m.	Saturday, February 10	at Albany	7:30 p.m.
Sunday, November 5	vs. Cincinnati	5:05 a.m.	Tuesday, February 13	vs. Philadelphia	7:35 p.m.
Wednesday, November 8	at Norfolk	7:05 a.m.	Friday, February 16	at Norfolk	7:30 p.m.
Saturday, November 11	vs. Albany	7:05 a.m.	Saturday, February 17	at Norfolk	7:30 p.m.
Wednesday, November 15	vs. Springfield	7:35 a.m.	Monday, February 19	vs. Syracuse	5:05 p.m.
Friday, November 17	at Rochester	7:35 a.m.	Friday, February 23	at Philadelphia	7:05 p.m.
Saturday, November 18	vs. Albany	7:05 a.m.	Saturday, February 24	vs. St. John's	7:05 p.m.
Sunday, November 19	vs. St. John's	5:05 a.m.	Sunday, February 25	at Albany	5:00 p.m.
Wednesday, November 22	vs. Norfolk	7:35 a.m.	Wednesday, February 28	vs. Syracuse	7:35 p.m.
Friday, November 24	at Syracuse	7:30 a.m.	Friday, March 2	vs. Hershey	7:35 p.m.
Saturday, November 25	vs. Syracuse	7:05 a.m.	Saturday, March 3	at Hershey	7:00 p.m.
Sunday, November 26	at Hershey	6:00 a.m.	Tuesday, March 6	vs. St. John's	7:35 p.m.
Saturday, December 2	vs. Philadelphia	7:05 a.m.	Wednesday, March 7	vs. Quebec	7:35 p.m.
Sunday, December 3	vs. Louisville	5:05 a.m.	Saturday, March 10	vs. Providence	7:05 p.m.
Thursday, December 7	at Louisville	TBA	Sunday, March 11	at Syracuse	5:00 p.m.
Friday, December 8	at Kentucky	7:30 a.m.	Tuesday, March 13	at Philadelphia	7:05 p.m.
Saturday, December 9	at Kentucky	7:30 a.m.	Friday, March 16	at Worcester	7:35 p.m.
Saturday, December 16	vs. Norfolk	7:05 a.m.	Saturday, March 17	vs. Norfolk	7:05 p.m.
Wednesday, December 20	vs. Louisville	7:35 p.m.	Sunday, March 18	vs. Hamilton	5:05 p.m.
Friday, December 22	vs. Hershey	7:35 p.m.	Wednesday, March 21	vs. Worcester	7:35 p.m.
Tuesday, December 26	vs. Hershey	7:35 p.m.	Friday, March 23	at Syracuse	7:30 p.m.
Wednesday, December 27	at Hershey	7:30 a.m.	Sunday, March 25	at Norfolk	5:00 p.m.
Friday, December 29	at Rochester	7:35 p.m.	Wednesday, March 28	vs. Kentucky	7:35 p.m.
Saturday, December 30	vs. Rochester	7:05 a.m.	Friday, March 30	at Providence	7:05 p.m.
Friday, January 5	at Philadelphia	7:05 p.m.	Saturday, March 31	vs. Hershey	7:05 p.m.
Saturday, January 6	at Hartford	7:35 a.m.	Wednesday, April 4	at Springfield	7:05 p.m.
Thursday, January 11	at Louisville	TBA	Friday, April 6	vs. Syracuse	7:35 p.m.
Friday, January 12	at Cincinnati	7:35 a.m.	Saturday, April 7	vs. Albany	7:05 p.m.
Saturday, January 13	at Cincinnati	7:35 a.m.	Sunday, April 8	at Hershey	6:00 p.m.
Friday, January 19	vs. Philadelphia	7:35 a.m.			

WILKES-BARRE/SCRANTON PENGUINS

1999-2000 WILKES-BARRE/SCRANTON SCORING

POS	NO	NAME	GP	G	A	PTS	+/-	PIM	PP	SH	GWG	GT	S	PCT
D	26	John Slaney	49	30	30	60	1	25	10	3	1	0	191	15.7
RW	25	Tom Kostopoulos	76	26	32	58	-15	121	6	2	2	2	177	14.7
LW	12	Martin Sonnenberg	62	20	33	53	F	109	3	2	2	0	229	8.7
LW	37	Greg Crozier	71	22	22	44	-22	33	10	0	1	0	206	10.7
D	22	Sven Butenschon	75	19	21	40	-16	101	5	1	0	0	161	11.8
C	21	Valentin Morozov	59	14	25	39	-21	4	6	0	1	0	100	14.0
RW	59	Robert Dome	51	12	26	38	-6	83	3	1	3	0	148	8.1
C	11	Alexei Kolkunov	75	12	25	37	-23	33	2	0	2	1	108	11.1
RW	18	Boris Protsenko	64	15	21	36	-11	41	3	0	2	0	136	11.0
LW	17	Mark Murphy	38	11	22	33	-1	35	1	0	0	0	106	10.4
RW	27	Dennis Bonvie	42	5	26	31	-10	243	0	0	1	0	80	6.3
D	5	Andrew Ference	44	8	20	28	-7	58	2	0	2	0	121	6.6
D		Pavel Skrbek	51	7	16	23	-29	50	5	0	3	0	90	7.8
C	29	Tyler Wright	25	5	15	20	-1	86	2	0	0	1	87	5.7
LW	13	Casey Harris	74	6	6	12	-11	149	0	0	0	0	85	7.0
D	9	Josef Melichar	80	3	9	12	-18	126	1	0	0	0	97	3.1
D	4	Chris Kelleher	67	0	12	12	9	40	0	0	0	0	83	0.0
C	7	Darcy Verot	23	5	5	10	-1	96	0	0	1	0	26	19.2
D	2	Jean-Paul Tessier	77	3	6	9	-3	106	0	0	0	0	45	6.7
C	32	Alexandre Mathieu	52	1	4	8	-15	18	0	0	0	0	34	11.8
D	6	Kurtis Drummond	66	3	3	6	-15	28	1	0	1	0	75	4.0
RW	23	Steve Leach	4	2	3	5	1	4	0	0	0	0	12	16.7
C		Dylan Gyori	36	2	2	4	-15	23	0	0	0	0	43	4.7
LW	8	Mike Yeo	19	1	3	4	-16	4	1	0	0	0	41	2.4
C		Mike Pomichter	16	1	2	3	-6	11	0	0	1	0	26	3.8
D		Tom O'Connor	17	0	1	1	-4	4	0	0	0	0	4	0.0
G		David Weninger	25	0	1	1	--	0	0	0	0	0	0	--
LW		Peter Vandermeer	4	0	0	0	-3	7	0	0	0	0	3	0.0
G	31	Tyler Moss	4	0	0	0	---	0	0	0	0	0	0	--
RW		Louis Bedard	5	0	0	0	-1	12	0	0	0	0	3	0.0
G		Craig Hillier	11	0	0	0	--	0	0	0	0	0	0	--
G		Jean-Sebastien Aubin	11	0	0	0	--	0	0	0	0	0	0	--
G	30	Michel Larocque	13	0	0	0	--	0	0	0	0	0	0	--
		TOTALS	17	0	0	0	--	0	0	0	0	0	0	--
G		Ryan Bach	28	0	0	0	--	20	0	0	0	0	0	--
		TOTALS	39	0	0	0	--	20	0	0	0	0	0	--
			80					14						
		WBS TOTALS	80	236	391	627		1684	61	9	23	4	2517	9.4
		OPPONENT TOTALS	80	306	513	819		1782	79	18	48	5	2618	11.7

1999-2000 WILKES-BARRE/SCRANTON GOALTENDERS

NO	GOALTENDER	GP	MP	GAA	W-L-1	GA	SA	SV%	SO	EN
30	Michel Larocque	13	726:37	2.81	5-6-1	34	348	.911	0	0
	TOTALS	17	969:24	2.60	7-7-2	42	441	.913	0	0
31	Tyler Moss	4	187:37	3.52	1-1-1	11	94	.895	0	0
	David Weninger	25	1277:29	3.57	6-9-3	76	553	.879	0	2
	Ryan Bach	28	1589:39	3.77	8-18-2	100	815	.891	0	5
	TOTALS	39	2193:08	3.64	12-22-3	133	1099	.892	0	/
	Craig Hillier	11	520:27	4.15	1-6-2	36	241	.870	0	1
	Jean-Sebastien Aubin	11	538:28	4.35	2-8-0	39	261	.870	0	2
	WBS TOTALS	80	4863:47	3.77	23-48-9	306	2312	.883	0	10
	OPPONENT TOTALS	80	4863:47	2.91	48-23-9	236	2281	.906	3	8



Jeff Barrett - President

Jeff Barrett begins his second season as president of the Wilkes-Barre/Scranton Penguins and has been overseeing the team since July, 1998. Barrett was named president of the American Hockey League franchise on May 29, 1998 by the Pittsburgh Penguins organization.

In his role as team president, Barrett is responsible for the day-to-day business operations of the franchise, including serving as a liaison between Wilkes-Barre/Scranton and their NHL and ECHL affiliates, the Pittsburgh Penguins and the Wheeling Nailers. In addition, Barrett represents the club on the AHL Board of Governors and was appointed this past summer as chairman of the League's Marketing Committee.

Before taking over the reins of the AHL Penguins, Barrett, 38, served as vice president of ticket sales for the Pittsburgh Penguins for two seasons (1996-98). Previously, he also served as vice president and general manager of the Penguins' practice facility, ICEOPIX at Southpointe in Canonsburg, PA.

He also served as general manager of the Pittsburgh Stingrays of the Continental Indoor Soccer League and the Pittsburgh Phantoms of Roller Hockey International. Before joining the Penguins' organization, Barrett worked for Olympic Arena Corporation and was director of operations for Tiger Stadium, former home of the Detroit Tigers.

He began his sports managerial career as assistant director and event coordinator of the Glens Falls Civic Center in upstate New York. Barrett's responsibilities included working closely with the arena's main tenant, the AHL's Adirondack Red Wings.

A native of Saugus, Massachusetts, Barrett received his BS in psychology from Providence College in 1984 and his master's degree in sports management from the University of Massachusetts-Amherst in 1987.

Jeff and his wife KJ have two sons, Casey and Liam.



Glenn Patrick - Head Coach

Glenn Patrick returns for his second season as head coach of the Wilkes-Barre/Scranton Penguins.

Patrick, 50, was named the first head coach in team history on June 1, 1999. With his experience as a player, assistant coach and scout, he was a natural fit to lead the Penguins.

"Glenn has been a member of the Pittsburgh Penguins' organization for more than five years and has been instrumental in the development of our younger players," said Penguins' General Manager Craig Patrick in making the announcement. "His first hand knowledge of our prospects makes him the ideal person for this position."

Prior to assuming the head coaching duties in Wilkes-Barre/Scranton, Patrick spent two seasons as an assistant coach with the Syracuse Crunch, which shared an affiliation with the NHL's Pittsburgh Penguins and Vancouver Canucks.

Patrick joined the Penguins organization in 1994 as a professional scout and served in that capacity for three seasons (1994-97).

After an eight-year career as a player, Patrick began his coaching career in 1982 with the Peoria Prancers of the International Hockey League. The Prancers compiled a record of 75-47-10-2 during the 1987-88 season. In 1991, he returned to coaching and served as an assistant coach under John Brophy with the Hampton Roads Admirals of the East Coast Hockey League for two seasons (1991-93).

Patrick began his playing career with Kansas City in the Central Hockey League in 1970. A defenceman throughout his career, he spent the next eight seasons splitting time between the CHL, AHL, WHL and NHL. He progressed through the minor leagues and reached the NHL in 1973 with the St. Louis Blues. He appeared in 38 games in the NHL during stints with the Blues (1973-74), California Seals (1974-75) and Cleveland Barons (1976-77), as well as Edmonton (1976-77) in the WHA. In three NHL seasons, he recorded five points (2+3) and 72 penalty minutes. In 1978, Patrick was a member of the U.S. National team and played at the World Championships in Czechoslovakia.

Born in New York, Patrick grew up in Massachusetts where his father, Lynn Patrick served as head coach of the Boston Bruins from 1950 to 1954 and then as general manager from 1953-1965.

Patrick lives in Wilkes-Barre with his wife, Eleanor and their two children, Curtis and Veronica.



Mike Yeo - Assistant Coach

Mike Yeo returns for his second season and first full year as an assistant coach for the Wilkes-Barre/Scranton Penguins.

Yeo, 27, was named the first assistant coach in team history on January 24, 2000 after announcing his retirement as a player.

"Mike will be a big asset to me," said Head Coach Glenn Patrick. "He has an outstanding knowledge of the game and the younger players look up to him. To me, with his leadership and experience as a player it was a natural fit."

Along with working closely with coach Patrick, Yeo's coaching responsibilities include scouting opponents, film study, working with the club's forwards and game preparation.

The native of North Bay, Ontario was signed by the Penguins as a free agent last year and recorded four points (1+3) and four penalty minutes in 19 games. Yeo battled through an injury-plagued season and missed 24 of the Penguins' first 43 games because of knee injuries.

Prior to joining the Penguins, Yeo played five seasons with the Houston Aeros of the International Hockey League. The native of Sudbury, Ontario served as the Aeros' captain during the 1998-99 season. He recorded 18 points (6+12) and 65 penalty minutes in 57 games and helped lead the club to the Turner Cup championship. Yeo recorded 127 points (55+72) and 511 penalty minutes in 317 career games for the Aeros.

He also played four seasons in junior hockey with the Sudbury Wolves of the Ontario Hockey League from 1990 to 1994. Yeo recorded 101 points (54+47) in career 191 games and helped the Wolves reach the OHL playoffs each season.

Mike and his wife, Tanya, have two children, Braedon and Kyle.

WHEELING NAILERS (ECHL)

1144 Market Street
 Suite 202
 Wheeling, WV 26003
 Phone: (304) 234-4625
 Fax: (304) 233-4846
 www.wheelingnailers.com



General Manager:
 Head Coach/Director of Hockey Operations:
 Assistant General Manager:
 Director of Communications/Media Relations:
 Director of Promotions/Community Relations:
 Director of Merchandise Sales/Office Manager:
 Equipment Manager:
 Athletic Trainer:
 Home Rink:

Fred Traynor
 Alain Lemieux
 Mark Landini
 Bill McLaughlin
 Susie Nelson
 Tonya Hunt
 Grant Van Laar
 Dave Hanna
 Wheeling Civic Center

2000-01 WHEELING NAILERS SCHEDULE

Date	Opponent	Time	Date	Opponent	Time
Thursday, October 12	at Johnstown		Sunday, January 7	vs. Dayton	6:00 p.m.
Saturday, October 14	at Dayton		Tuesday, January 9	at Dayton	
Sunday, October 15	vs. Trenton	6:00 p.m.	Friday, January 12	vs. Charlotte	7:30 p.m.
Saturday, October 21	at Johnstown		Saturday, January 13	vs. Johnstown	7:30 p.m.
Sunday, October 22	vs. Peoria	6:00 p.m.	Friday, January 19	at Toledo	
Friday, October 27	at Toledo		Saturday, January 20	at Toledo	
Saturday, October 28	vs. Greensboro	7:30 p.m.	Sunday, January 21	vs. Peoria	6:00 p.m.
Sunday, October 29	vs. Dayton	6:00 p.m.	Friday, January 26	vs. Johnstown	7:30 p.m.
Tuesday, October 31	at Greensboro		Saturday, January 27	vs. Johnstown	7:30 p.m.
Friday, November 3	at Peoria		Friday, February 2	vs. Toledo	7:30 p.m.
Saturday, November 4	at Toledo		Saturday, February 3	at Toledo	
Sunday, November 5	vs. Charlotte	6:00 p.m.	Sunday, February 4	vs. Trenton	3:00 p.m.
Saturday, November 11	vs. Richmond	7:30 p.m.	Wednesday, February 7	vs. Dayton	7:00 p.m.
Sunday, November 12	vs. Toledo	6:00 p.m.	Sunday, February 11	at Birmingham	
Thursday, November 16	at Dayton		Tuesday, February 13	at Charlotte	
Friday, November 17	at Peoria		Friday, February 16	at Richmond	
Saturday, November 18	at Peoria		Saturday, February 17	at Charlotte	
Tuesday, November 21	at Roanoke		Friday, February 23	vs. Greensboro	7:30 p.m.
Thursday, November 23	vs. Trenton	7:30 p.m.	Saturday, February 24	vs. Roanoke	7:30 p.m.
Friday, November 24	at Richmond		Sunday, February 25	at Johnstown	
Saturday, November 25	vs. Toledo	7:30 p.m.	Friday, March 2	at Peoria	
Saturday, December 2	at Dayton		Saturday, March 3	at Peoria	
Sunday, December 3	vs. Peoria	6:00 p.m.	Friday, March 9	at Johnstown	
Friday, December 8	vs. Trenton	7:30 p.m.	Saturday, March 10	at Dayton	
Sunday, December 10	vs. Toledo	6:00 p.m.	Sunday, March 11	vs. Peoria	3:00 p.m.
Tuesday, December 12	at Trenton		Tuesday, March 13	at Dayton	
Friday, December 15	vs. Johnstown	7:30 p.m.	Thursday, March 15	vs. Peoria	7:00 p.m.
Saturday, December 16	at Johnstown		Friday, March 16	vs. Richmond	7:30 p.m.
Sunday, December 17	vs. Peoria	6:00 p.m.	Saturday, March 17	at Toledo	
Friday, December 22	vs. Charlotte	7:30 p.m.	Tuesday, March 20	at Roanoke	
Saturday, December 23	at Johnstown		Friday, March 23	vs. Roanoke	7:30 p.m.
Friday, December 29	at Richmond		Saturday, March 24	vs. Richmond	7:30 p.m.
Saturday, December 30	vs. Dayton	7:30 p.m.	Wednesday, March 28	at Richmond	
Sunday, December 31	vs. Dayton	6:00 p.m.	Friday, March 30	vs. Johnstown	7:30 p.m.
Friday, January 5	vs. Toledo	7:30 p.m.	Saturday, March 31	at Roanoke	
Saturday, January 6	at Trenton		Sunday, April 1	vs. Toledo	3:00 p.m.



Photo Courtesy of Bruce Bennett Studios

1997 Art Ross Trophy

1999-2000 GAME BY GAME (FIRST HALF)

SEASON IN REVIEW

GameNum.	Date	Opponent	Score	W/L/T/R	Penguins Goalie(s)	Winning or Tying Goal	W/L-TR	PTS	GF/GA	PCT.	ATTN.
1	Oct. 1	@DAL	4-6	L	Barraso	Langenbrunner	0-1-0-0	0	4-6	.000	17,001
2	Oct. 7	@NJ	7-5	W	BarSKU	LANG (1)	1-1-0-0	2	11-11	.500	17,507
3	Oct. 8	COL	3-3*	T	Skudra	SLEGRA (T)	1-1-0-0	3	14-14	.500	17,145#
4	Oct. 14	@NYR	5-2	W	Skudra	LANG (2)	2-1-1-0	5	19-16	.625	18,200
5	Oct. 16	CHI	3-3*	T	SKU/Aub	JAGR (T)	2-1-0-0	6	22-19	.600	13,985
6	Oct. 23	CAR	2-3	L	Skudra	Battaglia	2-2-0-0	6	24-22	.500	15,711
7	Oct. 27	@ANA	1-2*	R	Aubin	Melnie	2-3-2-1	7	25-24	.500	13,683
8	Oct. 28	@LA	3-5	L	AubSKU	Murray	2-1-2-1	7	28-29	.438	14,779
9	Oct. 30	@SJ	1-1*	T	Skudra	LANG (1)	2-4-3-1	8	29-30	.444	17,483
10	Nov. 7	IA	4-5	L	Skudra	Palfy	2-5-3-1	8	33-35	.400	14,272
11	Nov. 4	@OTT	1-2	L	Skudra	Bonk	2-6-3-1	8	34-37	.363	16,279
12	Nov. 6	TB	4-7	L	Aubin	Lecavalier	2-7-3-1	8	38-44	.333	13,698
13	Nov. 10	MTL	5-4	W	Aubin	JAGR (1)	3-7-3-1	10	43-48	.385	12,165
14	Nov. 12	@DET	2-3*	R	Aubin	Fedorov	3-8-3-2	11	45-51	.393	19,983
15	Nov. 13	NSH	6-2	W	Aubin	LANG (3)	4-8-3-2	13	51-53	.433	14,602
16	Nov. 16	BUF	3-2	W	Aubin	BARNABY (1)	5-8-3-2	13	54-55	.468	13,553
17	Nov. 18	@TB	1-2	L	Aubin	Kutina	5-9-3-2	15	55-57	.441	15,756
18	Nov. 20	@FLA	1-2*	R	Aubin	Wilson	5-10-3-3	16	56-59	.444	16,349
19	Nov. 23	TOR	3-1	W	AubSKU	FERENCE (1)	6-10-3-3	18	59-60	.486	13,216
20	Nov. 26	OTT	5-0	W	Barraso	JAGR (2)	7-10-3-3	20	64-60	.500	17,115#
21	Nov. 27	@CAR	3-5	L	SKU/Bar	Kapanen	7-11-3-3	20	67-65	.476	14,268
22	Nov. 30	@BUF	4-1	W	Barraso	TITOV (1)	8-11-3-3	22	71-66	.500	17,933
23	Dec. 2	W	2-5	L	Barraso	Stuart	8-12-3-3	22	73-71	.478	11,485
24	Dec. 4	@TOR	2-3*	R	Barraso	Suncin	8-13-3-4	23	75-74	.479	19,238
25	Dec. 7	@NJ	1-2	L	Aubin	McKay	8-14-3-4	23	76-76	.460	13,117
26	Dec. 9	WSH	3-0	W	Aubin	WERENKA (1)	9-14-3-4	25	79-76	.481	13,219
27	Dec. 11	PHX	4-2	W	Aubin	MILLER (1)	10-14-3-4	27	83-78	.500	15,556
28	Dec. 14	DOS	4-2	W	Aubin	BARNABY (2)	11-14-3-4	29	87-80	.517	13,221
29	Dec. 15	@CAR	6-3	W	Barraso	JAGR (3)	12-14-3-4	31	93-83	.534	11,387
30	Dec. 18	FLA	2-5	L	BarSKU	Bure	12-15-3-4	31	95-88	.516	15,498
31	Dec. 20	@MTL	1-5	L	AubSKU	Poulin	12-16-3-4	31	96-93	.500	19,671
32	Dec. 21	@NYI	4-0	W	Skudra	TITOV (2)	13-16-3-4	33	100-93	.515	8,411
33	Dec. 23	TB	4-3	W	Skudra	KASPARAKIS (1)	14-16-3-4	35	104-96	.530	16,043
34	Dec. 26	@CHI	4-2	W	SKU/AUB	WRIGHT (1)	15-16-3-4	37	108-98	.544	19,967
35	Dec. 29	@WSH	2-3*	R	Aubin	Gans	15-17-3-5	38	110-101	.542	17,530
36	Dec. 30	NY	9-3	W	Aubin	KOVALEV (1)	16-17-3-5	40	119-104	.555	17,073#
37	Jan. 2	DET	4-3	W	Aubin	HRDINA (1)	17-17-3-5	42	123-107	.567	17,016#
38	Jan. 5	NJ	1-3	L	Aubin	McKay	17-18-3-5	42	124-110	.552	16,699
39	Jan. 7	TOR	5-2	W	Aubin	ROSSIVAL (1)	18-18-3-5	44	129-112	.564	17,125#
40	Jan. 8	@PHI	2-6	L	Aubin	Langkow	18-19-3-5	44	131-118	.550	19,713
41	Jan. 12	@PHX	1-3	L	Aubin	Lefkowsky	18-20-3-5	44	132-121	.536	15,293

* = Overtime Game
= Sellout

1999-2000 GAME BY GAME (SECOND HALF)

GameNum.	Date	Opponent	Score	W/L/T/R	Penguins Goalie(s)	Winning or Tying Goal	WL-TR	PTS	GFGA	PCT.	ATTN.
42	Jan. 13	@COL	3-4	L	Barrasso	Robson	18-21-3-5	44	135-125	.523	18,007
43	Jan. 15	@NSH	2-4	L	Barrasso	Kjelberg	18-22-3-5	41	137-129	.512	17,113
44	Jan. 19	STL	3-1	W	Barrasso	TITOV (3)	19-22-3-5	46	140-130	.523	15,013
45	Jan. 22	@MTL	2-1	L	Barrasso	Zubrus	19-23-3-5	46	142-134	.511	20,815
46	Jan. 23	PHI	4-4*	T	Barrasso	LeClair (1)	19-23-4-5	47	146-139	.510	16,958#
47	Jan. 25	NYR	3-4	L	Barrasso	Kruebe	19-24-4-5	47	149-142	.500	14,473
48	Jan. 27	ATL	4-1	W	Aubin	BROWN (1)	20-24-4-5	49	153-143	.510	13,160
49	Jan. 29	ANA	1-7	L	ALB/Sku	Aato	20-25-4-5	49	154-150	.500	17,124#
50	Jan. 31	@ATL	2-1*	W	Barrasso	LANG (4)	21-25-4-5	51	156-151	.510	16,836
51	Feb. 1	WSH	3-2	W	Aubin	STRAKA (1)	22-25-4-5	53	159-153	.519	13,823
52	Feb. 3	NYI	4-2	W	Aubin	BARNABY (3)	23-25-4-5	55	163-155	.529	14,782
53	Feb. 9	ATL	5-2	W	Barr/AUB	BROWN (2)	24-25-4-5	57	168-157	.538	13,744
54	Feb. 11	EDM	3-2*	T	Aub/BAR	Hannik (1)	24-25-5-5	58	170-159	.537	16,732
55	Feb. 12	@NY	1-5	L	Aubin	Czorkowski	24-26-5-5	58	171-164	.527	11,229
56	Feb. 14	VAN	3-0	W	Aubin	LANG (5)	25-26-5-5	60	174-164	.535	16,613
57	Feb. 16	BUF	1-1*	T	Aubin	KOVALEV (1)	25-26-6-5	61	175-165	.535	15,728
58	Feb. 19	FLA	2-1	W	Aubin	STRAKA (2)	26-26-6-5	63	177-166	.543	19,250
59	Feb. 21	@TB	1-2	L	Aubin	Kubina	26-27-6-5	63	178-168	.534	16,081
60	Feb. 22	@NYR	3-4	L	Aubin	Leetch	26-28-6-5	63	181-172	.525	18,200
61	Feb. 24	@PHI	3-4*	R	Aubin	Richardson	26-29-6-6	64	184-176	.524	19,755
62	Feb. 26	BOS	2-2*	T	Aubin	Minn (1)	26-29-7-6	65	186-178	.524	17,388#
63	Feb. 28	OTT	1-1*	T	Aubin	Dadell (1)	26-29-8-6	66	187-179	.523	6,081
64	Mar. 1	COY	2-8	L	ALB/Sku	St.Louis	26-30-8-6	66	189-187	.515	12,868
65	Mar. 4	@EDM	3-2	W	Aubin	SLEGR (1)	27-30-8-6	68	192-189	.523	17,000
66	Mar. 8	MTL	0-3	L	Aubin	Linden	27-31-8-6	68	192-192	.515	15,716
67	Mar. 9	@OTT	0-7	L	ALB/Sku	Selo	27-32-8-6	68	192-199	.507	16,737
68	Mar. 11	NYR	3-1	W	Aubin	BROWN (3)	28-32-8-6	70	195-200	.514	17,144#
69	Mar. 13	NJ	2-3	L	Aubin	Holik	28-33-8-6	70	197-203	.507	16,313
70	Mar. 16	FLA	4-2	W	Aubin	BOUGHNER (1)	29-33-8-6	72	201-205	.514	16,958#
71	Mar. 18	@BOS	2-3	L	Tugnutt	McLaren	29-34-8-6	72	203-208	.507	17,565
72	Mar. 19	NYR	5-4	W	Aubin	SLEGR (2)	30-34-8-6	74	208-212	.514	16,067
73	Mar. 21	@NYI	8-2	W	Aubin	LEACH (1)	31-34-8-6	76	216-214	.520	7,397
74	Mar. 24	@ATL	5-3	W	Aubin	KOVALEV (2)	32-34-8-6	78	221-217	.527	18,727
75	Mar. 26	@PHI	1-3	L	Aubin	Prisneau	32-35-8-6	78	222-220	.520	19,716
76	Mar. 28	NJ	3-2	W	Tugnutt	KOVALEV (3)	33-35-8-6	80	225-222	.526	17,130#
77	Mar. 30	@WSH	4-3*	W	Tugnutt	JONSSON (1)	34-35-8-6	82	225-225	.532	18,672
78	Apr. 1	PHI	2-3	L	TUG/Aub	LeClair	34-36-8-6	82	231-228	.525	17,148#
79	Apr. 3	CAR	3-2	W	AUB/Tag	KOVALEV (4)	35-36-8-6	84	234-230	.532	16,958#
80	Apr. 5	OTT	4-2	W	Tugnutt	JAGR (4)	36-36-8-6	86	238-232	.537	19,210
81	Apr. 7	@BUF	2-1*	W	Tugnutt	JAGR (5)	37-36-8-6	88	240-233	.543	18,690
82	Apr. 9	@BOS	1-3	L	Skuira	Laaksonen	37-37-8-6	88	241-236	.536	17,565

1999-2000 GAME BY GAME (HOME)

SEASON IN REVIEW

GameNum.	Date	Opponent	Score	W/L/T/R	Penguins Goalie(s)	Winning Goal	W-L-T-R	PTS	GF/GA	PCT.	ATTN.
1	Oct. 8	COL	3-3*	T	Skudra	SLEGR	0-0-1-0	1	3-3	500	17,145#
2	Oct. 16	CHI	3-3*	T	SKU/Aub	JAGR	0-0-2-0	2	6-6	500	13,985
3	Oct. 23	CAR	2-3	L	Skudra	Battaglia	0-1-0-0	2	8-9	333	15,711
4	Nov. 2	LA	4-5	L	Skudra	Palfy	0-2-2-0	2	12-14	250	14,277
5	Nov. 6	TB	4-7	L	Aubin	Lecuyer	0-3-2-0	2	16-21	200	13,698
6	Nov. 10	MIL	5-4	W	Aubin	JAGR	1-3-2-0	4	21-25	333	12,165
7	Nov. 13	NSH	6-2	W	Aubin	LANG	2-3-2-0	6	27-27	428	14,602
8	Nov. 16	BUF	3-2	W	Aubin	BARNABY	3-3-2-0	8	30-29	500	13,553
9	Nov. 23	TOR	3-1	W	AUB/SKU	FERENCE	4-3-2-0	10	33-30	555	13,216
10	Nov. 26	OTT	5-0	W	Barrasso	JAGR	5-3-2-0	12	38-30	600	17,115#
11	Dec. 2	9	2-5	L	Barrasso	Stuart	5-4-2-0	12	40-35	545	11,485
12	Dec. 9	WSH	3-0	W	Aubin	WENENKA	6-4-2-0	14	43-45	583	13,219
13	Dec. 11	PHX	4-2	W	Aubin	MILLER	7-4-2-0	16	47-37	615	15,556
14	Dec. 14	BOS	4-2	W	Aubin	BARNABY	8-4-2-0	18	51-39	642	13,221
15	Dec. 18	FLA	2-5	L	Barr/SKU	Bure	8-5-2-0	18	53-44	600	15,498
16	Dec. 23	TB	4-3	W	Skudra	KASPARIKIS	9-5-2-0	20	57-47	625	16,043
17	Dec. 30	NHL	9-3	W	Aubin	KOVALEV	10-5-2-0	22	66-50	647	17,073#
18	Jan. 2	DET	4-3	W	Aubin	HEJLINA	11-5-2-0	24	70-53	667	17,016#
19	Jan. 5	NJ	1-3	L	Aubin	McKay	11-6-2-0	24	71-56	632	16,699
20	Jan. 7	TOR	5-2	W	Aubin	ROZSMAL	12-6-2-0	26	76-58	650	17,125#
21	Jan. 19	STL	3-1	W	Barrasso	TITOV	13-6-2-0	28	79-58	667	15,013
22	Jan. 23	PHI	4-4*	T	Barrasso	LeGar	13-6-3-0	29	83-63	659	16,958#
23	Jan. 25	NYR	3-4	L	Barrasso	Knuble	13-7-3-0	29	86-67	630	14,472
24	Jan. 27	ATL	4-1	W	Aubin	BROWN	14-7-3-0	31	90-68	646	13,160
25	Jan. 29	ANA	1-7	L	AUB/SKU	Aalto	14-8-3-0	31	91-75	620	17,124#
26	Feb. 1	WSH	3-2	W	Aubin	STRAKA	15-8-3-0	33	94-77	635	13,823
27	Feb. 3	NYI	4-2	W	Aubin	BARNABY	16-8-3-0	35	98-79	648	14,782
28	Feb. 9	ATL	5-2	W	Barr/AUB	BROWN	17-8-3-0	37	103-81	661	13,744
29	Feb. 11	EDM	2-2*	T	AUB/BAR	Harnik	17-9-4-0	38	105-83	655	16,732
30	Feb. 14	VAN	3-0	W	Aubr	LANG	18-8-4-0	40	108-83	667	16,613
31	Feb. 16	BUF	1-4*	T	Aubin	KOVALEV	18-8-5-0	41	109-84	661	15,728
32	Feb. 26	BOS	2-2*	T	Aubin	Mann	18-8-6-0	42	111-86	656	17,138#
33	Feb. 28	OTT	1-1*	T	Aubin	Dardai	18-9-7-0	43	112-87	651	16,081
34	Mar. 8	MTL	0-3	L	Aubin	Linder	18-9-7-0	43	112-90	632	15,716
35	Mar. 11	NOR	3-1	W	Aubin	Hosk	19-9-7-0	45	115-91	643	17,144#
36	Mar. 13	NJ	2-3	L	Aubin	BROWN	19-10-7-0	45	117-94	625	16,313
37	Mar. 16	FLA	4-2	W	Aubin	BOUGHNER	20-10-7-0	47	121-96	635	16,958#
38	Mar. 19	NYR	5-4	W	Aubin	SLEGR	21-10-7-0	49	126-100	645	16,067
39	Mar. 28	NJ	3-2	W	Tugnutt	KOVALEV	22-10-7-0	51	129-102	654	17,130#
40	Apr. 1	PHI	2-3	L	TUG/Aub	LeGar	22-11-7-0	51	131-105	638	17,148#
41	Apr. 3	CAR	3-2	W	AUB/Tug	KOVALEV	23-11-7-0	53	134-107	646	16,958#

* = Overtime Game
= Sellout

1999-2000 GAME BY GAME (ROAD)

GameNum.	Date	Opponent	Score	W/L/T/R	Penguins Goalie(s)	Winning or Tying Goal	WL-TR	PTS	GF/GA	PCT.	ATTN.
1	Oct 1	@DAL	4-6	L	Barraso	Largenbrotnner	0-1-0-0	0	4-6	.000	17,001
2	Oct 7	@NJ	7-5	W	Barr/SKU	LANG	1-1-0-0	2	11-11	.500	17,507
3	Oct 14	@NYR	5-2	W	Skudra	LANG	2-1-0-0	4	16-13	.667	18,200
4	Oct 27	@ANA	1-2*	R	Aubin	Miknis	2-2-0-1	5	17-15	.625	13,683
5	Oct 28	@LA	3-5	L	AUB/SKU	Murray	2-3-0-1	5	20-20	.500	14,779
6	Oct 30	@S	1-1*	T	Skudra	LANG	2-3--1-6	6	21-21	.500	17,483
7	Nov 4	@CIT	1-2	L	Skudra	Bonk	2-4-1-1	6	22-23	.428	16,279
8	Nov 12	@DET	2-3*	R	Aubin	Fedorov	2-5-1-2	7	24-26	.437	9,983
9	Nov 18	@TB	1-2	L	Aubin	Kubina	2-6-1-2	7	25-28	.389	15,756
0	Nov 20	@FLA	1-2*	R	Aubin	Wilson	2-7-1-3	8	26-30	.400	16,349
11	Nov 27	@CAR	3-5	L	SKU/Bar	Kapanen	2-8-1-3	8	29-35	.363	14,268
12	Nov 30	@BUF	4-1	W	Barraso	TIIGV	3-8-1-3	10	33-36	.416	17,933
13	Dec 4	@TOR	2-3*	R	Barraso	Sundin	3-9-1-4	11	35-39	.423	19,238
14	Dec 7	@NJ	1-2	L	Aubin	McKay	3-10-1-4	11	36-41	.393	13,117
15	Dec 15	@CAR	6-3	W	Barraso	JAGR	4-10-1-4	13	42-44	.433	11,387
16	Dec 20	@MTL	1-5	L	AUB/Sku	Poulin	4-11-1-4	13	43-49	.406	19,671
17	Dec 21	@NYI	4-0	W	Skudra	TROV	5-11-1-4	15	47-49	.441	8,411
18	Dec 26	@CHI	4-2	W	Sau/AUB	WRIGGHT	6-11-1-4	17	51-51	.472	19,967
19	Dec 29	@WSH	2-3*	R	Aubin	Oates	6-12-1-3	18	53-54	.474	17,530
20	Jan 8	@PHI	2-6	L	Aubin	Langkow	6-13-1-5	18	55-60	.450	19,713
21	Jan 12	@PHX	1-3	L	Aubin	Latoski	6-14-1-5	18	56-63	.428	15,293
22	Jan 13	@COL	3-1	L	Barraso	Roleton	6-15-1-5	18	59-67	.409	8,007
23	Jan 15	@NSH	2-4	L	Barraso	Kjelberg	6-16-1-5	18	61-71	.391	17,113
24	Jan 22	@MTL	7-4	L	Barraso	Zubrus	6-17-1-5	18	63-75	.375	20,815
25	Jan 31	@ATL	2-1*	W	Barraso	LANG	7-17-1-5	20	65-76	.400	16,836
26	Feb 12	@NYR	1-5	L	Aubin	Czerkawski	7-18-1-5	20	66-81	.385	11,229
27	Feb 19	@FLA	2-1	W	Aubin	STRAKA	8-18-1-5	22	68-82	.407*	19,250
28	Feb 21	@TB	1-2	L	Aubin	Kubina	8-19-1-5	22	69-84	.393	16,081
29	Feb 22	@NYR	3-4	L	Aubin	Leetch	8-20-1-5	22	72-88	.379	18,200
30	Feb 24	@PHI	3-1*	R	Aubin	Richardson	8-21-1-6	23	75-92	.383	19,756
31	Mar 1	@CGY	2-8	L	AUB/Sku	St.Louis	8-22-1-6	23	77-100	.371	12,868
32	Mar 4	@EDM	3-2	W	Aubin	SLEGR	9-22-1-6	25	80-102	.390*	17,000
33	Mar 9	@OTT	0-7	L	AUB/Sku	Sabo	9-23-1-6	25	80-109	.379	16,737
34	Mar 18	@BOS	2-3	L	Tugnutt	McLaren	9-24-1-6	25	82-112	.367	17,565
35	Mar 21	@MTL	8-2	W	Aubin	LEACH	10-24-1-6	27	90-114	.385	7,397
36	Mar 24	@ATL	5-3	W	Aubin	KOWALEV	11-24-1-6	29	95-117	.403	18,727
37	Mar 26	@PHI	1-3	L	Aubin	Pomesau	11-25-1-6	29	96-120	.381	19,716
38	Mar 30	@WSH	4-3*	W	Tugnutt	JONSSON	12-25-1-6	31	100-123	.407	18,672
39	Apr 5	@TOR	4-2	W	Tugnutt	JAGR	13-25-1-6	33	104-125	.423	19,210
40	Apr 7	@BUF	2-1*	W	Tugnutt	JAGR	14-25-1-6	35	106-126	.437	8,690
41	Apr 9	@BOS	1-3	L	Skudra	Laaksonen	14-26-1-6	35	107-129	.427	17,565

1999-2000 STATISTICS

POS	NO.	NAME	GP	G	A	PTS	+/-	PIM	PP	SH	GWG	GT	S	PCT
RW	68	Jaromir Jagr	63	42	54	96	25	50	10	0	5	1	290	14.5
C	27	Alexei Kovalev	82	26	40	66	-3	94	9	2	4	1	254	10.2
C	20	Robert Lang	78	23	42	65	-9	14	13	0	5	1	142	16.2
C	82	Martin Straka	71	20	39	59	24	26	3	1	2	0	146	13.7
C	38	Jan Hrdina	70	13	33	46	13	43	3	0	1	0	84	15.5
RW	95	Aleksey Morozov	68	12	19	31	12	14	0	1	0	0	101	11.9
D	71	Jiri Slegr	74	11	20	31	20	82	0	0	2	1	144	7.6
RW	14	Pat Falloon	30	4	9	13	-2	10	0	0	0	0	41	9.8
		- EDM	33	5	13	18	6	4	1	0	0	0	51	9.8
		TOTAL	63	9	22	31	4	14	1	0	0	0	92	9.8
LW	18	Josef Beranek	13	4	4	8	-6	18	1	0	0	0	32	12.5
		- EDM	58	9	8	17	-6	39	3	0	1	0	107	8.4
		TOTAL	71	13	12	25	-12	57	4	0	1	0	139	9.4
RW	36	Matthew Barnaby	64	12	12	24	3	197	0	0	3	0	80	15.0
RW	44	Rob Brown	50	10	13	23	-13	10	4	0	3	0	73	13.7
C	29	Tyler Wright	50	12	10	22	4	45	0	0	1	0	68	17.6
D	28	Michal Rozsival	75	4	17	21	11	48	1	0	1	0	73	5.5
D	5	Janne Laukkanen	11	1	7	8	3	12	1	0	0	0	19	5.3
		- PIT	60	1	11	12	14	55	0	0	0	0	62	1.6
		- OTT	71	2	18	20	17	67	1	0	0	0	81	2.5
		TOTAL	71	2	18	20	17	67	1	0	0	0	81	2.5
LW	9	Rene Corbet	4	1	0	1	-4	0	1	0	0	0	9	11.1
		- PIT	4	1	0	1	-4	0	1	0	0	0	9	11.1
		- CGY	48	4	10	14	-7	60	0	0	0	0	100	4.0
		TOTAL	52	5	10	15	-11	60	1	0	0	0	109	4.6
D	11	Danius Kasparaitis	73	3	12	15	-12	146	1	0	1	0	76	3.9
D	8	Hans Jonsson	68	3	11	14	-5	12	0	1	1	0	49	6.1
D	24	Ian Moran	73	4	8	12	-10	28	0	0	0	0	58	6.9
D	6	Bob Boughner	11	1	0	1	2	69	1	0	1	0	8	12.5
		- PIT	62	2	4	6	-13	97	0	0	9	0	32	6.3
		- NSH	73	3	4	7	-11	166	0	0	1	0	40	7.5
		TOTAL	73	3	4	7	-11	166	0	0	1	0	40	7.5
C	59	Robert Dome	22	2	5	7	1	0	0	0	0	0	27	7.4
D	7	Andrew Ference	30	2	4	6	-3	20	0	0	1	0	26	7.7
RW	17	Tom Chorske	33	1	5	6	-2	2	0	0	0	0	14	7.1
D	34	Peter Popovic	54	1	5	6	-8	30	1	0	0	0	23	4.3
RW	23	Steve Leach	56	2	3	5	-11	24	1	0	1	0	41	4.9
D	32	John Slaney	29	1	4	5	-10	10	0	0	0	0	27	3.7
LW	12	Martin Sonnenberg	14	1	2	3	0	0	0	0	0	0	19	5.3
D	3	Dan Trebil	3	1	0	1	2	0	0	0	0	0	2	50.0
G	30	Jean-Sebastien Aubin	51	0	1	1	0	2	0	0	0	0	0	--
D	22	Sven Butenschon	3	0	0	0	3	0	0	0	0	0	2	0.0
G	1	Peter Skudra	20	0	0	0	0	0	0	0	0	0	0	--
RW	16	Dennis Bonvie	28	0	0	0	-2	80	0	0	0	0	6	0.0
G	31	Ron Tugnutt	7	0	0	0	0	0	0	0	0	0	0	--
		- PIT	7	0	0	0	0	0	0	0	0	0	0	--
		- OTT	44	0	0	0	0	0	0	0	0	0	0	--
		TOTAL	51	0	0	0	0	0	0	0	0	0	0	--
TOTALS			82	241	427	668	1221	+40	54	7	37	4	2137	11.3
OPPONENT TOTALS			82	236	397	633	1193	-59	56	11	37	4	2356	10.0

NO.	GOALENDER	GP	MP	GAA	W-L-T	GA	SA	SV%	SO	EN
31	Ron Tugnutt	7	374	2.41	4-2-0	15	1997	.924	0	0
30	Jean-Sebastien Aubin	51	2789	2.58	23-21-3	120	1392	.914	2	3
1	Peter Skudra	20	922	3.12	5-7-3	48	374	.872	1	2
35	Tom Barrasso	18	870	3.17	5-7-2	46	386	.881	1	2
TOTALS		82	4984	2.84	37-37-8	236	2356	.900	4	7
OPPONENT TOTALS		82	4984	2.84	37-37-8	241	2137	.887	2	5

1999-2000 FAST FACTS

RECORD IN 10-GAME SEGMENTS

GAMES	RECORD	PTS	GF	GA
1-10	2-5-3-1	8	33	35
11-20	5-5-0-2	12	31	25
21-30	5-5-0-1	11	31	28
31-40	6-4-0-1	13	36	30
41-50	3-6-1-0	7	25	33
51-60	5-3-2-0	12	25	21
61-70	3-5-2-1	9	20	33
71-80	7-3-0-0	14	37	27
81-82	1-1-0-0	2	3	4

RECORD BY DIVISIONS

	W	L	T	R	PTS	PCT
ATLANTIC	9	10	1	1	20	.500
NORTHEAST	9	8	3	1	22	.550
SOUTHEAST	12	8	0	2	26	.650
CENTRAL	4	2	1	1	10	.714
NORTHWEST	2	2	2	0	6	.500
PACIFIC	1	7	1	1	4	.222

RECORD BY MONTHS

October	2-4-3-1	January	5-8-1-0
November	6-7-0-2	February	5-4-4-1
December	8-6-0-2	March	8-6-0-0
		April	3-2-0-0

Record After A Win	16-17-4-2
Record After A Loss (or RT)	19-14-3-4
Record After A Tie	2-5-1-0
Record Having A Two Goal Lead	30-3-2
Record When Behind By Two Goals	3-26-1
First Half Record	18-20-3-5
Second Half Record	19-17-5-1
Home Record	23-11-7-0
First Half	12-6-2-0
Second Half	11-5-5-0
Road Record	14-26-1-6
First Half	6-14-1-5
Second Half	8-12-0-1

LEAGUE RANKINGS

	No.	Rank
Goal Scoring	241	9th
Goals Allowed	236	19th
Power Play Proficiency	15.6	20th
Penalty Killing Efficiency	82.6	19th
Power Play Goals Scored	54	T-14th
Power Play Goals Allowed	56	18th
Points	88	T-13th
Wins	37	T-13th
Losses	37	T-17th
Home Wins	23	10th
Road Wins	14	T-17th
Penalty Minutes	1221	17th
Short-Handed Goals Scored	7	T-16th
Short-Handed Goals Allowed	11	T-24th
Hat Tricks	3	T-6th

1999-2000 TRANSACTIONS

September 2	Signed forwards Tom Chorske, Greg Crozier and Dylan Gyori
September 3	Re-signed center Tyler Wright
September 5	Re-signed center Kip Miller
September 6	Re-signed center Jan Irdina
September 17	Assigned goaltenders Craig Hillier and Scott Myers, defenseman Craig Anderson, Don Coyne, Kurtis Drummond, Chris Kelleher, Josef Melichar, Tom O'Connor, Pavel Skrbek and Jean-Paul Tossier; and forwards Ed Bursch, Greg Crozier, Dylan Gyori, Casey Harris, Alexei Kolkunov, Tom Kostopoulos and Valentin Morozov to Wilkes-Barre/Scranton (AHL); assigned goaltender Sebastien Caron to Rimouski (QMJHL), defenseman Darcy Robinson and forward David Cameron to Saskatoon (WHL), defenseman Jeremy Van Horst to Orléans (OHL), forward Jan Fadrny to Brandon (WHL), forward Alain O'Donnell to Montreal (QMJHL) and forward Joel Scherban to London (OHL); released defenseman Harbin Pratt and forwards Joe Blaznek, Kevin Brown, Eric Lecompte, Mike Pietrangelo and Mike Prokopcc.
September 20	Signed free agent right wing Dennis Bonvie
September 22	Released left wing Rob Errey and defenseman David Wilkie; assigned left wing Martin Sonnenberg to Wilkes-Barre/Scranton (AHL).
September 28	Assigned goaltender Jean-Sebastien Aubin to Wilkes-Barre/Scranton (AHL) and forward Milan Kraft to Prince Albert (WHL); released forwards Sandy Moyer and Gary Studnick.
September 29	Assigned defenseman Sven Butenschon to Wilkes-Barre/Scranton (AHL); re-signed defenseman Darius Kasparaitis.
September 30	Acquired defenseman Peter Popovic from the New York Rangers in exchange for defenseman Kevin Hatcher; signed defenseman John Slaney; assigned center Tyler Wright to Wilkes-Barre/Scranton.
October 4	Assigned center/left wing Robert Dome to Wilkes-Barre/Scranton (AHL).
October 8	Recalled goaltender Jean-Sebastien Aubin from Wilkes-Barre/Scranton (AHL).
October 9	Assigned goaltender Jean-Sebastien Aubin to Wilkes-Barre/Scranton (AHL).
October 11	Recalled goaltender Jean-Sebastien Aubin from Wilkes-Barre/Scranton (AHL).
October 19	Signed forward Steve Leach
October 23	Recalled forwards Tyler Wright and Robert Dome from Wilkes-Barre/Scranton (AHL).
October 24	Assigned forwards Tyler Wright and Robert Dome to Wilkes-Barre/Scranton (AHL).
October 26	Recalled center/left wing Robert Dome from Wilkes-Barre/Scranton (AHL).
November 1	Assigned defenseman John Slaney to Wilkes-Barre/Scranton (AHL).
November 2	Recalled left wing Martin Sonnenberg from Wilkes-Barre/Scranton (AHL).
November 5	Assigned left wing Martin Sonnenberg to Wilkes-Barre/Scranton (AHL).
November 10	Recalled goaltender Craig Hillier from Wilkes-Barre/Scranton (AHL).
November 13	Recalled left wing Martin Sonnenberg from Wilkes-Barre/Scranton (AHL).
November 15	Assigned goaltender Craig Hillier and left wing Martin Sonnenberg to Wilkes-Barre/Scranton (AHL).
November 24	Assigned center/left wing Robert Dome to Wilkes-Barre/Scranton (AHL).
November 30	Assigned goaltender Jean-Sebastien Aubin to Wilkes-Barre/Scranton (AHL).
December 1	Assigned goaltender Craig Hillier from Wilkes-Barre/Scranton (AHL) to Johnstown (ECHL).
December 1	Recalled goaltender Jean-Sebastien Aubin from Wilkes-Barre/Scranton (AHL); assigned goaltender Craig Hillier from Johnstown (ECHL) to Wilkes-Barre/Scranton (AHL).
December 15	Assigned goaltender Jean-Sebastien Aubin to Wilkes-Barre/Scranton (AHL).
December 18	Recalled center Tyler Wright from Wilkes-Barre/Scranton (AHL).
December 19	Recalled goaltender Jean-Sebastien Aubin and forwards Robert Dome and Martin Sonnenberg from Wilkes-Barre/Scranton (AHL).
December 26	Recalled right wing Dennis Bonvie from Wilkes-Barre/Scranton (AHL).
December 29	Recalled goaltender Craig Hillier from Wilkes-Barre/Scranton (AHL).
January 2	Assigned forwards Martin Sonnenberg and Robert Dome and goaltender Craig Hillier to Wilkes-Barre/Scranton (AHL).
January 7	Assigned defenseman Andrew Ference to Wilkes-Barre/Scranton (AHL); recalled defenseman Sven Butenschon from Wilkes-Barre/Scranton (AHL).
January 9	Assigned defenseman Sven Butenschon to Wilkes-Barre/Scranton (AHL).
January 18	Assigned goaltender Jean-Sebastien Aubin to Wilkes-Barre/Scranton (AHL).
January 27	Recalled goaltender Jean-Sebastien Aubin and defenseman John Slaney from Wilkes-Barre/Scranton (AHL); assigned right wing Steve Leach to Wilkes-Barre/Scranton (AHL).
January 29	Traded center Kip Miller to the Mighty Ducks of Anaheim for future considerations.
February 3	Recalled defenseman Sven Butenschon from Wilkes-Barre/Scranton (AHL).
February 4	Assigned defenseman John Slaney and Sven Butenschon and goaltender Jean-Sebastien Aubin to Wilkes-Barre/Scranton (AHL); claimed right wing Pat Falloon off of waivers from the Edmonton Oilers.
February 7	Recalled defenseman John Slaney and goaltender Jean-Sebastien Aubin from Wilkes-Barre/Scranton (AHL).
February 9	Recalled defenseman Sven Butenschon from Wilkes-Barre/Scranton (AHL).
February 14	Recalled forwards Steve Leach and Martin Sonnenberg from Wilkes-Barre/Scranton (AHL); assigned defenseman Sven Butenschon and John Slaney to Wilkes-Barre/Scranton (AHL).
February 15	Recalled defenseman John Slaney from Wilkes-Barre/Scranton (AHL); assigned left wing Martin Sonnenberg to Wilkes-Barre/Scranton (AHL).
February 22	Recalled center/left wing Robert Dome from Wilkes-Barre/Scranton (AHL).
February 25	Assigned center/left wing Robert Dome to Wilkes-Barre/Scranton (AHL).
February 28	Recalled left wing Martin Sonnenberg from Wilkes-Barre/Scranton (AHL).
March 9	Recalled center/left wing Robert Dome from Wilkes-Barre/Scranton (AHL).
March 13	Acquired defenseman Bob Boughner from the Nashville Predators for defenseman Pavel Skrbek.
March 14	Acquired goaltender Ron Tugnutt and defenseman Janne Laukkanen from the Ottawa Senators for goaltender Tom Barasso; acquired left wing Rene Corbet and goaltender Tyler Moss from the Calgary Flames for defenseman Brad Werenka; acquired left wing Josef Beranek from the Edmonton Oilers for center German Titov; acquired defenseman Dan Trebil from the Mighty Ducks of Anaheim for the Penguins fifth round pick in the 2000 NHL Entry Draft; assigned goaltender Tyler Moss, defenseman John Slaney and forwards Dennis Bonvie, Robert Dome and Martin Sonnenberg to Wilkes-Barre/Scranton (AHL).
April 10	Recalled forwards Dennis Bonvie, Robert Dome, Tom Kostopoulos and Martin Sonnenberg, defenseman Sven Butenschon, Andrew Ference, Josef Melichar and John Slaney and goaltender Craig Hillier from Wilkes-Barre/Scranton (AHL).
April 17	Signed forward Eric Meloche.

1999-2000 SEASON HIGHLIGHTS

- * Jaromir Jagr opened the NHL season by posting a 15-game point streak from Oct. 1-Nov. 13 (14-19-33). The 15-game streak also eclipsed Jagr's previous best of 13-games.
- * Jaromir Jagr set an NHL record by posting a point on 15 consecutive Penguins goals from Oct. 16-Nov. 4 (7-8-15).
- * Aleksey Morozov recorded his first career hat trick in a 7-5 win over New Jersey on Oct. 7.
- * Rob Brown appeared in his 500th career game on Oct. 27 at Anaheim.
- * Jaromir Jagr was named NHL Player of the Week for Nov. 8-14, after posting nine points (3+6) and a plus-1 mark in three games.
- * Jaromir Jagr recorded his fifth career hat trick in a 5-0 win over Ottawa on Nov. 26. He also recorded his 900th career point in the game.
- * Jaromir Jagr was named the November Player of the Month after recording 23 points (12+11) in 12 games.
- * Herb Brooks was named the 15th head coach in Penguins history on Dec. 9, and led the team to a 29-23-5-2 record in 57 games.
- * Jaromir Jagr passed Mario Lemieux with his 66th career game-winning goal on Dec. 15 at Carolina.
- * Alexei Kovalev appeared in his 500th career game on Dec. 29 at Washington.
- * Jaromir Jagr set a new personal best with a seven-point performance (3+4) in a 9-3 victory over the NY Islanders on Dec. 30.
- * Jaromir Jagr appeared in his 700th career game on Jan. 7 vs. Toronto.
- * Martin Straka tied the Penguins record for the two fastest goals by one player, netting goals just seven seconds apart on Feb. 11 vs. Edmonton.
- * Jean-Sebastien Aubin was named the NHL Player of the Week for Feb. 14-20, after going 2-0-1 with one shutout, a 0.65 goals against average and a .979 save percentage.
- * Martin Straka appeared in his 500th career game on Feb. 22 at NY Rangers.
- * Steve Leach appeared in his 700th career game on Apr. 5 at Toronto.
- * Jaromir Jagr captured the Art Ross Trophy as the league's top scorer for the third consecutive year and the fourth time in his career after recording 96 points (42+54). It marked the sixth year in a row that a Penguins player won the award (Mario Lemieux 1995-96 and 1996-97; Jaromir Jagr 1994-95, 1997-98, 1998-99, 1999-2000).
- * The Penguins advance to the Eastern Conference Semifinals with a 2-1 victory in Washington on April 21.
- * The Penguins and the Philadelphia Flyers battle for four-and-a-half overtimes, before Keith Primeau puts home the game-winning goal in a 2-1 Flyers win in Game Four of the Eastern Conference Semifinals. The game is the third longest played all-time in NHL history. Penguins goaltender Ron Tugnutt makes 70 saves in the game.

1999-2000 SUPERLATIVES

TEAM SINGLE GAME HIGHLIGHTS

	At Home	On Road
Most Goals For	9-3 win vs. NY Islanders, Dec. 30	8-2 win at NY Islanders, Mar. 21
Largest Winning Margin	9-3 win vs. NY Islanders, Dec. 30	8-2 win at NY Islanders, Mar. 21

TEAM SEASON HIGHLIGHTS

	Overall	Home	Road
Longest Winning Streak	4 games Dec. 9-15 Jan. 31-Feb. 9	5 games Nov. 10-26	3 games Mar. 30-Apr. 7
Longest Unbeaten Streak	5 games (4-0-1) Jan. 31-Feb. 11	8 games (4-0-4) Feb. 1-28	3 games (3-0-0) Mar. 30-Apr. 7

GOALTENDING HIGHLIGHTS

Most Saves in a Game	39 Jean-Sebastien Aubin, Dec. 7 in a 1-2 loss at New Jersey
Most Consecutive Starts	17 Jean-Sebastien Aubin, Feb. 11-Mar. 16 (5-8-3)
Longest Win Streak	4 Jean-Sebastien Aubin, Mar. 16-24
Longest Unbeaten Streak	4 Peter Skudra, Oct. 17-26 (2-0-2) Jean-Sebastien Aubin, Mar. 16-24 (4-0-0)

INDIVIDUAL SINGLE-GAME HIGHLIGHTS

	At Home	On Road
Most Goals	3 Jaromir Jagr (Nov. 26 vs. Ottawa) Jaromir Jagr (Dec. 30 vs. NY Islanders)	3 Aleksey Morozov (Oct. 7 at New Jersey)
Most Assists	4 Jaromir Jagr (Dec. 30 vs. NY Islanders)	3 Robert Lang (Mar. 30 at Washington) Pat Falloon (Mar. 21 at NY Islanders) Jaromir Jagr (Dec. 15 at Carolina) Alexei Kovalev (Dec. 15 at Carolina) Martin Straka (Dec. 15 at Carolina)
Most Points	7 Jaromir Jagr (3+4) (Dec. 30 vs. NY Islanders)	5 Jaromir Jagr (2+3) (Dec. 15 at Carolina)

INDIVIDUAL SEASON HIGHLIGHTS

Most Goals	42	Jaromir Jagr
Most Assists	54	Jaromir Jagr
Most Points	96	Jaromir Jagr
Most Penalty Minutes	197	Matthew Barnaby
Most Shots	290	Jaromir Jagr
Most Power-Play Goals	13	Robert Lang
Most Short-Handed Goals	2	Alexei Kovalev
Most Game-Winning Goals	5	Jaromir Jagr and Robert Lang
Most Games Played	82	Alexei Kovalev
Highest Plus/Minus Rating	plus-25	Jaromir Jagr
Top Scoring Center	Alexei Kovalev	66 points (26+40)
Top Scoring Right Wing	Jaromir Jagr	96 points (42+54)
Top Scoring Left Wing	Josef Beranek	25 points (13+12)
Top Scoring Defenseman	Jiri Slegr	31 points (11+20)
Top Scoring Rookie	Michal Rozsival	21 points (4+17)
Longest Goal-Scoring Streak	7	Jaromir Jagr (Oct. 7-28) (8 goals)
Longest Assist Streak	6	Jaromir Jagr (Oct. 1-23) (7 assists)
Longest Point Streak	15	Jaromir Jagr (Oct. 1-Nov. 13) (14+19=33)
Most Goals at Home	22	Jaromir Jagr
Most Goals on Road	20	Jaromir Jagr
Most Points at Home	53	Jaromir Jagr
Most Points on Road	43	Jaromir Jagr

1999-2000 SCORING BREAKDOWN

SEASON IN REVIEW

	HOME				ROAD				POWER PLAY			SHORT-HANDED			ATLANTIC DIVISION			
	GP	G	A	PTS	GP	G	A	PTS	G	A	PTS	G	A	PTS	GP	G	A	PTS
JEAN-SEBASTIEN AUBIN	29	0	1	1	22	0	0	0	0	0	0	0	0	0	14	0	0	0
MATTHEW BARNABY	33	8	6	14	31	4	6	10	0	1	1	0	0	0	17	5	6	11
TOM BARRASSO	8	0	0	0	10	0	0	0	0	0	0	0	0	0	3	0	0	0
JOSEF BERANEK	5	1	1	2	8	3	3	6	1	1	2	0	0	0	5	1	2	3
DENNIS BONVIE	16	0	0	0	12	0	0	0	0	0	0	0	0	0	7	0	0	0
BOB BOUGHNER	5	1	0	1	6	0	0	0	1	0	1	1	0	0	5	0	0	0
ROB BROWN	25	5	8	13	25	5	5	10	4	11	15	0	0	0	12	4	6	10
SVEN BUTENSCHON	2	0	0	0	1	0	0	0	0	0	0	0	0	0	2	0	0	0
TOM CHORSKE	18	1	3	4	15	0	2	2	0	0	0	0	1	1	5	0	3	3
RENE CORBET	2	0	0	0	2	1	0	1	1	0	1	0	0	0	2	1	0	1
ROBERT DOME	9	2	4	6	13	0	1	1	0	1	1	0	0	0	4	1	1	2
PAT FALLOON	14	1	3	4	16	3	6	9	0	1	1	0	0	0	10	1	5	6
ANDREW FERENCE	15	2	3	5	15	0	1	1	0	0	0	0	0	0	4	0	0	0
JAN HRDINA	34	6	18	24	36	7	15	22	3	6	9	0	1	1	20	5	9	14
JAROMIR JAGR	31	22	31	53	32	20	23	43	10	19	29	0	0	0	13	7	17	24
HANS JONSSON	34	2	8	10	34	1	3	4	0	3	3	1	1	2	17	2	2	4
DARIUS KASPARAITIS	36	2	7	9	37	1	5	6	1	1	2	0	1	1	17	0	4	4
ALEXEI KOVALEV	41	16	24	40	41	10	16	26	9	17	26	2	3	5	20	7	14	21
JANNE LAUKKANEN	5	1	3	4	6	0	4	4	1	3	4	0	0	0	4	1	3	4
ROBERT LANG	39	12	24	36	39	11	18	29	13	13	26	0	0	0	19	6	13	19
STEVE LEACH	26	0	1	1	30	2	2	4	0	0	0	0	0	0	13	1	0	1
KIP MILLER	23	2	8	10	21	2	7	9	0	2	2	0	0	0	7	1	5	6
IAN MORAN	38	1	3	4	35	3	5	8	0	0	0	0	0	0	18	1	1	2
ALEKSEY MOROZOV	32	5	10	15	36	7	9	16	0	1	1	1	0	1	18	5	8	13
PETER POPOVIC	24	0	3	3	30	1	3	4	3	0	1	1	0	0	10	0	2	2
MICHAL ROZSIVAL	39	2	10	12	36	2	7	9	1	0	1	0	0	0	18	1	3	4
PETER SKUDRA	8	0	0	0	12	0	0	0	0	0	0	0	0	0	3	0	0	0
JOHN SLANEY	15	0	2	2	14	1	2	3	1	1	2	0	0	0	8	0	0	0
JIRI SLEGR	39	8	11	19	35	3	9	12	0	3	3	0	0	0	19	4	5	9
MARTIN SONNENBERG	7	1	0	1	7	0	2	2	1	0	1	0	0	0	4	1	0	1
MARTIN STRAKA	37	16	21	37	34	4	18	22	3	12	15	1	0	1	18	5	8	13
GERMAN TITOV	31	8	18	26	32	9	7	16	4	7	11	2	1	3	13	4	4	8
DAN TREBIL	0	0	0	0	3	1	0	1	0	0	0	0	0	0	1	0	0	0
RON TUGNUTT	3	0	0	0	4	0	0	0	0	0	0	0	0	0	2	0	0	0
BRAD WERENKA	32	3	7	10	29	0	1	1	0	0	0	0	0	0	13	0	0	0
TYLER WRIGHT	27	6	5	11	23	6	5	11	0	0	0	0	0	0	17	7	7	14

GOALIE (HOME)	GP	MP	GF	GA	PPGA	ENG	SO	GAA	W-L-T	SHOTS	SVPC
J.S. AUBIN	29	1594:23	92	56	10	2	2	2.11	18-5-3	757	.926
TOM BARRASSO	8	364:41	17	19	6	1	1	3.13	2-2-2	173	.890
PETER SKUDRA	8	393:04	20	22	5	1	0	3.36	2-3-2	148	.851
RON TUGNUTT	3	133:15	5	6	2	0	0	2.70	1-1-0	67	.910
HOME TOTALS	41	2485:00	134	107	23	4	3	2.58	23-11-7-0	1149	.907

GOALIE (ROAD)	GP	MP	GF	GA	PPGA	ENG	SO	GAA	W-L-T	SHOTS	SVPC
J.S. AUBIN	22	1194:21	43	64	15	1	0	3.22	5-16-0	635	.899
TOM BARRASSO	10	504:53	26	27	9	1	0	3.21	3-5-0	213	.873
PETER SKUDRA	12	529:10	25	26	9	1	1	2.95	3-4-1	226	.885
RON TUGNUTT	4	241:04	12	9	0	0	0	2.24	3-1-0	130	.931
ROAD TOTALS	41	2488:03	107	129	33	3	1	3.11	14-26-1-6	1207	.893

1999-2000 QUARTERLY BREAKDOWN

SEASON IN REVIEW

	GAMES 1-20				GAMES 21-41				GAMES 42-61				GAMES 62-82				TOTALS			
	GP	G	A	PTS	GP	G	A	PTS	GP	G	A	PTS	GP	G	A	PTS	GP	G	A	PTS
JEAN-SEBASTIEN AUBIN	10	0	1	1	13	0	0	0	13	0	0	0	15	0	0	0	51	0	1	1
MATTHEW BARNABY	15	2	4	6	14	2	2	4	14	3	2	5	21	5	4	9	64	12	12	24
TOM BARRASSO	3	0	0	0	6	0	0	0	9	0	0	0	0	0	0	0	18	0	0	0
JOSEF BERANEK	--	--	--	--	--	--	--	--	--	--	--	--	13	4	4	8	13	4	4	8
DENNIS BONNIE	--	--	--	--	8	0	0	0	18	0	0	0	2	0	0	0	28	0	0	0
BOB BOUGHNER	--	--	--	--	--	--	--	--	--	--	--	--	11	1	0	1	11	1	0	1
ROB. BROWN	13	3	3	6	3	0	0	0	17	4	8	12	17	3	2	5	50	10	13	23
SVEN BUTENSCHON	--	--	--	--	1	0	0	0	2	0	0	0	--	--	--	--	3	0	0	0
TOM CHORSKE	16	1	1	2	7	0	1	1	10	0	3	3	--	--	--	--	33	1	5	6
RENE CORBET	--	--	--	--	--	--	--	--	--	--	--	--	4	1	0	1	4	1	0	1
ROBERT DOME	13	1	3	4	6	0	2	2	1	0	0	0	2	1	0	1	22	2	5	7
PAT FALLOON	--	--	--	--	--	--	--	--	9	2	2	4	21	2	7	9	30	4	9	13
ANDREW FERENCZ	20	2	4	6	10	0	0	0	--	--	--	--	--	--	--	--	30	2	4	6
JAN HRDINA	8	0	1	1	21	8	12	20	20	5	10	15	21	0	10	10	70	13	33	46
JAROMIR JAGR	19	18	20	38	21	15	19	34	14	4	9	13	9	5	6	11	63	42	54	96
HANS JONSSON	9	0	0	0	21	1	3	4	18	1	5	6	20	1	3	4	68	3	11	14
DARIUS KASPARAITIS	14	0	2	2	19	3	3	6	19	0	5	5	21	0	2	2	73	3	12	15
ALEXEI KOVALEV	20	7	10	17	21	8	10	18	20	3	10	13	21	8	10	18	82	26	40	66
ROBERT LANG	19	9	11	20	20	4	9	13	20	7	11	18	19	3	11	14	78	23	42	65
JANNE LAUKKANEN	--	--	--	--	--	--	--	--	--	--	--	--	11	1	7	8	11	1	7	8
STEVE LEACH	14	1	1	2	18	0	0	0	12	0	1	1	12	1	1	2	56	2	3	5
KIP MILLER	19	2	9	11	20	2	6	8	5	0	0	0	--	--	--	--	44	4	15	19
IAN MORAN	20	2	1	3	17	2	2	4	18	0	3	3	18	0	2	2	73	4	8	12
ALEKSEY MOROZOV	12	4	3	7	21	2	6	8	18	3	4	7	17	3	6	9	68	12	19	31
PETER POPOVIC	20	0	1	1	18	0	2	2	6	1	0	1	10	0	2	2	54	1	5	6
MICHAL ROZSIVAL	20	0	5	5	21	3	5	8	19	1	3	4	15	0	4	4	75	4	17	21
PETER SKUDRA	10	0	0	0	6	0	0	0	1	0	0	0	3	0	0	0	20	0	0	0
JOHN SLANEY	8	1	3	4	--	--	--	--	13	0	1	1	8	0	0	0	29	1	4	5
JIRI SLEGR	14	3	4	7	19	2	10	12	20	1	4	5	21	5	2	7	74	11	20	31
MARTIN SONNENBERG	1	0	0	0	6	1	2	3	1	0	0	0	6	0	0	0	14	1	2	3
MARTIN STRAKA	17	1	9	10	14	5	14	19	20	9	7	16	20	5	9	14	71	20	39	59
GERMAN TITOV	20	6	10	16	21	5	10	15	14	4	2	6	8	2	3	5	63	17	25	42
DAN TREBIL	--	--	--	--	--	--	--	--	--	--	--	--	3	1	0	1	3	1	0	1
RON TUGNUTT	--	--	--	--	--	--	--	--	--	--	--	--	7	0	0	0	7	0	0	0
BRAD WERENKA	20	1	3	4	19	2	3	5	14	0	1	1	8	0	1	1	61	3	8	11
TYLER WRIGHT	1	0	0	0	12	3	3	6	18	4	1	5	19	5	6	11	50	12	10	22

	GAMES 1-20				GAMES 21-41				GAMES 42-61				GAMES 62-82				TOTALS			
	GP	W	L	T	GP	W	L	T	GP	W	L	T	GP	W	L	T	GP	W	L	T
J.S. AUBIN	10	3	5	0	13	7	6	0	13	6	5	1	15	7	5	2	51	23	21	3
TOM BARRASSO	3	1	1	0	6	2	2	0	9	2	4	4	0	0	0	0	18	5	7	2
PETER SKUDRA	10	3	4	3	6	2	2	0	1	0	0	0	3	0	1	0	20	5	7	3
RON TUGNUTT	--	--	--	--	--	--	--	--	--	--	--	--	7	4	2	0	7	4	2	0
	GA	SH	SV	SV%	GA	SH	SV	SV%	GA	SH	SV	SV%	GA	SH	SV	SV%	GA	SH	SV	SV%
J.S. AUBIN	23	258	235	.918	34	359	325	.908	27	366	339	.926	36	409	373	.912	120	1272	1152	.906
TOM BARRASSO	7	46	39	.848	14	116	102	.879	25	224	199	.888	0	0	0	0	46	386	340	.881
PETER SKUDRA	28	219	191	.872	10	90	80	.889	2	9	7	.778	8	56	48	.857	48	374	326	.872
RON TUGNUTT	--	--	--	--	--	--	--	--	--	--	--	--	15	197	182	.924	15	197	182	.924

1999-2000 INJURIES

PLAYER	INJURY	GAMES MISSED	GAMES MISSED BY INJURY	TOTAL GAMES MISSED
AUBIN	Shoulder	Nov. 26-27	2	5
	Ankle Sprain	Apr. 5-9	3	
BARNABY	Strained Knee	Nov. 4-13	5	13
	Concussion	Dec. 18-30	7	
	Concussion	Jan. 15	1	
BARRASSO	Sprained Knee	Oct. 8-Nov. 23	17	28
	Back Strain	Dec. 20-Jan. 12	11	
BROWN	Strained Knee	Dec. 18-Jan. 15	14	14
CHORSKE	Separated Shoulder	Dec. 20-Jan. 12	11	41
	Bruised Shoulder	Feb. 9-Apr. 9	30	
CORBET	Bruised Shoulder	Mar. 24-Apr. 9	9	9
FERENCE	Flu	Dec. 11-15	3	3
HRDINA	High Ankle Sprain	Oct. 16-Nov. 16	12	12
JAGR	Bruised Thigh	Nov. 20	1	19
	Pulled Stomach Muscle	Jan. 19-25	4	
	Pulled Hamstring	Feb. 22-Mar. 18	12	
	Bruised Upper Back	Mar. 28-30	2	
JONSSON	Bruised Hip	Feb. 3-9	2	3
	Lacerated Elbow	Mar. 21	1	
KASPARAITIS	Head Injury	Jan. 2-5	2	2
LANG	Back Spasms	Oct. 23	1	4
	Bruised Thumb	Dec. 15	1	
	Lacerated Lip	Mar. 11-13	2	
LAUKKANEN	Bruised Ribs	Mar. 26	1	2
	Bruised Ribs	Apr. 7	1	
LEACH	Back Spasms	Dec. 23-29	3	11
	Bruised Shoulder	Feb. 26-Mar. 13	8	
MILLER	Sprained Knee	Nov. 2	1	1
MORAN	Broken Foot	Dec. 4-7	2	4
	Flu	Jan. 2	1	
	Bruised Ankle	Apr. 9	1	
MOROZOV	Charley Horse	Oct. 30-Nov. 16	8	14
	Bruised Back	Jan. 27-29	2	
	Charley Horse	Mar. 16-21	4	
POPOVIC	Pulled Groin	Jan. 5-8	3	28
	Pulled Groin	Jan. 25-31	4	
	Broken Finger	Feb. 3-Mar. 19	21	
ROZSIVAL	Hip Flexor	Mar. 24-26	2	2
SKUDRA	Ankle Sprain	Nov. 10-13	3	7
	Head Injury	Dec. 29-30	2	
	Flu	Feb. 11-12	2	
SLEGR	High Ankle Sprain	Oct. 14-28	5	8
	Flu	Nov. 20	1	
	Strained Knee	Nov. 27-30	2	
STRAKA	Bruised Knee	Oct. 23	1	11
	Bruised Knee	Oct. 28-30	2	
	Bruised Ribs	Dec. 18-30	7	
	Bruised Shin	Apr. 7	1	
TITOV	Pulled Groin	Feb. 1-3	2	6
	Pulled Groin	Feb. 9-14	4	
WERENKA	Head Injury	Dec. 29-30	2	2
WRIGHT	Back Spasms	Jan. 19-22	2	4
	Strained Knee	Apr. 5-7	2	

253 TOTAL MAN GAMES LOST DUE TO INJURY

1999-2000 MAN GAMES LOST

SEASON IN REVIEW

Game #	Date	Opponent	Player(s)	Games Lost
1	Oct. 1	QDAL		0/0
2	Oct. 7	SEJ		0/0
3	Oct. 9	COL	Barraso	1/1
4	Oct. 14	GNYS	Barraso, Steg	2/2
5	Oct. 16	CHI	Barraso, Hirdina, Steg	2/2
6	Oct. 23	OM	Barraso, Hirdina, Lepp, Steg, Straka	3/11
7	Oct. 27	QASNA	Barraso, Hirdina, Steg	3/14
8	Oct. 28	SLA	Barraso, Hirdina, Steg, Straka	4/18
9	Oct. 30	ERS	Barraso, Hirdina, Morozov, Straka	4/22
10	Nov. 2	LA	Barraso, Hirdina, Miller, Morozov	4/26
11	Nov. 4	QOTT	Barraso, Barraso, Hirdina, Morozov	4/30
12	Nov. 6	TD	Barraso, Barraso, Hirdina, Morozov	4/34
13	Nov. 10	MTL	Barraso, Barraso, Hirdina, Morozov, Skudna	5/39
14	Nov. 12	QDET	Barraso, Barraso, Hirdina, Morozov, Skudna	5/44
15	Nov. 13	NSH	Barraso, Barraso, Hirdina, Morozov, Skudna	5/49
16	Nov. 16	BUF	Barraso, Hirdina, Morozov	7/52
17	Nov. 18	QTB	Barraso	1/53
18	Nov. 20	QFLA	Barraso, Jagg, Steg	2/56
19	Nov. 23	TCR	Barraso	1/57
20	Nov. 26	OTT	Aubin	1/58
21	Nov. 27	QCAR	Aubin, Steg	2/60
22	Nov. 30	QBUF	Steg	1/61
23	Dec. 2	B		0/61
24	Dec. 4	QTCM	Moran	1/62
25	Dec. 7	QNS	Moran	1/63
26	Dec. 9	WSH		0/63
27	Dec. 11	PHI	Fenrice	1/64
28	Dec. 14	BOS	Fenrice	1/65
29	Dec. 15	QCAR	Fenrice, Lang	2/67
30	Dec. 18	FLA	Barraso, Brown, Straka	3/70
31	Dec. 20	QMTL	Barraso, Barraso, Brown, Chorak, Straka	5/75
32	Dec. 21	GNYS	Barraso, Barraso, Brown, Chorak, Straka	5/80
33	Dec. 23	TB	Barraso, Barraso, Brown, Chorak, Leach, Straka	6/86
34	Dec. 26	QCHI	Barraso, Barraso, Brown, Chorak, Leach, Straka	6/92
35	Dec. 29	QWSH	Barraso, Barraso, Brown, Chorak, Leach, Skudna, Straka, Wiernicka	8/100
36	Dec. 30	DET	Barraso, Barraso, Brown, Chorak, Skudna, Straka, Wiernicka	7/107
37	Jan. 2	OTT	Barraso, Brown, Chorak, Kasparovic, Moran	5/112
38	Jan. 5	NI	Barraso, Brown, Chorak, Kasparovic, Popovic	5/117
39	Jan. 7	TCR	Barraso, Brown, Chorak, Popovic	4/121
40	Jan. 8	QPHI	Barraso, Brown, Chorak, Popovic	4/25
41	Jan. 12	QPHI	Barraso, Brown, Chorak	3/128
42	Jan. 13	QCOL	Brown	1/129
43	Jan. 15	QNSH	Barraso, Brown	2/131
44	Jan. 19	STL	Jagg, Wright	2/133
45	Jan. 23	QPHI	Jagg, Wright	2/135
46	Jan. 23	PHI	Jagg	1/136
47	Jan. 25	NYR	Jagg, Popovic	3/138
48	Jan. 27	ATL	Morozov, Popovic	2/142
49	Jan. 29	ANA	Morozov, Popovic	1/143
50	Jan. 31	QATL	Popovic	1/144
51	Feb. 1	WSH	Popovic	1/144
52	Feb. 3	NYI	Jonsson, Popovic, Tsov	3/147
53	Feb. 9	ATL	Chorak, Jonsson, Popovic, Tsov	4/151
54	Feb. 11	EDM	Chorak, Popovic, Skudna, Tsov	4/155
55	Feb. 12	GNYS	Chorak, Popovic, Skudna, Tsov	4/159
56	Feb. 14	VAN	Chorak, Popovic, Tsov	3/162
57	Feb. 16	BUF	Chorak, Popovic	2/164
58	Feb. 19	QFLA	Chorak, Popovic	2/166
59	Feb. 21	QTB	Chorak, Popovic	2/168
60	Feb. 22	GNYS	Chorak, Jagg, Popovic	3/172
61	Feb. 25	QPHI	Chorak, Jagg, Popovic	3/174
62	Feb. 26	BOS	Chorak, Jagg, Leach, Popovic	4/178
63	Feb. 28	OTT	Chorak, Jagg, Leach, Popovic	4/182
64	Mar. 1	QCOY	Chorak, Jagg, Leach, Popovic	4/186
65	Mar. 4	QEDM	Chorak, Jagg, Leach, Popovic	4/190
66	Mar. 8	MTL	Chorak, Jagg, Leach, Popovic	4/194
67	Mar. 9	QOTT	Chorak, Jagg, Leach, Popovic	5/198
68	Mar. 11	NYR	Chorak, Jagg, Leach, Popovic	5/204
69	Mar. 13	NI	Chorak, Jagg, Leach, Popovic	4/208
70	Mar. 16	FLA	Chorak, Jagg, Morozov, Popovic	4/222
71	Mar. 18	QBOS	Chorak, Jagg, Morozov, Popovic	4/216
72	Mar. 19	NYR	Chorak, Morozov, Popovic	3/219
73	Mar. 21	GNYS	Chorak, Jonsson, Morozov	3/222
74	Mar. 24	QATL	Chorak, Corbett, Rozival	3/225
75	Mar. 26	QNSH	Chorak, Corbett, Laukkanen, Rozival	4/229
76	Mar. 28	NI	Chorak, Corbett, Jagg	3/232
77	Mar. 30	QWSH	Chorak, Corbett, Jagg	3/235
78	Apr. 1	PHI	Chorak, Corbett	2/237
79	Apr. 3	CAR	Chorak, Corbett	3/243
80	Apr. 5	QTOR	Aubin, Chorak, Corbett, Wright	3/249
81	Apr. 7	QBUF	Aubin, Chorak, Corbett, Laakkunen, Straka, Wright	4/249
82	Apr. 9	QBOS	Aubin, Chorak, Corbett, Moran	4/253



Photo Courtesy of Doug MacLellan/Hockey Hall of Fame

1994 Art Ross Trophy

1999-2000 REGULAR SEASON FINAL STANDINGS
EASTERN CONFERENCE
NORTHEAST DIVISION

TEAM	W	L	T	RT	GF	GA	PTS
Toronto	45	30	7	3	246	222	100
Ottawa	41	30	11	2	244	210	95
Buffalo	35	36	11	4	213	204	85
Montreal	35	38	9	4	196	194	83
Boston	24	39	19	6	210	248	73

ATLANTIC DIVISION

TEAM	W	L	T	RT	GF	GA	PTS
Philadelphia	45	25	12	3	237	179	105
New Jersey	45	29	8	5	251	203	103
PITTSBURGH	37	37	8	6	241	236	88
NY Rangers	29	41	12	3	218	246	73
NY Islanders	24	49	9	1	194	275	58

SOUTHEAST DIVISION

TEAM	W	L	T	RT	GF	GA	PTS
Washington	44	26	12	2	227	194	102
Florida	43	33	6	6	244	209	98
Carolina	37	35	10	0	217	216	84
Tampa Bay	19	54	9	7	204	310	54
Atlanta	14	61	7	4	170	313	39

WESTERN CONFERENCE
CENTRAL DIVISION

TEAM	W	L	T	RT	GF	GA	PTS
St. Louis	51	20	11	1	248	165	114
Detroit	48	24	10	2	278	210	108
Chicago	33	39	10	2	242	245	78
Nashville	28	47	7	7	199	240	70

PACIFIC DIVISION

TEAM	W	L	T	RT	GF	GA	PTS
Dallas	43	29	10	6	211	184	102
Los Angeles	39	31	12	4	245	228	94
Phoenix	39	35	8	4	232	228	90
San Jose	35	37	10	7	225	214	87
Anaheim	34	36	12	3	217	227	83

NORTHWEST DIVISION

TEAM	W	L	T	RT	GF	GA	PTS
Colorado	42	29	11	1	233	201	96
Edmonton	32	34	16	8	226	212	88
Vancouver	30	37	15	8	227	237	83
Calgary	31	41	10	5	211	256	77

2000-01 SCHEDULE
 Saturday, Oct. 21 @ Pittsburgh - 7:30
 Saturday, Feb. 17 @ Columbus - 7:30



**Tyler
 Wright**




Team Information

Location: 150 E. Wilson Bridge Road, Columbus, OH 43085
 Founded: 1997
 Owner: John H. McConnell, John F. Wolfe, Ron Pizzuti, The Crane Family
 Governor: John H. McConnell
 President/GM: Doug MacLean
 Assistant GM: Jim Clark
 Head Coach: Dave King
 Coach's Career NHL Record (Seasons): 109-76-31 (3)
 Associate Coach: Newell Brown
 Assistant Coach: Gerard Gallant
 Goaltending Consultant: Rick Wamsley
 Director of Communications: Todd Sharrock
 Asst. Director of Communications: Dan Jones
 Arena (Capacity): Nationwide Arena (18,524)
 General Office Phone: (614) 540-GOAL
 Team Colors: Capital Blue, Red, Lime Green
 Radio: AM1460-WBNS "The Fan", FM 101.1-WWCD
 Cable TV: Fox Sports Ohio
 Website: www.bluejackets.com

**COLUMBUS BLUE JACKETS/
 MINNESOTA WILD**

2000-01 SCHEDULE
 Sunday, Feb. 11 @ Minnesota - 3:00
 Wednesday, Feb. 14 @ Pittsburgh - 7:30




**Sergei
 Krivokrasov**



Team Information

Location: Piper Jaffrey Plaza, 444 Cedar St., Suite 900, St. Paul MN 55101
 Founded: 1997
 President: Tod Leiweke
 Chairman: Bob Nease Jr.
 President/GM: Doug Risebrough
 Head Coach: Jacques Lemaire
 Coach's Career NHL Record (Seasons): 247-159-69 (7)
 Assistant Coaches: Mike Ramsey and Mario Tremblay
 Goaltending Consultant: Rick Wamsley
 Vice President of Communications: Bill Robertson
 Asst. Director of Communications: Chris Kelleher
 Arena (Capacity): Xcel Energy Center (18,000)
 General Office Phone: (651) 222-WILD
 Team Colors: Green, Red, White
 Radio: WCCO (830AM)
 Television: KMSP Channel 9
 Cable TV: Fox Sports Net
 Website: www.wild.com



Paul Kariya



© & © Mighty Ducks

All-Time NHL Record: 214-258 69-3
 1999-00 Record/Finish: 34-36-12
 2000 Playoff Record: Did not qualify
 1999-00 Top Scorer: Paul Kariya (42-44-86)
 Stanley Cup Titles: None
 All-Time Anaheim Scorer vs Pittsburgh:
 Teemu Selanne (8gp, 4-12-16)
 All-Time Pittsburgh Scorer vs Anaheim:
 Jaromir Jagr (10gp, 11-9-20)
 Longest Anaheim Win Streak vs Pittsburgh:
 3, Jan. 18, 1999-Jan. 29, 2000
 Longest Pittsburgh Win Streak vs Anaheim:
 4, Dec. 7, 1996-Dec. 10, 1997
 Longest Anaheim Undefeated Streak vs Pittsburgh:
 4, Dec. 1, 1998-Jan. 29, 2000
 Longest Pittsburgh Undefeated Streak vs Anaheim:
 4, Dec. 7, 1996-Dec. 10, 1997
 Last Pittsburgh Win at Home:
 Dec. 6, 1997 (5-2) (0-1-1 since last win)
 Last Anaheim Win at Home:
 Oct. 27, 1999 (2-1 ot) (0-0-0 since last win)
 Last Pittsburgh Win at Anaheim:
 Dec. 10, 1997 (3-0) (0-2-0 since last win)
 Last Anaheim Win at Pittsburgh:
 Jan. 29, 2000 (7-1) (0-0-0 since last win)
 Most Goals by Pittsburgh vs Anaheim:
 7, Dec. 11, 1996 (P 7-3)
 Most Goals by Anaheim vs Pittsburgh:
 7, Jan. 29, 2000 (A, 7-1)
 Most Goals by Both Teams:
 10, Dec. 11, 1996 (P 7-3)
 Last Pittsburgh Shutout vs Anaheim:
 Dec. 10, 1997 (3-0), Tom Barrasso
 Last Anaheim Shutout vs Pittsburgh: None
 Last Pittsburgh Hat Trick vs Anaheim: None
 Last Anaheim Hat Trick vs Pittsburgh: None
 Last Pittsburgh Trade with Anaheim:
 Mar. 14, 2000, Dan Trebil to Pittsburgh for a fifth
 round draft pick in the 2000 Entry Draft.
 Overtime Record vs Pittsburgh: 1-0-2

Team Information

Location: 2695 East Katella Ave., Anaheim, CA 92806
 Founded: 1992
 Owner: The Walt Disney Company
 Govern: Tony Tavares
 President/GM: Pierre Gauthier
 Assistant: GM: David McNab
 Vice President of Hockey Operations: Jack Ferreira
 Head Coach: Craig Hartsburg
 Coach's Career: NHL Record (Seasons): 173(126-36)
 Assistant Coaches: Guy Charron, Terry Simpson
 Head Athletic Trainer: Chris Phillips
 Assistant Athletic Trainer: Greg Thayer
 Assistant Equipment Manager: John Allaway
 Visiting Team Equipment Attendant: Chris Kincaid
 Manager, Communications and Team Services:
 Alex Gilchrist
 Arena (Capacity): The Arrowhead Pond of Anaheim (17,174)
 General Office Phone: (714) 940-2900
 Team Colors: Purple, Jade, Silver, and White
 Radio: XTRA Sports (690AM) & Mighty Ducks Radio Network
 Commercial TV: KCAL (Ch. 9)
 Cable TV: Fox Sports West 2
 Website: www.mightyducks.com

Penguins vs. Mighty Ducks

YEAR	TOTAL	HOME	ROAD	GF-GA
1993-94	1-0-1	0-0-1	1-0-0	7-5
1994-95				
1995-96	1-1-0	1-0-0	0-1-0	8-8
1996-97	2-0-0	1-0-0	1-0-0	12-6
1997-98	2-0-0	1-0-0	1-0-0	8-2
1998-99	0-1-1	0-0-1	0-1-0	7-9
1999-00	0-2-0	0-1-0	0-1-0	2-9
TOTAL	6-4-2	3-1-2	3-3-0	44-39

DUCKS FACT

Former Penguins left wing
 Troy Loney was the first
 captain in the history of the
 Mighty Ducks of Anaheim.

2000-01 SCHEDULE
Monday, Jan. 15 @ Pittsburgh - 2:00

1999-2000	GP	W	L	T	RT	PTS	GF	GA	PPG	SHG	PEN	PIM	
PITTSBURGH	1	2	0	2	0	1	1	2	9	0	0	16	51
ANAHEIM	2	2	3	0	0	4	9	2	3	0	10	23	

AT PITTSBURGH (0-1-0)

AT ANAHEIM (0-1-0)

Oct. 27 - Pittsburgh (Aubin) 1 at ANAHEIM (Roussel) 2 WG - Selanne*

Jan. 29 - ANAHEIM (Hebert) 7 at Pittsburgh (AUBIN/Skudra) 1 WG - Aalto

Skudra replaced Aubin at 24:18

* Selanne scored at 3:38 of OT

GOALS AND SHOTS BY PERIOD

	1st	2nd	3rd	OT	TOTAL
PITTSBURGH	1-10	1-18	0-17	0-0	2-45
ANAHEIM	3-20	3-21	2-21	1-5	9-67

GOALTENDERS	GP	MP	GF	GA	ENG	SO	GAA	SHOTS	SVPC	W-L-T
Aubin (P)	2	97:56	2	7	0	0	4.29	58	.879	0-2-0
Skudra (P)	1	25:42	0	2	0	0	4.62	9	.778	0-0-0
PITTSBURGH TOTALS	2	123:38	2	9	0	0	4.37	67	.866	0-2-0


Roussel (A)	1	63:38	2	1	0	0	0.94	21	.952	1-0-0
Hebert (A)	1	60:00	7	1	0	0	1.00	24	.958	1-0-0
ANAHEIM TOTALS	2	123:38	9	2	0	0	0.97	45	.956	2-0-0

POWER PLAY GOALS: PITTSBURGH (0 for 7)

ANAHEIM (3 for 11) - Hrkac, McInnis, Aalto

PITTSBURGH	GP	G	A	PTS	PIM	SOG	+/	ANAHEIM	GP	G	A	PTS	PIM	SOG	+/
Jagr	2	1	0	1	2	10	-1	Kariya	2	2	2	4	2	17	3
Straka	2	1	0	1	0	2	-1	Selanne	2	2	2	4	0	9	4
Kasparaitis	1	0	1	1	5	2	-1	Tverdoevsky	2	0	3	3	0	5	4
Titov	2	0	1	1	4	2	-1	Rucchin	2	1	1	2	0	4	3
Bonvie	1	0	0	0	6	0	-1	Hafer	2	0	2	2	4	2	1
Chorske	1	0	0	0	0	0	-1	Olausson	2	0	2	2	0	5	E
Dome	1	0	0	0	0	2	E	Hrkac	1	1	0	1	0	1	E
Ference	1	0	0	0	0	0	-1	McInnis	1	1	0	1	0	2	E
Hirdina	1	0	0	0	0	2	-1	Aalto	2	1	0	1	0	4	E
Leach	1	0	0	0	0	0	E	Cullen	2	1	0	1	2	5	E
Morozov	1	0	0	0	0	3	E	Balmochnykh	1	0	1	1	0	0	1
Popovic	1	0	0	0	0	0	E	Salei	1	0	1	1	2	2	E
Skudra	1	0	0	0	0	0	-	Donato	2	0	1	1	0	2	E
Slegr	1	0	0	0	0	6	-1	Trepanier	2	0	1	1	4	0	-1
Werenka	1	0	0	0	4	0	-1	Drury	1	0	0	0	0	1	E
Wright	1	0	0	0	10	1	-1	Havelid	1	0	0	0	0	1	E
Aubin	2	0	0	0	0	0	--	Hebert	1	0	0	0	0	0	--
Barnaby	2	0	0	0	16	2	-2	Leclerc	1	0	0	0	5	2	E
Brown	2	0	0	0	2	2	-1	Marshall	1	0	0	0	2	0	E
Jonsson	2	0	0	0	0	1	-1	McKenzie	1	0	0	0	0	0	E
Kovalev	2	0	0	0	0	2	-2	Roussel	1	0	0	0	0	0	--
Lang	2	0	0	0	0	2	-2	Vishnevski	1	0	0	0	0	0	1
Miller	2	0	0	0	0	3	E	Kohn	2	0	0	0	0	1	E
Moran	2	0	0	0	0	1	-2	Nielsen	2	0	0	0	0	0	E
Rozsival	2	0	0	0	0	1	E	Trnka	2	0	0	0	2	1	3
Slaney	2	0	0	0	2	1	-2								
TOTALS	2	2	2	4	51	45		TOTALS	2	9	16	25	23	67	

MIGHTY DUCKS OF ANAHEIM



**Andrew
Brunette**



All-Time NHL Record: 14-61-7-4
 1999-00 Record/Finish: 14-61-7-4; Fifth, Southeast Division
 2000 Playoff Record: Did not Qualify
 1999-00 Top Scorer: Andrew Brunette (23-27-50)
 Stanley Cup Titles: None
 All-Time Atlanta Scorer vs Pittsburgh:
 Dean Sylvester (4gp, 3-1-4)
 All-Time Pittsburgh Scorer vs Atlanta:
 Robert Lang (4gp, 4-3-7)
 Longest Atlanta Win Streak vs Pittsburgh: 0
 Longest Pittsburgh Win Streak vs Atlanta:
 4 (Jan. 31, 2000-Mar. 24, 2000)
 Longest Atlanta Undeclared Streak vs Pittsburgh: 0
 Longest Pittsburgh Undeclared Streak vs Atlanta:
 4 (Jan. 31, 2000-Mar. 24, 2000)
 Last Pittsburgh Win at Home:
 Feb. 9, 2000 (0-0-0 since last win)
 Last Atlanta Win at Home: none
 Last Pittsburgh Win at Atlanta:
 Mar. 24, 2000 (0-0-0 since last win)
 Last Atlanta Win at Pittsburgh: none
 Most Goals by Pittsburgh vs Atlanta:
 5, Feb. 9, 2000 (P, 5-2), Mar. 24, 2000 (P, 5-3)
 Most Goals by Atlanta vs Pittsburgh:
 3, Mar. 24, 2000 (P, 5-3)
 Most Goals by Both Teams: 8, Mar. 24, 2000 (P, 5-3)
 Last Pittsburgh Shutout vs Atlanta: none
 Last Atlanta Shutout vs Pittsburgh: none
 Last Pittsburgh Hat Trick vs Atlanta: none
 Last Atlanta Hat Trick vs Pittsburgh: none
 Last Pittsburgh Trade with Atlanta: none
 Overtime Record vs Pittsburgh: 0-1-0

Team Information

Location: One CNN Center, 12th Floor, South Tower,
 Atlanta, GA 30348
 Founded: 1999
 President & Governor: Stan Kasten
 Vice President & General Manager: Don Waddell
 Head Coach: Curt Fraser
 Coach's Career NHL Record (Seasons): 14-61-7-4 (1)
 Assistant Coaches: Jay Leach, George Kingston
 Strength & Conditioning Coach: Chris Reichart
 Director of Media Relations: Tom Hughes
 Arena (Capacity): Phillips Arena (18,575)
 General Office Phone: (404) 827-5300
 Team Colors: Navy, Copper, Red, Gold and Blue
 Radio: WQXI 790AM, WLKQ 102.3FM
 Commercial TV: WUPA/UPN 69
 Cable TV: Turner South
 Website: www.atlantathrashers.com

Penguins vs. Thrashers

YEAR	TOTAL	HOME	ROAD	GF-GA
1999-00	4-0-0	2-0-0	2-0-0	16-7
TOTAL	4-0-0	2-0-0	2-0-0	16-7

THRASHERS FACT

Former Penguins radio
 broadcaster Matt
 McConnell is the television
 play-by-play voice of the
 Thrashers.

2000-01 SCHEDULE

Saturday, Nov. 18 @Pittsburgh - 7:30

Saturday, Jan. 27 @Pittsburgh - 7:30

Tuesday, Jan. 30 @Atlanta - 7:30

Thursday, Mar. 8 @Atlanta - 7:30

1999-2000	GP	W	L	T	RT	PTS	GF	GA	PPG	SHG	PEN	PIM
PITTSBURGH	4	4	0	0	0	8	16	7	6	2	31	85
ATLANTA	1	0	4	0	1	1	7	16	4	0	34	83

AT PITTSBURGH (2-0-0)
AT ATLANTA (2-0-0)

Jan. 27 - Atlanta (Fankhouser) 1 at PITTSBURGH (Aubin) 4 WG - Brown
Jan. 31 - PITTSBURGH (Barrasso) 2 at Atlanta (Fankhouser) 1 (OT) WG - Lang*
Febr. 9 - Atlanta (Maracle) 2 at PITTSBURGH (Barrasso/AUBIN) 5 WG - Brown
Mar. 24 - PITTSBURGH (Aubin) 5 at Atlanta (Rhodes) 3 WG - Kovalev
* Lang scored at 4:28 of OT


GOALS AND SHOTS BY PERIOD	1st	2nd	3rd	OT	TOTAL
PITTSBURGH	4-36	4-42	7-31	1-9	16-118
ATLANTA	4-45	1-33	2-44	0-1	7-123

GOALTENDERS	GP	MP	GF	GA	ENG	SO	GAA	SHOTS	SVPCT	W-L-T
Aubin (P)	3	159:57	14	4	0	0	1.50	85	.953	3-0-0
Barrasso (P)	1	64:14	2	3	0	0	2.14	38	.921	1-0-0
PITTSBURGH TOTALS	4	244:28	16	7	0	0	1.72	123	.943	4-0-0
Fankhouser (A)	2	123:35	2	6	0	0	2.90	56	.893	0-2-0
Maracle (A)	1	60:00	2	5	0	0	5.00	26	.821	0-1-0
Rhodes (A)	1	58:26	3	5	0	0	5.17	34	.853	0-1-0
ATLANTA TOTALS	4	244:28	7	16	0	0	3.93	118	.861	0-4-0

POWER PLAY GOALS: PITTSBURGH (6 for 26) - Lang (2), Jagr (2), Straka, Brown
ATLANTA (4 for 22) - Sylvester, Guolla, Tremblay, Lambe

SHORT-HANDED GOALS: PITTSBURGH (2) - Morozov, Straka

PITTSBURGH	GP	G	A	PTS	PIM	SOG	+/-	ATLANTA	GP	G	A	PTS	PIM	SOG	+/-
Lang	4	4	3	7	0	13	3	Sylvester	4	3	1	4	4	8	2
Jagr	4	2	4	6	14	26	2	Guolla	1	1	1	2	0	3	-2
Straka	4	2	4	6	2	8	3	Tremblay	3	1	1	2	0	8	-2
Kovalev	4	1	4	5	6	11	4	Staios	1	0	1	1	7	3	1
Brown	3	2	2	4	0	5	1	Lambert	4	1	0	1	2	7	E
Hirdina	4	1	3	4	0	9	1	Audette	1	0	1	1	0	5	3
Morozov	3	1	2	3	2	3	3	Katerle	1	0	1	1	0	4	-3
Jonsson	3	0	3	3	2	1	2	Botterill	2	0	1	1	2	0	E
Slegr	4	0	2	2	7	6	3	Brunette	3	0	1	1	2	5	-1
Beranek	1	1	0	1	0	2	1	Emerson	3	0	1	1	6	8	-2
Falloon	2	1	0	1	0	3	1	Shannon	3	0	1	1	17	10	-3
Roizival	2	1	0	1	2	3	E	Donenichelli	1	0	0	0	2	3	-3
Popovic	1	0	1	1	2	1	2	Harlock	0	0	0	0	1	1	E
Slaney	3	0	1	1	2	9	E	Maracle	1	0	0	0	0	0	-
Kasparaitis	4	0	1	1	8	6	1	Rhodes	1	0	0	0	0	0	-
Moran	4	0	1	1	2	1	2	Stapleton	1	0	0	0	0	2	E
Butenschon	1	0	0	0	0	1	1	Buzek	2	0	0	0	0	5	-1
Chorske	1	0	0	0	0	0	E	Donovan	2	0	0	0	0	2	-2
Laukkanen	1	0	0	0	0	2	E	Fankhouser	2	0	0	0	2	0	-
Leach	1	0	0	0	4	1	1	Murphy	2	0	0	0	2	7	E
Miller	1	0	0	0	0	1	E	Svanvadet	2	0	0	0	0	0	E
Trebit	1	0	0	0	0	0	2	Buehberger	3	0	0	0	2	3	-3
Barrasso	2	0	0	0	2	0	-	Karlsson	3	0	0	0	0	5	-2
Tibov	2	0	0	0	2	0	E	Ndur	3	0	0	0	14	1	-1
Aubin	3	0	0	0	0	0	-	Stefan	3	0	0	0	0	1	-1
Bonvie	3	0	0	0	10	0	E	Wang	3	0	0	0	2	4	-1
Werenka	3	0	0	0	7	2	2	Fenaro	4	0	0	0	2	11	E
Barnaby	3	0	0	0	7	2	E	Galanov	4	0	0	0	4	3	-2
Wright	4	0	0	0	2	2	E	Garpenlov	4	0	0	0	2	3	-3
TOTALS	4	16	31	17	85	118		TOTALS	4	7	9	16	83	123	



Joe Thornton



All-Time NHL Record: 2408-1899-751-6
 1999-00 Record/Finish: 24-39-19-6
 2000 Playoff Record: Did not qualify
 1999-00 Top Scorer: Joe Thornton (23-37-60)
 Stanley Cup Titles: Five (1929, 1939, 1941, 1970, 1972)

All-Time Boston Scorer vs Pittsburgh:
 Ray Bourque (72gp, 25-63-88)
 All-Time Pittsburgh Scorer vs Boston:
 Mario Lemieux (34gp, 27-35-62)
 Longest Boston Win Streak vs Pittsburgh:
 7, Mar. 27, 1977-Oct. 12, 1978
 Longest Pittsburgh Win Streak vs Boston:
 12, Feb. 8, 1993-Apr. 28, 1995
 Longest Boston Undefeated Streak vs Pittsburgh:
 11, Mar. 2, 1969-Dec. 6, 1970 (9-0-2)
 Longest Pittsburgh Undefeated Streak vs Boston:
 12, Feb. 8, 1993-Apr. 28, 1995
 Last Pittsburgh Win at Home:
 Dec. 14, 1999 (0-0-1 since last win)
 Last Boston Win at Home:
 Apr. 9, 2000 (0-0-0 since last win)
 Last Pittsburgh Win at Boston:
 Jan. 29, 1998 (1-2) (0-5-0 since last win)
 Last Boston Win at Pittsburgh:
 Dec. 17, 1996 (6-4) (0-5-3 since last win)
 Most Goals by Pittsburgh vs Boston:
 9, Nov. 30, 1995 (P 9-6)
 Most Goals by Boston vs Pittsburgh:
 8, Mar. 14, 1989 (B, 8-2)
 Most Goals by Both Teams:
 15, Nov. 30, 1995 (P 9-6)
 Last Pittsburgh Shutout vs Boston:
 Nov. 7, 1998 (0-0) - Jean-Sebastien Aubin
 Last Boston Shutout vs Pittsburgh:
 Nov. 7, 1998 (0-0) - Byron Dafoe
 Last Pittsburgh Hat Trick vs Boston:
 Apr. 18, 1998 - Martin Straka
 Last Boston Hat Trick vs Pittsburgh:
 Mar. 14, 1996 - Rick Tocchet
 Last Pittsburgh Trade with Boston:
 Aug. 2, 1995, Bryan Smolinski, Glen Murray and third round draft pick in 1996 to Pittsburgh for Kevin Stevens and Shawn McEachern
 Overtime Record vs Pittsburgh: 1-4-7

Team Information

Location: One Fleet Center, Suite 250, Boston, MA 02114
 Founded: 1924
 Owner & Governor: Jeremy M. Jacobs
 President & General Manager: Harry Sinden
 VP of Hockey Operations/Assistant GM: Mike O'Connell
 Head Coach: Pat Burns
 Coach's Career NHL Record (Seasons):
 409-310-128-6 (11)
 Assistant Coaches: Jacques Laperriere, Peter Laviolette
 Athletic Trainer: Don Del Negro
 Equipment Manager: Peter Henderson
 Director of Media Relations: Heidi Holland
 Arena (Capacity): FleetCenter (17,565)
 General Office Phone: (617) 624-1900
 Team Colors: Gold, Black and White
 Radio: WBZ (1030 AM) and Bruins Radio Network
 Commercial TV: UPN-38 WSBK
 Cable TV: New England Sports Network (NESN)
 Website: www.bostonbruins.com

Penguins vs. Bruins

YEAR	TOTAL	HOME	ROAD	GF-GA
1967-68	2-2-0	1-1-0	1-1-0	10-10
1968-69	1-5-0	1-2-0	0-3-0	13-25
1969-70	0-5-1	0-2-1	0-3-0	9-21
1970-71	1-4-1	1-1-1	0-3-0	18-28
1971-72	1-2-3	1-1-1	0-1-2	20-21
1972-73	1-4-0	1-2-0	0-2-0	14-21
1973-74	0-5-0	0-2-0	0-3-0	16-30
1974-75	1-2-2	1-0-2	0-2-0	20-21
1975-76	0-3-2	0-0-2	0-3-0	14-24
1976-77	1-3-1	1-1-1	0-2-0	10-17
1977-78	0-5-0	0-2-0	0-3-0	11-33
1978-79	2-1-1	1-0-1	1-1-0	14-16
1979-80	2-2-0	0-2-0	2-0-0	14-16
1980-81	0-3-1	0-2-0	0-1-1	13-22
1981-82	1-1-1	1-1-0	0-0-1	10-10
1982-83	1-2-0	1-0-0	0-2-0	10-14
1983-84	0-3-0	0-2-0	0-1-0	7-18
1984-85	1-2-0	0-1-0	1-1-0	12-16
1985-86	1-2-0	0-1-0	0-1-0	8-11
1986-87	1-2-0	1-0-0	0-2-0	9-11
1987-88	0-2-1	0-1-1	0-1-0	7-11
1988-89	1-1-1	0-1-0	1-0-1	10-13
1989-90	1-2-0	1-1-0	0-1-0	13-15
1990-91	1-1-1	1-0-0	0-1-1	12-11
1991-92	1-1-1	0-0-1	1-1-0	14-15
1992-93	*4-1-0	2-0-0	2-1-0	18-14
1993-94	#6-0-0	3-0-0	2-0-0	33-17
1994-95	3-1-0	2-0-0	1-1-0	15-12
1995-96	3-2-0	2-0-0	1-2-0	29-27
1996-97	2-3-0	2-1-0	0-2-0	17-18
1997-98	3-2-1	2-0-1	1-2-0	20-20
1998-99	1-2-1	1-0-1	0-2-0	8-8
1999-00	1-2-1	1-0-1	0-2-0	9-10
TOTAL	44-78-20	29-27-14	14-51-6	457-576

*Includes Game in Atlanta #Includes Game in Cleveland

2000-01 SCHEDULE
 Tuesday, Nov. 28 @ Boston - 7:00
 Wednesday, Dec. 6 @ Pittsburgh - 7:30
 Tuesday, Jan. 9 @ Boston - 7:00
 Tuesday, Mar. 20 @ Pittsburgh - 7:00

1999-2000	GP	W	L	T	RT	PTS	GF	GA	PPG	SHG	PEN	PIM
PITTSBURGH	4	1	2	1	0	3	9	10	0	1	24	70
BOSTON	4	2	1	1	0	5	10	9	1	0	19	41

AT PITTSBURGH (1-0-1)

AT BOSTON (0-2-0)

- Dec. 14 - Boston (Tallas) 2 at PITTSBURGH (Aubin) 4 WG - Barnaby
 Feb. 26 - Boston (Grahame) 2 at Pittsburgh (Aubin) 2 (OT) TG - Mann
 Mar. 18 - Pittsburgh (Tugnuttt) 2 at BOSTON (Grahame) 3 WG - McLaren
 Apr. 9 - Pittsburgh (Skudra) 1 at BOSTON (Grahme) 3 WG - Laakkonen


GOALS AND SHOTS BY PERIOD	1st	2nd	3rd	OT	TOTAL
PITTSBURGH	2-25	3-35	1-40	0-2	9-102
BOSTON	5-41	3-36	2-38	0-2	10-117

GOALTENDERS	GP	MP	GF	GA	ENG.	SO	GAA	SHOTS	SVPCT	W-L-T
Aubin (P)	2	125:00	6	4	0	0	1.92	53	.925	1-0-1
Tugnuttt (P)	1	58:26	2	3	0	0	3.10	31	.903	0-1-0
Skudra (P)	1	60:00	1	3	0	0	3.00	33	.909	0-1-0
PITTSBURGH TOTALS	4	245:00	9	10	0	0	2.20	117	.915	1-2-1
Tallas (B)	1	59:36	2	3	1	0	3.00	24	.875	0-1-0
Grahame (B)	3	185:00	8	5	0	0	1.62	77	.935	2-0-1
BOSTON TOTALS	4	245:00	10	9	1	0	2.45	102	.912	2-1-1


POWER PLAY GOALS: PITTSBURGH (0 for 14)
 BOSTON (1 for 17) - Thornton

SHORT-HANDED GOALS: PITTSBURGH (1) - Titov

PITTSBURGH	GP	G	A	PTS	PIM	SOG	+/-	BOSTON	GP	G	A	PTS	PIM	SOG	+/-
Wright	3	2	1	3	4	6	1	McLaren	3	1	3	4	4	9	1
Barnaby	4	2	1	3	11	9	2	Mann	3	2	1	3	2	5	2
Straka	4	1	2	3	2	10	2	Laakkonen	3	2	0	2	0	5	3
Falloon	3	1	1	2	0	8	E	Nickulas	2	1	1	2	0	3	1
Morozov	3	1	1	2	0	5	1	Samsonov	4	1	1	2	0	6	1
Laakkonen	2	0	2	2	2	6	E	Thornton	4	1	1	2	2	7	-3
Rozsival	4	0	2	1	2	2	E	Heinze	3	0	2	2	4	5	1
Titov	2	1	0	1	0	2	E	Carter	1	1	0	1	0	2	E
Hirdin	4	1	0	1	1	3	2	Andreychuk	2	0	1	1	2	2	3
Chorske	1	0	1	0	0	1	1	Allison	1	0	1	1	0	1	1
Jagr	2	0	1	0	4	4	1	Murphy	1	0	1	0	2	2	E
Verenika	2	0	1	1	0	2	1	Bates	2	0	1	1	4	2	2
Brown	3	0	1	0	0	6	1	Knuble	2	0	1	1	4	3	E
Kovalev	4	0	1	1	2	13	-2	Savage	2	0	1	1	0	4	-1
Sieg	4	0	1	0	0	5	E	Timander	3	0	1	1	0	1	E
Bonvie	1	0	0	0	0	0	E	Sweeney	4	0	1	1	2	2	2
Boughner	1	0	0	0	2	0	1	Aiken	1	0	0	0	0	2	-1
Corbet	1	0	0	0	0	1	E	Belanger	1	0	0	0	0	0	E
Miller	1	0	0	0	2	2	-1	Boynnton	1	0	0	0	0	2	1
Skudra	1	0	0	0	0	0	--	Dimaio	1	0	0	0	0	1	E
Slaney	1	0	0	0	0	0	E	Ferraro	1	0	0	0	0	0	E
Tugnuttt	1	0	0	0	0	0	--	Girard	1	0	0	0	0	1	E
Aubin	1	0	0	0	0	0	0	Hulbig	1	0	0	0	0	1	T
Beranek	2	0	0	0	12	2	-3	McSorley	1	0	0	0	0	0	E
Popovic	2	0	0	0	0	1	E	Tallas	1	0	0	0	0	0	--
Leach	3	0	0	0	0	1	1	Wilson	1	0	0	0	0	2	-1
Moran	3	0	0	0	0	3	1	Bourque	2	0	0	0	2	6	-4
Jansson	4	0	0	0	0	6	-3	Pripie	2	0	0	0	0	1	-1
Kasparaitis	4	0	0	0	4	3	E	Rolston	2	0	0	0	2	13	1
Lang	4	0	0	0	2	2	-3	Smith	2	0	0	0	0	2	2
Bench					2			Eloranta	3	0	0	0	0	5	E
								Grahame	3	0	0	0	0	0	0
								Van Impe	3	0	0	0	0	1	1
								Axelsson	4	0	0	0	0	9	-1
								Gill	4	0	0	0	0	5	2
TOTALS	4	9	16	25	70	102		TOTALS	4	10	16	26	41	117	



Miroslav Satan



All-Time NHL Record: 1112-890-376-4
 1999-00 Record/Finish: 35-36-11-4
 2000 Playoff Record: Lost to Philadelphia, 4-1,
 Eastern Conference Quarterfinals
 1999-00 Top Scorer: Doug Gilmour (74gp, 25-48-73)
 Stanley Cup Titles: None
 All-Time Buffalo Scorer vs Pittsburgh:
 Gilbert Perreault (69gp, 39-51-90)
 All-Time Pittsburgh Scorer vs Buffalo:
 Jaromir Jagr (43gp, 29-34-63)
 Longest Buffalo Win Streak vs Pittsburgh:
 5, Oct. 24, 1979-Oct. 18, 1980
 Longest Pittsburgh Win Streak vs Buffalo:
 4, Feb. 29, 1992-Dec. 27, 1993
 Longest Buffalo Undefeated Streak vs Pittsburgh:
 9, Oct. 10, 1970-Dec. 31-1971 (3-0-6)
 Longest Pittsburgh Undefeated Streak vs Buffalo:
 13, Oct. 27, 1976-Feb. 17, 1979 (5-0-8)
 Last Pittsburgh Win at Home:
 Nov. 16, 1999 (3-2) (0-0-1 since last win)
 Last Buffalo Win at Home:
 Apr. 5, 1999 (3-1) (C-2-0 since last win)
 Last Pittsburgh Win at Buffalo:
 Apr. 7, 2000 (2-1 ot) (0-0-0 since last win)
 Last Buffalo Win at Pittsburgh:
 Mar. 23, 1996 (7-5) (0-7-3 since last win)
 Most Goals by Pittsburgh vs Buffalo:
 8, Oct. 13, 1987 (P-8-3)
 Most Goals by Buffalo vs Pittsburgh:
 10, Dec. 7, 1980 (B, 10-1); Mar. 4, 1983 (B, 10-2)
 Most Goals by Both Teams:
 13, Mar. 10, 1976 (B, 7-6); Oct. 12, 1988 (B, 8-5)
 Last Pittsburgh Shutout vs Buffalo:
 Dec. 28, 1996 (2-0) - Patrick Lalime
 Last Buffalo Shutout vs Pittsburgh:
 Mar. 15, 1998 (3-0) - Dominik Hasok
 Last Pittsburgh Hat Trick vs Buffalo:
 Feb. 14, 1989 - Mario Lemieux
 Last Buffalo Hat Trick vs Pittsburgh:
 Oct. 12, 1988 - Dave Andreychuk
 Last Pittsburgh Trade with Buffalo:
 Mar. 11, 1999, Matthew Barnaby to Pittsburgh for
 Stu Barnes
 Overtime Record vs Pittsburgh: 4-3-11

Team Information

Location: One Seymour H. Knox III Plaza, Buffalo, NY
 14203
 Founded: 1969
 Owner: Niagara Frontier Hockey, L.P.
 Governor: John Rigas
 President: Timothy Rigas
 General Manager: Darcy Reiger
 Head Coach: Lindy Ruff
 Coach's Career NHL Record (Seasons): 108-93-45-5 (9)
 Associate Coach: Don Lever
 Assistant Coach: Brian McCutcheon
 Head Athletic Trainer: Jim Pizzutelli
 Equipment Manager: Rip Simonick
 VP of Communications: Mike Gilbert
 Arena (Capacity): HSBC Arena (18,595)
 General Office Phone: (716) 855-4100
 Team Colors: Black, white, red, gray and silver
 Radio: WNUC (107.7)
 Commercial TV: Empire Sports Network
 Cable TV: Empire Sports Network
 Website: www.sabres.com

Penguins vs. Sabres

YEAR	TOTAL	HOME	ROAD	GF-GA
1970-71	0-2-4	0-2-1	0-0-3	19-22
1971-72	1-2-3	0-1-2	1-1-1	14-14
1972-73	0-3-2	0-0-2	0-3-0	9-14
1973-74	3-2-0	3-0-0	0-2-0	17-15
1974-75	0-3-2	0-0-2	0-3-0	18-30
1975-76	1-4-0	1-2-0	0-2-0	13-27
1976-77	4-0-1	3-0-0	1-0-1	20-12
1977-78	0-0-5	0-0-2	0-0-3	17-17
1978-79	2-0-2	1-0-1	1-0-1	19-15
1979-80	0-4-0	0-2-0	0-2-0	8-30
1980-81	0-3-1	0-2-0	0-1-1	5-21
1981-82	1-2-0	1-1-0	0-1-0	12-15
1982-83	1-1-1	1-0-0	0-1-1	12-18
1983-84	0-3-0	0-2-0	0-1-0	9-16
1984-85	0-2-1	0-0-1	0-2-0	5-12
1985-86	2-0-1	1-0-1	1-0-0	11-6
1986-87	2-0-1	1-0-0	1-0-1	15-10
1987-88	2-0-1	2-0-0	0-0-1	16-9
1988-89	1-2-0	1-0-0	0-2-0	13-16
1989-90	0-3-0	0-2-0	0-1-0	6-14
1990-91	2-0-1	1-0-0	1-0-1	14-10
1991-92	2-1-0	1-1-0	1-0-0	14-11
1992-93	3-1-0	2-0-0	1-1-0	18-16
1993-94	*5-1-0	2-0-0	2-1-0	21-13
1994-95	2-1-1	1-0-1	1-1-0	15-13
1995-96	3-2-1	2-1-0	1-1-1	23-22
1996-97	3-3-0	3-0-0	0-3-0	14-14
1997-98	2-1-2	2-0-1	0-1-1	11-9
1998-99	1-2-1	1-0-1	0-2-0	10-11
1999-00	3-0-1	1-0-1	2-0-0	10-5
TOTAL	46-48-32	31-16-16	14-32-16	408-457

*Includes Game In Sacramento

2000-01 SCHEDULE

Friday, Dec. 1 @ Buffalo - 7:00
 Saturday, Dec. 2 @ Pittsburgh - 7:30
 Tuesday, Dec. 26 @ Buffalo - 7:30
 Tuesday, Mar. 27 @ Pittsburgh - 7:30

1999-2000	GP	W	L	T	RT	PTS	GF	GA	PPG	SHG	PEN	PIM
PITTSBURGH	4	3	0	1	0	7	10	5	3	0	18	39
BUFFALO	4	0	3	1	1	2	5	10	1	1	24	51

AT PITTSBURGH (1-0-1)
 AT BUFFALO (2-0-0)

Nov. 16 - Buffalo (BIRON/Roloson) 2 at PITTSBURGH (Aubin) 3 WG - Barnaby
 Nov. 30 - PITTSBURGH (Barrasso) 4 at Buffalo (Biron) 1 WG - Titov
 Feb. 16 - Buffalo (Hasek) 1 at Pittsburgh (Aubin) 1 TG - Kovalev
 Apr. 7 - PITTSBURGH (Tugnutt) 2 at Buffalo (Hasek) 1 (OT) WG - Jagr*
 - Roloson replaced Biron at 13:16 (Nov. 16)
 * Jagr scored at 0:13 of OT


GOALS AND SHOTS BY PERIOD	1st	2nd	3rd	OT	TOTAL
PITTSBURGH	6-33	0-26	3-39	1-1	10-99
BUFFALO	1-33	4-48	0-39	0-1	5-121

GOALTENDERS	GP	MP	GF	GA	ENG	SO	GAA	SHOTS	SVPCT	W-L-T
Tugnutt (P)	1	60:13	2	1	0	0	0.99	31	.968	1-0-0
Barrasso (P)	1	59:59	4	1	0	0	1.00	33	.970	1-0-0
Aubin (P)	2	124:51	4	3	0	0	1.44	57	.947	1-0-1
PITTSBURGH TOTALS	4	245:13	10	5	0	0	1.22	121	.959	3-0-1
Roloson (B)	1	45:23	2	0	0	0	0.00	14	1.000	0-0-0
Hasek (B)	2	125:13	2	3	0	0	1.44	54	.944	0-1-1
Biron (B)	2	73:16	1	7	0	0	5.74	31	.774	0-2-0
BUFFALO TOTALS	4	245:13	5	10	0	0	2.44	99	.899	0-3-1

POWER PLAY GOALS: PITTSBURGH (3 for 17) - Kovalev, Titov, J
 BUFFALO (1 for 11) - Sanderson

SHORT-HANDED GOALS: BUFFALO (1) - Satan

PITTSBURGH	GP	G	A	PTS	PIM	SOG	+/-	BUFFALO	GP	G	A	PTS	PIM	SOG	+/-
Kovalev	4	3	2	5	4	11	2	Satan	4	1	2	3	2	19	E
Lang	4	1	3	4	0	9	1	Groszek	3	1	1	2	4	3	E
Titov	3	2	1	3	0	4	1	Hoblinger	3	1	1	2	2	4	E
Jagr	4	2	1	3	0	14	1	Sanderson	3	1	0	1	0	12	-1
Miller	2	0	2	2	0	2	1	Varade	4	1	0	1	4	6	-1
Hrdina	3	0	2	2	0	4	E	Tsyplakov	2	0	1	1	0	0	-1
Straka	3	0	2	2	2	4	E	C. Brown	3	0	1	0	0	5	E
Rozsival	4	0	2	2	3	3	-1	Woodley	3	0	1	1	2	5	-1
Trebil	1	1	0	1	0	1	1	Peca	4	0	1	1	4	9	-1
Barnaby	3	1	0	1	13	6	E	Gratton	1	0	0	0	0	1	E
Dome	1	0	1	1	0	1	1	Roloson	1	0	0	0	0	0	--
Kasparaitis	4	0	1	1	2	1	E	Biron	2	0	0	0	0	0	--
Leach	4	0	1	1	0	2	E	Hasek	2	0	0	0	0	0	--
Barrasso	1	0	0	0	0	0	0	Primeau	2	0	0	0	0	0	-1
Beranek	1	0	0	0	0	4	-1	Sarich	2	0	0	0	2	3	C
Bonvie	1	0	0	0	0	1	E	Patrick	3	0	0	0	0	1	-1
Boughner	1	0	0	0	2	1	E	Ray	3	0	0	0	1	0	F
Slaney	1	0	0	0	2	3	E	Afinogenov	4	0	0	0	2	1	-1
Tugnutt	1	0	0	0	0	0	--	Barnes	4	0	0	0	0	11	3
Wright	1	0	0	0	0	0	E	McKee	4	0	0	0	2	10	-2
Aubin	2	0	0	0	0	0	0	Rasmussen	4	0	0	0	2	2	E
R. Brown	2	0	0	0	2	5	E	Smechlik	4	0	0	0	2	2	E
Chorske	2	0	0	0	0	1	-1	Ward	4	0	0	0	4	12	2
Falloon	2	0	0	0	2	3	E	Warener	4	0	0	0	6	6	-2
Ference	2	0	0	0	0	1	2	Zhitnik	4	0	0	0	4	8	E
Vereenka	2	0	0	0	2	1	E								
Jonsson	3	0	0	0	0	1	1								
Morozov	3	0	0	0	0	4	E								
Popovic	3	0	0	0	1	3	1								
Sleg	3	0	0	0	2	6	-2								
Moran	4	0	0	0	0	3	1								
TOTALS	4	10	18	28	39	99		TOTALS	4	5	8	13	51	121	



Valeri Bure



All-Time NHL Record: 1,012-878-332-5
 1999-00 Record/Finish: 31-41-10-5
 2000 Playoff Record: Did not qualify
 1999-00 Top Scorer: Valeri Bure (35-40-75)
 Stanley Cup Titles: One (1989)
 All-Time Calgary Scorer vs Pittsburgh:
 Al MacInnis (27gp, 6-23-29))
 All-Time Pittsburgh Scorer vs Calgary:
 Mario Lemieux (22gp, 18-34-52)
 Longest Atlanta/Calgary Win Streak vs Pittsburgh:
 5, Nov. 4, 1977-Nov. 3, 1978
 Longest Pittsburgh Win Streak vs Atlanta/Calgary:
 4, Dec. 16, 1972-Oct. 12, 1973; Mar. 3, 1992-Jan. 23, 1993
 Longest Calgary Undeclared Streak vs Pittsburgh:
 10, Feb. 7, 1981-Feb. 16, 1984 (6-0-4)
 Longest Pittsburgh Undeclared Streak vs Atlanta/Calgary:
 8, Dec. 16, 1972-Mar. 31, 1974 (6-0-2)
 Last Pittsburgh Win at Home:
 Jan. 5, 1999 (5-1) (0-0-0 since last win)
 Last Calgary Win at Home:
 Mar. 1, 2000 (8-2) (0-0-0 since last win)
 Last Pittsburgh Win at Calgary:
 Oct. 28, 1998 (5-2) (0-1-0 since last win)
 Last Calgary Win at Pittsburgh:
 Feb. 12, 1989 (4-3) (0-8-2 since last win)
 Most Goals by Pittsburgh vs Calgary:
 7, Dec. 19, 1995 (P 7-1)
 Most Goals by Calgary vs Pittsburgh:
 10, Feb. 16, 1984 (C, 10-3); Mar. 9, 1989 (C, 10-3)
 Most Goals by Both Teams:
 13, Feb. 16, 1984 (C, 10-3); Mar. 9, 1989 (C, 10-3)
 Last Pittsburgh Shutout vs Calgary: None
 Last Calgary Shutout vs Pittsburgh:
 Jan. 16, 1982 (4-0) - Pat Riggan
 Last Pittsburgh Hat Trick vs Calgary:
 Mar. 7, 1988 - Dan Quinn
 Last Calgary Hat Trick vs Pittsburgh:
 Feb. 29, 1996 - Gary Roberts
 Last Pittsburgh Trade with Calgary:
 Mar. 14, 2000, Rene Corbet and Tyler Moss to Pittsburgh for Brad Werenka
 Overtime Record vs Pittsburgh: 0-0-6

Team Information

Location: 555 Saddledome Rise SE, Calgary, Alberta T2P 3B9
 Founded: 1972 (Atlanta), 1980 (Calgary)
 Owners: Grant A. Bartlett, N. Murray Edwards, Harley N. Hotchkiss, Ronald V. Joyce, Alvin G. Libin, Allan P. Markon, JR. McCaig, Allan P. Joyce, Byron J. Seaman, Daryl K. Seaman
 Governor: Harley N. Hotchkiss
 President & CEO: Ron Bremner
 Executive VP & General Manager: Craig Button
 Head Coach: Don Hay
 Coach's Career NHL Record (Seasons): 38-37-7 (1)
 Assistant Coaches: Brad McCrimmon, Greg Gilbert
 Director of Communications: Peter Hanlon
 Athletic Therapist: Morris Boyer
 Physical Therapist: Terry Kane
 Arena (Capacity): Canadian Airlines Saddledome (17,139)
 General Office Phone: (403) 777-4636
 Team Colors: Red, white, black and gold
 Radio: 66 CFR (660AM)
 Television: Calgary 7
 Website: www.calgaryflames.com

Penguins vs. Flames

YEAR	TOTAL	HOME	ROAD	GF-GA
1972-73	4-1-0	3-0-0	1-1-0	23-15
1973-74	3-1-2	1-0-2	2-1-0	19-18
1974-75	1-1-2	1-0-1	0-1-1	12-14
1975-76	2-1-1	1-0-1	1-1-0	13-10
1976-77	0-3-1	0-1-1	0-2-0	12-18
1977-78	1-3-0	1-1-0	0-2-0	8-13
1978-79	0-3-1	1-0-1	0-1-1	7-16
1979-80	2-1-1	1-1-0	1-1-0	11-11
1980-81	1-2-1	0-0-1	0-1-1	13-19
1981-82	0-1-2	0-2-0	0-1-1	7-11
1982-83	0-3-0	0-2-0	0-1-0	6-14
1983-84	0-1-2	0-0-1	0-1-1	10-17
1984-85	2-0-1	2-0-0	0-0-1	18-13
1985-86	1-2-0	1-0-0	0-2-0	9-14
1986-87	1-2-0	0-2-0	1-0-0	10-11
1987-88	2-0-1	1-0-0	1-0-1	14-10
1988-89	1-2-0	1-1-0	0-1-0	11-15
1989-90	0-2-1	0-0-1	0-2-0	9-13
1990-91	2-1-0	2-0-0	0-1-0	13-12
1991-92	2-1-0	1-0-0	1-1-0	16-12
1992-93	2-0-0	1-0-0	1-0-0	7-5
1993-94	0-1-1	0-0-1	0-1-0	5-7
1994-95				
1995-96	1-1-0	1-0-0	0-1-0	10-8
1996-97	1-1-0	1-0-0	0-1-0	9-9
1997-98	1-1-0	1-0-0	0-1-0	7-7
1998-99	2-0-0	1-0-0	1-0-0	10-3
1999-00	0-1-0	0-0-0	0-1-0	2-8
TOTAL	32-36-17	22-10-10	10-26-7	291-323

2000-01 SCHEDULE

Saturday, Nov. 4 @ Calgary - 10:00
 Saturday, Mar. 10 @ Pittsburgh - 7:30

1999-2000	GP	W	L	T	RT	PTS	GF	GA	PPG	SHG	PFN	PIM
PITTSBURGH	1	0	1	0	0	0	2	8	1	0	1	2
CALGARY	1	1	0	0	0	2	8	2	0	0	3	6

AT PITTSBURGH (0-0-0)

AT CALGARY (1-0-0)


Mar. 1 - Pittsburgh (AUBIN/Skudra) 2 at CALGARY(Brathwaite)8 WG - St. Louis
 Skudra replaced Aubin at 42:26

GOALS AND SHOTS BY PERIOD	1st	2nd	3rd	OT	TOTAL
PITTSBURGH	1-10	9-10	1-9	---	2-29
CALGARY	2-9	1-14	5-15	---	8-38

GOALTENDERS	GP	MP	GF	GA	ENG	SO	GAA	SHOTS	SVPCT	W-L-T
Aubin (P)	1	42:26	1	5	0	0	7.07	25	.800	0-1-0
Skudra (P)	1	17:34	1	3	0	0	10.25	13	.769	0-0-0
PITTSBURGH TOTALS	1	60:00	2	8	0	0	8.00	38	.789	0-1-0
Brathwaite (C)	1	60:00	8	2	0	0	2.00	29	.931	1-0-0
CALGARY TOTALS	1	60:00	8	2	0	0	2.00	29	.931	1-0-0

POWER PLAY GOALS: PITTSBURGH 1 (1 for 3) Kovalev
 CALGARY (0 for 1)

PITTSBURGH	GP	G	A	PTS	PIM	SOG	+/-	CALGARY	GP	G	A	PTS	PIM	SOG	+/-
Kovalev	1	2	0	2	0	6	-1	Bure	1	2	2	4	0	6	4
Titov	1	0	2	2	0	3	-1	Johansson	1	3	4	0	2	2	4
Jorisson	1	0	1	1	0	0	-3	St. Louis	1	2	0	2	0	3	1
Straka	1	0	1	1	0	4	-1	Regher	1	1	1	2	0	1	4
Aubin	1	0	0	0	0	0	---	Savard	1	1	0	1	0	4	1
Barnaby	1	0	0	0	0	1	-2	Wilm	1	1	0	1	0	2	2
Brown	1	0	0	0	0	1	E	Corbet	1	0	1	0	2	1	
Falloon	1	0	0	0	2	1	-4	Cowan	1	0	1	0	0	3	1
Hirdina	1	0	0	0	0	1	-1	Housley	1	0	1	0	0	4	
Kasparaitis	1	0	0	0	0	4	-3	Iginla	1	0	1	1	0	6	1
Lang	1	0	0	0	0	0	-1	Nazarov	1	0	1	1	0	2	1
Moran	1	0	0	0	0	0	-2	Wiemer	1	0	1	1	2	2	2
Morozov	1	0	0	0	0	1	-2	Brathwaite	1	0	0	0	0	0	---
Rozsval	1	0	0	0	0	0	-2	Charron	1	0	0	0	0	0	1
Skudra	1	0	0	0	0	0	---	Dallas	1	0	0	0	0	1	E
Slaney	1	0	0	0	0	2	E	Lindsay	1	0	0	0	0	1	1
Slegr	1	0	0	0	0	2	-2	Morris	1	0	0	0	0	2	2
Sonnenberg	1	0	0	0	0	1	E	Shannon	1	0	0	0	2	1	3
Werenka	1	0	0	0	0	1	-2	Shantz	1	0	0	0	2	0	2
Wright	1	0	0	0	0	1	-2								
TOTALS	1	2	4	6	2	29		TOTALS	1	8	12	20	6	38	



Ron Francis

All-Time NHL Record: 638-815-213-0
 1999-00 Record/Finish: 37-35-10-0
 2000 Playoff Record: Did not qualify
 1999-00 Top Scorer: Ron Francis (78gp, 23-50-73)
 Stanley Cup Titles: None
 All-Time Carolina/Hartford Scorer vs Pittsburgh:
 Ron Francis (35gp, 15, 34, 49)
 All-Time Pittsburgh Scorer vs Carolina/Hartford:
 Mario Lemieux (32gp, 30-37-67); Jaromir Jagr (42gp, 22-45-67)
 Longest Carolina/Hartford Win Streak vs Pittsburgh:
 4, Oct. 28, 1986-Jan. 9, 1988; Feb. 26, 1989-Mar. 25, 1990
 Longest Pittsburgh Win Streak vs Carolina/Hartford:
 6, Oct. 3, 1997-Apr. 15, 1998
 Longest Carolina/Hartford Undeclared Streak vs Pittsburgh:
 7, Feb. 26, 1989-Dec. 8, 1990 (6-0-1)
 Longest Pittsburgh Undeclared Streak vs Carolina/Hartford:
 12, Nov. 22, 1996-Jan. 7, 1999 (9-0-3)
 Last Pittsburgh Win at Home:
 Apr. 3, 2000 (3-2) (0-0-0 since last win)
 Last Carolina Win at Home:
 Nov. 27, 1999 (5-3) (0-1-0 since last win)
 Last Pittsburgh Win at Carolina:
 Dec. 15, 1999 (6-3) (0-0-0 since last win)
 Last Carolina Win at Pittsburgh:
 Oct. 23, 1999 (3-2) (0-1-0 since last win)
 Most Goals by Pittsburgh vs Carolina/Hartford:
 10, Apr. 3, 1993 (P, 10-2)
 Most Goals by Carolina/Hartford vs Pittsburgh:
 9, Nov. 22, 1984 (H, 9-3); Dec. 26, 1980 (H, 9-7); Mar. 30, 1989 (H, 9-5)
 Most Goals by Both Teams:
 16, Dec. 26, 1980 (H, 9-7)
 Last Pittsburgh Shutout vs Carolina/Hartford:
 Jan. 15, 1997 (3-0) - Patrick Lalime
 Last Carolina/Hartford Shutout vs Pittsburgh: None
 Last Pittsburgh Hat Trick vs Carolina/Hartford:
 Feb. 16, 1995 - Luc Robitaille
 Last Carolina/Hartford Hat Trick vs Pittsburgh:
 Feb. 23, 1996 - Brendan Shanahan
 Last Pittsburgh Trade with Carolina/Hartford:
 Mar. 10, 1992, Future Considerations to Pittsburgh for Frank Pietrangolo
 Overtime Record vs Pittsburgh: 1-3-6

Team Information

Location: 1400 Edwards Mill Road, Raleigh, NC 27607
 Founded: 1972 (New England-VVHA), 1979 (Hartford-NHL), 1997 (Carolina-NHL)
 Owner/Governor: Peter Karmanos, Jr.
 General Partner: Thomas Theues
 CEO/General Manager: Jim Rutherford
 President/COO: Jim Cain
 VP/Assistant GM: Jason Karmanos
 Head Coach: Paul Maurice
 Coach's Career NHL Record (Seasons): 165-178-55 (5)
 Assistant Coaches: Randy Ladouceur, Kevin McCarthy
 Head Athletic Trainer: Peter Friesen
 Media Relations Director: Jerry Peters
 Arena (Capacity): Raleigh Entertainment and Sports Arena (18,715)
 General Office Phone: (919) 467-7825
 Team Colors: Red, Black, Silver
 Radio: Hurricanes Radio Network
 TV: Hurricanes Television Network
 Website: www.caneshockey.com

Penguins vs. Hurricanes

YEAR	TOTAL	HOME	ROAD	GF-GA
1979-80	1-2-1	1-0-1	0-2-0	15-21
1980-81	2-2-0	1-1-0	1-1-0	20-20
1981-82	2-0-1	1-0-1	1-0-0	18-11
1982-83	3-0-0	1-0-0	2-0-0	14-7
1983-84	2-1-0	1-1-0	1-0-0	11-10
1984-85	1-2-0	1-0-0	0-2-0	10-13
1985-86	1-2-0	1-1-0	0-1-0	12-10
1986-87	0-3-0	0-1-0	0-2-0	12-18
1987-88	2-1-0	2-0-0	0-1-0	13-11
1988-89	1-2-0	0-1-0	1-1-0	15-20
1989-90	0-2-1	0-1-1	0-1-0	9-15
1990-91	1-2-0	0-1-0	1-1-0	10-11
1991-92	0-2-1	0-2-0	0-0-1	11-16
1992-93	3-0-0	1-0-0	2-0-0	21-8
1993-94	4-1-0	2-0-0	2-1-0	23-22
1994-95	2-2-0	1-1-0	1-1-0	15-16
1995-96	3-2-1	3-0-0	0-2-1	28-18
1996-97	2-1-2	0-0-2	2-1-0	22-17
1997-98	6-0-0	3-0-0	3-0-0	22-10
1998-99	2-1-1	1-1-0	1-0-1	13-12
1999-00	2-2-0	1-1-0	1-1-0	14-13
TOTAL	40-30-8	21-12-5	19-18-3	328-299

'CANES FACT
 Former Penguin captain Ron Francis, who wore #21 the previous two seasons, will go back to his familiar #10 this year

2000-01 SCHEDULE
 Wednesday, Oct. 18 @Pittsburgh - 7:30
 Wednesday, Nov. 22 @Pittsburgh - 7:30
 Friday, Mar. 23 @ Carolina - 7:00
 Sunday, April 8 @ Carolina - 1:30

1999-2000	GP	W	L	T	RT	PTS	GF	GA	PPG	SHG	PEN	PIM
PITTSBURGH	4	2	2	0	0	4	14	13	2	0	18	50
CAROLINA	4	2	2	0	0	4	13	14	4	0	15	33

AT PITTSBURGH (1-1-0)

AT CAROLINA (1-1-0)

Oct. 23 - CAROLINA (Irbe) 3 at Pittsburgh (Skudra) 2 WG - Battaglia
 Nov. 27 - Pittsburgh (SKUDRA/Barrasso) 3 at CAROLINA (Irbe) 5 WG - Kapanen
 Dec. 15 - PITTSBURGH (Barrasso) 6 at Carolina (Irbe) 3 WG - Jagr
 Apr. 3 - Carolina (Irbe) 2 at PITTSBURGH (AUBIN/Tugnutt) 3 WG - Kovalev
 - Barrasso replaced Skudra at 39:57 on Nov. 27
 - Tugnutt replaced Aubin at 44:02 on Apr. 3


GOALS AND SHOTS BY PERIOD	1st	2nd	3rd	OT	TOTAL
PITTSBURGH	4-31	6-26	4-30	---	14-87
CAROLINA	3-34	5-37	5-23	---	13-94

GOALTENDERS	GP	MP	GF	GA	ENG	SO	GAA	SHOTS	SVPCT	W-L-T
Aubin (P)	1	41:02	3	1	0	0	1.36	24	.958	1-0-0
Barrasso (P)	2	77:29	6	4	0	0	3.10	27	.852	1-0-0
Tugnutt (P)	1	15:58	0	1	0	0	3.75	6	.833	0-0-0
Skudra (P)	2	99:09	5	7	0	0	4.24	37	.811	0-2-0
PITTSBURGH TOTALS	4	240:00	14	13	0	0	3.25	94	.851	2-2-0
Irbe (C)	4	238:08	13	13	1	0	3.28	86	.849	2-2-0
CAROLINA TOTALS	4	240:00	13	14	1	0	3.50	87	.839	2-2-0

POWER PLAY GOALS: PITTSBURGH (2 for 13) - Kovalev, Rozsival

CAROLINA (4 for 17) - Kapanen, Francis, Coffey, Tanabe

PITTSBURGH	GP	G	A	PTS	PIM	SOG	+/-	CAROLINA	GP	G	A	PTS	PIM	SOG	+/-
Jagr	4	4	1	8	2	19	4	Battaglia	4	2	3	5	2	6	2
Kovalev	4	3	3	6	2	12	1	Kapanen	3	3	1	4	0	8	1
Straka	3	1	4	5	0	7	5	O'Neill	4	2	2	1	2	6	1
Hrdina	3	2	2	4	0	2	4	Francis	3	3	3	4	2	5	E
Rozsival	3	1	2	3	4	1	6	Kron	4	1	3	4	2	6	2
Titov	3	1	2	3	0	7	2	Hill	4	0	3	3	2	9	1
Morozov	4	1	2	3	2	9	2	Roberts	4	0	3	3	4	6	-2
Slego	2	1	1	2	0	2	4	Coffey	4	1	1	2	2	11	E
Lang	2	0	2	2	0	1	1	Kovalenko	4	0	2	2	2	1	2
Faloon	1	0	1	1	0	2	E	Tanabe	2	1	0	1	2	1	E
Miller	3	0	1	1	4	3	4	Rurheim	3	1	0	1	0	4	E
Barnaby	4	0	1	1	5	3	-1	Wesley	4	1	0	1	0	4	-2
Aubin	1	0	0	0	0	0	0	Brind'armour	1	0	0	0	0	2	-3
Beranek	1	0	0	0	0	2	E	Halko	1	0	0	0	0	1	-1
Boughner	1	0	0	0	15	0	2	McCarthy	1	0	0	0	0	2	E
Dome	1	0	0	0	0	1	E	Malik	2	0	0	0	0	2	-1
Laukkanen	1	0	0	0	0	2	2	Gelinis	3	0	0	0	0	5	-4
Slaney	1	0	0	0	2	0	-1	Leschyshyn	3	0	0	0	4	1	-1
Tugnutt	0	0	0	0	0	0	0	Manderville	3	0	0	0	2	2	-1
Barrasso	2	0	0	0	0	0	0	Ritchie	3	0	0	0	7	2	-1
Ference	2	0	0	0	0	3	-3	Daniels	4	0	0	0	0	1	E
Skudra	2	0	0	0	0	0	0	Irbe	4	0	0	0	0	0	0
Wright	2	0	0	0	0	0	E	Pratt	4	0	0	0	0	5	-2
Brown	3	0	0	0	0	1	1	Weslund	4	0	0	0	0	4	-2
Chorske	3	0	0	0	0	1	-1								
Kasparaitis	3	0	0	0	2	1	-2								
Moran	3	0	0	0	2	1	1								
Werenka	3	0	0	0	2	2	1								
Jonsson	4	0	0	0	7	2	-1								
Leach	4	0	0	0	2	1	-1								
Popovic	4	0	0	0	2	2	1								
Berich					2										
TOTALS	4	14	25	39	50	87		TOTALS	4	13	21	34	33	94	



Tony Amonte



All-Time NHL Record: 2,057 2,167-768-2
 1999-00 Record/Finish: 33-39-10-2
 2000 Playoff Record: Did not qualify
 1999-00 Top Scorer: Tony Amonte (43-41-81)
 Stanley Cup Titles: Three (1934, 1938 and 1961)
 All-Time Chicago Scorer vs Pittsburgh:
 Stan Mikita (52gp, 32-39-71)
 All-Time Pittsburgh Scorer vs Chicago:
 Mario Lemieux (23gp, 22-33-55)
 Longest Chicago Win Streak vs Pittsburgh:
 9, Dec. 18, 1968-Dec. 20, 1970
 Longest Pittsburgh Win Streak vs Chicago:
 3, Oct. 22, 1988-Mar. 12, 1989
 Longest Chicago Undeclared Streak vs Pittsburgh:
 9, Dec. 28, 1968-Dec. 20, 1970 (9-0-0); Jan. 4, 1981-
 Mar. 14, 1983 (7-0-2)
 Longest Pittsburgh Undeclared Streak vs Chicago:
 6, Dec. 2, 1978-Dec. 19, 1979 (2-0-4)
 Last Pittsburgh Win at Home:
 Mar. 23, 1999 (5-2) (0-0-1 since last win)
 Last Chicago Win at Home:
 Nov. 2, 1997 (3-1) (0-1-0 since last win)
 Last Pittsburgh Win at Chicago:
 Dec. 26, 1999 (4-7) (0-0-0 since last win)
 Last Chicago Win at Pittsburgh:
 Feb. 22, 1997 (5-2) (0-1-2 since last win)
 Most Goals by Pittsburgh vs Chicago:
 10, Feb. 21, 1976 (P: 10-1)
 Most Goals by Chicago vs Pittsburgh:
 9, Jan. 21, 1973 (C: 9-3); Mar. 19, 1978 (C: 9-1)
 Most Goals by Both Teams:
 13, Oct. 23, 1968 (C: 8-5); Dec. 6, 1988 (P: 7-6)
 Last Pittsburgh Shutout vs Chicago:
 Dec. 19, 1979 (0-0) - Greg Millen
 Last Chicago Shutout vs Pittsburgh:
 Jan. 15, 1984 (2-0) - Tony Esposito
 Last Pittsburgh Hat Trick vs Chicago:
 Mar. 12, 1989 - Mario Lemieux
 Last Chicago Hat Trick vs Pittsburgh:
 Nov. 8, 1992 - Michel Goulet
 Last Pittsburgh Trade with Chicago:
 Oct. 22, 1997, Tuomas Gronman to Pittsburgh for
 Greg Johnson
 Overtime Record vs Pittsburgh: 0-0-5

Team Information

Location: 1901 West Madison Street, Chicago, IL 60612
 Founded: September 25, 1926
 Owner, Governor & President: William W. Wirtz
 General Manager: Bob Pulford
 Manager of Hockey Operations: Mike Smith
 Assistant GM: Nick Beverley
 Head Coach: Alpo Suhonen
 Coach's Career NHL Record (Seasons): First Season
 Assistant Coaches: Denis Savard, Don Jackson
 Asst. Coach/Strength & Conditioning: Phil Walker
 Goaltending Consultant: Vladislav Tretiak
 Head Trainer: Michael Gapski
 Executive Director of Communications: Jim DeMaria
 Arena (Capacity): United Center (20,500)
 General Office Phone: (312) 455-7000
 Team Colors: Red, white and black
 Radio: WMAQ 670AM
 Commercial TV: None
 Cable TV: Fox Sports Chicago
 Website: www.chicagoblackhawks.com

Penguins vs. Blackhawks

YEAR	TOTAL	HOME	ROAD	GF-GA
1967-68	1-2-1	1-0-1	0-2-0	10-14
1968-69	2-4-0	1-2-0	1-2-0	22-28
1969-70	0-6-0	0-3-0	0-3-0	7-27
1970-71	2-4-0	2-1-0	0-3-0	12-17
1971-72	0-5-1	0-3-0	0-2-1	11-27
1972-73	3-2-0	2-0-0	1-2-0	15-18
1973-74	1-5-0	0-3-0	1-2-0	12-20
1974-75	2-1-1	2-0-0	0-1-1	20-14
1975-76	1-2-1	1-1-0	0-1-1	21-16
1976-77	2-2-0	2-0-0	0-2-0	12-9
1977-78	2-1-1	2-0-0	0-1-1	12-16
1978-79	2-0-2	2-0-0	0-0-2	15-8
1979-80	0-2-2	0-1-1	0-1-1	7-9
1980-81	1-3-0	1-1-0	0-2-0	15-20
1981-82	0-1-2	0-0-1	0-1-1	11-14
1982-83	0-3-0	0-2-0	0-1-0	9-15
1983-84	1-1-1	0-0-1	1-1-0	7-7
1984-85	1-2-0	1-1-0	0-1-0	12-15
1985-86	1-1-1	1-0-0	0-1-1	12-13
1986-87	2-1-0	1-1-0	1-0-0	9-4
1987-88	2-1-0	1-0-0	1-1-0	17-12
1988-89	3-0-0	2-0-0	1-0-0	20-15
1989-90	0-3-0	0-1-0	0-2-0	11-16
1990-91	0-3-0	0-2-0	0-1-0	7-15
1991-92	1-0-1	0-0-1	1-0-0	8-7
1992-93	1-1-0	1-0-0	0-1-0	6-8
1993-94	1-1-0	1-0-0	0-1-0	5-7
1994-95		DID NOT PLAY		
1995-96	1-1-0	1-0-0	0-1-0	7-8
1996-97	0-2-0	0-1-0	0-1-0	3-7
1997-98	0-1-1	0-0-1	0-1-0	3-5
1998-99	1-0-0	1-0-0	0-0-0	5-2
1999-00	1-0-1	0-0-1	1-0-0	7-5
TOTAL	35-61-16	26-23-7	9-38-9	350-418

2000-01 SCHEDULE
 Sunday, Jan. 21 @ Chicago - 8:00
 Thursday, Mar. 29 @ Pittsburgh - 7:30

1999-2000	GP	W	L	T	RT	PTS	GF	GA	PPG	SHG	PEN	PIM
PITTSBURGH	2	1	0	1	0	3	7	5	2	0	14	42
CHICAGO	2	0	1	1	0	1	5	7	1	1	16	43

AT PITTSBURGH (0-0-1)

AT CHICAGO (1-0-0)

Oct. 16 - Chicago (Thibault) 3 at Pittsburgh (Skudra) 3 TG - Jagr

Dec. 26 - PITTSBURGH (Skudra/AUBIN) 4 at Chicago (Thibault) 2 WG - Wright
 - Aubin replaced Skudra at 36:56 on Dec. 26.


GOALS AND SHOTS BY PERIOD	1st	2nd	3rd	OT	TOTAL
PITTSBURGH	1-18	3-16	3-16	0-4	7-54
CHICAGO	2-14	0-10	3-26	0-2	5-52

GOALTENDERS	GP	MP	GF	GA	ENG	SO	GAA	SHOTS	SVPCT	W-L-T
Skudra (P)	2	102:44	5	4	0	0	2.34	38	.895	0-0-1
Aubin (P)	1	22:19	2	1	0	0	2.69	14	.929	1-0-0
PITTSBURGH TOTALS	2	125:00	7	5	0	0	2.40	52	.904	1-0-1
Thibault (C)	2	123:14	5	6	1	0	2.92	53	.887	0-1-1
CHICAGO TOTALS	2	125:00	5	7	1	0	3.36	54	.870	0-1-1

POWER PLAY GOALS: PITTSBURGH (2 for 10) - Jagr, L
 CHICAGO (1 for 8) - Cote

SHORT HANDED GOALS: CHICAGO (1) - Amonte

PITTSBURGH	GP	G	A	PTS	PIM	SOG	+/-	CHICAGO	GP	G	A	PTS	PIM	SOG	+/-
Jagr	2	4	1	5	2	12	4	Cote	2	1	1	2	0	6	E
Lang	2	1	1	2	2	5	E	Eriksson	2	1	1	2	0	4	E
Titov	2	0	2	2	0	3		Zhamnov	2	0	2	2	0	5	I
Wright	1	1	0	1	0	1		McAmmond	1	1	0	1	0	3	I
Moran	2	1	0	1	0	2	-1	Allison	2	1	0	1	2	1	I
Dome	1	0	1	1	0	1	E	Amonte	2	1	0	1	0	7	E
Ference	1	0	1	1	0	1	E	Nylander	1	0	1	1	4	1	E
Slaney	1	0	1	1	0	0	2	Sullivan	1	0	1	1	0	0	I
Siegr	1	0	1	1	4	4	-1	B. Brown	2	0	1	1	6	1	F
Sonnenberg	1	0	1	1	0	1	E	Atcheynum	1	0	0	0	0	0	-1
Straka	1	0	1	1	0	3	2	Janssens	1	0	0	0	0	1	-1
Popovic	2	0	1	1	2	2	-1	Leroux	1	0	0	0	0	3	-1
Aubin	1	0	0	0	0	0	--	Manson	1	0	0	0	0	1	-1
Barnaby	1	0	0	0	2	0	-1	Mironov	1	0	0	0	0	3	-1
Bonvie	1	0	0	0	5	0	2	VandenBussche	1	0	0	0	5	0	-1
Brown	1	0	0	0	0	1	E	Zmolek	1	0	0	0	0	0	E
Chorske	1	0	0	0	0	0	E	Daze	2	0	0	0	0	4	-1
Hirdina	1	0	0	0	0	0	E	Dumont	2	0	0	0	4	2	E
Jonsson	1	0	0	0	0	0	2	Gilmour	2	0	0	0	4	2	-1
Kasparaitis	2	0	0	0	23	0	2	Marha	2	0	0	0	0	0	E
Kovalev	2	0	0	0	0	8	-1	McCabe	2	0	0	0	14	5	-1
Miller	2	0	0	0	0	0	1	Olczyk	2	0	0	0	0	3	-1
Morozov	2	0	0	0	0	2	-2	Probert	2	0	0	0	4	0	-1
Rozival	2	0	0	0	0	6	-3	Thibault	2	0	0	0	0	0	--
Skudra	2	0	0	0	0	0	--								
Werenka	2	0	0	0	0	2	E								
Bench					2										
TOTALS	2	7	11	18	42	51		TOTALS	1	5	7	12	43	52	



Joe Sakic

All-Time NHL Record: 718-731-217-1
 1999-00 Record/Finis: 42-29-11-1, First, Northwest Division
 2000 Playoff Record: Defeated Phoenix, 4-1, Western Conference Quarterfinals; Defeated Detroit, 4-1, Western Conference Semifinals; Lost to Dallas, 4-3, Western Conference Finals
 1999-00 Top Scorer: Joe Sakic (28-53-81)
 Stanley Cup Titles: One (1996)
 All-Time Quebec/Colorado Scorer vs Pittsburgh: Peter Stasny (29gp, 23-28-51)
 All-Time Pittsburgh Scorer vs Quebec/Colorado: Mario Lemieux (29gp, 29-36-65)
 Longest Quebec/Colorado Win Streak vs Pittsburgh: 10, Oct. 21, 1982-Oct. 19, 1985
 Longest Pittsburgh Win Streak vs Quebec/Colorado: 7, Mar. 22, 1986-Mar. 27, 1988
 Longest Quebec/Colorado Undeclared Streak vs Pittsburgh: 11, Oct. 21, 1982-Oct. 26, 1985 (10-0-1)
 Longest Pittsburgh Undeclared Streak vs Quebec/Colorado: 9, Oct. 25, 1990-Apr. 3, 1993 (7-0-2)
 Last Pittsburgh Win at Home: Feb. 21, 1995 (5-4) (0-5-1 since last win)
 Last Colorado Win at Home: Jan. 13, 2000 (4-3) (0-0-0 since last win)
 Last Pittsburgh Win at Colorado: Feb. 25, 1999 (3-2) (0-1-0 since last win)
 Last Colorado Win at Pittsburgh: Mar. 7, 1999 (3-1) (0-0-1 since last win)
 Most Goals by Pittsburgh vs Quebec/Colorado: 8, Mar. 3, 1987 (P 8-1); Nov. 16, 1989 (P 8-2)
 Most Goals by Quebec/Colorado vs Pittsburgh: 10, Dec. 29, 1984 (Q, 10-2)
 Most Goals by Both Teams: 14, Mar. 8, 1984 (Q, 8-6)
 Last Pittsburgh Shutout vs Quebec/Colorado: Jan. 27, 1994 (3-0) Ken Wregget
 Last Quebec/Colorado Shutout vs Pittsburgh: Feb. 24, 1980 (2-0) - Michel Dion
 Last Pittsburgh Hat Trick vs Quebec/Colorado: Nov. 18, 1991 Kevin Stevens
 Last Colorado Hat Trick vs Pittsburgh: Jan. 3, 1998 -Valeri Kamensky
 Last Pittsburgh Trade with Colorado: Sept. 28, 1997, Third round pick in 1998 Entry Draft to Pittsburgh for Francois Leroux
 Overtime Record vs Pittsburgh: 2-1-6

Team Information

Location: Pepsi Center, 1000 Chopper Circle, Denver, CO 80204
 Founded: 1972 (Quebec-WHA), 1979 (Quebec-NHL), 1995 (Colorado-NHL)
 Owner & Governor: E. Stanley Kroenke
 President & General Manager: Pierre Lacroix
 VP & Assistant GM: Francois Giguere
 Head Coach: Bob Hartley
 Coach's Career NHL Record (Seasons): 86-5721-1 (2)
 Assistant Coaches: Jacques Cloutier & Bryan Trotter
 VP of Player Personnel: Michel Goulet
 Strength & Conditioning Coach: Paul Goldberg
 Athletic Trainer: Pat Karns
 VP of Communications/Team Services: Jean Martineau
 Arena (Capacity): Pepsi Center (18,129)
 General Office Phone: (303) 405-1100
 Team Colors: Burgandy, silver, blue and black
 Radio: KKFN 950AM "The Fan"
 Commercial TV: KTVD Channel 20
 Cable TV: Fox Sports Rocky Mountain
 Website: www.coloradoavalanche.com

Penguins vs. Avalanche

YEAR	TOTAL	HOME	ROAD	GF-GA
1979-80	2-2-0	2-0-0	0-2-0	10-9
1980-81	2-1-1	1-0-1	1-1-0	15-16
1981-82	3-0-0	1-0-0	2-0-0	15-6
1982-83	0-3-0	0-2-0	0-1-0	11-22
1983-84	0-3-0	0-1-0	0-2-0	8-21
1984-85	0-3-0	0-2-0	0-1-0	6-26
1985-86	1-1-1	0-0-1	1-1-0	14-12
1986-87	3-0-0	2-0-0	1-0-0	19-6
1987-88	3-0-0	1-0-0	2-0-0	17-11
1988-89	1-2-0	1-1-0	0-1-0	8-16
1989-90	2-1-0	1-0-0	1-1-0	17-9
1990-91	3-0-0	2-0-0	1-0-0	18-11
1991-92	2-0-1	1-0-1	1-0-0	17-10
1992-93	2-0-1	1-0-1	1-0-0	16-11
1993-94	1-4-0	1-2-0	0-2-0	17-25
1994-95	2-2-0	1-1-0	1-1-0	18-17
1995-96	0-1-1	0-1-0	0-0-1	8-11
1996-97	0-2-0	0-1-0	0-1-0	6-10
1997-98	0-1-1	0-1-0	0-0-1	7-8
1998-99	1-1-0	0-1-0	1-0-0	4-5
1999-00	0-1-1	0-0-1	0-1-0	6-7
TOTAL	28-28-7	15-13-5	13-15-2	257-269

2000-01 SCHEDULE
 Monday, Nov. 13 @ Colorado - 9:00
 Monday, Feb. 19 @ Pittsburgh - 3:00

1999-2000	GP	W	L	T	RT	PTS	GF	GA	PPG	SHG	PEN	PIM
PITTSBURGH	2	0	1	1	0	1	6	7	1	0	12	35
COLORADO	2	1	0	1	0	3	6	5	1	0	14	31

AT PITTSBURGH (0-0-1)

AT COLORADO (0-1-0)

Oct. 8 - Colorado (Roy) 3 at Pittsburgh (Skudra) 3 TG - Slego

Jan. 13 - Pittsburgh (Barrasso) 3 at COLORADO (Roy) 4 WG - Rolston


GOALS AND SHOTS BY PERIOD	1st	2nd	3rd	OT	TOTAL
PITTSBURGH	1-16	3-24	2-22	0-6	6-68
COLORADO	3-13	3-14	1-9	0-4	7-40

GOALTENDERS	GP	MP	GF	GA	ENG	SO	GAA	SHOTS	SVPCT	W-L-T
Skudra (P)	1	64:48	3	3	0	0	2.78	18	.833	0-0-1
Barrasso (P)	1	58:52	3	4	0	0	4.08	22	.818	0-1-0
PITTSBURGH TOTALS	2	125:00	6	7	0	0	3.36	40	.825	0-1-1
Roy (C)	2	124:59	7	6	0	0	2.88	68	.912	1-0-1
COLORADO TOTALS	2	125:00	7	6	0	0	2.88	68	.912	1-0-1

POWER PLAY GOALS: PITTSBURGH (1 for 11) - Kovalev
 COLORADO (1 for 8) - Hejduk

PITTSBURGH	GP	G	A	PTS	PIM	SOG	+	-	COLORADO	GP	G	A	PTS	PIM	SOG	+	-
Jagr	2	1	2	3	4	13	-2		Sakic	2	0	4	4	2	6	2	
Titov	2	1	2	3	2	6	2		Forsberg	1	0	3	3	0	1	1	3
Kovalev	2	1	1	2	2	7	E		Hejduk	2	2	0	2	0	5	-1	
Morozov	2	0	2	2	0	8	2		Reid	1	1	1	2	0	3	E	
Rozsival	2	0	2	2	0	2	-1		Ozolinski	2	1	1	2	2	4	E	
Wright	1	1	0	1	0	4	1		Rolston	1	1	0	1	0	2	-1	
Barnaby	2	1	0	1	19	1	2		Klemm	2	1	0	1	0	1	-1	
Slego	2	1	0	1	4	4	-1		Tanguay	2	1	0	1	0	1	-1	
Kasparaitis	1	0	1	1	2	1	E		Lemieux	1	0	1	1	0	1	E	
Lang	2	0	1	1	0	1	-1		Deadmarsh	2	0	1	1	2	2	E	
Straka	2	0	1	1	0	5	-1		Drury	2	0	1	1	0	1	-1	
Barrasso	1	0	0	0	0	0	--		Messier	2	0	1	1	0	1	E	
Bonvie	1	0	0	0	0	1	E		Hinote	1	0	0	0	0	2	E	
Brown	1	0	0	0	0	2	E		Miller	1	0	0	0	0	1	-1	
Ference	1	0	0	0	0	0	E		Oders	1	0	0	0	7	0	E	
Jonsson	1	0	0	0	0	2	-1		Podain	1	0	0	0	0	1	E	
Leach	1	0	0	0	0	0	E		De Vries	2	0	0	0	4	1	-2	
Miller	1	0	0	0	0	4	-2		Dingman	2	0	0	0	2	0	E	
Skudra	1	0	0	0	0	0	--		Footo	2	0	0	0	8	2	3	
Slaney	1	0	0	0	0	0	-2		Gusarov	2	0	0	0	0	2	1	
Werenka	1	0	0	0	0	0	E		Roy	2	0	0	0	2	0	E	
Chorske	2	0	0	0	0	0	E		Skoula	2	0	0	0	0	3	1	
Hirdina	2	0	0	0	2	1	-2		Yelle	2	0	0	0	0	0	E	
Moran	2	0	0	0	0	2	2		Bench					2			
Popovic	2	0	0	0	0	1	E										
TOTALS	2	6	12	18	35	68			TOTALS	2	7	13	20	31	40		

COLORADO AVALANCHE



Mike Modano

All-Time NHL Record: 1,034-1,160-410-6
 1999-00 Record/Finish: 43-29-10-6, First, Pacific Division
 2000 Playoff Record: Defeated Edmonton, 4-1, Western Conference Quarterfinals; Defeated San Jose, 4-1, Western Conference Semifinals; Defeated Colorado, 4-3, Western Conference Finals; Lost to New Jersey, 4-2, Stanley Cup Finals
 1999-00 Top Scorer: Mike Modano (38-43-81)
 Stanley Cup Titles: One (1999)
 All-Time Minnesota/Dallas Scorer vs Pittsburgh: Bill Goldsworthy (54gp, 23-22-15)
 All-Time Pittsburgh Scorer vs Minnesota/Dallas: Rick Kehoe (36gp, 19-27-46)
 Longest Minnesota/Dallas Win Streak vs Pittsburgh: 4, Oct. 28, 1971-Feb. 20, 1972; Jan. 12, 1983-Dec. 1, 1983
 Longest Pittsburgh Win Streak vs Minnesota/Dallas: 8, Oct. 15, 1985-Mar. 1, 1988
 Longest Minnesota/Dallas Undeclared Streak vs Pittsburgh: 7, Feb. 3, 1982-Dec. 1, 1983 (6-0-1)
 Longest Pittsburgh Undeclared Streak vs Minnesota/Dallas: 8, Oct. 15, 1985-Mar. 1, 1988 (8-0-0)
 Last Pittsburgh Win at Home: Jan. 14, 1997 (3-1) (0-1-2 since last win)
 Last Dallas Win at Home: Oct. 1, 1999 (6-4) (0-0-0 since last win)
 Last Pittsburgh Win at Minnesota/Dallas: Nov. 14, 1995 (1-2) (0-3-1 since last win)
 Last Dallas Win at Pittsburgh: Nov. 5, 1997 (5-2) (0-0-1 since last win)
 Most Goals by Pittsburgh vs Minnesota/Dallas: 9, Jan. 12, 1989 (R 9-2)
 Most Goals by Minnesota/Dallas vs Pittsburgh: 10, Mar. 7, 1973 (M, 10-4)
 Most Goals by Both Teams: 15, Dec. 21, 1974 (M, 8-7); Feb. 3, 1982 (M, 9-6)
 Last Pittsburgh Shutout vs Dallas: Mar. 22, 1998 (0-0) - Tom Barrasso
 Last Dallas Shutout vs Pittsburgh: Mar. 22, 1998 (0-0) - Ed Belfour
 Last Pittsburgh Hat Trick vs Minnesota/Dallas: Mar. 4, 1990 - Rob Brown
 Last Dallas Hat Trick vs Pittsburgh: Nov. 5, 1997 - Joe Nieuwendyk
 Last Pittsburgh Trade with Dallas: Jun. 22, 1996, Kevin Hatcher to Pittsburgh for Sergei Zubov
 Overtime Record vs Pittsburgh: 0-1-3

Team Information

Location: 211 Cowboys Parkway, Irving, TX 75063
 Founded: 1967 (Minnesota), 1993 (Dallas)
 Owner & Chairman of the Board: Thomas O. Hicks
 President: James R. Lites
 VP of Hockey Operations & General Manager: Bob Gainey
 Assistant General Manager: Doug Armstrong
 Head Coach: Ken Hitchcock
 Coach's Career NHL Record (Seasons): 206-119-46-6 (5)
 Assistant Coaches: Doug Jarvis and Rick Wilson
 Strength & Conditioning Coach: JJ McQueen
 Head Athletic Trainer: Dave Supnunt
 Director of Media Relations: Larry Kelly
 Arena (Capacity): Reunion Arena (17,001)
 General Office Phone: (972) 868-2890
 Team Colors: Black, green, gold and white
 Radio: WBAP 820AM
 Commercial TV: KXAT Channel 39
 Cable TV: Fox Sports Southwest
 Website: www.dallasstars.com

Penguins vs. Stars

YEAR	TOTAL	HOME	ROAD	GF-GA
1967-68	4-3-3	2-1-2	2-2-1	33-29
1968-69	5-3-0	2-2-0	3-1-0	25-15
1969-70	5-2-1	3-1-0	2-1-1	33-27
1970-71	1-3-2	1-1-1	0-2-1	12-13
1971-72	2-4-0	2-1-0	0-3-0	11-17
1972-73	2-3-0	2-1-0	0-2-0	18-21
1973-74	2-2-1	1-0-1	1-2-0	17-20
1974-75	3-1-0	2-0-0	1-1-0	21-14
1975-76	2-1-1	1-0-1	1-1-0	15-10
1976-77	3-1-0	2-0-0	1-1-0	17-9
1977-78	2-2-0	2-0-0	0-2-0	18-17
1978-79	3-1-0	2-0-0	1-1-0	19-11
1979-80	1-3-0	1-1-0	0-2-0	12-15
1980-81	1-3-0	1-1-0	0-2-0	13-18
1981-82	1-2-0	1-1-0	0-1-0	14-15
1982-83	0-2-1	0-1-0	0-1-1	8-16
1983-84	1-2-0	1-1-0	0-1-0	12-12
1984-85	1-2-0	0-1-0	1-1-0	10-10
1985-86	3-0-0	2-0-0	1-0-0	10-7
1986-87	3-0-0	1-0-0	2-0-0	10-7
1987-88	2-1-0	2-0-0	0-1-0	12-9
1988-89	1-2-0	0-1-0	1-1-0	12-11
1989-90	1-1-1	1-1-0	0-0-1	14-16
1990-91	2-1-0	1-0-0	1-1-0	11-10
1991-92	2-1-0	1-0-0	1-1-0	13-8
1992-93	1-1-0	0-1-0	1-0-0	7-7
1993-94	0-2-0	0-1-0	0-1-0	5-12
1994-95	DID NOT PLAY			
1995-96	2-0-0	1-0-0	1-0-0	9-3
1996-97	1-1-0	1-0-0	0-1-0	5-7
1997-98	0-1-1	0-1-0	0-0-1	2-5
1998-99	0-1-1	0-0-1	0-1-0	6-8
1999-00	0-1-0	0-0-0	0-1-0	4-6
TOTAL	57-53-12	36-18-6	21-35-6	428-405

2000-01 SCHEDULE
 Saturday, Dec. 23 @ Pittsburgh - 7:30
 Friday, Jan. 19 @ Dallas - 8:00

1999-2000	GP	W	L	T	RT	PTS	GF	GA	PPG	SHG	PEN	PIM
PITTSBURGH	1	0	1	0	0	0	4	6	0	0	6	12
DALLAS	1	1	0	0	0	2	6	4	3	0	1	2

AT PITTSBURGH (0-0-0)

AT DALLAS (0-1-0)

Oct. 1 - Pittsburgh (Barraso), 4 at DALLAS (Belfour), 6 WG - Langenbrunner


GOALS AND SHOTS BY PERIOD	1st	2nd	3rd	OT	TOTAL
PITTSBURGH	1-5	1-5	2-11	---	4-21
DALLAS	2-7	3-9	1-8	---	6-24

GOALTENDERS	GP	MP	GF	GA	ENG	SO	GAA	SHOTS	SVPCT	W-L-T
Barraso (P)	1	57:04	4	6	0	0	6.32	24	.750	0-1-0
PITTSBURGH TOTALS	1	60:00	4	6	0	0	6.00	24	.750	0-1-0
Belfour (D)	1	59:56	6	4	0	0	4.00	21	.810	1-0-0
DALLAS TOTALS	1	60:00	6	4	0	0	4.00	21	.810	1-0-0

POWER PLAY GOALS: PITTSBURGH (0 for 1)

DALLAS (3 for 6) - Hull, Nieuwendyk, Modano

PITTSBURGH	GP	G	A	PTS	PIM	SOG	+/-	DALLAS	GP	G	A	PTS	PIM	SOG	+/-
Miller	1	2	0	2	2	3	E	Hull	1	1	2	3	0	2	E
Slaney	1	0	2	2	0	0	E	Nieuwendyk	1	1	2	3	2	5	E
Brown	1	1	0	1	0	2	E	Zubov	1	0	3	3	0	1	-1
Titov	1	1	0	1	0	3	E	Modano	1	2	0	2	0	4	E
Barnaby	1	0	1	1	0	0	E	Langenbrunner	1	1	0	1	0	2	E
Jagr	1	0	1	1	0	1	E	Lind	1	1	0	1	0	2	E
Kovalev	1	0	1	1	0	2	E	Belfour	1	0	1	1	0	0	E
Lang	1	0	1	1	2	1	E	Hatcher	1	0	1	1	0	0	-1
Moran	1	0	1	1	2	0	E	Lehtinen	1	0	1	1	0	1	E
Straka	1	0	1	1	2	3	E	Patera	1	0	1	1	0	1	E
Barraso	1	0	0	0	0	0	--	Sydor	1	0	1	1	0	0	-1
Chorske	1	0	0	0	0	0	E	Belfour	1	0	0	0	0	0	--
Ference	1	0	0	0	0	2	-1	Carbonneau	1	0	0	0	0	3	-1
Hrdina	1	0	0	0	0	2	E	Chambers	1	0	0	0	0	0	-1
Morozov	1	0	0	0	0	0	E	Keane	1	0	0	0	0	0	-2
Popovic	1	0	0	0	0	1	E	Luhning	1	0	0	0	0	1	-2
Rozsival	1	0	0	0	0	0	E	Lukowich	1	0	0	0	0	0	E
Slegr	1	0	0	0	0	1	E	Plante	1	0	0	0	0	1	-1
Werenka	1	0	0	0	4	0	E	Pushor	1	0	0	0	0	0	E
								Sloan	1	0	0	0	0	1	E
TOTALS	1	4	8	12	12	21		TOTALS	1	6	12	18	2	24	



Steve Yzerman



All-Time NHL Record: 2,163-2,054-855-2
 1999-00 Record/Finish: 48-24-10-2, Second, Central Division
 2000 Playoff Record: Defeated Los Angeles, 4-0, Western Conference Quarterfinals; Lost to Colorado, 4-1, Western Conference Semifinals
 1999-00 Top Scorer: Steve Yzerman (35-44-79)
 Stanley Cup Titles: Nine (1936, 1937, 1943, 1950, 1952, 1954, 1955, 1997, 1998)
 All-Time Detroit Scorer vs Pittsburgh:
 Steve Yzerman (36gp, 15-31-46)
 All-Time Pittsburgh Scorer vs Detroit:
 Jean Pronovost (53gp, 22-33-55); Mario Lemieux (24gp, 21-24-55)
 Longest Detroit Win Streak vs Pittsburgh:
 5, Dec. 23, 1982-Feb. 9, 1984
 Longest Pittsburgh Win Streak vs Detroit:
 4, Feb. 13, 1974-Dec. 15, 1974
 Longest Detroit Undefeated Streak vs Pittsburgh:
 9, Mar. 5, 1972-Jan. 27, 1974 (5-0-1)
 Longest Pittsburgh Undefeated Streak vs Detroit:
 11, Dec. 17, 1988-Feb. 3, 1992 (7-0-1)
 Last Pittsburgh Win at Home:
 Jan. 2, 2000 (4-3) (0-0-0 since last win)
 Last Detroit Win at Home:
 Nov. 12, 1999 (3-2 ot) (0-0-0 since last win)
 Last Pittsburgh Win at Detroit:
 Apr. 11, 1999 (3-0) (0-1-0-1 since last win)
 Last Detroit Win at Pittsburgh:
 Feb. 8, 1997 (6-5 ot) (0-3-0 since last win)
 Most Goals by Pittsburgh vs Detroit:
 10, Jan. 28, 1989 (P, 10-5)
 Most Goals by Detroit vs Pittsburgh:
 9, Feb. 9, 1984 (D, 9-3)
 Most Goals by Both Teams:
 15, Jan. 28, 1989 (P, 10-5); Oct. 22, 1992 (P, 9-6)
 Last Pittsburgh Shutout vs Detroit:
 Apr. 11, 1999 (3-0) - Tom Barrasso
 Last Detroit Shutout vs Pittsburgh:
 Feb. 3, 1996 (3-0) - Chris Osgood
 Last Pittsburgh Hat Trick vs Detroit:
 Oct. 22, 1992 - Mario Lemieux
 Last Detroit Hat Trick vs Pittsburgh:
 Feb. 8, 1997 - Brendan Shanahan
 Last Pittsburgh Trade with Detroit:
 Jan. 27, 1997, Greg Johnson to Pittsburgh for Tomas Sandstrom
 Overtime Record vs Pittsburgh: 2-1-6

Team Information

Location: 600 Civic Center Drive, Detroit, MI 48226
 Founded: 1926
 Owner: Mike Ilitch
 Senior VP: Jim Devellano
 General Manager: Ken Holland
 Assistant GM: Jim Nill
 Head Coach: Scotty Bowman
 Coach's Career NHL Record (Seasons): 1,144-539-294-2 (28)
 Associate Coaches: Dave Lewis, Barry Smith
 Goaltending Consultant: Jim Bedard
 Athletic Trainer: John Wharton
 Director of Public Relations: John Hahn
 Arena (Capacity): Joe Louis Arena (19,983)
 General Office Phone: (313) 396-7535
 Team Colors: Red and white
 Radio: WJR 760AM
 Commercial TV: WKBD-UPN 50
 Cable TV: Fox Sports Net Detroit
 Website: www.detroitredwings.com

Penguins vs. Red Wings

YEAR	TOTAL	HOME	ROAD	GF-GA
1967-68	1-3-0	1-1-0	0-2-0	12-21
1968-69	2-4-0	2-1-0	0-3-0	14-20
1969-70	2-4-0	1-2-0	1-2-0	17-21
1970-71	3-1-2	3-0-0	0-1-2	30-13
1971-72	2-4-0	2-1-0	0-3-0	19-25
1972-73	0-2-3	0-1-1	0-1-2	7-9
1973-74	2-2-1	2-1-0	0-1-1	20-13
1974-75	4-2-0	2-1-0	2-1-0	24-15
1975-76	4-1-1	3-0-0	1-1-1	24-13
1976-77	4-2-0	3-0-0	1-2-0	19-17
1977-78	2-3-1	1-1-1	1-2-0	21-22
1978-79	5-3-0	4-0-0	1-3-0	29-31
1979-80	2-2-0	2-0-0	0-2-0	18-19
1980-81	2-1-1	2-0-0	0-1-1	13-11
1981-82	1-2-0	1-0-0	0-2-0	11-11
1982-83	0-2-1	0-1-1	0-1-0	11-17
1983-84	0-3-0	0-1-0	0-2-0	9-21
1984-85	1-1-1	1-1-0	0-0-1	10-10
1985-86	2-1-0	1-0-0	1-1-0	15-11
1986-87	1-2-0	1-1-0	0-1-0	5-6
1987-88	1-2-0	1-0-0	0-2-0	13-15
1988-89	2-0-1	2-0-0	0-0-1	19-13
1989-90	2-0-1	1-0-0	1-0-1	14-7
1990-91	3-0-0	2-0-0	1-0-0	16-5
1991-92	0-1-2	0-0-1	0-1-1	10-11
1992-93	1-1-0	1-0-0	0-1-0	9-14
1993-94	1-1-0	0-1-0	1-0-0	9-10
1994-95		DID NOT PLAY		
1995-96	1-1-0	1-0-0	0-1-0	5-5
1996-97	0-2-0	0-1-0	0-1-0	6-10
1997-98	1-0-1	1-0-0	0-0-1	5-3
1998-99	2-0-0	1-0-0	1-0-0	5-1
1999-00	1-1-0	1-0-0	0-1-0	6-6
TOTAL	55-54-16	43-15-4	12-39-12	445-426

2000-01 SCHEDULE
 Sunday, Dec. 10 @ Detroit - 7:00

DETROIT RED WINGS

1999-2000	GP	W	L	T	RT	PTS	GF	GA	PPG	SHG	PEN	PIM
PITTSBURGH	2	1	1	0	1	3	6	6	0	0	9	18
DETROIT	2	1	1	0	0	2	6	6	1	1	6	12

AT PITTSBURGH (1-0-0)

AT DETROIT (0-1-0)

Nov. 12 - Pittsburgh (Aubin) 2 at DETROIT (Wregget) 3 (OT) WG - Fedorov*

Jan. 2 - Detroit (Osgood) 3 at PITTSBURGH (Aubin) 4 WG - Hrdina

- Fedorov scored at 0:36 of OT


GOALS AND SHOTS BY PERIOD	1st	2nd	3rd	OT	TOTAL
PITTSBURGH	2-13	3-17	1-16	0-1	6-47
DETROIT	3-21	0-18	2-19	1-1	6-59

GOALTENDERS	GP	MP	GF	GA	ENG	SO	GAA	SHOTS	SVPCT	W-L-T
Aubin (P)	2	120:36	6	6	0	0	2.99	59	.898	1-1-0
PITTSBURGH TOTALS	2	120:36	6	6	0	0	2.99	59	.898	1-1-0
Wregget (D)	1	60:36	3	2	0	0	1.98	19	.895	1-0-0
Osgood (D)	1	58:40	3	4	0	0	3.96	28	.857	0-1-0
DALLAS TOTALS	2	120:36	6	6	0	0	2.99	47	.872	1-1-0

POWER PLAY GOALS: PITTSBURGH (0 for 3)
 DETROIT (1 for 6) - Shanaf

SHORT-HANDED GOALS: DETROIT (1) - Lidstrom

PITTSBURGH	GP	G	A	PTS	PIM	SOG	+/-	DETROIT	GP	G	A	PTS	PIM	SOG	+/-
Straka	2	1	4	5	2	5	4	Chelios	2	0	3	3	2	1	2
Jagr	2	2	2	4	2	13	2	D. Brown	1	1	1	2	0	2	2
Hrdina	1	2	0	2	2	2	2	Fedorov	2	1	1	2	2	7	4
Jonsson	1	0	2	2	0	0	1	Duchesne	2	0	2	2	0	6	2
Miller	2	0	2	0	0	0	2	Yzerman	2	0	2	2	0	4	E
Tkov	2	1	0	1	0	5	2	Shanahan	1	1	0	1	0	5	-1
Perence	2	0	1	1	2	0	3	Kozlov	2	1	0	1	2	3	1
Lang	2	0	1	1	0	3	-4	Lapointe	2	1	0	1	2	1	-1
Barnaby	1	0	0	0	2	1	E	Lidstrom	2	1	0	1	0	8	-3
Bonvie	1	0	0	0	0	0	E	Dandaneault	2	0	1	1	0	2	E
Chorske	1	0	0	0	0	1	E	Draper	1	0	0	0	0	2	1
Dome	1	0	0	0	0	1	E	Golubovsky	1	0	0	0	0	1	-1
Kasparalis	1	0	0	0	2	0	-1	Laplante	1	0	0	0	0	0	-1
Moran	1	0	0	0	0	0	E	McCarty	1	0	0	0	0	1	E
Morozov	1	0	0	0	0	3	E	Osgood	1	0	0	0	0	0	--
Wright	1	0	0	0	0	2	E	Rodgers	1	0	0	0	0	0	-1
Aubin	2	0	0	0	0	0	--	Ward	1	0	0	0	0	0	1
Kovalev	2	0	0	0	0	4	1	Wregget	1	0	0	0	0	0	--
Leach	2	0	0	0	0	2	E	Butsayev	2	0	0	0	0	0	-2
Popovic	2	0	0	0	2	2	-2	Holmstrom	2	0	0	0	2	3	-1
Rozsival	2	0	0	0	2	2	E	Larionov	2	0	0	0	0	3	-1
Sleg	2	0	0	0	2	1	1	Murphy	2	0	0	0	0	6	-3
Werenka	2	0	0	0	0	0	1	Roest	2	0	0	0	0	1	-3
								Verbeek	2	0	0	0	2	3	-2
TOTALS	2	6	12	8	18	47		TOTALS	2	6	10	16	12	59	



Doug Weight



All-Time NHL Record: 791-660-215-8
 1999-00 Record/Finish: 32-34-16-8, Second, Northwest Division
 2000 Playoff Record: Lost to Dallas, 4-1, in Western Conference Quarterfinals
 1999-00 Top Scorer: Doug Weight (21-51-72)
 Stanley Cup Titles: Five (1984, 1985, 1987, 1988, 1990)
 All-Time Edmonton Scorer vs Pittsburgh:
 Wayne Gretzky (78gp, 31-44-75)
 All-Time Pittsburgh Scorer vs Edmonton:
 Mario Lemieux (24gp, 13-28-41)
 Longest Edmonton Win Streak vs Pittsburgh:
 5, Mar. 16, 1981-Mar. 17, 1982; Jan. 7, 1983-Feb. 22, 1984
 Longest Pittsburgh Win Streak vs Edmonton:
 2, Nov. 4, 1989-Feb. 2, 1990; Mar. 1, 1996-Mar. 21, 1996
 Longest Edmonton Unundefeated Streak vs Pittsburgh:
 6, Jan. 7, 1983-Nov. 6, 1984 (5-0-1)
 Longest Pittsburgh Unundefeated Streak vs Edmonton:
 3, Mar. 5, 1999-Mar. 4, 2000 (1-0-2)
 Last Pittsburgh Win at Home:
 Mar. 18, 1998 (4-2) (0-0-2 since last win)
 Last Edmonton Win at Home:
 Oct. 31, 1998 (4-1) (0-1-0 since last win)
 Last Pittsburgh Win at Edmonton:
 Mar. 4, 2000 (3-2) (0-0-0 since last win)
 Last Edmonton Win at Pittsburgh:
 Feb. 18, 1993 (5-4) (0-1-2 since last win)
 Most Goals by Pittsburgh vs Edmonton:
 7, 3 times, last time - Jan. 21, 1988 (R, 7-4)
 Most Goals by Edmonton vs Pittsburgh:
 10, Mar. 17, 1982 (E, 10-4); Feb. 19, 1983 (E, 10-7)
 Most Goals by Both Teams:
 17, Feb. 19, 1983 (E, 10-7)
 Last Pittsburgh Shutout vs Edmonton: None
 Last Edmonton Shutout vs Pittsburgh: None
 Last Pittsburgh Hat Trick vs Edmonton:
 Nov. 13, 1991 - Kevin Stevens
 Last Edmonton Hat Trick vs Pittsburgh:
 Nov. 8, 1998 - Jari Kurri
 Last Pittsburgh Trade with Edmonton:
 Mar. 14, 2000, Josef Beranek to Pittsburgh for German Titov
 Overtime Record vs Pittsburgh: 1-1-3

Team Information

Location: 11230 110 Street, Edmonton, Alberta T5G 3G8
 Founded: 1972 (WHA), 1979 (NHL)
 Owner: Edmonton Investors Group Ltd.
 Governor: Cal Nichols
 President & CEO: Patrick LaForge
 General Manager: Kevin Lowe
 Assistant General Manager: Bruce MacGregor
 VP, Hockey Operations: Kevin Prendergast
 Head Coach: Craig MacLavish
 Coach's Career NHL Record (Seasons): First Season
 Assistant Coaches: Charlie Huddy, Bill Moores
 Athletic Trainer: Ken Lowe
 VP, Public Relations: Bill Tuele
 Arena (Capacity): Skyreach Centre (17,100)
 General Office Phone: (780) 414-4000
 Team Colors: White, Midnight Blue, Metallic Copper, Red
 Radio: 630 CHED (AM)
 Commercial TV: A-CHANNEL & CBXT TV
 Cable TV: CTV SportsNet
 Website: www.edmontonoilers.com

Penguins vs. Oilers

YEAR	TOTAL	HOME	ROAD	GF-GA
1979-80	1-3-0	1-1-0	0-2-0	12-22
1980-81	1-2-1	1-1-0	0-1-1	18-20
1981-82	0-3-0	0-1-0	0-2-0	8-22
1982-83	1-2-0	1-1-0	0-1-0	14-21
1983-84	0-3-0	0-1-0	0-2-0	8-23
1984-85	1-1-1	1-0-1	0-1-0	10-12
1985-86	1-2-0	0-1-0	1-1-0	13-17
1986-87	1-2-0	1-1-0	0-1-0	9-10
1987-88	0-3-0	0-1-0	0-2-0	8-17
1988-89	1-2-0	0-2-0	1-0-0	12-15
1989-90	2-1-0	1-0-0	1-1-0	12-8
1990-91	1-2-0	1-1-0	0-1-0	14-15
1991-92	2-1-0	2-0-0	0-1-0	14-14
1992-93	*1-2-0	0-1-0	0-1-0	11-11
1993-94	1-1-0	1-0-0	0-1-0	7-8
1994-95	DID NOT PLAY			
1995-96	2-0-0	1-0-0	1-0-0	10-8
1996-97	1-1-0	1-0-0	0-1-0	7-7
1997-98	1-1-0	1-0-0	0-1-0	7-6
1998-99	0-1-1	0-0-1	0-1-0	3-6
1999-00	1-0-1	0-0-1	1-0-0	5-4
TOTAL	19-33-4	13-12-3	5-21-1	202-266

2000-01 SCHEDULE
 Saturday, Nov. 11 @Pittsburgh - 7:30

EDMONTON OILERS

1999-2000	GP	W	L	T	RT	PTS	GF	GA	PPG	SHG	PEN	PIM
PITTSBURGH	2	1	0	1	0	3	5	4	1	0	12	35
EDMONTON	2	0	1	1	0	1	4	5	2	1	17	56

AT PITTSBURGH (0-0-1)

AT EDMONTON (1-0-0)

Feb. 11 - Edmonton (Salo) 2 at Pittsburgh (Aubin/BARRASSO) 2 (OT) TG - Hamrik

Mar. 4 - PITTSBURGH (Aubin) 3 at Edmonton (Salo) 2 WG - Slegre

- Barrasso replaced Aubin at 42:29 on Feb. 11

GOALS AND SHOTS BY PERIOD	1st	2nd	3rd	OT	TOTAL
PITTSBURGH	3-10	2-25	0-17	0	5-53
EDMONTON	1-15	0-14	3-19	0-4	4-52


GOALTENDERS	GP	MP	GF	GA	ENG	SO	GAA	SHOTS	SVPCT	W-L-T
Aubin (P)	2	102:29	5	2	0	0	1.17	39	.949	1-0-0
Barrasso (P)	1	22:31	0	2	0	0	5.33	13	.846	0-0-1
PITTSBURGH TOTALS	2	125:00	5	4	0	0	1.92	52	.923	1-0-1
Salo (E)	2	123:50	4	5	0	0	2.42	53	.906	0-1-1
EDMONTON TOTALS	2	125:00	4	5	0	0	2.40	53	.906	0-1-1

POWER PLAY GOALS: PITTSBURGH (1 for 12) Titov
 EDMONTON (2 for 8) - Hamrik, Selivanov

PITTSBURGH	GP	G	A	PTS	PIM	SOG	+/-	EDMONTON	GP	G	A	PTS	PIM	SOG	+/-
Straka	2	2	0	2	0	4	2	Weight	2	0	2	2	2	2	E
Titov	1	1	1	2	0	1	1	Hamrik	2	1	0	1	4	5	-3
Morozov	2	1	0	1	0	2	1	Laraque	2	1	0	1	7	1	E
Slegre	2	1	0	1	4	7	E	Marchant	2	1	0	1	10	4	E
Jagr	1	0	1	1	2	10	1	Selivanov	2	1	0	1	0	1	1
Hrdina	2	0	1	1	4	1	1	Poti	1	0	1	1	0	4	-1
Kovalev	2	0	1	1	0	5	-1	Beranek	2	0	1	1	2	6	-1
Lang	2	0	1	1	0	2	-1	Grier	2	0	1	1	2	3	-1
Moran	2	0	1	1	4	1	3	Guenn	2	0	1	1	0	5	1
Barrasso	1	0	0	0	2	0	E	Niinimaa	2	0	1	1	19	6	1
Bonvie	1	0	0	0	15	0	E	LaFlamme	1	0	0	0	2	0	2
Sonnenberg	1	0	0	0	0	1	E	S. Brown	2	0	0	0	2	3	E
Aubin	2	0	0	0	0	0	--	Devereaux	2	0	0	0	0	1	-1
Barnaby	2	0	0	0	2	6	E	Dowd	2	0	0	0	0	2	-1
R. Brown	2	0	0	0	0	5	E	Moreau	2	0	0	0	2	1	-2
Falloon	2	0	0	0	2	1	E	Murray	2	0	0	0	2	2	-1
Jonsson	2	0	0	0	0	3	E	Robertsson	2	0	0	0	0	0	E
Kasparaitis	2	0	0	0	0	1	1	Salo	2	0	0	0	0	0	--
Rozsival	2	0	0	0	0	1	E	Smyth	2	0	0	0	2	3	E
Slaney	2	0	0	0	0	2	-1								
Werenika	2	0	0	0	0	0	2								
Wright	2	0	0	0	0	0	1								
TOTALS	2	5	6	11	35	53		TOTALS	2	4	7	11	56	52	



Pavel Bure



All-Time NHL Record: 226-225-91-6
 1999-00 Record/Finish: 43-33-6-6, Second, Southeast Division
 2000 Playoff Record: Lost to New Jersey, 4-0, Eastern Conference Quarterfinals
 1999-00 Top Scorer: Pavel Bure (58-36-94)
 Stanley Cup Titles: None
 All-Time Florida Scorer vs Pittsburgh:
 Rob Niedermayer (25gp, 9-9-18)
 All-Time Pittsburgh Scorer vs Florida:
 Jaromir Jagr (75gp, 14-14-28)
 Longest Florida Win Streak vs Pittsburgh:
 2, 3 times, last time -- Nov. 20, 1999-Dec. 18, 1999
 Longest Pittsburgh Win Streak vs Florida:
 4, Feb. 1, 1994- Feb. 7, 1995
 Longest Florida Undefeated Streak vs Pittsburgh:
 2, 3 times, last time -- Nov. 20, 1999-Dec. 18, 1999
 Longest Pittsburgh Undefeated Streak vs Florida:
 6, Oct. 12, 1993-Feb. 7, 1995 (5-0-1)
 Last Pittsburgh Win at Home:
 Mar. 16, 2000 (4-2) (0-0-0 since last win)
 Last Florida Win at Home:
 Nov. 20, 1999 (2-1) (0-1-0 since last win)
 Last Pittsburgh Win at Florida:
 Feb. 19, 2000 (2-1) (0-0-0 since last win)
 Last Florida Win at Pittsburgh:
 Dec. 18, 1999 (5-2) (0-1-0 since last win)
 Most Goals by Pittsburgh vs Florida:
 7, Feb. 7, 1995 (P 7-3); Dec. 30, 1998 (P 7-4)
 Most Goals by Florida vs Pittsburgh:
 5, 4 times, last time -- Dec. 18, 1999 (F 5-2)
 Most Goals by Both Teams:
 11, Jan. 23, 1995 (P 6-5); Dec. 30, 1995 (P 6-5); Dec. 30, 1998 (P 7-4)
 Last Pittsburgh Shutout vs Florida:
 Feb. 5, 1999 (3-0) -- Tom Barrasso
 Last Florida Shutout vs Pittsburgh:
 Mar. 26, 1995 (2-0) -- John Vanbiesbrouck
 Last Pittsburgh Hat Trick vs Florida:
 Dec. 30, 1995 - Mario Lemieux
 Last Florida Hat Trick vs Pittsburgh:
 Oct. 4, 1997 - Dave Gagner
 Last Pittsburgh Trade with Florida:
 Nov. 19, 1996, Stu Barnes and Jason Woolley to Pittsburgh for Chris Wells
 Overtime Record vs Pittsburgh: 1-0-2

Team Information

Location: National Car Rental Center, One Panthers Parkway, Sunrise, FL 33323
 Founded: 1992
 Chairman & CEO: H. Wayne Huizenga
 President & Governor: William A. Torrey
 VP & General Manager: Bryan Murray
 Head Coach: Terry Murray
 Coach's Career NHL Record (Seasons): 454-2654-80-6 (9)
 Assistant Coaches: Slavomir Lener, Billy Smith
 Director of Communications: Mike Hanson
 Trainer: David Smith
 Arena (Capacity): National Car Rental Center (19,200)
 General Office Phone: (954) 835-7000
 Team Colors: Red, Navy, Blue, Yellow and Gold
 Radio: 560 WQAM
 Cable TV: SportsChannel Florida
 Website: www.flpanthers.com

Penguins vs. Panthers

YEAR	TOTAL	HOME	ROAD	GF-GA
1993-94	3-0-1	1-0-1	2-0-0	10-7
1994-95	2-2-0	1-1-0	1-1-0	16-14
1995-96	3-1-0	2-0-0	1-1-0	12-10
1996-97	2-2-0	2-0-0	0-2-0	12-13
1997-98	1-2-1	0-1-1	1-1-0	11-12
1998-99	4-1-0	3-0-0	1-1-0	19-10
1999-00	2-2-0	1-1-0	1-1-0	9-10
TOTAL	17-10-2	10-3-2	7-7-0	89-76

PANTHERS FACT

The Panthers defeated the Pens in the Eastern Conference Finals in 1996 to advance to the Stanley Cup Finals in just their third season in the league.

2000-01 SCHEDULE

Friday, Dec. 15 @ Pittsburgh - 7:30
 Wednesday, Dec. 20 @ Florida - 7:30
 Wednesday, Feb. 21 @ Pittsburgh - 7:00
 Friday, Mar. 16 @ Florida - 7:30

1999-2000	GP	W	L	T	RT	PTS	GF	GA	PPG	SHG	PEN	PIM
PITTSBURGH	4	2	2	0	1	5	9	10	1	0	27	54
FLORIDA	4	2	2	0	0	4	10	9	3	1	23	46

AT PITTSBURGH (1-1-0)

AT FLORIDA (1-1-0)

Nov. 20 - Pittsburgh (Aubin) 1 at FLORIDA (Kidd) 2 (OT) WG - Wilson*
 Dec. 18 - FLORIDA (Shtalenkov) 5 at Pittsburgh (Barrasso/SKUDRA) 2 WG - Bure
 Feb. 19 - PITTSBURGH (Aubin) 2 at Florida (Vernon) 1 WG - Straka
 Mar. 16 - Florida (Kidd) 2, at PITTSBURGH (Aub) 4 WG - Boughner
 * Skudra replaced Barrasso at 20:00 on Dec. 18
 * Wilson scored at 2:57 of OT

GOALS AND SHOTS BY PERIOD


	1st	2nd	3rd	OT	TOTAL
PITTSBURGH	2-40	3-37	4-31	0-2	9-110
FLORIDA	4-43	3-37	2-37	1-2	10-119

GOALTENDERS	GP	MP	GF	GA	ENG	SO	GAA	SHOTS	SVCP	W-L-T
Aubin (P)	3	182:54	7	5	0	0	1.61	90	.944	2-1-0
Skudra (P)	1	39:04	2	2	1	0	3.03	17	.882	0-1-0
Barrasso (P)	1	20:00	0	2	0	0	6.00	11	.818	0-0-0
PITTSBURGH TOTALS	4	242:57	9	10	1	0	2.47	119	.916	2-2-0
Shtalenkov (F)	1	60:00	5	2	0	0	2.00	27	.926	1-0-0
Vernon (F)	1	58:56	1	2	0	0	2.04	35	.913	0-1-0
Kidd (F)	2	121:52	4	5	0	0	2.46	48	.896	1-1-0
FLORIDA TOTALS	2	242:57	10	9	0	0	2.22	110	.918	2-2-0

POWER PLAY GOALS: PITTSBURGH (1 for 17) - Boughner
 FLORIDA (3 for 20) - Bure, Kozlov

SHORT-HANDED GOALS: FLORIDA (1) - Bure

PITTSBURGH	GP	G	A	PTS	PIM	SOG	+/-	FLORIDA	GP	G	A	PTS	PIM	SOG	+/-
Hrdina	4	0	5	5	4	5	1	Bure	4	3	3	6	0	24	1
Slego	3	2	1	3	0	11	5	Spacek	4	2	3	5	2	12	3
Ruzival	4	0	3	3	8	5	F	Whitney	4	0	5	5	0	12	2
Beranek	1	1	0	1	6	3	1	Kozlov	4	2	2	4	0	12	1
Boughner	1	1	0	1	0	1	E	Parrish	4	1	2	3	0	8	3
Barnaby	2	1	0	1	2	2	1	Barrie	1	1	0	1	2	2	-1
Jagr	2	1	0	1	4	11	-1	Wilson	3	1	0	1	2	8	2
Monozov	3	1	0	1	4	7	1	Kvasha	4	0	1	1	2	1	-2
Straka	3	1	0	1	2	5	E	Niedermayer	4	0	1	1	0	6	2
Leach	4	1	0	1	0	3	E	Svehla	4	0	1	1	2	9	1
Brown	2	0	1	1	0	0	E	Boyle	1	0	0	0	0	0	-2
Kovalev	4	0	1	1	8	14	2	B. Ference	1	0	0	0	2	1	-2
Lang	4	0	1	1	0	3	1	Shtalenkov	1	0	0	0	0	0	--
Moran	4	0	1	1	0	3	-2	Sillinger	1	0	0	0	0	0	F
Barrasso	1	0	0	0	0	0	--	Vernon	1	0	0	0	0	0	--
Berzic	1	0	0	0	0	0	E	Wells	1	0	0	0	0	0	-1
Corbet	1	0	0	0	0	4	-1	Dvorak	2	0	0	0	0	4	-1
Derme	1	0	0	0	0	1	E	Kidd	2	0	0	0	0	0	--
Laukkunen	1	0	0	0	0	1	E	Stewart	2	0	0	0	4	1	-1
Skudra	1	0	0	0	0	0	--	Johnson	3	0	0	0	0	2	E
Slaney	1	0	0	0	0	3	E	Hittick	3	0	0	0	2	0	-1
Chorske	2	0	0	0	0	0	E	Sheppard	3	0	0	0	0	2	-2
Falloon	2	0	0	0	0	2	1	Worrell	3	0	0	0	6	3	E
A. Ference	2	0	0	0	2	5	1	Hedican	4	0	0	0	8	3	F
Miller	2	0	0	0	0	3	C	Laus	4	0	0	0	6	0	-2
Popovic	2	0	0	0	0	0	-2	Mellanby	4	0	0	0	4	8	-1
Werenka	2	0	0	0	4	4	-1	Simpson	4	0	0	0	2	1	E
Aubin	3	0	0	0	0	0	--	Bench	2	0	0	0	2	1	E
Titov	3	0	0	0	4	4	-1								
Wright	3	0	0	0	3	3	-2								
Jonsson	4	0	0	0	2	2	C								
Kasparitis	4	0	0	0	5	5	1								
TOTALS	4	9	13	22	54	110		TOTALS	4	10	18	28	46	119	



Luc Robitaille

All-Time NHL Record: 1,022-1,176-378-4
 1999-00 Record/Finish: 39-31-12-4, Second, Pacific Division
 2000 Playoff Record: Lost to Detroit 4 games to 0 in Western Conference Quarterfinals
 1999-00 Top Scorer: Luc Robitaille (36-38-74)
 Stanley Cup Titles: None
 All-Time Los Angeles Scorer vs Pittsburgh: Marcel Dionne (50gp, 29-41-70)
 All-Time Pittsburgh Scorer vs Los Angeles: Mario Lemieux (24gp, 17-37-54)
 Longest Los Angeles Win Streak vs Pittsburgh: 5, Mar. 14, 1984-Nov. 16, 1985
 Longest Pittsburgh Win Streak vs Los Angeles: 6, Nov. 15, 1969-Feb. 26, 1970
 Longest Los Angeles Undefeated Streak vs Pittsburgh: 8, Mar. 2, 1977-Mar. 14, 1978 (4-0-4)
 Longest Pittsburgh Undefeated Streak vs Los Angeles: 9, Nov. 15, 1979-Feb. 13, 1982 (4-0-5)
 Last Pittsburgh Win at Home: Mar. 29, 1997 (4-1) (0-2-1 since last win)
 Last Los Angeles Win at Home: Oct. 28, 1999 (5-3) (0-0-0 since last win)
 Last Pittsburgh Win at Los Angeles: Jan. 16, 1999 (5-1) (0-1-0 since last win)
 Last Los Angeles Win at Pittsburgh: Nov. 2, 1999 (5-4) (0-0-0 since last win)
 Most Goals by Pittsburgh vs Los Angeles: 8, Mar. 26, 1969 (P-8-4); Oct. 20, 1971 (P-8-1)
 Most Goals by Los Angeles vs Pittsburgh: 10, Jan. 21, 1987 (LA, 10-5)
 Most Goals by Both Teams: 15, Jan. 21, 1987 (LA, 10-5)
 Last Pittsburgh Shutout vs Los Angeles: Nov. 23, 1974 (0-0) - Gary Inness
 Last Los Angeles Shutout vs Pittsburgh: Dec. 22, 1998 (3-0) - Jamie Storr
 Last Pittsburgh Hat Trick vs Los Angeles: Feb. 10, 1990 - Rob Brown
 Last Los Angeles Hat Trick vs Pittsburgh: Mar. 10, 1990 - Luc Robitaille
 Last Pittsburgh Trade with Los Angeles: Mar. 18, 1997, Eddie Olczyk to Pittsburgh for Glen Murray
 Overtime Record vs Pittsburgh: 4-3-3

Team Information

Location: 555 N. Nash Street, El Segundo, CA 90245
 Founded: 1967
 Owner: Philip F. Anschutz and Edward P. Roski, Jr.
 President: Tim Lewewe
 VP & General Manager: Dave Taylor
 Head Coach: Andy Murray
 Coach's Career NHL Record (Seasons): 39-31-12-4 (1)
 Assistant Coaches: Dave Tippett, Mark Hardy, Ray Bennett
 Media Relations Director: Mike Alten
 Trainer: Peter Demers
 Arena (Capacity): STAPLES Center (18,500)
 General Office Phone: (310) 535-4500
 Team Colors: Black, White, Silver and Purple
 Radio: KRAL 1110 AM
 Commercial TV: KCAL - Channel 9
 Cable TV: Fox Sports Net West
 Website: www.lakings.com

Penguins vs. Kings

YEAR	TOTAL	HOME	ROAD	GF-GA
1967-68	4-6-0	3-2-0	1-4-0	26-33
1968-69	2-5-1	1-2-1	1-3-0	20-24
1969-70	6-2-0	4-0-0	2-2-0	20-11
1970-71	2-4-0	2-1-0	0-3-0	18-26
1971-72	4-1-1	3-0-0	1-1-1	29-19
1972-73	4-2-0	3-0-0	1-2-0	17-14
1973-74	1-4-0	1-2-0	0-2-0	6-14
1974-75	1-3-2	0-1-2	1-2-0	8-15
1975-76	5-1-0	3-0-0	2-1-0	29-16
1976-77	2-3-1	1-2-0	1-1-1	20-23
1977-78	0-3-0	0-1-2	0-2-1	15-21
1978-79	4-3-1	2-2-0	2-1-1	24-22
1979-80	1-1-2	1-1-0	0-0-2	13-12
1980-81	2-0-2	2-0-0	0-0-2	18-16
1981-82	1-1-1	1-0-1	0-1-0	15-16
1982-83	2-1-0	1-0-0	1-1-0	15-14
1983-84	1-2-0	1-1-0	0-1-0	15-16
1984-85	0-3-0	0-1-0	0-2-0	6-15
1985-86	2-1-0	2-0-0	0-1-0	16-12
1986-87	1-2-0	1-0-0	0-2-0	9-16
1987-88	1-0-2	0-0-2	1-0-0	15-13
1988-89	1-2-0	1-0-0	0-2-0	9-14
1989-90	1-2-0	1-1-0	0-1-0	13-22
1990-91	1-2-0	1-0-0	0-2-0	6-12
1991-92	0-3-0	0-2-0	0-1-0	8-14
1992-93	1-1-0	1-0-0	0-1-0	7-8
1993-94	1-1-0	1-0-0	0-1-0	7-10
1994-95		DID NOT PLAY		
1995-96	0-2-0	0-1-0	0-1-0	4-6
1996-97	2-0-0	1-0-0	1-0-0	9-4
1997-98	1-0-1	0-0-1	1-0-0	5-4
1998-99	1-1-0	0-1-0	1-0-0	5-4
1999-00	0-2-0	0-1-0	0-1-0	7-10
TOTAL	55-64-17	38-22-9	17-42-8	434-476

2000-01 SCHEDULE
 Saturday, Nov. 25 @Pittsburgh - 7:30

1999-2000	GP	W	L	T	RT	PTS	GF	GA	PPG	SHG	PEN	PIM
PITTSBURGH	2	0	2	0	0	0	7	10	1	0	9	18
LOS ANGELES	2	2	0	0	0	4	10	7	2	0	8	16

AT PITTSBURGH (0-1-0)

AT LOS ANGELES (0-1-0)

Oct. 28 - LOS ANGELES (Fiset) 5 at Pittsburgh (Aubin/SKUDRA) 3 WG - Murray

Nov. 2 - Pittsburgh (Skudra) 4 at LOS ANGELES (Storr) 5 WG - Palfy

- Skudra replaced Aubin at 20:00 on Oct. 28

GOALS AND SHOTS BY PERIOD	1st	2nd	3rd	OT	TOTAL
PITTSBURGH	2-17	1-18	4-18	---	7-53
LOS ANGELES	1-23	2-13	7-15	---	10-51


GOALTENDERS	GP	MP	GF	GA	ENG.	SO	GAA	SHOTS	SVPCT	W-L-T
Aubin (P)	1	19:34	1	0	0	0	0.00	17	1.000	0-0-0
Skudra (P)	2	99:11	6	9	1	0	5.44	33	.727	0-2-0
PITTSBURGH TOTALS	2	120:00	7	10	1	0	5.00	51	.804	0-2-0
Fiset (L)	1	59:37	5	3	0	0	3.02	27	.889	1-0-0
Storr (L)	1	60:00	5	4	0	0	4.00	26	.846	1-0-0
LOS ANGELES TOTALS	2	120:00	10	7	0	0	3.50	53	.868	2-0-0

POWER PLAY GOALS: PITTSBURGH (1 for 5) - Slaney

LOS ANGELES (2 for 6) - Audette, Palfy

PITTSBURGH	GP	G	A	PTS	PIM	SO	+/-	LOS ANGELES	GP	G	A	PTS	PIM	SO	+/-
Jagr	2	3	4	7	2	14	3	Audette	2	3	0	3	0	8	2
Lang	2	2	2	4	0	7	3	Palfy	2	2	1	3	0	6	1
Slaney	1	1	0	1	0	1	E	Smolinsk	2	1	2	3	2	4	2
Titov	2	1	0	1	0	4	-3	Stumpel	2	0	3	3	0	2	E
Miller	1	0	1	1	0	1	1	Murray	1	1	1	2	2	3	2
Siegr	1	0	1	1	0	1	2	R. Blake	2	1	1	2	4	6	E
Brown	2	0	1	1	4	5	-1	Robitaille	2	1	1	2	0	6	7
Dorne	2	0	1	1	0	4	-1	Berg	2	0	2	2	0	1	E
Kovalev	2	0	1	1	0	5	-1	O'Donnell	2	1	0	1	0	3	E
Rozsival	2	0	1	1	0	2	-1	Tsyplakov	1	0	1	1	0	0	E
Aubin	1	0	0	0	0	0		J. Blake	2	0	1	1	0	2	E
Chorske	1	0	0	0	0	0	E	Galley	2	0	1	1	0	1	2
Jonsson	1	0	0	0	0	0	E	Kaberle	2	0	1	1	0	2	2
Morozov	1	0	0	0	0	1	-1	Fiset	1	0	0	0	0	0	--
Straka	1	0	0	0	0	0	1	Storr	1	0	0	0	0	0	--
Barnaby	2	0	0	0	2	2	-2	Bylsma	2	0	0	0	0	0	E
Ference	2	0	0	0	2	2	E	Chartrand	2	0	0	0	0	4	-1
Kasparaitis	2	0	0	0	6	1	-2	Johnson	2	0	0	0	2	1	E
Leach	2	0	0	0	0	2	-1	Laperriere	2	0	0	0	4	2	1
Moran	2	0	0	0	0	0	-3	McKenna	2	0	0	0	0	0	E
Popovic	2	0	0	0	2	0	-2	Norstrom	2	0	0	0	2	0	-1
Skudra	2	0	0	0	0	0									
Werenka	2	0	0	0	0	1	-2								
TOTALS	2	7	12	19	18	53		TOTALS	2	10	15	25	16	51	

LOS ANGELES KINGS



Martin Rucinsky



All-Time NHL Record: 2,714-1,702-802-4
 1999-00 Record/Finish: 35-38-9-4, Fourth, Northeast Division

2000 Playoff Record: Did not qualify

1999-00 Top Scorer: Martin Rucinsky (25-24-49)

Stanley Cup Titles: 24 (1916, 1924, 1930-31, 1944,

1946, 1953, 1956-60, 1965-66, 1968-69, 1971, 1973,

1976-79, 1986, 1993)

All-Time Montreal Scorer vs Pittsburgh:

Guy Lafleur (61 gp, 44-53-97)

All-Time Pittsburgh Scorer vs Montreal:

Mario Lemieux (32gp, 21-29-50); Jaromir Jagr (39gp, 25-25-50)

Longest Montreal Win Streak vs Pittsburgh:

10, Apr. 2, 1975-Dec. 4, 1976

Longest Pittsburgh Win Streak vs Montreal:

3, Jan. 23, 1988-Oct. 29, 1986; Nov. 28, 1998-Feb. 9, 1999

Longest Montreal Undefeated Streak vs Pittsburgh:

18, Jan. 13, 1972-Jan. 26, 1975 (15-0-3)

Longest Pittsburgh Undefeated Streak vs Montreal:

5, Nov. 27, 1996-Mar. 10, 1997 (2-0-3)

Last Pittsburgh Win at Home:

Nov. 10, 1999 (5-4) (0-1-0 since last win)

Last Montreal Win at Home:

Jan. 22, 2000 (4-2) (0-0-0 since last win)

Last Pittsburgh Win at Montreal:

Jan. 31, 1999 (5-3) (0-2-0 since last win)

Last Montreal Win at Pittsburgh:

Mar. 8, 2000 (3-0) (0-0-0 since last win)

Most Goals by Pittsburgh vs Montreal:

7, Jan. 15, 1983 (M, 8-7); Dec. 7, 1995 (P, 7-5)

Most Goals by Montreal vs Pittsburgh:

12, Feb. 22, 1979 (M, 12-0)

Most Goals by Both Teams:

15, Jan. 15, 1983 (M, 8-7)

Last Pittsburgh Shutout vs Montreal:

Dec. 1, 1997 (1-0) - Tom Barrasso

Last Montreal Shutout vs Pittsburgh:

Mar. 8, 2000 (3-0) - Jeff Hackett

Last Pittsburgh Hat Trick vs Montreal:

Nov. 28, 1998 - Martin Streaka

Last Montreal Hat Trick vs Pittsburgh:

Mar. 18, 1989 - Mats Naslund

Last Pittsburgh Trade with Montreal:

Dec. 23, 1987, Perry Gandhar to Pittsburgh for Future Considerations

Overtime Record vs Pittsburgh: 0-5-11

Team Information

Location: 1260 de La Gauchetiere Street West,

Montreal, Quebec H3B 5E8

Founded: 1909

Owner: Molson Breweries

President: Pierre Boivin

VP & General Manager: Rejean Houle

Head Coach: Alain Vigneault

Coach's Career NHL Record (Seasons): 104-109-33-4 (3)

Assistant Coaches: Clement Jodoin, Roland Melanson

Athletic Trainer: Gaetan Lefebvre

Director of Communications: Donald Beauchamp

Arena (Capacity): Centre Molson (21,273)

General Office Phone: (514) 932-2582

Team Colors: Red, White and Blue

Radio: CKAC 730AM (French), CJAD 800AM

(English)

Commercial TV: CBFT (2) and TQS (35)

Cable TV: RDS (33) and TSN (35)

Website: www.canadiens.com

Penguins vs. Canadiens

YEAR	TOTAL	HOME	ROAD	GF-GA
1967-68	0-4-0	0-2-0	0-2-0	11-16
1968-69	1-4-1	0-2-1	1-2-0	16-21
1969-70	2-4-0	2-1-0	0-3-0	15-19
1970-71	1-3-2	1-1-1	0-2-1	13-20
1971-72	1-4-1	1-1-1	0-3-0	16-25
1972-73	0-5-0	0-2-0	0-3-0	12-29
1973-74	0-4-1	0-3-0	0-1-1	10-21
1974-75	1-4-1	1-1-1	0-3-0	15-28
1975-76	0-6-0	0-3-0	0-3-0	19-35
1976-77	0-4-2	0-1-2	0-3-0	11-34
1977-78	1-5-0	1-2-0	0-3-0	19-35
1978-79	2-5-1	2-2-0	0-3-1	19-38
1979-80	1-2-1	1-0-1	0-2-0	14-22
1980-81	2-2-0	1-1-0	1-1-0	10-11
1981-82	1-2-0	1-0-0	0-2-0	9-14
1982-83	1-2-0	1-1-0	0-1-0	11-15
1983-84	0-2-1	0-0-1	0-2-0	6-11
1984-85	1-2-0	1-1-0	0-1-0	11-13
1985-86	0-2-1	0-1-0	0-1-1	10-13
1986-87	1-1-1	1-1-0	0-0-1	11-11
1987-88	2-1-0	1-0-0	1-1-0	11-8
1988-89	1-2-0	0-2-0	1-0-0	8-16
1989-90	1-2-0	1-0-0	0-2-0	4-17
1990-91	0-2-1	0-1-1	0-1-0	11-15
1991-92	1-2-0	1-0-0	0-2-0	8-9
1992-93	2-0-1	2-0-0	0-0-1	12-8
1993-94	1-3-1	1-1-0	0-2-1	7-20
1994-95	2-2-0	2-0-0	0-2-0	13-13
1995-96	1-4-0	1-2-0	0-2-0	17-23
1996-97	2-1-3	0-0-3	2-1-0	23-20
1997-98	3-2-1	1-2-0	2-0-1	14-10
1998-99	3-0-1	1-0-1	2-0-0	16-12
1999-00	1-3-0	1-1-0	0-2-0	8-16
TOTAL	36-91-21	26-35-13	10-56-8	410-618

2000-01 SCHEDULE
 Saturday, Dec. 16 @ Montreal - 7:00
 Friday, Jan. 5 @ Pittsburgh - 7:30
 Wednesday, Jan. 24 @ Pittsburgh - 7:30
 Wednesday, Feb. 28 @ Montreal - 7:30

1999-2000	GP	W	L	T	RT	PTS	GF	GA	PPG	SHG	PEN	PIM
PITTSBURGH	4	1	3	0	0	2	8	16	2	0	18	52
MONTREAL	4	3	1	0	0	6	16	8	2	1	21	50

AT PITTSBURGH (1-1-0)
 AT MONTREAL (0-2-0)

- Nov. 10 - Montreal (Hackett) 4 at PITTSBURGH (Aubin) 5 WG - Jagr
 - Dec. 20 - Pittsburgh (AUBIN/Skudra) 1 at MONTREAL (Hackett) 5 WG - Poulin
 - Jan. 22 - Pittsburgh (Barrasso) 2 at MONTREAL (Theodore) 4 WG - Zubrus
 - Mar. 8 - MONTREAL (Hackett) 3 at Pittsburgh (Aubin) 0 WG - Linden
- Skudra replaced Aubin at 40:00 on Dec. 20


GOALS AND SHOTS BY PERIOD	1st	2nd	3rd	OT	TOTAL
PITTSBURGH	0-27	3-43	5-27	---	8-97
MONTREAL	5-28	9-43	2-29	---	16-100

GOALTENDERS	GP	MP	GF	GA	ENG	SO	GAA	SHOTS	SVPC	W-L-T
Skudra (P)	1	19:56	0	0	0	0	0.00	6	1.000	0-0-0
Barrasso (P)	1	58:42	2	4	0	0	4.09	25	.840	0-1-0
Aubin (P)	3	160:00	6	12	0	0	4.50	69	.826	1-2-0
PITTSBURGH TOTALS	4	240:00	8	16	0	0	4.00	100	.840	1-3-0
Hackett (M)	3	179:19	12	6	0	1	2.01	82	.927	2-1-0
Theodore (M)	1	59:56	4	2	0	0	2.00	15	.867	1-0-0
MONTREAL TOTALS	4	240:00	16	8	0	1	2.00	97	.918	3-1-0

POWER PLAY GOALS: PITTSBURGH (2 for 15) - Brown, Sts
 MONTREAL (2 for 11) - Zubrus (2)

SHORT-HANDED GOALS: MONTREAL (1) - Dykhuis

PITTSBURGH	GP	G	A	PTS	PIM	SOG	+/-	MONTREAL	GP	G	A	PTS	PIM	SOG	+/-
Jagr	2	2	2	4	2	12	-2	Zubrus	3	3	4	7	0	6	3
Sieg	4	1	1	2	14	5	-1	Savage	2	2	2	4	0	7	4
Kovalev	4	0	2	2	6	12	-5	Dykhuis	3	1	3	4	0	3	3
Yverenko	4	0	2	2	0	4	E	Darby	4	0	4	4	0	5	4
Dome	2	1	0	1	0	2	E	Poulin	4	3	0	3	2	5	3
Brown	3	1	0	1	0	5	-2	Corsan	4	1	2	3	10	6	2
Hirdina	3	1	0	1	2	3	E	Rucinsky	4	1	2	3	2	14	E
Straka	3	1	0	1	4	6	E	Asham	2	1	1	2	0	2	J
Kasparaitis	4	1	0	1	12	6	2	Linden	2	1	1	2	0	3	E
Ference	1	0	1	0	0	0	-1	Thornton	2	1	1	2	10	4	J
Chorske	2	0	1	1	0	1	J	Stevenson	4	0	2	2	0	11	2
Aubin	3	0	1	1	0	0	E	Brunet	3	1	0	1	0	7	J
Miller	3	0	1	1	0	2	-2	Weinrich	4	1	0	1	0	11	6
Moran	3	0	1	1	0	4	-3	Belanger	1	0	1	1	0	1	J
Jonsson	4	0	1	1	0	1	6	Rivet	2	0	1	1	2	2	4
Lang	4	0	1	1	0	10	-5	Guren	1	0	0	0	0	1	E
Titov	4	0	0	0	0	6	-2	Koivu	1	0	0	0	0	0	E
Barrasso	1	0	0	0	0	0	---	McCleary	1	0	0	0	0	0	E
Bonvie	1	0	0	0	0	0	E	Petrov	1	0	0	0	0	0	E
Falloon	1	0	0	0	0	2	E	Ribeiro	1	0	0	0	0	0	E
Skudra	0	0	0	0	0	0	---	Souray	1	0	0	0	4	J	F
Slaney	1	0	0	0	0	0	E	Theodore	1	0	0	0	0	0	---
Barnaby	2	0	0	0	8	0	-1	Brisobois	3	0	0	0	4	4	J
Sonnenberg	2	0	0	0	0	1	-1	Cummins	3	0	0	0	2	0	E
Wright	2	0	0	0	0	1	-1	Hackett	3	0	0	0	0	0	---
Leach	3	0	0	0	0	3	E	Lachance	3	0	0	0	2	0	E
Morozov	3	0	0	0	2	3	-1	Ulanov	3	0	0	0	4	0	J
Popovic	3	0	0	0	0	0	-3	Ward	3	0	0	0	4	J	J
Rozsival	4	0	0	0	2	8	-2	Zholtuk	3	0	0	0	2	2	-1
TOTALS	4	8	14	22	52	97		Bouillon	4	0	0	0	2	4	3
								TOTALS	4	16	24	40	50	100	



**Cliff
Ronning**



All-Time NHL Record: 56-94-14-7
 1999-00 Record/Finish: 28-47-7-1, Fourth, Central Division
 2000 Playoff Record: Did not qualify
 1999-00 Top Scorer: Cliff Ronning (26-36-62)
 Stanley Cup Titles: None
 All-Time Nashville Scorer vs Pittsburgh:
 Patric Kjellberg (4gp, 2-3-5)
 All-Time Nashville Scorer vs Nashville:
 Jaromir Jagr (4gp, 1-5-6)
 Longest Nashville Win Streak vs Pittsburgh:
 1, Jan. 15, 2000 (4-2)
 Longest Pittsburgh Win Streak vs Nashville:
 1, Feb. 13, 1999 (3-2 ot); Nov. 13, 1999 (6-2)
 Longest Nashville Undeclared Streak vs Pittsburgh:
 1, Mar. 20, 1999-Jan. 15, 2000
 Longest Pittsburgh Undeclared Streak vs Nashville:
 3, Feb. 13, 1999-Nov. 13, 1999
 Last Pittsburgh Win at Home:
 Nov. 13, 1999 (6-2) (0-0-0 since last win)
 Last Nashville Win at Home:
 Jan. 15, 2000 (4-2) (0-0-0 since last win)
 Last Pittsburgh Win at Nashville:
 Feb. 13, 1999 (3-2 ot) (0-1-0 since last win)
 Last Nashville Win at Pittsburgh: None
 Most Goals by Pittsburgh vs Nashville:
 6, Nov. 13, 1999 (P, 6-2)
 Most Goals by Nashville vs Pittsburgh:
 4, Jan. 15, 2000 (N, 4-2)
 Most Goals by Both Teams:
 8, Nov. 13, 1999 (P, 6-2)
 Last Pittsburgh Shutout vs Nashville: None
 Last Nashville Shutout vs Pittsburgh: None
 Last Pittsburgh Hat Trick vs Nashville: None
 Last Nashville Hat Trick vs Pittsburgh: None
 Last Pittsburgh Trade with Nashville:
 Mar. 13, 2000, Bob Bouhvier to Pittsburgh for Pavel Skrbek
 Overtime Record vs Pittsburgh: 0-1-1

Team Information

Location: 501 Broadway, Nashville, TN 37203
 Founded: 1998
 Owner, Chairman & Governor: Craig Leipold
 President, COO & Alternate Governor: Jack Diller
 Executive VP & General Manager: David Poile
 Assistant GM: Ray Shero
 Head Coach: Barry Trotz
 Coach's Career NHL Record (Seasons): 56-94-14-7 (2)
 Associate Coaches: Paul Gardner and Brent Peterson
 Athletic Trainer: Dan Redmond
 Equipment Manager: Pete Rogers
 Manager of Media Relations/Team Services: Frank Buonomo
 Arena (Capacity): Gaylord Entertainment Center (17,500)
 General Office Phone: (615) 770-2300
 Team Colors: Blue, Gold, Orange, Silver and Steel
 Radio: WTN 99.7FM
 Commercial TV: WNAB-TV
 Cable TV: Fox Sports South
 Website: www.nashvillepredators.com

Penguins vs. Predators

YEAR	TOTAL	HOME	ROAD	GF-GA
1998-99	1-0-1	0-0-1	1-0-0	4-3
1999-00	1-1-0	1-0-0	0-1-0	8-6
TOTAL	2-1-1	1-0-1	1-1-0	12-9

PREDATORS FACT

The Pens and Predators games in Japan this season are the first in the Orient for an Eastern Division team.

2000-01 SCHEDULE

Saturday, Oct. 7 @ Pittsburgh - 12:00am

Sunday, Oct. 8 @ Nashville - 11:00pm

(Games played in Japan)

1999-2000	GP	W	L	OT	PTS	GF	GA	PPG	SHG	PEN	PIM
PITTSBURGH	2	1	1	0	0	2	8	6	1	0	32
NASHVILLE	2	1	1	0	0	2	6	8	1	0	22

AT PITTSBURGH (1-0-0)

AT NASHVILLE (0-1-0)

Nov. 13 - Nashville (Vokoun) 2 at PITTSBURGH (Aubin) 6 WG - Lang

Jan. 15 - Pittsburgh (Barrasso) 2 at NASHVILLE (Dunham) 4 WG - Kjellberg


GOALS AND SHOTS BY PERIOD	1st	2nd	3rd	OT	TOTAL
PITTSBURGH	2-10	5-14	1-11	---	8-35
NASHVILLE	2-20	2-27	2-24	---	6-71

GOALTENDERS	GP	MP	GF	GA	ENG	SO	GAA	SHOTS	SV PCT	W-L-T
Aubin (F)	1	60:00	6	2	0	0	2.00	40	.950	1-0-0
Barrasso (F)	1	59:48	2	3	1	0	3.01	30	.900	0-1-0
PITTSBURGH TOTALS	2	120:00	8	6	1	0	3.00	71	.915	1-1-0
Dunham (N)	1	60:00	4	2	0	0	2.00	19	.895	1-0-0
Vokoun (N)	1	60:00	2	6	0	0	6.00	16	.625	0-1-0
NASHVILLE TOTALS	2	120:00	6	8	0	0	4.00	35	.771	1-1-0

POWER PLAY GOALS: PITTSBURGH (1 for 7) - Lang

NASHVILLE (1 for 7) - Kjellberg

PITTSBURGH	GP	G	A	PTS	PIM	SOG	+/-	NASHVILLE	GP	G	A	PTS	PIM	SOG	+/-
Jagr	2	1	3	1	0	4	2	Kjellberg	2	2	1	3	2	9	1
Lang	2	2	0	2	2	2	-1	Valicewic	2	1	2	3	0	4	2
Kovalev	2	1	2	2	5	E		Ronning	2	0	2	2	0	7	F
Werenka	2	1	1	2	0	1	2	Legwand	1	1	0	1	0	5	1
Miller	1	0	2	2	0	1	1	Boughner	2	1	0	1	0	2	1
Titov	2	0	2	2	0	2	E	Fitzgerald	2	1	0	1	0	4	-3
Ference	1	1	0	1	0	2	1	Bordeleau	1	0	1	1	0	2	2
Moran	2	1	0	1	2	1	E	Krivokrasov	1	0	1	1	0	2	-1
Popovic	2	1	0	1	2	1	F	Berehowsky	2	0	1	1	0	2	1
Morozov	1	0	1	1	0	1	E	Johnson	2	0	1	1	0	3	-1
Wright	1	0	1	1	0	2	E	Peltonen	2	0	1	1	2	2	2
Kasparaitis	2	0	1	1	17	1	E	Robitaille	2	0	1	1	2	3	-2
Leach	2	0	1	1	0	2	E	Cote	1	0	0	0	5	0	F
Aubin	1	0	0	0	0	0	---	Dunham	1	0	0	0	0	0	---
Barrasso	1	0	0	0	0	0	---	Houider	1	0	0	0	0	2	-1
Bonvie	1	0	0	0	5	0	E	Keczmer	1	0	0	0	0	3	-3
Dome	1	0	0	0	0	0	E	Mowers	1	0	0	0	1	2	-1
Hrdina	1	0	0	0	0	1	E	Skrastins	1	0	0	0	0	1	1
Sonnenberg	1	0	0	0	0	2	E	Timonen	1	0	0	0	2	4	E
Chorske	2	0	0	0	0	1	E	Turcotte	1	0	0	0	0	2	-1
Jonsson	2	0	0	0	0	1	E	Vokoun	1	0	0	0	0	0	---
Rozsival	2	0	0	0	0	0	2	Bouchard	2	0	0	0	0	6	1
Slegr	2	0	0	0	2	3	E	Miller	2	0	0	0	0	2	-4
Straka	2	0	0	0	0	2	2	Walker	2	0	0	0	5	2	-3
								Yachmenev	2	0	0	0	0	2	-2
TOTALS	2	8	13	21	37	35		TOTALS	2	6	11	17	22	71	



**Patrick
Elias**

All-Time NHL Record: 756-1,025-285-5
 1999-00 Record/Finish: 45-29-8-5, Second, Atlantic Division
 2000 Playoff Record: Defeated Florida 4-0, Eastern Conference Quarterfinals; Defeated Toronto 4-2, Eastern Conference Semifinals; Defeated Philadelphia 4-3, Eastern Conference Finals. Defeated Dallas 4-2, Stanley Cup Finals
 1999-00 Top Scorer: Patrick Elias (35-37-72)
 Stanley Cup Titles: Two (1995, 2000)
 All-Time New Jersey Scorer vs Pittsburgh:
 John MacLean (69gp, 32-27-59)
 All-Time Pittsburgh Scorer vs New Jersey:
 Mario Lemieux (60gp, 43-/9-127)
 Longest New Jersey Win Streak vs Pittsburgh:
 5, Dec. 23, 1987-Oct. 21, 1988; Mar. 1, 1997-Jan. 7, 1998
 Longest Pittsburgh Win Streak vs New Jersey:
 5, Feb. 22, 1981-Mar. 21, 1982
 Longest New Jersey Undefeated Streak vs Pittsburgh:
 7, Dec. 23, 1987-Dec. 23, 1988 (5-0-2)
 Longest Pittsburgh Undefeated Streak vs New Jersey:
 6, Feb. 22, 1981-Oct. 5, 1982 (5-0-1); Jan. 6, 1986-Oct. 8, 1986 (5-0-1)
 Last Pittsburgh Win at Home:
 Mar. 28, 2000 (3-2) (0-0-0 since last win)
 Last New Jersey Win at Home:
 Dec. 7, 1999 (2-1) (0-0-0 since last win)
 Last Pittsburgh Win at New Jersey:
 Oct. 7, 1999 (7-5) (0-1-0 since last win)
 Last New Jersey Win at Pittsburgh:
 Mar. 13, 2000 (3-2) (0-1-0 since last win)
 Most Goals by Pittsburgh vs New Jersey:
 9, Dec. 13, 1990 (P 9-5)
 Most Goals by New Jersey vs Pittsburgh:
 8, Oct. 29, 1986 (NJ, 8-6)
 Most Goals by Both Teams:
 14, Oct. 29, 1986 (NJ, 8-6); Dec. 31, 1988 (P 8-6); Dec. 13, 1990 (P 9-5)
 Last Pittsburgh Shutout vs New Jersey:
 Nov. 21, 1992 (2-0) - Tom Barrasso
 Last New Jersey Shutout vs Pittsburgh:
 Dec. 4, 1997 (4-0) - Martin Brodeur
 Last Pittsburgh Hat Trick vs New Jersey:
 Oct. 7, 1999 - Aleksey Morozov
 Last New Jersey Hat Trick vs Pittsburgh:
 Jan. 28, 1988 - John MacLean
 Last Pittsburgh Trade with New Jersey: None
 Overtime Record vs Pittsburgh: 1-2-9

Team Information

Location: 50 Route 120 North, East Rutherford, NJ 07073
 Founded: 1974 (Kansas City), 1976 (Colorado), 1982 (New Jersey)
 Owner:
 President & General Manager: Lou Lamoriello
 Head Coach: Larry Robinson
 Coach's Career NHL Record (Seasons): 126-165-45-4 (5)
 Assistant Coaches: Slava Fetisov, Bob Carpenter, Jacques Caron
 Media Staff: Mike Levine, Kevin Dessart
 Trainer: Bill Murray
 Arena (Capacity): Continental Airlines Arena (19,040)
 General Office Phone: (201) 935-6050
 Team Colors: Red, Black and White
 Radio: WABC 770AM
 Commercial TV: None
 Cable TV: Fox Sports New York
 Website: www.newjerseydevils.com

Penguins vs. Devils

YEAR	TOTAL	HOME	ROAD	GF-GA
1974-75	2-0-2	1-0-1	1-0-1	19-14
1975-76	2-1-1	2-0-0	0-1-1	18-10
1976-77	2-2-0	1-1-0	1-1-0	11-11
1977-78	2-1-1	1-1-0	1-0-1	14-13
1978-79	3-1-0	2-0-0	1-1-0	21-13
1979-80	2-2-0	2-0-0	0-2-0	10-15
1980-81	3-1-0	2-0-0	1-1-0	20-13
1981-82	3-0-0	2-0-0	1-0-0	17-5
1982-83	1-3-3	1-2-1	0-1-2	23-26
1983-84	4-3-0	2-1-0	2-2-0	28-27
1984-85	2-5-0	1-3-0	1-2-0	25-34
1985-86	4-2-1	2-1-0	2-1-1	28-22
1986-87	3-4-0	2-2-0	1-2-0	34-31
1987-88	1-6-0	0-3-0	1-3-0	21-38
1988-89	4-1-2	3-0-1	1-1-1	29-24
1989-90	2-4-1	1-2-0	1-2-1	22-29
1990-91	4-3-0	4-0-0	0-3-0	37-31
1991-92	2-5-0	1-2-0	1-3-0	20-31
1992-93	6-2-1	3-1-0	3-1-1	33-25
1993-94	1-2-1	1-0-1	0-2-0	10-17
1994-95	1-0-2	1-0-0	0-0-2	11-8
1995-96	2-1-1	1-1-0	1-0-1	11-9
1996-97	1-3-0	0-2-0	1-1-0	12-13
1997-98	2-2-0	1-1-0	1-1-0	8-10
1998-99	1-4-0	0-2-0	1-2-0	13-17
1999-00	2-3-0	1-2-0	1-1-0	14-15
TOTAL	62-61-16	38-27-4	24-34-12	509-501

2000-01 SCHEDULE

Saturday, Oct. 28 @Pittsburgh - 7:30
 Friday, Nov. 10 @New Jersey - 7:30
 Saturday, Feb. 10 @Pittsburgh - 3:00
 Friday, Feb. 16 @New Jersey - 7:30
 Sunday, Mar. 25 @New Jersey - 1:00

1999-2000	GP	W	L	T	RT	PTS	GF	GA	PPG	SHG	PEN	PIM	
PITTSBURGH	1	5	2	3	0	0	4	14	15	3	0	27	60
NEW JERSEY	5	3	2	0	0	6	15	14	7	1	25	75	

AT PITTSBURGH (1-2-0)

AT NEW JERSEY (1-1-0)

Oct. 7 - PITTSBURGH (Barasso/SKUDRA) 7 at New Jersey (Brodeur/TERRERI) 5 WG - Lang
 Dec. 7 - Pittsburgh (Aubin) 1 at NEW JERSEY (Brodeur) 2 WG - McKay
 Jan. 5 - NEW JERSEY (Brodeur) 3 at Pittsburgh (Aubin) 1 WG - McKay
 Mar. 13 - NLW JERSEY (Brodeur) 3 at Pittsburgh (Aubin) 2 WG - Holik
 Mar. 28 - New Jersey (Brodeur) 2 at PITTSBURGH (Tugnut) 3 WG - Kovalev
 Skudra replaced Barasso at 8:22 on Oct. 7
 Tereri replaced Brodeur at 14:32 on Oct. 7

GOALS AND SHOTS BY PERIOD

	1st	2nd	3rd	OT	TOTAL
PITTSBURGH	6-15	5-45	3-42	---	14-132
NEW JERSEY	3-47	7-61	5-53	---	15-161


GOAL TENDERS	GP	MP	GF	GA	ENG	SO	GAA	SHOTS	SVRCT	W-L-T
Tugnut (P)	1	60:00	3	2	0	0	2.00	30	.933	1-0-0
Aubin (P)	3	177:17	4	7	1	0	2.37	106	.934	0-3-0
Skudra (P)	1	51:38	6	4	0	0	4.65	22	.818	1-0-0
Barasso (P)	1	8:22	1	1	0	0	7.17	2	.500	0-0-0
PITTSBURGH TOTALS	5	300:00	14	15	1	0	3.00	161	.907	2-3-0
Brodeur (N)	5	252:54	11	10	0	0	2.37	107	.907	3-1-0
Tereri (N)	1	45:09	4	4	0	0	5.32	25	.810	0-1-0
NEW JERSEY TOTALS	5	300:00	15	14	0	0	2.80	132	.894	3-2-0

POWER PLAY GOALS: PITTSBURGH (3 for 19) - Kovalev, Lang, Hrdina
 NEW JERSEY (7 for 21) - Sykora (2), Mogilny (2), McKay, Rolston, Arn

SHORT-HANDED GOALS: NEW JERSEY (1) - Nemchinov

HAT TRICKS: PITTSBURGH (1) - Morozov (Oct. 7)

PITTSBURGH	GP	G	A	PTS	PIM	SOG	+	NEW JERSEY	GP	G	A	PTS	PIM	SOG	+
Morozov	5	5	3	8	0	11	8	Sykora	5	2	2	4	0	19	-1
Barabny	5	2	2	4	2	6	9	Gomez	5	0	4	0	0	11	-3
Jagr	3	1	3	4	0	17	7	McKay	4	2	1	3	0	7	E
Wright	1	1	3	4	2	9	5	Lemieux	4	0	3	3	6	12	1
Kovalev	5	2	1	3	6	14	2	Niedermayer	4	0	3	3	0	9	-4
Lang	5	1	2	3	0	13	E	Stevens	5	0	3	3	0	8	-2
Miller	3	0	2	2	0	5	-2	Mogilny	1	2	0	2	0	3	-1
Hrdina	5	1	0	1	2	5	1	Holik	5	2	0	2	4	15	1
Slegr	5	1	0	1	6	11	E	Nemchinov	2	1	1	2	0	1	-2
Laukkanen	1	0	1	1	4	1	E	Elias	4	1	1	2	4	11	E
Popovic	3	0	1	1	2	0	-4	Pederson	1	0	2	2	0	2	-2
Brown	4	0	1	1	0	3	-1	Brylin	3	0	2	2	2	2	-2
Jonsson	4	0	1	1	2	1	1	Rolston	1	1	0	1	0	5	E
Rozival	5	0	1	1	2	5	1	Bombardier	2	1	0	1	0	2	-3
Straka	5	0	1	1	2	7	1	Arnott	5	1	0	1	0	14	1
Barasso	1	0	0	0	0	0	0	Madden	5	1	0	1	0	4	-2
Beranek	1	0	0	0	0	3	E	Pandolfo	5	1	0	1	2	4	-2
Bonvie	1	0	0	0	5	0	-1	Souray	2	0	1	1	2	3	E
Boughner	1	0	0	0	0	0	E	Odellin	3	0	1	1	2	1	T
Chorske	1	0	0	0	0	0	E	Rafalski	4	0	1	1	0	3	-2
Skudra	1	0	0	0	0	0	0	Oliwa	5	0	1	1	13	2	-3
Sonnenberg	1	0	0	0	0	0	-1	Bertrand	1	0	0	0	0	0	-1
Tugnut	1	0	0	0	0	0	0	Quint	1	0	0	0	0	2	E
Falloon	2	0	0	0	0	5	E	Shanfjianov	1	0	0	0	0	1	E
Leach	2	0	0	0	7	0	-1	Sutton	1	0	0	0	0	4	E
Slaney	2	0	0	0	2	2	-13	Terreri	1	0	0	0	0	0	---
Aubin	3	0	0	0	0	0	0	White	1	0	0	0	2	3	T
Ference	3	0	0	0	0	1	2	Malakhov	2	0	0	0	17	0	E
Kasparyus	3	0	0	0	2	0	E	Morrison	3	0	0	0	0	6	T
Moran	4	0	0	0	4	5	-2	Brodeur	5	0	0	0	10	0	E
Tilov	4	0	0	0	4	5	-2	Daneyko	5	0	0	0	7	4	-1
Verenka	4	0	0	0	4	3	-2	Bench	2	0	0	0	4	4	-1
Totals	5	14	22	36	60	132		Totals	5	15	28	41	75	161	



**Mariusz
Czerkawski**



All-Time NHL Record: 976-936-310-1
 1999-00 Record/Finish: 24-49-9-1, Fifth, Atlantic Division
 2000 Playoff Record: Did Not Qualify
 1999-00 Top Scorer: Mariusz Czerkawski (35-35-70)
 Stanley Cup Titles: Four (1980, 1981, 1982 and 1983)
 All-Time Islanders Scorer vs Pittsburgh:
 Bryan Trottier (82gp, 47-58-105)
 All-Time Pittsburgh Scorer vs Islanders:
 Mario Lemieux (57gp, 42-74-116)
 Longest Islanders Win Streak vs Pittsburgh:
 6, Dec. 20, 1983-Nov. 10, 1984
 Longest Pittsburgh Win Streak vs Islanders:
 4, Dec. 3, 1988-Jan. 10, 1989; Mar. 12, 1992-Dec. 1, 1992
 Longest Islanders Undeclared Streak vs Pittsburgh:
 9, Feb. 1, 1986-Mar. 10, 1987 (7-0-2)
 Longest Pittsburgh Undeclared Streak vs Islanders:
 9, Oct. 17, 1972-Mar. 20, 1974
 Last Pittsburgh Win at Home:
 Feb. 3, 2000 (4-2) (0-0-0 since last win)
 Last Islanders Win at Home:
 Feb. 12, 2000 (5-1) (0-1-0 since last win)
 Last Pittsburgh Win at Islanders:
 Mar. 21, 2000 (8-2) (0-0-0 since last win)
 Last Islanders Win at Pittsburgh:
 Apr. 17, 1999 (7-2) (0-2-0 since last win)
 Most Goals by Pittsburgh vs Islanders:
 9, Dec. 13, 1972 (P 9-1); Dec. 30, 1999 (P 9-3)
 Most Goals by Islanders vs Pittsburgh:
 11, Dec. 20, 1983 (NY, 11-3)
 Most Goals by Both Teams:
 15, Feb. 6, 1990 (NY, 8-7)
 Last Pittsburgh Shutout vs Islanders:
 Dec. 21, 1999 (4-0) - Peter Skudra
 Last Islanders Shutout vs Pittsburgh:
 Jan. 9, 1986 (9-0) - Kelly Hrudey
 Last Pittsburgh Hat Trick vs Islanders:
 Dec. 30, 1999 - Jaromir Jagr
 Last Islanders Hat Trick vs Pittsburgh:
 Apr. 17, 1999 - Zigmund Palffy
 Last Pittsburgh Trade with Islanders:
 Nov. 17, 1996, Darius Kasparaitis and Andreas Johansson to Pittsburgh for Bryan Smolinski
 Overtime Record vs Pittsburgh: 3-2-7

Team Information

Location: Nassau Veterans Memorial Coliseum,
 Uniondale, NY 11553
 Founded: 1972
 Co-Owners: Charles Wang & Sanjay Kumar
 General Manager: Mike Milbury
 Assistant GM/Dir. of Player Personnel: Gordie Clark
 Asst. to GM/Dir. of Hockey Ops: Mike Santos, Esp.
 Head Coach: Butch Goring
 Coach's Career NHL Record (Seasons): 68-85-22-1
 (3)
 Associate Coach: Lorne Henning
 Assistant Coach: Greg Cronin
 VP of Communications: Chris Botta
 Head Trainer: Rich Campbell
 Arena (Capacity): Nassau Veterans Memorial
 Coliseum (16,297)
 General Office Phone: (516) 832-4200
 Team Colors: Blue, Orange and White
 Radio: One-On-One Sports (620 AM)
 Cable TV: Fox Sports New York
 Website: www.newyorkislanders.com

Penguins vs. Islanders

YEAR	TOTAL	HOME	ROAD	GF-GA
1972-73	4-0-1	2-0-1	2-0-0	22-4
1973-74	2-1-2	0-0-2	2-1-0	9-8
1974-75	2-2-0	2-0-0	0-2-0	15-10
1975-76	1-2-1	1-1-0	0-1-1	15-21
1976-77	2-2-0	1-1-0	1-1-0	11-13
1977-78	1-2-1	1-0-1	0-2-0	14-15
1978-79	0-1-3	0-1-1	0-0-2	11-13
1979-80	1-0-3	0-0-2	1-0-1	10-9
1980-81	2-1-1	2-0-0	0-1-1	19-16
1981-82	2-6-0	2-2-0	0-4-0	22-40
1982-83	2-5-0	1-2-0	1-3-0	13-29
1983-84	1-6-0	0-4-0	1-2-0	26-38
1984-85	2-5-0	2-1-0	0-4-0	20-30
1985-86	1-5-1	1-2-1	0-3-0	21-38
1986-87	0-5-2	0-2-1	0-3-1	19-29
1987-88	4-2-1	2-1-1	2-1-0	32-28
1988-89	4-2-1	3-0-0	1-2-1	32-26
1989-90	3-3-1	3-1-0	0-2-1	32-35
1990-91	5-2-0	2-1-0	3-1-0	33-23
1991-92	5-1-1	2-1-1	3-0-0	39-31
1992-93	4-3-0	2-2-0	2-1-0	26-21
1993-94	2-2-0	0-2-0	2-0-0	11-14
1994-95	3-1-0	2-0-0	1-1-0	16-10
1995-96	3-1-0	1-1-0	2-0-0	19-16
1996-97	2-2-0	1-1-0	1-1-0	12-14
1997-98	2-2-0	1-1-0	1-1-0	14-11
1998-99	2-3-0	1-2-0	1-1-0	12-20
1999-00	4-1-0	2-0-0	2-1-0	26-12
TOTAL	66-68-19	37-29-11	29-39-8	551-574

2000-01 SCHEDULE
 Friday, Jan. 12 @ Pittsburgh - 7:30
 Saturday, Jan. 13 @ New York - 7:00
 Sunday, Feb. 25 @ Pittsburgh - 5:00
 Wednesday, Mar. 14 @ Pittsburgh - 7:30
 Monday, Apr. 2 @ New York - 7:30

1999-2000	GP	W	L	T	RT	PTS	GF	GA	PPG	SHG	PEN	PIM	
PITTSBURGH	11	5	4	1	0	0	8	26	12	9	0	33	97
NY ISLANDERS	5	1	4	0	0	2	12	26	3	3	46	126	

AT PITTSBURGH (2-0-0)

AT NY ISLANDERS (2-1-0)

- Dec. 21 - PITTSBURGH (Skudra) 4 at NY Islanders (Luongo) 0 WG - Titov
 - Dec. 30 - NY Islanders (Luongo) 3 at PITTSBURGH (Aubin) 9 WG - Kovalev
 - Feb. 3 - NY Islanders (Luongo) 2 at PITTSBURGH (Aubin) 4 WG - Barnaby
 - Feb. 12 - Pittsburgh (Aubin) 1 at NY ISLANDERS (Weekes) 5 WG - Czerkawski
 - Mar. 21 - PITTSBURGH (Aubin) 8 at NY Islanders (Weekes, Valiquette) 2 WG - Leach
- Valiquette replaced Weekes at 32:11 on Mar. 21

GOALS AND SHOTS BY PERIOD	1st	2nd	3rd	OT	TOTAL
PITTSBURGH	9-62	10-62	7-55	---	26-179
NY ISLANDERS	4-38	1-58	7-49	---	12-145

GOALTENDERS	GP	MP	GF	GA	ENG	SO	GAA	SHOTS	SVPCT	W-L-T
Skudra (P)	1	60:00	4	0	0	1	0.00	21	1.000	1-0-0
Aubin (P)	4	239:55	22	12	0	0	3.00	124	.903	3-1-0
PITTSBURGH, TOTALS	5	300:00	26	12	0	1	2.40	145	.917	4-1-0


Valiquette (N)	1	27:49	1	2	0	0	4.30	16	.875	0-0-0
Weekes (N)	2	97:06	6	7	0	0	4.56	56	.875	1-1-0
Luongo (N)	3	179:57	5	17	0	0	5.67	107	.841	0-3-0
NY ISLANDERS TOTALS	5	300:00	12	26	0	0	5.20	179	.855	1-4-0

POWER PLAY GOALS: PITTSBURGH (9 for 37) - Jagr (7), Hirdina (2), Lang (2), Kovalev, Corbet, Somers; NY ISLANDERS (3 for 21) - Green, Heward, Ibbster

SHORT-HANDED GOALS: NY ISLANDERS (3) - Connolly, J. Jonsson, Lapointe

HAT TRICKS: PITTSBURGH (1) - Jagr (Dec. 30)

PITTSBURGH	GP	G	A	PTS	PIM	SOG	+/-	NY ISLANDERS	GP	G	A	PTS	PIM	SOG	+/-
Jagr	5	5	9	14	4	37	3	Czerkawski	4	3	2	5	6	14	-1
Hirdina	5	3	5	8	2	12	2	J. Jonsson	4	1	2	3	0	4	2
Wright	5	4	2	6	4	13	5	Watt	2	1	1	2	0	3	1
Lang	5	3	3	6	2	12	1	Green	3	1	1	2	6	4	-2
Kovalev	5	1	5	6	18	19	1	Heward	4	1	1	2	0	10	-3
Sieg	5	1	4	3	0	8	6	Connolly	5	1	1	2	4	8	4
Titov	2	1	2	3	0	1	4	Jokinen	5	1	1	2	6	5	1
Barnaby	3	2	2	3	7	4	4	Krog	1	0	2	0	0	3	1
Brown	2	0	3	3	0	5	1	Ibbster	3	1	0	1	0	5	-3
Kiloon	2	0	3	3	0	3	3	Lapointe	4	1	0	1	7	9	-6
Straka	3	0	3	3	0	6	3	Giroux	1	0	1	1	2	4	1
Beraneek	1	1	1	2	0	1	1	Andersson	2	0	1	1	0	3	-3
Rozival	5	1	1	2	8	5	7	K. Jonsson	2	0	1	1	0	1	-1
Corbet	1	1	0	1	0	3	5	Lindgren	2	0	1	1	2	3	-1
Sonnenberg	2	1	0	1	0	5	1	Nabokov	2	0	1	1	0	8	E
H. Jonsson	3	1	0	1	0	6	1	O'Shagh	2	0	1	1	0	1	1
Leach	3	1	0	1	5	2	1	Odjick	4	0	1	1	19	7	-2
Chorske	1	0	1	1	0	1	1	Cairns	5	0	1	1	26	10	F
Dome	2	0	1	1	0	2	5	Rivers	5	0	1	1	4	10	-1
Popovic	3	0	1	1	4	4	1	Davidson	1	0	0	0	0	1	-3
Manozov	4	0	1	1	0	2	-2	Mika	1	0	0	0	0	1	1
Kasparidis	5	0	1	1	6	9	3	Schultz	1	0	0	0	5	0	1
Boughtner	1	0	0	0	7	1	E	Valiquette	1	0	0	0	0	0	-
Butenschon	1	0	0	0	0	0	1	Brown	2	0	0	0	4	0	-3
Laukkonen	1	0	0	0	0	2	3	Kovalev	2	0	0	0	2	1	-3
Skudra	1	0	0	0	0	0	-	Muckalt	2	0	0	0	2	2	-1
Slaney	2	0	0	0	0	2	-1	Weekes	2	0	0	0	0	0	-
Berney	3	0	0	0	22	0	E	Chen	3	0	0	0	4	3	-5
Werenska	3	0	0	0	2	2	2	Chebaturkin	3	0	0	0	2	1	E
Aubin	4	0	0	0	0	0	-	Drury	3	0	0	0	4	2	-2
Moran	5	0	0	0	6	11	-1	Luongo	3	0	0	0	0	0	-
								Webb	4	0	0	0	4	3	3
								Scratchard	5	0	0	0	17	10	4
TOTALS	5	26	50	76	97	179		TOTALS	5	12	20	32	126	145	



**Petr
Nedved**



All-Time NHL Record: 2,103-2,107-782-3
1999-00 Record/Finish: 29-41-12-3, Fourth, Atlantic Division

2000 Playoff Record: Did Not Qualify
1999-00 Top Scorer: Petr Nedved (24-44-68)
Stanley Cup Titles: Four (1928, 1933, 1940, 1994)

All-Time Rangers Scorer vs Pittsburgh:
Brian Leach (56pts, 15-55-70)
All-Time Pittsburgh Scorer vs Rangers:
Mario Lemieux (61gp, 53-66-119)
Longest Rangers Win Streak vs Pittsburgh:
5, Nov. 18, 1973-Nov. 24, 1974
Longest Pittsburgh Win Streak vs Rangers:
4, Nov. 14, 1989-Jan. 8, 1990; Mar. 12, 1994-Apr. 18, 1995

Longest Rangers Undeclared Streak vs Pittsburgh:
12, Jan. 7, 1970-Oct. 30, 1971 (8-0-4)
Longest Pittsburgh Undeclared Streak vs Rangers:
6, Nov. 14, 1989-Feb. 14, 1990 (5-0-1)

Last Pittsburgh Win at Home:
Mar. 19, 2000 (5-4) (0-0-0 since last win)
Last Rangers Win at Home:
Feb. 22, 2000 (4-3) (0-0-0 since last win)
Last Pittsburgh Win at Rangers:
Oct. 14, 1999 (5-2) (0-1-0 since last win)

Last Rangers Win at Pittsburgh:
Jan. 25, 2000 (4-3) (0-2-0 since last win)
Most Goals by Pittsburgh vs Rangers:
10, Apr. 9, 1993 (P, 10-4)

Most Goals by Rangers vs Pittsburgh:
11, Nov. 25, 1992 (NY, 11-3)
Most Goals by Both Teams:
14, Mar. 2, 1975 (NY, 8-6); Nov. 25, 1992 (NY, 11-3);
Apr. 9, 1993 (P, 10-4)

Last Pittsburgh Shutout vs Rangers:
Oct. 14, 1997 (1-0) - Tom Barrasso
Last Rangers Shutout vs Pittsburgh:
Mar. 24, 1997 (3-0) - Mike Richter

Last Pittsburgh Hat Trick vs Rangers:
Apr. 9, 1993 - Mario Lemieux
Last Rangers Hat Trick vs Pittsburgh:
Oct. 16, 1996 - Alexei Kovalev

Last Pittsburgh Trade with Rangers:
Nov. 25, 1998, Alexei Kovalev, Harry York and Future Considerations to Pittsburgh for Petr Nedved, Chris Tamer and Sean Pronger

Overtime Record vs Pittsburgh: 3-8-11

Team Information

Location: Madison Square Garden, 2 Penn Plaza, 14th Floor, New York, NY 10121
Founded: 1926
Owner: Cablevision Systems Corp.
Governor: David V. Checketts
President & General Manager: Glen Sather
Head Coach: Ron Low
Coach's Career NHL Record (Seasons): 139-162-40 (5)
Assistant Coaches: Ted Green, Walt Kyle
Director of Public Relations: John Rosasco
Athletic Trainer: Jim Ramsay
Arena (Capacity): Madison Square Garden (18,200)
General Office Phone: (212) 465-6486
Team Colors: Red, White and Blue
Radio: WFAN 660AM, IWEVD 1050AM
Commercial TV: None
Cable TV: Madison Square Garden Network
Website: www.newyorkrangers.com

Penguins vs. Rangers

YEAR	TOTAL	HOME	ROAD	GF-GA
1967-68	0-3-1	0-1-1	0-2-0	7-15
1968-69	1-5-0	1-2-0	0-3-0	16-27
1969-70	1-4-1	0-3-0	1-1-1	7-18
1970-71	0-5-1	0-3-0	0-2-1	7-24
1971-72	1-3-2	1-1-1	0-2-1	12-22
1972-73	2-3-0	1-1-0	1-2-0	16-24
1973-74	1-4-0	0-3-0	1-1-0	12-25
1974-75	2-2-0	1-1-0	1-1-0	22-20
1975-76	3-1-0	2-0-0	1-1-0	23-12
1976-77	2-1-1	0-1-1	2-0-0	12-8
1977-78	2-0-2	1-0-1	1-0-1	16-12
1978-79	2-2-0	1-1-0	1-1-0	15-7
1979-80	2-2-0	1-1-0	1-1-0	15-14
1980-81	2-1-1	1-1-0	1-0-1	17-14
1981-82	3-4-1	1-2-1	2-2-0	32-35
1982-83	1-5-1	1-2-1	0-3-0	19-34
1983-84	2-5-0	1-2-0	1-3-0	25-35
1984-85	3-4-0	2-2-0	1-2-0	29-34
1985-86	4-2-1	1-1-1	3-1-0	28-24
1986-87	2-3-2	1-2-1	1-1-1	23-26
1987-88	3-2-2	2-0-1	1-2-1	29-27
1988-89	3-3-1	2-1-1	1-2-0	32-32
1989-90	5-1-1	2-0-1	3-1-0	34-23
1990-91	4-3-0	2-2-0	2-1-0	32-28
1991-92	2-5-0	1-2-0	1-3-0	25-32
1992-93	5-2-0	2-1-0	3-1-0	31-24
1993-94	2-2-0	2-0-0	0-2-0	15-13
1994-95	3-0-0	2-0-0	1-0-0	13-10
1995-96	2-2-0	1-1-0	1-1-0	19-18
1996-97	0-4-0	0-2-0	0-2-0	8-26
1997-98	2-1-1	1-0-1	1-1-0	8-8
1998-99	1-1-3	0-0-2	1-1-1	10-14
1999-00	3-2-0	2-1-0	1-1-0	19-15
TOTAL	71-87-22	36-40-14	35-47-8	628-700

2000-01 SCHEDULE
 Saturday, Oct. 14 @ Pittsburgh - 7:30
 Friday, Oct. 27 @ New York - 8:00
 Friday, Feb. 23 @ Pittsburgh - 7:30
 Friday, Mar. 2 @ New York - 8:00
 Monday, Mar. 12 @ New York - 7:30

1999 2000	GP	W	L	T	RT	PTS	GF	GA	PPG	SHG	PEN	PIM
PITTSBURGH	5	3	2	0	0	6	19	15	3	1	26	66
NY RANGERS	5	2	3	0	0	4	15	19	3	0	26	85

AT PITTSBURGH (2-1-0)

AT NY RANGERS (1-1-0)

- Oct. 14 - PITTSBURGH (Skudra) 5 at NY Rangers (McLEAN/Hilicka) 2 WG - Lang
- Jan. 25 - NY RANGERS (Richter) 4 at Pittsburgh (Barrasso) 3 WG - Knuble
- Feb. 22 - Pittsburgh (Aubin) 3 at NY RANGERS (McLean) 4 WG - Leetch
- Mar. 11 - NY Rangers (Richter) 1 at PITTSBURGH (Aubin) 3 WG - Brown
- Mar. 19 - NY Rangers (Richter) 4 at PITTSBURGH (Aubin) 5 WG - Slego


GOALS AND SHOTS BY PERIOD	1st	2nd	3rd	OT	TOTAL
PITTSBURGH	7-45	7-41	5-38	---	19-124
NY RANGERS	5-47	6-48	4-46	---	15-141

GOALTENDERS	GP	MP	GF	GA	ENG	SO	GAA	SHOTS	SVPC	W-L-T
Skudra (P)	1	59:57	5	2	0	0	2.00	30	.933	1-0-0
Aubin (P)	3	178:56	11	9	0	0	3.02	85	.894	2-1-0
Barrasso (P)	1	58:55	3	4	0	0	4.07	26	.816	0-1-0
PITTSBURGH TOTALS	5	300:00	19	15	0	0	3.00	141	.894	3-2-0
Richter (N)	3	177:51	9	11	0	0	3.71	81	.864	1-2-0
McLean (N)	2	92:24	5	6	0	0	3.90	38	.842	1-1-0
Hilicka (N)	1	27:36	1	2	0	0	4.35	5	.600	0-0-0
NY RANGERS TOTALS	5	300:00	15	19	0	0	3.80	124	.817	2-3-0

POWER PLAY GOALS: PITTSBURGH (3 for 15) - Kovalev, Lang, Laukkane
 NY RANGERS (3 for 17) - Kamensky, Leetch, Hla

SHORT-HANDED GOALS: PITTSBURGH (1) - H. Jonsson

PITTSBURGH	GP	G	A	PTS	PIM	SOG	+/-	NY RANGERS	GP	G	A	PTS	PIM	SOG	+/-
Kovalev	5	3	4	7	4	17	4	Kamensky	4	3	1	4	0	7	E
Lang	4	2	5	7	0	7	1	MacLean	4	2	2	4	14	7	E
Jagr	2	1	4	5	0	4	4	Lacroix	4	1	3	1	2	4	E
Brown	4	2	2	4	0	6	E	Leetch	4	1	3	4	0	8	E
Straka	5	2	2	4	2	9	1	Knuble	3	2	1	3	2	8	E
Wright	4	2	1	3	6	6	E	Hlavac	4	1	2	3	0	8	E
Laloon	3	1	2	3	4	5	E	Taylor	5	1	2	3	7	5	E
Hrdina	5	0	3	3	0	7	1	Johansson	5	0	3	3	2	5	E
Laukkanen	1	1	1	2	6	2	1	Dvorak	4	1	1	2	2	8	E
Titov	4	1	1	2	4	7	1	DiMaio	2	0	2	2	2	7	E
Jonsson	5	1	1	2	0	3	2	Hatcher	1	0	2	2	2	6	E
Moran	5	1	1	2	2	4	1	Nedved	4	1	0	1	0	11	E
Chorske	2	0	2	2	0	5	1	LeFebvre	5	1	0	1	0	2	F
Barnaby	4	0	2	2	9	3	2	York	5	1	0	1	0	10	E
Morozov	4	0	2	2	0	9	-4	Langdon	1	0	1	0	0	0	1
Dome	2	1	0	1	0	1	2	McLean	2	0	1	1	0	0	E
Slogr	4	1	0	1	0	6	-2	Dagle	4	0	1	0	0	2	E
Beranek	1	0	1	1	0	5	E	Graves	4	0	1	1	2	8	E
Miller	2	0	1	1	0	3	E	Fleury	5	0	1	1	4	14	E
Rozival	5	0	1	1	2	5	E	Quintal	5	0	1	1	2	5	E
Barrasso	1	0	0	0	0	0	0	Harvey	1	0	0	0	9	3	E
Boughner	1	0	0	0	5	0	1	Hilicka	1	0	0	0	0	0	E
Corbet	1	0	0	0	0	0	-3	Mahotra	1	0	0	0	0	0	E
Ference	1	0	0	0	14	0	1	Stevens	1	0	0	0	14	4	E
Popovic	1	0	0	0	0	0	0	Pilon	2	0	0	0	0	0	E
Skudra	1	0	0	0	0	0	0	Richter	3	0	0	0	0	0	E
Sonnenberg	1	0	0	0	0	0	0	Stock	2	0	0	0	5	0	E
Aubin	3	0	0	0	0	0	0	Witthall	2	0	0	0	0	2	E
Leach	3	0	0	0	0	0	-2	Schneider	5	0	0	0	4	10	E
Stanley	3	0	0	0	0	1	1								
Kasparaitis	4	0	0	0	4	8	E								
Werenka	4	0	0	0	4	0	4								
TOTALS	5	19	36	55	66	124		TOTALS	5	15	28	43	85	141	



**Radek
Bonk**



All-Time NHL Record: 201-346-79-2
 1999-00 Record/Finish: 41-3-11-2, Second, Northeast Division
 2000 Playoff Record: Lost to Toronto, 1-2, Eastern Conference Quarterfinals
 1999-00 Top Scorer: Radek Bonk (23-37-60)
 Stanley Cup Titles: None
 All-Time Ottawa Scorer vs Pittsburgh:
 Alexei Yashin (28gp, 5-12-17)
 All-Time Pittsburgh Scorer vs Ottawa:
 Jaromir Jagr (32gp, 25-26-51)
 Longest Ottawa Win Streak vs Pittsburgh:
 1, 6 times, last time -- Mar. 9, 2000
 Longest Pittsburgh Win Streak vs Ottawa:
 14, Jan. 3, 1994-Apr. 11, 1996
 Longest Ottawa Undeclared Streak vs Pittsburgh:
 4, Jan. 20, 1998-Apr. 9, 1998
 Longest Pittsburgh Undeclared Streak vs Ottawa:
 15, Nov. 27, 1994-Apr. 11, 1996
 Last Pittsburgh Win at Home:
 Nov. 26, 1999 (5-0) (0-0-0 since last win)
 Last Ottawa Win at Home:
 Mar. 9, 2000 (7-0) (0-0-0 since last win)
 Last Pittsburgh Win at Ottawa:
 Nov. 5, 1998 (1-2) (0-2-1 since last win)
 Last Ottawa Win at Pittsburgh:
 Mar. 30, 1999 (6-4) (0-1-1 since last win)
 Most Goals by Pittsburgh vs Ottawa:
 7, Oct. 27, 1992 (P, 7-2); Nov. 8, 1995 (P, 7-1); Nov. 28, 1995 (P, 7-2); Nov. 2, 1996 (P, 7-3)
 Most Goals by Ottawa vs Pittsburgh:
 7, Mar. 9, 2000 (O, 7-0)
 Most Goals by Both Teams:
 10, Mar. 30, 1993 (P, 6-4); Nov. 2, 1996 (P, 7-3); Mar. 30, 1999 (O, 6-4)
 Last Pittsburgh Shutout vs Ottawa:
 Nov. 26, 1999 (5-0) - Tom Barrasso
 Last Ottawa Shutout vs Pittsburgh:
 Mar. 9, 2000 (7-0) - Patrick Lalime
 Last Pittsburgh Hat Trick vs Ottawa:
 Nov. 26, 1999 - Jaromir Jagr
 Last Ottawa Hat Trick vs Pittsburgh:
 Mar. 30, 1999 - Sami Salo
 Last Pittsburgh Trade with Ottawa:
 Mar. 14, 2000, Janne Laukkanen and Ron Tugnutt to Pittsburgh for Tom Barrasso
 Overtime Record vs Pittsburgh: 0-1-7

Team Information

Location: 1000 Palladium Drive, Kanata, Ontario K2V 1A5
 Founded: 1990 (Expansion franchise awarded on December 6, 1990)
 Chairman/Governor: Rod Bryden
 President and CEO: Roy Mlakar
 General Manager: Marshall Johnston
 Director of Hockey Operations: Trevor Timmins
 Director of Player Personnel: Jarmo Kekalainen
 Head Coach: Jacques Martin
 Coach's Career NHL Record (Seasons): 226-217-83-2 (7)
 Assistant Coaches: Perry Pearn, Roger Neilson
 Head Athletic Trainer: Kevin Wagner
 Vice President of Communications: Phil Legault
 Arena (Capacity): Corel Centre (18,500)
 General Office Phone: (613) 599-0250
 Team Colors: Red, Gold and Black
 Radio: The Team 1200 Radio (English), Radio 1150 CJRC (French)
 Commercial TV: CJOHTV
 Cable TV: TV Sportsnet
 Website: www.ottawasenators.com

Penguins vs. Senators

YEAR	TOTAL	HOME	ROAD	GF-GA
1992-93	3-1-0	2-0-0	1-1-0	20-9
1993-94	4-0-1	2-0-1	2-0-0	19-6
1994-95	4-0-0	2-0-0	2-0-0	18-12
1995-96	6-0-0	3-0-0	3-0-0	32-11
1996-97	4-1-1	3-0-0	1-1-1	24-15
1997-98	1-1-3	0-0-2	1-1-1	6-7
1998-99	2-1-1	1-1-0	1-0-1	13-12
1999-00	1-2-1	1-0-1	0-1-1	7-10
TOTAL	25-6-7	14-1-4	11-4-4	139-82

SENATORS FACT

The Senators' first incarnation (1917-34) won four Stanley Cup Championships (1920, 1921, 1923 and 1927).

2000-01 SCHEDULE

Thursday, Oct. 19 @ Ottawa - 7:00
 Wednesday, Oct. 25 @ Pittsburgh - 7:30
 Tuesday, Dec. 5 @ Ottawa - 7:00
 Saturday, Dec. 30 @ Pittsburgh - 7:30

1999-2000	GP	W	L	T	RT	PTS	GF	GA	PPG	SHG	PEN	PIM
PITTSBURGH	4	1	2	1	0	3	7	10	2	0	18	39
OTTAWA	4	2	1	1	0	5	10	7	4	0	19	41

AT PITTSBURGH (1-0-1)

AT OTTAWA (0-2-0)

Nov. 4 - Pittsburgh (Skudra) 1 at OTTAWA (Lalime) 2 WG - Bonk
 Nov. 26 - Ottawa (Tugnutt/Lalime) 0 at PITTSBURGH (Barrasso) 5 WG - Jagr
 Feb. 28 - Ottawa (Lalime) 1 at Pittsburgh (Aubin) 1 TG - Dackell
 Mar. 9 - Pittsburgh (AUBIN/Skudra) 0 at OTTAWA (Lalime) 7 WG - Sato
 - Tugnutt replaced Lalime at 23:39 on Nov. 26
 - Skudra replaced Aubin at 40:00 on Mar. 9


GOALS AND SHOTS BY PERIOD	1st	2nd	3rd	OT	TOTAL
PITTSBURGH	4-26	3-24	0-26	0-2	7-78
OTTAWA	3-35	4-36	3-35	0-6	10-112

GOALTENDERS	GP	MP	GF	GA	ENG	SO	GAA	SHOTS	SV%CT	W-L-T
Barrasso (P)	1	60:00	5	0	0	1	0.00	20	1.000	1-0-0
Skudra (P)	2	78:33	1	1	0	0	3.06	33	.879	0-1-0
Aubin (P)	2	105:00	1	6	0	0	3.43	59	.898	0-1-1
PITTSBURGH TOTALS	4	245:00	7	10	0	1	2.45	112	.911	1-2-1
Tugnutt (O)	1	36:21	0	1	0	0	1.65	13	.923	0-0-0
Lalime (O)	4	208:39	10	6	0	1	1.73	65	.908	2-1-1
OTTAWA TOTALS	4	245:00	10	7	0	1	1.71	78	.910	2-1-1

POWER PLAY GOALS: PITTSBURGH (2 for 17) - Jagr, Lang
 OTTAWA (1 for 16) - McEachern (2), Hossa, Prospal

HAT TRICKS: PITTSBURGH (1) - Jagr (Nov. 26)

PITTSBURGH	GP	G	A	PTS	PIM	SOG	+/-	OTTAWA	GP	G	A	PTS	PIM	SOG	+/-
Jagr	2	3	2	5	0	7	2	McEachern	3	3	1	4	0	6	1
Barnaby	3	2	1	3	7	6	1	Alfredsson	2	1	2	3	2	5	2
Lang	3	1	2	3	0	3	2	York	4	0	3	3	7	8	E
Siegr	4	0	2	2	2	8	E	Dackell	4	2	0	2	0	8	E
Morozov	3	1	0	1	0	1	1	Sato	2	1	1	2	0	5	2
Ference	2	0	1	1	0	2	1	Bonk	4	1	1	2	4	11	E
Popovic	2	0	1	1	2	1	1	Hossa	4	1	1	2	0	6	F
Brown	3	0	1	1	0	5	-3	Prospal	4	1	1	2	4	6	2
Hrdina	3	0	1	1	6	1	2	Redden	4	0	2	2	4	10	T
Straka	4	0	1	1	0	8	-1	Van Allen	4	0	2	2	0	2	E
Barrasso	1	0	0	0	0	0	0	Forbes	1	0	1	1	0	2	E
Bonvie	1	0	0	0	0	0	E	Arvedson	2	0	1	1	2	1	-2
Chorske	1	0	0	0	0	0	E	Kravchuk	2	0	1	1	0	6	1
Sonnenberg	1	0	0	0	0	1	E	Juneau	3	0	1	1	2	2	E
Aubin	2	0	0	0	0	0	--	Laukkanen	4	0	1	1	0	7	-1
Dome	2	0	0	0	0	2	-2	Gardiner	1	0	0	0	2	0	E
Falloon	2	0	0	0	0	0	2	Kevin Miller	1	0	0	0	0	1	E
Leach	2	0	0	0	0	5	E	Rachunek	1	0	0	0	0	0	E
Kip Miller	2	0	0	0	2	2	2	Tugnutt	1	0	0	0	0	0	E
Skudra	2	0	0	0	0	0	--	Fisher	2	0	0	0	0	6	-1
Slaney	2	0	0	0	0	0	1	Ledyard	2	0	0	0	0	3	E
Wright	2	0	0	0	0	2	1	Traverse	3	0	0	0	0	2	E
Jonsson	3	0	0	0	0	1	-1	Zamuner	3	0	0	0	0	6	E
Kasparaitis	4	0	0	0	6	0	-1	Dineen	4	0	0	0	6	3	-1
Kovalev	4	0	0	0	1	13	-1	Lalime	1	0	0	0	0	0	--
Moran	4	0	0	0	0	3	E	Phillips	4	0	0	0	7	4	E
Rozsival	4	0	0	0	2	1	-2	Roy	4	0	0	0	6	0	1
Titov	4	0	0	0	6	4	-2								
Werenka	1	0	0	0	2	2	E								
TOTALS	4	7	12	19	39	78		TOTALS	4	10	19	29	41	112	



**Mark
Recchi**



All-Time NHL Record: 1,298-898-408-3
 1999-00 Record/Finish: 45-25-12-3
 2000 Playoff Record: Defeated Buffalo 4-1, Eastern Conference Quarterfinals; Defeated Pittsburgh 4-2, Eastern Conference Semifinals; Lost to New Jersey 4-3, Eastern Conference Finals
 1999-00 Top Scorer: Mark Recchi (28-63-91)
 Stanley Cup Titles: Two (1974, 1975)
 All-Time Philadelphia Scorer vs Pittsburgh:
 Bobby Clarke (76gp, 44-64-108)
 All-Time Pittsburgh Scorer vs Philadelphia:
 Mario Lemieux (59gp, 47-57-104)
 Longest Philadelphia Win Streak vs Pittsburgh:
 11, Dec. 12, 1982-Mar. 28, 1984
 Longest Pittsburgh Win Streak vs Philadelphia:
 4, Jan. 18, 1970-Apr. 1, 1970; Oct. 10, 1991-Nov. 30, 1991; Dec. 15, 1992-Jan. 30, 1993
 Longest Philadelphia Unundefeated Streak vs Pittsburgh:
 13, Oct. 28, 1982-Mar. 28, 1984 (12-0-1)
 Longest Pittsburgh Unundefeated Streak vs Philadelphia:
 14, Mar. 26, 1991-Jan. 30, 1993 (10-0-4)
 Last Pittsburgh Win at Home:
 Mar. 13, 1999 (4-0) (0-1-1 since last win)
 Last Philadelphia Win at Home:
 Mar. 26, 2000 (3-1) (0-0-0 since last win)
 Last Pittsburgh Win at Philadelphia:
 Feb. 13, 1994 (3-0) (0-13-0 since last win)
 Last Philadelphia Win at Pittsburgh:
 Apr. 1, 2000 (3-2) (0-0-0 since last win)
 Most Goals by Pittsburgh vs Philadelphia:
 11, Nov. 16, 1993 (Pit, 11-5)
 Most Goals by Philadelphia vs Pittsburgh:
 13, Mar. 22, 1984 (Phi, 13-4)
 Most Goals by Both Teams:
 17, Mar. 22, 1984 (Phi, 13-4)
 Last Pittsburgh Shutout vs Philadelphia:
 Mar. 13, 1999 (4-0) - Peter Skudra
 Last Philadelphia Shutout vs Pittsburgh:
 Dec. 4, 1982 (0-0) - Pelle Lindbergh
 Last Pittsburgh Hat Trick vs Philadelphia:
 Jan. 27, 1996 - Mario Lemieux
 Last Philadelphia Hat Trick vs Pittsburgh:
 Nov. 21, 1996 - Dale Hawerchuk
 Last Pittsburgh Trade with Philadelphia:
 Feb. 19, 1992, Rick Tocchet, Kjell Samuelsson, Ken Wregget and a Conditional Draft Choice to Pittsburgh for Mark Recchi, Brian Benning and a First Round Draft Choice
 Overtime Record vs Pittsburgh: 6-3-10

Team Information

Location: 3601 Broad Street, Philadelphia, PA 19148
 Founded: 1967
 Owner/Chairman: Comcast-Spectacor
 Governor: Ed Snider
 President & General Manager: Bob Clarke
 Head Coach: Craig Ramsay
 Coach's Career NHL Record (Seasons): 20-23-3 (2)
 Assistant Coaches: Bill Barber, Mike Strothers
 Goaltending Coach: Rejean Lemelin
 Director of Public Relations: Zach Hill
 Athletic Trainer: John Worley
 Arena (Capacity): First Union Center (19,519)
 General Office Phone: (215) 465-4500
 Team Colors: Black, White and Orange
 Radio: WIP 610AM
 Commercial TV: UPN 57 WPSG-TV
 Cable TV: Comcast SportNet
 Website: www.philadelphiaflyers.com

Penguins vs. Flyers

YEAR	TOTAL	HOME	ROAD	GF-GA
1967-68	4-3-3	2-0-3	2-3-0	20-12
1968-69	1-4-3	1-1-2	0-3-1	13-26
1969-70	5-1-2	3-0-1	2-1-1	27-21
1970-71	1-3-2	1-0-2	0-3-0	13-15
1971-72	3-2-1	3-0-0	0-2-1	17-20
1972-73	2-4-0	2-1-0	0-3-0	20-24
1973-74	2-3-0	1-1-0	1-2-0	15-22
1974-75	1-3-0	1-1-0	0-2-0	11-18
1975-76	0-3-1	0-1-1	0-2-0	13-22
1976-77	1-3-0	1-1-0	0-2-0	3-12
1977-78	0-3-1	0-2-0	0-1-1	7-26
1978-79	1-3-0	1-1-0	0-2-0	6-10
1979-80	0-3-1	0-2-0	0-1-1	9-15
1980-81	0-4-0	0-2-0	0-2-0	10-22
1981-82	2-5-1	2-1-1	0-4-0	30-38
1982-83	1-5-1	1-1-1	0-4-0	16-34
1983-84	0-7-0	0-4-0	0-3-0	21-46
1984-85	2-5-0	2-1-0	0-4-0	19-34
1985-86	0-6-1	0-3-1	0-3-0	16-29
1986-87	1-4-2	1-1-1	0-3-1	22-28
1987-88	2-5-0	2-2-0	0-3-0	24-23
1988-89	4-3-0	2-1-0	2-2-0	28-25
1989-90	3-4-0	2-2-0	1-2-0	24-29
1990-91	2-4-1	0-2-1	2-2-0	24-26
1991-92	5-0-2	3-0-1	2-0-1	36-19
1992-93	5-1-1	3-0-1	2-1-0	35-19
1993-94	2-1-1	1-0-1	1-1-0	21-13
1994-95	1-2-0	1-0-0	0-2-0	8-12
1995-96	2-2-0	2-0-0	0-2-0	20-18
1996-97	1-3-0	1-1-0	0-2-0	9-20
1997-98	2-2-0	2-0-0	0-2-0	14-14
1998-99	1-3-1	1-1-1	0-2-0	11-13
1999-00	0-4-1	0-1-1	0-3-0	12-20
TOTAL	57-108-26	42-34-19	15-74-7	574-725

2000-01 SCHEDULE

Wednesday, Nov. 8 @ Pittsburgh - 7:00
 Friday, Nov. 24 @ Philadelphia - 1:00
 Wednesday, Jan. 31 @ Pittsburgh - 7:30
 Wednesday, Feb. 7 @ Pittsburgh - 7:30
 Saturday, Apr. 7 @ Philadelphia - 3:00

1999 2000	GP	W	L	T	RT	PTS	GF	GA	PPG	SHG	PEN	PIM
PITTSBURGH	5	0	4	1	1	2	17	20	1	2	43	128
PHILADELPHIA	5	4	0	1	0	9	20	12	4	0	36	117

AT PITTSBURGH (0-1-1)

AT PHILADELPHIA (0-3-0)

Jan. 8 - Pittsburgh (Aubin) 1 at PHILADELPHIA (Vanbiesbroeck) 6 WG - Langkow
 Jan. 23 - Philadelphia (Vanbiesbroeck/BOUCHER) 4 at Pittsburgh (Barrasso) 4 TG - LeClair
 Feb. 24 - Pittsburgh (Aubin) 3 at PHILADELPHIA (Boucher) 4 (OT) WG - Richardson*
 Mar. 26 - Pittsburgh (Aubin) 1 at PHILADELPHIA (Vanbiesbroeck) 3 WG - Primeau
 Apr. 1 - PHILADELPHIA (Boucher) 3 at Pittsburgh (TUGNUTT/Aubin) 1 WG - LeClair
 * Richardson scored at 4:51 of OT

GOALS AND SHOTS BY PERIOD	1st	2nd	3rd	OT	TOTAL
PITTSBURGH	4-46	4-37	4-43	0-6	12-132
PHILADELPHIA	6-68	8-67	5-42	1-3	20-180


GOALTENDERS	GP	MP	GF	GA	ENG	SO	GAA	SHOTS	SVPCT	W-L-T
Tugnutt (P)	1	37:17	2	3	0	0	3.14	31	.903	0-1-0
Barrasso (P)	1	64:56	4	4	0	0	3.69	39	.897	0-0-1
Aubin (P)	4	135:59	6	12	1	0	3.87	109	.890	0-3-0
PITTSBURGH TOTALS	5	309:51	12	20	1	0	3.87	180	.889	0-4-1
Vanbiesbroeck (PH)	3	120:21	9	3	0	0	1.50	54	.944	2-0-0
Boucher (PH)	3	189:08	11	9	0	0	2.86	78	.885	2-0-1
PHILADELPHIA TOTALS	5	309:51	20	12	0	0	2.32	132	.909	4-0-1

POWER PLAY GOALS: PITTSBURGH (1 for 16) - Brown
 PHILADELPHIA (1 for 24) - Gagne, Primeau, Desjardins, Brind'Amour

SHORT-HANDED GOALS: PITTSBURGH (2) - Kovalev, Titov

PITTSBURGH	GP	G	A	PTS	PIM	SOG	+/-	PHILADELPHIA	GP	G	A	PTS	PIM	SOG	+/-
Straka	5	3	2	5	0	12	1	Recchi	5	3	6	9	2	14	2
Kovalev	5	1	4	5	10	13	1	LeClair	5	2	7	9	0	18	4
Titov	3	2	1	3	0	10	-2	Gagne	5	1	3	4	2	14	1
Kasparaitis	5	0	3	3	4	7	-4	Primeau	2	2	1	3	0	9	1
Lang	5	0	3	3	2	8	-2	Renberg	3	1	2	3	2	4	1
Brown	2	2	0	2	0	4	1	Desjardins	5	1	2	3	8	14	E
Barnaby	5	2	0	2	30	10	-1	Jones	5	1	2	3	15	6	3
Hrdina	5	1	1	2	0	6	1	Burt	4	0	3	3	8	5	E
Slego	5	1	1	2	16	18	L	Brind'Amour	1	1	1	2	0	2	1
Morozov	5	0	2	2	0	3	-1	Delmore	3	1	1	2	0	8	1
Laukkanen	1	0	1	1	0	1	E	Berube	5	1	1	2	9	3	1
Jagr	3	0	1	1	2	4	E	Langkow	5	1	1	2	11	16	E
Wright	5	0	1	1	7	7	1	T. White	1	1	0	1	0	2	E
Barrasso	1	0	0	0	0	0	-	Bureau	2	1	0	1	0	3	1
Butenschon	1	0	0	0	0	1	1	Hull	5	1	0	1	0	2	1
Chorske	1	0	0	0	0	0	E	Richardson	5	1	0	1	11	7	6
Slaney	1	0	0	0	0	0	E	Therien	5	1	0	1	21	12	-2
Trebil	1	0	0	0	0	1	-1	Andersson	1	0	1	1	0	4	E
Tugnutt	1	0	0	0	0	0	-	McCarthy	2	0	1	1	5	1	-2
Beranek	2	0	0	0	0	5	-3	McGillis	4	0	1	1	9	9	3
Boughner	2	0	0	0	34	3	-1	Zelepukin	5	0	1	1	0	11	-2
Weronika	2	0	0	0	2	1	-1	Eaton	1	0	0	0	0	1	E
Bonvie	3	0	0	0	7	2	-1	Lindros	1	0	0	0	0	6	1
Falloon	3	0	0	0	2	4	-2	Zalapski	1	0	0	0	0	0	E
Popovic	3	0	0	0	2	1	-1	Manderville	2	0	0	0	0	1	E
Kozival	3	0	0	0	2	0	E	Samuelsson	2	0	0	0	10	0	2
Aubin	4	0	0	0	2	0	E	Tocchet	2	0	0	0	2	3	1
Moran	4	0	0	0	2	4	-3	Boucher	3	0	0	0	0	0	-
Jonsson	5	0	0	0	5	3	-	Vanbiesbroeck	3	0	0	0	2	0	E
Leach	5	0	0	0	4	2	-2	P. White	3	0	0	0	0	5	E
TOTALS	5	12	20	32	128	32		TOTALS	5	20	34	54	117	180	

PHILADELPHIA FLYERS



Jeremy Roenick

All-Time NHL Record: 657-798 211-4
 1999-00 Record/Finish: 39-35-8-4, Third, Pacific Division
 2000 Playoff Record: Lost to Colorado, 4-1, Western Conference Quarterfinals
 1999-00 Top Scorer: Jeremy Roenick (34-44-78)
 Stanley Cup Titles: None
 All-Time Winnipeg/Phoenix Scorer vs Pittsburgh: Dale Hawerchuk (27gp, 18-13-31)
 All-Time Pittsburgh Scorer vs Winnipeg/Phoenix: Mario Lemieux (23gp, 19-32-51)
 Longest Winnipeg/Phoenix Win Streak vs Pittsburgh: 3, Mar. 9, 1986-Jan. 14, 1987
 Longest Pittsburgh Win Streak vs Winnipeg/Phoenix: 9, Oct. 10, 1979-Dec. 2, 1981
 Longest Winnipeg/Phoenix Undefeated Streak vs Pittsburgh: 3, Mar. 9, 1986-Jan. 14, 1987 (3-0-0); Mar. 12, 1997-Apr. 7, 1998 (1-0-2)
 Longest Pittsburgh Undefeated Streak vs Winnipeg/Phoenix: 9, Oct. 10, 1979-Dec. 2, 1981
 Last Pittsburgh Win at Home: Dec. 11, 1999 (4-2) (0-0-0 since last win)
 Last Phoenix Win at Home: Jan. 12, 2000 (3-1) (0-0-0 since last win)
 Last Pittsburgh Win at Winnipeg/Phoenix: Feb. 16, 1996 (1-0) (0-2-2 since last win)
 Last Phoenix Win at Pittsburgh: Apr. 7, 1998 (2-1) (0-2-0 since last win)
 Most Goals by Pittsburgh vs Winnipeg/Phoenix: 9, Dec. 18, 1990 (P 9-2); Mar. 5, 1996 (P 9-4)
 Most Goals by Winnipeg/Phoenix vs Pittsburgh: 7, Jan. 21, 1985 (W, 7-6); Jan. 20, 1989 (W, 7-3)
 Most Goals by Both Teams: 13, Jan. 21, 1985 (W, 7-6); Mar. 5, 1996 (P 9-4)
 Last Pittsburgh Shutout vs Winnipeg/Phoenix: Feb. 16, 1996 (1-0) - Tom Barrasso
 Last Winnipeg/Phoenix Shutout vs Pittsburgh: Jan. 28, 1992 (4-0) - Bob Essensa
 Last Pittsburgh Hat Trick vs Winnipeg/Phoenix: Mar. 5, 1996 - Petr Nedved (4)
 Last Winnipeg/Phoenix Hat Trick vs Pittsburgh: Jan. 21, 1985 - Dale Hawerchuk
 Last Pittsburgh Trade with Winnipeg/Phoenix: Dec. 28, 1995, Neil Wilkinson to Pittsburgh for Norm Maciver
 Overtime Record vs Pittsburgh: 3-1-3

Team Information

Location: 9375 East Bell Road, Scottsdale, AZ 85260
 Founded: 1972 (Winnipeg-WHA), 1979 (Winnipeg-NHL), 1996 (Phoenix-NHL)
 CEO & Governor: Richard Burke
 President: Shawn Hunter
 General Manager: Bobby Smith
 Head Coach: Bob Francis
 Coach's Career NHL Record (Seasons): 39-35-8-4 (1)
 Assistant Coaches: Rick Bowness, Wayne Fleming
 Goaltending Coach: Benoit Allaire
 Strength & Conditioning Coach: Steg Theander
 Director of Media Relations: Richard Naim
 Athletic Trainer: Gord Hart
 Arena (Capacity): America West Arena (16,210)
 General Office Phone: (480) 473-5600
 Team Colors: White, Green, Black, Burgundy and Purple
 Radio: KDKB (93.3 FM) and KDUS-2 (106.0AM)
 Commercial TV: KTVK Channel 3 and KASW (WB-61)
 Cable TV: Fox Sports Net Arizona
 Website: www.phoenixcoyotes.com

Penguins vs. Coyotes

YEAR	TOTAL	HOME	ROAD	GF-GA
1979-80	4-0-0	2-0-0	2-0-0	14-8
1980-81	4-0-0	2-0-0	2-0-0	18-14
1981-82	2-1-0	2-0-0	0-1-0	7-9
1982-83	1-2-0	1-0-0	0-2-0	13-14
1983-84	1-2-0	0-2-0	1-0-0	13-12
1984-85	1-2-0	0-1-0	1-1-0	14-16
1985-86	2-1-0	2-0-0	0-1-0	16-8
1986-87	1-2-0	0-1-0	1-1-0	9-10
1987-88	1-2-0	0-2-0	1-0-0	9-12
1988-89	2-1-0	1-0-0	1-1-0	13-12
1989-90	2-0-1	2-0-0	0-0-1	13-7
1990-91	2-1-0	1-0-0	1-1-0	17-12
1991-92	2-1-0	1-1-0	1-0-0	6-7
1992-93	1-1-0	1-0-0	0-1-0	7-5
1993-94	2-0-0	1-0-0	1-0-0	10-6
1994-95	DID NOT PLAY			
1995-96	2-0-0	1-0-0	1-0-0	10-4
1996-97	1-0-1	1-0-0	0-0-1	9-6
1997-98	0-1-1	0-1-0	0-0-1	3-4
1998-99	1-1-0	1-0-0	0-1-0	7-6
1999-00	1-1-0	1-0-0	0-1-0	5-5
TOTAL	33-19-3	20-8-0	13-11-3	213-177

2000-01 SCHEDULE
 Wednesday, Jan. 17 @ Phoenix - 9:00

1999-2000	GP	W	L	T	RT	PTS	GF	GA	PPG	SHG	PEN	PIM
PITTSBURGH	2	1	1	0	0	2	5	5	2	0	11	22
PHOENIX	2	1	1	0	0	2	5	5	2	0	13	26

AT PITTSBURGH (1-0-0)

AT PHOENIX (0-1-0)

Dec. 11 - Phoenix (Esche) 2 at PITTSBURGH (Aubin) 4 WG - Miller


Jan. 12 - Pittsburgh (Aubin) 1 at PHOENIX (Burke) 3 WG - Letowski

GOALS AND SHOTS BY PERIOD	1st	2nd	3rd	OT	TOTAL
PITTSBURGH	0-10	1-25	4-18	---	5-53
PHOENIX	0-14	2-12	3-12	---	5-38

GOALTENDERS	GP	MP	GF	GA	ENG	SO.	GAA	SHOTS	SVPCT	W-L-T
Aubin (P)	2	118:25	5	5	0	0	2.53	38	.868	1-1-0
PITTSBURGH TOTALS	2	120:00	5	5	0	0	2.50	38	.868	1-1-0
Burke (PH)	1	50:00	3	1	0	0	1.00	22	.955	1-0-0
Esche (PH)	1	59:18	2	3	1	0	3.01	30	.900	0-1-0
PHOENIX TOTALS	2	120:00	5	5	1	0	2.50	52	.904	1-1-0

POWER PLAY GOALS: PITTSBURGH (2 for 11) - Jagn, Titov
 PHOENIX (2 for 9) - Letowski, Oliver

PITTSBURGH	GP	G	A	PTS	PIM	SOG	+/-	PHOENIX	GP	G	A	PTS	PIM	SOG	+/-
Jagn	2	3	1	4	0	10	1	Letowski	2	1	1	2	4	3	E
Straka	2	0	3	3	0	3	1	Daigneault	1	1	0	1	0	1	1
Titov	2	1	1	2	2	8	E	Oliver	1	1	0	1	0	2	1
Hrdina	2	0	2	2	0	0	2	Trachuk	1	1	0	1	6	3	1
Miller	2	1	0	1	0	2	E	Doan	2	1	0	1	0	4	-1
Barnaby	2	0	1	1	2	6	E	Alatalo	2	0	1	1	0	3	E
Lang	2	0	1	1	2	3	-1	Carney	2	0	1	1	0	0	-1
Morozov	2	0	1	1	0	0	E	Tocchet	2	0	1	1	0	2	E
Bonvie	1	0	0	0	0	0	E	Ylonen	2	0	1	1	0	0	E
Chorske	1	0	0	0	0	0	E	Briere	1	0	0	0	0	0	E
Moran	1	0	0	0	0	0	E	Burke	1	0	0	0	0	0	---
Wright	1	0	0	0	0	2	E	Esche	1	0	0	0	0	0	---
Aubin	2	0	0	0	---	---	---	Gill	1	0	0	0	0	0	-1
Jonsson	2	0	0	0	2	2	E	Quint	1	0	0	0	0	1	-1
Kasparaitis	2	0	0	0	6	4	E	DeBrusk	2	0	0	0	0	1	-1
Kovalev	2	0	0	0	4	8	E	Drake	2	0	0	0	2	1	E
Leach	2	0	0	0	0	2	E	Green	2	0	0	0	2	2	E
Popovic	2	0	0	0	0	1	E	Lumme	2	0	0	0	2	6	-1
Rozsival	2	0	0	0	2	2	1	Neckar	2	0	0	0	2	2	1
Slegr	2	0	0	0	2	0	1	Numminen	2	0	0	0	0	1	-1
Werenka	2	0	0	0	0	0	E	Roenick	2	0	0	0	2	3	-1
								Suchy	2	0	0	0	2	0	1
								Sullivan	2	0	0	0	2	3	-1
								Bench					2		
TOTALS	2	5	10	15	22	53		TOTALS	2	5	5	10	26	38	



Pavol Demitra

All-Time NHL Record: 1,122-1,092-390-1
 1999-00 Record/Finish: 51-20-11-1, First, Central Division
 2000 Playoff Record: Lost to San Jose, 4-3, Western Conference Quarterfinals
 1999-00 Top Scorer: Pavol Demitra (28-47-75)
 Stanley Cup Titles: None
 All-Time St. Louis Scorer vs Pittsburgh:
 Bernie Federko (41gp, 20-36-56)
 All-Time Pittsburgh Scorer vs St. Louis:
 Mario Lemieux (22gp, 24-29-53)
 Longest St. Louis Win Streak vs Pittsburgh:
 5, Jan. 2, 1973-Dec. 28, 1973; Dec. 5, 1981-Oct. 4, 1983
 Longest Pittsburgh Win Streak vs St. Louis:
 4, Feb. 3, 1972-Nov. 22, 1972; Jan. 26, 1998-Jan. 19, 2000
 Longest St. Louis Undeclared Streak vs Pittsburgh:
 10, Mar. 7, 1970-Apr. 4, 1971 (5-0-5)
 Longest Pittsburgh Undeclared Streak vs St. Louis:
 4, Feb. 3, 1972-Nov. 22, 1972 (4-0-0); Feb. 21, 1978-Dec. 13, 1978 (2-0-2); Jan. 26, 1998-Jan. 19, 2000 (4-0-0)
 Last Pittsburgh Win at Home:
 Jan. 19, 2000 (3-1) (0-0-0 since last win)
 Last St. Louis Win at Home:
 Dec. 20, 1997 (4-1) (0-1-0 since last win)
 Last Pittsburgh Win at St. Louis:
 Dec. 12, 1998 (4-3) (0-0-0 since last win)
 Last St. Louis Win at Pittsburgh:
 Nov. 8, 1990 (3-2) (0-8-1 since last win)
 Most Goals by Pittsburgh vs St. Louis:
 10, Nov. 22, 1972 (11-10-4)
 Most Goals by St. Louis vs Pittsburgh:
 9, Jan. 31, 1968 (SL, 9-4); Oct. 18, 1989 (SL, 9-3)
 Most Goals by Both Teams:
 14, Nov. 22, 1972 (11-10-4)
 Last Pittsburgh Shutout vs St. Louis:
 Dec. 19, 1996 (4-0) - Ken Wregget
 Last St. Louis Shutout vs Pittsburgh:
 Dec. 31, 1983 (2-0) - Mike Liut
 Last Pittsburgh Hat Trick vs St. Louis:
 Dec. 19, 1996 - Mario Lemieux
 Last St. Louis Hat Trick vs Pittsburgh:
 Oct. 18, 1989 - Brett Hull
 Last Pittsburgh Trade with St. Louis:
 Mar. 20, 1996, JJ Daigneault to Pittsburgh for a sixth round draft choice in 1996
 Overtime Record vs Pittsburgh: 0-0-6

Team Information

Location: Kiel Center, 1401 Clark Avenue, St. Louis, MO 63103
 Founded: 1967
 Owner & Chairman: Bill Laurie
 President & CEO: Mark Sauer
 Senior VP & General Manager: Larry Pleau
 Head Coach: Joel Quenneville
 Coach's Career NHL Record (Seasons): 151-96-39-1 (4)
 Assistant Coaches: Jim Roberts, Mike Kitchin
 Goaltending Coach: Keith Allain
 Athletic Trainer: Ray Barile
 Director of Communications: Jeff Trammell
 Arena (Capacity): Kiel Center (19,260)
 General Office Phone: (314) 622-2500
 Team Colors: White, Navy and Gold
 Radio: KMOX (1120AM)
 Commercial TV: KPLR-TV Channel 11
 Cable TV: Fox Sports Midwest
 Website: www.stlouisblues.com

Penguins vs. Blues

YEAR	TOTAL	HOME	ROAD	GF-GA
1967-68	4-6-0	2-3-0	2-3-0	25-33
1968-69	3-4-1	2-2-0	1-2-1	15-16
1969-70	1-5-2	1-1-2	0-4-0	11-28
1970-71	0-3-3	0-1-2	0-2-1	13-16
1971-72	3-3-0	1-2-0	2-1-0	17-13
1972-73	3-2-0	2-0-0	1-2-0	25-20
1973-74	2-3-1	1-1-1	1-2-0	19-19
1974-75	1-1-2	1-0-1	0-1-1	11-13
1975-76	2-2-0	1-1-0	1-1-0	17-14
1976-77	3-1-0	2-0-0	1-1-0	17-13
1977-78	2-1-1	1-0-1	1-1-0	13-11
1978-79	2-1-1	1-0-1	1-1-0	16-16
1979-80	1-2-1	1-1-0	0-1-1	12-14
1980-81	2-2-0	2-0-0	0-2-0	19-19
1981-82	1-2-0	1-0-0	0-2-0	9-10
1982-83	0-3-0	0-2-0	0-1-0	11-16
1983-84	0-2-1	0-0-1	0-2-0	7-11
1984-85	1-2-0	1-1-0	0-1-0	10-15
1985-86	2-1-0	0-1-0	2-0-0	16-11
1986-87	1-0-2	1-0-1	0-0-1	13-12
1987-88	0-3-0	0-1-0	0-2-0	10-16
1988-89	1-1-1	1-0-1	0-1-0	15-9
1989-90	0-3-0	0-1-0	0-2-0	10-22
1990-91	1-2-0	1-1-0	0-1-0	9-10
1991-92	1-1-0	1-0-0	0-1-0	5-7
1992-93	1-1-0	1-0-0	0-1-0	12-10
1993-94	0-0-2	0-0-1	0-0-1	6-6
1994-95		DID NOT PLAY		
1995-96	1-1-0	1-0-0	0-1-0	10-7
1996-97	2-0-0	1-0-0	1-0-0	8-2
1997-98	1-1-0	1-0-0	0-1-0	5-6
1998-99	2-0-0	1-0-0	1-0-0	6-4
1999-00	1-0-0	1-0-0	0-0-0	3-1
TOTAL	45-59-18	30-19-12	15-40-6	395-420

2000-01 SCHEDULE
 Thursday, Nov. 16 @ St. Louis - 8:00
 Saturday, Mar. 31 @ Pittsburgh - 3:00

1999-2000	GP	W	L	T	RT	PTS	GF	GA	PRG	SHG	PEN	PIM
PITTSBURGH	1	0	0	0	0	2	3	1	2	0	9	21
ST. LOUIS	1	0	1	0	0	0	1	3	1	0	7	17

AT PITTSBURGH (1-0-0)

AT ST. LOUIS (0-0-0)


Jan. 19 - St. Louis (Turek) 1 at PITTSBURGH (Barrasso) 3 WG - Titov

GOALS AND SHOTS BY PERIOD	1st	2nd	3rd	OT	TOTAL
PITTSBURGH	2-6	1-5	0-3	---	3-14
ST. LOUIS	0-5	0-18	1-8	---	1-31

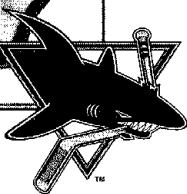
GOALTENDERS	GP	MP	GF	GA	ENG	SO	GAA	SHOTS	SVPCT	W-L-T
Barrasso (P)	1	60:00	3	1	0	0	1.00	31	.968	1-0-0
PITTSBURGH TOTALS	1	60:00	3	1	0	0	1.00	31	.968	1-0-0
Turek (S)	1	58:50	1	3	0	0	3.06	14	.786	0-1-0
ST. LOUIS TOTALS	1	60:00	1	3	0	0	3.00	14	.786	0-1-0

POWER PLAY GOALS: PITTSBURGH (2 for 4) - Straka, Titov
 ST. LOUIS (1 for 6) - Demitra

PITTSBURGH	GP	G	A	PTS	PIM	SOG	+	-	ST. LOUIS	GP	G	A	PTS	PIM	SOG	+	-
Straka	1	2	0	2	2	5	1		Demitra	1	1	0	1	0	4	1	
Titov	1	1	0	1	0	1	E		Nash	1	0	1	1	0	3	E	
Barnaby	1	0	1	1	5	1	E		Reirden	1	0	1	1	0	3	E	
Brown	1	0	1	1	0	0	E		Bartecko	1	0	0	0	0	2	E	
Hrdina	1	0	1	1	0	1	E		Bergevin	1	0	0	0	0	0	E	
Kovalev	1	0	1	1	2	2	E		Conroy	1	0	0	0	0	1	E	
Barrasso	1	0	0	0	0	0	--		Eastwood	1	0	0	0	0	1	E	
Bonvie	1	0	0	0	0	0	E		Ellett	1	0	0	0	0	2	E	
Chorske	1	0	0	0	0	1	E		Finley	1	0	0	0	0	0	E	
Jonsson	1	0	0	0	0	0	E		Handzus	1	0	0	0	4	1	E	
Lang	1	0	0	0	0	1	E		Mayers	1	0	0	0	2	2	E	
Leach	1	0	0	0	0	0	E		Pellierin	1	0	0	0	2	1	E	
Miller	1	0	0	0	0	0	E		Persson	1	0	0	0	0	1	E	
Moran	1	0	0	0	0	0	E		Pronger	1	0	0	0	7	2	E	
Morozov	1	0	0	0	2	0	E		Reasoner	1	0	0	0	2	0	E	
Popovic	1	0	0	0	0	1	E		Richer	1	0	0	0	0	3	E	
Rozsival	1	0	0	0	2	1	E		Turek	1	0	0	0	0	0	--	
Slegr	1	0	0	0	6	0	E		Turgeon	1	0	0	0	0	3	E	
Werenka	1	0	0	0	2	0	E		Young	1	0	0	0	0	2	E	
TOTALS	1	3	4	7	21	14			TOTALS	1	1	2	3	17	31		



Owen Nolan



All-Time NHL Record: 227-399-80-7
 1999-00 Record/Finish: 35-31-10-7, Fourth, Pacific Division
 2000 Playoff Record: Defeated St. Louis 4-3, Western Conference Quarterfinals; Lost to Dallas 4-1, Western Conference Semifinals
 1999-00 Top Scorer: Owen Nolan (44-40-84)
 Stanley Cup Titles: None
 All-Time San Jose Scorer vs Pittsburgh:
 Owen Nolan (9gp, 4-7-11)
 All-Time Pittsburgh Scorer vs San Jose:
 Mario Lemieux (11gp, 14-28-42)
 Longest San Jose Win Streak vs Pittsburgh:
 2, Apr. 1, 1998-Jan. 15, 1999
 Longest Pittsburgh Win Streak vs San Jose:
 5, Dec. 5, 1991-Mar. 23, 1993
 Longest San Jose Undeclared Streak vs Pittsburgh:
 1, Apr. 1, 1998-Dec. 2, 1999 (3-0-1)
 Longest Pittsburgh Undeclared Streak vs San Jose:
 8, Dec. 5, 1991-Nov. 10, 1995 (6-0-2)
 Last Pittsburgh Win at Home:
 Dec. 21, 1996 (3-1) (0-2-0 since last win)
 Last San Jose Win at Home:
 Jan. 15, 1999 (3-2) (0-0-1 since last win)
 Last Pittsburgh Win at San Jose:
 Oct. 22, 1997 (5-2) (0-1-1 since last win)
 Last San Jose Win at Pittsburgh:
 Dec. 2, 1999 (5-2) (0-0-0 since last win)
 Most Goals by Pittsburgh vs San Jose:
 10, Dec. 17, 1991 (P: 10-2)
 Most Goals by San Jose vs Pittsburgh:
 10, Jan. 13, 1996 (S): 10-8)
 Most Goals by Both Teams:
 18, Jan. 13, 1996 (S): 10-8)
 Last Pittsburgh Shutout vs San Jose:
 Dec. 13, 1996 Patrick Lalime
 Last San Jose Shutout vs Pittsburgh: None
 Last Pittsburgh Hat Trick vs San Jose:
 Nov. 10, 1995 - Ron Francis
 Last San Jose Hat Trick vs Pittsburgh:
 Jan. 13, 1996 - Ray Sheppard
 Last Pittsburgh Trade with San Jose:
 Mar. 20, 1996, Kevin Miller to Pittsburgh for fifth round draft choice in 1996 and future considerations
 Overtime Record vs Pittsburgh: 0-0-3

Team Information

Location: San Jose Arena, 525 West Santa Clara St., San Jose, CA 95113
 Founded: 1991
 Owner and Chairman: George Gund, III
 President & CEO: Greg Jamison
 Executive VP & General Manager: Dean Lombardi
 Head Coach: Darryl Sutter
 Coach's Career NHL Record (Seasons): 210-183-64-7 (6)
 Assistant Coaches: Rich Preston, Cap Raeder
 Head Athletic Trainer: Ray Tufts
 Director of Media Relations: Ken Arnold
 Arena (Capacity): San Jose Arena (17,496)
 General Office Phone: (408) 287-7070
 Team Colors: Deep Pacific Teal, Tan, Shimmering Gray, Burnt Orange and Black
 Radio: KARA (105.7 FM)/KLIV (1590 AM)
 Commercial TV: None
 Cable TV: Fox Sports Net
 Website: www.sjsharks.com

Penguins vs. Sharks

YEAR	TOTAL	HOME	ROAD	GF-GA
1991-92	3-0-0	1-0-0	2-0-0	25-5
1992-93	2-0-0	1-0-0	1-0-0	16-6
1993-94	0-0-2	0-0-1	0-0-1	5-5
1994-95	DID NOT PLAY			
1995-96	1-1-0	0-1-0	1-0-0	17-11
1996-97	2-0-0	1-0-0	1-0-0	7-1
1997-98	1-1-0	0-1-0	1-0-0	7-5
1998-99	0-1-0	0-0-0	0-1-0	2-3
1999-00	0-1-1	0-1-0	0-0-1	3-6
TOTAL	9-4-3	3-3-1	6-1-2	82-42

SHARKS FACT

The Sharks own the distinction of playing in the highest scoring game in Penguins history, a 10-8 San Jose win on Jan. 13, 1996 in Pittsburgh.

2000-01 SCHEDULE
 Wednesday, Nov. 1 @ San Jose - 10:30

SAN JOSE SHARKS

1999-2000	GP	W	L	T	RT	PTS	GF	GA	PPG	SHG	PEN	PIM
PITTSBURGH	2	0	1	1	0	1	3	6	1	0	7	17
SAN JOSE	2	1	0	1	0	3	6	3	0	0	12	27

AT PITTSBURGH (0-1-0)

AT SAN JOSE (0-0-1)

Oct. 30 - Pittsburgh (Skudra) 1 at San Jose (Shields) 1 TG - Lang


Dec. 2 - SAN JOSE (Shields) 5 at Pittsburgh (Barrasso) 2 WG - Stuart

GOALS AND SHOTS BY PERIOD	1st	2nd	3rd	OT	TOTAL
PITTSBURGH	1-18	2-21	0-20	0-2	3-61
SAN JOSE	2-22	2-13	2-17	0-3	6-55

GOALTENDERS	GP	MP	GF	GA	ENG	SO	GAA	SHOTS	SVPCT	W-L-T
Skudra (P)	1	54:59	1	1	0	0	0.92	31	.868	0-0-1
Barrasso (P)	1	58:19	2	4	1	0	4.12	23	.826	0-1-0
PITTSBURGH TOTALS	2	125:00	3	6	1	0	2.88	55	.891	0-1-1
Shields (S)	2	124:59	6	3	0	0	1.44	61	.951	1-0-1
SAN JOSE TOTALS	2	125:00	6	3	0	0	1.44	61	.951	1-0-1

POWER PLAY GOALS: PITTSBURGH (1 for 10) - Lang
 SAN JOSE (0 for 5)

PITTSBURGH	GP	G	A	PTS	PIM	SOG	+/-	SAN JOSE	GP	G	A	PTS	PIM	SOG	+/-
Kovalev	2	2	1	3	0	7	E	Marchment	2	0	3	3	4	2	2
Titov	2	0	2	2	2	4	I	Damphousse	2	2	0	2	4	5	2
Lang	2	1	0	1	0	3	-2	Nolan	2	1	1	2	0	5	I
Hrdina	1	0	1	1	0	0	-1	Friesen	2	0	2	2	0	3	I
Jagr	2	0	1	1	0	12	-3	Sundstrom	2	0	2	2	0	4	I
Werenka	2	0	1	1	2	2	E	Granato	2	1	0	1	2	3	I
Barrasso	1	0	0	0	0	0	-	Stern	2	1	0	1	5	2	I
Brown	1	0	0	0	0	2	-1	Stuart	2	1	0	1	4	6	3
Chorske	1	0	0	0	0	1	-1	Marleau	2	0	1	1	0	4	2
Dome	1	0	0	0	0	0	E	Norton	2	0	1	1	0	2	I
Jonsson	1	0	0	0	0	0	E	Surter	2	0	1	1	0	0	I
Morozov	1	0	0	0	0	1	-2	Ragnarsson	1	0	0	0	0	1	E
Skudra	1	0	0	0	0	0	0	Rathje	1	0	0	0	0	1	E
Straka	1	0	0	0	0	2	-2	Rouse	1	0	0	0	0	1	E
Barnaby	2	0	0	0	7	4	-4	Sutton	1	0	0	0	2	1	F
Ference	2	0	0	0	0	3	E	Korolyuk	2	0	0	0	0	2	I
Kasparaitis	2	0	0	0	2	1	-2	Matteau	2	0	0	0	2	2	I
Leach	2	0	0	0	0	2	E	Riccì	2	0	0	0	0	3	E
Miller	2	0	0	0	0	4	E	Shields	2	0	0	0	0	0	-
Moran	2	0	0	0	0	2	-1	Sturm	2	0	0	0	2	3	E
Popovic	2	0	0	0	0	0	-3	Suter	2	0	0	0	2	5	2
Rozsival	2	0	0	0	2	5	-1								
Siegr	2	0	0	0	2	3	-1								
TOTALS	2	3	6	9	17	61		TOTALS	2	6	11	17	27	55	



Vincent Lecavalier



All-Time NHL Record: 195-360-71-7
 1999-00 Record/Finish: 19-54-9-7, Fourth, Southeast Division

2000 Playoff Record: Did Not Qualify
 1999-00 Top Scorer: Vincent Lecavalier (25-42-67)

Stanley Cup Titles: None

All-Time Tampa Bay Scorer vs Pittsburgh:

Brian Bradley (16gp, 6-9-15)

All-Time Pittsburgh Scorer vs Tampa Bay:

Jaromir Jagr (29gp, 16-19-35)

Longest Tampa Bay Win Streak vs Pittsburgh:

2, Nov. 6, 1999-Nov. 18, 1999

Longest Pittsburgh Win Streak vs Tampa Bay:

5, Dec. 11, 1993-Feb. 4, 1995

Longest Tampa Bay Undeclared Streak vs Pittsburgh:

2, Oct. 5, 1996-Nov. 8, 1996 (1-0-1); Nov. 6, 1999-

Nov. 18, 1999 (2-0-0)

Longest Pittsburgh Undeclared Streak vs Tampa Bay:

5, Dec. 11, 1993-Feb. 4, 1995 (5-0-0)

Last Pittsburgh Win at Home:

Dec. 23, 1999 (4-3) (0-0-0 since last win)

Last Tampa Bay Win at Home:

Feb. 21, 2000 (2-1) (0-0-0 since last win)

Last Pittsburgh Win at Tampa Bay:

Mar. 17, 1999 (2-0) (0-2-0 since last win)

Last Tampa Bay Win at Pittsburgh:

Nov. 6, 1999 (7-4) (0-1-0 since last win)

Most Goals by Pittsburgh vs Tampa Bay:

10, Nov. 1, 1995 (P, 10-0)

Most Goals by Tampa Bay vs Pittsburgh:

7, Nov. 6, 1999 (TB, 7-4)

Most Goals by Both Teams:

11, Dec. 21, 1993 (P, 8-3); Nov. 6, 1999 (TB, 7-4)

Last Pittsburgh Shutout vs Tampa Bay:

Mar. 17, 1999 (2-0) - Jean-Sebastien Aubin

Last Tampa Bay Shutout vs Pittsburgh:

Oct. 21, 1998 (5-0) - Darren Puppa

Last Pittsburgh Hat Trick vs Tampa Bay: None

Last Tampa Bay Hat Trick vs Pittsburgh:

Nov. 8, 1996 - Dino Ciccarelli

Last Pittsburgh Trade with Tampa Bay:

Mar. 18, 1999 - Brent Peterson to Pittsburgh for future considerations

Overtime Record vs Pittsburgh: 1-1-3

Team Information

Location: 401 Channelside Drive, Tampa, FL 33602

Founded: 1990

Owner & Governor: Palace Sports Entertainment

Majority Owner: William Davidson

CEO & Governor: Tom Wilson

President: Ron Campbell

Vice President & General Manager: Rick Dudley

Assistant GM: Jay Feaster

Head Coach: Steve Ludzik

Coach's Career NHL Record (Seasons): 19-54-9-7 (1)

Assistant Coaches: John Tortorella & John Torchetti

Goaltending Coach: Jeff Reese

Head Trainer: Dave Boyer

Vice President of Public Relations: Bill Wickett

Arena (Capacity): Ice Palace (19,758)

General Office Phone: (813) 301-6500

Team Colors: Black, Blue, Silver and White

Radio: WDAE 620AM

Commercial TV: WTTC-38

Cable TV: Sunshine Network

Website: www.tampabaylightning.com

Penguins vs. Lightning

YEAR	TOTAL	HOME	ROAD	GF-GA
1992-93	1-0-1	0-0-1	1-0-0	8-7
1993-94	3-1-0	2-0-0	1-1-0	18-10
1994-95	2-1-0	1-1-0	1-0-0	13-10
1995-96	3-1-0	2-0-0	1-1-0	18-9
1996-97	1-2-1	1-1-0	0-1-1	18-16
1997-98	3-0-1	1-0-1	2-0-0	14-4
1998-99	4-1-0	2-0-0	2-1-0	15-10
1999-00	1-3-0	1-1-0	0-2-0	10-14
TOTAL	18-9-3	10-3-2	8-6-1	114-80

LIGHTNING FACT

Former Penguins goaltender Wendell Young was the first choice of the Lightning in the 1992 Expansion Draft.

2000-01 SCHEDULE

Friday, Oct. 13 @ Pittsburgh - 7:30
 Thursday, Dec. 21 @ Tampa Bay - 7:30
 Saturday, Mar. 17 @ Tampa Bay - 7:30
 Wednesday, Apr. 4 vs. Tampa Bay - 7:30

1999-2000	GP	W	L	T	RT	PTS	GF	GA	PPG	SHG	PEN	PIM
PITTSBURGH	4	1	3	0	0	2	10	14	2	0	19	47
TAMPA BAY	4	3	1	0	0	6	14	10	2	1	28	62

AT PITTSBURGH (1-1-0)

AT TAMPA BAY (0-2-0)

Nov. 6 - TAMPA BAY (Cloutier) 7 at Pittsburgh (Aubin) 4 WG - Lecavalier
 Nov. 18 - Pittsburgh (Aubin) 1 at TAMPA BAY (Hodson) 2 WG - Kubina
 Dec. 23 - Tampa Bay (Cloutier) 3 at PITTSBURGH (Skudra) 4 WG - Kasparaitis
 Feb. 21 - Pittsburgh (Aubin) 1 at TAMPA BAY (Cloutier) 2 WG - Kubina

GOALS AND SHOTS BY PERIOD	1st	2nd	3rd	OT	TOTAL
PITTSBURGH	4-16	4-39	2-38	---	10-123
TAMPA BAY	3-29	5-43	6-24	---	14-96

GOALTENDERS	GP	MP	GF	GA	ENG	SO	GAA	SHOTS	SVPCT	W-L-T
Skudra (P)	1	60:00	4	3	0	0	3.00	27	.864	1-0-0
Aubin (P)	3	176:44	6	10	1	0	3.40	73	.863	0-3-0
PITTSBURGH TOTALS	4	240:00	10	14	1	0	3.25	96	.854	1-3-0
Hodson (TB)	1	60:00	2	1	0	0	1.00	27	.963	1-0-0
Cloutier (TB)	3	178:31	12	9	0	0	3.03	96	.906	2-1-0
TAMPA BAY TOTALS	4	240:00	14	10	0	0	2.50	123	.919	3-1-0

POWER PLAY GOALS: PITTSBURGH (2 for 20) - Kasparaitis, Brown
 TAMPA BAY (2 for 11) - Kubina, Lecavalier

SHORT-HANDED GOALS: TAMPA BAY (1) - Drulia

PITTSBURGH	GP	G	A	PTS	PIM	SOG	+/	TAMPA BAY	GP	G	A	PTS	PIM	SOG	+/
Kovalev	4	2	2	4	4	18	-2	Kubina	1	2	3	5	8	6	-1
Kasparaitis	4	1	2	3	6	7	-3	Tucker	3	2	4	4	4	6	2
Lang	4	0	3	3	0	10	E	Drulia	4	1	3	4	0	8	3
Wright	2	1	1	2	2	3	E	Madin	3	1	2	3	0	6	-1
Werenka	3	1	1	2	7	7	E	Richer	2	1	1	2	2	5	C
Jagr	4	1	1	2	4	12	E	Lecavalier	4	1	1	2	0	4	-1
Straka	3	0	2	2	0	8	E	Clymer	4	0	2	2	2	8	2
Slegra	4	0	2	2	2	11	E	Svoboda	4	0	2	2	4	5	2
Talloon	1	1	0	1	0	2	E	Gardiner	2	1	0	1	0	5	1
Brown	2	1	0	1	0	4	-3	Gusev	2	1	0	1	0	4	1
Chorske	2	1	0	1	0	1	-1	Mara	2	1	0	1	1	4	2
Titov	4	1	0	1	4	8	-1	Martins	3	1	0	1	4	5	2
Leach	2	0	1	0	0	1	-2	Petrovicky	3	1	0	1	0	1	3
Dome	3	0	1	0	0	6	1	Sillinger	4	1	0	1	2	2	E
Morozov	3	0	1	1	2	4	1	Johansson	1	0	1	1	0	0	1
Rozival	4	0	1	1	2	3	-3	Wannner	2	0	1	1	2	5	-1
Barnaby	1	0	0	0	5	2	E	Zyzun	2	0	1	1	2	3	1
Bonvie	1	0	0	0	5	0	E	Gratton	3	0	1	1	14	5	-1
Skudra	1	0	0	0	0	0	---	Guolla	4	0	1	1	0	4	2
Slaney	1	0	0	0	0	1	---	Cullimore	1	0	0	0	0	1	-1
Sonnenberg	1	0	0	0	0	3	E	Dwyer	1	0	0	0	5	0	F
Jonsson	2	0	0	0	2	1	1	Ekman	1	0	0	0	0	2	E
Aubin	3	0	0	0	0	0	---	Eich	1	0	0	0	0	0	E
Ference	3	0	0	0	0	0	-1	Hodson	1	0	0	0	0	0	---
Hrdina	3	0	0	0	0	2	-1	Houlider	1	0	0	0	0	2	2
Miller	3	0	0	0	0	3	-3	Johnson	1	0	0	0	0	1	E
Popovic	3	0	0	0	0	0	-3	Nylander	1	0	0	0	0	0	E
Moran	4	0	0	0	0	3	-2	Posnyk	1	0	0	0	0	1	E
Bench					2			Simpson	2	0	0	0	2	0	1
								Cloutier	3	0	0	0	0	0	---
								Herbers	3	0	0	0	5	1	1
								Kesa	3	0	0	0	2	2	E
TOTALS	4	10	18	28	47	123		TOTALS	4	14	21	35	62	96	



Mats Sundin



All-Time NHL Record: 2,249-2,224-745-3
 1999-00 Record/Finish: 45-30 7-3, First, Northeast Division
 2000 Playoff Record: Defeated Ottawa 4-2, Eastern Conference Quarterfinals; Lost to New Jersey 4-2, Eastern Conference Semifinals
 1999-00 Top Scorer: Mats Sundin (32-41-73)
 Stanley Cup Titles: 13 (1918, 1922, 1932, 1942, 1945, 1947-49, 1951, 1962-64 and 1967)
 All-Time Toronto Scorer vs Pittsburgh:
 Darryl Sittler (53gp, 29-37-66)
 All-Time Pittsburgh Scorer vs Toronto:
 Mario Lemieux (28gp, 27-35-62)
 Longest Toronto Win Streak vs Pittsburgh:
 4, Feb. 17, 1971-Dec. 28, :971
 Longest Pittsburgh Win Streak vs Toronto:
 6, Dec. 30, 1974-Feb. 19, 1976
 Longest Toronto Undeclared Streak vs Pittsburgh:
 8, Jan. :3, 1968-Mar. 1, 1969 (4-0-4)
 Longest Pittsburgh Undeclared Streak vs Toronto:
 6, Dec. 30, 1974-Feb. 19, 1976 (6-0-0)
 Last Pittsburgh Win at Home:
 Jan. 7, 2000 (5-2) (0-0-0 since last win)
 Last Toronto Win at Home:
 Dec. 4, 1999 (3-2 ot) (0-1-0 since last win)
 Last Pittsburgh Win at Toronto:
 Apr. 5, 2000 (0-0-0 since last win)
 Last Toronto Win at Pittsburgh:
 Oct. 24, 1998 (6-4) (0-3-0 since last win)
 Most Goals by Pittsburgh vs Toronto:
 12, Dec. 26, 1991 (P 12-1)
 Most Goals by Toronto vs Pittsburgh:
 9, Jan. 7, 1980 (T 9-5)
 Most Goals by Both Teams:
 15, Feb. 21, 1991 (P 11-4)
 Last Pittsburgh Shutout vs Toronto:
 Jan. 28, 1999 (6-0) - Peter Skudra
 Last Toronto Shutout vs Pittsburgh:
 Oct. 29, 1987 (4-0) - Allan Bester
 Last Pittsburgh Hat Trick vs Toronto:
 Feb. 18, 1992 - Joe Mullen
 Last Toronto Hat Trick vs Pittsburgh:
 Mar. 5, 1980 - Darryl Sittler
 Last Pittsburgh Trade with Toronto:
 Jul. 8, 1995, Dimitri Mironov and second round draft choice in 1995 to Pittsburgh for Larry Murphy
 Overtime Record vs Pittsburgh: 2-1-3

Team Information

Location: 40 Bay Street, Suite 400, Toronto, Ontario M5J 2X2
 Founded: 1927
 Chairman of the Board & Governor: Steve Stavro
 President: Ken Dryden
 General Manager/Head Coach: Pat Quinn
 Coach's Career NHL Record (Seasons): 447-345-112-3 (14)
 Director/Payer Personnel: Mike Penny
 Assistant to the President: Bill Watters
 Assistant Coaches: Keith Acton, Rick Ley
 Head Athletic Therapist: Chirs Broadhurst
 Director, Media Relations: Pat Park
 Arena (Capacity): Air Canada Centre (18,819)
 General Office Phone: (416) 815-5700
 Team Colors: Blue and White
 Radio: Talk 640AM
 Commercial TV: Sat. (CBC); Weekdays (Global TV)
 Website: www.torontomapleleafs.com

Penguins vs. Maple Leafs

YEAR	TOTAL	HOME	ROAD	GF-GA
1967-68	2-1-1	1-0-1	1-1-0	9-14
1968-69	0-3-3	0-2-1	0-1-2	11-19
1969-70	2-2-2	1-0-2	1-2-0	14-19
1970-71	2-3-1	2-1-0	0-2-1	18-18
1971-72	2-4-0	1-2-0	1-2-0	13-14
1972-73	2-2-1	2-1-0	0-1-1	18-17
1973-74	1-3-1	0-2-0	1-1-1	13-20
1974-75	4-1-0	2-0-0	2-1-0	31-21
1975-76	4-1-0	3-0-0	1-1-0	32-18
1976-77	2-1-2	1-1-0	1-0-2	19-16
1977-78	3-2-0	1-2-0	2-0-0	17-22
1978-79	1-3-0	1-1-0	0-2-0	10-19
1979-80	2-2-0	1-1-0	1-1-0	18-20
1980-81	1-2-1	1-1-0	0-1-1	15-16
1981-82	0-1-2	0-1-1	0-0-1	10-12
1982-83	1-2-0	1-0-0	0-2-0	8-15
1983-84	1-1-1	1-1-0	0-0-1	8-7
1984-85	2-1-0	0-1-0	2-0-0	12-9
1985-86	3-0-0	2-0-0	1-0-0	18-9
1986-87	1-2-0	1-0-0	0-2-0	12-13
1987-88	2-1-0	1-1-0	1-0-0	9-9
1988-89	2-1-0	1-0-0	1-1-0	16-10
1989-90	1-2-0	1-1-0	0-1-0	17-21
1990-91	2-1-0	1-0-0	1-1-0	20-15
1991-92	2-1-0	2-0-0	0-1-0	22-8
1992-93	0-1-1	0-0-1	0-1-0	5-7
1993-94	0-1-1	0-1-0	0-0-1	6-8
1994-95	DID NOT PLAY			
1995-96	1-1-0	1-0-0	0-1-0	9-7
1996-97	2-0-0	1-0-0	1-0-0	12-8
1997-98	2-0-0	1-0-0	1-0-0	8-1
1998-99	2-2-0	1-1-0	1-1-0	13-13
1999-00	3-1-0	2-0-0	1-1-0	14-8
TOTAL	55-49-17	34-21-6	21-28-11	457-433

2000-01 SCHEDULE

Saturday, Dec. 9 @ Toronto - 7:00
 Wednesday, Dec. 13 @ Pittsburgh - 7:30
 Wednesday, Dec. 27 @ Pittsburgh - 7:30

1999-2000	GP	W	L	T	RT	PTS	GF	GA	PPG	SHG	PEN	PIM
PITTSBURGH	1	3	1	0	1	7	14	8	3	1	18	58
TORONTO	4	1	3	0	0	2	8	14	0	0	16	35

AT PITTSBURGH (2-0-0)

AT TORONTO (1-1-0)

Nov. 23 - Toronto (Joseph) 1 at PITTSBURGH (Aubin/SKUDRA) 3 WG - Ference
 Dec. 4 - Pittsburgh (Barraso) 2 at TORONTO (Joseph) 3 (OT) WG - Sundin*
 Jan 7 - Toronto (Joseph) 2 at PITTSBURGH (Aubin) 5 WG - Rozsival
 Apr. 5 - PITTSBURGH (Tugnutt) 4 at Toronto (Joseph) 2 WG - Jagr
 * Skudra replaced Aubin at #000 on Nov. 23
 * Sundin scored at 0:27 of OT

GOALS AND SHOTS BY PERIOD


	1st	2nd	3rd	OT	TOTAL
PITTSBURGH	3-30	5-32	6-28	0-0	14-90
TORONTO	4-29	1-32	2-50	1-2	8-113

GOALTENDERS	GP	MP	GF	GA	ENG	SO	GAA	SHOTS	SVPCT	W-L-T
Aubin (P)	2	99:58	6	2	0	0	1.20	47	.957	1-0-0
Tugnutt (P)	1	60:00	4	2	0	0	2.00	33	.939	1-0-0
Barrasso (P)	1	60:23	2	3	0	0	2.98	22	.864	0-1-0
Skudra (P)	1	20:00	2	1	0	0	3.00	11	.909	1-0-0
PITTSBURGH TOTALS	4	240:27	14	8	0	0	1.99	133	.929	3-1-0
Joseph (T)	4	238:26	8	13	1	0	3.27	88	.864	1-3-0
TORONTO TOTALS	4	240:27	8	14	1	0	3.49	89	.843	1-3-0

POWER PLAY GOALS: PITTSBURGH (3 for 13) - Jagr (2), Kova
 TORONTO (0 for 13)

SHORT-HANDED GOALS: PITTSBURGH (1) - Kovalev

PITTSBURGH	GP	G	A	PTS	PIM	SOG	+/-	TORONTO	GP	G	A	PTS	PIM	SOG	+/-
Jagr	4	3	3	6	0	11	1	Sundin	4	3	1	4	2	10	8
Kovalev	4	3	3	6	4	11	3	Hoglund	4	2	2	4	0	12	-2
Titov	3	1	3	4	0	6	3	Thomas	4	1	1	2	0	9	-2
Lang	4	1	2	3	0	7	1	Adams	2	0	2	2	0	6	1
Straka	4	1	2	3	0	6	3	Kaberle	4	0	2	2	2	7	2
Rozsival	3	1	1	2	0	3	2	Yushkevich	4	0	2	2	2	6	3
Hrdina	4	1	1	2	2	4	1	King	3	1	0	1	4	3	1
Beraneek	1	0	2	2	0	2	1	Vak	3	1	0	1	0	4	1
Moran	3	0	2	2	0	1	1	Berard	3	0	1	1	0	4	-4
Brown	2	1	0	1	0	2	1	Johnson	3	0	1	1	2	6	-1
Ference	2	1	0	1	0	4	-1	Karpovtsev	3	0	1	1	2	5	-5
Kasparaitis	4	1	0	1	19	2	2	Khnstich	3	0	1	1	4	4	1
Falloon	1	0	1	1	0	0	0	McCaulley	3	0	1	1	0	2	-2
Miller	3	0	1	1	0	3	1	Dami	4	0	1	1	4	6	-1
Werenka	3	0	1	1	2	1	1	Ankrusak	1	0	0	0	0	0	0
Jonsson	4	0	1	1	0	5	1	Diduck	1	0	0	0	0	0	0
Sleg	4	0	1	1	6	9	3	Mair	1	0	0	0	2	1	1
Barraso	1	0	0	0	2	0	1	Tucker	1	0	0	0	5	1	-1
Bonvie	1	0	0	0	0	1	-1	Antropov	2	0	0	0	7	1	1
Boughner	1	0	0	0	0	1	-1	Markov	2	0	0	0	0	3	1
Laukkanen	1	0	0	0	0	0	-1	McAllister	2	0	0	0	0	0	-1
Skudra	1	0	0	0	0	0	-	Perreault	1	0	0	0	0	4	-2
Tugnutt	1	0	0	0	0	0	-	Berezin	1	0	0	0	0	12	-4
Wright	1	0	0	0	0	0	1	Cross	4	0	0	0	2	5	-1
Aubin	2	0	0	0	0	0	-	Joseph	4	0	0	0	0	0	-
Papovic	3	0	0	0	2	0	1	Korolev	4	0	0	0	0	2	-2
Barnaby	4	0	0	0	19	1	1								
Leach	4	0	0	0	0	3	-1								
Microzov	4	0	0	0	0	5	1								
Bench						2									
TOTALS	4	14	24	38	58	90		TOTALS	4	8	16	24	35	113	



**Markus
Naslund**

All-Time NHL Record: 858-1,170-360-8
 1999-00 Record/Finish: 30-37-15-8, Third, Northwest Division
 2000 Playoff Record: Did Not Qualify
 1999-00 Top Scorer: Markus Naslund (27-38-65)
 Stanley Cup Titles: None
 All-Time Vancouver Scorer vs Pittsburgh:
 Don Lever (33gp, 17-17-34)
 All-Time Pittsburgh Scorer vs Vancouver:
 Mario Lemieux (26gp, 25-34-59)
 Longest Vancouver Win Streak vs Pittsburgh:
 2, 5 times, last time – Jan. 7, 1989-Nov. 5, 1989
 Longest Pittsburgh Win Streak vs Vancouver:
 9, Mar. 5, 1991-Feb. 27, 1996
 Longest Vancouver Undeclared Streak vs Pittsburgh:
 4, Nov. 26, 1980-Mar. 17, 1981 (3-0-1)
 Longest Pittsburgh Undeclared Streak vs Vancouver:
 9, Mar. 5, 1991-Feb. 27, 1996 (9-0-0)
 Last Pittsburgh Win at Home:
 Feb. 14, 2000 (3-0) (0-0-0 since last win)
 Last Vancouver Win at Home:
 Oct. 26, 1996 (2-1) (0-1-1 since last win)
 Last Pittsburgh Win at Vancouver:
 Oct. 25, 1997 (3-2 ot) (0-0-1 since last win)
 Last Vancouver Win at Pittsburgh:
 Jan. 7, 1989 (7-5) (0-10-1 since last win)
 Most Goals by Pittsburgh vs Vancouver:
 9, Oct. 6, 1976 (P, 9-5); Mar. 13, 1979 (P, 9-3); Feb. 15, 1986 (P, 9-4)
 Most Goals by Vancouver vs Pittsburgh:
 10, Dec. 19, 1980 (V, 10-1)
 Most Goals by Both Teams:
 14, four times, last time – Feb. 29, 1984 (V, 9-5)
 Last Pittsburgh Shutout vs Vancouver:
 Feb. 14, 2000 (3-0) – Jean-Sebastien Aubin
 Last Vancouver Shutout vs Pittsburgh:
 Feb. 17, 1988 (5-0) – Kirk McLean
 Last Pittsburgh Hat Trick vs Vancouver:
 Jan. 23, 1987 – Mario Lemieux
 Last Vancouver Hat Trick vs Pittsburgh:
 Jan. 7, 1989 – Tony Iantu
 Last Pittsburgh Trade with Vancouver:
 Mar. 20, 1996, Alek Stojanov to Pittsburgh for Markus Naslund
 Overtime Record vs Pittsburgh: 0-3-4

Team Information
 Location: General Motors Place, 800 Griffiths Way,
 Vancouver, B.C. V6B 6G1
 Founded: 1970
 Chairman & Governor: John E. McCaw, Jr.
 President & General Manager: Brian Burke
 Senior VP & Director of Hockey Operations: David
 Nonis
 VP, Player Personnel: Steve Tambellini
 Head Coach: Marc Crawford
 Coach's Career NHL Record (Seasons): 203-148-62-
 8 (6)
 Assistant Coaches: Jack McIlhargey, Mike Johnston
 Strength & Conditioning Coach: Peter Twist
 Medical Trainer: Mike Burnstein
 Manager, Media Relations: Chris Brunnell
 Arena (Capacity): General Motors Place (18,422)
 General Office Phone: (604) 899-4600
 Team Colors: Deep Blue, Sky Blue, Deep Red, White, and Silver
 Radio: CKNW 980AM (AM 980)
 Commercial TV: VTV (Channel 9)
 Cable TV: CTV Sportsnet (Channel 22)
 Website: www.canucks.com

Penguins vs. Canucks

YEAR	TOTAL	HOME	ROAD	GF-GA
1970-71	4-1-1	3-0-0	1-1-1	24-15
1971-72	4-2-0	2-1-0	2-1-0	21-20
1972-73	3-2-0	2-1-0	1-1-0	18-14
1973-74	4-1-0	2-0-0	2-1-0	27-16
1974-75	3-1-0	2-0-0	1-1-0	18-15
1975-76	2-1-1	1-0-1	1-1-0	16-15
1976-77	2-1-1	1-0-1	1-1-0	16-10
1977-78	1-2-1	1-1-0	0-1-1	16-16
1978-79	3-1-0	1-1-0	2-0-0	24-16
1979-80	2-1-1	1-0-1	1-1-0	13-12
1980-81	0-3-1	0-1-1	0-2-0	13-23
1981-82	2-0-1	1-0-0	1-0-1	13-10
1982-83	1-2-0	1-1-0	0-1-0	10-17
1983-84	1-2-0	0-1-0	1-1-0	12-14
1984-85	2-1-0	2-0-0	0-1-0	17-14
1985-86	2-1-0	1-0-0	1-1-0	18-11
1986-87	1-0-2	0-0-2	1-0-0	11-5
1987-88	1-2-0	1-0-0	0-2-0	10-14
1988-89	2-1-0	1-1-0	1-0-0	14-12
1989-90	1-2-0	1-0-0	0-2-0	10-13
1990-91	1-1-1	1-0-1	0-1-0	9-7
1991-92	2-0-0	1-0-0	1-0-0	11-6
1992-93	2-0-0	1-0-0	1-0-0	10-3
1993-94	2-0-0	1-0-0	1-0-0	8-5
1994-95		DID NOT PLAY		
1995-96	2-0-0	1-0-0	1-0-0	15-9
1996-97	1-1-0	1-0-0	0-1-0	7-6
1997-98	2-0-0	1-0-0	1-0-0	10-8
1998-99	1-0-1	1-0-0	0-0-1	8-7
1999-00	1-0-0	1-0-0	0-0-0	3-0
TOTAL	55-29-11	33-8-7	22-21-4	402-333

2000-01 SCHEDULE
 Friday, Nov. 3 @ Vancouver - 10:00

1999-2000	GP	W	L	T	RT	PTS	GF	GA	PPG	SH/G	PEN	PIM
PITTSBURGH	1	1	0	0	0	2	3	0	1	0	5	10
VANCOUVER	1	0	1	0	0	0	0	3	0	0	6	12

AT PITTSBURGH (1-0-0)

AT VANCOUVER (0-0-0)


Feb. 14 - Vancouver (POTVIN/Snow) 0 at PITTSBURGH (Aubin) 3 WG - 1 ang

GOALS AND SHOTS BY PERIOD	1st	2nd	3rd	OT	TOTAL
PITTSBURGH	1-11	1-6	1-7	---	3-24
VANCOUVER	0-11	0-13	0-13	---	0-37

GOALTENDERS	GP	MP	GF	GA	ENG	SO	GAA	SHOTS	SVPCT	W-L-T
Aubin (P)	1	60:00	3	0	0	1	0.00	37	1.000	1-0-0
PITTSBURGH TOTALS	1	60:00	3	0	0	1	0.00	37	1.000	1-0-0
Potvin (V)	1	57:27	0	3	0	0	3.13	24	.875	0-1-0
Snow (V)	1	0:59	0	0	0	0	0.00	0	---	0-0-0
VANCOUVER TOTALS	1	60:00	0	3	0	0	3.00	24	.875	0-1-0

POWER PLAY GOALS: PITTSBURGH (1 for 6) - Lang
 VANCOUVER (0 for 5)

PITTSBURGH	GP	G	A	PTS	PIM	SOG	+	-	VANCOUVER	GP	G	A	PTS	PIM	SOG	+	-
Lang	1	1	1	2	0	2	1	1	Baron	1	0	0	0	0	0	0	0
Jagr	1	1	0	1	0	2	1	1	Bertuzzi	1	0	0	0	0	0	4	1
Morozov	1	1	0	1	0	1	1	1	Brashear	1	0	0	0	0	2	3	2
Falloon	1	0	1	1	0	0	0	0	Cassels	1	0	0	0	0	0	1	0
Hrdina	1	0	1	1	0	1	1	1	Chubarov	1	0	0	0	0	0	3	1
Jonsson	1	0	1	1	0	1	1	1	Cooke	1	0	0	0	0	0	1	1
Kasparaitis	1	0	1	1	2	1	1	1	Hawgood	1	0	0	0	2	2	2	0
Aubin	1	0	0	0	0	0	0	0	Hendrickson	1	0	0	0	0	0	1	0
Bonvie	1	0	0	0	0	0	0	0	Joseph	1	0	0	0	0	0	2	0
Brown	1	0	0	0	0	1	0	0	Jovanovski	1	0	0	0	2	4	2	2
Kovalev	1	0	0	0	0	4	1	0	Klatt	1	0	0	0	0	0	2	0
Leach	1	0	0	0	2	3	0	0	Messer	1	0	0	0	0	0	2	1
Moran	1	0	0	0	2	1	0	0	Naslund	1	0	0	0	2	6	1	1
Rozsival	1	0	0	0	0	1	1	1	Ohlund	1	0	0	0	2	3	2	2
Slego	1	0	0	0	2	1	1	1	Potvin	1	0	0	0	0	0	0	0
Sonnenberg	1	0	0	0	0	2	0	0	Schaefer	1	0	0	0	0	0	0	0
Straka	1	0	0	0	0	1	1	1	Sharifjanov	1	0	0	0	0	0	1	0
Werenka	1	0	0	0	2	2	0	0	Snow	1	0	0	0	0	0	0	0
Wright	1	0	0	0	0	0	0	0	Strudwick	1	0	0	0	0	0	1	0
TOTALS	1	3	5	8	10	24	12	12	York	1	0	0	0	2	1	0	0
									TOTALS	1	0	0	0	12	37		



Adam Oates



All-Time NHL Record: 872-930-264-2
 1999-00 Record/Finish: 44-26-12-2, First, Southeast Division
 2000 Playoff Record: Lost to Pittsburgh 4-1, Eastern Conference Quarterfinals
 1999-00 Top Scorer: Adam Oates (15-56-71)
 Stanley Cup Titles: None
 All-Time Washington Scorer vs Pittsburgh:
 Mike Gartner (60gp, 39-36-75)
 All-Time Pittsburgh Scorer vs Washington:
 Mario Lemieux (55gp, 47-45-92)
 Longest Washington Win Streak vs Pittsburgh:
 9, Dec. 2, 1984-Nov. 20, 1985
 Longest Pittsburgh Win Streak vs Washington:
 7, Feb. 2, 1988-Nov. 30, 1988
 Longest Washington Undeclared Streak vs Pittsburgh:
 16, Oct. 25, 1983-Nov. 20, 1985 (15-0-1)
 Longest Pittsburgh Undeclared Streak vs Washington:
 7, Feb. 2, 1988-Nov. 30, 1988 (7-0-0)
 Last Pittsburgh Win at Home:
 Feb. 1, 2000 (3-2) (0-0-0 since last win)
 Last Washington Win at Home:
 Dec. 29, 1999 (3-2 ot) (0-1-0 since last win)
 Last Pittsburgh Win at Washington:
 Mar. 30, 2000 (4-3 ot) (0-0-0 since last win)
 Last Washington Win at Pittsburgh:
 Nov. 12, 1997 (4-1) (0-4-1 since last win)
 Most Goals by Pittsburgh vs Washington:
 12, Mar. 15, 1975 (P, 12-1)
 Most Goals by Washington vs Pittsburgh:
 9, Mar. 1, 1984 (W, 9-1); Dec. 2, 1984 (W, 9-1)
 Most Goals by Both Teams:
 15, Oct. 11, 1988 (P, 8-7)
 Last Pittsburgh Shutout vs Washington:
 Dec. 9, 1999 (3-0) - Jean-Sebastien Aubin
 Last Washington Shutout vs Pittsburgh:
 Oct. 29, 1991 (8-0) - Don Beaupre
 Last Pittsburgh Hat Trick vs Washington:
 Nov. 25, 1998 - Stu Barnes
 Last Washington Hat Trick vs Pittsburgh:
 Nov. 1, 1996 - Joe Juneau
 Last Pittsburgh Trade with Washington:
 Mar. 12, 1985, Jim McGeough to Pittsburgh for Mark Taylor
 Overtime Record vs Pittsburgh: 3-6-7

Team Information

Location: 401 9th Street NW, Washington D.C. 20004
 Founded: 1974
 Owners: Ted Leonsis, Jonathan Ledecky, Dick Patrick, Raul Fernandez, Michael Jordan
 Governor & President: Dick Patrick
 VP/General Manager: George McPhee
 Head Coach: Ron Wilson
 Coach's Career NHL Record (Seasons): 235-246-61-2 (7)
 Assistant Coaches: Tim Army and Tim Hunter
 Vice President of Communications: Andy McGowan
 Head Trainer: Greg Smith
 Arena (Capacity): MCI Center (18,678)
 General Office Phone: (202) 226-2200
 Team Colors: Blue, Bronze, Black and White
 Radio: SportsTalk 980 AM
 Cable TV: Home Team Sports
 Website: www.washingtoncaps.com

Penguins vs. Capitals

YEAR	TOTAL	HOME	ROAD	GF-GA
1974-75	5-1-0	3-0-0	2-1-0	36-13
1975-76	4-1-1	2-1-0	2-0-1	36-23
1976-77	1-4-1	1-2-0	0-2-1	16-22
1977-78	1-4-1	0-2-1	1-2-0	15-20
1978-79	4-3-1	2-1-1	2-2-0	32-28
1979-80	3-1-0	2-0-0	1-1-0	16-10
1980-81	2-1-1	0-1-1	2-0-0	18-14
1981-82	5-2-1	2-1-1	3-1-0	40-33
1982-83	1-5-1	1-2-0	0-3-1	23-36
1983-84	1-6-0	0-4-0	1-2-0	12-28
1984-85	0-6-1	0-2-1	0-4-0	20-44
1985-86	1-6-0	1-3-0	0-3-0	22-27
1986-87	4-3-0	3-0-0	1-3-0	30-26
1987-88	5-1-1	3-0-1	2-1-0	32-23
1988-89	4-3-0	2-1-0	2-2-0	31-35
1989-90	5-2-0	3-1-0	2-1-0	34-28
1990-91	4-2-1	2-1-0	2-1-1	29-26
1991-92	2-5-0	1-2-0	1-3-0	21-35
1992-93	5-1-1	3-0-0	2-1-1	32-22
1993-94	1-2-1	1-1-0	0-1-1	14-18
1994-95	2-2-0	1-1-0	1-1-0	10-11
1995-96	3-1-0	2-0-0	1-1-0	12-8
1996-97	3-1-0	2-0-0	1-1-0	14-11
1997-98	1-1-2	0-1-1	1-0-1	9-9
1998-99	2-2-0	2-0-0	0-2-0	17-12
1999-00	3-1-0	2-0-0	1-1-0	12-8
TOTAL	72-67-14	41-27-7	31-40-7	583-570

2000-01 SCHEDULE

Wednesday, Jan. 3 @ Pittsburgh - 7:30

Monday, Jan. 8 @ Washington - 7:00

Saturday, Mar. 3 @ Washington - 7:00

Wednesday, Mar. 7 @ Pittsburgh - 7:30

1999 2000	GP	W	L	T	RT	PTS	GF	GA	PPG	SHG	PEN	PIM
PITTSBURGH	4	3	1	0	1	7	12	8	4	0	20	51
WASHINGTON	4	1	3	0	1	3	8	12	1	0	22	55

AT PITTSBURGH (2-0-0)

AT WASHINGTON (1 1-0)

Dec. 9 - Washington (Kolzig) 0 at PITTSBURGH (Aubin) 3 WG - Werenka

Dec. 29 - Pittsburgh (Aubin) 2 at WASHINGTON (Kolzig) 3 (OT) WG - Oates*

Feb. 1 - Washington (Kolzig) 2 at PITTSBURGH (Aubin) 3 WG - Straka

Mar. 30 - PITTSBURGH (Tugnutt) 4 at Washington (Kolzig) 3 (OT) WG - Jonsson**

* - Oates scored at 4:32 of OT

** - Jonsson scored at 2:25 of OT

GOALS AND SHOTS BY PERIOD	1st	2nd	3rd	OT	TOTAL
PITTSBURGH	4-37	2-32	5-37	1-3	12-109
WASHINGTON	3-43	2-32	2-38	1-6	8-119

GOALTENDERS	GP	MP	GF	GA	ENG	SO	GAA	SHOTS	SVFCT	W-L-T
Aubin (P)	3	184:32	8	5	0	1	1.63	84	.940	2-1-0
Tugnutt (P)	1	62:25	4	3	0	0	2.88	35	.914	1-0-0
PITTSBURGH TOTALS	4	246:57	12	8	0	1	1.94	119	.933	3-1-0
Kolzig (W)	4	245:42	8	12	0	0	2.93	109	.890	1-3-0
WASHINGTON TOTALS	4	246:57	8	12	0	0	2.92	109	.890	1-3-0

POWER PLAY GOALS: PITTSBURGH (4 for 17) - Lang (2), Kovalev, Beranek

WASHINGTON (1 for 14) - Mironov

PITTSBURGH	GP	G	A	PTS	PIM	SOG	+/-	WASHINGTON	GP	G	A	PTS	PIM	SOG	+/-
Lang	4	3	3	6	0	12	2	Oates	4	2	1	3	0	11	E
Straka	3	2	3	5	4	11	4	Bondra	3	0	3	3	0	9	I
Jagr	3	1	3	4	0	11	3	Gonchar	4	0	3	3	0	12	2
Hrdina	4	0	4	4	0	6	3	Mironov	3	1	1	2	0	4	E
Slez	4	1	2	3	4	5	1	Simon	3	1	1	2	8	11	E
Werenka	2	1	1	2	2	2	3	Nikolishin	3	1	0	1	0	4	-1
Kovalev	4	1	1	2	6	11	1	Halpou	4	1	0	1	1	4	2
Laukkanen	1	0	2	2	0	2	-1	Sacco	4	1	0	1	5	8	I
Beranek	1	1	0	1	0	3	-2	Zednik	4	1	0	1	6	10	-2
Moran	3	1	0	1	0	2	1	Metropolit	1	0	1	1	0	4	2
Jonsson	1	0	1	1	2	4	1	Murphy	1	0	1	1	2	4	E
Sonnenberg	1	0	1	1	0	2	1	Zettler	1	0	1	1	2	1	1
Titov	2	0	1	1	0	5	F	Black	3	0	1	1	2	3	I
Morozov	4	0	1	1	0	12	-2	Reekie	3	0	1	1	0	2	E
Boughner	1	0	0	0	4	1	-2	Dahlen	4	0	1	1	2	3	-2
Dome	1	0	0	0	0	3	-1	Konowalchuk	4	0	1	1	6	7	I
Falloon	1	0	0	0	0	0	-1	Eagles	1	0	0	0	0	1	E
Ference	1	0	0	0	0	0	E	McKenzie	1	0	0	0	0	1	E
Slaney	1	0	0	0	0	0	-1	Tezikov	1	0	0	0	0	0	-1
Tugnutt	1	0	0	0	0	0	-	Toms	1	0	0	0	0	0	E
Bonvie	2	0	0	0	0	1	1	Svojkovsky	2	0	0	0	2	3	-1
Brown	2	0	0	0	0	1	E	Yake	2	0	0	0	0	1	-1
Chorske	2	0	0	0	2	0	-1	Bulis	3	0	0	0	2	3	3
Leach	2	0	0	0	0	1	E	Johansson	4	0	0	0	0	4	E
Miller	2	0	0	0	0	2	2	Klee	4	0	0	0	2	6	-1
Aubin	3	0	0	0	0	0	0	Kolzig	4	0	0	0	0	0	-
Barnaby	3	0	0	0	15	2	-1	Wirt	1	0	0	0	12	3	-3
Rozsival	3	0	0	0	0	4	E								
Wright	3	0	0	0	4	3	-4								
Kasparaitis	4	0	0	0	4	2	-2								
Popovic	4	0	0	0	2	1	1								
Bench					2										
TOTALS	4	12	22	34	51	109		TOTALS	4	8	16	24	55	119	

LEADING SCORERS VS. PITTSBURGH, 1967-2000

#	PLAYERS	TEAM(S)	GP	G	A	PTS	PIM	PP	SH	GW
1	GRETZKY, Wayne	Edm., LA, St.L., NYR	57	44	80	124	14	7	3	8
2	CLARKE, Bobby	Phi.	76	44	64	108	67	9	6	6
3	TROTTIER, Bryan	NYI	82	47	58	105	58	18	2	5
4	DIONNE, Marcel	Det., LA, NYR	82	41	62	103	40	8	2	4
5	LAFLEUR, Guy	Mtl., NYR, Que.	73	47	55	102	25	12	2	10
6	GARTNER, Mike	Wsh., Min., NYR, Tor., Ph	94	56	45	101	110	22	2	6
7	MESSIER, Mark*	Edm., NYR, Van.	68	29	66	95	131	7	1	3
8	PERREAULT, Gilber	Buf.	69	39	51	90	16	11	0	10
9	PARK, Brad	NYR, Bos., Det.	64	31	59	90	90	15	2	6
10	ESPOSITO, Phil	Bos., NYR	65	40	44	84	54	16	1	8
11	BOURQUE, Ray*	Bos.	72	21	63	84	63	8	3	3
12	SITTLER, Darryl	Tor., Phi., Det.	71	37	46	83	69	10	0	6
13	MULLER, Kirk*	NJ, Mtl., NYI, Tor., Fla.	77	27	52	79	120	16	0	4
14	RATELLE, Jean	NYR, Bos.	67	31	46	77	12	6	0	5
15	LAFONTAINE, Pat	NYI, Buf., NYR	67	37	39	76	30	17	1	3
16	RIDLEY, Mike	NYR, Wsh., Van.	62	33	43	76	37	14	0	3
17	BOSSY, Mike	NYI	53	42	31	73	12	17	0	9
18	STATSNY, Peter	Que., NJ	51	32	40	72	33	14	1	3
19	PROPP, Brian	Phi., Min., Hfd.	73	27	45	72	91	7	1	2
20	POTVIN, Denis	NYI	74	11	61	72	117	8	0	2
21	GÖRING, Butch	LA, NYI	80	34	37	71	12	9	6	3
22	MIKITA, Stan	Chi.	52	32	39	71	51	5	1	6
23	BUCYK, John	Bos.	54	15	56	71	6	3	0	2
24	HUNTER, Dale	Que., Wsh.	85	24	45	69	252	8	0	1
25	BARBER, Bill	Phi.	58	37	30	67	28	9	4	4
26	TONELLI, John	NYI, LA, Chi., Que.	63	25	42	67	46	6	3	4
27	STEVENS, Scott*	Wsh., St.L, NJ	99	18	49	67	280	6	0	3
28	MARUK, Denis	Cal., Cle., Min., Wsh.	57	32	34	66	74	8	1	1
29	McDONALD, Lanny	Tor., Cgy.	53	27	39	66	36	7	1	2
30	VERBEEK, Pac*	NJ, Hfd., NYR, Dal.	68	27	39	66	31	9	0	2
31	LEMAIRE, Jacques	Mtl.	63	27	38	65	6	6	2	7
32	SUTTER, Brent	NYI, Chi.	74	25	40	65	125	11	0	3
33	HOWE, Mark	Hfd., Phi., Det.	65	18	47	65	32	8	3	2
34	COURNOYER, Yvc	Mtl.	54	28	36	64	8	7	0	8
35	MAHOVLICH, Peter	Mtl.	51	24	38	62	45	4	1	5
36	KERR, Tim	Phi., NYR, Hfd.	54	31	30	61	76	14	0	6
37	SHUTT, Steve	Mtl.	58	28	33	61	28	6	0	2
38	TAYLOR, Dave	LA	51	18	43	61	64	5	0	3
39	MURPHY, Larry*	LA, Wsh., Min., Tor., Det.	65	17	44	61	34	7	0	3
40	ORR, Bobby	Bos., Chi.	40	20	40	60	80	7	0	2
41	ROBINSON, Larry	Mtl., LA	72	11	49	60	38	3	0	1

CATEGORY LEADERS 1967-2000

GAMES PLAYED		GOALS		ASSISTS		PENALTY MINUTES					
1	S. Stevens*	99	1	M. Gartner	56	1	W. Gretzky	80	1	S. Stevens*	280
2	M. Gartner	94	2	B. Trottier	47	2	M. Messier*	64	2	D. Hunter	252
3	D. Hunter	83	3	G. Lafleur	47	3	B. Clarke	66	3	R. Tocchet*	236
4	B. Trottier	82	4	B. Clarke	44	4	R. Bourque*	63	4	C. Nilan	195
	M. Dionne	82		W. Gretzky	44	5	M. Dionne	62	5	K. Daneyko*	184

TOP GOALTENDERS VS. PITTSBURGH 1967-2000 (300 minute minimum)

	GOALTENDER	TEAM(S)	GP	MP	GA	GAA	SO	W-L-T
1	WAKELY, Ernie	St. L	11	595	17	1.71	5	7-2-1
2	PARENT, Bernie	Tor., Phi.	36	2160	71	1.97	10	21-9-6
3	GAMBLE, Bruce	Phi., Tor.	15	882	27	2.04	5	7-3-3
4	EDWARDS, Roy	Det.	17	992	35	2.11	1	10-3-4
5	HALL, Glenn	St.L.	11	660	24	2.18	1	5-2-3
6	GIACOMIN, Ed	NYR, Det.	32	1900	74	2.33	7	20-7-4
7	CROZIER, Roger	Buf.	20	1055	42	2.39	1	10-1-6
8	RIGGIN, Pat	Atl., Cgy., Wsh., Bos	14	840	34	2.43	2	9-2-3
9	PLANTE, Jacques	St. L	20	1107	45	2.44	1	10-6-3
10	CAREY, Jim*	Wsh., Bos.	10	604	25	2.48	0	3-6-1
11	CHEEVERS, Gerry	Bos.	25	1480	62	2.51	3	15-5-5
12	ESPOSITO, Phil	Chi.	48	2880	124	2.58	5	30-11-6
13	ROY, Patrick*	Mtl., Col.	35	2053	89	2.6	0	20-8-6
14	DRYDEN, Ken	Mtl.	21	1215	53	2.62	1	15-3-2
15	FROESE, Bob	Phi., NYR	26	1494	66	2.65	0	20-4-1

CATEGORY LEADERS 1967-2000

GAMES PLAYED		WINS		SHUTOUTS		SAVE PERCENTAGE					
1	R. Vachon	64	1	R. Vachon	34	1	B. Parent	10	1	E. Wakely	.937
2	J. Vanbiesbrouck*	61	2	T. Esposito	30	2	R. Vachon	7	2	B. Parent	.935
3	T. Esposito	48	3	J. Vanbiesbrouck*	26	E. Giacomini	7	3	B. Gamble	.933	
4	B. Smith	44	4	K. Hruday	22	4	B. Gamble	5	4	G. Hall	.927
5	R. Hexall	41	5	B. Parent	21	C. Maniago	5	5	J. Plante	.922	
				B. Smith	21	T. Esposito	5				

CAREER SCORING VS. PITTSBURGH (Players Who Played Against Pittsburgh In 1999-2000)

PLAYER	TEAM(S)	GP	G	A	PTS	PM
ALVARO And	Arg	6	1	0	1	4
ADAMS Keyn	Tor	2	0	2	2	0
ANDERSON Ch, Main	Atl	4	0	0	0	0
ANDERSON Jon	Bos	1	0	0	0	0
ALATA, Mike	Phx	2	0	1	1	0
ANDERSON Daniel	Ott	22	4	9	13	8
ANDERSON Jeri	Cgy, Ott	4	1	0	1	7
ANDERSON Jason	Wsh, Bos	18	6	15	21	8
ANDON Letty	NYR, Ott	27	9	9	8	14
ANDERSON Mike	Cal, Pitt, Tor, Phx	32	2	8	12	2
ANDERSON Mike	NPR	2	0	1	1	0
ANDERSON Mike	Cal, Tor, NY, Bos	49	21	28	49	44
ANDERSON Greg	Tor	1	0	0	0	0
ANDROPOVAN	Tor	2	0	0	0	2
ANDRIJASON	Edm, NJ	20	9	9	18	16
ANDRIJASON	Ott	11	4	3	7	8
ANDRIJASON	Mtl	3	1	1	2	0
ANDREWS M, Sr	SIL, Chi	5	0	1	1	2
ANDREWS Dennis	SIL, Atl, LA	33	13	5	8	14
ANDRUSON, P. John	Bos	13	1	1	2	0
ANDRUSON, P. John	Wsh	1	0	1	1	0
ANDREWS, P. John	Wsh, Fla, Bos	20	3	5	8	6
ANDREWS, Tony	SIL, Mtl, Phx, Fla	15	3	2	2	26
ANDREWS, Tom	Fla	1	0	1	1	2
ANDREWS, Tom	SIL	1	0	0	0	0
ANDREWS, Tom	Bos	5	2	3	4	4
ANDREWS, Tom	Cal	6	2	3	5	4
ANDREWS, Tom	Mtl	3	0	1	1	0
ANDREWS, Tom	NY, Bos	4	0	0	0	21
ANDREWS, Tom	Phx, NY, Edm	16	4	7	7	8
ANDREWS, Tom	NY, Tor	13	2	9	11	4
ANDREWS, Tom	Tor, Edm, NY	8	0	2	2	4
ANDREWS, Tom	Tor	2	2	0	7	0
ANDREWS, Tom	LA	7	0	2	2	6
ANDREWS, Tom	CHI, NY, Edm	40	2	7	9	57
ANDREWS, Tom	Tor, Det, SIL	1	0	0	0	0
ANDREWS, Tom	NY, Van	12	3	5	9	8
ANDREWS, Tom	Phx, Tor, Cgy, Wsh	49	5	3	8	56
ANDREWS, Tom	NPR	3	1	0	1	0
ANDREWS, Tom	Chi, Wsh	1	1	4	5	2
ANDREWS, Tom	LA	2	0	1	1	0
ANDREWS, Tom	LA	18	3	6	9	16
ANDREWS, Tom	NJ	7	7	1	3	2
ANDREWS, Tom	Wsh	44	5	9	34	42
ANDREWS, Tom	Bos	27	5	5	11	20
ANDREWS, Tom	Mtl, Mh	10	2	3	5	7
ANDREWS, Tom	Det, Atl	4	2	1	1	2
ANDREWS, Tom	Cgy, Mh	8	0	1	1	4
ANDREWS, Tom	Bul, Mh	14	2	1	3	25
ANDREWS, Tom	Mtl	4	0	0	0	2
ANDREWS, Tom	Bos	72	21	63	84	63
ANDREWS, Tom	Fla	1	0	0	0	0
ANDREWS, Tom	Bos	1	0	0	0	0
ANDREWS, Tom	Mtl, Van	11	1	0	1	15
ANDREWS, Tom	NYR	2	1	0	1	2
ANDREWS, Tom	NPR	4	0	0	0	6
ANDREWS, Tom	Phx	1	0	0	0	0
ANDREWS, Tom	SIL, Phx, Car	46	21	36	57	31
ANDREWS, Tom	Mtl	31	2	13	16	51
ANDREWS, Tom	Cal	3	0	1	1	12
ANDREWS, Tom	Bul	7	1	2	3	4
ANDREWS, Tom	NJ, Det	37	9	13	22	—
ANDREWS, Tom	Som	4	0	0	0	4
ANDREWS, Tom	Mtl	21	1	7	17	10
ANDREWS, Tom	Wsh, NY, Atl	10	1	3	4	6
ANDREWS, Tom	NJ	12	2	4	6	8
ANDREWS, Tom	Edm, Atl	24	3	4	1	32
ANDREWS, Tom	Wsh	8	0	0	0	6
ANDREWS, Tom	Van, Fla	15	10	5	5	6
ANDREWS, Tom	Mtl, Cgy	22	7	7	4	0
ANDREWS, Tom	Cgy, NY, NY, NY, NY	32	3	4	7	13
ANDREWS, Tom	Hls, Car, Phx	42	2	9	11	86
ANDREWS, Tom	Det	2	0	0	0	0
ANDREWS, Tom	Atl	2	0	0	0	0
ANDREWS, Tom	LA	7	0	0	0	0
ANDREWS, Tom	NPR	5	0	1	1	26
ANDREWS, Tom	Mtl, Det	43	14	15	33	74
ANDREWS, Tom	Bul, Chi, Phx	15	1	2	3	15
ANDREWS, Tom	Wsh, Bos	13	4	4	8	0
ANDREWS, Tom	Mtl, Mh, Cgy, Van	33	5	25	30	15

PLAYER	TEAM(S)	GP	G	A	PTS	PM
ANDREWS, Tom	NY, Wsh, Tor, NY, Chi, Det	28	10	11	32	—
ANDREWS, Tom	NPR	8	0	0	0	8
ANDREWS, Tom	Cgy	2	0	0	0	0
ANDREWS, Tom	LA	2	0	0	0	0
ANDREWS, Tom	NPR	5	0	7	2	8
ANDREWS, Tom	Mtl, Chi, Det	32	6	24	30	68
ANDREWS, Tom	Van	1	0	0	0	0
ANDREWS, Tom	TR	4	0	2	2	2
ANDREWS, Tom	Chi, LA, Det, NY, Phx, Car	40	21	29	40	20
ANDREWS, Tom	NPR	3	1	3	2	4
ANDREWS, Tom	Mtl, SIL	8	2	0	2	2
ANDREWS, Tom	Van	1	0	0	0	0
ANDREWS, Tom	Cgy	5	0	1	1	2
ANDREWS, Tom	Edm, Sil, Mtl	39	11	18	29	43
ANDREWS, Tom	CHI, Patrick	2	0	0	0	5
ANDREWS, Tom	COTE, Sijan	49	5	9	14	30
ANDREWS, Tom	Cgy	1	0	1	1	0
ANDREWS, Tom	TB	25	0	3	3	30
ANDREWS, Tom	Van	6	1	3	4	6
ANDREWS, Tom	Mtl, TB	12	0	2	2	6
ANDREWS, Tom	Phx, TB, Chi, Phx, Mtl	11	1	2	3	8
ANDREWS, Tom	Bos, Edm, NY	21	9	8	17	6
ANDREWS, Tom	Ott	18	3	3	6	4
ANDREWS, Tom	Wsh	4	0	1	1	2
ANDREWS, Tom	Ott, Phx, TB, Edm	29	7	13	15	0
ANDREWS, Tom	Mtl, Phx, Phx, Phx	36	3	11	14	33
ANDREWS, Tom	Tor, Edm, NY, St	52	17	29	46	46
ANDREWS, Tom	Det	6	0	1	1	4
ANDREWS, Tom	NJ	75	3	6	9	31
ANDREWS, Tom	Mtl, Car	6	0	0	0	0
ANDREWS, Tom	Chi, Mtl	5	0	4	4	0
ANDREWS, Tom	Atl, NY	2	0	0	0	0
ANDREWS, Tom	Chi	8	1	3	4	0
ANDREWS, Tom	Que, Chi	4	5	8	13	15
ANDREWS, Tom	Edm, TB, Phx	10	0	0	0	44
ANDREWS, Tom	Phx	4	1	2	3	0
ANDREWS, Tom	Ott, SIL	8	3	3	6	0
ANDREWS, Tom	Mtl, Phx	41	8	26	33	64
ANDREWS, Tom	Edm	5	1	0	1	2
ANDREWS, Tom	Edm, Chi	6	1	1	2	6
ANDREWS, Tom	NY, Mtl, Van, Hls, Phx, Tor	46	3	12	15	103
ANDREWS, Tom	NY, TB, Phx, NYR	28	4	5	9	19
ANDREWS, Tom	Hls, Phx, Car, Ott	77	10	19	25	119
ANDREWS, Tom	Cgy	2	0	0	0	2
ANDREWS, Tom	Wpg, Det, Van, Cgy	13	0	3	3	29
ANDREWS, Tom	Hls, Cgy, Atl	4	1	1	2	9
ANDREWS, Tom	NY, Cgy, Tor	23	1	4	5	132
ANDREWS, Tom	St, Cal, Atl	10	0	2	2	15
ANDREWS, Tom	Bos, Van	31	11	13	24	14
ANDREWS, Tom	Cgy, Edm	3	0	0	0	0
ANDREWS, Tom	Det, Wpg, Phx	11	1	4	5	2
ANDREWS, Tom	Det	9	0	0	0	6
ANDREWS, Tom	TB	4	1	3	4	0
ANDREWS, Tom	Cal	4	0	1	1	0
ANDREWS, Tom	Hls, Ott, Van, NY	6	0	1	1	14
ANDREWS, Tom	LA, Phx, Que, NY, SIL, Det	38	8	16	24	20
ANDREWS, Tom	Chi	3	0	0	0	4
ANDREWS, Tom	NYR, NY	22	6	9	15	20
ANDREWS, Tom	TB	1	0	0	0	5
ANDREWS, Tom	Phx, TB, NY	23	2	3	5	16
ANDREWS, Tom	Que, Chi, Wpg, Wsh	26	2	3	5	44
ANDREWS, Tom	Tor, Wpg, NYR, Sil	10	0	2	2	4
ANDREWS, Tom	Hls	1	0	0	0	0
ANDREWS, Tom	TB	1	0	0	0	0
ANDREWS, Tom	NY	14	3	3	6	8
ANDREWS, Tom	TB	1	0	0	0	0
ANDREWS, Tom	Wpg, Tor, NY, Bos, Sil	43	2	16	18	75
ANDREWS, Tom	Bos	3	0	0	0	0
ANDREWS, Tom	SIL, Wpg, Hls, Car, Atl	26	8	12	10	14
ANDREWS, Tom	Atl	2	0	0	0	2
ANDREWS, Tom	Det	18	12	12	15	19
ANDREWS, Tom	Phx	0	0	0	0	2
ANDREWS, Tom	Bos	3	1	0	0	0
ANDREWS, Tom	Hls, NY, NY, LA, Atl	48	17	21	38	58
ANDREWS, Tom	LA, Wpg, Phx, NY, Det	17	0	0	0	8
ANDREWS, Tom	Chi	2	0	0	0	0
ANDREWS, Tom	NY, NY, NY	29	5	9	4	25
ANDREWS, Tom	Cgy, NYR	26	10	9	29	32
ANDREWS, Tom	Que, Cal	20	2	2	3	4
ANDREWS, Tom	Phx, Ott	8	0	3	3	15

OPPONENTS

PLAYER	TEAM	GP	G	A	PTS	RM	PLAYER	TEAM	GP	G	A	PTS	RM
FORBES, Roger	Que. Col.	11	4	13	17	10	KAPLAN, Gary	Hill. Col.	19	9	3	14	2
FRANCO, Ken	Hill. Col.	35	15	34	49	21	KARINA, Bud	Ara.	8	6	8	14	4
FREEMAN, Jeff	S.	9	2	6	6	6	KARSON, Andrew	Ara.	3	0	0	0	0
GAGNER, Simon	Pu.	5	1	3	4	2	KARSON, Steve	N.Y. Col.	22	1	14	15	2
GALAMBOS, Magin	Ad.	4	0	0	0	4	KEANE, Mike	Hill. Col. N.Y. Col.	33	10	10	20	3
GALLEY, Gary	LA, Wash. Res., Pu. LA	56	9	29	38	77	KECKNER, Dan	Cy., Hill. Col., N.Y.	3	0	0	0	6
GARDNER, Bruce	Ont. TB	5	2	3	4	23	KESA, Dan	TB	3	0	0	0	7
GRIFFAS, Martin	Sim. Que., Van. Col.	28	6	6	12	8	KESTER, Tom	Wash. LA, Bos., Tor.	41	1	18	29	18
GILL, Phil	Jos.	4	0	1	1	17	KING, Ken	Del. N.Y., Wyo., Phx., Tor.	38	4	3	7	136
GILL, Jack	Tor., S. Del. Pkw.	22	2	6	8	33	KLEINBERG, Patrick	N.Y.	4	2	3	5	2
GINSBURG, Doug	SIL, Cpr., Tor., N.J. Chi.	41	15	32	47	50	KLETT, Trent	Hill. Col., Fla., Van.	17	5	7	12	4
GRAB, Jonathan	Bos.	1	0	0	0	0	KLEE, Tim	Wyo.	20	4	2	6	8
GRUBIC, Raymond	NI	1	0	1	1	2	KLEMY, John	Cal.	10	1	3	4	0
GULLBERG, Yvonne	Del.	2	0	0	0	2	KNUSS, Mike	Del. Bos., N.Y.R.	12	2	3	5	10
GOMEZ, Scott	N.	5	0	4	4	0	KOHM, Jeffery	Ara.	2	0	0	0	0
GONCHAR, Sergei	Wah.	21	4	5	9	8	KOMLUS, Phil	MI	19	8	12	20	6
GRANATO, Tony	N.Y. LA, S.	25	18	10	28	34	KONIGSMANN, Bruce	Wyo.	27	2	8	10	30
GRANTON, Chris	TB, Pu., Buf.	37	4	6	9	66	KORSEY, Eugene	NI	2	0	0	0	2
GRAVES, Alan	Del. Edus., N.Y.R.	51	16	7	33	85	KOPONEN, Tom	Sac., Wyo., Phx., Tor.	14	1	3	4	10
GREEN, Josh	MI	3	1	1	2	6	KOSOWSKI, Alexander	S.	4	0	0	0	2
GREEN, Travis	MI, New Pkw.	25	8	9	17	28	KOZLOVA, Andrei	Que. Col., Hill. Col., Car. TB	24	8	15	23	32
GRIFF, Mike	Edus.	8	2	3	5	4	KOZLOVA, Tom	S. Ill.	14	5	6	11	4
GROBCK, Merv	Alf.	20	3	3	6	23	KOZLOVA, Vladimir	Del.	12	4	3	7	12
GURPIN, Ed	N.J. Edus.	27	7	14	21	47	PRYDE, Alex	Ch. Edus., S.U. Ont.	18	5	6	4	4
GULIA, Steve	Arl. TB	5	1	2	3	0	STOKRASS, Tom	Ch., N.Y.	8	2	7	9	2
GUNEN, Merv	NI	1	0	0	0	0	KROG, Sean	NI	1	0	2	2	0
GUSACK, Steve	Que. Col.	25	1	7	8	17	KRON, Robert	Wn. Hill., Car.	38	12	16	28	8
GUSKY, Steve	Ont. TB	4	1	1	2	2	KUBRA, Paul	TB	10	2	5	7	8
HAJKO, Steven	Car.	4	0	0	0	2	KYASMA, Craig	Fla.	5	1	1	2	17
HAMER, Kevin	Rut. Hill. Col., La. Car. Ara.	26	0	6	6	34	LAASONS, David	Bos.	3	2	0	2	0
HAMPER, Jeff	Wah.	4	1	0	1	4	LACROIX, Scott	N.Y. Mi.	28	1	5	6	2
HAMPEL, Roman	IE Edus.	21	4	6	10	24	LACROIX, Edm.	LA, Col. N.Y.R.	14	1	5	5	6
HANZLUS, Mike	SI	3	0	0	0	4	LAI, Joyce	Ontario	0	0	0	0	2
HANSON, Tom	Fla.	1	0	0	0	0	LAMBERT, Dennis	Ara. Ont., N.Y. Atl.	17	1	5	6	24
HARLOCK, David	MI, Ad.	6	0	1	1	4	LANDON, Steve	N.Y. Col.	13	1	1	2	33
HARVEY, Todd	Del. N.Y.R.	8	2	4	6	13	LANDON, Steve	Del.	8	3	0	3	0
HATCHER, Dennis	MI, Del.	14	1	5	6	12	LANGFORD, Wayne	LA	18	4	3	7	20
HATCH, Dr. Ken	Wn. N.Y.R.	65	9	36	37	138	LARPERE, Iv.	N.Y. LA	8	0	0	0	15
HAY, Donald	Ara.	1	0	0	0	0	LARSEN, Dave	Del.	1	0	0	0	0
HAWGOOD, Greg	Van.	1	0	0	0	2	LARONTE, Chuck	Que. Cpr., NI	20	9	13	22	22
HEDCAN, Eric	SIL, Van., Fla.	14	1	3	4	14	LARONTE, Steve	Del.	3	0	4	4	8
HENZE, Steve	Bos.	54	0	9	19	48	LARONTE, Steve	Var. S., Del.	21	1	10	14	4
HEJDUK, Mike	Co.	4	4	1	5	0	LARONTE, George	Edus.	3	1	0	1	9
HENDERSON, Bobby	MI, Tor. Van.	11	1	0	1	23	LARONTE, Jerry	Que. Ont.	16	2	4	6	12
HEPPER, Ian	TB	3	0	0	0	5	LASKA, Bill	Fla.	25	0	4	4	89
HEWARD, James	N.Y. NI	5	1	1	2	0	LEAGAN, Brian	TB	1	0	1	2	3
HILL, Sean	Ara., Ont., Car.	32	1	6	7	22	LECLAIR, John	MI, Ph.	33	5	16	33	9
HINOT, Dan	Cal.	1	0	0	0	0	LECLERC, Mike	Ara.	1	0	0	0	5
HIVAK, Jan	N.Y.R.	4	1	2	3	0	LEDMAN, Greg	MI, La., Bos., Ont.	56	15	53	70	27
HOGAN, Jim	Cy., Hill. Tor.	12	4	2	6	0	LEITCH, Brian	N.Y.R.	56	15	53	70	27
HOLK, Robby	IE-NI	40	9	10	19	36	LIEBER, Brian	Hill. Tor., Que., Col. N.Y.R.	28	2	10	12	12
HOLMSTROM, Tom	Del.	7	0	1	1	6	LEIGH, David	NI	1	0	0	1	0
HOLZNER, Ryan	B.U.	23	4	3	7	22	LEITER, Joe	Del.	7	0	3	3	0
HOSHA, Mark	Ont.	7	4	5	2	2	LEUNG, Claude	MI, N.J. Cal.	53	21	27	46	68
HOY, Peter	Wah., Buf. Ara.	21	0	4	4	6	LEUNG, Leo-Yee	MI, N.J. Cal.	3	0	0	0	0
HOUSLEY, Pat	B.U., Wyo., SIL, Cpr., Wah.	47	13	25	38	14	LEUNG, Yee-Kate	Que. Col., Hill. Col.	37	2	8	10	39
HRVAC, Tony	SIL, Que. S.	4	3	0	3	0	LEUNG, Yee-Kate	Phx.	4	2	1	3	4
HRZG, Joe	Bos.	0	0	0	0	0	LINDSTROM, Neil	Del.	17	2	5	7	0
HULL, Brett	Cy., Sil., Del.	24	15	21	36	0	LIND, Jay	Del.	2	1	0	1	0
HULL, Joby	Ont. Fla., TB, Ph.	31	7	4	11	2	LINDEN, Tom	Van. NI, Y.R.	29	12	0	22	24
ICIN, Alvaro	Car.	7	4	3	7	2	LINDSAY, Matt	Edus., NI	8	1	2	3	4
ISBISTER, Brad	Phx., NI	5	1	0	1	1	LINDSAY, Phil	Ph.	21	11	5	26	22
JAMISON, Mark	Hill. Ara., Chi.	26	0	1	5	33	LINDSAY, Bob	Que. Ph., Cpr.	30	5	6	1	12
JANSSON, Andrew	Ont. Cpr., TB	4	2	4	6	0	LINDSAY, Warren	NI, Del.	2	0	0	0	4
JANSSON, Gabe	Rut. Wah.	57	6	17	23	20	LINDSAY, Bruce	MI, Del.	1	0	0	0	0
JANSSON, Greg	SIL, LA	7	0	1	1	4	LINNE, Jack	MI, Van., Phx.	23	3	1	4	16
JANSSON, Greg	Del. Chi., N.Y.	8	2	1	3	6	MULLEN, Jeff	NI, S.N.Y.R.	33	6	0	26	32
JANSSON, Ken	N.Y.R.	5	0	3	3	2	MADDON, John	N.	5	1	0	1	0
JANSSON, Mike	LA, Ar.	7	0	0	0	24	MAR, Adam	Tor.	1	0	0	0	2
JANSSON, Steve	Tor., TB	11	2	2	4	4	MARSHALL, Andy	NI, PU, NI	35	6	19	25	39
JANSSON, Steve	Fla.	3	0	0	0	0	MAROTTA, Henry	N.Y.R.	4	0	0	0	2
JANSON, D.	LA, NI	8	1	1	2	6	MARU, Mark	Car.	5	0	0	1	0
JONES, Keith	Wah., Col. Ph.	28	4	9	13	54	MARTELLO, Kent	Tor., Edus., Hill. Col., Ph.	21	0	1	1	7
JONSSON, Steve	NI	4	1	2	3	0	MANN, Cameron	Bos.	3	2	1	3	2
JONSSON, Henry	Tor., NI	16	3	10	13	4	MANNON, Dave	Ont. Edus., Wyo., Phx., MI	29	3	8	11	98
JOSEPH, Chris	Edus., TB, Van., Ph.	11	2	3	5	10	MARA, Paul	TB	2	1	0	1	4
JOSEPH, Steve	Fla., Van.	17	2	4	4	30	MARSHALL, Todd	Edus.	11	1	1	2	14
JONES, John	Bos., Wah., Buf. Ont.	28	7	13	20	12	MARSHALL, Steve	Wyo., Chi., Wyo., Del. S.	16	3	5	8	41
KABRLE, Petr	ALIA	5	0	2	2	0	MARSHALL, Jeff	Ara., Chi.	4	0	0	0	2
KABRLE, Tomas	Tor.	8	1	3	4	2	MARSHALL, Tom	Tor.	6	0	0	0	2
KAMINSKY, David	Que. Col., N.Y.R.	20	1	15	26	15	MARTEAU, Patrick	S.	5	3	4	2	

PLAYER	TEAM	GP	G	A	PTS	PM
MARBLE, Jeff	Ariz	7	0	0	0	17
MARAS, Steve	Car, Ok, TB	4	1	0	1	6
MATTHEW, Jonathan	Cal, Ok, NYP, Ok, S	21	5	3	8	22
MATTHEW, Jeff	SL	1	0	0	0	2
MAYNISTER, Chris	Tex	2	0	0	0	0
MAYMOND, Kevin	Tem, Ok	11	2	3	5	4
McALPIN, Brian	N.Y., Va, Ok	14	2	3	5	43
McCARROLL, Jimmy	Cal, Tex, Ok, Car	29	1	3	4	25
McGINTY, Darren	Det	7	2	1	3	0
McGILLIVRAY, Alan	Tex	7	1	3	4	0
McGLARY, Trent	Mil	3	0	0	0	0
McKENZIE, Brian	LA, Bos, Ok	23	7	6	13	12
McKENZIE, Brian	Fdm, Phi	11	1	2	3	22
McNEIS, Mark	N.Y. C, Atl	25	10	7	17	6
McNEIS, Randy	Det, Mi	42	8	4	12	45
MCKE, Jay	Buf	15	0	2	2	4
McKENNA, Steve	LA	3	0	0	0	17
McKENZIE, Jeff	Phi, Ok, Wyo, Tex, Ariz, Wyo	17	2	0	2	48
McMAHON, Steve	Bos	13	3	5	7	4
MCSORLEY, Mark	Edin, LA, N.Y., S, Bos	27	4	7	1	44
McLANEY, Scott	Phi, Edin, Fla	63	17	22	39	85
MESNER, Eric	Cal	3	0	1	1	4
MESNER, Mike	Edin, N.Y., Tex	68	25	56	95	131
METROPOLIS, Gen	Wsh	1	0	1	0	0
MIKE, Ben	NM	1	0	0	0	0
MIKAR, Greg	Edin, Mich	3	0	1	1	0
MILLER, Aaron	Cal	5	0	0	0	0
MILLER, Kevin	N.Y., Det, Bos	21	6	5	1	9
	SJ, Chi, Ok					
MYRON, Chris	Wyo, Edin, Ok	13	0	4	4	18
MYRON, Dwight	Tex, Wyo, Wyo	12	3	4	7	6
PODRANSKI, Mike	Mil, Det	19	17	10	22	8
PODZUS, Jack	Tex, TB	11	4	3	7	2
POGGY, Alvaro	B, LA, Va, NY	24	14	10	27	26
POMERAY, Edin	Ok, Fla	6	2	4	6	6
PORRES, David	NY	5	0	1	1	6
PURVIS, Brandon	Chi	9	2	2	4	0
McMAHON, Steve	Ner	3	0	0	0	4
MURPHY, Bill	N.Y., NY	4	0	0	0	4
MURPHY, Gene	Phi, Bos, Fla, Atl	4	0	7	14	55
MURPHY, Joe	Det, Edin, Chi, SL, SJ	22	4	13	17	31
	Bos, Wsh					
MURPHY, Larry	LA, Wsh, Phi, Tex, Det	65	7	44	61	34
MURRAY, Glen	Bos, LA	16	2	2	4	17
MURRAY, Ben	Som	6	1	1	2	4
MURPHY, David	NM	3	0	1	1	0
MURPHY, John	SL	1	0	1	1	0
MUSLUND, Markus	Van	7	4	1	5	8
NABORS, Andre	SJ, TB, Cgy	5	0	1	1	24
NAGAR, Brandon	Ok, N.Y., Tex	19	2	3	4	42
NAGAR, Russel	N.Y., Atl	5	0	0	0	14
NAGAR, Peter	Wyo, N.Y., NY	14	4	1	5	2
NAGAR, Steve	N.Y., N.Y., NY	41	11	54	25	8
NAGAR, Eric	Bos	2	1	1	2	0
NAGAR, Peter	Phi	25	6	9	15	22
NAGAR, Scott	N	33	3	16	19	14
NAGAR, Jeff	Ans	5	0	0	0	0
NAGAR, Steve	Cgy, Da	24	14	13	27	12
NAGAR, Wayne	Phi, Edin	12	0	9	9	25
NAGAR, Brian	WVA	19	5	8	13	0
NAGAR, Owen	Que, Ok, S	23	11	14	25	7
NAGAR, Mark	N.Y., U.A.	9	0	0	0	6
NAGAR, David	N.Y., Ok, TB	38	6	2	27	32
NAGAR, Tapp	Wyo, Phi	23	5	5	6	4
NAGAR, Marco	Hil, Cgy, Ok, TB	13	2	9	11	10
NAJEM, Adam	Det, SL, Bos, Wsh	50	16	48	64	12
NAJEM, Tony	Phi, N	37	1	10	11	49
NAJEM, Tony	SJ, Bos, Ok	17	0	1	1	36
NAJEM, Tony	Van, NY	19	0	3	3	84
NAJEM, Tony	LA	10	1	1	1	11
NAJEM, Tony	Van	5	0	2	2	2
NAJEM, Tony	Wyo, Edin, Atl	26	8	1	19	14
NAJEM, Tony	Tex, Wyo, N.Y., LA, Chi	36	6	15	21	54
NAJEM, Tony	Ok, Phi	2	1	0	1	0
NAJEM, Tony	Phi	1	0	2	2	29
NAJEM, Tony	Mi, Car	23	8	6	14	42
NAJEM, Tony	NM	3	0	1	1	0
NAJEM, Tony	SJ, Cal	1	1	8	9	8
NAJEM, Tony	N.Y., U.A.	20	14	14	28	6
NAJEM, Tony	NM	13	1	2	3	2
NAJEM, Tony	LA	8	2	2	4	0
NAJEM, Tony	Det	1	0	1	1	0

PLAYER	TEAM	GP	G	A	PTS	PM
NAJEM, Tony	N.Y., U.A., Cgy, Buf	70	7	39	46	53
NAJEM, Tony	Buf	7	5	4	9	29
NAJEM, Tony	NM	12	0	2	2	1
NAJEM, Tony	N.Y., U.A.	12	0	4	4	12
NAJEM, Tony	NM	2	0	1	1	2
NAJEM, Tony	LA, TB	9	1	1	2	5
NAJEM, Tony	SL	2	0	0	0	2
NAJEM, Tony	Ok	4	1	0	1	0
NAJEM, Tony	Phi	11	1	0	1	17
NAJEM, Tony	N.Y., NY	12	1	1	2	46
NAJEM, Tony	Edin, Phi	27	7	14	21	5
NAJEM, Tony	Tem, Phi, Cgy	27	3	5	8	16
NAJEM, Tony	TB	1	0	0	0	0
NAJEM, Tony	Som	2	0	1	1	4
NAJEM, Tony	Hil, Ok, TB, NY	22	8	2	10	8
NAJEM, Tony	Cal	8	0	0	0	0
NAJEM, Tony	Det, Hil, Car, Phi	26	9	8	17	43
NAJEM, Tony	Phi, Wsh, Wyo	16	2	0	7	2
NAJEM, Tony	Det, Ok	19	3	6	9	48
NAJEM, Tony	Hil, SL	18	2	9	11	49
NAJEM, Tony	Phi, Ok	1	1	5	8	4
NAJEM, Tony	Bos	7	0	0	0	0
NAJEM, Tony	Det, Ans, Det	6	0	2	2	0
NAJEM, Tony	Phi, NY	4	0	0	0	0
NAJEM, Tony	Bos, SL, Wyo, Phi, NY	36	0	6	6	25
NAJEM, Tony	Ok	1	0	0	0	0
NAJEM, Tony	Mi	4	0	1	1	0
NAJEM, Tony	SJ, Ok, Bos, NY	5	0	0	0	0
NAJEM, Tony	Cgy, Hil, Car	28	6	4	10	10
NAJEM, Tony	SL	1	0	0	0	2
NAJEM, Tony	Phi, NY	2	0	0	0	2
NAJEM, Tony	Phi	36	2	4	6	36
NAJEM, Tony	Phi	9	0	0	0	2
NAJEM, Tony	SL, Phil	38	15	27	42	20
NAJEM, Tony	Ok	13	1	4	5	11
NAJEM, Tony	Bos, NY, LA, Atl	40	7	4	5	54
NAJEM, Tony	Cgy	1	1	2	2	0
NAJEM, Tony	Tem, Bos, Ok, Det	36	5	13	22	14
NAJEM, Tony	SL	1	0	1	1	0
NAJEM, Tony	Phi, TB	20	7	9	16	20
NAJEM, Tony	Mil	1	0	0	0	0
NAJEM, Tony	Phi, Que, Col, S	30	8	10	18	34
NAJEM, Tony	Tem, Edin, Phi	27	1	2	3	36
NAJEM, Tony	N.Y., TB, SL	53	18	16	34	23
NAJEM, Tony	Cal	3	0	0	0	7
NAJEM, Tony	SL, NY	6	0	2	2	4
NAJEM, Tony	Phi	9	0	2	2	26
NAJEM, Tony	Car	29	9	7	26	75
NAJEM, Tony	Van, Edin	3	0	1	1	0
NAJEM, Tony	LA, NY	35	6	32	48	8
NAJEM, Tony	NM	2	0	1	1	7
NAJEM, Tony	Chi, Phi	21	7	14	21	34
NAJEM, Tony	Det	4	0	0	0	0
NAJEM, Tony	Det	0	0	0	0	0
NAJEM, Tony	N.Y., Bos, Cal	19	3	4	7	6
NAJEM, Tony	SL, Van, Phi, NY	21	6	1	17	4
NAJEM, Tony	Phi, Wsh, Tem, Det, S	39	1	9	10	38
NAJEM, Tony	Ok	4	0	0	0	6
NAJEM, Tony	Ans	7	3	5	8	2
NAJEM, Tony	Que, NY	27	8	18	18	16
NAJEM, Tony	Tem, Ans, NY, Atl	17	5	3	8	11
NAJEM, Tony	Ok, Cal	31	2	29	59	12
NAJEM, Tony	Ans	5	0	1	1	10
NAJEM, Tony	Ok	5	4	2	6	0
NAJEM, Tony	Hil	14	3	5	8	0
NAJEM, Tony	Buf, NY, NY, Det, Phi	52	2	17	19	58
NAJEM, Tony	Hil, Buf	32	16	10	26	4
NAJEM, Tony	Buf	2	0	0	0	2
NAJEM, Tony	Edin, Buf	12	7	3	10	6
NAJEM, Tony	Bos	2	0	1	1	0
NAJEM, Tony	Phi	17	5	3	8	2
NAJEM, Tony	Cgy	1	1	0	1	0
NAJEM, Tony	Van, NY	7	0	3	3	9
NAJEM, Tony	Van	1	0	0	0	0
NAJEM, Tony	Mil	10	0	3	3	8
NAJEM, Tony	NM	2	0	0	0	5
NAJEM, Tony	Wyo, Ans	8	5	13	18	4
NAJEM, Tony	SL, Edin	16	5	7	7	8
NAJEM, Tony	N.Y., SL, Hil, Det	38	19	15	34	88
NAJEM, Tony	Tem, NY, NY, NY, NY	19	0	3	3	3
NAJEM, Tony	Chi, Cgy	5	3	5	5	4
NAJEM, Tony	N.Y., Van	7	0	2	2	2

OPONENTS

PLAYER	TEAMS	GP	G	A	PTS	PM	PLAYER	TEAMS	GP	G	A	PTS	PM
SHERPARD Ray	Bul., N.Y.R. Det.	26	12	13	25	4	WARD Ed	Cgy./Atl.	6	1	0	1	4
SILVANCE Mike	Sy. Pa., Car. Det., Ana., Van. Phi., B. Fla.	17	3	5	8	6	WARD Jason	Bla., Buf.	3	0	0	0	4
SMOLONS	Que., Co., Wash.	14	2	6	8	39	WARREN, Brent	For., Ill.	14	0	2	18	
SMITH, Fred J	N. Cal., TB	8	1	0	1	14	WARRNER, Todd	For., Ill.	6	0	1	4	
SMITH, Todd	Cal.	8	0	1	1	4	WATTS, Joe	NH	6	1	1	2	0
SMOLA Martin	Cal.	2	0	0	0	0	WEBB Steve	NH	10	0	0	0	28
SMOLINSKIS Karis	Nh	1	0	0	0	0	WRIGHT Doug	N.Y.R. detn.	18	3	8	11	6
SLOAN Mike	Del.	2	0	0	0	0	WENRICH Eric	N. Hill, Cal., Md.	33	5	11	16	36
SMELIK Richard	Buf.	28	2	9	10	18	WESTFLY Glenn	Box, Hill, Car.	46	5	18	23	46
SMITH Brandon	Ills.	2	0	0	0	0	WEST, J.R. Tommy	Car.	4	0	0	0	0
SMITH Jason	N.J. Tor., Edin.	14	1	1	2	10	WHITE, Conan	NJ	1	0	0	0	2
SMYNSO, Bryan	Box, N.Y.C., A.	22	9	13	22	23	WHITE, Peter	Ph.	3	0	0	0	0
SMYTHE Ryan	Edin.	7	2	2	4	6	WHITE, Todd	Ph.	1	0	0	0	0
SOURAY Sheldon	NJ Mil.	11	0	1	1	14	WIEMER, Jason	TB, Cgy.	11	0	3	19	
SPACEY Jaroslav	Cy.	6	2	3	5	2	WILM, Clarke	Cgy.	3	1	0	1	0
ST LOUIS, Mente	Ph.	7	2	0	2	0	WILSON, Landon	Box.	5	3	1	4	2
STACOSTONE	Box, Van., Atl.	4	1	1	2	16	WITHERALL, John	N.Y.R.	2	0	0	0	0
STAPLETON Mike	Chi., Edin., Wpg., Phx., AL	12	2	3	5	19	WTF, Drendon	Wsh.	11	0	2	2	36
STARR, Brock	Atl.	3	0	0	0	0	WOOLEY, Jason	Bla., Buf.	16	4	5	9	8
STERN, Ronnie	Van., Cgy., S.	6	2	1	3	69	WOULMER, Matt	Nh	3	0	0	0	0
STEVENS, Kevin	Box, LA, N.Y.R.	10	3	7	5	24	YACOVITZ, Tom	Chi., Wsh.	11	4	4	8	10
STEVENS, Scott	Phx., S.L. N.Y.	95	17	46	63	230	YAT, E. Stephen	Cal.	8	0	0	0	4
STEVENSON, James	Ph.	22	5	4	9	17	YON, John	Phx.	7	0	1	1	0
STEWART, Cameron	N.Y.R.	2	0	0	0	4	YORK, Henry	S.L. Van.	4	0	0	0	2
STOOP, N.Y.R.	N.Y.R.	7	0	0	0	5	YORK, Leon	Ana., Chi.	15	1	6	7	8
STUAR, Eric	Sy.	2	1	0	1	4	YORK, Michael	N.Y.R.	5	1	0	1	0
STRICKLAND, Jason	Van.	3	0	0	0	0	YOUNG, Scott	Hk., Que., Cal., S.L.	27	10	19	29	8
STUMPE, Jason	Box, LA	21	4	13	17	10	YOUNG, G.C., Landon	Ph., Tor.	24	3	8	11	14
STRUM, Martin	Sy.	3	0	0	0	2	YZERMAN, Steve	Det.	37	15	31	46	17
SUCHY, Rafal	Phx.	2	0	0	0	2	ZALAPSKI, Zdzislaw	Hk., Cgy., Ph.	13	1	9	10	14
SULLIVAN, Mike	Sy., Cgy., Phx.	12	0	1	4		ZAM, JAMES, Scot	TB, Chi.	21	7	4	11	12
SULLIVAN, Steve	N.J. Tor., Chi.	7	2	3	5	2	ZDUNK, Robert	Van.	5	1	0	1	6
SUNDIN, Mike	Que., Tor.	26	22	19	41	18	ZELINSKY, Vasek	NJ, Ph.	32	8	10	18	37
SUNDSTROM, Curtis	N.Y.R., S.	57	21	37	17	0	ZETTLER, Rob	Ph., S.L. Ph., Tor., Nsh., Wash.	16	0	3	7	44
SUTTER, Gary	Cgy., Chi., S.	27	6	11	17	20	ZHANG, CH, Alexei	Wpg., Chi.	11	2	5	7	6
SUTTER, Ron	Phx., S.L., Que., NY, Box, S.	57	21	20	41	76	ZHITNIK, Alexei	S.L.A., Chi.	26	3	12	15	32
SUTTON, Andy	Sy.	2	0	0	0	7	ZHOLEK, Doug	Box, Chi., Mil.	13	1	2	2	7
SUTTON, Ken	N.J.	2	0	0	0	0	ZIMBLEK, Doug	S.L.A., Chi.	6	0	1	1	4
SWANWORTH, Peter	All.	2	0	0	0	0	ZLOBIN, George	N.Y.R., Ill.	16	4	13	17	7
SWAN, A. Robert	Fla.	18	0	11	1	24	ZUBRUS, Dennis	Ph., Mil.	9	3	6	5	2
SWANSON, Jonathan	Wsh.	4	1	7	3	7	ZYLON, Andre	TB	2	0	1	1	2
SWANSON, Peter	Mil., Buf., Fil., TB	44	3	23	26	65							
SWANEY, Dan	Box.	38	2	12	14	33							
SWANSON, Gary	Det.	7	1	5	6	6							
SWANSTON, Dean	Atl.	4	3	1	4	4							
SWANWORTH, Peter	NJ	5	5	6	11	0							
TAMER, Chris	N.Y.R., Atl.	8	0	0	0	4							
TANABE, David	Car.	2	1	0	1	2							
TANQUARY, Alex	Cal.	2	1	0	1	0							
TAYLOR, Tom	Box, N.Y.R.	6	1	3	4	21							
TEKON, Andre	Wpg.	1	0	0	0	0							
THEIRIN, Chris	Ph.	21	4	1	5	45							
THOMAS, Steve	For., Chi., NY, NJ	46	18	22	40	6							
THORNTON, Sean	Box.	13	3	1	4	4							
THORNTON, Scott	Tor., detn., Md.	15	4	4	8	4							
THORNTON, Mattias	Box.	6	0	1	0	0							
THORNTON, Kevin	Nh.	3	0	0	0	2							
TODOLK, Keith	Wpg., Phx.	10	6	2	8	22							
TOFFI, Jack	Ph., A., Tor.	59	22	17	39	-							
TOMS, Jeff	Wsh.	1	0	0	0	0							
TRIMBLE, Yanick	Atl.	3	1	1	2	0							
TRAVERSE, Patrick	Chi.	6	0	1	1	4							
TREHAR, David	Ana.	2	0	1	1	4							
TRINKA, Pavel	Ana.	4	0	0	0	4							
TROMPACZ, Andrew	LA, Buf.	7	2	7	4	0							
TUCKER, Darryl	Mil., TB, Tor.	4	4	6	10	28							
TURCOTTE, Derrin	N.Y.R., Edin., S.L., Nsh.	39	16	18	34	20							
TURLOCK, Glenn	Buf., Mil., Mil., S.L.	62	13	24	37	12							
TURKOVICH, Chris	Ana., Wpg., Phx.	10	0	9	9	0							
TURNER, Jason	Wpg., Wsh., Chi., TB, Mil.	16	0	3	3	25							
VALKENBURG, Robert	Nh.	2	1	2	3	0							
VANKO, Gary	Van., Ana., Tor.	18	2	2	4	19							
VANADEN, Shaun	Ana., Chi.	17	1	5	6	4							
VANBENNEDECKE, Mark	Chi.	1	0	0	0	5							
VANBURE, Damon	Ana., Box.	9	0	1	1	2							
VANDEP, Victor	Buf.	0	1	3	4	12							
VANDEBEK, Pat	N.Hk., N.Y.R., Det., Det.	68	26	37	63	29							
VANDEP, Victor	Ana.	1	0	0	0	6							
WALKER, Scott	Van., Nsh.	7	0	2	2	2							
WARD, James	Det.	5	0	1	1	2							
WARD, David	Van., Buf.	15	3	3	6	8							

CAREER GOALTENDERS VS PITTSBURGH (Active Opponent Goaltenders)

NAME	TEAM(S)	GP	MP	GA	SO	AVG	WLTR
Belfour, Ed	Chi., Dal.	13	718	32	1	2.67	*8-3-1
Bergeron, J.C.	Tul., A.	6	304	29	0	5.72	1-5-0
Berk, Zac	TB	1	7	0	0	0.00	0-0-0
Billington, Craig	Ni., Ott., Bos., Col.	23	1270	78	1	3.84	6-10-2
Biron, Martin	Buf	2	73	7	0	5.75	*0-2-0
Boucher, Brian	Phi	3	189	9	0	2.86	*2-0-1
Brithwaite, Fred	Cgy	1	60	7	0	2.00	*1-0-0
Brodeur, Martin	Ni	25	1323	60	1	2.72	*11-9-3
Burke, Sean	Ni., Hid., Car., Phi., Fla., Ptxc	38	2143	130	1	3.64	*15-16-5
Carey, Jim	Wsh., Bos.	10	604	25	0	2.48	3-6-1
Chabot, Frederic	Mtl	1	65	3	0	2.77	0-1-0
Cloutier, Dan	NYR, TB	5	304	12	0	2.37	*3-1-1
Couinzeau, Marcel	Tor	1	60	6	0	6.00	0-1-0
Dalio, Byron	L.A. Bos.	11	522	20	1	2.29	5-3-1
Dunham, Mike	NJ, Nsh	4	150	4	0	1.60	*2-0-0
Esche, Robert	Phi	2	91	4	0	2.64	*0-1-0
Essensa, Bob	Wpg., Edm.	12	688	32	2	2.79	*5-5-1
Fankhouser, Scott	Atl	2	124	6	0	2.90	*0-2-0
Fichaud, Eric	NYI	4	209	13	0	3.73	0-3-0
Fiset, Stephane	Que., Col., LA	13	691	53	0	4.60	*3-6-3
Fitzpatrick, Mark	LA, NYI, Fla., TB, Chi	21	1121	74	0	3.96	7-11-1
Fleaherty, Wade	NYI	2	60	2	0	2.00	1-0-0
Fountain, Michael	Car	1	60	4	0	4.00	0-1-0
Fuhr, Grant	Edm., Tor., Buf., St. L.	25	1325	81	0	3.67	12-7-2
Garnier, Tyrone	Cgy	1	60	5	0	5.00	0-1-0
Graham, John	Bos	3	185	5	0	1.62	*2-0-1
Hackett, Jeff	NYI, Sj., Chi., Mtl	13	730	35	1	2.88	*5-6-2
Hasek, Dominik	Chi., Buf.	29	1704	76	1	2.68	*10-14-5
Hecy, Glenn	LA, NYI, NYR, Tor.	17	909	67	0	4.42	3-9-2
Hebert, Guy	St. L., Ana.	9	529	35	0	4.08	*3-4-1
Hirsch, Corey	NYR, Van.	3	161	12	0	4.47	1-2-0
Hnilica, Milan	NYR	1	28	2	0	4.29	*0-0-0
Hodson, Kevin	TB	1	60	1	0	1.00	*1-0-0
Irbe, Arturs	Sj., Dal., Car	14	784	49	0	3.75	*4-6-3
Jablonski, Pat	Car	1	59	3	0	3.05	0-1-0
Joseph, Curtis	St. L., Edm., Tor	18	1010	54	0	3.21	*7-9-2
Khabibulin, Nikolai	Wpg., Phi.	8	425	24	0	3.39	2-4-2
Kidd, Trevor	Cgy., Car., Fla	9	545	33	0	3.63	*2-6-1
Kozog, Olaf	Wsh	17	998	52	0	3.13	*6-9-2
Lalme, Patrick	Ott	4	209	6	1	1.72	*2-1-1
Luongo, Roberto	NYI	3	180	17	0	5.67	*0-3-0
Maracle, Norm	Atl	1	60	5	0	5.00	*0-1-0
McLean, Kirk	Van., Phi., NYR	9	1118	80	1	4.29	*5-13-1
McLennan, Jamie	St. L.	1	53	2	0	2.26	0-1-0
Moss, Tyler	Cgy.	1	60	3	0	3.00	1-0-0
Muzzatti, Jason	I. Hid.	4	173	15	0	5.20	0-1-1
O'Neil, Michael	Ana.	1	31	3	0	5.81	0-0-0
Osgood, Chris	Det.	9	515	27	1	3.15	*2-6-1
Porvin, Felix	Tor., Van	9	513	35	0	4.09	*3-5-1
Puppa, Darren	Buf., TB	23	1037	65	1	3.76	7-8-3
Reese, Jeff	Tor	1	60	6	0	6.00	0-1-0
Rhodes, Damian	Tor., Ott., Atl	15	797	43	1	3.24	*4-7-4
Richter, Mike	NYR	36	2033	116	1	3.47	*12-18-4
Robison, Dwayne	Cgy., Buf.	2	105	4	0	2.29	*0-1-0
Roussic, Dominic	Ana.	1	64	1	0	0.94	*1-0-0
Roy, Patrick	Mtl., Col.	35	2053	89	0	2.60	*0-8-6
Sato, Tommy	NYI, Edm.	12	691	31	0	2.69	*6-5-1
Schafer, Paxton	Bos.	1	0	0	0	0.00	0-0-0
Schwab, Corey	TB	5	218	14	0	3.85	1-3-0
Shields, Steve	Buf., Sj	6	329	13	0	2.37	*2-1-2
Shutskov, Mikhail	Ana., Fla	6	332	18	0	3.25	*2-3-7
Snow, Garth	Phi., Van	7	309	19	0	3.70	*2-3-1
Ston-Jarvis	LA	3	180	9	1	3.00	*2-1-0
Tabanacci, Rick	Wpg., Wsh., Cgy., TB	7	280	19	0	4.07	1-3-0
Tallas, RodLue	Bos.	4	201	13	0	3.82	*0-3-0
Turner, Chris	Ni., Sj., Chi	30	1574	89	0	3.39	*11-14-1
Theodore, Jose	Mtl.	3	179	11	0	3.69	*1-2-0
Thibault, Jocelyn	Que., Col., Mtl., Chi	22	1161	62	1	3.20	*3-5-5
Thurlow, Avedal	Buf.	7	92	7	0	4.57	0-1-0
Tugnut, Ron	Que., Edm., Ott.	15	826	58	0	4.21	*2-10-1
Turchi, Romain	Dal., St. L.	2	124	5	0	2.42	*0-1-1
Valliquette, Stephen	NYI	1	28	2	0	4.29	*0-0-0
Vankoski, Jason	NYR, Fla., Phi	61	3292	197	1	3.59	*9-22-5
Vernon, Mike	Cgy., Det., St. L.	20	1154	70	0	3.64	*10-8-1
Vokoun, Tomas	Nsh	3	188	10	0	3.19	*0-2-1
Weekes, Kevin	NYI	7	92	7	0	4.57	*1-1-0
Watson, Derek	TB	1	42	1	0	1.43	0-0-1
Wraggert, Ken	Tor., Phi., Cgy., Det	16	954	65	0	4.09	*8-8-0

* Played against Pittsburgh in 1999-2000

The 1999-2000 season is one of the most memorable in the history of the Pittsburgh Penguins simply for what happened off the ice.

Former superstar Mario Lemieux led an ownership group that brought the club out of bankruptcy on Sept. 3, 1999, and the eyes of the NHL and the entire sports world were riveted on Pittsburgh as Lemieux launched an exciting era in professional sports: The ex-athlete in the owner's box.

Lemieux's popularity and charisma helped the Penguins rise quickly from the rubble of financial ruin that had plunged to the bankruptcy proceedings in 1998. The club increased its season ticket base, added new and powerful sponsors and landed an impressive naming rights deal that turned the 39-year-old Civic Arena into Mellon Arena.

On the ice, there was excitement as well.

Jaromir Jagr won his third straight NHL scoring championship despite missing 19 games with injuries; Herb Brooks replaced Kevin Constantine behind the bench in December and the club rallied from a slow start to earn its 10th straight playoff berth; GM Craig Patrick made a flurry of deals at the trading deadline that landed goalie Ron Luconi and defenseman Bob Boughner among others; and the Penguins upset Washington in the first round of the playoffs before falling to heavily-favored Philadelphia in the second round.

And the good news continued after the season: Jagr received the Lester B. Pearson Award as the game's best player in a vote of his peers, and Lemieux announced that the club had broken even on an operating basis after losing \$13 million the year before.

"We are proud of what we accomplished both on and off the ice," Lemieux said. "But we want to get better next year. Our goal is to bring the Stanley Cup back to the city of Pittsburgh."

The Pittsburgh Penguins entered the NHL in 1967 as part of a massive expansion effort, joining fellow newcomers Philadelphia, St. Louis, Minnesota, Los Angeles and Oakland as the league expanded from six to 12 teams. The franchise fee at the time was \$2 million. The Penguins played their first game on Oct. 11, 1967, at the Civic Arena, losing to the Montreal Canadiens, 2-1, before a crowd of 9,307.

The Penguins missed the playoffs in each of their first two seasons but qualified for the first time in 1969-70, sweeping Oakland in the first round before falling to rival St. Louis in the Stanley Cup semifinals. Tragedy touched the team that spring when sparking rookie centerman Michel Briere was involved in a car accident and lapsed into a coma. He died 11 months later.

The Penguins' best season of the "early years" came in 1974-75, when, despite some off-ice financial woes, they went 37-28-15 for 89 points. Led by Jean Pronovost, Syl Apps, Ron Schock and a dynamic rookie named Pierre Larouche, the Penguins whipped the St. Louis Blues in the first round of the playoffs and led the New York Islanders, three games to none, in the best-of-seven second round. But, incredibly, the Penguins became only the second club in NHL history to fritter away a 3-0 lead in a seven-game series, and the Islanders came back to eliminate them with four straight wins. The Penguins declared bankruptcy that summer and the Arena doors were padlocked.

An ownership group led by Ohio businessman Al Savill rescued the team for several seasons before giving way to Edward J. DeBartolo of nearby Youngtown. DeBartolo purchased a third of the club in 1977 and became the owner on April 5, 1978.

Some moderate playoff success followed under DeBartolo, but things got worse before they got better. The

Penguins finished last in the overall standings in both 1982-83 and 1983-84, and it was not until they selected a lanky 18-year-old from French Canada with the first pick of the 1984 draft that the outlook began to brighten.

Mario Lemieux scored 100 points as a teen-aged rookie in 1984-85 and showed tantalizing flashes of pure brilliance to come. He won his first NHL scoring championship and his first MVP award in 1987-88. Another major step forward came in December, 1989, when DeBartolo hired Craig Patrick as general manager of the club. In all, it took seven seasons, several coaching changes, much angst and a slew of personnel moves, but Lemieux finally led the Penguins to the promised land by winning the Stanley Cup in 1990-91.

The team had a cast of shimmering stars — Ron Francis, Paul Coffey, Tom Barrasso, Mark Recchi, Kevin Stevens, Joe Mullen, Larry Murphy, Ulf Samuelsson and Bryan Proctor — and a core of solid role players. It was prodded to excellence by the vast experience and raw exuberance of legendary coach "Badger" Bob Johnson. It lost the first game of each of its playoff series that season, yet showed the heart and resiliency to battle back every time. By the final night of the playoffs, when the Penguins crushed the Minnesota North Stars, 8-0, this clearly was the best team in all of hockey.

Heartbreak followed when Johnson was stricken with brain cancer over the summer and died in November, 1991. But the Penguins persevered, honoring his memory by claiming a second straight Stanley Cup under another legendary coach, Scotty Bowman, in 1991-92. Lemieux won the Conn Smythe Trophy for the second straight year as the Penguins swept Chicago in the finals.

Lemieux & Co. absolutely dominated the league during the next regular season, 1992-93, setting club records for wins and points by going 56-21-7 for 119 points and finishing first in the overall standings. Lemieux was diagnosed with Hodgkin's disease in January and missed about two months while undergoing radiation treatments, but he stormed back to win the scoring championship. Late in the regular season, the Penguins set an NHL record with 17 consecutive victories.

But a stunning thing happened on the way to a third straight Cup: the upstart New York Islanders swept the Penguins in seven games in the second round of the playoffs, reversing the decisive victory in overtime at the Civic Arena.

The Penguins have reached the playoffs every year since then — and 10 straight seasons in all. They advanced to the Eastern Conference finals in 1996, losing to the Florida Panthers in seven games.

Lemieux retired after the 1996-97 season, and Ron Francis was lost to free agency during the 1997-98 campaign, but the Penguins have continued to be one of the league's most competitive teams. Not even the uncertainty of bankruptcy during the 1998-99 season could interrupt the string of playoff berths. And when Lemieux stepped forward to lead the new ownership group in September, 1999, the club had a new, positive outlook for the future.

Meanwhile, Jagr, who has won three straight scoring championships and four overall, has established himself as the best and most exciting player in the game. The club's history is rich and full, and the future looks bright, indeed.




Photo Courtesy of Bruce Bennett Studios

1989 Art Ross Trophy

PETER AHOLA D #6
Acquired from Los Angeles for Jeff Chynoweth, Nov. 1992. Traded to San Jose for future considerations, Feb. 1993.

1992-93	GP	G	A	PTS	PIM
Reg. Season	22	0	1	1	14
Playoffs	---	---	---	---	---

BRAD ATKEN LW #17/35
Selected in the third round of Entry Draft (Salt Lake, March, OH) June 1986. Traded to Edmonton Oilers for Kent Kocourek, March 1991.

1987-88/90-91	GP	G	A	PTS	PIM
Reg. Season	11	1	2	3	25
Playoffs	---	---	---	---	---

PETER ALLEN D #38
Signed as a free agent, Aug. 1995.

1995-96	GP	G	A	PTS	PIM
Reg. Season	8	0	0	0	8
Playoffs	---	---	---	---	---

RUSS ANDERSON D #1
Selected in the second round of Entry Draft (L. of Minnesota, WCHA), June 1975. Traded with an eighth round draft choice in the 1983 Entry Draft to Hartford for Rick MacLean, December 1981.

1976-87	GP	G	A	PTS	PIM
Reg. Season	353	15	77	92	684
Playoffs	10	0	3	3	28

PAUL ANDREA RW #22
Acquired with Dunc McCallum and George Konik from the NY Rangers for Larry Jeffrey, June 1957. Drafted by Chicago in federal league Draft, June 1978.

1967-69	GP	G	A	PTS	PIM
Reg. Season	91	18	27	45	4
Playoffs	---	---	---	---	---

GREG ANDRUSAK D #4/36/37/49
Selected in the fifth round of Entry Draft (U. of Minnesota-Duluth, WCHA), June 1985. Signed as a free agent, March 1989. Signed as a free agent by Toronto, July 1995.

1993-96/99	GP	G	A	PTS	PIM
Reg. Season	19	0	5	5	12
Playoffs	12	1	0	1	6

LOU ANGOTTI C #7
Acquired from Philadelphia in a three-way deal with St. Louis, with Pittsburgh sending Al McDonald to St. Louis, June 1968. Traded with a first round draft pick in 1971. Draft to St. Louis for Ron Schock and Craig Cameron, June 1969.

1968-69	GP	G	A	PTS	PIM
Reg. Season	71	17	20	37	36
Playoffs	---	---	---	---	---

SHAWN ANTOSKI LW #11
Signed as a free agent, July 1996. Traded to Anaheim with Dmitri Mironov for Jereleh Olausson and Alex Prosk, Nov. 1996.

1996-97	GP	G	A	PTS	PIM
Reg. Season	13	0	0	0	49
Playoffs	---	---	---	---	---

SYL APPS C #26
Acquired with Sheldon Kabanov from NY Rangers for Glen Sather, Jan. 1971. Traded with Matt and Marvian to Los Angeles for Gene Grier, Dave Schultz and a fourth round choice in the 1998 Draft, Nov. 1997.

1970-78	GP	G	A	PTS	PIM
Reg. Season	195	151	369	500	211
Playoffs	19	4	4	8	4

JOHN ARBOUR D #3
Acquired with Jean Perron from Boston, May 1968. Sold to Vancouver, June 1970.

1968-69	GP	G	A	PTS	PIM
Reg. Season	17	0	2	2	35
Playoffs	---	---	---	---	---

CHUCK ARNASON RW #9
Acquired with Bob Paradise from Atlanta, Jan. 1974. Traded with Steve Durand and a first round choice in the 1976 Draft to Tampa Bay for Simon Nolet, Ed Gilbert and a first round choice in 1976 Draft, Jan. 1976.

1973-76	GP	G	A	PTS	PIM
Reg. Season	149	47	42	89	37
Playoffs	9	2	4	6	4

JEAN-SEBASTIEN AUBIN G #30
Selected in the third round of Entry Draft (Quebec, QMJHL), June 1975.

1998-2000	GP	G	A	PTS	PIM
Reg. Season	51	0	1	1	2
Playoffs	---	---	---	---	---

DON AWREY D #74
Acquired from Montreal for third round choice in 1978 Draft and future considerations, Aug. 1975. Rights traded to Washington for Bob Paradise, Oct. 9/77.

1976-77	GP	G	A	PTS	PIM
Reg. Season	79	1	12	13	40
Playoffs	3	0	1	1	0

WAYNE BABYCH RW #10/26
Claimed in Waiver Draft from St. Louis, Oct. 1984. Traded to Quebec for future considerations, Oct. 1985.

1984-85	GP	G	A	PTS	PIM
Reg. Season	67	20	34	54	76
Playoffs	---	---	---	---	---

MATTHEW BARNABY RW #36
Acquired from Buffalo for Stu Barnes, Mar. 1999.

1999-2000	GP	G	A	PTS	PIM
Reg. Season	82	14	14	28	231
Playoffs	24	0	2	2	64

STU BARNIS C #14
Acquired from Florida with Jason Woolley for Chris Wells, Nov. 1995. Traded to Buffalo for Matthew Barnaby, Mar. 1999.

1996-99	GP	G	A	PTS	PIM
Reg. Season	204	67	69	136	66
Playoffs	11	3	4	7	2

TOM BARRASSO G #31/35
Acquired with third round draft choice in 1990 Draft from Buffalo for Doug Bodger and Darrin Shannon, Nov. 1988. Traded to Ottawa for Non Sjugren and Jorre Trautmann, Mar. 2000.

1988-2000	GP	G	A	PTS	PIM
Reg. Season	158	0	31	31	251
Playoffs	101	0	7	7	38

DOUG BARRIE D #23
Purchased from Detroit, Oct. 1958. Selected in Expansion Draft by Buffalo, June 1970.

1968-69	GP	G	A	PTS	PIM
Reg. Season	8	1	1	2	8
Playoffs	---	---	---	---	---

LEN BARRIE C #9
Signed as a free agent, Aug. 1994. Released July 1996.

1994-96	GP	G	A	PTS	PIM
Reg. Season	53	3	11	14	81
Playoffs	4	1	0	1	8

HANK BASSLEN G #1
Acquired from Detroit for New York, Sept. 1967. Released Aug. 1968.

1967-68	GP	G	A	PTS	PIM
Reg. Season	25	0	0	0	8
Playoffs	---	---	---	---	---

ANDY BATHGATE RW #9
Claimed from Detroit in Expansion Draft, June 1967. Loaned to Vancouver (WHL), Sept. 1968. Released, June 1971.

1967-68/70-71	GP	G	A	PTS	PIM
Reg. Season	150	35	68	103	89
Playoffs	---	---	---	---	---

PAUL BAXTER D #1
Signed as a free agent, Aug. 1960. Signed by Calgary as a free agent, Sept. 1985.

1960-83	GP	G	A	PTS	PIM
Reg. Season	707	25	69	94	851
Playoffs	10	0	1	1	4

ROGER BELANGER C #21
Selected in first round of Entry Draft (Kingston, OH), June 1984. Released, June 1989.

1984-85	GP	G	A	PTS	PIM
Reg. Season	44	3	5	8	32
Playoffs	---	---	---	---	---

NEIL BELLAND D #22
Signed as a free agent, Sept. 1986. Released, July 1987.

1986-87	GP	G	A	PTS	PIM
Reg. Season	3	0	1	1	0
Playoffs	---	---	---	---	---

HARVEY BENNETT C #28
Signed as a free agent, June 1974. Traded to Washington for Stan Gitterson, Dec. 1975.

1974-75	GP	G	A	PTS	PIM
Reg. Season	37	3	3	6	53
Playoffs	---	---	---	---	---

JOSEF BERANEK LW #15/18
 Acquired from Vancouver for future considerations, Mar. 1997. Traded to Edmonton for Rocky Dulla and Tony Hawk, June 1998. Acquired from Edmonton for German Titov, Mar. 2000
 1996-97/2000 GP G A PTS PIM
 Reg. Season 21 7 5 12 22
 Playoffs 16 0 3 3 6

DRAKE BEREHOWSKY D #44/55
 Acquired from Toronto for Grant Jennings, Apr. 1995. Released July 1996
 1995-96 GP G A PTS PIM
 Reg. Season 5 0 0 0 13
 Playoffs 1 0 0 0 0

YVES BERGERON RW #20/27
 Selected in eighth round of Entry Draft (Slovakia - QMHL), June 1977. Released June 1977
 1974-75 GP G A PTS PIM
 Reg. Season 3 0 0 0 0
 Playoffs — — — — —

STEFAN BERGKVIST D #33/33
 Selected in the first round of Entry Draft (Sweden - SM), June 1993
 1995-2000 GP G A PTS PIM
 Reg. Season 7 0 0 0 9
 Playoffs 4 0 0 0 2

NICK BEVERLY D #25
 Acquired from Boston for Daryl Feistmantel, Oct. 1973. Traded to NY Rangers for Vic Hadfield, May 1974
 1973-74 GP G A PTS PIM
 Reg. Season 67 7 14 16 21
 Playoffs — — — — —

WAYNE BIANCHINI LW #14
 Selected in second round of Entry Draft (San Tom. WHA), May 1973. Claimed by Edmonton in Expansion Draft, June 1978
 1973-79 GP G A PTS PIM
 Reg. Season 265 68 41 109 130
 Playoffs 3 0 1 1 6

LARRY BIGNELL D #23/24
 Selected in third round of Entry Draft (Edmonton WHA), June 1970. Released June 1975
 1973-74 GP G A PTS PIM
 Reg. Season 20 0 3 3 2
 Playoffs 3 0 0 0 2

LES BINKLEY G #30
 Purchased from Cleveland (AHL), Sept. 1966. Signed by Ottawa (WHA) as a free agent, Sept. 1972.
 1967-77 GP G A PTS PIM
 Reg. Season 196 0 1 1 2
 Playoffs 7 0 0 0 0

SCOTT BUGSTAD RW #27
 Acquired with Gord Green from Minnesota for Vice Versa and Steve Gilman, Dec. 1988. Signed as a free agent by Los Angeles, Aug. 1989
 1988-89 GP G A PTS PIM
 Reg. Season 24 3 0 3 4
 Playoffs — — — — —

BOB BLACKBURN D #4
 Selected in Intra-League Draft from NY Rangers, June 1969. Sold to Vancouver (WHA), Sept. 1971
 1969-71 GP G A PTS PIM
 Reg. Season 124 8 12 20 105
 Playoffs 7 0 0 0 4

TOM BLADON D #7
 Acquired with Greg Kladnitschuk from Philadelphia for a first round pick in 1978 Entry Draft, June 1978. Signed as a free agent by Edmonton, July 1980
 1978-80 GP G A PTS PIM
 Reg. Season 135 6 29 35 99
 Playoffs 8 0 5 5 2

MIKE BLAISDELL RW #26
 Claimed from NY Rangers in Waiver Draft, Oct. 1985. Signed as a free agent by Toronto, July 1987
 1985-87 GP G A PTS PIM
 Reg. Season 76 16 15 31 38
 Playoffs — — — — —

DOUG BODGER D #3/33
 Selected in first round of Entry Draft (Kamloops, WHL), June 1984. Traded with Darryl Shannon to Buffalo for Ron Bussaro and a third round choice in 1990 Entry Draft, Nov. 1988
 1984-88 GP G A PTS PIM
 Reg. Season 299 35 132 167 293
 Playoffs — — — — —

LEO BOVIN D #7
 Claimed from Detroit in Expansion Draft, June 1967. Traded to Minnesota for Duane Rupp, Jan. 1969
 1967-69 GP G A PTS PIM
 Reg. Season 114 14 26 40 100
 Playoffs — — — — —

BRIAN BONIN C #17
 Selected in sixth round of Entry Draft (Minnesota WHA), June 1992. Signed as a free agent by Vancouver, Aug. 1999
 1999 GP G A PTS PIM
 Reg. Season 5 0 0 0 0
 Playoffs 3 0 0 0 0

DENNIS BONNIE RW #16
 Signed as a free agent, Sept. 20, 1999
 1999-2000 GP G A PTS PIM
 Reg. Season 28 0 0 0 80
 Playoffs — — — — —

BOB BOUGHNER D #6
 Acquired from Nashville for Pavel Subisa, Mar. 13, 2000
 2000 GP G A PTS PIM
 Reg. Season 11 1 0 1 59
 Playoffs 1 0 2 2 15

PHIL BOURQUE LW/D #24/29
 Signed as a free agent, June 1982. Signed by NY Rangers as a free agent, June 1992
 1981-84/85-92 GP G A PTS PIM
 Reg. Season 344 75 89 164 435
 Playoffs 56 13 12 25 107

PAT BOUTETTE LW #15
 Acquired with Steve MacClelland from Hartford as compensation for Hartford signing Greg Gagne, June 1981. Traded to Hartford with signs to Mike Stern, Nov. 1984
 1981-85 GP G A PTS PIM
 Reg. Season 247 65 109 174 548
 Playoffs 5 3 1 4 8

RANDY BOYD D #8
 Selected in third round of Entry Draft (Ottawa OHL), June 1960. Traded to Chicago for Greg Fox, Dec. 1983
 1961-83 GP G A PTS PIM
 Reg. Season 84 4 17 21 176
 Playoffs 3 0 0 0 11

WALLY BOYER C #18
 Acquired from Montreal for Al MacIsaac, June 1968. Released, Jan. 1976
 1968-72 GP G A PTS PIM
 Reg. Season 203 32 67 94 81
 Playoffs 10 1 2 3 0

ANDY BRICKLEY LW #23
 Acquired with Ron Toalshak, Mark Taylor and a first and third round choice in 1984 Entry Draft from Philadelphia for New States and a second and third round choice in 1984 Entry Draft, Oct. 1983. Signed as a free agent by New Jersey, June 1986
 1983-85 GP G A PTS PIM
 Reg. Season 95 25 35 60 19
 Playoffs — — — — —

MICHEL BRIERE C #21
 Selected in second round of Entry Draft (Slovakia - QMHL), June 1969. Died from injuries sustained in a car accident, May 1970
 1969-70 GP G A PTS PIM
 Reg. Season 76 12 32 44 20
 Playoffs 10 5 3 8 2

ANDY BROWN G #29/30
 Acquired from Detroit for a third round choice in 1973 Entry Draft and cash, Feb. 1973. Signed as a free agent by Indianapolis (IHL), July 1974
 1973-74 GP G A PTS PIM
 Reg. Season 45 0 0 0 62
 Playoffs — — — — —

DOUG BROWN RW #24
 Signed as a free agent, Sept. 1993. Claimed by Detroit in Waiver Draft, Jan. 1995
 1993-95 GP G A PTS PIM
 Reg. Season 77 18 37 55 18
 Playoffs 6 0 0 0 2

GREG BROWN D #34
Signed as a free agent, Sept. 1993. Traded to Winnipeg for future considerations. Aug. 1995.

	GP	G	A	PTS	PIM
'93-94	36	3	8	11	28
Reg. Season	6	0	1	1	4
Playoffs					

HOB BROWN RW #44
Selected in fourth round of Entry Draft (Montreal WHL), June 1985. Traded to Hartford for Keith Young, Dec. 1990. Signed as a free agent, June 1997.

	GP	G	A	PTS	PIM
'87-91/97-2000	414	150	192	342	392
Reg. Season	43	9	10	19	34
Playoffs					

MIKE BULLARD C #27
Selected in first round of Entry Draft (Brentford OHL), June 1980. Traded to Calgary for Don Quinn, Nov. 1986.

	GP	G	A	PTS	PIM
1980-86	382	186	175	361	388
Reg. Season	9	4	4	8	4
Playoffs					

TED BULLLEY LW #24
Signed as a free agent, Sept. 1984. Released July 1984.

	GP	G	A	PTS	PIM
1983-84	26	3	2	5	12
Reg. Season	—	—	—	—	—
Playoffs					

CHARLIE BURNS C #9
Claimed from Montreal in International Draft, June 1968. Claimed by Minnesota in International Draft, June 1969.

	GP	G	A	PTS	PIM
1968-69	76	13	38	51	22
Reg. Season	—	—	—	—	—
Playoffs					

DAVE BURROWS D #4/8
Selected from Chicago in International Draft, June 1971. Traded to Toronto for Randy Carlisle and George Ferguson, June 1978. Acquired with Phil Calderone from Toronto for Kim Davis and Paul Murdoch, Nov. 1980. Released July 1982.

	GP	G	A	PTS	PIM
1971/78/80-82	573	24	108	132	301
Reg. Season	20	1	3	4	6
Playoffs					

ROD BUSKAS D #7
Selected in sixth round of Entry Draft (Medicine Hat WHL), June 1981. Traded to Vancouver for a sixth round choice in 1990 Entry Draft, Oct. 1988. Acquired with Tony Tang and Barry Pedersen for Dan Quinn, Andrew McLean and Steve Clouston, Jan. 1993. Selected by Los Angeles in Waiver Draft, Oct. 1990.

	GP	G	A	PTS	PIM
1982-89/90	431	16	48	61	959
Reg. Season	10	0	3	0	23
Playoffs					

SVEN BUTENSCHON D #22
Selected in the third round of Entry Draft (Brandon WHL), June 1994.

	GP	G	A	PTS	PIM
1997-2000	28	0	0	0	12
Reg. Season	—	—	—	—	—
Playoffs					

JOCK CALLANDER RW #14/26
Signed as a free agent, July 1987. Signed as a free agent by Tampa Bay, July 1992.

	GP	G	A	PTS	PIM
1987-90/91-92	101	2	28	49	114
Reg. Season	22	3	8	10	
Playoffs					

COLIN CAMPBELL D #6
Signed in second Round of Entry Draft (Peterborough OHA), May 1973. Rights transferred to Colorado for 1976-77 as part compensation for an earlier deal. Sent 1976. Claimed by Edmonton in Waiver Draft, June 1979.

	GP	G	A	PTS	PIM
1974/76/77-79	243	14	52	66	517
Reg. Season	19	2	7	9	51
Playoffs					

DAVE CARLUANO RW #5
Selected in second round of Entry Draft (St. Charles HS), June 1986. Traded with Andrew McLean and Don Quinn to Vancouver for Tony Levin, Rod Buskas and Barry Pedersen, Jan. 1990.

	GP	G	A	PTS	PIM
1989-90	6	0	0	0	2
Reg. Season	—	—	—	—	—
Playoffs					

STEVE CARDWELL LW #15/20
Selected in 10th round of Entry Draft (Oshawa WHL), May 1970. Signed by Minnesota (IHL) as a free agent, May 1973.

	GP	G	A	PTS	PIM
1970-73	53	9	11	20	35
Reg. Season	4	0	0	0	2
Playoffs					

RANDY CARLISLE D #25
Acquired with George Ferguson from Toronto for Dave Burrows, June 1978. Traded to Winnipeg for a first round choice in 1984 Entry Draft and future considerations. Mar. 1984.

	GP	G	A	PTS	PIM
1978-84	397	66	257	323	582
Reg. Season	22	6	8	14	41
Playoffs					

GENE CARR C #28
Acquired with Dave Schultz and a fourth round pick in 1978 Entry Draft from Los Angeles for Syd Abbe and Garland Monahan, Nov. 1977. Signed as a free agent by Atlanta, June 1978.

	GP	G	A	PTS	PIM
'77-78	70	17	37	54	76
Reg. Season	—	—	—	—	—
Playoffs					

TOM CASSIDY C #11
Signed as a free agent, Oct. 1977. Loaned to Baltimore (AHL), Dec. 1977.

	GP	G	A	PTS	PIM
1977	26	3	4	7	15
Reg. Season	—	—	—	—	—
Playoffs					

JAY CAUFIELD RW #16
Claimed from Minnesota in Waiver Draft, Oct. 1968. Released, June 1983.

	GP	G	A	PTS	PIM
1988-93	196	3	7	10	714
Reg. Season	14	0	0	0	30
Playoffs					

JOHN CHABOT C #9
Acquired from Montreal for Ron Flockhart, Nov. 1984. Signed as a free agent by Detroit, June 1987.

	GP	G	A	PTS	PIM
1984-87	216	36	98	134	26
Reg. Season	—	—	—	—	—
Playoffs					

BLAIR CHAPMAN RW #9
Selected in the first round of Entry Draft (Saskatoon WHL), June 1976. Traded to St. Louis for Bob Stewart, Nov. 1979.

	GP	G	A	PTS	PIM
1976-79	277	48	51	99	71
Reg. Season	10	2	1	3	9
Playoffs					

TODD CHARLESWORTH D #2/6/27/34
Selected in second round of Entry Draft (Oshawa OHL), June 1983. Signed as a free agent by Edmonton, June 1988.

	GP	G	A	PTS	PIM
1983-84/85-88	86	3	9	12	41
Reg. Season	—	—	—	—	—
Playoffs					

ALAIN CILIEVRIER G #30
Acquired from Chicago for future considerations, May 1990. Signed as a free agent by Detroit, July 1990.

	GP	G	A	PTS	PIM
1990	3	0	1	1	2
Reg. Season	—	—	—	—	—
Playoffs					

MARC CHORNEY D #15/24
Selected in 14th round of Entry Draft (St. John's WHL), Aug. 1979. Traded to Los Angeles for a sixth round choice in 1985 Entry Draft, Oct. 1983.

	GP	G	A	PTS	PIM
1980-83	139	5	18	23	151
Reg. Season	7	0	1	1	2
Playoffs					

TOM CHORSKE LW #17
Signed as a free agent, Sept. 27, 1999. Released July 2000.

	GP	G	A	PTS	PIM
1999-2000	33	1	5	6	2
Reg. Season	—	—	—	—	—
Playoffs					

JEFF CHRISTIAN LW #34/28/72
Signed as a free agent, Aug. 1995. Signed by Phoenix as a free agent, July 1997.

	GP	G	A	PTS	PIM
1995-97	15	2	7	4	15
Reg. Season	—	—	—	—	—
Playoffs					

JEFF CHYCHIRUN D #6
Acquired with Brian Reming and a first round choice in the 1992 Entry Draft from Los Angeles for Paul Coffey, Feb. 1992. Traded to Los Angeles for Peter Abela, May 1992.

	GP	G	A	PTS	PIM
1992	18	0	1	1	37
Reg. Season	—	—	—	—	—
Playoffs					

KIM CLACKSON D #6
 Claimed from Winnipeg in Expansion Draft, June 1979. Sent to Quebec as compensation for Habs signing Paul Bibeault, Reg. 1980.
 1979-80 GP G A PTS PIM
 Reg. Season 45 0 3 3 166
 Playoffs 3 0 0 0 37

PAUL COFFEY D #77
 Acquired with Dave Hunter and Wayne Van Der Kemp from St. Louis for Craig Simpson, Chris Joseph, Mike Mantha and Dave Harbutt, Nov. 1987. Traded to Los Angeles for Jeff Chynoweth, Brian Borsari and a first round choice in the 1992 Entry Draft, Feb. 1992.
 1987-92 GP G A PTS PIM
 Reg. Season 331 108 332 440 573
 Playoffs 23 4 22 76 37

RENE CORBEL LW #9
 Acquired from Calgary with Tyler How for first round choice, Mar. 2000.
 2000 GP G A PTS PIM
 Reg. Season 4 1 0 1 0
 Playoffs 7 1 1 2 9

MIKE CORRIGAN LW #77
 Acquired from Los Angeles for a 6th round choice in 1977 Entry Draft, Oct. 1976. Released June 1978.
 1976-78 GP G A PTS PIM
 Reg. Season 98 22 39 61 46
 Playoffs 2 0 0 0 0

JACQUES COSSETTE RW #20/27
 Selected in second round of Entry Draft, (Oshawa OH), May 1974. Released Feb. 1988.
 1975-76/77-79 GP G A PTS PIM
 Reg. Season 64 8 6 14 29
 Playoffs 3 0 1 1 4

BRUCE CROWDER RW #28
 Claimed from Boston in Walker Draft, Oct. 1984. Released Feb. 1985.
 1984-85 GP G A PTS PIM
 Reg. Season 26 4 7 11 23
 Playoffs — — — — —

JOHN CULLEN C #11
 Signed as a free agent, June 1988. Traded with Zarek Zepala and Jill Parker to Hartford for Ross Francis, Ulf Samuelsson and Cliff Johnston, Mar. 1991. Signed as a free agent, Aug. 1994. Signed as a free agent by Tampa Bay, Sept. 1995.
 1988-9 (194-95) GP G A PTS PIM
 Reg. Season 262 88 184 272 399
 Playoffs 20 3 8 11 36

RANDY CUNNEYWORTH LW #15
 Acquired with Mike Platon from Buffalo for Pat Hughes, Oct. 1985. Traded with Dave McCann and Rick Tabacco to Winnipeg for Andrew Murray, Jim Kyle and Randy Cloutier, June 1989.
 1985-89 GP G A PTS PIM
 Reg. Season 295 101 115 216 513
 Playoffs 11 3 5 8 76

CHRIS DAHLQUIST D #74
 Signed as a free agent, May 1985. Traded with Jim Johnson to Minnesota for Peter Tagliabue and Larry Murphy, Dec. 1990.
 1985-90 GP G A PTS PIM
 Reg. Season 195 10 26 36 221
 Playoffs 2 0 0 0 0

J.J. DAIGNEAULT D #36
 Acquired from St. Louis for a sixth round choice in 1976 Entry Draft, Mar. 1995. Traded to Anaheim for Gary Valk, Feb. 1997.
 1996-97 GP G A PTS PIM
 Reg. Season 66 6 17 23 59
 Playoffs 17 1 9 10 36

JOE DALEY G #1
 Selected from Detroit in Expansion Draft, June 1967. Claimed by Buffalo on waivers, June 1970.
 1967-70 GP G A PTS PIM
 Reg. Season 38 0 0 0 2
 Playoffs — — — — —

JEFF DANIELS LW #18/20
 Selected in sixth round of Entry Draft (Oshawa OH), June 1986. Traded to Florida for Greg Hengeman, Mar. 1994.
 1990-94 GP G A PTS PIM
 Reg. Season 134 8 11 19 36
 Playoffs 12 3 2 5 0

KIM DAVIS LW #16/22/30
 Selected in fifth round of Entry Draft (St. John's WHL), June 1977. Traded with Paul Maurice to Toronto for Paul Gardner and Dave Burrows, Nov. 1980.
 1977-81 GP G A PTS PIM
 Reg. Season 34 5 7 12 47
 Playoffs 4 0 0 0 0

BILLY DEFA LW #14
 Claimed from Chicago in Expansion Draft, June 1967. Traded to Detroit for Mike McHale, Oct. 1969.
 1967-69 GP G A PTS PIM
 Reg. Season 139 26 20 46 12
 Playoffs — — — — —

NELSON DeBENEDET LW #23
 Acquired from Detroit for Hank Newkirk and a third round choice in 1974 Entry Draft, May 1974. Released July 1976.
 1974-76 GP G A PTS PIM
 Reg. Season 3 6 3 9 11
 Playoffs — — — — —

DEAN DeFAZIO LW #17
 Selected in fifth round of Entry Draft (Brandon OJAJ), June 1981. Released July 1986.
 1993-94 GP G A PTS PIM
 Reg. Season 22 0 2 2 28
 Playoffs — — — — —

GILBERT DELORME D #27
 Signed as a free agent, July 1989. Released July 1997.
 1989-92 GP G A PTS PIM
 Reg. Season 34 3 7 10 44
 Playoffs — — — — —

AB DeMARCO D #5
 Acquired with Steve Durand and Bob Koly from St. Louis for Bryan Watson, Greg Fouts and a second round pick in 1974 Entry Draft, Jan. 1974. Traded to Vancouver for Barry Watson, Nov. 1974.
 1974 GP G A PTS PIM
 Reg. Season 42 9 13 22 8
 Playoffs — — — — —

LARRY DEPALMA LW #12
 Claimed from Philadelphia on waivers, Mar. 1991. Released June 1995.
 1994-95 GP G A PTS PIM
 Reg. Season 6 1 0 1 5
 Playoffs 1 0 0 0 0

PHILIPPE DeROUVILLE G #30
 Selected in the fifth round of Entry Draft (College Francais QMJHL), June 1992. Released July 1997.
 1994-97 GP G A PTS PIM
 Reg. Season 3 0 0 0 0
 Playoffs — — — — —

BOB DILLABOUGH LW #15
 Selected from Boston in Expansion Draft, June 1967. Traded to Oakland for Billy Harris, Nov. 1968.
 1967-68 GP G A PTS PIM
 Reg. Season 61 7 12 19 20
 Playoffs — — — — —

GORD DINEEN D #5
 Acquired with Scott Szustka from Minnesota for Mike Green and Steve Gosz, Oct. 1988. Released July 1997.
 1988-92 GP G A PTS PIM
 Reg. Season 117 2 10 12 173
 Playoffs 11 0 2 2 8

MICHEL DION G #29
 Signed as a free agent, June 1981. Released July 1985.
 1981-85 GP G A PTS PIM
 Reg. Season 151 0 5 5 14
 Playoffs 5 0 0 0 0

BOBBY DOLLAS D #8
 Acquired with Tony Hrdak from Colorado for Josef Beranek, June 1988. Signed by Long Beach (IHL) as a free agent, Aug. 1999.
 1998-99 GP G A PTS PIM
 Reg. Season 70 2 8 10 60
 Playoffs 13 1 0 1 6

ROBERT DOME C/LW #15/59
 Selected in first round of Entry Draft (Las Vegas IHL), June 1992.
 1997-2000 GP G A PTS PIM
 Reg. Season 52 7 7 14 12
 Playoffs — — — — —

ROB DOPSON G #1
Signed as a free agent July 1991. Released July 1994.
1993-94 GP G A PTS PIM
Reg. Season 2 0 0 0 0
Playoffs — — — — —

JUSTIN DUBERMAN RW #37
Signed as a free agent Nov. 1992. Released June 1995.
1992-95 GP G A PTS PIM
Reg. Season 4 0 0 0 0
Playoffs — — — — —

RON DUGUAY RW #10/35
Acquired from Detroit for Doug Sheeden Mar. 1986. Traded to NY Rangers for
Chris Kontos, Jan. 1987.
1986-87 GP G A PTS PIM
Reg. Season 53 11 20 31 36
Playoffs — — — — —

STEVE DURBANO D #7
Acquired with Ahn Do-Minno and Bob Kelly from St. Louis for Brian Watson, Greg
Pitsh and a second round choice in 1974 Entry Draft, Jan. 1974. Traded with Chuck
Amerson and a first round choice in 1976 Entry Draft to Kansas City for Simon Nohet,
Ed Gilbert and a first round choice in 1976 Entry Draft, Jan. 1976.
1974-76 GP G A PTS PIM
Reg. Season 66 4 23 27 309
Playoffs — — — — —

STEVE DYKSTRA D #22
Selected from Edmonton in Waiver Draft Oct. 1988. Signed as a free agent by
Hartford, Oct. 1989.
1988-89 GP G A PTS PIM
Reg. Season 65 1 6 7 126
Playoffs 1 0 0 0 2

JOE DZIEDZIC LW #16
Selected in third round of Entry Draft (U. of Minnesota, CCHA) June 1990. Signed by
Phoenix as a free agent Aug. 1998.
1995-97 GP G A PTS PIM
Reg. Season 178 14 14 28 131
Playoffs 2 1 3 4 23

DARRYL EDESTRAND D #25
Rapid Rise - Denver (AHL) June 1970. Traded to Boston for Nick Beverley Oct. 1973.
1970-73 GP G A PTS PIM
Reg. Season 158 25 47 72 140
Playoffs 4 0 2 2 0

TOM EDUR D #2
Acquired from Colorado for Dennis O'Shea Dec. 1977. Released Sept. 1998.
1977-78 GP G A PTS PIM
Reg. Season 38 5 38 43 18
Playoffs — — — — —

GARY EDWARDS G #30
Acquired from St. Louis for an eighth round choice in 1984 Entry Draft, Feb. 1982.
Released Sept. 1982.
1982 GP G A PTS PIM
Reg. Season 6 0 0 0 2
Playoffs — — — — —

MARV EDWARDS G #30
Signed as a free agent Sept. 1967. Sold to Toronto June 1968.
1968-69 GP G A PTS PIM
Reg. Season 1 0 0 0 0
Playoffs — — — — —

ROY EDWARDS G #1
Selected from Chicago in Expansion Draft June 1967. Traded to Detroit for Mark
Bussen Sept. 1967. Purchased from Detroit June 1971. Traded to Detroit for sec-
ond round choice in 1973 and 1974 Drafts Oct. 1972.
1971-77 GP G A PTS PIM
Reg. Season 15 0 1 1 0
Playoffs — — — — —

BRYAN FRICKSON RW #14
Acquired from Los Angeles for Chris Kontos and a sixth round choice in 1988 Draft
Sept. 1988. Released Aug. 1988.
1988 GP G A PTS PIM
Reg. Season 11 1 4 5 0
Playoffs — — — — —

ROB FREY LW #10/17
Selected in first round of Entry Draft (Metamorphosis, OHA) June 1983. Traded to
B. Buffalo for Mike Ramsey Mar. 1993.
1983-94 GP G A PTS PIM
Reg. Season 572 132 140 272 651
Playoffs 49 9 4 13 51

PAT FULLOON RW #14
Claimed off of waivers from Edmonton, Feb. 2000. Released July 2000.
2000 GP G A PTS PIM
Reg. Season 30 4 9 13 10
Playoffs 10 1 0 1 2

MARIO HAUBERT D #5/24/28
Selected in fourth round of Entry Draft (St. Louis U. CCHA) May 1974. Released
June 1983.
1974-78/79-82 GP G A PTS PIM
Reg. Season 231 21 90 111 222
Playoffs 10 2 7 4 6

TONY HILLIHN D #33
Selected in fourth round of Entry Draft (Victoria WHL), June 1980. Traded to Salt
Lake (CIJ), Oct. 1983.
1980-83 GP G A PTS PIM
Reg. Season 39 3 3 6 44
Playoffs — — — — —

ANDREW FERENCE D #7
Selected in eighth round of Entry Draft (Portland WHL), June 1997.
1967-69 GP G A PTS PIM
Reg. Season 30 2 4 6 20
Playoffs — — — — —

GEORGE FERGUSON RW #11
Acquired with Randy Curkie from Toronto for Dave Burrows June 1978. Traded
with a first round pick in 1983 Entry Draft to Minnesota for Anders Hakansson, Matt
Mehigan and a first round choice in 1983 Entry Draft, Oct. 1982.
1978-83 GP G A PTS PIM
Reg. Season 310 89 106 195 162
Playoffs 22 4 11 15 13

CHRIS FERRARO RW #57
Claimed off waivers from NY Rangers Oct. 1997. Signed by Edmonton as a free
agent Aug. 1998.
1997-98 GP G A PTS PIM
Reg. Season 46 3 4 7 43
Playoffs — — — — —

PIER FERRARO RW #17
Claimed off waivers from NY Rangers Oct. 1997. Claimed off waivers by NY
Rangers Jan. 1998.
1997-98 GP G A PTS PIM
Reg. Season 29 3 4 7 12
Playoffs — — — — —

RUSTY FITZGERALD LW #34/52
Selected in second round of Entry Draft (Dartmouth East HS) June 1991. Released May
1996.
1994-96 GP G A PTS PIM
Reg. Season 25 2 2 4 12
Playoffs 5 0 0 0 4

JOHN FLESCH LW #11
Signed as a free agent Feb. 1978. Released June 1998.
1978 GP G A PTS PIM
Reg. Season 29 7 5 12 19
Playoffs — — — — —

RON FLOCKHART C #9
Acquired with Mike Taylor, Andy Brindley and a first and third round choice in 1984
Entry Draft from Philadelphia for Herb Kuttan and a second and third round choice in
1984 Entry Draft Oct. 1983. Traded to Montreal for John Chabot, May 1984.
1983-84 GP G A PTS PIM
Reg. Season 80 27 23 50 44
Playoffs — — — — —

BRYAN FOGARTY D #33
Acquired from Quebec for rights to Scott Young, Mar. 1992. Released June 1993.
1992-93 GP G A PTS PIM
Reg. Season 12 0 4 4 4
Playoffs — — — — —

VAI FONTEYNE LW #8
Selected from Detroit in Expansion Draft June 1967. Signed by Edmonton (WHA)
Sept. 1977.
1975-77 GP G A PTS PIM
Reg. Season 349 39 82 171 4
Playoffs 14 0 2 2 2

BRIAN FORD C #31
Acquired from Quebec for Tom Thoney Dec. 1984. Released July 1985.
1984-85 GP G A PTS PIM
Reg. Season 8 0 0 0 0
Playoffs — — — — —

COREY FOSTER D #4
Signed as a free agent, Aug. 1995. Claimed by NY Islanders in Waiver Draft, Sept. 1996.

	GP	G	A	PTS	PIM
1995-96					
Reg. Season	11	2	2	4	2
Playoffs	3	0	0	0	4

GREG FOX D #2
Acquired from Chicago for Harvey Boyce, Dec. 1983. Released July 1995.

	GP	G	A	PTS	PIM
1983-85					
Reg. Season	75	4	10	14	92
Playoffs	—	—	—	—	—

RON FRANCIS C #9/10
Acquired with JJ Sencousson and Grant Jennings from Hartford for John Cullen, Zdenek Zedera and Jeff Friesen, Mar. 1991. Signed as a free agent by Carolina, July 1998.

	GP	G	A	PTS	PIM
1991-98					
Reg. Season	533	164	449	613	410
Playoffs	97	32	68	100	67

DAN FRAWLEY RW #28
Claimed from Chicago in Waiver Draft Oct. 1985. Released June 1993.

	GP	G	A	PTS	PIM
1985-90					
Reg. Season	240	33	47	80	610
Playoffs	—	—	—	—	—

MAXIM GALANOV D #47
Claimed from NY Rangers in Waiver Draft, Oct. 1998. Selected by Atlanta in Expansion Draft, June 1999.

	GP	G	A	PTS	PIM
1998-99					
Reg. Season	51	4	3	7	4
Playoffs	—	0	0	0	0

PERRY GANCHAR RW #8
Acquired from Montreal for future considerations, Dec. 1987. Released June 1990.

	GP	G	A	PTS	PIM
1987-90					
Reg. Season	33	2	5	7	36
Playoffs	—	—	—	—	—

PAUL GARDNER C #20/30
Acquired with Dave Butrows from Toronto for Jim Drotz and Paul Marshall, Nov. 1981. Signed as a free agent by Washington, July 1994.

	GP	G	A	PTS	PIM
1980-84					
Reg. Season	207	98	105	203	105
Playoffs	10	7	5	7	0

ROB GARNER C #24
Selected in fifth round of Entry Draft (Toronto Ont., June 1978. Released Aug. 1983.

	GP	G	A	PTS	PIM
1982-83					
Reg. Season	1	0	0	0	0
Playoffs	—	—	—	—	—

STEVE GATZOS RW #26/28
Selected in seventh round of Entry Draft (Seattle Ste. Metro CHI), June 1981. Released Oct. 1986.

	GP	G	A	PTS	PIM
1981-85					
Reg. Season	89	15	20	35	83
Playoffs	1	0	0	0	0

ROBERT GEALE C #28
Selected in eighth round of Entry Draft (Pittsburgh WHA), June 1982. Released Dec. 1985.

	GP	G	A	PTS	PIM
1984-85					
Reg. Season	1	0	0	0	2
Playoffs	—	—	—	—	—

LEE GIFFIN RW #11/17/34
Selected in second round of Entry Draft (Columbus OH), June 1985. Traded to NY Rangers for future considerations, Sept. 1989.

	GP	G	A	PTS	PIM
1986-89					
Reg. Season	27	1	3	4	9
Playoffs	—	—	—	—	—

ED GILBERT C #23
Acquired with Simon Hohl and a first round choice in 1976 Entry Draft from Kansas City for Steve Dubinski, Chuck Anderson and a sixth round choice in 1976 Entry Draft, Jan. 1976. Released June 1976.

	GP	G	A	PTS	PIM
1976					
Reg. Season	45	1	1	2	0
Playoffs	—	—	—	—	—

SIÂN GILBERTSON LW #15
Acquired from Washington for Harvey Barness, Dec. 1975. Released June 1978.

	GP	G	A	PTS	PIM
1975-77					
Reg. Season	115	19	17	36	19
Playoffs	3	1	1	2	2

RANDY GILHEM C #15/19
Acquired with Jim Kyle and Andrew McKinnon from Winnipeg for Randy Cunningham, Alex Laferriere and Dave McLellan, June 1989. Claimed by Minnesota in Expansion Draft, May 1991.

	GP	G	A	PTS	PIM
1989-91					
Reg. Season	133	20	21	41	105
Playoffs	16	1	0	1	14

BOB GILADNEY D #33
Signed as a free agent, Sept. 1983. Retired Oct. 1984.

	GP	G	A	PTS	PIM
1983-84					
Reg. Season	13	1	5	6	2
Playoffs	—	—	—	—	—

DAVE GOERTZ D #32
Selected in tenth round of Entry Draft (Regina WHA), June 1983. Released June 1989.

	GP	G	A	PTS	PIM
1987-88					
Reg. Season	2	0	0	0	7
Playoffs	—	—	—	—	—

STEVE GOTAAS C #16
Selected in tenth round of Entry Draft (Prince Albert WHA), June 1985. Traded with Vic Sten to Minnesota for Scott Stastny and Greg Dineen, Dec. 1988.

	GP	G	A	PTS	PIM
1987-88					
Reg. Season	36	5	6	11	45
Playoffs	—	—	—	—	—

PAT GRAHAM LW #24
Selected in sixth round of Entry Draft (Nagato Falls Ont.), June 1960. Traded with Nix Reid to Toronto for Rocky Sagaruk and Vincent Tremblay, Aug. 1983.

	GP	G	A	PTS	PIM
1981-83					
Reg. Season	62	7	13	20	71
Playoffs	4	0	0	0	2

THOMAS GRONMAN D #42
Acquired from Chicago for Greg Johnson, Oct. 1997. Released July 1999.

	GP	G	A	PTS	PIM
1997-99					
Reg. Season	22	1	2	3	25
Playoffs	—	0	0	0	0

SCOTT GRUIEL LW #38
Signed as a free agent, Oct. 1987. Released July 1988.

	GP	G	A	PTS	PIM
1987-88					
Reg. Season	6	1	0	1	0
Playoffs	—	—	—	—	—

STEVE GUFNETTE G #1/30
Signed as a free agent, July 1986. Traded to Calgary for a sixth round choice in 1989 Entry Draft, Jan. 1989.

	GP	G	A	PTS	PIM
1986-89					
Reg. Season	32	0	1	1	2
Playoffs	—	—	—	—	—

VIC HADFIELD LW #11
Acquired from NY Rangers for Nick Spagnuolo, May 1976. Released June 1977.

	GP	G	A	PTS	PIM
1974-77					
Reg. Season	163	61	79	140	118
Playoffs	10	5	7	7	11

ANDERS HAKANSSON LW #11
Acquired with Ben McManis and a first round choice in 1984 Entry Draft from Minnesota for George Ferguson and a first round choice in 1983 Entry Draft, Oct. 1982. Traded to Los Angeles for rights to Kevin Stevens, Sept. 1983.

	GP	G	A	PTS	PIM
1982-83					
Reg. Season	62	9	17	21	26
Playoffs	—	—	—	—	—

JIM HAMILTON LW #13/23/28
Selected in second round of Entry Draft (Pittsburgh Ont.), June 1977. Released Jan. 1980.

	GP	G	A	PTS	PIM
1978-79/84-85					
Reg. Season	95	14	18	32	28
Playoffs	6	3	0	3	0

DAVE HANNAN C #20/32
Selected in sixth round of Entry Draft (Sault Ste. Marie Ont.), June 1981. Traded with Greg Simpson, Mike Mantra and Chris Johnson to Edmonton for Paul Coffey, Dave Hunter and Wayne Van Dorp, Nov. 1984. Claimed from Edmonton in Waiver Draft, Oct. 1988. Claimed by Toronto in Waiver Draft, Oct. 1989.

	GP	G	A	PTS	PIM
1981-88/88-89					
Reg. Season	355	60	88	148	530
Playoffs	8	0	1	1	4

NICK HARBARLAK RW #11
Selected from Vancouver in initial league draft, June 1969. Traded to St. Louis for Bud Johnson, Oct. 1973.

	GP	G	A	PTS	PIM
1969-73					
Reg. Season	308	40	61	101	257
Playoffs	14	3	1	4	20

BILLY HARRIS C #15
 Acquired from Oakland for 3rd Round Draft Pick, Nov. 1968. Released Oct. 1969.
 1968-69 GP G A PTS PIM
 Reg. Season 55 7 13 20 8
 Playoffs — — — — —

PAUL HARRISON G #1
 Acquired from Toronto for future considerations, Sept. 1981. Claimed by Buffalo on waivers, Feb. 1982.
 1981-82 GP G A PTS PIM
 Reg. Season 13 0 0 0 0
 Playoffs — — — — —

KEVIN HATCHER D #4
 Acquired from Dallas for Sergei Zubov, June 1996. Traded to NY Rangers for Peter Popovic, Oct. 1999.
 1996-99 GP G A PTS PIM
 Reg. Season 220 45 95 140 193
 Playoffs 24 4 4 8 2

GREG HAWGOOD D #4
 Acquired from Florida for Jeff Daniels, Mar. 1994. Released June 1995.
 1994-95 GP G A PTS PIM
 Reg. Season 33 7 6 8 33
 Playoffs 1 0 0 0 0

DENIS HERRON G #129
 Selected in third round of Entry Draft (Toronto, Ontario, CHL), June 1972. Traded with Jean-Claude Turgeon to Kansas City for Michael Plesch, June 1975. Signed as a free agent, Aug. 1976. Traded with a second round choice in 1982 Entry Draft to Montreal for Pat Hughes and Rob Holland, Aug. 1979. Acquired from Montreal for a third round choice in 1985 Entry Draft, Sept. 1982. Released July 1986.
 1972-73/76-79/82-86 GP G A PTS PIM
 Reg. Season 290 0 6 6 67
 Playoffs 10 0 0 0 5

BRYAN HIXTALI C #7
 Purchased from Toronto, May 1969. Claimed on waivers by Atlanta, Jan. 1974.
 1969-74 GP G A PTS PIM
 Reg. Season 335 71 115 186 498
 Playoffs 14 0 3 3 43

BILLY HICKE RW #9
 Purchased from California, Sept. 1971. Sold to Detroit, Nov. 1971.
 1971 GP G A PTS PIM
 Reg. Season 12 2 0 2 6
 Playoffs — — — — —

ALF HICKS C #33
 Acquired with Eric Robinson from Anaheim for Shawn Auluck and Darcy Morrison, Nov. 1994. Signed as a free agent by San Jose, Sept. 1998.
 1996-98 GP G A PTS PIM
 Reg. Season 13 12 28 40 130
 Playoffs 11 0 1 4

WAYNE HICKS RW #16
 Acquired from Philadelphia, Feb. 1968. Released, June 1970.
 1968-70 GP G A PTS PIM
 Reg. Season 15 4 7 11 2
 Playoffs — — — — —

RANDY HILLIER D #23/34
 Acquired from Boston for a fourth round choice in 1985 Entry Draft, Oct. 1984. Signed as a free agent by NY Islanders, June 1991.
 1984-91 GP G A PTS PIM
 Reg. Season 343 13 79 92 594
 Playoffs 17 0 1 1 73

TODD HLUSIKO LW #28
 Acquired with Garry Murray from Calgary for Ken Wregget and Dave Roche, June 1978. Released May 1999.
 1998-99 GP G A PTS PIM
 Reg. Season — — — — —
 Playoffs 2 0 0 0 0

PAUL HOGANSON G #1
 Selected in 6th round of Entry Draft (Toronto, CHL), June 1969. Signed by Los Angeles (WHA) as a free agent, July 1973.
 1970-71 GP G A PTS PIM
 Reg. Season 2 0 0 0 0
 Playoffs — — — — —

ROB HOLLAND G #1
 Acquired with Pat Hughes from Montreal for Denis Herreron and a second round choice in the 1982 Entry Draft, Aug. 1979. Signed by NY Islanders as a free agent, Sept. 1981.
 1989-91 GP G A PTS PIM
 Reg. Season 44 0 0 0 2
 Playoffs — — — — —

TIM HORTON D #3/24
 Selected from NY Rangers in Entry League Draft, June 1971. Selected by Buffalo in Entry League Draft, June 1972.
 1971-72 GP G A PTS PIM
 Reg. Season 44 2 9 11 40
 Playoffs 4 0 1 2

GREG HOTHAM L #6
 Acquired from Toronto for a sixth round choice in 1982 Entry Draft, Feb. 1982. Released July 1986.
 1981-85 GP G A PTS PIM
 Reg. Season 70 1 63 74 118
 Playoffs 5 0 3 3 6

JAN HRDINA C #38
 Selected in 4th round of Entry Draft (Seattle, WHL), June 1995.
 1996-2000 GP G A PTS PIM
 Reg. Season 152 76 62 88 83
 Playoffs 22 8 9 17 14

JIRI HRDINA C #38
 Acquired from Calgary for Jim Kyle, Dec. 1986. Released June 1992.
 1990-92 GP G A PTS PIM
 Reg. Season 93 9 27 36 29
 Playoffs 35 2 4 6 22

TIM HRYNIEWICH LW #78
 Selected in the second round of Entry Draft (St. John's, CHL), June 1987. Traded with Marty McInnis to Boston for Denis Herreron, Sept. 1988.
 1987-89 GP G A PTS PIM
 Reg. Season 55 6 8 14 87
 Playoffs — — — — —

LEX HUDSON D #5
 Selected in seventh round of Entry Draft (Denver, WCHL), June 1975. Released Mar. 1980.
 1978-79 GP G A PTS PIM
 Reg. Season 2 0 0 0 0
 Playoffs 2 0 0 0 0

MIKE HUDSON C #16
 Claimed from NY Rangers in Waiver Draft, Jan. 1995. Released July 1999.
 1995 GP G A PTS PIM
 Reg. Season 40 2 9 11 34
 Playoffs 11 0 0 0 6

PAT HUGHES RW #24
 Acquired with Rob Holland from Montreal for Denis Herreron and a second round choice in 1982 Entry Draft, Aug. 1979. Traded to Edmonton for Pat Price, Mar. 1981.
 1979-81 GP G A PTS PIM
 Reg. Season 134 78 23 51 239
 Playoffs 5 0 0 0 21

DAVE HUNTER LW #70
 Acquired with Paul Coffey and Wayne Max Depp from Edmonton for Craig Simpson, Dave Laurin, Chris Joseph and Mac Mantle, Nov. 1987. Sent to Edmonton as compensation for Pittsburgh claiming Dave Hanson in Waiver Draft, Oct. 1988.
 1987-88 GP G A PTS PIM
 Reg. Season 59 11 18 29 77
 Playoffs — — — — —

VICTOR IGNATIEV D #46/23
 Signed as a free agent, Aug. 1998. Released July 1999.
 1998-99 GP G A PTS PIM
 Reg. Season 11 0 1 6
 Playoffs 0 0 0 0 2

FARL INCARFIELD C #10
 Selected from Seattle in Expansion Draft, June 1967. Traded with Dick Mahon and Gene Liberto to Oakland for George Savelbergh, Brian Watson and Tracey Pratt, Jan. 1969.
 1967-69 GP G A PTS PIM
 Reg. Season 90 23 37 60 16
 Playoffs — — — — —

GARY INNESS G #29/30
 Signed as a free agent, June 1973. Traded to Philadelphia for Robby Taylor and Ed Van Impe, Mar. 1975.
 1973-76 GP G A PTS PIM
 Reg. Season 100 0 2 2 4
 Playoffs 9 0 0 0 2

JAROMIR JAGR RW #68
 Selected in the first round of Entry Draft (Kladno, Czech), June 1990.
 1990-2000 GP G A PTS PIM
 Reg. Season 725 387 571 958 551
 Playoffs 124 63 72 135 103

ARIO JAVANAINEN RW #19
 Selected in fifth round of Entry Draft (Avalanche) June 1988. Released May 1985.
 1984-85 GP G A PTS PIM
 Reg. Season 14 4 1 5 2
 Playoffs — — — — —

GRANT JENNINGS D #3
 Acquired with Ron Francis and Luf Sammelko from Hartford for John Cullen, Zany Zapolski and Jeff Hynes, Mar. 1991. Traded to Toronto for Clive Bernocchi, Apr. 1985.
 1991-95 GP G A PTS PIM
 Reg. Season 210 7 21 28 357
 Playoffs 38 1 1 2 38

ANDRFAS JOHANSSON C #38
 Acquired with Darius Kasparaitis from NY Islanders for Bryan Smolinski, Nov. 1996. Signed as a free agent by Ottawa, Sept. 1998.
 1996-98 GP G A PTS PIM
 Reg. Season 77 7 17 24 40
 Playoffs 1 0 0 0 0

BOB JOHNSON G #1
 Acquired from St. Louis for Nick Harbaruk, Oct. 1973. Released Aug. 1975.
 1974-75 GP G A PTS PIM
 Reg. Season 12 0 0 0 6
 Playoffs — — — — —

GREG JOHNSON C #20/9/22
 Acquired from Detroit for Tamas Szendrovi, Jan. 1997. Traded to Chicago for Thomas Gradinaru, Oct. 1997.
 1997 GP G A PTS PIM
 Reg. Season 37 8 9 17 16
 Playoffs 5 1 0 1 2

JIM JOHNSON D #6
 Signed as a free agent, June 1985. Traded with Chris Duhon to Minnesota for Peter Pellegrini and Larry Murphy, Dec. 1990.
 1985-90 GP G A PTS PIM
 Reg. Season 390 14 95 109 658
 Playoffs 11 0 5 5 44

MARK JOHNSON C #9
 Selected in fourth round of Entry Draft (U. of Wisconsin - WCHA), June 1977. Traded to Minnesota for a second round choice in 1984 Entry Draft, Mar. 1982.
 1980-82 GP G A PTS PIM
 Reg. Season 136 23 39 62 84
 Playoffs 10 4 3 7 6

STAN JONATHAN LW #9
 Acquired from Boston for future considerations, Nov. 1982. Rights returned to Boston, Apr. 1983.
 1982-83 GP G A PTS PIM
 Reg. Season 19 0 3 3 13
 Playoffs — — — — —

RON JONES D #6
 Selected from Boston in third league draft, June 1973. Traded to Washington for Pete LaFramboise, Jan. 1975.
 1973-74 GP G A PTS PIM
 Reg. Season 25 0 3 3 15
 Playoffs — — — — —

HANS JONSSON D #8
 Selected in seventh round of Entry Draft (Middx Swarthmore), June 1993.
 1999-2000 GP G A PTS PIM
 Reg. Season 68 3 11 14 12
 Playoffs 1 0 1 1 6

CHRIS JOSEPH D #22/23
 Selected in first round of Entry Draft (Seattle U.S. Wildc.) June 1987. Traded with Craig Simpson, Dave Hunter and Steve Penick to Edmonton for Craig Colley, Dave Hunter and Wayne Van Dorp, Nov. 1987. Claimed from Tampa Bay in Waiver Draft, Jan. 1995. Claimed by Vancouver in Waiver Draft, Sept. 1996.
 1987/95-96 GP G A PTS PIM
 Reg. Season 170 10 28 38 129
 Playoffs 25 2 1 3 20

MARK KACHOWSKI LW #26
 Signed as a free agent, Aug. 1987. Released July 1992.
 1987-90 GP G A PTS PIM
 Reg. Season 64 6 5 11 209
 Playoffs — — — — —

SHELDON KANNIGESSER D #6/16
 Acquired with St. Ange from NY Rangers for Glen Sather, Jan. 1971. Traded to NY Rangers for Steve Ambroski, Mar. 1973.
 1971-73 GP G A PTS PIM
 Reg. Season 75 7 6 8 76
 Playoffs — — — — —

LADISI AV KARABIN LW #37
 Selected in sixth round of Entry Draft (Brazoria Oilers), June 1970. Released July 1994.
 1993-94 GP G A PTS PIM
 Reg. Season 9 0 0 0 2
 Playoffs — — — — —

DARIUS KASPARAITIS D #26/11
 Acquired with Andrius Jankauskas from NY Islanders for Bryan Smolinski, Nov. 1996.
 1996-2000 GP G A PTS PIM
 Reg. Season 259 10 40 50 427
 Playoffs 21 1 1 2 24

RICK KEHOE RW #8/17
 Acquired from Toronto for Blake Stoughton and a first round choice in 1977 Entry Draft, Sept. 1974. Released June 1985.
 1974-85 GP G A PTS PIM
 Reg. Season 772 312 324 636 88
 Playoffs 37 4 17 21 2

BOB KELLY LW #22
 Acquired with Al D'Alella and Steve Dundero from St. Louis for Greg Polis, Steve Watson and a second round choice in 1974 Entry Draft, Jan. 1974. Signed as a free agent by Chicago, Aug. 1977.
 1974-77 GP G A PTS PIM
 Reg. Season 250 69 85 154 462
 Playoffs 15 6 3 9 73

DAN KESA RW #28/25
 Signed as a free agent, Aug. 1998. Released July 1999.
 1998-99 GP G A PTS PIM
 Reg. Season 67 2 8 10 27
 Playoffs 13 1 0 1 0

RICK KESSELL C #14/15/23
 Selected in first round of Entry Draft (Ottawa Orions), June 1969. Claimed by Salt Lake (IHL) in Reverse Draft, June 1973.
 1969-73 GP G A PTS PIM
 Reg. Season 83 2 18 20 4
 Playoffs — — — — —

OREST KINDRACHUK C #26
 Acquired with Tom Baskin and Russ Ambrosy from Philadelphia for a first round choice in 1978 Entry Draft, June 1978. Signed as a free agent by Washington, Sept. 1981.
 1978-81 GP G A PTS PIM
 Reg. Season 114 38 80 118 181
 Playoffs 7 4 1 5 7

PETR KLIMA RW #85
 Acquired from Los Angeles for a conditional draft pick, Oct. 1976. Released Jan. 1997.
 1976-99 GP G A PTS PIM
 Reg. Season 9 1 3 4 4
 Playoffs — — — — —

GEORGE KONIK D #18
 Acquired with Paul Anderson, Dunc McCullum and Frank Francis from NY Rangers for Larry Jeffrey, June 1967. Purchased by Ottawa, Jan. 1968.
 1967-68 GP G A PTS PIM
 Reg. Season 52 7 8 15 26
 Playoffs — — — — —

CHRIS KONTOS C #14
 Acquired from NY Rangers for Ron Drayton, Jan. 1987. Traded to Los Angeles for Bryan Smolinski, Feb. 1988.
 1987-88 GP G A PTS PIM
 Reg. Season 67 9 16 25 18
 Playoffs — — — — —

ALEXEI KOVALEV RW #7
 Acquired with Harry York from NY Rangers for Peter Nowak, Chris Tarnier and Sean Pronger, Nov. 1998.
 1998-2000 GP G A PTS PIM
 Reg. Season 145 46 66 112 131
 Playoffs 21 6 12 18 24

JIM KYTE D #3
 Acquired with Andrew Miller and Randy Cloutier from Winnipeg for Randy Conroy, Rick Tabaka and Dave McIlwain, June 1989. Traded to Calgary for John Hrdina, Dec. 1990.
 1989-90 GP G A PTS PIM
 Reg. Season 57 3 1 4 127
 Playoffs — — — — —

YVON LABRE D #15/20
 Selected in third round of Entry Draft (Toronto OH A), June 1967. Selected by Washington in Expansion Draft, June 1974.
 1970-71/73-74 GP G A PTS PIM
 Reg. Season 37 2 3 5 32
 Playoffs — — — — —

PETE LAFRAMBOISE LW #27
 Acquired from Washington for Ron Jones, Jan. 1975. Released Sept. 1976.
 1975-76 GP G A PTS PIM
 Reg. Season 35 5 13 18 8
 Playoffs 9 1 0 1 0

JEAN GUY LAGACE D #23/24
 Acquired from Montreal for Larry Hillman, Nov. 1968. Selected by Minnesota in Intra-League Draft, June 1970. Acquired from Buffalo for Terry Ral, Jan. 1971. Traded with Denis Herron to Kansas City for Michel Plasser, Jan. 1975.
 1968-69/72-75 GP G A PTS PIM
 Reg. Season 106 4 20 74 119
 Playoffs --- --- --- --- ---

PATRICK LALIME G #40
 Selected in sixth round of Entry Draft (Shawinigan QMJHL), June 1993. Rights traded to Anaheim for Sean Pronger, Mar. 1996.
 1996-97 GP G A PTS PIM
 Reg. Season 39 0 0 0 0
 Playoffs --- --- --- --- ---

RON LALONDE C #16
 Selected in fourth round of Entry Draft (Peterborough OHA), June 1972. Traded to Washington for Lew Morrison, Dec. 1974.
 1972-74 GP G A PTS PIM
 Reg. Season 108 10 20 30 16
 Playoffs --- --- --- --- ---

MITCH LAMOREUX C #12
 Selected in eight round of Entry Draft (Cleveland OHL), June 1981. Released July 1986.
 1983-85 GP G A PTS PIM
 Reg. Season 70 12 9 21 59
 Playoffs --- --- --- --- ---

ROBERT LANG C #20
 Signed as a free agent, Sept. 1997. Claimed by Boston in Waiver Draft, Sept. 1997. Claimed off waivers from Boston, Oct. 1997.
 1997-2000 GP G A PTS PIM
 Reg. Season 201 53 78 131 52
 Playoffs 29 3 8 11 2

TED LANYON D #5
 Purchased from Cleveland (AHL), Aug. 1965. Released June 1970.
 1967-68 GP G A PTS PIM
 Reg. Season 5 0 0 0 4
 Playoffs --- --- --- --- ---

PIERRE LAROCHE C #10
 Selected in first round of Entry Draft (Sorel QJHL), May 1974. Traded with a player to be named later (Peter Mann) to Montreal for Peter Lee and Pete Mahovlich, Nov. 1977.
 1974-77 GP G A PTS PIM
 Reg. Season 240 119 134 253 99
 Playoffs 15 2 9 11 2

BRAD LAUER LW #14
 Signed as a free agent, Sept. 1996. Released July 1996.
 1995-96 GP G A PTS PIM
 Reg. Season 21 4 1 5 6
 Playoffs 12 1 1 2 4

KEVIN LAVALLE LW #6
 Signed as a free agent, Sept. 1986. Released July 1987.
 1986-87 GP G A PTS PIM
 Reg. Season 33 8 20 28 4
 Playoffs --- --- --- --- ---

GORDON LAXTON G #30
 Selected in first round of Entry Draft (New Westminster WHL), June 1975. Released July 1983.
 1975-79 GP G A PTS PIM
 Reg. Season 17 0 0 0 0
 Playoffs --- --- --- --- ---

JANNE LAUKKANEN D #5
 Acquired with Ron Turpin from Ottawa for Tom Kavvas, Mar. 2002.
 2000 GP G A PTS PIM
 Reg. Season 11 1 7 8 12
 Playoffs 11 2 4 6 10

JAMIE LEACH RW #20
 Selected in first round of Entry Draft (Hamilton OHL), June 1987. Claimed off waivers by Hartford, Nov. 1992.
 1989-92 GP G A PTS PIM
 Reg. Season 60 7 7 14 10
 Playoffs --- --- --- --- ---

STEVE LEACH RW #23
 Signed as a free agent, Oct. 1999. Released July 2000.
 1999-2000 GP G A PTS PIM
 Reg. Season 56 2 3 5 24
 Playoffs --- --- --- --- ---

PATRICK LEBEAU LW #18
 Signed as a free agent, Oct. 1998. Released June 1999.
 1998-99 GP G A PTS PIM
 Reg. Season 8 1 0 1 2
 Playoffs --- --- --- --- ---

BILL LECARNE RW #17
 Signed as a free agent, Aug. 1967. Released June 1969.
 1968-69 GP G A PTS PIM
 Reg. Season 4 0 0 0 0
 Playoffs --- --- --- --- ---

DOUG LECUYER LW #23
 Claimed from Winnipeg in Waiver Draft, Oct. 1982. Released Nov. 1982.
 1987 GP G A PTS PIM
 Reg. Season 12 1 4 5 17
 Playoffs --- --- --- --- ---

PETER LEE RW #10
 Acquired with Pete Mahovlich from Montreal for Pierre Larouche and a player to be named later (Peter Mann), Nov. 1977. Released June 1983.
 1977-83 GP G A PTS PIM
 Reg. Season 431 114 131 245 257
 Playoffs 19 0 8 8 4

PETTERI LEHTO D #8
 Signed from Jyryks of the Finnish League, July 1984. Released Oct. 1985.
 1984-85 GP G A PTS PIM
 Reg. Season 6 0 0 0 4
 Playoffs --- --- --- --- ---

BOB LEITER C #23
 Purchased from Hershey (AHL), May 1971. Selected by Atlanta in Expansion Draft, June 1972.
 1971-72 GP G A PTS PIM
 Reg. Season 78 14 17 31 18
 Playoffs 4 3 0 3 0

ALAIN LEMIEUX C #11
 Signed as a free agent, Dec. 1986. Released July 1987.
 1986-87 GP G A PTS PIM
 Reg. Season 1 0 0 0 0
 Playoffs --- --- --- --- ---

MARIO LEMIEUX C #66
 Selected in the first round of Entry Draft (Laval QJHL), June 1966. Released May 1997.
 1984-97 GP G A PTS PIM
 Reg. Season 745 613 881 494 737
 Playoffs 89 70 85 155 83

FRANCOIS LEROUX D #18
 Claimed from Ottawa in Waiver Draft, Jan. 1995. Traded to Colorado for a third round choice in 1988 Entry Draft, Sept. 1997.
 1995-97 GP G A PTS PIM
 Reg. Season 165 2 14 16 356
 Playoffs 33 1 3 4 31

NICK LIBERT LW #14
 Acquired from Detroit for Pete Mahovlich, Aug. 1979. Released Aug. 1981.
 1979-81 GP G A PTS PIM
 Reg. Season 121 20 18 38 18
 Playoffs 5 1 1 2 0

WILLY LIDSTROM RW #19
 Selected from Edmonton in Waiver Draft, Oct. 1985. Released July 1987.
 1985-87 GP G A PTS PIM
 Reg. Season 131 24 30 54 36
 Playoffs --- --- --- --- ---

TROY LONEY LW #11/25
 Selected in third round of Entry Draft (Lehigh Valley WHL), June 1982. Selected by Anaheim in Expansion Draft, June 1993.
 1983-91 GP G A PTS PIM
 Reg. Season 532 69 100 169 982
 Playoffs 66 8 14 22 97

ROSS LONSBERY LW #18
 Acquired with Tom Bladen and Orest Kordachuk from Philadelphia for a first round choice in 1978 Entry Draft, June 1978. Released June 1981.
 1978-81 GP G A PTS PIM
 Reg. Season 236 56 73 129 150
 Playoffs 17 2 3 5 13

DARREN LOWE RW #35
 Signed as a free agent, Feb. 1984. Released Oct. 1984.
 1984 GP G A PTS PIM
 Reg. Season 8 1 2 3 0
 Playoffs — — — — —

BERNIE LUKOWICH RW #11
 Selected in second round of Entry Draft (New Westminster WHL), June 1972. Traded to St. Louis for Bob Sumpst, Jan. 1975.
 1973-74 GP G A PTS PIM
 Reg. Season 53 9 10 19 32
 Playoffs — — — — —

BRIAN LUNDBERG D #2
 Selected in fourth round of Entry Draft (U. of Michigan WHCHA), June 1980. Released Dec. 1984.
 1982-83 GP G A PTS PIM
 Reg. Season 1 0 0 0 2
 Playoffs — — — — —

GILLES LURIEN D #2
 Acquired from Montreal for a third round choice in 1983 Entry Draft, Sept. 1980. Traded to Hartford for a sixth round choice in 1981 Entry Draft, Feb. 1981.
 1980-81 GP G A PTS PIM
 Reg. Season 31 0 1 1 34
 Playoffs — — — — —

JACK LYNCH D #3
 Selected in second round of Entry Draft (Ottawa OHA), June 1972. Traded with Jim Autherford to Detroit for Ron Stachowiak, Jan. 1974.
 1972-74 GP G A PTS PIM
 Reg. Season 64 1 25 26 61
 Playoffs — — — — —

STEVE LYON D #5
 Signed to a tryout contract, Nov. 1976. Released June 1977.
 1976-77 GP G A PTS PIM
 Reg. Season 3 0 0 0 2
 Playoffs — — — — —

LOWELL MacDONALD LW #14/18
 Selected from Los Angeles in inaugural draft, June 1970. Released Feb. 1978.
 1970-78 GP G A PTS PIM
 Reg. Season 378 140 166 306 60
 Playoffs 15 6 4 10 8

NORM MACIVER D #22
 Acquired with Troy Murray from Ottawa for Martin Stuka, Apr. 1991. Traded to Winnipeg for Steve Wilkinson, Dec. 1995.
 1993 GP G A PTS PIM
 Reg. Season 45 2 30 37 38
 Playoffs 12 1 4 5 8

RICK MacFISH LW #7/19
 Acquired from Hartford for Russ Anderson and an eighth round choice in 1982 Entry Draft, Dec. 1981. Signed as a free agent by Philadelphia, Oct. 1983.
 1981-83 GP G A PTS PIM
 Reg. Season 46 13 17 30 30
 Playoffs 5 1 1 2 0

AL MacNEIL D #3
 Selected from New Rangers in Expansion Draft, June 1967. Traded to Montreal for Wally Boyer, June 1968.
 1967-68 GP G A PTS PIM
 Reg. Season 74 2 10 12 58
 Playoffs — — — — —

PETE MAHOVLICH C #20/26
 Signed with Peter Lee from Montreal for Pierre Larue and a player to be named later (Peter Mahovlich), Nov. 1977. Traded to Detroit for Rick MacIver, Aug. 1978.
 1977-79 GP G A PTS PIM
 Reg. Season 117 39 75 114 76
 Playoffs 2 0 1 1 0

GRFG MALONE C #12
 Selected in second round of Entry Draft (Ottawa OHA), June 1976. Traded to Hartford for a third round choice in 1985 Entry Draft, Sept. 1983.
 1976-83 GP G A PTS PIM
 Reg. Season 495 143 221 354 496
 Playoffs 18 3 5 8 32

JIMMY MANN RW #18
 Signed as a free agent, June 1987. Released July 1988.
 1987-88 GP G A PTS PIM
 Reg. Season 9 0 0 0 53
 Playoffs — — — — —

MOE MANTHA D #20
 Acquired with a first round pick in 1984 Entry Draft from Winnipeg to complete the deal that sent Runcy Cayle to Winnipeg, Mar. 1984. Traded with Craig Simpson, Dave Henrus and Chris Joseph to Edmonton for Paul Coffey, Dave Hunter and Wayne MacDaniels, Nov. 1987.
 1984-87 GP G A PTS PIM
 Reg. Season 232 37 131 168 223
 Playoffs — — — — —

PAUL MARSHALL LW #20
 Selected in second round of Entry Draft (Bramford OHA), Aug. 1979. Traded with Ken Davis to Toronto for Dave Burgess and Paul Gardner, Nov. 1980.
 1979-80 GP G A PTS PIM
 Reg. Season 59 12 12 24 13
 Playoffs 1 0 0 0 0

DWIGHT MATHIASSEN RW #11/22/24/34
 Signed as a free agent, Mar. 1986. Released July 1988.
 1986-88 GP G A PTS PIM
 Reg. Season 33 1 7 8 18
 Playoffs — — — — —

DICK MATTIUSSI LW #5
 Purchased from Cleveland (All II), Sept. 1966. Traded with Earl Ingarfield and Gene Lintona to Oakland for Bryan Watson, George Swarbrick and Tracy Pratt, Jan. 1969.
 1967-69 GP G A PTS PIM
 Reg. Season 14 0 4 4 32
 Playoffs — — — — —

BRYAN MAXWELL D #5
 Claimed from Winnipeg on waivers, Oct. 1983. Released July 1985.
 1983-85 GP G A PTS PIM
 Reg. Season 89 3 20 23 141
 Playoffs — — — — —

PAT MAYER D #32
 Signed as a free agent, July 1987. Traded to Los Angeles for Tim Toney, Mar. 1988.
 1987-88 GP G A PTS PIM
 Reg. Season 1 0 0 0 4
 Playoffs — — — — —

GARY McADAM LW #16
 Acquired from Buffalo for Dave Schultz, Feb. 1979. Traded to Detroit for Earl Thompson, Jan. 1981.
 1979-81 GP G A PTS PIM
 Reg. Season 140 27 40 67 95
 Playoffs 12 3 3 6 9

ANDREW McBAIN RW #9
 Acquired with Jim Kyle and Randy Curran from Winnipeg for Randy Curran, Keith Hayward and Dave McIlwain, June 1989. Traded with Dave Cappanto and Dan Quinn to Vancouver for Russ Brunas, Barry Pedersen and Troy Tait, Jan. 1990.
 1989-90 GP G A PTS PIM
 Reg. Season 41 5 9 14 51
 Playoffs — — — — —

DUNC McCALLUM D #6/26
 Acquired with Paul Andrew and George Kenk from NY Rangers for Larry Jeffrey, June 1967. Claimed by Providence (AHL), in Reverse Draft, June 1969. Purchased from Providence, Jan. 1970. Released Mar. 1971.
 1967-71 GP G A PTS PIM
 Reg. Season 185 14 35 49 228
 Playoffs 10 1 2 3 12

KEVIN McCARTHY D #24/25
 Signed as a free agent by Philadelphia, July 1985.
 1984-85 GP G A PTS PIM
 Reg. Season 95 13 26 39 87
 Playoffs — — — — —

KEVIN McCLELLAND C #18
 Acquired with Pat Boonette from Hartford as compensation for Hartford signing free agent Greg Miller, June 1985. Traded with a sixth round pick in 1981 Entry Draft to Edmonton for Tom Boschen, Dec. 1983.
 1981-83 GP G A PTS PIM
 Reg. Season 72 8 12 20 139
 Playoffs 5 1 1 2 5

KEITH McCREARY LW #10/21
 Selected from Montreal in Expansion Draft, June 1967. Selected by Atlanta in Expansion Draft, June 1972.
 1967-72 GP G A PTS PIM
 Reg. Season 292 82 59 141 199
 Playoffs 11 0 4 4 6

AB McDONALD LW #20
 Selected from Detroit in Expansion Draft (June 1967). Traded to St. Louis in a three-way deal with Philadelphia via Pittsburgh acquiring Lou Angeli (June 1968).
 1967-68 GP G A PTS PIM
 Reg. Season 74 22 21 43 38
 Playoffs --- --- --- --- ---

JOE McDONNELL D #2
 Signed as a free agent (Dec. 1984). Released July 1987.
 1984-86 GP G A PTS PIM
 Reg. Season 43 2 9 11 22
 Playoffs --- --- --- --- ---

AL McDONOUGH RW #9
 Acquired from Los Angeles for Bob Wortman (Jan. 1972). Traded to Atlanta for Chuck Amason and Rob Paradise (Jan. 1974).
 1972-74 GP G A PTS PIM
 Reg. Season 152 56 74 130 46
 Playoffs 4 0 1 1 0

SHAWN McEACHERN C/W #15
 Selected in sixth round of Entry Draft (Pittsburgh, PA-45) (June 1987). Traded to Los Angeles for Marty McSorley (Aug. 1991). Acquired with Thea Sandstrom from Los Angeles for Marty McSorley and Tim Paik (Feb. 1994). Traded to Boston with Kevin Stevens for Bryan Smolbin, Glen Murray and a third round choice in 1996 Entry Draft (A.J. 1995).
 1991-93/94-95 GP G A PTS PIM
 Reg. Season 170 53 59 112 78
 Playoffs 48 6 11 17 24

JIM McFOUGH RW #16/22
 Acquired from Washington for Mark Taylor (Mar. 1985). Released July 1987.
 1985-87 GP G A PTS PIM
 Reg. Season 42 4 10 14 20
 Playoffs --- --- --- --- ---

BRIAN MCKENZIE LW #15
 Selected in second round of Entry Draft (St. Catharines OHA) (June 1971). Solo to Atlanta (Oct. 1972).
 1971-72 GP G A PTS PIM
 Reg. Season 6 1 1 2 4
 Playoffs --- --- --- --- ---

JIM MCKENZIE LW #33
 Acquired from Dallas for Mike Needham (Mar. 1994). Released Jan. 1995.
 1994-95 GP G A PTS PIM
 Reg. Season 50 2 1 3 79
 Playoffs 8 0 0 0 4

DAVE McILWAIN C #19/26
 Selected in sixth round of Entry Draft (North Bay Ont.) (June 1986). Traded with Randy Carlyon and Ken Gagnon to Winnipeg for Jim Kyle, Andrew McLean and Randy Gilman (June 1989). Acquired from Ottawa for a seventh round choice in 1986 Entry Draft (Mar. 1996). Released from 1996.
 1987-89/96 GP G A PTS PIM
 Reg. Season 109 14 15 79 50
 Playoffs 9 0 1 1 0

MIKE McMAHON D #26
 Acquired from Detroit for Billy Cote (Oct. 1969). Selected by Buffalo in Expansion Draft (June 1970).
 1969-70 GP G A PTS PIM
 Reg. Season 12 1 3 4 19
 Playoffs --- --- --- --- ---

BOB McMANAMA D #4/15
 Signed as a free agent (Aug. 1973). Released June 1978.
 1973-76 GP G A PTS PIM
 Reg. Season 99 11 25 36 28
 Playoffs 8 0 1 1 6

MARTY McSORLEY RW/D #4/33
 Signed as a free agent (July 1982). Traded with Tim Hovachuk to Edmonton for Gilles Meloche (Sept. 1985). Acquired from Los Angeles for Shawn McEachern (Aug. 1993). Traded to Los Angeles with Tim Paik for Shawn McEachern and Thomas Sandstrom (Feb. 1994).
 1983-85/93-94 GP G A PTS PIM
 Reg. Season 134 5 25 30 378
 Playoffs --- --- --- --- ---

MIKE MEEKER RW #B/16
 Selected in second round of Entry Draft (Peterborough OHA) (June 1978). Released Nov. 1982.
 1978-79 GP G A PTS PIM
 Reg. Season 4 0 0 0 5
 Playoffs --- --- --- --- ---

RON McIG-HAN D #5
 Acquired with Anders Ericsson from Minnesota for George Hengston and a first round choice in 1983 Entry Draft (Oct. 1982). Released Mar. 1985.
 1982-83 GP G A PTS PIM
 Reg. Season 41 2 6 8 16
 Playoffs --- --- --- --- ---

GILLES MELOCHE G #27
 Acquired from Edmonton for Tim Hovachuk and Marty McSorley (Sept. 1985). Released July 1988.
 1985-88 GP G A PTS PIM
 Reg. Season 104 0 2 2 22
 Playoffs --- --- --- --- ---

DAVE MICI WYLUK LW #34
 Signed as a free agent (May 1989). Released June 1992.
 1989 GP G A PTS PIM
 Reg. Season 7 1 1 2 0
 Playoffs --- --- --- --- ---

GRIG MILLEN G #29
 Selected in fifth round of Entry Draft (Peterborough OHA) (June 1977). Signed by Hartford as a free agent (June 1981). Pittsburgh received Pat Boudette and rights to Kevin McClelland as compensation.
 1978-81 GP G A PTS PIM
 Reg. Season 135 0 5 5 20
 Playoffs 10 0 0 0 0

KELVIN MILLER C #8
 Acquired from San Jose for a fifth round choice in 1996 Entry Draft and future considerations (Mar. 1995). Released June 1996.
 1995 GP G A PTS PIM
 Reg. Season 13 6 5 11 4
 Playoffs 18 3 2 5 8

KIP MILLER C #37
 Claimed from NY Islanders in Waiver Draft (Oct. 1998). Traded to Anaheim for future considerations (Jan. 2000).
 1998-2000 GP G A PTS PIM
 Reg. Season 121 23 38 61 32
 Playoffs 13 2 7 9 19

DMITRY MIRONOV D #15
 Acquired from Toronto for Larry Murphy (July 1995). Traded with Shawn Axtell to Anaheim for Alex Mack and Travis Klusman (Nov. 1996).
 1995-96 GP G A PTS PIM
 Reg. Season 87 4 36 40 112
 Playoffs 15 0 1 1 10

CARL MOKOSAK LW #31
 Signed as a free agent (July 1986). Released May 1988.
 1986-87 GP G A PTS PIM
 Reg. Season 3 0 0 0 4
 Playoffs --- --- --- --- ---

HARTLAND MONAHAN RW #8
 Acquired from Washington for a first round choice in 1978 Entry Draft (Oct. 1977). Traded with Syl Apps to Los Angeles for Dave Schultz, Gene Carr and a fourth round choice in 1978 Entry Draft (Nov. 1977).
 1977-78 GP G A PTS PIM
 Reg. Season 7 2 0 2 2
 Playoffs --- --- --- --- ---

IAN MORAN D/RW #24
 Selected in sixth round of Entry Draft (Boston College) (Oct. 1990).
 1994-2000 GP G A PTS PIM
 Reg. Season 259 14 25 39 153
 Playoffs 43 1 5 6 16

ALEKSEY MOROZOV RW #95
 Selected in the first round of the Entry Draft (Kyiv Sovietov Russia) (June 1995).
 1995 GP G A PTS PIM
 Reg. Season 211 34 42 76 36
 Playoffs 21 1 2 3 2

JIM MORRISON D #77
 Purchased from Baltimore (AHL) (Oct. 1969). Signed by Baltimore as a free agent (Oct. 1971).
 1969-71 GP G A PTS PIM
 Reg. Season 132 5 25 30 72
 Playoffs 8 0 3 3 10

LEW MORRISON RW #16
 Acquired from Washington for Ron Lalonde (Mar. 1974). Traded to Anaheim (AHL) (Nov. 1977).
 1974-78 GP G A PTS PIM
 Reg. Season 214 13 13 26 12
 Playoffs 13 0 0 0 0

JOE MULLEN RW #7
 Acquired from Calgary for a second round choice in 1990 Entry Draft, June 1990.
 Signed as a free agent by Boston, July 1995. Signed as a free agent, Sept. 1996.
 Retired May 1997.
 1990-95/96-97

GP	G	A	PTS	PIM	
Reg. Season	379	153	172	375	101
Playoffs	62	15	17	32	24

GI ENNI MULVENNA C #45
 Signed as a free agent, Dec. 1987. Released June 1992.
 1991-92

GP	G	A	PTS	PIM	
Reg. Season	1	0	0	0	2
Playoffs	—	—	—	—	—

PAUL MULVEY LW #26
 Acquired from Washington as compensation for Washington signing Brent Kishchuk, Sept. 1981. Claimed by Los Angeles on waivers, Dec. 1981.
 1981

GP	G	A	PTS	PIM	
Reg. Season	27	1	7	8	76
Playoffs	—	—	—	—	—

CRAIG MUNI D #28
 Signed as a free agent, Oct. 1996. Released June 1997.
 1996-97

GP	G	A	PTS	PIM	
Reg. Season	64	0	4	4	36
Playoffs	3	0	0	0	0

LARRY MURPHY D #4/55
 Acquired with Peter Tagliarini from Minnesota for Jim Johnson and Chris DiMarzio, Dec. 1980.
 Traded to Toronto for Darrin Moore and a second round pick in 1996 Entry Draft, July 1995.
 1990-95

GP	G	A	PTS	PIM	
Reg. Season	336	78	223	301	215
Playoffs	74	15	57	77	73

GLEN MURRAY RW #27
 Acquired with Bryan Smithak, from Boston for Shawn Mikkelson and Kevin Stevens, Aug. 1993. Traded to Los Angeles for Eddie Olczyk, Mar. 1997.
 1995-97

GP	G	A	PTS	PIM	
Reg. Season	135	25	26	51	81
Playoffs	8	2	6	8	10

TROY MURRAY C #12
 Acquired with Kevin Barker from Ottawa for Martin Stouff, Apr. 1995. Released July 1995.
 1995

GP	G	A	PTS	PIM	
Reg. Season	13	0	2	2	23
Playoffs	12	2	1	3	12

MARKUS NASLUND RW #29
 Selected in first round of Entry Draft (No. 26 Sweden), June 1991. Traded to Vancouver for Axel Stenqvist, Mar. 1996.
 1993-96

GP	G	A	PTS	PIM	
Reg. Season	151	25	42	67	65
Playoffs	—	—	—	—	—

PAV NEATON D #36
 Selected in seventh round of Entry Draft (No. 143 Michigan, OCHA), June 1990. Released July 1995.
 1993-95

GP	G	A	PTS	PIM	
Reg. Season	9	1	1	2	12
Playoffs	—	—	—	—	—

PETR NEDVED C #93
 Acquired with Sergei Zubov from NY Rangers for Luc Robitaille and L.J. Stastny, Aug. 1995. Traded with Chris Tanner and Sean Pronger to NY Rangers for Alexander Kozlov and Harry York, Nov. 1998.
 1995-97

GP	G	A	PTS	PIM	
Reg. Season	154	78	92	170	134
Playoffs	23	11	12	23	28

MIKE NEEDHAM RW #45/39
 Selected in sixth round of Entry Draft (Kumquat, WHA), June 1989. Traded to Dallas for Jim McKee, Mar. 1994.
 1992-94

GP	G	A	PTS	PIM	
Reg. Season	81	9	5	14	16
Playoffs	14	2	0	2	4

LODD NELSON D #44
 Selected in fourth round of Entry Draft (Prince Albert, WHL), June 1989. Signed as a free agent by Washington, July 1993.
 1991-92

GP	G	A	PTS	PIM	
Reg. Season	1	0	0	0	0
Playoffs	—	—	—	—	—

CAM NEWTON C #1/30
 Selected in eight round of Entry Draft (Oshawa, OHA), June 1970. Signed by Chicago, Wh-Wh, May 1973.
 1970-71/72-73

GP	G	A	PTS	PIM	
Reg. Season	16	0	1	—	6
Playoffs	—	—	—	—	—

TED NOLAN LW #25/34
 Purchased from R.F.K., Sept. 1985. Released July 1986.
 1985-86

GP	G	A	PTS	PIM	
Reg. Season	18	1	1	2	34
Playoffs	—	—	—	—	—

SIMON NOLET RW #49
 Acquired with Ed Gilbert and a first round choice in 1976 Entry Draft from Kansas City for Steve Durand, Chuck Amason and a 5th round choice in 1976 Entry Draft, Jan. 1975. Sent with Mike Fluse to Colorado as compensation for Pittsburgh signing Denis Hexton as a free agent, Aug. 1976.
 1975-76

GP	G	A	PTS	PIM	
Reg. Season	39	9	8	17	2
Playoffs	3	0	0	0	0

JOE NORIS D #27
 Selected in third round of Entry Draft (Toronto, OHA), June 1971. Traded to St. Louis for Jim Stries, Jan. 1973.
 1971-72

GP	G	A	PTS	PIM	
Reg. Season	33	2	5	7	36
Playoffs	—	—	—	—	—

HANK NOWAK G #77
 Purchased from Hershey (AHL), May 1973. Traded with a third round choice in 1974 Entry Draft to Detroit for Nelson DeBenedictis, May 1974.
 1973-74

GP	G	A	PTS	PIM	
Reg. Season	13	0	0	0	11
Playoffs	—	—	—	—	—

ROMAN OKSIUTA RW #20
 Acquired from Anaheim for Richard Park, Mar. 1997. Released Oct. 1997.
 1997

GP	G	A	PTS	PIM	
Reg. Season	7	0	0	0	4
Playoffs	—	—	—	—	—

FREDRIK OLAUSSON D #23
 Acquired with Alex Rodin from Anaheim for Shawn Antoski and Denis Ponomarev, Nov. 1994. Signed as a free agent by Anaheim, July 1998.
 1994-98

GP	G	A	PTS	PIM	
Reg. Season	127	13	47	60	80
Playoffs	10	0	4	4	2

EDDIE OLczyk LW #77/16
 Acquired from Los Angeles for Glen Murray, Mar. 1997. Signed as a free agent by Chicago, July 1998.
 1997-98

GP	G	A	PTS	PIM	
Reg. Season	68	15	18	33	41
Playoffs	11	3	0	3	16

TOM O'REGAN C #8/12
 Signed as a free agent, Sept. 1983. Released July 1988.
 1983-86

GP	G	A	PTS	PIM	
Reg. Season	61	5	12	17	10
Playoffs	—	—	—	—	—

DENNIS OWCHAR D #25
 Selected in fourth round of Entry Draft (Toronto, OHA), May 1973. Traded to Colorado for Tam Egan, Dec. 1977.
 1974-78

GP	G	A	PTS	PIM	
Reg. Season	168	18	49	67	145
Playoffs	8	0	1	1	6

JIM PAREK D #2/3
 Selected in seventh round of Entry Draft (Oshawa, OHA), June 1985. Traded to Los Angeles with Mike McEwen for Shawn Mikkelson and Thomas Sabosky, Feb. 1994.
 1990-94

GP	G	A	PTS	PIM	
Reg. Season	170	4	26	30	108
Playoffs	27	1	4	5	8

WILF PAMENI RW #9
 Signed as a free agent, July 1987. Released July 1988.
 1987-88

GP	G	A	PTS	PIM	
Reg. Season	23	2	6	8	39
Playoffs	—	—	—	—	—

ROB PARADISE D #2/24
 Acquired with Chuck Amason from Atlanta for Al MacDougall, Jan. 1974. Traded to Washington for a second round choice in 1976 Entry Draft, Nov. 1975. Acquired from Washington for rights to Chris Atkinson, Oct. 1977. Released June 1979.
 1973-76/77-79

GP	G	A	PTS	PIM	
Reg. Season	203	7	33	40	209
Playoffs	7	0	1	1	17

RICHARD PARK C #26/76
 Selected in second round of Entry Draft (Bellevue, OHA), June 1994. Traded to Anaheim for Roman Oksiuta, Mar. 1997.
 1994-97

GP	G	A	PTS	PIM	
Reg. Season	58	4	7	11	38
Playoffs	4	0	0	0	2

ED PATTERSON RW #44

Selected in seventh round of Entry Draft (Kamloops WHL), June 1991. Released July 1997.
 1993-96 GP G A PTS PIM
 Reg. Season 68 3 3 6 56
 Playoffs — — — — —

MEL PEARSON C/W #23

Selected from Chicago in Expansion Draft, June 1967. Sold to Portland (WHL), July 1968.
 1967-68 GP G A PTS PIM
 Reg. Season 2 0 1 1 0
 Playoffs — — — — —

BARRY PEDERSON C #10

Acquired with Rod Brulins from Vancouver for Dave Caputo, Andrew McBain and Dan Quinn, Jan. 1990. Released June 1991.
 1990-91 GP G A PTS PIM
 Reg. Season 84 10 26 36 50
 Playoffs — — — — —

FRANK PIETRANGELO G #40

Selected in seventh round of Entry Draft (U. of Minnesota WHL-A), June 1994. Traded to Hartford for future considerations, Mar. 1992.
 1987-92 GP G A PTS PIM
 Reg. Season 87 0 3 3 30
 Playoffs 5 0 1 1 2

DOMENIC PITTIS C #23

Selected in the second round of Entry Draft (Lebanon WHL), June 1993. Signed as a free agent by Buffalo, July 1998.
 1996-97 GP G A PTS PIM
 Reg. Season 1 0 0 0 0
 Playoffs — — — — —

MICHEL PLASSE G #31

Acquired from Kansas City for Jon Gny and Denis Lamour, Jan. 1975. Sent with Simon Nadeau to Colorado as compensation for Pittsburgh signing Denis Lamour, Aug. 1976.
 1975-76 GP G A PTS PIM
 Reg. Season 76 0 3 3 24
 Playoffs 3 0 0 0 0

GREG POLIS LW #22

Selected in the first round of Entry Draft (Boston WHL), June 1990. Traded with Bryan Watson and a second round draft choice to 1974 Entry Draft to St. Louis for Bob Kelly, Al DeMarco and Steve Duberno, Jan. 1974.
 1970-74 GP G A PTS PIM
 Reg. Season 256 88 70 158 146
 Playoffs 4 0 2 2 0

PETER POPOVIC D #34

Acquired from NY Rangers for Kevin Hatcher, Oct. 1999. Signed by Boston as a free agent, July 2000.
 1999-2000 GP G A PTS PIM
 Reg. Season 54 1 5 6 30
 Playoffs 10 0 0 0 10

KELLY PRATT RW #12

Signed as a free agent, July 1974. Sold to Hershey (AHL), Aug. 1975.
 1974-75 GP G A PTS PIM
 Reg. Season 33 0 6 6 15
 Playoffs — — — — —

TRACY PRATT D #6/11

Acquired with George Sawchyn and Brian Watson from Oakland for Earl Gardner, Dick Markov and Gene Lussano, Jan. 1969. Selected by Buffalo in Expansion Draft, June 1993.
 1968-70 GP G A PTS PIM
 Reg. Season 83 5 12 17 158
 Playoffs 10 0 1 1 5

DEAN PRENTICE LW #70

Selected from Detroit in from League Draft, June 1969. Sold to Minnesota, Oct. 1971.
 1969-71 GP G A PTS PIM
 Reg. Season 144 47 42 89 32
 Playoffs 12 2 5 7 8

NOEL PRICE D #4

Selected from Montreal in Expansion Draft, June 1967. Claimed by Springfield (AHL) in Re-entry Draft, June 1969.
 1967-69 GP G A PTS PIM
 Reg. Season 143 8 45 53 109
 Playoffs — — — — —

PAT PRICE D #2

Acquired from Edmonton for Pat Hughes, Mar. 1981. Signed as a free agent by Quebec, Dec. 1982.
 1980-82 GP G A PTS PIM
 Reg. Season 128 8 52 60 459
 Playoffs 10 1 1 2 49

TOM PRICE D #6/25/28

Signed as a free agent, Feb. 1977. Released June 1989.
 1977-79 GP G A PTS PIM
 Reg. Season 19 0 2 2 8
 Playoffs — — — — —

KEN PRIEST-JAY C #18

Acquired from Buffalo for Tony Tanti, Mar. 1991. Released July 1993.
 1991-92 GP G A PTS PIM
 Reg. Season 52 2 9 11 4
 Playoffs — — — — —

SEAN PRONGER C #12

Acquired from Anaheim for rights to Patrick Iakine, Mar. 1998. Traded with Petr Nedved and Chris Tamer to NY Rangers for Alexei Koslov and Larry York, Nov. 1998.
 1998 GP G A PTS PIM
 Reg. Season 7 1 0 1 2
 Playoffs 5 0 0 0 4

JEAN PRONOVOST RW #19

Acquired with John Arthur from Boston, May 1968. Traded to Atlanta with Steve Grier and traded to Boston and Boston sending Greg Rossard to Pittsburgh, Sept. 1998.
 1968-78 GP G A PTS PIM
 Reg. Season 753 316 287 603 306
 Playoffs 29 9 9 18 12

DAN QUINN C #10/14/9

Acquired from Calgary for Mike Bulford, Nov. 1986. Traded with Andrew Melis and Dave Caputo to Vancouver for Tony Tanti, Barry Pederson and Rod Brulins, Jan. 1990. Signed as a free agent, July 1996. Released Dec. 1996.
 1986-90/96 GP G A PTS PIM
 Reg. Season 270 111 165 276 224
 Playoffs 11 6 3 9 10

MIKE RAMSEY D #6

Acquired from Buffalo for Bob Bray, Mar. 1989. Released June 1994.
 1993-94 GP G A PTS PIM
 Reg. Season 77 3 4 7 30
 Playoffs 13 0 6 6 4

MARK RECCHI RW #8/18

Selected in fourth round of Entry Draft (Kamloops WHL), June 1988. Traded with Brian Benning and Ed Angel to Los Angeles for round choice in 1992 Entry Draft to Philadelphia for Lee Fogarty, Kyle Smeverson, Ken Wregg and a conditional draft choice, Feb. 1992.
 1988-92 GP G A PTS PIM
 Reg. Season 225 104 118 252 170
 Playoffs 24 10 24 34 33

GREG REDQUIST G #25

Selected in fourth round of Entry Draft (Kamloops WHL), June 1990. Released June 1999.
 1977-78 GP G A PTS PIM
 Reg. Season 1 0 0 0 0
 Playoffs — — — — —

NICK RICCI G #31

Selected in the fourth round of Entry Draft (Nagano Falls OHL), Aug. 1999. Traded with Eric Gaudin to Toronto for Rocky Sagwald and Vincent Tremblay, Aug. 1993.
 1979-83 GP G A PTS PIM
 Reg. Season 19 0 0 0 2
 Playoffs — — — — —

PAT RIGGIN G #1

Acquired from Boston for Roberto Romano, Feb. 1987. Released July 1988.
 1987-88 GP G A PTS PIM
 Reg. Season 39 0 1 1 14
 Playoffs — — — — —

GARY RISSLING RW #10/15/20/23

Acquired from Washington for a fifth round choice in 1981 Entry Draft, Jan. 1981. Released June 1987.
 1983-85 GP G A PTS PIM
 Reg. Season 185 20 26 46 832
 Playoffs 5 0 1 1 4

BOB RIVARD LW #19

Selected from Montreal in Expansion Draft, June 1967. Sent to Baltimore (AHL) to complete an acquisition when Pittsburgh purchased Pat Prentice, Nov. 1969.
 1967-68 GP G A PTS PIM
 Reg. Season 27 5 12 17 4
 Playoffs — — — — —

RENE ROBERTI C #14

Claimed from Toronto in Intra-league Draft, June 1971. Traded to Buffalo for Eddie Shack, Mar. 1972.
 1971-72 GP G A PTS PIM
 Reg. Season 49 7 11 18 42
 Playoffs — — — — —

GORD ROBERTS D #14/28
Acquired from St. Louis for future considerations, Oct. 1990. Signed as a free agent by Boston, June 1992.

1990-92	GP	G	A	PTS	PIM
Reg. Season	134	5	31	39	89
Playoffs	43	1	4	5	95

LUC ROBITAILL LW #20
Acquired from Los Angeles for Ron Tokoski and a second round choice in 1990 Entry Draft, July 1994. Traded to NY Rangers with Bill Sawin for Serge Zubov & Alex Tsiros, Aug. 1995.

1994-95	GP	G	A	PTS	PIM
Reg. Season	16	23	19	42	37
Playoffs	12	7	4	11	26

DAVE ROCHE LW #51
Selected in third round of Entry Draft (Helsinki, Finland), June 1993. Traded to Calgary with Ken Wreggett for Todd Hurlbut and Gernan Traw, June 1998.

1995-97	GP	G	A	PTS	PIM
Reg. Season	132	12	24	24	285
Playoffs	16	2	7	9	26

ROBERTO ROMANO G #30/35
Signed as a free agent, Dec. 1982. Traded to Boston for Pat Higgins, Feb. 1987. Signed as a free agent, Oct. 1993. Released, June 1994.

1982-87/93-94	GP	G	A	PTS	PIM
Reg. Season	125	0	1	1	6
Playoffs	---	---	---	---	---

TOM ROUSTON RW #12/18
Acquired from Edmonton for Kevin McMillan and a sixth round choice in 1984 Entry Draft, Dec. 1982. Released July 1986.

1984-86	GP	G	A	PTS	PIM
Reg. Season	58	11	17	28	10
Playoffs	---	---	---	---	---

MIKE ROWE D #5/33
Selected in first round of Entry Draft (Toronto, Ont.), June 1983. Released July 1988.

1984-87	GP	G	A	PTS	PIM
Reg. Season	111	0	0	0	11
Playoffs	---	---	---	---	---

MICHAEL ROZIVAL D #28
Selected in fourth round of Entry Draft (Brno, Czechia), June 1990.

1990-2000	GP	G	A	PTS	PIM
Reg. Season	75	4	17	21	48
Playoffs	2	0	0	0	4

DUANE RUPP D #2
Acquired from Minnesota for Leo Dolan, Jan. 1969. Released June 1974.

1969-74	GP	G	A	PTS	PIM
Reg. Season	265	21	83	104	170
Playoffs	10	2	2	4	8

TERRY RUSKOWSKI LW #8
Signed as a free agent, Oct. 1985. Signed by Minnesota as a free agent, July 1987.

1983-87	GP	G	A	PTS	PIM
Reg. Season	143	40	74	114	309
Playoffs	---	---	---	---	---

JIM RUTHERFORD G #1/79
Selected from Detroit in third round of Entry Draft, June 1971. Traded with Jack Lynch to Detroit for Ron Stackhouse, Jan. 1974.

1971-74	GP	G	A	PTS	PIM
Reg. Season	115	0	1	1	18
Playoffs	4	0	0	0	0

ROCKY SAGANIUK RW #11/33
Acquired with Vincent Tremblay from Toronto for Pat Graham and Nick Ricci, Aug. 1983. Removed from reserve list, July 1989.

1983-84	GP	G	A	PTS	PIM
Reg. Season	29	1	3	4	37
Playoffs	---	---	---	---	---

KJELL SAMUELSSON D #23/28
Acquired with Ron Loken, Ken Wreggett and a conditional draft pick from Philadelphia for Mark Duncz, Brian Borsari and Los Angeles first round choice in 1982 Entry Draft, Feb. 1992. Signed as a free agent by Philadelphia, July 1995.

1992-95	GP	G	A	PTS	PIM
Reg. Season	183	10	22	32	312
Playoffs	44	0	7	7	66

ULF SAMUELSSON D #5
Acquired with Ron Francis and Grant Jennings from Hartford for John Culen, Zlatko Zaepke and Jeff Parker, Mar. 1991. Traded with Eric Redden to NY Rangers for Peter Popovich and Serge Zubov, Aug. 1995.

1991-95	GP	G	A	PTS	PIM
Reg. Season	277	1	83	94	804
Playoffs	66	4	12	16	123

DEREK SANDERSON C #16
Signed as a free agent, Mar. 1978. Released June 1978.

1978	GP	G	A	PTS	PIM
Reg. Season	13	3	1	4	0
Playoffs	---	---	---	---	---

TOMAS SANDSTRÖM RW #47
Acquired with Shawn McEachern from Los Angeles for Marty McSorley and Jim Pilon, Feb. 1994. Traded to Detroit for Greg Johnson, Jan. 1997.

1994-97	GP	G	A	PTS	PIM
Reg. Season	172	71	84	155	168
Playoffs	36	7	5	12	50

GRANT SASSER C #19
Selected in fifth round of Entry Draft (Portland, Maine), June 1982. Released July 1986.

1983-84	GP	G	A	PTS	PIM
Reg. Season	3	0	0	0	0
Playoffs	---	---	---	---	---

GLEN SATHER LW #16
Selected from Boston in third round of Entry Draft, June 1969. Traded to NY Rangers for Syd Appa and Sheldon Karsumier, June 1971.

1969-71	GP	G	A	PTS	PIM
Reg. Season	122	20	17	37	210
Playoffs	10	0	2	2	17

RYAN SAVOIA C #18
Signed as a free agent, Apr. 1995. Released July 1999.

1996-99	GP	G	A	PTS	PIM
Reg. Season	3	0	0	0	0
Playoffs	---	---	---	---	---

KEN SCHINKEL RW #12
Selected from NY Rangers in Expansion Draft, June 1967. Returned July 1973.

1967-73	GP	G	A	PTS	PIM
Reg. Season	371	93	143	236	86
Playoffs	13	6	1	7	4

NORM SCHMIDT D #3/25
Selected in fourth round of Entry Draft (Cincinnati, Ohio), June 1968. Released July 1988.

1968-84/85-88	GP	G	A	PTS	PIM
Reg. Season	125	23	33	56	73
Playoffs	---	---	---	---	---

RON SCHOCK C #17
Acquired with Craig Cameron from St. Louis for Leo Aulio and a first round choice in 1971 Entry Draft, June 1969. Traded to Buffalo for Brian Sponner, Sept. 1977.

1969-77	GP	G	A	PTS	PIM
Reg. Season	619	124	280	404	201
Playoffs	79	2	12	14	23

DWIGHT L. SCHOFIELD D #4
Purchased from Washington, Oct. 1986. Released July 1987.

1986-87	GP	G	A	PTS	PIM
Reg. Season	25	1	6	7	59
Playoffs	---	---	---	---	---

DAVE SCHULTZ LW #8
Acquired with Gene Gilm and a fourth round choice in 1978 Entry Draft from Los Angeles for Syd Appa and Earlbaron Moranahan, Nov. 1977. Traded to Buffalo for Gary McEachern, Feb. 1979.

1977-79	GP	G	A	PTS	PIM
Reg. Season	113	13	31	47	535
Playoffs	---	---	---	---	---

ROD SCHUTT LW #7/32/27
Acquired from Montreal for a first round choice in 1981 Entry Draft, Oct. 1978. Signed as a free agent by Toronto, Oct. 1985.

1978-85	GP	G	A	PTS	PIM
Reg. Season	778	76	92	168	177
Playoffs	77	8	6	14	26

JEFF SEROWIK D #16
Signed as a free agent, Oct. 1998. Released July 1999.

1998-99	GP	G	A	PTS	PIM
Reg. Season	26	0	6	6	16
Playoffs	---	---	---	---	---

HODIE SHACK LW #23/24
Acquired from Buffalo for Home Robert, Mar. 1972. Purchased by Toronto, July 1973.

1977-73	GP	G	A	PTS	PIM
Reg. Season	87	30	29	59	96
Playoffs	4	0	1	1	15

DOUG SI IEDDEN RW #14
 Selected in fifth round of Entry Draft (St. Louis Cardinals), June 1980. Traded to Detroit for Ron Duguay, Mar. 1986.

1981-86	GP	G	A	PTS	PIM
Reg. Season	332	123	159	282	148
Playoffs	—	—	—	—	—

GREGG SHEPPARD C #19
 Acquired from Boston with Boston receiving Michal Rucinski from Atlanta and Pittsburgh sending four prospects to Atlanta, Sept. 1978. Released June 1982.

1978-82	GP	G	A	PTS	PIM
Reg. Season	241	50	73	123	113
Playoffs	17	4	7	11	2

JIM SHIRES LW #27
 Acquired from St. Louis for Joe Nersis, Jan. 1973. Released June 1974.

1973	GP	G	A	PTS	PIM
Reg. Season	18	1	2	3	2
Playoffs	—	—	—	—	—

CHARLIE SIMMER RW #13/16
 Selected from Boston in Waiver Draft, Oct. 1968. Released July 1989.

1968-89	GP	G	A	PTS	PIM
Reg. Season	50	11	17	28	24
Playoffs	—	—	—	—	—

BOB SIMPSON LW #28/33
 Signed as a free agent, Oct. 1981. Released July 1984.

1981-83	GP	G	A	PTS	PIM
Reg. Season	30	10	9	19	4
Playoffs	2	0	0	0	0

CRAIG SIMPSON RW #18
 Selected in the first round of Entry Draft (Michigan State, CCHA), June 1985. Traded with Dave Horman, Chris Joseph and Mike Wachtla to Edmonton for Paul Coffey, Dave Larmer and Wayne Van Dorp, Nov. 1988.

1985-88	GP	G	A	PTS	PIM
Reg. Season	169	50	55	105	140
Playoffs	—	—	—	—	—

VILLE SIREN D #5
 Acquired from Hartford for Pat Bourque, Nov. 1984. Traded with Steve Gossau to Vancouver for Scott Baumer and Gord Dineen, Dec. 1988.

1984-88	GP	G	A	PTS	PIM
Reg. Season	187	10	45	55	144
Playoffs	—	—	—	—	—

PAVEL SKRBEK D #46
 Selected in second round of Entry Draft (Rochester, CCHA), June 1996. Traded to Nashville for Rob Baughman, Mar. 2000.

1998-99	GP	G	A	PTS	PIM
Reg. Season	4	0	0	0	2
Playoffs	—	—	—	—	—

PETER SKUDRA G #1
 Signed as a free agent, Sept. 1997.

1997-2000	GP	G	A	PTS	PIM
Reg. Season	74	0	0	0	0
Playoffs	1	0	0	0	0

JOHN SLANEY D #32
 Signed as a free agent, Sept. 1999.

1999-2000	GP	G	A	PTS	PIM
Reg. Season	29	1	4	5	10
Playoffs	2	1	0	1	2

JIRI SI FGR D #71
 Rights acquired from Edmonton for third round choice in 1988 Entry Draft, Aug. 1997.

1997-2000	GP	G	A	PTS	PIM
Reg. Season	210	19	52	71	278
Playoffs	29	3	10	13	33

AL SMITH G #29
 Drafted from Toronto, June 1988. Selected by Detroit in third round of Entry Draft, June 1997.

1989-97	GP	G	A	PTS	PIM
Reg. Season	93	0	0	0	61
Playoffs	3	0	0	0	0

DOUG SMITH C #15
 Acquired from Vancouver for Rob, Feb. 1999. Released June 1999.

1990	GP	G	A	PTS	PIM
Reg. Season	10	1	1	2	25
Playoffs	—	—	—	—	—

BRYAN SMO: INSKI C #8/20
 Acquired with Glen Murray and a third round pick in 1996 Entry Draft from Boston for Shawn McEachern and Kevin Stevens, Aug. 1995. Traded to NY Rangers for Darius Kazianka and Andreas Johansson, Nov. 1996.

1995-96	GP	G	A	PTS	PIM
Reg. Season	81	24	40	64	69
Playoffs	18	5	4	9	10

RON SNELL RW #14/16
 Selected in second round of Entry Draft (Regina, WCHL), June 1968. Sold to Healey (AHL), June 1973.

1968-70	GP	G	A	PTS	PIM
Reg. Season	7	3	2	5	6
Playoffs	—	—	—	—	—

TED SNELL RW #10
 Signed as a free agent, Oct. 1973. Selected by Kansas City in Expansion Draft, June 1974.

1973-74	GP	G	A	PTS	PIM
Reg. Season	55	4	12	16	8
Playoffs	—	—	—	—	—

MARTIN SONNENBERG LW #12
 Signed as a free agent, Oct. 1998.

1998-2000	GP	G	A	PTS	PIM
Reg. Season	58	2	3	5	19
Playoffs	7	0	0	0	0

BILLY SPEER D #17
 Signed from Cleveland (AHL), Sept. 1966. Selected by Boston in first league draft, June 1968.

1967-69	GP	G	A	PTS	PIM
Reg. Season	102	4	17	21	71
Playoffs	—	—	—	—	—

BRIAN SPENCER LW #22
 Acquired from Buffalo for Ron Stokich, Sept. 1977. Loaned to Birmingham (AHL), Oct. 1978.

1977-78	GP	G	A	PTS	PIM
Reg. Season	86	9	11	20	81
Playoffs	—	—	—	—	—

RON STACKHOUSE D #3
 Acquired from Detroit for Jim Rutherford and Jack Johnson, Jan. 1974. Traded Nov. 1982.

1973-82	GP	G	A	PTS	PIM
Reg. Season	621	66	277	343	547
Playoffs	32	5	8	13	38

PAUL STANTON D #27/23
 Selected in eighth round of Entry Draft (Catholic Memorial HS, Boston), June 1985.

1990-93	GP	G	A	PTS	PIM
Reg. Season	206	11	38	49	199
Playoffs	41	2	10	12	66

MIKE STAPLETON C #26
 Signed as a free agent, Sept. 1992. Claimed on waivers by Edmonton, Feb. 1994.

1992-94	GP	G	A	PTS	PIM
Reg. Season	136	11	13	24	28
Playoffs	4	0	0	0	0

KEVIN STEVENS LW #25
 Rights acquired from Los Angeles for Andrew Halonen, Sept. 1983. Traded to Boston with Shawn McEachern for Bryan Smolinski, Glen Murray and a third round choice in 1996 Entry Draft, Aug. 1995.

1987-95	GP	G	A	PTS	PIM
Reg. Season	458	251	276	527	966
Playoffs	86	43	57	100	150

BOB STEWART D #8
 Acquired from St. Louis for Bob Chapman, Nov. 1979. Released Nov. 1980.

1979-80	GP	G	A	PTS	PIM
Reg. Season	65	3	7	10	52
Playoffs	5	1	1	2	2

JOHN STEWART LW #20/23/25
 Selected in second round of Entry Draft (Proton, WCHL), June 1970. Selected by Atlanta in Expansion Draft, June 1972.

1970-72	GP	G	A	PTS	PIM
Reg. Season	40	4	9	13	32
Playoffs	—	—	—	—	—

ANDRE ST. LAURENT C #34
 Selected from Los Angeles or waivers, Sept. 1982. Traded to Detroit for future considerations, Oct. 1983.

1982-83	GP	G	A	PTS	PIM
Reg. Season	96	23	14	37	130
Playoffs	5	2	1	3	8

ALEK STOJANOV LW #11/25
 Acquired from Vancouver for Marko Niskanen, Mar. 1996. Released July 1998.
 1996-98 GP G A PTS PIM
 Reg. Season 45 2 1 6 86
 Playoffs 9 0 0 0 19

BLAINE STOUGHTON RW #12
 Selected in first round of Entry Draft (from Penn. WOHL), May 1973. Traded with first round choice in 1977 Entry Draft to Toronto for Rick Kinnear, Sept. 1974.
 1973-74 GP G A PTS PIM
 Reg. Season 34 5 6 11 8
 Playoffs — — — — —

MARTIN STRAKA C #82
 Selected in first round of Entry Draft (Slovakia, Czech), June 1992. Traded to Ottawa for Norm Maciver and Troy Murray, Apr. 1995. Signed as a Free agent, Aug. 1997.
 1992-95/97-2000 GP G A PTS PIM
 Reg. Season 383 111 169 280 149
 Playoffs 47 14 9 33 22

ART STRATTON LW #7
 Selected from Chicago in Expansion Draft, June 1967. Purchased by Philadelphia to complete and earlier trade in which Philadelphia received Wayne Hicks, Mar. 1968.
 1967-68 GP G A PTS PIM
 Reg. Season 58 16 21 37 16
 Playoffs — — — — —

BOB STUMPF D #29
 Acquired from St. Louis for Bernie Labrecque, Jan. 1975. Loaned to Hershey (AHL), Oct. 1975.
 1975 GP G A PTS PIM
 Reg. Season 3 0 0 0 0
 Playoffs — — — — —

RICH SUTTER RW #9/73
 Selected in first round of Entry Draft (Lethbridge WHL), June 1982. Traded with a second round choice in 1984 Entry Draft to Philadelphia for Andy Buckley, Mark Taylor, Ron Flockhart and a first and third round choice in 1984 Entry Draft, Oct. 1983.
 1982-84 GP G A PTS PIM
 Reg. Season 9 0 0 0 0
 Playoffs — — — — —

GARY SWAIN LW #24
 Selected in first round of Entry Draft (Nagya Falls OHA), June 1968. Released June 1997.
 1968-69 GP G A PTS PIM
 Reg. Season 9 1 1 2 0
 Playoffs — — — — —

GEROGE SWARRBRICK RW #10/15/20/23
 Acquired with Bryan Watson and Tracy Pratt from Oakland for Earl Bergstedt, Gene Litvack and Doc Hotel, Jan. 1969. Traded to Philadelphia for Tony Bell, June 1970.
 1969-70 GP G A PTS PIM
 Reg. Season 31 1 7 8 36
 Playoffs — — — — —

RICK TABARACCI G #31
 Selected in second round of Entry Draft (Cincinnati OHL), June 1987. Traded with Rudy Conway and Dave Malwan to Winnipeg for Jim Kyle, Andrew McBean and Rudy Gernert, June 1988.
 1988-89 GP G A PTS PIM
 Reg. Season 1 0 0 0 2
 Playoffs — — — — —

PETER TACLIANETTI D #32
 Acquired with Larry Murphy from Minnesota for Jim Johnson and Chris Chabot, Dec. 1990. Selected by Tampa Bay in Expansion Draft, June 1992. Acquired from Tampa Bay for a third round choice in 1993 Entry Draft, Mar. 1993. Released July 1995.
 1990-92/93-95 GP G A PTS PIM
 Reg. Season 167 7 28 35 338
 Playoffs 39 1 7 8 83

DAI FTAI LON D #1/19
 Acquired from Chicago for a second round choice in 1980 Entry Draft, Oct. 1978. Released June 1990.
 1988-89 GP G A PTS PIM
 Reg. Season 95 10 33 43 53
 Playoffs 4 0 0 0 4

CHRISTAMER D #2
 Selected in fourth round of Entry Draft (U. of Michigan CCHA), June 1990. Traded to NY Rangers with Petr Nedved and Scott Pronger for Alex Kovalev and Terry York, Nov. 1998.
 1993-98 GP G A PTS PIM
 Reg. Season 242 8 21 29 556
 Playoffs 37 0 8 8 52

TONY TANTI RW #9
 Acquired with Rod Bakula and Barry Pederson from Vancouver for Devin Caputo and Andrew Miller and Dan Quinn, Jan. 1990. Traded to Buffalo for Ken Penning, Mar. 1991.
 1990-91 GP G A PTS PIM
 Reg. Season 83 20 30 50 66
 Playoffs — — — — —

BOB TAYLOR G #30
 Acquired with Ed Van Impe from Philadelphia for Gary Knox, Mar. 1975. Released June 1976.
 1975 GP G A PTS PIM
 Reg. Season 2 0 0 0 0
 Playoffs — — — — —

MARK TAYLOR C #16
 Acquired with Ron Flockhart, Andy Brown and a first and third round choice in 1984 Entry Draft from Philadelphia for Ron Sutter and a second and third round choice in 1984 Entry Draft, Oct. 1983. Traded to Washington for Jim McGeorge, Mar. 1985.
 1983-85 GP G A PTS PIM
 Reg. Season 106 31 41 72 43
 Playoffs — — — — —

GREG TEBBULT D #34
 Signed as a Free agent, July 1983. Released July 1985.
 1983-84 GP G A PTS PIM
 Reg. Season 14 1 8 9 16
 Playoffs — — — — —

ERROL THOMPSON LW #6
 Acquired from Detroit for Gary McAdam, Jan. 1981. Released Nov. 1982.
 1981-82 GP G A PTS PIM
 Reg. Season 34 6 8 14 12
 Playoffs — — — — —

TOM THORBURN D #34
 Selected in third round of Entry Draft (Nagya Falls OHL), June 1981. Traded to Quebec for Brian Fox, Dec. 1986.
 1983-84 GP G A PTS PIM
 Reg. Season 14 1 8 9 16
 Playoffs — — — — —

DAVE TIPPET LW/C #14
 Signed as a Free agent, Aug. 1992. Released June 1994.
 1992-93 GP G A PTS PIM
 Reg. Season 74 6 19 23 56
 Playoffs 12 1 4 5 14

GERMAN TITOV LW #31/9
 Acquired with Todd Vanfleteren from Calgary for Ken Wregget and Dave Roche, June 1998. Traded to Edmonton for Jere Benisek, Mar. 2000.
 1998-2000 GP G A PTS PIM
 Reg. Season 135 28 70 98 68
 Playoffs 11 3 5 8 4

RICK TOGCHET RW #92/22
 Acquired with Kari Samuelson, Ken Wregget and a conditional draft pick from Philadelphia for Mark Recchi, Brian Borsari and Lou Angello's first round pick in 1997 Entry Draft, Feb. 1992. Traded to Los Angeles with Peter Sabatini's second round choice in 1993 Entry Draft for Lou Rotblatt, July 1994.
 1992-94 GP G A PTS PIM
 Reg. Season 150 76 103 179 435
 Playoffs 32 15 22 37 68

TIM TOOKEY C #11
 Signed as a Free agent, Sept. 1983. Signed as a free agent by Philadelphia, July 1985.
 1983-84 GP G A PTS PIM
 Reg. Season 8 0 2 2 2
 Playoffs — — — — —

DAN TREBIL D #3
 Acquired from Anaheim for Ken Raudenbush in 2000 Entry Draft, Mar. 2000. Signed by NY Islanders as a Free agent, July 2000.
 2000 GP G A PTS PIM
 Reg. Season 3 1 0 1 0
 Playoffs — — — — —

VINCENT TREMBLAY G #31
 Acquired with Rocky Sigurdson from Toronto for Nick Ricci and Pat Graham, Aug. 1993. Released July 1994.
 1983-84 GP G A PTS PIM
 Reg. Season 4 0 0 0 2
 Playoffs — — — — —

BRYAN TROTTER C #19
 Signed as a free agent, July 1990. Released Aug. 1992. Signed as a free agent, June 1993. Released Aug. 1994.
 1990-92/93-94 GP G A PTS PIM
 Reg. Season 156 24 48 72 114
 Playoffs 46 7 7 14 57

RON TUGNIJT G #31
Acquired from Ottawa with Jere LeDuc for Tom Barrow, Mar. 2000. Signed as a free agent by Columbus, May 2000.

2000	GP	G	A	PTS	PIM
Reg. Season	7	0	0	0	0
Playoffs	1	0	0	0	2

IAN TURNBULL D #7
Signed as a free agent, Oct. 1982. Released July 1993.

1982-83	GP	G	A	PTS	PIM
Reg. Season	7	0	0	0	4
Playoffs	---	---	---	---	---

GFNE LUBRICO LW/C #11
Acquired from Ilesha (AHL) for G. Gilbert, Oct. 1967. Traded with Earl Ingarrikas and Dick Miracis to Oakland for George Szwedrik, Bruce Wilson and Tracy Pratt, Jan. 1969.

1967-69	GP	G	A	PTS	PIM
Reg. Season	14	33	26	59	30
Playoffs	---	---	---	---	---

GARRY VALK LW #26/8/18
Acquired from Anaheim for J. Dineen, Feb. 1967. Signed as a free agent by Toronto, Oct. 1996.

1997-98	GP	G	A	PTS	PIM
Reg. Season	56	5	5	10	58
Playoffs	---	---	---	---	---

WAYNE VAN DORP LW #22
Acquired with Paul Coffey and Dave Hunter from Edmonton for Craig Simpson, Chris Joseph, Dave Hanson and Moe March, Nov. 1987. Traded to Buffalo for future considerations, Sept. 1988.

1987-88	GP	G	A	PTS	PIM
Reg. Season	25	1	3	4	75
Playoffs	---	---	---	---	---

ED VAN IMPE D #2
Acquired with Bobby Taylor from Philadelphia for Gary Irvine, Mar. 1976. Released July 1977.

1976-77	GP	G	A	PTS	PIM
Reg. Season	22	0	8	8	22
Playoffs	3	0	1	1	2

BRYAN WATSON D #5
Acquired with George Szwedrik and Tracy Pratt from Oakland for Earl Ingarrikas, Gene Usaturo and Dick Matulis, Jan. 1969. Traded with Craig Polk and a second round choice in 1974 Entry Draft to St. Louis for Steve Durbani, Al DeMarco and Bob Kelly, Jan. 1974.

1969-74	GP	G	A	PTS	PIM
Reg. Season	303	8	57	65	871
Playoffs	4	0	0	0	38

WALLY WEIR D #23
Selected from Hamilton in Waiver Draft, Mar. 1985. Released July 1985.

1985	GP	G	A	PTS	PIM
Reg. Season	14	0	3	3	34
Playoffs	---	---	---	---	---

CHRIS WELLS C #12
Selected in first round of Entry Draft (Seattle WHL), June 1991. Traded to Florida for Stu Barnes and Jason Whalley, Nov. 1996.

1995-96	GP	G	A	PTS	PIM
Reg. Season	54	2	7	4	59
Playoffs	---	---	---	---	---

BRAD WERENKA D #5
Signed as a free agent, July 1997. Traded to Calgary for Rene Corbet and Mar Moss, Mar. 2000.

1997-2000	GP	G	A	PTS	PIM
Reg. Season	213	12	4	53	208
Playoffs	9	2	3	14	---

JIM WILLY C #8
Signed as a free agent, June 1972. Selected by Vancouver in Pro League Draft, June 1974.

1977-98	GP	G	A	PTS	PIM
Reg. Season	56	5	5	10	58
Playoffs	---	---	---	---	---

BARRY WILKINS D #5
Acquired from Vancouver for Al DeMarco, Nov. 1974. Signed as a free agent by Edmonton (AHL), Sept. 1976.

1974-76	GP	G	A	PTS	PIM
Reg. Season	133	5	56	61	203
Playoffs	6	0	1	1	4

NEIL WILKINSON D #6
Acquired from Winnipeg for Norm Macdonald, Dec. 1995. Retired Nov. 1999.

1995-99	GP	G	A	PTS	PIM
Reg. Season	122	4	14	18	169
Playoffs	20	0	1	1	18

DUNC WILSON G #29
Acquired from NY Rangers for a fourth round choice in 1978 Entry Draft, Oct. 1976. Purchased by Vancouver, Nov. 1978.

1976-78	GP	G	A	PTS	PIM
Reg. Season	66	0	2	2	21
Playoffs	---	---	---	---	---

MITCH WILSON C #33
Signed as a free agent, July 1996. Released Jan. 1991.

1986-87	GP	G	A	PTS	PIM
Reg. Season	17	2	1	3	83
Playoffs	---	---	---	---	---

BENJIE H WOLF D #36/16
Selected in third round of Entry Draft (Kitchener CWHL), Aug. 1979. Released July 1985.

1980-83	GP	G	A	PTS	PIM
Reg. Season	30	0	1	1	133
Playoffs	---	---	---	---	---

JASON WOOLLEY D #22
Acquired with Stu Barnes from Florida for Chris Wells, Nov. 1996. Traded to Buffalo for a fifth round choice in 1998 Entry Draft, Sept. 1997.

1996-97	GP	G	A	PTS	PIM
Reg. Season	57	6	30	36	28
Playoffs	5	0	3	3	0

BOB WOYTOWICH D #32/20
Acquired from Minnesota for a first round choice in 1972 Entry Draft, Oct. 1968. Traded to Los Angeles for Al DeMarco, June 1977.

1968-77	GP	G	A	PTS	PIM
Reg. Season	248	22	71	93	151
Playoffs	10	1	2	3	2

KEN WREGGET D #31
Acquired with Rick Tocchet, Kell Sorenson and a conditional draft pick from Philadelphia for Mark Recchi, Brian Brann and Lou Angello, first round choice in 1992 Entry Draft, Feb. 1992. Traded with Dave Roche to Calgary for German Titov and Todd Lufkin, June 1996.

1992-98	GP	G	A	PTS	PIM
Reg. Season	212	0	5	5	50
Playoffs	26	0	1	1	9

TYLER WRIGHT C #29
Acquired from Edmonton for a seventh round choice in 1986 Entry Draft, June 1986. Claimed by Columbus in Expansion Draft, June 2000.

1986-2000	GP	G	A	PTS	PIM
Reg. Season	238	17	16	33	317
Playoffs	11	3	1	4	17

HARRY YORK C #32
Acquired with Alton Zeveloff from NY Rangers for Petr Nedved, Chris Tanner and Sean Pronger, Nov. 1998. Acquired off waiver by Vancouver, Dec. 1998.

1998	GP	G	A	PTS	PIM
Reg. Season	7	0	0	0	0
Playoffs	---	---	---	---	---

SCOTT YOUNG RW/LW #6/34
Acquired from Hartford for Rob Brown, Dec. 1990. Rights traded to Quebec for Brian Rogers, Apr. 1997.

1990-91	GP	G	A	PTS	PIM
Reg. Season	43	11	16	27	33
Playoffs	17	1	6	7	2

WARREN YOUNG LW #11/35
Signed as a free agent, Aug. 1983. Signed by Detroit as a free agent, Jan. 1985. Purchased from Detroit, Oct. 1986. Sold to Detroit, May 1987. Signed as a free agent, Sept. 1987. Released July 1988.

1983-85/86-88	GP	G	A	PTS	PIM
Reg. Season	152	49	52	101	313
Playoffs	---	---	---	---	---

WENDELL YOUNG G #1
Signed as a free agent, June 1990. Selected by Buffalo in Pro League Draft, June 1974.

1990-91	GP	G	A	PTS	PIM
Reg. Season	111	0	7	7	14
Playoffs	1	0	0	0	0

ROD ZAINE C #24
Purchased from Baltimore (AHL), June 1975. Selected by Buffalo in Pro League Draft, June 1974.

1970-71	GP	G	A	PTS	PIM
Reg. Season	37	8	5	13	21
Playoffs	---	---	---	---	---

ZARLEY ZALAPSKI D #33

Selected in first round of Entry Draft (Canadian Hitman, Team), June 1986. Traded with John Culver and Jeff Parker to Hartford for Ron Francis, Cliff Samuelson and Craig Jennings, Mar. 1991.

1987-91	GP	G	A	PTS	PIM
Reg. Season	190	33	102	135	160
Playoffs	11	1	8	9	13

RICHARD ZEMIAK RW #18

Acquired from Minnesota for rights to Rob Gaudreau, Nov. 1988. Released July 1990.

1988-90	GP	G	A	PTS	PIM
Reg. Season	50	1	5	6	178
Playoffs	1	0	0	0	10

SERGE ZUBOV D #3/6

Acquired with Petr Nedved from NY Rangers for Luc Robitaille and Ulf Samuelson, Aug. 1995. Traded to Daley for Koen Haberer, June 1996.

1995-96	GP	G	A	PTS	PIM
Reg. Season	64	11	55	66	22
Playoffs	18	1	4	15	26

BEST HOMESTANDS

TWO GAMES (2-0-0)
74 times (last time - Nov. 23-26, 1999)
THREE GAMES (3-0-0)
13 times (last time - Dec. 9-14, 2000)
FOUR GAMES (4-0-0)
Feb. 15-21, 1975; Jan. 30-Feb. 6, 1988; Nov. 22-29, 1998
FIVE GAMES (5-0-0)
Feb. 2-11, 1999

BEST ROAD TRIPS

TWO GAMES (2-0-0)
14 times (last time - Oct. 10-14, 1998)
THREE GAMES (3-0-0)
Mar. 26-30, 1968; Oct. 13-17, 1971; Jan. 20-25, 1995
FOUR GAMES (4-0-0)
Jan. 16-23, 1988

HISTORY

PITTSBURGH PENGUINS ALL-TIME GOALTENDERS

NAME	GP	MP	GA	ENG	SO	GAA	W	L	T	SAVES	SV%
Ron Tugnutt	7	374	15	0	0	2.41	4	2	0	182	.924
J. S. AUBIN	68	3545	148	3	4	2.50	27	24	9	1548	.913
Philippe DeRouville	3	119	5	1	0	2.52	1	1	0	60	.923
Roy Edwards	15	847	36	2	0	2.55	2	8	4	355	.908
Peter Skudra	74	3687	163	10	4	2.65	26	22	11	1374	.894
Hank Bassen	25	1299	62	2	1	2.86	7	10	3	616	.909
Patrick Lalime	39	2058	101	3	3	2.94	21	12	2	1065	.913
Mary Edwards	1	60	3	0	0	3.00	0	1	0	30	.909
Al Smith	91	5027	257	2	4	3.07	24	42	17	2777	.899
Les Binkley	196	11046	575	8	11	3.12	58	94	34	5022	.897
Jim Rutherford	115	6252	327	6	4	3.14	44	49	14	2915	.899
Joe Daley	38	2143	113	4	2	3.16	11	18	6	1094	.906
Tom Barrasso	458	25879	1409	34	22	3.27	226	153	53	12070	.895
Ken Wregget	212	11737	644	17	6	3.29	104	67	21	5640	.898
Gary Innes	100	5366	299	6	2	3.34	39	37	13	2591	.897
Dunc Wilson	66	3807	224	1	5	3.53	23	30	11	1750	.887
Michel Plasse	75	4190	251	1	2	3.59	33	24	14	2013	.889
Pat Riggin	39	2157	131	1	0	3.64	15	14	7	916	.868
Gilles Meloche	104	5726	348	10	0	3.65	34	43	17	2491	.865
Gary Edwards	6	360	22	0	1	3.67	3	2	1	171	.886
Steve Guenette	32	1779	110	2	1	3.71	17	15	0	832	.883
Cam Newton	16	814	51	2	0	3.76	4	7	1	360	.876
Andy Brown	45	2476	156	0	1	3.78	16	20	6	1126	.878
Greg Millen	135	7839	501	10	4	3.83	57	56	18	3482	.874
Denis Herron	290	16105	1040	22	6	3.87	88	133	44	8072	.886
Roberto Romano	125	7051	465	9	4	3.96	46	62	8	3407	.880
Rob Dopson	2	45	3	0	0	4.00	0	0	0	20	.870
Rob Holland	44	2513	171	4	1	4.08	11	22	9	1060	.861
Frank Pietrangolo	87	4476	308	2	1	4.13	34	32	3	2125	.873
Wendell Young	111	5576	385	9	1	4.14	42	47	5	2710	.876
Michel Dion	151	8477	605	22	0	4.28	42	79	20	3998	.855
Nick Ricci	19	1087	79	4	0	4.36	7	12	0	474	.857
Bob Johnson	12	476	40	0	0	5.04	3	4	1	237	.856
Alain Chevrier	3	166	14	0	0	5.06	1	2	0	75	.843
Bob Taylor	2	78	7	1	0	5.38	0	1	0	41	.837
Paul Hanson	13	700	64	1	0	5.49	3	7	0	288	.816
Gordie Laxton	17	800	74	2	0	5.55	4	9	0	359	.829
Vincent Tremblay	4	240	24	1	0	6.00	0	4	0	117	.830
Brian Ford	8	457	48	0	0	6.30	2	6	0	248	.838
Rick Tabaracci	1	33	4	0	0	7.27	0	0	0	17	.810
Paul Hoganson	2	57	7	0	0	7.37	0	1	0	21	.750
Greg Redquest	1	13	3	0	0	13.85	0	0	0	2	.400
TOTALS	2604	157139	9496	202	92	3.63	1079	1173	352	73726	.886

COACHES YEARLY RECORDS

YEAR	COACH	GP	W	L	T	PTS	GF	GA	PCT
1967-68	Red Sullivan	74	27	34	13	67	195	216	.453
	Home	37	15	12	10	40	115	101	.541
	Away	37	12	22	3	27	80	115	.365
Fifth in Western Division - 10th of 12 teams - Did not make playoffs									
1968-69	Red Sullivan	76	20	45	11	51	189	252	.336
	Home	38	12	20	6	30	99	113	.395
	Away	38	8	25	5	21	90	139	.276
Fifth in Western Division - 11th of 12 teams - Did not make playoffs									
1969-70	Red Kelly	76	26	38	12	64	182	238	.421
	Home	38	17	13	8	42	105	108	.553
	Away	38	9	25	4	22	77	130	.289
Second in Western Division - 7th of 12 teams - Eliminated Oakland, 4-0, in Quarterfinals; Lost to St. Louis, 4-2, in Semifinals									
1970-71	Red Kelly	78	21	37	20	62	221	240	.397
	Home	39	18	12	9	45	126	92	.576
	Away	39	3	25	11	17	95	148	.218
Sixth in Western Division - 11th of 14 teams - Did not make playoffs									
1971-72	Red Kelly	78	26	38	14	66	220	258	.423
	Home	39	18	15	6	42	132	125	.538
	Away	39	8	23	8	24	88	133	.308
Fourth in Western Division - 9th of 14 teams - Lost to Chicago, 4-0 in Quarterfinals									
1972-73	TOTAL	78	32	37	9	73	257	265	.468
	Red Kelly	42	17	19	6	40	144	137	.476
	Ken Schinkel	36	15	18	3	33	113	128	.458
	Home	39	24	11	4	52	150	104	.667
	Away	39	9	26	5	21	107	161	.269
Ken Schinkel replaced Red Kelly on Jan. 13, 1973 - Fifth in Western Division - 10th of 16 teams - Did not make playoffs									
1973-74	TOTAL	78	28	41	9	65	242	273	.417
	Ken Schinkel	50	14	31	5	33	138	185	.330
	Marc Boileau	28	14	10	4	32	104	88	.571
	Home	39	15	18	6	36	124	116	.462
	Away	39	13	23	3	29	118	157	.371
Marc Boileau replaced Ken Schinkel on Feb. 6, 1974 - Fifth in Western Division - 11th of 16 teams - Did not make playoffs									
1974-75	Marc Boileau	80	37	28	15	89	326	289	.556
	Home	40	25	5	10	60	192	113	.750
	Away	40	12	23	5	29	134	176	.363
Third in Norris Division - 6th of 18 teams - Eliminated St. Louis, 2-0, in Preliminary Round; Lost to NY Islanders, 4-3, in Quarterfinals									
1975-76	TOTAL	80	35	33	12	82	339	303	.513
	Marc Boileau	43	15	23	5	35	161	181	.407
	Ken Schinkel	37	20	10	7	47	178	122	.635
	Home	40	23	11	6	52	196	137	.650
	Away	40	12	22	6	30	143	166	.375
Ken Schinkel replaced Marc Boileau on Jan. 17, 1976 - Third in Norris Division - 8th of 18 teams - Lost to Toronto, 2-1, in Preliminary Round									
1976-77	Ken Schinkel	80	34	33	13	81	240	252	.506
	Home	40	22	12	6	50	139	119	.625
	Away	40	12	21	7	31	101	133	.386
	Third in Norris Division - 7th of 19 teams - Lost to Toronto, 2-1, in Preliminary Round								
1977-78	Johnny Wilson	80	25	37	18	68	254	321	.425
	Home	40	16	15	9	41	143	147	.513
	Away	40	9	22	9	27	111	174	.338
Fourth in Norris Division - 12th of 18 teams - Did not make playoffs									
1978-79	Johnny Wilson	80	36	31	13	85	281	279	.531
	Home	40	23	12	5	51	152	120	.638
	Away	40	13	19	8	34	129	159	.425
Second in Norris Division - 8th of 18 teams - Eliminated Buffalo, 2-1, in Preliminary Round; Lost to Boston, 4-0, in Quarterfinals									
1979-80	Johnny Wilson	80	30	37	13	73	251	303	.456
	Home	40	20	13	7	47	145	134	.588
	Away	40	10	24	6	26	106	169	.325
Third in Norris Division - 13th of 21 teams - Lost to Boston, 3-2, in Preliminary Round									
1980-81	Ed Johnston	80	30	37	13	73	302	345	.456
	Home	40	21	16	3	45	160	154	.563
	Away	40	9	21	10	28	142	191	.350
Third in Norris Division - 15th of 21 teams - Lost to St. Louis, 3-2, in Preliminary Round									
1981-82	Ed Johnston	80	31	36	13	75	310	337	.469
	Home	40	21	11	8	50	167	143	.625
	Away	40	10	25	5	25	143	194	.313
Fourth in Patrick Division - 12th of 21 teams - Lost to NY Islanders, 3-2, in Preliminary Round									
1982-83	Ed Johnston	80	18	53	9	45	257	394	.281
	Home	40	14	22	4	32	134	170	.400
	Away	40	4	31	5	13	123	224	.163
Sixth in Patrick Division - 21st of 21 teams - Did not make playoffs									
1983-84	Lou Angotti	80	16	58	6	38	254	390	.238
	Home	40	7	29	4	18	132	182	.225
	Away	40	9	29	2	20	122	208	.250
Sixth in Patrick Division - 21st of 21 teams - Did not make playoffs									
1984-85	Bob Berry	80	24	51	5	53	276	385	.331
	Home	40	17	20	3	37	150	171	.463
	Away	40	7	31	2	16	126	214	.200
Sixth in Patrick Division - 20th of 21 teams - Did not make playoffs									
1985-86	Bob Berry	80	34	38	8	76	313	305	.475
	Home	40	20	15	5	45	155	133	.563
	Away	40	14	23	3	31	158	172	.388
Fifth in Patrick Division - 15th of 21 teams - Did not make playoffs									
1986-87	Bob Berry	80	30	38	12	72	297	290	.450
	Home	40	19	15	6	44	164	145	.550
	Away	40	11	23	6	28	133	145	.350
Fifth in Patrick Division - 14th of 21 teams - Did not make playoffs									

YEAR	COACH	GP	W	L	T	PTS	GF	GA	PCT
1987-88	Pierre Cresmer	80	36	35	9	81	319	316	.506
	Home	40	22	12	6	50	171	140	.625
	Away	40	14	23	3	31	148	176	.388
Sixth in Patrick Division - 12th of 21 teams - Did not make playoffs									
1988-89	Gene Ubricco	80	40	33	7	87	347	349	.544
	Home	40	24	13	3	51	185	159	.638
	Away	40	16	20	4	36	163	190	.450
Second in Patrick Division - 6th of 21 teams - Eliminated NY Rangers, 4-0, in Division Semifinals; Lost at Philadelphia, 4-3, in Division Finals									
1989-90	TOTAL	80	32	40	8	72	318	359	.450
	Gene Ubricco	26	10	14	2	22	101	110	.423
	Craig Patrick	54	22	26	6	50	217	249	.462
	Home	40	22	15	3	47	178	166	.588
Away	40	10	25	5	25	140	193	.313	
Craig Patrick replaced Gene Ubricco on Dec. 5, 1989 - Fifth in Patrick Division - 17th of 21 teams - Did not make playoffs									
1990-91	Bob Johnson	80	41	33	6	88	342	305	.550
	Home	40	25	12	3	53	184	132	.663
	Away	40	16	21	3	35	158	173	.438
First in Patrick Division - 7th of 21 teams - Eliminated NJ, 4-3, in Division Semifinals; Eliminated Washington, 4-1, in Conference Finals; Eliminated Boston, 4-2, in Conference Finals; Defeated Minnesota, 4-2, in Stanley Cup Finals									
1991-92	Scott Bowman	80	39	32	9	87	343	308	.544
	Home	40	21	13	6	48	192	154	.460
	Away	40	18	19	3	39	151	154	.400
Third in Patrick Division - 6th of 22 teams - Eliminated Washington, 4-3, in Division Semifinals; Eliminated NY Rangers, 4-2, in Division Finals; Eliminated Boston, 4-0, in Conference Finals; Defeated Chicago, 4-0, in Stanley Cup Finals									
1992-93	Scott Bowman	84	56	21	7	119	367	268	.708
	Home	41	31	6	4	66	198	128	.805
	Away	41	23	15	3	49	159	136	.598
	Neutral	2	2	0	0	4	10	4	1.000
First in Patrick Division - 1st of 24 teams - Eliminated New Jersey, 4-1, in Division Semifinals; Lost to NY Islanders, 4-3, in Division Finals									
1993-94	Ed Johnston	84	44	27	13	101	299	285	.601
	Home	41	24	9	8	56	155	128	.683
	Away	41	18	18	5	41	132	153	.500
	Neutral	2	2	0	0	4	12	4	1.000
First in Northeast Division - 3rd of 26 teams - Lost to Washington, 4-2, in Conference Quarterfinals									
1994-95	Ed Johnston	48	29	16	3	61	181	158	.635
	Home	24	18	5	1	37	103	71	.771
	Away	24	11	11	2	24	78	87	.500
Second in Northeast Division - 3rd of 26 teams - Eliminated Washington, 4-3, in Conference Quarterfinals; Lost to New Jersey, 4-1, in Conference Semifinals									
1995-96	Ed Johnston	82	49	29	4	102	362	284	.622
	Home	41	32	9	0	64	215	136	.780
	Away	41	17	20	4	38	147	148	.463
First in Northeast Division - 4th of 26 teams - Eliminated Washington, 4-2, in Conference Quarterfinals; Eliminated NY Rangers, 4-1, in Conference Semifinals; Lost to Florida, 4-3, in Conference Finals									
1996-97	TOTALS	82	38	36	8	84	285	280	.512
	Ed Johnston	62	31	26	5	67	220	205	.540
	Craig Patrick	20	7	10	3	17	65	75	.425
	Home	41	25	11	5	55	154	122	.671
	Away	41	13	25	3	29	131	158	.254
Craig Patrick replaced Ed Johnston on March 3, 1997 - Second in Northeast Division - 10th of 26 teams - Lost to Philadelphia, 4-1, in Conference Quarterfinals									
1997-98	Kevin Constantine	82	40	24	18	98	228	188	.598
	Home	41	21	10	10	52	125	98	.634
	Away	41	19	14	8	46	103	90	.561
First in Northeast Division - 4th of 26 teams - Lost to Montreal, 4-2, in Conference Quarterfinals									
1998-99	Kevin Constantine	82	38	30	14	90	242	225	.555
	Home	41	21	10	10	52	132	103	.634
	Away	41	17	20	4	38	110	122	.463
Third in Atlantic Division - 11th of 27 teams - Eliminated New Jersey, 4-3, in Conference Quarterfinals; Lost to Toronto, 4-2, in Conference Semifinals									
1999-2000	TOTALS	82	37	37	8 (6)	88	241	236	.537
	Kevin Constantine	25	8	14	3 (4)	23	76	76	.460
	Herb Brooks	57	29	23	5 (2)	65	165	160	.370
	Home	41	23	11	7 (0)	53	134	107	.646
	Away	41	14	26	1 (6)	35	107	129	.427
	Herb Brooks replaced Kevin Constantine on December 9, 1999 - Third in Atlantic Division - 13th of 28 teams - Eliminated Washington, 4-1, in Conference Quarterfinals; Lost to Philadelphia, 4-2, in Conference Semifinals								

PENGUINS CAREER TOTALS

	GP	W	L	T	PTS	GF	GA	PCT
TOTALS	2604	1079	1173	352	2516	9080	9496	.482
Home	1300	676	433	191	1543	5006	4271	.593
Road	1300	399	740	161	965	4052	5217	.369
	4	4	0	0	8	22	8	1.000

CAREER COACHING RECORDS

GAMES COACHED	VICTORIES	WINNING PERCENTAGE
Ed Johnston	232	.628
Red Kelly	95	.570
Bob Berry	91	.520
Johnny Wilson	90	.517
Red Kelly	88	.514
Bob Berry	86	.508
Kevin Constantine	83	
Ken Schinkel		
Scott Bowman		
Ed Johnston	232	.628
Herb Brooks	95	.570
Bob Johnson	91	.520
Kevin Constantine	90	.517
Bob Berry	88	.514
Ken Schinkel	86	.508
Scott Bowman	83	

PITTSBURGH PENGUINS GENERAL MANAGERS

NAME	DATES	GP	W	L	T	RT	PTS	PCT
1. Jack Riley#	June 6, 1967 to May 1970	226	73	117	36	--	187	.403
2. Red Kelly	May 1970 to January 29, 1972	126	33	64	29	--	95	.377
3. Jack Riley#	January 29, 1972 to January 13, 1974	149	57	73	19	--	133	.446
4. Jack Button	January 13, 1974 to July 1975	117	54	44	19	--	127	.543
5. Wren Blair	July 1975 to December 3, 1976	105	44	44	17	--	105	.500
6. Baz Bastien	December 3, 1976 to March 15, 1983	527	193	218	86	--	472	.447
NOC GM	Mar. 16, 1983-Apr. 3, 1983	8	2	5	1	--	5	.313
7. Ed Johnston	May 27, 1983 to April 14, 1988	400	140	220	40	--	370	.400
8. Tony Esposito	April 14, 1988 to December 5, 1989	106	50	47	9	--	109	.514
9. Craig Patrick	December 5, 1989 to Present	840	433	311	96	6	962 (968)	.573 (.576)
	# - Jack Riley's Combined Record	375	130	190	55	--	315	.420

PITTSBURGH PENGUINS HEAD COACHES

NAME	DATES	GP	W	L	T	RT	PTS	PCT
1. Red Sullivan	June 6, 1967 to March 31, 1969	150	47	79	24	--	118	.393
2. Red Kelly	July 2, 1969 to January 13, 1973	274	90	132	52	--	232	.423
3. Ken Schinkel*	January 13, 1973 to February 6, 1974	86	29	49	8	--	66	.384
4. Marc Bolleau	February 6, 1974 to January 17, 1976	151	66	61	24	--	156	.517
5. Ken Schinkel*	January 17, 1976 to May 19, 1977	117	54	43	20	--	128	.547
6. Johnny Wilson	June 13, 1977 to May 8, 1980	240	91	105	44	--	226	.471
7. Ed Johnston**	July 15, 1980 to July 20, 1983	240	79	126	35	--	193	.402
8. Lou Angotti	July 20, 1983 to June 4, 1984	80	16	58	6	--	38	.238
9. Bob Berry	June 4, 1984 to April 13, 1987	240	88	127	25	--	201	.419
10. Pierre Cremer	June 4, 1987 to June 14, 1988	80	36	35	9	--	81	.506
11. Gene Ubriaco	June 28, 1988 to December 5, 1989	106	50	47	9	--	109	.514
12. Craig Patrick***	December 5, 1989 to June 12, 1990	54	22	26	6	--	50	.462
13. Bob Johnson	June 12, 1990 to October 1, 1991	80	41	33	6	--	88	.550
14. Scott Bowman	October 1, 1991 to May 28, 1993	164	95	53	16	--	206	.628
15. Ed Johnston**	June 27, 1993 to March 3, 1997	276	153	98	25	--	331	.599
16. Craig Patrick***	March 3, 1997 to April 26, 1997	20	7	10	3	--	17	.425
17. Kevin Constantine	June 14, 1997 to December 9, 1999	189	86	67	35	4	207 (211)	.501 (.511)
18. Herb Brooks	December 9, 1999 to May 9, 2000	57	29	24	5	2	63 (65)	.553 (.570)
	* - Ken Schinkel's combined record	203	83	92	28	--	194	.478
	** - Ed Johnston's combined record	516	232	224	60	--	574	.508
	*** - Craig Patrick's combined record	74	29	36	9	--	67	.453

PITTSBURGH PENGUINS CAPTAINS AND PRESIDENTS

1967-68	Ab McDonald	1967-70	Jack E. McGregor
1968-73	No Captain	1970-72	Jack Riley
1973-77	Ron Schock	1973-74	No President
1977-78	Jean Pronovost	1975-77	Wren Blair
1978-81	Orest Kindrachuk	1977-81	Vince Barimo
1981-84	Randy Carlyle	1981-88	Edward J. DeBartolo Sr.
1984-86	Mike Bullard	1988-91	Denise DeBartolo-York
1986-87	Mike Bullard and Terry Ruskowski	1991-93	Howard Baldwin
1987-88	Dan Frawley and Mario Lemieux	1993-96	Jack Kelley
1988-90	Mario Lemieux	1996-97	Donn Patton
1990-91	Mario Lemieux, Paul Coffey, John Cullen and Randy Hillier	1998-99	Craig Patrick
1991-94	Mario Lemieux	1999-Present	Mario Lemieux
1994-95	Ron Francis		
1995-97	Mario Lemieux		
1997-98	Ron Francis		
1998-2000	Jaromir Jagr		

PITTSBURGH PENGUINS SCOUTS

Edgar Brenchley (1967-70 & 1971-73), Rudy Migay (1967-68 & 1971-75), Ken Carson (1967-68), George "Red" Sullivan (1969-70), Dave Lucas (1969-75), Clare Rothenel (1969-75 & 1977-84), Ron Marlow (1971-72), Dick Coss (1971-72), Gerry Brown (1971-74), Jack Riley (1974-75), Ken Schinkel (1974-76), Gerald Blair (1976-77), Billy Taylor (1979-86), Albert Mandanick (1981-88), Lou Angotti (1984-86), Bruce Haralson (1984-89), John Gill (1985-86), Paul Goulet (1986-88), Doug Wood (1986-88), Fred Gore (1987-89), Greg Malone (1988-present), Les Binkley (1989-99), Charlie Hodge (1989-present), Doug McCauley (1989-91), Ralph Cox (1989-99), Gilles Meloche (1990-present), Pierre McGuire (1990-91), Mark Kelley (1993-present), Phil Russell (1993-97), Glenn Patrick (1994-present), Wayne Daniels (1999-present), Neil Shea (1999-present) Herb Brooks (1996-present)

MOST GAMES PLAYED

SEASON		
Larry Murphy	84	1993-94
Joe Mullen	84	1993-94
MARTIN STRAKA	84	1993-94
Ron Francis	84	1992-93
Shawn McEachern	84	1992-93
Kevin Stevens	83	1992-94
Larry Murphy	83	1992-93
ALEX BIKOVALEV	82	1999-2000
Rob Brown	82	1998-99
JAN HRODINA	82	1998-99
Tyler Wright	82	1997-98
JAROMIR JAGR	82	1995-96
Ron Francis	82	1993-94
Troy Loney	82	1992-93

CAREER	
Jean Pronovost	753
Mario Lemieux	745
JAROMIR JAGR	725
Rick Kehoe	722
Ron Steckhouse	621
Ron Schack	619
Dave Burrows	573
Bob Emey	572
Ron Francis	533
Troy Loney	532
Sy Apps	495
Greg Malone	495

MOST GOALS

SEASON		
Mario Lemieux	85	1988-89
Mario Lemieux	70	1987-88
Mario Lemieux	69	1992-93
Mario Lemieux	69	1995-96
JAROMIR JAGR	62	1995-96
Rick Kehoe	55	1980-81
Kevin Stevens	55	1992-93
Mario Lemieux	54	1986-87
Kevin Stevens	54	1991-92
Pierre Larouche	53	1975-76
Jean Pronovost	52	1975-76
Mike Bullard	51	1983-84
Mario Lemieux	50	1996-97

CAREER	
Mario Lemieux	613
JAROMIR JAGR	587
Jean Pronovost	316
Rick Kehoe	312
Kevin Stevens	251
Mike Bullard	86
Ron Francis	184
Joe Mullen	153
Sy Apps	150
Bob Emey	145
Greg Malone	143
Lowell Mac Donald	140
Bob Emey	132

MOST ASSISTS

SEASON		
Mario Lemieux	118	1988-89
Mario Lemieux	90	1987-88
Mario Lemieux	93	1985-86
Mario Lemieux	92	1995-96
Ron Francis	92	1995-96
Mario Lemieux	91	1992-93
Mario Lemieux	87	1991-92
JAROMIR JAGR	87	1995-96
JAROMIR JAGR	83	1996-99
Paul Coffey	83	1980-89

CAREER	
Mario Lemieux	881
JAROMIR JAGR	571
Ron Francis	449
Sy Apps	349
Paul Coffey	332
Rick Kehoe	324
Jean Pronovost	287
Ron Steckhouse	280
Ron Schack	277
Kevin Stevens	276

MOST POINTS

SEASON		
Mario Lemieux	198	1988-89
Mario Lemieux	168	1987-88
Mario Lemieux	161	1985-86
Mario Lemieux	160	1992-93
JAROMIR JAGR	149	1995-96
Mario Lemieux	141	1985-86
Mario Lemieux	131	1991-92
JAROMIR JAGR	127	1998-99
Mario Lemieux	123	1989-90
Kevin Stevens	123	1991-92
Mario Lemieux	122	1984-87
Ron Francis	119	1995-96
Rob Brown	115	1988-89
Paul Coffey	113	1988-89
Mark Ricchi	113	1990-91
Pierre Larouche	111	1975-76
Kevin Stevens	111	1992-93
Rick Tocchet	09	1992-93
Mario Lemieux	107	1986-87
Jean Pronovost	104	1975-76
Paul Coffey	103	1989-90
JAROMIR JAGR	102	1997-98
Mario Lemieux	100	1984-85
Ron Francis	00	1992-93

CAREER	
Mario Lemieux	1494
JAROMIR JAGR	958
Rick Kehoe	636
Ron Francis	613
Jean Pronovost	603
Kevin Stevens	527
Sy Apps	500
Paul Coffey	440
Ron Schack	404
Greg Malone	364
Mike Bullard	361
Ron Steckhouse	343
Rob Brown	342
Joe Mullen	325
Randy Carlyle	323
Lowell Mac Donald	306
Larry Murphy	301

MOST PENALTY MINUTES

SEASON		
Paul Baxter	409	1981-82
Dave Schultz	378	1977-78
Dat Plick	322	1981-82
Caro-Rising	297	1983-84
Jay Cluffield	285	1988-89
Kevin Stevens	252	1991-92
Rick Tocchet	252	1992-93
Ulf Samuelsson	249	1992-93
Paul Baxter	230	1982-83
Pat Boutette	230	1981-82
Marty McSorley	224	1983-84
Dan Frawley	218	1986-87

CAREER	
Troy Laney	980
Kevin Stevens	968
Red Bunkas	959
Bron Watson	871
Paul Baxter	851
Gary Rising	832
Ulf Samuelsson	804
Mario Lemieux	737
Jay Cluffield	714
Russ Anderson	684
Jim Johnson	658
Bob Emroy	651

MOST POWER PLAY GOALS

SEASON		
Mario Lemieux	31	1995-96
Mario Lemieux	31	1988-89
Kevin Stevens	26	1992-93
Rob Brown	24	1988-89
Mario Lemieux	22	1987-88
Dan Quinn	21	1987-88
Paul Gardner	21	1981-82
Kevin Stevens	21	1993-94
Rick Kehoe	20	1980-81
Phil Gardner	20	1982-83
JAROMIR JAGR	20	1995-96
Rick Tocchet	20	1992-93

CAREER	
Mario Lemieux	201
Kevin Stevens	108
JAROMIR JAGR	100
Rick Kehoe	95
Jean Pronovost	70
Rob Brown	68
Paul Gardner	59
Mike Rutland	59
Ron Francis	54
Dan Quinn	51
Doug Shadden	45
Joe Mullen	43

MOST GAME WINNING GOALS

SEASON		
JAROMIR JAGR	12	1995-96
Mario Lemieux	10	1992-93
Joe Mullen	9	1993-94
JAROMIR JAGR	9	1992-93
Mark Recchi	8	1990-91
Jean Pronovost	9	1974-75
JAROMIR JAGR	8	1997-98
Mario Lemieux	8	1995-96
Mario Lemieux	8	1988-89
JAROMIR JAGR	7	1998-99
JAROMIR JAGR	7	1994-95
Mario Lemieux	7	1996-97
Mario Lemieux	7	1987-88
Terry Rucinski	7	1982-86
Peter Lee	7	1978-79

CAREER	
JAROMIR JAGR	69
Mario Lemieux	65
Jean Pronovost	42
Kevin Stevens	27
Rick Kehoe	26
Ron Francis	21
Joe Mullen	21
Syl Apps	20
Peter Lee	18
MARTIN STRAKA	17
Ron Schock	17
Mark Recchi	17

MOST SHORT HANDED GOALS

SEASON		
Mario Lemieux	13	1988-89
Mario Lemieux	10	1987-88
Mario Lemieux	8	1995-96
Mario Lemieux	6	1992-93
MARTIN STRAKA	4	1998-99
Rick Tocchet	4	1992-93
Mario Lemieux	4	1992-93
Vic Hartfeld	4	1974-75
Jean Pronovost	4	1973-74
Syl Apps	4	1973-74

CAREER	
Mario Lemieux	47
Ron Schock	14
Jean Pronovost	14
George Ferguson	12
Syl Apps	11
Phil Rousseau	10
JAROMIR JAGR	8
MARTIN STRAKA	8
Dave Hannan	8
Rob Emroy	7
Joe Mullen	7

MOST SHOTS ON GOAL

SEASON		
JAROMIR JAGR	403	1995-96
Mario Lemieux	382	1987-88
JAROMIR JAGR	343	1998-99
Paul Coffey	342	1988-89
Mario Lemieux	338	1995-96
Mario Lemieux	327	1996-97
Kevin Stevens	326	1992-93
Kevin Stevens	325	1991-92
Paul Coffey	324	1989-90
Pierre Larouche	319	1975-76
Mario Lemieux	313	1988-89

CAREER	
Mario Lemieux	3054
JAROMIR JAGR	2994
Jean Pronovost	2310
Rick Kehoe	2165
Kevin Stevens	1921
Ron Stackhouse	1342
Paul Coffey	1306
Ron Schock	1227
Syl Apps	1188

HIGHEST SHOOTING PERCENTAGE

SEASON		
Warren Young	30.8	1984-85
Rob Brown	30.0	1987-88
Rob Brown	29.0	1988-89
Tom Jankowski	29.6	1985-86
Mario Lemieux	27.2	1988-89

CAREER	
Mark Racich	21.1
Mario Lemieux	20.8
Rob Brown	19.7
Mike Bullard	19.3
Paul Gardner	19.0

MOST OVERTIME GOALS

SEASON		
JAROMIR JAGR	3	1998-99
Kip Miller	2	1998-99
Mario Lemieux	2	1995-96
JAROMIR JAGR	2	1997-98
Mario Lemieux	2	1987-88
Mario Lemieux	2	1986-87

CAREER	
JAROMIR JAGR	9
Mario Lemieux	9
Kevin Stevens	3
Road Brown	2
Kevin Hatcher	2
Kip Miller	2
Nandy Hiller	2

POWER PLAY POINTS AND ASSISTS

Most Power Play Points - Season

Mario Lemieux	80	1987-88
Mario Lemieux	80	1988-89
Mario Lemieux	79	1995-96
Paul Coffey	64	1988-89
Mario Lemieux	62	1985-86
Mario Lemieux	55	1997-98
Ron Francis	54	1995-96
JAROMIR JAGR	51	1995-96
Rick Kehoe	50	1981-82
Mario Lemieux	49	1989-90

Most Power Play Assists - Season

Mario Lemieux	58	1987-88
Paul Coffey	53	1988-89
Mario Lemieux	49	1988-89
Mario Lemieux	48	1995-96
Mario Lemieux	45	1985-86
Ron Francis	42	1995-96
Ron Francis	40	1992-93
Randy Carlyle	39	1980-81
Mario Lemieux	39	1992-93
Paul Coffey	39	1989-90

MOST GAMES BY A GOALTENDER

SEASON		
Greg Millen	69	1980-81
Tom Barrasso	63	1992-93
Tom Barrasso	63	1997-98
Michel Dion	62	1981-82
Denis Herron	60	1977-78
Gary Briss	57	1974-75

CAREER	
Tom Barrasso	458
Denis Herron	290
Ken Wreggett	212
Les Binkley	196
Michel Dion	151

MOST WINS BY A GOALTENDER

SEASON		
Tom Barrasso	43	1992-93
Tom Barrasso	31	1997-98
Tom Barrasso	29	1995-96
Tom Barrasso	27	1990-91
Ken Wreggett	25	1994-95
Tom Barrasso	25	1991-92
Michel Dion	25	1981-82
Greg Millen	25	1980-81
Michel Phaneuf	24	1975-76
Gary Briss	24	1974-75

CAREER	
Tom Barrasso	224
Ken Wreggett	107
Denis Herron	98
Les Binkley	58
Greg Millen	57
Ruberto Romano	46
Jim Rutherford	44
Michel Dion	42

MOST SHUTOUTS

SEASON		
Tom Barrasso	7	1997-98
Les Binkley	6	1967-68
Dune Wilson	5	1976-77
Tom Barrasso	4	1998-99
Tom Barrasso	4	1992-93
Peter Skudra	3	1998-99
Peter Skudra	3	1996-97
Les Binkley	3	1969-70
Jim Rutherford	3	1972-73
Ken Wreggett	3	1995-96

CAREER	
Tom Barrasso	22
Les Binkley	11
Ken Wreggett	6
Denis Herron	6
Dune Wilson	5
JS AUBIN	4
Peter Skudra	4
Ruberto Romano	4
Greg Millen	4

SEASON	GOALS	ASSISTS	POINTS
1967-68	22 Ab McDonald	39 Andy Bathgate	58 Andy Bathgate
1968-69	25 Keith McCreary	38 Charlie Burris	52 Ken Schinkel
1969-70	20 Dean Prentice	32 Michel Briere	51 Dean Prentice
1970-71	21 Keith McCreary/Dean Prentice/Jean Pronovost	32 Bryan Hextall	48 Bryan Hextall
1971-72	30 Greg Polis/Jean Pronovost	44 Syl Apps	59 Syl Apps
1972-73	35 Al McDonough	56 Syl Apps	85 Syl Apps
1973-74	43 Lowell MacDonald	61 Syl Apps	85 Syl Apps
1974-75	43 Jean Pronovost	63 Ron Schock	86 Ron Schock
1975-76	53 Pierre Larouche	67 Syl Apps	111 Pierre Larouche
1976-77	33 Jean Pronovost	43 Syl Apps	65 Jean Pronovost
1977-78	40 Jean Pronovost	43 Greg Malone	65 Jean Pronovost
1978-79	35 Greg Malone	42 Orest Kindrachuk	65 Greg Malone
1979-80	30 Rick Kehoe	32 Greg Malone	60 Rick Kehoe
1980-81	55 Rick Kehoe	67 Randy Carlyle	88 Rick Kehoe
1981-82	36 Mike Bullard/Paul Gardner	65 Randy Carlyle	85 Rick Kehoe
1982-83	29 Rick Kehoe	44 Greg Malone	67 Doug Shedden
1983-84	51 Mike Bullard	41 Mike Bullard	92 Mike Bullard
1984-85	43 Mario Lemieux	57 Mario Lemieux	100 Mario Lemieux
1985-86	46 Mario Lemieux	93 Mario Lemieux	141 Mario Lemieux
1986-87	54 Mario Lemieux	53 Mario Lemieux	107 Mario Lemieux
1987-88	70 Mario Lemieux	98 Mario Lemieux	168 Mario Lemieux
1988-89	85 Mario Lemieux	114 Mario Lemieux	199 Mario Lemieux
1989-90	45 Mario Lemieux	78 Mario Lemieux	123 Mario Lemieux
1990-91	40 Mark Recchi/Kevin Stevens	73 Mark Recchi	113 Mark Recchi
1991-92	54 Kevin Stevens	87 Mario Lemieux	131 Mario Lemieux
1992-93	69 Mario Lemieux	91 Mario Lemieux	160 Mario Lemieux
1993-94	41 Kevin Stevens	67 Jaromir Jagr	99 Jaromir Jagr
1994-95	32 Jaromir Jagr	48 Ron Francis	70 Jaromir Jagr
1995-96	68 Mario Lemieux	92 Mario Lemieux/Ron Francis	161 Mario Lemieux
1996-97	50 Mario Lemieux	72 Mario Lemieux	122 Mario Lemieux
1997-98	35 Jaromir Jagr	67 Jaromir Jagr	102 Jaromir Jagr
1998-99	44 Jaromir Jagr	83 Jaromir Jagr	127 Jaromir Jagr
1999-2000	42 Jaromir Jagr	54 Jaromir Jagr	96 Jaromir Jagr

SEASON	PIM	SHOTS	PLUS/MINUS
1967-68	74 Leo Boivin	293 Andy Bathgate	-2 Paul Andrea
1968-69	81 Dunc McCallum	225 Ken Schinkel	E Gene Ubriaco
1969-70	189 Bryan Watson	225 Ken Schinkel	-1 Bryan Watson
1970-71	133 Bryan Hextall	225 Jean Pronovost	10 Wally Boyer
1971-72	212 Bryan Watson	214 Jean Pronovost	18 Syl Apps
1972-73	179 Bryan Watson	284 Al McDonough	37 Lowell MacDonald
1973-74	138 Steve Durbano	260 Lowell MacDonald	21 Syl Apps
1974-75	172 Colin Campbell	275 Jean Pronovost	29 Barry Wilkins
1975-76	161 Steve Durbano	319 Pierre Larouche	27 Dave Burrows
1976-77	115 Bob Kelly	250 Rick Kehoe	13 Bob Kelly
1977-78	378 Dave Schultz	219 Jean Pronovost	4 Pete Mahovich
1978-79	157 Dave Schultz	219 Jean Provost	21 Ron Stackhouse
1979-80	166 Kim Clackson	239 Rick Kehoe	15 Ron Stackhouse
1980-81	204 Paul Baxter	299 Rick Kehoe	4 Mark Johnson
1981-82	409 Paul Baxter	249 Rick Kehoe	9 Greg Sheppard
1982-83	238 Paul Baxter	203 Rick Kehoe	-9 Peter Lee
1983-84	297 Gary Rissling	214 Ron Hookhart	3 Bryan Maxwell
1984-85	209 Gary Rissling	209 Mario Lemieux	-6 Gary Rissling
1985-86	174 Dan Frawley	276 Mario Lemieux	15 Mike Blaisdel
1986-87	218 Dan Frawley	267 Mario Lemieux	14 Randy Cunneyworth
1987-88	206 Rod Buskas	382 Mario Lemieux	23 Mario Lemieux
1988-89	285 Jay Caulfield	342 Paul Coffey	41 Mario Lemieux
1989-90	171 Kevin Stevens	324 Paul Coffey	11 Randy Hillier
1990-91	211 Ulf Samuelsson	253 Kevin Stevens	17 Gord Roberts
1991-92	252 Kevin Stevens	325 Kevin Stevens	33 Larry Murphy
1992-93	232 Rick Tocchet	326 Kevin Stevens	55 Mario Lemieux
1993-94	155 Kevin Stevens	298 Jaromir Jagr	24 Martin Straka
1994-95	114 Francois Leroux	192 Jaromir Jagr	30 Ron Francis
1995-96	161 Francois Leroux	403 Jaromir Jagr	32 Petr Nedved
1996-97	155 Dave Roche	377 Mario Lemieux	27 Mario Lemieux
1997-98	181 Chris Tamer	262 Jaromir Jagr	17 Jaromir Jagr
1998-99	93 Brad Werenka	343 Jaromir Jagr	18 German Titov
1999-2000	197 Matthew Barnaby	290 Jaromir Jagr	25 Jaromir Jagr

SEASON	GW GOALS	PP GOALS	SH GOALS
1967-68	4 Andy Bathgate	6 Al McDonald	1 Al McDonald/Earl Ingarfield
1968-69	4 Keith McCreary	8 Keith McCreary/Ken Schinkel	7 Jean Pronovost/Bob Woytowich
1969-70	5 Ken Schinkel	12 Dean Prentice	1 Val Fonteyn/Ron Schack
1970-71	3 Andy Bathgate/Keith McCreary	7 Andy Bathgate/Dean Prentice	2 Ron Schack
1971-72	5 Bryan Hextall	8 Greg Polis	2 Ron Schack
1972-73	5 Jean Pronovost	8 Greg Polis/Eddie Shack	3 Ron Schack
1973-74	4 Al McDonough	9 Lowell MacDonald	4 Syl Apps
1974-75	9 Jean Pronovost	11 Jean Pronovost	4 Vic Iadfield
1975-76	4 Syl Apps/Bob Kelly	18 Pierre Larouche	2 Lew Marmion/Jean Pronovost
1976-77	6 Pierre Larouche	8 Pierre Larouche	2 Syl Apps
1977-78	5 Jean Pronovost	12 Jean Pronovost	2 Pete Mahovich/Jean Pronovost
1978-79	7 Peter Lee	10 Peter Lee	3 George Ferguson
1979-80	5 Paul Marshall	7 Rick Kehoe	3 George Ferguson
1980-81	5 Rick Kehoe/Rod Schutt	20 Rick Kehoe	3 George Ferguson
1981-82	5 Mike Bullard	21 Paul Gardner	3 George Ferguson
1982-83	4 Pat Boutette	20 Paul Gardner	1 Pat Boutette/Randy Carlyle/Doug Shedden
1983-84	3 Rick Kehoe	15 Mike Bullard	2 Kevin McClelland
1984-85	3 Wayne Bianchin/Mike Bullard/Doug Shedden/Warren Young	14 Mike Bullard	2 Mitch Lamoreux
1985-86	7 Terry Ruskowski	17 Doug Shedden	3 Dave Harinar
1986-87	5 Randy Curneyworth	19 Mario Lemieux	3 Dan Quinn
1987-88	7 Mario Lemieux	22 Mario Lemieux	10 Mario Lemieux
1988-89	8 Mario Lemieux	31 Mario Lemieux	13 Mario Lemieux
1989-90	4 John Cullen/Mario Lemieux/Mark Recchi	14 Mario Lemieux	3 Mario Lemieux
1990-91	9 Mark Recchi	18 Kevin Stevens	4 Phil Bourque
1991-92	5 Mario Lemieux	19 Kevin Stevens	4 Mario Lemieux
1992-93	10 Mario Lemieux	26 Kevin Stevens	6 Mario Lemieux
1993-94	9 Joe Mullen	21 Kevin Stevens	2 Shawn McEachern
1994-95	7 Jaromir Jagr	8 Jaromir Jagr	3 Jaromir Jagr
1995-96	2 Jaromir Jagr	31 Mario Lemieux	6 Mario Lemieux
1996-97	7 Mario Lemieux	15 Mario Lemieux	3 Petr Nedved
1997-98	8 Jaromir Jagr	15 Stu Barnes	3 Martin Straka
1998-99	7 Jaromir Jagr	10 Jaromir Jagr	4 Martin Straka
1999-2000	5 Jaromir Jagr/Robert Lang	13 Robert Lang	2 Alexei Kovalev

SEASON	GAA	SHUTOUTS	WINS
1967-68	2.86 Hank Bassen	6 Les Binkley	20 Les Binkley
1968-69	3.20 Joe Daley	2 Joe Daley	10 Les Binkley/Joe Daley
1969-70	3.03 Al Smith	3 Les Binkley	15 Al Smith
1970-71	2.86 Les Binkley	2 Les Binkley/Al Smith	11 Les Binkley
1971-72	3.22 Jim Rutherford	1 Jim Rutherford	17 Jim Rutherford
1972-73	2.91 Jim Rutherford	3 Jim Rutherford	20 Jim Rutherford
1973-74	3.44 Jim Rutherford	1 Andy Brown	13 Andy Brown
1974-75	3.09 Gary Inness	2 Gary Inness	24 Gary Inness
1975-76	3.45 Michel Plasse	2 Michel Plasse	24 Michel Plasse
1976-77	2.94 Denis Herron	5 Dunc Wilson	18 Dunc Wilson
1977-78	3.57 Denis Herron	None	20 Denis Herron
1978-79	3.37 Denis Herron	2 Greg Millen	22 Denis Herron
1979-80	3.64 Greg Millen	2 Greg Millen	18 Greg Millen
1980-81	4.16 Greg Millen	None	25 Greg Millen
1981-82	3.79 Michel Dion	1 Gary Edwards	15 Michel Dion
1982-83	4.26 Michel Dion	1 Denis Herron	12 Michel Dion
1983-84	4.08 Denis Herron	1 Denis Herron/Roberto Romano	8 Denis Herron
1984-85	4.42 Roberto Romano	1 Denis Herron/Roberto Romano	10 Denis Herron
1985-86	3.56 Roberto Romano	2 Roberto Romano	21 Roberto Romano
1986-87	3.43 Gilles Meloche	None	13 Gilles Meloche
1987-88	3.35 Steve Guenette	1 Steve Guenette/Frank Pietrangelo	12 Steve Guenette
1988-89	4.04 Tom Barrasso	None	18 Tom Barrasso
1989-90	4.17 Wendell Young	1 Wendell Young	16 Wendell Young
1990-91	3.59 Tom Barrasso	1 Tom Barrasso	27 Tom Barrasso
1991-92	3.53 Tom Barrasso	1 Tom Barrasso	20 Tom Barrasso
1992-93	3.01 Tom Barrasso	4 Tom Barrasso	43 Tom Barrasso
1993-94	3.36 Tom Barrasso	2 Tom Barrasso	22 Tom Barrasso
1994-95	3.21 Ken Wregget	None	25 Ken Wregget
1995-96	3.24 Ken Wregget	3 Ken Wregget	29 Tom Barrasso
1996-97	2.94 Patrick Lalime	3 Patrick Lalime	21 Patrick Lalime
1997-98	2.07 Tom Barrasso	7 Tom Barrasso	31 Tom Barrasso
1998-99	2.27 Jean-Sebastien Aubin	4 Tom Barrasso	19 Tom Barrasso
1999-2000	2.58 Jean-Sebastien Aubin	2 Jean-Sebastien Aubin	21 Jean-Sebastien Aubin

TEAM RECORDS SEASON

POINTS

Most Overall:	*119	1992-93
Most Home:	66	1992-93
Most Road:	49	1992-93
Fewest Overall:	38	1983-84
Fewest Home:	18	1983-84
Fewest Road:	13	1982-83

*Includes four points from neutral site games

WINS

Most Overall:	56	1992-93
Most Home:	32	1995-96
Most Road:	23	1992-93
Fewest Overall:	16	1983-84
Fewest Home:	7	1983-84
Fewest Road:	3	1970-71

LOSSES

Most Overall:	58	1983-84
Most Home:	29	1983-84
Most Road:	31	1982-83
Fewest Overall:	21	1992-93
Fewest Home:	5	1974-75
Fewest Road:	14	1997-98

TIES

Most Overall:	20	1970-71
Most Home:	10	1967-68, 1974-75, 1997-98, 1998-99
Most Road:	11	1970-71
Fewest Overall:	4	1995-96
Fewest Home:	0	1995-96
Fewest Road:	1	1999-2000

GOALS

Most For:	367	1992-93
Most For Home:	215	1995-96
Most For Road:	162	1988-89
Most Against Overall:	394	1982-83
Most Against Home:	182	1983-84
Most Against Road:	224	1982-83
Fewest For Overall:	182	1969-70
Fewest For Home:	98	1968-69
Fewest For Road:	77	1969-70
Fewest Against Overall:	188	1997-98
Fewest Against Home:	92	1970-71
Fewest Against Road:	90	1997-98

ASSISTS

Most For:	633	1992-93
Most Against:	665	1982-83
Fewest For:	294	1969-70
Fewest Against:	298	1997-98

PLAYER POINTS

Most For:	1,000	1992-93
Most Against:	1,049	1982-83
Fewest For:	476	1969-70
Fewest Against:	486	1997-98

PENALTIES

Most For:	897	1988-89
Most Against:	906	1988-89
Fewest For:	248	1967-68
Fewest Against:	330	1967-68

PENALTY MINUTES

Most For:	2,670	1988-89
Most Against:	2,702	1988-89
Fewest For:	554	1967-68
Fewest Against:	750	1967-68

MINORS

Most For:	773	1987-88
Most Against:	752	1987-88
Fewest For:	237	1967-68
Fewest Against:	315	1967-68

MAJORS

Most For:	118	1988-89
Most Against:	114	1988-89
Fewest For:	1	1967-68
Fewest Against:	6	1967-68

MISCONDUCTS

Most For:	69	1981-82
Most Against:	87	1981-82
Fewest For:	1	1968-69
Fewest Against:	7	1976-77

SHOTS ON GOAL

Most For:	2,761	1974-75
Most Against:	2,908	1983-84
Fewest For:	2,009	1998-99
Fewest Against:	2,129	1998-99

POWER PLAY GOALS

Most For:	119	1988-89
Most Against:	120	1987-88
Fewest For:	37	1967-68
Fewest Against:	31	1967-68

POWER PLAY CHANCES

Most For:	500	1987-88
Most Against:	507	1987-88
Fewest For:	262	1977-78, 1979-80
Fewest Against:	193	1967-68

POWER PLAY PERCENTAGE

Highest For:	26.0	1995-96
Highest Against:	27.4	1982-83
Lowest For:	13.6	1967-68
Lowest Against:	13.6	1997-98

SHORT-HANDED GOALS

Most For:	21	1988-89
Most Against:	22	1984-85
Fewest For:	2	1967-68
Fewest Against:	4	1973-74, 1978-79, 1979-80

80 OR MORE POINT PLAYERS

Most For:	6	1992-93 (84 games)
Fewest For:	0	10 times- last time: 1982-83

90 OR MORE POINT PLAYERS

Most For:	5	1992-93 (84 games)
Fewest For:	0	15 times- last time: 1982-83

100 OR MORE POINT PLAYERS

Most For:	4	1992-93 (84 games)
Fewest For:	0	18 times- last time: 1999-2000

20 OR MORE GOAL SCORERS

Most For:	9	1974-75, 1989-90
Fewest For:	1	1968-69

30 OR MORE GOAL SCORERS

Most For:	5	1975-76, 1992-93
Fewest For:	0	Five times- last time: 1982-83

40 OR MORE GOAL SCORERS

Most For:	3	1991-92, 1992-93, 1995-96
Fewest For:	0	12 times- last time: 1997-98

50 OR MORE GOAL SCORERS

Most For:	2	1975-76, 1992-93, 1995-96
Fewest For:	0	20 times- last time: 1999-2000

40 OR MORE ASSIST PLAYERS

Most For:	7	1975-76
Fewest For:	0	Five times- last time: 1979-80

50 OR MORE ASSIST PLAYERS

Most For:	6	1992-93
Fewest For:	0	11 times- last time: 1983-84

60 OR MORE ASSIST PLAYERS

Most For:	5	1992-93
Fewest For:	0	15 times- last time: 1999-2000

100 OR MORE PENALTY MINUTE PLAYERS

Most For:	15	1988-89
Fewest For:	0	1967-68, 1968-69

200 OR MORE PENALTY MINUTE PLAYERS

Most For:	3	1981-82
Fewest For:	0	18 times- last time: 1999-2000

TEAM RECORDS GAME

GOALS

Most For, Home:	12	vs Washington (March 15, 1975)
	12	vs Toronto (December 26, 1991)
Most For, Road:	10	at NY Rangers (April 9, 1993)
Most Against, Home:	11	vs NY Rangers (November 25, 1992)
Most Against, Road:	13	at Philadelphia (March 22, 1984)
Most For, Two Consecutive Games:	18	(March 15 to March 16, 1975)
	18	(December 23-26, 1991)
	18	(December 26-28, 1991)
Most Against, Two Consecutive Games:	19	(March 22-24, 1984)
Most For, Both Teams, Home:	18	vs. San Jose (January 13, 1996) (San Jose 10, Pittsburgh 8)
Most For, Both Teams, Road:	17	at Philadelphia (March 22, 1984) (Philadelphia 13, Pittsburgh 4)

ASSISTS

Most For, Home:	20	vs Washington (March 15, 1975)
	20	vs Toronto (December 26, 1991)
Most For, Road:	17	at NY Rangers (December 3, 1990)
Most Against, Home:	19	vs NY Rangers (November 25, 1992)
Most Against, Road:	27	at Philadelphia (March 22, 1984)
Most For, Both Teams, Home:	28	vs Edmonton (February 19, 1983)
	28	vs NY Islanders (February 6, 1990)
Most For, Both Teams, Road:	29	at Hartford (December 26, 1980)

POINTS

- Most For, Home:
 32 vs Washington (March 15, 1975)
 32 vs Toronto (December 26, 1991)
- Most For, Road:
 25 at NY Rangers (December 3, 1990)
- Most Against, Home:
 30 vs NY Rangers (November 25, 1992)
- Most Against, Road:
 35 at Philadelphia (March 22, 1984)
- Most For, Both Teams, Home:
 45 vs Edmonton (February 19, 1983)
- Most For, Both Teams, Road:
 45 at Hartford (December 26, 1980)
 45 at Philadelphia (March 22, 1984)

LARGEST MARGIN OF VICTORY

- Home:
 11 (12-1 vs Washington - March 15, 1975)
 11 (12-1 vs Toronto - December 26, 1991)
- Road:
 8 (8-0 at San Jose - December 5, 1991)

LARGEST MARGIN OF DEFEAT

- Home:
 8 (9-1 vs Montreal - October 23, 1976)
 8 (9-1 vs Buffalo - April 5, 1980)
 8 (8-0 vs Washington - October 29, 1991)
 8 (11-3 vs NY Rangers - November 25, 1992)
- Road:
 12 (12-0 at Montreal - February 22, 1979)

POWER PLAY GOALS

- Most For, Home:
 6 vs Toronto (December 12, 1986)
- Most For, Road:
 5 at San Jose (December 5, 1991)
 5 at NY Islanders (December 23, 1991)
 5 at San Jose (December 5, 1992)
 5 at Calgary (October 28, 1998)
- Most Against, Home:
 5 vs New Jersey (October 29, 1986)
- Most Against, Road:
 5 at Buffalo (October 12, 1988)
 5 at Hartford (February 26, 1989)
 5 at Boston (October 5, 1989)
- Most For, Both Teams:
 10 vs New Jersey (October 29, 1989)
 (Pittsburgh 5, New Jersey 5)

POWER PLAY CHANCES

- Most For:
 12 vs New Jersey (March 1, 1989)
 12 vs NY Islanders (February 6, 1990)
- Most Against:
 14 vs Washington (October 11, 1988)
- Most For, Both Teams:
 22 at Washington (January 1, 1988)
 (Pittsburgh 9, Washington 13)
 22 vs Philadelphia (March 19, 1988)
 (Pittsburgh 10, Philadelphia 12)

SHORT-HANDED GOALS

- Most For:
 2 (16 times last time-April 5, 1997)
- Most Against:
 3 at Toronto (November 16, 1988)
- Most For, Both Teams:
 4 vs Chicago (December 6, 1989)
 (Pittsburgh 2, Chicago 2)

PENALTIES

- Most For, Home:
 28 vs Edmonton (January 19, 1988)
- Most For, Road:
 32 at NY Rangers (October 30, 1988)
- Most Against, Home:
 24 vs Edmonton (January 19, 1980)
 24 vs Washington (November 25, 1989)
- Most Against, Road:
 27 at NY Rangers (October 30, 1988)
- Most For, Both Teams, Home:
 52 vs Edmonton (January, 19, 1980)
- Most For, Both Teams, Road:
 59 at NY Rangers (October 30, 1988)

PENALTY MINUTES

- Most For, Home:
 144 vs Edmonton (January 19, 1980)
- Most For, Road:
 158 at NY Rangers (October 30, 1988)
- Most Against, Home:
 123 vs Edmonton (January 19, 1980)
- Most Against, Road:
 134 at NY Rangers (October 30, 1988)
- Most For, Both Teams, Home:
 267 vs Edmonton (January 19, 1980)
 (Pittsburgh 144, Edmonton 123)
- Most For, Both Teams, Road:
 292 at NY Rangers (October 30, 1988)
 (Pittsburgh 158, NY Rangers 134)

SHOTS

- Most For, Home:
 65 vs Washington (March 15, 1975)
- Most For, Road:
 49 at Toronto (November 20, 1974)
 49 at Chicago (February 25, 1979)
- Most Against, Home:
 55 vs Montreal (October 23, 1976)
- Most Against, Road:
 62 at Chicago (March 12, 1989)
- Fewest For, Home:
 14 vs St. Louis (January 19, 2000)
- Fewest For, Road:
 11 at Boston (March 27, 1977)
- Fewest Against, Home:
 11 vs Phoenix (December 11, 1999)
- Fewest Against, Road:
 13 at Phoenix (December 12, 1998)

SAVES

- Most For, Home:
51 vs. Detroit
- Most For, Road:
57 at Chicago (March 12, 1989)
- Most Against, Home:
53 vs. Montreal (March 10, 1974)
- Most Against, Road:
47 at Chicago (February 25, 1979)
- Fewest For, Home:
9 vs. Colorado (January 3, 1998)
9 vs. Phoenix (December 11, 1999)
- Fewest For, Road:
11 at Vancouver (November 17, 1987)
11 at Phoenix (December 12, 1997)
11 at Edmonton (October 31, 1998)
11 at Carolina (December 4, 1998)
- Fewest Against, Home:
11 vs. Philadelphia (March 21, 1998)
11 vs. St. Louis (January 19, 2000)
- Fewest Against, Road:
9 at Montreal (October 13, 1984)

**TEAM RECORDS
PERIOD****GOALS**

- Most For, Home:
8 vs. San Jose (December 17, 1991)
- Most For, Road:
7 at Quebec (February 27, 1995)
- Most Against, Home:
6 (Seven times-last time vs. NY Rangers,
November 16, 1996)
- Most Against, Road:
7 at Philadelphia (March 22, 1984)
- Most For, Both Teams, Home:
8 (Nine times-last time vs. Vancouver,
November 1, 1997)
- Most For, Both Teams, Road:
9 at Quebec (February 27, 1995)

ASSISTS

- Most For, Home:
11 vs. St. Louis (November 22, 1972)
- Most For, Road:
12 at Quebec (February 27, 1995)
- Most Against, Home:
12 vs. Quebec (February 16, 1985)
- Most Against, Road:
13 at Philadelphia (March 22, 1984)
- Most For, Both Teams, Home:
15 vs. Vancouver (October 6, 1976)
- Most For, Both Teams, Road:
16 at Quebec (February 27, 1995)

POINTS

- Most For, Home:
18 vs. St. Louis (November 22, 1972)
- Most For, Road:
19 at Quebec (February 27, 1995)
- Most Against, Home:
18 vs. Quebec (February 16, 1985)
- Most Against, Road:
20 at Philadelphia (March 22, 1984)
- Most For, Both Teams, Home:
23 vs. Vancouver (October 6, 1976)
- Most For, Both Teams, Road:
25 at Quebec (February 27, 1995)

PENALTIES

- Most For, Home:
24 vs. Edmonton (January 19, 1980)
- Most For, Road:
32 at NY Rangers (October 30, 1988)
- Most Against, Home:
22 vs. New Jersey (March 25, 1989)
- Most Against, Road:
33 at Philadelphia (December 8, 1988)
- Most For, Both Teams, Home:
43 vs. Edmonton (January 19, 1980)
- Most For, Both Teams, Road:
64 at Philadelphia (December 8, 1988)

PENALTY MINUTES

- Most For, Home:
133 vs. Edmonton (January 19, 1980)
- Most For, Road:
146 at NY Rangers (October 30, 1988)
- Most Against, Home:
110 vs. Edmonton (January 19, 1980)
- Most Against, Road:
141 at Philadelphia (December 8, 1988)
- Most For, Both Teams, Home:
243 vs. Edmonton (January 19, 1980)
- Most For, Both Teams, Road:
272 at NY Rangers (October 30, 1988)

SHOTS

- Most For, Home:
27 vs. Washington (March 15, 1975)
- Most For, Road:
25 at San Jose (March 6, 1992)
- Most Against, Home:
25 vs. Vancouver (January 7, 1989)
- Most Against, Road:
28 at NY Islanders (December 5, 1978)
- Fewest For, Home:
1 vs. NY Rangers (December 19, 1987)
1 vs. Tampa Bay (December 16, 1997)
1 vs. Ottawa (December 26, 1998)
- Fewest For, Road:
1 (10 times-last time at New Jersey,
March 25, 1999)
- Fewest Against, Home:
1 (eight times-last time vs. Philadelphia,
Mar. 13, 1999)
- Fewest Against, Road:
1 at Washington (January 6, 1977)
1 at Phoenix (December 12, 1997)

SAVES

Most For, Home:	23 vs Vancouver (January 7, 1989)
Most For, Road:	25 at NY Islanders (December 5, 1978)
	25 at New Jersey (October 28, 1995)
Most Against, Home:	24 vs Hartford (February 19, 1981)
Most Against, Road:	22 at Minnesota (March 23, 1974)
Fewest For, Home:	0 vs Boston (March 14, 1989)
Fewest For, Road:	1 (Six times-last time-at Phoenix, December 12, 1997)
Fewest Against, Home:	1 (Six times-last time vs St. Louis, November 19, 1996)
Fewest Against, Road:	0 at Boston (December 15, 1968)

INDIVIDUAL RECORDS SEASON

GOALS

Overall:	85 - Mario Lemieux (1988-89)
Center:	85 - Mario Lemieux (1988-89)
Right Wing:	62 - Jaromir Jagr (1995-96)
Left Wing:	55 - Kevin Stevens (1992-93)
Defenseman:	30 - Paul Coffey (1988-89)
Rookie:	43 - Mario Lemieux (1984-85)
Rookie	
Defenseman:	12 - Zarely Zalapski (1988-89)

ASSISTS

Overall:	114 - Mario Lemieux (1988-89)
Center:	114 - Mario Lemieux (1988-89)
Right Wing:	87 - Jaromir Jagr (1995-96)
Left Wing:	69 - Kevin Stevens (1991-92)
Defenseman:	83 - Paul Coffey (1988-89)
Rookie:	57 - Mario Lemieux (1984-85)
Rookie	
Defenseman:	33 - Zarely Zalapski (1988-89)
Goaltender:	8 - Tom Barrasso (1992-93)

POINTS

Overall:	199 - Mario Lemieux (1988-89)
Center:	199 - Mario Lemieux (1988-89)
Right Wing:	149 - Jaromir Jagr (1995-96)
Left Wing:	123 - Kevin Stevens (1991-92)
Defenseman:	113 - Paul Coffey (1988-89)
Rookie:	100 - Mario Lemieux (1984-85)
Rookie	
Defenseman:	45 - Zarely Zalapski (1988-89)

PENALTY MINUTES

Overall:	409 - Paul Baxter (1981-82)
Center:	157 - Dave Hannan (1988-89)
Right Wing:	285 - Jay Caulfield (1988-89)
Left Wing:	378 - Dave Schultz (1977-78)
Defenseman:	409 - Paul Baxter (1981-82)
Rookie:	285 - Jay Caulfield (1988-89)
Rookie	
Defenseman:	172 - Colin Campbell (1974-75)
Goaltender:	60 - Andy Brown (1973-74)

SHOTS

Overall:	403 - Jaromir Jagr (1995-96)
Center:	382 - Mario Lemieux (1987-88)
Right Wing:	403 - Jaromir Jagr (1995-96)
Left Wing:	326 - Kevin Stevens (1992-93)
Defenseman:	342 - Paul Coffey (1988-89)
Rookie:	209 - Mario Lemieux (1984-85)
Rookie	
Defenseman:	156 - Darryl Edstrand (1971-72)

POWER PLAY GOALS

Overall:	31 - Mario Lemieux (1988-89)
	31 - Mario Lemieux (1995-96)
Center:	31 - Mario Lemieux (1988-89)
	31 - Mario Lemieux (1995-96)
Right Wing:	24 - Rob Brown (1988-89)
Left Wing:	26 - Kevin Stevens (1992-93)
Defenseman:	13 - Doug Bodger (1987-88)
	13 - Kevin Hatcher (1997-98)
Rookie:	13 - Rob Brown (1987-88)
Rookie	
Defenseman:	5 - Zarely Zalapski (1988-89)

POWER PLAY ASSISTS

Overall:	58 - Mario Lemieux (1987-88)
Center:	58 - Mario Lemieux (1987-88)
Right Wing:	34 - Jaromir Jagr (1998-99)
Left Wing:	27 - Pat Boutette (1981-82)
Defenseman:	53 - Paul Coffey (1988-89)
Rookie:	23 - Zarely Zalapski (1988-89)
Rookie	
Defenseman:	23 - Zarely Zalapski (1988-89)

POWER PLAY POINTS

Overall:	80 - Mario Lemieux (1987-88)
	80 - Mario Lemieux (1988-89)
Center:	80 - Mario Lemieux (1987-88)
	80 - Mario Lemieux (1988-89)
Right Wing:	51 - Jaromir Jagr (1995-96)
Left Wing:	44 - Kevin Stevens (1992-93)
Defenseman:	64 - Paul Coffey (1988-89)
Rookie:	33 - Mario Lemieux (1984-85)
Rookie	
Defenseman:	28 - Zarely Zalapski (1988-89)

SHORT-HANDED GOALS

Overall:	13 - Mario Lemieux (1988-89)
Center:	13 - Mario Lemieux (1988-89)
Right Wing:	4 - Jean Pronovost (1973-74) 1 - Rick Tocchet (1992-93)
Left Wing:	4 - Vic Hadfield (1974-75) 4 - Phil Bourque (1990-91)
Defenseman:	2 - Bob Woytowich (1968-69) 2 - Moe Mantha (1985-86) 2 - Paul Coffey (1987-88) 2 - Grant Jennings (1991-92) 2 - Larry Murphy (1991-92, 92-93) 2 - Darius Kasparaitis (1997-98) 2 - Kevin Hatcher (1998-99)
Rookie:	2 - Jean Pronovost (1968-69) 2 - Mitch Lamoreux (1984-85) 2 - Randy Cunneynorth (1985-86) 2 - Mark Recchi (1989-90)

CONSECUTIVE GAMES WITH A:

Goal:	12 - Mario Lemieux (18 goals) (October 6-November 1, 1992)
Assist:	14 - Mario Lemieux (23 assists) (January 15-February 16, 1986)
Point:	46 - Mario Lemieux (39+64=103) (October 31, 1989-February 14, 1990)
Goal, By Rookie:	7 - Mike Bullard (Eight goals) (January 23-February 6, 1982)
Assist, By Rookie:	6 - Mario Lemieux (Nine assists) (October 27-November 8, 1984) 6 - Mario Lemieux (Nine assists) (December 7-21, 1984)
Point, By Rookie:	11 - Mike Bullard (3+10=13) (December 12, 1981-January 3, 1982)

SINGLE PERIOD HIGHS

Most Goals:	4 - Mario Lemieux (January 26, 1997 at Montreal)
Most Assists:	4 - Syl Apps (March 24, 1971 vs. Detroit) 4 - Ron Stackhouse (March 8, 1975 vs. Philadelphia) 4 - Paul Coffey (February 6, 1990 vs. NY Islanders) 4 - Mario Lemieux (November 1, 1995 vs. Tampa Bay) 4 - Jaromir Jagr (December 19, 1996 at St. Louis)
Most Points:	4 - 20 times - last time - Mario Lemieux (January 26, 1997 at Montreal)
Most Shots:	7 - Five times - last time - Mario Lemieux (February 12, 1997 vs. NY Islanders)
Most Penalties:	8 - Russ Anderson (January 19, 1980 vs. Edmonton)
Most Penalty Minutes:	46 - Russ Anderson (January 19, 1980 vs. Edmonton)

SINGLE MONTH HIGHS

Most Goals:	18 - Mario Lemieux (March 1993)
Most Assists:	25 - Mario Lemieux (March 1988)
Most Points:	38 - Mario Lemieux (October 1988) (11 games - 16+22)

GOALTENDER RECORDS

MOST GAMES

All-Time:	726 - Tom Barrasso
One Season:	63 - Greg Millen (1980-81) 63 - Tom Barrasso (1992-93) 63 - Tom Barrasso (1997-98)
One Season, Home:	34 - Greg Millen (1980-81) 34 - Michel Dion (1981-82)
One Season, Road:	32 - Tom Barrasso (1997-98)

MOST MINUTES PLAYED

All-Time:	25,883 - Tom Barrasso
One Season:	3,721 - Greg Millen (1980-81)
One Season, Home:	2,040 - Greg Millen (1980-81)
One Season, Road:	1,932 - Tom Barrasso (1997-98)

MOST WINS

All-Time:	226 - Tom Barrasso
One Season:	43 - Tom Barrasso (1992-93)
One Season, Home:	24 - Tom Barrasso (1992-93)
One Season, Road:	19 - Tom Barrasso (1992-93)

MOST LOSSES

All-Time:	153 - Tom Barrasso
One Season:	31 - Les Binkley (1968-69)
One Season, Home:	17 - Les Binkley (1968-69)
One Season, Road:	17 - Les Binkley (1967-68) 17 - Michel Dion (1981-82)

MOST TIES

All-Time:	53 - Tom Barrasso
One Season:	15 - Denis Herron (1977-78)
One Season, Home:	9 - Les Binkley (1967-68)
One Season, Road:	7 - Denis Herron (1977-78) 7 - Denis Herron (1978-79) 7 - Greg Millen (1980-81)

MOST SAVES

All-Time:	12,064 - Tom Barrasso
One Season :	1,920 - Denis Herron (1977-78)
One Season, Home:	938 - Denis Herron (1977-78)
One Season, Road:	982 - Denis Herron (1977-78)
All-Time, Per Game:	30.6 - Joe Daley
One Season, Per Game:	32.6 - Denis Herron (1977-78)
One Season, Per Game, Home:	31.2 - Joe Daley (1968-69)
One Season, Per Game, Road:	35.8 - Denis Herron (1977-78)

MOST SHUTOUTS

All-Time:	22 - Tom Barrasso
One Season:	7 - Tom Barrasso (1997-98)
One Season, Home:	3 - Les Binkley (1967-68)
	3 - Ken Wregget (1995-96)
	3 - Tom Barrasso (1998-99)
One Season, Road:	6 - Tom Barrasso (1997-98)

LONGEST SHUTOUT SEQUENCE

Individual:	132:24 - Jim Rutherford (February 22-25, 1973)
	118:18 - Tom Barrasso (February 8-13, 1993)
Team:	187:30 - Ken Wregget and Tom Barrasso (January 31 - February 13, 1993)
	134:17 - Dunc Wilson and Denis Herron (March 8-12, 1971)
Against:	183:15 - (January 31 - February 9, 1980)
	170:29 - (October 31 - November 7, 1973)

HIGHEST WINNING PERCENTAGE

All-Time:	.629 - Patrick Laime (21-12-2)
One Season:	.734 - Tom Barrasso (1992-93) (43-14-5)

HIGHEST SAVE PERCENTAGE

All-Time:	.913 - Patrick Laime
One Season:	.914 - Jean-Sebastien Aubin (1999-2000)

MOST GOALS AGAINST

All-Time:	1,409 - Tom Barrasso
One Season:	258 - Greg Millen (1980-81)
One Season, Home:	128 - Greg Millen (1980-81)
One Season, Road:	130 - Greg Millen (1980-81)

LOWEST GOALS AGAINST AVERAGE

All-Time:	2.86 - Hank Bassen
One Season:	2.07 - Tom Barrasso (1997-98)
One Season, Home:	2.02 - Al Smith (1970-71)
One Season, Road:	1.83 - Tom Barrasso (1997-98)

LONGEST CONSECUTIVE STREAKS

Games Played:	26 - Greg Millen (February 7 - April 4, 1981) (11-10-5)
Wins:	14 - Tom Barrasso (March 9 - April 9, 1993)
Wins, Home:	13 - Jim Rutherford (February 16 - November 22, 1972)
Wins, Road:	6 - Tom Barrasso (March 14-April 9, 1993)
Unbeaten:	16 - Patrick Laime (December 6, 1996-January 21, 1997) (14-0-2)
Unbeaten, Home:	18 - Michel Plasse (January 11-December 31, 1975) (14-0-4)
Unbeaten, Road:	7 - Denis Herron (March 13-27, 1979) (5-0-2)
	7 - Tom Barrasso (October 20 - November 17, 1995) (5-0-2)
	7 - Tom Barrasso (November 15-December 19, 1997) (5-0-2)
Losses:	9 - Miche Dion (Dec. 20, 1983-March 1, 1984)
Losses, Home:	5 - Michel Dion (April 3 - October 22, 1982)
	5 - Denis Herron (October 18 - November 16, 1983)
Losses, Road:	10 - Joe Daley (November 13, 1968 - March 20, 1969)
	10 - Denis Herron (December 22, 1984 - March 30, 1985)
Winless:	15 - Al Smith (January 28-April 1, 1971) (0-0-5)
Winless, Home:	9 - Les Binkley (November 6 - December 21, 1968) (0-8-1)
Winless, Road:	26 - Al Smith (March 5, 1970 - April 1, 1971) (0-18-8)

MOST ASSISTS - CAREER

Tom Barrasso	31
Wendell Young	7
Denis Herron	6
Michel Dion	5
Greg Millen	5
Ken Wregget	5
Fran Pietrangelo	3
Michel Plasse	3

SEASON OPENERS (15-12-6)

Oct. 1, 1999	Pittsburgh	4	at Dallas	6	L
Oct. 10, 1998	Pittsburgh	4	at NY Islanders	3	W
Oct. 1, 1997	Los Angeles	3	at Pittsburgh	3	T*
Oct. 5, 1996	Tampa Bay	4	at Pittsburgh	3	L*
Oct. 7, 1995	Toronto	3	at Pittsburgh	8	W
Jan. 20, 1995	Pittsburgh	5	at Tampa Bay	3	W
Oct. 5, 1993	Pittsburgh	3	at Philadelphia	4	L
Oct. 6, 1992	Philadelphia	3	at Pittsburgh	3	T*
Oct. 4, 1991	Pittsburgh	5	at Buffalo	4	W
Oct. 5, 1990	Pittsburgh	7	at Washington	4	W
Oct. 5, 1989	Pittsburgh	4	at Boston	5	L
Oct. 7, 1988	Pittsburgh	6	at Washington	4	W
Oct. 8, 1987	Pittsburgh	4	at NY Rangers	4	T*
Oct. 9, 1986	Washington	4	at Pittsburgh	5	W
Oct. 10, 1985	Montreal	5	at Pittsburgh	3	L
Oct. 11, 1984	Pittsburgh	3	at Boston	4	L
Oct. 4, 1983	Pittsburgh	3	at St. Louis	5	L
Oct. 5, 1982	Pittsburgh	3	at New Jersey	3	T
Oct. 6, 1981	Pittsburgh	2	at St. Louis	6	L
Oct. 9, 1980	Pittsburgh	4	at Philadelphia	7	L
Oct. 10, 1979	Winnipeg	2	at Pittsburgh	4	W
Oct. 11, 1978	Toronto	3	at Pittsburgh	2	L
Oct. 12, 1977	St. Louis	2	at Pittsburgh	4	W
Oct. 6, 1976	Vancouver	5	at Pittsburgh	9	W
Oct. 7, 1975	Pittsburgh	4	at Washington	2	W
Oct. 9, 1974	Pittsburgh	4	at Minnesota	2	W
Oct. 12, 1973	Pittsburgh	4	at Atlanta	3	W
Oct. 7, 1972	Los Angeles	2	at Pittsburgh	4	W
Oct. 9, 1971	Philadelphia	2	at Pittsburgh	3	W
Oct. 10, 1970	Buffalo	2	at Pittsburgh	1	L
Oct. 11, 1969	Oakland	2	at Pittsburgh	2	T
Oct. 12, 1968	Montreal	1	at Pittsburgh	1	T
Oct. 11, 1967	Montreal	2	at Pittsburgh	1	L

HOME OPENERS (18-8-7)

Oct. 8, 1999	vs. Colorado	3-3	T*
Oct. 17, 1998	vs. NY Rangers	3-3	T*
Oct. 1, 1997	vs. Los Angeles	3-3	T*
Oct. 5, 1996	vs. Tampa Bay	3-4	L*
Oct. 7, 1995	vs. Toronto	8-3	W
Jan. 27, 1995	vs. Ottawa	5-4	W
Oct. 7, 1993	vs. Montreal	2-1	W*
Oct. 6, 1992	vs. Philadelphia	3-3	T*
Oct. 6, 1991	vs. Philadelphia	2-2	T*
Oct. 7, 1990	vs. New Jersey	7-4	W
Oct. 10, 1989	vs. Winnipeg	5-1	W
Oct. 11, 1988	vs. Washington	8-7	W
Oct. 13, 1987	vs. Buffalo	8-3	W
Oct. 9, 1986	vs. Washington	5-4	W
Oct. 10, 1985	vs. Montreal	3-5	L
Oct. 17, 1984	vs. Vancouver	4-3	W
Oct. 8, 1983	vs. NY Rangers	1-6	L
Oct. 9, 1982	vs. NY Rangers	3-5	L
Oct. 10, 1981	vs. Quebec	2-1	W
Oct. 11, 1980	vs. Winnipeg	5-4	W
Oct. 10, 1979	vs. Winnipeg	4-2	W
Oct. 11, 1978	vs. Toronto	2-3	L
Oct. 12, 1977	vs. St. Louis	4-2	W
Oct. 6, 1976	vs. Vancouver	9-5	W
Oct. 11, 1975	vs. Washington	7-5	W
Oct. 12, 1974	vs. Detroit	7-2	W
Oct. 13, 1973	vs. NY Rangers	2-8	L
Oct. 7, 1972	vs. Los Angeles	4-2	W
Oct. 9, 1971	vs. Philadelphia	3-2	W
Oct. 10, 1970	vs. Buffalo	1-2	L
Oct. 11, 1969	vs. California	2-2	T
Oct. 12, 1968	vs. Montreal	1-1	T
Oct. 11, 1967	vs. Montreal	1-2	L

ROAD OPENERS (13-14-6)

Oct. 1, 1999	at Dallas	4-6	L
Oct. 10, 1998	at NY Islanders	4-3	W
Oct. 3, 1997	at Carolina	4-3	W
Oct. 8, 1996	at Hartford	3-7	L
Oct. 9, 1995	at Colorado	6-6	T*
Jan. 20, 1995	at Tampa Bay	5-3	W
Oct. 5, 1993	at Philadelphia	3-4	L
Oct. 10, 1992	at Montreal	3-3	T*
Oct. 4, 1991	at Buffalo	5-4	W
Oct. 5, 1990	at Washington	7-4	W
Oct. 5, 1989	at Boston	4-5	L
Oct. 7, 1988	at Washington	6-4	W
Oct. 8, 1987	at NY Rangers	4-4	T*
Oct. 12, 1986	at Chicago	4-1	W
Oct. 16, 1985	at Chicago	5-5	T*
Oct. 11, 1984	at Boston	3-4	L
Oct. 4, 1983	at St. Louis	3-5	L
Oct. 5, 1982	at New Jersey	3-3	T
Oct. 6, 1981	at St. Louis	2-6	L
Oct. 9, 1980	at Philadelphia	4-7	L
Oct. 14, 1979	at Boston	4-1	W
Oct. 12, 1978	at Boston	2-8	L
Oct. 14, 1977	at Washington	1-2	L
Oct. 7, 1976	at Montreal	1-10	L
Oct. 7, 1975	at Washington	4-2	W
Oct. 9, 1974	at Minnesota	4-2	W
Oct. 12, 1973	at Atlanta	4-3	W
Oct. 11, 1972	at St. Louis	5-2	W
Oct. 10, 1971	at Buffalo	1-2	L
Oct. 15, 1970	at Minnesota	2-4	L
Oct. 19, 1969	at Boston	0-4	L
Oct. 16, 1968	at Toronto	2-2	T
Oct. 13, 1967	at St. Louis	3-1	W

WINNING - UNBEATEN - LOSING - WINLESS STREAKS

SEASON	OVERALL				HOME				ROAD			
	WIN	UNBT	LOSS	WINLESS	WIN	UNBT	LOSS	WINLESS	WIN	UNBT	LOSS	WINLESS
1967-68	4	5	3	4	3	5	2	5	3	3	5	8
1968-69	4	6	7	9	4	4	4	6	2	5	8	14
1969-70	3	4	6	10	4	6	3	4	2	2	4	9
1970-71	2	4	4	8	7	7	2	5	2	3	15	*18
1971-72	4	5	6	9	3	4	3	4	3	6	6	14
1972-73	4	5	5	8	4	8	3	3	1	2	9	9
1973-74	3	4	6	8	3	6	4	4	2	3	4	5
1974-75	3	7	3	7	9	*20	2	4	3	4	4	6
1975-76	4	11	3	7	6	10	4	4	2	6	7	9
1976-77	3	6	4	6	3	7	2	3	2	2	3	6
1977-78	2	7	5	6	2	6	3	5	2	6	5	8
1978-79	4	10	4	5	6	8	3	3	3	7	6	8
1979-80	3	7	6	8	4	7	5	5	2	3	7	7
1980-81	6	6	3	6	5	6	3	3	2	4	8	11
1981-82	4	7	4	9	4	8	2	5	3	3	7	12
1982-83	3	5	*11	*18	3	3	4	7	1	2	*18	*18
1983-84	2	3	8	8	1	2	*7	*11	4	5	6	7
1984-85	5	5	9	12	3	3	4	7	2	2	8	10
1985-86	5	6	5	7	4	10	4	6	2	2	5	5
1986-87	7	7	4	9	6	6	2	3	2	2	4	12
1987-88	4	4	6	10	6	6	3	7	4	4	4	5
1988-89	5	8	4	6	6	12	4	4	3	4	1	8
1989-90	4	5	4	8	7	7	4	4	2	3	8	13
1990-91	6	7	3	5	*11	14	3	5	3	4	6	10
1991-92	4	6	4	6	9	9	4	4	5	5	4	7
1992-93	#17	*18	3	3	10	11	2	3	*7	*8	3	2
1993-94	4	8	4	4	4	7	3	3	4	4	2	4
1994-95	7	13	3	3	7	9	2	2	4	6	3	3
1995-96	8	8	3	3	8	8	3	3	3	6	4	5
1996-97	6	14	6	6	6	8	3	3	6	7	8	13
1997-98	6	8	3	6	5	10	2	5	5	7	3	5
1998-99	10	10	3	8	9	11	3	4	2	3	3	6
1999-2000	4	5	4	8	5	8	3	5	3	3	6	8

* - Team Record, # - NHL Record

Longest Winning	17	Mar. 9-Apr. 11, 1993
Longest Home Winning	11	Jan. 5-Mar. 7, 1991
Longest Road Winning	7	Mar. 14-Apr. 9, 1993
Longest Unbeaten	18	Mar. 9-Apr. 14, 1993 (17-0-1)
Longest Home Unbeaten	20	Nov. 30, 1974-Feb. 22, 1975 (12-0-8)
Longest Road Unbeaten	8	Mar. 14-Apr. 14, 1993 (7-0-1)
Longest Losing	11	Jan. 22-Feb. 10, 1983
Longest Home Losing	8	Apr. 3-Oct. 29, 1983 (2 Seasons)
	7	Oct. 8-29, 1983
Longest Road Losing	18	Dec. 23, 1982-Mar. 4, 1983
Longest Winless	18	Jan. 2-Feb. 10, 1983 (0-17-1)
Longest Home Winless	12	Apr. 3-Nov. 9, 1983 (0-10-2) (2 Seasons)
	11	Oct. 8-Nov. 9, 1983 (0-9-2)
Longest Road Winless	18	Oct. 25, 1970-Jan. 14, 1971 (0-11-7)
	18	Dec. 23, 1982-Mar. 4, 1983 (0-18-0)
Consecutive Games Without Being Shut Out	211	Jan. 7, 1989-Oct. 28, 1991
Consecutive Home Games Without Being Shut Out	206	Jan. 28, 1992-Oct. 8, 1997
Consecutive Road Games Without Being Shut Out	120	Jan. 12, 1990-Dec. 29, 1991
Consecutive Games Without Shutting Out Opponent	156	Mar. 12, 1977-Dec. 9, 1978
Consecutive Home Games Without Shutting Out Opponent	95	Apr. 2, 1980-Dec. 1, 1982
Consecutive Road Games Without Shutting Out Opponent	188	Jan. 24, 1987-Dec. 5, 1991
Consecutive Games Tied	4	Dec. 8-15, 1979

ALL-TIME OVERTIME RECORD

YEAR	OVERALL					HOME					ROAD				
	GP	W	L	T	PTS	GP	W	L	T	PTS	GP	W	L	T	PTS
1982-84	12	1	5	6	8	7	0	3	4	4	5	1	2	2	4
1984-85	8	3	0	5	11	3	0	0	3	3	5	3	0	2	8
1985-86	14	3	3	8	14	7	1	1	5	7	7	2	2	3	7
1986-87	21	5	4	12	22	11	4	1	6	14	10	1	3	6	8
1987-88	16	5	2	9	19	9	2	1	6	10	7	3	1	3	9
1988-89	10	2	1	7	11	3	0	0	3	3	7	2	1	4	8
1989-90	14	3	3	8	14	7	2	2	3	7	7	1	1	5	7
1990-91	12	4	2	6	14	7	3	1	3	9	5	1	1	3	5
1991-92	12	2	1	9	13	8	1	1	6	8	4	1	0	3	5
1992-93	10	3	0	7	13	6	2	0	4	8	4	1	0	3	5
1993-94	19	4	2	13	21	11	2	1	8	12	8	2	1	5	9
1994-95	5	1	1	3	5	1	0	0	1	1	4	1	1	2	4
1995-96	9	3	2	4	10	4	2	2	4	4	5	1	0	4	6
1996-97	13	1	4	8	10	9	1	3	7	7	4	0	1	3	3
1997-98	23	3	2	18	24	13	2	1	14	14	10	1	1	8	10
1998-99	22	7	1	14	28	14	4	0	18	18	8	3	1	4	10
1999-2000	17	3	6	8	14(20)	7	0	0	7	7	10	3	6	1	7(13)
TOTALS	237	53	39	145	251(257)	127	26	17	84	136	110	27	22	61	115(121)

CAREER OVERTIME SCORING LEADERS

PLAYER	G	A	PTS	PLAYER	G	A	PTS
Mario Lemieux	9	10	19	Norm Schmidt	0	2	2
JAROMIR JAGR	9	5	14	Bryan Smolinski	0	2	2
Ron Francis	1	5	6	MARTIN STRAKA	0	2	2
Kevin Stevens	3	2	5	Zarley Zalapski	0	2	2
Larry Murphy	1	4	5	Wayne Babych	1	0	1
Paul Coffey	0	4	4	Randy Carlyle	1	0	1
Rob Brown	2	1	3	Randy Gilhen	1	0	1
Kevin Hatcher	2	1	3	Chris Kontos	1	0	1
Randy Hillier	2	1	3	Joe Mullen	1	0	1
Kip Miller	2	1	3	Fredrik Olausson	1	0	1
Doug Bodger	1	2	3	Mark Recchi	1	0	1
Phil Bourque	1	2	3	Ulf Samuelsson	1	0	1
Craig Simpson	1	2	3	Doug Shedden	1	0	1
Scott Young	1	2	3	Charlie Simmer	1	0	1
JIRI SLEGR	0	3	3	John Chabot	0	1	1
German Titov	0	3	3	Ron Duguay	0	1	1
Warren Young	0	3	3	Bob Errey	0	1	1
Randy Cunneyworth	1	1	2	Lee Giffin	0	1	1
Dan Frawley	1	1	2	Dave Hannan	0	1	1
HANS JONSSON	1	1	2	DARIUS KASPARAITIS	0	1	1
ALEXEI KOVALEV	1	1	2	Rick Kehoe	0	1	1
ROBERT LANG	1	1	2	Norm Maciver	0	1	1
Troy Loney	1	1	2	AI EKSFY MOROZOV	0	1	1
Moe Mantha	1	1	2	Tom O'Regan	0	1	1
Paul Stanton	1	1	2	Wilf Paiment	0	1	1
Stu Barnes	0	2	2	Gary Rusling	0	1	1
John Cullen	0	2	2	Gord Roberts	0	1	1
JAN HRDINA	0	2	2	Ville Siren	0	1	1
Tomas Sandstrom	0	2	2	Tony Tanti	0	1	1
				Rick Tocchet	0	1	1

CAREER OVERTIME VS. EACH TEAM

TEAM	GP	RECORD	TEAM	GP	RECORD
Anaheim	3	0-1-2	Nashville	2	1-0-1
Atlanta	1	1-0-0	New Jersey	12	2-1-9
Boston	12	4-1-7	NY Islanders	12	2-3-7
Buffalo	18	3-4-11	NY Rangers	23	9-3-11
Calgary	6	0-0-6	Ottawa	8	1-0-7
Carolina	10	3-1-6	Philadelphia	19	3-6-10
Chicago	5	0-0-5	Phoenix	7	1-3-3
Colorado	9	1-2-6	San Jose	3	0-0-3
Dallas	4	1-0-3	St. Louis	6	0-0-6
Detroit	9	1-2-6	Tampa Bay	5	1-1-3
Edmonton	5	1-1-3	Toronto	6	1-2-3
Florida	3	0-1-2	Vancouver	7	3-0-4
Los Angeles	10	3-4-3	Washington	16	6-3-7
Montreal	16	5-0-11	TOTALS	237	53-39-145

PENGUINS OVERTIME VICTORIES

Player	Date	Time	Opponent	Goalie	Final Score
Randy Carlyle	12/23/83	2:12	at New Jersey	Rasch	6-5
Mario Lemieux	11/14/84	3:54	at Winnipeg	Behrend	4-3
Randy Hillier	12/7/84	1:35	at NY Rangers	Hanlon	4-3
Wayne Babych	3/9/85	1:06	at Boston	Peeters	6-5
Dan Frawley	12/19/85	0:38	at Minnesota	Casey	4-3
Doug Shedden	2/24/86	3:54	vs. Los Angeles	Melanson	6-5
Mario Lemieux	4/6/86	0:25	at NY Rangers	Hanlon	5-4
Doug Bodger	10/11/86	0:50	vs. NY Rangers	Vanbiesbrouck	6-5
Mario Lemieux	10/14/86	3:40	vs. Los Angeles	Melanson	4-3
Randy Cunneyworth	10/22/86	2:30	vs. Buffalo	Cloutier	5-4
Chris Kontos	2/8/87	2:12	at New Jersey	Chevrier	2-1
Mario Lemieux	4/4/87	1:26	vs. Detroit	Hanlon	4-3
Craig Simpson	10/31/87	4:05	at Quebec	Brunetta	5-4
Moe Mantha	11/14/87	2:04	vs. NY Rangers	Vanbiesbrouck	3-2
Charlie Simmer	1/23/88	0:24	at Montreal	Hayward	4-3
Mario Lemieux	2/2/88	4:11	vs. Washington	Peeters	3-2
Mario Lemieux	4/2/88	4:02	at Washington	Malarchuk	7-6
Rob Brown	12/26/88	1:39	at Hartford	Liut	4-3
Mario Lemieux	4/2/89	3:38	at Philadelphia	Empty Net	6-5
Randy Hillier	10/14/89	1:40	vs. Montreal	Roy	2-1
Troy Loney	2/14/90	3:33	at NY Rangers	Richter	4-3
Randy Gilhen	2/22/90	4:26	vs. NY Islanders	Fitzpatrick	4-3
Mark Recchi	11/24/90	1:11	vs. Washington	Liut	3-2
Scott Young	1/17/91	3:31	at Toronto	Ing	6-5
Paul Stanton	1/29/91	2:46	vs. Washington	Beaupre	3-2
Kevin Stevens	3/21/91	0:13	vs. NY Rangers	Vanbiesbrouck	5-4
Phil Bourque	10/15/91	2:30	at NY Islanders	Healy	7-6
Kevin Stevens	11/13/91	3:25	vs. Edmonton	Ranford	5-4
Jaromir Jagr	12/17/92	2:50	at Philadelphia	Soderstrom	5-4
Jaromir Jagr	3/11/93	3:18	vs. Los Angeles	Stauber	4-3
Ulf Samuelsson	4/7/93	2:11	vs. Montreal	Roy	4-3
Joe Mullen	10/7/93	1:13	vs. Montreal	Roy	2-1
Jaromir Jagr	12/4/93	2:04	at Hartford	Reese	7-6
Ron Francis	1/7/94	4:54	at Buffalo	Hasek	4-3
Kevin Stevens	1/11/94	4:09	at Boston	Blue	5-4
Larry Murphy	3/4/95	4:36	at Boston	Riendeua	4-3
Jaromir Jagr	11/17/95	2:48	at Washington	Carey	3-2
Mario Lemieux	1/22/96	1:54	vs. Boston	Ranford	7-6
Mario Lemieux	2/18/96	2:17	vs. NY Rangers	Healy	4-3
Fredrik Olausson	3/8/97	0:19	vs. Philadelphia	Snow	3-2
Kevin Hatcher	10/25/97	0:41	at Vancouver	McLean	3-2
Rob Brown	11/1/97	3:52	vs. Vancouver	McLean	7-6
Jaromir Jagr	11/22/97	0:25	vs. NY Rangers	Richter	4-3
Kevin Hatcher	12/15/98	3:17	vs. Tampa Bay	Schwab	3-2
Jaromir Jagr	12/26/98	1:18	vs. Ottawa	Tughutt	2-1
Alexei Kovalev	2/9/99	4:31	vs. Montreal	Chabot	3-2
Jaromir Jagr	2/11/99	1:21	vs. Vancouver	Hirsch	6-5
Kip Miller	2/13/99	3:39	at Nashville	Voukon	3-2
Kip Miller	3/10/99	2:49	at Carolina	Irbe	3-2
Jaromir Jagr	4/18/99	1:22	at NY Rangers	Richter	2-1
Robert Lang	1/31/00	4:28	at Atlanta	Fankhouser	2-1
Hans Jonsson	3/30/00	2:25	at Washington	Kolzig	4-3
Jaromir Jagr	4/7/00	0:13	at Buffalo	Hasek	2-1

PENGUINS OVERTIME DEFEATS

Player	Date	Time	Opponent	Goalie	Final Score
Lucien DeBlois	10/12/83	1:34	vs. Winnipeg	Dion	4-3
Bobby Clarke	11/20/83	2:43	at Philadelphia	Herron	5-4
Paul MacLean	1/18/84	1:28	vs. Winnipeg	Dion	5-4
Dave Andreychuk	2/8/84	0:35	vs. Buffalo	Herron	6-5
Mark Osborne	2/26/84	2:18	at NY Rangers	Herron	4-3
Tiger Williams	11/16/85	3:10	at Los Angeles	Romano	4-3
Murray Craven	12/22/85	2:12	at Philadelphia	Meloche	3-2
Ilkka Sinisalo	4/5/86	1:59	vs. Philadelphia	Meloche	4-3
Steve Thomas	12/13/86	4:36	at Toronto	Romano	3-2
Mike Bossy	12/23/86	3:25	at NY Islanders	Romano	4-3
Mike Gartner	1/1/87	1:30	at Washington	Romano	4-3
Tomas Sandstrom	3/14/87	1:05	vs. NY Rangers	Riggin	3-2
Kevin Dineen	1/9/88	0:55	at Hartford	Meloche	5-4
Mario Marois	2/23/88	2:40	vs. Winnipeg	Pietrangelo	4-3
Dave Taylor	3/7/89	2:37	at Los Angeles	Barrasso	3-2
Don Maloney	2/6/90	4:28	vs. NY Islanders	Barrasso	8-7
Craig MacTavish	3/6/90	1:17	at Edmonton	Pietrangelo	4-3
Uwe Krupp	3/31/90	1:00	vs. Buffalo	Barrasso	3-2
Tony Granato	11/17/90	0:52	at Los Angeles	Pietrangelo	2-1
Patrick Flatley	12/23/90	4:29	vs. NY Islanders	Pietrangelo	4-3
Donald Audette	1/23/92	3:15	vs. Buffalo	Young	5-4
Tony Amonte	2/21/94	0:08	at NY Rangers	Barrasso	4-3
Randy Burridge	3/15/94	0:40	vs. Washington	Barrasso	5-4
Rod Brind'Amour	4/16/95	1:30	at Philadelphia	Wregget	4-3
Yanic Perreault	10/21/95	0:40	vs. Los Angeles	Wregget	3-2
Steve Thomas	3/9/96	0:21	vs. New Jersey	Barrasso	4-3
Shawn Burr	10/5/96	1:37	vs. Tampa Bay	Barrasso	4-3
Adam Oates	1/14/96	1:05	at Boston	Wregget	2-1
Valeri Kamensky	1/23/97	3:55	vs. Colorado	Lalime	4-3
Brendan Shanahan	2/8/97	2:01	vs. Detroit	Lalime	6-5
Valeri Kamensky	1/3/98	3:04	vs. Colorado	Skudra	5-4
Alexandre Daigle	3/8/98	4:03	at Philadelphia	Wregget	4-3
Dixon Ward	3/28/99	2:27	at Buffalo	Aubin	4-3
Teemu Selanne	10/27/99	3:38	at Anaheim	Aubin	2-1
Sergei Fedorov	11/12/99	0:36	at Detroit	Aubin	3-2
Mike Wilson	11/20/99	2:57	at Florida	Aubin	2-1
Mats Sundin	12/4/99	0:27	at Toronto	Barrasso	3-2
Adam Oates	12/29/99	4:32	at Washington	Aubin	3-2
Luke Richardson	2/24/00	4:51	at Philadelphia	Aubin	4-3

PENGUINS MONTH BY MONTH

HISTORY

	OCT.	NOV.	DEC.	JAN.	FEB.	MAR.	APR.	MAY	FINAL RECORD
1967-68	3-6-1	6-3-2	4-8-2	4-7-2	4-5-3	6-5-3			27-34-13
1968-69	1-4-2	4-8-2	2-10-2	3-10-1	4-6-2	6-7-2			20-45-11
1969-70	1-4-3	5-6-2	5-7-0	3-7-3	8-5-0	3-7-4	1-2-0		26-38-12
1970-71	2-4-3	3-6-5	5-7-3	6-5-1	3-7-3	2-7-3	0-1-2		21-37-20
1971-72	5-5-2	3-9-0	3-7-4	1-8-3	7-6-0	6-3-4	1-0-1		26-38-14
1972-73	5-5-0	7-5-2	3-6-4	6-9-0	6-5-1	4-7-2	1-0-0		32-37-9
1973-74	4-4-1	3-7-2	2-10-2	5-8-0	5-6-1	7-4-3	2-2-0		28-41-9
1974-75	2-4-1	6-6-3	4-6-4	8-3-2	7-3-3	9-4-2	1-2-0		37-28-15
1975-76	4-2-1	6-8-1	5-7-2	4-7-3	8-2-4	7-6-1	1-1-0		35-33-12
1976-77	2-6-4	6-5-1	7-5-1	7-4-2	5-5-4	5-8-1	2-0-0		34-33-13
1977-78	3-5-1	4-6-3	4-6-4	5-5-3	4-2-5	2-11-2	3-2-0		25-37-18
1978-79	1-6-2	5-7-1	9-2-4	5-7-1	6-3-1	8-4-4	2-2-0		36-31-13
1979-80	4-4-1	5-4-3	5-3-7	5-10-0	4-7-0	6-7-2	1-2-0		30-37-13
1980-81	4-5-1	2-8-3	5-6-3	6-6-1	7-5-1	5-6-3	1-1-1		30-37-13
1981-82	5-7-2	7-1-2	4-7-2	5-8-2	3-8-2	5-5-3	2-0-0		31-36-13
1982-83	3-9-1	5-3-3	3-9-2	1-12-1	3-11-0	3-7-2	0-2-0		18-53-9
1983-84	3-9-0	3-7-3	3-8-2	1-11-0	3-10-1	3-12-0	0-1-0		16-58-6
1984-85	5-4-0	1-8-3	8-5-1	4-8-1	2-10-0	4-12-0	0-4-0		24-51-5
1985-86	3-5-2	5-7-1	8-6-1	7-4-2	7-4-1	3-9-1	1-3-0		34-38-8
1986-87	8-3-0	5-5-4	2-7-3	4-8-1	4-7-2	5-8-2	2-0-0		30-38-12
1987-88	3-6-3	6-4-2	7-4-2	5-9-2	4-7-0	9-5-0	2-0-0		36-35-9
1988-89	7-4-0	7-6-0	9-2-3	5-6-1	4-6-3	6-9-0	2-0-0		40-33-7
1989-90	3-7-2	6-7-0	7-5-1	6-6-1	8-5-1	2-10-3			32-40-8
1990-91	6-6-1	5-6-1	10-6-1	7-4-0	4-7-1	9-4-2			41-33-6
1991-92	5-5-2	8-3-2	9-5-0	3-7-1	3-7-3	10-3-1	1-2-0		39-32-9
1992-93	8-1-2	9-5-1	9-3-1	8-5-1	5-5-1	11-2-0	6-0-1		56-21-7
1993-94	7-4-1	5-3-5	6-4-2	6-3-3	7-6-1	9-5-1	4-2-0		44-27-13
1994-95					9-3-2	8-6-0	7-5-1	0-2-0	29-16-3
1995-96	4-2-2	10-3-1	10-4-0	7-7-0	6-5-1	9-5-0	3-3-0		49-29-4
1996-97	2-8-0	6-5-2	11-2-2	8-3-1	4-7-0	5-8-2	2-3-1		38-36-8
1997-98	7-5-2	7-4-3	7-3-3	8-3-2	1-2-3	6-3-4	4-4-1		40-24-18
1998-99	4-3-2	6-3-3	5-4-2	8-5-0	9-5-0	4-5-6	2-5-1		38-30-14
1999-2000	2-4-3-1	6-7-0-2	8-6-0-2	5-8-1-0	5-4-4-1	8-6-0-0	3-2-0		37-37-8-6

October	126-156-48-1
November	172-175-66-2
December	189-180-70-2
January	171-213-42-0
February	169-186-54-1
March	195-210-63-0
April	57-51-9-0
May	0-2-0
TOTAL	1079-1173-352-6

PENGUINS ALL-TIME HAT TRICKS

YR	PLAYER (#)	DATE	OPPONENT	GOALIE(S)	YR	PLAYER (#)	DATE	OPPONENT	GOALIE(S)
1967-68 (2)	Andy Bergase	Oct. 18	vs Minnesota	Maniago (2), Buzmar	.984-85 (2)	Mike Bullard (2)*	Dec. 5	vs St. Louis	Mike Lutz
	Ken Schirke	Oct. 21	vs Chicago	Doris DeJordy		Mike Bullard (3)	Dec. 26	vs NY Islanders	Kelley Huddey
.986-87 (0)					1985-86 (5)	Mike Bullard (4)	Dec. 31	at St. Louis	Rick Wamsley
1969-70 (1)	Ken Schirke (2)	Feb. 4	vs Minnesota	Maniago/Brodertox(2)		Mario Lemieux*	Dec. 31	at St. Louis	Rick Wamsley
1970-71 (2)	Glen Sacher	Dec. 19	vs Detroit	Jim McLeod (2), ENG		Mike Bullard (5)	Jan. 22	at Edmonton	Andy Moog
	Duane Rupp	Mar. 24	vs Detroit	Jim Rutherford		Doug Sneedler (2)	Feb. 15	vs Vancouver	Richard Brodeur
1971-72 (1)	Bub Leter	Dec. 1	vs Detroit	Smith (2), Daley	1985-87 (12)	Mike Bullard (6)	Feb. 21	at Detroit	Stefan Lofrest (2)
1972-73 (9)	A. McDonough	Oct. 11	at St. Louis	Wayne Stephenson		R. Cunsayworth	Oct. 9	vs Washington	A. Jensen
	Lowell MacDonald	Nov. 5	vs Minnesota	Giles Gilbert		Mario Lemieux (2)	Oct. 17	at Buffalo	Tom Barraso
	A. McDonough (2)	Nov. 19	vs Atlanta	Phil Myre		Terry Robinson	Oct. 18	vs New Jersey	Rick Friesen
	A. McDonough (3)	Nov. 22	vs St. Louis	Wayne Stephenson		Kevin Laidée	Oct. 29	vs New Jersey	Alan Cheevers
	Eddie Shack	Nov. 29	vs Toronto	Ron Low		John Chabot	Dec. 6	vs Minnesota	Dan Desjardis
	Sy Apps	Dec. 15	vs NY Islanders	Gery Desjardis		Mario Lemieux (3)*	Dec. 7	vs Toronto	Wesley (3), Bester
1973-74 (3)	Lowell MacDonald (2)	Nov. 13	vs Minnesota	Cesare Maniago		Craig Simpson	Dec. 22	at Montreal	Pasick Roy
	Bob Kelly	Mar. 24	vs Detroit	Doug Grant		Mario Lemieux (4)	Jan. 23	at Vancouver	Frank Caprice
	Lowell MacDonald (3)	Mar. 27	vs Minnesota	Lorne Wamsley		Mario Lemieux (5)	Feb. 5	at Boston	B. Rufford
1974-75 (3)	Rick Kehoe	Feb. 15	at Toronto	Doug Favell	1987-88 (9)	R. Cunsayworth (2)*	Mar. 3	at Quebec	Gosselin(2), Marchuk
	Jean Pronovost	Feb. 26	vs Washington	Michel Bihemour		Mario Lemieux (6)	Mar. 6	at Winnipeg	Eidon Reddick
	Pierre Larouche	Mar. 12	vs Boston	Giles Gilbert		Mario Lemieux (7)	Mar. 12	vs Quebec	Gosselin-ENG(2)
1975-76 (9)	Jean Pronovost (2)	Nov. 12	at Washington	Bernie Welle		Dan Quinn	Oct. 15	vs NY Rangers	Bob Froese
	Sy Apps (2)	Dec. 17	at California	Giles Meloche		Mario Lemieux (8)	Oct. 15	vs NY Rangers	Bob Froese
	Bob Kelly (2)	Dec. 7	at California	Giles Meloche		Mario Lemieux (9)	Oct. 24	vs Buffalo	Jacques Laperriere
	Sue Gilbertson	Jan. 18	vs NY Rangers	Wilson Soetaert		Mario Lemieux (10)	Jan. 5	vs Los Angeles	Gerrit Healy
	Pierre Larouche (2)	Feb. 8	at Vancouver	Smith (2), Lockett		Mario Lemieux (11)	Jan. 0	at Detroit	Gerrit Healy
	Jean Pronovost (3)	Feb. 19	vs Toronto	Doug Favell		Pau Coffey	Jan. 20	at Chicago	Mason(2), Pang
	Pierre Larouche (3)	Feb. 21	vs Chicago	Giles Valenmore		Dan Quinn (2)	Feb. 28	at Chicago	Darren Pang
	Lowell MacDonald (4)	Feb. 21	vs Chicago	Giles Valenmore		Dan Quinn (3)	Mar. 7	at Winnipeg	Mike Vernon
	Rick Kehoe (2)	Mar. 10	vs Buffalo	Al Smith	1988-89 (13)	Mario Lemieux (12)	Apr. 2	at Washington	Clint Marzjuk
1976-77 (2)	Rick Kehoe (3)	Oct. 6	vs Vancouver	Maniago (2), Reiney		Mario Lemieux (13)	Oct. 13	vs Washington	Maurand(2), Peeters
	Pierre Larouche (4)	Feb. 19	at Toronto	Palmatier/Thomaz(2)		Bob Brown	Oct. 15	vs NY Rangers	Vincent Stenlund
1977-78 (3)	Bob Chapman	Nov. 16	vs Minnesota	Pete LaFres		Mario Lemieux (14)	Oct. 16	vs Philadelphia	Ron Hextall
	Pete Malovich	Nov. 30	vs Detroit	Ron Low		Bob Brown (2)	Nov. 25	at Washington	Clint Marzjuk
	Wayne Stanchi	Dec. 31	vs Cleveland	Gary Edwards		Mario Lemieux (15)	Dec. 21	at Toronto	Ken Wreggett
1978-79 (3)	Grec Knirschuk	Mar. 4	at Colorado	Michel Plasse		Mario Lemieux (16)	Dec. 31	vs New Jersey	Sauz(2), Herrem/ENG
	Ron Stakhouse	Mar. 18	at NY Rangers	Wayne Thomas		Mario Lemieux (17)	Jan. 10	vs NY Islanders	Kelley Huddey
	Greg Malone	Mar. 28	vs NY Rangers	Doug Soetaert		Bob Brown (3)	Jan. 28	vs Detroit	Stefan Lofrest
1979-80 (1)	Gary McAdam	Nov. 28	vs Quebec	Michol Elton		Bob Brown (4)	Feb. 5	at Boston	Andy Moog
1980-81 (5)	Rick Kehoe (4)	Nov. 26	vs Vancouver	Richard Brodeur		Mario Lemieux (18)	Feb. 14	vs Buffalo	Jacques Cloutier
	Rick Kehoe (5)	Dec. 3	at Toronto	Jim Chu		Mario Lemieux (19)	Mar. 12	at Chicago	Alan Cheevers
	Paul Gardner*	Dec. 13	vs Philadelphia	Phil Myre		Mario Lemieux (20)	Mar. 25	vs New Jersey	Sauze(2), Burke
	Rick Kehoe (6)	Jan. 14	vs St. Louis	Ed Stasiowski	1989-90 (10)	Mario Lemieux (21)*	Mar. 30	vs Hartford	Kay Whitmore
	Gregg Sheppard	Mar. 16	at Edmonton	Ed Mio		Mario Lemieux (22)	Oct. 17	vs Toronto	Alan Bester/ENG(2)
1981-82 (4)	Paul Gardner (2)	Nov. 7	vs Philadelphia	Pete Lindberg		Kevin Stevens	Oct. 31	vs Los Angeles	Kelley Huddey
	Doug Sneedler	Jan. 2	vs Hartford	John Garrett		Mario Lemieux (23)	Dec. 2	at Quebec	Ron Tugnutt
	Rick Kehoe (7)	Jan. 20	vs Boston	Marco Baron		Bob Brown (5)	Dec. 12	vs Boston	Moog(2), Lemelin
	Andre St. Laurent	Mar. 6	at Quebec	Dan Bouchard		Mario Lemieux (24)*	Jan. 8	at NY Rangers	Froese(2), VanDerbrugg(2)
						Tony Tartil	Jan. 30	vs Philadelphia	Ken Wreggett
						Mario Lemieux (25)	Feb. 2	vs Edmonton	Randy Exelby(2), ENG
						Bob Brown (6)	Feb. 10	vs Los Angeles	Huddey/Gosselin/ENG
						John Clifer	Feb. 20	vs Philadelphia	Ken Wreggett(2), ENG
						Bob Brown (7)	Mar. 4	vs Minnesota	Jarmo Mylly(2), ENG

PENGUINS ALL-TIME HAT TRICKS

YR	PLAYER (#)	DATE	OPPONENT	GOALIE(S)
1991-92 (11)				
	Mario Lemieux (2)	Oct. 15	at NY Islanders	Glenn Hayes
	Bob Errey	Oct. 17	vs NY Islanders	Glenn Hayes(2)/ENG
	Kevin Stevens (3)	Nov. 3	vs Edmonton	Bill Ranford
	Mark Recchi	Nov. 8	at Quebec	Ron Tugnutt
	Kevin Stevens (4)	Nov. 28	at Quebec	Ron Tugnutt
	Kevin Stevens (5)	Nov. 29	at Philadelphia	Roussel(2)/Wraggert
	Kevin Stevens (6)	Dec. 5	at San Jose	Heber(4)/Ward(2)
	Joe Mullen *	Dec. 23	at NY Islanders	Glenn Holy
	Joe Mullen (2)*	Dec. 26	vs Toronto	Grant Fuhr
	Joe Mullen (3)	Feb. 18	vs Toronto	Rick Wamsley
	Rick Tocchet	Mar. 6	at San Jose	Jarmo Myllys
1992-93 (10)				
	Kevin Stevens (7)*	Oct. 17	at Hartford	Burke(3)/Petrangelo
	Mario Lemieux (28)	Oct. 22	vs Detroit	Tim Cheveldae
	Kevin Stevens (8)	Dec. 12	vs New Jersey	Cris Tierney
	Kevin Stevens (9)	Jan. 26	vs Washington	Don Beaupre
	Mario Lemieux (29)*	Mar. 18	vs Washington	Beaupre(3)/Hrivnak
	Mario Lemieux (30)*	Mar. 20	vs Philadelphia	Soderstrom(3)/Roussel
	Rick Tocchet (2)	Apr. 1	vs Hartford	Gosselin/Petrangelo(2)
	Rick Tocchet (3)	Apr. 7	vs Montreal	Patrick Roy
	Joe Mullen (4)	Apr. 9	at NY Rangers	Hirsch/Richter(2)
	Mario Lemieux (31)*	Apr. 9	at NY Rangers	Hirsch(3)/Richter(2)
1993-94 (2)				
	Kevin Stevens (10)	Jan. 1	vs Boston	John Blue
	Marin Staska	Mar. 8	vs Boston	Vincent Riendeau
1994-95 (2)				
	Jaromir Jagr (2)	Feb. 4	vs Boston	Vincent Riendeau
	Luc Robitaille *	Feb. 6	vs Hartford	Jeff Reese
1995-96 (8)				
	Mario Lemieux (32)	Oct. 26	at NY Islanders	Tommy Soderstrom
	Mario Lemieux (33)	Oct. 28	at New Jersey	Martin Brodeur
	Ron Francis	Nov. 10	at San Jose	Heber(2)/Maherty
	Makus Naslund	Nov. 29	vs Ottawa	Michael Bates
	Mario Lemieux (34)*	Nov. 30	at Boston	Balcer(2)/Blington(2)
	Mario Lemieux (35)	Dec. 30	vs Florida	John Vanbiesbrouck
	Mario Lemieux (36)	Jan. 27	vs Philadelphia	Snow(2)/Heistall
	Petr Nedved *	Mar. 5	vs Winnipeg	Knabblund(2)/Roussel(2)
	Mario Lemieux (37)*	Mar. 26	vs St. Louis	Fuhr/Casey(4)
1996-97 (4)				
	Jaromir Jagr (3)	Nov. 2	vs Ottawa	Ron Tugnutt
	Jaromir Jagr (4)	Nov. 30	vs Boston	Bill Ranford
	Mario Lemieux (38)	Dec. 19	at St. Louis	on Casey
	Mario Lemieux (39)*	Jan. 26	at Montreal	Jocelyn Thibault
1997-98 (3)				
	Ron Francis (2)	Dec. 29	vs NY Islanders	Schaidt/Sabo (2)
	Stu Barnes	Jan. 10	vs New Jersey	Martin Brodeur
	Martin Staska (2)	Apr. 18	vs Boston	DeFoe (2)/Fallis
1998-99 (2)				
	Stu Barnes (2)	Nov. 25	at Washington	Olaf Kolzig
	Martin Staska (3)	Nov. 28	at Montreal	Theodore (2)/ENG
1999-2000 (3)				
	Aleksay Morozov	Oct. 7	at New Jersey	Martin Brodeur
	Jaromir Jagr (5)	Nov. 26	vs Ottawa	Patrick Lalme
	Jaromir Jagr (6)	Dec. 30	vs NY Islanders	Rosento Luongo
TOTAL - 153		HOME - 95	ROAD - 58	
MOST ALL-TIME				
	Mario Lemieux (39), Kevin Stevens (10), Rick Kehoe (8)			
MOST ONE YEAR (Player)				
	Mario Lemieux (9) in 1988-89			
MOST ONE YEAR (Team)				
	13 in 1988-89			
* Four Goal Game # Five Goal Game				

OPPONENTS ALL-TIME HAT TRICKS

YR	PLAYER/TEAM	DATE	LOCATION	GOALIE(S)
1967-68 (4)				
	Stan Mikita CHI*	Dec. 6	at Chicago	Binkley(2)/Bassen
	Bob Paford TOR	Jan. 13	at Toronto	Les Binkley
	Dick Duff MTL	Feb. 17	at Montreal	Les Binkley
	Jean Beliveau MTL	Mar. 16	at Montreal	Bassen(2)/ENG
	Bobby Rousseau MTL	Nov. 7	at Montreal	Les Binkley
	Bobby Hull CHI	Nov. 14	at Pittsburgh	Les Binkley
	Phil Esposito BOS	Dec. 15	at Boston	Joe Daley
1969-70 (5)				
	George Howe DET	Nov. 2	at Detroit	Al Smith
	Ab McDonald STL	Nov. 19	at Pittsburgh	Les Binkley
	Dave Keon TOR	Jan. 17	at Toronto	Les Binkley
	Dave Bolen NYR	Feb. 1	at NY Rangers	Al Smith
	Stan Mikita CHI (2)	Feb. 11	at Chicago	Al Smith
1970-71 (5)				
	Walt McKechnie MIN	Oct. 5	at Minnesota	Al Smith
	Phil Esposito BOS (2)	Dec. 6	at Boston	Les Binkley
	Brian Spencer TOR	Jan. 9	at Toronto	Al Smith
	Phil Esposito BOS (3)	Mar. 6	at Boston	Al Smith
	Liddle Shack BUF	Mar. 31	at Pittsburgh	Cam Newton
1971-72 (3)				
	Brad Park NYR	Dec. 12	at NY Rangers	Jim Rutherford
	Norm Ulfman NYR	Dec. 28	at Pittsburgh	Binkley(2)/ENG
	Brad Park NYR (2)	Feb. 10	at Pittsburgh	Jim Rutherford
1972-73 (5)				
	Gene Carr NYR	Dec. 17	at NY Rangers	Dennis Herron
	Rejean Houle MTL	Jan. 17	at Montreal	Cam Newton
	Mike Walton BOS	Feb. 10	at Boston	Cam Newton
	Dennis Hextall MIN	Mar. 7	at Minnesota	Andy Brown
	Bobby Laidlaw VAN	Mar. 7	at Vancouver	Brown(2)/Newton
1973-74 (5)				
	Rick Martin BUF	Jan. 3	at Buffalo	Jim Rutherford
	Ken Hodges BOS	Feb. 3	at Pittsburgh	Andy Brown
	Stan Mikita CHI (3)	Feb. 10	at Chicago	Gary Inness
	Claude Larouche MTL*	Feb. 28	at Montreal	Gary Inness
	Bill Goldsworthy MIN	Mar. 23	at Minnesota	Gary Inness
1974-75 (6)				
	Bobby Orr BOS	Oct. 23	at Pittsburgh	Gary Inness
	Dave Keon TOR (2)	Nov. 20	at Toronto	Gary Inness
	Guy Lafleur MTL	Dec. 7	at Montreal	Bob Johnson
	Guy Lafleur MTL (2)*	Jan. 26	at Montreal	Michel Paille
	Greg Polis NYR	Mar. 2	at NY Rangers	Michel Paille
	Stan Gliberson WSH*	Apr. 6	at Washington	Bob Johnson
1975-76 (4)				
	Harold Monahan WSH	Nov. 2	at Washington	Gary Inness
	Yvon Cournoyer MTL	Nov. 13	at Pittsburgh	Gary Inness
	Denis Maruk CAL*	Nov. 15	at Pittsburgh	Gary Inness
	Teo Ivime ST.	Feb. 29	at Pittsburgh	Inness(2)/ENG
1976-77 (4)				
	Rick Bight VAN	Oct. 6	at Pittsburgh	Gordie Laxton
	Walt Pflaumer COL	Feb. 6	at Colorado	Dennis Herron
	Claude Larouche STL (2)	Feb. 7	at St. Louis	Dennis Herron
	Don Salessi PHI	Mar. 3	at Philadelphia	Dennis Herron
1977-78 (1)				
	Butch Goring LA	Nov. 24	at Los Angeles	Dennis Herron
1978-79 (2)				
	Dale McCourt DET	Feb. 18	at Detroit	MIlen(2)/Herron
	Darcy Rota ATL	Apr. 1	at Pittsburgh	Herron(2)/MIlen
1979-80 (8)				
	Pierre Larouche MTL*	Oct. 25	at Montreal	Rob Holland
	Darryl Sitter TOR	Jan. 16	at Pittsburgh	Greg Miller
	Jordy Douglas EDM	Jan. 17	at Hartford	Greg Miller
	Brian MacDonald HFD	Jan. 19	at Pittsburgh	Greg Miller
	Mike Foligno DET	Jan. 31	at Detroit	Greg Miller
	Denny Gare BUF	Feb. 7	at Buffalo	Greg Miller
	Darryl Sitter TOR (2)	Mar. 5	at Pittsburgh	Rob Holland
	Wayne Gretzky EDM	Mar. 21	at Edmonton	Greg Miller

OPPONENTS ALL-TIME HAT TRICKS

YR	PLAYER/TEAM	DATE	LOCATION	GOALIE(S)	YR	PLAYER/TEAM	DATE	LOCATION	GOALIE(S)
1980-81 (8)	Dennis Menik, WSH* (2)	Nov. 12	at Pittsburgh	Ross Holland	1988-89 (11)	Mike Ridley, WSH* (1)	Oct. 11	at Pittsburgh	Wendel Young
	Rick Dudley, BUF	Dec. 7	at Buffalo	Miles-Holland (2)		Dave Andreyshuk, BUF	Oct. 12	at Buffalo	Wendel Young
	Bobby Clarke, PHI	Dec. 13	at Pittsburgh	Greg Milen		Tony Granato, NYR* (1)	Oct. 30	at NY Rangers	Guennet/Petrangolo (3)
	Stan Smyk, VAN	Dec. 19	at Vancouver	Holland (2)/Milen		Wally Rutkowski, QUE	Nov. 3	at Pittsburgh	Steve Guennet
	Reed Larson, DET	Jan. 3	at Pittsburgh	Greg Milen		Jan Kari, EDM	Nov. 8	at Pittsburgh	Steve Guennet
	Mike Bossy, NY* (1)	Jan. 13	at NY Isles	Milen (3)/ENG		Tony Tanti, VAN (2)	Jan. 7	at Pittsburgh	Tom Barrasso
	Larry McDonald, COL	Feb. 6	at Colorado	Rico (2)/ENG		Tony Granato, NYR (2)	Jan. 14	at Pittsburgh	Tom Barrasso
	Mark Messier, EDM* (1)	Mar. 16	at Edmonton	Greg Milen		Peter Stastny, QUE (2)* (1)	Feb. 11	at Quebec	Young (2)/Petrangolo (2)
1981-82 (6)	Mal Bridgman, PHI	Oct. 29	at Philadelphia	Michel Dion		Jody Hull, HFD	Feb. 26	at Hartford	Barrasso/Young (2)
	Kath Acton, MTL	Nov. 21	at Montreal	Dion (2)/Harrison		Ken Liseaman, BOS (2)	Mar. 14	at Pittsburgh	Tom Barrasso
	Ron Dugay, NYR	Dec. 27	at NY Rangers	Paul Harrison		Mats Nilsson, MON	Mar. 18	at Pittsburgh	Barrasso/Young (2)
	Blaine Stoughton, HFD	Jan. 3	at Hartford	Paul Harrison	1989-90 (6)	Brett Hull, STL	Oct. 18	at Pittsburgh	Wendel Young
	Wayne Gretzky, EDM (2)	Mar. 17	at Edmonton	Michel Dion		Wayne Gretzky, LA (5)	Oct. 31	at Pittsburgh	Wendel Young
	Bernie Nicholls, LA	Mar. 20	at Los Angeles	Michel Dion		Fazio Fontana, NYI	Feb. 6	at Pittsburgh	Tom Barrasso
1982-83 (10)	Butch Goring, NYI (2)	Oct. 4	at NY Islanders	Denis Herron	1990-91 (2)	Derek King, NYI (2)	Oct. 15	at NY Islanders	Tom Barrasso
	Mark Stastny, QUE	Oct. 21	at Quebec	Denis Herron		Vladimir Ruzicka, BOS	Nov. 5	at Pittsburgh	Tom Barrasso
	Peter Stastny, QUE	Dec. 11	at Quebec	Denis Herron	1990-91 (2)	Vladimir Ruzicka, BOS (2)* (1)	Feb. 9	at Boston	Tom Barrasso
	Glen Anderson, EDM	Jan. 7	at Edmonton	Denis Herron		Darrel Turcotte, NYR	Apr. 16	at NY Rangers	Young/Wragget (2)
	Dale Hawerchuk, WIN	Feb. 4	at Winnipeg	Michel Dion	1991-92 (4)	Michel Goulet, CHI (3)	Nov. 8	at Chicago	Tom Barrasso
	Larry McDonald, CAL (2)	Feb. 5	at Calgary	Denis Herron		Jimmy Carson, DET* (1)	Nov. 13	at Detroit	Tom Barrasso
	Kent Nilsson, CAL	Feb. 5	at Calgary	Denis Herron		Adam Graves, NYR	Nov. 25	at Pittsburgh	Barrasso/Wragget (2)
	Charlie Simmer, LA	Feb. 2	at Pittsburgh	Nick Ricci		JES Dahler, MIN	Jan. 7	at Pittsburgh	Tom Barrasso
	Reed Larson, DET (2)	Feb. 15	at Pittsburgh	Nick Ricci		Steve Heinze, BOS	Jan. 14	at Boston	Ken Wragget
	Ken Liseaman, EDM	Feb. 19	at Pittsburgh	Herron (2)/Ricci		Pierre Turgeon, NYR	Feb. 20	at NY Islanders	Tom Barrasso
1983-84 (11)	Bryan Trotter, NYI	Nov. 11	at NY Islanders	Michel Dion	1993-94 (2)	Geoff Sanderson, HFD	Feb. 21	at Hartford	Tom Barrasso
	Barry Pederson, BOS	Dec. 6	at Pittsburgh	Dion (2)/Herron		Mike Gartner, NYR	Jan. 31	at NY Rangers	Ken Wragget
	Rob MacMillan, NJ	Jan. 7	at Pittsburgh	Roberto Romano		Randy Burridge, WSH (1)	Mar. 15	at Washington	Tom Barrasso
	Paul MacLean, WIN	Jan. 18	at Pittsburgh	Michel Dion	1994-95 (1)	Igor Chabarek, HFD	Apr. 5	at Pittsburgh	Wendel Young
	Pierre Larocque, NYR (2)	Jan. 25	at Pittsburgh	Romano (2)/Dion		Pat Verbeek, NYR	Nov. 21	at NY Rangers	Tom Barrasso
	Doug Risebrough, CAL	Feb. 16	at Calgary	Michel Dion		Geoff Sanderson, HFD (2)	Dec. 26	at Pittsburgh	Ken Wragget
	Larry MacDonald, CAL (3)* (1)	Feb. 22	at Calgary	Michel Dion		Ray Sheppard, COL	Jan. 13	at Pittsburgh	Tom Barrasso
	Wayne Gretzky, EDM (3)* (1)	Feb. 22	at Pittsburgh	Roberto Romano		Claude Lemieux, COL	Jan. 16	at Pittsburgh	Ken Wragget
	Michel Goulet, QUE	Mar. 8	at Pittsburgh	Nick Ricci		Smitsen Shaban, HFD	Feb. 23	at Pittsburgh	Ken Wragget
	Dave Poulin, PHI	Mar. 22	at Philadelphia	Denis Herron		Gary Roberts, CAN	Feb. 29	at Calgary	Tom Barrasso
	Eka Sirokko, PHI	Mar. 22	at Philadelphia	Denis Herron		Rick Tocchet, BOS	Mar. 14	at Boston	Ken Wragget
1984-85 (7)	U. Henri, NJ	Oct. 31	at New Jersey	Denis Herron	1995-96 (8)	John LeClair, PHI	Mar. 31	at Philadelphia	Tom Barrasso
	Jergen Patterson, STL	Nov. 8	at Pittsburgh	Michel Dion		Alex Kovalev, NYR	Oct. 16	at NY Rangers	Barrasso/Wragget (2)
	Denis Sevard, CHI	Nov. 29	at Pittsburgh	Denis Herron		Dino Ciccarelli, PH	Nov. 8	at Tampa Bay	Ken Wragget
	Michel Goulet, QUE (2)	Dec. 29	at Quebec	Denis Herron		Dale Hawerchuk, PH	Nov. 21	at Philadelphia	Ken Wragget
	Dale Hawerchuk, WIN (2)	Jan. 21	at Winnipeg	Roberto Romano	1997-98 (3)	Brendan Shanahan, DET (2)	Feb. 8	at Detroit	Patrick Laime
	Wayne Gretzky, EDM (4)	Jan. 26	at Edmonton	Denis Herron		Joe Sauer, COL	Mar. 14	at Colorado	Ken Wragget
	Peter Sundstrom, NYR	Feb. 22	at Pittsburgh	Denis Herron	1998-99 (2)	Dave Gagner, FLA	Oct. 4	at Pittsburgh	Ken Wragget
1985-86 (5)	Danny Gare, DET (2)	Oct. 30	at Detroit	Roberto Romano		Joe Newberry, DAL	Nov. 5	at Pittsburgh	Wragget (2)/Skudra
	Tony Tanti, VAN	Nov. 13	at Vancouver	Roberto Romano		Vaia Kamensky, COL	Jan. 3	at Pittsburgh	Peter Sauter
	Dave Poulin, PHI (2)	Nov. 24	at Philadelphia	Denis Herron	1998-99 (2)	Sami Saio, Car	Mar. 30	at Pittsburgh	Skudra (2)/ENG
	Troy Murray, CHI	Jan. 1	at Chicago	Giles Meloche		Zigmund Palffy, NYI	Apr. 17	at Pittsburgh	Barrasso (1)/Skudra (2)
	Al Secord, CHI	Jan. 1	at Chicago	Giles Meloche	1999-2000 (0)				
1986-87 (3)	Kirk Muller, NJ	Oct. 29	at Pittsburgh	Roberto Romano					
	Sylvain Turgeon, HFD	Mar. 28	at Hartford	Pat Riggin					
	Perry Anderson, NJ	Mar. 31	at New Jersey	Giles Meloche					
1987-88 (3)	Dave Hannan, EDM	Jan. 25	at Pittsburgh	Frank Petrangolo					
	John MacLean, NJ	Jan. 28	at New Jersey	Giles Meloche					
	Rick Vaive, CHI	Feb. 28	at Chicago	Frank Petrangolo					

TOTAL - 159 HOME - 60 ROAD - 99
 MOST ALL-TIME (Player)
 Wayne Gretzky - 5
 *For Goalie

HISTORY

PENGUINS ALL-TIME PENALTY SHOTS

PLAYER	OPPONENT	DATE	GOALTENDER	RESULT
George Konik	at St. Louis	1/31/68	Hall	GOAL
Charlie Burris	vs. NY Rangers	2/5/69	Giacomin	No Goal
Keith McCreary	vs. NY Rangers	3/18/70	Giacomin	No Goal
Jean Pronovost	at Detroit	1/14/71	Edwards	GOAL
Greg Polis	vs. St. Louis	2/24/71	Wakely	No Goal
Syl Apps	at Toronto	2/9/72	Parent	GOAL
Lowell MacDonald	at Buffalo	1/12/72	Crozier	No Goal
Ron Schock	vs. Detroit	1/10/73	Edwards	No Goal
Chuck Arneson	vs. California	2/16/74	Meloche	No Goal
Ron Schock	at Washington	1/30/76	Wolf	No Goal
Blair Chapman	at Washington	12/4/77	Bedard	No Goal
Pete Mahovich	at Washington	1/21/78	Bedard	No Goal
Blair Chapman	vs. Colorado	3/22/78	McKenzie	No Goal
Ross Lonsberry	at NY Islanders	12/5/78	Resch	No Goal
Ross Lonsberry	vs. Minnesota	2/9/80	Meloche	No Goal
Greg Sheppard	vs. St. Louis	1/14/81	Staniowski	No Goal
Dave Hannan	at Washington	10/14/83	Riggin	GOAL
Andy Brickley	vs. Chicago	11/29/84	Bannerman	No Goal
Mario Lemieux	at Quebec	12/29/84	Gosselin	GOAL
Warren Young	at Toronto	1/2/85	Bernhardt	GOAL
Mario Lemieux	at NY Islanders	1/19/88	Hrudex	GOAL
Mario Lemieux	vs. New Jersey	12/31/88	Terren	GOAL
Mario Lemieux	at Los Angeles	3/7/89	Hrudex	GOAL
Jock Callander	vs. Montreal	3/18/89	Roy	GOAL
Mario Lemieux	at Washington	1/24/89	Mason	GOAL
Bob Errey	vs. New Jersey	1/5/91	Terren	GOAL
Bob Errey	vs. Minnesota	10/31/91	Wakulik	GOAL
Mario Lemieux	vs. Edmonton	3/17/92	Ranford	No Goal
Jaromir Jagr	vs. Washington	1/26/93	Beaupre	No Goal
Martin Straka	at Quebec	3/16/95	Thibault	No Goal
Mario Lemieux	vs. Buffalo	3/23/96	Hasek	No Goal
Jaromir Jagr	at Florida	11/9/96	Fitzpatrick	No Goal
Mario Lemieux	at Florida	4/11/97	Vanbiesbrouck	GOAL
Stu Barnes	at Philadelphia	3/8/98	Hextall	No Goal
Martin Straka	vs. St. Louis	1/19/00	Turek	GOAL

Pittsburgh has scored 15 times in 35 attempts, going 5 for 17 at home and 10 for 18 on the road

OPPONENT ALL-TIME PENALTY SHOTS

PLAYER	OPPONENT	DATE	GOALTENDER	RESULT
Bill Collins	vs. Minnesota	12/23/67	Binkley	No Goal
Ralph Stewart	at NY Islanders	3/5/71	Brown	No Goal
Dave Keon	at Toronto	3/20/74	Inness	GOAL
Bill Goldsworthy	at NY Rangers	11/14/76	Wilson	No Goal
Alan Daigle	vs. Chicago	1/21/76	Wilson	No Goal
Al MacAdam	vs. Cleveland	12/16/76	Herron	GOAL
Gnest Kindrachuk	vs. Philadelphia	10/15/77	Wilson	GOAL
Ilkka Sinisalo	vs. Philadelphia	10/11/81	Harrison	GOAL
Bob Bourne	at NY Islanders	2/17/83	Herron	No Goal
Dino Ciccarelli	at Minnesota	3/16/83	Herron	No Goal
Tony Gumble	at Hartford	3/17/84	Herron	No Goal
Michel Goulet	at Quebec	12/29/84	Herron	No Goal
Dave Williams	at Los Angeles	1/21/87	Romario	No Goal
Alan Kerr	at NY Islanders	2/26/87	Riggin	No Goal
Doug Gilmour	vs. St. Louis	3/1/87	Riggin	No Goal
Michel Goulet	vs. Quebec	3/12/87	Riggin	No Goal
Mark Johnson	at New Jersey	1/9/87	Riggin	No Goal
Dave Lippert	at Hartford	1/9/88	Meloche	No Goal
Doug Small	vs. Winnipeg	10/10/89	Barrasso	No Goal
Dale Hunter	vs. Washington	12/16/89	Young	No Goal
Tomas Sandstrom	vs. Los Angeles	2/10/90	Young	GOAL
Scott Pearson	vs. Quebec	3/16/90	Barrasso	GOAL
Darren Turcotte	at NY Rangers	12/29/91	Young	No Goal
Joe Nieuwendyk	at Calgary	1/23/93	Wregget	No Goal
Scott Niedermayer	at New Jersey	2/7/96	Wregget	No Goal
Robert Reichel	at Calgary	10/24/96	Barrasso	GOAL
Sami Kapanen	vs. Carolina	1/7/99	Barrasso	No Goal
Doug Gilmour	vs. Chicago	10/16/99	Skudra	No Goal
Terry Seaburne	at Anaheim	10/27/99	Aubin	No Goal
Keith Tkachuk	at Phoenix	1/12/00	Aubin	GOAL
Tim Connolly	at NY Islanders	3/21/00	Aubin	GOAL

Opponents have scored 9 times in 31 attempts, with the Penguins stopping 8 of 13 at home and 14 of 18 on the road

PENGUINS ALL-TIME SHUTOUTS

YR.	Player (#)	Date/Location	Score	Saves	YR.	Player (#)	Date/Location	Score	Saves
1967-68 (7)	Les Binkley	Nov. 4 at California	1-0	31	1986-87 (1)	Meloche/Romano	Jan. 23 at Vancouver	6-0	30
	Hank Bassen	Nov. 15 vs Philadelphia	5-0	27		(Romano replaced Meloche at 10:11)			
	Les Binkley (2)	Dec. 23 vs Minnesota	4-0	23	1987-88 (2)	Frank Pietrangelo	Feb. 4 vs Minnesota	1-0	31
	Les Binkley (3)	Dec. 27 vs California	0-0	24		Steve Guenette	Mar. 19 vs Philadelphia	7-0	38
	Les Binkley (4)	Jan. 28 at Boston	1-0	33	1988-89 (0)				
	Les Binkley (5)	Feb. 1 vs St. Louis	7-0	22	1989-90 (1)	Wendell Young	Nov. 14 vs NY Rangers	6-0	25
	Les Binkley (6)	Mar. 30 at Philadelphia*	2-0	23	1990-91 (1)	Tom Barrasso	Dec. 28 vs Detroit	5-0	27
	* Game played in Quebec City				1991-92 (1)	Tom Barrasso (2)	Dec. 5 at San Jose	8-0	39
1968-69 (2)	Joe Daley	Feb. 19 vs Boston	3-0	41	1992-93 (5)	Tom Barrasso (3)	Nov. 3 vs NY Islanders	2-0	19
	Joe Daley (2)	Mar. 23 vs Minnesota	5-0	32		Tom Barrasso (4)	Nov. 21 vs New Jersey	2-0	29
1969-70 (5)	Les Binkley (7)	Nov. 12 at Toronto	3-0	31		Tom Barrasso (5)	Dec. 23 at Philadelphia	4-0	20
	Les Binkley (8)	Dec. 10 at Los Angeles	2-0	29		Wregget/Barrasso	Feb. 28 vs Boston**	4-0	28
	Al Smith	Feb. 26 at Los Angeles	1-0	30		(Barrasso replaced Wregget at 55:18)			
	Al Smith (2)	Mar. 8 at NY Rangers	0-0	33		Tom Barrasso (6)	Feb. 10 at NY Rangers	3-0	30
	Les Binkley (9)	Mar. 25 vs Minnesota	2-0	25		** Game played in Atlanta			
1970-71 (4)	Les Binkley (10)	Oct. 17 vs Philadelphia	0-0	24	1993-94 (3)	Ken Wregget	Jan. 27 vs Quebec	3-0	38
	Al Smith (3)	Dec. 8 vs Toronto	4-0	29		Tom Barrasso (7)	Feb. 13 at Philadelphia	3-0	22
	Les Binkley (11)	Mar. 3 vs Montreal	4-0	33		Tom Barrasso (8)	Apr. 11 at Ottawa	4-0	32
	Al Smith (4)	Mar. 13 vs Minnesota	0-0	20	1994-95 (0)				
1971-72 (1)	Jim Rutherford	Feb. 17 at Buffalo	2-0	23	1995-96 (5)	Ken Wregget (2)	Nov. 1 vs Tampa Bay	10-0	27
1972-73 (5)	Denis Heron	Oct. 17 at NY Islanders	5-0	24		Ken Wregget (3)	Nov. 18 vs Washington	3-0	32
	Denis Heron (2)	Oct. 24 at Vancouver	4-0	23		Ken Wregget (4)	Dec. 9 vs Hartford	6-0	35
	Jim Rutherford (2)	Jan. 20 vs Boston	3-0	26		Tom Barrasso (9)	Jan. 17 at Buffalo	1-0	31
	Jim Rutherford (3)	Feb. 20 at NY Islanders	4-0	34		Tom Barrasso (10)	Feb. 16 at Winnipeg	1-0	32
	Jim Rutherford (4)	Feb. 24 vs Chicago	2-0	32	1996-97 (5)	Ken Wregget (5)	Nov. 12 vs Buffalo	3-0	25
1973-74 (1)	Andy Brown	Mar. 24 vs Detroit	6-0	23		Patrick Lalime	Dec. 13 at San Jose	4-0	20
1974-75 (2)	Gary Inness	Nov. 17 vs Washington	6-0	26		Ken Wregget (6)	Dec. 19 at St. Louis	4-0	25
	Gary Inness (2)	Nov. 23 vs Los Angeles	0-0	30		Patrick Lalime (2)	Dec. 28 vs Buffalo	2-0	21
1975-76 (2)	Michel Plasse	Mar. 6 vs Minnesota	5-0	18		Patrick Lalime (3)	Jan. 15 at Hartford	3-0	31
	Michel Plasse (2)	Mar. 28 vs Detroit	3-0	29	1997-98 (7)	Tom Barrasso (11)	Oct. 14 at NY Rangers	1-0	36
1976-77 (6)	Dunc Wilson	Nov. 13 vs Philadelphia	1-0	25		Tom Barrasso (12)	Nov. 15 at Toronto	5-0	20
	Dunc Wilson (2)	Nov. 21 vs Chicago	5-0	25		Tom Barrasso (13)	Nov. 20 at Ottawa	2-0	27
	Dunc Wilson (3)	Jan. 19 at Vancouver	3-0	21		Tom Barrasso (14)	Dec. 1 at Montreal	1-0	25
	Dunc Wilson (4)	Jan. 27 at NY Rangers	3-0	30		Tom Barrasso (15)	Dec. 10 at Anaheim	3-0	28
	Dunc Wilson (5)	Feb. 3 at Cleveland	0-0	22		Tom Barrasso (16)	Jan. 20 vs Ottawa	0-0	35
	Denis Herron (3)	Mar. 6 vs Colorado	3-0	32		Tom Barrasso (17)	Mar. 22 at Dallas	0-0	28
1977-78 (0)					1998-99 (9)	Peter Skudra	Oct. 26 at Toronto	2-0	27
1978-79 (2)	Greg Millen	Dec. 3 vs St. Louis	3-0	33		J.S. Aubin	Nov. 7 vs Boston	0-0	18
	Greg Millen (2)	Jan. 16 vs Minnesota	5-0	25		Tom Barrasso (18)	Nov. 14 vs Florida	4-0	23
1979-80 (3)	Greg Miller	Dec. 19 at Chicago	0-0	29		Tom Barrasso (19)	Dec. 19 vs Washington	3-0	24
	Rob Holland	Mar. 2 vs NY Islanders	0-0	24		Peter Skudra (2)	Jan. 28 vs Toronto	6-0	21
	Greg Millen (4)	Mar. 30 vs Washington	4-0	28		Tom Barrasso (20)	Feb. 5 vs Florida	3-0	29
1980-81 (0)						Peter Skudra (3)	Mar. 13 vs Philadelphia	4-0	24
1981-82 (1)	Gary Edwards	Mar. 21 at Colorado	6-0	28		J.S. Aubin (2)	Mar. 17 at Tampa Bay	2-0	16
1982-83 (1)	Denis Herron (4)	Dec. 4 vs Philadelphia	0-0	34		Tom Barrasso (21)	Apr. 11 at Detroit	3-0	20
1983-84 (2)	Denis Herron (5)	Oct. 14 at Washington	4-0	29	1999-2000 (4)	Tom Barrasso (22)	Nov. 26 vs Ottawa	5-0	20
	Roberto Romano	Feb. 1 vs Minnesota	4-0	34		J.S. Aubin (3)	Dec. 9 vs Washington	3-0	24
1984-85 (2)	Roberto Romano (2)	Dec. 28 vs Hartford	4-0	34		Peter Skudra (4)	Dec. 21 at NY Islanders	4-0	21
	Denis Herron (6)	Mar. 16 vs NY Rangers	5-0	26		J.S. Aubin (4)	Feb. 14 vs Vancouver	3-0	37
1985-86 (2)	Roberto Romano (3)	Dec. 2 at NY Rangers	6-0	40	TOTAL	- 92	HOME - 53	ROAD - 39	
	Roberto Romano (4)	Feb. 8 vs New Jersey	4-0	27	MOST ALL-TIME	Tom Barrasso (22)			
					MOST ONE YEAR (Goalie)	Tom Barrasso (7) in 1997-98			
					MOST ONE YEAR (Team)	9 in 1998-99			

OPPONENTS ALL-TIME SHUTOUTS

YR.	NAME/NO.	DATE	LOCATION	SCORE	SV	YR.	NAME/NO.	DATE	LOCATION	SCORE	SV
1967-68 (5)						1977-78 (2)					
	Doug Favell, PHI	Oct. 17	at Philadelphia	1-0	17		Bernie Parent, PHI (10)	Oct. 28	at Philadelphia	11-0	20
	Gary Smith, CAL.	Dec. 27	at Pittsburgh	0-0	24		Dan Bouchard, ATL	Jan. 18	at Atlanta	1-0	25
	Bruce Gamble, TOR	Jan. 13	at Toronto	7-0	33	1978-79 (4)					
	Ed Giacomin, NYR	Mar. 17	at NY Rangers	3-0	20		Dan Bouchard, ATL (2)	Nov. 3	at Atlanta	2-0	25
	Cesare Maniago, MIN	Mar. 23	at Minnesota	3-0	31		Michel Larocque, MTL	Feb. 27	at Montreal	12-0	25
1968-69 (8)							Mario Lessard, LA	Mar. 7	at Pittsburgh	4-0	26
	Bernie Parent, PHI	Oct. 17	at Philadelphia	3-0	20		Mike Palmaccio, TOR	Mar. 11	at Toronto	4-0	39
	Doug Favell, PHI (2)	Nov. 9	at Pittsburgh	3-0	37	1979-80 (5)					
	Gerry Desjardis, LA	Jan. 18	at Los Angeles	4-0	30		Tony Esposito, CHI (4)	Dec. 19	at Chicago	0-0	37
	Bruce Gamble, TOR (2)	Jan. 25	at Pittsburgh	2-0	20		Pete Peeters, PHI	Feb. 7	at Pittsburgh	4-0	30
	Gene Hall, STL	Feb. 12	at St. Louis	2-0	19		Don Edwards, BUF	Feb. 7	at Buffalo	9-0	25
	Lorne Worley, MTL	Feb. 16	at Pittsburgh	4-0	36		Michel Dion, QUE	Feb. 24	at Quebec	2-0	33
	Roy Edwards, DET	Feb. 20	at Detroit	3-0	26		Glen Resch, NYI	Mar. 2	at Pittsburgh	0-0	22
	Ed Johnston, BOS	Mar. 2	at Boston	4-0	19		Bill McKenzie, COL	Mar. 28	at Colorado	5-0	30
1969-70 (9)						1980-81 (1)					
	Gerry Cheevers, BOS	Oct. 19	at Boston	4-0	26		Pete Peeters, PHI (2)	Jan. 21	at Pittsburgh	5-0	33
	Gerry Desjardis, LA (2)	Oct. 22	at Los Angeles	2-0	25	1981-82 (1)					
	Fritz Waxel, STL	Nov. 13	at St. Louis	4-0	25		Pac Riggin, CAL	Jan. 16	at Calgary	4-0	29
	Jacques Plante, STL	Nov. 19	at Pittsburgh	4-0	18	1982-83 (3)					
	Bruce Gamble, TOR (3)	Dec. 6	at Toronto	5-0	25		Billy Smith, NYI	Oct. 14	at NY Islanders	9-0	30
	Bernie Parent, PHI (2)	Dec. 21	at Philadelphia	4-0	28		Pelle Lindberg, PHI	Dec. 1	at Pittsburgh	0-0	24
	Tony Esposito, CHI (2)	Dec. 27	at Pittsburgh	3-0	30		Markus Mattson, MIN	Jan. 2	at Pittsburgh	7-0	40
	Ernie Wakely, STL (2)	Jan. 3	at St. Louis	6-0	26	1983-84 (4)					
	Tony Esposito, CHI (2)	Jan. 14	at Chicago	5-0	28		Al Jensen, WAS	Oct. 25	at Pittsburgh	1-0	26
	Bruce Gamble, TOR (4)	Jan. 17	at Toronto	4-0	38		Mike Luc, STL	Dec. 13	at St. Louis	2-0	16
	Larry Sawchuk, NYR	Feb. 1	at NY Rangers	6-0	29		Tony Esposito, CHI (5)	Jan. 15	at Chicago	2-0	35
	Gerry Cheevers, BOS (2)	Feb. 14	at Pittsburgh	3-0	35		Pac Riggin, WAS (2)	Jan. 24	at Washington	6-0	18
	Ed Giacomin, NYR (2)	Mar. 8	at NY Rangers	0-0	25	1984-85 (2)					
	Ed Giacomin, NYR (3)	Mar. 18	at Pittsburgh	7-0	30		Kelly Hrady, NYI	Feb. 2	at Pittsburgh	4-0	26
1970-71 (7)							Bob Janeych, LA	Mar. 5	at Los Angeles	6-0	21
	Bernie Parent, PHI (3)	Oct. 17	at Pittsburgh	0-0	20	1985-86 (1)					
	Ernie Wakely, STL (3)	Nov. 19	at Pittsburgh	1-0	20		Kelly Hrady, NYI (2)	Jan. 9	at NY Islanders	9-0	27
	Cesare Maniago, MIN (2)	Dec. 12	at Pittsburgh	1-0	35	1986-87 (2)					
	Tony Esposito, CHI (3)	Feb. 7	at Chicago	1-0	26		Damen Ekot, LA	Dec. 17	at Los Angeles	3-0	26
	Ed Giacomin, NYR (4)	Feb. 20	at Pittsburgh	1-0	37		Glen Hanlon, DET	Feb. 7	at Detroit	1-0	36
	Ed Giacomin, NYR (5)	Feb. 27	at Pittsburgh	4-0	26	1987-88 (3)					
	Cesare Maniago, MIN (3)	Mar. 13	at Pittsburgh	0-0	31		Allan Bester, TOR	Oct. 29	at Pittsburgh	8-0	26
1971-72 (6)							Ken McAlea, VAN	Feb. 17	at Vancouver	5-0	27
	Cesare Maniago, MIN (4)	Oct. 28	at Minnesota	2-0	35		Sean Burke, NJD	Mar. 29	at New Jersey	4-0	25
	Gary Smith, CHI (2)	Jan. 8	at Pittsburgh	4-0	24	1988-89 (1)					
	Ernie Wakely, STL (4)	Jan. 22	at St. Louis	1-0	25		Pete Peeters, WAS (3)	Jan. 2	at Washington	8-0	4
	Bruce Gamble, PHI (5)	Jan. 30	at Philadelphia	4-0	33	1989-90 (2)					
	Cesare Maniago, MIN (5)	Feb. 20	at Minnesota	7-0	40		1990-91 (5)				
	Bernie Parent, TOR (4)	Feb. 23	at Toronto	2-0	34		1991-92 (3)				
1972-73 (3)							Don Beauregard, WAS	Oct. 29	at Pittsburgh	8-0	26
	Roger Crozier, BUF	Nov. 12	at Buffalo	1-0	8		Craig Billington, NJD	Jan. 2	at New Jersey	5-0	16
	Low Myrtle, TOR	Dec. 29	at Pittsburgh	4-0	42		Bob Fessenden, WIN	Jan. 28	at Pittsburgh	9-0	38
	Ed Giacomin, NYR (6)	Jan. 7	at NY Rangers	3-0	24	1992-93 (2)					
1973-74 (7)							Tim Cheveldae, DET	Nov. 13	at Detroit	8-0	26
	Bernie Parent, PHI (5)	Oct. 27	at Pittsburgh	6-0	33		John Blue, BOS	Jan. 14	at Boston	7-0	21
	Dunc Wilson, TOR	Nov. 3	at Toronto	6-0	33	1992-94 (2)					
	Bernie Parent, PHI (6)	Nov. 4	at Philadelphia	7-0	29		1994-95 (1)				
	Ed Giacomin, NYR (7)	Nov. 18	at NY Rangers	7-0	33		John Vanbiesbroeck, FLA	Mar. 26	at Florida	2-0	24
	Doug Grant, DET	Dec. 15	at Pittsburgh	2-0	36	1995-96 (2)					
	Rogie Vachon, LA	Jan. 16	at Pittsburgh	2-0	24		Jocelyn Thibault, MTL	Dec. 23	at Montreal	1-0	29
	Rogie Vachon, LA (2)	Jan. 26	at Pittsburgh	2-0	25		Chris Osgood, DET	Feb. 3	at Detroit	3-0	23
1974-75 (5)						1996-97 (1)					
	Rogie Vachon, LA (3)	Oct. 28	at Los Angeles	2-0	23		Mike Richter, NYR	Mar. 24	at NY Rangers	3-0	34
	Rogie Vachon, LA (4)	Nov. 23	at Pittsburgh	0-0	37	1997-98 (6)					
	Bernie Parent, PHI (7)	Dec. 22	at Philadelphia	4-0	24		Andy Moog, MTL	Oct. 8	at Pittsburgh	3-0	26
	Bernie Parent, PHI (8)	Mar. 13	at Philadelphia	6-0	22		Martin Brodeur, N.	Dec. 4	at Pittsburgh	4-0	28
	Rogie Vachon, LA (5)	Mar. 22	at Los Angeles	4-0	31		Andy Moog, MTL (2)	Dec. 27	at Pittsburgh	1-0	19
	Ken Dryden, MTL	Apr. 2	at Montreal	6-0	23		Damien Rhodes, OTT	Jan. 30	at Pittsburgh	0-0	23
1975-76 (2)							Domonic Ross, BUF	Mar. 15	at Buffalo	3-0	22
	Rogie Vachon, LA (6)	Oct. 30	at Los Angeles	4-0	21		Ed Belfour, DAL	Mar. 22	at Dallas	0-0	20
	Gerry Desjardis, BUF (3)	Jan. 11	at Buffalo	6-0	28	1998-99 (2)					
1976-77 (7)							Damen Phua, TB	Oct. 21	at Tampa Bay	5-0	28
	Bernie Parent, PHI (8)	Oct. 28	at Philadelphia	3-0	21		Byron Daley, Bos	Nov. 7	at Pittsburgh	0-0	26
	Gerry Cheevers, BOS (3)	Nov. 24	at Pittsburgh	4-0	34		Jamie Stone, LA	Dec. 12	at Pittsburgh	3-0	25
	Wayne Thomas, TOR	Jan. 11	at Pittsburgh	7-0	30	1999-2000 (2)					
	Gerry Edwards, CLE	Feb. 3	at Cleveland	0-0	22		Jeff Hackett, Mtl.	Mar. 8	at Pittsburgh	3-0	24
	Rogie Vachon, LA (7)	Mar. 2	at Pittsburgh	5-0	26		Patrick Lalime, Ott.	Mar. 9	at Ottawa	7-0	16
	Wayne Stephenson, Phil	Mar. 14	at Philadelphia	4-0	72	TOTAL - 115 HOME - 43 ROAD - 72					
	Gilles Gilbert, BOS	Mar. 27	at Boston	3-0	1.	MOST SHUTOUTS AGAINST Bernie Parent - 10					

ALL-TIME SPECIAL TEAMS

YEAR	POWERPLAY		NHL SHORT-HANDED		NHL	
	PPG/ADV	PCT	RANK	PPG/ADV	PCT	RANK
1967-68	37-273	13.6	11th	31-193	83.9	6th
1968-69	50-303	16.5	7th	38-231	83.5	5th
1969-70	53-315	16.8	9th	66-282	76.7	12th
1970-71	56-318	17.6	9th	48-276	82.6	8th
1971-72	46-286	16.1	11th	55-246	77.6	10th
1972-73	52-301	17.3	9th	49-264	81.4	8th
1973-74	47-276	17.0	11th	47-245	80.8	8th
1974-75	64-323	19.8	9th	63-324	80.6	8th
1975-76	75-307	24.4	6th	68-292	76.7	11th
1976-77	46-263	17.5	14th	47-209	77.5	15th
1977-78	53-261	20.3	11th	61-251	75.9	13th
1978-79	56-261	21.5	12th	57-250	77.2	11th
1979-80	52-262	19.9	14th	64-247	74.1	18th
1980-81	92-400	23.0	11th	99-370	73.2	21st
1981-82	99-404	24.5	7th	92-399	76.9	11th
1982-83	81-360	22.5	9th	110-396	72.2	21st
1983-84	70-340	20.6	16th	86-357	75.9	15th
1984-85	62-363	17.1	21st	74-311	76.2	14th
1985-86	93-425	21.9	12th	78-341	77.1	15th
1986-87	74-374	19.5	14th	72-319	77.4	15th
1987-88	110-500	22.0	6th	120-507	76.3	20th
1988-89	119-491	24.2	3rd	111-482	77.0	16th
1989-90	86-403	21.3	10th	94-372	74.7	20th
1990-91	89-338	22.9	3rd	73-351	79.2	16th
1991-92	92-427	21.5	4th	77-379	79.7	15th
1992-93	105-440	23.9	2nd	72-429	83.2	4th
1993-94	76-404	18.8	13th	72-401	82.0	10th
1994-95	42-221	19.0	10th	46-229	79.9	23rd
1995-96	109-420	26.0	1st	78-467	83.3	8th
1996-97	74-338	21.9	2nd	64-338	81.1	23rd
1997-98	67-407	16.5	11th	46-338	86.4	8th
1998-99	65-363	17.9	7th	56-302	81.5	23rd
1999-2000	54-346	15.6	20th	56-321	82.6	19th
TOTALS	2346-11563	20.3		2270-10719	78.8	

FASTEST GOALS - ONE PLAYER

FASTEST TWO GOALS

PITTSBURGH: 7 seconds by Martin Straka, Feb. 11, 2000 vs. Edmonton (Tommy Salo) in a 2-2 tie.
7 seconds by Wally Boyer, March 5, 1970 at Detroit vs. Roy Edwards in a 5-3 Detroit win.

8 seconds by Shawn McEachern, Oct. 22, 1992 vs. Detroit (Tim Cheveldae) in a 9-6 Pittsburgh win.

9 seconds by Darryl Edestrand, March 12, 1972 at Boston vs. Gerry Cheevers in a 4-4 tie.

OPPONENT: 6 seconds by Sylvain Turgeon (Hartford), March 28, 1987 at Hartford vs. Pat Riggin in a 5-4 Hartford win.

FASTEST TWO ASSISTS

PITTSBURGH: 7 seconds by Ron Schock, March 5, 1970 at Detroit on goals by Wally Boyer in a 5-3 Detroit win.

OPPONENT: 6 seconds by Pete Mahovich (Montreal), April 2, 1975 at Montreal in a 6-0 Montreal win.

FASTEST THREE GOALS

PITTSBURGH: 4:17 by Lowell MacDonald, Nov. 13, 1973 vs. Minnesota vs. Cesare Maniago in a 5-2 Pittsburgh win.

OPPONENT: 1:18 by Derek King (NY Islanders), Oct. 15, 1991 vs. Tom Barrasso at NY Islanders in a 7-6 Pittsburgh overtime win.

FASTEST FOUR GOALS

PITTSBURGH: 14:54 by Mario Lemieux, Jan. 26, 1997 at Montreal vs. Jocelyn Thibault in a 5-2 Pittsburgh win.

OPPONENT: 34:40 by Stan Gilbertson (Washington), April 6, 1975 vs. Bob Johnson at Washington in an 8-4 Washington win.

FASTEST GOALS - TEAM

FASTEST TWO GOALS, BOTH TEAMS

(NHL RECORD): 4 seconds by Wayne Bianchin (Pittsburgh) & Guy Chouinard (Atlanta), March 15, 1977 at Atlanta in a 7-3 Atlanta win.

5 seconds by Rick Martin (Buffalo) and Greg Polis (Pittsburgh), Jan. 3, 1974 at Buffalo in a 6-1 Buffalo win.

PITTSBURGH: 6 seconds by Paul Coffey and Troy Loney, Feb. 22, 1990 vs. NY Islanders in a 4-3 Pittsburgh overtime win.

6 seconds by Mark Recchi and John Cullen, Feb. 16, 1990 at Winnipeg in a 3-3 tie.

OPPONENT: 6 seconds by Guy Lafleur and Steve Shutt (Montreal), April 2, 1975 at Montreal in a 6-0 Montreal win.

6 seconds by Sylvain Turgeon (2) Hartford, March 28, 1987 at Hartford in a 5-4 Hartford win.

6 seconds by Rick Tocchet and Jeremy Roenick (Phoenix), Jan. 13, 1999 at Phoenix in a 5-3 Phoenix win.

FASTEST THREE GOALS,

BOTH TEAMS: :30 seconds by Mario Lemieux (2) (Pittsburgh) & Al Iafrate (Toronto), October 17, 1989 vs. Toronto in a 7-5 Pittsburgh win.

PITTSBURGH: 27 seconds by Al McDonough, Ken Schinkel and Ron Schock, Nov. 22, 1972 vs. St. Louis in a 10-4 Pittsburgh win.

OPPONENT: 21 seconds by Michal Pivonka & Steve Leach (2) (Washington), Nov. 25, 1990 at Washington in a 7-3 Washington win.

FASTEST FOUR GOALS,

BOTH TEAMS: 1:17 by Pierre Larouche (Pittsburgh), Guy Lafleur (2) (Montreal) & Pete Mahovlich (Montreal), Jan. 26, 1975 at Montreal in a 7-2 Montreal win.

PITTSBURGH: 1:39 by Alexei Kovalev, Jaromir Jagr, Stu Barnes & Kovalev on Dec. 12, 1998 at St. Louis in a 4-3 Pittsburgh win.

OPPONENT: 1:22 by Bobby Clarke, Ilkka Sinisalo, Reggie Leach & Ken Linseman (Philadelphia), Oct. 11, 1981 at Philadelphia in an 8-2 Philadelphia win.

FIVE FASTEST GOALS,

BOTH TEAMS: 3:34 by Paul Reinhart (Vancouver), Tony Tanti (Pittsburgh), Jyrki Lumme, (Vancouver), Bob Errey (Pittsburgh), and Greg Adams (Vancouver), March 11, 1990 at Vancouver in a 5-3 Vancouver win.

PITTSBURGH: 2:07 by Bryan Hextall, Jean Pronovost, Al McDonough, Ken Schinkel, & Ron Schock, Nov. 22, 1972 vs. St. Louis in a 10-4 Pittsburgh win.

OPPONENT: 2:37 by Duane Sutter, Bryan Trottier (2), John Tonelli & Duane Sutter (NY Islanders), Jan. 26, 1982 at NY Islanders in a 9-2 NY Islanders win.

FASTEST GOAL, START OF GAME,

PITTSBURGH: 6 seconds by Jean Pronovost, March 25, 1976 at St. Louis in a 5-2 St. Louis win.

OPPONENT: 9 seconds by Ross Lonsberry (Philadelphia), Oct. 20, 1977 at Philadelphia in an 11-Philadelphia win.

FASTEST GOAL, START OF 2ND PERIOD,

PITTSBURGH: 7 seconds by Lowell MacDonald, Feb. 10, 1973 at Boston in a 6-3 Boston win.

OPPONENT: 7 seconds by Joey Johnston (California), Oct. 20, 1973 at Pittsburgh in a 5-3 Pittsburgh win.

7 seconds by Stan Gilbertson (Washington), Nov. 12, 1975 at Washington in a 6-6 tie.

FASTEST GOAL, START OF 3RD PERIOD,

PITTSBURGH: 12 seconds by Greg Polis, April 1, 1972 at Philadelphia in a 4-4 tie.

OPPONENT: 13 seconds by Jannie Ojanen (New Jersey), Oct. 24, 1992 at New Jersey in a 4-3 Pittsburgh win.

EARLIEST WINNING GOAL,

PITTSBURGH: 32 seconds by Martin Straka, March 13, 1999 vs. Philadelphia in a 4-0 Pittsburgh win.

OPPONENT: 9 seconds by Ross Lonsberry (Philadelphia), Oct. 9, 1983 in an 11-0 Philadelphia win.

FASTEST TWO GOALS FROM START OF GAME,

PITTSBURGH: 29 seconds by George Ferguson & Greg Malone, Dec. 6, 1980 vs. Chicago in a 6-4 Pittsburgh win.

OPPONENT: 40 seconds by Tim Kerr & Bill Barber (Philadelphia), Oct. 9, 1983 at Philadelphia in a 7-1 Philadelphia win.

FASTEST OVERTIME GOAL,

PITTSBURGH: 13 seconds by Kevin Stevens, March 21, 1991 vs. NY Rangers in a 5-4 Pittsburgh win.

24 seconds by Charlie Simmer, Jan. 23, 1988 at Montreal in a 4-3 Pittsburgh win.

OPPONENT: 8 seconds by Tony Amonte (NY Rangers), Feb. 21, 1994 at NY Rangers in a 4-3 NY Rangers win.

ALL-TIME DRAFT PICKS

1967

1	2nd	Steve Rowe	C	Belleveue
2	11th	Bob Smith	C	Sault Ste. Marie

1968

1	4th	Gary Swan	LW	Niagra Falls
2	14th	Ron Snell	RW	Regina
3	21st	Dave Simpson	D	Westport

1969

1	Traded to Boston for Jean Pronovost			
2	15th	Rick Kessel	C	Oshawa
3	26th	Michel Briere	C	Shawinigan
4	38th	Yvan Labre	D	Toronto
5	50th	Rusty Patenaude	RW	Calgary
6	62nd	Raul Hoganson	G	Toronto

1970

1	7th	Greg Polis	LW	Estevan
2	21st	John Stewart	LW	Flin Flon
3	35th	Larry Bignell	D	Edmonton
4	40th	Connie Torrey	LW	Ottawa
5	63rd	Steve Cardwell	LW	Oshawa
6	77th	Bob Fitchner	C	Brandon
7	90th	Jim Pearson	D	St. Catharines
8	112th	Cann Newton	G	Kitchener
9	120th	Ron Lamieux	RW	Dauphin

1971

1	4th	Traded to St. Louis for Ron Schock		
2	18th	Brian McKenzie	C	St. Catharines
3	32nd	Joe Norris	D	Toronto
4	46th	Gerry Metne	D	Oshawa
5	60th	Dave Murphy	G	North Dakota
6	74th	Ian Williams	RW	Notre Dame
7	88th	Doug Elliot	D	Harvard

1972

1	4th	Traded to Minnesota for Bob Woytowich		
2	16th	Jack Lynch	D	Oshawa
2	30th	Bernie Lukowich	LW	New Westminster
(Choice acquired from NY Rangers)				
3	40th	Denis Herron	G	TroisRivieres
4	56th	Ron Lalonde	C	Peterborough
5	72nd	Brian Walker	C	Calgary
6	88th	Jeff Ablott	LW	Medicine Hat
7	104th	D'Arcy Keating	D	Notre Dame
8	120th	Yves Bergeron	LW	Shawinigan
9	136th	Jay Babcock	LW	London
9	149th	Don Atchison	G	Saskatoon

1973

1	7th	Blaine Stoughton	RW	Flin Flon
2	23rd	Wayne Bianchin	LW	Flin Flon
2	27th	Colin Campbell	D	Peterborough
(Choice acquired from Detroit for Roy Edwards)				
Traded to Detroit for Andy Brown				
3	39th	Dennis Ouchter	D	Toronto
4	55th	Guido Tenezi	D	Oshawa
5	71st	Don Seiling	LW	Oshawa
6	87th	Terry Ewasliuk	LW	Victoria
8	119th	Fred Cormie	C	Edmonton
9	134th	Gord Lane	D	New Westminster
10	150th	Randy Airmoe	D	Medicine Hat
11	164th	Don McLeod	G	Saskatoon

1974

1	8th	Pierre Larouche	C	Sorel
2	26th	Traded to St. Louis with Brian Watson and Greg Polis for Bob Kelly, Steve Durban and Abs DeMarco		
2	27th	Jacques Gossette	RW	Sorel
(Choice acquired from Detroit for Roy Edwards)				
Traded to Detroit with Roy Edwards				
3	44th	Mano Faubert	D	St. Louis Univ.
4	62nd	Bruce Abehart	G	London
5	80th	William Schneider	LW	U. of Minnesota
6	98th	Roobie Laird	LW	Regina
7	116th	Larry Finck	D	St. Catharines
8	133rd	Jim Chicoyne	D	Brandon
9	150th	Nick Ulrich	RW	Regina
10	166th	Serge Gamelin	RW	Sorel
11	181st	Richard Perron	D	Quebec
12	195th	Richard Hindmarsh	RW	Calgary Univ.
13	206th	William Davis	D	Colgate Univ.
14	216th	J.D. Mathers	D	Northeastern Univ.
15	223rd			

1975

1	13th	Gordon Laxton	G	New Westminster
2	31st	Russ Anderson	D	U. of Minnesota
3	49th	Paul Baxter	D	Winnipeg
4	67th	Stu Youger	LW	Michigan Tech
5	85th	Kim Clarkson	D	Victoria
6	103rd	Peter Morris	LW	Victoria
7	121st	Mike Wolf	C	Edmonton
8	139th	Tapio Levo	D	Finland Nationals
9	155th	Bryan Shutt	LW	Bowling Green
10	170th	Frank Salve	G	Peterborough
11	185th	John Glynn	D	Vermont Univ.
12	196th	Lex Hudson	D	Quebec Univ.
13	202nd	Dan Tsusouchi	RW	St. Louis Univ.
14	206th	Bronislav Stankovsky	LW	Fargo-Moorhead
15	217th	Kelly Secord	RW	New Westminster

1976

1	2nd	Elar Chapman	RW	Saskatoon
(Choice acquired from Kansas City with Simon Neitt & Ed Gilbert for Steve Durban & Chuck Amason)				
1	11th	Traded to Kansas City with Steve Durban & Chuck Amason for Simon Neitt & Ed Gilbert		
2	19th	Greg Malone	C	Oshawa
3	47th	Momts Lukowich	LW	Medicine Hat
4	65th	Greg Redgust	G	Kingston
5	83rd	Brendan Lowe	D	Shelbrooke
6	101st	Vic Siro	D	Oshawa

1977

- 1 12th Traded to Toronto for Rick Kehoe
- 2 25th Jim Hamilton LW London
- 3 48th Kim Davis LW Flin Flon
- 4 66th Mark Johnson C U. of Wisconsin
- 5 84th Traded to Los Angeles for Mike Coman
- 6 102nd Greg Millen G Peterborough

1978

- 1 12th Traded to Philadelphia for Orest Kindrachuk, Ross Lonsberry & Tom Bladen
- 2 25th Mike Meeker RW Peterborough
- 3 42nd Traded to Montreal for Don Awrey
- 4 60th Traded to NY Rangers for Dunc Wilson
- 4 61st Shane Pearlall LW Ottawa
(Choice acquired from Los Angeles with Dave Schultz & Gene Carr for Syl Apps & Irlanld Monahan)
- 5 75th Rob Garner C Toronto

1979

- 1 10th Traded to Washington for Hartland Monahan
- 2 31st Paul Marshall LW Brantford
- 3 52nd Bennett Wolf D Kitchener
- 4 73rd Brian Cross D Brantford
- 5 94th Nick Ricci G Niagra Falls
- 6 115th Marc Chorney D North Dakota Univ.

1980

- 1 9th Mike Bullard C Brantford
- 2 30th Traded to Chicago for Dale Tallon
- 3 51st Randy Boyd D Ottawa
- 4 72nd Tony Feltrin D Victoria
- 5 93rd Doug Sheciden RW Sault Ste. Marie
- 6 14th Pat Graham LW Niagra Falls
- 7 135th Traded to Winnipeg for future considerations
- 8 156th Robert Geale C Portland
- 9 177th Brian Lunsberg D U. of Michigan
- 10 198th Steve McKenzie D St. Albert

1981

- 1 7th Traded to Montreal for Rod Stult
- 2 28th Steve Getzow RW Sault Ste. Marie
- 3 49th Tom Thornbury D Niagra Falls
- 4 70th Norm Schmidt D Oshawa
- 5 91st Traded to Washington for Gary Rissing
- 6 109th Paul Edwards D Oshawa
- 7 133rd Geoff Wilson RW Winnipeg
- 8 154th Mitch Lamoureux C Oshawa
- 9 175th Dean DeFazio LW Brantford
- 10 196th Dave Hannan C Brantford

1982

- 1 10th Rich Sutter RW Lethbridge
- 2 31st Traded to Montreal with Denis Herron for Pat F Hughes & Rob Holland
- 2 38th Tim Hrynewich LW Sudbury
(Choice acquired from Minnesota for Mark Johnson)
- 3 52nd Troy Loney LW Lethbridge
- 4 73rd Traded to Toronto for Paul Harrison
- 5 94th Grant Sasser C Portland
- 6 115th Traded to Toronto for Greg Hotham
- 7 136th Grant Couture D Lethbridge
- 8 157th Peter Derksen LW Portland
- 9 178th Greg Gravel C Windsor
- 10 199th Stu Wenias D Winnipeg
- 1 220th Chris McCauley RW London
- 12 241st Stan Bauthch G Hibbing, MN (HS)

1983

- 1 1st Traded to Minnesota with George Ferguson for Ron Meighan & Anders Hakarsson
- 1 15th Bob Emey LW Peterborough
(Choice acquired from Minnesota with Ron Meighan & Anders Hakarsson)
- 2 22nd Todd Charlesworth D Oshawa
- 3 13rd Traded to Montreal for Gilles Lupas
- 3 58th Mike Rowe D Toronto
(Choice acquired from Montreal for Gues Lupas)
- 4 63rd Frank Pietrangola G U. of Minnesota
- 5 83rd Traded to Toronto with Paul Marshall & Kim Davis
- 6 103rd Pat Edmond C Hull/Olympics
- 7 123rd Paul Ames D Bitorica, MA (HS)
- 8 143rd Traded to Hartford with Russ Anderson for Rick Mackleish
- 9 163rd Marty Kotola RW Cloquet, MN (HS)
- 10 183rd Alec Haidy RW Sault Ste. Marie
- 11 203rd Garth Hideo and LW Calgary
- 12 223rd Dave Hoertz D Regina

1984

- 1 1st Mario Lemieux C Laval
- 1 9th Doug Bodger D Kamloops
(Acquired from Winnipeg with Moe Mantha for Randy Carlyle)
- 1 16th Roger Belanger RW Kingston
(Acquired from Philadelphia as part of Rich Sutter Trade)
- 2 22nd Traded to Philadelphia in Rich Sutter Trade
- 3 43rd Traded to Philadelphia in Rich Sutter Trade
- 3 58th Traded to Vancouver for Keith McCarthy
- 4 64th Mark Teevans RW Peterborough
- 5 85th Arto Javanainen RW Finland
- 6 106th Traded to Edmonton with Kevin McClelland for Tom Roulston
- 7 127th Tom Ryan D N. Newton, MN (HS)
- 8 148th Traded to St. Louis for Gary Edwards
- 9 169th Jon Del Col LW Toronto
- 10 189th Steve Hurt RW Hill-Murray, MN (HS)
- 11 210th Jim Steen C Moorhead, MN (HS)
- 12 250th Mark Ziliozto LW Streetville Jr. "B"

1985

- 1 2nd Craig Simpson C Michigan St.
- 2 23rd Lee Giffin RW Ottawa
- 3 44th Traded to Montreal for Denis Horan
- 3 58th Bruce Racine G Northeastern U
(Choice acquired from Hartford for Greg Munner)
- 4 65th Traded to Boston for Randy Hiller
- 5 86th Steve Gotsis C Prince Albert
- 6 114th Stuart Marston D Longue
(Choice acquired from Los Angeles for Marc Chumey)
- 7 128th Steve Titus G Cornwall
- 8 149th Paul Stanton D Catholic Mem. MA (HS)
- 9 170th Jim Paek D Odessa
- 10 191st Steve Shaunway D Reading, MA (HS)
- 11 212th Doug Freshback D St. Albert
- 12 233rd Greg Charles LW Chicago

1986

- 1 4th Zarley Zalapski D Team Canada
- 2 25th Dave Capuano C Mt. St. Charles, RI (HS)
- 3 46th Brad Aitken LW Sault Ste. Marie
- 4 67th Rob Brown C Kamloops
- 5 88th Sandy Smith C Brainerd, MN (HS)
- 6 109th Jeff Daniels LW Ojawa
- 7 130th Doug Hooson D Prince Albert
- 8 151st Steve Rohlik LW Hill-Murray, MN (HS)
- 9 172nd Dave McLivain C North Bay
- 10 193rd Kelly Cain C London Knights
- 11 214th Stan Druha RW Belleville
- 12 235th Rob Wilson D Sudbury

1987

- 1 5th Chris Joseph D Seattle
- 2 26th Richard Labanaci G Cornwall Royals
- 3 47th Jamie Leach RW Hamilton
- 4 68th Risto Kurkinen LW Jyväskylä, Finland
- 5 89th Jeff Weaver D Hamilton
- 6 110th Shawn McEichem C Matignon, MA (HS)
- 7 131st Jim Bodden C Chatham Jr. "B"
- 8 152nd JIRIKUCERA RW Dulka, Latvia
- 9 173rd Jack MacDougall RW New Prep, MA
- 10 194th Daryn McBride C Denver Univ.
- 11 215th Mark Carlson LW Philadelphia, Pa.
- 12 236th Ake Lilliebjörn G Brynäs, Finland

1988

- 1 4th Damin Shannon LW Windsor
- 2 25th Mark Major LW North Bay
- 3 46th Traded to Montreal for Perry Gauthier
- 3 62nd David Gauthier LW Victoriaville
(Choice acquired from Montreal for Perry Gauthier draft)
- 4 67th Mark Recco C Kamloops
- 5 88th Greg Andrusak D U. of Minnesota
- 6 109th Traded to Los Angeles with Chris Kontos for Bryan Erickson
- 7 130th Troy Mack LW Portland
- 8 151st Jeff Blaeser LW St. John's Prep, MA (HS)
- 9 172nd Rob Gaudreault RW Bishop Hendrickson (HS)
- 10 193rd Don Parroco LW Hamilton
- 11 214th Cory Laylin LW St. Cloud, Appolo (HS)
- 12 235th Doreen Stok D Leithridge

1989

- 1 16th Jamie Heward RW Regina
- 2 37th Paul Laus D Niagara Falls
- 3 58th John Brill RW Grand Rapids
- 4 79th Todd Nelson D Prince Albert
- 5 100th Tom Newsom C Edina, MN (HS)
- 6 121st Mike Markovich D U. of Colorado
- 6 126th Mike Neesham RW Kamloops
(Choice acquired from Calgary for Steve Ginnette)
- 7 142nd Pat Schafhauser D Hill-Murray, MN (HS)
- 8 163rd Dave Schute C Victoria
- 9 184th Andrew Wolf D Victoria
- 10 205th Greg Hagen RW Hill Murray, MN (HS)
- 11 235th Scott Farrell C Spokane
- 12 247th Jason Smart C Saskatoon

1990

- 1 5th AROMIRAGR RW Kladno, Czech Rep.
- 2 26th Traded to Calgary for Joe Mullen
- 3 47th Traded to Philadelphia for Wendell Young
- 3 61st Joe Dziedzic LW Edison, MN (HS)
(Acquired from Buffalo in Tim Burrows trade)
- 4 68th Chris Tamer D U. of Michigan
- 5 89th Ryan Farrell C Avon Old Farms Prep
- 6 107th ANHQRAN D Belmont Hill Prep, MA (HS)
(Acquired from Vancouver in Row Baskas trade)
- 6 110th Denis Casey G Colorado College
- 7 130th MIKAWALIA C Tappara, Finland
(Acquired from Philadelphia in Wendell Young trade)
- 7 131st Ken Placuin D Michigan Tech
- 7 145th Pat Neaton D U. of Michigan
(Acquired from Buffalo in Wayne Van Dierp trade)
- 8 152nd Petteri Koskela C Boston University
- 9 173rd Ladislav Karabin LW Bratislava
- 10 194th Timothy Fingerhut LW Canterbury Prep, NJ (HS)
- 11 215th Michael Thompson RW Michigan State

1991

- 1 16th Markus Norlund LW Malmö, Sweden
- 2 38th Rusty Fitzgerald C Duluth-East, MN (HS)
- 3 60th Shane Peacock D Leithridge
- 4 82nd Joe Tamminen C Virginia, MN (HS)
- 5 104th Robert Melanson D L'Académie des Olympiques
- 6 126th Brian Clifford C Nichols Academy Prep
- 7 148th Ed Patterson RW Kamloops
- 8 170th Peter McLaughlin LW Belmont Hill Prep, MA
- 9 192nd Jeff Lembeck G Omaha
- 10 214th Chris Tok D Greenway, MN (HS)
- 11 236th Paul Dyck D Moose Jaw
- 12 258th Pasi Huura D Ilves, Finland

1992

- 1 6th MARTIN C Skoda Pizen, Czech Rep.
- 2 43rd Marc Hussey D Moose Jaw
- 3 67th Travis Thiessen D Moose Jaw
- 4 91st Todd Klassen D In-City
- 5 115th Philippe Demouille G College Francaise
- 6 139th Arsen Kopov D Traktor Chelyabinsk CIS
- 7 163rd JANAJINC C Litvov, Czech
- 8 187th Fran Rusev C Duluth-East, MN (HS)
- 9 211th Brian Bonin C White Bear Lake, MN
- 10 235th Brian Callahan LW Belmont Hill Prep, MA
(Traded to St. Louis for Garth Roberts)

1993

1	26th	STEFAN KRUGAVIST	D	Leksand, Sweden
2	52nd	Dominic Pitas	C	Ferrisburgh
3	62nd	Dave Roche	IW	Peterborough
4	104th	Jonas Andersson-Junkka	D	Kiruna
5	130th	CHRIS KELLEHER	D	St. Sebastian's (HS)
6	156th	Patrick Lutzan	G	Shawigan
7	182nd	Sean Schiavast	IW	Red Deer
8	208th	Larry McMoran	C	Seattle
9	234th	Timi Iarborna	C	Wayzata (HS)
10	260th	Laand Tomason	C	Springwood
11	286th	HANE JOHNSON	D	Maldo

1994

1	24th	Chris Wells	C	Seattle
2	50th	Richard Park	C	Belleville
3	57th	SVEN BUTENSCHON	D	Brandon
(Acquired from Hartford in Frank Pietrangolo trade)				
3	73rd	GREG CROZIER	IW	Lawrence Academy
(Acquired from Boston in Paul Stanton trade)				
3	76th	Alexei Krivchenkov	D	CSKA
4	102nd	Thomas O'Connor	D	Springfield
5	128th	Chris Johnson	IW	Duluth-East, MN (HS)
6	154th	Valentin Morozov	C	CSKA
7	161st	Serge Aubin	C	Granby
(Acquired from Hartford in Frank Pietrangolo trade)				
7	180th	Drew Palmer	D	Seattle
8	206th	Boris Zelenko	IW	CSKA
9	232nd	Jason Godbout	D	Hill Murray, MN (HS)
10	258th	Mikhail Kazakovich	C	Yaroslavl

1995

1	24th	ALEKSEY MOROZOV	IW	Krylja Sovetov
Traded to Los Angeles in Luc Robitaille trade				
3	76th	JFAN-SEBASTIAN ALBIN	G	Sherbrooke
4	102nd	Oleg Belov	C	CSKA
5	128th	JANHRDINA	IW	Seattle
6	154th	ALEXEI KOIKUNOV	C	Krylja Sovetov
7	180th	Demick Pyke	IW	Halifax
8	206th	Sergei Voronov	D	Dynamo Moscow
9	232nd	Frank Ivanovic	G	Oshawa

1996

1	23rd	CRAIG HILLER	G	Ottawa
2	28th	Pavel Netyek	D	Kladno
(Acquired from NJ Devils for 41st and 64th picks)				
Traded to New Jersey for 28th pick				
2	41st			
2	49th			Traded to New Jersey for 28th pick
3	72nd	Boyd Kane	IW/C	Regina
(Acquired from Boston in Glen Murray & Brian Smolinski trade)				
3	77th	ROBIS PROSISENKO	IW	Calgary
4	105th	MICHAEL ROZIVAL	D	Jihlava
Traded to San Jose for Kevin Miller				
5	132nd	Peter Bergman	C	Karlskruva
6	159th			Traded to St. Louis for J.J. Daigneault
7	170th			Traded to Edmonton for Tyler Wright
7	186th	ERIC MELCHIE	IW	Concord
8	212th			Traded to Ottawa for Dave McLewin
9	238th	TIMO SIKKILA	IW	Junkstadi

1997

1	17th	ROBERT DOME	C/IW	Las Vegas (IHL)
2	44th	BRIAN GAFFNEY	D	Niagara
3	71st	JOSIE MELCHER	D	Budapest
4	97th	ALEXANDRE MATHIEU	C	Halifax
5	124th	Harlan Pratt	D	Prince Albert
6	152nd	PETR HAVELKA	IW	Sparta Praha
7	179th	MARK MOORE	D	Itanard
8	208th	ANDREW PERENCE	D	Portland
9	234th	ENCLIND	D	Avon Old Farms

1998

1	23rd	MILANKRAH	C	Pizen
2	54th	ALEXANDER ZEVAKHIN	IW	CSKA
3	80th	DAVID CAMERON	C	Prince Albert
4	110th	SCOTT MYERS	G	Prince George
5	134th	ROBERT SCUDERI	D	NY Apple Core
6	169th	JANFADRINY	C	Slavia Jr.
7	196th	JODESCI HERBAN	C	London
8	224th	MIKALEHTO	G	Axat Jr.
9	244th	TORV PETERSEN	C	Colorado

1999

1	18th	KONSTANTIN KOLOSOV	IW	Cherepovets
2	51st	MATT MURLEY	IW	RPI
2	57th	JEREMY VAN HOOT	D	Ottawa
3	86th	SEBASTIEN CARON	G	Rimouski
4	115th	RYAN MALONE	IW	Omaha
5	157th	VLADIMIR MALENKOVICH	D	Taglietti
5	144th	TOMAS SIVARDELLO	C	Zvolen Jr.
6	176th	DOUG MEYER	IW	Minnesota
7	204th	TOBY KOSTOPOULOS	IW	London
8	233rd	DARCY ROBINSON	D	Saskatoon
9	261st	ANDREW McPHERSON	IW	RPI

MELLON ARENA - TEAM RECORDS

Most Goals In One Game:

Pittsburgh 12 - December 26, 1991 - in a 12-1 win vs. Toronto March 15, 1975 - in a 12-1 win vs. Washington.

Opponent 11 - November 25, 1992 - by NY Rangers in an 11-3 win at Pittsburgh.

Most Shots in Game:

Pittsburgh 65 - March 15, 1975 - in a 12-1 win vs. Washington.

Opponent 55 - October 23, 1976 - by Montreal in a 9-1 win at Pittsburgh.

Most Penalty Minutes in a Game:

Pittsburgh 144 - January 19, 1980 - in a 5-2 loss vs. Edmonton.

Opponent 123 - January 19, 1980 - by Edmonton in a 5-2 win at Pittsburgh.

Most Goals in a Period:

Pittsburgh 8 - December 17, 1991 - in a 10-2 win vs San Jose. (2nd period)

Opponent 6 - Six times - last time - November 25, 1992 by NY Rangers in an 11-3 win at Pittsburgh. (3rd Period)

MELLON ARENA - INDIVIDUAL RECORDS

Most Goals in a game:

Pittsburgh 5 - Mario Lemieux, March 26, 1996 in an 8-4 win vs. St. Louis.

5 - Mario Lemieux, December 31, 1988 in an 8-6 win vs. New Jersey.

Opponent 4 - Mike Ridley (Washington), October 11, 1988 - in an 8-7 loss at Pittsburgh.

4 - Wayne Gretzky (Edmonton), February 22, 1984 - in a 9-2 win at Pittsburgh.

4 - Denis Maruk (California), November 18, 1975 - in a 5-3 win at Pittsburgh.

Most Assists in a Game:

Pittsburgh 6 - Mario Lemieux, November 1, 1995 - in a 10-0 win vs. Tampa Bay.

6 - Mario Lemieux, October 15, 1988 - in a 9-2 win vs. St. Louis.

6 - Greg Malone, November 28, 1979 - in a 7-2 win vs. Quebec.

6 - Ron Stackhouse, March 8, 1975 - in a 8-2 win vs. Philadelphia.

Opponent 6 - Patrik Sundstrom (Vancouver), February 29, 1984 - in 9-5 win at Pittsburgh.

Most Points in a Game:

Pittsburgh 8 - Mario Lemieux, December 31, 1988 - in an 8-6 win vs. New Jersey.

8 - Mario Lemieux, October 15, 1988 - in a 9-2 win vs. St. Louis.

Opponent 7 - Patrik Sundstrom, (Vancouver), February 29, 1984 - in a 9-5 win at Pittsburgh.

Most Penalty Minutes in a Game:

Pittsburgh 51 - Russ Anderson, January 19, 1980 - in a 5-2 loss vs. Edmonton.

Opponent 34 - Dave Lumley (Edmonton), January 19, 1980 - in a 5-2 win at Pittsburgh.

Most Saves in a Game:

Pittsburgh 51 - Tom Barrasso, January 31, 1998 - in a 4-2 win vs. Detroit.

Opponent 53 - Wayne Thomas, (Montreal), March 10, 1974 - in a 5-4 win at Pittsburgh.

THIS DATE IN PENGUINS HISTORY

- June 5, 1967 - Pittsburgh Penguins franchise joins the National Hockey League.
- Oct. 11, 1967 - Penguins first NHL game is played at the Civic Arena vs. Montreal. Penguins lose to the Canadiens, 2-1, with 9,307 fans on hand. Andy Bathgate scores the Penguins first goal.
- Oct. 13, 1967 - Penguins record their first victory, a 3-1 win in St. Louis.
- Feb. 3, 1968 - Penguins first home sellout vs. Toronto (12,563).
- Mar. 22, 1968 - Donald Parsons heads a Michigan group which purchases 80% of the franchise.
- Apr. 1, 1970 - Penguins defeat Philadelphia, 4-1, to clinch second place in the Western Division and their first playoff berth.
- Apr. 8, 1970 - Pittsburgh defeats Oakland, 2-1, in the team's first playoff game.
- May 21, 1970 - General manager Jack Riley is promoted to President and coach Red Kelly is named general manager.
- Apr. 13, 1971 - Michel Briere dies from injuries sustained in an auto accident on May 15, 1970.
- Apr. 21, 1971 - Thayer Potter heads a Pittsburgh group that ousts the Kelly.
- Jan. 29, 1972 - Red Kelly steps down as general manager but remains as coach, and Jack Riley regains general manager duties.
- Jan. 30, 1973 - Greg Polis wins MVP honors at the NHL All-Star Game in New York.
- Jan. 13, 1974 - Jack Button is named general manager.
- Jan. 22, 1975 - Syl Apps is named MVP at the NHL All-Star Game in Montreal.
- Feb. 22, 1975 - Pittsburgh downs St. Louis to set the franchise record with a 20-game home unbeaten streak.
- June 13, 1975 - Pittsburgh Penguins declare bankruptcy for the first time.
- July 11, 1975 - Albert Savill, Otto Frenzel and Wren Blair buy the Penguins.
- July 29, 1975 - Marc Boileau rehired as coach.
- Mar. 24, 1976 - Jean Pronovost becomes the first Penguin to score 50 goals in a season, and Pierre Larouche becomes the first to tally 100 points.
- Dec. 3, 1976 - Aldege "Baz" Bastien named general manager.
- Apr. 5, 1978 - Edward J. DeBartolo takes control of the team, having purchased one-third of the franchise a year earlier.
- Jan. 3, 1980 - Pittsburgh defeats the New York Islanders, 4-3, to gain first place in the Norris Division for the first time in franchise history.
- Jan. 30, 1980 - Black and gold uniforms worn for the first time vs. St. Louis.
- Dec. 13, 1980 - Paul Gardner becomes the first Penguin to record four goals in a game during a 6-5 loss to Philadelphia.
- June 3, 1981 - Randy Carlyle is named to the NHL First All-Star Team.
- June 4, 1981 - Randy Carlyle wins the Norris Trophy as the league's top defenseman, and Rick Kehoe wins the Lady Byng Trophy for gentlemanly play.
- July 1, 1981 - Edward J. DeBartolo takes over the Civic Arena.
- Mar. 15, 1983 - General manager Baz Bastien dies as a result of an auto accident.
- May 27, 1983 - Ed Johnston is promoted to general manager.
- June 9, 1984 - Penguins draft Mario Lemieux, Doug Bodger and Roger Belanger in the first round of the Entry Draft, the first time the Penguins have chosen first overall, and the first time they selected more than one player in the first round.
- June 19, 1984 - Mario Lemieux signs with the Penguins.
- Feb. 12, 1985 - Mario Lemieux is named All-Star Game MVP for the first time.
- Apr. 7, 1985 - Mario Lemieux becomes the third rookie to record 100 points in a season.
- June 12, 1985 - Mario Lemieux wins the Calder Trophy as the league's rookie of the year.
- May 26, 1986 - Mario Lemieux wins the Lester B. Pearson Award presented by the Players' Association to the Outstanding Player in the NHL.
- Feb. 9, 1988 - Mario Lemieux wins his second NHL All-Star Game MVP award after recording six points (3+3) including the game-winning overtime goal in St. Louis.
- Apr. 14, 1988 - Tony Esposito is hired as vice-president and general manager.
- June 8, 1988 - Mario Lemieux wins the Art Ross Trophy as the league's leading scorer and Hart Memorial Trophy as the league's MVP, becoming the first Penguin to win either award.
- June 15, 1988 - Mario Lemieux wins his second Lester B. Pearson Award.
- Dec. 31, 1988 - Mario Lemieux records five goals, and becomes the first player to record goals at even strength, on the power play, short-handed, on a penalty shot and into an empty net in the same game.
- Apr. 25, 1989 - Mario Lemieux ties two NHL playoff records with five goals and eight points in a 10-7 win vs. Philadelphia.
- June 7, 1989 - Mario Lemieux wins his second Art Ross Trophy with 199 points.
- Dec. 5, 1989 - Craig Patrick is named general manager/head coach, replacing Tony Esposito and Gene Ubriaco.
- Jan. 21, 1990 - Pittsburgh hosts the NHL All-Star Game for the first time. Mario Lemieux wins his third All-Star MVP after recording four goals.
- Feb. 14, 1990 - Mario Lemieux's 46-game point streak is halted when he leaves a game against the NY Rangers in the first period with a back injury. Lemieux would miss the next 21 games before returning for the final game of the season.
- June 12, 1990 - Bob Johnson is hired as head coach and Scott Bowman is named director of recruitment and development.
- Dec. 22, 1990 - Paul Coffey records his 1,000th point at New York against the Islanders.
- Mar. 26, 1991 - The Penguins win their first division title, capturing the Patrick Division crown with a 7-4 win at Detroit.
- Apr. 25, 1991 - The Penguins win the Patrick Division Playoff Championship with a 4-1 win over Washington.
- May 11, 1991 - The Penguins down the Boston Bruins to capture the Wales Conference championship and earn their first trip to the Stanley Cup Finals.
- May 25, 1991 - Pittsburgh defeats the Minnesota North Stars, 8-0, to capture the Stanley Cup.
- June 24, 1991 - The Penguins become the first NHL team to visit the White House, and meet President George Bush.
- Aug. 29, 1991 - Head coach Bob Johnson is diagnosed with brain tumors and undergoes emergency surgery.

THIS DATE IN PENGUINS HISTORY

- Oct. 1, 1991 - Scott Bowman is named interim head coach.
- Oct. 19, 1991 - Stanley Cup championship banners are raised in a pregame ceremony.
- Oct. 26, 1991 - Paul Coffey records his 1,053rd career point to become the league's all-time leading scorer among defensemen.
- Nov. 19, 1991 - Howard Baldwin, Morris Belzberg and Tom Ruta are confirmed as new owners of the Penguins.
- Nov. 26, 1991 - Bob Johnson passes away at his home in Colorado Springs, CO at the age of 60.
- Jan. 18, 1992 - The Penguins have a record five players participate in the NHL All-Star Game. Mario Lemieux, Kevin Stevens, Jaromir Jagr and Paul Coffey are named starters for the Wales Conference, and Bryan Trottier is added to the team in the veterans category.
- Mar. 24, 1992 - Mario Lemieux records his 1,000th point at Detroit in only his 513th game, becoming the second-fastest player to record 1,000 points.
- Apr. 1, 1992 - NHL players go on strike.
- Apr. 10, 1992 - NHL strike ends.
- Apr. 12, 1992 - NHL games resume.
- May 13, 1992 - The Penguins defeat the NY Rangers in six games to capture the Patrick Division Playoff title.
- May 23, 1992 - The Penguins defeat the Boston Bruins in four games to capture the Wales Conference championship for the second consecutive season.
- June 1, 1992 - The Penguins sweep the Chicago Blackhawks in the Stanley Cup Finals.
- June 12, 1992 - The Penguins unveil a new team logo.
- June 23, 1992 - Bob Johnson, Rick Kehoe and Jean Pronovost are named charter members of the Penguins Hall of Fame.
- Oct. 8, 1992 - Penguins raise Stanley Cup banners in a pre-game ceremony.
- Jan. 12, 1993 - The Penguins announce that Mario Lemieux has been diagnosed with Hodgkin's disease.
- Mar. 2, 1993 - Mario Lemieux returns to the lineup after missing 23 games due to Hodgkin's treatments.
- Mar. 28, 1993 - The Penguins win their second Patrick Division title with a 4-1 win at Washington.
- Apr. 3, 1993 - The Penguins win their first President's Trophy with a 5-3 win at Quebec.
- Apr. 9, 1993 - The Penguins set an NHL record for longest winning streak with their 16th consecutive victory, a 10-1 win at the Rangers. The streak reaches 17 games with a 4-2 win over the Rangers on Apr. 10.
- June 17, 1993 - Mario Lemieux wins the Hart Trophy, the Art Ross Trophy, the Masterton Trophy and the Lester B. Pearson Award.
- June 17, 1993 - Mario Lemieux is named an NHL First Team All-Star, while Kevin Stevens, Tom Barrasso and Larry Murphy are named to the second team.
- June 29, 1993 - The Penguins and Russian Central Army team enter a working agreement.
- Oct. 28, 1993 - Ron Francis records his 1,000th career point against Quebec.
- Mar. 30, 1994 - Syl Apps is named to the Penguins Hall of Fame.
- Apr. 11, 1994 - The Penguins capture the first Northeast Division title with a 4-0 win at Ottawa.
- Aug. 29, 1994 - Mario Lemieux announces that he will take a one year medical leave of absence.
- Sept. 30, 1994 - The NHL announces the postponement of the opening of the 1994-95 season.
- Jan. 11, 1995 - The NHL and NHL Players Association reach a new collective bargaining agreement.
- Jan. 20, 1995 - The 1994-95 season begins.
- Feb. 4, 1995 - The Penguins defeat Tampa Bay 6-3, to tie the team record of seven victories from the beginning of the season.
- Feb. 7, 1995 - Joe Mullen records his 1,000th career point against the Florida Panthers, and becomes the first American-born player to record 1,000 points.
- Feb. 16, 1995 - The Penguins defeat the Hartford Whalers, 5-2, to extend their club record start of the season undefeated streak to 13 games (12-0-1).
- May 3, 1995 - Jaromir Jagr records one assist against Florida to win the 1994-95 NHL scoring title.
- May 20, 1995 - ICEOPLEX at Southpointe opens to the public.
- July 6, 1995 - Jaromir Jagr is named to the NHL First All-Star Team and Larry Murphy is named to the second team.
- Oct. 26, 1995 - Mario Lemieux records his 500th career goal at the New York Islanders against Tommy Soderstrom at 17:12 of the third period.
- Apr. 26, 1996 - Dave Burrows and Edward J. DeBartolo are named to the Penguins Hall of Fame.
- June 19, 1996 - Mario Lemieux wins his third Art Ross Trophy and his third Lester B. Pearson Award.
- June 27, 1996 - Craig Patrick signs a new five-year contract as the team's executive vice-president and general manager.
- June 27, 1996 - Elaine Houfelder is named to the Penguins Hall of Fame.
- Nov. 30, 1996 - Mario Lemieux becomes the ninth player in league history to record 1,400 points and Ron Francis becomes the ninth to record 900 assists against the Boston Bruins.
- Dec. 28, 1996 - Ron Francis records his 1,300th career point against Buffalo.
- Jan. 4, 1997 - Jaromir Jagr records his 600th career points.
- Jan. 15, 1997 - Patrick Lalime sets the NHL record for best start by a rookie goaltender at the beginning of a career with a 3-0 win at Hartford to boost his record to 13-0-2.
- Jan. 21, 1997 - Patrick Lalime sets the Penguins record for longest unbeaten streak with a 4-2 win against Calgary, running his record to 14-0-2.
- Jan. 26, 1997 - Mario Lemieux records four goals in one period at Montreal, becoming the 11th player to accomplish the feat.
- Feb. 4, 1997 - Mario Lemieux records his 600th goal vs. Vancouver into an empty net, becoming just the seventh player to record 600.
- Feb. 22, 1997 - Mario Lemieux passes Stan Mikita for seventh place on the NHL all-time scoring list.
- Mar. 3, 1997 - Craig Patrick takes over head coaching duties and Ed Johnston is named assistant general manager.
- Mar. 14, 1997 - Joe Mullen scores his 500th career goal in a game at Colorado, becoming the first American-born player to record 500.
- Mar. 20, 1997 - Patrick Lalime records his 20th win of the season, becoming the first Penguins rookie netminder to reach 20 wins since Icos Binkley in 1967-68.
- Apr. 3, 1997 - Mario Lemieux passes Bobby Hull for sixth place on the NHL all-time scoring list.
- Apr. 26, 1997 - Mario Lemieux plays his final game, a 6-3 playoff loss at Philadelphia.

THIS DATE IN PENGUINS HISTORY

- May 8, 1997 - Roger Marino joins the Penguins ownership group.
- May 13, 1997 - Mayor Tom Murphy renames Auditorium Place, the road encircling the Civic Arena, Mario Lemieux Place.
- June 12, 1997 - Kevin Constantine is named head coach.
- Oct. 19, 1997 - Tom Barrasso records his 300th career win in a 4-1 victory at Florida, becoming the first American-born goaltender to reach 300 wins.
- Nov. 19, 1997 - Mario Lemieux's number 66 is retired during a pregame ceremony before a standing room only crowd of 17,145.
- Jan. 29, 1998 - Ron Francis records career point 1,400.
- Mar. 7, 1998 - Ken Wregget records his 200th win in a 6-4 victory against Philadelphia.
- Mar. 21, 1998 - Ron Francis becomes the seventh player to record 1,000 assists, and the Penguins become the 10th NHL team to record 1,000 wins with a 4-3 victory over Philadelphia.
- Mar. 29, 1998 - Ron Francis passes Bryan Trottier on the NHL all-time scoring list for ninth place.
- Apr. 15, 1998 - Jaromir Jagr records his 300th career goal against Tampa Bay. The Penguins also clinch the Northeast Division championship with a 5-1 win, their fifth regular season division title.
- Apr. 19, 1998 - Jaromir Jagr collects his second league scoring title with 102 points (35+67).
- Oct. 13, 1998 - The Penguins file for Chapter 11 bankruptcy protection.
- Jan. 5, 1999 - Tom Barrasso passes Gump Worsley for 10th place on the all-time wins list with his 336th.
- Jan. 18, 1999 - Kevin Hatcher plays his 1,000th game at Anaheim.
- Feb. 21, 1999 - Tom Barrasso appears in his 700th career game at Philadelphia.
- Mar. 5, 1999 - Jaromir Jagr records his 500th career assist vs. Edmonton.
- Apr. 17, 1999 - Jaromir Jagr wins his second consecutive Art Ross Trophy, and his third overall, with 127 points.
- June 24, 1999 - Mario Lemieux's group is confirmed as the new ownership of the Penguins.
- June 24, 1999 - Jaromir Jagr becomes the second Penguins' player to capture the Hart Trophy as the league's MVP and the Lester B. Pearson Award.
- Nov. 4, 1999 - Jaromir Jagr records a point on the 15th consecutive Penguins goal, a new NHL record.
- Nov. 26, 1999 - Jaromir Jagr records his 900th career point in a 5-0 win against Ottawa.
- Dec. 9, 1999 - Herb Brooks is named 18th head coach in Penguins history, taking over for Kevin Constantine.
- Dec. 15, 1999 - Jaromir Jagr records his 66th career game winning goal, and passes Mario Lemieux for the Penguins all-time record.
- Dec. 30, 1999 - Jaromir Jagr records seven points (3+4) in a 9-3 win over the NY Islanders.
- Feb. 11, 2000 - Martin Straka ties the team record by scoring two goals just seven seconds apart in a 3-3 tie against Edmonton.
- Apr. 9, 2000 - Jaromir Jagr wins his third consecutive Art Ross Trophy, and his fourth overall.
- May 4, 2000 - The Penguins and Philadelphia Flyers play the third-longest game in league history at 152:01. Philadelphia wins the game, 2-1, in the fifth overtime. Penguins goaltender Ron Tugnutt makes 70 saves in the loss.
- June 21, 2000 - Ivan Hlinka is named head coach of the Penguins.

COMEBACK VICTORIES 1967-2000

- Nov. 4, 1972 (Pittsburgh) - The Rangers held a 4-1 lead late in the first period, before Pittsburgh rallied for a 6-4 win. Bryan Hexall scored twice and Eddie Shack netted the game-winner.
- Mar. 29, 1977 (Pittsburgh) - California led 4-1 at 14:34 of the second period, before Pittsburgh tallied four consecutive goals. Jean Pronovost recorded the game-winner at 14:34 of the third.
- Apr. 1, 1973 (Pittsburgh) - Philadelphia led 4-1 before the Pens recorded four unanswered goals. Jean Pronovost recorded the winner at 18:47 of the third.
- Feb. 28, 1976 (Pittsburgh) - Vancouver led 4-1 at 14:04 of the second, before the Pens posted four unanswered goals. Bob Kelly netted the game-winner at 10:39 of the third.
- Dec. 26, 1977 (Toronto) - Toronto held a 3-0 lead at the mid way point of the first period, but two Jean Pronovost goals along with Blair Chapman's goal at 19:28 of the third gave the Pens a 5-4 win.
- Dec. 31, 1978 (Detroit) - Detroit led 4-0 at 15:11 of the second, but five Penguins recorded goals for the 5-4 win. Randy Carlyle scored at 19:53 of the third for the win.
- Oct. 23, 1985 (Toronto) - Pittsburgh trailed 4-1 in the second period, but came back for a 5-4 victory. Jim McCough recorded the game-winner at 18:28.
- Jan. 19, 1985 (Pittsburgh) - Chicago led 4-0 at the end of the first period, but Pittsburgh tallied five goals in the second for a 5-4 win. Troy Loney picked-up the game-winner.
- Oct. 9, 1986 (Pittsburgh) - Washington jumped out to a 3-0 lead in the season opener, but Randy Carlyle's hat trick gave the Penguins a 5-4 victory.
- Feb. 24, 1986 (Pittsburgh) - Los Angeles led 4-0 after one period, but won 6-5 with Doug Shedden's overtime goal at 3:51. It was Pittsburgh's first overtime victory.
- Nov. 25, 1987 (Pittsburgh) - Quebec led 4-0 at the 12 minute mark of the second, but Pittsburgh reeled off six goals, including Rob Brown's game-winner at 11:35 of the third.
- Dec. 20, 1987 (NY Rangers) - The Rangers took a quick 3-0 lead, but Pittsburgh recorded four goals in the first en route to an 8-4 win.
- Jan. 3, 1987 (Pittsburgh) - Montreal led 3-0 after the first, but Pittsburgh recorded six consecutive goals to win 6-4. Randy Cunneynworth scored twice, including the game-winner at 8:49 of the third.
- Mar. 25, 1989 (Pittsburgh) - New Jersey built a 3-0 lead after one period, but Mario Lemieux's third goal with five seconds left gave Pittsburgh a 5-4 win.
- Feb. 22, 1990 (Pittsburgh) - The Islanders led 3-0 after one period, but Pittsburgh battled back for a 4-3 win on Randy Gilhen's goal at 4:26 of the third.
- Oct. 15, 1991 (NY Islanders) - The Penguins trailed 6-2 just 20 seconds into the third period, but tied the game with four goals in the final frame, including two by Mario Lemieux. Phil Bourque's tally at 2:30 gave Pittsburgh a 7-6 win.
- Feb. 21, 1991 (Pittsburgh) - Toronto led 3-0 in the second, before Pittsburgh netted six in a row on the way to an 11-4 win.
- Dec. 12, 1993 (Pittsburgh) - New Jersey led 3-0 in the first, but Kevin Stevens completed his hat trick in overtime to give Pittsburgh a 6-5 win.
- Dec. 7, 1995 (Pittsburgh) - Montreal led 4-0 in the second, but Pittsburgh answered with seven unanswered goals, two each by Mario Lemieux and Tomas Sandstrom, for a 7-5 win.
- Nov. 1, 1997 (Pittsburgh) - Vancouver led 6-3 in the second, but the Penguins scored four unanswered goals, including Rob Brown's overtime game-winner for a 7-6 win.

HALLS OF FAME

PROFESSIONAL HOCKEY HALL OF FAME

Red Kelly	1969
Tim Horton	1977
Andy Bathgate	1978
Leo Boivin	1986
William "Scotty" Bowman	1991
Bob Johnson	1992
Mario Lemieux	1997
Bryan Trottier	1997
Joe Mullen	2000

US HOCKEY HALL OF FAME

Bob Paradise	1989
Bob Johnson	1991
Jack Kelley	1993
Craig Patrick	1996
Joe Mullen	1998

PENGUINS HALL OF FAME

Jean Pronovost	1992
Rick Kehoe	1992
Bob Johnson	1992
Syl Apps	1994
Dave Burrows	1996
Edward J. DeBartolo	1996
Elaine Heufelder	1996
Mario Lemieux	1999
Jack Riley	1999

NHL SPONSORED AWARDS

DODGE PERFORMER OF THE YEAR
Mario Lemieux 1988, 1989

DODGE PERFORMANCE OF THE YEAR
Mario Lemieux 1988

DODGE RAM TOUGH AWARD
Mario Lemieux 1989

PRO SET NHL PLAYER OF THE YEAR
Mario Lemieux 1992

NHL PLUS/MINUS AWARD
Mario Lemieux 1993
Ron Francis 1995

MISCELLANEOUS

100 POINT CLUB

Pierre Larouche	1975-76
Jean Pronovost	1975-76
Mario Lemieux	1984-85, 1985-86, 1986-1987-88, 1988-89, 1989-1991-92, 1992-93, 1995-1996-97
Rob Brown	1988-89
Paul Coffey	1988-89, 1989-90
Mark Recchi	1990-91
Kevin Stevens	1991-92, 1992-93
Rick Tocchet	1992-93
Ron Francis	1992-93, 1995-96
Jaromir Jagr	1995-96, 1997-98, 1998-99

PENGUINS BANNER YEARS

1990-91	Patrick Division Champions
1990-91	Patrick Division Playoff Champions
1990-91	Wales Conference Champions
1990-91	Stanley Cup Champions
1991-92	Patrick Division Playoff Champions
1991-92	Wales Conference Champions
1991-92	Stanley Cup Champions
1992-93	NHL Regular Season Champions
1992-93	Patrick Division Champions
1993-94	Northeast Division Champions
1995-96	Northeast Division Champions
1997-98	Northeast Division Champions

NHL AWARDS

ART ROSS TROPHY
Mario Lemieux 1988, 1989, 1992, 1993, 1996, 1997
Jaromir Jagr 1995, 1998, 1999, 2000

HART MEMORIAL TROPHY
Mario Lemieux 1988, 1993, 1996
Jaromir Jagr 1999

LADY BYNG TROPHY
Rick Kehoe 1981
Ron Francis 1995, 1998

CONN SMYTHE TROPHY
Mario Lemieux 1991, 1992

CALDER MEMORIAL TROPHY
Mario Lemieux 1985

JAMES NORRIS TROPHY
Randy Carlyle 1981

FRANK SELKE TROPHY
Ron Francis 1995

BILL MASTERTON TROPHY
Lowell MacDonald 1973
Mario Lemieux 1993

LESTER B. PEARSON AWARD
Mario Lemieux 1986, 1988, 1993, 1996
Jaromir Jagr 1999, 2000

NHL FIRST TEAM ALL-STAR
Randy Carlyle - D 1981
Mario Lemieux - C 1988, 1989, 1993, 1996, 1997
Paul Coffey - D 1989
Kevin Stevens - LW 1992
Jaromir Jagr 1995, 1996, 1998, 1999, 2000

NHL SECOND TEAM ALL-STAR
Mario Lemieux - C 1986, 1987, 1992
Paul Coffey - D 1990
Kevin Stevens - LW 1991, 1993
Tom Barrasso - G 1993
Larry Murphy - D 1993, 1995
Jaromir Jagr - RW 1997

NHL ALL-ROOKIE TEAM
Mario Lemieux - C 1985
Warren Young - LW 1985
Zarley Zalapski - D 1989
Jaromir Jagr - RW 1991
Patrick Lalime - G 1997

PENGUINS IN THE NHL ALL-STAR GAME

SEASON	TEAM	SITE	PLAYER	G MP	A	PTS GA
1999-2000	World	Toronto	Jaromir Jagr*	1	0	1
1998-99	World	Tampa Bay	Jaromir Jagr*	0	1	1
	World	Tampa Bay	Martin Strelak	0	0	0
1997-98	World	Vancouver	Jaromir Jagr	1	0	1
1996-97	Eastern	San Jose	Mario Lemieux*	2	1	3
	Eastern	San Jose	Kevin Hatcher	0	0	0
	Eastern	San Jose	Jaromir Jagr*§	--	--	--
1995-96	Eastern	Boston	Mario Lemieux*	0	2	2
	Eastern	Boston	Jaromir Jagr**	1	0	1
	Eastern	Boston	Ron Francis	0	1	1
1994-95	NO ALL-STAR GAME HELD					
1993-94	Eastern	New York (MSG)	Jaromir Jagr§	--	--	--
	Eastern	New York (MSG)	Larry Murphy	0	0	0
	Eastern	New York (MSG)	Joe Muller	1	1	2
1992-93	Wales	Montreal	Mario Lemieux*§	--	--	--
	Wales	Montreal	Kevin Stevens*	1	2	3
	Wales	Montreal	Jaromir Jagr*	1	1	2
	Wales	Montreal	Rick Tocchet&	2	0	2
1991-92	Wales	Philadelphia	Mario Lemieux*	0	1	1
	Wales	Philadelphia	Paul Coffey*	0	0	0
	Wales	Philadelphia	Kevin Stevens*	0	0	1
	Wales	Philadelphia	Jaromir Jagr*	0	1	1
1990-91	Wales	Philadelphia	Bryan Trotter	1	0	1
	Wales	Chicago	Paul Coffey*	0	0	0
	Wales	Chicago	John Cullen	0	1	1
	Wales	Chicago	Mark Recchi	0	0	0
	Wales	Chicago	Kevin Stevens	1	0	1
1989-90	Wales	Pittsburgh	Paul Coffey	0	2	2
	Wales	Pittsburgh	Mario Lemieux* (MVP)	4	0	4
1988-89	Wales	Edmonton	Rob Brown	0	0	0
	Wales	Edmonton	Paul Coffey*	0	0	0
	Wales	Edmonton	Mario Lemieux*	1	1	2
1987-88	Wales	St. Louis	Paul Coffey*	0	0	0
	Wales	St. Louis	Mario Lemieux* (MVP)	3	3	6
1986-87	NHL All-Stars	Quebec	Mario Lemieux* (2 Games)	0	3	3
1985-86	Wales	Hartford	Mario Lemieux*	0	0	0
1984-85	Wales	Calgary	Mario Lemieux* (MVP)	2	1	3
1983-84	Wales	New Jersey	Mike Bullard	0	0	0
1982-83	Wales	New York (Nassau)	Rick Kehoe	0	0	0
1981-82	Wales	Washington	Randy Carlyle	0	1	1
	Wales	Washington	Michel Dion	30	0	2
	Wales	Los Angeles	Randy Carlyle	0	0	0
1980-81	Wales	Los Angeles	Rick Kehoe	0	1	1
	Wales	Detroit	Ron Stackhouse	1	0	1
1979-80	NHL All-Stars	New York (MSG)	NO PENGUINS SELECTED			
1978-79	Wales	Buffalo	Jean Pronovost	0	0	0
1977-78	Wales	Vancouver	Jean Pronovost	0	0	0
1976-77	Wales	Philadelphia	Dave Burrows	0	0	0
1975-76	Wales	Philadelphia	Pierre Larouche	0	0	0
	Wales	Philadelphia	Jean Pronovost	0	0	0
1974-75	Wales	Montreal	Sy Apps (MVP)	2	0	2
1973-74	Western	Montreal	Jean Pronovost	0	0	0
	Western	Chicago	Dave Burrows	0	0	0
	Western	Chicago	Lowell MacDonald	1	1	2
	Western	Chicago	Al McDonough	1	0	1
1972-73	Western	New York (MSG)	Lowell MacDonald	0	1	1
	Western	New York (MSG)	Greg Polis (MVP)	2	0	2
1971-72	Western	Bloomington	Greg Polis	0	0	0
1970-71	Western	Boston	Greg Polis	0	0	0
1969-70	Western	St. Louis	Dean Prentice	1	0	1
1968-69	Western	St. Louis	Bob Waytowich	0	1	1
1967-68	NHL All-Stars	Montreal	Ken Schinkel	0	0	0
	NHL All-Stars	Toronto	Ken Schinkel	0	0	0

* Voted to the starting lineup (ban Balking began in 1985-86)
 § Missed game due to injury
 & Named to replace Mario Lemieux

PENGUINS IN THE NHL ALL-STAR GAME

MOST APPEARANCES IN AN ALL-STAR GAME

- Mario Lemieux (8)
- Jaromir Jagr (6)
- Paul Coffey (5)
- Jean Pronovost (4)

MOST CAREER POINTS IN ALL-STAR GAMES

- Mario Lemieux (11-9-20)
- Jaromir Jagr (4-3-7)
- Kevin Stevens (3-2-5)
- Lowell MacDonald (1-2-3)

MOST PENGUINS IN ONE ALL-STAR GAME

- 5-1992
- 4-1993
- 4-1991

TEAMS WITH MOST ALL-STAR GAME MVP'S

- Pittsburgh - 5
- Toronto - 4
- NY Rangers - 4
- Montreal - 3

UNIFORM NUMBERS

1. Hank Bassen, Joe Daley, Paul, Hoganson, Cam Newton, Roy Edwards, Jim Rutherford, Bob Johnson, Godon Laxton, Denis Herron, Richard Harrison, Steve Guenette, Pat Rigglin, Wendell Young, Rob Dopson, Peter Skudra
2. Leo Boivin, Duane Rupp, Bob Paradise, Ed Van Impe, Tom Edur, Tom Bladon, Pat Price, Gilles Lupien, Brian Lundberg, Phil Bourque, Greg Fox, Joc McDonnell, Todd Charlesworth, Chris Dahlquist, Jim Paek, Chris Tamer
3. Al MacNeil, John Arbour, Bob Woytowich, Tim Horton, Jack Lynch, Ron Stackhouse, Bennet Wolf, Norm Schmidt, Doug Bodger, Jim Kyte, Jim Paek, Grant Jennings, Sergei Zubov, Stefan Bergkvist, Dan Trebil
4. Noel Price, Bob Blackburn, Dave Burrows, Dale Tallon, Paul Baxtor, Marty McSorley, Phil Bourque, Chris Dahlquist, Dwight Schofield, Larry Murphy, Gord Dineen, Greg Andrusak, Greg Hawgood, Corey Foster, Kevin Hatcher
5. Dick Mattiussi, Ted Lanyon, Bryan Watson, Ab DeMarco, Barry Wilkins, Steve Lyon, Mario Faubert, Lex Hudson, Ron Meighan, Bryan Maxwell, Mike Rowe, Ville Siren, Gord Dineen, Ulf Samuelsson, Brad Werenka, Janne Laukkanen
6. Dunc McCallum, Tracy Pratt, Sheldon Kannegiesser, Ron Jones, Colin Campbell, Tom Price, Kim Clackson, Bennett Wolf, Errol Thompson, Greg Hotham, Jim Johnson, Todd Charlesworth, Scott Young, Jeff Chychrun, Peter Ahola, Mike Ramsey, Neil Wilkinson, Bob Boughner
7. Art Stratton, Lou Angotti, Bryan Hextall, Steve Durbano, Russ Anderson, Rick MacLeish, Ian Turnbull, Rod Buskas, Joe Mullen, Andrew Ference
8. Val Fonteyne, Jim Wiley, Rick Kehoe, Hatland Monahan, Dave Schultz, Mike Meeker, Bob Stewart, Dave Burrows, Randy Boyd, Tom O'Regan, Petteri Lehto, Terry Ruskowski, Perry Ganchar, Mark Recchi, Bryan Smolinski, Kevin Miller, Garry Valk, Bobby Dollas, Hans Jonsson
9. Andy Bathgate, Charlie Burns, Billy Hicke, Al McDonough, Chuck Amason, Simon Nolet, Blair Chapman, Mark Johnson, Stan Jonathan, Rich Sutter, Ron Flockhart, John Chabot, Wilf Paiment, Andrew McBain, Tony Tanti, Ron Francis, Len Barrie, Dan Quinn, Greg Johnson, German Titov, Rene Corbet
10. Earl Ingarfield, George Swarbrick, Keith McCreary, Robin Burns, Ted Snell, Picrre Larouche, Peter Lee, Gary Rissling, Bob Errey, Wayne Babych, Ron Duguay, Dan Quinn, Barry Pederson, Ron Francis
11. Gene Ubriaco, Tracy Pratt, Nick Harbanuk, Bernie Lukowich, Vic Hadfield, John Flesch, Tom Cassidy, George Ferguson, Anders Hakansson, Rocky Saganjuk, Tim Tookey, Troy Loney, Dwight Mathiasen, Lee Giffin, Alain Lemieux, Warren Young, John Cullen, Alek Stojanov, Shawn Antoski, Darius Kasparaitis
12. Ken Schinkel, Blaine Stoughton, Kelly Pratt, Greg Malone, Mitch Lamoreux, Dean DeFazio, Tom O'Regan, Tom Roulston, Bob Errey, Larry DePalma, Troy Murray, Chris Wells, Richard Park, Sean Pronger, Martin Sonnenberg
13. Jim Hamilton, Charlie Simmer
14. Billy Dea, Rick Kessel, Ron Snell, Lowell MacDonald, Rene Robert, Wayne Binachin, Nick Libett, Doug Shedden, Dan Quinn, Chris Kontos, Bryan Erickson, Jock Callander, Gordie Roberts, Dave Tippett, Brad Lauer, Stu Barnes, Pat Falloon
15. Bob Dillabough, Billy Harris, George Swarbrick, Steve Cardwell, Yvon Labre, Brian McKenzie, Rick Kessel, Bob McManama, Stan Gilbertson, Pat Boutette, Gary Rissling, Randy Cunneyworth, Dave Capuano, Doug Smith, Randy Gilhen, Shawn McEachern, Dmitri Mironov, Josef Beranek, Robert Dome
16. Wayne Hicks, Ron Snell, Glen Sather, Sheldon Kannegiesser, Ron Lalonde, Lew Morrison, Derek Sanderson, Kim Davis, Mike Meeker, Gary McAdam, Bennett Wolf, Marc Chorney, Mark Taylor, Jim McGeough, Kevin LaVallee, Charlie Simmer, Steve Gotaas, Jay Caulfield, Mike Hudson, Joe Dziedzic, Eddie Olczyk, Jeff Serowik, Dennis Bonvie
17. Billy Spear, Bill LeCaine, Ron Schock, Rick Kehoe, Lee Giffin, Brad Aitken, Tomas Sandstrom, Peter Ferraro, Brian Bonin, Tom Chorske
18. George Konik, Wally Boyer, Lowell MacDonald, Ross Lonsberry, Kevin McClelland, Tom roulston, Craig Simpson, Jimmy Mann, Mark Recchi, Richard Zemlak, Jeff Daniels, Ken Priestley, Francois Leroux, Garry Valk, Patrick Lebeau, Ryan Savoia, Josef Beranek
19. Bob Rivard, Jean Pronovost, Dale Tallon, Greg Sheppard, Rick MacLeish, Grant Sasser, Arto Javananien, Willy Lindstrom, Dave McLlwain, Randy Gilhen, Bryan Trottier
20. Ab McDonald, Bob Woytowich, Dean Prentice, Robin Burns, John Stewart, Steve Cardwell, Yvon Labre, Jacques Cossette, Yves Bergeron, Pete Mahovich, Paul Marshall, Paul Gartner, Gary Rissling, Moe Mantha, Dave Hunter, Dave Hannan, Jamie Leach, Jeff

UNIFORM NUMBERS

- Daniels, Luc Robitaille, Bryan Smolinski, Greg Johnson, Roman Oksiuta, Robert Lang
21. Keith McCreary, Michel Briere
 22. Paul Andrea, Greg Polis, Bob Kelly, Brian Spencer, Kim Davis, Mike Bullard, Neil Belland, Dwight Mathiasen, Jim McGeough, Chris Joseph, Wayne Van Dorp, Steve Dykstra, Paul Stanton, Rick Tocchet, Norm Maciver, Jason Woolley, Sven Butenschon
 23. Mel Pearson, Jena Guy Legace, Doug Barrie, Rick Kessel, John Stewart, Bob Leiter, Eddie Shack, Larry Bignell, Nelson Debenedet, Ed Gilbert, Jim Hamilton, Rod Schutt, Gary Rissling, Doug Lecuyer, Rich Sutter, Andy Brickley, Wally Weir, Randy Hillier, Kjell Samuelsson, Paul Stanton, Chris Joseph, Domenic, Pittis, Fredrik Olausson, Victor Ignatjev, Steve Leach
 24. Gary Swain, Rod Zaine, Tim Horton, Eddie Shack, Jean Guy Legace, Larry Bignell (playoffs only), Mario Faubert, Don Awrey, Bob Paradise, Pat Hughes, Marc Chorney, Pat Graham, Rob Garner, Ted Bulley, Kevin McCarthy, Roger Belanger, Swight Mathiasen, Troy Loney, Doug Brown, Ian Moran
 25. Robin Burns, John Stewart, Darryl Edestrand, Nick Beverly, Dennis Owchar, Greg Redquest, Tom Price, Randy Carlyle, Kevin McCarthy, Ted Nolan, Norm Schmidt, Kevin Stevens, Alek Stojanov, Dan Kesa
 26. Dun McCallum, Mike McMahon, Syl Apps, Pete Mahovich, Orest Kindrachuk, Paul Mulvey, Steve Gatzos, Wayne Babych, Mike Blaisdell, Mark Kachowski, Mike Stapleton, Richard Park, Dave McLlwain, Petr Klima, Darius Kasparaitis, Garry Valk
 27. Jim Morrison, Joe Noris, Jim Shires, Hank Nowak, Yves Bergeron, Pete Laframboise, Mike Corrigan, Jacques Cossette, Rod Schutt, Todd Charlesworth, Gilles Meloche, Scott Bjugstad, Gilbert Delorme, Glen Murray, Eddie Olczyk, Alexei Kovalev
 28. Harvey Bennett, Mario Faubert, Gene Carr, Tom Price, Jim Hamilton, Bob Simpson, Tim Hrynewich, Bruce Crowder, Robert Geale, Steve Gatzos, Dan Frawley, Gordie Roberts, Kjell Samuelsson, Greg Andrusak, Jeff Christian, Craig Muni, Dan Kesa, Michal Rozsival
 29. Al Smith, Jim Rutherford, Denis Herron, Andy Brown, Gary Inness, Bob Stumpf, Dunc Wilson, Greg Millen, Michel Dion, Phil Bourque, Markus Naslund, Tyler Wright
 30. Les Binkley, Marv Edwards, Cam Newton, Andy Brown, Gary Inness, Bob Taylor, Gordon Laxton, Paul Gardner, Kim Davis, Gary Edwards, Roberto Romano, Steve Guenette, Alain Chevrier, Philippe DeRouville, Jean-Sebastien Aubin
 31. Michel Plasse, Nick Ricci, Vincent Tremblay, Brian Ford, Carl Mokosak, Rick Tabaracci, Tom Barrasso, Ken Wregget, Ron Tugnutt
 32. Dave Hannan, Dave Goertz, Pat Mayer, Peter Taglianetti, John Slaney
 33. Tony Feltrin, Bob Simpson, Rocky Saganik, Bob Gladney, Doug Bodger, Mike Rowe, Mitch Wilson, Zarley Zalapski, Bryan Fogarty, Marty McSorley, Jim McKenzie, Stefan Bergkvist, Alex Hicks
 34. Andre St. Laurent, Tom Thornbury, Greg Tebbutt, Randy Hillier, Ted Nolan, Todd Charlesworth, Lee Giffin, Dwight Mathiasen, Scott Young, Dave Michayluk (playoffs only), Greg Brown, Rusty Fitzgerald, Jeff Christian, Peter Popovic
 35. Roberto Romano, Warren Young, Darren Lowe, Ron Duguay, Brad Aitken, Tom Barrasso
 36. Jock Callander, Pat Neaton, Greg Andrusak, Corey Foster, Brad Lauer, J.J. Daigneault, Matthew Barnaby
 37. Justin Duberman, Ladislav Karabin, Greg Andrusak, Kip Miller
 38. Scott Gruhl, Jiri Hrdina, Peter Allen, Andreas Johansson, Jan Hrdina
 39. Mike Needham, Peter Allen
 40. Frank Pietrangelo, Patrick Lalrme
 42. Tuomas Gronman
 43. Jeff Daniels
 44. Todd Nelson, Drake Berehowsky, Ed Patterson, Rob Brown
 45. Mike Needham (playoffs only), Glen Mulvenna
 46. Victor Ignatjev, Pavel Skrbek
 47. Maxim Galanov
 48. Sven Butenschon, Jeff Serowik
 49. Greg Andrusak
 51. Dave Roche
 52. Rusty Fitzgerald
 55. Larry Murphy, Drake Berehowsky
 56. Sergei Zubov
 57. Chris Ferraro
 59. Robert Dome
 66. Mario Lemieux
 68. Jaromir Jagr
 71. Jiri Slegr
 72. Jeff Christian
 76. Richard Park
 77. Paul Coffey
 82. Martin Straka
 85. Petr Klima
 92. Rick Tocchet
 93. Petr Nedved
 95. Aleksey Morozov




When the Penguins made their NHL debut at home on Oct. 11, 1967, the team wore the colors dark blue, light blue and white. Both the home (white) and away (light blue) uniforms simply had the word "Pittsburgh" written diagonally down the front of the sweater with three dark blue stripes around the sleeves and bottom. The logo, although not on the sweater, featured a hockey-playing penguin in a scarf over an inverted triangle, symbolizing the golden triangle of downtown Pittsburgh. The penguin and triangle were set inside a circle bearing the team name.

The following season (1968-69), the uniforms were changed so that the logo appeared on the game sweaters. The logo remained essentially the same, although the penguin was no longer wearing a scarf. The white home uniforms had a wide band of dark blue around each sleeve and the bottom, while the light blue away sweater had bands of white trimmed in dark blue.

The uniforms were changed again four years later (1972-73). The circle around the logo was removed, leaving only a penguin and triangle. Added to the uniforms were inserts of color on the shoulders.

On Jan. 30, 1980, the Penguins wore black and gold for the first time. With the Steelers winning the Super Bowl and the Pirates capturing the World Series title in the same year, the struggling Penguins hoped to gain fan support by aligning their colors with the other teams in the "City of Champions."



Boston protested the color change to the NHL, arguing that black and gold had always been exclusively associated with the Bruins. However, the Penguins prevailed by virtue of a precedent set by the Pittsburgh Pirates hockey club of the late 1920s, which sported the colors. The Pens' new uniforms were the same design as the previous ones, with black replacing dark blue and gold replacing light blue. From 1981-82 through the 1984-85 season, the team alternated wearing gold sweaters with white at home.

The black and gold uniforms remained unchanged until 1992-93, when the triangle and penguin logo was modernized. The white home sweaters featured the new logo on the front and gold shoulder inserts. The black away sweaters had the city's name diagonally down the front, much like the original team uniforms, with the new logo on each shoulder.

During the 1995-96 season, the Penguins were one of five NHL teams to introduce a third jersey. The Penguins' new uniform, which made its debut on Jan. 27, 1996 vs. the Philadelphia Flyers, featured a black background with a new, modernized logo design including innovative striping and a blend of team colors. This sweater eventually replaced the black "Pittsburgh" away sweater in 1997-98, and now serves as the team's uniform away from the Igloo.

This season, the Penguins introduce a new third jersey with an eye for the past. The black sweater features the popular "skating penguin" logo, which the team wore during its 1991 and 1992 Stanley Cup championship seasons, and the newest color addition, Las Vegas Gold.



1967-68 SEASON HIGHLIGHTS

- * Andy Bathgate scores the first franchise goal against Rogie Vachon and Montreal on Oct. 11
- * Pittsburgh records the first victory in franchise history on Oct. 13, 3-1 at St. Louis
- * The Penguins record their first home win, a 4-2 victory over Chicago on Oct. 21. They also become the first expansion team to defeat one of the "Original Six."
- * Les Binkley records Pittsburgh's first shutout, 1-0 on Nov. 4 at Oakland.
- * Ken Schinkel represents the Penguins at the NHL All-Star Game in Toronto

MAJOR TRADES

- * June 6, 1967 - Obtained Lou Andrea, Dunc McCallum and George Konik from the New York Rangers for Larry Jeffrey
- * Feb. 27, 1968 - Obtained Wayne Hicks from Philadelphia for Art Stratton

SCORING

PLAYERS	GP	G	A	PIS	PIM
Andy Bathgate	74	20	39	59	55
Ab McDonald	74	22	21	43	38
Art Stratton	70	16	25	41	20
Ken Schinkel	57	14	25	39	19
Earl Ingarfield	50	15	22	37	12
Val Fonteyne	69	6	28	34	0
Gene Ubriaco	65	18	15	33	16
Noel Price	70	6	27	33	48
Paul Andrea	65	11	21	32	2
Billy Dea	73	16	12	28	6
Keith McCreary	70	14	12	26	44
Leo Boivin	73	9	13	22	74
Wayne Hicks	47	6	14	20	8
Bob Dillabough	47	7	12	19	18
Bob Rivard	27	5	12	17	4
Bill Speer	68	3	13	16	44
George Konik	52	7	8	15	26
Al MacNeil	74	2	10	12	58
Dunc McCallum	32	0	2	2	36
Dick Mattiussi	32	0	2	2	18
Mel Pearson	2	0	1	1	0
Ted Lanyon	5	0	0	0	4
Hank Bassen	25	0	0	0	8
Les Binkley	54	0	0	0	0

GOALTENDING

PLAYERS	(W-L-T)	GP	MP	GA	SO	GAA
Les Binkley	(20-24-10)	54	3:41	151	6	2.86
Hank Bassen	(7-10-3)	25	12:99	62	1	2.86
TOTALS	(27-34-13)	74	44:40	216	7	2.92

DATE	W-L-T	SCORE	OPPONENT
Oct. 11	L	1-2	MONTREAL
Oct. 13	W	3-1	St. Louis
Oct. 14	L	2-4	ST. LOUIS
Oct. 16	T	3-3	MINNESOTA
Oct. 19	L	0-1	Philadelphia
Oct. 21	W	4-2	CHICAGO
Oct. 22	L	4-6	New York
Oct. 25	W	1-1	OAKLAND
Oct. 28	L	3-5	LOS ANGELES
Oct. 29	L	2-4	Boston
Nov. 1	W	4-1	Minnesota
Nov. 4	W	1-0	Oakland
Nov. 8	T	1-1	PHILADELPHIA
Nov. 9	L	1-5	Detroit
Nov. 11	L	1-5	ST. LOUIS
Nov. 15	W	5-0	PHILADELPHIA
Nov. 18	W	5-3	St. Louis
Nov. 22	W	4-1	BOSTON
Nov. 24	L	3-5	Los Angeles
Nov. 25	T	2-2	Oakland
Nov. 29	W	6-1	OAKLAND
Dec. 2	L	1-4	NEW YORK
Dec. 3	L	1-6	Detroit
Dec. 6	L	2-7	Chicago
Dec. 9	W	3-2	Minnesota
Dec. 10	L	4-7	MINNESOTA
Dec. 13	W	2-1	Toronto
Dec. 16	T	1-1	CHICAGO
Dec. 17	L	1-2	Philadelphia
Dec. 21	L	1-4	Los Angeles
Dec. 23	W	4-0	MINNESOTA
Dec. 25	W	4-3	LOS ANGELES
Dec. 27	T	0-0	OAKLAND
Dec. 29	L	1-2	St. Louis
Dec. 30	L	2-5	DETROIT
Jan. 4	W	4-3	LOS ANGELES
Jan. 6	T	2-2	PHILADELPHIA
Jan. 7	L	1-3	Philadelphia
Jan. 10	L	3-4	MONTREAL
Jan. 12	W	1-3	TORONTO
Jan. 13	L	0-7	Toronto
Jan. 17	T	1-1	Oakland
Jan. 18	L	2-3	Los Angeles
Jan. 20	W	8-5	DETROIT
Jan. 21	L	3-4	Minnesota
Jan. 27	L	3-5	LOS ANGELES
Jan. 28	W	1-0	Boston
Jan. 31	L	4-9	St. Louis
Feb. 1	W	2-0	ST. LOUIS
Feb. 3	T	3-3	TORONTO
Feb. 7	W	4-1	Oakland
Feb. 8	L	1-3	Los Angeles
Feb. 10	T	2-2	NEW YORK
Feb. 14	W	6-3	MINNESOTA
Feb. 16	L	1-3	ST. LOUIS
Feb. 17	L	3-4	Montreal
Feb. 21	T	1-1	PHILADELPHIA
Feb. 24	L	1-3	OAKLAND
Feb. 25	W	2-1	Philadelphia
Feb. 27	L	3-5	BOSTON
Mar. 2	T	6-6	OAKLAND
Mar. 6	L	2-4	St. Louis
Mar. 7	T	2-2	Minnesota
Mar. 9	W	3-1	LOS ANGELES
Mar. 13	L	3-4	Chicago
Mar. 16	L	4-6	Montreal
Mar. 17	L	0-3	New York
Mar. 20	W	4-2	ST. LOUIS
Mar. 23	L	0-3	Minnesota
Mar. 24	T	4-4	MINNESOTA
Mar. 26	W	2-1	Los Angeles
Mar. 27	W	7-4	Oakland
Mar. 30	W	2-0	Philadelphia
Mar. 31	W	5-1	PHILADELPHIA

1968-69 SEASON HIGHLIGHTS

- * Pittsburgh records the first franchise victory in Montreal, 5-2 on Jan. 2
- * Ken Schinkel makes his second Penguins appearance on the All-Star Team
- * Keith McCreary scores 25 goals to pace the Penguins

MAJOR TRADES

- * June 11, 1968 - Obtained Lou Angotti from St. Louis for Ab McDonald
- * Nov. 29, 1968 - Obtained Billy Harris from Oakland for Bob Dillabough
- * Jan. 24, 1969 - Obtained Duane Rupp from Minnesota for Leo Boivin
- * Jan. 30, 1969 - Obtained George Swarbrick, Bryan Watson and Tracy Pratt from Oakland for Earl Ingarfield, Dick Mattiussi and Gene Ubricco

SCORING

PLAYERS	GP	G	A	PTS	PIM
Ken Schinkel	76	18	34	52	18
Charlie Burns	76	13	38	51	22
Keith McCreary	70	25	23	48	47
Earl Ingarfield	66	16	30	46	12
Jean Pronovost	76	16	25	41	41
Gene Ubricco	75	19	18	37	28
Lou Angotti	71	17	20	37	36
Val Fonteyne	74	12	17	29	2
Wally Boyer	62	10	19	29	17
Bob Woytowich	71	9	20	29	62
Leo Boivin	69	6	19	25	42
Billy Harris	73	7	17	24	10
George Swarbrick	69	4	19	23	103
Noel Price	73	2	18	20	61
Bob Dillabough	62	7	12	19	6
Billy Dea	66	10	8	18	4
Dunc McCallum	62	5	13	18	81
Duane Rupp	59	5	11	16	32
Paul Andrea	25	7	6	13	2
Dick Mattiussi	36	1	11	12	30
Bryan Watson	68	2	7	9	132
Bill Speer	34	1	4	5	27
Tracy Pratt	18	0	5	5	34
Ron Snell	4	3	1	4	6
Doug Barrie	8	1	1	2	8
Gary Swain	9	1	1	2	0
John Arbour	17	0	2	2	35
Jean Guy Lagace	17	0	1	1	14
Bill Lecaine	4	0	0	0	0
Joe Daley	29	0	0	0	2
Les Binkley	50	0	0	0	0
Marv Edwards	1	0	0	0	0

GOALTENDING

PLAYERS (W-L-T)	GP	MP	GA	SO	GAA
Joe Daley (10-13-3)	29	1615	87	2	3.23
Les Binkley (10-31-8)	50	2885	158	0	3.29
Marv Edwards (0-1-0)	1	60	3	0	3.00
TOTALS (20-45-11)	76	4560	252	2	3.32

DATE	W-L-T	SCORE	OPPONENT
Oct. 12	T	1-1	MONTREAL
Oct. 16	T	2-2	Toronto
Oct. 17	L	0-3	Philadelphia
Oct. 19	L	1-5	BOSTON
Oct. 23	L	5-8	CHICAGO
Oct. 26	W	4-2	ST. LOUIS
Oct. 30	L	3-7	New York
Nov. 2	L	2-3	Los Angeles
Nov. 3	W	3-1	Oakland
Nov. 6	L	1-3	ST. LOUIS
Nov. 7	L	1-5	Montreal
Nov. 9	L	0-3	PHILADELPHIA
Nov. 13	L	5-6	Chicago
Nov. 14	L	4-6	CHICAGO
Nov. 16	L	1-2	NEW YORK
Nov. 20	L	2-5	Toronto
Nov. 21	W	3-1	OAKLAND
Nov. 23	T	2-2	LOS ANGELES
Nov. 27	T	3-3	TORONTO
Nov. 28	W	3-7	Chicago
Nov. 30	W	4-2	Los Angeles
Dec. 1	T	4-4	Oakland
Dec. 4	L	2-7	DETROIT
Dec. 7	T	1-1	St. Louis
Dec. 8	L	1-4	TORONTO
Dec. 11	W	4-2	Minnesota
Dec. 14	L	1-7	LOS ANGELES
Dec. 15	L	3-5	Boston
Dec. 17	L	2-8	Philadelphia
Dec. 21	L	1-3	MINNESOTA
Dec. 22	L	1-3	Chicago
Dec. 25	W	6-3	DETROIT
Dec. 26	L	2-3	St. Louis
Dec. 28	L	3-4	OAKLAND
Dec. 31	L	4-3	MONTREAL
Jan. 2	W	5-2	Montreal
Jan. 4	T	1-1	PHILADELPHIA
Jan. 5	L	1-2	Detroit
Jan. 9	W	7-2	MINNESOTA
Jan. 11	L	2-1	OAKLAND
Jan. 12	L	4-8	Boston
Jan. 15	W	3-1	Minnesota
Jan. 16	L	2-3	Detroit
Jan. 18	L	0-4	Los Angeles
Jan. 19	L	3-6	Oakland
Jan. 23	L	1-3	MINNESOTA
Jan. 25	L	0-2	TORONTO
Jan. 26	L	3-5	Philadelphia
Jan. 29	L	1-2	ST. LOUIS
Feb. 1	T	2-2	PHILADELPHIA
Feb. 2	L	3-7	New York
Feb. 5	W	3-2	NEW YORK
Feb. 8	L	2-4	LOS ANGELES
Feb. 9	L	1-3	Minnesota
Feb. 17	L	0-2	St. Louis
Feb. 15	T	4-4	OAKLAND
Feb. 16	L	0-4	MONTREAL
Feb. 19	W	3-0	BOSTON
Feb. 20	L	0-3	Detroit
Feb. 22	W	3-2	DETROIT
Feb. 27	W	4-3	CHICAGO
Mar. 1	T	3-3	Toronto
Mar. 2	L	0-4	Boston
Mar. 5	W	4-2	ST. LOUIS
Mar. 8	L	3-5	NEW YORK
Mar. 12	L	3-4	New York
Mar. 15	L	1-3	Los Angeles
Mar. 16	L	2-7	Oakland
Mar. 19	L	2-3	BOSTON
Mar. 20	L	3-5	Montreal
Mar. 22	W	7-1	St. Louis
Mar. 23	W	5-0	MINNESOTA
Mar. 25	W	3-1	Minnesota
Mar. 26	W	8-4	LOS ANGELES
Mar. 29	T	3-3	Philadelphia
Mar. 30	W	2-1	PHILADELPHIA

1969-70 SEASON HIGHLIGHTS

- * Leonard "Red" Kelly is named Penguins coach on July 2.
- * Bob Woytowich and Dean Prentice are named to the Western Division All-Star squad.
- * Dean Prentice sets a new Penguins mark with 26 goals during the season.
- * In the team's first playoff appearance, the Penguins sweep the Oakland Seals, 4-0, in the Quarterfinals, before falling to St. Louis, 4-2, in the Semifinals.
- * Red Kelly is named Hockey News "Coach of the Year."

MAJOR TRADES

* June 6, 1969 - Obtained Ron Schock and Craig Cameron from St. Louis for Lou Angotti and a first round choice in the 1971 Entry Draft.

* Oct. 28, 1969 - Obtained Mike McMahon from Detroit for Billy Dea.

SCORING

Players	GP	G	A	PTS	PIM
Dean Prentice	75	26	25	51	14
Ken Schinkel	72	20	25	45	19
Michel Briere	76	12	32	44	20
Jean Pronovost	72	20	21	41	45
Bob Woytowich	68	8	25	33	19
Bryan Hextall	66	12	19	31	87
Ron Schock	76	8	21	29	40
Keith McCreary	60	18	8	26	67
Glen Sather	76	12	14	26	114
Val Fonteyne	68	11	15	26	2
Wally Boyer	72	11	12	23	34
Nick Harbaruk	74	5	17	22	56
Jim Morrison	59	5	15	20	40
Duane Rupp	64	2	14	16	18
Tracy Pratt	65	5	7	12	124
Bob Blackburn	60	4	7	11	51
Bryan Watson	61	1	9	10	189
Mike McMahon	12	1	3	4	19
Rick Kessel	8	1	2	3	2
Ron Snell	3	0	1	1	0
George Swarbrick	12	0	1	1	8
Les Binkley	27	0	1	1	0
Dunc McCallum	14	0	0	0	16
Al Smith	46	0	0	0	20
Bench					4

GOALTENDING

Players (W-L-T)	GP	MP	GA	SO	GAA
Joe Daley (11-5-3)	9	528	26	0	2.95
Al Smith (15-20-8)	46	2555	129	2	3.03
Les Binkley(10-13-1)	27	1477	79	3	3.21
TOTALS (26-38-12)	76	4560	234	5	3.13

DATE	W-L-T	SCORE	OPPONENT
Oct. 11	T	2-2	OAKLAND
Oct. 16	T	3-3	PHILADELPHIA
Oct. 18	T	3-3	BOSTON
Oct. 19	L	0-4	Boston
Oct. 21	L	3-4	Oakland
Oct. 22	I	0-2	Los Angeles
Oct. 25	W	4-1	Minnesota
Oct. 29	L	1-3	NEW YORK
Nov. 1	W	6-3	MINNESOTA
Nov. 2	I	3-4	Detroit
Nov. 5	L	2-4	DETROIT
Nov. 8	L	1-4	CHICAGO
Nov. 17	W	3-0	Toronto
Nov. 13	L	0-4	St. Louis
Nov. 15	W	3-1	LOS ANGELES
Nov. 19	L	0-4	ST. LOUIS
Nov. 27	W	5-3	PHILADELPHIA
Nov. 23	L	2-3	Chicago
Nov. 26	T	4-4	Minnesota
Nov. 29	W	5-3	OAKLAND
Nov. 30	T	3-3	Philadelphia
Dec. 3	W	7-1	DETROIT
Dec. 6	I	0-5	Toronto
Dec. 7	W	3-2	TORONTO
Dec. 10	W	2-0	Los Angeles
Dec. 12	L	1-4	Oakland
Dec. 14	L	1-2	Boston
Dec. 17	L	2-5	MONTREAL
Dec. 20	L	4-6	BOSTON
Dec. 21	L	0-4	Philadelphia
Dec. 26	W	3-2	New York
Dec. 27	L	0-3	CHICAGO
Dec. 31	W	4-2	MONTREAL
Jan. 3	L	0-6	St. Louis
Jan. 4	T	4-4	TORONTO
Jan. 7	L	3-5	NEW YORK
Jan. 8	L	1-3	Montreal
Jan. 10	L	3-5	DETROIT
Jan. 14	L	0-5	Chicago
Jan. 17	L	0-4	Toronto
Jan. 18	W	6-4	Philadelphia
Jan. 21	T	3-3	OAKLAND
Jan. 24	W	4-2	LOS ANGELES
Jan. 25	L	1-3	Boston
Jan. 28	T	4-4	TORONTO
Jan. 31	W	2-1	ST. LOUIS
Feb. 1	L	0-6	New York
Feb. 1	W	7-5	Minnesota
Feb. 7	W	3-1	LOS ANGELES
Feb. 8	W	6-3	MINNESOTA
Feb. 11	L	1-7	Chicago
Feb. 14	L	0-3	BOSTON
Feb. 15	W	4-2	Detroit
Feb. 17	W	4-2	PHILADELPHIA
Feb. 19	W	6-1	Los Angeles
Feb. 21	L	3-6	Oakland
Feb. 25	L	2-3	Montreal
Feb. 26	W	1-0	LOS ANGELES
Feb. 28	W	3-2	OAKLAND
Mar. 4	W	2-1	MONTREAL
Mar. 5	L	3-5	Detroit
Mar. 7	T	2-2	ST. LOUIS
Mar. 8	T	0-0	New York
Mar. 11	T	2-2	Oakland
Mar. 12	L	1-4	Los Angeles
Mar. 14	L	3-6	Minnesota
Mar. 18	I	0-2	NEW YORK
Mar. 19	L	1-3	St. Louis
Mar. 21	L	3-5	CHICAGO
Mar. 22	L	4-5	Montreal
Mar. 25	W	2-0	MINNESOTA
Mar. 28	W	2-1	Philadelphia
Mar. 29	T	5-5	ST. LOUIS
Apr. 1	W	4-1	PHILADELPHIA
Apr. 4	L	1-3	St. Louis
Apr. 5	L	1-5	MINNESOTA

1970-71 SEASON HIGHLIGHTS

- * Penguins post a seven-game home winning streak from Jan. 13 through Feb. 13.
- * Greg Polis is named to the Western Division All-Star Team.
- * Jean Pronovost records five points (2+3) during an 8-2 win against Detroit on Mar. 24
- * The Penguins set a home record with 18 wins, and set a team record with 20 ties during the season

MAJOR TRADES

- * Jan. 26, 1971 - Obtained Syl Apps and Sheldon Kannegiesser from the New York Rangers for Glen Sather
- * Jan. 31, 1971 - Obtained Jean Guy Legace from Buffalo for Terry Bell

SCORING

Players	GP	G	A	PTS	PIM
Bryan Hextall	76	16	32	48	133
Jean Pronovost	78	21	24	45	35
Andy Bathgate	76	15	29	44	34
Wally Boyer	68	11	30	41	30
Ron Schock	71	14	26	40	20
Dean Prentice	69	21	17	38	18
Ken Schinkel	50	15	19	34	6
Keith McCreary	59	21	12	33	24
Greg Polis	61	18	15	33	40
Duane Rupp	59	5	28	33	34
Dunc McCallum	77	9	20	29	95
Bob Woytowich	78	4	22	26	30
Nick Harbaruk	73	13	12	25	108
Syl Apps	31	9	16	25	19
Rod Zaine	37	8	5	13	21
Val Fonteyne	70	4	9	13	0
Glen Sather	46	8	3	11	96
Jim Morrison	73	0	10	10	32
Bob Blackburn	64	4	5	9	51
Bryan Watson	43	2	6	8	119
John Stewart	15	2	1	3	9
Robin Burns	10	0	3	3	4
Yvon Labre	21	1	1	2	19
Rick Kessel	6	0	2	2	2
Shel. Kannegiesser	18	0	2	2	29
Steve Cardwell	5	0	1	1	15
Lowell MacDonald	10	0	1	1	0
Paul Hoganson	2	0	0	0	0
Cam Newton	5	0	0	0	4
Les Binkley	34	0	0	0	0
Al Smith	47	0	0	0	41
Bench					6

GOALTENDING

PLAYERS (W-L-T)	GP	MP	GA	SO	GAA
Les Binkley (11-11-10)	34	1870	89	2	2.85
Al Smith (9-22-9)	45	2472	128	2	3.10
Cam Newton (1-3-1)	5	281	16	0	3.41
Paul Hoganson (0-1-0)	2	57	7	0	7.36
TOTALS (21-37-20)	78	4680	240	4	3.07

DATE	W-L-T	SCORE	OPPONENT
Oct. 10	L	1-2	BUFFALO
Oct. 15	L	2-4	MINNESOTA
Oct. 17	T	0-0	PHILADELPHIA
Oct. 18	T	1-1	Buffalo
Oct. 21	L	2-4	Los Angeles
Oct. 23	W	3-1	California
Oct. 25	T	1-1	Vancouver
Oct. 28	W	5-3	LOS ANGELES
Oct. 31	L	2-5	CHICAGO
Nov. 1	L	2-3	Philadelphia
Nov. 4	W	8-3	VANCOUVER
Nov. 7	T	2-2	BOSTON
Nov. 8	T	3-3	Detroit
Nov. 10	L	1-5	LOS ANGELES
Nov. 11	T	3-3	New York
Nov. 14	W	6-1	CALIFORNIA
Nov. 19	L	0-1	ST. LOUIS
Nov. 21	W	6-1	DETROIT
Nov. 22	L	2-4	Boston
Nov. 24	T	4-4	Toronto
Nov. 25	T	4-4	BUFFALO
Nov. 28	L	1-5	Montreal
Nov. 29	L	2-6	New York
Dec. 2	T	3-3	MONTREAL
Dec. 5	W	3-1	VANCOUVER
Dec. 6	L	3-6	Boston
Dec. 8	W	4-0	TORONTO
Dec. 9	T	2-2	Minnesota
Dec. 11	L	2-3	St. Louis
Dec. 12	T	0-1	MINNESOTA
Dec. 16	L	2-4	TORONTO
Dec. 19	W	9-1	DETROIT
Dec. 20	L	1-2	Chicago
Dec. 23	L	1-6	New York
Dec. 25	L	4-8	Boston
Dec. 26	W	4-2	BOSTON
Dec. 30	T	3-3	Montreal
Dec. 31	W	4-1	MINNESOTA
Jan. 2	L	1-3	NEW YORK
Jan. 6	L	3-4	Philadelphia
Jan. 9	L	2-5	Toronto
Jan. 13	W	4-2	LOS ANGELES
Jan. 14	T	2-2	Detroit
Jan. 16	W	4-3	Vancouver
Jan. 20	W	4-2	California
Jan. 21	L	2-4	Los Angeles
Jan. 23	W	4-1	VANCOUVER
Jan. 27	W	3-1	TORONTO
Jan. 28	L	1-4	Chicago
Jan. 30	W	3-1	CHICAGO
Feb. 3	W	6-1	CALIFORNIA
Feb. 5	T	2-2	St. Louis
Feb. 7	L	0-1	Chicago
Feb. 9	L	1-1	Montreal
Feb. 10	W	5-3	PHILADELPHIA
Feb. 13	W	5-4	CHICAGO
Feb. 14	L	4-5	Minnesota
Feb. 17	L	3-4	Toronto
Feb. 18	T	6-6	Buffalo
Feb. 20	L	0-2	NEW YORK
Feb. 24	T	5-5	ST. LOUIS
Feb. 27	L	0-4	NEW YORK
Feb. 28	L	2-4	Detroit
Mar. 3	W	4-0	MONTREAL
Mar. 6	L	3-6	BOSTON
Mar. 7	T	3-3	CALIFORNIA
Mar. 10	T	2-2	PHILADELPHIA
Mar. 13	T	0-0	MINNESOTA
Mar. 14	L	1-5	MONTREAL
Mar. 17	L	2-5	California
Mar. 19	L	4-6	Vancouver
Mar. 20	T	4-8	Los Angeles
Mar. 24	W	8-2	DETROIT
Mar. 28	L	1-3	Philadelphia
Mar. 31	L	4-6	BUFFALO
Apr. 1	T	3-3	Buffalo
Apr. 3	L	3-4	St. Louis
Apr. 4	T	1-1	ST. LOUIS

1971-72 SEASON HIGHLIGHTS

- * Red Kelly relinquishes general manager duties, and Jack Riley is named to the post.
- * Jim Rutherford posts a seven-game unbeaten streak from Mar. 14 through Apr. 2.
- * Syl Apps sets a new team mark with 44 assists, and ties the team record with 59 points during the regular season.
- * Jean Pronovost and Greg Polis become the first Penguins to reach the 30-goal mark.
- * Pittsburgh returns to the playoffs, but is swept in the first round by Chicago, 4-0.

MAJOR TRADES

- * Jan. 11, 1972 - Obtained Al McDonough from Los Angeles for Bob Woytowich.
- * Mar. 4, 1972 - Obtained Eddie Shack from Buffalo for Rene Robert.

SCORING

Players	GP	G	A	PTS	PIM
Syl Apps	72	15	44	59	78
Jean Pronovost	68	30	23	53	12
Greg Polis	76	30	19	49	38
Ron Schock	77	17	29	46	22
Ken Schinkel	74	15	30	45	8
Bryan Hextall	78	20	24	44	126
Darryl Edestrand	77	10	23	33	52
Bob Leiter	78	14	17	31	18
Nick Harbaruk	78	12	17	29	46
Duanne Rupp	34	4	18	22	32
Bryan Watson	75	3	17	20	212
Val Fonteyne	68	6	13	19	0
Al McDonough	37	7	11	18	8
Rene Robert	49	7	11	18	42
Steve Cardwell	28	7	8	15	18
Eddie Shack	13	5	9	14	12
Dave Burrows	77	2	10	12	48
Tim Horton	44	2	9	11	40
John Stewart	25	2	8	10	23
Keith McCreary	33	4	4	8	22
Joe Norris	35	2	5	7	20
Shel Kannegiesser	54	2	4	6	47
Bob Woytowich	31	1	4	5	8
Bill Hicke	12	2	0	2	6
Brian McKenzie	6	1	1	2	4
Wally Boyer	1	0	1	1	0
Rick Kessel	3	0	1	1	0
Roy Edwards	15	0	1	1	0
Robin Burns	5	0	0	0	8
Les Binkley	31	0	0	0	2
Jim Rutherford	40	0	0	0	16
Bench					8

GOALTENDING

PLAYERS (W-L-T)	GP	MP	GA	SO	GAA
Roy Edwards (2-8-4)	15	847	36	0	2.55
Jim Rutherford (17-15-5)	40	2160	116	1	3.22
Les Binkley (7-15-5)	31	1673	98	0	3.51
TOTAL (26-38-14)	78	4680	258	1	3.30

DATE	W-L-T	SCORE	OPPONENT
Oct. 9	W	3-2	PHILADELPHIA
Oct. 10	L	1-2	Buffalo
Oct. 13	W	4-1	Los Angeles
Oct. 16	W	2-1	Vancouver
Oct. 17	W	4-2	California
Oct. 20	W	8-1	LOS ANGELES
Oct. 23	L	2-5	CHICAGO
Oct. 24	T	1-1	New York
Oct. 27	L	4-6	CALIFORNIA
Oct. 28	L	0-2	Minnesota
Oct. 30	T	1-1	NEW YORK
Oct. 31	L	1-3	Detroit
Nov. 3	L	3-5	California
Nov. 5	L	2-4	Vancouver
Nov. 7	L	1-4	Chicago
Nov. 9	W	4-1	St. Louis
Nov. 10	W	3-1	VANCOUVER
Nov. 13	W	6-4	LOS ANGELES
Nov. 16	L	1-5	MINNESOTA
Nov. 18	L	3-4	Minnesota
Nov. 20	L	2-4	ST. LOUIS
Nov. 21	L	3-7	Chicago
Nov. 24	L	1-2	TORONTO
Nov. 27	L	1-3	Montreal
Dec. 1	W	4-2	DETROIT
Dec. 4	W	4-2	NEW YORK
Dec. 5	L	3-5	Boston
Dec. 8	T	1-1	CALIFORNIA
Dec. 11	T	3-3	BUFFALO
Dec. 12	L	1-6	New York
Dec. 15	L	2-3	Toronto
Dec. 18	L	3-4	BOSTON
Dec. 19	T	2-2	Boston
Dec. 22	L	2-4	New York
Dec. 25	W	4-2	MONTREAL
Dec. 26	L	1-6	Philadelphia
Dec. 28	L	2-4	TORONTO
Dec. 31	T	3-3	BUFFALO
Jan. 5	T	3-3	Chicago
Jan. 8	L	0-4	CHICAGO
Jan. 9	L	2-4	Detroit
Jan. 12	T	2-2	BOSTON
Jan. 13	L	1-7	Montreal
Jan. 15	W	4-2	PHILADELPHIA
Jan. 19	L	1-6	VANCOUVER
Jan. 22	L	0-1	St. Louis
Jan. 23	T	3-3	MONTREAL
Jan. 26	L	1-2	ST. LOUIS
Jan. 29	L	2-4	CHICAGO
Jan. 30	L	0-4	Philadelphia
Feb. 3	W	4-3	St. Louis
Feb. 5	L	1-8	Los Angeles
Feb. 9	W	4-1	Toronto
Feb. 10	W	6-1	LOS ANGELES
Feb. 12	L	3-8	NEW YORK
Feb. 13	W	6-4	VANCOUVER
Feb. 16	W	4-2	TORONTO
Feb. 17	W	2-0	Buffalo
Feb. 19	L	2-6	DETROIT
Feb. 20	L	0-2	Minnesota
Feb. 23	L	0-2	Toronto
Feb. 26	W	5-2	PHILADELPHIA
Feb. 27	L	3-5	Montreal
Mar. 2	W	7-1	DETROIT
Mar. 4	W	4-2	MINNESOTA
Mar. 5	L	3-6	Detroit
Mar. 8	L	4-5	MONTREAL
Mar. 11	W	6-4	BOSTON
Mar. 12	T	4-4	Boston
Mar. 14	W	7-4	Vancouver
Mar. 18	T	4-4	Los Angeles
Mar. 19	T	3-3	California
Mar. 23	L	3-4	BUFFALO
Mar. 25	W	3-2	MINNESOTA
Mar. 26	T	2-2	Buffalo
Mar. 29	W	5-4	CALIFORNIA
Apr. 1	T	1-4	Philadelphia
Apr. 2	W	6-2	ST. LOUIS

1972-73 SEASON HIGHLIGHTS

- * The Penguins set the NHL records for fastest five goals (2:07) and the fastest six goals (5:02) on Nov. 22 vs. St. Louis.
- * Syl Apps records six points (3+3) in a 9-1 win against the NY Islanders on Dec. 13.
- * Ken Schinkel is named the third head coach in Penguins history on Jan. 13, one day after retiring as a player.
- * Greg Polis is named MVP of the All-Star Game at Madison Square Garden after recording two goals for the Western Division.
- * Syl Apps sets the team record with 85 points and 56 assists.
- * Al McDonough sets a new team mark with 35 goals.

MAJOR TRADES

- * Feb. 25, 1973 - Obtained Andy Brown from Detroit for a third round choice in the 1973 Entry Draft and cash.

SCORING

Players	GP	G	A	PTS	PIM
Syl Apps	77	29	56	85	18
Al McDonough	78	35	41	76	26
Lowell MacDonald	78	34	41	75	8
Bryan Hextall	78	21	33	54	113
Greg Polis	78	26	23	49	36
Ron Schock	78	13	36	49	23
Eddie Shack	74	25	20	45	84
Jean Pronovost	66	21	22	43	16
Daryl Edestrand	78	15	24	39	88
Dave Bumows	78	3	24	27	42
Nick Harbaruk	78	10	15	25	47
Ken Schinkel	42	11	10	21	16
Duane Rupp	78	7	13	20	62
Jack Lynch	47	1	18	19	40
Bryan Watson	69	1	17	18	179
Rick Kessel	66	1	13	14	0
Jean Guy Lagace	31	1	5	6	32
Steve Cardwell	20	2	2	4	2
Jim Shires	18	1	2	3	2
Robin Burns	26	0	2	2	20
Jim Wiley	4	0	1	1	0
Cam Newton	11	0	1	1	2
Denis Herron	18	0	1	1	0
Shel. Kannegiesser	3	0	0	0	0
Andy Brown	9	0	0	0	2
Ron Lalonde	11	0	0	0	2
Jim Rutherford	49	0	0	0	0
Bench					6

GOALTENDING

PLAYERS (W-L-T)	GP	MP	GA	SO	GAA
Jim Rutherford (20-22-5)	49	2660	129	3	2.91
Denis Herron (6-7-2)	18	967	55	2	3.41
Cam Newton (3-4-0)	11	533	35	0	3.94
Andy Brown (3-4-2)	9	520	41	0	4.73
TOTALS (32-37-9)	78	4680	265	5	3.40

DATE	W-L-T	SCORE	OPPONENT
Oct. 7	W	4-2	LOS ANGELES
Oct. 11	W	5-2	St. Louis
Oct. 14	W	5-2	CALIFORNIA
Oct. 15	L	4-8	Boston
Oct. 17	W	5-0	NY Islanders
Oct. 18	L	3-4	Toronto
Oct. 21	L	2-4	BOSTON
Oct. 24	W	1-0	Vancouver
Oct. 27	I	3-6	California
Oct. 28	I	2-5	Los Angeles
Nov. 1	L	1-7	MONTREAL
Nov. 2	L	2-4	Philadelphia
Nov. 4	W	6-4	NY RANGERS
Nov. 5	T	1-1	Detroit
Nov. 8	W	5-2	PHILADELPHIA
Nov. 11	L	3-4	VANCOUVER
Nov. 12	L	0-1	Buffalo
Nov. 15	W	7-1	MINNESOTA
Nov. 18	W	6-1	ATLANTA
Nov. 19	W	5-3	NY Rangers
Nov. 22	W	10-4	ST. LOUIS
Nov. 25	T	2-2	NY ISLANDERS
Nov. 26	L	2-6	Atlanta
Nov. 29	W	7-4	TORONTO
Dec. 2	W	3-2	CHICAGO
Dec. 3	L	2-4	Chicago
Dec. 6	T	4-1	California
Dec. 9	L	1-3	Los Angeles
Dec. 13	W	9-1	NY ISLANDERS
Dec. 16	W	5-3	ATLANTA
Dec. 17	L	1-9	NY Rangers
Dec. 19	L	2-3	BOSTON
Dec. 23	L	3-6	Montreal
Dec. 26	T	1-1	Detroit
Dec. 27	T	3-3	Toronto
Dec. 29	L	0-4	TORONTO
Dec. 30	T	2-2	DETROIT
Jan. 2	L	1-5	St. Louis
Jan. 3	W	5-3	Chicago
Jan. 6	W	4-2	VANCOUVER
Jan. 7	L	0-3	NY Rangers
Jan. 10	L	1-2	DETROIT
Jan. 13	W	3-1	LOS ANGELES
Jan. 14	L	2-3	Detroit
Jan. 17	L	4-6	Montreal
Jan. 18	L	2-5	MONTREAL
Jan. 20	W	3-0	BOSTON
Jan. 21	L	3-9	Chicago
Jan. 24	W	5-2	TORONTO
Jan. 25	L	3-6	Philadelphia
Jan. 27	L	3-5	PHILADELPHIA
Jan. 31	W	4-1	LOS ANGELES
Feb. 3	W	2-1	MINNESOTA
Feb. 4	L	3-4	Minnesota
Feb. 7	L	2-5	Montreal
Feb. 10	L	3-6	Boston
Feb. 14	W	6-2	VANCOUVER
Feb. 17	T	3-3	BUFFALO
Feb. 18	L	1-4	Buffalo
Feb. 20	W	4-1	NY Islanders
Feb. 22	W	2-1	NY ISLANDERS
Feb. 24	W	2-0	CHICAGO
Feb. 25	L	1-2	Buffalo
Feb. 26	W	4-2	ST. LOUIS
Mar. 3	L	1-2	CALIFORNIA
Mar. 4	L	2-5	MINNESOTA
Mar. 7	L	4-10	Minnesota
Mar. 10	L	4-5	NY RANGERS
Mar. 11	L	2-3	Philadelphia
Mar. 14	W	3-2	Los Angeles
Mar. 16	T	5-5	California
Mar. 17	L	1-6	Vancouver
Mar. 21	W	5-2	CALIFORNIA
Mar. 24	T	4-4	BUFFALO
Mar. 25	W	4-2	Atlanta
Mar. 28	W	6-3	ATLANTA
Mar. 31	L	2-7	St. Louis
Apr. 1	W	5-4	PHILADELPHIA

1973-74 SEASON HIGHLIGHTS

- * Marc Boileau replaces Ken Schinkel as head coach on Feb. 6, and compiles a 14-10-4 record.
- * Jean Pronovost posts a seven-game goal streak from Feb. 27 through Mar. 10.
- * The "Century Line" of Syl Apps, Jean Pronovost and Lowell MacDonald combines for 107 goals, the second-highest total in the NHL.
- * Syl Apps finished seventh in league scoring with 85 points (24+61), and Lowell Mac Donald finishes ninth overall with 82 points (43+39).
- * Apps' 61 assists and MacDonald's 43 goals both set new team records.

MAJOR TRADES

- * Oct. 25, 1973 - Obtained Nick Beverley from Boston for Darryl Edestrand.
- * Jan. 4, 1974 - Obtained Chuck Amason and Bob Paradise from Atlanta for Al McDonough.
- * Jan. 17, 1974 - Obtained Ron Stackhouse from Detroit for Jim Rutherford and Jack Lynch.
- * Jan. 17, 1974 - Obtained Bob Kelly, Ab DeMarco and Steve Durbano from New York Rangers for Greg Polis, Bryan Watson and a second round choice in the 1974 Entry Draft.

SCORING

Players	GP	G	A	PTS	PIM
Syl Apps	75	24	61	85	37
Lowell MacDonald	78	43	39	82	14
Jean Pronovost	77	40	32	72	22
Ron Schock	77	14	29	43	22
Al McDonough	37	14	22	36	12
Ron Stackhouse	69	6	29	35	66
Bob Kelly	67	16	18	34	123
Chuck Amason	74	20	11	31	17
Ab DeMarco	57	10	21	31	15
Greg Polis	41	14	13	27	32
Ron Lalonde	73	10	17	27	14
Steve Durbano	69	8	19	27	284
Wayne Bianchin	69	12	13	25	38
Bernie Lukowich	53	9	10	19	32
Bob McManama	47	5	14	19	18
Dave Burrows	71	3	14	17	30
Ied Snell	55	4	12	16	8
Nick Beverley	67	2	14	16	21
Blaine Stoughton	34	5	6	11	8
Bob Paradise	56	2	8	10	52
Bryan Hextal	37	2	7	9	39
Jean Guy Lagace	31	2	6	8	34
Jack Lynch	17	0	7	7	21
Bryan Watson	38	1	4	5	137
Yvon Labre	16	1	7	3	13
Larry Bignell	20	0	3	3	2
Jim Wiley	22	0	3	3	2
Ron Jones	25	0	3	3	15
Jim Rutherford	26	0	1	1	2
Darryl Edestrand	3	0	0	0	0
I Hank Nowak	13	0	0	0	11
Denis Herron	5	0	0	0	0
Gary Inness	20	0	0	0	0
Andy Brown	36	0	0	0	60
Bench					10

GOALTENDING

PLAYERS (W-L-T)	GP	MP	GA	SO	GAA
Gary Inness (7-10-1)	20	1032	56	0	3.26
Jim Rutherford (7-12-4)	76	1432	82	0	3.44
Andy Brown (13-16-4)	36	1956	115	1	3.53
Denis Herron (1-3-0)	5	260	18	0	4.15
TOTALS (28-41-9)	78	4680	273	1	3.50

DATE	W-L-T	SCORE	OPPONENT
Oct. 12	W	4-3	Atlanta
Oct. 13	L	2-8	NY RANGERS
Oct. 17	W	4-2	Minnesota
Oct. 20	W	5-3	CALIFORNIA
Oct. 21	L	2-8	Boston
Oct. 24	L	2-3	MONTREAL
Oct. 27	L	0-6	PHILADELPHIA
Oct. 28	W	7-2	NY Rangers
Oct. 31	T	1-1	Montreal
Nov. 3	L	0-6	Toronto
Nov. 4	L	0-7	Philadelphia
Nov. 7	T	1-1	NY ISLANDERS
Nov. 10	T	4-4	ATLANTA
Nov. 13	W	5-2	MINNESOTA
Nov. 15	L	3-5	St. Louis
Nov. 17	L	1-4	CHICAGO
Nov. 18	L	0-7	NY RANGERS
Nov. 21	W	5-4	VANCOUVER
Nov. 22	W	4-2	Toronto
Nov. 21	L	2-5	MONTREAL
Nov. 28	L	3-4	TORONTO
Dec. 1	T	2-2	ATLANTA
Dec. 2	L	1-2	Chicago
Dec. 5	L	1-4	Los Angeles
Dec. 7	L	3-4	California
Dec. 8	L	2-3	Vancouver
Dec. 12	W	9-1	CALIFORNIA
Dec. 15	L	0-2	DETROIT
Dec. 16	W	2-1	Atlanta
Dec. 20	L	5-6	Boston
Dec. 22	L	1-4	NY RANGERS
Dec. 23	L	2-3	Buffalo
Dec. 26	T	2-2	Detroit
Dec. 28	L	1-3	ST. LOUIS
Dec. 29	L	2-4	CHICAGO
Jan. 2	L	4-8	Minnesota
Jan. 3	L	1-6	Buffalo
Jan. 5	W	5-2	BUFFALO
Jan. 9	L	4-6	TORONTO
Jan. 12	W	5-2	BUFFALO
Jan. 13	L	3-5	BOSTON
Jan. 16	L	0-2	LOS ANGELES
Jan. 18	W	6-2	Vancouver
Jan. 20	W	5-3	Philadelphia
Jan. 23	W	4-1	ST. LOUIS
Jan. 26	L	0-2	LOS ANGELES
Jan. 27	L	5-6	Detroit
Jan. 30	L	2-4	NY RANGERS
Feb. 2	L	1-3	CHICAGO
Feb. 3	L	4-5	Boston
Feb. 7	L	4-5	Philadelphia
Feb. 9	W	3-2	NY Islanders
Feb. 10	L	3-5	Chicago
Feb. 13	W	5-3	DETROIT
Feb. 16	W	7-3	CALIFORNIA
Feb. 20	T	1-1	ST. LOUIS
Feb. 23	L	2-6	BOSTON
Feb. 24	W	4-2	Chicago
Feb. 27	W	4-1	LOS ANGELES
Feb. 28	L	1-7	Montreal
Mar. 2	W	6-1	VANCOUVER
Mar. 5	W	2-1	NY Islanders
Mar. 7	T	2-2	Toronto
Mar. 9	W	7-5	St. Louis
Mar. 10	L	4-5	MONTREAL
Mar. 13	L	1-5	Los Angeles
Mar. 15	W	6-1	California
Mar. 16	W	8-6	Vancouver
Mar. 20	T	1-1	NY ISLANDERS
Mar. 23	L	1-5	Minnesota
Mar. 24	W	8-0	DETROIT
Mar. 27	T	3-3	MINNESOTA
Mar. 30	L	3-4	St. Louis
Mar. 31	W	4-2	ATLANTA
Apr. 2	L	2-3	NY Islanders
Apr. 4	W	4-2	BUFFALO
Apr. 6	W	6-1	PHILADELPHIA
Apr. 7	L	3-6	Atlanta

1974-75 SEASON HIGHLIGHTS

- * Syl Apps is named MVP of the All-Star Game at Montreal after recording two goals for the Wales Conference.
- * The Penguins record their 200th franchise victory with a 6-1 win over Chicago on Jan. 29.
- * Ron Stackhouse records six assists on Mar. 8 vs. Philadelphia.
- * Pierre Larouche records 68 points (31+37) to lead all NHL rookies.

MAJOR TRADES

- * Sept. 13, 1974 - Obtained Rick Kehoe from Toronto for Blaine Stoughton and a first round choice in the 1977 Entry Draft.
- * Nov. 4, 1974 - Obtained Barry Wilkins from Vancouver for Ab DeMarco.
- * Dec. 14, 1974 - Obtained Lew Morrison from Washington for Ron Lalonde.
- * Jan. 10, 1975 - Obtained Michel Plasse from Kansas City for Jean Guy Lagace and Denis Herron.

SCORING

PLAYERS	GP	G	A	PTS	PIM
Ron Schock	80	23	63	86	36
Syl Apps	79	24	55	79	43
Jean Pronovost	78	43	32	75	37
Vic Hadfield	78	31	42	73	72
Pierre Larouche	79	31	37	68	52
Rick Kehoe	76	32	31	63	22
Lowell MacDonald	71	27	33	60	24
Ron Stackhouse	72	15	45	60	52
Chuck Amason	78	26	32	58	32
Bob Kelly	69	27	24	51	120
Barry Wilkins	58	5	29	34	97
Pete Laframboise	80	10	23	33	30
Colin Campbell	59	4	15	19	172
Bob Paradise	78	3	15	18	109
Dennis Owhchar	46	6	11	17	67
Dave Burrows	78	2	15	17	49
Lew Morrison	70	7	9	16	10
Bob McManama	40	5	9	14	6
Nelson Debenedict	31	6	3	9	11
Jean Guy Lagace	27	1	8	9	39
Kelly Pratt	22	0	6	6	15
Ab DeMarco	8	2	1	3	4
Ron Lalonde	24	0	3	3	0
Michel Plasse	44	0	2	2	24
Gary Inness	57	0	2	2	2
Mario Faubert	10	1	0	1	6
Steve Durbanio	1	0	1	1	0
Yves Bergeron	2	0	0	0	0
Denis Herron	3	0	0	0	0
Bob Stumpf	3	0	0	0	4
Harvey Bennett	7	0	0	0	0
Bob Johnson	12	0	0	0	6
Bench					14

GOALTENDING

PLAYERS (W-L-T)	GP	MP	GA	SO	GAA
Gary Inness (24-18-10)	57	3122	161	2	3.09
Michel Plasse (9-5-4)	20	1094	73	0	4.00
Bob Johnson (3-4-1)	12	476	40	0	5.04
Denis Herron (1-1-0)	3	108	11	0	6.11
TOTALS (37-28-15)	80	4800	285	2	3.61

DATE	W-L-T	SCORE	OPPONENT
Oct. 9	W	4-2	MINNESOTA
Oct. 17	W	7-2	DETROIT
Oct. 19	L	3-6	PHILADELPHIA
Oct. 20	L	1-5	Atlanta
Oct. 23	T	5-5	BOSTON
Oct. 26	L	4-5	NY RANGERS
Oct. 29	L	0-2	Los Angeles
Nov. 1	L	4-7	Vancouver
Nov. 3	T	3-3	Chicago
Nov. 5	W	5-3	Kansas City
Nov. 7	L	3-5	LOS ANGELES
Nov. 9	W	5-2	CALIFORNIA
Nov. 10	L	3-8	Buffalo
Nov. 13	W	8-2	NY ISLANDERS
Nov. 16	W	8-1	WASHINGTON
Nov. 17	W	6-0	Washington
Nov. 19	L	3-4	NY Islanders
Nov. 20	W	8-5	Toronto
Nov. 23	T	0-0	LOS ANGELES
Nov. 24	L	5-7	NY Rangers
Nov. 27	L	2-3	MONTREAL
Nov. 30	T	5-5	BUFFALO
Dec. 1	L	3-6	Buffalo
Dec. 4	W	4-2	TORONTO
Dec. 7	L	2-5	Montreal
Dec. 8	L	2-3	Boston
Dec. 12	T	3-3	MONTREAL
Dec. 14	W	6-3	CHICAGO
Dec. 15	W	3-2	Detroit
Dec. 18	L	4-6	Toronto
Dec. 19	T	4-4	KANSAS CITY
Dec. 21	L	7-8	Minnesota
Dec. 22	L	0-4	Philadelphia
Dec. 26	T	2-2	ST. LOUIS
Dec. 28	T	3-3	ATLANTA
Dec. 30	W	7-5	TORONTO
Jan. 2	W	6-3	MINNESOTA
Jan. 4	W	4-3	VANCOUVER
Jan. 8	L	5-7	Chicago
Jan. 10	T	3-3	Atlanta
Jan. 11	W	6-3	CALIFORNIA
Jan. 15	W	5-3	ATLANTA
Jan. 18	T	4-4	BOSTON
Jan. 19	W	3-2	Washington
Jan. 22	W	7-5	CALIFORNIA
Jan. 25	W	5-2	NY RANGERS
Jan. 26	L	2-7	Montreal
Jan. 29	W	6-1	CHICAGO
Jan. 30	L	2-5	Detroit
Feb. 1	T	4-4	St. Louis
Feb. 4	W	3-2	Vancouver
Feb. 5	W	3-2	Los Angeles
Feb. 7	W	4-1	California
Feb. 11	L	1-2	NY Islanders
Feb. 12	T	3-3	BUFFALO
Feb. 15	W	8-3	Toronto
Feb. 16	W	3-2	NY ISLANDERS
Feb. 19	T	2-2	LOS ANGELES
Feb. 22	W	3-2	ST. LOUIS
Feb. 23	L	1-3	DETROIT
Feb. 25	L	4-6	Boston
Feb. 26	W	7-1	WASHINGTON
Mar. 1	W	3-3	VANCOUVER
Mar. 2	W	8-6	NY Rangers
Mar. 5	T	4-4	Kansas City
Mar. 8	W	8-2	PHILADELPHIA
Mar. 9	L	4-8	Buffalo
Mar. 12	W	5-3	BOSTON
Mar. 13	L	0-6	Philadelphia
Mar. 15	W	12-1	WASHINGTON
Mar. 16	W	6-3	KANSAS CITY
Mar. 18	L	2-5	St. Louis
Mar. 19	T	3-3	California
Mar. 22	L	0-4	Los Angeles
Mar. 26	W	6-4	MONTREAL
Mar. 29	W	4-2	Detroit
Mar. 30	W	4-1	MINNESOTA
Apr. 2	L	0-6	Montreal
Apr. 5	W	7-1	DETROIT
Apr. 6	L	4-8	Washington

1975-76 SEASON HIGHLIGHTS

- * Jean Pronovost records a 16-game point streak from Nov. 1 through Dec. 3.
- * The Penguins post an 11-game unbeaten streak (7-0-4) from Feb. 7 through Feb. 28.
- * Pierre Larouche finished fifth overall in league scoring with 111 points (53+58), and is joined in the top 10 by Jean Pronovost (52+52=104, eighth) and Syl Apps (32+67=99, tenth).
- * Larouche's 53 goals and Apps' 67 assists establish new team records.

MAJOR TRADES

- * Dec. 16, 1975 - Obtained Stan Gilbertson from Washington for Harvey Bennett.
- * Jan. 9, 1976 - Obtained Ed Gilbertson, Simon Nolet and a first round choice in the 1976 Entry Draft from Kansas City for Steve Durbano, Chuck Arnason and a first round choice in the 1976 Entry Draft.
- * Mar. 8, 1976 - Obtained Ed Van Impe and Bob Taylor from Philadelphia for Gary Inness and future considerations.

SCORING

PLAYERS	GP	G	A	PTS	PIM
Pierre Larouche	76	53	58	111	33
Jean Pronovost	80	52	52	104	24
Syl Apps	80	32	67	99	24
Rick Kehoe	71	29	47	76	6
Lowell MacDonald	69	30	43	73	12
Ron Stackhouse	80	11	60	71	76
Vic Hadfield	76	30	35	65	46
Ron Schock	80	18	44	62	28
Bob Kelly	77	25	30	55	149
Dave Burrows	80	7	22	29	51
Barry Wilkins	75	0	27	27	106
Stan Gilbertson	48	13	8	21	6
Simon Nolet	39	9	8	17	2
Colin Campbell	64	7	10	17	105
Dennis Owchar	54	5	12	17	19
Chuck Arnason	30	7	3	10	14
Lew Morrison	78	4	5	9	8
Mario Faubert	21	1	8	9	10
Steve Durbano	32	0	8	8	161
Harvey Bennett	25	3	3	6	53
Wayne Blanchin	14	1	5	6	4
Ed Van Impe	12	0	5	5	16
Bob McManama	12	1	2	3	4
Ed Gilbert	38	1	1	2	0
Jacques Cossette	7	0	2	2	9
Michel Plasse	56	0	2	2	18
Bob Taylor	2	0	0	0	0
Gordie Laxton	8	0	0	0	0
Bob Paradise	9	0	0	0	4
Gary Inness	23	0	0	0	2
Bench					14

GOALTENDING

PLAYERS (W-L-T)	GP	MP	GA	SO	GAA
Michel Plasse (24-19-10)	55	3096	178	2	3.45
Gary Inness (8-9-2)	23	1212	82	0	4.06
Gordie Laxton (3-4-0)	8	414	31	0	4.49
Bob Taylor (0-1-0)	2	78	7	0	5.38
TOTALS (35-33-12)	80	4800	303	2	3.79

DATE	W-L-T	SCORE	OPPONENT
Oct. 7	W	4-2	Washington
Oct. 11	W	7-5	WASHINGTON
Oct. 15	W	8-4	Toronto
Oct. 18	W	6-1	DETROIT
Oct. 21	L	1-7	MONTREAL
Oct. 25	T	4-1	PHILADELPHIA
Oct. 30	L	0-4	Los Angeles
Nov. 1	L	3-7	Minnesota
Nov. 2	L	2-7	Buffalo
Nov. 5	W	7-6	NY ISLANDERS
Nov. 6	W	5-3	St. Louis
Nov. 8	L	5-7	CHICAGO
Nov. 9	L	4-6	Philadelphia
Nov. 12	T	6-6	Washington
Nov. 13	L	4-5	MONTREAL
Nov. 15	L	7-5	BUFFALO
Nov. 18	L	3-5	CALIFORNIA
Nov. 21	W	4-1	Atlanta
Nov. 22	W	6-3	LOS ANGELES
Nov. 26	W	5-2	DETROIT
Nov. 29	W	8-3	NY RANGERS
Nov. 30	L	2-4	Boston
Dec. 3	L	3-3	Chicago
Dec. 4	L	1-6	NY Islanders
Dec. 7	W	6-3	TORONTO
Dec. 9	L	2-3	Kansas City
Dec. 10	L	2-3	Detroit
Dec. 13	T	4-4	BOSTON
Dec. 14	L	4-7	Montreal
Dec. 17	W	9-2	California
Dec. 19	L	1-5	Vancouver
Dec. 20	W	5-1	Los Angeles
Dec. 23	L	3-4	NY Rangers
Dec. 26	L	3-4	Atlanta
Dec. 27	W	3-2	ATLANTA
Dec. 31	W	5-1	LOS ANGELES
Jan. 3	L	4-8	PHILADELPHIA
Jan. 4	L	3-5	Chicago
Jan. 7	L	1-4	California
Jan. 10	T	3-3	VANCOUVER
Jan. 11	L	0-6	Buffalo
Jan. 13	L	2-6	Boston
Jan. 15	L	1-4	Philadelphia
Jan. 17	W	3-2	BUFFALO
Jan. 18	W	8-3	NY RANGERS
Jan. 22	L	3-4	MONTREAL
Jan. 24	W	8-2	WASHINGTON
Jan. 25	T	1-1	MINNESOTA
Jan. 29	W	6-7	KANSAS CITY
Jan. 31	T	4-4	Kansas City
Feb. 1	W	7-1	TORONTO
Feb. 5	L	1-5	Boston
Feb. 7	W	7-3	Los Angeles
Feb. 8	W	7-3	Vancouver
Feb. 11	T	4-4	California
Feb. 14	T	4-4	NY Islanders
Feb. 15	W	6-4	LOS ANGELES
Feb. 17	W	6-1	KANSAS CITY
Feb. 19	W	7-5	TORONTO
Feb. 21	W	10-1	CHICAGO
Feb. 22	T	2-2	Detroit
Feb. 25	T	3-3	ATLANTA
Feb. 28	W	5-4	VANCOUVER
Feb. 29	L	3-5	ST. LOUIS
Mar. 2	W	6-2	Minnesota
Mar. 6	W	5-0	MINNESOTA
Mar. 7	L	3-5	NY ISLANDERS
Mar. 10	L	6-7	BUFFALO
Mar. 13	W	4-2	CALIFORNIA
Mar. 14	W	7-1	ST. LOUIS
Mar. 16	L	1-5	Montreal
Mar. 19	W	7-3	Washington
Mar. 21	W	4-2	NY Rangers
Mar. 24	T	5-5	BOSTON
Mar. 25	L	2-5	St. Louis
Mar. 28	W	3-0	DETROIT
Mar. 29	L	4-5	Toronto
Mar. 31	L	3-7	Montreal
Apr. 3	L	4-5	WASHINGTON
Apr. 4	W	6-5	Detroit

1976-77 SEASON HIGHLIGHTS

- * Pierre Larouche records his fourth career hat trick in a 6-6 tie at Toronto on Feb. 19.
- * Dunc Wilson and Denis Herron combine for 52 saves in a 7-3 loss to Atlanta on Mar. 15.
- * Wayne Bianchin and Atlanta's Guy Chouinard record goals just four seconds apart on Mar. 15 to set the NHL record for two fastest goals.

MAJOR TRADES

- * Aug. 11, 1976 - Obtained Don Awrey from Montreal for a third round choice in the 1978 Entry Draft.
- * Oct. 8, 1976 - Obtained Dunc Wilson from the New York Rangers for cash and other considerations.
- * Oct. 18, 1976 - Obtained Mike Corrigan from Los Angeles for a fifth round choice in the 1977 Entry Draft.

SCORING

PLAYERS	GP	G	A	PTS	PIM
Jean Pronovost	79	33	31	64	74
Pierre Larouche	65	29	34	63	14
Syl Apps	72	18	43	61	20
Rick Kehoe	80	30	27	57	10
Ron Schock	80	17	32	49	10
Mike Corrigan	73	14	27	41	36
Ron Stackhouse	80	7	34	41	72
Greg Malone	66	18	19	37	43
Blair Chapman	80	14	23	37	16
Wayne Bianchin	79	28	6	34	28
Bob Kelly	74	10	21	31	115
Dennis Owchar	46	5	18	23	37
Stan Gilbertson	67	6	9	15	13
Mario Faubert	47	2	11	13	32
Russ Anderson	66	2	11	13	81
Don Awrey	79	1	12	13	40
Dave Burrows	69	3	6	9	29
Lew Morrison	76	2	1	3	0
Ed Van Impe	10	0	3	3	6
Lowell MacDonald	3	1	1	2	0
Vic Hadfield	9	0	2	2	0
Tom Price	7	0	2	2	4
Denis Herron	34	0	1	1	4
Dunc Wilson	45	0	1	1	21
Yves Bergeron	1	0	0	0	0
Steve Lyon	3	0	0	0	2
Gordie Laxton	6	0	0	0	0
Ed Gilbert	7	0	0	0	0
Bench					12

GOALTENDING

PLAYERS (W-L-T)	GP	MP	GA	SO	GAA
Denis Herron (15-11-5)	34	1920	94	1	2.94
Dunc Wilson (18-19-8)	45	2627	129	5	2.95
Gordie Laxton (1-3-0)	6	253	26	0	6.17
TOTALS (34-33-13)	80	4800	252	6	3.15

DATE	W-L-T	SCORE	OPPONENT
Oct. 6	W	9-5	VANCOUVER
Oct. 7	L	1-10	Montreal
Oct. 9	L	4-7	LOS ANGELES
Oct. 13	L	1-1	Chicago
Oct. 15	L	1-2	Atlanta
Oct. 16	W	4-3	DETROIT
Oct. 20	T	4-4	Toronto
Oct. 23	L	1-9	MONTRÉAL
Oct. 24	T	3-3	ATLANTA
Oct. 27	T	1-1	Buffalo
Oct. 28	L	0-3	Philadelphia
Oct. 30	T	2-2	NY RANGERS
Nov. 2	W	7-1	LOS ANGELES
Nov. 5	W	4-1	Colorado
Nov. 7	T	2-2	Cleveland
Nov. 10	L	2-3	Minnesota
Nov. 13	W	1-0	PHILADELPHIA
Nov. 14	W	5-1	NY Rangers
Nov. 20	L	2-5	COLORADO
Nov. 21	W	5-0	CHICAGO
Nov. 24	L	0-4	BOSTON
Nov. 26	W	3-1	Cleveland
Nov. 27	L	1-3	NY ISLANDERS
Nov. 30	L	4-6	Washington
Dec. 2	W	1-2	NY Islanders
Dec. 4	L	1-3	Montreal
Dec. 7	W	6-2	MINNISCOTA
Dec. 9	W	2-1	Buffalo
Dec. 11	L	3-6	NY Islanders
Dec. 12	W	5-3	ST. LOUIS
Dec. 16	W	5-4	CLEVELAND
Dec. 18	L	3-5	WASHINGTON
Dec. 19	L	3-6	Boston
Dec. 22	W	5-2	Toronto
Dec. 23	L	2-5	Detroit
Dec. 26	W	4-2	TORONTO
Dec. 29	L	3-3	MONTRÉAL
Jan. 1	W	6-3	BUFFALO
Jan. 4	T	2-2	VANCOUVER
Jan. 6	T	3-3	Washington
Jan. 8	W	4-2	CHICAGO
Jan. 11	L	0-2	TORONTO
Jan. 15	W	5-2	BUFALO
Jan. 16	L	5-6	ATLANTA
Jan. 19	W	3-0	Vancouver
Jan. 20	L	3-5	Los Angeles
Jan. 22	W	3-2	NY ISLANDERS
Jan. 27	W	3-0	NY Rangers
Jan. 29	L	2-5	PHILADELPHIA
Jan. 30	W	5-2	BOSTON
Feb. 2	W	5-2	MINNESOTA
Feb. 3	T	0-0	Cleveland
Feb. 5	W	3-1	DETROIT
Feb. 6	L	2-5	Colorado
Feb. 8	L	3-6	St. Louis
Feb. 11	L	2-3	Vancouver
Feb. 12	W	3-2	Los Angeles
Feb. 16	T	4-4	MONTRÉAL
Feb. 19	T	6-6	Toronto
Feb. 20	W	4-1	CLEVELAND
Feb. 22	L	1-3	Washington
Feb. 24	L	2-3	Detroit
Feb. 26	W	2-1	WASHINGTON
Feb. 27	T	2-2	BOSTON
Mar. 2	L	0-5	LOS ANGELES
Mar. 3	L	1-5	Montreal
Mar. 5	T	3-3	Los Angeles
Mar. 6	W	2-1	St. Louis
Mar. 9	W	3-0	COLORADO
Mar. 12	W	3-2	BUFFALO
Mar. 13	L	0-4	Philadelphia
Mar. 15	L	3-7	Atlanta
Mar. 16	W	7-3	ST. LOUIS
Mar. 19	L	2-5	NY RANGERS
Mar. 20	L	2-3	Chicago
Mar. 22	W	4-2	Minnesota
Mar. 27	L	0-3	Boston
Mar. 30	L	3-1	WASHINGTON
Apr. 2	W	4-3	Detroit
Apr. 3	W	1-2	DETROIT

1977-78 SEASON HIGHLIGHTS

- * Johnny Wilson is named head coach on June 13.
- * Pete Mahovich records a hat trick in his first game with the Penguins, a 6-4 win over Detroit on Nov. 30.
- * Jean Pronovost posts a seven-game goal streak from Jan. 2 through Jan. 14.
- * Edward J. DeBartolo takes control of the Penguins on Apr. 5.

MAJOR TRADES

- * Sept. 20, 1977 - Obtained Brian Spencer from Buffalo for Ron Schock.
- * Oct. 1, 1977 - Obtained Bob Paradise from Washington for the rights to Don Awrey.
- * Nov. 2, 1977 - Obtained Gene Carr, Dave Schultz and a fourth round choice in the 1978 Entry Draft from Los Angeles for Syl Apps and Hardland Monahan.
- * Nov. 29, 1977 - Obtained Peter Lee and Pete Mahovich from Montreal for Pierre Larouche and the rights to Peter Marsh.

SCORING

PLAYERS	GP	G	A	PTS	PIM
Jean Pronovost	79	40	25	65	50
Pete Mahovich	57	25	36	61	37
Greg Malone	78	18	43	61	80
Gene Carr	70	17	37	54	76
Rick Kehoe	70	29	21	50	10
Blair Chapman	75	24	20	44	37
Tom Edur	58	5	38	43	18
Dave Schultz	66	9	25	34	378
Wayne Bianchin	61	20	13	33	40
Brian Spencer	79	9	11	20	81
Mike Corrigan	25	8	12	20	10
Ron Stackhouse	50	5	15	20	36
Dave Burrows	67	4	15	19	24
Peter Lee	60	5	13	18	19
Russ Anderson	74	2	16	18	150
Lowell MacDonald	19	5	8	13	2
John Flesch	29	7	5	12	19
Bob Paradise	64	2	10	12	53
Pierre Larouche	20	6	5	11	0
Dennis Owchar	22	2	8	10	23
Colin Campbell	55	1	9	10	103
Tom Cassidy	26	3	4	7	15
Syl Apps	9	0	7	7	0
Jim Hamilton	25	7	4	6	2
Mario Faubert	18	0	6	6	11
Derek Sanderson	13	3	1	4	0
Jacques Cossette	19	1	2	3	4
Hardland Monahan	7	2	0	2	2
Lew Morrison	8	0	2	2	0
Dunc Wilson	21	0	1	1	0
Denis Herron	60	0	1	1	6
Greg Redquest	1	0	0	0	0
Kim Davis	1	0	0	0	0
Gordie Laxton	2	0	0	0	0
Tom Price	10	0	0	0	0
Bench					14

GOALTENDING

PLAYERS (W-L-T)	GP	MP	GA	SO	GAA
Denis Herron (20-25-15)	60	3534	210	0	3.57
Dunc Wilson (5-11-3)	21	1180	95	0	4.83
Gordie Laxton (0-1-0)	2	73	9	0	7.40
Greg Redquest (0-0-0)	1	13	3	0	13.85
TOTALS (25-37-18)	80	4800	321	0	4.01

DATE	W-L-T	SCORE	OPPONENT
Oct. 12	W	4-2	ST. LOUIS
Oct. 14	L	1-2	Washington
Oct. 15	L	2-8	PHILADELPHIA
Oct. 19	T	3-3	NY RANGERS
Oct. 20	L	0-11	Philadelphia
Oct. 22	W	5-2	ATLANTA
Oct. 23	W	3-2	Cleveland
Oct. 26	L	3-4	DETROIT
Oct. 29	L	3-5	BOSTON
Nov. 2	L	1-3	Detroit
Nov. 4	L	2-5	Atlanta
Nov. 5	L	3-1	NY Islanders
Nov. 9	W	5-3	CLEVELAND
Nov. 12	W	7-4	CHICAGO
Nov. 13	T	3-3	Buffalo
Nov. 16	L	4-7	Minnesota
Nov. 19	T	5-5	NY RANGERS
Nov. 22	T	3-3	Vancouver
Nov. 24	L	3-5	Los Angeles
Nov. 26	W	5-2	NY ISLANDERS
Nov. 29	L	1-9	Montreal
Nov. 30	W	6-4	DETROIT
Dec. 3	T	4-4	BUFFALO
Dec. 4	W	4-2	Washington
Dec. 6	T	3-3	Colorado
Dec. 8	L	3-5	LOS ANGELES
Dec. 10	L	2-6	Boston
Dec. 11	L	1-5	ATLANTA
Dec. 14	L	2-3	St. Louis
Dec. 17	W	5-3	MONTREAL
Dec. 22	T	3-3	Buffalo
Dec. 23	L	2-6	TORONTO
Dec. 26	W	5-4	Toronto
Dec. 28	T	2-2	WASHINGTON
Dec. 29	L	3-1	Montreal
Dec. 31	W	6-3	CLEVELAND
Jan. 2	L	2-3	Washington
Jan. 4	W	8-3	VANCOUVER
Jan. 7	T	3-3	LOS ANGELES
Jan. 9	W	5-3	NY RANGERS
Jan. 11	L	6-8	MONTREAL
Jan. 12	T	4-4	Philadelphia
Jan. 14	W	4-2	CLEVELAND
Jan. 18	L	0-1	Atlanta
Jan. 21	L	2-5	WASHINGTON
Jan. 22	W	3-1	NY RANGERS
Jan. 28	T	3-3	BUFFALO
Jan. 29	L	2-8	Boston
Jan. 31	W	5-3	Detroit
Feb. 1	W	6-1	MINNESOTA
Feb. 4	L	1-8	BOSTON
Feb. 7	W	4-2	Colorado
Feb. 11	T	3-3	Los Angeles
Feb. 14	W	2-1	CHICAGO
Feb. 18	T	1-1	LOS ANGELES
Feb. 19	T	2-2	Chicago
Feb. 21	W	5-4	St. Louis
Feb. 22	T	2-2	ST. LOUIS
Feb. 25	L	1-3	PHILADELPHIA
Feb. 26	T	4-4	Buffalo
Mar. 1	L	2-5	MONTREAL
Mar. 4	L	3-6	NY Islanders
Mar. 5	T	3-3	NY ISLANDERS
Mar. 8	W	5-3	COLORADO
Mar. 11	L	1-3	VANCOUVER
Mar. 12	L	1-7	TORONTO
Mar. 14	L	2-4	Los Angeles
Mar. 15	L	4-7	Vancouver
Mar. 18	W	3-2	Toronto
Mar. 19	L	1-9	Chicago
Mar. 21	L	1-7	Minnesota
Mar. 22	L	2-5	COLORADO
Mar. 25	T	7-7	DETROIT
Mar. 29	L	2-6	Montreal
Mar. 30	L	3-4	Boston
Apr. 2	W	6-3	TORONTO
Apr. 5	W	7-2	MINNESOTA
Apr. 6	L	4-6	Detroit
Apr. 8	L	4-6	WASHINGTON
Apr. 9	W	3-7	Cleveland

1978-79 SEASON HIGHLIGHTS

- * Penguins record a 10-game unbeaten streak (6-0-4) from Mar. 13 through Mar. 28.
- * The Penguins set a single-season record with 34 road points.
- * George Ferguson scores in overtime to eliminate Buffalo from the preliminary round of the playoffs, 2-1.

MAJOR TRADES

- * June 13, 1978 - Obtained Randy Carlyle and George Ferguson from Toronto for Dave Burrows.
- * June 14, 1978 - Obtained Tom Bladon, Orest Kindrachuk and Ross Lonsberry from Philadelphia for a first round choice in the 1978 Entry Draft.
- * Sept. 6, 1978 - Obtained Gregg Sheppard from Boston in a three-way deal, with Pittsburgh sending Jean Pronovost to Atlanta and Atlanta sending Dick Redmond to Boston.
- * Oct. 18, 1978 - Obtained Rod Schutt from Montreal for a first round choice in the 1981 Entry Draft.

SCORING

PLAYERS	GP	G	A	PTS	PIM
Greg Malone	80	35	30	65	52
Orest Kindrachuk	79	18	42	60	84
Peter Lee	80	32	26	58	24
Peter Mahovich	60	14	39	53	39
George Ferguson	80	21	29	50	37
Randy Carlyle	70	13	34	47	78
Ross Lonsberry	80	24	22	46	38
Rick Kehoe	57	27	18	45	2
Rod Schutt	74	24	21	45	33
Ron Stackhouse	75	10	33	43	54
Gregg Sheppard	60	15	22	37	9
Dale Tallon	63	5	24	29	35
Tom Bladon	78	4	23	27	64
Gary McAdam	68	11	14	25	15
Colin Campbell	65	2	18	20	137
Blair Chapman	71	10	8	18	18
Russ Anderson	72	3	13	16	93
Wayne Bianchin	40	7	4	11	20
Jacques Cossette	38	7	2	9	16
Denis Herron	56	0	2	2	18
Kim Davis	1	1	0	1	0
Bob Paradise	14	0	1	1	4
Gordon Laxton	1	0	0	0	0
Jim Hamilton	2	0	0	0	0
Tom Price	2	0	0	0	4
Lex Hudson	2	0	0	0	0
Mike Meeker	4	0	0	0	5
Brian Spencer	7	0	0	0	0
Greg Millen	28	0	0	0	0
Bench					16

GOALTENDING

PLAYERS (W-L-T)	GP	MP	GA	SO	GAA
Denis Herron (22-19-12)	56	3208	180	0	3.37
Greg Millen (14-11-1)	28	1532	86	2	3.37
Gordon Laxton (0-1-0)	1	60	8	0	8.00
TOTALS (36-31-13)	80	4800	279	2	3.49

DATE	W-L-T	SCORE	OPPONENT
Oct. 11	L	2-3	TORONTO
Oct. 12	L	2-8	Boston
Oct. 14	T	4-4	BOSTON
Oct. 18	L	3-5	NY ISLANDERS
Oct. 19	L	1-3	Philadelphia
Oct. 21	W	5-1	WASHINGTON
Oct. 25	T	6-6	ST. LOUIS
Oct. 28	L	2-4	ATLANTA
Oct. 29	L	2-3	NY Rangers
Nov. 1	L	4-6	Washington
Nov. 3	L	0-2	Atlanta
Nov. 4	W	7-3	DETROIT
Nov. 8	W	6-3	COLORADO
Nov. 9	T	4-4	Buffalo
Nov. 11	L	1-2	NY RANGERS
Nov. 16	W	6-3	Vancouver
Nov. 18	W	3-1	Los Angeles
Nov. 22	L	2-3	MONTREAL
Nov. 23	T	4-8	Montreal
Nov. 25	L	1-3	PHILADELPHIA
Nov. 26	L	2-8	Toronto
Nov. 29	W	5-3	WASHINGTON
Dec. 1	W	7-4	Washington
Dec. 2	W	5-2	CHICAGO
Dec. 5	T	3-3	NY Islanders
Dec. 6	W	6-4	TORONTO
Dec. 8	T	3-3	Montreal
Dec. 9	T	4-4	BUFFALO
Dec. 13	W	3-0	ST. LOUIS
Dec. 14	L	1-2	Philadelphia
Dec. 16	W	6-5	VANCOUVER
Dec. 17	T	3-3	Chicago
Dec. 21	W	4-1	Los Angeles
Dec. 23	L	3-5	Minnesota
Dec. 27	W	5-2	LOS ANGELES
Dec. 30	W	3-1	DETROIT
Dec. 31	W	5-4	Detroit
Jan. 3	L	3-5	VANCOUVER
Jan. 5	T	3-3	Atlanta
Jan. 6	L	3-4	LOS ANGELES
Jan. 10	W	3-2	MONTREAL
Jan. 13	W	5-3	BOSTON
Jan. 14	W	5-4	Buffalo
Jan. 16	W	5-0	MINNESOTA
Jan. 17	L	1-4	Detroit
Jan. 20	L	2-5	WASHINGTON
Jan. 24	L	1-4	Los Angeles
Jan. 25	L	3-5	Colorado
Jan. 27	W	5-3	LOS ANGELES
Jan. 31	L	1-4	MONTREAL
Feb. 3	W	4-2	DETROIT
Feb. 4	L	3-8	Detroit
Feb. 15	W	6-5	MINNESOTA
Feb. 17	W	6-3	BUFFALO
Feb. 18	L	2-6	Detroit
Feb. 21	W	3-1	MONTREAL
Feb. 22	L	0-12	Montreal
Feb. 24	W	5-1	CHICAGO
Feb. 25	T	2-2	Chicago
Feb. 28	W	5-3	COLORADO
Mar. 3	L	4-8	St. Louis
Mar. 4	W	7-2	Colorado
Mar. 7	L	0-4	LOS ANGELES
Mar. 10	W	3-2	PHILADELPHIA
Mar. 11	T	0-4	Toronto
Mar. 13	W	9-3	Vancouver
Mar. 14	T	3-3	Los Angeles
Mar. 17	W	5-2	Washington
Mar. 18	W	5-1	NY Rangers
Mar. 21	T	2-2	WASHINGTON
Mar. 22	W	3-1	Boston
Mar. 24	T	3-3	NY Islanders
Mar. 25	T	2-2	NY ISLANDERS
Mar. 27	W	5-1	Minnesota
Mar. 28	W	7-1	NY RANGERS
Mar. 31	L	3-5	Montreal
Apr. 1	L	2-7	ATLANTA
Apr. 3	W	3-2	St. Louis
Apr. 7	W	4-3	DETROIT
Apr. 18	L	2-5	Washington

1979-80 SEASON HIGHLIGHTS

- * Greg Malone records six assists vs. Quebec on Nov. 28.
- * The Penguins wear black and gold for the first time vs. St. Louis on Jan. 30.
- * Olympian Mark Johnson makes his Penguins debut on Mar. 2 vs. the New York Islanders.

MAJOR TRADES

- * Aug. 3, 1979 - Obtained Nick Libett from Detroit for Pete Mahovich.
- * Aug. 30, 1979 - Obtained Rob Holland and Pat Hughes from Montreal for Denis Herron and a second round choice in the 1982 Entry Draft.
- * Nov. 13, 1979 - Obtained Bob Stewart from St. Louis for Blair Chapman.

SCORING

PLAYERS	GP	G	A	PTS	PIM
Rick Kehoe	79	30	30	60	4
Greg Malone	51	19	32	51	46
George Ferguson	73	21	28	49	36
Orest Kindrachuk	52	17	29	46	63
Peter Lee	74	16	29	45	20
Gary McAdam	78	19	22	41	63
Rod Schutt	73	18	21	39	43
Gregg Sheppard	76	13	24	37	20
Randy Carlyle	67	8	28	36	45
Ross Lonsberry	76	15	18	33	36
Ron Stackhouse	78	6	27	33	36
Pat Hughes	76	18	14	32	78
Russ Anderson	76	5	22	27	150
Nick Libett	78	14	12	26	14
Paul Marshall	46	9	12	21	9
Mario Faubert	49	5	13	18	31
Dale Tallon	32	5	9	14	18
Bob Stewart	75	3	8	11	56
Kim Davis	24	3	7	10	43
Mark Johnson	17	3	5	8	4
Tom Bladon	57	2	6	8	35
Greg Millen	44	0	3	3	14
Kim Clackson	46	0	3	3	166
Jim Hamilton	10	2	0	2	0
Nick Ricci	4	0	0	0	0
Rob Holland	34	0	0	0	2
Bench					10

GOALTENDING

PLAYERS (W-L-T)	GP	MP	GA	SO	GAA
Nick Ricci (2-2-0)	1	240	14	0	3.50
Greg Millen (18-18-7)	44	2586	157	2	3.64
Rob Holland (10-17-6)	34	1971	126	1	3.83
TOTALS (30-37-13)	80	4800	303	3	3.79

DATE	W-L-T	SCORE	OPPONENT
Oct. 10	W	4-2	WINNIPEG
Oct. 13	T	3-3	HARTFORD
Oct. 14	W	4-1	Boston
Oct. 17	L	1-5	LOS ANGELES
Oct. 20	W	5-1	WASHINGTON
Oct. 21	L	3-6	NY Rangers
Oct. 21	L	3-7	Buffalo
Oct. 25	L	5-8	Montreal
Oct. 31	W	4-2	COLORADO
Nov. 3	T	3-3	ATLANTA
Nov. 7	T	3-3	MONTREAL
Nov. 10	L	1-6	BOSTON
Nov. 11	W	1-1	NY Rangers
Nov. 15	T	3-3	Los Angeles
Nov. 16	L	2-5	Vancouver
Nov. 18	W	3-2	Winnipeg
Nov. 21	W	5-2	ST. LOUIS
Nov. 23	L	1-4	Atlanta
Nov. 24	W	5-3	NY RANGERS
Nov. 28	W	7-2	QUEBEC
Nov. 30	L	5-7	Hartford
Dec. 1	W	5-4	COLORADO
Dec. 5	T	3-3	VANCOUVER
Dec. 7	W	5-3	Washington
Dec. 8	T	3-3	CHICAGO
Dec. 11	T	3-3	St. Louis
Dec. 12	T	3-3	NY ISLANDERS
Dec. 15	T	3-3	NY Islanders
Dec. 16	L	1-4	Quebec
Dec. 19	T	0-0	Chicago
Dec. 20	T	1-1	Philadelphia
Dec. 22	L	3-4	NY RANGERS
Dec. 26	W	6-4	DETROIT
Dec. 28	W	4-2	Atlanta
Dec. 29	W	3-2	ATLANTA
Dec. 31	L	2-4	Minnesota
Jan. 2	W	5-3	MONTREAL
Jan. 3	W	4-3	NY Islanders
Jan. 5	L	4-5	BUFFALO
Jan. 7	L	5-9	Toronto
Jan. 9	W	4-2	VANCOUVER
Jan. 12	L	2-3	CHICAGO
Jan. 16	W	6-1	TORONTO
Jan. 18	L	1-7	Hartford
Jan. 19	L	2-5	EDMONTON
Jan. 23	L	3-4	Edmonton
Jan. 24	L	1-4	Colorado
Jan. 26	L	4-6	BOSTON
Jan. 27	W	5-3	Boston
Jan. 30	L	3-4	ST. LOUIS
Jan. 31	L	3-4	Detroit
Feb. 2	L	0-1	PHILADELPHIA
Feb. 7	L	0-9	Buffalo
Feb. 9	L	2-5	MINNESOTA
Feb. 10	L	2-3	Chicago
Feb. 14	W	4-2	Toronto
Feb. 16	L	1-8	Montreal
Feb. 17	L	5-6	Philadelphia
Feb. 20	W	7-5	DETROIT
Feb. 23	W	2-1	QUEBEC
Feb. 24	L	0-2	Quebec
Feb. 27	W	3-2	WINNIPEG
Mar. 2	T	0-0	NY ISLANDERS
Mar. 3	L	1-5	St. Louis
Mar. 5	L	3-5	TORONTO
Mar. 8	W	5-4	EDMONTON
Mar. 9	L	2-6	Detroit
Mar. 11	L	3-4	PHILADELPHIA
Mar. 12	W	4-2	LOS ANGELES
Mar. 15	W	5-2	MINNESOTA
Mar. 18	L	3-4	Minnesota
Mar. 21	L	2-9	Edmonton
Mar. 23	W	4-2	Winnipeg
Mar. 25	W	4-2	Vancouver
Mar. 27	T	2-2	Los Angeles
Mar. 28	L	0-5	Colorado
Mar. 30	W	4-0	WASHINGTON
Apr. 1	L	2-6	Washington
Apr. 2	W	6-4	HARTFORD
Apr. 5	L	1-9	BUFFALO

1980-81 SEASON HIGHLIGHTS

- * Ed Johnston is named head coach on July 15.
- * Paul Gardner scores four goals vs. Philadelphia on Dec. 13, becoming the first Penguin to accomplish the feat.
- * Rick Kehoe sets a new team record with 55 goals.
- * Randy Carlyle is named a First Team All-Star.
- * Rick Kehoe wins the Lady Byng Trophy and Randy Carlyle wins the James Norris Trophy.

MAJOR TRADES

- * Nov. 18, 1980 - Obtained Paul Gardner and Dave Burrows from Toronto for Paul Marshall and Kim Davis.
- * Jan. 2, 1981 - Obtained Gary Rissling from Washington for a fifth round choice in the 1981 Entry Draft.
- * Mar. 10, 1981 - Obtained Pat Price from Edmonton for Pat Hughes.

SCORING

PLAYERS	GP	G	A	PTS	PIM
Rick Kehoe	80	55	33	88	6
Randy Carlyle	76	16	67	83	136
Paul Gardner	62	34	40	74	59
Peter Lee	80	30	34	64	86
Rod Schutt	80	25	35	60	55
Mario Faubert	72	8	44	52	118
Grog Malone	62	21	29	50	68
Ross Lonsberry	80	17	33	50	76
George Ferguson	79	25	18	43	42
Pat Price	72	8	31	42	226
Errol Thompson	73	20	20	40	64
Ron Stackhouse	74	6	29	35	86
Mark Johnson	73	10	23	33	50
Grog Sheppard	47	11	17	28	49
Pat Hughes	58	10	9	19	161
Paul Baxter	51	5	14	19	204
Russ Anderson	34	3	14	17	112
Nick Libett	41	6	6	12	4
Orest Kindrachuk	13	3	9	12	34
Gary McAdam	34	3	9	12	30
Marc Chorney	8	1	6	7	14
Jim Hamilton	20	1	6	7	18
Paul Marshall	13	3	0	3	4
Mike Bullard	15	1	2	3	19
Dave Burrows	59	0	2	2	30
Greg Millen	63	0	2	2	6
Kim Davis	8	1	0	1	4
Gary Rissling	26	1	0	1	143
Bennett Wolf	24	0	1	1	94
Gilles Lupien	31	0	1	1	34
Tony Feltrin	2	0	0	0	0
Nick Ricci	9	0	0	0	2
Rob Holland	10	0	0	0	0

GOAL TENDING

PLAYERS (W-L-T)	GP	MP	GA	SO	GAA
Nick Ricci (4-5-0)	9	540	35	0	3.89
Greg Millen (25 27-10)	63	3721	258	0	4.16
Rob Holland (1 5-3)	10	539	45	0	5.01
TOTALS (30-37-13)	80	4800	345	0	4.31

DATE	W-L-T	SCORE	OPPONENT
Oct. 9	L	4-7	Philadelphia
Oct. 11	W	5-4	WINNIPEG
Oct. 12	W	6-3	NY Rangers
Oct. 15	L	2-5	HARTFORD
Oct. 18	L	2-4	BUFFALO
Oct. 21	L	5-8	Toronto
Oct. 22	W	9-3	ST. LOUIS
Oct. 25	L	7-8	CALGARY
Oct. 29	T	1-1	Buffalo
Oct. 31	W	6-5	Winnipeg
Nov. 1	L	3-6	Minnesota
Nov. 3	T	4-4	Edmonton
Nov. 5	L	1-2	TORONTO
Nov. 8	W	5-3	DETROIT
Nov. 9	L	4-7	Boston
Nov. 12	L	1-3	WASHINGTON
Nov. 14	T	3-3	NY Rangers
Nov. 15	L	4-7	BOSTON
Nov. 19	L	2-3	MINNESOTA
Nov. 22	W	4-2	COLORADO
Nov. 26	L	4-7	VANCOUVER
Nov. 27	T	3-3	Boston
Nov. 29	L	2-1	NY RANGERS
Dec. 3	T	4-4	Toronto
Dec. 4	W	3-2	Montreal
Dec. 6	W	6-1	CHICAGO
Dec. 7	L	1-10	Buffalo
Dec. 10	W	4-3	MONTREAL
Dec. 12	W	6-7	Washington
Dec. 13	L	5-6	PHILADELPHIA
Dec. 17	T	3-3	Los Angeles
Dec. 19	L	4-10	Vancouver
Dec. 20	T	3-3	Calgary
Dec. 23	L	3-6	St. Louis
Dec. 26	L	7-9	Hartford
Dec. 27	W	6-4	QUEBEC
Dec. 31	L	1-3	Detroit
Jan. 3	W	6-1	DETROIT
Jan. 4	L	2-3	Chicago
Jan. 7	W	7-3	NY ISLANDERS
Jan. 8	L	2-4	Montreal
Jan. 10	L	3-5	CHICAGO
Jan. 13	L	3-6	NY Islanders
Jan. 14	W	6-3	ST. LOUIS
Jan. 17	W	5-4	LOS ANGELES
Jan. 21	L	0-5	PHILADELPHIA
Jan. 21	W	4-3	CALGARY
Jan. 27	L	1-7	St. Louis
Jan. 28	W	3-1	MINNESOTA
Jan. 31	T	4-4	WASHINGTON
Feb. 2	L	4-8	Chicago
Feb. 4	W	3-2	Winnipeg
Feb. 6	L	1-6	Colorado
Feb. 7	L	1-5	Calgary
Feb. 12	W	5-3	NY ISLANDERS
Feb. 14	T	2-2	VANCOUVER
Feb. 17	L	1-1	Philadelphia
Feb. 19	W	6-2	HARTFORD
Feb. 21	L	1-6	BUFFALO
Feb. 22	W	9-4	COLORADO
Feb. 25	W	4-3	WINNIPEG
Feb. 26	W	7-5	Washington
Feb. 28	W	6-1	NY RANGERS
Mar. 2	W	5-4	Quebec
Mar. 4	W	6-5	LOS ANGELES
Mar. 7	L	5-8	Minnesota
Mar. 8	W	6-4	EDMONTON
Mar. 11	L	1-2	MONTREAL
Mar. 14	T	3-3	QUEBEC
Mar. 16	L	6-7	Edmonton
Mar. 17	L	3-1	Vancouver
Mar. 19	T	1-1	Los Angeles
Mar. 21	W	3-1	Colorado
Mar. 25	W	5-2	TORONTO
Mar. 28	T	4-4	NY Islanders
Mar. 29	L	2-5	EDMONTON
Mar. 31	L	1-5	Quebec
Apr. 2	T	1-1	Detroit
Apr. 4	L	2-5	BOSTON
Apr. 5	W	5-4	Hartford

1981-82 SEASON HIGHLIGHTS

- * Michel Dion is named the starting goaltender in the NHL All-Star Game.
- * Pittsburgh breaks the New York Islanders' 15-game winning streak with a 4-3 victory on Feb. 21.
- * Mike Bullard's 37 goals are the most by a Penguins rookie.
- * Paul Baxter sets a team record with 409 penalty minutes.

MAJOR TRADES

- * June 29, 1981 - Obtained Pat Boutette and Kevin McClelland from Hartford as compensation for Hartford signing free agent Greg Malone.
- * Sept. 11, 1981 - Obtained Paul Harrison from Toronto for future considerations.
- * Dec. 29, 1981 - Obtained Rick MacLeish from Hartford for Russ Anderson.
- * Feb. 14, 1982 - Obtained Gary Edwards from St. Louis for an eighth round choice in the 1984 Entry Draft.

SCORING

PLAYERS	GP	G	A	PTS	PIM
Rick Kehoe	71	33	52	85	8
Randy Carlyle	73	11	64	75	131
Pat Boutette	80	23	51	74	230
Paul Gardner	59	36	33	69	78
Mike Bullard	75	37	27	64	91
George Ferguson	71	22	31	53	45
Rick MacLeish	74	19	28	47	44
Paul Baxter	76	9	34	43	409
Greg Malone	78	15	24	39	125
Pat Price	77	7	31	38	322
Peter Lee	74	18	16	34	98
Doug Shecklen	38	10	15	25	12
Gregg Sheppard	58	11	10	21	35
Mark Johnson	46	10	11	21	30
Ron Stackhouse	76	2	19	21	102
Rod Schutt	35	9	12	21	32
Andre St. Laurent	34	10	9	19	32
Bob Simpson	26	9	9	18	1
Steve Gatzos	16	6	8	14	14
Pat Graham	42	6	8	14	55
Mario Faubert	14	4	8	12	14
Greg Hotham	28	4	6	10	16
Jim Hamilton	11	5	3	8	2
Paul Mulvey	27	1	7	8	76
Marc Chorney	60	1	6	7	63
Kevin McClelland	10	1	4	5	4
Handy Boyd	23	0	2	2	19
Russ Anderson	31	0	1	1	98
Michel Dion	62	0	1	1	4
Dave Hannan	1	0	0	0	0
Bennett Wolf	1	0	0	0	2
Nick Ricci	3	0	0	0	0
Tony Feltrin	5	0	0	0	4
Gary Edwards	6	0	0	0	2
Paul Harrison	13	0	0	0	0
Gary Risting	16	0	0	0	55
Bench					10

GOALTENDING

PLAYERS (W-L-T)	GP	MP	GA	SO	GAA
Gary Edwards (3-2-1)	6	360	22	1	3.67
Michel Dion (25-24-12)	62	3580	226	0	3.79
Nick Ricci (0-3-0)	3	160	14	0	5.25
Paul Hamison (3-7-0)	13	700	64	0	5.49
TOTAL (31-36-13)	80	4800	337	1	4.21

DATE	W-L-T	SCORE	OPPONENT
Oct. 6	L	2-6	St. Louis
Oct. 7	T	5-5	Chicago
Oct. 10	W	2-1	QUEBEC
Oct. 11	L	2-8	Philadelphia
Oct. 14	L	1-4	NY ISLANDERS
Oct. 17	W	5-7	MINNESOTA
Oct. 18	L	2-3	Detroit
Oct. 20	W	5-3	COLORADO
Oct. 22	T	3-3	Calgary
Oct. 23	L	3-8	Edmonton
Oct. 25	W	6-4	Vancouver
Oct. 28	L	3-5	TORONTO
Oct. 29	L	4-6	Philadelphia
Oct. 31	W	3-1	BUFFALO
Nov. 4	W	6-3	NY RANGERS
Nov. 7	W	7-2	PHILADELPHIA
Nov. 11	W	3-2	Washington
Nov. 14	T	3-3	Boston
Nov. 18	W	6-1	ST. LOUIS
Nov. 20	T	3-3	TORONTO
Nov. 21	L	5-9	Montreal
Nov. 24	W	-/1	Quebec
Nov. 25	W	7-1	MONTREAL
Nov. 28	W	5-3	DETROIT
Dec. 1	W	4-2	WINNIPEG
Dec. 5	L	1-3	St. Louis
Dec. 6	L	4-7	Buffalo
Dec. 9	L	1-4	PHILADELPHIA
Dec. 12	W	7-4	WASHINGTON
Dec. 14	L	4-5	NY RANGERS
Dec. 16	W	7-6	LOS ANGELES
Dec. 19	T	3-3	NY RANGERS
Dec. 20	L	1-3	Philadelphia
Dec. 23	T	4-4	Toronto
Dec. 26	L	5-7	BUFFALO
Dec. 27	L	3-5	NY Rangers
Dec. 30	W	6-2	WASHINGTON
Jan. 2	W	9-4	HARTFORD
Jan. 3	W	6-4	Hartford
Jan. 6	L	3-6	Chicago
Jan. 7	L	4-5	Detroit
Jan. 9	W	4-3	VANCOUVER
Jan. 13	L	1-6	Winnipeg
Jan. 16	L	0-4	Calgary
Jan. 17	T	3-3	Vancouver
Jan. 20	W	5-4	BOSTON
Jan. 21	L	1-6	NY Islanders
Jan. 23	T	5-5	PHILADELPHIA
Jan. 26	L	2-9	NY Islanders
Jan. 27	L	3-6	NY ISLANDERS
Jan. 30	W	2-1	WINNIPEG
Jan. 31	L	3-8	Washington
Feb. 2	L	6-9	MINNESOTA
Feb. 6	L	1-6	WASHINGTON
Feb. 7	L	4-5	Philadelphia
Feb. 10	T	3-3	HARTFORD
Feb. 11	L	2-4	Montreal
Feb. 13	T	3-3	LOS ANGELES
Feb. 16	L	2-6	NY Islanders
Feb. 17	L	3-5	NY RANGERS
Feb. 20	W	6-5	PHILADELPHIA
Feb. 21	W	4-3	NY ISLANDERS
Feb. 25	L	2-4	NY Islanders
Feb. 27	L	1-4	EDMONTON
Feb. 28	W	4-2	NY Rangers
Mar. 3	L	2-3	BOSTON
Mar. 6	W	6-4	Quebec
Mar. 7	T	4-4	CALGARY
Mar. 10	W	7-2	Washington
Mar. 13	W	6-2	COLORADO
Mar. 15	L	3-4	Minnesota
Mar. 17	L	4-10	Edmonton
Mar. 20	L	5-7	Los Angeles
Mar. 21	W	6-0	Colorado
Mar. 24	L	7-7	NY RANGERS
Mar. 27	T	3-3	CHICAGO
Mar. 28	W	6-5	Washington
Mar. 31	T	4-4	WASHINGTON
Apr. 2	W	7-5	NY Rangers
Apr. 1	W	7-2	NY ISLANDERS

1982-83 SEASON HIGHLIGHTS

- * Pat Boutette records hat tricks on Oct. 12 vs. Vancouver and Oct. 27 vs. Washington.
- * Denis Herron records his fourth shutout as a Penguin in a 0-0 tie with Philadelphia on Dec. 4.
- * Rick Kehoe is named to the Prince of Wales Conference All-Star Team.

MAJOR TRADES

- * Sept. 15, 1982 - Obtained Denis Herron from Montreal for a third round choice in the 1985 Entry Draft.
- * Oct. 28, 1982 - Obtained Ron Meighan and Anders Hakansson from Minnesota for George Ferguson and a first round choice in the 1983 Entry Draft.
- * Nov. 8, 1982 - Obtained Stan Jonathan from Boston for future considerations.

SCORING

PLAYERS	GP	G	A	PTS	PIM
Doug Sheddin	80	24	43	67	54
Rick Kehoe	75	29	36	65	12
Greg Malone	80	17	44	61	82
Pat Boutette	80	27	29	56	152
Randy Carlyle	61	15	41	56	110
Paul Gardner	70	28	27	55	12
Mike Bullard	57	22	22	44	60
Dave Hannan	74	11	22	33	127
Paul Baxter	75	11	21	32	238
Greg Hlotham	58	2	30	32	39
Peter Lee	63	13	13	26	10
Andre St. Laurent	70	13	9	22	105
Anders Hakansson	67	9	12	21	35
Randy Boyd	56	4	14	18	71
Steve Gatzos	41	6	7	13	52
Pat Price	38	1	11	12	104
Kevin McClelland	38	5	4	9	73
Gary Rissling	40	5	4	9	128
Marc Chorney	67	3	5	8	66
Ron Meighan	41	2	6	8	16
Tony Feltrin	32	3	3	6	40
Pat Graham	20	1	5	6	16
Tim Hryniewicz	30	2	3	5	48
Doug Lecuyer	12	1	4	5	12
Rick MacLeish	6	0	5	5	2
Rod Buskas	41	2	2	4	107
Stan Jonathan	20	0	3	3	13
Jim Hamilton	5	0	2	2	2
Michel Dion	49	0	2	2	8
Bob Simpson	4	1	0	1	0
Denis Herron	31	0	1	1	14
Rob Garner	1	0	0	0	0
Brian Lundberg	1	0	0	0	2
Nick Ricci	3	0	0	0	0
Roberto Romano	3	0	0	0	0
Rich Sutter	1	0	0	0	0
Rod Schutt	5	0	0	0	0
Bennett Wolf	5	0	0	0	37
George Ferguson	7	0	0	0	2
Ian Turnbull	7	0	0	0	1
Bench					70

GOALTENDING

PLAYERS (W-L-T)	GP	MP	GA	SO	GAA
Michel Dion (12-30-4)	49	2791	198	0	4.26
Denis Herron (5-18-5)	31	1707	151	1	5.31
Nick Ricci (1-2-0)	3	147	16	0	6.53
Roberto Romano (0-3-0)	3	155	18	0	6.97
TOTALS (18-53-9)	80	4800	394	1	4.93

DATE	W-L-T	SCORE	OPPONENT
Oct. 5	T	3-3	New Jersey
Oct. 9	I	3-5	NY RANGERS
Oct. 10	L	3-4	Boston
Oct. 12	W	5-4	VANCOUVER
Oct. 14	L	0-9	NY Islanders
Oct. 16	I	5-6	NEW JERSEY
Oct. 20	L	3-5	ST. LOUIS
Oct. 21	L	4-8	Quebec
Oct. 23	W	1-2	PHILADELPHIA
Oct. 27	W	7-5	WASHINGTON
Oct. 28	L	2-9	Philadelphia
Oct. 30	L	1-4	CALGARY
Oct. 31	L	2-6	NY Rangers
Nov. 2	W	3-1	NY Islanders
Nov. 4	T	4-4	New Jersey
Nov. 6	L	2-6	Los Angeles
Nov. 10	W	5-4	EDMONTON
Nov. 13	I	1-3	CALGARY
Nov. 14	T	6-6	Buffalo
Nov. 17	W	4-3	HARTFORD
Nov. 20	W	4-3	BOSTON
Nov. 24	W	1-3	TORONTO
Nov. 26	T	6-6	Minnesota
Nov. 27	L	3-5	St. Louis
Dec. 1	T	2-1	CHICAGO
Dec. 2	L	4-5	Washington
Dec. 4	T	0-0	PHILADELPHIA
Dec. 8	W	1-2	BUFFALO
Dec. 11	L	4-7	QUEBEC
Dec. 12	L	3-4	Philadelphia
Dec. 15	T	4-4	DETROIT
Dec. 18	L	1-3	WASHINGTON
Dec. 20	L	3-6	NY Rangers
Dec. 21	W	3-2	Hartford
Dec. 23	L	4-6	Detroit
Dec. 26	W	4-3	NY RANGERS
Dec. 28	I	3-6	WASHINGTON
Dec. 29	L	5-6	ST. LOUIS
Jan. 1	W	2-1	NY ISLANDERS
Jan. 2	L	1-5	Montreal
Jan. 7	L	2-7	Edmonton
Jan. 9	L	3-4	Winnipeg
Jan. 12	L	0-7	MINNESOTA
Jan. 13	L	1-8	Philadelphia
Jan. 15	I	7-8	MONTREAL
Jan. 19	T	1-1	NEW JERSEY
Jan. 22	L	3-7	QUEBEC
Jan. 24	L	2-8	Toronto
Jan. 26	L	2-6	WASHINGTON
Jan. 28	L	2-7	Washington
Jan. 29	L	1-2	NY RANGERS
Jan. 31	L	2-3	New Jersey
Feb. 2	L	4-7	Chicago
Feb. 4	L	4-6	Winnipeg
Feb. 5	L	4-7	Calgary
Feb. 9	L	2-6	VANCOUVER
Feb. 10	L	3-7	Boston
Feb. 12	W	6-4	LOS ANGELES
Feb. 15	L	3-7	DETROIT
Feb. 17	L	1-1	NY Islanders
Feb. 19	L	7-10	EDMONTON
Feb. 21	L	2-4	Toronto
Feb. 23	W	6-4	WINNIPEG
Feb. 24	L	3-6	Philadelphia
Feb. 26	W	5-4	NEW JERSEY
Feb. 28	L	3-9	NY Rangers
Mar. 1	I	3-3	NY RANGERS
Mar. 4	L	2-10	Buffalo
Mar. 6	L	3-5	PHILADELPHIA
Mar. 10	L	3-1	NY ISLANDERS
Mar. 12	W	7-2	Hartford
Mar. 13	I	3-4	CHICAGO
Mar. 16	L	2-3	Minnesota
Mar. 19	W	7-4	Los Angeles
Mar. 21	L	3-7	Vancouver
Mar. 26	T	4-4	Washington
Mar. 27	J.	1-4	NY ISLANDERS
Mar. 30	W	3-2	MONTREAL
Apr. 2	L	3-6	NY Islanders
Apr. 3	L	3-5	NEW JERSEY

1983-84 SEASON HIGHLIGHTS

- * Lou Angotti is named head coach on July 20.
- * Mike Bullard records 51 goals, the fourth Penguin to hit the 50-goal mark.

MAJOR TRADES

- * Oct. 23, 1983 - Obtained Andy Brickley, Ron Flockhart, Mark Taylor and a first round choice in the 1984 Entry Draft from Philadelphia for Rich Surtter and second and third round choices in the 1984 Entry Draft.
- * Dec. 5, 1983 - Obtained Tom Roulston from Edmonton for Kevin McClelland and a sixth round choice in the 1984 Entry Draft.
- * Jan. 26, 1984 - Obtained Kevin McCarthy from Vancouver for a third round choice in the 1984 Entry Draft.
- * Mar. 5, 1984 - Obtained Moe Mantha and a first round choice in the 1984 Entry Draft from Winnipeg for Randy Carlyle.

SCORING PLAYERS

PLAYER	GP	G	A	PTS	PIM
Mike Bullard	76	51	41	92	57
Doug Shedden	67	22	35	57	20
Mark Taylor	60	21	31	55	24
Ron Flockhart	76	27	21	48	44
Rick Kohse	57	18	27	45	8
Tom Roulston	77	16	24	40	24
Pat Boutette	73	14	26	40	142
Andy Brickley	50	18	20	38	9
Kevin McCarthy	78	6	30	36	113
Greg Hotham	76	5	25	30	59
Randy Carlyle	50	3	23	26	82
Bob Emey	65	9	13	22	29
Norm Schmidt	31	6	12	18	12
Bryan Maxwell	48	3	15	18	111
Gary Rissling	47	4	13	17	297
Tom O'Regan	51	4	10	14	8
Greg Fox	73	2	10	12	97
Tim Hryniewich	25	4	5	9	34
Marty McSorley	72	2	7	9	221
Lorn Thornbury	14	1	8	9	16
Warren Young	15	1	7	8	19
Steve Galvas	23	3	3	6	15
Kevin McClelland	21	2	4	6	62
Rod Buskas	47	2	4	6	60
Bob Gladney	13	1	5	6	2
Ted Bulley	26	3	2	5	12
Dave Hannan	24	2	3	5	33
Paul Gardner	16	0	5	5	6
Jim Hamilton	11	2	2	4	4
Rod Schutt	11	1	3	4	4
Rocky Saganiuk	29	1	3	4	37
Damen Lowe	8	1	2	3	0
Andre St. Laurent	8	2	0	2	21
Mitch Lamoureux	8	1	1	2	6
Tim Tooleky	8	0	2	2	2
Dean DeFazio	22	0	2	2	28
Greg Tebutt	24	0	2	2	31
Marc Chorney	4	0	1	1	8
Phil Bourque	5	0	1	1	12
Randy Boyd	5	0	1	1	6
Michel Dion	30	0	1	1	2
Grant Sasser	3	0	0	0	0
Vincent Tremblay	4	0	0	0	0
Rich Surtter	5	0	0	0	0
Todd Chartesworth	10	0	0	0	8
Troy Loney	13	0	0	0	9
Roberto Romano	18	0	0	0	0
Denis Herron	38	0	0	0	21
Bench					14

GOALENDING

PLAYERS (W-L-T)	GP	MP	GA	SO	GAA
Denis Herron (8-24-2)	38	2028	138	1	4.08
Roberto Romano (6-11-0)	18	1020	78	1	4.59
Michel Dion (2-19-4)	30	1553	138	0	5.33
Vincent Tremblay (0-4-0)	4	240	24	0	6.00
TOTALS (16-58-6)	80	4840	390	2	4.68

DATE	W-L-T	SCORE	OPPONENT
Oct. 4	L	3-5	St. Louis
Oct. 8	L	1-4	NY RANGERS
Oct. 9	L	1-7	Philadelphia
Oct. 12	L	3-4	* WINNIPEG
Oct. 14	W	4-0	Washington
Oct. 15	L	4-6	HARTFORD
Oct. 18	L	1-3	BUFFALO
Oct. 22	L	1-6	BOSTON
Oct. 25	L	0-1	WASHINGTON
Oct. 27	W	1-2	Chicago
Oct. 29	L	1-3	PHILADELPHIA
Oct. 30	W	5-3	New Jersey
Nov. 2	W	6-3	Winnipeg
Nov. 3	L	3-3	* Calgary
Nov. 5	L	3-7	Edmonton
Nov. 8	T	4-4	* CALGARY
Nov. 11	L	5-6	NY ISLANDERS
Nov. 12	W	4-2	NY ISLANDERS
Nov. 16	L	2-3	TORONTO
Nov. 19	T	4-4	* ST. LOUIS
Nov. 20	L	4-5	Philadelphia
Nov. 23	W	4-1	NEW JERSEY
Nov. 25	L	2-5	Detroit
Nov. 26	L	4-7	DETROIT
Nov. 29	L	4-6	Minnesota
Dec. 1	L	4-6	MINNESOTA
Dec. 3	L	3-6	PHILADELPHIA
Dec. 6	L	3-5	BOSTON
Dec. 11	T	3-3	* MONTREAL
Dec. 13	W	3-2	HARTFORD
Dec. 15	L	1-3	Montreal
Dec. 17	L	5-6	LOS ANGELES
Dec. 18	L	3-3	* Toronto
Dec. 20	L	3-11	NY Islanders
Dec. 21	L	1-6	NY Rangers
Dec. 23	W	6-5	* New Jersey
Dec. 26	W	7-4	NY RANGERS
Dec. 31	L	0-2	St. Louis
Jan. 3	L	5-7	PHILADELPHIA
Jan. 6	L	1-3	New Jersey
Jan. 7	L	4-7	NEW JERSEY
Jan. 10	L	1-7	Quebec
Jan. 14	L	3-2	Boston
Jan. 15	L	0-2	Chicago
Jan. 18	L	4-5	* WINNIPEG
Jan. 20	W	6-3	NY Rangers
Jan. 21	L	2-3	WASHINGTON
Jan. 25	L	3-6	NY RANGERS
Jan. 28	L	2-5	Montreal
Jan. 29	L	3-7	Buffalo
Feb. 1	W	4-0	MINNESOTA
Feb. 4	L	5-6	NY Islanders
Feb. 5	L	4-5	NY ISLANDERS
Feb. 8	L	5-6	* BUFFALO
Feb. 9	L	3-9	Detroit
Feb. 11	W	3-2	NILW JERSEY
Feb. 13	L	1-6	Quebec
Feb. 16	L	3-10	Calgary
Feb. 17	W	4-1	Vancouver
Feb. 19	L	3-7	Edmonton
Feb. 22	L	2-9	EDMONTON
Feb. 25	T	3-3	* CHICAGO
Feb. 26	L	3-4	* NY Rangers
Feb. 29	L	5-9	VANCOUVER
Mar. 1	L	1-9	Washington
Mar. 3	W	4-3	LOS ANGELES
Mar. 5	L	2-5	WASHINGTON
Mar. 6	L	5-6	New Jersey
Mar. 8	L	6-8	QUEBEC
Mar. 11	L	4-6	NY ISLANDERS
Mar. 13	L	3-4	Vancouver
Mar. 14	L	6-7	Los Angeles
Mar. 17	W	4-2	Hartford
Mar. 21	W	3-1	TORONTO
Mar. 22	L	4-13	Philadelphia
Mar. 24	L	0-6	Washington
Mar. 25	L	3-4	WASHINGTON
Mar. 28	L	3-5	PHILADELPHIA
Mar. 29	L	4-6	NY Rangers
Apr. 1	L	1-2	NY ISLANDERS

* - Overtime

1984-85 SEASON HIGHLIGHTS

- * Bob Berry is named head coach on June 4.
- * The Penguins draft Mario Lemieux, Doug Bodger and Roger Belanger in the first round of the 1984 Entry Draft on June 9, marking the first time the team selected more than one player in the first round. Lemieux is also the first Penguin to be drafted first overall.
- * Mario Lemieux records three points (2+1) and is named MVP of the NHL All-Star Game in Calgary.
- * Mario Lemieux becomes just the third rookie in NHL history to record 100 points (43+57), wins the Calder Trophy as Rookie of the Year, and is named to the All-Rookie Team.
- * Mario Lemieux and Warren Young each record 40 goals, the first time two Penguins rookies reach the mark.
- * Warren Young is also named to the All-Rookie Team.

MAJOR TRADES

- * Oct. 11, 1984 - Obtained Randy Hillier from Boston for a fourth round choice in the 1985 Entry Draft.
- * Nov. 16, 1984 - Obtained Ville Siren from Hartford for Pat Boutette.

SCORING

PLAYERS	GP	G	A	PTS	PIM
Mario Lemieux	73	43	57	100	54
Warren Young	80	40	32	72	176
Doug Shadden	80	35	32	67	30
Mike Bullard	68	32	31	63	75
John Chabot	77	9	51	60	14
Wayne Babych	65	20	34	54	35
Moe Mantha	71	11	40	51	54
Doug Bodger	65	5	26	31	67
Andy Brickley	45	7	15	22	10
Randy Hillier	45	2	19	21	56
Mitch Lamoureux	62	11	8	19	53
Gary Nisling	56	10	9	19	209
Kevin McCarthy	64	9	10	19	30
Troy Loney	46	10	8	18	59
Mark Taylor	47	7	10	17	19
Dave Hannan	30	6	7	13	43
Bruce Crowder	26	4	7	11	23
Joe McDonnell	40	2	9	11	20
Rod Buskas	69	2	7	9	191
Todd Charleworth	67	1	8	9	31
Roger Belanger	41	3	5	8	72
Wally Weir	48	2	6	8	90
Bryan Maxwell	44	0	8	8	57
Jim McGeough	25	3	4	7	16
Greg Fox	26	7	5	7	26
Arto Javanainen	14	4	1	5	2
Ron Flockhart	12	0	5	5	4
Pat Boutette	14	1	3	4	24
Jim Hamilton	11	2	1	3	0
Steve Gatzos	6	0	2	2	2
Rick Kehoe	6	0	2	2	0
Greg Hotham	11	0	2	2	4
Bob Emey	16	0	2	2	7
Michel Dion	10	0	1	1	0
Bob Geale	1	0	0	0	2
Tom O'Regan	1	0	0	0	0
Petteri Lehto	6	0	0	0	4
Mike Rowe	6	0	0	0	7
Brian Ford	8	0	0	0	0
Marty McSorley	15	0	0	0	15
Roberto Romano	31	0	0	0	2
Denis Herron	42	0	0	0	4

GOALTENDING

PLAYERS (W-L-T)	GP	MP	GA	SO	GAA
Roberto Romano (9-17-2)	31	1629	120	1	4.42
Denis Herron (10-22-3)	42	2193	169	1	4.62
Michel Dion (3-6-0)	10	553	43	0	4.67
Brian Ford (7-6-0)	8	457	48	0	6.30
TOTALS (24-51-5)	80	4832	385	2	4.78

DATE	W-L-T	SCORE	OPPONENT
Oct. 11	L	3-4	Boston
Oct. 13	L	3-1	Montreal
Oct. 17	W	4-3	VANCOUVER
Oct. 20	W	3-1	PHILADELPHIA
Oct. 21	L	2-4	Philadelphia
Oct. 24	L	2-5	NEW JERSEY
Oct. 27	W	6-5	MONTREAL
Oct. 30	W	4-3	DETROIT
Oct. 31	W	7-6	New Jersey
Nov. 3	L	5-7	NY RANGERS
Nov. 6	T	3-3 *	EDMONTON
Nov. 8	L	2-6	ST. LOUIS
Nov. 10	L	4-5	NY Islanders
Nov. 14	W	4-3 *	Winnipeg
Nov. 16	I	6-7	Vancouver
Nov. 17	L	3-5	Los Angeles
Nov. 21	I	3-3 *	WASHINGTON
Nov. 22	L	3-9	Hartford
Nov. 24	L	3-5	NEW JERSEY
Nov. 27	T	2-2 *	BUFFALO
Nov. 29	L	3-6	CHICAGO
Dec. 1	L	1-3	Philadelphia
Dec. 2	L	1-9	Washington
Dec. 5	W	7-4	ST. LOUIS
Dec. 7	W	4-3 *	NY Rangers
Dec. 8	W	6-4	CALGARY
Dec. 12	W	4-3	NY ISLANDERS
Dec. 15	W	5-2	Toronto
Dec. 19	L	2-3	NEW JERSEY
Dec. 21	W	4-2	PHILADELPHIA
Dec. 22	L	2-5	NY Islanders
Dec. 26	W	6-5	NY ISLANDERS
Dec. 28	W	4-0	HARTFORD
Dec. 29	L	2-10	Quebec
Dec. 31	T	4-4 *	Detroit
Jan. 2	W	2-1	Toronto
Jan. 4	L	2-7	Buffalo
Jan. 5	L	3-8	QUEBEC
Jan. 9	W	7-4	VANCOUVER
Jan. 12	W	4-3	EDMONTON
Jan. 16	L	4-5	WASHINGTON
Jan. 17	L	2-6	Washington
Jan. 19	W	5-4	CHICAGO
Jan. 21	I	6-7	Winnipeg
Jan. 23	L	3-4	Minnesota
Jan. 25	T	6-6 *	Calgary
Jan. 26	L	3-6	Edmonton
Jan. 30	L	5-6	TORONTO
Feb. 2	I	0-4	NY ISLANDERS
Feb. 7	L	3-6	New Jersey
Feb. 9	L	1-1	NY Islanders
Feb. 10	L	3-4	LOS ANGELES
Feb. 14	L	4-5	Chicago
Feb. 16	L	1-8	QUEBEC
Feb. 18	L	2-8	Philadelphia
Feb. 20	W	6-3	CALGARY
Feb. 22	L	3-8	NY RANGERS
Feb. 23	W	3-1	Minnesota
Feb. 25	I	4-5	MINNESOTA
Feb. 27	L	4-6	WINNIPEG
Mar. 2	W	5-4	NY RANGERS
Mar. 3	L	3-7	NY Rangers
Mar. 5	L	0-6	Los Angeles
Mar. 7	L	1-5	St. Louis
Mar. 9	W	6-5 *	Boston
Mar. 10	L	4-11	Philadelphia
Mar. 13	L	3-7	BOSTON
Mar. 16	W	5-0	NY RANGERS
Mar. 17	L	3-4	Hartford
Mar. 19	L	3-5	PHILADELPHIA
Mar. 22	L	1-3	Buffalo
Mar. 24	L	3-7	Washington
Mar. 26	L	4-5	NY Rangers
Mar. 27	W	4-3	NEW JERSEY
Mar. 30	L	4-6	New Jersey
Mar. 31	L	2-4	MONTREAL
Apr. 2	L	3-4	NY Islanders
Apr. 3	I	2-3	DETROIT
Apr. 6	I	4-7	WASHINGTON
Apr. 7	L	3-7	Washington

* - Overt me

1985-86 SEASON HIGHLIGHTS

- * Mario Lemieux records his first career hat trick on Dec. 31 at St. Louis with four goals.
- * Lemieux records a 28-game point streak from Jan. 11 through Mar. 15, recording 59 points (21+38) in that span.
- * Pittsburgh ties the Russian Dynamo 3-3 on Jan. 4 before a sellout crowd.
- * Lemieux records his 100th point of the season on Feb. 15, becoming the first Penguin to record back-to-back 100 point seasons.

MAJOR TRADES

- * Sept. 10, 1985 - Obtained Gilles Meloche from Edmonton for Tim Hrynewich and Marty McSorley.
- * Oct. 4, 1985 - Obtained Randy Cunneynorth and Mike Moller from Buffalo for Pat Hughes.
- * Mar. 11, 1986 - Obtained Ron Duguay from Detroit for Doug Shedden.

SCORING

PLAYERS	GP	G	A	PTS	PIM
Mario Lemieux	79	48	93	141	43
Mike Bultard	77	41	42	83	69
Moe Mantha	78	15	52	67	102
Doug Shedden	67	32	34	66	32
Terry Ruskowski	72	26	37	63	167
Ron Duguay	80	25	36	61	32
Randy Cunneynorth	75	15	30	45	74
John Chabot	77	14	31	45	6
Doug Bodger	79	4	33	37	63
Dave Hannan	75	17	18	35	91
Willy Lindstrom	71	14	17	31	30
Mike Blaszdel	66	15	14	29	36
Norm Schmidt	66	15	14	29	57
Jim Johnson	80	3	26	29	115
Craig Simpson	76	11	17	28	49
Dan Frawley	69	10	11	21	174
Bob Emey	37	11	6	17	8
Villo Siren	60	4	8	12	32
Troy Loney	47	3	9	12	95
Rod Buskas	72	2	7	9	159
Jim McGeough	17	3	2	5	8
Chris Dahlquist	5	1	2	3	2
Tom O'Regan	9	1	2	3	2
Randy Illier	28	0	3	3	53
Ted Nolan	18	1	1	2	34
Dwight Mathieson	4	1	0	1	2
Todd Charlesworth	2	0	1	1	0
Gilles Meloche	34	0	1	1	2
Roberto Romano	46	0	1	1	4
Wayne Babych	2	0	0	0	0
Denis Herron	3	0	0	0	0
Joe McDonnell	3	0	0	0	2
Mike Rowe	3	0	0	0	4
Phil Bourque	1	0	0	0	2
Tom Roulston	5	0	0	0	2

GOALTENDING

PLAYERS (W-L-T)	GP	MP	GA	SO	GAA
Roberto Romano (21-20-3)	46	2683	159	2	3.55
Gilles Meloche (13-15-5)	34	1989	119	0	3.59
Denis Hemon (0-3-0)	3	180	14	0	4.67
TOTALS (34-38-8)	80	4852	305	2	3.77

DATE	W-L-T	SCORE	OPPONENT
Oct. 10	L	3-5	MONTREAL
Oct. 13	L	2-4	PHILADELPHIA
Oct. 15	W	3-2	MINNESOTA
Oct. 16	T	5-5 *	Chicago
Oct. 19	L	3-4	Quebec
Oct. 23	W	5-4	Toronto
Oct. 24	W	4-4	TORONTO
Oct. 26	T	6-4 *	QUEBEC
Oct. 29	L	3-4	HARTFORD
Oct. 30	L	3-6	Detroit
Nov. 2	L	4-4	Montreal
Nov. 4	L	2-4	NY RANGERS
Nov. 6	L	1-4	WASHINGTON
Nov. 8	L	3-5	New Jersey
Nov. 9	W	3-1	CHICAGO
Nov. 13	W	6-3	Vancouver
Nov. 16	T	3-4 *	Los Angeles
Nov. 19	L	3-4	Washington
Nov. 20	L	1-3	WASHINGTON
Nov. 22	W	8-1	WINNIPEG
Nov. 24	L	4-7	Philadelphia
Nov. 27	W	7-1	TORONTO
Nov. 30	W	5-4	NY RANGERS
Dec. 2	W	6-0	NY Rangers
Dec. 4	W	5-2	DETROIT
Dec. 6	W	3-1	Buffalo
Dec. 7	L	1-5	NEW JERSEY
Dec. 10	L	4-7	NY Islanders
Dec. 11	T	1-4 *	NY ISLANDERS
Dec. 14	T	4-5	Hartford
Dec. 15	W	5-2	NY Rangers
Dec. 17	W	4-3	CALGARY
Dec. 19	W	4-3 *	Minnesota
Dec. 21	L	2-4	PHILADELPHIA
Dec. 22	L	2-3 *	Philadelphia
Dec. 26	W	4-3	BOSTON
Dec. 28	L	2-4	NY ISLANDERS
Dec. 31	W	8-1	St. Louis
Jan. 1	T	4-7	Chicago
Jan. 6	W	1-3	NEW JERSEY
Jan. 8	W	7-3	LOS ANGELES
Jan. 9	L	0-9	NY Islanders
Jan. 11	T	3-3 *	BUFFALO
Jan. 16	W	6-3	NY ISLANDERS
Jan. 18	W	5-2	St. Louis
Jan. 19	W	3-2	MINNESOTA
Jan. 22	W	7-4	Edmonton
Jan. 24	L	3-4	Vancouver
Jan. 25	L	2-5	Calgary
Jan. 28	T	2-2 *	PHILADELPHIA
Jan. 29	W	4-1	New Jersey
Feb. 1	L	3-4	NY Islanders
Feb. 2	L	2-3	Boston
Feb. 8	W	4-0	NLW JERSEY
Feb. 12	W	8-1	WASHINGTON
Feb. 15	W	9-4	VANCOUVER
Feb. 16	T	5-5 *	New Jersey
Feb. 19	W	5-2	WINNIPEG
Feb. 21	W	7-3	Detroit
Feb. 22	L	3-5	ST. LOUIS
Feb. 24	W	6-5 *	LOS ANGELLES
Feb. 26	W	5-2	BUFFALO
Feb. 27	L	3-8	NY Rangers
Mar. 1	W	5-1	HARTFORD
Mar. 4	L	3-6	Calgary
Mar. 7	L	3-5	Edmonton
Mar. 9	L	3-5	Winnipeg
Mar. 11	L	3-5	Washington
Mar. 12	L	2-5	BOSTON
Mar. 15	T	2-2 *	NY RANGERS
Mar. 17	L	3-5	WASHINGTON
Mar. 19	W	7-3	New Jersey
Mar. 20	T	1-5	Philadelphia
Mar. 22	W	7-4	Quebec
Mar. 26	L	3-8	EDMONTON
Mar. 29	L	3-4	Montreal
Apr. 1	L	3-5	Washington
Apr. 2	L	2-7	NY ISLANDERS
Apr. 5	L	3-4 *	PHILADPHIA
Apr. 6	W	5-1 *	NY Rangers

* - Overtime

1986-87 SEASON HIGHLIGHTS

- * The Penguins defeat Buffalo, 5-4 in overtime on Oct. 22 to extend their record start-of-the-season winning streak to seven games.
- * Mario Lemieux records 107 points (54+53), topping the century mark for the third consecutive season.

MAJOR TRADES

- * Nov. 12, 1986 - Obtained Dan Quinn from Calgary for Mike Bullard.
- * Jan. 21, 1987 - Obtained Chris Kontos from the New York Rangers for Ron Duguay.
- * Feb. 6, 1987 - Obtained Pat Riggan from Boston for Roberto Romano.

SCORING

PLAYERS	GP	G	A	PTS	PIM
Mario Lemieux	63	54	53	107	57
Dan Quinn	80	31	49	80	54
Randy Cunneyworth	79	26	27	53	142
Craig Simpson	72	26	25	51	57
Terry Ruskowski	70	14	37	51	147
Doug Boerger	76	11	38	49	52
Moc Mantha	62	9	31	40	44
John Chabot	72	14	22	36	8
Bob Errey	72	16	18	34	46
Jim Johnson	80	5	25	30	116
Randy Frawley	78	14	14	28	218
Kevin LaVallee	33	8	20	28	4
Dave Hannan	58	10	15	25	56
Willy Lindstrom	60	10	13	23	6
Ville Siren	69	5	18	23	50
Warren Young	50	8	13	21	103
Ron Duguay	40	5	13	18	30
Rod Buskas	68	3	15	18	123
Chris Kontos	31	8	9	17	6
Troy Loney	23	8	7	15	22
Randy Hillier	55	4	8	12	97
Mike Bullard	14	2	10	12	17
Dwight Schofield	25	1	6	7	59
Nom Schmidt	20	1	5	6	4
Phil Bourque	22	2	3	5	32
Jim McGeough	11	1	4	5	8
Mitch Wilson	17	2	1	3	83
Lee Giffin	8	1	1	2	0
Mike Blaisdell	10	1	1	2	2
Neil Bolland	3	0	1	1	0
Dwight Mathiasen	6	0	1	1	2
Chns Dahlquist	19	0	1	1	22
Pat Riggan	27	0	1	1	2
Gilles Meloche	43	0	1	1	20
Todd Charlesworth	1	0	0	0	0
Alain Lemieux	1	0	0	0	0
Steve Guenette	2	0	0	0	0
Mike Rowe	2	0	0	0	0
Carl Mokosak	3	0	0	0	1
Roberto Romano	25	0	0	0	0
Bench					16

GOALTENDING

PLAYERS (W-L-T)	GP	MP	GA	SO	GAA
Pat Riggan (8-6-3)	17	988	55	0	3.34
Gilles Meloche (13-19-7)	43	2343	134	0	3.43
Roberto Romano (9-11-2)	25	1438	87	0	3.63
Steve Guenette (0-2-0)	2	113	8	0	4.25
TOTALS (30-38-12)	80	4882	290	1	3.56

DATE	W-L-T	SCORE	OPPONENT
Oct. 9	W	5-4	WASHINGTON
Oct. 11	W	6-5 *	NY RANGERS
Oct. 17	W	4-1	Chicago
Oct. 14	W	4-3 *	LOS ANGELES
Oct. 17	W	7-3	Buffalo
Oct. 18	W	8-1	NEW JERSEY
Oct. 22	W	5-4 *	BUFFALO
Oct. 23	L	3-5	Philadelphia
Oct. 25	W	4-2	PHILADELPHIA
Oct. 28	L	2-5	Hartford
Oct. 29	L	6-8	NEW JERSEY
Nov. 1	I	3-3 *	St. Louis
Nov. 4	T	2-2 *	VANCOUVER
Nov. 8	W	4-2	Minnesota
Nov. 9	L	1-2	Detroit
Nov. 12	W	2-1	BOSTON
Nov. 14	L	4-5	New Jersey
Nov. 15	W	5-2	QUEBEC
Nov. 18	L	1-3	Winnipeg
Nov. 20	W	5-2	Calgary
Nov. 22	W	5-4	Washington
Nov. 25	L	1-5	NY Islanders
Nov. 26	L	2-3	NY ISLANDERS
Nov. 29	T	5-5 *	NY RANGERS
Nov. 30	T	7-7 *	NY Rangers
Dec. 5	L	2-1	EDMONTON
Dec. 6	W	5-2	MINNESOTA
Dec. 10	L	4-6	CALGARY
Dec. 12	W	8-3	TORONTO
Dec. 13	L	2-3 *	Toronto
Dec. 17	L	0-3	Los Angeles
Dec. 20	L	1-6	PHILADELPHIA
Dec. 22	T	4-4 *	Montreal
Dec. 23	L	3-4 *	NY Islanders
Dec. 26	I	3-3 *	Buffalo
Dec. 27	T	3-3 *	NY ISLANDERS
Dec. 30	L	3-5	NY RANGERS
Jan. 1	L	3-4 *	Washington
Jan. 3	W	6-3	MONTREAL
Jan. 7	W	5-2	WASHINGTON
Jan. 9	L	2-3	Washington
Jan. 13	T	3-3 *	NY Islanders
Jan. 14	L	3-4	WINNIPEG
Jan. 17	L	2-4	Boston
Jan. 18	L	0-1	DETROIT
Jan. 21	L	5-10	Los Angeles
Jan. 23	W	6-0	Vancouver
Jan. 24	I	2-4	Edmonton
Jan. 27	W	7-5	WASHINGTON
Jan. 29	L	3-5	Philadelphia
Feb. 1	L	6-8	HARTFORD
Feb. 5	L	5-6	Boston
Feb. 7	W	4-1	CHICAGO
Feb. 8	W	2-1 *	New Jersey
Feb. 14	T	3-3 *	VANCOUVER
Feb. 15	L	1-4	NY RANGERS
Feb. 17	L	1-3	CAI GARY
Feb. 19	T	4-4 *	Philadelphia
Feb. 21	L	5-6	NEW JERSEY
Feb. 22	W	4-2	NY RANGERS
Feb. 24	W	5-2	LDMONTION
Feb. 26	L	1-5	NY Islanders
Feb. 28	L	1-2	CHICAGO
Mar. 1	T	5-5 *	ST. LOUIS
Mar. 3	W	8-1	Quebec
Mar. 5	L	2-7	Toronto
Mar. 7	W	7-3	Minnesota
Mar. 8	W	5-3	Winnipeg
Mar. 10	L	3-6	NY ISLANDERS
Mar. 12	W	6-3	QUEBEC
Mar. 14	L	2-3 *	NY RANGERS
Mar. 18	W	5-4	ST. LOUIS
Mar. 20	L	3-4	Washington
Mar. 22	L	1-3	Philadelphia
Mar. 24	T	3-3 *	PHILADELPHIA
Mar. 28	L	4-5	Hartford
Mar. 29	L	1-4	MONTRIAL
Mar. 31	L	3-5	New Jersey
Apr. 2	W	6-2	NEW JERSEY
Apr. 4	W	4-3 *	DETROIT

* - Overtime

1987-88 SEASON HIGHLIGHTS

- * Pierre Cremer is named head coach on June 4.
- * Mario Lemieux picks up his second All-Star MVP award, after posting six points (3+3), including the game-winning goal in overtime at St. Louis.
- * Lemieux sets the Penguin records for goals (70), assists (98), points (168) and power-play goals (22).
- * Lemieux wins his first Art Ross Trophy and his first Hart Trophy.
- * Tony Esposito is named general manager on Apr. 14.
- * Pierre Cremer is relieved of his coaching duties on June 14.

MAJOR TRADES

- * Nov. 24, 1987 - Obtained Paul Coffey, Dave Hunter and Wayne Van Dorp from Edmonton for Craig Simpson, Moe Mantha, Dave Hannan and Chris Joseph.
- * Feb. 4, 1988 - Obtained Bryan Erickson Los Angeles for Chris Kontos.

SCORING

PLAYERS	GP	G	A	PTS	PIM
Mario Lemieux	77	70	98	168	92
Dan Quinn	70	40	39	79	50
Randy Cunneyworth	71	35	39	74	141
Paul Coffey	46	15	52	67	93
Doug Bodger	69	14	31	45	103
Rob Brown	51	24	20	44	56
Dave Hunter	80	14	21	35	83
Charlie Simmer	50	11	17	28	24
Jock Callander	41	11	16	27	45
Craig Simpson	21	13	13	26	34
Bryan Erickson	53	7	19	26	20
Ville Siren	58	1	20	21	62
Dave McLlwain	66	11	8	19	40
Troy Loney	65	5	13	18	151
Phil Bourque	21	4	12	16	20
Dan Frawley	47	6	8	14	152
Randy Hillier	55	1	12	13	144
Jim Johnson	55	1	12	13	87
Rod Buskas	76	1	8	12	206
Steve Goutas	36	5	6	11	45
Zarley Zalapski	15	3	8	11	7
Moe Mantha	21	7	8	10	23
Bob Emey	17	3	6	9	18
Chris Dahlquist	44	3	6	9	69
Mark Kachowski	38	5	3	8	126
Perry Ganchar	31	3	5	8	36
Wilf Palement	23	2	6	8	39
Chris Kontos	36	1	7	8	12
Kevin Stevens	16	5	2	7	8
Dave Hannan	21	4	3	7	23
Dwight Mathiasen	23	0	6	6	14
Wayne Van Dorp	25	1	3	4	75
Chris Joseph	17	0	4	4	12
Norm Schmidt	5	1	2	3	0
Todd Charlesworth	6	2	0	2	0
Brad Aiken	5	1	1	2	0
Lee Giffin	19	0	2	2	9
Frank Pietrangelo	21	0	2	2	2
Scott Gruhl	6	1	0	1	0
Pat Mayer	1	0	0	0	4
Dave Goetz	2	0	0	0	2
Warren Young	7	0	0	0	15
Jimmy Mann	9	0	0	0	53
Steve Guenette	19	0	0	0	2
Pat Higgins	22	0	0	0	12
Gilles Meloche	27	0	0	0	0

GOALTENDING

PLAYERS (W-L-T)	GP	MP	GA	SO	GAA
Steve Guenette (12-7-0)	19	1092	61	1	3.35
Pat Higgins (7-8-4)	22	1169	76	0	3.90
Frank Pietrangelo (9-11-0)	21	1207	80	1	3.98
Gilles Meloche (8-9-5)	27	1394	95	0	4.09
TOTALS (36-35-9)	80	4862	316	2	3.90

DATE	W-L-T	SCORE	OPPONENT
Oct. 8	T	4-1	NY Rangers
Oct. 9	L	3-6	New Jersey
Oct. 13	W	8-3	BUFFALO
Oct. 15	T	6-6	NY RANGERS
Oct. 17	L	2-3	Montreal
Oct. 18	L	2-3	Philadelphia
Oct. 21	L	4-5	NEW JERSEY
Oct. 23	L	2-5	Detroit
Oct. 24	W	5-3	BUFFALO
Oct. 27	L	4-4	LOS ANGELES
Oct. 29	L	0-4	TORONTO
Oct. 31	W	5-1	Quebec
Nov. 3	W	5-1	PHILADELPHIA
Nov. 5	W	4-2	NY Islanders
Nov. 7	L	1-4	Boston
Nov. 11	W	3-2	WASHINGTON
Nov. 12	L	2-5	Philadelphia
Nov. 14	W	3-2	NY RANGERS
Nov. 17	L	4-6	Vancouver
Nov. 20	L	1-4	Edmonton
Nov. 21	T	4-4	Calgary
Nov. 25	W	6-4	QUEBEC
Nov. 27	W	1-2	Washington
Nov. 28	T	5-5	WASHINGTON
Dec. 2	L	1-7	NY ISLANDERS
Dec. 5	W	6-3	VANCOUVER
Dec. 9	W	5-2	CALGARY
Dec. 11	W	6-4	NY ISLANDERS
Dec. 12	L	2-5	St. Louis
Dec. 15	L	2-5	PHILADELPHIA
Dec. 17	W	7-4	New Jersey
Dec. 19	W	4-3	NY RANGERS
Dec. 20	W	8-4	NY Rangers
Dec. 23	L	2-6	NEW JERSEY
Dec. 26	W	6-3	DETROIT
Dec. 27	T	3-3	Buffalo
Dec. 29	T	4-1	BOSTON
Jan. 1	L	3-5	Washington
Jan. 2	L	2-3	NY Islanders
Jan. 5	T	4-4	LOS ANGELES
Jan. 7	L	2-3	BOSTON
Jan. 9	L	4-5	Hartford
Jan. 10	L	5-7	Detroit
Jan. 12	T	5-5	NY ISLANDERS
Jan. 15	L	4-5	PHILADELPHIA
Jan. 16	W	4-3	Toronto
Jan. 19	W	6-4	NY Islanders
Jan. 20	W	8-3	Chicago
Jan. 23	W	4-3	Montreal
Jan. 25	L	1-6	EDMONTON
Jan. 27	L	1-4	WINNIPEG
Jan. 28	L	3-6	New Jersey
Jan. 30	W	4-2	CHICAGO
Feb. 2	W	3-2	WASHINGTON
Feb. 4	W	1-0	MINNESOTA
Feb. 6	W	5-4	HARTFORD
Feb. 7	L	3-6	NY Rangers
Feb. 13	W	7-5	Los Angeles
Feb. 17	L	0-5	Vancouver
Feb. 19	L	3-7	Edmonton
Feb. 21	L	4-5	ST. LOUIS
Feb. 23	L	3-4	WINNIPEG
Feb. 25	L	1-2	NY Rangers
Feb. 28	L	5-7	Chicago
Mar. 1	W	8-3	MINNESOTA
Mar. 5	W	8-3	NY ISLANDERS
Mar. 7	W	5-4	Calgary
Mar. 10	L	4-6	St. Louis
Mar. 12	L	3-6	Minnesota
Mar. 13	W	5-4	Winnipeg
Mar. 16	W	5-2	TORONTO
Mar. 19	W	7-0	PHILADELPHIA
Mar. 20	L	2-1	Philadelphia
Mar. 23	W	7-1	WASHINGTON
Mar. 25	W	5-2	MONTREAL
Mar. 27	W	6-3	Quebec
Mar. 29	L	0-1	New Jersey
Mar. 31	L	2-7	NEW JERSEY
Apr. 2	W	7-6	Washington
Apr. 3	W	4-2	HARTFORD

* - Overtime

1988-89 SEASON HIGHLIGHTS

- * Gene Ubriaco is hired as head coach on June 28.
- * Mario Lemieux records a club record five goals on Dec. 31 vs. New Jersey, scoring one goal each at even strength, on the power play, short-handed, on a penalty shot and into an empty net.
- * Lemieux betters his records for goals (85), assists (114), points (199), power play goals (31), short-handed goals (13) and hat tricks (9).
- * Pittsburgh sets an NHL record with 119 power play goals.
- * The Penguins return to the post-season for the first time in seven seasons, sweeping the Rangers and falling to Philadelphia in seven games.
- * Lemieux ties NHL playoff records for goals (5) and points (8) in a game in a 10-7 Pittsburgh Game One win against Philadelphia.
- * Lemieux captures his second Art Ross Trophy.

MAJOR TRADES

- * Sept. 1, 1988 - Obtained Wendell Young and a seventh round choice in the 1990 Entry Draft from Philadelphia for a third round choice in the 1990 Entry Draft.
- * Nov. 12, 1988 - Obtained Tom Barrasso and a third round choice in the 1990 Entry Draft from Buffalo for Doug Bodger and Darrin Shannon.

SCORING

PLAYERS	GP	G	A	PTS	PIM
Mario Lemieux	76	85	114	199	100
Rob Brown	68	49	66	115	118
Paul Coffey	75	30	63	113	193
Dan Quinn	79	34	60	94	102
Bob Frey	76	26	32	58	124
John Cullen	79	12	37	49	112
Zarko Zalapiski	58	12	33	45	57
Randy Cunneyworth	70	25	19	44	156
Phil Bourque	80	17	26	43	97
Dave Hannan	72	10	20	30	157
Randy Hiller	68	1	23	24	141
Troy Loney	69	10	6	16	165
Jim Johnson	76	2	14	16	163
Kevin Stevens	24	12	3	15	19
Jack Callanier	30	6	5	11	20
Tom Barrasso	54	0	8	8	70
Dan Frawley	46	3	4	7	66
Steve Dykstra	65	1	6	7	126
Chris Dahliquist	43	1	5	6	42
Rod Buskas	52	1	5	6	105
Doug Bodger	10	1	4	5	7
Jay Caulfield	58	1	4	5	285
Gord Dineen	40	1	3	4	44
Scott Bjugstad	24	3	0	3	1
Dave McLlwain	24	1	2	3	4
Mark Kachowski	12	1	1	2	43
Mark Raschi	15	1	1	2	0
Wendell Young	22	0	2	2	4
Ville Siren	12	1	0	1	14
Steve Guenette	11	0	1	1	0
Nick Tabaracci	1	0	0	0	2
Perry Ganchar	3	0	0	0	0
Frank Pietrangolo	15	0	0	0	2
Richard Zemlek	34	0	0	0	148
Reinch					16

GOAL TENDING

PLAYERS (W-L-T)	GP	MP	GA	SO	GAA
Frank Pietrangolo (5-3-0)	15	669	45	0	4.04
Tom Barrasso (18-15-7)	41	2406	162	0	4.04
Steve Guenette (5-6-0)	11	574	41	0	4.29
Wendell Young (12-9-0)	22	1150	92	0	4.80
Rick Tabaracci (0-0-0)	1	33	4	0	7.27
TOTALS (40-33-7)	80	4844	349	0	4.32

DATE	W-L-T	SCORE	OPPONENT
Oct. 7	W	6-4	Washington
Oct. 11	W	8-7	WASHINGTON
Oct. 12	L	5-8	Buffalo
Oct. 15	W	9-2	ST. LOUIS
Oct. 16	W	4-2	PHILADELPHIA
Oct. 21	L	4-6	New Jersey
Oct. 22	W	7-4	CHICAGO
Oct. 25	W	6-1	CALGARY
Oct. 27	L	3-4	St. Louis
Oct. 29	W	5-4	Montreal
Oct. 30	L	7-9	NY Rangers
Nov. 1	W	5-3	VANCOUVER
Nov. 3	L	2-6	QUEBEC
Nov. 6	L	4-5	Philadelphia
Nov. 8	L	3-7	EDMONTON
Nov. 10	W	5-1	TORONTO
Nov. 12	L	2-7	Los Angeles
Nov. 13	W	4-2	Vancouver
Nov. 16	L	5-8	Toronto
Nov. 19	L	3-6	NY Islanders
Nov. 23	W	8-2	NY RANGERS
Nov. 25	W	5-3	Washington
Nov. 26	W	4-3	PHILADELPHIA
Nov. 30	W	6-4	WASHINGTON
Dec. 3	W	4-2	NY ISLANDERS
Dec. 4	T	3-3	Boston
Dec. 6	W	7-6	CHICAGO
Dec. 8	L	3-4	Philadelphia
Dec. 10	T	4-4	NEW JERSEY
Dec. 14	W	5-4	LOS ANGELES
Dec. 15	W	8-2	NY Islanders
Dec. 17	W	3-2	DETROIT
Dec. 20	W	5-3	NY ISLANDERS
Dec. 21	W	6-1	Toronto
Dec. 23	L	2-2	* New Jersey
Dec. 26	W	4-3	* Hartford
Dec. 29	L	2-3	PHILADELPHIA
Dec. 31	W	8-6	NEW JERSEY
Jan. 2	L	0-8	Washington
Jan. 7	L	5-7	VANCOUVER
Jan. 10	W	5-2	NY ISLANDERS
Jan. 12	W	9-2	Minnesota
Jan. 14	T	4-4	* NY RANGERS
Jan. 15	L	4-6	NY Rangers
Jan. 17	L	2-5	NY Islanders
Jan. 20	L	3-7	Winnipeg
Jan. 21	W	7-4	Edmonton
Jan. 25	W	5-4	WINNIPEG
Jan. 28	W	10-5	DETROIT
Jan. 31	L	1-5	MONTREAL
Feb. 2	W	5-3	Philadelphia
Feb. 3	L	3-3	* ST. LOUIS
Feb. 5	W	5-2	Boston
Feb. 9	W	5-2	QUEBEC
Feb. 11	L	1-8	Quebec
Feb. 12	L	2-4	CALGARY
Feb. 14	W	7-3	BUFFALO
Feb. 17	L	1-5	Buffalo
Feb. 18	L	3-5	NY RANGERS
Feb. 21	L	1-2	MINNESOTA
Feb. 23	T	6-6	* Detroit
Feb. 25	T	5-5	* NY Islanders
Feb. 26	L	6-8	Hartford
Mar. 1	W	4-1	NEW JERSEY
Mar. 3	L	2-4	Washington
Mar. 5	L	2-4	EDMONTON
Mar. 7	L	2-3	* Los Angeles
Mar. 9	L	3-10	Calgary
Mar. 10	W	5-1	Winnipeg
Mar. 12	W	6-5	Chicago
Mar. 14	L	2-8	BOSTON
Mar. 16	W	2-1	New Jersey
Mar. 18	L	2-7	MONTRÉAL
Mar. 20	L	2-7	Minnesota
Mar. 22	L	4-5	WASHINGTON
Mar. 25	W	5-4	NEW JERSEY
Mar. 26	W	6-4	NY Rangers
Mar. 30	L	5-9	HARTFORD
Apr. 1	W	5-2	NY RANGERS
Apr. 2	W	6-5	* Philadelphia

* - Overtime

1989-90 SEASON HIGHLIGHTS

- * Craig Patrick is named general manager and head coach on Dec. 5, replacing Tony Esposito and Gene Ubriaco.
- * Pittsburgh hosts the All-Star Game on Jan. 21 for the first time. Mario Lemieux scores four goals and wins his third All-Star MVP award.
- * Mario Lemieux records a 46-game point streak (39-64=103), the second-longest in league history from Oct. 3 through Feb. 11. The streak is broken when he leaves a game against the Rangers on Feb. 14 with a back injury.

MAJOR TRADES

- * June 17, 1989 - Obtained Randy Gilhen, Andrew McBain and Jim Kyte from Winnipeg for Randy Cunneyworth, Rick Tabaracci and Dave McLlwain.
- * Jan. 8, 1990 - Obtained Rod Buskas, Tony Tanti and Barry Pederson from Vancouver for Dan Quinn, Andrew McBain and Dave Capuano.

SCORING

PLAYERS	GP	G	A	PTS	HM
Mario Lemieux	59	45	78	123	78
Paul Coffey	80	29	74	103	95
John Cullen	72	32	60	92	138
Rob Brown	80	33	47	80	102
Kevin Stevens	76	29	41	70	171
Mark Recchi	74	30	37	67	44
Tony Tanti	78	28	36	64	72
Phil Bourque	76	22	17	39	108
Bob Errey	78	20	19	39	109
Zarley Zalapski	51	6	25	31	37
Barry Pederson	54	6	25	31	39
Dan Quinn	41	9	20	29	72
Troy Loney	67	11	16	27	168
Randy Gilhen	61	5	11	16	54
Jim Johnson	75	3	13	16	154
Randy Hillier	61	3	12	15	71
Andrew McBain	41	5	9	14	51
Chris Dahlquist	62	1	10	14	56
Jock Callander	30	4	7	11	49
Gilbert Delorme	54	3	7	10	44
Doug Smith	40	4	5	9	97
Gord Dineen	69	1	8	9	125
Richard Zentak	19	1	5	6	43
Jim Kyte	56	3	1	4	125
Wendell Young	43	0	4	4	8
Jay Caulfield	37	1	2	3	123
Jamie Leach	10	0	3	3	0
Rod Buskas	23	0	3	3	49
Alain Chevrier	12	0	3	3	8
Mark Kachowski	14	0	1	1	40
Dave Capuano	6	0	0	0	2
Frank Pietrangelo	21	0	0	0	2
Tom Barrasso	24	0	0	0	8
Bench					11

GOAL TENDING

PLAYERS (W-L-T)	GP	MP	GA	SO	GAA
Wendell Young (16-20-3)	43	2318	161	1	4.17
Frank Pietrangelo (8-6-2)	21	1066	77	0	4.33
Tom Barrasso (7-12-3)	24	1294	101	0	4.68
Alain Chevier (1-2-0)	3	166	14	0	5.06
TOTALS (32-40-8)	80	4856	359	1	4.44

DATE	W-L-T	SCORE	OPPONENT
Oct. 5	L	4-5	Boston
Oct. 7	T	4-4	New Jersey
Oct. 10	W	5-1	WINNIPEG
Oct. 14	W	2-1	* MONTREAL
Oct. 15	L	2-1	NY Rangers
Oct. 17	W	7-5	TORONTO
Oct. 18	L	3-9	ST. LOUIS
Oct. 21	L	2-4	BUFFALO
Oct. 25	L	6-8	TORONTO
Oct. 26	T	3-3	* Detroit
Oct. 28	L	1-5	Montreal
Oct. 31	L	4-8	LOS ANGELES
Nov. 2	W	5-2	NY ISLANDERS
Nov. 4	W	3-1	Edmonton
Nov. 5	L	3-5	Vancouver
Nov. 9	L	3-1	Chicago
Nov. 11	L	3-8	St. Louis
Nov. 14	W	6-0	NY RANGERS
Nov. 16	W	8-2	QUIBEC
Nov. 18	W	5-3	NY ISLANDERS
Nov. 22	T	3-6	NY JERSEY
Nov. 24	W	7-4	Washington
Nov. 25	L	1-1	WASHINGTON
Nov. 28	L	3-6	PHILADELPHIA
Nov. 30	L	1-4	Philadelphia
Dec. 2	W	7-4	Quebec
Dec. 6	W	5-3	WASHINGTON
Dec. 8	W	3-2	New Jersey
Dec. 9	L	4-6	CHICAGO
Dec. 12	W	7-5	BOSTON
Dec. 14	T	4-4	* Minnesota
Dec. 16	L	3-4	Calgary
Dec. 19	L	4-8	HARTFORD
Dec. 21	W	5-2	WASHINGTON
Dec. 23	L	6-8	NY ISLANDERS
Dec. 26	L	3-6	Washington
Dec. 27	W	7-4	NY RANGERS
Dec. 31	W	5-4	NY Rangers
Jan. 2	L	2-5	BOSTON
Jan. 4	W	4-3	VANCOUVER
Jan. 6	W	5-3	WINNIPEG
Jan. 8	W	7-5	NY Rangers
Jan. 10	L	3-6	New Jersey
Jan. 12	W	6-4	Washington
Jan. 16	W	4-3	PHILADELPHIA
Jan. 18	T	3-3	* NY RANGERS
Jan. 23	L	2-4	NEW JERSEY
Jan. 25	W	5-3	Detroit
Jan. 27	L	3-9	NY Islanders
Jan. 28	L	2-7	Buffalo
Jan. 30	L	3-6	PHILADELPHIA
Feb. 2	W	6-3	EDMONTON
Feb. 3	L	4-8	Toronto
Feb. 6	L	7-8	* NY ISLANDERS
Feb. 8	W	7-5	WASHINGTON
Feb. 10	W	7-6	LOS ANGELES
Feb. 11	W	1-1	Philadelphia
Feb. 14	W	4-3	* NY Rangers
Feb. 16	T	3-3	* Winnipeg
Feb. 18	L	4-6	Chicago
Feb. 20	W	6-4	PHILADELPHIA
Feb. 22	W	4-3	* NY ISLANDERS
Feb. 24	L	1-11	Montreal
Feb. 26	L	2-3	Quebec
Feb. 28	W	2-1	NEW JERSEY
Mar. 2	L	5-6	New Jersey
Mar. 4	W	8-6	MINNESOTA
Mar. 6	L	3-4	* Edmonton
Mar. 7	L	3-6	Calgary
Mar. 10	T	2-8	Los Angeles
Mar. 11	L	3-5	Vancouver
Mar. 15	W	6-1	DETROIT
Mar. 17	L	2-6	MINNESOTA
Mar. 18	T	2-2	* NY Islanders
Mar. 22	L	3-5	Philadelphia
Mar. 24	T	3-3	* CAL GARY
Mar. 25	L	2-4	Hartford
Mar. 27	T	3-3	* HARTFORD
Mar. 29	L	4-5	St. Louis
Mar. 31	L	2-3	* BUFFALO

* - Overtime

1990-91 SEASON HIGHLIGHTS

- * "Badger" Bob Johnson is named Penguins head coach on June 12.
- * The Penguins draft Jaromir Jagr with the fifth pick in the 1990 Entry Draft.
- * The Penguins win their first division title, capturing the Patrick Division crown with a 7-4 win at Detroit on Mar. 27.
- * The Penguins down Washington, 4-1, to win the Patrick Division Playoff Championship on Apr. 25.
- * The Penguins down Boston, four games to two, in the Wales Conference Championship series to earn the right to compete for the Stanley Cup.
- * With an 8-0 victory in Game Six on May 25, the Penguins claim their first Stanley Cup title.
- * Mario Lemieux wins the Conn Smythe Trophy as playoff MVP.
- * Jaromir Jagr is named to the NHL All-Rookie Team.

MAJOR TRADES

- * June 16, 1990 - Obtained Joe Mullen from Calgary for a second round choice in the 1990 Entry Draft.
- * Dec. 11, 1990 - Obtained Larry Murphy and Peter Taglianetti from Minnesota for Jim Johnson and Chris Dahlquist.
- * Dec. 13, 1990 - Obtained Jiri Hrdina from Calgary for Jim Kyte.
- * Dec. 21, 1990 - Obtained Scott Young from Hartford for Rob Brown.
- * Mar. 4, 1990 - Obtained Ron Francis, Ulf Samuelsson and Grant Jennings from Hartford for John Cullen, Zarek Zalapski and Jeff Parker.

SCORING

PLAYERS	GP	G	A	PIS	PIM
Mark Recchi	78	40	73	113	48
John Cullen	65	31	63	94	83
Paul Coffey	76	24	69	93	128
Ron Francis	81	23	64	87	72
Kevin Stevens	80	40	46	86	133
Jaromir Jagr	80	27	30	57	42
Zarek Zalapski	66	12	36	48	59
Mario Lemieux	26	19	26	45	30
Larry Murphy	75	9	34	43	68
Bob Frey	79	20	22	42	115
Scott Young	77	17	25	47	41
Joe Mullen	47	17	22	39	6
Phil Bourque	78	20	14	34	106
Bryan Trottier	52	9	19	28	74
Ulf Samuelsson	76	4	22	26	211
Randy Gilhen	72	15	10	25	51
Jiri Hrdina	51	6	17	23	17
Paul Stanton	75	5	18	23	40
Tony Tanti	46	6	12	18	44
Troy Loney	44	7	9	16	85
Rob Brown	25	6	10	16	31
Gord Roberts	64	3	13	16	78
Barry Pederson	46	6	8	14	21
Peter Taglianetti	55	3	9	12	107
Grant Jennings	57	2	7	9	108
Jim Johnson	24	0	5	5	23
Tom Barrasso	48	0	5	5	40
Randy Hillier	31	2	2	4	32
Chris Dahlquist	22	1	2	3	30
Janine Leach	7	2	0	2	0
Jay Caulfield	23	1	1	2	71
Jeff Daniels	11	0	2	2	2
Ken Priestlay	2	0	1	1	0
Wendell Young	18	0	1	1	0
Frank Pietrangolo	25	0	1	1	24
Jim Kyte	1	0	0	0	2
Jim Paek	3	0	0	0	9
Gord Dineen	9	0	0	0	6
Bench					8

GOAL TENDING

PLAYERS (W-L-T)	GP	MP	GA	SO	GAA
Tom Barrasso (27-16-3)	48	2754	165	1	3.59
Frank Pietrangolo (10-11-1)	25	1311	86	0	3.94
Wendell Young (4-6-2)	18	773	52	0	4.04
TOTALS (41-33-6)	80	4843	305	1	3.78

DATE	W-L-T	SCORE	OPPONENT
Oct. 5	W	7-1	Washington
Oct. 7	W	7-4	NEW JERSEY
Oct. 9	L	3-4	St. Louis
Oct. 11	L	1-4	Chicago
Oct. 13	W	6-4	NY Islanders
Oct. 16	L	1-5	PHILADELPHIA
Oct. 19	T	4-4	Buffalo
Oct. 20	L	3-4	NY RANGERS
Oct. 23	I	4-5	MONTREAL
Oct. 25	W	6-3	QUEBEC
Oct. 27	L	5-7	New Jersey
Oct. 28	W	8-3	NY ISLANDERS
Oct. 30	W	6-2	Philadelphia
Nov. 3	W	2-1	NY RANGERS
Nov. 6	W	6-5	CAI GARY
Nov. 8	L	2-3	ST. LOUIS
Nov. 10	I	3-3	* Boston
Nov. 13	W	4-1	Minnesota
Nov. 14	W	6-4	Winnipeg
Nov. 17	I	1-2	Los Angeles
Nov. 21	L	1-5	PHILADELPHIA
Nov. 23	L	3-7	Washington
Nov. 24	W	3-2	* WASHINGTON
Nov. 27	I	3-7	EDMONTON
Nov. 29	L	1-6	HARTFORD
Dec. 1	L	3-6	Minnesota
Dec. 3	W	9-4	NY RANGERS
Dec. 5	L	1-3	WASHINGTON
Dec. 7	T	2-2	* VANCOUVER
Dec. 8	L	1-3	Hartford
Dec. 11	L	1-4	CHICAGO
Dec. 13	W	9-5	NEW JERSEY
Dec. 14	W	4-3	Buffalo
Dec. 16	W	4-1	DETROIT
Dec. 18	W	9-2	WINNIPEG
Dec. 20	W	4-3	MINNFOSOTA
Dec. 22	W	4-3	NY Islanders
Dec. 23	L	3-4	* NY ISLANDERS
Dec. 26	W	7-3	Washington
Dec. 28	W	5-0	DETROIT
Dec. 29	L	3-6	Toronto
Dec. 31	W	4-3	ST. LOUIS
Jan. 3	L	5-7	NY RANGERS
Jan. 5	W	5-2	NY W JERSEY
Jan. 6	L	3-6	Montreal
Jan. 8	W	6-1	EDMONTON
Jan. 10	W	5-1	CALGARY
Jan. 15	L	1-5	Philadelphia
Jan. 17	W	6-5	* Toronto
Jan. 22	W	5-3	NEW JERSEY
Jan. 26	W	6-5	Quebec
Jan. 29	W	3-2	* WASHINGTON
Jan. 31	L	2-4	Philadelphia
Feb. 2	W	6-2	BOSTON
Feb. 3	L	3-6	Boston
Feb. 8	L	2-6	Winnipeg
Feb. 11	L	5-7	Edmonton
Feb. 14	W	5-2	NY ISLANDERS
Feb. 16	L	3-4	NY Islanders
Feb. 19	W	6-3	BUFFALO
Feb. 21	W	11-4	TORONTO
Feb. 22	L	2-5	New Jersey
Feb. 24	T	5-5	* Washington
Feb. 26	L	2-8	Los Angeles
Feb. 27	I	3-4	Vancouver
Mar. 1	L	2-6	Calgary
Mar. 5	W	4-1	VANCOUVER
Mar. 7	W	3-2	LOS ANGELES
Mar. 9	W	5-2	Hartford
Mar. 10	W	4-3	NY Islanders
Mar. 12	I	4-4	* MONTREAL
Mar. 16	W	6-3	QUEBEC
Mar. 17	W	1-2	NY Rangers
Mar. 19	L	4-5	New Jersey
Mar. 21	W	5-4	* NY RANGERS
Mar. 23	L	5-7	CHICAGO
Mar. 26	W	3-1	Philadelphia
Mar. 27	W	7-4	Detroit
Mar. 30	T	4-4	* PHILADELPHIA
Mar. 31	L	3-6	NY Rangers

* - Overtime

1991-92 SEASON HIGHLIGHTS

- * Scott Bowman is named interim coach on Oct. 1.
- * The Penguins honor the late Bob Johnson in a candlelight ceremony on Nov. 27 vs. New Jersey.
- * Joe Mullen scores four goals in back-to-back games on Dec. 23 vs the Islanders and Dec. 26 vs Toronto. He is the first Penguin to do so.
- * Kevin Stevens sets an NHL record for points in a season by an American-born player and most points by a left wing with 123 (54+69).
- * The Penguins defeat Washington (4-3), the New York Rangers (4-2), Boston (4-0) and Chicago (4-0) to win their second straight Stanley Cup.

MAJOR TRADES

- * Feb. 19, 1992 - Obtained Jeff Chychrun, Brian Benning and a first round choice in the 1992 Entry Draft from Los Angeles for Paul Coffey.
- * Feb. 19, 1992 - Obtained Rick Tocchet, Kjell Samuelsson, Ken Wregget and a conditional draft pick from Philadelphia for Mark Recchi, Brian Benning and Los Angeles' first round choice in the 1992 Entry Draft.

SCORING

PLAYERS	GP	G	A	PTS	PIM
Mario Lemieux	64	44	87	131	94
Kevin Stevens	80	54	69	123	252
Joe Mullen	77	42	45	87	30
Larry Murphy	77	21	56	77	50
Mark Recchi	58	33	37	70	78
Jaromir Jagr	70	32	37	69	34
Paul Coffey	54	10	54	64	62
Rick Tocchet	61	27	32	59	151
Ron Francis	70	21	33	54	30
Bob Frey	78	19	16	35	119
Bryan Trottier	63	11	18	29	54
Phil Bourque	58	10	16	26	58
Troy Loney	76	10	16	26	127
Gord Roberts	73	2	22	24	87
Kjell Samuelsson	74	5	11	16	110
Jiri Hrdina	56	3	13	16	16
Ulf Samuelsson	67	1	14	15	206
Ken Priestlay	50	2	8	10	4
Paul Stanton	54	2	8	10	62
Jamie Leach	38	5	4	9	8
Grant Jennings	53	4	5	9	104
Jim Paek	50	1	7	8	36
Peter Taglianetti	44	1	3	4	57
Shawn MacLachlan	15	0	4	4	0
Jeff Chychrun	43	0	4	4	111
Tom Barrasso	57	0	4	4	30
Ken Wregget	32	0	2	2	2
Gord Dineen	1	0	0	0	0
Glen Mulvenna	1	0	0	0	2
Todd Nelson	1	0	0	0	0
Jeff Daniels	2	0	0	0	0
Frank Pietrangelo	5	0	0	0	0
Wendell Young	18	0	0	0	0
Jay Caulfield	52	0	0	0	175
Bench					12

GOALTENDING

PLAYERS (W-L-T)	GP	MP	GA	SO	GAA
Tom Barrasso (25-22-9)	57	3329	196	1	3.53
Wendell Young (7-6-0)	18	838	53	0	3.79
Ken Wregget (5-3-0)	9	448	31	0	4.15
Frank Pietrangelo (2-1-0)	5	225	20	0	5.33
TOTALS (39-32-9)	80	4854	308	1	3.81

DATE	W-L-T	SCORE	OPPONENT
Oct. 4	W	5-4	Buffalo
Oct. 6	T	2-2	* PHILADELPHIA
Oct. 10	W	6-3	Philadelphia
Oct. 12	L	1-4	New Jersey
Oct. 15	W	7-6	* NY Islanders
Oct. 17	W	8-5	NY ISLANDERS
Oct. 19	L	4-5	NY RANGERS
Oct. 21	T	4-4	* CHICAGO
Oct. 22	L	2-4	NEW JERSEY
Oct. 26	L	1-4	Montreal
Oct. 29	L	0-8	WASHINGTON
Oct. 31	W	8-1	MINNESOTA
Nov. 2	L	5-6	HARTFORD
Nov. 5	T	5-5	* BOSTON
Nov. 8	W	3-1	Winnipeg
Nov. 9	W	3-2	Minnesota
Nov. 11	L	1-3	NY Rangers
Nov. 13	W	5-4	* EDMONTON
Nov. 15	T	2-6	Washington
Nov. 18	W	7-3	Quebec
Nov. 20	W	5-2	PHILADELPHIA
Nov. 23	T	2-2	* NY ISLANDERS
Nov. 27	W	8-4	NEW JERSEY
Nov. 29	W	9-3	Philadelphia
Nov. 30	W	5-1	PHILADELPHIA
Dec. 3	L	3-5	Edmonton
Dec. 5	W	8-0	San Jose
Dec. 7	L	1-6	St. Louis
Dec. 10	W	5-3	NY RANGERS
Dec. 13	W	4-3	New Jersey
Dec. 14	L	2-7	WASHINGTON
Dec. 17	W	10-2	SAN JOSE
Dec. 19	W	6-4	Boston
Dec. 21	L	5-7	NY RANGERS
Dec. 23	W	6-3	NY Islanders
Dec. 26	W	17-1	TORONTO
Dec. 28	W	6-2	Washington
Dec. 29	W	6-3	NY Rangers
Dec. 31	L	4-7	NEW JERSEY
Jan. 2	T	0-4	New Jersey
Jan. 4	W	3-2	WINNIPEG
Jan. 7	L	2-5	LOS ANGELES
Jan. 10	L	5-7	Calgary
Jan. 12	W	4-3	Vancouver
Jan. 16	T	3-3	* Detroit
Jan. 23	L	4-5	* BUFFALO
Jan. 25	W	5-3	NY Islanders
Jan. 26	L	4-6	Washington
Jan. 28	L	0-4	WINNIPEG
Jan. 30	L	5-8	NY ISLANDERS
Feb. 1	W	4-1	ST. LOUIS
Feb. 3	T	4-4	* DETROIT
Feb. 5	T	3-4	NY Rangers
Feb. 8	L	3-4	LOS ANGELES
Feb. 9	L	3-6	Boston
Feb. 15	L	2-5	Minnesota
Feb. 16	T	3-3	* Philadelphia
Feb. 18	W	7-1	TORONTO
Feb. 20	T	4-4	QUEBEC
Feb. 22	L	1-2	Montreal
Feb. 25	L	3-5	Washington
Feb. 27	L	4-8	HARTFORD
Feb. 29	W	5-2	BUFFALO
Mar. 3	W	6-3	Calgary
Mar. 6	W	7-3	San Jose
Mar. 7	L	3-5	Los Angeles
Mar. 10	W	5-2	CALGARY
Mar. 12	W	6-1	NY ISLANDERS
Mar. 14	L	3-6	Toronto
Mar. 15	W	4-3	Chicago
Mar. 17	W	6-5	EDMONTON
Mar. 19	W	6-3	QUEBEC
Mar. 22	T	2-2	* Hartford
Mar. 24	L	3-1	Detroit
Mar. 26	W	7-3	VANCOUVER
Mar. 28	W	6-3	MONTREAL
Mar. 31	W	6-5	PHILADELPHIA
Apr. 13	T	1-5	New Jersey
Apr. 15	W	4-1	WASHINGTON
Apr. 16	L	1-7	NY Rangers

* - Overtime

1992-93 SEASON HIGHLIGHTS

- * Pittsburgh starts the regular season with a 10-game unbeaten streak (8-0-2) from Oct. 6-27.
- * Mario Lemieux records a goal in 12 consecutive games from Oct. 6 through Nov. 1 (18 goals in all) to set a team record.
- * Larry Murphy becomes the ninth defenseman in league history to record 800 points on Jan. 26 vs. Washington.
- * The Penguins set a new team record with 24 road victories on Mar. 14.
- * Mario Lemieux becomes the second player in team history to record back-to-back four goal games on Mar. 18 vs. Washington and Mar. 20 vs. Philadelphia.
- * Tom Barrasso sets a team record with 14 consecutive wins from Mar. 9 through Apr. 9.
- * The Penguins clinch the President's Trophy with a 5-3 win at Quebec on Apr. 3.
- * The Penguins set a league record for longest winning streak, recording 17 consecutive victories from Mar. 9 through Apr. 9, breaking the Islanders record of 15 set in 1981-82.

MAJOR TRADES

- * Mar. 22, 1993 - Obtained Peter Taglianetti from Tampa Bay for a third round choice in the 1993 Entry Draft.
- * Mar. 22, 1993 - Obtained Mike Ramsey from Buffalo for Bob Errey.

SCORING

PLAYERS	GP	G	A	PTS	PTM
Mario Lemieux	60	69	91	160	38
Kevin Stevens	72	55	56	111	177
Rick Tocchet	80	48	61	109	252
Ron Francis	84	24	76	100	68
Jaromir Jagr	81	34	60	94	61
Larry Murphy	83	22	63	85	73
Joe Mullen	72	33	37	70	14
Shawn McEachern	84	28	33	61	46
Ulf Samuelsson	77	3	26	29	249
Dave Tippett	74	6	19	25	56
Troy Loney	82	5	16	21	99
Jim Paek	77	3	15	18	64
Paul Stanton	77	4	12	16	97
Martin Straka	42	3	13	16	29
Bob Errey	54	8	6	14	76
Peter Taglianetti	72	2	12	14	181
Mike Needham	56	8	5	13	14
Mike Stapleton	78	4	9	13	10
Mike Ramsey	45	3	10	13	28
Jeff Daniels	58	5	4	9	14
Kjell Samuelsson	63	3	6	9	106
Tom Barrasso	63	0	8	8	24
Grant Jennings	58	0	5	5	65
Bryan Fogarty	12	0	4	4	1
Peter Ahola	22	0	1	1	14
Ken Wregget	25	0	1	1	6
Jamie Leach	5	0	0	0	2
Jeff Chychrun	1	0	0	0	2
Jay Caulfield	26	0	0	0	60
Bench					14

GOAL TENDING

PLAYERS (W-L-T)	GP	MP	GA	SO	GAA
Tom Barrasso (43-14-5)	63	3702	186	4	3.01
Ken Wregget (13-7-2)	25	1368	78	0	3.42
TOTALS (56 21 7)	84	5083	268	5	3.16

DATE	W-L-T	SCORE	OPPONENT
Oct. 6	T	3-3	PHILADELPHIA
Oct. 8	W	7-3	NY ISLANDERS
Oct. 10	T	3-3	Montreal
Oct. 13	W	6-5	BUFALO
Oct. 15	W	5-2	MONTREAL
Oct. 17	W	7-3	Hartford
Oct. 20	W	5-1	VANCOUVER
Oct. 22	W	9-6	DETROIT
Oct. 24	W	4-3	New Jersey
Oct. 27	W	7-2	Ottawa
Oct. 29	L	4-6	St. Louis
Nov. 1	W	5-4	Tampa Bay
Nov. 3	W	7-0	NY ISLANDERS
Nov. 5	W	8-4	ST. LOUIS
Nov. 7	L	2-4	Toronto
Nov. 8	L	2-7	Chicago
Nov. 10	W	4-1	Minnesota
Nov. 12	T	4-4	* QUEBEC
Nov. 13	L	0-8	Detroit
Nov. 17	W	4-2	BUFFALO
Nov. 20	W	4-1	New Jersey
Nov. 21	W	2-0	NJW JERSEY
Nov. 23	W	5-2	NY RANGERS
Nov. 25	L	3-11	NY RANGERS
Nov. 27	L	4-6	Washington
Nov. 28	W	5-3	WASHINGTON
Dec. 1	W	7-3	NY Islanders
Dec. 3	L	3-5	Los Angeles
Dec. 5	W	9-1	San Jose
Dec. 8	W	5-2	WINNIPEG
Dec. 11	L	1-2	New Jersey
Dec. 12	W	6-5	NEW JERSEY
Dec. 15	W	6-2	PHILADELPHIA
Dec. 17	W	3-4	Philadelphia
Dec. 19	L	3-4	NY ISLANDERS
Dec. 21	W	7-4	QUEBEC
Dec. 23	W	4-0	Philadelphia
Dec. 27	W	4-2	Buffalo
Dec. 31	T	3-3	* TORONTO
Jan. 2	W	5-2	NY RANGERS
Jan. 5	W	6-2	BOSTON
Jan. 7	L	3-5	MINNESOTA
Jan. 9	W	3-2	CALGARY
Jan. 10	L	2-3	Winnipeg
Jan. 11	L	0-7	Boston
Jan. 16	W	6-1	OTTAWA
Jan. 19	W	5-2	Vancouver
Jan. 22	L	1-2	Edmonton
Jan. 23	W	1-3	Calgary
Jan. 26	W	6-3	WASHINGTON
Jan. 28	L	2-5	NY ISLANDERS
Jan. 30	W	4-2	PHILADELPHIA
Jan. 31	T	2-2	* Washington
Feb. 8	W	4-0	BOSTON
Feb. 10	W	3-0	NY Rangers
Feb. 13	W	4-1	CHICAGO
Feb. 14	T	4-7	Buffalo
Feb. 18	L	4-5	EDMONTON
Feb. 20	L	2-4	NY Islanders
Feb. 21	W	4-3	Hartford
Feb. 23	L	1-3	NEW JERSEY
Feb. 25	L	1-2	Ottawa
Feb. 27	T	3-3	* TAMPA BAY
Feb. 28	W	4-2	Washington
Mar. 2	L	4-5	Philadelphia
Mar. 5	L	1-3	NY Rangers
Mar. 9	W	3-2	BOSTON
Mar. 11	W	4-3	LOS ANGELES
Mar. 14	W	3-2	NY Islanders
Mar. 18	W	7-5	WASHINGTON
Mar. 20	W	9-3	PHILADELPHIA
Mar. 21	W	6-1	Edmonton
Mar. 23	W	7-2	SAN JOSE
Mar. 25	W	4-3	NEW JERSEY
Mar. 27	W	5-3	Boston
Mar. 28	W	4-1	Washington
Mar. 30	W	6-4	OTTAWA
Apr. 1	W	10-2	HARTFORD
Apr. 3	W	5-3	Quebec
Apr. 4	W	5-7	New Jersey
Apr. 7	W	4-3	* MONTREAL
Apr. 9	W	10-4	NY Rangers
Apr. 10	W	4-2	NY RANGERS
Apr. 14	T	6-6	* New Jersey

* - Overtime

1993-94 SEASON HIGHLIGHTS

- * Ed Johnston named head coach and Bryan Trotter named assistant coach on June 22.
- * Ron Francis records his 1,000th point on Oct. 28 vs. Quebec.
- * Ed Johnston sets the club record with his 96th career coaching victory on Dec. 21 vs. Tampa Bay.
- * Bryan Trotter records his 900th career assist on Jan. 3 at Ottawa.
- * Tom Barrasso sets the record for most wins by an American-born goaltender with his 253rd victory on Feb. 15 vs. Winnipeg.
- * Larry Murphy records his 900th career point on Mar. 26 at Calgary.
- * Mario Lemieux records his 1,200th career point on Mar. 26 at Calgary.
- * The Penguins clinch the first-ever Northeast Division title on Apr. 11 with a 4-0 win at Ottawa.

MAJOR TRADES

- * Aug. 27, 1993 - Obtained Marty McSorley from Los Angeles for Shawn McEachern.
- * Feb. 15, 1994 - Obtained Shawn McEachern and Tomas Sandstrom from Los Angeles for Marty McSorley and Jim Paek.
- * Mar. 21, 1994 - Obtained Jim McKenzie from Dallas for Mike Needham.

SCORING

PLAYERS	GP	G	A	PTS	PI+P
Jaromir Jagr	80	32	67	99	61
Ron Francis	82	27	66	93	62
Kevin Stevens	83	41	47	88	155
Larry Murphy	84	17	56	73	44
Joe Mullen	84	30	32	70	41
Martin Strolak	84	30	34	64	24
Tomas Sandstrom	78	23	35	58	83
Doug Brown	77	18	37	55	18
Shawn McEachern	76	20	22	42	34
Rick Tocchet	51	14	26	40	134
Mario Lemieux	22	17	20	37	32
Greg Hawgood	64	6	28	34	36
Ulf Samuelsson	80	5	24	29	199
Marty McSorley	47	3	18	21	139
Bryan Trotter	41	4	11	15	36
Peter Tagliani	60	2	12	14	142
Kelli Samuelsson	59	5	8	13	118
Mike Stapleton	58	7	4	11	18
Markus Naslund	71	4	7	11	27
Greg Brown	36	3	8	11	28
Jeff Daniels	63	3	5	8	20
Jim McKenzie	71	3	5	8	146
Grant Jennings	61	2	4	6	126
Ed Patterson	27	3	1	4	10
Mike Ramsey	65	2	2	4	22
Jim Paek	41	0	4	4	8
Pat Neaton	12	1	1	2	12
Larry DiPalma	7	1	0	1	5
Mike Needham	25	1	0	1	2
Ken Wregget	42	0	1	1	8
Tom Barrasso	44	0	1	1	42
Chris Jarner	12	0	0	0	9
Greg Andrusak	3	0	0	0	2
Justin Duberman	4	0	0	0	0
Ladislav Kanihin	9	0	0	0	2
Rob Dopson	2	0	0	0	0
Roberto Romano	2	0	0	0	0
Bench					20

GOALTENDING

PLAYERS (W-L-T)	GP	MP	GA	SO	GAA
Roberto Romano (1-0-1)	2	125	3	0	1.44
Tom Barrasso (22-15-5)	44	2482	139	2	3.36
Ken Wregget (21-12-7)	42	2456	138	1	3.37
Rob Dopson (0-0-0)	2	45	3	0	4.00
TOTALS (44-27-13)	84	5118	285	3	3.34

DATE	W-L-T	SCORE	OPPONENT
Oct. 5	L	3-4	Philadelphia
Oct. 7	W	2-1	MONTRÉAL
Oct. 9	W	3-2	NY RANGERS
Oct. 10	I	4-7	Quebec
Oct. 12	W	2-1	Florida
Oct. 14	I	2-3	Tampa Bay
Oct. 16	W	5-3	HARTFORD
Oct. 19	W	3-2	NY Islanders
Oct. 22	W	4-2	Buffalo
Oct. 23	T	3-3	ST. LOUIS
Oct. 26	L	3-7	QUEBEC
Oct. 30	W	4-3	CHICAGO
Nov. 2	I	3-3	San Jose
Nov. 3	W	6-2	BUFFALO
Nov. 6	L	3-8	Los Angeles
Nov. 7	W	5-4	Anaheim
Nov. 9	T	3-3	St. Louis
Nov. 11	L	1-4	Chicago
Nov. 13	L	3-7	DETROIT
Nov. 16	W	11-5	PHILADELPHIA
Nov. 18	W	3-2	WASHINGTON
Nov. 20	T	2-2	Montreal
Nov. 24	W	7-3	BOSTON
Nov. 26	T	4-4	Washington
Nov. 27	T	2-2	OTTAWA
Dec. 2	T	2-2	NEW JERSEY
Dec. 4	W	7-4	Hartford
Dec. 8	L	2-3	Dallas
Dec. 11	W	6-3	Tampa Bay
Dec. 14	W	4-2	LOS ANGELES
Dec. 16	W	2-1	BUFFALO
Dec. 19	L	3-6	NY ISLANDERS
Dec. 21	W	8-3	TAMPA BAY
Dec. 23	W	4-3	Boston
Dec. 26	L	3-7	Washington
Dec. 28	T	4-4	PHILADELPHIA
Dec. 31	L	4-5	QUEBEC
Jan. 2	L	2-7	Hartford
Jan. 3	W	4-1	Ottawa
Jan. 7	W	4-3	Buffalo
Jan. 8	I	2-2	CALGARY
Jan. 11	W	5-4	BOSTON
Jan. 13	T	2-2	FLORIDA
Jan. 15	W	4-3	EDMONTON
Jan. 18	L	3-6	Quebec
Jan. 25	W	4-2	OTTAWA
Jan. 27	W	4-1	QUEBEC
Jan. 29	T	4-4	Toronto
Jan. 31	L	3-5	NY Rangers
Feb. 1	W	2-1	FLORIDA
Feb. 4	W	6-3	Detroit
Feb. 5	L	3-7	New Jersey
Feb. 7	L	1-4	MONTRÉAL
Feb. 10	L	3-5	NY ISLANDERS
Feb. 12	L	3-9	DALLAS
Feb. 13	W	3-1	Philadelphia
Feb. 15	W	5-3	WINNIPEG
Feb. 17	W	6-4	HARTFORD
Feb. 19	L	1-4	Montreal
Feb. 21	L	3-4	NY Rangers
Feb. 24	T	2-2	ANAHEIM
Feb. 26	W	4-3	BUFFALO
Feb. 28	W	1-3	Florida
Mar. 4	L	1-2	Buffalo
Mar. 6	W	5-3	Winnipeg
Mar. 8	W	7-3	BOSTON
Mar. 10	L	2-9	TORONTO
Mar. 12	W	6-2	NY RANGERS
Mar. 13	W	3-2	Hartford
Mar. 15	L	4-5	WASHINGTON
Mar. 17	W	4-2	Boston
Mar. 19	W	5-1	VANCOUVER
Mar. 20	W	2-1	NY Islanders
Mar. 22	T	2-2	SAN JOSE
Mar. 24	W	5-1	OTTAWA
Mar. 26	L	3-5	Calgary
Mar. 27	L	3-5	Edmonton
Apr. 3	W	3-1	Vancouver
Apr. 4	W	6-2	BOSTON
Apr. 6	W	2-1	TAMPA BAY
Apr. 8	W	3-1	NEW JERSEY
Apr. 8	L	2-7	New Jersey
Apr. 9	L	1-9	Montreal
Apr. 11	W	4-1	Ottawa

* - Overtime

1994-95 SEASON HIGHLIGHTS

- * Joe Mullen becomes the first American-born player to record 1,000 career points with an assist on Feb. 7 vs. Florida.
- * Jaromir Jagr becomes the first European-trained player to win the Art Ross Trophy on May 3.
- * Ron Francis records a league-best plus-30 rating.
- * Ron Francis becomes the first Penguin to win the Selke Trophy and the second to win the Lady Byng.
- * Jaromir Jagr is named to the First All-Star team and Larry Murphy is named to the Second team.

MAJOR TRADES

- * Feb. 16, 1995 - Acquired Wendell Young from Tampa Bay for future considerations.
- * Apr. 7, 1995 - Obtained Norm Maciver and Troy Murray from Ottawa for Martin Straka.
- * Apr. 7, 1995 - Acquired Drake Berehowsky from Toronto for Grant Jennings.

SCORING

PLAYERS	GP	G	A	PTS	PIM
Jaromir Jagr	48	32	38	70	37
Ron Francis	44	11	48	59	18
Tomas Sandstrom	47	21	23	44	42
Luc Robitaille	46	23	19	42	37
Larry Murphy	48	13	25	38	18
Joe Mullen	45	16	21	37	6
John Cullen	46	13	24	37	66
Kevin Stevens	27	15	12	27	51
Shawn McEachern	44	13	13	26	22
Norm Maciver	41	4	16	20	16
Troy Murray	46	4	12	16	39
Martin Straka	31	4	12	16	16
Ulf Samuelsson	44	1	15	16	113
Chris Joseph	33	5	10	15	46
Len Barrie	48	3	11	14	66
Mike Hudson	40	2	9	11	34
Kjell Samuelsson	41	1	6	7	54
Greg Hawgood	21	1	4	5	25
Markus Naslund	14	2	2	4	2
Greg Andrusak	7	0	4	4	6
Grant Jennings	25	0	4	4	36
Jim McKenzie	39	2	1	3	63
Chris Tarnier	36	2	0	2	82
Drake Berehowsky	29	0	2	2	28
Francois Leroux	40	0	2	2	114
Rusty Fitzgerald	4	1	0	1	0
Richard Park	1	0	1	1	2
Peter Taglianetti	13	0	1	1	12
Jeff Christian	1	0	0	0	0
Philippe DeRouville	1	0	0	0	0
Tom Barrasso	2	0	0	0	0
Wendell Young	10	0	0	0	7
Ken Wregget	38	0	0	0	14
Bench					10

GOALTENDING

PLAYERS (W-L-T)	GP	MP	GA	SO	GAA
Philippe DeRouville (1-0-0)	1	60	3	0	3
Ken Wregget (25-9-2)	38	2208	118	0	3.21
Wendell Young (3-6-0)	10	497	27	0	3.26
Tom Barrasso (0-1-1)	2	125	8	0	3.84
TOTALS (29-16-3)	48	2901	158	0	3.27

DATE	W-L-T	SCORE	OPPONENT
Jan. 20	W	5-3	Tampa Bay
Jan. 23	W	6-5	Florida
Jan. 25	W	3-2	NY Rangers
Jan. 27	W	5-4	OTTAWA
Jan. 29	W	4-1	Washington
Feb. 1	W	4-3	NY RANGERS
Feb. 4	W	6-3	TAMPA BAY
Feb. 5	T	3-3	* New Jersey
Feb. 7	W	7-3	FLORIDA
Feb. 9	W	5-2	NY Islanders
Feb. 11	W	3-1	MONTRICAL
Feb. 14	W	5-3	BOSTON
Feb. 16	W	5-2	HARTFORD
Feb. 18	L	2-4	Hartford
Feb. 19	T	3-3	* BUFFALO
Feb. 21	W	5-4	QUEBEC
Feb. 24	L	2-4	TAMPA BAY
Feb. 25	L	1-3	NY Islanders
Feb. 27	W	7-5	Quebec
Mar. 2	L	3-6	Buffalo
Mar. 4	W	4-3	* Boston
Mar. 5	L	2-6	Philadelphia
Mar. 7	L	4-5	QUEBEC
Mar. 9	W	4-2	NY ISLANDERS
Mar. 11	W	6-2	BUFFALO
Mar. 13	W	4-2	MONTRICAL
Mar. 15	L	5-8	Montreal
Mar. 16	L	2-3	Quebec
Mar. 19	W	4-3	Ottawa
Mar. 21	W	3-2	Buffalo
Mar. 24	W	5-2	NEW JERSEY
Mar. 26	L	0-2	Florida
Mar. 28	W	6-3	NY ISLANDERS
Apr. 1	W	3-2	PHILADELPHIA
Apr. 5	L	4-8	HARTFORD
Apr. 8	L	1-2	Montreal
Apr. 10	W	4-3	Ottawa
Apr. 11	W	3-1	WASHINGTON
Apr. 15	W	5-2	OTTAWA
Apr. 16	L	3-4	* Philadelphia
Apr. 18	W	6-5	NY RANGERS
Apr. 22	L	1-2	WASHINGTON
Apr. 23	W	4-2	Hartford
Apr. 26	T	3-3	* New Jersey
Apr. 28	W	4-1	BOSTON
Apr. 30	L	2-5	Boston
May 2	L	2-7	Washington
May 5	L	3-4	FLORIDA

* - Overtime

1995-96 SEASON HIGHLIGHTS

- * Mario Lemieux returns to the Pittsburgh lineup after a one year leave of absence for medical reasons.
- * Mario Lemieux records his 500th career goal on Oct. 28 at the Islanders, becoming the second-fastest to reach the mark.
- * Ron Francis records his 1,200th career point on Dec. 26 at Buffalo.
- * Mario Lemieux records five goals in a game against St. Louis on Mar. 26.
- * Jaromir Jagr sets NHL records for points (149) and assists (87) in a season by a right wing.

MAJOR TRADES

- * Aug. 2, 1995 - Obtained Bryan Smolinski, Glen Murray and Boston's third round choice in the 1996 Entry Draft for Kevin Stevens and Shawn McEachern.
- * Mar. 20, 1996 - Obtained JJ. Daigneault from St. Louis for an eighth round choice in the 1996 Entry Draft.
- * Mar. 20, 1996 - Obtained Alek Stojanov from Vancouver for Markus Naslund.

SCORING

PLAYERS	GP	G	A	PTS	PIM
Mario Lemieux	70	69	92	161	51
Jaromir Jagr	82	62	87	149	96
Ron Francis	77	27	92	119	56
Petr Nedved	80	45	54	99	68
Tomás Sandström	58	35	35	70	69
Sergei Zubov	64	11	55	66	22
Bryan Smolinski	81	24	40	64	69
Kevin Miller	81	28	25	53	45
Markus Naslund	66	19	33	52	36
Dmitri Mironov	72	3	31	34	88
Glen Murray	69	14	15	29	57
Norm Maciver	32	2	21	23	32
Chris Joseph	70	5	14	19	71
Neil Wilkinson	62	3	14	17	120
Dave Roche	71	7	7	14	130
Chris Tamer	70	4	10	14	153
JJ. Daigneault	57	4	7	11	53
Francois Leroux	66	2	9	11	161
Joe Dziedzic	69	5	5	10	68
Richard Park	56	4	6	10	36
Dave McLlwain	19	2	5	7	6
Brad Lauer	21	1	1	5	6
Cory Foster	11	2	2	4	2
Chris Wells	54	2	2	4	59
Rusty Fitzgerald	21	1	2	3	12
Tom Barrasso	49	0	3	3	18
Ian Moran	51	1	1	2	47
Alek Stojanov	68	1	1	2	130
Fed Patterson	35	0	2	2	38
Ken Wregget	37	0	2	2	8
Drake Berhowsky	1	0	0	0	0
Greg Andrusak	2	0	0	0	0
Stefan Bergkvist	2	0	0	0	0
Jeff Christian	3	0	0	0	2
Len Barrie	5	0	0	0	18
Peter Allen	8	0	0	0	8
Bench					12

GOALFENDING

PLAYERS (W-L-1)	GP	MP	GA	SO	GAA
Ken Wregget (20-13-2)	37	2132	115	3	3.24
Tom Barrasso (29-16-2)	49	2799	160	2	3.43
TOTALS (49-29-4)	82	4948	284	5	3.44

DATE	W-L-T	SCORE	OPPONENT
Oct. 7	W	8-3	TORONTO
Oct. 9	T	6-6	Colorado
Oct. 12	L	1-5	Chicago
Oct. 14	W	3-2	ANAHEIM
Oct. 20	T	2-2	Hartford
Oct. 21	L	2-3	LOS ANGELES
Oct. 26	W	7-5	NY Islanders
Oct. 28	W	5-3	New Jersey
Nov. 1	W	10-0	TAMPA BAY
Nov. 3	T	3-3	Buffalo
Nov. 4	W	7-4	PI ILADRI PHIA
Nov. 8	W	7-1	Ottawa
Nov. 10	W	9-1	San Jose
Nov. 11	L	7-3	Los Angeles
Nov. 14	W	4-2	DALLAS
Nov. 17	W	3-2	Washington
Nov. 18	W	3-0	WASHINGTON
Nov. 21	L	4-9	NY Rangers
Nov. 22	L	3-4	NY RANGERS
Nov. 25	W	5-3	BUFFALO
Nov. 28	W	7-2	OTTAWA
Nov. 30	W	9-6	Boston
Dec. 1	W	7-1	FLORIDA
Dec. 3	W	5-4	Tampa Bay
Dec. 5	W	6-3	NY Islanders
Dec. 7	W	7-5	MONTRÉAL
Dec. 9	W	6-0	HARTFORD
Dec. 13	L	3-6	Anaheim
Dec. 15	W	5-1	Dallas
Dec. 17	L	5-6	Philadelphia
Dec. 19	W	7-1	CALGARY
Dec. 22	L	2-4	MONTRÉAL
Dec. 23	L	0-1	Montreal
Dec. 26	W	6-3	BUFFALO
Dec. 28	W	9-4	HARTFORD
Dec. 30	W	6-5	FLORIDA
Jan. 1	L	2-4	Washington
Jan. 3	W	4-1	OTTAWA
Jan. 5	W	5-2	DETROIT
Jan. 6	L	2-3	St. Louis
Jan. 8	W	8-5	VANCOUVER
Jan. 12	L	5-6	MONTRÉAL
Jan. 13	L	8-10	SAN JOSE
Jan. 16	L	2-5	COLORADO
Jan. 17	W	1-0	Buffalo
Jan. 22	W	7-6	BOSTON
Jan. 24	W	4-3	Ottawa
Jan. 27	W	7-4	PHILADELPHIA
Jan. 29	L	1-2	Florida
Jan. 31	L	1-4	Tampa Bay
Feb. 3	L	0-3	Detroit
Feb. 6	W	6-5	BOSTON
Feb. 7	T	1-1	New Jersey
Feb. 10	W	6-3	CHICAGO
Feb. 12	L	1-4	Toronto
Feb. 16	W	1-0	Winnipeg
Feb. 18	W	4-3	NY RANGERS
Feb. 21	L	3-6	Buffalo
Feb. 23	W	5-4	HARTFORD
Feb. 24	L	3-7	Montreal
Feb. 27	W	7-4	Vancouver
Feb. 29	L	3-7	Calgary
Mar. 1	W	5-4	Edmonton
Mar. 5	W	9-4	WINNIPEG
Mar. 7	W	5-1	OTTAWA
Mar. 9	L	3-4	NEW JERSEY
Mar. 13	L	2-3	Hartford
Mar. 14	L	2-4	Boston
Mar. 16	W	4-2	NY ISLANDERS
Mar. 21	W	5-1	EDMONTON
Mar. 23	L	5-7	BUFFALO
Mar. 24	W	8-2	NY Rangers
Mar. 26	W	8-4	ST. LOUIS
Mar. 28	W	3-2	Florida
Mar. 30	W	2-1	NEW JERSEY
Mar. 31	L	1-1	Philadelphia
Apr. 4	W	4-2	WASHINGTON
Apr. 6	W	2-1	TAMPABAY
Apr. 8	L	4-5	Hartford
Apr. 10	L	2-6	NY ISLANDERS
Apr. 11	W	5-3	Ottawa
Apr. 14	L	3-6	Boston

* Overtime

1996-97 SEASON HIGHLIGHTS

- * Mario Lemieux becomes the ninth player to record 1,400 points on Nov. 30 vs. Boston.
- * Jaromir Jagr records his 600th point on Jan. 4 vs. Tampa Bay.
- * Mario Lemieux ties the NHL record for goals in a period with four against Montreal on Jan. 26.
- * Mario Lemieux scores his 600th career goal on Feb. 4 vs. Vancouver.
- * Joe Mullen becomes the first American-born player to record 500 goals on Mar. 14 at Colorado.
- * Ron Francis records his 400th career goal on Mar. 29 vs. Los Angeles.
- * Patrick Lalime sets the NHL record for longest unbeaten streak from the beginning of a career by going 14-0-2.
- * Mario Lemieux wins his sixth Art Ross Trophy after scoring 122 points (50+72).

MAJOR TRADES

- * June 22, 1996 - Obtained Kevin Hatcher from Dallas for Sergei Zubov.
- * Nov. 17, 1996 - Obtained Darius Kasparaitis and Andreas Johansson from NY Islanders for Bryan Smolinski.
- * Nov. 19, 1996 - Obtained Stu Barnes and Jason Woolley from Florida for Chris Wells.
- * Mar. 18, 1997 - Obtained Eddie Olczyk from Los Angeles for Glen Murray.

SCORING

PLAYERS	GP	G	A	PTS	PIM
Mario Lemieux	76	50	72	122	65
Jaromir Jagr	63	47	48	95	40
Ron Francis	81	27	63	90	70
Petr Nedved	74	33	38	71	66
Eddie Olczyk	79	25	30	55	51
Kevin Hatcher	80	15	39	54	103
Stu Barnes	81	19	30	49	26
Fredrik Olausson	71	9	29	38	32
Jason Woolley	60	6	30	36	30
Greg Johnson	75	13	19	32	26
Alex Hicks	73	7	21	28	90
Thomas Sandstrom	40	9	15	24	33
Darius Kasparaitis	75	2	21	23	100
Joe Mullen	54	7	15	22	4
Glen Murray	66	11	11	22	21
Gary Valk	70	10	11	21	78
Joe Dziedzic	59	9	9	18	63
J.J. Daigneault	53	3	14	17	36
Roman Oksiuta	35	6	7	13	26
Andreas Johansson	42	4	9	13	20
Dave Roche	61	5	5	10	155
Ian Moran	36	4	5	9	22
Petr Klima	17	1	7	8	6
Dmitri Mironov	15	1	5	6	21
Chris Tamer	45	2	4	6	131
Alek Stojanov	35	1	4	5	79
Josef Benisek	8	3	1	4	4
Jeff Christian	11	2	2	4	13
Tyler Wright	45	2	2	4	70
Craig Muni	64	0	4	4	36
Dan Quinn	16	0	3	3	10
Francois Leroux	57	0	3	3	81
Ken Wregget	46	0	1	1	6
Domenic Pittis	1	0	0	0	0
Richard Park	1	0	0	0	0
Phillippe Derouville	2	0	0	0	0
Tom Barraso	5	0	0	0	0
Stefan Bergkvist	5	0	0	0	7
Ed Patterson	6	0	0	0	8
Shawn Antoski	13	0	0	0	19
Neil Wilkinson	23	0	0	0	36
Patrick Lalime	39	0	0	0	0

GOALTENDING

PLAYERS (W-L-T)	GP	MP	GA	SO	GAA
Patrick Lalime (21-12-2)	39	2058	101	3	2.94
Phillipe Derouville (0-2-0)	2	111	6	0	3.24
Ken Wregget (17-17-6)	46	2514	136	2	3.25
Tom Barraso (0-5-0)	5	270	26	0	5.78
TOTALS (38-36-8)	82	4969	280	5	3.38

DATE	W	L	T	SCORE	OPPONENT
Oct. 5	L	3	4	*	TAMPA BAY
Oct. 8	L	3	7		Hartford
Oct. 11	L	2	3		Ottawa
Oct. 12	W	3	2		OTTAWA
Oct. 16	L	1	8		NY Rangers
Oct. 17	L	1	4		Buffalo
Oct. 19	W	2	1		WASHINGTON
Oct. 22	L	2	5		Edmonton
Oct. 24	L	5	7		Calgary
Oct. 26	L	1	2		Vancouver
Nov. 1	L	2	4		Washington
Nov. 2	W	7	3		OTTAWA
Nov. 6	W	5	2		EDMONTON
Nov. 8	T	5	5	*	Tampa Bay
Nov. 9	L	2	4		Florida
Nov. 12	W	3	0		BUFFALO
Nov. 14	L	1	2	*	Boston
Nov. 16	L	3	8		NY RANGERS
Nov. 19	W	4	2		ST. LOUIS
Nov. 21	L	3	7		Philadelphia
Nov. 22	W	7	1		Hartford
Nov. 27	T	2	2	*	MONTREAL
Nov. 30	W	6	2		BOSTON
Dec. 3	T	4	1	*	HARTFORD
Dec. 4	W	4	2		Ottawa
Dec. 6	W	5	3		Washington
Dec. 7	W	5	3		ANAHEIM
Dec. 10	W	5	3		Los Angeles
Dec. 11	W	7	3		Anaheim
Dec. 13	W	4	1		San Jose
Dec. 15	L	1	2		Chicago
Dec. 17	L	4	6		BOSTON
Dec. 19	W	4	0		St. Louis
Dec. 21	W	3	1		SAN JOSE
Dec. 23	T	6	5		Toronto
Dec. 26	T	3	3	*	MONTREAL
Dec. 28	W	2	0		BUFFALO
Dec. 30	W	5	3		WASHINGTON
Jan. 2	W	6	1		New Jersey
Jan. 4	W	7	3		TAMPA BAY
Jan. 7	W	5	3		NY Islanders
Jan. 10	W	5	2		NY ISLANDERS
Jan. 11	L	3	3	*	Ottawa
Jan. 14	W	3	1		DALLAS
Jan. 15	W	3	1		Hartford
Jan. 21	W	4	2		CAI GARY
Jan. 23	L	3	4		COI ORADO
Jan. 25	L	4	7		NY RANGERS
Jan. 26	W	5	2		Montreal
Jan. 29	L	1	3		Buffalo
Feb. 1	W	4	1		PHILADELPHIA
Feb. 4	W	6	4		VANCOUVER
Feb. 5	W	6	3		Montreal
Feb. 8	L	5	6	*	DETROIT
Feb. 12	L	1	5		NY ISLANDERS
Feb. 15	L	1	5		Philadelphia
Feb. 16	L	2	6		PHILADELPHIA
Feb. 18	W	4	2		BUFFALO
Feb. 22	L	2	5		CHICAGO
Feb. 23	L	1	5		NY Islanders
Feb. 27	L	1	4		Detroit
Mar. 1	L	3	6		New Jersey
Mar. 4	L	1	3		NEW JERSEY
Mar. 5	L	2	4		Buffalo
Mar. 8	W	3	2	*	PHILADELPHIA
Mar. 10	T	2	2	*	MONTREAL
Mar. 12	T	5	5	*	Phoenix
Mar. 14	L	3	6		Colorado
Mar. 16	L	2	6		Dallas
Mar. 18	W	5	3		BUFFALO
Mar. 20	W	6	3		TORONTO
Mar. 22	L	2	3		NEW JERSEY
Mar. 24	L	0	3		NY Rangers
Mar. 26	L	5	8		Montreal
Mar. 29	W	4	1		LOS ANGELES
Mar. 31	W	4	3		FLORIDA
Apr. 3	T	5	5	*	HARTFORD
Apr. 5	W	5	2		OTTAWA
Apr. 8	W	3	1		BOSTON
Apr. 10	L	3	4		Tampa Bay
Apr. 11	L	2	4		Florida
Apr. 13	L	3	7		Boston

* - Overtime

1997-98 SEASON HIGHLIGHTS

- * Tom Barrasson records his 300th career victory at Florida on Oct. 19.
- * Ron Francis records his 1,400th career point on Jan. 29 at Boston.
- * Nine Penguins represent their countries at the 1998 Winter Olympics in Nagano, Japan, with seven bringing home medals.
- * Ken Wregget records his 200th career victory on Mar. 7 vs. Philadelphia.
- * Ron Francis records his 1,000th career assist on Mar. 21 vs. Philadelphia.
- * Jaromir Jagr records his 300th goal on Apr. 15 vs. Tampa Bay.
- * Jaromir Jagr captures his second Art Ross Trophy with 102 points.

MAJOR TRADES

- * Aug. 12, 1997 - Obtain Jiri Slegr from Edmonton for a third round choice in the 1998 Entry Draft.
- * Oct. 22, 1997 - Obtained Tuomas Gronman from Chicago for Greg Johnson.
- * Mar. 24, 1998 - Obtained Sean Pronger from Anaheim for the rights to Patrick Lalime.

SCORING

PLAYERS	GP	G	A	PFS	PTS
Jaromir Jagr	77	35	67	102	64
Ron Francis	81	25	62	87	20
Stu Barnes	78	30	35	65	30
Kevin Hatcher	74	19	29	48	66
Martin Straka	75	19	23	42	28
Rob Brown	82	15	25	40	59
Fredrik Olausson	76	6	27	33	47
Alekszej Morozov	76	13	13	26	8
Eddie Olczyk	56	11	11	22	35
Robert Lang	54	9	13	22	16
Sean Pronger	67	6	15	21	32
Alex Ilicks	58	7	13	20	54
Brad Werenka	71	3	15	13	46
Jiri Slegr	73	5	12	17	109
Andreas Johansson	50	5	10	15	20
Darius Kasparaitis	61	4	8	12	127
Robert Dome	30	5	2	7	12
Chris Ferraro	46	3	4	7	43
Peter Ferraro	29	3	4	7	12
Tyler Wright	82	3	4	7	112
Ian Moran	37	1	6	7	19
Chris Tamer	79	0	7	7	181
Neil Wilkinson	34	2	4	6	24
Garry Valk	39	2	1	3	33
Tuomas Gronman	22	1	2	3	25
Tom Barasso	63	0	2	2	14
Greg Johnson	5	1	0	1	2
Peter Skudra	17	0	1	1	2
Sven Butenschon	6	0	0	0	6
Ken Wregget	15	0	0	0	6

GOALTENDING

PLAYERS (W-L-T)	GP	MP	GA	SO	GAA
Peter Skudra (6-4-3)	17	851	26	0	1.83
Tom Barasso (31-14-13)	63	3542	122	7	2.07
Ken Wregget (3-6-2)	15	611	28	0	2.75
TOTALS (40-24-18)	82	5022	188	7	2.25

DATE	W-L-T	SCORE	OPPONENT
Oct. 1	1	3-3	* LOS ANGELES
Oct. 3	W	4-3	Carolina
Oct. 4	L	3-5	FLORIDA
Oct. 8	L	0-3	MONTREAL
Oct. 9	L	1-3	Philadelphia
Oct. 11	W	4-1	CAROLINA
Oct. 11	W	1-0	* NY Rangers
Oct. 15	T	1-1	* Montreal
Oct. 17	W	4-1	Tampa Bay
Oct. 19	W	4-1	Florida
Oct. 22	W	5-2	San Jose
Oct. 24	L	3-4	Edmonton
Oct. 25	W	3-2	* Vancouver
Oct. 28	L	3-6	Calgary
Nov. 1	W	7-6	* VANCOUVER
Nov. 1	1	1-3	Chicago
Nov. 5	1	2-5	DALLAS
Nov. 7	1	1-1	* Detroit
Nov. 8	T	2-2	* BUFFALO
Nov. 12	L	1-4	WASHINGTON
Nov. 14	L	1-3	NY Rangers
Nov. 15	W	5-0	Toronto
Nov. 19	T	3-3	* BOSTON
Nov. 20	W	2-0	Ottawa
Nov. 22	W	4-3	* NY RANGERS
Nov. 24	W	5-1	BUFFALO
Nov. 26	W	3-2	CAROLINA
Nov. 29	W	6-3	MONTREAL
Dec. 1	W	1-0	Montreal
Dec. 4	L	0-1	NEW JERSEY
Dec. 6	W	5-2	ANAHEIM
Dec. 9	W	2-1	Los Angeles
Dec. 10	W	3-0	Anaheim
Dec. 12	T	2-2	* Phoenix
Dec. 16	T	1-1	* TAMPA BAY
Dec. 19	T	3-3	* Colorado
Dec. 20	L	1-4	St. Louis
Dec. 26	W	4-1	Washington
Dec. 27	L	0-1	MONTREAL
Dec. 29	W	5-1	NY ISLANDERS
Dec. 31	W	3-2	CAROLINA
Jan. 3	L	4-5	* COLORADO
Jan. 6	W	4-2	NY Islanders
Jan. 7	1	1-3	New Jersey
Jan. 10	W	4-1	NEW JERSEY
Jan. 12	W	4-1	Carolina
Jan. 14	1	2-5	Boston
Jan. 20	T	0-0	* OTTAWA
Jan. 22	W	3-2	New Jersey
Jan. 24	W	4-2	BOSTON
Jan. 26	W	4-2	ST. LOUIS
Jan. 28	T	2-2	* Washington
Jan. 29	W	4-2	Boston
Jan. 31	W	4-2	DETROIT
Feb. 2	L	2-4	NY ISLANDERS
Feb. 4	1	2-2	* WASHINGTON
Feb. 6	1	2-2	* Buffalo
Feb. 7	1	2-2	* Ottawa
Feb. 25	W	6-2	Montreal
Feb. 28	L	2-6	Boston
Mar. 2	W	3-1	TORONTO
Mar. 5	T	2-2	* CHICAGO
Mar. 7	W	6-4	PHILADELPHIA
Mar. 8	L	3-4	* Philadelphia
Mar. 11	W	4-1	CALGARY
Mar. 14	W	2-1	BUFFALO
Mar. 15	1	0-3	Buffalo
Mar. 18	W	4-2	EDMONTON
Mar. 21	W	4-3	PHILADELPHIA
Mar. 22	T	0-0	* Dallas
Mar. 26	L	3-4	NY Islanders
Mar. 28	T	2-2	* NY RANGERS
Mar. 29	1	1-1	* OTTAWA
Apr. 1	L	2-3	SAN JOSE
Apr. 4	W	4-1	Tampa Bay
Apr. 5	L	1-3	Florida
Apr. 7	L	1-2	PHOENIX
Apr. 9	L	1-4	Ottawa
Apr. 11	T	3-3	* FLORIDA
Apr. 15	W	5-1	TAMPA BAY
Apr. 16	W	4-1	Carolina
Apr. 18	W	5-2	BOSTON

* Overtime

1998-99 SEASON HIGHLIGHTS

- * Jaromir Jagr records his 800th career point Jan. 31 at Montreal.
- * Penguins win five consecutive overtime games for the first time in club history and lead the NHL with 28 overtime points.
- * Penguins win ten games in a row, Jan. 28-Feb. 15, the second longest winning streak in team history.
- * Tom Barrasso, Peter Skudra and Jean-Sebastien Aubin all record shutouts, making it the first time in club history that three different goalies record shutouts in one season.
- * Jaromir Jagr captures his first Hart Trophy as league MVP. Jagr also wins his third Art Ross Trophy as the league's leading scorer.

MAJOR TRADES

- * June 17, 1998 - Obtained German Titov and Todd Hlushko acquired from Calgary for Ken Wregget and Dave Roche.
- * Nov. 25, 1998 - Obtained Alexei Kovalev, Harry York and future considerations acquired from New York Rangers for Petr Nedved, Chris Tamer and Sean Pronger.
- * Mar. 11, 1999 - Obtained Matthew Barnaby from Buffalo for Stu Barnes.

SCORING

PLAYERS	GP	G	A	PTS	PIM
Jaromir Jagr	81	44	83	127	66
Martin Straka	80	35	48	83	26
German Titov	72	11	45	56	34
Alexei Kovalev	77	23	30	53	49
Robert Lang	72	21	23	44	24
Kip Miller	77	19	23	42	22
Jan Hrdina	82	13	29	42	40
Kevin Hatcher	66	11	27	38	24
Stu Barnes	64	20	12	32	20
Rob Brown	58	13	11	24	16
Brad Werenka	81	6	18	24	93
Jiri Slegr	63	3	20	23	86
Matthew Barnaby	62	6	16	22	177
Aleksey Morozov	67	9	10	19	14
Dan Kesa	67	2	8	10	27
Bobby Dollas	70	2	8	10	60
Ian Moran	62	4	5	9	37
Maxim Galanov	51	4	3	7	14
Jeff Serowik	26	0	6	6	16
Darius Kasparaitis	48	1	4	5	70
Tom Barrasso	43	0	3	3	20
Martin Sonnenberg	44	1	1	2	19
Patrick Lebeau	8	1	0	1	2
Greg Anzrusak	7	0	1	1	1
Victor Ignatjev	11	0	1	1	6
Ryan Savoia	3	0	0	0	0
Favel Skrbek	4	0	0	0	2
Brian Borin	5	0	0	0	0
Chris Tamer	11	0	0	0	32
Sven Butenschon	17	0	0	0	6
Jean-Sebastien Aubin	17	0	0	0	0
Neil Wilkinson	24	0	0	0	22
Peter Skudra	37	0	0	0	2
Tyler Wright	61	0	0	0	90

GOALTENDING

PLAYERS (W-L-T)	GP	MP	GA	SO	CAA
Jean-Sebastien Aubin (4-3-6)	17	756	28	2	2.22
Tom Barrasso (19-16-3)	43	2306	98	4	2.55
Peter Skudra (15-11-5)	37	1914	89	3	2.79
TOTALS (38-30-14)	82	5011	225	9	2.69

DATE	W-L-T	SCORE	OPPONENT
Oct. 10	W	4-3	NY Islanders
Oct. 14	W	3-1	New Jersey
Oct. 17	T	3-3*	NY RANGERS
Oct. 21	L	0-5	Tampa Bay
Oct. 24	L	4-6	TORONTO
Oct. 26	W	2-0	Toronto
Oct. 28	W	5-2	Calgary
Oct. 30	T	2-2*	Vancouver
Oct. 31	L	1-4	Edmonton
Nov. 3	T	4-4*	PHILADELPHIA
Nov. 5	W	4-2	Ottawa
Nov. 7	T	0-0*	BOSTON
Nov. 10	W	3-2	NY ISLANDERS
Nov. 13	L	3-4	New Jersey
Nov. 14	W	4-0	FLORIDA
Nov. 17	L	1-4	PHILADELPHIA
Nov. 19	W	5-1	Tampa Bay
Nov. 21	W	5-2	TAMPA BAY
Nov. 25	L	4-5	Washington
Nov. 27	T	2-2*	NY RANGERS
Nov. 28	W	4-3	Montreal
Dec. 1	T	4-4*	ANAHEIM
Dec. 4	T	3-3*	Carolina
Dec. 5	L	1-2	Boston
Dec. 12	W	4-3	St. Louis
Dec. 15	W	3-2*	TAMPA BAY
Dec. 16	L	1-4	Florida
Dec. 19	W	3-0	WASHINGTON
Dec. 21	L	1-7	Toronto
Dec. 22	L	0-3	LOS ANGELES
Dec. 26	W	2-1*	OTTAWA
Dec. 30	W	7-4	FLORIDA
Jan. 2	W	4-2	Florida
Jan. 5	W	5-1	CALGARY
Jan. 7	W	4-2	CAROLINA
Jan. 9	W	2-1	S. I. LOUIS
Jan. 13	L	3-5	Phoenix
Jan. 15	L	2-3	San Jose
Jan. 16	W	5-1	Los Angeles
Jan. 18	L	3-5	Anaheim
Jan. 21	L	2-5	NY ISLANDERS
Jan. 26	L	3-5	CAROLINA
Jan. 28	W	6-0	TORONTO
Jan. 30	W	5-2	BOSTON
Jan. 31	W	5-3	Montreal
Feb. 2	W	5-3	BUFFALO
Feb. 5	W	3-0	FLORIDA
Feb. 7	W	2-1	DETROIT
Feb. 9	W	3-2*	MONTREAL
Feb. 11	W	6-5*	VANCOUVER
Feb. 13	W	3-2*	Nashville
Feb. 15	W	7-3	WASHINGTON
Feb. 17	L	1-3	NY Islanders
Feb. 19	L	1-6	NY Rangers
Feb. 21	L	1-2	Philadelphia
Feb. 22	W	4-1	PHOENIX
Feb. 25	W	3-2	Colorado
Feb. 26	L	4-6	Dallas
Feb. 28	L	3-4	Washington
Mar. 3	T	4-4*	MONTREAL
Mar. 5	T	2-2*	EDMONTON
Mar. 7	L	1-3	COLORADO
Mar. 9	L	2-3	NLW JERSEY
Mar. 10	W	3-2*	Carolina
Mar. 13	W	4-0	PHILADELPHIA
Mar. 16	L	2-2*	DALLAS
Mar. 17	W	2-0	Tampa Bay
Mar. 20	L	1-1*	NASHVILLE
Mar. 21	T	2-2*	NY Rangers
Mar. 23	W	5-2	CHICAGO
Mar. 25	L	3-5	New Jersey
Mar. 27	T	1-1*	BUFFALO
Mar. 28	L	3-4*	Buffalo
Mar. 30	L	4-6	OTTAWA
Apr. 1	T	3-3*	Ottawa
Apr. 3	L	2-4	NEW JERSEY
Apr. 5	L	1-3	Buffalo
Apr. 8	L	1-3	Philadelphia
Apr. 11	W	3-0	Detroit
Apr. 15	L	2-4	Boston
Apr. 17	L	2-7	NY ISLANDERS
Apr. 18	W	2-1*	NY Rangers

* - Overtime

TEAM AWARDS

MICHEL BRIERE MEMORIAL TROPHY - ROOKIE OF THE YEAR

The Michel Briere Memorial Trophy is awarded to the Penguins player judged to be the best rookie on the team. The trophy is in memory of the late Michel Briere, who was an outstanding rookie in his only season with Pittsburgh in 1969-70.

1967-68	Les Binkley	1984-85	Mario Lemieux
1968-69	Jean Pronovost	1985-86	Jim Johnson
1969-70	Michel Briere	1986-87	No Winner
1970-71	Greg Polis	1987-88	Rob Brown
1971-72	Dave Burrows	1988-89	Zarley Zalapski
1972-73	No Winner	1989-90	Mark Recchi
1973-74	Ron Lalonde	1990-91	Jaromir Jagr
1974-75	Pierre Larouche	1991-92	Jim Paek
1975-76	No Winner	1992-93	Shawn McEachern
1976-77	Greg Malone	1993-94	No Winner
1977-78	Peter Lee	1994-95	No Winner
1978-79	Greg Millen & Rod Schutt	1995-96	No Winner
1979-80	Paul Marshall	1996-97	Patrick LaInne
1980-81	Mark Johnson	1997-98	Peter Skudra
1981-82	Mike Bullard	1998-99	Jan Hrdina
1982-83	Dave Hannan	1999-2000	Jean-Sebastien Aubin
1983-84	Roberto Romano		

LEADING POINT SCORER

Presented annually to the player with the highest point total on the team

1967-68	Andy Bathgate	1984-85	Mario Lemieux
1968-69	Ken Schinkel	1985-86	Mario Lemieux
1969-70	Dean Prentice	1986-87	Mario Lemieux
1970-71	Bryan Hextall	1987-88	Mario Lemieux
1971-72	Syl Apps	1988-89	Mario Lemieux
1972-73	Syl Apps	1989-90	Mario Lemieux
1973-74	Syl Apps	1990-91	Mark Recchi
1974-75	Ron Schock	1991-92	Mario Lemieux
1975-76	Pierre Larouche	1992-93	Mario Lemieux
1976-77	Jean Pronovost	1993-94	Jaromir Jagr
1977-78	Jean Pronovost	1994-95	Jaromir Jagr
1978-79	Greg Malone	1995-96	Mario Lemieux
1979-80	Rick Kehoe	1996-97	Mario Lemieux
1980-81	Rick Kehoe	1997-98	Jaromir Jagr
1981-82	Rick Kehoe	1998-99	Jaromir Jagr
1982-83	Doug Shedden	1999-2000	Jaromir Jagr
1983-84	Mike Bullard		

BOB JOHNSON MEMORIAL "BADGER BOB" AWARD

Presented in the memory of the Penguins late head coach. The "Badger Bob" Award is presented to the player who, through his performance on the ice, his character and total dedication to his teammates for the success of the team, shows that every day is "A Great Day For Hockey" in Pittsburgh.

1994-95	Ron Francis & Joe Mullen
1995-96	Jaromir Jagr
1996-97	Joe Mullen
1997-98	Ron Francis
1998-99	Martin Straka
1999-2000	Jiri Slegr

TEAM AWARDS

BOOSTER CLUB AWARD

The Penguins Booster Club makes an annual presentation known as the Three Star Award. Booster Club members vote for the three stars after every home game and tally their votes at the end of the regular season for the winner.

1974-75	Vic Hadfield	1987-88	Mario Lemieux
1975-76	Dave Burrows	1988-89	Mario Lemieux
1976-77	Dunc Wilson	1989-90	Mario Lemieux
1977-78	Denis Herron	1990-91	Mark Recchi
1978-79	Randy Carlyle	1991-92	Mario Lemieux
1979-80	George Ferguson	1992-93	Mario Lemieux
1980-81	Randy Carlyle	1993-94	Ron Francis
1981-82	Michel Dion	1994-95	Jaromir Jagr
1982-83	Michel Dion	1995-96	Mario Lemieux
1983-84	Mike Bullard	1996-97	Mario Lemieux
1984-85	Mario Lemieux	1997-98	Jaromir Jagr
1985-86	Mario Lemieux	1998-99	Jaromir Jagr
1986-87	Mario Lemieux	1999-2000	Jean-Sebastien Aubin

PLAYER'S PLAYER AWARD

The players hold a vote at the end of the season for the player they feel exemplifies leadership for the team both on and off the ice, and a player who is dedicated to teamwork.

1968-69	Val Fonteyne	1984-85	Warren Young
1969-70	Jean Pronovost & Dean Prentice	1985-86	Terry Ruskowski
1970-71	Jean Pronovost	1986-87	Dan Quinn & Terry Ruskowski
1971-72	Jean Pronovost	1987-88	Mario Lemieux
1972-73	Lowell MacDonald	1988-89	Randy Hillier
1973-74	Jean Pronovost	1989-90	Randy Hillier
1974-75	Ron Schock	1990-91	Mark Recchi
1975-76	Jean Pronovost	1991-92	Joe Mullen
1976-77	Denis Herron	1992-93	Mario Lemieux
1977-78	Denis Herron	1993-94	Ron Francis
1978-79	Greg Malone	1994-95	Ron Francis
1979-80	Rick Kehoe	1995-96	Ron Francis
1980-81	Rick Kehoe	1996-97	Joe Mullen
1981-82	Mike Bullard	1997-98	Ron Francis
1982-83	Pat Boutette	1998-99	Jaromir Jagr & Martin Straka
1983-84	Denis Herron	1999-2000	Martin Straka

"BAZ" BASTIEN MEMORIAL AWARD - GOOD GUY AWARD

The "Good Guy" Award is presented by the Pittsburgh chapter of the Professional Hockey Writers Association to the player who the local media of the PHWA want to acknowledge for his cooperation throughout the year. The award is presented in the memory of the late Aldege "Baz" Bastien, Penguins general manager from 1976-83.

1983-84	Gary Rissling	1991-92	Larry Murphy
1984-85	Gary Rissling	1992-93	Kevin Stevens
1985-86	Terry Ruskowski	1993-94	Joe Mullen
1986-87	Dan Frawley	1994-95	Larry Murphy
1987-88	Randy Cunneynworth	1995-96	Petr Nedved
1988-89	Jim Johnson	1996-97	Ken Wregget
1989-90	Troy Loney	1997-98	Ron Francis
1990-91	Phil Bourque	1998-99	Jiri Slegr
		1999-2000	Rob Brown

THE EDWARD J. DeBARTOLO COMMUNITY SERVICE AWARD

The award recognizes the players who have donated a tremendous amount of time during the season working on community and charity projects.

1991-92	Troy Loney & Phil Bourque	1995-96	Dave Roche
1992-93	Jiri Paek & Shawn McEachern	1996-97	Joe Dziedzic & Chris Tamer
1993-94	Ken Wregget & Tom Barrasso	1997-98	Chris Tamer & Tyler Wright
1994-95	Ron Francis & Bryan Trottier	1998-99	Rob Brown & Tyler Wright
		1999-2000	Matthew Barnaby & Ian Moran

TEAM AWARDS

MASTERTON NOMINEE - COMEBACK PLAYER

The Pittsburgh Chapter of the Professional Hockey Writers Association votes for the Penguins' Masterton nominee. Each NHL team selects a Masterton candidate from which the overall winner is chosen. The Masterton candidate is nominated as the player who best exemplifies the qualities of perseverance, sportsmanship and dedication to hockey.

1982-83	Greg Malone	1991-92	Joe Mullen
1983-84	Denis Heron	1992-93	Mario Lemieux
1984-85	Gary Rissing & Warren Young	1993-94	Kevin Stevens
1985-86	Terry Ruskowski	1994-95	John Cullen
1986-87	Randy Cunneyworth	1995-96	Ron Francis
1987-88	Randy Hillier	1996-97	Joe Mullen
1988-89	Phil Bourque	1997-98	Rob Brown
1989-90	Mario Lemieux	1998-99	Darius Kasparaitis
1990-91	Mario Lemieux	1999-2000	Darius Kasparaitis

MOST VALUABLE PLAYER AWARD

Based on the overall contribution the player makes to the team.

1967-68	Les Binkley	1983-84	Mike Bullard
1968-69	Keith McCreary	1984-85	Mario Lemieux
1969-70	Jean Pronovost	1985-86	Mario Lemieux
1970-71	Ron Schock	1986-87	Mario Lemieux
1971-72	Jean Pronovost	1987-88	Mario Lemieux
1972-73	Dave Burrows	1988-89	Mario Lemieux
1973-74	Syl Apps, Dave Burrows, Jean Pronovost & Lowell MacDonald	1989-90	Mario Lemieux
1974-75	Ron Schock & Ron Stackhouse	1990-91	Mark Recchi
1975-76	Pierre Larouche	1991-92	Mario Lemieux
1976-77	Dunc Wilson	1992-93	Mario Lemieux
1977-78	Pete Manovich	1993-94	Ron Francis
1978-79	Ron Stackhouse & Orest Kndraduk	1994-95	Jaromir Jagr
1979-80	George Ferguson	1995-96	Mario Lemieux
1980-81	Randy Carlyle	1996-97	Mario Lemieux
1981-82	Michel Dion	1997-98	Ron Francis & Jaromir Jagr
1982-83	Doug Shedden	1998-99	Jaromir Jagr
		1999-2000	Jaromir Jagr

MILLENNIUM TEAM

LEMIEUX, JAGR LEAD PENGUINS 'MILLENNIUM TEAM'

Hockey Hall of Famer Mario Lemieux and four-time NHL scoring champion Jaromir Jagr lead the Pittsburgh Penguins' "Millennium Team," which was announced in April, 2000.

All players from the club's inception in 1967 through the 1999-2000 season were eligible to be selected to the all-time team. Fans voted for the finalists in balloting conducted by the Pittsburgh Post-Gazette, and a panel of media members and club officials selected the final team.

The Millennium Team is made up of six forwards, four defensemen, two goaltenders, one coach and one general manager.

FORWARDS

Mario Lemieux. Greatest player in Penguins history and one of the greatest in the annals of professional hockey. First-ballot selection to the Hockey Hall of Fame following a breathtaking 12-year career in which he won six NHL scoring championships, three MVP trophies, two Conn Smythe Trophies as MVP of the playoffs and the Calder Trophy as rookie of the year (1984-85). Led the Penguins to back-to-back Stanley Cups in 1990-91 and 1991-92 and finished his career as the No. 6 scorer in NHL history with 613 goals and 881 assists for 1,494 points in 745 games. Only player in NHL history to average more than two points a game for his career. Highest goals-per-game mark in NHL history (.823). Best individual season was 1988-89, when he set club records with 85 goals, 114 assists and 199 points in 76 games. Battled cancer and back problems during his career and retired in 1997 at the age of 31. Led an ownership group that bought the team out of bankruptcy in September, 1999 and currently serves as Chairman of the Board, CEO and President of the Penguins.

Jaromir Jagr. At the still-tender age of 28, has already won four Art Ross Trophies as NHL scoring champion and one Hart Trophy as league MVP. First Penguin in history to win three straight NHL scoring titles (1997-98, 1998-99, 1999-00). Named first-team NHL All-Star at right wing five times in the past six years. Won the Lester B. Pearson Award as the league's top player in a vote of his peers in 1998-99 and 1999-00. As a teen-ager, contributed to the Penguins' Stanley Cup victories in 1991 and 1992, including a dramatic overtime goal against New Jersey in the Patrick Division semifinals in 1991. Best individual season so far came in 1995-96, when he recorded 62 goals and 87 assists for 149 points in 82 games. Closing in on 400 goals and 1,000 points for his career. Led Czech Republic to the gold medal at the 1998 Olympics. Named team captain in 1998.

Ron Francis. Future Hall of Famer spent parts of eight seasons with the Penguins, providing stellar two-way play and outstanding leadership. Acquired along with Ulf Samuelsson on the eve of the 1991 NHL trading deadline, he played an instrumental role in turning the Penguins into champions. Combined with Lemieux to form one of the best 1-2 punches at center ice in NHL history. Known for his dominating faceoff work and

dependable defense, he also rang up 613 points in 533 games as a Penguin. Best individual season as a Penguin came in 1995-96, when he registered 27 goals and 92 assists for 119 points. Scored the Cup-winning goal against Chicago in 1992. Named team captain in 1997 after Lemieux retired. Ranks third in club history with 449 assists, trailing only Lemieux and Jagr, and ranks fourth with 613 points, trailing only Lemieux, Jagr and Rick Kehoe. Signed with Carolina as a free agent following the 1997-98 season.

Rick Kehoe. Retired as a player in 1985 but still ranks third in points (613) fourth in goals (312) and sixth in assists (324) in club history. Set a career-high with 55 goals in the 1980-81, a figure topped only by Lemieux and Jagr in team history. Won the NHL's Lady Byng Trophy for sportsmanship in 1980-81. Played 11 seasons for the Penguins after being acquired from Toronto in September, 1974. Led the club in scoring for three straight seasons from 1979-80 through 1981-82. Has spent the past 26 years in the organization as a player, scout and assistant coach. Currently serves as an assistant on Coach Ivan Hlinka's staff.

Jean Pronovost. One of the Penguins' first star players. "Proney" was a fixture at right wing from 1968-78. He is the Penguins' all-time leader in games played (753) and still ranks third in club history with 312 goals, trailing only Lemieux and Jagr. Also ranks fifth in points (603) and seventh in assists (287). Was a key member of the Penguins' Century Line in the 1970s, along with Syl Apps and Lowell MacDonald. Became the first player in Penguins history to top the 50-goal mark and the second (behind Pierre Larouche) to reach 100 points in 1975-76. Set career highs with 52 goals and 104 points in 1975-76. Currently coaching hockey in his native Quebec.

Kevin Stevens. A classic power forward, Kevin is the highest-scoring left winger in team history and was an invaluable member of both Stanley Cup championship teams in 1991 and 1992. Topped the 40-goal mark four times and the 50-goal mark twice, including a career-high 55 goals in 1992-93. Named a first-team NHL All-Star in 1991-92 and a second-team NHL All-Star in 1990-91 and 1992-93. Ranks fifth in goals (251), sixth in points (527) and 10th in assists (276) in club history. Best individual season was 1991-92, when he recorded 54 goals, 123 points and 252 penalty minutes, becoming the first player in NHL history to top 50 goals, 100 points and 200 penalty minutes in the same season. Played for the Penguins from 1988-95, when he was traded to Boston. Signed as a free agent with Philadelphia in July, 2000.

DEFENSEMEN

Dave Burrows. Dependable defensive defenseman who anchored the Pittsburgh blue line for most of the 1970s. Great hockey sense and was rarely caught out of position. Never got the league-wide recognition he deserved. Key member of the 1974-75 Penguins team that recorded 89 points – at that time, the most in club history – and finished sixth in the overall NHL standings. Contributed 24 goals and 108 assists for 132 points in 573 games. Played eight seasons for the Penguins from 1971-78 and 1980-81.

Paul Coffey. The highest-scoring defenseman in NHL history, "Coff" played parts of five seasons with the

MILLENNIUM TEAM

Penguins and helped lead the club to its first Cup in 1990-91. His arrival in a trade from Edmonton in November, 1987, gave Mario Lemieux a bonafide All-Star teammate and helped accelerate the process that turned the Penguins into champions. Scored 440 points in 331 games as a Penguin. Spectacular skater who topped the 90-point mark in each of his three full seasons with the club. Set team records for a defenseman with 30 goals, 83 assists and 113 points in 1988-89. As a Penguin he was named a first-team NHL All-Star in 1988-89 and a second-team NHL All-Star in 1989-90. Although he played the equivalent of only four full seasons here, he still ranks fifth in assists (332) and eighth in points (440) in Penguins history. Traded to Los Angeles in February, 1992. Signed as a free agent with Boston in July, 2000.

Larry Murphy. Cerebral defenseman who was another important building block in the Penguins' rise to NHL prominence in the early 1990s. Acquired from Minnesota along with Peter Taglianetti in a deal for Jim Johnson and Chris Dahlquist in December, 1990. Murphy played key roles on both Stanley Cup championship teams as well as the 1992-93 club that won the President's Trophy. Played four-and-a-half seasons here from 1990-95, recording 301 points in 336 games. Topped the 70-point mark in three straight seasons from 1991-92 through 1993-94, including a career-high 85 points in 1992-93. Twice named a second-team NHL All-Star in his Penguins career (1992-93 and 1994-95). Traded to Toronto in July, 1995. Re-signed with Detroit in July, 2000.

Ulf Samuelsson. Menacing physical presence who was the backbone of the Penguins' defense corps during the Stanley Cup years. Immediate fan favorite when he was acquired from Hartford, along with Ron Francis, on the eve of the 1991 NHL trading deadline. One reporter called him "Jack Lambert on skates." Played four-and-a-half seasons here from 1991-95, recording 11 goals, 94 points and 804 penalty minutes in 277 games, but raw numbers will never tell the full story of his value. Waged legendary battles with Boston's Cam Neely, among others, in the playoffs. Although not known for his offense, scored the Cup-winning goal in an 8-0 romp over Minnesota in the 1991 Stanley Cup finals. Traded to the New York Rangers in August, 1995. Acquired by Philadelphia in 1999.

GOALTENDERS

Tom Barrasso. Backstopped the Penguins to Stanley Cup victories in 1990-91 and 1991-92, including an 8-0 shutout of Minnesota in the decisive game of the '91 finals. Acquired from Buffalo in November, 1988, he played parts of 12 seasons with the Penguins and holds virtually every significant club goaltending record. His achievements include club records for career wins (226), career shutouts (22), career games played (726) and career minutes played (25,883). He also holds Penguins single season records for wins (43 in 1992-93), shutouts (7 in 1997-98), goals-against average (2.07 in 1997-98) and consecutive wins (14 in 1992-93). Named a second-team NHL All-Star in 1992-93. Excelled despite playing most of his career for a team that concentrated on offense. Traded to Ottawa in March, 2000.

Les Binkley. An original Penguin who played five

seasons with a struggling expansion club from 1967-72, Binkley established early team records for single-season shutouts (6) and career shutouts (11) — records that weren't broken until Tom Barrasso came along. In fact, the six shutouts that "Bink" recorded in the club's inaugural season of 1967-68 stood for an amazing 30 years, until Barrasso registered seven in 1997-98. Still ranks fourth all-time among Penguins goaltenders in wins (58) and fourth in games played (196). Posted a career goals-against mark of 3.12. Worked as a scout for the Penguins from 1989 until his retirement in 1999.

COACH

Bob Johnson. Known affectionately as "Badger Bob," Johnson left a remarkable imprint on the franchise despite coaching here for only one season. Oozing with enthusiasm, proclaiming every day as "A Great Day For Hockey," he took a Penguins team that had missed the playoffs seven times in the previous eight years and produced the first Stanley Cup in franchise history in 1990-91. A career coach who also distinguished himself at the University of Wisconsin and with the NHL's Calgary Flames, Johnson was diagnosed with brain cancer in August, 1991 and died three months later. The Penguins dedicated the 1991-92 season in his honor and went on to win their second straight Cup.

GENERAL MANAGER

Craig Patrick. A member of the third generation of hockey's fabled Patrick family, Craig has turned the Penguins into one of the NHL's most consistently successful franchises over the past 11 seasons. Has led the Penguins to two Stanley Cups, five division championships and 10 straight playoff berths since his first full season here in 1990-91. Calm and patient management style enabled the Penguins to reach the second round of the playoffs even while they were in bankruptcy during the 1998-99 season. Posted the NHL's second-best regular season record in the 1990s, trailing only Detroit. Voted NHL Executive of the Year by his peers in 1997-98 and 1998-99. Has kept the Penguins competitive despite the losses of all-time greats such as Lemieux and Francis. Grandfather Lester and father Lynn are in the Hockey Hall of Fame.

PENGUINS HALL OF FAME

The Pittsburgh Penguins Hall of Fame roster grew by two last season when all-time scoring leader Mario Lemieux and original general manager Jack Riley were inducted in a pre-game ceremony at Mellon Arena.

That swelled the ranks of the Hall of Fame to nine – charter members Jean Pronovost, Rick Kehoe and Bob Johnson, as well as Syl Apps, Edward J. DeBartolo, Dave Burrows and Elaine Heufelder.

Pronovost, Kehoe and Johnson were elected as charter members in 1992. Apps was inducted in 1994 and DeBartolo, Burrows and Heufelder were added in 1996.

BOB JOHNSON (1992)

Bob Johnson coached the Penguins to their first Stanley Cup Championship in 1990-91. Johnson, an outstanding college coach and former head coach of the Calgary Flames, became head coach of the Penguins on June 12, 1990, and led the team to its first Patrick Division title with 88 points. The Penguins then went on to win the Patrick Division Playoff title and the Wales Conference Trophy to earn the club's first trip to the Stanley Cup Finals. The Penguins claimed the Cup on May 25, 1991, with an 8-0 win at Minnesota. Johnson became only the second American-born coach to win the Cup. Just three months later, on Nov. 26, 1991, Johnson passed away at his home in Colorado. Thanks in large part to Bob Johnson, it will always be a "Great Day for Hockey" in Pittsburgh.



RICK KEHOE (1992)

Acquired from Toronto on Sept. 13, 1974, Kehoe played 11 seasons with the Penguins (1974-75 to 1984-85). A right wing, he scored a career-high 55 goals in the 1980-81 season. Only Mario Lemieux and Jaromir Jagr have tallied more goals in a single season with the team. With Pittsburgh, Kehoe led the team in goals and points on three occasions. He recorded 25 or more goals in nine of his 11 seasons, while hitting the 30 goal mark five times. With 636 regular season points as a Penguins, Kehoe ranks third in club history, trailing only Lemieux and Jagr. He also ranks third in games (722), fourth in goals (312), sixth in assists (324) third in power play goals (95) and third in hat tricks (8). He played in the NHL All-Star Game twice and won the Lady Byng Trophy in 1981.



JEAN PRONOVOST (1992)

Jean Pronovost played 10 seasons with the Penguins from 1968-78, and has played in more games than any other player in club history (753). A right wing, Pronovost was the first Penguins player to record 50 goals in a season, when he tallied 52 in 1975-76. He led the team in goals five times and points twice, and recorded 20 or more goals in nine of his 10 seasons with the Pens, while playing in 70 or more games in eight of those 10. Pronovost ranks third in club history with 316 goals, fifth in points (603), seventh in assists (287), fifth in power play goals (70) and third in game-winning goals (42). He represented the Penguins in the NHL All-Star Game on four occasions and served as team captain in 1977-78.



PENGUINS HALL OF FAME

SYL APPS (1994)

Syl Apps was acquired from the New York Rangers with Sheldon Kannegiesser in Jan. 1971 in exchange for current Rangers' general manager Glen Sather. He spent six full seasons and part of two others with the Penguins, recording 151 goals, 349 assists and 500 points in 495 regular season games. Apps led the team in scoring three times, and currently ranks ninth on the Penguins career list in goals, fourth in assists, seventh in points, tied for 11th in games played and fifth in short-handed goals (11). He led the Penguins in assists five times, including the 1975-76 season when he notched a career-high 99 points (32+67). He was also the MVP at the 1975 All-Star Game in Montreal. For four seasons, Apps centered the famed "Century Line" that included right wing Jean Pronovost and left wing Lowell MacDonald. The trio combined for 203 points and 84 goals in 1972-73, 239 points and 107 goals in 1973-74, 214 points and 94 goals in 1974-75 and 276 points and 114 goals in 1975-76.



DAVE BURROWS (1996)

Dave Burrows was one of the survivors of a dying breed - the defensive defenseman - and his perfection of the art made him one of the most popular players in Penguins history. The Penguins selected Burrows from the Chicago Blackhawks in the NHL Intra-League Draft in June of 1971. He played with the Penguins through the 1977-78 season, before being traded to Toronto for Randy Carlyle and George Ferguson in June 1978. He was reacquired by Pittsburgh in November of 1980, and remained with the team through the 1981-82 season. Overall, he played in 724 games with Pittsburgh and Toronto, collecting 29 goals and 135 assists for 164 points. Burrows totaled just 377 penalty minutes in his career, along with just six in 29 playoff games. With the Penguins, he recorded 132 points (24+108) in 573 games and four points (1+3) in 20 post-season contests. Burrows played in the 1974 and 1976 All-Star Games, and was chosen to play for Team Canada in 1976.



EDWARD J. DeBARTOLO (1996)

Edward J. DeBartolo bought one-third ownership in the Penguins in 1977, then purchased the team outright one year later. The brightest moment during his tenure was the team's first Stanley Cup championship in 1991. With patience and perseverance, the DeBartolo franchise endured a streak of six consecutive seasons without a playoff berth, before beginning to rebound in the late 1980's, coming within one game of the conference final in 1989. DeBartolo sold the team to Howard Baldwin, Morris Belzberg and Thomas Ruta in Nov. 1991. He was selected as the Vectors/Pittsburgh Man of the Year in 1983, was named Youngstown State's Distinguished Citizen in 1984 and was a 1985 recipient of the Ohio Governor's Award. In 1986, DeBartolo was among 80 people chosen to receive the Ellis Island Medal of Honor, presented to American citizens who have distinguished themselves and preserved the values of their heritage. DeBartolo passed away on Dec. 19, 1994 at the age of 85.



ELAINE HEUFELDER (1996)

Elaine Heufelder has served the Penguins and Mellon Arena for more than 35 years. She was the executive assistant for the Civic Arena's first building manager, Charles Strong, and worked with Paul Martha, Edward J. DeBartolo, Sr., Roger Marino and now Mario Lemieux. Throughout her career, she has played a key role in the operation of the building and the team's front office.



MARIO LEMIEUX (1999)

One wag called this "the all-time no brainer in the history of hall of fames." Lemieux is simply the greatest player in Penguins history, the club's all-time leading scorer and the captain of Pittsburgh's two Stanley Cup championship teams in 1990-91 and 1991-92. Drafted first overall in 1984, Lemieux recorded 613 goals and 881 assists for 1,494 points in 745 games over 12 seasons. He won six NHL scoring championships, three MVP trophies, two Conn Smythe trophies as MVP of the playoffs, and the Calder Trophy as rookie of the year in 1984-85. He also became the only player in NHL history to average more than two points a game for his career. Lemieux then led an ownership group that bought the club out of bankruptcy in 1999 and currently serves as chairman of the board, CEO and president.



JACK RILEY (1999)

Jack Riley was there from the very beginning. The original general manager of the Penguins, Jack assembled the first team in franchise history in 1967 and served two stints as GM – from 1967-70 and again from 1972-74. He also was team president from 1970-72. A respected figure throughout the hockey world, Jack still serves as a consultant for the American Hockey League and the International Hockey League. "Jack was the one to pave the way for our organization," said Lemieux, his Hall of Fame classmate. "He gave us the opportunity to have a successful franchise."






Photo Courtesy of Bruce Bennett Studios

1998 Art Ross Trophy

PITTSBURGH PENGUINS STANLEY CUP CHAMPIONSHIP TEAMS

1990-91 Season

1991-92 Season

(Names in the order they appear on the Stanley Cup)

1991

Edward J. DeBartolo, Owner; Marie Denise DeBartolo York, President; Paul Martha, Vice President; Craig Patrick, General Manager; Scott Bowman, Director of Player Development and Recruitment; Bob Johnson, Head Coach; Rick Kehoe, Rick Patterson, Barry Smith, Assistant Coaches; Gilles Meloche, Greg Malone, Scouts; Skip Thayer, Trainer; Steve Latin, Equipment Manager; John Welday, Strength and Conditioning Coach; Mario Lemieux, Captain; Paul Coffey, Randy Hillier, Bob Errey, Alternate Captains; Tom Barrasso, Phil Bourque, Jay Caufield, Ron Francis, Randy Gilhen, Jiri Hrdina, Jaromir Jagr, Grant Jennings, Troy Loney, Joe Mullen, Larry Murphy, Jim Paek, Frank Pietrangelo, Barry Pederson, Mark Recchi, Gord Roberts, Ulf Samuelsson, Paul Stanton, Kevin Stevens, Peter Taglianetti, Bryan Trottier, Scott Young, Wendell Young

1992

Howard Baldwin, Morris Belzberg, Thomas Ruta, Owners; Donn Patton, Executive Vice President/CFO; Paul Martha, Executive Vice President/General Counsel; Craig Patrick, Executive Vice President/General Manager; Bob Johnson, Head Coach; Scott Bowman, Director of Player Development and Interim Coach; Rick Kehoe, Rick Patterson, Gilles Meloche, Barry Smith, Pierre McGuire, Assistant Coaches; Steve Latin, Equipment Manager; Skip Thayer, Trainer; John Welday, Strength and Conditioning Coach; Greg Malone, Les Binkley, Charlie Hodge, John Gill, Ralph Cox, Scouts; Mario Lemieux, Captain; Ron Francis, Bryan Trottier, Kevin Stevens, Bob Errey, Alternate Captains; Phil Bourque, Troy Loney, Rick Tocchet, Joe Mullen, Jaromir Jagr, Jiri Hrdina, Shawn McEachern, Ulf Samuelsson, Kjell Samuelsson, Larry Murphy, Gord Roberts, Jim Paek, Paul Stanton, Tom Barrasso, Ken Wregget, Jay Caufield, Jamie Leach, Wendell Young, Grant Jennings, Peter Taglianetti, Jock Callander, Dave Michayluk, Mike Needham, Jeff Chychrun, Ken Priestlay, Jeff Daniels

PLAYOFF RESULTS

1968 Did Not Qualify for Playoffs

1969 Did Not Qualify for Playoffs

1970 Quarterfinals vs. Oakland (Pittsburgh won series, 4-0)

Apr. 8	Oakland	1	at	Pittsburgh	2	W
Apr. 9	Oakland	1	at	Pittsburgh	3	W
Apr. 11	Pittsburgh	5	at	Oakland	2	W
Apr. 12	Pittsburgh	3	at	Oakland	2 (OT)	W

Semifinals vs. St. Louis (St. Louis won series, 4-2)

Apr. 19	Pittsburgh	1	at	St. Louis	3	L
Apr. 21	Pittsburgh	1	at	St. Louis	4	L
Apr. 23	St. Louis	2	at	Pittsburgh	3	W
Apr. 26	St. Louis	1	at	Pittsburgh	2	W
Apr. 28	Pittsburgh	0	at	St. Louis	5	L
Apr. 30	St. Louis	4	at	Pittsburgh	3	L

1971 Did Not Qualify for Playoffs

1972 Quarterfinals vs. Chicago (Chicago won series, 4-0)

Apr. 5	Pittsburgh	1	at	Chicago	3	L
Apr. 6	Pittsburgh	2	at	Chicago	3	L
Apr. 8	Chicago	2	at	Pittsburgh	0	L
Apr. 9	Chicago	6	at	Pittsburgh	5 (OT)	L

1973 Did Not Qualify for Playoffs

1974 Did Not Qualify for Playoffs

1975 Preliminary Round vs. St. Louis (Pittsburgh won series, 2-0)

Apr. 8	St. Louis	3	at	Pittsburgh	4	W
Apr. 10	Pittsburgh	5	at	St. Louis	3	W

Quarterfinals vs. NY Islanders (NY Islanders won series, 4-3)

Apr. 13	NY Islanders	4	at	Pittsburgh	5	W
Apr. 15	NY Islanders	1	at	Pittsburgh	3	W
Apr. 17	Pittsburgh	6	at	NY Islanders	4	W
Apr. 20	Pittsburgh	1	at	NY Islanders	3	L
Apr. 22	NY Islanders	4	at	Pittsburgh	2	L
Apr. 24	Pittsburgh	1	at	NY Islanders	4	L
Apr. 26	NY Islanders	1	at	Pittsburgh	0	L

1976 Preliminary Round vs. Toronto (Toronto won series, 2-1)

Apr. 6	Pittsburgh	1	at	Toronto	4	L
Apr. 8	Toronto	0	at	Pittsburgh	2	W
Apr. 9	Pittsburgh	0	at	Toronto	4	L

1977 Preliminary Round vs. Toronto (Toronto won series, 2-1)

Apr. 5	Toronto	4	at	Pittsburgh	2	L
Apr. 7	Pittsburgh	6	at	Toronto	4	W
Apr. 9	Toronto	5	at	Pittsburgh	2	L

1978 Did Not Qualify for Playoffs

1979 Preliminary Round vs. Buffalo (Pittsburgh won series, 2-1)

Apr. 10	Pittsburgh	4	at	Buffalo	3	W
Apr. 12	Buffalo	3	at	Pittsburgh	1	L
Apr. 14	Pittsburgh	4	at	Buffalo	3 (OT)	W

Quarterfinals vs. Boston (Boston won series, 4-0)

Apr. 16	Pittsburgh	2	at	Boston	6	L
Apr. 18	Pittsburgh	3	at	Boston	4	L
Apr. 21	Boston	2	at	Pittsburgh	1	L
Apr. 22	Boston	4	at	Pittsburgh	1	L

1980 Preliminary Round vs. Boston (Boston won series, 3-2)

Apr. 8	Pittsburgh	4	at	Boston	2	W
Apr. 10	Pittsburgh	1	at	Boston	4	L
Apr. 12	Boston	1	at	Pittsburgh	4	W
Apr. 13	Boston	8	at	Pittsburgh	3	L
Apr. 14	Pittsburgh	2	at	Boston	6	L

1981 Preliminary Round vs. St. Louis (St. Louis won series, 3-2)

Apr. 8	Pittsburgh	2	at	St. Louis	4	L
Apr. 9	Pittsburgh	6	at	St. Louis	4	W
Apr. 11	St. Louis	5	at	Pittsburgh	4	L
Apr. 12	St. Louis	3	at	Pittsburgh	6	W
Apr. 14	Pittsburgh	3	at	St. Louis	4 (2OT)	L

1982 Preliminary Round vs. NY Islanders (NY Islanders won series, 3-2)

Apr. 7	Pittsburgh	1	at	NY Islanders	8	L
Apr. 8	Pittsburgh	2	at	NY Islanders	7	L
Apr. 10	NY Islanders	1	at	Pittsburgh	2 (OT)	W
Apr. 11	NY Islanders	2	at	Pittsburgh	5	W
Apr. 14	Pittsburgh	3	at	NY Islanders	4 (OT)	L

1983 Did Not Qualify for Playoffs**1984** Did Not Qualify for Playoffs**1985** Did Not Qualify for Playoffs**1986** Did Not Qualify for Playoffs**1987** Did Not Qualify for Playoffs**1988** Did Not Qualify for Playoffs**1989** Patrick Division Semifinals vs. NY Rangers (Pittsburgh won series, 4-0)

Apr. 5	NY Rangers	1	at	Pittsburgh	3	W
Apr. 6	NY Rangers	4	at	Pittsburgh	7	W
Apr. 8	Pittsburgh	5	at	NY Rangers	3	W
Apr. 9	Pittsburgh	4	at	NY Rangers	3	W

Patrick Division Finals vs. Philadelphia (Philadelphia won, 4-3)

Apr. 17	Philadelphia	3	at	Pittsburgh	4	W
Apr. 19	Philadelphia	4	at	Pittsburgh	2	L
Apr. 21	Pittsburgh	4	at	Philadelphia	3 (OT)	W
Apr. 23	Pittsburgh	1	at	Philadelphia	4	L
Apr. 25	Philadelphia	7	at	Pittsburgh	10	W
Apr. 27	Pittsburgh	2	at	Philadelphia	6	L
Apr. 29	Philadelphia	4	at	Pittsburgh	1	L

1990 Did Not Qualify for Playoffs

1991

Patrick Division Semifinals vs. New Jersey (Pittsburgh won series, 4-3)

Apr. 3	New Jersey	3	at	Pittsburgh	1	L
Apr. 5	New Jersey	4	at	Pittsburgh	5 (OT)	W
Apr. 7	Pittsburgh	4	at	New Jersey	3	W
Apr. 9	Pittsburgh	1	at	New Jersey	4	L
Apr. 11	New Jersey	4	at	Pittsburgh	2	L
Apr. 13	Pittsburgh	4	at	New Jersey	3	W
Apr. 15	New Jersey	0	at	Pittsburgh	4	W

Patrick Division Finals vs. Washington (Pittsburgh won series, 4-1)

Apr. 17	Washington	4	at	Pittsburgh	2	L
Apr. 19	Washington	6	at	Pittsburgh	7 (OT)	W
Apr. 21	Pittsburgh	3	at	Washington	1	W
Apr. 23	Pittsburgh	3	at	Washington	1	W
Apr. 25	Washington	1	at	Pittsburgh	4	W

Prince of Wales Conference Finals vs. Boston (Pittsburgh won series, 4-2)

May 1	Pittsburgh	3	at	Boston	6	L
May 3	Pittsburgh	4	at	Boston	5 (OT)	L
May 5	Boston	1	at	Pittsburgh	4	W
May 7	Boston	1	at	Pittsburgh	4	W
May 9	Pittsburgh	7	at	Boston	2	W
May 11	Boston	3	at	Pittsburgh	5	W

Stanley Cup Finals vs. Minnesota (Pittsburgh won series, 4-2)

May 15	Minnesota	5	at	Pittsburgh	4	L
May 17	Minnesota	1	at	Pittsburgh	4	W
May 19	Pittsburgh	1	at	Minnesota	3	L
May 21	Pittsburgh	5	at	Minnesota	3	W
May 23	Minnesota	4	at	Pittsburgh	6	W
May 25	Pittsburgh	8	at	Minnesota	0	W

1992

Patrick Division Semifinals vs. Washington (Pittsburgh won series, 4-3)

Apr. 19	Pittsburgh	1	at	Washington	3	L
Apr. 21	Pittsburgh	2	at	Washington	6	L
Apr. 23	Washington	4	at	Pittsburgh	6	W
Apr. 25	Washington	7	at	Pittsburgh	2	L
Apr. 27	Pittsburgh	5	at	Washington	2	W
Apr. 29	Washington	4	at	Pittsburgh	6	W
May 1	Pittsburgh	3	at	Washington	1	W

Patrick Division Finals vs. NY Rangers (Pittsburgh won series, 4-2)

May 3	Pittsburgh	4	at	NY Rangers	2	W
May 5	Pittsburgh	2	at	NY Rangers	4	L
May 7	NY Rangers	6	at	Pittsburgh	5 (OT)	L
May 9	NY Rangers	4	at	Pittsburgh	5 (OT)	W
May 11	Pittsburgh	3	at	NY Rangers	2	W
May 13	NY Rangers	1	at	Pittsburgh	5	W

Prince of Wales Conference Finals vs. Boston (Pittsburgh won series, 4-0)

May 17	Boston	3	at	Pittsburgh	4(OT)	W
May 19	Boston	2	at	Pittsburgh	5	W
May 21	Pittsburgh	5	at	Boston	1	W
May 23	Pittsburgh	5	at	Boston	1	W

Stanley Cup Finals vs. Chicago (Pittsburgh won series, 4-0)

May 26	Chicago	4	at	Pittsburgh	5	W
May 28	Chicago	1	at	Pittsburgh	3	W
May 30	Pittsburgh	1	at	Chicago	0	W
June 1	Pittsburgh	6	at	Chicago	5	W

1993 Patrick Division Semifinals vs. New Jersey (Pittsburgh won series, 4-1)

Apr. 18	New Jersey	3	at	Pittsburgh	6	W
Apr. 20	New Jersey	0	at	Pittsburgh	7	W
Apr. 22	Pittsburgh	4	at	New Jersey	3	W
Apr. 25	Pittsburgh	1	at	New Jersey	4	L
Apr. 26	New Jersey	3	at	Pittsburgh	5	W

Patrick Division Finals vs. NY Islanders (NY Islanders won series, 4-3)

May 2	NY Islanders	3	at	Pittsburgh	2	L
May 4	NY Islanders	0	at	Pittsburgh	3	W
May 6	Pittsburgh	3	at	NY Islanders	1	W
May 8	Pittsburgh	5	at	NY Islanders	6	L
May 10	NY Islanders	3	at	Pittsburgh	6	W
May 12	Pittsburgh	5	at	NY Islanders	7	W
May 14	NY Islanders	4	at	Pittsburgh	3 (OT)	L

1994 Eastern Conference Quarterfinals vs. Washington (Washington won series, 4-2)

Apr. 17	Washington	5	at	Pittsburgh	3	L
Apr. 19	Washington	1	at	Pittsburgh	2	W
Apr. 21	Pittsburgh	0	at	Washington	2	L
Apr. 23	Pittsburgh	1	at	Washington	4	L
Apr. 25	Washington	2	at	Pittsburgh	3	W
Apr. 27	Pittsburgh	3	at	Washington	6	L

1995 Eastern Conference Quarterfinals vs. Washington (Pittsburgh won series, 4-3)

May 6	Washington	5	at	Pittsburgh	4	L
May 8	Washington	3	at	Pittsburgh	5	W
May 10	Pittsburgh	2	at	Washington	6	L
May 12	Pittsburgh	2	at	Washington	6	L
May 14	Washington	5	at	Pittsburgh	6 (OT)	W
May 16	Pittsburgh	7	at	Washington	1	W
May 18	Washington	0	at	Pittsburgh	3	W

Eastern Conference Semifinals vs. New Jersey (New Jersey won series, 4-1)

May 20	New Jersey	2	at	Pittsburgh	3	W
May 22	New Jersey	4	at	Pittsburgh	2	L
May 24	Pittsburgh	1	at	New Jersey	5	L
May 26	Pittsburgh	1	at	New Jersey	2 (OT)	L
May 28	New Jersey	4	at	Pittsburgh	1	L

1996 Eastern Conference Quarterfinals vs. Washington (Pittsburgh won series, 4-2)

Apr. 17	Washington	6	at	Pittsburgh	4	L
Apr. 19	Washington	5	at	Pittsburgh	3	L
Apr. 22	Pittsburgh	4	at	Washington	1	W
Apr. 24	Pittsburgh	3	at	Washington	2 (4OT)	W
Apr. 26	Washington	1	at	Pittsburgh	4	W
Apr. 28	Pittsburgh	3	at	Washington	2	W

Eastern Conference Semifinals vs. NY Rangers (Pittsburgh won series, 4-1)

May 3	NY Rangers	3	at	Pittsburgh	4	W
May 5	NY Rangers	6	at	Pittsburgh	3	L
May 7	Pittsburgh	3	at	NY Rangers	2	W
May 9	Pittsburgh	4	at	NY Rangers	1	W
May 11	NY Rangers	3	at	Pittsburgh	7	W

Eastern Conference Finals vs. Florida (Florida won series, 4-3)

May 18	Florida	5	at	Pittsburgh	1	L
May 20	Florida	2	at	Pittsburgh	3	W
May 24	Pittsburgh	2	at	Florida	5	L
May 26	Pittsburgh	2	at	Florida	1	W
May 28	Florida	0	at	Pittsburgh	3	W
May 30	Pittsburgh	3	at	Florida	4	L
June 1	Florida	3	at	Pittsburgh	1	L

1997 Eastern Conference Quarterfinals vs. Philadelphia (Philadelphia won series, 4-1)

Apr. 17	Pittsburgh	1	at	Florida	5	L
Apr. 19	Pittsburgh	2	at	Philadelphia	3	L
Apr. 21	Philadelphia	5	at	Pittsburgh	3	L
Apr. 23	Philadelphia	1	at	Pittsburgh	4	W
Apr. 26	Pittsburgh	3	at	Philadelphia	6	L

1998 Eastern Conference Quarterfinals vs. Montreal (Montreal won series, 4-2)

Apr. 23	Montreal	3	at	Pittsburgh	2 (OT)	L
Apr. 25	Montreal	1	at	Pittsburgh	4	W
Apr. 27	Pittsburgh	1	at	Montreal	3	L
Apr. 29	Pittsburgh	6	at	Montreal	3	W
May 1	Montreal	5	at	Pittsburgh	2	L
May 3	Pittsburgh	0	at	Montreal	3	L

1999 Eastern Conference Quarterfinals vs. New Jersey (Pittsburgh won series, 4-3)

Apr. 22	Pittsburgh	1	at	New Jersey	3	L
Apr. 24	Pittsburgh	4	at	New Jersey	1	W
Apr. 25	New Jersey	2	at	Pittsburgh	4	W
Apr. 27	New Jersey	4	at	Pittsburgh	2	L
Apr. 30	Pittsburgh	3	at	New Jersey	4	L
May 2	New Jersey	2	at	Pittsburgh	3 (OT)	W
May 4	Pittsburgh	4	at	New Jersey	2	W

Eastern Conference Semifinals vs. Toronto (Toronto won series, 4-2)

May 7	Pittsburgh	2	at	Toronto	0	W
May 9	Pittsburgh	2	at	Toronto	4	L
May 11	Toronto	3	at	Pittsburgh	4	W
May 13	Toronto	3	at	Pittsburgh	2 (OT)	L
May 15	Pittsburgh	1	at	Toronto	4	L
May 17	Toronto	4	at	Pittsburgh	3 (OT)	L

2000 Eastern Conference Quarterfinals vs. Washington (Pittsburgh won series, 4-1)

Apr. 13	Pittsburgh	7	at	Washington	0	W
Apr. 15	Washington	1	at	Pittsburgh	2 (OT)	W
Apr. 17	Washington	3	at	Pittsburgh	4	W
Apr. 19	Pittsburgh	2	at	Washington	3	L
Apr. 21	Pittsburgh	2	at	Washington	1	W

Eastern Conference Semifinals vs. Philadelphia (Philadelphia won series, 4-2)

Apr. 27	Pittsburgh	2	at	Philadelphia	0	W
Apr. 29	Pittsburgh	4	at	Philadelphia	1	W
May 2	Philadelphia	4	at	Pittsburgh	3 (OT)	L
May 4	Philadelphia	2	at	Pittsburgh	1 (SOT)	L
May 7	Pittsburgh	3	at	Philadelphia	6	L
May 9	Philadelphia	2	at	Pittsburgh	1	L

PLAYOFF RECORD VS. EACH TEAM

OPPONENT	SERIES	W	L	GP	W	L	GF	GA	LAST SERIES
Washington	6	5	1	36	22	14	123	111	2000 CQF - Won 4-1
New Jersey	4	3	1	24	13	11	73	69	1993 CQF Won 4-3
Boston	4	2	2	19	10	9	67	62	1992 SF Won 4-0
NY Rangers	3	3	0	15	12	3	64	45	1996 CSF Won 4-1
St. Louis	3	1	2	13	6	7	40	45	1981 PR Lost 3-2
NY Islanders	3	0	3	19	8	11	58	67	1993 DF Lost 4-3
Toronto	3	0	3	12	4	8	27	39	1999 CSF Lost 4-2
Chicago	2	1	1	8	4	4	23	23	1992 F Won 4-0
Buffalo	1	1	0	3	2	1	9	9	1979 PR Won 2-1
Minnesota	1	1	0	6	4	2	28	16	1991 F Won 4-2
Oakland	1	1	0	4	4	0	13	8	1970 QF Won 4-0
Florida	1	0	1	7	3	4	15	20	1996 CF Lost 4-3
Montreal	1	0	1	6	2	4	15	18	1998 CQF - Lost 4-2
Philadelphia	3	0	3	18	6	12	51	66	2000 CSF - Lost 4-2
TOTAL	36	18	18	190	100	90	606	596	

COACHES PLAYOFF RECORDS

COACHES	SERIES	W-L	GAMES	W-L
Bob Johnson	4	4-0	24	18-8
Scott Bowman	6	5-1	33	23-10
Eddie Johnston	8	3-5	46	22-24
Gene Ubriaco	2	-1	11	7-4
Herb Brooks	2	-1	11	6-5
Marc Boileau	2	-1	9	5-4
Kevin Constantine	3	-2	19	8-11
Red Kelly	3	-2	14	6-8
Johnny Wilson	3	-2	12	4-8
Ken Schinkel	2	0-2	6	2-4
Craig Patrick	1	0-1	5	1-4
TOTAL	36	18-18	190	100-90

PLAYOFF RECORD BY GAME

	OVERALL	HOME	ROAD
GAME ONE	16-20	10-10	6-10
GAME TWO	21-15	16-5	5-10
GAME THREE	21-14	8-7	13-7
GAME FOUR	16-16	6-7	10-9
GAME FIVE	14-12	10-9	4-8
GAME SIX	8-9	4-3	4-6
GAME SEVEN	4-4	2-4	2-0
TOTAL	100-90	56-40	44-50

SERIES PLAYED

W-L

Record in Stanley Cup Finals	2	2-0
Record in Semifinals/Conference Finals	4	2-2
Record in Quarterfinals/Division Finals	12	4-8
Record in Preliminary Round/Division Semifinals/Conference Quarterfinals	18	10-8
Record in Two-Game Series	1	1-0
Record in Three-Game Series	3	1-2
Record in Four-Game Series	6	4-2
Record in Five-Game Series	9	4-5
Record in Six-Game Series	9	4-5
Record in Seven-Game Series	8	4-4

- NHL record * - Ties NHL record

CAREER PLAYOFF SCORING

Player	GP	G	A	PTS	PIM	Player	GP	G	A	PTS	PIM
1. Mario Lemieux	89	70	85	155	83	80. Jim Paek	27	1	4	5	8
2. JAROMIR JAGR	124	63	72	135	103	81. Gord Roberts	43	1	4	5	95
3. Kevin Stevens	86	43	57	100	150	82. Tom Bladen	8	0	5	5	2
4. Ron Francis	97	32	68	100	67	83. Jim Johnson	11	0	5	5	44
5. Larry Murphy	74	15	57	72	73	84. Pat Bouette	5	3	1	4	8
6. Rick Tocchet	32	15	22	37	68	85. Nick Habaruk	14	3	1	4	20
7. Mark Recchi	24	10	24	34	33	86. Mario Paurbaert	10	2	2	4	6
8. MARTIN STRAKA	47	14	19	33	22	87. Duane Rupp	10	2	2	4	8
9. Joe Mullen	62	16	15	31	20	88. Dave Burrows	20	1	3	4	16
10. Paul Coffey	23	4	22	26	37	89. Joe Dziedzic	21	1	3	4	23
11. Phil Bourque	56	13	12	25	107	90. Francois Leroux	33	1	3	4	34
12. Petr Nedved	23	11	12	23	28	91. Fredrik Olausson	11	0	4	4	2
13. Troy Loney	56	8	14	22	97	92. Keith McCreary	11	0	4	4	6
14. Rick Kehoe	37	4	17	21	2	93. Bob Leiter	4	3	0	3	0
15. Rob Brown	41	9	10	19	34	94. Jim Hamilton	6	3	0	3	0
16. Jean Pronovost	29	9	9	18	12	95. Eddie Olczyk	11	2	0	3	16
17. ALEXEI KOVALEV	21	6	12	18	24	96. Andre St. Laurent	5	2	1	3	9
18. JANHARDINA	22	8	9	17	14	97. Blair Chapman	10	2	1	3	8
19. Shawn McEachern	66	6	11	17	24	98. Troy Murray	19	2	1	3	12
20. Ulf Samuelsson	66	4	12	16	123	99. Brad Werenka	19	2	1	3	14
21. Sergei Zubov	18	1	14	15	26	100. Chris Joseph	25	2	1	3	20
22. George Ferguson	22	4	11	15	33	101. Wally Boyer	10	1	2	3	0
23. Rod Schutt	22	8	6	14	26	102. Don McCallum	10	1	2	3	12
24. Bryan Trottier	46	7	8	14	57	103. Roy Woytowich	10	1	2	3	2
25. Randy Carlyle	22	6	8	14	41	104. ALESEY MOROZOV	21	1	2	3	2
26. Ron Schock	29	2	12	14	23	105. Jason Woolley	5	0	3	3	0
27. Bob Eray	49	9	4	13	51	106. Greg Hotham	5	0	3	3	6
28. Ron Stackhouse	32	5	8	13	38	107. Jim Morrison	8	0	3	3	10
29. JIRI SEGR	29	3	10	13	33	108. Russ Ancerson	10	0	3	3	28
30. Tomas Sandstrom	36	7	5	12	50	109. Bryan Hextall	14	0	3	3	43
31. Paul Stanton	44	2	10	12	66	110. JOSEF BERANEK	16	0	3	3	6
32. Luc Robitaille	12	7	7	11	26	111. Mike Needham	14	2	0	2	4
33. Gregg Sheppard	17	4	7	11	2	112. Stan Gilbertson	3	1	1	2	2
34. John Cullen	20	3	8	11	36	113. Nick Libbert	5	1	1	2	0
35. Jock Callander	22	3	8	11	12	114. Rick MacLeish	5	1	1	2	5
36. ROBERT LANG	29	3	8	11	2	115. Kevin McClelland	5	1	1	2	5
37. Pierre Larouche	15	2	9	11	2	116. Bob Stewart	5	1	1	2	2
38. Lowell MacDonald	17	4	10	8	36	117. RINIE CORBET	7	1	1	2	9
39. JJ Daigneault	15	1	9	10	36	118. Dave Michayuk	7	1	1	2	0
40. Dan Quinn	11	6	3	9	10	119. Pat Price	10	1	1	2	49
41. Bob Kelly	15	6	3	9	23	120. Brad Lauer	12	1	1	2	4
42. Byar Smolinski	18	5	4	9	10	121. DARIUS KASPARAITIS	2	1	1	2	24
43. Kip Miller	13	2	7	9	19	122. Grant Jennings	38	1	1	2	38
44. Dave Roche	16	2	7	9	51	123. Danny Esestrand	4	0	2	2	0
45. Colin Campbell	19	2	7	9	51	124. Greg Polis	4	0	2	2	0
46. Zarek Zaslavski	1	1	8	9	13	125. Glen Sather	10	0	2	2	17
47. Michel Briere	0	5	3	8	17	126. BOB BOUGHNER	11	0	2	2	15
48. Mike Bullard	9	4	4	8	4	127. Gord Dineen	11	0	2	2	8
49. Sy Apps	19	4	4	8	23	128. Val Fonteyne	14	0	2	2	64
50. Kevin Hatcher	24	4	4	8	20	129. MATTHEW BARNABY	24	0	2	2	2
51. German Titov	11	3	5	8	4	130. JOHN SLANEY	2	1	0	1	2
52. Randy Cunneynworth	11	3	5	8	26	131. Len Barrie	4	0	1	8	8
53. Greg Malone	18	3	5	8	32	132. Greg Johnson	5	1	0	1	2
54. Glen Murray	18	2	6	8	10	133. Peter Lalramboise	9	1	0	1	0
55. Peter Taglianetti	39	1	7	8	83	134. Pat Faloon	10	1	0	1	2
56. Peter Lee	19	0	8	8	4	135. Greg Andrusak	12	1	0	1	6
57. Chris Tamer	37	0	8	8	52	136. Bobby Dallas	13	1	0	1	6
58. Ken Schinkel	13	6	1	7	4	137. Dan Kesa	13	1	0	1	0
59. Vic Hadfield	10	5	2	7	11	138. Randy Gilhen	16	1	0	1	14
60. Mark Johnson	10	4	3	7	6	139. Pete Malowich	2	0	1	1	0
61. Stu Barnes	11	3	4	7	2	140. Don Awrey	3	0	1	1	0
62. Paul Gardner	10	2	5	7	10	141. Wayne Bianchin	3	0	1	1	6
63. Dean Prentice	12	7	5	7	8	142. Jacques Cossette	3	0	1	1	4
64. Scott Young	17	7	6	7	2	143. Dave McLlwain	3	0	1	1	0
65. Kjel Samuelsson	44	0	7	7	72	144. Ed Van Impe	3	0	1	1	2
66. Tom Barasso	101	0	7	7	36	145. Tim Horton	4	0	1	1	2
67. Gary McAdam	12	3	3	6	9	146. Al McDonough	4	0	1	1	0
68. Chuck Arnason	9	2	4	6	4	147. Eddie Shack	4	0	1	1	15
69. JANNIE LAUKKANEN	11	2	4	6	10	148. Frank Pietrangelo	5	0	1	1	2
70. Jiri Hrdina	35	2	4	6	22	149. Gary Rissling	5	0	1	1	4
71. IAN MORAN	43	1	5	6	16	150. Greg Brown	6	0	1	1	4
72. Mike Ramsey	13	0	6	6	4	151. Barry Wilens	6	0	1	1	4
73. Orest Kucrachuk	7	4	1	5	7	152. Marc Chorney	7	0	1	1	2
74. Jeff Daniels	12	3	2	5	0	153. Bob Paradise	7	0	1	1	7
75. Kevin Miller	18	3	2	5	8	154. Bob McNamara	8	0	1	1	6
76. Tyler Wright	30	3	2	5	40	155. Dennis Owchar	8	0	1	1	6
77. Ross Lonsberry	17	2	3	5	13	156. Dave Hannan	8	0	1	1	4
78. Norm Maciver	12	1	4	5	8	157. Paul Baxter	10	0	1	1	42
79. Dave Tippett	12	1	4	5	16	158. Tracy Pratt	10	0	1	1	51

PLAYOFF HISTORY

CAREER PLAYOFF SCORING

Player	GP	G	A	PTS	PIM	Player	GP	G	A	PTS	PIM
159. Alex Hicks	11	0	1	0	4	191. Michel Plasse	3	0	0	0	0
160. HANSJONSSON	11	0	1	0	6	192. A. Smith	3	0	0	0	0
161. Dmitri Mironov	15	0	1	0	10	193. Stefan Bengkvist	4	0	0	0	2
162. Randy Hillier	17	0	1	0	73	194. Steve Cardwell	4	0	0	0	2
163. Neil Wilkinson	20	0	1	0	18	195. Kim Davis	4	0	0	0	0
164. Ken Wregget	26	0	1	1	9	196. Pat Graham	4	0	0	0	2
165. Drake Berehowsky	1	0	0	0	0	197. Richard Park	4	0	0	0	2
166. Larry DePalma	1	0	0	0	0	198. Jim Rutherford	4	0	0	0	0
167. Steve Dykstra	1	0	0	0	2	199. Mike Stapleton	4	0	0	0	0
168. Maxim Galanov	1	0	0	0	0	200. Dale Tallon	4	0	0	0	4
169. Steve Gatzos	1	0	0	0	0	201. Michel Dion	5	0	0	0	0
170. Tuomas Gronman	1	0	0	0	0	202. Rusty Fitzgerald	5	0	0	0	4
171. Greg Hawgood	1	0	0	0	0	203. Pat Hughes	5	0	0	0	21
172. Victor Ignatjev	1	0	0	0	2	204. Sean Pronger	5	0	0	0	4
173. Andreas Johansson	1	0	0	0	0	205. Doug Brown	6	0	0	0	2
174. Paul Marshall	1	0	0	0	0	206. Les Binkley	7	0	0	0	0
175. Peter Skucra	1	0	0	0	0	207. Bob Blackburn	7	0	0	0	4
176. Wendell Young	1	0	0	0	0	208. MARTIN SONNENBERG	7	0	0	0	0
177. Richard Zemlak	1	0	0	0	10	209. Jim McKenzie	8	0	0	0	4
178. Mike Corrigan	2	0	0	0	0	210. Alek Sjojenov	9	0	0	0	19
179. Chris Dahlquist	2	0	0	0	0	211. Rod Buskas	10	0	0	0	23
180. Todd Hlusko	2	0	0	0	0	212. Dennis Herron	10	0	0	0	5
181. Lex Hudson	2	0	0	0	0	213. Greg Millen	10	0	0	0	0
182. MICHAL ROZSIVAL	2	0	0	0	4	214. Peter Popovic	10	0	0	0	10
183. Bob Simpson	2	0	0	0	0	215. Mike Hucson	11	0	0	0	6
184. Larry Bignell	3	0	0	0	2	216. Ron Tugnutt	11	0	0	0	2
185. Brian Bonin	3	0	0	0	0	217. Lew Morrison	11	0	0	0	0
186. Randy Boyd	3	0	0	0	11	218. Jay Caulfield	14	0	0	0	30
187. Kim Clackson	3	0	0	0	37	219. Bryan Watson	14	0	0	0	38
188. Corey Foster	3	0	0	0	4	BENCH					38
189. Craig Muni	3	0	0	0	0						
190. Simon Nole	3	0	0	0	0	TOTALS	190	606	1016	1622	3755

CAREER PLAYOFF GOALTENDING

PLAYER	GP	MP	GF	GA	ENG	SO	SAVES	GAA	VAL
Wendell Young	1	39	1	1	0	0	10	1.54	0-0
Ron Tugnutt	11	746	29	22	0	2	376	1.77	6-5
Les Binkley	7	428	8	15	0	0	183	2.10	5-2
Gary Inness	9	540	27	24	3	0	273	2.67	5-4
Michel Plasse	3	180	3	8	0	1	85	2.67	1-2
Ken Wregget	26	1597	82	81	4	1	816	2.86	14-11
Tom Barrasso	101	5918	334	286	12	6	2523	2.93	56-42
Peter Skucra	1	20	2	1	0	0	10	3.00	0-0
Fran k Pietrangelo	5	288	9	15	1	1	133	3.13	4-1
A. Smith	3	180	5	10	0	0	79	3.33	1-2
Dennis Herron	10	601	26	36	3	0	298	3.49	3-7
Jim Rutherford	4	240	8	14	0	0	131	3.50	0-4
Greg Millen	10	625	35	40	1	0	297	3.84	4-6
Michel Dion	5	310	13	22	0	0	164	4.26	2-3
TOTALS	190	11712	606	596	24	11	5378	2.95	100-90

CAREER PLAYOFF LEADERS

GAMES PLAYED

1. JAGR	124
2. Barrasso	101
3. Francis	97
4. Lemieux	89
5. Stevens	86

POWERPLAY GOALS

1. Lemieux	28
2. Stevens	18
3. JAGR	17
4. Murphy	10

GOALKEEPING

1. Barrasso	56
2. Wregget	13
3. Tugnutt	6

GOALS

1. Lemieux	70
2. JAGR	63
3. Stevens	43
4. Francis	32
5. Mullen	16

SHORT-HANDED GOALS

1. Lemieux	7
2. JAGR	2
Ereby	2
Olczyk	2

GOALS AGAINST AVG

1. Tugnutt	1.77
2. Binkley	2.10
3. Inness	2.67
4. Wregget	2.86

ASSISTS

1. Lemieux	85
2. JAGR	72
3. Francis	68
4. Murphy	57
Stevens	57

GAME-WINNING GOALS

1. JAGR	14
2. Francis	9
3. Lemieux	8
Stevens	8

SHUTOUTS

1. Barrasso	6
2. Tugnutt	2
3. Wregget	1
Pietrangelo	1
Plasse	1

MISCELLANEOUS RECORDS

Years in the Playoffs	20
Most Consecutive Years in the Playoffs	10 (1991 to 2000)
Most Consecutive Wins	14 (May 9, 1992 to Apr. 22, 1993)#
Most Consecutive Home Wins	9 (May 9, 1992 to Apr. 26, 1993)
Most Consecutive Road Wins	6 (May 11, 1992 to Apr. 22, 1993)

- NHL record * - Ties NHL record

TEAM RECORDS SERIES

MOST GOALS - BOTH TEAMS

2-Game Series	15 (1975) PGH 9 STL 6
3-Game Series	23 (1977) TOR 13 PGH 10
4-Game Series	30 (1989) PGH 19 NYR 11
5-Game Series	41 (1981) PGH 21 STL 20
6-Game Series	45 (1991) PGH 27 BOS 18
7-Game Series	55 (1989) PHI 31 PGH 24 55 (1995) PGH 29 WSH 26

MOST GOALS - PITTSBURGH

2-Game Series	9 1975 vs St. Louis
3-Game Series	10 1977 vs Toronto
4-Game Series	19 1989 vs NY Rangers 19 1992 vs Boston
5-Game Series	23 1993 vs New Jersey
6-Game Series	28 1991 vs Minnesota
7-Game Series	29 1995 vs Washington

MOST GOALS - OPPONENT

2-Game Series	6 1975 by St. Louis
3-Game Series	13 1977 by Toronto
4-Game Series	16 1979 by Boston
5-Game Series	22 1982 by NY Islanders
6-Game Series	20 1994 by Washington
7-Game Series	31 1989 by Philadelphia

FEWEST GOALS - BOTH TEAMS

2-Game Series	15 (1975) PGH 9 STL 6
3-Game Series	11 (1976) TOR 8 PGH 3
4-Game Series	19 (1970) PGH 13 OAK 6
5-Game Series	25 (1995) NJ 17 PGH 8 25 (2000) PGH 17 WSH 8
6-Game Series	29 (2000) PHI 15 PGH 14 29 (1970) STL 19 PGH 10
7-Game Series	35 (1996) FLA 20 PGH 15

FEWEST GOALS - PITTSBURGH

2-Game Series	9 1975 vs St. Louis
3-Game Series	3 1976 vs Toronto
4-Game Series	7 1979 vs Boston
5-Game Series	8 1995 vs New Jersey
6-Game Series	10 1970 vs St. Louis
7-Game Series	15 1996 vs Florida

FEWEST GOALS - OPPONENTS

2-Game Series	6 1975 by St. Louis
3-Game Series	8 1976 by Toronto
4-Game Series	6 1970 by Oakland
5-Game Series	8 2000 by Washington
6-Game Series	14 2000 by Philadelphia
7-Game Series	18 1999 by New Jersey

MOST POWER PLAY GOALS

For	11 1992 vs Washington
Against	9 1989 by Philadelphia
Both Teams	19 (1989) PHI 10 PGH 9

MOST POWER PLAY CHANCES

For	42 1989 vs Philadelphia 42 1995 vs Washington
Against	44 1995 by Washington
Both Teams	86 (1995) WSH 44 PGH 42

MOST PENALTIES

Pittsburgh	85 1989 vs Philadelphia
Opponent	95 1989 by Philadelphia
Both Teams	180 (1989) PHI 95 PGH 85

MOST PENALTY MINUTES

Pittsburgh	242 1989 vs Philadelphia
Opponent	270 1989 by Philadelphia
Both Teams	512 (1989) PHI 270 PGH 242

FEWEST PENALTIES

Pittsburgh	9 1975 vs St. Louis
Opponent	15 1975 by St. Louis
Both Teams	24 (1975) STL 15 PGH 9

FEWEST PENALTY MINUTES

Pittsburgh	18 1975 vs St. Louis
Opponent	36 1976 by Toronto
Both Teams	61 (1976) TOR 36 PGH 25

TEAM RECORDS GAME

LARGEST MARGIN OF VICTORY

Home	7 4/20/93	7-0 vs NYI
Road	8 5/25/91	8-0 at MIN

LARGEST MARGIN OF DEFEAT

Home	5 4/13/80	8-3 vs BOS
	5 4/23/92	7-2 vs WSH
Road	7 4/7/82	8-1 at NYI

MOST GOALS

Both Teams, Home	17 4/25/89 10	7 win vs PHI
Both Teams, Road	12 5/12/93 7	5 loss at NYI
Pittsburgh, Home	10 4/25/89 10	7 win vs PHI
Pittsburgh, Road	8 5/25/91 8	0 win at MIN
Opponent, Home	8 4/13/80 8	3 loss vs BOS
Opponent, Road	8 4/7/82 8	1 loss at NYI

MOST POWER PLAY GOALS

For	4 4/29/92 vs WSH
Against	3 Six Times
	Last - 4/19/96 vs WSH
Both Teams	5 4/23/92 PGH 3 WSH 2
	5 4/29/92 PGH 4 WSH 1
	5 4/19/91 PGH 2 WSH 3

MOST POWER PLAY CHANCES

For	12 4/23/92 vs WSH
Against	11 4/23/92 vs WSH
Both Teams	23 4/23/92 PGH 12 WSH 11

MOST SHORT-HANDED GOALS

For	2 4/23/97 vs PHI
Against	2 Five Times
	Last - 4/26/97 at PHI

MOST SHOTS

Pittsburgh, REG	49 4/26/70 vs STL
Pittsburgh, OT	65 4/24/96 at WSH
Opponent, REG	61 5/24/96 at FLA
Opponent, OT	72 5/4/00 vs PHI

MOST SAVES

Pittsburgh, REG	56 5/24/96 at FLA
Pittsburgh, OT	70 5/4/00 vs PHI
Opponent, REG	49 4/26/70 vs STL
Opponent, OT	61 4/24/96 vs WSH

FEWEST SHOTS

Pittsburgh	13 5/4/99 at NJ
Opponent	16 4/23/70 vs STL

FEWEST SAVES

Pittsburgh	14 4/23/70 vs STL
Opponent	9 5/4/95 at NJ

MOST PENALTIES

Pittsburgh	85 1989 vs Philadelphia
Opponent	95 1989 by Philadelphia
Both Teams	180 (1989) PHI 95 PGH 85

MOST PENALTY MINUTES

Both Teams, Home	125 4/25/89 PHI 79 PGH 46
Both Teams, Road	154 4/29/00 PHI 104 PGH 50
Pittsburgh	83 4/19/70 at STL
Opponent	104 4/29/00 at PHI

FEWEST PENALTIES

Pittsburgh	9 1975 vs St. Louis
Opponent	15 1975 by St. Louis
Both Teams	24 (1975) STL 15 PGH 9

FEWEST PENALTY MINUTES

Pittsburgh	18 1975 vs St. Louis
Opponent	36 1976 by Toronto
Both Teams	61 (1976) TOR 36 PGH 25

TEAM RECORDS PERIOD

MOST GOALS

Both Teams, Home	7 4/6/89 PGH 5 NYR 2
	7 4/25/89 PCH 3 PHI 1
Both Teams, Road	8 5/8/93 PGH 4 NYI 4
Pittsburgh, Home	6 4/25/89 vs PHI
Pittsburgh, Road	4 4/9/81 at STL
	4 5/8/93 at NYR
	4 5/16/95 at WSH
Opponent, Home	5 4/13/80 by BOS
Opponent, Road	4 4/8/82 by NYI
	4 5/8/93 by NYI

MOST SHOTS

Pittsburgh, Home	21 4/15/75 vs NYI
Pittsburgh, Road	20 5/7/96 at NYR
Opponent, Home	28 4/21/97 vs PHI
Opponent, Road	23 5/24/96 at FLA

MOST SAVES

Pittsburgh	27	4/21/97 vs PHI
Opponent	21	4/15/95 by NYI

FEWEST SHOTS

Pittsburgh	1	4/19/94 vs WSH
Opponent	2	5/19/92 by BOS

FEWEST SAVES

Pittsburgh	1	5/19/92 vs BOS
Opponent	1	4/19/94 by WSH

MOST PENALTIES

Both Teams, Home	24	4/6/89 vs NYR
Both Teams, Road	24	4/29/00 at PHI
Pittsburgh	15	4/29/00 at PHI
Opponent	22	4/29/00 at PHI

MOST PENALTY MINUTES

Both Teams, Home	84	4/25/89 PHI 51 PGH 33
Both Teams, Road	28	4/29/00 PHI 92 PGH 36
Pittsburgh, Home	35	5/17/91 vs MIN
Pittsburgh, Road	40	4/49/70 at STL
Opponent, Home	51	4/25/89 vs PHI
Opponent, Road	92	4/29/00 at PHI

INDIVIDUAL RECORDS

CAREER

MOST GAMES PLAYED	124	Jaromir Jagr
MOST GOALS	70	Mario Lemieux
MOST ASSISTS	85	Mario Lemieux
MOST POINTS	155	Mario Lemieux
MOST PENALTY MINUTES	150	Kevin Stevens
MOST POWER PLAY GOALS	28	Mario Lemieux
MOST GAMES PLAYED BY A GOALIE	101	Tom Barrossa
MOST WINS, GOALIE	56	Tom Barrossa
BEST GOALS AGAINST AVERAGE	1.77	Ron Tugnutt
MOST MINUTES PLAYED, GOALIE	5,920	Tom Barrossa

ONE YEAR

MOST GOALS	17	Kevin Stevens (1991)
MOST ASSISTS	28	Mario Lemieux (.99)
MOST POINTS	44	Mario Lemieux (1991)
MOST PENALTY MINUTES	66	Phil Bourque (1989)
MOST POWER PLAY GOALS	8	Mario Lemieux (1992)
MOST GAME WINNING GOALS	5	Mario Lemieux (1992)
MOST SHOTS ON GOAL	93	Mario Lemieux (1991)
MOST GOALS, DEFENSEMAN	5	Larry Murphy (1991)
MOST ASSISTS, DEFENSEMAN	18	Larry Murphy (1991)
MOST POINTS, DEFENSEMAN	23	Larry Murphy (5+18) (1991)
MOST SAVES BY GOALTENDER	578	Tom Barrossa (1991)
LONGEST GOAL SCORING STREAK	7	Mario Lemieux (8 goals) (5/3 to 5/17/91)
	7	Mario Lemieux (10 goals) (4/26 to 5/11/96)
LONGEST ASSIST SCORING STREAK	10	Mario Lemieux (16 assists) (4/18 to 1/10/91)
LONGEST POINT SCORING STREAK	15	Mario Lemieux (29 points) (11+8)/(4/13 to 5/17/91)

ONE SERIES

MOST GOALS	9	Mario Lemieux (1989) vs Philadelphia
MOST ASSISTS	11	Ron Francis (1995) vs Washington
MOST POINTS	17	Mario Lemieux (1992) vs Washington
MOST PENALTY MINUTES	43	Tracy Pratt (1970) vs St. Louis
	43	Randy Hillier (1989) vs NY Rangers

ONE GAME

MOST GOALS	5	Mario Lemieux (April 25, 1989) vs Philadelphia
MOST ASSISTS	4	Paul Coffey (April 25, 1989) vs Washington
	4	Paul Coffey (April 19, 1991) vs Washington
	4	Larry Murphy (May 23, 1991) vs Minnesota
	4	Ron Francis (April 20, 1993) vs New Jersey
	4	Ron Francis (May 8, 1995) vs Washington
	4	Ron Francis (May 14, 1995) vs Washington
	4	Mario Lemieux (April 22, 1996) at Washington
MOST POINTS	8	Mario Lemieux (April 25, 1989) vs Phi. (5+3)*
	6	Mario Lemieux (April 23, 1992) vs Wash. (3+3)
	5	Kevin Stevens (May 9, 1991) at Boston (2+3)
	5	Ron Francis (May 14, 1995) vs Wash. (1+4)
MOST SHOTS	12	Kevin Stevens (April 29, 1992) vs Washington
	12	Jaromir Jagr (April 24, 1996) at Washington
MOST PENALTIES	8	Kim Cockson (April 13, 1980) at Boston
MOST PENALTY MINUTES	32	Tracy Pratt (April 19, 1970) at St. Louis
MOST SAVES	56	Tom Barrossa (May 24, 1996) at Florida
MOST SAVES (OT GAME)	70	Ron Tugnutt (May 4, 2000) vs Philadelphia

ONE PERIOD

MOST GOALS	4	Mario Lemieux (April 25, 1989) vs Philadelphia*
MOST ASSISTS	3	Mario Lemieux (April 23, 1989) vs Philadelphia
	3	Paul Coffey (April 19, 1991) vs Washington
	3	Ron Francis (May 8, 1995) vs Washington
MOST POINTS	4	Mario Lemieux (April 25, 1989) vs Phi. (4+0)*
	4	Mario Lemieux (April 23, 1992) vs Wash. (2+2)*
MOST SHOTS	7	Larry Murphy (April 11, 1991) vs New Jersey
MOST PENALTIES	6	Kim Cockson (April 13, 1980) at Boston
MOST PENALTY MINUTES	26	Kim Cockson (April 13, 1980) at Boston
MOST SAVES	27	Ken Wregg (April 21, 1997) vs Philadelphia

OVERTIME GAMES

DATE	PLAYER	TIME	OPPONENT	GAMENO.	SCORE
5/4/00	Keith Primeau	92:01	vs. Philadelphia	Game #4	1-2
5/2/00	Andy Delmore	11:01	vs. Philadelphia	Game #3	3-4
4/15/00	Jaromir Jagr	5:49	vs. Washington	Game #2	2-1
5/17/99	Gary Valk	1:58	vs. Toronto	Game #6	3-4
5/13/99	Sergei Berezin	2:18	vs. Toronto	Game #4	2-3
5/2/99	Jaromir Jagr	8:59	vs. New Jersey	Game #6	3-2
4/23/98	Benoit Brunet	18:43	vs. Montreal	Game #1	2-3
4/24/96	Petr Nedved	79:15	at Washington	Game #4	3-2
5/26/95	Neil Broten	18:36	at New Jersey	Game #4	1-2
5/14/95	Luc Robitaille	4:30	vs. Washington	Game #5	6-5
5/14/93	David Volek	5:16	vs. NY Islanders	Game #7	3-4
5/17/92	Jaromir Jagr	9:44	at Boston	Game #1	4-3
5/9/92	Ron Francis	2:47	vs. NY Rangers	Game #4	5-4
5/7/92	Kris King	1:29	vs. NY Rangers	Game #3	5-6
5/3/91	Vladimir Ruzicka	8:14	at Boston	Game #2	4-5
4/19/91	Kevin Stevens	8:10	vs. Washington	Game #2	7-6
4/5/91	Jaromir Jagr	8:52	vs. New Jersey	Game #2	5-4
4/21/89	Phil Bourque	12:08	at Philadelphia	Game #3	4-3
4/13/82	John Tonelli	6:10	at NY Islanders	Game #5	3-4
4/10/82	Rick Kehoe	4:14	vs. NY Islanders	Game #3	2-1
4/14/81	Mike Crombeen	25:16	at St. Louis	Game #5	3-4
4/14/79	George Ferguson	0:47	at Buffalo	Game #3	4-3
4/9/72	Pit Martin	0:12	vs. Chicago	Game #4	5-6
4/12/70	Michel Briere	8:28	at Oakland	Game #4	3-2

OPPONENT PLAYOFF SCORING LEADERS

PLAYER	TEAM(S)	GP	G	A	PTS	PIM
1. Peter Bondra	Washington	33	17	12	29	6
2. Michal Pivonka	Washington	31	8	18	26	60
3. Dale Hunter	Washington	27	7	17	24	87
4. Calle Johansson	Washington	29	7	16	23	12
5. Joe Juneau	Washington	18	5	17	22	14
6. Ray Bourque	Boston	14	4	14	18	29
7. Mike Ridley	Washington	18	3	15	18	4
8. Dimitri Khristich	Washington	25	6	10	16	25
9. Tim Kerr	Phil/NY Rangers	11	1	15	16	2
10. Brian Leetch	NY Rangers	15	4	12	16	6

OPPONENT PLAYOFF GOALTENDING LEADERS

GOALTENDER	TEAM(S)	GP	MP	GA	SO	GAA	WL
1. Glenn Resch	NY Islanders	4	240	4	1	1.00	4-0
2. Jacques Plante	St. Louis	3	180	4	1	1.33	2-1
3. Brian Boucher	Philadelphia	6	463	14	0	1.80	4-2
4. Wayne Thomas	Toronto	5	300	9	1	1.80	3-2
5. Martin Brodeur	New Jersey	12	743	26	0	2.10	7-5
6. Curtis Joseph	Toronto	6	363	13	0	2.15	4-2
7. Gerry Cheevers	Boston	9	540	20	0	2.22	7-2
8. Olaf Kolzig	Washington	12	669	28	0	2.51	4-7
9. Gary Smith	Oakland/Chicago	5	308	13	1	2.53	1-4

(180 minute minimum)

FASTEST GOALS

FASTEST GOALS BY ONE PENGUINS PLAYER
TWO :11 Apr. 17, 1996

Petr Nedved vs. Washington

FASTEST GOALS BY THE PENGUINS

TWO :07 Apr. 13, 1980

Ron Stackhouse and Rick Kehoe vs. Boston

THREE 1:29 May 10, 1983

Mario Lemieux, Rick Tocchet and Larry Murphy vs. NY Islanders

FOUR 4:52 Apr. 25, 1989

Mario Lemieux (3) and Bob Errey vs. Philadelphia

FASTEST GOALS BY OPPONENTS

TWO :25 Apr. 24, 1975

Ed Westfall and Gary Howatt at NY Islanders (both goals were empty net)

FASTEST GOALS AT THE START OF THE GAME

Penguins :15 Apr. 8, 1981

Greg Malone at St. Louis

Opponent :14 Apr. 26, 1997

Eric Lindros at Philadelphia

FASTEST GOALS AT START OF PERIOD OTHER THAN FIRST

Penguins :24 Apr. 15, 1975

Jean Pronovost vs. NY Islanders

Opponent :06 Apr. 25, 1989

Pelle Eklund (Phil) at Pittsburgh*
*NHL Record

HAT TRICKS

FOR PITTSBURGH

PLAYER	DATE	LOCATION	GOALTENDER(S)
Ken Schinkel	Apr. 11, 1970	at Oakland	Gary Smith
Mario Lemieux #	Apr. 25, 1989	vs. Philadelphia	Ron Hextall
Mario Lemieux	Apr. 23, 1992	vs. Washington	Don Beaupre
Ron Francis	May 9, 1992	vs. NY Rangers	Richter (1)/Vanbiesbrouck (2)
Kevin Stevens*	May 21, 1992	at Boston	Andy Moog
Mario Lemieux	May 11, 1996	vs. NY Rangers	Mike Richter
Jaromir Jagr	May 11, 1996	vs. NY Rangers	Mike Richter
Martin Straka	Apr. 25, 1999	at New Jersey	Martin Brodeur

AGAINST PITTSBURGH

Dino Ciccarelli	Apr. 25, 1992	vs. Washington	Barrasso (1)/Wregget (2)
Dirk Graham	May 30, 1992	at Chicago	Tom Barrasso

PENALTY SHOTS

FOR PITTSBURGH

PLAYER	DATE	LOCATION	GOALTENDER	RESULT
Jaromir Jagr	May 11, 1992	vs. NY Rangers	John Vanbiesbrouck	GOAL
Shawn McEachern	May 13, 1992	vs. NY Rangers	John Vanbiesbrouck	No Goal
Aleksey Morozov	Apr. 23, 1998	vs. Montreal	Andy Moog	No Goal

AGAINST PITTSBURGH

Michal Pivonka	May 10, 1995	at Washington	Tom Barrasso	No Goal
Joe Juneau	Apr. 24, 1996	at Washington	Ken Wregget	No Goal (OT)

SHUTOUTS

FOR PITTSBURGH

GOALTENDER	DATE	LOCATION	SCORE	SAVES
Michel Plasse	Apr. 8, 1976	vs. Toronto	2-0	21
Frank Pietrangelo	Apr. 15, 1991	vs. New Jersey	4-0	27
Tom Barrasso	May 25, 1991	at Minnesota	8-0	39
Tom Barrasso	May 30, 1992	at Chicago	1-0	77
Tom Barrasso	Apr. 20, 1993	vs. New Jersey	7-0	36
Tom Barrasso	May 4, 1993	vs. NY Islanders	3-0	26
Ken Wregget	May 18, 1995	vs. Washington	3-0	33
Tom Barrasso	May 28, 1996	vs. Florida	3-0	78
Tom Barrasso	May 7, 1999	at Toronto	2-0	20
Ron Tugnutt	Apr. 13, 2000	at Washington	7-0	32
Ron Tugnutt	Apr. 27, 2000	at Philadelphia	2-0	28

AGAINST PITTSBURGH

Jacques Plante	Apr. 28, 1970	at St. Louis	5-0	21
Gary Smith	Apr. 8, 1972	vs. Chicago	2-0	31
Glenn Resch	Apr. 26, 1975	vs. NY Islanders	1-0	30
Wayne Thomas	Apr. 9, 1976	at Toronto	4-0	26
Don Beaupre	Apr. 21, 1994	at Washington	2-0	27
Andy Moog	May 3, 1998	at Montreal	3-0	21

2000 PENGUINS PLAYOFF SCORING

POS	NO.	NAME	GP	G	A	PTS	+/-	PIM	PP	SH	GWG	OT	S	PCT
RW	68	Jaromir Jagr	11	8	8	16	5	6	2	0	4	1	42	19.0
C	38	Jan Hrdina	9	4	8	12	9	2	1	0	0	0	9	44.4
C	82	Martin Straka	11	3	9	12	5	10	1	0	0	0	23	13.0
C	20	Robert Lang	11	3	3	6	-1	0	2	0	0	0	18	16.7
D	5	Janne Laukkanen	11	2	4	6	6	16	1	0	1	0	16	12.5
C	27	Allois Kovalek	11	1	5	6	-1	10	0	0	0	0	37	2.7
D	71	Jiri Slegr	10	2	3	5	5	19	0	0	1	0	17	11.8
C	29	Tyler Wright	11	3	1	4	E	17	0	0	0	0	13	23.1
RW	44	Rob Brown	11	1	2	3	1	0	0	0	0	0	17	5.9
LW	18	Josef Beranek	11	0	3	2	4	0	0	0	0	0	16	0.0
LW	9	Rene Corbet	7	1	1	2	-2	9	0	0	0	0	13	7.7
D	11	Darius Kasparaitis	11	1	1	2	-3	10	0	0	0	0	6	16.7
D	6	Bob Boughner	11	0	2	2	6	15	0	0	0	0	6	0.0
RW	36	Matthew Barnaby	11	0	2	2	-1	20	0	0	0	0	11	0.0
D	32	John Slaney	2	1	0	1	E	2	1	0	0	0	1	100.0
RW	14	Pat Falloon	10	1	0	1	E	2	0	0	0	0	12	8.3
D	24	Ian Moran	11	0	1	1	E	2	0	0	0	0	9	0.0
D	8	Hans Jonsson	11	0	1	1	2	6	0	0	0	0	2	0.0
G	1	Peter Skudra	1	0	0	0	--	0	0	0	0	0	0	--
D	28	Michal Rozsival	2	0	0	0	E	4	0	0	0	0	5	0.0
RW	95	Aleksey Morozov	5	0	0	0	-1	0	0	0	0	0	5	0.0
D	34	Peter Popovic	10	0	0	0	-2	10	0	0	0	0	6	0.0
G	31	Ron Tugnutt	11	0	0	0	--	2	0	0	0	0	0	--
TOTALS			11	31	54	85		169	8	0	6	1	284	10.9

NO.	GOALTENDER	GP	MP	GAA	W-L	SO	EN	GA	SA	SV%
31	Ron Tugnutt	11	746	1.77	6-5	2	0	22	398	.945
1	Peter Skudra	1	20	3.00	0-0	0	0	11	909	
TOTALS		11	769	1.79	6-5	2	0	23	409	.944

2000 NHL PLAYOFF SCORING LEADERS

PLAYER	TEAM	GP	G	A	PTS	+/-	PIM	PPG	SHG	GW	S
Brett Hull	Dallas	23	11	13	24	3	4	3	0	1	79
Mike Modano	Dallas	23	10	13	23	3	10	4	0	2	67
Jason Arnott	New Jersey	23	8	12	20	7	18	3	0	1	56
Patrick Elias	New Jersey	23	7	13	20	9	9	2	1	1	60
Mark Recchi	Philadelphia	18	6	12	18	5	6	2	0	1	53
Petr Sykora	New Jersey	23	9	8	17	8	10	1	0	3	45
JAROMIR JAGR	Pittsburgh	11	8	8	16	5	6	2	0	4	42
Peter Forsberg	Colorado	16	7	8	15	9	12	2	1	4	54
Adam Deadmarsh	Colorado	17	4	11	15	7	21	1	0	1	41
Chris Drury	Colorado	17	4	10	14	7	4	1	0	2	44

2000 NHL PLAYOFF INDIVIDUAL LEADERS

GOALS			ASSISTS		
Brett Hull	Dallas	11	Brett Hull	Dallas	13
Mike Modano	Dallas	10	Mike Modano	Dallas	13
Petr Sykora	New Jersey	9	Patrick Elias	Dallas	13
Owen Nolan	San Jose	8	Mark Recchi	Philadelphia	12
JAROMIR JAGR	Pittsburgh	8	Jason Arnott	New Jersey	12
Jason Arnott	New Jersey	8	Adam Deadmarsh	Colorado	11
Peter Forsberg	Colorado	7	Keith Primeau	Philadelphia	11
Joe Nieuwendyk	Dallas	7	Chris Drury	Colorado	10
Patrick Elias	New Jersey	7	Eric Desjardins	Philadelphia	10

POWER PLAY GOALS			GAME WINNING GOALS		
John Leclair	Philadelphia	4	JAROMIR JAGR	Pittsburgh	4
Mike Modano	Dallas	4	Peter Forsberg	Colorado	4
Scott Young	St. Louis	3	Brett Hull	Dallas	4
Mike Ricci	San Jose	3	Owen Nolan	San Jose	3
Sandra Osofsky	Colorado	3	Petr Sykora	New Jersey	3
Milan Hejduk	Colorado	3	11 players tied at		
Brett Hull	Dallas	3			2
Joe Nieuwendyk	Dallas	3			
Jason Arnott	New Jersey	3			

2000 NHL PLAYOFF GOALTENDING LEADERS

PLAYER	TEAM	GP	MP	GA	GAA	SO
Martin Brodeur	New Jersey	23	1450	39	1.61	2
RON TUGNUTT	Pittsburgh	11	746	22	1.77	2
Patrick Roy	Colorado	17	1039	31	1.79	3
Ed Belfour	Dallas	23	1443	45	1.87	4
Chris Osgood	Detroit	9	547	18	1.97	2

2000 EASTERN CONFERENCE QUARTERFINALS WASHINGTON CAPITALS vs. PITTSBURGH PENGUINS

	GP	W	L	GF	GA	PPG	SHG	PEN	PIM
PITTSBURGH	5	4	1	17	8	6-29	0	27	57
WASHINGTON	5	1	4	8	17	3-21	1	36	83

AT PITTSBURGH (2-0)

Apr. 13	PITTSBURGH (TUGNUTT)	7	at Washington (KOLZIG/Billington)	0	WG - Laukkanen
Apr. 15	Washington (Kolzig)	1	at PITTSBURGH (TUGNUTT)	2	WG - Jagr (OT)
Apr. 17	Washington (Kolzig)	3	at PITTSBURGH (TUGNUTT)	4	WG - Slegers
Apr. 19	Pittsburgh (Tugnut)	2	at WASHINGTON (KOLZIG)	3	WG - Halpern
Apr. 21	PITTSBURGH (TUGNUTT)	2	at Washington (Kolzig)	1	WG - Jagr

AT WASHINGTON (2-1)

Jagr scored at 5:49 of overtime on Apr. 15

GOALS & SHOTS BY PERIOD	1st	2nd	3rd	OT	TOTAL
PITTSBURGH	6-29	6-18	4-30	1-2	17-109
WASHINGTON	4-56	2-56	2-46	0-2	8-160

PITTSBURGH	GP	G	A	PTS	PIM	SOG	+	WASHINGTON	GP	G	A	PTS	PIM	SOG	+
Jagr	5	3	7	10	2	14	3	Halpern	5	2	1	3	0	11	-1
Hrdina	3	4	3	7	0	6	4	Johansson	5	1	2	3	0	13	-4
Laukkanen	5	2	3	5	0	8	3	Oates	5	0	3	3	4	3	E
Kovalev	5	0	5	5	4	15	1	Sironi	4	2	0	2	24	13	-1
Slegers	5	2	2	4	9	8	2	Bondra	5	1	1	2	4	13	-4
Straka	5	1	3	4	8	7	E	Nikolishin	5	0	2	2	4	7	-3
Borznek	5	0	3	3	4	6	3	Gonchar	5	1	0	1	6	16	-3
Wright	5	2	0	2	6	5	1	Konowalchuk	5	1	0	1	2	13	E
Slaney	2	1	0	1	2	1	E	Dahlen	5	0	1	1	2	11	-1
Falkov	5	1	0	1	2	6	2	Klee	5	0	1	1	10	16	-1
Lang	5	1	0	1	0	5	-1	Reekie	5	0	1	1	2	0	-1
Barnaby	5	0	1	1	4	5	1	Billington	1	0	0	0	0	0	-
Jonsson	5	0	1	1	0	2	2	McKenzie	1	0	0	0	0	0	E
Kasparaitis	5	0	1	1	2	0	1	Metropolit	2	0	0	0	2	5	-1
Moran	5	0	1	1	2	3	1	Whitfield	3	0	0	0	0	0	E
Corbet	1	0	0	0	0	0	E	Witt	3	0	0	0	0	4	-3
Rozsival	1	0	0	0	0	1	1	Yake	3	0	0	0	0	2	-2
Morozov	4	0	0	0	0	5	-1	Mironov	4	0	0	0	4	6	-2
Popovic	4	0	0	0	2	2	E	Kolzig	5	0	0	0	0	0	--
Boughner	5	0	0	0	6	5	3	Murphy	5	0	0	0	8	8	-2
Brown	5	0	0	0	0	5	3	Sacco	5	0	0	0	4	6	-2
Tugnut	5	0	0	0	2	0		Zednik	5	0	0	0	5	9	-1
Bench					2			Zettler	5	0	0	0	2	4	-2
TOTAL	5	17	30	47	57	109		TOTAL	5	8	12	20	83	160	

GOALTENDERS	GP	MP	GF	GA	ENG	SO	GAA	SHOTS	SVPCT	W-L
Tugnut (P)	5	304:23	17	8	0	1	1.58	160	.950	4-1
PITTSBURGH TOTALS	5	305:49	17	8	0	1	1.57	160	.950	4-1
Billington (W)	1	20:00	0	1	0	0	3.00	6	.833	0-0
Kolzig (W)	5	284:40	8	16	0	0	3.38	103	.845	1-4
WASHINGTON TOTALS	5	305:49	8	17	0	0	3.34	109	.844	1-4

POWER PLAY GOALS: PITTSBURGH (6-29) - Jagr, Hrdina, Laukkanen, Straka, Slaney, Lang
WASHINGTON (3-21) - Halpern, Johansson, Bondra

SHORT-HANDED GOALS: PITTSBURGH (0)
WASHINGTON (1) - Konowalchuk

2000 EASTERN CONFERENCE SEMIFINALS PHILADELPHIA FLYERS vs. PITTSBURGH PENGUINS

	GP	W	L	GF	GA	PPG	SHG	PEN	PIM
PITTSBURGH	6	2	4	14	15	2-27	0	40	116
PHILADELPHIA	6	4	2	15	14	4-24	0	47	154

AT PITTSBURGH (0-3)

Apr. 27	PITTSBURGH (TUGNUTT)	2	at Philadelphia (Boucher)	0	WG - Jagr
Apr. 29	PITTSBURGH (TUGNUTT)	4	at Philadelphia (Boucher)	1	WG - Jagr
May 2	PHILADELPHIA (BOUCHER)	4	at Pittsburgh (Tugnut)	3	WG - Delmore (OT)
May 4	PHILADELPHIA (BOUCHER)	2	at Pittsburgh (Tugnut)	1	WG - Primeau (SOT)
May 7	Pittsburgh (TUGNUTT/Skudra)	3	at Philadelphia (Boucher)	6	WG - Recchi
May 9	PHILADELPHIA (BOUCHER)	2	at Pittsburgh (Tugnut)	1	WG - Leclair

Delmore scored at 11:01 of overtime on May 2

Primeau scored at 92:01 of overtime on May 4

AT PHILADELPHIA (2-1)

GOALS & SHOTS BY PERIOD	1st	2nd	3rd	OT	TOTAL
PITTSBURGH	3-48	6-46	5-41	0-40	14-175
PHILADELPHIA	5-66	4-65	4-64	2-54	15-249

PITTSBURGH	GP	G	A	PTS	PIM	SOG	+/-	PHILADELPHIA	GP	G	A	PTS	PIM	SOG	+/-
Straka	6	2	6	8	2	16	5	Recchi	6	2	6	8	4	23	-2
Jagr	6	5	1	6	4	28	2	Delmore	6	5	1	6	10	20	3
Lang	6	2	3	5	0	13	E	Leclair	6	3	3	6	4	28	-1
Hrdina	6	0	5	5	2	3	5	Langkow	6	1	3	4	2	18	2
Brown	6	1	2	3	0	12	E	Primeau	6	1	3	4	6	16	-1
Corbet	6	1	1	2	9	13	-2	Desjardins	6	0	4	4	2	14	4
Wright	6	1	1	2	11	8	-1	Jones	6	1	2	3	6	5	3
Boughner	6	0	2	2	9	1	3	McGillis	6	1	1	2	2	33	1
Kasparaitis	6	1	0	1	8	6	4	Gagne	5	1	0	1	0	13	1
Kovalev	6	1	0	1	6	22	-2	Hilt	6	0	1	1	0	11	-1
Sieg	5	0	1	1	10	9	3	Richardson	6	0	1	1	2	4	-1
Barnaby	6	0	1	1	25	6	-2	Tocchet	6	0	1	1	35	13	1
Laukkanen	6	0	1	1	10	8	3	White	6	0	1	1	0	10	-2
Morozov	1	0	0	0	0	0	E	Zelepukin	6	0	1	1	6	9	2
Rozsival	0	0	0	0	4	4	-1	Greg	1	0	0	0	0	1	-1
Skudra	1	0	0	0	0	0		Eaton	2	0	0	0	0	1	E
Falloon	5	0	0	0	0	6	-2	Burt	4	0	0	0	4	1	3
Beranek	6	0	0	0	0	10	-1	Berube	6	0	0	0	19	7	-2
Jonsson	6	0	0	0	6	0	E	Boucher	6	0	0	0	0	0	--
Moran	6	0	0	0	0	6	1	Manderville	6	0	0	0	4	13	-1
Popovic	6	0	0	0	8	4	-2	Trenen	6	0	0	0	6	9	-3
Tugnut	6	0	0	0	0	0	--	Bench					2		
Bench					2										
TOTAL	6	14	24	38	116	175		TOTAL	6	15	28	43	154	249	

GOALTENDERS	GP	MP	GF	GA	ENG	SO	GAA	SHOTS	SVPCT	W-L
Tugnut (P)	6	441:40	12	14	0	1	1.90	238	.941	2-4
Skudra (P)	1	20:00	2	1	0	0	3.00	11	.909	0-0
PITTSBURGH TOTALS	6	463:02	14	15	0	1	1.94	249	.940	2-4
Boucher (PH)	6	460:59	15	14	0	0	1.82	175	.920	4-2
PHILADELPHIA TOTALS	6	463:02	15	14	0	0	1.81	175	.920	4-2

POWER PLAY GOALS: PITTSBURGH (2-27) - Jagr, Lang
PHILADELPHIA (4-24) - Recchi (2), Delmore, Leclair


SHORT-HANDED GOALS: PITTSBURGH (0)
PHILADELPHIA (0)

HAT TRICKS: PHILADELPHIA (1) - Delmore (May 7)



Photo Courtesy of Bruce Bennett Photos

**1988 Art Ross Trophy
and Hart Trophy**



MIKE LANGE
Television Play-by-Play

One of the most talented and unique broadcasters in professional sports - and one of the few ever honored by CNN with its 'Play of the Day' - Mike Lange of Fox Sports Net Pittsburgh enters his 26th season of Penguins play-by-play. He has broadcast Penguins games in four decades, the 70s, 80s, 90s and 00. His colorful style, including trademark phrases such as 'Look out, Loretta!' and 'Buy Sam a drink and get his dog one, too!', have made him a hit with hockey fans in Pittsburgh, the tri-state area and across North America.

Lange's relationship with the Penguins began in 1974-75, when he broke into the NHL as a radio play-by-play man. He left for one season but returned in 1976-77 and has been a staple of the club's broadcasts ever since. Lange did radio exclusively until 1979, when games were simulcast on radio and TV. Now he is the primary television play-by-play broadcaster for the Penguins.

A native of Sacramento, California, Lange earned a degree in broadcasting from Sacramento State University before starting his career as the voice of the Phoenix Roadrunners (WHL) in 1970. He also served as the play-by-play voice of the San Diego Gulls (WHL) in 1973-74 before joining the Penguins.

In addition to his tenure with the Penguins, Lange also handled play-by-play for the Pittsburgh Pirates on cable television in 1986-87. A well-known member of the Pittsburgh community, Lange makes numerous personal appearances throughout the year and is actively involved in charity work.



PAUL STEIGERWALD
Radio Play-by-Play

Pittsburgh native Paul Steigerwald enters his second season as the radio voice of the Penguins after serving 14 seasons as color commentator on Penguins TV and radio broadcasts.

'Steggy,' a tireless worker and interviewer is well-known by coaches and players across the NHL.

Steigerwald developed his interest in hockey as a youngster in the South Hills area in part because his neighbor, former Penguins general manager Jack Riley, gave local kids tickets to Penguins games.

He attended Kent State University where he worked as one of the hockey club's broadcasters, and began his professional broadcasting career with the Johnstown Red Wings of the EHL in 1979.

Steigerwald joined the Penguins organization in 1980 as director of marketing and also served as intermission host for radio and television broadcasts. In 1985, he joined the broadcast team as color commentator. He left the Penguins front office in 1988 for a position in the sports department of KDKA-TV in Pittsburgh, but still maintained his color commentator duties. Steigerwald now works for the Penguins on a full-time basis.

In addition to his broadcasting work, Steigerwald donates time to various local charities throughout the year and serves as emcee of numerous Penguins events. He is the father of two sons, Blake and Dylan.

Steggy and wife Nancy were married this summer.




BOB ERREY
Radio Color

Bob Errey begins his second season as color commentator for Penguins radio broadcasts. He joined the Penguins broadcasts after retiring as a player last season, after attending the Penguins training camp.

A 15-year veteran of the NHL, Errey was an alternate captain on the Penguins back-to-back Stanley Cup Champions in 1991 and 1992.

The Montreal native began his career with the Penguins in 1983-84. He was drafted by the Penguins in the first round (15th overall) in the 1983 Draft out of Peterborough of the Ontario Hockey League. Errey played in 572 games with the Penguins and ranks eighth on the team's all-time list in games and 13th in goals (132). He was traded by the Penguins to Buffalo in exchange for Mike Ramsey on March 22, 1993, and also played with the Sabres, San Jose, Detroit, Dallas and the New York Rangers. He played in 895 NHL games, recording 382 points (170+212).

Bob and his wife, Tracy, have two sons, Connor and Chad.



TOM McMILLAN
Vice-President, Communications

McMillan, 44, enters his fifth season with the Penguins following a 17-year career in the Pittsburgh sports media as a writer, columnist and editor and broadcaster. He covered the Penguins for the Pittsburgh Post-Gazette from 1987-92 and served as editor of Penguins Report from 1992-96. He also was a talk show host on WTAE Radio and appeared on "Hockey Hotline." McMillan authored a history of the team, "The Penguins: Cellar to Summit," in 1994. He graduated from Point Park College and resides in Shaler.



STEVE BOVINO
Director of Media Relations

Bovino, 32, begins his ninth season with the Penguins and fifth as director of media relations. He is responsible for overseeing the day-to-day relations between the players, coaches and the media, coordinating interviews, credentials and press releases. Bovino joined the team as an intern in the public relations department, then served four seasons as assistant director of media relations. He graduated from the College of William & Mary with a B.A. in government. While in college, he worked in the sports information office. Steve and wife, Brandy, reside in Mt. Lebanon.



KEITH WEHNER
Manager of Media Relations

Wehner, 23 enters his fourth season with the Penguins and first as manager of media relations. He has worked the last three seasons as an assistant in hockey operations and media relations. His responsibilities include game notes, interview requests and press releases. He graduated from the University of Pittsburgh with a degree in political science. Keith resides in Oil-Tara Township.

ATTENDANCE FIGURES

YEAR	ATTENDANCE	DATES	AVG
1967-68	274049	37	7,407
1968-69	228,285	38	6,008
1969-70	265,936	38	6,998
1970-71	377,182	39	9,671
1971-72	375,711	39	9,634
1972-73	436,601	39	11,195
1973-74	396,197	39	10,159
1974-75	448,977	40	11,224
1975-76	458,198	40	11,455
1976-77	401,580	40	10,040
1977-78	421,933	40	10,548
1976-79	457,209	40	11,430
1979-80	426,156	40	10,653
1980-81	413,407	40	10,335
1981-82	451,965	40	11,299
1982-83	336,300	40	8,408
1983-84	273,550	40	6,839
1984-85	400,711	40	10,018
1985-86	503,020	40	12,576
1986-87	598,614	40	14,965
1987-88	606,638	40	15,166
1988-89	629,345	40	15,734
1989-90	640,700	40	16,018
1990-91	637,072	40	15,927
1991-92	639,736	40	15,993
1992-93	660,290	41	16,105
1993-94	*685,589	41	*16,714
1994-95	386,599	24	16,108
1995-96	665,790	41	16,239
1996-97	684,346	41	16,691
1997-98	617,815	41	15,069
1998-99	607,822	41	14,825
1999-2000	636,199	41	15,517

* Club Record

PENGUINS TRAINING CAMP SITES

YEAR	SITE	PRESEASON RECORD
1967-68	Brantford, Ont.	4-1-1
1968-69	Brantford, Ont.	1-5-2
1969-70	Brantford, Ont.	4-1-2
1970-71	Brantford, Ont.	4-3-2
1971-72	Brantford, Ont.	3-2-3
1972-73	Brantford, Ont.	5-4-1
1973-74	Brantford, Ont.	4-2-3
1974-75	Brantford, Ont.	5-4-0
1975-76	Pittsburgh, PA	2-3-3
1976-77	Pittsburgh, PA	7-3-0
1977-78	Pittsburgh, PA	4-3-0
1978-79	Pittsburgh, PA	3-5-0
1979-80	Pittsburgh, PA	3-4-1
1980-81	Pittsburgh, PA	1-3-2
1981-82	Erie, PA/Pittsburgh, PA	4-1-2
1982-83	Johnstown, PA	1-3-3
1983-84	Johnstown, PA	3-4-1
1984-85	Pittsburgh, PA	2-4-0
1985-86	Pittsburgh, PA	1-5-0
1986-87	Pittsburgh, PA	2-6-0
1987-88	Pittsburgh, PA	5-1-2
1988-89	Pittsburgh, PA	6-3-0
1989-90	Pittsburgh, PA	4-5-1
1990-91	Pittsburgh, PA	7-2-0
1991-92	Pittsburgh, PA/Denver, CO	4-3-2
1992-93	Pittsburgh, PA	3-5-1
1993-94	Pittsburgh, PA	5-4-0
1994-95	Pittsburgh, PA	3-5-1
1995-96	Canonsburg, PA	3-5-1
1996-97	Canonsburg, PA	2-6-1
1997-98	Canonsburg, PA	4-4-0
1998-99	Canonsburg, PA	4-2-3
1999-2000	Canonsburg, PA	2-3-0-1

PLAYOFF ATTENDANCE FIGURES

YEAR	ATTENDANCE	DATES	AVG	SO
1969-70	53,592	5	10,718	2
1971-72	25,515	2	12,758	1
1974-75	66,833	5	13,367	4
1975-76	13,626	1	13,626	0
1976-77	25,967	2	12,984	0
1978-79	45,702	3	15,234	2
1979-80	26,901	2	13,451	0
1980-81	26,688	2	13,344	0
1981-82	25,457	2	12,729	0
1988-89	96,150	6	16,025	6
1990-91	*210,132	*13	16,164	*13
1991-92	161,640	10	16,164	10
1992-93	129,312	8	16,164	8
1993-94	46,412	3	15,471	0
1994-95	114,894	7	16,413	2
1995-96	171,597	10	17,159	9
1996-97	34,710	2	*17,355	2
1997-98	48,437	3	16,146	1
1998-99	99,787	6	16,631	4
1999-2000	84,924	5	16,984	4

* - Club Record

- Capacity increased to 16,236 after home game 25 in 1990-91 season

PENGUINS MEDIA INFO

SEASON PASSES FOR MEDIA: Season passes are issued to members of the media covering the Penguins on a regular basis.

INDIVIDUAL GAME PASSES: Members of the media must contact Steve Bovino or Keith Wehner in the Penguins media relations office no later than 24 hours before the game. Passes will be issued to working media and photographers. Passes will be left at the press gate located at Gate # 3 of Mellon Arena. You can reach the press gate from Washington Place, which runs in front of the Arena where the marquis stands. Passes will be available there for one hour after the opening faceoff.

PRESS BOX: The press box is located on the west side of the building above section D-24. It is for game personnel and members of the media covering the games only. When necessary, overflow media will be assigned seats in the auxiliary seating area. All members of the media will gain access to the main press box by showing their pass to the security guard at the door.

PRESS LOUNGE: The press lounge is located at Gate # 3 just beyond the press gate on the right. Members of the media and game night staff must show their passes at the door for admittance. The press lounge will open two hours prior to game time with dinner and beverages served at a cost of \$5 per individual. The press lounge is equipped with telephones and electrical outlets and is available to the media during and after the game for filing purposes.

GAME NOTES: Game notes and lineup sheets are available in the press lounge and press box before each game. Additional information from the National Hockey League and press releases are also available throughout the season at these locations.

GAME SUMMARIES: Game summaries are available after each period in the press box. Final game summaries are distributed in the press box, press lounge and the home and visitors locker rooms after the game.

OUT OF TOWN SCORES: Out of town scoresheets are delivered to broadcasters throughout the game on a regular basis, usually at the 12:00 and 2:00 minute mark of each period.

LOCKER ROOM ACCESS: The Penguins locker room will open to the media no later than 10 minutes after the conclusion of the game per League requirements. **ONLY** working members of the media with appropriate identification will be admitted.

POST GAME PROCEDURES: Penguins head coach Ivan Hlinka will hold a press conference after each game outside the Penguins locker room at Gate # 2. The press conference room is located just inside the Penguins locker room entrance at Gate # 2, first door on the right. Post game quote sheets for both head coaches will be available after the game in the press lounge, press box and each locker room.

GAME BROADCAST INTERVIEWS: All requests for pre-taped interviews and between period interviews with players, coaches or management **MUST** be confirmed during the morning skate. **THERE WILL BE NO EXCEPTIONS.** Players or coaches must be confirmed for broadcast interviews before they leave Mellon Arena after the morning skate or they are off-limits for broadcast interviews.

DAILY PRACTICE SESSIONS: Open to all media members. The majority of the Penguins practices are held at ICEO-PLEX at Southpointe. Penguins game day morning skates are held at Mellon Arena. The Penguins normally skate at 10:30 AM, followed by the visiting team at 11:30 AM. On the road, the Penguins normally hold a morning skate at 11:30 AM. A monthly practice scheduled will be distributed to the media throughout the season. Please check with the Penguins media relations office as last minute changes will occur.

PHOTOGRAPHERS: Photographers may shoot from designated areas assigned by the Penguins media relations staff. Photo location assignments will be posted in the

press lounge prior to each game. Anyone shooting from unauthorized locations will be removed from the game. Photo passes must be secured by calling the media relations office at least 24 hours in advance of each game.

MELLON ARENA LIGHTING: The lighting in Mellon Arena is metal halide which was installed during the summer of 1995.

TELEVISION PACKAGE: The Penguins television package continues to be one of the best in professional hockey. This season, Penguins fans will see 74 games on Fox Sports Net Pittsburgh, including eight which will be on WB22. The executive producer for all Penguins telecasts is Paul Kosuth. Fox Sports Net Pittsburgh became the Penguins cable affiliate in 1986.

RADIO NETWORK: 3-W-S will serve as the Penguins flagship radio station for the second consecutive season. Games will air on 3-W-S FM (94.5) and AM (970). Paul Steigerwald will handle the play-by-play, while Bob Errey does the color commentary.

DRIVING DIRECTIONS TO MELLON ARENA:

FROM ROUTE 279 NORTH (GREATER PITTSBURGH AIRPORT): Follow 279 North toward Pittsburgh -Go through the Fort Pitt Tunnel (left lane) - Proceed straight ahead onto Liberty Avenue- Turn right off of Liberty Avenue onto Seventh Avenue and cross over Grant Street - turn right onto Center Avenue.

FROM ROUTE 79 SOUTH (NORTH HILLS): Follow 79 South toward Pittsburgh - Take the Route 279 South Exit (about one mile past the Wexford exit) - Follow 279 South over the Veterans Bridge - Take the Sixth Street exit and bear left - At the light, turn left onto Bigelow Boulevard.

FROM PENNSYLVANIA TURNPIKE: Traveling on the turnpike toward Pittsburgh, take Exit 6 (Pittsburgh/Monroeville) onto Route 376 West - Get off of 376 West at Exit 6, staying in the right lane- At the stop sign, turn right onto Pride Street - Follow Pride across Fifth Avenue, at second light, turn left onto Center Avenue.

REAL TIME SCORERS/OFF-ICE OFFICIALS:

Supervisor of Officials/Timekeeper: Paul Schlosser

Assistant Supervisor/Official Scorer Keith Schreiber

Goal Judges: Jim Duss, Joe Ferraro, Leo Rudzki

Penalty Timekeeper: Bob Maitland

Real Time Supervisor/Action Scorer: Phil Spano

Penalty Scorer: Eugene Susi

Shot Scorer: Jim Gricar

Time-On-Ice Scorers: Dan Aubele, Chris Keller, Dan Wagner

Commercial Coordinators: Dave Reynolds, Mike McGuire

Video Replay Goal Judges: Dale Ruth, Jim Weaver

GAME NIGHT STAFF:

Dressing Rooms: Tracey Luppe, Frank Sciuilli, David Sciuilli

Home Runway: Don Wagner

Visitors Runway: Don Johnson

Media Relations Game Night Staff: Scott Bouchette, Kelly Hart, Christian Pelusi

IN MELLON ARENA:

Public Address Announcer: John Barbero
Oganist: Vince Lascheid

NHL INFORMATION

NEW YORK OFFICE (NHL & NHLI)
1251 Avenue of the Americas, 47th Floor
New York, NY 10020
Phone: 212-789-7000
Fax: 212-789-2020

MONTREAL OFFICE
1800 McGill College Avenue, Suite 2600
Montreal, Que. H3A 3J6
Phone: 514-841-9220
Fax: 514-284-0300

TORONTO OFFICE
50 Bay Street, 11th Floor
Toronto, Ont. M5J 2X8
Phone: 416-981-2777
Fax: 416-981-2779

NHL PRODUCTIONS
183 Oak Tree Road
Tappan, NY 10983
Phone: 914-365-6701
Fax: 914-365-6010

National Hockey League Directory

Commissioner: Gary B. Bettman
Executive Vice President & Chief Legal Officer: William Daly
Executive Vice President & Director of Hockey Operations: Colin Campbell
Executive Vice President & Chief Operating Officer: Jon Utner
Executive Vice President & Chief Financial Officer: Craig Hamlett
Director, Administration & Executive Assistant to the Commissioner: Debbie Jordan

Broadcasting/NHL Productions

Vice President, Broadcasting & Programming: Adam Acone
Vice President, Scheduling, Operations & Research: Steve Halsey Petrus (Montreal)
Vice President, NHL Productions: Patz Fallick
Executive Producer, NHL Productions: Ken Rosen

Central Registry

Vice President & Managing Director, Central Registry: Steve Pellegrini (Montreal)

Central Scouting

Director, Central Scouting: Frank Bonello (Toronto)

NHL Communications Directory

Group Vice President, Communications: Bernadette Mansur
Vice President, Media Relations: Frank Brown
Vice President, Public Relations & Media Services: Gary Meagher (Toronto)
Chief Statistician: Benny Frolani (Toronto)
Director, Communications: Jamey Horan
Director, Corporate Communications: John Kisliukenas
Director, Media Relations: Amy Early
Director, News Services: Greg Inglis
Manager, Community Relations: Adrijana Brautigan
Manager, Corporate Communications & Player Publicity: Sandra Carreon
Manager, Corporate Communications: Joy Kalfus
Manager, Diversity Task Force: Nirva Milord
Manager, News Services: Adam Schwartz
Manager, Public Relations: David Keon (Toronto)
Manager, Public Relations: Chris Inouee (Toronto)
Coordinator, Public Relations: Jennifer Perkinson
Associate, Community Relations: Ann Marie Lynch
Associate, Public Relations: Julie Young (Toronto)
Assistant, Diversity Task Force: Jessica Murray
Assistant, Corporate Communications: Mary Kay Wright

Events & Entertainment

Group Vice President, Events & Entertainment: Frank Supovitz
Vice President, Events & Entertainment: Anne Grotzfeld
Senior Director, Events & Entertainment: Ken Chin

Finance

Executive Vice President & Chief Financial Officer: Craig Hamlett
Senior Vice President, Finance: Joseph DeSousa
Vice President, Finance and Office Manager: Olivia Petrucci (Montreal)

Hockey Operations

Executive Vice President & Director of Hockey Operations: Colin Campbell
Senior Vice President, Hockey Operations: Jim Gregory (Toronto)
Vice President, Hockey Operations: Mike Murphy (Toronto)
Director of Officiating: Andy VanBohlen (Toronto)

Director, Human Resources:	Human Resources	Janet Meyers
Vice President, Information Technology:	Information Technology	Peter DeGiacco
Executive Vice President & Chief Legal Officer: Senior Vice President, General Counsel:	Legal	William Daly David Zimmerman
President, NHL ICE: Vice President, Editorial & Production: Vice President, Sales & Marketing:	NHL Interactive CyberEnterprises (NHL ICE)	Tom Richardson Richard Libero Kenneth Nova
Director, Pension:	Pension	Yvon Chamberland (Montreal)
Vice President, Security:	Security	Dennis Cunningham
Group Vice President, Media Ventures & Strategic Development: Vice President, Television & Business Affairs:	Television and Business Affairs	Doug Perlman Leslie Giltiss
President, NHL Enterprises:	NHL Enterprises Directory	Ed Horne
Group Vice President, Consumer Products Marketing: Vice President, Consumer Products Marketing: Senior Director, Consumer Products Marketing:	Consumer Products Marketing	Brian Jonnings Glenn Wakefield (Toronto) James Haskins
Vice President, Club Marketing: Senior Director, Club Marketing:	Club Marketing	Scott Carmichael Susan Cohig
Vice President, Corporate Marketing:	Corporate Marketing	Andrew Judelson
Associate Director, Creative Services:	Creative Services	Kathy Drow
Vice President, Fan Development:	Fan Development	Alyse Soll
Vice President, Finance - NHL Enterprises:	Finance	Mary McCarthy
Group Vice President & Managing Director, NHL, International: Senior Director, International Business Operations:	International	Ken Yaffe Frank Nakano
Senior Vice President & General Counsel: Vice President & Associate General Counsel:	NHLE Legal	Richard Zahnd Mary Sotis
Director, NHL Images:	NHL Images	Anita Cechowski
Vice President, Licensing and Trademark Compliance:	Quality Control	Ruth Gruhin

HOW TO FIGURE

ASSIST - An assist is awarded to the player or players (maximum of two) who touched the puck prior to the goal, provided no defender plays or possesses the puck in between.

GAMEPLAYED - A player receives credit for playing in a game if: 1) he steps on the ice during game play or; 2) serves any penalty

GAME-WINNING GOAL - After the final score has been determined, the goal which leaves the winning Club on goal ahead of its opponent is the game-winning goal (example: if Team A beats Team B 8-3, the player scoring the fourth goal for Team A receives credit for the game-winning goal).

GAME-TYING GOAL - The final goal in a tie game.

GOAL - A goal is awarded to the last player on the scoring Club to touch the puck prior to the puck entering the net.

GOAL-AGAINST AVERAGE - Multiply goals allowed by 60 and divide by minutes played.

GOALTENDER WIN/LOSS/TIE - A goaltender receives a win, loss or tie if he is on the ice when either the game-winning goal or game-tying goal is scored.

PENALTY KILLING PERCENTAGE - Subtract total number of power-play goals allowed from total number of shorthanded situations to get the total number of power plays killed. Divide the total number of power plays killed by the total number of shorthanded situations.

PLUS-MINUS - A player receives a "plus" if he is on the ice when his Club scores an even-strength goal or shorthanded goal. He receives a "minus" if he is on the ice for an even-strength or shorthanded goal scored by the Opponent. The difference in these numbers is considered the player's plus-minus statistic.

POWER-PLAY GOAL - A goal scored by a Club while it has a manpower advantage due to an opponent's penalty. Following are some examples of what IS and IS NOT considered a power-play goal:

- * If a Club has an advantage on a minor penalty starting at 2:02 of the period and it scores at 4:02, the goal IS NOT a power-play goal.
- * If a Club scores on a delayed penalty, the goal IS NOT a power-play goal.
- * If a Club has an advantage due to a five-minute major penalty, that Club is always credited with having one more advantage than the number of power-play goals it scores during the advantage, because the penalty does not expire a new advantage begins after such a power-play goal. For example, if Team A

HOW TO FIGURE

scores three goals during a major penalty, it is credited with four advantages.

- * If a Club is on a power-play for any length of time it is considered to have had an advantage

- * If a minor penalty is incurred by a Club on a power-play due to a major penalty, a new advantage is given to that Club when its minor penalty expires, provided the opponent's major penalty is still in effect.

POWER-PLAY PERCENTAGE - Total number of power-play goals divided by total number of power-play opportunities.

SAVE PERCENTAGE - Subtract goals allowed from shots against to determine saves, then divide saves by shots against.

SHOOTING PERCENTAGE - Divide the number of goals scored by the number of shots taken.

SHORTHANDED GOAL - A goal scored by a Club while it is at a manpower disadvantage due to a penalty. The same cases apply in a similar but opposite way for shorthanded as for power-play goals.

SHOT ON GOAL - If a player shoots a puck with the intention of scoring and if that shot would have gone in the net had the goaltender not stopped it, the shot is recorded as a "shot on goal"

SHUTOUT - If two goaltenders combine for a shutout, neither receives credit for it. Instead it is recorded as a Club shutout.

TENTHS OF A SECOND - If a penalty or goal occurs in the last minute, the time is rounded off to the previous second (ex: if a penalty is called with 12.4 seconds left in the period, the time indicated is 19:47, not 19:48)

TIE BREAKING FORMULA - In the event two or more Clubs are tied for total points, the order of standings and draft order is determined as follows:

- * the Club with the most victories will be placed higher in the standings

- * if Clubs remain tied, the Club earning the most points from the year's head-to-head competition will be placed higher in the standings. In the event an uneven number of home games against one another were played, the first game that created the disparity is discounted. Where more than two Clubs are tied in victories and points, the Club having the greatest percentage of available points earned among each other will be placed higher in the standings.

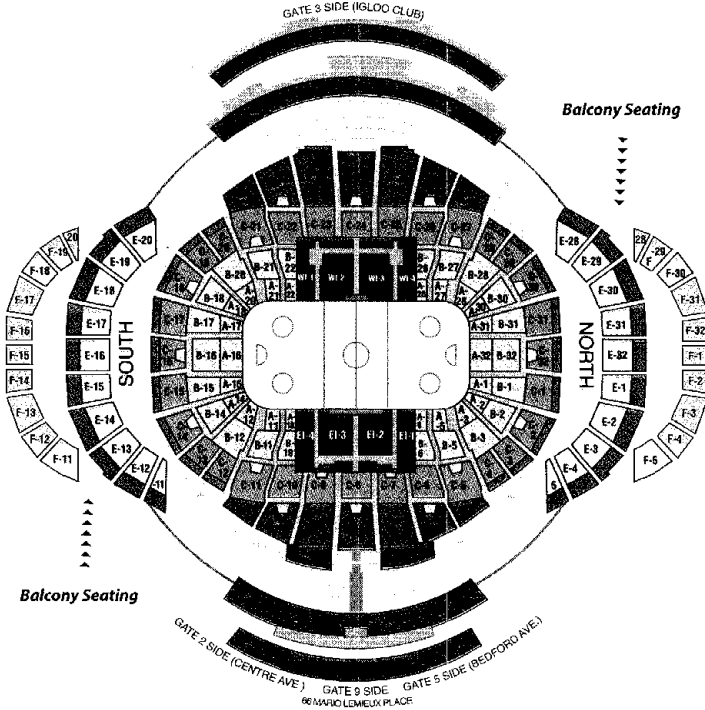
- * if Clubs remain tied, each club's "Goals Allowed" are subtracted from its "Goals For" during the entire regular season. The Club with the greater differential will be placed higher in the standings.









KEY DATES

Sept. 14 -	First Preseason Game
Sept. 26 -	Trade Deadline at 2pm, EDT. Trade freeze in effect through completion of Waiver Draft on Sept. 29
Sept. 27 -	Club protected and available lists for Waiver Draft released.
Sept. 29 -	Waiver Draft at 12:00pm, EDT
Sept. 30 -	Unsigned draft choices claimed in fourth and subsequent rounds of Entry Draft must be returned to juniors
Oct. 3 -	Unsigned draft choices claimed in first three rounds of Entry Draft must be returned to junior clubs
Oct. 4 -	Regular season begins
Oct. 7-8 -	Game ONE Japan
Nov. 11 -	Hockey Hall of Fame Game, Chicago at Toronto
Nov. 13 -	Hall of Fame Induction Ceremony, Toronto
Nov. 15 -	General Managers' Meeting (Toronto)
Dec. 8 -	Deadline for media to submit All-Star Game credential applications
Dec. 19-27 -	Roster freeze in effect. For all players on NHL roster as of mid night local time on Dec. 19, a roster freeze shall apply through midnight local time on Dec. 27, with respect to waivers, trades and other player assignments. Players may be recalled to NHL clubs during this period.
Dec. 26-Jan. 5 -	IIHF World Championships (Moscow)
Jan. TBA -	All-Star Balloting ends, All-Star starters announced, All-Star rosters announced
Jan. 31-Feb. 4 -	NHL Fantasy (Denver)
Feb. 3-4 -	NHL All-Star Weekend (Denver)
Feb. 4 -	51st NHL All-Star Game (Pepsi Center, Denver)
Feb. 7 -	NHL/CHL Top Prospects Game (Pengrowth Saddledome, Calgary)
Mar. 13 -	Trade Deadline, 3pm EST
Apr. 8 -	Regular season concludes
Apr. 11 -	Stanley Cup Playoffs begin
Apr. 13 -	Deadline for media to submit Stanley Cup Finals credential applications
Apr. 27 -	Deadline for media to submit Entry Draft credential applications
Apr. 28-May 13 -	IIHF World Championships (Germany)
April TBA -	Lester Patrick Award Luncheon
June TBA -	Entry Draft Drawing
June 11 -	Latest possible date for Stanley Cup Finals game
June 14 -	NHL Awards Television Special (Toronto)
June 22 -	NHL Entry Draft Top Prospects Preview (Ft. Lauderdale)
June 23-24 -	NHL Entry Draft (National Car Rental Center, Sunrise, Fla.)
July 1 -	Eligible players transferred to free agent list
July 15 -	Deadline for eligible Group II players to elect salary arbitration
	Deadline for eligible players to elect Group V free agency
Aug. 17 -	Final date for arbitration decisions to be rendered

Mellon Arena

MELLON ARENA SEATING CHART



- | | |
|---|--|
|  A/B Level |  Rear E Balcony |
|  C Level |  Igloo Seats |
|  D Level |  Club Seats |
|  E/F Balcony |  Suites |

OCTOBER

Sun	Mon	Tue	Wed	Thu	Fri	Sat
1	2	3	4	5	6	7 NASH @ Japan 12:00pm
8 NASH @ Japan 11:00pm	9	10	11	12	13 TB 7:30	14 NYR 7:30
15	16	17	18 CAR 7:30	19 NYI 7:30	20	21 CHI 7:30
22	23	24	25 OTT 7:30	26	27 NYL 8:00	28 NYJ 7:30
29	30	31				

NOVEMBER

Sun	Mon	Tue	Wed	Thu	Fri	Sat
			1 NYI 10:30	2	3 VAN 10:00	4 COL 10:00
5	6	7	8 PHI 7:00	9	10 NYJ 7:30	11 EDM 7:30
12	13 COL 5:00	14	15	16 STL 6:30	17	18 ATL 7:30
19	20	21	22 CAR 7:30	23	24 PHI 1:00	25 LA 7:30
26	27	28 BOS 7:00	29	30		

DECEMBER

Sun	Mon	Tue	Wed	Thu	Fri	Sat
					1 BUF 7:30	2
3	4	5	6 BOS 7:30	7	8	9 TOR 7:00
10	11 DET 7:50	12	13 NYR 7:30	14	15 FLA 7:30	16 MON 7:30
17	18	19	20 FLA 7:30	21 TB 7:30	22	23 DAL 7:30
24	25	26 BUF 7:30	27 NYR 7:30	28	29	30 OTT 7:30
31						

JANUARY

Sun	Mon	Tue	Wed	Thu	Fri	Sat
	1	2	3 WAS 7:30	4	5 MON 7:30	6
7	8	9 BOS 7:30	10	11	12 NYR 7:30	13 ATL 7:30
14	15 ARA 2:00	16	17 PHI 7:00	18	19 DAL 8:00	20
21	22 CH 8:00	23	24 MON 7:30	25	26	27 ATL 7:30
28	29	30 ATL 7:30	31	PHI 7:30		

FEBRUARY

Sun	Mon	Tue	Wed	Thu	Fri	Sat
				1	2	3 ALL-STAR WEEKEND
4 ALL-STAR WEEKEND	5	6	7 PHI 7:30	8	9	10 NYJ 3:00
11	12	13	14 MON 7:30	15	16 NYJ 7:30	17 CLM 7:30
18	19 COL 3:00	20	21 FLA 7:00	22	23 NYR 7:30	24
25	26 NYI 5:00	27	28 MON 7:30			

MARCH

Sun	Mon	Tue	Wed	Thu	Fri	Sat
				1	2 NYR 8:00	3 WAS 7:30
4	5	6	7 WAS 7:30	8 ATL 7:30	9	10 COL 7:30
11	12 NYR 7:30	13	14 NYI 7:30	15	16 FLA 7:30	17 TB 7:30
18	19	20 BOS 7:00	21	22 NYR 7:30	23 CAR 7:00	24
25	26 NYJ 2:00	27 BUF 7:30	28	29	30 CHI 7:30	31 STL 3:00


APRIL

Sun	Mon	Tue	Wed	Thu	Fri	Sat
1	2	3	4	5	6	7 PHI 3:00
8	9 CAR 1:30	10	11 TB 7:30	12	13	14
15	16	17	18	19	20	21

Home Away


All times EST

All Games Televised on FOX SportsNet Pittsburgh
Unless Otherwise Noted



®

2000-01 PITTSBURGH PENGUINS SCHEDULE



GAME ONE

J A P A N

2000 OPENING GAMES

The Penguins open the 2000-01 National Hockey League season with their longest road trip in team history. The Pens will travel to the Far East to compete in a two-game series with the Nashville Predators just outside of Tokyo, Japan.

The Penguins and Predators will face-off at the new Saitama Super Arena in the third and fourth events ever to be held in the state-of-the-art sports facility. It is one of the largest multi-purpose facilities in all of Japan.

This is the third such season-opening trip that the NHL, NHLPA, Japan Ice Hockey Federation and Dentsu Sports Marketing have put on. In 1997, The Vancouver Canucks and Mighty Ducks of Anaheim played the first regular season games in Japan, and the Calgary Flames and San Jose Sharks returned to the Orient the following season.

In addition to the two games, a series of practice clinics with the Penguins and Predators will take place for local Japanese teams. The NHL will also hold HockeyFest, an interactive festival which features in-line hockey tournaments, slap-shot cages, the NHL Cool Air inflatable rink and a variety of other attractions for international hockey fans.

NHL INFORMATION

NEW YORK OFFICE (NHL & NHLI)
1251 Avenue of the Americas, 47th Floor
New York, NY 10020
Phone: 212-789-2000
Fax: 212-789-2020

MONTREAL OFFICE
1800 McGill College Avenue, Suite 2600
Montreal, Que. H3A 3J6
Phone: 514-891-9220
Fax: 514-284-0300

TORONTO OFFICE
50 Bay Street, 11th Floor
Toronto, Ont. M5J 2X8
Phone: 416-981-2777
Fax: 416-981-2779

NHL PRODUCTIONS
183 Oak Tree Road
Tappan, NY 10983
Phone: 914-365-6701
Fax: 914-365-6010

National Hockey League Directory

Commissioner:
Executive Vice President & Chief Legal Officer:
Executive Vice President & Director of Hockey Operations:
Executive Vice President & Chief Operating Officer:
Executive Vice President & Chief Financial Officer:
Director, Administration & Executive Assistant to the Commissioner:

Gary B. Bettman
William Daly
Colin Campbell
Jon Linter
Craig Harnett
Debbie Jordan

Broadcasting/NHL Productions

Vice President, Broadcasting & Programming:
Vice President, Scheduling, Operations & Research:
Vice President, NHL Productions:
Executive Producer, NHL Productions:

Adam Acone
Steve Hlatze Petros (Montreal)
Patti Fallick
Ken Rosen

Central Registry

Vice President & Managing Director, Central Registry:

Steve Pellegrini (Montreal)

Central Scouting

Director, Central Scouting:

Frank Bonello (Toronto)

NHL Communications Directory

Group Vice President, Communications:
Vice President, Media Relations:
Vice President, Public Relations & Media Services:
Chief Statistician:
Director, Communications:
Director, Corporate Communications:
Director, Media Relations:
Director, News Services:
Manager, Community Relations:
Manager, Corporate Communications & Player Publicity:
Manager, Corporate Communications:
Manager, Diversity Task Force:
Manager, News Services:
Manager, Public Relations:
Manager, Public Relations:
Coordinator, Public Relations:
Associate, Community Relations:
Associate, Public Relations:
Assistant, Diversity Task Force:
Assistant, Corporate Communications:

Bernadette Mansur
Frank Brown
Gary Meagher (Toronto)
Benny Encolani (Toronto)
James Horan
John Krukenas
Amy Early
Greg Inglis
Aubrienne Brautigan
Sandra Carreon
Joy Kalfus
Nirva Milorci
Adam Schwartz
David Keon (Toronto)
Chris Tredree (Toronto)
Jennifer Perkinson
Ann Marie Lynch
Julie Young (Toronto)
Jessica Murray
Mary Kay Wright

Events & Entertainment

Group Vice President, Events & Entertainment:
Vice President, Events & Entertainment:
Senior Director, Events & Entertainment:

Frank Supovitz
Anne Grotefeld
Keri Chin

Finance

Executive Vice President & Chief Financial Officer:
Senior Vice President, Finance:
Vice President, Finance and Office Manager:

Craig Harnett
Joseph DeSousa
Olivia Picurantonio (Montreal)

Hockey Operations

Executive Vice President & Director of Hockey Operations:
Senior Vice President, Hockey Operations:
Vice President, Hockey Operations:
Director of Officiating:

Colin Campbell
Jim Gregory (Toronto)
Mike Murphy (Toronto)
Andy Van Ierselmond (Toronto)

Director, Human Resources:	Human Resources	Janet Meyers
Vice-President, Information Technology:	Information Technology	Peter DeGiacco
Executive Vice President & Chief Legal Officer: Senior Vice President, General Counsel:	Legal	William Daly David Zimmerman
President, NHL ICE: Vice President, Editorial & Production: Vice President, Sales & Marketing:	NHL Interactive CyberEnterprises (NHL ICE)	Tom Richardson Richard Libero Kenneth Nova
Director, Pension:	Pension	Yvon Chamberland (Montreal)
Vice President, Security:	Security	Dennis Cunningham
Group Vice President, Media Ventures & Strategic Development: Vice President, Television & Business Affairs:	Television and Business Affairs	Doug Perlman Leslie Gittoss
President, NHL Enterprises:	NHL Enterprises Directory	Ed Horne
Group Vice President, Consumer Products Marketing: Vice President, Consumer Products Marketing: Senior Director, Consumer Products Marketing:	Consumer Products Marketing	Brian Jennings Glenn Wakefield (Toronto) James Haslins
Vice President, Club Marketing: Senior Director, Club Marketing:	Club Marketing	Scott Carmichael Susan Cohig
Vice President, Corporate Marketing:	Corporate Marketing	Andrew Judelson
Associate Director, Creative Services:	Creative Services	Kathy Drew
Vice President, Fan Development:	Fan Development	Alyse Soll
Vice President, Finance - NHL Enterprises:	Finance	Mary McCarthy
Group Vice President & Managing Director, NHL International: Senior Director, International Business Operations:	International	Ken Yaffe Frank Nakano
Senior Vice President & General Counsel: Vice President & Associate General Counsel:	NHLE Legal	Richard Zahnd Mary Solis
Director, NHL Images:	NHL Images	Anita Cechowski
Vice President, Licensing and Trademark Compliance:	Quality Control	Ruth Gruhin

HOW TO FIGURE

ASSIST - An assist is awarded to the player or players (maximum of two) who touched the puck prior to the goal, provided no defender plays or possesses the puck in between.

GAMEPLAYED - A player receives credit for playing in a game if: 1) he steps on the ice during game play or; 2) serves any penalty

GAME-WINNING GOAL - After the final score has been determined, the goal which leaves the winning Club on goal ahead of its opponent is the game-winning goal (example: if Team A beats Team B 8-3, the player scoring the fourth goal for Team A receives credit for the game-winning goal).

GAME-TYING GOAL - The final goal in a tie game.

GOAL - A goal is awarded to the last player on the scoring Club to touch the puck prior to the puck entering the net.

GOAL-AGAINST AVERAGE - Multiply goals allowed by 60 and divide by minutes played.

GOALTENDER WIN/LOSS/TIE - A goaltender receives a win, loss or tie if he is on the ice when either the game-winning goal or game-tying goal is scored.

PENALTY KILLING PERCENTAGE - Subtract total number of power-play goals allowed from total number of shorthanded situations to get the total number of power plays killed. Divide the total number of power plays killed by the total number of shorthanded situations.

PLUS-MINUS - A player receives a "plus" if he is on the ice when his Club scores an even-strength goal or shorthanded goal. He receives a "minus" if he is on the ice for an even-strength or shorthanded goal scored by the Opponent. The difference in these numbers is considered the player's plus-minus statistic.

POWER-PLAY GOAL - A goal scored by a Club while it has a manpower advantage due to an opponent's penalty. Following are some examples of what IS and IS NOT considered a power-play goal:

- * If a Club has an advantage on a minor penalty starting at 2:02 of the period and it scores at 4:02, the goal IS NOT a power-play goal.
- * If a Club scores on a delayed penalty, the goal IS NOT a power-play goal.
- * If a Club has an advantage due to a five-minute major penalty, that Club is always credited with having one more advantage than the number of power-play goals it scores during the advantage, because the penalty does not expire a new advantage begins after such a power-play goal. For example, if Team A

HOW TO FIGURE

scores three goals during a major penalty, it is credited with four advantages.

- * If a Club is on a power-play for any length of time it is considered to have had an advantage

- * If a minor penalty is incurred by a Club on a power-play due to a major penalty, a new advantage is given to that Club when its minor penalty expires, provided the opponent's major penalty is still in effect.

POWER-PLAY PERCENTAGE - Total number of power-play goals divided by total number of power-play opportunities.

SAVE PERCENTAGE - Subtract goals allowed from shots against to determine saves, then divide saves by shots against.

SHOOTING PERCENTAGE - Divide the number of goals scored by the number of shots taken.

SHORTHANDED GOAL - A goal scored by a Club while it is at a manpower disadvantage due to a penalty. The same cases apply in a similar but opposite way for shorthanded as for power-play goals.

SHOT ON GOAL - If a player shoots a puck with the intention of scoring and if that shot would have gone in the net had the goaltender not stopped it, the shot is recorded as a "shot on goal"

SHUTOUT - If two goaltenders combine for a shutout, neither receives credit for it. Instead it is recorded as a Club shutout.

TENTHS OF A SECOND - If a penalty or goal occurs in the last minute, the time is rounded off to the previous second (ex: if a penalty is called with 12.4 seconds left in the period, the time indicated is 19:47, not 19:48)

TIE BREAKING FORMULA - In the event two or more Clubs are tied for total points, the order of standings and draft order is determined as follows:

- * the Club with the most victories will be placed higher in the standings

- * if Clubs remain tied, the Club earning the most points from the year's head-to-head competition will be placed higher in the standings. In the event an uneven number of home games against one another were played, the first game that created the disparity is discounted. Where more than two Clubs are tied in victories and points, the Club having the greatest percentage of available points earned among each other will be placed higher in the standings.

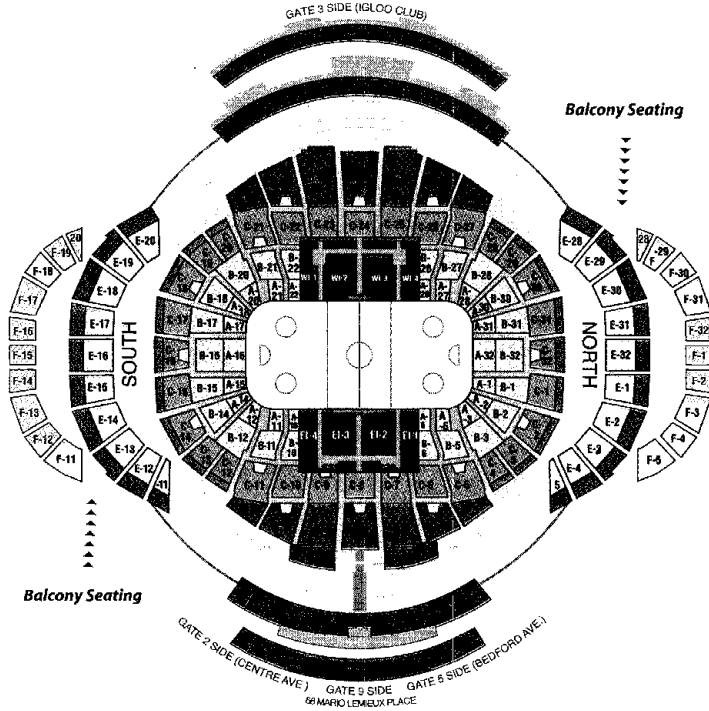
- * if Clubs remain tied, each club's "Goals Allowed" are subtracted from its "Goals For" during the entire regular season. The Club with the greater differential will be placed higher in the standings.









KEY DATES

Sept. 14 -	First Preseason Game
Sept. 26 -	Trade Deadline at 2pm, EDT. Trade freeze in effect through completion of Waiver Draft on Sept. 29
Sept. 27 -	Club protected and available lists for Waiver Draft released.
Sept. 29 -	Waiver Draft at 12:00pm, EDT
Sept. 30 -	Unsigned draft choices claimed in fourth and subsequent rounds of Entry Draft must be returned to juniors
Oct. 3 -	Unsigned draft choices claimed in first three rounds of Entry Draft must be returned to junior clubs
Oct. 4 -	Regular season begins
Oct. 7-8 -	Game ONE Japan
Nov. 11 -	Hockey Hall of Fame Game, Chicago at Toronto
Nov. 13 -	Hall of Fame Induction Ceremony, Toronto
Nov. 15 -	General Managers' Meeting (Toronto)
Dec. 8 -	Deadline for media to submit All-Star Game credential applications
Dec. 19-27 -	Roster freeze in effect. For all players on NHL roster as of mid night local time on Dec. 19, a roster freeze shall apply through midnight local time on Dec. 27, with respect to waivers, trades and other player assignments. Players may be recalled to NHL clubs during this period.
Dec. 26-Jan. 5 -	IIHF World Championships (Moscow)
Jan. TBA -	All-Star Balloting ends, All-Star starters announced, All-Star rosters announced
Jan. 31-Feb. 4 -	NHL FANTasy (Denver)
Feb. 3-4 -	NHL All-Star Weekend (Denver)
Feb. 4 -	51st NHL All-Star Game (Pepsi Center, Denver)
Feb. 7 -	NHL/CHL Top Prospects Game (Pengrowth Saddledome, Calgary)
Mar. 13 -	Trade Deadline, 3pm EST
Apr. 8 -	Regular season concludes
Apr. 11 -	Stanley Cup Playoffs begin
Apr. 13 -	Deadline for media to submit Stanley Cup Finals credential applications
Apr. 27 -	Deadline for media to submit Entry Draft credential applications
Apr. 28-May 13 -	IIHF World Championships (Germany)
April TBA -	Lester Patrick Award Luncheon
June TBA -	Entry Draft Drawing
June 11 -	Latest possible date for Stanley Cup Finals game
June 14 -	NHL Awards Television Special (Toronto)
June 22 -	NHL Entry Draft Top Prospects Preview (Ft. Lauderdale)
June 23-24 -	NHL Entry Draft (National Car Rental Center, Sunrise, Fla.)
July 1 -	Eligible players transferred to free agent list
July 15 -	Deadline for eligible Group II players to elect salary arbitration
	Deadline for eligible players to elect Group V free agency
Aug. 17 -	Final date for arbitration decisions to be rendered

Mellon Arena

MELLON ARENA SEATING CHART



- | | |
|---|--|
|  A/B Level |  Rear E Balcony |
|  C Level |  Igloo Seats |
|  D Level |  Club Seats |
|  E/F Balcony |  Suites |

OCTOBER

Sun	Mon	Tue	Wed	Thu	Fri	Sat
1	2	3	4	5	6	7 NASH @ Japan 11:00am
8 NASH @ Japan 11:00am	9	10	11	12	13 TB 7:30	14 NYK 7:30
15	16	17	18 CAR 7:30	19 OTT 7:30	20	21 CHI 7:30
22	23	24	25 OTT 7:30	26	27 NYK 8:30	28 NY 7:30
29	30	31				

NOVEMBER

Sun	Mon	Tue	Wed	Thu	Fri	Sat
			1 STL 16:30	2	3 WAS 10:00	4 CAL 10:00
5	6	7	8 PHI 7:00	9	10 NY 7:30	11 EDM 7:30
12	13 COL 7:00	14	15	16 STL 6:00	17	18 ATL 7:30
19	20	21	22 CAR 7:30	23	24 PHI 1:00	25 LA 7:30
26	27	28 BOS 7:00	29	30		

DECEMBER

Sun	Mon	Tue	Wed	Thu	Fri	Sat
					1 MIN 7:30	2 BUF 7:30
3	4	5 OTT 7:00	6 BOS 7:30	7	8	9 TOR 7:30
10 PHI 7:00	11	12	13 MIN 7:30	14	15 FLA 7:30	16 MON 7:00
17	18	19	20 FLA 7:30	21 TB 7:30	22	23 DAL 7:30
24	25	26 BUF 7:30	27 TOR 7:30	28	29	30 OTT 7:30
31						

JANUARY

Sun	Mon	Tue	Wed	Thu	Fri	Sat
	1	2	3 WAS 7:30	4	5 MON 7:30	6
7	8 WAS 7:00	9	10 BOS 7:00	11	12 NY 7:30	13 MTI 7:30
14	15 ANA 2:00	16	17 PHI 7:00	18	19 DAL 6:00	20
21 CHI 8:30	22	23	24 MON 7:30	25	26	27 ATL 7:30
28	29	30 ATL 7:30	31 PHI 7:30			

FEBRUARY

Sun	Mon	Tue	Wed	Thu	Fri	Sat
				1	2	3 ALL STAR WEEKEND
4 ALL STAR WEEKEND	5	6	7	8 PHI 7:30	9	10 NY 8:00
11 MIN 8:00	12	13	14 MIN 7:30	15	16 NY 7:30	17 CLB 7:30
18	19 COL 8:00	20	21 FLA 7:00	22	23 NYK 7:30	24
25 NY 5:00	26	27	28 MON 7:30			

MARCH


Sun	Mon	Tue	Wed	Thu	Fri	Sat
				1	2	3 WAS 8:00
4	5	6	7	8 WAS 7:30	9	10 CAL 7:30
11	12 NY 7:30	13	14 NY 7:30	15	16 FLA 7:30	17 TB 7:30
18	19	20	21 BOS 7:00	22	23 CAR 7:00	24
25 NY 2:00	26	27 BUF 7:00	28	29 CHI 7:30	30	31 STL 3:00

APRIL

Sun	Mon	Tue	Wed	Thu	Fri	Sat
1	2 NY 7:30	3	4 TB 7:30	5	6	7 PHI 8:00
8 CAR 1:30	9	10	11	12	13	14
15	16	17	18	19	20	21


Home Away

All times EST
All Games Televised on FOX SportsNet Pittsburgh
Unless Otherwise Noted



2000-01 PITTSBURGH PENGUINS SCHEDULE

®



GAME ONE

J A P A N

2000 OPENING GAMES

The Penguins open the 2000-01 National Hockey League season with their longest road trip in team history. The Pens will travel to the Far East to compete in a two-game series with the Nashville Predators just outside of Tokyo, Japan.

The Penguins and Predators will face-off at the new Saitama Super Arena in the third and fourth events ever to be held in the state-of-the-art sports facility. It is one of the largest multi-purpose facilities in all of Japan.

This is the third such season-opening trip that the NHL, NHLPA, Japan Ice Hockey Federation and Dentsu Sports Marketing have put on. In 1997, The Vancouver Canucks and Mighty Ducks of Anaheim played the first regular season games in Japan, and the Calgary Flames and San Jose Sharks returned to the Orient the following season.

In addition to the two games, a series of practice clinics with the Penguins and Predators will take place for local Japanese teams. The NHL will also hold HockeyFest, an interactive festival which features in-line hockey tournaments, slap-shot cages, the NHL Cool Air inflatable rink and a variety of other attractions for international hockey fans.