

Rick Kehoe
Lady Byng Trophy

Randy Carlyle
Norris Trophy

1981/82

PITTSBURGH
Penguins

Pittsburgh Penguins



1981-82 HOME SCHEDULE

DAY	DATE	OPPONENT	TIME
Saturday	October 10	Quebec	8:05
Wednesday	October 14	NY Islanders	7:35
Saturday	October 17	Minnesota	8:05
Tuesday	October 20	Colorado	7:35
Wednesday	October 28	Toronto	7:35
Saturday	October 31	Buffalo	8:05
Wednesday	November 4	NY Rangers	7:35
Saturday	November 7	Philadelphia	8:05
Wednesday	November 18	St. Louis	7:35
Friday	November 20	Toronto	7:35
Wednesday	November 25	Montreal	7:35
Saturday	November 28	Detroit	8:05
Wednesday	December 2	Winnipeg	7:35
Wednesday	December 9	Philadelphia	7:35
Saturday	December 12	Washington	8:05
Wednesday	December 16	Los Angeles	7:35
Saturday	December 19	NY Rangers	8:05
Saturday	December 26	Buffalo	8:05
Wednesday	December 30	Washington	7:35
Saturday	January 2	Hartford	8:05
Saturday	January 9	Vancouver	8:05
Wednesday	January 20	Boston	7:35
Saturday	January 23	Philadelphia	8:05
Wednesday	January 27	NY Islanders	7:35
Saturday	January 30	Winnipeg	8:05
Wednesday	February 3	Minnesota	7:35
Saturday	February 6	Washington	8:05
Wednesday	February 10	Hartford	7:35
Saturday	February 13	Los Angeles	8:05
Wednesday	February 17	NY Rangers	7:35
Saturday	February 20	Philadelphia	8:05
Sunday	February 21	NY Islanders	7:35
Saturday	February 27	Edmonton	8:05
Wednesday	March 3	Boston	7:35
Sunday	March 7	Calgary	7:35
Saturday	March 13	Colorado	8:05
Wednesday	March 24	NY Rangers	7:35
Saturday	March 27	Chicago	8:05
Wednesday	March 31	Washington	7:35
Sunday	April 4	NY Islanders	2:35

All games home and away on KQV Radio (1410 AM)

PITTSBURGH Penguins

1981-82

FACT BOOK

Published by: Pittsburgh Penguins, Inc.

EDITOR: Terry Schiffhauer

ASSISTANT EDITOR: Cindy Himes

PHOTOS: Paul Salva


COVER PHOTO: Paul Salva

\$3.00

PITTSBURGH PENGUINS

Phone (412) 434-8911 Civic Arena TWX 710-664-3081
 Gate #7
 Pittsburgh, Pennsylvania 15219

Chairman of the Board & President **Edward J. DeBartolo, Sr.**
 Vice President **Marie Denise DeBartolo York**
 Vice President & General Counsel **J. Paul Martha**
 Vice President & Treasurer **Thomas F. Rossetti**
 General Manager **Baz Bastien**
 Coach **Eddie Johnston**
 Assistant Coach **Mike Corrigan**
 Director of Player Personnel **Ken Schinkel**
 Western Scout **Clare Rothermal**
 Eastern Scout **Billy Taylor**
 Quebec Scout **Albert Mandanici**
 Director of Media Relations **Terry Schiffhauer**
 Director of Marketing **Paul Steigerwald**
 Ticket Manager **Tom Wood**
 Trainer **Steve Thomas**
 Equipment Manager **John Doolan**
 Team Physicians **Dr. Chuck Stone, Dr. Russ Leslie**
 Dr. Larry Ellis & Dr. Lee Dameshek
 Team Dentists **Dr. Stephen Todorovich & Dr. David Wessel**
 Team Photographer **Paul Salva**
 Executive Offices **Gate #7, Civic Arena**
 Seating Capacity **16,033**
 Location of Press Box **East Side of Building**
 Dimensions of Rink **200 feet by 85 feet**
 Nickname **Penguins**
 Club Colors **Black, Gold & White**
 Uniforms **HOME: White base trimmed with gold & black**
 or Gold base trimmed with white & black
 AWAY: Black base trimmed with gold & white
 Club Trains at **Erie, Pa. & Pittsburgh, Pa.**
 Radio Station **KQV (1410)**
 Play-by-Play Announcer **Mike Lange**
 Television Station **WPTT (22)**
 Television Commentators **Mike Lange & Terry Schiffhauer**



EDWARD J. DEBARTOLO
 Chairman of the Executive Committee

Edward J. DeBartolo is Chairman of the Board and Chief Executive Officer of The Edward J. DeBartolo Corporation, a privately-held national real estate development firm that designs, builds, owns and operates more shopping centers and enclosed malls than any other builder in the world.

Mr. DeBartolo is a graduate of the University of Notre Dame and a registered civil engineer. He organized his firm in 1948, opened his first shopping center in 1949 and went on to develop over a hundred major, regional centers and enclosed malls within three decades.

He is acclaimed in this country and in foreign lands for his expertise in selecting sites, planning, designing, building, owning and operating large shopping mall projects. He owns the projects he builds and is one of the nations largest landlords.

His firm, which is headquartered in Youngstown, Ohio, is a multi-faceted operation under one roof, capable of producing every phase of every DeBartolo project, regardless of size or location, and managing and operating it after it is complete. His staff includes engineers, architects, designers, construction companies, financiers, lawyers, leasing specialists, research analysts, purchasing specialists, management and maintenance teams, and a complete advertising and promotion department.

In addition to the vast shopping center empire, the DeBartolo family is the nation's largest investor in sports franchises and facilities. Included in this area are the San Francisco Forty Niners of the National Football League, owned and operated by Edward J. DeBartolo, Jr.; the Penguins of the National Hockey League and the company's two newest additions - the Pittsburgh Spirit of the Major Indoor Soccer League and the Civic Arena. Other diversified holdings include the company's thoroughbred horse racing facilities in Ohio, Louisiana, and Illinois, several hotels in the Cleveland area, industrial and executive office parks, racquetball facilities, condominium developments, orange groves in Florida, and majority interests in four Florida banks.

Mr. DeBartolo is a civic and community leader and fund raiser and has headed the Ohio Cancer Crusade and Heart Fund Campaigns. He is a member of the Thoroughbred Racing Association, Urban Land Institute and the National Realty Committee, and has served on the Board of the International Council of Shopping Centers and on the Advisory Council of the University of Notre Dame.



MARIE DENISE DEBARTOLO YORK
Vice-President

Marie Denise DeBartolo York is Executive Vice President of The Edward J. DeBartolo Corporation, the nation's largest developer of regional shopping malls, owner of professional sports franchises, banking interests, hotels, motels, condominiums, executive office parks, and thousands of acres of land in many parts of the United States.

Upon graduation from St. Mary's College, Notre Dame, Marie Denise joined the corporation as its first Director of Personnel.


Her B. A. degree in Sociology had prepared her well for the task she would undertake. Her dramatic accomplishments earned her the title of Vice President in 1976 and in 1980 she was elevated to Executive Vice President, Personnel and Public Relations.

The corporation's outstanding employee relations and benefits program are the products of Marie Denise's imagination and consideration, and her objective view of ideal management/employee teamwork.

Marie Denise is dedicated to her responsibilities with the corporation, believing, in the true style of her pioneering father, that work is both satisfying and gratifying.

Her number one pastime is spectator sports, namely watching and rooting for the family teams -- the San Francisco Forty Niners, the Pittsburgh Penguins and the Pittsburgh Spirit -- and the thoroughbreds that run at the family's Ohio, Illinois and Louisiana race tracks.

She is married to Dr. John C. York II, and they are the parents of a son, John Edward, born March 9, 1981.



PAUL MARTHA
Vice President & General Counsel

Paul Martha is responsible for the daily operation of the Pittsburgh Penguins and his responsibilities have increased with the recent takeover of the Civic Arena by the Edward J. DeBartolo Corporation.

Now as Vice-President of the Civic Arena Corporation, Paul is attempting to make the Civic Arena one of the top sports facilities in the country. With the return of the Pittsburgh Spirit, Major Indoor Soccer League, professional boxing and long range improvement plans for the Arena, Paul has very few free moments to enjoy his family.

The former All American at Pitt earned his Bachelor of Science degree and was a standout football player with the Pittsburgh Steelers and Denver Broncos.

Paul and his wife, Bobbie, are the parents of three sons.



THOMAS F. ROSSETTI
Secretary & Treasurer

Thomas F. Rossetti moved up a step on the Corporate ladder in early 1981, when he was named Vice President - Sports and Diversified Operations of The Edward J. DeBartolo Corporation.

Based out of DeBartolo's Youngstown, Ohio office, Tom stays on the move administering to DeBartolo's multi-faceted diversified interests that include sports, racetracks, hotels, the Arena, and a variety of other enterprises.

In addition to his role with the Penguins, Tom holds a similar position with the recently acquired Pittsburgh Spirit and he also serves as a Vice President of the Civic Arena Corporation.

Born in Brooklyn, New York, and a former New Jersey resident, Mr. Rossetti attended nearby St. Francis College in Loretto, where he received his bachelor's degree in Accounting in 1970.

He joined the DeBartolo Corporation in 1973 and has served in various capacities including the researching of any proposed sports or related acquisitions for the Company.

Tom and his wife Christine are the parents of three sons.

BAZ BASTIEN
General Manager



When you see Baz Bastien on the telephone, it means one of two things, he is busy arguing the merits of a player with an agent or trying to pry some talent from another general manager in the NHL.

The former goaltender has earned a reputation as a tough negotiator at contract time and who can question the deals for Randy Carlyle, Paul Gardner and several of the new faces on this year's club.

For the first time since returning to Pittsburgh, the former Dapper Dan Award winner will be responsible for a minor league affiliate, the Erie Blades in the American Hockey League.

EDDIE JOHNSTON
Coach




E.J. and Baz Bastien form the only ex-goaltender management team in the NHL and after watching E.J. work one season, it is no wonder he is considered among the top coaches in hockey.

He was the last player to play every minute of a season when he played in all 70 games with the 1963-64 Boston Bruins. A member of two Stanley Cup teams, he also played with Toronto, St. Louis and Chicago before entering the coaching ranks.

Eddie spent one year coaching Chicago before coming to the Pens. He and his wife, Diane, are the parents of two sons and a daughter.

MIKE CORRIGAN
Assisant Coach



Mike Corrigan's responsibilities range from pre-scouting of opponents to helping Eddie Johnston run the daily practices.

Now in his third season as an assistant, Mike formerly played for Los Angeles, Vancouver and Pittsburgh before his career ended when he suffered a fractured ankle during the 1977-78 season while playing for the Pens. "Barney" and his wife, Claudette, are the parents of four children.

PENGUIN STAFF
PRESS RELATIONS

SCOUTING

MARKETING



Ken Schinkel
Director of
Player Personnel




Terry Schiffhauer
Director of
Press Relations



Paul Steigerwald
Director of
Marketing



Clare Rothermal
Western Scout



Cindy Himes
Press Relations
Assistant



Bill Bekavac
Purchasing Agent




Billy Taylor
Eastern Scout

TRAINERS



Steve Thomas
Trainer



Denise LeDonne
Marketing Assistant



Albert Mandanici
Quebec Scout



John Doolan
Equipment Manager



Peggy Bastien
Receptionist

PENGUIN STAFF

TICKETS



Tom Wood
Ticket Manager



Diane Dubis



Charlotte Wood



Tom Kapples

EXECUTIVE & FINANCE



Peggy Dolan



Karen Tarasi



Marian Sefcik

IGLOO CLUB



Mike Wood
Manager

Don Ammon

Barbara Scott

Bob Martz

OFF ICE OFFICIALS

Frank Tyson
Dave Reynolds
Bob Ferons
Jack Powell
George Coultas
Tom Lloyd
Paul Schlösser

Keith Schreiber
Ron Harris
Leo Rudzki
Tom Saulsbury
Jeff Gally
Mike Amoroso
Don Ferraro

John Barbero
Pete Gitnik
Darrel Dragula
Jim Gricar
Norm Trageser
Radio Rich

DEVELOPMENT TEAMS

The Pittsburgh Penguins will supply players to the Erie Blades in the American Hockey League and the Muskegon Mohawks in the International Hockey League.

Dr. John R. Caruso is the President of the Erie Blades, who after winning three straight Eastern Hockey League championships, move up to the AHL.

Former Penguin Lou Angotti will serve as the Coach of the Blades. Lou formerly coached the St. Louis Blues and New Brunswick in the AHL.

Both the Penguins and Boston Bruins will supply players for the Blades.



Dr. Caruso



Lou Angotti

AMERICAN HOCKEY LEAGUE

SOUTHERN DIVISION


Erie Blades
Binghamton Whalers (5-5)
Hershey Bears (5-5)
Rochester Americans (5-5)
New Haven Nighthawks (4-4)
Adirondack Red Wings (4-4)

NORTHERN DIVISION

Fredricton Express (3-3)
New Brunswick Hawks (3-3)
Nova Scotia Voyageurs (3-3)
Maine Mariners (4-4)
Springfield Indians (4-4)

First three teams in each division and the next two teams with the highest point totals will qualify for the Calder Cup Playoffs.

The Penguins will also be sending players to Muskegon of the International Hockey League. Gerry Moore is General Manager and Paul Ppiel is the Coach of the Mohawks.



Gerry Moore
General Manager

Muskegon Mohawks



Paul Ppiel
Coach

ERIE BLADES 1981-82

HOME				AWAY		
DAY	DATE	OPPONENT	TIME	DAY	DATE	OPPONENT
Wednesday	October 7	Binghamton	7:30	Saturday	October 17	Springfield
Saturday	October 10	New Brunswick	8:00	Sunday	October 18	Rochester
Sunday	October 11	New Brunswick	7:30	Saturday	November 7	Hershey
Wednesday	October 14	Maine	7:30	Friday	November 13	New Haven
Wednesday	October 21	Nova Scotia	7:30	Saturday	November 14	Maine
Friday	October 23	Nova Scotia	8:00	Saturday	November 21	Hershey
Saturday	October 24	Rochester	8:00	Wednesday	November 25	New Haven
Wednesday	October 28	New Haven	7:30	Saturday	November 28	Springfield
Friday	October 30	Adirondack	8:00	Saturday	December 5	Adirondack
Friday	November 6	Maine	8:00	Sunday	December 13	New Haven
Wednesday	November 11	Springfield	7:30	Saturday	December 19	Hershey
Wednesday	November 18	Fredricton	7:30	Sunday	December 20	Rochester
Friday	November 20	Binghamton	8:00	Saturday	December 26	Maine
Thursday	November 26	New Haven	7:30	Sunday	December 27	New Brunswick
Sunday	November 29	Adirondack	7:30	Tuesday	December 29	Nova Scotia
Wednesday	December 2	Binghamton	7:30	Wednesday	December 30	New Brunswick
Friday	December 4	Hershey	8:00	Thursday	December 31	Fredricton
Wednesday	December 9	Nova Scotia	7:30	Saturday	January 2	Maine
Friday	December 11	Hershey	8:00	Friday	January 8	Rochester
Saturday	December 12	Rochester	8:00	Wednesday	January 13	Binghamton
Wednesday	December 16	New Brunswick	7:30	Saturday	January 16	Springfield
Friday	December 18	Binghamton	8:00	Saturday	January 23	Maine
Sunday	January 3	Adirondack	7:30	Saturday	January 30	Hershey
Wednesday	January 6	Springfield	7:30	Sunday	January 31	Binghamton
Friday	January 15	Binghamton	8:00	Wednesday	February 3	Adirondack
Wednesday	January 20	Springfield	7:30	Sunday	February 7	Rochester
Wednesday	January 27	New Haven	7:30	Friday	February 12	Binghamton
Friday	January 29	Hershey	8:00	Saturday	February 13	Springfield
Friday	February 5	Hershey	8:00	Sunday	February 14	New Brunswick
Wednesday	February 10	Maine	7:30	Tuesday	February 16	Nova Scotia
Saturday	February 27	Rochester	8:00	Thursday	February 18	Fredricton
Sunday	February 28	Rochester	2:00	Friday	February 19	Nova Scotia
Wednesday	March 3	Springfield	7:30	Sunday	February 21	Fredricton
Friday	March 5	Maine	8:00	Friday	February 26	Binghamton
Saturday	March 6	Adirondack	8:00	Sunday	March 14	Adirondack
Wednesday	March 10	Fredricton	7:30	Wednesday	March 17	Hershey
Friday	March 12	Fredricton	8:00	Saturday	March 20	Adirondack
Saturday	March 13	New Haven	8:00	Sunday	March 21	New Haven
Saturday	March 26	Rochester	8:00	Sunday	March 28	Binghamton
Friday	April 2	Hershey	8:00	Sunday	April 4	Rochester

RECORD - YEAR BY YEAR

YEAR	GP	W	L	T	PTS	GF	GA	FINISH
1980-81	80	30	37	13	73	302	345	Third*
1979-80	80	30	37	13	73	251	303	Third*
1978-79	80	36	31	13	85	281	279	Second*
1977-78	80	25	37	18	68	254	321	Fourth
1976-77	80	34	33	13	81	240	252	Third*
1975-76	80	35	33	12	82	339	303	Third*
1974-75	80	37	28	15	89	326	289	Third*
1973-74	78	28	41	9	65	242	273	Fifth
1972-73	78	32	37	9	73	257	265	Fifth
1971-72	78	26	38	14	66	220	258	Fourth*
1970-71	78	21	37	20	62	221	240	Sixth
1969-70	76	26	38	12	64	182	238	Second*
1968-69	76	20	45	11	51	189	252	Fifth
1967-68	74	27	34	34	67	195	216	Fifth
TOTAL	1098	407	506	185	999	3499	3834	

* - Qualified for Stanley Cup Playoffs

HOME RECORD

YEAR	GP	W	L	T	PTS	GF	GA
1980-81	40	21	16	3	45	160	154
1979-80	40	20	13	7	47	145	134
1978-79	40	23	12	5	51	152	120
1977-78	40	16	15	9	41	143	147
1976-77	40	22	12	6	50	139	119
1975-76	40	23	11	6	52	196	137
1974-75	40	25	5	10	60	192	113
1973-74	39	15	18	6	36	124	116
1972-73	39	24	11	4	52	150	104
1971-72	39	18	15	6	42	132	125
1970-71	39	18	12	9	45	126	92
1969-70	38	17	13	8	42	105	108
1968-69	38	12	20	6	30	99	113
1967-68	37	15	12	10	40	115	101
TOTAL	549	269	185	95	633	1978	1683

AWAY RECORD

YEAR	GP	W	L	T	PTS	GF	GA
1980-81	40	9	21	10	28	142	191
1979-80	40	10	24	6	26	106	169
1978-79	40	13	19	8	34	129	159
1977-78	40	9	22	9	27	111	174
1976-77	40	12	21	7	31	101	133
1975-76	40	12	22	6	30	143	166
1974-75	40	12	23	5	29	134	176
1973-74	39	13	23	3	29	118	157
1972-73	39	8	26	5	21	107	161
1971-72	39	8	24	8	24	88	133
1970-71	39	3	25	11	17	95	148
1969-70	38	9	25	4	22	77	130
1968-69	38	8	25	5	21	90	139
1967-68	37	12	22	3	27	80	115
TOTAL	549	138	321	90	366	1521	2151

PLAYOFF RECORD

1980-81	Lost to St. Louis 3-2 in Preliminary Round
1979-80	Lost to Boston 3-2 in Preliminary Round
1978-79	Eliminated Buffalo 2-1 in Preliminary Round Lost to Boston 4-0 in Quarter-final Round
1976-77	Lost to Toronto 2-1 in Preliminary Round
1975-76	Lost to Toronto 2-1 in Preliminary Round
1974-75	Eliminated St. Louis 2-0 in Preliminary Round Lost to New York Islanders 4-3 in Quarter-final Round
1971-72	Lost to Chicago 4-0 in Quarter-final Round
1969-70	Eliminated Oakland 4-0 in Quarter-final Round Lost to St. Louis 4-2 in Semi-final Round

PENGUIN COACHES & RECORDS

1967-68	George "Red" Sullivan
1968-69	George "Red" Sullivan
1969-70	Leonard "Red" Kelly
1970-71	Leonard "Red" Kelly
1971-72	Leonard "Red" Kelly
1972-73	Leonard "Red" Kelly & Ken Schinkel (Jan. 13, 1973)
1973-74	Ken Schinkel & Marc Boileau (Feb. 6, 1974)
1974-75	Marc Boileau
1975-76	Marc Boileau & Ken Schinkel (Jan. 17, 1976)
1976-77	Ken Schinkel
1977-78	Johnny Wilson
1978-79	Johnny Wilson
1979-80	Johnny Wilson
1980-81	Eddie Johnston

	Games	Won	Lost	Tied	Points	Percentage
Marc Boileau	151	66	61	24	156	.517
Ken Schinkel	203	83	92	28	194	.478
Johnny Wilson	240	91	105	44	226	.471
Eddie Johnston	80	30	37	13	73	.456
Red Kelly	274	90	132	52	232	.423
Red Sullivan	150	47	79	24	118	.393
TOTAL	1098	407	506	185	999	.455

PENS ON RADIO & TELEVISION

The Penguins will broadcast all 80 games this season on the Pittsburgh Penguins Radio Network. KQV Radio (1410 AM) will be the flagship station. Other stations on the network include:

WHJB-AM (620 AM) in Greensburg, Pa.
 WKST-AM (1280 AM) in New Castle, Pa.
 WBVP-AM (1230 AM) in Beaver Falls, Pa.
 WJPA-AM (1450 AM) in Washington, Pa.
 WEIR-AM (1430 AM) in Weirton, W. Va.
 WJAC-AM (850 AM) in Johnstown, Pa.
 WNUF-FM (100.7 FM) in Millvale, Pa.
 WBBW-AM (1240 AM) in Youngstown, Ohio
 WCVI-AM (1340 AM) in Connellsville, Pa.

The Penguins will simulcast 25 games on WPTT-TV (Channel 22).



Mike Lange
Voice of the Penguins

Mike Lange, the Voice of the Penguins will again handle all of the action on radio and television. This will be the seventh season for Lange, who has also done professional soccer and baseball.

Terry Schiffhauer will handle the color commentary on the simulcasts and Paul Steigerwald will provide intermission features.

1981-82 TV SCHEDULE

Tue.	Oct. 6	St. Louis Blues	9:00 PM
Wed.	Oct. 7	Chicago Black Hawks	8:30 PM
Sun.	Oct. 11	Philadelphia Flyers	7:00 PM
Thu.	Oct. 29	Philadelphia Flyers	7:30 PM
Wed.	Nov. 11	Washington Capitals	7:30 PM
Sat.	Nov. 21	Montreal Canadiens	8:00 PM
Sat.	Dec. 5	St. Louis Blues	9:00 PM
Sun.	Dec. 6	Buffalo Sabres	7:00 PM
Mon.	Dec. 14	New York Rangers	8:00 PM
Sun.	Dec. 20	Philadelphia Flyers	7:00 PM
Wed.	Dec. 23	Toronto Maple Leafs	8:00 PM
Sun.	Jan. 3	Hartford Whalers	7:00 PM
Wed.	Jan. 6	Chicago Black Hawks	8:30 PM
Thu.	Jan. 7	Detroit Red Wings	7:30 PM
Thu.	Jan. 21	New York Islanders	8:00 PM
Tue.	Jan. 26	New York Islanders	8:00 PM
Sun.	Jan. 31	Washington Capitals	7:00 PM
Sun.	Feb. 7	Philadelphia Flyers	7:00 PM
Tue.	Feb. 16	New York Islanders	8:00 PM
Thu.	Feb. 25	New York Islanders	8:00 PM
Sun.	Feb. 28	New York Rangers	7:30 PM
Wed.	Mar. 10	Washington Capitals	7:30 PM
Sat.	Mar. 20	Los Angeles Kings	10:00 PM
Sun.	Mar. 28	Washington Capitals	7:00 PM
Fri.	Apr. 2	New York Rangers	8:30 PM

RUSS ANDERSON

Defense 6'3" 210 lbs.
 Age: 26 (February 12, 1955)
 Born: Minneapolis, Minn.
 Shoots: Left
 Acquired: 1975 Amateur Draft
 (2nd round)




Russ Anderson begins his sixth season with the Penguins and is coming off a season in which he missed 46 games because of a broken finger that eventually required surgery. Russ suffered a compound fracture of the ring finger missed 13 games, returned and broke the finger again against the Islanders, missed 16 games, returned again and broke the finger again missing 17 games and the playoffs. He led the club in the plus/minus category with a plus 11 rating. His wife, Dorothy Benham, is the former Miss America of 1977 and serves as co-host of the annual Miss America Pageant.

Season Club	League	Regular Season				Playoffs					
		GP	G	A	PTS	PIM	GP	G	A	PTS	PIM
1974-75 U. of Minn	WCHA	30	2	7	9	35	-	-	-	-	-
1975-76 U. of Minn	WCHA	28	0	5	5	81	-	-	-	-	-
1976-77 Hershey	AHL	11	0	4	4	35	-	-	-	-	-
1976-77 Pittsburgh	NHL	66	2	11	13	81	3	0	1	1	14
1977-78 Pittsburgh	NHL	74	2	16	18	150	-	-	-	-	-
1978-79 Pittsburgh	NHL	72	3	13	16	93	2	0	0	0	0
1979-80 Pittsburgh	NHL	76	5	22	27	150	5	0	2	2	14
1980-81 Pittsburgh	NHL	34	3	14	17	112	-	-	-	-	-
NHL Totals		322	15	76	91	586	10	0	3	3	28
PGH Totals		322	15	76	91	586	10	0	3	3	28

PAUL BAXTER

Defense 5'11" 200 lbs.
 Age: 26 (October 25, 1955)
 Born: Winnipeg, Manitoba
 Shoots: Right
 Acquired: Signed as free agent



Paul Baxter is another of the Pens' tough defensemen who also missed a large portion of the season due to an injury. During a fight on November 5, Paul was cut accidentally by a linesmen and required micro-surgery for cut wrist tendons. Paul missed 26 games, but upon his return he scored 2 goals and an assist and was the star of the game in a 7-3 triumph over the Stanley Cup champion New York Islanders. He averaged 4 penalty minutes a game and led the club with 204 minutes during the season. He was originally drafted by Pittsburgh in 1975, but spent time in the World Hockey Association where he was the all-time penalty leader before coming to Pittsburgh in a free agent deal in 1980.

Season Club	League	Regular Season					Playoffs				
		GP	G	A	PTS	PIM	GP	G	A	PTS	PIM
1974-75 Cleveland	WHA	5	0	0	0	0	-	-	-	-	-
1975-76 Syracuse	NAHL	3	1	2	3	9	-	-	-	-	-
1975-76 Cleveland	WHA	67	3	7	10	201	3	0	0	0	10
1976-77 Maine	NAHL	6	1	4	5	52	-	-	-	-	-
1976-77 Quebec	WHA	66	6	17	23	244	12	2	2	4	35
1977-78 Quebec	WHA	76	6	29	35	240	11	4	7	11	42
1978-79 Quebec	WHA	76	10	36	46	240	4	0	2	2	7
1979-80 Quebec	NHL	61	7	13	20	145	-	-	-	-	-
1980-81 Pittsburgh	NHL	51	5	14	19	204	5	0	1	1	28
NHL Totals		112	12	27	39	349	5	0	1	1	28
PGH Totals		51	5	14	19	204	5	0	1	1	28

PAT BOUTETTE

Left Wing 5'8" 175 lbs.
 Age: 29 (March 1, 1952)
 Born: Windsor, Ontario
 Shoots: Left
 Acquired: Compensation from
 Hartford



Pat Boutette was one of two players acquired from the Hartford Whalers as part of compensation for the Whalers signing Greg Millen during the off season. Pat will be starting his eighth season in the NHL. He broke in with Toronto in 1975 and was traded to Hartford in 1979. Last year with the Whalers he was the club's second leading scorer with 80 points. He has averaged over 100 penalty minutes per year and his steady play-making and corner work make him a valuable addition to the lineup. He is a former All American at the University of Minnesota at Duluth. He could give the Pens an all-Ex-Toronto line if he teams up with Paul Gardner and Rick Kehoe.

Season Club	League	Regular Season					Playoffs				
		GP	G	A	PTS	PIM	GP	G	A	PTS	PIM
1969-70 London	OHA	53	11	17	28	87	-	-	-	-	-
1970-71 U. of Minn.	WCHA	33	18	13	31	86	-	-	-	-	-
1971-72 U. of Minn.	WCHA	34	17	20	37	71	-	-	-	-	-
1972-73 U. of Minn.	WCHA	34	18	45	63	91	-	-	-	-	-
1973-74 Okla. City	CHL	70	17	34	51	118	10	0	7	7	35
1974-75 Okla. City	CHL	77	26	42	68	163	5	2	4	6	4
1975-76 Toronto	NHL	77	10	22	32	140	10	1	4	5	16
1976-77 Toronto	NHL	80	18	18	36	107	9	0	4	4	17
1977-78 Toronto	NHL	80	17	19	36	120	13	3	3	6	40
1978-79 Toronto	NHL	80	14	19	33	136	6	2	2	4	22
1979-80 Toronto	NHL	32	0	4	4	17	-	-	-	-	-
1979-80 Hartford	NHL	47	13	31	44	75	3	1	0	1	6
1980-81 Hartford	NHL	80	28	52	80	160	-	-	-	-	-
NHL Totals		476	100	165	265	755	41	7	13	20	101
PGH Totals	

RANDY BOYD

Defense 5'11" 192 lbs.
 Age: 19 (January 23, 1962)
 Born: Coniston, Ontario
 Shoots: Left
 Acquired: 1980 Amateur Draft
 (3rd round)



Randy Boyd was named the winner of the Max Kaminsky Trophy as the Most Outstanding Defenseman in the Ontario Hockey Association in 1980-81 while performing for the Ottawa 67'S, but the 19 year-old defenseman may be returned to junior hockey. Boyd was a third round choice by the Pens in the 1980 Entry Draft. He was the Captain of the Ottawa team and was the highest vote-getter in the OHA's All Star selection. He helped lead Ottawa to the second best record in the OHA and led the team in penalty minutes with 225. Randy is under contract to Pittsburgh and can be brought up at anytime from Ottawa to play for Pittsburgh.

Season Club	League	Regular Season					Playoffs				
		GP	G	A	PTS	PIM	GP	G	A	PTS	PIM
1979-80 Ottawa	OHA	65	3	21	24	148	-	-	-	-	-
1980-81 Ottawa	OHA	64	11	43	54	225	7	2	3	5	35
NHL Totals	
PGH Totals	

MIKE BULLARD

Center 5'10" 183 lbs.
 Age: 20 (March 10, 1961)
 Born: Ottawa, Ontario
 Shoots: Left
 Acquired: 1980 Amateur Draft
 (1st round)



Mike Bullard was a disappointed young man when he was returned to Brantford in the OHA last December after scoring only one goal in 14 games, but the move paid off as he developed into a strong two-way hockey player. He averaged better than a goal-a-game with 47 goals and 107 points in 42 games in the OHA, but his play in the Stanley Cup Playoffs in which he scored 3 goals and 3 assists almost enabled the Pens to upset St. Louis. Bullard has scored over 150 goals and 350 points in three years in the OHA. He scored 2 goals, including the winning goal in the Pens 6-3 win at home against the Blues. His first NHL goal was scored against Boston's Jim Craig on November 15.

Season Club	League	Regular Season					Playoffs				
		GP	G	A	PTS	PIM	GP	G	A	PTS	PIM
1978-79 Brantford	OHA	66	43	56	99	66	-	-	-	-	-
1979-80 Brantford	OHA	66	66	84	150	86	-	-	-	-	-
1980-81 Brantford	OHA	42	47	60	107	55	6	4	5	9	10
1980-81 Pittsburgh	NHL	15	1	2	3	19	4	3	3	6	0
NHL Totals		15	1	2	3	19	4	3	3	6	0
PGH Totals		15	1	2	3	19	4	3	3	6	0

RANDY CARLYLE

Defense 5'10" 200 lbs.
 Age: 25 (April 19, 1956)
 Born: Sudbury, Ontario
 Shoots: Left
 Acquired: Trade with Toronto in 1978




Randy Carlyle became the first Pittsburgh player in 14 years to be named to the NHL All Star team after setting club records with 16 goals, 67 assists and 83 points. He was also honored as the winner of the James Norris Trophy as the NHL's top defenseman. Randy was on the ice for 177 of Pittsburgh's 302 goals for 75 of the club's record setting 92 power play goals. Randy also established new marks with 39 assists and 46 points on the power play. He was selected to play for Team Canada in the Canada Cup series. He also signed a new contract during the off-season and will serve as the Chairman of the Pledgeathon for the United Way campaign in 1981. Randy was named Captain of the Pens on January 31 and also played in the NHL All Star game in Los Angeles. He also led all Pittsburgh scorers during the playoffs with 9 points and scored 2 goals in both of the team's wins over the Blues.

Season Club	League	Regular Season					Playoffs				
		GP	G	A	PTS	PIM	GP	G	A	PTS	PIM
1973-74 Sudbury	OHA	12	0	8	8	21	-	-	-	-	-
1974-75 Sudbury	OHA	67	17	47	64	118	-	-	-	-	-
1975-76 Sudbury	OHA	60	15	64	79	126	-	-	-	-	-
1976-77 Dallas	CHL	26	2	7	9	63	-	-	-	-	-
1976-77 Toronto	NHL	45	0	5	5	51	9	0	1	1	20
1977-78 Dallas	CHL	21	3	14	17	31	-	-	-	-	-
1977-78 Toronto	NHL	49	2	11	13	31	7	0	1	1	8
1978-79 Pittsburgh	NHL	70	13	34	47	78	7	0	0	0	12
1979-80 Pittsburgh	NHL	67	8	28	36	45	5	1	0	1	4
1980-81 Pittsburgh	NHL	76	16	67	83	136	5	4	5	9	9
NHL Totals		307	39	145	184	341	33	6	7	12	54
PGH Totals		213	37	129	166	259	17	5	5	10	25

Traded to **PITTSBURGH** by **TORONTO** with George Ferguson for Dave Burrows, June 13, 1978.

MARC CHORNEY

Defense 6'0" 200 lbs.
 Age: 23 (November 8, 1957)
 Born: Sudbury, Ontario
 Shoots: Left
 Acquired: 1979 Amateur Draft
 (6th round)



Marc Chorney joined the Penguins late last season after an outstanding collegiate career with the University of Dakota. At the end of the season he was named to the All American team and shortly after learning of that honor, he scored his first NHL goal in Vancouver. Being named the top defenseman in college, game the Pens the top three defensemen in the NHL (Carlyle), OHA (Randy Boyd) and college (Chorney). He has been lifting weights and working out in the off-season and has put on about ten pounds. Although a left handed shot, he is expected to play a lot on the right side.

Season	Club	League	Regular Season					Playoffs				
			GP	G	A	PTS	PIM	GP	G	A	PTS	PIM
1979-80	U. of N. Dakota	WCHA	39	7	38	45	54	-	-	-	-	-
1980-81	U. of N. Dakota	WCHA	35	8	34	42	72	-	-	-	-	-
1980-81	Pittsburgh	NHL	8	1	6	7	14	2	0	1	1	2
NHL Totals			8	1	6	7	14	2	0	1	1	2
PGH Totals			8	1	6	7	14	2	0	1	1	2

MICHEL DION

Goaltender 5'10" 184 lbs.
 Age: 27 (February 11, 1954)
 Born: Granby, Quebec
 Shoots: Right
 Acquired: Signed as Free Agent



Michel Dion signed on as a free agent with the Penguins during the off season and after the defection of Greg Millen to Hartford and a strong training camp, it appears Michel has earned the job as the teams number one goaltender. A former team mate of St. Louis Blues Goalie, Mike Luit, Michel split last season with Quebec and Winnipeg. One of his two career shut outs came against the Penguins in February of 1980 when he blanked the Pens 2 to 0.

Season	Club	League	Regular Season					Playoffs				
			GP	MP	GA	SO	AVG	GP	MP	GA	SO	AVG
1972-73	Montreal	QJHL	8		39	0	4.87	-	-	-	-	-
1973-74	Montreal	QJHL	31	1836	135	0	4.41	-	-	-	-	-
1974-75	Mohawk Valley	NAHL	28	1476	96	0	3.90	3	189	9	0	3.00
1974-75	Indianapolis	WHA	1	60	4	0	4.00	-	-	-	-	-
1975-76	Mohawk Valley	NAHL	22	1295	83	0	3.84	-	-	-	-	-
1975-76	Indianapolis	WHA	31	1860	85	0	2.74	3	126	5	0	3.26
1976-77	Indianapolis	WHA	42	2286	128	1	3.36	4	245	17	0	4.16
1977-78	Cincinnati	WHA	45	2356	140	4	3.57	-	-	-	-	-
1978-79	Cincinnati	WHA	30	1681	93	0	3.32	-	-	-	-	-
1979-80	Quebec	NHL	50	2773	171	2	3.70	-	-	-	-	-
1980-81	Indianapolis	CHL	6	364	19	0	3.13	-	-	-	-	-
1980-81	Quebec	NHL	12	688	61	0	5.32	-	-	-	-	-
1980-81	Winnipeg	NHL	14	757	61	0	4.83	-	-	-	-	-
NHL Totals			76	4218	293	2	4.17	-	-	-	-	-
PGH Totals			-	-	-	-	-	-	-	-	-	-

MARIO FAUBERT

Defense 6'1" 190 lbs.
 Age: 26 (December 2, 1954)
 Born: Valleyfield, Quebec
 Shoots: Right
 Acquired: 1974 Amateur Draft
 (4th round)




Mario Faubert enjoyed his most productive season in the NHL with 52 points, including 26 on the power play. Mario had the second most assists on the power play 23, second only to his partner Randy Carlyle. After five seasons of partial appearances due to injuries and assignments, Mario missed only 8 games last year when he suffered a pulled muscle. His first point of the season will be his 100th.

Season Club	League	Regular Season					Playoffs				
		GP	G	A	PTS	PIM	GP	G	A	PTS	PIM
1972-73 St. Louis U.	CCHA	38	3	36	39	68	-	-	-	-	-
1973-74 St. Louis U.	CCHA	40	8	35	43	62	-	-	-	-	-
1974-75 Hershey	AHL	54	13	21	34	76	11	2	7	9	4
1974-75 Pittsburgh	NHL	10	1	0	1	6	-	-	-	-	-
1975-76 Hershey	AHL	39	7	16	23	37	10	4	6	10	14
1975-76 Pittsburgh	NHL	21	1	8	9	10	-	-	-	-	-
1976-77 Hershey	AHL	32	8	19	27	42	-	-	-	-	-
1976-77 Pittsburgh	NHL	47	2	1	13	32	3	1	0	1	2
1977-78 Binghamton	AHL	7	0	3	3	12	-	-	-	-	-
1977-78 Pittsburgh	NHL	18	0	6	6	11	-	-	-	-	-
1978-79 Binghamton	AHL	73	7	33	40	50	10	3	7	10	6
1979-80 Pittsburgh	NHL	49	5	13	18	31	2	0	1	1	0
1980-81 Pittsburgh	NHL	72	8	44	52	118	5	1	1	2	4
NHL Totals		217	17	82	99	208	10	2	2	4	6
PGH Totals		217	17	82	99	208	10	2	2	4	6

GEORGE FERGUSON

Right Wing 6'0" 195 lbs.
 Age: 29 (August 22, 1952)
 Born: Trenton, Ontario
 Shoots: Right
 Acquired: Trade with
 Toronto in 1978



George Ferguson had his best goal-scoring year of his nine year career in the NHL by scoring 25 goals. Once again, the "Fergie Flyer" led the club with 3 shorthanded goals. He missed only one game last year because of a pulled groin muscle. He has won the Unsung Hero, Most Valuable Player and Three Star Award since coming to the Pens with Randy Carlyle in Pittsburgh's biggest deal ever. He shares the record of scoring three goals in a Stanley Cup Playoff game and his overtime winner in 1979 against Buffalo will always be remembered by Pittsburgh fans. George set playoff records with 6 assists in one series and 3 points in one period. He and Greg Malone also set an NHL record for fastest two goals by one team at the start of a period, scoring in 29 seconds.

Season Club	League	Regular Season					Playoffs				
		GP	G	A	PTS	PIM	GP	G	A	PTS	PIM
1969-70 Oshawa	OHA	49	19	21	40	20	-	-	-	-	-
1970-71 Oshawa	OHA	8	2	0	2	19	-	-	-	-	-
1970-71 Toronto	OHA	53	12	15	27	83	-	-	-	-	-
1971-72 Toronto	OHA	62	36	56	92	104	-	-	-	-	-
1972-73 Toronto	NHL	72	10	13	23	34	-	-	-	-	-
1973-74 Okla. City	CHL	35	16	33	49	21	3	0	1	1	2
1973-74 Toronto	NHL	16	0	4	4	4	7	1	0	1	7
1974-75 Toronto	NHL	69	19	30	49	61	10	2	4	6	2
1975-76 Toronto	NHL	79	12	32	44	76	9	0	3	3	7
1976-77 Toronto	NHL	50	9	15	24	24	13	5	1	6	7
1977-78 Toronto	NHL	73	7	16	23	37	7	2	1	3	0
1978-79 Pittsburgh	NHL	80	21	29	50	37	5	0	3	3	4
1979-80 Pittsburgh	NHL	73	21	28	49	36	5	2	6	8	9
1980-81 Pittsburgh	NHL	79	25	18	43	42	-	-	-	-	-
NHL Totals		591	124	185	309	351	59	12	19	31	38
PGH Totals		232	67	75	142	115	17	4	10	14	13

Traded to **PITTSBURGH** by **TORONTO** with Randy Carlyle for Dave Burrows, June 13, 1978.

PAUL GARDNER

Center 6'0" 193 lbs.
 Age: 25 (March 5, 1956)
 Born: Fort Erie, Ontario
 Shoots: Left
 Acquired: Trade with Toronto
 in 1980




Paul Gardner is another chapter in how to make an ex-Maple Leaf happy. After three-straight 30-goal seasons, Paul began last year in the AHL and was rescued in a trade with Toronto. In 62 games with the Pens, he enjoyed his best year in the NHL with 34 goals and 74 points. He tied the former club record of 18 power play goals and was third highest scorer with 34 power play points. His best night came on December 13 when he became the first Penguin ever to score four goals in one game, scoring a quartet against the Philadelphia Flyers in a 6-5 loss. That performance earned him a Player of the Week selection and at the season's end, he was named the Unsung Hero. He has averaged just under a point a game since being drafted by Colorado in 1976. He also led the team in shooting percentage with an 18.6 mark and was Pittsburgh's candidate for the Bill Masterton Trophy. A son of former NHL'er Cal and brother of Dave, he set a new club record with assists in 10 straight games and missed by one game the record for points in consecutive games when he scored in 15 straight games.

Season	Club	League	Regular Season					Playoffs				
			GP	G	A	PTS	PIM	GP	G	A	PTS	PIM
1974-75	Oshawa	OHA	64	27	36	63	54	-	-	-	-	-
1975-76	Oshawa	OHA	65	69	75	144	75	-	-	-	-	-
1976-77	Rhode Island	AHL	14	10	4	14	12	-	-	-	-	-
1976-77	Colorado	NHL	60	30	29	59	25	-	-	-	-	-
1977-78	Colorado	NHL	46	30	22	52	29	-	-	-	-	-
1978-79	Colorado	NHL	54	23	26	49	32	-	-	-	-	-
1978-79	Toronto	NHL	11	7	2	9	0	6	0	1	1	4
1979	Toronto	NHL	45	11	13	24	10	-	-	-	-	-
1979-80	New Brunswick	AHL	20	11	16	27	14	15	10	5	15	12
1980-81	Springfield	NHL	14	9	12	21	6	-	-	-	-	-
1980-81	Pittsburgh	NHL	62	34	40	74	59	5	1	0	1	8
NHL Totals			288	135	132	267	155	11	1	1	2	12
PGH Totals			62	34	40	74	59	5	1	0	1	8

Traded to **PITTSBURGH** by **TORONTO** with Dave Burrows for Paul Marshall and Kim Davis, November 18, 1980.

STEVE GATZOS

Right Wing 5'11" 182 lbs.
 Age: 20 (June 22, 1961)
 Born: Toronto, Ontario
 Shoots: Right
 Acquired: 1981 Entry Draft
 (2nd round)



Steve Gatzos was the top pick by the Pittsburgh Penguins in this year's Entry Draft after scoring 78 goals and 128 points for Sault Ste. Marie in the Ontario Hockey Association. Besides being the third highest goal scorer in the OHA. Steve led the league in shorthanded goals with 10 and also shared the playoff goal-scoring lead with 16 goals. His high scoring and penalty killing helped lead the Greyhounds to the league championship and the OHA playoff finals. Steve also scored six hat tricks, 26 power play goals and had a four-goal and a five-goal game during the season. He was locked in a tight battle with former junior teammate Doug Shedden for a spot on the Pittsburgh roster.

Season	Club	League	Regular Season					Playoffs				
			GP	G	A	PTS	PIM	GP	G	A	PTS	PIM
1979-80	S. Ste. Marie	OHA	64	36	38	74	64	-	-	-	-	-
1980-81	S. Ste. Marie	OHA	68	78	50	128	114	19	16	9	25	23

PAT GRAHAM

Left Wing 6'1" 190 lbs.
 Age: 20 (May 25, 1961)
 Born: Toronto, Ontario
 Shoots: Left
 Acquired: 1980 Amateur Draft
 (6th round)



Pat Graham is one of the new young Penguins that is expected to either crack the lineup at the start or at least see plenty of action between Pittsburgh and Erie. He had an outstanding training camp last year when he was an underage junior. He returned to Niagara Falls where he scored 40 goals and 54 assists for 94 points and played in the OHA All Star game. He is big and solid and a hard working winger who goes into the corner for the puck.

Season Club	League	Regular Season					Playoffs				
		GP	G	A	PTS	PIM	GP	G	A	PTS	PIM
1978-79 Toronto	OHA	48	10	12	22	110	-	-	-	-	-
1979-80 Toronto	OHA	2	1	0	1	16	-	-	-	-	-
1979-80 Niagara Falls	OHA	59	31	32	63	75	-	-	-	-	-
1980-81 Niagara Falls	OHA	61	40	54	94	118	12	4	7	11	40
NHL Totals		-	-	-	-	-	-	-	-	-	-
PGH Totals		-	-	-	-	-	-	-	-	-	-

PAUL HARRISON

Goaltender 6'1" 196 lbs.
 Age: 26 (February 11, 1955)
 Born: Timmins, Ontario
 Shoots: Left
 Acquired: Trade with Toronto in 1981



Paul Harrison considers himself lucky to be rescued from the Toronto Maple Leafs organization and given a chance to be the number one goalie for the Pens. A third-round draft pick by Minnesota in 1975, he was traded to Toronto in 1978. Last year he was sent down to Dallas of the Central Hockey League and led the league with a 2.70 goals against average and four shutouts. He was also named to the First Team All Star team in the CHL.

Season Club	League	Regular Season					Playoffs				
		GP	MP	GA	SO	AVG	GP	MP	GA	SO	AVG
1975-76 Providence	AHL	3	145	13	0	5.38	-	-	-	-	-
1975-76 Minnesota	NHL	6	307	28	0	5.47	-	-	-	-	-
1976-77 New Haven	AHL	55	3265	172	2	3.16	6	363	25	0	4.13
1976-77 Minnesota	NHL	2	120	11	0	5.50	-	-	-	-	-
1977-78 Minnesota	NHL	27	1555	99	1	3.82	-	-	-	-	-
1978-79 Toronto	NHL	25	1403	82	1	3.51	2	91	7	0	4.62
1979-80 New Brunswick	AHL	9	485	30	0	3.71	-	-	-	-	-
1979-80 Toronto	NHL	30	1492	110	0	4.42	-	-	-	-	-
1980-81 Dallas	CHL	37	2047	92	4	2.70	4	179	16	0	5.33
1980-81 Toronto	NHL	-	-	-	-	-	1	40	1	0	1.50
NHL Totals		90	4877	330	2	4.06	3	131	8	0	3.66
PGH Totals		-	-	-	-	-	-	-	-	-	-

Traded to **TORONTO** by **MINNESOTA** for Toronto's fourth round choice in 1981 Entry Draft and future considerations, June 14, 1978. Traded to **PITTSBURGH** by **TORONTO** for future considerations, September 11, 1981.

MARK JOHNSON

Center 5'9" 160 lbs.
 Age: 24 (September 22, 1957)
 Born: Madison, Wisconsin
 Shoots: Left
 Acquired: 1977 Amateur Draft
 (4th round)



Once again Mark Johnson represented the United States in international hockey competition, this time playing for Team USA and his father (Coach Bob Johnson) in the recent Canada Cup. One of the few members of the 1980 Gold Medal Olympic team that has managed to stay in the NHL, "Magic" should see plenty of ice time killing penalties and his versatility will enable him to play left wing or center when the need arises. He scored five goals in four games during an early stretch of last season when he had a chance to play regularly. After returning from an injury that forced him out for six games, he came back to pick up points in seven straight games. He has managed to score two goals in each of the two playoff series the past two years.

Season Club	League	Regular Season					Playoffs				
		GP	G	A	PTS	PIM	GP	G	A	PTS	PIM
1976-77 Wisconsin U.	WCHA	43	36	44	80	16	-	-	-	-	-
1977-78 Wisconsin U.	WCHA	42	48	38	86	24	-	-	-	-	-
1978-79 Wisconsin U.	WCHA	40	41	49	90	34	-	-	-	-	-
1979-80 Pittsburgh	NHL	17	3	5	8	4	5	2	2	4	0
1980-81 Pittsburgh	NHL	73	10	23	33	50	5	2	1	3	6
NHL Totals		90	13	28	41	54	10	4	3	7	6
PGH Totals		90	13	28	41	54	10	4	3	7	6

RICK KEHOE

Right Wing 5'11" 180 lbs.
 Age: 30 (July 15, 1951)
 Born: Windsor, Ontario
 Shoots: Right
 Acquired: Trade with Toronto
 in 1974



Rick Kehoe capped a record-setting season by being named the winner of the Lady Byng Trophy for "sportsmanship and gentlemanly conduct and high standard of play" after scoring club records 55 goals and 20 power play goals. Rick scored three hat tricks (Vancouver, Toronto and St. Louis). Rick led the team in shots on goal with 299 and tied with 5 game winning goals. He scored 5 goals against the Islanders, but was held scoreless by only one team, Buffalo (0 for 10 shots). He now leads with six career hat tricks. He has scored 20 goals in 29 games against Toronto and is second in seniority on the club. Rick also played in his first All Star game in February in Los Angeles.

Season Club	League	Regular Season					Playoffs				
		GP	G	A	PTS	PIM	GP	G	A	PTS	PIM
1969-70 London	OHA	23	3	2	5	6	-	-	-	-	-
1969-70 Hamilton	OHA	32	2	4	6	77	-	-	-	-	-
1970-71 Hamilton	OHA	58	39	41	80	43	-	-	-	-	-
1971-72 Tulsa	CHL	32	18	21	39	20	-	-	-	-	-
1971-72 Toronto	NHL	38	8	8	16	4	2	0	0	0	2
1972-73 Toronto	NHL	77	33	42	75	20	-	-	-	-	-
1973-74 Toronto	NHL	69	18	22	40	8	-	-	-	-	-
1974-75 Pittsburgh	NHL	76	32	31	63	22	9	0	2	2	0
1975-76 Pittsburgh	NHL	71	29	47	76	6	3	0	0	0	0
1976-77 Pittsburgh	NHL	80	30	27	57	10	3	0	2	2	0
1977-78 Pittsburgh	NHL	70	29	21	50	10	-	-	-	-	-
1978-79 Pittsburgh	NHL	57	27	18	45	2	7	0	2	2	0
1979-80 Pittsburgh	NHL	79	30	30	60	4	5	2	5	7	0
1980-81 Pittsburgh	NHL	80	55	33	88	6	5	0	3	3	0
NHL Totals		697	291	279	570	92	34	2	14	16	2
PGH Totals		513	232	207	439	60	32	2	14	16	0

Traded to **PITTSBURGH** by **TORONTO** for Blaine Stoughton and Pittsburgh's first round draft pick in 1977 Amateur Draft, September 13, 1974.

PETER LEE

Right Wing 5'9" 180 lbs.
 Age: 25 (January 2, 1956)
 Born: Ellesmere, England
 Shoots: Right
 Acquired: Trade with Montreal in 1977



Peter Lee regained the goal-scoring touch last year and finished third in that category with 30, his second best year of the four he has played in the NHL. The former MVP in the OHA had his best year point-wise with 64 and spent a lot of time killing penalties, a new facet to his steady game. From the middle of December to the end of the season he was a "plus" player. He had a shot on goal in every game but one during the second half of the season. Peter had four two-goal games at home last season, but is still looking for his first NHL hat trick. His junior record of 81 goals in one season was broken this past year by Ernie Gooden who scored 82. Lee still holds the career record of 215 goals in the Ontario Hockey Association.

Season Club	League	Regular Season					Playoffs				
		GP	G	A	PTS	PIM	GP	G	A	PTS	PIM
1971-72 Ottawa	OHA	12	1	0	1	0	-	-	-	-	-
1972-73 Ottawa	OHA	63	25	51	76	110	-	-	-	-	-
1973-74 Ottawa	OHA	69	38	42	80	40	-	-	-	-	-
1974-75 Ottawa	OHA	70	68	58	126	82	-	-	-	-	-
1975-76 Ottawa	OHA	66	81	80	161	59	-	-	-	-	-
1976-77 Nova Scotia	AHL	76	33	27	60	88	12	5	3	8	6
1977-78 Nova Scotia	AHL	23	8	11	19	25	-	-	-	-	-
1977-78 Pittsburgh	NHL	60	5	13	18	19	-	-	-	-	-
1978-79 Pittsburgh	NHL	80	32	26	58	24	7	0	3	3	0
1979-80 Pittsburgh	NHL	74	16	29	45	20	4	0	1	1	0
1980-81 Pittsburgh	NHL	80	30	34	64	86	5	0	4	4	4
NHL Totals		294	83	102	185	149	16	0	8	8	4
PGH Totals		294	83	102	185	149	16	0	8	8	4

Traded to **PITTSBURGH** by **MONTREAL** with Pete Mahovlich for Pierre Larouche and rights to Peter Marsh, November 29, 1977.

GREG MALONE

Center 6'0" 190 lbs.
 Age: 25 (March 8, 1956)
 Born: Chatham, N.B.
 Shoots: Left
 Acquired: 1976 Amateur Draft (2nd round)



From all indications at training camp, Greg Malone's knee injury is a thing of the past and that can mean only good news for the Penguins. Knee surgery in February of 1980 put him out of the lineup, and another injury to the same knee on opening night at home sidelined him again. Once he returned he missed only two games the balance of the season and had his second best goal-scoring production with 21. Greg is the player's representative and will be working for a big year that will enable him to negotiate a new contract next season. He shares the club record of six assists and six points in one game. He also set an NHL record, combining with George Ferguson for 2 goals in 29 seconds, the fastest two goals at the start of a game by one team against Chicago on December 6.

Season Club	League	Regular Season					Playoffs				
		GP	G	A	PTS	PIM	GP	G	A	PTS	PIM
1973-74 Oshawa	OHA	62	11	45	56	63	-	-	-	-	-
1974-75 Oshawa	OHA	68	37	41	56	63	-	-	-	-	-
1975-76 Oshawa	OHA	61	36	36	72	75	-	-	-	-	-
1976-77 Pittsburgh	NHL	66	18	19	37	43	3	1	1	2	2
1977-78 Pittsburgh	NHL	78	18	43	61	80	-	-	-	-	-
1978-79 Pittsburgh	NHL	80	35	30	65	52	7	0	1	1	10
1979-80 Pittsburgh	NHL	51	19	32	51	46	-	-	-	-	-
1980-81 Pittsburgh	NHL	62	21	29	50	68	5	2	3	5	16
NHL Totals		337	111	153	264	289	15	3	5	8	28
PGH Totals		337	111	153	264	289	15	3	5	8	28

KEVIN McCLELLAND

Center 6'0" 180 lbs.
 Age: 19 (July 4, 1962)
 Born: Oshawa, Ontario
 Shoots: Right
 Acquired: Compensation from
 Hartford




Kevin McClelland would have been in the opening night lineup had he not suffered a dislocated shoulder in his first exhibition game with the Pens. McClelland was a fourth-round draft choice by Hartford in 1980, but was highly rated by the Pens when it came time to claim compensation for Hartford's signing of Greg Millen. He finished in the top fifteen in scoring in the Ontario Hockey Association and also led his team in penalty minutes with 184. Just 19 years old, Kevin can play another year of junior, but he should see plenty of action in the NHL.

Season Club	League	Regular Season					Playoffs				
		GP	G	A	PTS	PIM	GP	G	A	PTS	PIM
1979-80 Niagara Falls	OHA	67	14	14	28	71	-	-	-	-	-
1980-81 Niagara Falls	OHA	68	36	72	108	186	12	8	13	21	42
NHL Totals	
PGH Totals	

PAUL MULVEY

Left Wing 6'4" 220 lbs.
 Age: 23 (September 27, 1958)
 Born: Sudbury, Ontario
 Shoots: Left
 Acquired: Compensation from
 Washington




Paul Mulvey came to the Penguins from Washington after the Caps signed free agent Orest Kindrachuk. Coach Eddie Johnston had been trying to get Mulvey for the past two years because of his size and aggressive play. Mulvey makes no secret about the fact he likes to work the corners and keep a protective eye on his linemates. A second round pick by the Caps, Paul has the scoring ability, scoring 43 goals in each of his last two years in junior while amassing high penalty totals. If he can curb the needless penalties and work on his offensive skills, he will give the Pens additional help on left wing. His brother Grant plays for Chicago.

Season Club	League	Regular Season					Playoffs				
		GP	G	A	PTS	PIM	GP	G	A	PTS	PIM
1973-74 Merritt	BCHL	60	27	31	58	200	-	-	-	-	-
1974-75 Edmonton	WCHL	49	18	19	37	179	-	-	-	-	-
1975-76 Edmonton	WCHL	69	29	38	67	331	-	-	-	-	-
1976-77 Portland	WCHL	63	43	25	68	251	-	-	-	-	-
1977-78 Portland	WCHL	64	43	33	76	262	-	-	-	-	-
1978-79 Washington	NHL	55	7	4	11	81	-	-	-	-	-
1978-79 Hershey	AHL	24	10	3	13	113	-	-	-	-	-
1979-80 Washington	NHL	77	15	19	34	240	-	-	-	-	-
1980-81 Washington	NHL	55	7	14	21	166	-	-	-	-	-
1980-81 Hershey	AHL	19	4	8	12	21	10	2	3	5	54
NHL Totals		187	29	37	66	487
PGH Totals	

PAT PRICE

Defense 6'2" 200 lbs.
 Age: 26 (March 24, 1955)
 Born: Nelson, B.C.
 Shoots: Left
 Acquired: Trade with Edmonton
 in 1981




Pat Price begins his first year with the Pens after coming here in a last minute deal with Edmonton. Price was the most outstanding defenseman in junior hockey in his final year and was a first round draft choice by the New York Islanders, but spent a year in the World Hockey Association. He went to Edmonton in the 1979 Expansion Draft.

Season	Club	League	Regular Season					Playoffs				
			GP	G	A	PTS	PIM	GP	G	A	PTS	PIM
1970-71	Saskatoon	WCHL	66	2	16	18	56	-	-	-	-	-
1971-72	Saskatoon	WCHL	66	10	48	58	85	-	-	-	-	-
1972-73	Saskatoon	WCHL	67	12	56	68	134	-	-	-	-	-
1973-74	Saskatoon	WCHL	67	27	68	95	147	-	-	-	-	-
1974-75	Vancouver	WHA	68	5	29	34	15	-	-	-	-	-
1975-76	NY Islanders	NHL	4	0	2	2	2	-	-	-	-	-
1975-76	Fort Worth	CHL	72	6	44	50	119	-	-	-	-	-
1976-77	NY Islanders	NHL	71	3	22	25	25	10	0	1	1	2
1977-78	Rochester	AHL	5	2	1	3	9	-	-	-	-	-
1977-78	NY Islanders	NHL	52	2	10	12	27	5	0	1	1	2
1978-79	NY Islanders	NHL	55	3	11	14	50	7	0	1	1	25
1979-80	Edmonton	NHL	75	11	21	32	134	3	0	0	0	11
1980-81	Edmonton	NHL	59	8	24	32	193	-	-	-	-	-
1980-81	Pittsburgh	NHL	13	0	10	10	33	5	1	1	2	21
NHL Totals			329	27	100	127	464	30	1	4	5	61
PGH Totals			13	0	10	10	33	5	1	1	2	21

Traded to **PITTSBURGH** by **EDMONTON** for Pat Hughes, Mar. 10, 1981

NICK RICCI

Goaltender 5'10" 160 lbs.
 Age: 22 (June 3, 1959)
 Born: Niagara Falls, Ontario
 Shoots: Left
 Acquired: 1979 Amateur Draft
 (5th round)



Nick Ricci played in 9 games last year and came away with victories on four occasions, beating the New York Islanders and Calgary at home and Winnipeg and Hartford on the road. Now in his third year with the Pens, Nick was locked in a fierce battle for not only the back-up spot on the roster, but his pre-season play may have earned him a spot as the number one goalie. Nick will see plenty of action this year, whether it be in Pittsburgh or on a regular basis with the Erie Blades in the American Hockey League. Nick served as manager for the softball team during a tournament in Niagara Falls in the off-season.

Season	Club	League	Regular Season					Playoffs				
			GP	MP	GA	SO	AVG	GP	MP	GA	SO	AVG
1978-79	Niagara Falls	OHA	52	3129	183	3	3.49	-	-	-	-	-
1979-80	Grand Rapids	IHL	29	1585	113	1	4.28	-	-	-	-	-
1979-80	Pittsburgh	NHL	4	240	14	0	3.50	-	-	-	-	-
1980-81	Binghamton	AHL	8	359	34	0	5.68	-	-	-	-	-
1980-81	Pittsburgh	NHL	9	540	35	0	3.89	-	-	-	-	-
NHL Totals			13	780	49	0	3.77	-	-	-	-	-
PGH Totals			13	780	49	0	3.77	-	-	-	-	-

GARY RISSLING

Left Wing 5'9" 175 lbs.
 Age: 25 (August 8, 1956)
 Born: Saskatoon, Sask.
 Shoots: Left
 Acquired: Trade with Washington




Gary Rissling need only show up in the dressing room to get his teammates inspired. He is the type of player that comes off the bench and stirs up excitement with his reckless style of checking. He saw limited action last year, but enjoyed an outstanding training camp and was one of the top scorers in the scrimmage sessions. His lone goal last year came in the Forum in Montreal.

Season	Club	League	Regular Season					Playoffs				
			GP	G	A	PTS	PIM	GP	G	A	PTS	PIM
1973-74	Edmonton	AJHL	46	29	31	60	132	-	-	-	-	-
1974-75	Edmonton	WCHL	69	19	35	54	228	-	-	-	-	-
1975-76	Edmonton	WCHL	18	5	9	14	25	-	-	-	-	-
1975-76	Calgary	WCHL	47	29	38	67	196	-	-	-	-	-
1976-77	Calgary	WCHL	68	40	40	89	317	-	-	-	-	-
1977-78	Port Huron	IHL	79	29	34	63	341	-	-	-	-	-
1978-79	Washington	NHL	26	3	3	6	127	-	-	-	-	-
1978-79	Hershey	AHL	52	14	20	34	337	4	0	0	0	18
1979-80	Washington	NHL	11	0	1	1	49	-	-	-	-	-
1970-80	Hershey	AHL	46	16	24	40	279	14	3	5	8	87
1980-81	Birmingham	CHL	19	5	7	12	161	-	-	-	-	-
1980-81	Hershey	AHL	4	1	1	2	74	-	-	-	-	-
1980-81	Pittsburgh	NHL	26	1	0	1	143	5	0	1	1	4
NHL Totals			63	4	4	8	319	5	0	1	1	4
PGH Totals			26	1	0	1	143	5	0	1	1	4

Traded to **PITTSBURGH** by **WASHINGTON** for 5th round draft choice in 1981, January 2, 1981.

ROD SCHUTT

Left Wing 5'10" 185 lbs.
 Age: 25 (October 13, 1956)
 Born: Bancroft, Ontario
 Shoots: Left
 Acquired: Trade with Montreal in 1978



Rod Schutt checked in with his best offensive year with 25 goals and 35 assists for 60 points. A former first round draft choice by Montreal, Rod begins his fourth year with the Pens and has built a reputation of being a fast skater with a strong shot. Rod has also picked up 7 career playoff goals, the second highest total in the club's history. He finished the season by assisting in seven straight games and shared the club lead with five game-winning goals.

Season	Club	League	Regular Season					Playoffs				
			GP	G	A	PTS	PIM	GP	G	A	PTS	PIM
1972-73	Pembroke	CJHL	55	31	55	86	61	-	-	-	-	-
1973-74	Sudbury	OHA	67	15	41	56	47	-	-	-	-	-
1974-75	Sudbury	OHA	69	43	61	104	66	-	-	-	-	-
1975-76	Sudbury	OHA	63	72	63	135	42	-	-	-	-	-
1976-77	Nova Scotia	AHL	80	33	51	84	56	12	8	8	16	4
1977-78	Nova Scotia	AHL	77	36	44	80	57	11	4	7	11	2
1977-78	Montreal	NHL	2	0	0	0	0	-	-	-	-	-
1978-79	Pittsburgh	NHL	74	24	21	45	33	7	2	0	2	4
1979-80	Pittsburgh	NHL	73	18	21	39	43	5	2	1	3	6
1980-81	Pittsburgh	NHL	80	25	35	60	55	5	3	3	6	16
NHL Totals			229	67	77	144	131	17	7	4	11	26
PGH Totals			227	67	77	144	131	17	7	4	11	26

Traded to **PITTSBURGH** by **MONTREAL** for Pittsburgh's first choice in 1981 Amateur Draft, October 18, 1978.

DOUG SHEDDEN

Center 6'0" 184 lbs.
 Age: 20 (April 29, 1961)
 Born: Wallaceburg, Ontario
 Shoots: Right
 Acquired: 1980 Amateur Draft
 (5th round)




Doug Shedden was an underage draft selection in 1980 and the return to junior hockey last year enabled him to score 51 goals and 72 assists for 123 points, and then lead all playoff scorers in the Ontario Hockey Association with 38 points in 19 games. Another member of the OHA All Star team, Doug helped lead Sault Ste. Marie to the regular season title and a spot in the playoff finals. If he fails to make the lineup at the beginning of the season, he certainly will see some action before the season is completed.

Season Club	League	Regular Season					Playoffs				
		GP	G	A	PTS	PIM	GP	G	A	PTS	PIM
1977-78 Kitchener	OHA	18	5	7	12	14	-	-	-	-	-
1977-78 Hamilton	OHA	32	1	9	10	32	-	-	-	-	-
1978-79 Kitchener	OHA	65	16	42	58	29	-	-	-	-	-
1979-80 Kitchener	OHA	16	10	16	26	26	-	-	-	-	-
1979-80 S. S. Marie	OHA	45	30	44	74	59	-	-	-	-	-
1980-81 S. S. Marie	OHA	66	51	72	123	114	19	16	22	38	10
NHL Totals		-	-	-	-	-	-	-	-	-	-
PGH Totals		-	-	-	-	-	-	-	-	-	

GREGG SHEPPARD

Center 5'8" 170 lbs.
 Age: 32 (April 23, 1949)
 Born: N. Battleford, Sask.
 Shoots: Left
 Acquired: Three-way trade with
 Boston and Atlanta in 1978



Injuries hampered Gregg Sheppard to the point where he played only 47 games last year, but the nine-year NHL veteran came up with an outstanding playoff series against St. Louis. The versatile forward will probably see action on left wing as well as killing penalties during this year. His first game of the season will be his 600th in the NHL and he needs 23 points to reach the 500 point mark. Gregg picked up his sixth career hat trick when he scored against Edmonton on March 16 in Edmonton.

Season Club	League	Regular Season					Playoffs				
		GP	G	A	PTS	PIM	GP	G	A	PTS	PIM
1966-67 Estevan	CMHL	52	44	24	68	-	-	-	-	-	-
1967-68 Estevan	WCHL	58	35	46	81	68	-	-	-	-	-
1968-69 Estevan	WCHL	54	42	42	84	33	-	-	-	-	-
1968-69 Okla. City	CHL	4	0	0	0	0	-	-	-	-	-
1969-70 Okla. City	CHL	65	26	29	55	19	-	-	-	-	-
1969-70 Salt Lake	WHL	5	0	0	0	2	-	-	-	-	-
1970-71 Okla. City	CHL	68	25	50	75	45	5	2	3	5	5
1971-72 Okla. City	CHL	72	41	52	93	43	6	4	7	11	4
1972-73 Boston	AHL	8	5	5	10	2	-	-	-	-	-
1972-73 Boston	NHL	64	24	26	50	18	5	2	1	3	0
1973-74 Boston	NHL	75	16	31	47	21	16	11	8	19	4
1974-75 Boston	NHL	76	30	48	78	19	3	3	1	4	5
1975-75 Boston	NHL	70	31	43	74	28	12	5	6	11	6
1976-77 Boston	NHL	77	31	36	67	20	14	5	7	12	8
1977-78 Boston	NHL	54	23	36	59	24	15	2	10	12	6
1978-79 Pittsburgh	NHL	60	15	22	37	9	7	1	2	3	0
1979-80 Pittsburgh	NHL	76	13	24	37	20	5	1	1	2	0
1980-81 Pittsburgh	NHL	47	11	17	28	49	5	2	4	6	2
NHL Totals		599	194	283	477	208	82	32	40	72	31
PGH Totals		183	39	63	102	78	22	4	7	11	2

Traded to **PITTSBURGH** by **BOSTON** with **PITTSBURGH** sending Jean Pronovost to **ATLANTA** and **ATLANTA** sending Dick Redmond to **BOSTON**, September 6, 1978.

BOB SIMPSON

Left Wing 6'0" 190 lbs.
 Age: 24 (November 17, 1956)
 Born: Caughnawaga, Quebec
 Shoots: Left
 Acquired: Signed as free agent in 1981




Bob Simpson came to the Penguins as a free agent and will give the team the depth that is required throughout the league. Bob was a second round draft pick by Atlanta in 1976 and was traded to St. Louis in 1979. A smart player who works hard in the corners, Bob will be ready to fill-in on the big club as well as make a solid contribution to the Pens minor league affiliate in Erie.

Season Club	League	Regular Season					Playoffs				
		GP	G	A	PTS	PIM	GP	G	A	PTS	PIM
1976-77 Atlanta	NHL	72	13	10	23	45	2	0	1	1	0
1977-78 Tulsa	CHL	14	8	8	16	34	-	-	-	-	-
1977-78 Atlanta	NHL	55	10	8	18	49	2	0	0	0	2
1978-79 Tulsa	CHL	49	14	19	33	38	-	-	-	-	-
1979-80 St. Louis	NHL	18	2	2	4	0	-	-	-	-	-
1979-80 Salt Lake	CHL	41	19	12	31	58	12	4	5	9	9
1980-81 Salt Lake	CHL	8	2	1	3	4	-	-	-	-	-
1980-81 Muskegon	IHL	42	17	26	43	42	3	2	1	3	0
NHL Totals		145	25	20	45	94	4	0	1	1	2
PGH Totals		-	-	-	-	-	-	-	-	-	-

Traded to **ST. LOUIS** by **ATLANTA** for Curt Bennett, May 24, 1979.
 Claimed by St. Louis as fill in Expansion Draft, June 13, 1979.

RON STACKHOUSE

Defense 6'3" 210 lbs.
 Age: 32 (August 26, 1949)
 Born: Haliburton, Ontario
 Shoots: Right
 Acquired: Trade with Detroit in 1974



Ron Stackhouse is the top man on the club as far as seniority, having joined the Pens in 1974. Ron is fourth all-time on Pittsburgh's list for games played (545) and assists (258), and fifth in points scored (322). He holds the career records for goals, assists and points by a Pittsburgh defenseman, and shares the mark of six points in one game. He claims his biggest thrill was scoring a goal in the 1980 All Star game.

Season Club	League	Regular Season					Playoffs				
		GP	G	A	PTS	PIM	GP	G	A	PTS	PIM
1967-68 Peterboro	OHA	49	13	9	22	88	-	-	-	-	-
1968-69 Peterboro	OHA	54	15	31	46	52	-	-	-	-	-
1969-70 Providence	AHL	65	1	5	6	37	-	-	-	-	-
1969-70 Seattle	WHL	-	-	-	-	-	5	0	0	0	0 0
1970-71 California	NHL	78	8	24	32	73	-	-	-	-	-
1971-72 California	NHL	6	1	3	4	6	-	-	-	-	-
1971-72 Detroit	NHL	73	5	25	30	83	-	-	-	-	-
1972-73 Detroit	NHL	78	5	29	34	82	-	-	-	-	-
1973-74 Detroit	NHL	33	2	14	16	33	-	-	-	-	-
1973-74 Pittsburgh	NHL	36	4	15	19	33	-	-	-	-	-
1974-75 Pittsburgh	NHL	72	15	45	60	52	9	2	6	8	10
1975-76 Pittsburgh	NHL	80	11	60	71	76	3	0	0	0	0
1976-77 Pittsburgh	NHL	80	7	34	41	72	3	2	1	3	0
1977-78 Pittsburgh	NHL	50	5	15	20	36	-	-	-	-	-
1978-79 Pittsburgh	NHL	75	10	33	43	54	7	0	0	0	4
1979-80 Pittsburgh	NHL	78	6	27	33	36	5	1	0	1	18
1980-81 Pittsburgh	NHL	74	6	29	35	86	4	0	1	1	6
NHL Totals		813	85	353	438	722	31	5	8	13	38
PGH Totals		467	58	231	289	409	26	4	8	12	20

Traded to **DETROIT** by **CALIFORNIA** for Tom Webster, October 22, 1971.
 Traded to **PITTSBURGH** by **DETROIT** for Jim Rutherford and Jack Lynch, January 17, 1974.

ROD BUSKAS

Defense 6'1" 197 lbs.

Age: 20 (January 7, 1961)

Born: Wetaskiwin, Alta.

Shoots: Right

Acquired: 1981 Entry Draft (6th round)



Season Club	League	Regular Season					Playoffs				
		GP	G	A	PTS	PIM	GP	G	A	PTS	PIM
1979-80 Medicine Hat	WHL	72	7	40	47	284	-	-	-	-	-
1980-81 Medicine Hat	WHL	72	14	46	60	164	5	1	1	2	8

BRIAN CROSS

Defense 6'0" 185 lbs.

Age: 22 (May 22, 1959)

Born: Brantford, Ontario

Shoots: Right

Acquired: 1979 Amateur Draft (4th round)



Season Club	League	Regular Season					Playoffs				
		GP	G	A	PTS	PIM	GP	G	A	PTS	PIM
1976-77 Windsor/ Kitchener	OHA	57	4	20	24	101	-	-	-	-	-
1977-78 Kitchener/ Sudbury	OHA	46	5	10	15	69	-	-	-	-	-
1978-79 Sudbury Brantford	OHA	68	24	37	61	222	-	-	-	-	-
1979-80 Gr. Rapids	IHL	55	10	31	41	85	-	-	-	-	-
1979-80 Syracuse	AHL	15	1	2	3	20	-	-	-	-	-
1980-81 Toledo	IHL	37	2	15	17	81	-	-	-	-	-
1980-81 Binghamton	AHL	28	0	4	4	35	-	-	-	-	-
NHL Totals	
PGH Totals	

DEAN DEFAZIO

Left Wing 5'11" 183 lbs.

Age: 18 (April 16, 1963)

Born: Ottawa, Ontario

Shoots: Left

Acquired: 1981 Entry Draft (9th round)



Season Club	League	Regular Season					Playoffs				
		GP	G	A	PTS	PIM	GP	G	A	PTS	PIM
1979-80 Ottawa Tier II		47	27	25	52	80	-	-	-	-	-
1980-81 Brantford	OHA	60	6	13	19	104	6	1	0	1	19

PAUL EDWARDS

Defense 6'2" 190 lbs.

Age: 18 (January 23, 1963)

Born: Kitchener, Ontario

Shoots: Left

Acquired: 1981 Entry Draft (6th round)



Season Club	League	Regular Season					Playoffs				
		GP	G	A	PTS	PIM	GP	G	A	PTS	PIM
1979-80 Kitch. Midgets		29	5	17	22		-	-	-	-	-
1980-81 Oshawa	OHA	64	5	11	16	109	9	0	1	1	22

TONY FELTRIN

Defense 6'11" 185 lbs.

Age: 19 (December 6, 1961)

Born: Ladysmith, B.C.

Shoots: Left

Acquired: 1980 Amateur Draft (4th round)



Season Club	League	Regular Season					Playoffs				
		GP	G	A	PTS	PIM	GP	G	A	PTS	PIM
1978-79 Victoria	WCHL	47	2	11	13	119	-	-	-	-	-
1979-80 Victoria	WCHL	71	6	25	31	138	-	-	-	-	-
1980-81 Victoria	WCHL	43	4	25	29	81	-	-	-	-	-
1980-81 Pittsburgh	NHL	2	0	0	0	0	-	-	-	-	-
NHL Totals		2	0	0	0	0	-	-	-	-	-
PGH Totals		2	0	0	0	0	-	-	-	-	-

ROB GARNER

Center 5'11" 180 lbs.
 Age: 22 (August 17, 1958)
 Born: Weston, Ontario
 Shoots: Left
 Acquired: 1978 Amateur Draft (5th round)



Season Club	League	Regular Season					Playoffs				
		GP	G	A	PTS	PIM	GP	G	A	PTS	PIM
1975-76 Toronto	OHA	37	6	8	14	20	-	-	-	-	-
1976-77 Toronto	OHA	62	31	35	66	58	-	-	-	-	-
1977-78 Toronto	OHA	48	38	35	73	111	-	-	-	-	-
1978-79 Binghamton	AHL	77	15	19	34	97	10	5	3	8	19
1979-80 Cincinnati	CHL	27	5	8	13	36	-	-	-	-	-
1979-80 Syracuse	AHL	46	12	13	25	21	4	0	1	1	21
1980-81 Binghamton	AHL	62	18	20	38	77	6	1	6	7	13
NHL Totals		-	-	-	-	-	-	-	-	-	-
PGH Totals		-	-	-	-	-	-	-	-	-	-

JIM HAMILTON

Left Wing 6'0" 180 lbs.
 Age: 24 (January 18, 1957)
 Born: Barrie, Ontario
 Shoots: Left
 Acquired: 1977 Amateur Draft (2nd round)



Season Club	League	Regular Season					Playoffs				
		GP	G	A	PTS	PIM	GP	G	A	PTS	PIM
1973-74 London	OHA	70	9	14	11	19	-	-	-	-	-
1974-75 London	OHA	68	17	24	41	108	-	-	-	-	-
1975-76 London	OHA	53	24	23	47	37	-	-	-	-	-
1976-77 London	OHA	65	39	53	92	40	-	-	-	-	-
1977-78 Gr. Rapids	IHL	22	7	15	22	12	-	-	-	-	-
1977-78 Binghamton	AHL	31	4	4	8	19	-	-	-	-	-
1977-78 Pittsburgh	NHL	25	2	4	6	2	-	-	-	-	-
1978-79 Binghamton	AHL	66	25	24	49	34	6	2	3	5	2
1978-79 Pittsburgh	NHL	2	0	0	0	0	4	3	0	3	0
1979-80 Syracuse	AHL	50	16	19	35	33	4	0	1	1	0
1979-80 Pittsburgh	NHL	10	2	0	2	0	-	-	-	-	-
1980-81 Binghamton	AHL	28	16	18	34	31	5	3	6	9	2
1980-81 Pittsburgh	NHL	20	1	6	7	18	1	0	0	0	0
NHL Totals		57	5	10	15	20	5	3	0	3	0
PGH Totals		57	5	10	15	20	5	3	0	3	0

DAVID HANNAN

Center 5'10" 173 lbs.
 Age: 19 (November 26, 1961)
 Born: Sudbury, Ontario
 Shoots: Left
 Acquired: 1981 Entry Draft (10th round)



Season Club	League	Regular Season					Playoffs				
		GP	G	A	PTS	PIM	GP	G	A	PTS	PIM
1979-80 Brantford	OHA	53	16	20	36	57	-	-	-	-	-
1980-81 Brantford	OHA	56	46	35	81	155	6	2	4	6	20

MITCH LAMOUREUX

Center 5'6" 185 lbs.
 Age: 19 (August 22, 1962)
 Born: Ottawa, Ontario
 Shoots: Left
 Acquired: 1981 Entry Draft (8th round)



Season Club	League	Regular Season					Playoffs				
		GP	G	A	PTS	PIM	GP	G	A	PTS	PIM
1979-80 Oshawa	OHA	67	28	48	76	63	-	-	-	-	-
1980-81 Oshawa	OHA	63	50	69	119	256	11	11	13	24	57

GORDON LAXTON

Goaltender 5'10" 200 lbs.
 Age: 26 (March 16, 1955)
 Born: Montreal, Quebec
 Shoots: Left
 Acquired: 1975 Amateur Draft (1st round)



Season Club	League	Regular Season					Playoffs				
		GP	MP	GA	SO	AVG	GP	MP	GA	SO	AVG
1973-74 N. Westminster	WCHL	25	1291	72	0	3.35	-	-	-	-	-
1974-75 N. Westminster	WCHL	70	3980	238	3	3.59	-	-	-	-	-
1975-76 Hershey	AHL	1	1857	104	0	3.36	6	309	19	0	3.69
1975-76 Pittsburgh	NHL	8	414	31	0	4.49	-	-	-	-	-
1976-77 Hershey	AHL	18	958	80	0	5.01	-	-	-	-	-
1976-77 Pittsburgh	NHL	6	253	26	0	6.17	-	-	-	-	-
1977-78 Grand Rapids	IHL	45	2651	183	0	4.14	-	-	-	-	-
1977-78 Pittsburgh	NHL	2	73	9	0	7.40	-	-	-	-	-
1978-79 Grand Rapids	IHL	63	3742	192	3	3.08	19	1178	81	1	4.13
1978-79 Pittsburgh	NHL	1	60	8	0	8.00	-	-	-	-	-
1979-80 Syracuse	AHL	2	69	11	0	9.56	-	-	-	-	-
1979-80 Grand Rapids	IHL	20	1197	90	0	4.51	-	-	-	-	-
1980-81 Binghamton	AHL	2	118	12	0	6.10	-	-	-	-	-
1980-81 Port Huron	IHL	52	2923	207	0	4.25	3	191	12	0	3.77
NHL Totals		17	800	74	0	5.55	-	-	-	-	-
PGH Totals		17	800	74	0	5.55	-	-	-	-	-

NORM SCHMIDT

Defense 5'11" 190 lbs.
 Age: 18 (January 24, 1963)
 Born: Saulte Ste. Marie, Ontario
 Shoots: Right
 Acquired: 1981 Entry Draft (4th round)



Season Club	League	Regular Season					Playoffs				
		GP	G	A	PTS	PIM	GP	G	A	PTS	PIM
1978-79 S. S. M. Jr. B		68	8	16	24	-	-	-	-	-	
1980-81 Oshawa	OHA	65	12	25	37	73	11	2	5	7	25

TOM THORNBURY

Defense 5'11" 175 lbs.
 Age: 18 (March 17, 1963)
 Born: Lindsay, Ontario
 Shoots: Right
 Acquired: 1981 Entry Draft (3rd round)



Season Club	League	Regular Season					Playoffs				
		GP	G	A	PTS	PIM	GP	G	A	PTS	PIM
1978-79 Aurora Tier II		44	19	30	49	84	-	-	-	-	-
1980-81 Niagara Falls	OHA	60	15	22	37	136	12	1	5	6	31

GEOFF WILSON

Right Wing 6'1" 185 lbs.
 Age: 19 (May 19, 1962)
 Born: Winnipeg, Man.
 Shoots: Right
 Acquired: 1981 Entry Draft (7th round)



Season Club	League	Regular Season					Playoffs				
		GP	G	A	PTS	PIM	GP	G	A	PTS	PIM
1979-80 Fort Gary Tier II		40	21	28	49	6	-	-	-	-	-
1980-81 Winnipeg	WHL	69	42	47	89	25	-	-	-	-	-

BENNETT WOLF

Defense 6'3" 205 lbs.
 Age: 22 (October 23, 1959)
 Born: Kitchener, Ontario
 Shoots: Right
 Acquired: 1979 Amateur Draft (3rd round)



Season Club	League	Regular Season					Playoffs				
		GP	G	A	PTS	PIM	GP	G	A	PTS	PIM
1976-77 Kitchener	OHA	7	0	1	1	16	-	-	-	-	-
1977-78 Toronto	OHA	66	3	13	16	334	-	-	-	-	-
1978-79 Toronto/ Kitchener	OHA	47	3	18	21	281	-	-	-	-	-
1979-80 Gr. Rapids	IHL	51	3	14	17	417	-	-	-	-	-
1979-80 Syracuse	AHL	-	-	-	-	-	4	0	0	0	39
1980-81 Binghamton	AHL	14	2	2	4	106	-	-	-	-	-
1980-81 Pittsburgh	NHL	24	0	1	1	94	-	-	-	-	-
NHL Totals		24	0	1	1	94	-	-	-	-	-
PGH Totals		24	0	1	1	94	-	-	-	-	-

PENGUINS AMATEUR DRAFT CHOICES

1969 AMATEUR DRAFT

Rd.	Player	Pos.	Choice
1.	Rick Kessell	C	15
2.	Michel Briere	C	26
3.	Yvon Labre	D	38
4.	Rusty Patenaude	RW	50
5.	Paul Hoganson	G	62

1970 AMATEUR DRAFT

1.	Greg Polis	LW	7
2.	John Stewart	LW	21
3.	Larry Bignell	D	35
4.	Connie Forey	LW	49
5.	Steve Cardwell	LW	63
6.	Bob Fitchener	C	77
7.	Jim Pearson	D	90
8.	Cam Newton	G	112
9.	Ron Lemieux	RW	120

1971 AMATEUR DRAFT

1.	Traded to St. Louis for Ron Schock		
2.	Brian McKenzie	C	18
3.	Joe Norris	D	32
4.	Gerry Methe	D	46
5.	Dave Murphy	G	60
6.	Ian Williams	RW	74
7.	Doug Elliott	D	88

1972 AMATEUR DRAFT

1.	Traded to Minnesota for Bob Woytowich		
2.	Jack Lynch	D	24
2.	Bernie Lukowich	LW	30
3.	Denis Herron	G	40
4.	Ron Lalonde	C	56
5.	Brian Walker	C	72
6.	Jeff Ablett	LW	88
7.	D'Arcy Keating	D	104
8.	Yves Bergeron	RW	120
9.	Jay Babcock	LW	136
10.	Don Atchison	G	149

1973 AMATEUR DRAFT

1.	Blaine Stoughton	RW	7
2.	Wayne Bianchin	LW	23
2.	Colin Campbell	D	27
4.	Traded to Detroit for Andy Brown		
4.	Dennis Owchar	D	55
5.	Guido Tenesi	D	71
6.	Don Seiling	LW	87
7.	Terry Ewasliuk	LW	103
8.	Fred Comrie	C	119
9.	Gord Lane	D	134
10.	Randy Aimoe	D	150
11.	Don McLeod	C	164

1974 AMATEUR DRAFT

1.	Pierre Larouche	C	8
2.	Jacques Cossette	RW	27
3.	Traded to Detroit for Nelson Debenedet		
4.	Mario Faubert	D	62
5.	Bruce Aberhart	G	80
6.	William Schneider	LW	98
7.	Robbie Laird	LW	116
8.	Larry Finck	D	133
9.	Jim Chicovne	D	150
10.	Rick Chicovne	RW	166
11.	Serge Gamelin	RW	181
12.	Richard Perron	D	195
13.	Richard Hindmarch	RW	206
14.	William Davis	D	216
15.	J.D. Mathers	D	223

1975 AMATEUR DRAFT

1.	Gordon Laxton	G	13
2.	Russ Anderson	D	31
3.	Paul Baxter	D	49
4.	Stu Younger	LW	67
5.	Kim Clackson	D	85
6.	Peter Morris	LW	103
7.	Mike Will	C	121
8.	Tapio Levo	D	139
9.	Bryon Shutt	LW	155
10.	Frank Salive	G	170
11.	John Glynne	D	185
12.	Lex Hudson	D	195
13.	Dan Tsubouchi	RW	202
14.	Bronislav Stankovsky	LW	206
15.	Kelly Secord	RW	217

1976 AMATEUR DRAFT

1.	Blair Chapman	RW	2
2.	Greg Malone	C	19
2.	Peter Marsh	RW	29
3.	Morris Lukowich	LW	47
4.	Greg Redquest	G	65
5.	Brendan Lowe	D	83
6.	Vic Sirko	D	101

1977 AMATEUR DRAFT

1.	Traded to Toronto for Rick Kehoe		
2.	Jim Hamilton	LW	30
3.	Kim Davis	LW	48
4.	Mark Johnson	C	66
5.	Greg Millen	G	102

1978 AMATEUR DRAFT

1.	Traded to Philadelphia for Orest Kindrachuk, Tom Bladon & Ross Lonsberry		
2.	Mike Meeker	RW	25
3.	Traded to Montreal for Don Awrey		
4.	Shane Pearsall	LW	61
5.	Rob Garner	C	75

1979 AMATEUR DRAFT

1.	Traded to Washington for Hartland Monahan		
2.	Paul Marshall	LW	31
3.	Bennett Wolf	D	52
4.	Brian Cross	D	73
4.	Nick Ricci	G	94
5.	Marc Chorney	D	115

1980 AMATEUR DRAFT

1.	Mike Bullard	C	9
2.	Traded to Chicago for Dale Tallon		
3.	Randy Boyd	D	51
4.	Tony Feltrin	D	72
5.	Doug Shedden	C/RW	93
6.	Pat Graham	LW	114
7.	Traded to Winnipeg for future considerations		
8.	Robert Geale	C	155
9.	Brian Lundberg	D	177
10.	Steve McKenzie	D	198

1981 AMATEUR DRAFT

1.	Traded to Montreal for Rod Schutt		
2.	Steve Gatzos	RW	28
3.	Tom Thornbury	D	49
4.	Norm Schmiot	D	70
5.	Traded to Washington for Gary Rissling		
6.	Paul Edwards	D	109
6.	Rod Buskas	D	112
7.	Geoff Wilson	RW	133
8.	Mitch Lamoureux	C	154
9.	Dean Defazio	LW	175
10.	David Hannan	C	196

1980-81 PENGUIN SCORING STATISTICS

NAME	REGULAR SEASON					PLAYOFFS				
	GP	G	A	PTS	PIM	GP	G	A	PTS	PIM
Rick Kehoe	80	55	33	88	6	5	0	3	3	0
Randy Carlyle	76	16	67	83	136	5	4	5	9	9
Paul Gardner	62	34	40	74	59	5	1	0	1	8
Peter Lee	80	30	34	64	86	5	0	4	4	4
Rod Schutt	80	25	35	60	55	5	3	3	6	16
Mario Faubert	72	8	44	52	118	5	1	1	2	4
Greg Malone	62	21	29	50	68	5	2	3	5	16
Ross Lonsberry	80	17	33	50	76	5	0	0	0	2
George Ferguson	79	25	18	43	42	5	2	6	8	9
Pat Price, Edmonton	59	8	24	32	193	-	-	-	-	-
Pittsburgh	13	0	10	10	33	5	1	1	2	21
TOTAL	72	8	34	42	226	-	-	-	-	-
Errol Thompson, Detroit	39	14	12	26	52	-	-	-	-	-
Pittsburgh	34	6	8	14	12	injured	-	-	-	-
TOTAL	73	20	20	40	64	-	-	-	-	-
Ron Stackhouse	74	6	29	35	86	4	0	1	1	6
Mark Johnson	73	10	23	33	50	5	2	1	3	6
Gregg Sheppard	47	11	17	28	49	5	2	4	6	2
Pat Hughes*	58	10	9	19	161	-	-	-	-	-
Paul Baxter	51	5	14	19	204	5	0	1	1	28
Russ Anderson	34	3	14	17	112	injured	-	-	-	-
Nick Libett	44	6	6	12	4	-	-	-	-	-
Orest Kindrachuk	13	3	9	12	34	injured	-	-	-	-
Gary McAdam*	34	3	9	12	30	-	-	-	-	-
Marc Chorney	8	1	6	7	14	2	0	1	1	2
Jim Hamilton	20	1	6	7	18	1	1	0	0	0
Paul Marshall*	13	3	0	3	4	-	-	-	-	-
Mike Bullard	15	1	2	3	19	4	3	3	6	0
Dave Burrows, Toronto	6	0	0	0	2	-	-	-	-	-
Pittsburgh	53	0	2	2	28	1	0	0	0	0
TOTAL	59	0	2	2	20	-	-	-	-	-
Greg Millen	63	3	2	2	6	5	0	0	0	0
Kim Davis*	8	1	0	1	4	-	-	-	-	-
Gary Rissling	26	1	0	1	143	5	0	1	1	4
Bennett Wolf	34	0	1	1	94	-	-	-	-	-
Gilles Lupien*	31	0	1	1	34	-	-	-	-	-
Tony Feltrin	2	0	0	0	0	-	-	-	-	-
Nick Ricci	9	0	0	0	2	-	-	-	-	-
Rob Holland	10	0	0	0	0	-	-	-	-	-

* - traded from Pittsburgh during 1980-81 season

1980-81	GP	MP	GF	GA	ENG	SO	AVG	W-L-T
Nick Ricci	9	540	30	35	1	0	3.89	4-5-0
Greg Millen	63	3721	242	258	6	0	4.16	25-27-10
Rick Holland	10	539	30	45	0	0	5.01	1-5-3
Total	80	4800	302	338	7	0	4.31	30-37-13

PLAYOFFS

1980-81	GP	MP	GF	GA	ENG	SO	AVG	W-L-T
Greg Millen	5	325	421	19	1	0	3.51	2-3-0

1980-81 INDIVIDUAL SCORING BREAKDOWN

NAME	WG	TG	GF	PPG	SHG	H	A	1H	2H	TOT
Russ Anderson	1	0	0	1	0	2	1	2	1	3
Paul Baxter	1	0	1	1	0	2	3	4	1	5
Mike Bullard	0	0	0	0	0	1	0	1	0	1
Randy Carlyle	1	0	1	7	1	9	7	6	10	16
Marc Chorney	0	0	0	0	0	0	1	0	1	1
Kim Davis	0	0	0	0	0	0	1	1	0	1
Mario Faubert	1	0	1	3	0	4	4	2	6	8
George Ferguson	1	2	3	7	3*	15	10	14	11	25
Paul Gardner	1	4*	5	18	0	19	15	14	20	34
Jim Hamilton	0	0	0	0	0	1	0	1	0	1
Pat Hughes	2	0	0	0	0	6	4	8	2	10
Mark Johnson	1	1	2	0	0	5	5	9	1	10
Rick Kehoe	5*	1	6*	20*	0	30*	25*	29*	26*	55*
Orest Kindrachuk	1	0	1	1	0	2	1	3	0	3
Peter Lee	4	2	5	4	1	18	12	13	17	30
Nick Libett	1	0	0	1	0	2	4	4	2	6
Ross Lonsberry	2	0	4	7	1	11	6	11	6	17
Greg Malone	2	2	3	5	0	11	10	7	14	21
Paul Marshall	0	0	0	1	0	1	2	3	0	3
Gary McAdam	0	0	0	0	0	0	3	3	0	3
Gary Rissling	0	0	0	0	0	0	1	0	1	1
Rod Schutt	5*	0	3	11	0	9	16	14	11	25
Gregg Sheppard	1	0	2	3	0	6	5	1	10	11
Ron Stackhouse	1	0	1	2	0	3	3	3	3	6
Errol Thompson	0	0	2	0	0	3	3	0	6	6
TOTAL	30	13	40	92	6	160	142	153	149	302

* - Denotes Leader in Category

Key to Abbreviations:

WG - Winning Goal

TG - Tying Goal

GF - First Goal of Game

PPG - Power Play Goal

SHG - Shorthanded Goal

H - Home Goals

A - Away Goals

1H - First Half of Season

2H - Second Half of Season

TOT - Total Goals

PITTSBURGH SCORING VS NHL 1980-81

NAME	BOS	BUF	CAL	CHI	COL	DET	EDM	HTF	LA	MIN	MTL	NYI	NVR	PHL	QUE	STL	TOR	VAN	WAS	WPG	TOTAL	
	G-A	G-A	G-A	G-A	G-A	G-A	G-A	G-A	G-A	G-A	G-A	G-A	G-A	G-A	G-A	G-A	G-A	G-A	G-A	G-A	G-A	G-A
Kehoe	4-0	0-0	4-1	2-1	4-5	1-1	2-1	3-2	3-3	1-3	2-0	5-0	4-1	2-2	2-1	4-3	4-3	4-3	1-1	3-2	55-33	88
Cartyle	1-4	1-1	0-5	0-5	1-3	0-4	1-1	0-3	0-5	1-5	1-3	1-4	0-3	0-2	4-3	0-2	2-2	2-2	1-3	0-7	16-67	83
Gardner	1-0	0-1	1-2	3-1	4-2	1-1	4-2	3-3	2-2	2-2	0-2	1-5	0-2	5-0	1-4	1-3	1-3	3-2	1-2	0-1	34-40	74
Lee	1-1	1-0	0-1	2-1	2-1	2-3	0-1	3-0	4-0	1-3	2-3	2-2	2-2	0-1	1-5	2-2	1-1	1-3	2-2	2-2	30-34	64
Schutt	2-3	0-1	0-1	2-3	1-2	1-2	1-3	2-2	1-0	3-3	0-2	1-2	3-3	0-0	1-1	3-2	0-2	1-1	0-0	3-2	25-35	60
Faubert	0-2	0-1	1-1	0-4	0-1	0-1	0-4	0-2	1-3	1-1	1-2	0-4	2-0	1-1	0-2	0-5	0-2	0-3	0-5	1-0	8-44	52
Malone	0-2	0-0	1-0	3-3	0-3	3-2	1-1	3-2	1-3	1-1	1-1	2-1	1-0	1-0	2-2	0-0	0-1	3-0	1-3	21-29	50	
Lonsberry	0-2	1-0	1-0	0-1	3-3	0-1	0-0	2-2	1-1	0-1	0-0	1-0	0-3	0-4	2-1	1-3	1-2	0-5	1-3	3-1	17-33	50
Ferguson	1-2	0-1	2-0	1-0	1-1	3-0	1-1	2-0	2-1	1-0	1-0	2-0	2-1	0-0	1-1	2-1	0-2	1-2	1-0	1-5	25-18	43
Stackhouse	0-0	0-1	0-3	1-1	0-0	0-2	0-2	0-2	0-3	1-0	0-0	0-0	0-1	1-3	0-1	1-3	2-1	0-1	0-3	0-1	6-29	35
Johnson	0-0	1-0	0-0	0-3	0-1	1-1	2-1	1-3	1-2	1-0	0-3	0-1	0-1	0-1	1-0	1-0	1-0	0-1	0-4	0-0	10-23	33
Sheppard	1-1	0-0	0-0	0-0	2-3	0-0	4-0	0-1	0-2	0-2	0-0	1-0	0-1	0-1	0-2	1-0	0-1	0-1	1-2	1-0	11-17	28
Hughes	0-2	1-2	2-0	2-0	1-0	0-0	0-1	0-0	0-1	0-0	1-0	0-0	1-0	0-0	0-0	1-1	0-0	0-0	1-2	0-0	10-9	19
Baxter	0-0	0-0	0-3	0-1	0-1	0-0	0-1	0-4	0-0	0-0	0-0	3-1	0-0	0-0	0-1	0-0	1-0	0-0	0-1	1-1	5-14	19
Anderson	0-2	0-0	0-0	0-0	0-1	0-0	0-0	1-1	0-0	0-1	0-0	0-1	0-0	0-0	0-2	1-1	0-2	0-0	1-0	0-3	3-14	17
Thompson	0-0	0-0	0-1	0-0	1-1	0-0	1-2	1-0	2-0	0-0	0-0	0-1	0-0	0-0	0-0	0-0	0-0	0-1	0-1	0-1	6-8	14
Libett	1-0	0-1	0-0	0-0	0-0	0-1	0-2	2-1	0-0	0-0	0-0	0-0	0-0	0-0	0-0	1-0	0-0	0-0	2-0	0-1	6-6	12
Kindrachuk	0-0	0-0	0-0	0-0	0-0	0-0	0-0	0-0	0-0	0-0	0-0	0-0	1-1	0-3	0-0	0-1	0-1	0-0	0-0	2-2	3-9	12
McAdam	0-1	0-1	1-0	0-0	0-1	0-1	0-1	0-0	0-0	0-0	0-0	0-0	0-2	0-0	0-0	0-1	1-0	0-0	1-1	0-0	3-9	12
Price	0-0	0-0	0-0	0-0	0-2	0-0	0-3	0-2	0-1	0-0	0-1	0-0	0-0	0-0	0-0	0-0	0-1	0-0	0-0	0-0	0-10	10
Hamilton	0-0	0-0	0-0	0-0	0-0	0-0	0-0	0-2	0-0	0-0	0-0	0-1	0-0	0-0	0-1	0-0	0-0	0-0	1-0	0-0	1-6	7
Chorney	0-0	0-0	0-0	0-0	0-0	0-0	0-0	0-1	0-2	0-0	0-0	0-0	0-0	0-0	0-0	0-1	0-0	0-0	0-0	0-0	1-6	7
Marshall	0-0	0-0	0-0	0-0	0-0	0-0	1-0	0-0	0-0	0-0	0-0	0-0	0-0	0-0	0-0	0-0	0-0	0-0	0-0	0-0	3-0	3
Bullard	1-0	0-0	0-0	0-0	0-0	0-0	0-0	0-0	0-0	0-0	0-0	0-0	0-0	0-0	0-0	0-2	0-0	0-0	0-0	0-0	1-2	3
Burrows	0-0	0-0	0-0	0-0	0-0	0-0	0-0	0-0	0-0	0-0	0-0	0-1	0-0	0-0	0-0	0-0	0-0	0-0	0-0	0-0	0-2	2
Millen	0-0	0-0	0-0	0-0	0-0	0-0	0-0	0-0	0-0	0-0	0-0	0-0	0-1	0-0	0-0	0-0	0-0	0-0	0-0	0-1	0-2	2
Davis	0-0	0-0	0-0	0-0	0-0	0-0	0-0	0-0	0-0	0-0	0-0	0-0	1-0	0-0	0-0	0-0	0-0	0-0	0-0	0-0	1-0	1
Risling	0-0	0-0	0-0	0-0	0-0	0-0	0-0	0-0	0-0	0-0	1-0	0-0	0-0	0-0	0-0	0-0	0-0	0-0	0-0	0-0	1-0	1
Wolf	0-1	0-0	0-0	0-0	0-0	0-0	0-0	0-0	0-0	0-0	0-0	0-0	0-0	0-0	0-0	0-0	0-0	0-0	0-0	0-0	0-1	1
Lupien	0-0	0-0	0-0	0-0	0-0	0-0	0-0	0-0	0-0	0-0	0-0	0-0	0-0	0-0	0-0	0-0	0-0	0-0	0-0	0-0	0-1	1
TOTAL	13-23	5-10	13-18	15-25	20-31	13-22	18-28	20-35	18-28	13-23	10-18	19-24	17-22	10-18	15-27	19-35	15-26	13-25	18-30	18-33	302-501	803

1980-81 NHL SCORING LEADERS

NAME - TEAM	GP	G	A	PTS
Wayne Gretzky, Edmonton	80	55	109	164
Marcel Dionne, Los Angeles	80	58	77	135
Kent Nilsson, Calgary	80	49	82	131
Mike Bossy, NY Islanders	79	68	51	119
Dave Taylor, Los Angeles	72	47	65	112
Peter Stastny, Quebec	77	39	70	109
Charlie Simmer, Los Angeles	65	56	49	105
Mike Rogers, Hartford	80	40	65	105
Bernie Federko, St. Louis	78	31	73	104
Jacques Richard, Quebec	78	52	51	103
Rick Middleton, Boston	80	44	59	103
Bryan Trottier, NY Islanders	73	31	72	103
Dennis Maruk, Washington	80	50	47	97
Wilf Paiement, Toronto	77	40	57	97
Wayne Babych, St. Louis	78	54	42	96
Darryl Sittler, Toronto	80	43	53	96
Mike Gartner, Washington	80	48	46	94
Bobby Smith, Minnesota	78	29	64	93
Rick Kehoe, Pittsburgh	80	55	33	88
Blake Dunlop, St. Louis	80	20	67	87
Dale McCourt, Detroit	80	30	56	86

LEAGUE LEADERS

GOALS	Mike Bossy, NY Islanders	68
ASSISTS	Wayne Gretzky, Edmonton	109
POINTS	Wayne Gretzky, Edmonton	164
PENALTY MINUTES	Dave Williams, Vancouver	333
POWER PLAY GOALS	Mike Bossy, NY Islanders	28
SHORTHANDED GOALS	Larry Patey, St. Louis	8
WINNING GOALS	Mike Bossy, NY Islanders	10
SHUTOUTS	Don Edwards, Buffalo	3
	Glen Resch, NY Islanders	
GOALS AGAINST AVERAGE	Richard Sevigny, Montreal	2.04

1980-81 NHL LEADING GOALTENDERS

GOALTENDERS	TEAM	GP	MINS	GA	ENG	SO	AVG	W-L-T
Rick Wamsley	Montreal	5	253	8	0	1	1.90	3-0-1
Richard Sevigny	Montreal	33	1777	71	0	2	2.40	20-4-3
Michel Larocque	Montreal	28	1623	82	2	1	3.03	16-9-3
Denis Herron	Montreal	25	1147	67	2	1	3.50	6-9-6
MONTREAL	TOTAL	80	4800	232	6	2.90	45-22-13	
Rick St. Croix	Philadelphia	27	1567	65	2	2	2.49	13-7-6
Pete Peeters	Philadelphia	40	2333	115	5	2	2.96	22-12-5
Phil Myre	Philadelphia	16	900	61	1	0	4.07	6-5-4
PHILADELPHIA	TOTAL	80	4800	249	4	3.11	41-24-15	
Don Edwards	Buffalo	45	2700	133	4	3	2.96	23-10-12
Bob Sauve	Buffalo	35	2100	111	2	2	3.17	16-10-9
BUFFALO	TOTAL	80	4800	250	5	3.13	39-20-21	
Glenn Resch	NY Islanders	32	1817	93	2	3	3.07	18-7-5
Roland Melanson	NY Islanders	11	620	32	0	0	3.10	8-1-1
Billy Smith	NY Islanders	41	2363	129	4	2	3.28	22-10-8
NY ISLANDERS	TOTAL	80	4800	260	5	3.25	48-18-14	
Don Beaupre	Minnesota	44	2585	139	4	0	3.20	18-14-11
Gilles Meloche	Minnesota	38	2215	120	1	2	3.25	17-14-6
MINNESOTA	TOTAL	80	4800	263	2	3.29	35-28-17	
Marco Baron	Boston	10	507	24	1	0	2.84	3-4-1
Rogie Vachon	Boston	53	3021	168	0	1	3.34	25-19-6
Jim Craig	Boston	23	1272	78	1	0	3.68	9-7-6
BOSTON	TOTAL	80	4800	272	1	3.40	37-30-13	
Rick Heinz	St. Louis	4	220	8	0	0	2.18	2-1-1
Mike Liut	St. Louis	61	3570	199	2	1	3.34	33-14-13
Ed Staniowski	St. Louis	19	1010	72	0	0	4.28	10-3-3
ST. LOUIS	TOTAL	80	4800	281	1	3.51	45-18-17	
Mario Lessard	Los Angeles	64	3746	203	3	2	3.25	35-18-11
Jim Rutherford	Los Angeles	3	180	10	0	0	3.33	3-0-0
Ron Grahame	Los Angeles	6	360	28	0	0	4.67	3-2-1
Doug Keans	Los Angeles	9	454	37	1	0	4.89	2-3-1
Paul Pageau	Los Angeles	1	60	8	0	0	8.00	0-1-0
LOS ANGELES	TOTAL	80	4800	290	2	3.63	43-24-13	
Rejean Lemelin	Calgary	29	1629	88	2	2	3.24	14-6-7
Pat Riffin	Calgary	42	2411	154	3	0	3.83	21-16-4
Daniel Bouchard	Calgary	14	760	51	0	0	4.03	4-5-3
CALGARY	TOTAL	80	4800	298	2	3.24	39-27-14	
Richard Brodeur	Vancouver	52	3024	177	2	0	3.51	17-18-16
Gary Bromley	Vancouver	20	978	62	0	0	3.80	6-6-4
Glen Hanlon	Vancouver	17	798	59	1	1	4.44	5-8-0
VANCOUVER	TOTAL	80	4800	301	1	3.76	28-32-20	

PITTSBURGH CAREER SCORING — FOURTEEN YEARS

NAME	GP	G	A	PTS	PIM
1. Jean Pronovost	753	316	287	603	306
2. Syl Apps	495	151	349	500	241
3. Rick Kehoe	513	232	207	439	60
4. Ron Schock	619	124	280	404	201
5. Ron Stackhouse	545	64	258	322	445
6. Lowell MacDonald	328	140	166	306	60
7. Greg Malone	337	111	153	264	289
8. Pierre Larouche	240	119	134	253	99
9. Ken Schinkel	371	93	143	236	86
10. Bryan Hextall	335	71	115	186	498
11. Peter Lee	294	83	102	185	149
12. Randy Carlyle	213	37	129	166	259
13. Greg Polis	256	88	70	158	146
14. Bob Kelly	250	69	85	154	462
15. Rod Schutt	227	67	77	144	131
16. George Feguson	232	67	75	142	115
17. Keith McCreary	292	82	59	141	199
18. Vic Hadfield	163	61	79	140	118
19. Dave Burrows	573	24	104	132	301
20. Al McDonough	152	56	74	130	46
21. Ross Lonsberry	236	56	73	129	150
22. Val Fonteyne	349	39	82	121	4
23. Orest Kindrachuk	144	38	80	118	181
24. Pete Mahovich	117	39	75	114	76
25. Wayne Bianchin	265	68	41	109	130
26. Duane Rupp	265	21	83	104	170
27. Andy Bathgate	150	35	68	103	89
28. Gregg Sheppard	183	39	63	102	78
29. Nick Harbaruk	308	40	61	101	257
30. Blair Chapman	227	48	51	99	71
31. Mario Faubert	217	17	82	99	208
32. Wally Boyer	203	32	62	94	81
33. Bob Woytowich	248	22	71	93	151
34. Russ Anderson	322	15	76	91	586
35. Dean Prentice	144	47	42	89	32
36. Chuck Arnason	149	46	40	86	50
37. Paul Gardner	62	34	40	74	59
38. Darryl Edestrand	158	25	47	72	140
39. Gary McAdam	140	27	40	67	95
40. Dennis Owchar	168	18	49	67	146
41. Colin Campbell	243	14	52	66	517
42. Bryan Watson	304	8	57	65	871
43. Mike Corrigan	98	22	39	61	46
44. Barry Wilkins	133	5	56	61	46
45. Earl Ingarfield	90	23	37	60	16
46. Gene Ubriaco	114	33	26	59	30
47. Eddie Shack	87	30	29	59	96
48. Gene Carr	70	17	37	54	76
49. Noel Price	143	8	45	53	109
50. Pat Hughes	134	28	23	51	239
51. Charlie Burns	76	13	38	51	22
52. Dunc McCallum	185	14	35	49	228
53. Dave Schultz	113	13	34	47	535
54. Billy Dea	139	26	20	46	12
55. Paul Andrea	90	18	27	45	4

56.	Michel Briere	76	12	32	44	20
57.	Ab McDonald	74	22	21	43	38
58.	Dale Tallon	95	10	33	43	53
59.	Tom Edur	58	5	38	43	18
60.	Mark Johnson	90	13	28	41	54
61.	Leo Boivin	114	14	26	40	100
62.	Bob Paradise	203	7	33	40	209
63.	Nick Libett	121	20	18	38	18
64.	Glen Sather	122	20	17	37	210
65.	Lou Angotti	71	17	20	37	36
66.	Art Stratton	58	16	21	37	16
67.	Stan Gilbertson	115	19	17	36	19
68.	Bob McManama	99	11	25	36	28
69.	Tom Bladon	135	6	29	35	99
70.	Bob Leiter	78	14	17	31	18
71.	Ron Lalonde	108	10	20	30	16
72.	Jim Morrison	132	5	25	30	72
73.	Steve Durbano	66	4	23	27	309
74.	Lew Morrison	214	13	13	26	12
75.	Jack Lynch	64	1	25	26	61
76.	Paul Marshall	59	12	12	24	13
77.	Jean Guy Lagace	106	4	20	24	119
78.	Ab DeMarco	42	9	13	22	8
79.	Billy Speer	102	4	17	21	71
80.	Steve Cardwell	53	9	11	20	35
81.	Brian Spencer	86	9	11	20	81
82.	Bob Blackburn	124	8	12	20	105
83.	Billy Harris	55	7	13	20	8
84.	Rick Kessell	83	2	18	20	4
85.	Bernie Lukowich	53	9	10	19	32
86.	Bob Dillabough	61	7	12	19	20
87.	Paul Baxter	61	5	14	19	204
88.	Rene Robert	49	7	11	18	42
89.	Pete Laframboise	35	5	13	18	8
90.	Simon Nolet	39	9	8	17	2
91.	Bob Rivard	27	5	12	17	4
92.	Tracy Pratt	83	5	12	17	158
93.	Ted Snell	55	4	12	16	8
94.	Nick Beverley	67	2	14	16	21
95.	George Konik	52	7	8	15	26
96.	Jim Hamilton	57	5	10	15	20
97.	Jacques Cossette	64	8	6	14	29
98.	Errol Thompson	34	6	8	14	12
99.	Rod Zaine	37	8	5	13	21
100.	John Stewart	40	4	9	13	32
101.	Don Awrey	79	1	12	13	40
102.	John Flesch	29	7	5	12	19
103.	Kim Davis	34	5	7	12	47
104.	Al MacNeil	74	2	10	12	58
105.	Blaine Stoughton	34	5	6	11	8
106.	Wayne Hicks	15	4	7	11	2
107.	Tim Horton	44	2	9	11	40
108.	Bob Stewart	65	3	7	10	52
109.	Pat Price	13	0	3	10	33
110.	Nelson DeBenedet	31	6	3	9	11
111.	Sheldon Kannegiesser	75	2	6	8	76
112.	George Swarbrick	31	1	7	8	36
113.	Ed Van Impe	22	0	8	8	22
114.	Tom Cassidy	26	3	4	7	15
115.	Joe Noris	35	2	5	7	20

116.	Marc Chorney	8	1	6	7	14
117.	Harvey Bennett	32	3	3	6	53
118.	Kelly Pratt	22	0	6	6	15
119.	Ron Snell	7	3	2	5	6
120.	Yvon Labre	37	2	3	5	32
121.	Robin Burns	41	0	5	5	32
122.	Greg Millen	135	0	5	5	20
123.	Denis Herron	176	0	5	5	28
124.	Derek Sanderson	13	3	1	4	0
125.	Mike McMahan	12	1	3	4	19
126.	Jim Wiley	26	0	4	4	2
127.	Dick Mattiussi	44	0	4	4	32
128.	Mike Bullard	15	1	2	3	19
129.	Jim Shires	18	1	2	3	2
130.	Larry Bignell	20	0	3	3	2
131.	Ron Jones	25	0	3	3	15
132.	Kim Clackson	45	0	3	3	166
133.	Michel Plasse	75	0	3	3	24
134.	Billy Hicke	12	2	0	2	6
135.	Brian McKenzie	6	1	1	2	4
136.	Doug Barrie	8	1	1	2	8
137.	Garry Swain	9	1	1	2	0
138.	Ed Gilbert	45	1	1	2	0
139.	Hartland Monahan	7	2	0	2	2
140.	John Arbour	17	0	2	2	35
141.	Tom Price	19	0	2	2	8
142.	Dunc Wilson	66	0	2	2	21
143.	Gary Inness	100	0	2	2	4
144.	Mel Pearson	2	0	1	1	0
145.	Gary Rissling	26	1	0	1	143
146.	Roy Edwards	15	0	1	1	0
147.	Cam Newton	16	0	1	1	6
148.	Bennett Wolf	24	0	1	1	94
149.	Gilles Lupien	31	0	1	1	34
150.	Jim Rutherford	115	0	1	1	18
151.	Les Binkley	196	0	1	1	2
152.	Marv Edwards	1	0	0	0	0
153.	Greg Redquest	1	0	0	0	0
154.	Tony Feltrin	2	0	0	0	0
155.	Paul Hoganson	2	0	0	0	0
156.	Lex Hudson	2	0	0	0	0
157.	Bob Taylor	2	0	0	0	0
158.	Yves Bergeron	3	0	0	0	0
159.	Steve Lyon	3	0	0	0	2
160.	Bob Stumpf	3	0	0	0	4
161.	Bill LeCaine	4	0	0	0	0
162.	Mike Meeker	4	0	0	0	5
163.	Ted Lanyon	5	0	0	0	4
164.	Bob Johnson	12	0	0	0	6
165.	Hank Nowak	13	0	0	0	11
166.	Nick Ricci	13	0	0	0	2
167.	Gordie Laxton	17	0	0	0	0
168.	Hank Bassen	25	0	0	0	8
169.	Joe Daley	44	0	0	0	2
170.	Rob Holland	44	0	0	0	2
171.	Andy Brown	45	0	0	0	62
172.	Al Smith	93	0	0	0	61
173.	Bench					140
Total		1,098	3,499	5,691	9,190	14,118

ALL-TIME GOALTENDING 1967-1981

NAME	GP	MP	GA	ENG	SO	AVG	W-L-T	SAVES
Roy Edwards	15	847	36	2	0	2.55	2-8-4	355
Hank Bassen	25	1299	62	2	1	2.86	7-10-3	616
Marv Edwards	1	60	3	0	0	3.00	0-1-0	30
Al Smith	91	5027	257	3	4	3.07	24-42-17	2277
Lēs Binkley	196	11046	574	8	11	3.12	58-94-34	5022
Jim Rutherford	115	6252	327	6	4	3.14	44-49-14	2915
Joe Daley	38	2143	112	4	2	3.14	11-18-6	1094
Gary Inness	100	5366	299	6	2	3.34	39-37-13	2591
Denis Herron	176	9997	568	9	3	3.41	65-66-34	4975
Dunc Wilson	66	3807	224	1	5	3.53	23-30-10	1750
Michel Plasse	75	4190	251	1	2	3.59	33-24-14	2013
Cam Newton	16	814	51	2	0	3.76	4-7-1	360
Nick Ricci	13	780	49	1	0	3.77	6-7-0	339
Andy Brown	45	2476	156	0	1	3.78	16-20-6	1126
Greg Millen	135	7839	501	10	4	3.83	57-56-18	3482
Rob Holland	44	2513	171	4	1	4.08	11-22-9	1060
Bob Johnson	12	476	40	0	0	5.04	3-4-1	237
Bob Taylor	2	78	7	1	0	5.38	0-1-0	41
Gordie Laxton	17	800	74	2	0	5.55	4-9-1	359
Paul Hoganson	2	57	7	0	0	7.37	0-1-0	21
Greg Redquest	1	13	3	0	0	13.85	0-0-0	2
TOTAL	1098	65880	3772	62	40	3.49	407-506-185	30665

(3834)

ALL TIME LEADERS

GAMES PLAYED		GOALS	
Jean Pronovost	753	Jean Pronovost	316
Ron Schock	619	RICK KEHOE	232
Dave Burrows	573	Syl Apps	151
RON STACKHOUSE	545	Lowell MacDonald	140
RICK KEHOE	513	Ron Schock	124
Syl Apps	495	Pierre Larouche	119
Ken Schinkel	371	GREG MALONE	111
Val Fonteyne	349	Ken Schinkel	93
GREG MALONE	337	Greg Polis	88
Bryan Hextall	335	PETER LEE	83
Lowell MacDonald	328	Keith McCreary	82
RUSS ANDERSON	322	Bryan Hextall	71
Nick Harbaruk	308	Bob Kelly	69
Bryan Watson	304	Wayne Bianchin	68
PETER LEE	294	GEORGE FERGUSON	67
Keith McCreary	292	ROD SCHUTT	67
Duane Rupp	265	RON STACKHOUSE	64
Wayne Bianchin	265	Vic Hadfield	61
Greg Polis	256	Al McDonough	56
Bob Kelly	250	Ross Lonsberry	56
ASSISTS		POINTS	
Syl Apps	349	Jean Pronovost	603
Jean Pronovost	287	Syl Apps	500
Ron Schock	280	RICK KEHOE	439
RON STACKHOUSE	258	Ron Schock	404
RICK KEHOE	207	RON STACKHOUSE	322
Lowell MacDonald	166	Lowell MacDonald	306
GREG MALONE	153	GREG MALONE	264
Ken Schinkel	143	Pierre Larouche	253
Pierre Larouche	134	Ken Schinkel	236
RANDY CARLYLE	129	Bryan Hextall	186
Bryan Hextall	115	PETER LEE	185
Dave Burrows	108	RANDY CARLYLE	166
PETER LEE	102	Greg Polis	158
Bob Kelly	85	Bob Kelly	154
Duane Rupp	83	ROD SCHUTT	144
Val Fonteyne	82	GEORGE FERGUSON	142
MARIO FAUBERT	82	Keith McCreary	141
Orest Kindrachuk	80	Vic Hadfield	140
Vic Hadfield	79	Dave Burrows	132
ROD SCHUTT	77	Al McDonough	130
PENALTY MINUTES			
Bryan Watson	871	GREG MALONE	289
RUSS ANDERSON	586	RANDY CARLYLE	259
Dave Schultz	535	Nick Harbaruk	257
Colin Campbell	517	Syl Apps	241
Bryan Hextall	498	Pat Hughes	239
Bob Kelly	462	Dunc McCallum	228
RON STACKHOUSE	445	Glen Sather	210
Steve Durbano	309	Bob Paradise	209
Jean Pronovost	306	MARIO FAUBERT	208
Dave Burrows	301	PAUL BAXTER	204

SEASON LEADERS

SEASON	GOAL	ASSISTS	POINTS	PENALTY MINUTES
1980-81	Rick Kehoe Paul Gardner	55 34	Rick Kehoe Randy Carlyle	88 83
1979-80	Rick Kehoe George Ferguson	30 21	Rick Kehoe Greg Malone	60 51
1978-79	Greg Malone Peter Lee	35 32	Orest Kindrachuk Pete Mahovlich	65 60
1977-78	Jean Pronovost Rick Kehoe	40 29	Greg Malone Tom Edur	65 61
1976-77	Jean Pronovost Rick Kehoe	33 30	Syl Apps Pierre Larouche	64 63
1975-76	Pierre Larouche Jean Pronovost	53 52	Syl Apps Ron Stackhouse	111 104
1974-75	Jean Pronovost Rick Kehoe	43 32	Ron Schock Syl Apps	86 79
1973-74	Lowell MacDonald Jean Pronovost	43 40	Syl Apps Lowell MacDonald	85 82
1972-73	Al McDonough Lowell MacDonald	35 34	Syl Apps Al McDonough	85 76
1971-72	Jean Pronovost Greg Polis	30 30	Syl Apps Ken Schinkel	59 53
1970-71	Jean Pronovost Dean Prentice Keith McCreary	21 21 21	Bryan Hextall Wally Boyer Jean Pronovost	48 45 45
1969-70	Dean Prentice	26	Michel Briere	51
1968-69	Keith McCreary	25	Charlie Burns	52
1967-68	Ab McDonald	22	Andy Bathgate	59

BEST SEASONS

GOALS - ONE SEASON

Rick Kehoe	55 (1980-81)
Pierre Larouche	53 (1975-76)
Jean Pronovost	52 (1975-76)
Lowell MacDonald	43 (1974-75)
Jean Pronovost	40 (1974-75)
Jean Pronovost	40 (1973-74)
Jean Pronovost	40 (1977-78)
Al McDonough	35 (1972-73)
Greg Malone	35 (1978-79)
Lowell MacDonald	34 (1972-73)
Paul Gardner	34 (1980-81)
Jean Pronovost	33 (1976-77)
Rick Kehoe	32 (1974-75)
Syl Apps	32 (1975-76)
Peter Lee	32 (1978-79)
Vic Hadfield	31 (1974-75)
Pierre Larouche	31 (1974-75)
Jean Pronovost	30 (1971-72)
Greg Polis	30 (1971-72)
Vic Hadfield	30 (1975-76)
Rick Kehoe	30 (1976-77)
Rick Kehoe	30 (1979-80)
Peter Lee	30 (1980-81)

POINTS - ONE SEASON

Pierre Larouche	111 (1975-76)
Jean Pronovost	104 (1975-76)
Syl Apps	99 (1975-76)
Rick Kehoe	88 (1980-81)
Ron Schock	86 (1974-75)
Syl Apps	85 (1972-73)
Syl Apps	85 (1973-74)
Randy Carlyle	83 (1980-81)
Lowell MacDonald	82 (1973-74)
Syl Apps	79 (1974-75)
Al McDonough	76 (1972-73)
Rick Kehoe	76 (1975-76)
Lowell MacDonald	75 (1972-73)
Jean Pronovost	75 (1974-75)
Paul Gardner	74 (1980-81)
Vic Hadfield	73 (1974-75)
Lowell MacDonald	73 (1975-76)
Jean Pronovost	72 (1973-74)
Ron Stackhouse	71 (1975-76)

ASSISTS - ONE SEASON

Syl Apps	67 (1975-76)
Randy Carlyle	67 (1980-81)
Ron Schock	63 (1974-75)
Syl Apps	61 (1973-74)
Ron Stackhouse	60 (1975-76)
Pierre Larouche	58 (1975-76)
Syl Apps	56 (1972-73)
Syl Apps	55 (1974-75)
Jean Pronovost	52 (1975-76)
Rick Kehoe	47 (1975-76)
Ron Stackhouse	45 (1974-75)
Syl Apps	44 (1971-72)
Ron Schock	44 (1975-76)
Mario Faubert	44 (1980-81)
Lowell MacDonald	43 (1975-76)
Syl Apps	43 (1976-77)
Greg Malone	43 (1977-78)
Vic Hadfield	42 (1974-75)
Orest Kindrachuk	42 (1978-79)

PENALTY MINUTES - ONE SEASON

Dave Schultz	378 (1977-78)
Bryan Watson	212 (1971-72)
Paul Baxter	204 (1980-81)
Bryan Watson	189 (1969-70)
Bryan Watson	179 (1972-73)
Colin Campbell	172 (1974-75)
Kim Clackson	166 (1979-80)
Steve Durbano	161 (1975-76)
Dave Schultz	157 (1978-79)
Russ Anderson	150 (1977-78)
Russ Anderson	150 (1979-80)
Bob Kelly	149 (1975-76)
Gary Rissling	143 (1980-81)
Steve Durbano	138 (1973-74)
Bryan Watson	137 (1973-74)
Colin Campbell	137 (1978-79)
Randy Carlyle	136 (1980-81)
Bryan Hextall	133 (1970-71)
Bryan Hextall	126 (1971-72)

PENALTY SHOTS

Date	Place	Player - Team	Goalie - Team	Result
Dec. 23, 1967	Pittsburgh	Bill Collins, Minn.	Les Binkley, Pgh.	no goal
Jan. 31, 1968	St. Louis	George Konik, Pgh.	Glenn Hall, St. L.	GOAL
Feb. 5, 1969	Pittsburgh	Charlie Burns, Pgh.	Ed Giacomin, NYR	no goal
Mar. 18, 1970	Pittsburgh	Keith McCreary, Pgh.	Ed Giacomin, NYR	no goal
Jan. 14, 1971	Detroit	Jean Pronovost, Pgh.	Roy Edwards, Det.	GOAL
Feb. 24, 1971	Pittsburgh	Greg Polis, Pgh.	Ernie Wakely, St. L.	no goal
Feb. 9, 1972	Toronto	Syl Apps, Pgh.	Bernie Parent, Tor.	GOAL
Nov. 12, 1972	Buffalo	Lowell MacDonald, Pgh.	Roger Crozier, Buf.	no goal
Jan. 10, 1973	Pittsburgh	Ron Schock, Pgh.	Roy Edwards, Det.	no goal
Mar. 10, 1973	Pittsburgh	Ron Schock, Pgh.	Ed Giacomin, NYRS	no goal
Feb. 16, 1974	Pittsburgh	Chuck Armason, Pgh.	Gilles Meloche, Cal.	no goal
Mar. 5, 1974	NY Islanders	Ralph Stewart, NYI	Andy Brown, Pgh.	no goal
Nov. 20, 1974	Toronto	Dave Keon, Toronto	Gary Inness, Pgh.	GOAL
Nov. 14, 1976	NY Rangers	Bill Goldsworthy, NYR	Dunc Wilson, Pgh.	no goal
Nov. 21, 1976	Pittsburgh	Alain Daigle, Chi.	Dunc Wilson, Pgh.	no goal
Nov. 30, 1976	Washington	Ron Schock, Pgh.	Bernie Wolfe, Wash.	no goal
Dec. 16, 1976	Pittsburgh	Al MacAdam, Clev.	Denis Herron, Pgh.	GOAL
Oct. 15, 1977	Pittsburgh	Orest Kindrachuk, Phl.	Dunc Wilson, Pgh.	no goal
Dec. 4, 1977	Washington	Blair Chapman, Pgh.	Jim Bedard, Wash.	no goal
Jan. 21, 1978	Pittsburgh	Pete Mahovlich, Pgh.	Jim Bedard, Wash.	no goal
Dec. 5, 1978	NY Islanders	Ross Lonsberry, Pgh.	Glenn Resch, NYI	no goal
Feb. 9, 1980	Pittsburgh	Ross Lonsberry, Pgh.	Gilles Meloche, Minn.	no goal
Jan. 14, 1981	Pittsburgh	Gregg Sheppard, Pgh.	Ed Staniowski, St. L.	no goal

Pittsburgh shooters have scored 3 times in 17 attempts.

Pittsburgh goalies have been scored upon 2 times in 7 attempts.

Of the fourteen penalty shots taken in Pittsburgh, there has been only one successful shot (Al MacAdam, Cleveland - 1976)

1981-82 NHL ALIGNMENT

The National Hockey League embarks upon its 65th regular season with a new look in terms of alignment and scheduling that will focus attention upon some great rivalries.

PRINCE OF WALES CONFERENCE

PATRICK DIVISION

Pittsburgh Penguins
New York Islanders (4-4)
New York Rangers (4-4)
Philadelphia Flyers (4-4)
Washington Capitals (4-4)

ADAMS DIVISION

Boston Bruins (2-1)
Buffalo Sabres (2-1)
Hartford Whalers (2-1)
Montreal Canadiens (1-2)
Quebec Nordiques (1-2)

CLARENCE CAMPBELL CONFERENCE

NORRIS DIVISION

Chicago Black Hawks (1-2)
Detroit Red Wings (1-2)
Minnesota North Stars (2-1)
St. Louis Blues (1-2)
Toronto Maple Leafs (2-1)
Winnipeg Jets (2-1)

SMYTHE DIVISION

Calgary Flames (1-2)
Colorado Rockies (2-1)
Edmonton Oilers (1-2)
Los Angeles Kings (2-1)
Vancouver Canucks (1-2)

Numbers in parenthesis indicate number of games against each opponent (home - away). The schedule will be just the opposite in 1982-83.

STANLEY CUP PLAYOFFS

The first four teams in each division will qualify for the Stanley Cup Playoffs.

First place teams will play fourth place teams and second place teams will play third place teams in each division in the first round series which will be best-of-five.

First round winners will then meet for divisional playoff titles, in a best-of-seven series. Divisional winners will meet for conference titles and the two conference champions will meet for the Stanley Cup.

ALL STAR GAME

The 1981-82 NHL All Star game will be played on Tuesday, February 9, 1982 at the Capital Centre in Landover, Maryland, home of the Washington Capitals.

Tickets for the All Star game are available by mail for \$17.50, \$14.00 and \$10.00 plus \$.80 service charge per ticket. Send check or money order to:

Washington Capitals
All Star Game Tickets
Capital Centre
Landover, Maryland 20786

1981-82 PLAYER PERSONNEL — PITTSBURGH PENGUINS

PLAYER	HGT	WGT	PLACE OF BIRTH	DATE	1980-81 CLUB	GP	G	A	PTS	PIM
FORWARDS										
Boutette, Pat	5.08	175	Windsor, Ont.	Mar. 1, 1952	Hartford	80	28	52	80	160
Bullard, Mike	5.10	185	Ottawa, Ont.	Mar. 10, 1961	Pittsburgh	15	1	2	3	19
					Brantford (OHA)	42	47	60	107	55
Defazio, Dean	5.11	183	Ottawa, Ont.	Apr. 16, 1963	Brantford (OHA)	60	6	13	19	104
Ferguson, George	6.00	195	Trenton, Ont.	Aug. 22, 1952	Pittsburgh	79	25	18	43	42
Gardner, Paul	6.00	193	Ft. Erie, Ont.	Mar. 5, 1956	Pittsburgh	62	34	40	74	59
					Springfield (AHL)	14	9	12	21	6
Garner, Rob	5.11	180	Weston, Ont.	Aug. 17, 1958	Binghamton (AHL)	62	18	20	38	77
Gatzos, Steve	5.11	182	Toronto, Ont.	Jun. 22, 1961	S. Ste. Marie (OHA)	68	78	50	128	114
Graham, Pat	6.01	190	Toronto, Ont.	May 25, 1961	Niagara Falls (OHA)	61	40	54	94	118
Hamilton, Jim	6.00	180	Barrie, Ont.	Jan. 18, 1957	Pittsburgh	20	1	6	7	18
					Binghamton (AHL)	28	16	18	34	31
Hannan, David	5.10	173	Sudbury, Ont.	Nov. 26, 1961	Brantford (OHA)	56	46	35	81	155
Johnson, Mark	5.09	160	Madison, Wisconsin	Sept. 22, 1957	Pittsburgh	73	10	23	33	50
Kehoe, Rick	5.11	180	Windsor, Ont.	Jul. 15, 1951	Pittsburgh	80	55	33	88	6
Lamoureaux, Mitch	5.06	173	Ottawa, Ont.	Aug. 22, 1962	Oshawa (OHA)	63	50	69	119	256
Lee, Peter	5.09	180	Ellesmere, England	Jan. 2, 1956	Pittsburgh	80	30	34	64	86
Malone, Greg	6.00	190	Chatham, N.B.	Mar. 8, 1956	Pittsburgh	62	21	29	50	68
McClelland, Kevin	6.00	180	Oshawa, Ont.	Jul. 4, 1962	Niagara Falls (OHA)	68	36	72	108	103
Mulvey, Paul	6.04	225	Sudbury, Ont.	Sept. 27, 1958	Washington	55	7	14	21	166
					Hershey (AHL)	19	4	8	12	21
Rissling, Gary	5.09	175	Saskatoon, Sask.	Aug. 8, 1956	Birmingham (CHL)	19	5	7	12	161
					Hershey (AHL)	4	1	1	2	74
					Pittsburgh	25	1	0	1	143
Schutt, Rod	5.10	185	Bancroft, Ont.	Oct. 13, 1956	Pittsburgh	80	25	35	60	55
Shedden, Doug	6.00	184	Wallaceburg, Ont.	Apr. 26, 1961	S. Ste. Marie (OHA)	66	51	72	123	114
Sheppard, Gregg	5.08	170	N. Battleford, Sask.	Apr. 23, 1949	Pittsburgh	47	11	17	28	49
Simpson, Bob	6.00	190	Caughnawa, Quebec	Nov. 17, 1956	Salt Lake (CHL)	8	2	1	3	4
					Muskegon (IHL)	42	17	26	43	42
Wilson, Geoff	6.01	185	Winnipeg, Man.	May 19, 1962	Winnipeg (WCHL)	69	42	47	89	25
DEFENSEMEN										
Anderson, Russ	6.03	210	Minneapolis, Minn.	Feb. 12, 1955	Pittsburgh	34	3	14	17	112
Baxter, Paul	5.11	200	Winnipeg, Man.	Oct. 25, 1955	Pittsburgh	51	5	14	19	204
Boyd, Randy	5.1	195	Coniston, Ont.	Jan. 23, 1962	Ottawa (OHA)	64	11	43	54	225
Buskas, Rod	6.01	197	Wetaskiwin, Alta.	Jan. 7, 1961	Medicine Hat (WCHL)	72	14	46	60	164
Carlyle, Randy	5.10	200	Sudbury, Ont.	Apr. 19, 1956	Pittsburgh	76	16	67	83	136
Chorney, Marc	6.00	200	Sudbury, Ont.	Nov. 8, 1957	N. Dakota University	35	8	34	42	72
					Pittsburgh	8	1	6	7	14
Cross, Brian	6.00	185	Brantford, Ont.	May 22, 1959	Toledo (IHL)	37	2	15	17	81
					Binghamton (AHL)	28	0	4	4	35
Edwards, Paul	6.02	190	Kitchener, Ont.	Jan. 23, 1963	Oshawa (OHA)	64	5	11	16	109
Faubert, Mario	6.01	190	Valleyfield, Quebec	Dec. 2, 1954	Pittsburgh	72	8	44	52	118
Feltrin, Tony	6.01	185	Ladysmith, B.C.	Dec. 6, 1961	Pittsburgh	2	0	0	0	0
					Victoria (WCHL)	43	4	25	29	81
Price, Pat	6.02	200	Nelson, B.C.	Mar. 24, 1955	Edmonton	59	8	24	32	193
					Pittsburgh	13	0	10	10	33
Schmidt, Norm	5.11	190	Sault Ste. Marie, Ont.	Jan. 24, 1963	Oshawa (OHA)	65	12	25	37	73
Stackhouse, Ron	6.03	210	Haliburton, Ont.	Aug. 26, 1949	Pittsburgh	74	6	29	35	86
Thornbury, Tom	5.11	175	Lindsay, Ont.	Mar. 17, 1963	Niagara Falls (OHA)	60	15	22	37	136
Wolf, Bennett	6.03	205	Kitchener, Ont.	Oct. 23, 1959	Pittsburgh	24	0	1	1	94
					Binghamton (AHL)	14	2	2	4	106
GOALTENDERS										
Dion, Michel	5.10	184	Granby, Quebec	Feb. 11, 1954	Quebec	12	688	61	0	5.32
					Winnipeg	14	757	61	0	4.83
Harrison, Paul	6.00	196	Timmins, Ont.	Feb. 11, 1954	Dallas (CHL)	37	2047	92	4	2.70
Laxton, Gordie	5.10	200	Montreal, Quebec	Mar. 16, 1955	Port Huron (IHL)	52	2923	207	0	4.25
					Binghamton (AHL)	2	118	12	0	6.10
Ricci, Nick	5.10	160	Niagara Falls, Ont.	Jun. 31, 1959	Pittsburgh	9	540	35	0	3.89
					Binghamton (AHL)	8	359	34	0	5.68

POWER PLAY GOALS 1980-81

FOR (92 in 398 chances)

vs BOSTON - (6-21) Schutt 2, Ferguson, Sheppard, Carlyle & Kehoe
 vs BUFFALO - (2-15) Lonsberry & Carlyle
 vs CALGARY - (5-16) Kehoe 2, Gardner, Faubert & Lonsberry
 vs CHICAGO - (7-25) Malone 2, Schutt 2, Gardner 2 & Kehoe
 vs COLORADO - (5-19) Gardner 3, Kehoe & Carlyle
 vs DETROIT - (4-21) Malone 2, Ferguson & Schutt
 vs EDMONTON - (4-12) Gardner 2, Marshall & Kehoe
 vs HARTFORD - (6-22) Gardner 2, Lonsberry, Kehoe, Schutt & Ferguson
 vs LOS ANGELES - (3-17) Ferguson, Schutt & Faubert
 vs MINNESOTA - (5-19) Kehoe, Stackhouse, Lee, Faubert & Gardner
 vs MONTREAL - (1-16) Kehoe
 vs NY ISLANDERS - (4-22) Kehoe 2, Ferguson & Lee
 vs NY RANGERS - (4-28) Ferguson 2, Kehoe & Schutt
 vs PHILADELPHIA - (5-24) Gardner 3, Malone & Kehoe
 vs QUEBEC - (1-17) Carlyle
 vs ST. LOUIS - (7-20) Kehoe, Sheppard, Libett, Anderson, Lonsberry, Schutt & Gardner
 vs TORONTO - (8-28) Carlyle 2, Kehoe 2, Stackhouse, Lonsberry, Gardner & Lee
 vs VANCOUVER - (4-21) Gardner 2, Carlyle & Schutt
 vs WASHINGTON - (4-19) Sheppard, Lee, Kehoe & Lonsberry
 vs WINNIPEG - (7-16) Kehoe 3, Kindrachuk, Baxter, Schutt & Lonsberry

AGAINST (99 in 370 chances)

vs BOSTON - (8-20) Kasper 2, Middleton, Bourque, Redmond, Marcotte, Park & McNab
 vs BUFFALO - (6-18) Perreault, Martin, McKegney, Gare, Savard & VanBoxmeer
 vs CALGARY - (5-20) Lever, Nilsson, Vail, Reinhart & Plett
 vs CHICAGO - (6-13) Wilson, Sutter, Higgins, Murray, Sharpley & Kerr
 vs COLORADO - (4-16) DeBlois, Pierce, Vautour & Gagne
 vs DETROIT - (7-20) Larson 3, Ogradnick 2, Kirton & Huber
 vs EDMONTON - (5-12) Gretzky, Kurri, Siltanen, Coffey & Messier
 vs HARTFORD - (3-16) Howe, Abrahamsson & Debol
 vs LOS ANGELES - (4-21) L. Murphy 2, Fox & Simmer
 vs MINNESOTA - (8-24) B. Smith 2, Hartsburg 2, Eaves, Sharpley, MacAdam & Roberts
 vs MONTREAL - (2-14) Langway 2
 vs NY ISLANDERS - (4-15) Bossy 3 & Goring
 vs NY RANGERS - (4-23) Silk, Vadnais, Beck & Hedberg
 vs PHILADELPHIA - (3-18) Barber, Clarke & MacLeish
 vs QUEBEC - (4-16) A. Stastny 2, Ftorek & Richard
 vs ST. LOUIS - (9-22) Zuke 3, Chapman 2, Federko, Turnbull, Currie & Brownschidle
 vs TORONTO - (4-21) Paiement 2, Maloney & Sittler
 vs VANCOUVER - (5-18) McCarthy 2, Smyl, Rota & Williams
 vs WASHINGTON - (5-20) Pronovost 2, Maruk, Smith & Ribble
 vs WINNIPEG - (3-23) Marsh, Christian & Markell

PENGUIN SCORERS

Kehoe	20	Sheppard	3
Gardner	18	Faubert	3
Schutt	11	Stackhouse	2
Carlyle	7	Anderson	1
Ferguson	7	Baxter	1
Lonsberry	7	Kindrachuk	1
Malone	5	Libett	1
Lee	4	Marshall	1

PENGUINS IN PENALTY BOX

Stackhouse	11	Johnson	3
Schutt	10	Lonsberry	3
Faubert	9	Malone	3
Baxter	8	McAdam	3
Anderson	7	Ferguson	2
Carlyle	7	Lupien	2
Hughes	6	Gardner	1
Wolf	5	Kehoe	1
Lee	4	Kindrachuk	1
Rissling	4	Sheppard	1
Bullard	3	Thompson	1
Burrows	3	Bench	1

TEAM BY TEAM RECORDS 1980-81

PITTSBURGH VS	GP	W	L	T	GF	GA	PTS
Boston	4	0	3	1	13	22	1
Buffalo	4	0	3	1	5	21	1
Calgary	4	1	2	1	13	19	3
Chicago	4	1	3	0	15	20	2
Colorado	4	3	1	0	20	13	6
Detroit	4	2	1	1	13	11	5
Edmonton	4	1	2	1	18	20	3
Hartford	4	2	2	0	20	20	4
Los Angeles	4	2	0	2	18	16	6
Minnesota	4	1	3	0	13	18	2
Montreal	4	2	2	0	10	11	4
NY Islanders	1	2	1	1	19	16	5
NY Rangers	4	2	1	1	17	14	5
Philadelphia	4	0	4	0	10	22	0
Quebec	4	2	1	1	15	16	5
St. Louis	4	2	2	0	19	19	4
Toronto	4	1	2	1	15	16	3
Vancouver	4	0	3	1	13	23	1
Washington	4	2	1	1	18	14	5
Winnipeg	4	4	0	0	18	14	8
TOTAL	80	30	37	13	302	345	73
vs Norris Division	16	8	5	3	61	58	19
vs Adams Division	20	4	12	4	61	93	12
vs Patrick Division	20	7	9	4	77	85	18
vs Smythe Division	24	11	11	2	103	109	24

OVERALL 1967-81

PITTSBURGH VS	GP	W	L	T	GF	GA	PTS
Boston	70	12	46	12	196	305	36
Buffalo	54	11	23	20	159	217	42
Calgary	39	14	16	9	118	134	37
Chicago	67	19	39	9	191	243	47
Colorado	28	16	8	4	113	89	36
Detroit	78	35	34	9	267	250	79
Edmonton	8	2	5	1	30	42	5
Hartford	8	3	4	1	35	41	7
Los Angeles	89	38	38	13	263	266	89
Minnesota	76	36	32	8	264	236	80
Montreal	78	12	56	10	200	354	34
NY Islanders	38	15	11	12	126	109	42
NY Rangers	66	21	36	9	197	242	51
Philadelphia	77	21	42	14	184	265	56
Quebec	8	4	3	1	25	25	9
St. Louis	77	29	36	12	230	245	70
Toronto	70	28	30	12	238	253	68
Vancouver	50	28	16	6	206	172	62
Washington	40	20	15	5	169	130	45
Winnipeg	8	8	0	0	32	22	16
Defunct Clubs	69	35	16	18	256	194	88
TOTAL	1098	407	506	185	3499	3834	999


GOALS - SHOTS - POWER PLAY GOALS - SHORTHANDED GOALS

	FIRST	SECOND	THIRD	TOTALS	PCT.	PPG-ADV	PCT.	SHG
1967-68	62-787	66-708	67-782	195-2277	8.56%	37-273	13.55%	2
OPPONENT	61-755	85-792	70-722	216-2269	9.52%	31-193	16.06%	11
1968-69	60-748	75-730	54-753	189-2231	8.47%	52-303	17.17%	8
OPPONENT	65-832	91-930	96-841	252-2603	9.68%	38-228	16.67%	9
1969-70	63-822	53-789	66-775	182-2386	7.63%	53-315	16.83%	2
OPPONENT	83-777	70-753	85-706	238-2236	10.64%	65-284	22.88%	5
1970-71	64-861	79-838	78-861	221-2560	8.63%	56-316	17.72%	5
OPPONENT	76-756	87-792	77-740	240-2288	10.49%	49-275	17.82%	9
1971-72	59-799	76-817	85-824	220-2440	9.02%	46-285	16.14%	5
OPPONENT	81-790	91-776	86-728	258-2294	11.25%	56-245	22.86%	4
1972-73	84-839	93-827	80-845	257-2511	10.23%	52-302	17.22%	10
OPPONENT	103-812	92-872	70-842	265-2526	10.49%	48-264	18.18%	7
1973-74	83-835	83-807	76-820	242-2462	9.83%	47-276	17.03%	12
OPPONENT	93-750	89-773	91-791	273-2314	11.80%	47-246	19.11%	4
1974-75	103-900	112-943	111-918	326-2761	11.81%	64-323	19.81%	13
OPPONENT	95-887	107-944	87-881	289-2712	10.66%	63-325	19.38%	11
1975-76	97-951	130-881	112-862	339-2694	12.58%	75-308	24.35%	8
OPPONENT	89-864	117-855	97-843	303-2562	11.83%	68-292	23.29%	13
1976-77	88-777	77-812	75-763	240-2352	10.21%	46-263	17.49%	5
OPPONENT	71-810	95-961	85-821	252-2592	9.72%	47-208	22.60%	6
1977-78	74-767	80-762	100-777	254-2306	11.01%	53-262	20.23%	5
OPPONENT	98-961	121-929	102-899	321-2789	11.51%	61-253	24.11%	7
1978-79	84-822	105-932	92-831	281-2585	10.87%	56-264	21.21%	7
OPPONENT	85-796	96-847	98-827	279-2470	11.30%	57-251	22.71%	4
1979-80	76-783	90-818	85-854	251-2455	10.22%	52-262	19.85%	6
OPPONENT	92-769	96-808	115-814	303-2391	12.67%	64-245	26.12%	4
1980-81	105-858	107-905	90-844	302-2607	11.58%	92-398	23.11%	6
OPPONENT	114-800	119-834	112-819	345-2453	14.06%	99-370	26.76%	11
TOTAL	1102-11549	1226-11569	1171-11509	3499-34627	10.10%	781-4150	18.82%	94
OPPONENT	1206-11359	1357-11866	1271-11274	3834-34499	11.11%	793-3678	21.55%	108

YEAR	OVERALL		HOME		AWAY	
	WIN	UNBT LOSS	WIN	UNBT LOSS	WIN	UNBT LOSS
1967-68	4	5	3	5	3*	3
1968-69	4	6	4	4	2	5
1969-70	3	7*	4	4	2	8
1970-71	2	6	4	6	2	4
1971-72	4	4	7	7	2	4
1972-73	4	5	3	4	3*	5
1973-74	3	4	4	8	1	6*
1974-75	3	6	3	6	2	4
1975-76	4	7	9*	6	3*	4
1976-77	3	11*	6	7	2	6
1977-78	2	6	3	10	2	2
1978-79	4	7	2	7	2	6
1979-80	4	10	6	8	3*	7*
1980-81	3	7	4	7	2	3
* - Club Record	6*	6	5	6	2	4

STREAKS - WINNING - LOSING - UNBEATEN - WINLESS

FOUR-GOAL GAMES



Paul Gardner became the first player in Pittsburgh history to score four goals in one game, when he scored four times against the Philadelphia Flyers on December 13, 1980 in Pittsburgh. All four goals were scored against Phil Myre and three of the goals came during power play chances. The Flyers rallied from a 5-2 deficit to win 6-5, but Gardner's effort later earned him NHL Player of the Week honors and a spot in Pittsburgh's history.

There have been six four-goal games against Pittsburgh in their fourteen years of existence.

Dec. 6, 1967	Stan Mikita, Chicago	- 3 goals vs Les Binkley & 1 goal vs Hank Bassen
Feb. 28, 1974	Claude Larose, Montreal	- 4 goals vs Gary Inness
Jan. 26, 1975	Guy Lafleur, Montreal	- 4 goals vs Michel Plasse
Apr. 6, 1975	Stan Gilbertson, Washington	- 4 goals vs Bob Johnson
Nov. 18, 1975	Dennis Maruk, California	- 4 goals vs Gary Inness
Oct. 6, 1976	Rick Blight, Vancouver	- 4 goals vs Gordie Laxton

Maruk and Blight are the only players to have scored four goals against the Pens in the Civic Arena.

Gilbertson and Blight both scored their four goals on four consecutive shots on goal.

FASTEST GOALS

FASTEST TWO GOALS, ONE PLAYER: 7 seconds by Wally Boyer, March 5, 1970 at Detroit vs Roy Edwards

FASTEST TWO GOALS, OPPONENT, ONE PLAYER: 15 seconds by Bill Goldsworthy, Minnesota, March 23, 1974 vs Gary Inness at Minnesota

FASTEST TWO GOALS, BOTH TEAMS: (NHL RECORD) 4 seconds by Wayne Bianchin (Pittsburgh) & Guy Ghouinard (Atlanta) March 15, 1977 at Atlanta

FASTEST TWO PITTSBURGH GOALS: 9 seconds by Al McDonough & Ken Schinkel, November 22, 1972 vs St. Louis

FASTEST TWO OPPONENT GOALS: 6 seconds by Guy Lafleur & Steve Shutt (Montreal) April 2, 1975 at Montreal

FASTEST TWO PITTSBURGH ASSISTS: 7 seconds by Ron Schock, March 5, 1970 at Detroit on goals by Wally Boyer

FASTEST TWO OPPONENT ASSISTS: 6 seconds by Pete Mahovlich (Montreal) April 2, 1975 at Montreal

FASTEST THREE PITTSBURGH GOALS, ONE PLAYER: 4:17 by Lowell MacDonald, November 13, 1973 vs Cesare Maniago vs Minnesota

FASTEST THREE OPPONENT GOALS, ONE PLAYER: 3:26 by Stan Gilbertson (Washington) April 6, 1975 vs Bob Johnson at Washington

FASTEST THREE GOALS, BOTH TEAMS: 39 seconds by Blair Chapman (Pittsburgh), Denis Potvin (NY Islanders) & Mike Bossy (NY Islanders), December 5, 1978 at New York Islanders

FASTEST THREE PITTSBURGH GOALS: 27 seconds by Al McDonough, Ken Schinkel & Ron Schock, November 22, 1972 vs St. Louis

FASTEST THREE OPPONENT GOALS: 51 seconds by Guy Lafleur (2) & Pete Mahovlich (Montreal), January 26, 1975 at Montreal

FASTEST FOUR PITTSBURGH GOALS, ONE PLAYER: 24:21 by Paul Gardner, December 13, 1980 vs Phil Myre vs Philadelphia

FASTEST FOUR OPPONENT GOALS, ONE PLAYER: 34:40 by Stan Gilbertson (Washington), April 6, 1975 vs Bob Johnson at Washington

FASTEST FOUR GOALS, BOTH TEAMS: 1:17 by Pierre Larouche (Pittsburgh), Guy Lafleur (Montreal), Lafleur & Pete Mahovlich (Montreal) on January 26, 1975 at Montreal

FASTEST FOUR PITTSBURGH GOALS: 1:49 by Bryan Hextall, Jean Pronovost, Al McDonough & Ken Schinkel on November 22, 1972 vs St. Louis

FASTEST FOUR OPPONENT GOALS: 2:05 by Jocelyn Guevremont, Dennis Ververgaert, Gerry O'Flaherty & Don Tannahill on March 16, 1974 at Vancouver

FASTEST FIVE GOALS, BOTH TEAMS: 4:25 by Rick Kehoe (Pittsburgh), Murray Oliver (Minnesota), Syl Apps (Pittsburgh) & Barry Gibbs (Minnesota on December 21, 1974 at Minnesota

FASTEST FIVE PITTSBURGH GOALS: 2:07 by Bryan Hextall, Jean Pronovost, Al McDonough, Ken Schinkel & Ron Schock on November 22, 1972 vs St. Louis

FASTEST FIVE OPPONENT GOALS: 6:18 by Pierre Mondou, Rod Langway, Mario Tremblay, Jacques Lemaire & Jacques Lemaire on November 23, 1978 at Montreal

FASTEST SIX PITTSBURGH GOALS: 5:02 by Greg Polis, Bryan Hextall, Jean Pronovost, Al McDonough, Ken Schinkel & Ron Schock on November 22, 1972 vs St. Louis

FASTEST SEVEN PITTSBURGH GOALS: 12:11 by Al McDonough, Greg Polis, Bryan Hextall, Jean Pronovost, Al McDonough, Ken Schinkel & Ron Schock on November 22, 1972 vs St. Louis

FASTEST PITTSBURGH GOAL, START OF GAME: 6 seconds by Jean Pronovost, March 25, 1976 at St. Louis (Ties NHL Record)

FASTEST OPPONENT GOAL, START OF GAME: 9 seconds by Ross Lonsberry (Philadelphia) October 20, 1977 at Philadelphia

FASTEST PITTSBURGH GOAL, START OF SECOND PERIOD: 7 seconds by Lowell MacDonald, February 10, 1973 at Boston

FASTEST OPPONENT GOAL, START OF SECOND PERIOD: 7 seconds by Joey Johnston (California), October 20, 1973 at Pittsburgh

7 seconds by Stan Gilbertson (Washington), November 12, 1975 at Washington

FASTEST PITTSBURGH GOAL, START OF THIRD PERIOD: 12 seconds by Greg Polis, April 1, 1972 at Philadelphia

FASTEST OPPONENT GOAL, START OF THIRD PERIOD: 16 seconds by Gerry Ehman (California), March 17, 1971 at Chicago
16 seconds by Doug Jarrett (Chicago), February 24, 1974 at Chicago

EARLIEST WINNING GOAL: 35 seconds by Ken Schinkel, October 17, 1972 at New York Islanders (5-0)

EARLIEST WINNING GOAL, OPPONENT: 9 seconds by Ross Lonsberry (Philadelphia), October 20, 1977 at Philadelphia (11-0)

FASTEST TWO GOALS, FROM START OF GAME: 29 seconds by George Ferguson & Greg Malone, December 6, 1980 vs Chicago

PITTSBURGH PENGUIN TEAM RECORDS

SEASON

POINTS

Most Overall:	89 (1974-75) (37 wins & 15 ties)
Most Home:	60 (1974-75) (25 wins & 10 ties)
Most Away:	34 (1978-79) (13 wins & 8 ties)
Fewest Overall:	51 (1968-69) (20 wins & 11 ties)
Fewest Home:	30 (1968-69) (12 wins & 6 ties)
Fewest Away:	17 (1970-71) (3 wins & 11 ties)

WINS

Most Overall:	37 (1974-75)
Most Home:	25 (1974-75)
Most Away:	13 (1973-74) & (1978-79)
Fewest Overall:	20 (1968-69)
Fewest Home:	12 (1968-69)
Fewest Away:	3 (1970-71)

LOSSES

Most Overall:	45 (1968-69)
Most Home:	20 (1968-69)
Most Away:	26 (1972-73)
Fewest Overall:	28 (1974-75)
Fewest Home:	5 (1974-75)
Fewest Away:	19 (1978-79)

TIES

Most Overall:	20 (1970-71)
Most Home:	10 (1967-68) & (1974-75)
Most Away:	11 (1970-71)
Fewest Overall:	9 (1972-73) & (1973-74)
Fewest Home:	3 (1980-81)
Fewest Away:	3 (1967-68) & (1973-74)

STREAKS

Longest Winning:	6 (February 22 to March 4, 1981)
Longest Home Winning:	9 (February 26 to April 5, 1975)
Longest Away Winning:	3 (March 26 to March 30, 1968) 3 (October 13 to October 17, 1971) 3 (February 4 to February 7, 1975) 3 (March 17 to March 22, 1979)
Longest Unbeaten:	11 (February 7 to February 28, 1976) (7-0-4)
Longest Home Unbeaten:	20 (November 30, 1974 to February 22, 1975) (12-0-8)
Longest Away Unbeaten:	7 (March 13 to March 27, 1979) (5-0-2)
Longest Losing:	7 (November 6 to November 20, 1968) 7 (January 16 to January 29, 1969) 5 (January 19 to February 9, 1980)
Longest Home Losing:	5 (January 19 to February 9, 1980)
Longest Away Losing:	9 (January 7 to February 18, 1973)
Longest Winless:	10 (March 5 to March 22, 1970) (0-7-3)
Longest Home Winless:	6 (November 23 to December 21, 1968) (0-4-2)
Longest Away Winless:	18 (October 25, 1970 to January 14, 1971) (0-11-7)
Consecutive Games Scoring:	49 (January 13, 1976 to October 27, 1976) 49 (March 30, 1980 to January 17, 1981)
Consecutive Games Scored Against:	126 (November 24, 1974 to March 2, 1976)
Consecutive Tie Games:	4 (December 8 to December 15, 1979)

GOALS

Most For Overall:	339 (1975-76)
Most For Home:	196 (1975-76)
Most For Away:	143 (1975-76)
Fewest For Overall:	182 (1969-70)
Fewest For Home:	99 (1968-69)
Fewest For Away:	77 (1969-70)
Most Against Overall:	345 (1980-81)
Most Against Home:	154 (1980-81)
Most Against Away:	191 (1980-81)
Fewest Against Overall:	216 (1967-68)
Fewest Against Home:	92 (1970-71)
Fewest Against Away:	115 (1967-68)

ASSISTS

Most For Overall:	567 (1975-76)
Fewest For Overall:	294 (1969-70)
Most Against Overall:	570 (1980-81)
Fewest Against Overall:	338 (1967-68)

POINTS (Goals & Assists)

Most For Overall:	906 (1975-76)
Fewest For Overall:	476 (1969-70)
Most Against Overall:	915 (1980-81)
Fewest Against Overall:	554 (1967-68)

SEASON

PENALTIES

Most Overall:	621 (1980-81)
Fewest For Overall:	248 (1967-68)
Most Against Overall:	658 (1980-81)
Fewest Against Overall:	330 (1967-68)

PENALTY MINUTES:

Most For Overall:	1807 (1980-81)
Fewest For Overall:	554 (1967-68)
Most Against Overall:	1943 (1980-81)
Fewest Against Overall:	750 (1967-68)

MINORS

Most For:	516 (1980-81)
Fewest For:	237 (1967-68)
Most Against:	544 (1980-81)
Fewest Against:	330 (1967-68)

MAJORS:

Most For:	60 (1977-78)
Fewest For:	1 (1967-68)
Most Against:	63 (1977-78)
Fewest Against:	6 (1967-68)

MISCONDUCTS

Most For:	50 (1980-81)
Fewest For:	1 (1968-69)
Most Against:	57 (1980-81)
Fewest Against:	7 (1976-77)

SHOTS ON GOAL

Most For:	2761 (1974-75)
Fewest For:	2231 (1968-69)
Most Against:	2789 (1977-78)
Fewest Against:	2236 (1969-70)

POWER PLAY CHANCES

Most For:	398 (1980-81)
Fewest For:	262 (1977-78) & (1979-80)
Most Against:	370 (1980-81)
Fewest Against:	193 (1967-68)

POWER PLAY GOALS

Most For:	92 (1980-81)
Fewest For:	37 (1967-68)
Most Against:	99 (1980-81)
Fewest Against:	31 (1967-68)

SEASON

POWER PLAY %

Highest For:	24.4 (1975-76)
Lowest For:	13.6 (1967-68)
Highest Against:	26.8 (1980-81)
Lowest Against:	16.1 (1967-68)

SHORTHANDED GOALS

Most For:	13 (1974-75)
Fewest For:	2 (1967-68) & (1969-70)
Most Against:	13 (1975-76)
Fewest Against:	4 (1973-74) (1978-79) & (1979-80)

LARGEST SCORES

Largest Win:	12-1 vs Washington (March 15, 1975)
Largest Loss:	12-0 at Montreal (February 22, 1979)
Largest Tie:	6-6 vs California (March 2, 1968) at Buffalo (February 18, 1971) at Washington (November 12, 1975) at Toronto (February 19, 1977) vs St. Louis (October 25, 1978)

SCORELESS TIES

0-0 vs California (December 27, 1967) at New York Rangers (March 8, 1970) vs Philadelphia (October 17, 1970) vs Minnesota (March 13, 1971) vs Los Angeles (November 23, 1974) at Cleveland (February 3, 1977) at Chicago (December 19, 1979) vs New York Islanders (March 2, 1980)

GAME

GOALS

Most For, Home Game:	12 vs Washington (March 15, 1975)
Most For, Away Game:	9 at California (December 17, 1975) 9 at Vancouver (March 13, 1979) 9 vs Montreal (October 23, 1976) 9 vs Buffalo (April 5, 1980)
Most Against, Home Game:	9 vs Montreal (October 23, 1976) 9 vs Buffalo (April 5, 1980)
Most Against, Away Game:	12 at Montreal (February 22, 1979)
Most For, Two Games:	18 (March 15 to March 16, 1975)
Most For, Three Games:	23 (February 17 to February 21, 1976)
Most For, Four Games:	29 (February 15 to February 21, 1976)
Most For, Five Games:	33 (November 13 to November 20, 1974) (February 14 to February 21, 1976)
Most Against, Two Games:	17 (October 7 to October 9, 1976)
Most Against, Three Games:	22 (October 6 to October 9, 1976)
Most Against, Four Games:	28 (December 19 to December 26, 1980)

Most Against, Five Games: 32 (December 19 to December 27, 1980)
Fewest For, Two Games: 0 (January 14 to January 17, 1970)
 (February 20 to February 23, 1972)
 (March 3 to March 4, 1973)
 (February 2 to February 7, 1980)
Fewest For, Three Games: 1 (October 31 to November 4, 1973)
Fewest For, Four Games: 2 (October 31 to November 7, 1973)
Fewest For, Five Games: 5 (Four times)
Fewest Against, Two Games: 1 (Eleven times)
Fewest Against, Three Games: 1 (February 20 to February 24, 1973)
Fewest Against, Four Games: 3 (February 20 to February 25, 1973)
Fewest Against, Five Games: 5 (February 28, 1973)
Most For, Both Teams, Home: 14 (November 22, 1972 vs St. Louis)
 (Pittsburgh 10, St. Louis 4)
 (October 6, 1976 vs Vancouver)
 (Pittsburgh 9, Vancouver 5)
 (January 11, 1978 vs Montreal)
 (Montreal 8, Pittsburgh 6)
Most For, Both Teams, Away: 16 (December 26, 1980 at Hartford)
 (Hartford 9, Pittsburgh 7)

ASSISTS

Most For, Home Game: 20 vs Washington (March 15, 1975)
Most For, Away Game: 14 at Vancouver (March 16, 1974)
 at Hartford (December 26, 1980)
Most Against, Home Game: 14 vs Chicago (October 23, 1968)
 vs New York Rangers (February 12, 1972)
 vs Montreal (October 21, 1975)
 vs Boston (February 4, 1978)
Most Against, Away Game: 21 at Montreal (February 22, 1979)
Most For, Both Teams, Home: 26 vs Vancouver (October 6, 1976)
Most For, Both Teams, Away: 29 at Hartford (December 26, 1980)

POINTS

Most For, Home Game: 32 vs Washington (March 15, 1975)
Most For, Away Game: 22 at Vancouver (March 16, 1974)
 at Vancouver (March 13, 1979)
Most Against, Home Game: 23 vs New York Rangers (October 13, 1973)
Most Against, Away Game: 33 at Montreal (February 22, 1979)
Most For Both Teams, Home: 40 vs Vancouver (October 6, 1976)
Most For Both Teams, Away: 45 at Hartford (December 26, 1980)

PENALTIES

Most Home: 28 vs Edmonton (January 19, 1980) (12-8-8)
Most Away: 22 at Detroit (November 2, 1977) (11-8-3)
Opponent Most Home: 24 vs Edmonton (January 19, 1980) (9-9-6)
Opponent Most Away: 25 at Detroit (November 2, 1977) (14-8-3)
Most, Both Teams, Home: 52 vs Edmonton (January 19, 1980)
 (21-17-14)
Most, Both Teams, Away: 47 at Detroit (November 2, 1977) (25-16-6)

PENALTY MINUTES

Most Home: 144 vs Edmonton (January 19, 1980) (12-8-8)
 121 at Winnipeg (October 31, 1980) (8-3-9)
 121 at Buffalo (December 7, 1980) (8-3-9)
Opponent Most, Home: 123 vs Edmonton (January 19, 1980) (9-9-6)
Opponent Most, Away: 123 at Winnipeg (October 31, 1980) (9-3-9)

Most, Both Teams, Home: 267 vs Edmonton (January 19, 1980)
 (21-17-14) (Pittsburgh 144, Edmonton 123)
Most Both Teams, Away: 244 at Winnipeg (October 31, 1980)
 (17-6-18) (Winnipeg 123, Pittsburgh 121)

SHOTS

Most For, Home: 65 vs Washington (Low/Belhumeur)
 (March 15, 1975)
Most For, Away: 49 at Toronto (Hamel) (November 20, 1974)
 49 at Chicago (Esposito) (February 25, 1979)
Most Against, Home: 55 vs Montreal (Wilson/Laxton) (October 23, 1976)
Most Against, Away: 59 at Atlanta (Wilson/Herron) (March 15, 1977)
Fewest For, Home: 18 vs St. Louis (Plante) (November 19, 1969)
Fewest For, Away: 11 at Boston (Gilbert) (March 27, 1977)
Opponent Fewest, Home: 13 vs Los Angeles (Smith) (October 22, 1969)
Opponent Fewest, Away: 15 at California (Binkley) (October 17, 1971)

SAVES

Most For Home: 47 vs Buffalo (Johnson) (November 30, 1974)
Most For Away: 52 at Atlanta (Wilson/Herron) (March 15, 1977)
 51 at Philadelphia (Inness) (November 9, 1975)
Most Against, Home: 53 vs Montreal (Thomas) (March 10, 1974)
Most Against, Away: 47 at Chicago (Esposito) (February 25, 1979)
Fewest For, Home: 11 vs Los Angeles (Smith) (October 22, 1969)
 11 vs New York Rangers (Millen) (December 22, 1979)
Fewest For, Away: 13 at St. Louis (Newton) (April 3, 1971)
 13 at Montreal (Inness/Brown) (February 28, 1974)
Opponent Fewest, Home: 14 vs Buffalo (Desjardins/Smith) (January 1, 1977)
Opponent Fewest, Away: 11 at Boston (Gilbert) (March 27, 1977)
 11 at Montreal (Larocque) (December 29, 1977)

PERIOD

GOALS

Most For, Home Period: 7 vs St. Louis (November 22, 1972)
Most For, Away Period: 5 at New York Rangers (October 28, 1973)
Most Against, Home Period: 5 vs California (March 2, 1968)
 vs Vancouver (January 19, 1972)
 vs Buffalo (March 10, 1976)
 vs Boston (November 10, 1979)
 vs Buffalo (April 5, 1980)
Most Against, Away Period: 6 at Montreal (October 7, 1976)
 at Montreal (November 23, 1978)
 at Buffalo (December 7, 1980)
Most Both Teams, Home Period: 8 vs St. Louis (November 22, 1972)
 vs Vancouver (October 6, 1976)
 vs Montreal (January 11, 1978)
 vs Detroit (November 4, 1978)

Most Both Teams, Away Period: 8 at Vancouver (March 16, 1974)
at Hartford (November 30, 1979)
at Hartford (December 26, 1980)

ASSISTS

Most For, Home Period: 11 vs St. Louis (November 22, 1972)
Most For, Away Period: 9 at New York Rangers (October 28, 1973)
Most Against, Home Period: 10 vs Vancouver (January 19, 1972)
vs Boston (November 10, 1979)
vs New York Rangers (February 12, 1972)
Most Against, Away Period: 12 at Buffalo (December 7, 1980)
Most Both Teams, Home Period: 15 vs Vancouver (October 6, 1976)
Most Both Teams, Away Period: 14 at New York Islanders (December 11, 1976)
at Hartford (December 26, 1980)

POINTS

Most For, Home Period: 18 vs St. Louis (November 22, 1972)
Most For, Away Period: 14 at New York Rangers (October 28, 1973)
Most Against, Home Period: 15 vs Vancouver (January 19, 1972)
vs Boston (November 10, 1979)
Most Against, Away Period: 18 at Buffalo (December 7, 1980)
Most Both Teams, Home Period: 23 vs Vancouver (October 6, 1976)
Most Both Teams, Away Period: 21 at Vancouver (March 16, 1974)
at New York Islanders (December 11, 1976)

PENALTIES

Most For, Home Period: 24 vs Edmonton (January 19, 1980) (9-7-8)
Most For, Away Period: 16 at Detroit (November 2, 1977) (7-6-3)
Most Against, Home Period: 19 vs Edmonton (January 19, 1980) (5-8-6)
Most Against, Away Period: 15 at Detroit (November 2, 1977) (6-6-3)
at Winnipeg (October 31, 1980) (4-2-9)

Most Both Teams, Home Period: 43 vs Edmonton (January 19, 1980)
(14-15-14)
Most Both Teams, Away: 31 at Detroit (November 2, 1977) (13-12-6)

PENALTY MINUTES

Most For Home, Period: 133 vs Edmonton (January 19, 1980) (9-7-8)
Most For Away Period: 110 at Buffalo (December 7, 1980) (5-2-9)
Most Against, Home Period: 110 vs Edmonton (January 19, 1980) (5-8-6)
Most Against, Away Period: 108 at Winnipeg (October 31, 1980) (4-2-9)
Most Both Teams, Home Period: 243 vs Edmonton (January 19, 1980)
(14-15-14)

Most Both Teams, Away Period: 213 at Buffalo (December 7, 1980)
(9-3-8)

SHOTS

Most For, Home Period: 27 vs Washington (Low) (March 15, 1975)
Most For, Away Period: 22 at Minnesota (Worsley) (March 23, 1974)
at Minnesota (Lopresti) (November 16, 1977)
Most Against, Home Period: 23 vs Detroit (Binkley) (December 4, 1968)
vs Montreal (Wilson/Laxton) (October 23, 1976)
Most Against, Away Period: 28 at New York Islanders (Herron)
(December 5, 1978)

Fewest For, Home Period: 2 vs St. Louis (Plante) (November 19, 1969)
vs Buffalo (Desjardins) (January 15, 1977)

Fewest For, Away Period: 1 at Boston (Cheevers) (December 15, 1968)
1 at New York Rangers (Giacomin) (March 8, 1970)
1 at Chicago (Esposito) (February 10, 1974)
Fewest Against, Home Period: 1 vs New York Rangers (Holland)
(November 24, 1979)
Fewest Against, Away Period: 1 at Washington (Herron) (January 6, 1977)

GOALIES

GAMES PLAYED

Most All Time: 196 - Les Binkley
Most One Season: 63 - Greg Millen (1980-81)
Most Home One Season: 34 - Greg Millen (1980-81)
Most Away One Season: 31 - Denis Herron (1978-79)

MINUTES PLAYED

Most All Time: 11,046 - Les Binkley
Most One Season: 3,721 - Greg Millen (1980-81)
Most Home One Season: 2,040 - Greg Millen (198-81)
Most Away One Season: 1,748 - Denis Herron (1978-79)

GOALS AGAINST

Most All Time: 574 - Les Binkley
Most One Season: 258 - Greg Millen (1980-81)
Most Home One Season: 128 - Greg Millen (1980-81)
Most Away One Season: 130 - Greg Millen (1980-81)

GOALS AGAINST AVERAGE

Lowest All Time: 2.86 - Hank Bassen
Lowest Home All Time: 2.34 - Joe Daley
Lowest Away All Time: 3.23 - Les Binkley
Lowest One Season: 2.86 - Hank Bassen (1967-68)
- Les Binkley (1970-71)
Lowest Home One Season: 2.02 - Al Smith (1970-71)
Lowest Away One Season: 2.81 - Dunc Wilson (1976-77)

SHUTOUTS

Most All Time: 11 - Les Binkley
Most One Season: 6 - Les Binkley (1967-68)
Most Home One Season: 3 - Les Binkley (1967-68)
Most Away One Season: 3 - Les Binkley (1967-68)
- Dunc Wilson (1967-77)

SAVES

Most All Time: 5,022 - Les Binkley
Most One Season: 1,920 - Denis Herron (1977-78)
Best Efficiency, One Season: 91.17 - Jim Rutherford (1972-73)

WINS

Most All Time: 65 - Denis Herron
Most One Season: 25 - Greg Millen (1980-81)
Most Home, One Season: 19 - Greg Millen (1980-81)
Most Away, One Season: 10 - Les Binkley (1967-68)

LOSSES

Most All Time: 94 - Les Binkley
Most One Season: 31 - Les Binkley (1968-69)
Most Home, One Season: 17 - Les Binkley (1968-69)
Most Away, One Season: 17 - Les Binkley (1967-68)

TIES

Most All Time:	34 - Les Binkley - Denis Herron
Most One Season:	15 - Denis Herron (1977-78)
Most Home, One Season:	9 - Les Herron (1967-68)
Most Away, One Season:	7 - Denis Herron (1977-78) & (1978-79) - Greg Millen (1980-81)

STREAKS

Most Consecutive Wins:	6 - Al Smith (February 15 to March 4, 1970) 6 - Greg Millen (December 13 to 31, 1978) 6 - Greg Millen (February 22 to March 4, 1981)
Most Consecutive Home Wins:	13 - Jim Rutherford (February 16 to November 22, 1972)
Most Consecutive Away Wins:	4 - Les Binkley (February 25 to March 30, 1968)
Most Consecutive Losses:	7 - Andy Brown (November 24, 1973 to January 16, 1974)
Most Consecutive Home Losses:	4 - Les Binkley (November 6 to 16, 1968) 4 - Les Binkley (December 4 to 21, 1968)
Most Consecutive Away Losses:	10 - Joe Daley (November 13, 1968 to March 20, 1969)
Longest Unbeaten Streak:	11 - Michel Plasse (January 25 to March 6, 1976) (6-0-5)
Longest Home Unbeaten Streak:	18 - Michel Plasse (January 11 to December 31, 1975) (14-0-4)
Longest Away Unbeaten Streak:	7 - Denis Herron (March 13 to 27, 1979) (5-0-2)
Longest Winless Streak:	15 - Al Smith (January 28 to April 1, 1971) (0-10-5)
Longest Home Winless Streak:	9 - Les Binkley (November 6 to December 21, 1968) (0-8-1)
Longest Away Winless Streak:	26 - Al Smith (March 5, 1970 to April 1, 1971) (0-18-8)

SAVES

Most For Home:	21 vs NY Rangers (Binkley) November 16, 1968
Most For Away:	21 vs NY Rangers (Binkley) March 18, 1970 25 at NY Islanders (Herron) December 5, 1978
Most Against, Home:	24 vs Hartford (Veisor) February 19, 1981
Most Against, Away:	22 at Minnesota (Worsley) March 23, 1974
Fewest For, Home:	1 vs California (Rutherford) March 3, 1973 1 vs California (Brown) February 16, 1974 1 vs NY Rangers (Holland) November 24, 1979 1 vs Chicago (Ricci) January 10, 1981

PERIOD

Fewest For, Away:	1 at St. Louis (Binkley) March 19, 1970 1 at Los Angeles (Hoganson-Smith) March 20, 1971 1 at Washington (Herron) January 6, 1977
Opponent Fewest, Home:	1 vs Toronto (Palmateer) December 26, 1976 1 vs Buffalo (Desjardins) January 15, 1977
Opponent Fewest, Away:	0 at Boston (Cheevers) December 15, 1968

INDIVIDUAL RECORDS - ALL TIME

MOST GAMES PLAYED: 753 - Jean Pronovost
MOST CONSECUTIVE GAMES: 320 - Ron Schock
MOST POINTS: 603 - Jean Pronovost
MOST GOALS: 316 - Jean Pronovost
MOST ASSISTS: 349 - Syl Apps
MOST PENALTIES: 302 - Bryan Watson
MOST PENALTY MINUTES: 871 - Bryan Watson

SEASON

MOST GOALS: 55 - Rick Kehoe (1980-81); 53 - Pierre Larouche (1975-76); 52 - Jean Pronovost (1975-76)
MOST GOALS, CENTER: 53 - Pierre Larouche (1975-76)
MOST GOALS, LEFT WING: 43 - Lowell MacDonald (1973-74)
MOST GOALS, RIGHT WING: 55 - Rick Kehoe (1980-81); 53 - Jean Pronovost (1980-81)
MOST GOALS, DEFENSEMAN: 16 - Randy Carlyle (1980-81)
MOST ASSISTS: 67 - Syl Apps (1975-76); 67 - Randy Carlyle (1980-81)
MOST ASSISTS, CENTER: 67 - Syl Apps (1975-76)
MOST ASSISTS, LEFT WING: 43 - Lowell MacDonald (1975-76)
MOST ASSISTS, RIGHT WING: 52 - Jean Pronovost (1975-76)
MOST ASSISTS, DEFENSEMAN: 67 - Randy Carlyle (1980-81)
MOST ASSISTS, GOALTENDER: 3 - Greg Millen (1979-80)
MOST POINTS: 111 - Pierre Larouche (1975-76)
MOST POINTS, CENTER: 111 - Pierre Larouche (1975-76)
MOST POINTS, LEFT WING: 82 - Lowell MacDonald (1973-74)
MOST POINTS, RIGHT WING: 104 - Jean Pronovost (1975-76)
MOST POINTS, DEFENSEMAN: 82 - Randy Carlyle (1980-81)
MOST POINTS, GOALTENDER: 3 - Greg Millen (1979-80)
MOST PENALTIES: 98 - Dave Schultz (1977-78) (64-18-16)
MOST PENALTY MINUTES: 378 - Dave Schultz (1977-78)
MOST PENALTY MINUTES, CENTER: 133 - Bryan Hextall (1970-71)
MOST PENALTY MINUTES, LEFT WING: 378 - Dave Schultz (1977-78)
MOST PENALTY MINUTES, RIGHT WING: 161 - Pat Hughes (1980-81)
MOST PENALTY MINUTES, DEFENSEMAN: 212 - Bryan Watson (1971-72)
MOST PENALTY MINUTES, GOALIE: 60 - Andy Brown (1973-74)

GAME

MOST GOALS: 4 - Paul Gardner (December 13, 1980 vs Philadelphia)
MOST ASSISTS: 6 - Ron Stackhouse (March 8, 1975 vs Philadelphia); 6 - Greg Malone (November 28, 1979 vs Quebec)
MOST POINTS: 6 - Syl Apps (December 13, 1972 vs NY Islanders) (3g-3a); 6 - Ron Stackhouse (March 8, 1975 vs Philadelphia) (6a); 6 - Greg Malone (November 28, 1979 vs Quebec) (6a)
MOST PENALTIES: 9 - Russ Anderson (January 19, 1980 vs Edmonton) (3-3-3)
MOST PENALTY MINUTES: 51 - Russ Anderson (January 19, 1980 vs Edmonton)

PERIOD

MOST GOALS: 3 - Al McDonough (November 18, 1972 vs Atlanta); 3 - Lowell MacDonald (November 13, 1973 vs Minnesota); 3 - Rick Kehoe (March 10, 1976 vs Buffalo)
MOST ASSISTS: 4 - Syl Apps (March 24, 1971 vs Detroit); 4 - Ron Stackhouse (March 8, 1975 vs Philadelphia)
MOST POINTS: 4 - Syl Apps (March 24, 1971 vs Detroit) (4a); 4 - Ron Stackhouse (March 8, 1975 vs Philadelphia) (4a); 4 - Syl Apps (March 19, 1976 at Washington) (1g-3a)
MOST PENALTIES: 8 - Russ Anderson (January 19, 1980 vs Edmonton) (3-2-3)
MOST PENALTY MINUTES: 46 - Russ Anderson (January 19, 1980 vs Edmonton)

MONTH

MOST GOALS: 14 - Jean Pronovost (January, 1978)
MOST ASSISTS: 24 - Syl Apps (March, 1974)
MOST POINTS: 27 - Syl Apps (March, 1974)

NHL ALL STAR GAME PARTICIPATION

1980-81	Randy Carlyle & Rick Kehoe Prince of Wales Conference
1979-80	Ron Stackhouse - Prince of Wales Conference
1977-78	Jean Pronovost - Prince of Wales Conference
1976-77	Jean Pronovost - Prince of Wales Conference
1975-76	Dave Burrows, Pierre Larouche & Jean Pronovost - Prince of Wales Conference
1974-75	Syl Apps, Pierre Larouche & Jean Pronovost - Prince of Wales Conference
1973-74	Dave Burrows, Lowell MacDonald & Al McDonough - Western Division
1972-73	Greg Polis & Lowell MacDonald - Western Division
1971-72	Greg Polis - Western Division
1970-71	Greg Polis - Western Division
1969-70	Bob Woytowich & Dean Prentice - Western Division
1968-69	Ken Schinkel - Western Division
1967-68	Ken Schinkel - NHL All Stars

SEASON OPENERS

1980-81	Oct. 9	at Philadelphia	Philadelphia 7	Pittsburgh 4	(8-4-2)
1979-80	Oct. 10	vs Winnipeg	Pittsburgh 4	Winnipeg 2	(8-3-2)
1978-79	Oct. 11	vs Toronto	Toronto 3	Pittsburgh 2	(7-3-2)
1977-78	Oct. 12	vs St. Louis	Pittsburgh 4	St. Louis 2	(7-2-2)
1976-77	Oct. 6	vs Vancouver	Pittsburgh 9	Vancouver 5	(6-2-2)
1975-76	Oct. 7	at Washington	Pittsburgh 4	Washington 2	(5-2-2)
1974-75	Oct. 9	at Minnesota	Pittsburgh 4	Minnesota 2	(4-2-2)
1973-74	Oct. 12	at Atlanta	Pittsburgh 4	Atlanta 3	(3-2-2)
1972-73	Oct. 7	vs Los Angeles	Pittsburgh 4	Los Angeles 2	(2-2-2)
1971-72	Oct. 9	vs Philadelphia	Pittsburgh 3	Philadelphia 2	(1-2-2)
1970-71	Oct. 10	vs Buffalo	Buffalo 2	Pittsburgh 1	(0-2-2)
1969-70	Oct. 11	vs California	Pittsburgh 2	California 2	(0-1-2)
1968-69	Oct. 12	vs Montreal	Pittsburgh-1	Montreal 1	(0-1-1)
1967-68	Oct. 11	vs Montreal	Montreal 2	Pittsburgh 1	(0-1-0)

HOME OPENERS

1980-81	Oct. 11	Winnipeg	Pittsburgh 5	Winnipeg 4	(8-4-2)
1979-80	Oct. 10	Winnipeg	Pittsburgh 3	Winnipeg 2	(7-4-2)
1978-79	Oct. 11	Toronto	Toronto 3	Pittsburgh 2	(6-4-2)
1977-78	Oct. 12	St. Louis	Pittsburgh 4	St. Louis 2	(6-3-2)
1976-77	Oct. 6	Vancouver	Pittsburgh 9	Vancouver 5	(5-3-2)
1975-76	Oct. 11	Washington	Pittsburgh 7	Washington 5	(4-3-2)
1974-75	Oct. 12	Detroit	Pittsburgh 7	Detroit 2	(3-3-2)
1973-74	Oct. 13	NY Rangers	New York 8	Pittsburgh 2	(2-3-2)
1972-73	Oct. 7	Los Angeles	Pittsburgh 4	Los Angeles 2	(2-2-2)
1971-72	Oct. 9	Philadelphia	Pittsburgh 3	Philadelphia 2	(1-2-2)
1970-71	Oct. 10	Buffalo	Buffalo 2	Pittsburgh 1	(0-2-2)
1969-70	Oct. 11	California	Pittsburgh 2	California 2	(0-1-2)
1968-69	Oct. 12	Montreal	Pittsburgh 1	Montreal 1	(0-1-1)
1967-68	Oct. 11	Montreal	Montreal 2	Pittsburgh 1	(0-1-0)

AWAY OPENERS

1980-81	Oct. 9	at Philadelphia	Philadelphia 7	Pittsburgh 4	(6-7-1)
1979-80	Oct. 14	at Boston	Pittsburgh 4	Boston 1	(6-6-1)
1978-79	Oct. 12	at Boston	Boston 8	Pittsburgh 2	(5-6-1)
1977-78	Oct. 14	at Washington	Washington 2	Pittsburgh 1	(5-5-1)
1976-77	Oct. 7	at Montreal	Montreal 10	Pittsburgh 1	(5-4-1)
1975-76	Oct. 7	at Washington	Pittsburgh 4	Washington 2	(5-3-1)
1974-75	Oct. 9	at Minnesota	Pittsburgh 4	Minnesota 2	(4-3-1)
1973-74	Oct. 12	at Atlanta	Pittsburgh 4	Atlanta 3	(3-3-1)
1972-73	Oct. 11	at St. Louis	Pittsburgh 5	St. Louis 2	(2-3-1)
1971-72	Oct. 10	at Buffalo	Buffalo 2	Pittsburgh 1	(1-3-1)
1970-71	Oct. 15	at Minnesota	Minnesota 4	Pittsburgh 2	(1-2-1)
1969-70	Oct. 19	at Boston	Boston 4	Pittsburgh 0	(1-1-1)
1968-69	Oct. 16	at Toronto	Pittsburgh 2	Toronto 2	(1-0-1)
1967-68	Oct. 13	at St. Louis	Pittsburgh 3	St. Louis 1	(1-0-0)

SCORING SUMMARIES

PITTSBURGH VS BOSTON

1980-81	GP	W	L	T	PTS	GF	GA	PPG	SHG	PEN	PIM
PITTSBURGH	4	0	3	1	1	13	22	6-21	0	38	109
BOSTON	4	3	0	1	7	22	13	8-20	1	40	119

AT PITTSBURGH (0-2-0)

Nov. 9 PGH. 4 (Millen) at BOS. 6 (Vachon)
 Nov. 15 BOS. 7 (Crag) at PGH. 4 (Holland)
 Nov. 27 PGH.3 (Holland) at BOS. 3 (Craig)
 Apr. 4 BOS. 5 (Vachon) at PGH. 2 (Millen)

AT BOSTON (0-1-1)

WG - Foster
 WG - Foster
 WG - Middleton
 (Boston leads all-time series (46-12-12))

GOALS & SHOTS BY PERIODS

	1st	2nd	3rd	Total
PITTSBURGH	6-36	3-47	4-32	13-115
BOSTON	6-36	10-49	6-36	22-121

PITTSBURGH

Player	GP	SOG	G	A	PTS	PIM
Schutt	4	9	2	3	5	2
Carlyle	4	13	1	4	5	10
Kehoe	4	18	4	0	4	0
Ferguson	4	9	1	2	3	2
Sheppard	2	5	1	1	2	0
Lee	4	12	1	1	2	0
Anderson	2	0	0	2	2	0
Malone	2	2	0	2	2	2
Hughes	3	4	0	2	2	11
Faubert	4	5	0	2	2	4
Lonsberry	4	5	0	2	2	0
Gardner	2	6	1	0	1	0
Bullard	3	3	1	0	1	0
Libett	4	4	1	0	1	0
McAdam	2	3	0	1	1	4
Wolf	2	2	0	1	1	11
Baxter	1	0	0	0	0	22
Marshall	1	0	0	0	0	0
Price	1	0	0	0	0	21
Thompson	1	3	0	0	0	0
Burrows	2	1	0	0	0	0
Davis	2	0	0	0	0	0
Hamilton	2	4	0	0	0	0
Holland	2	0	0	0	0	0
Johnson	2	1	0	0	0	4
Lupien	2	0	0	0	0	10
Millen	2	0	0	0	0	2
Stackhouse	3	6	0	0	0	2
Bench						2
TOTAL	4	115	13	23	36	38-109

BOSTON

Player	GP	SOG	G	A	PTS	PIM
Park	4	8	2	6	8	8
Kasper	4	13	3	3	6	0
Foster	4	11	4	1	5	2
McNab	4	12	2	3	5	2
Middleton	4	10	2	3	5	0
Ratelle	3	2	0	3	3	0
Marcotte	4	6	0	3	3	2
O'Reilly	3	3	1	1	2	7
Redmond	4	10	1	1	2	0
Cashman	4	2	0	2	2	13
Jonathan	4	5	0	2	2	4
McCrimmon	4	5	0	2	2	6
Milbury	3	7	0	2	2	37
Morrison	1	3	1	0	1	0
Bourque	2	8	1	0	1	6
Melnyk	3	4	0	1	1	9
Crowder	1	2	0	0	0	17
MacTavish	1	0	0	0	0	0
O'Connell	1	5	0	0	0	2
Craig	2	0	0	0	0	0
Doak	2	0	0	0	0	2
Lalonde	2	1	0	0	0	2
Miller	2	1	0	0	0	0
Pederson	2	2	0	0	0	0
Secord	2	1	0	0	0	0
Vachon	2	0	0	0	0	0
TOTAL	4	121	22	40	62	40-119

GOALTENDERS

	GP	MP	GA	SO	SAVES	AVG	W-L-T
Holland (P)	2	120	10	0	51	5.00	0-1-1
Millen (P)	2	120	12	0	48	6.00	0-2-0
Vachon (B)	2	120	6	0	44	3.00	2-0-0
Craig (B)	2	120	7	0	58	3.50	1-0-1

PPG: Schutt 2, Ferguson, Sheppard, Carlyle, Kehoe
 Kasper 2, Middleton, Bourque, Redmond, Marcotte, Park, McNab

SHG: Foster

SCORING SUMMARIES

PITTSBURGH VS BUFFALO

1980-81	GP	W	L	T	PTS	GF	GA	PPG	SHG	PEN	PIM
PITTSBURGH	4	0	3	1	1	5	21	2-15	0	42	176
BUFFALO	4	3	0	1	7	21	5	6-18	0	39	167

AT PITTSBURGH (0-2-0)

Oct. 18 BUF. 4 (Edwards) at PGH. 2 (Millen)
 Oct. 29 PGH. 1 (Millen) at BUF. 1 (Sauve)
 Dec. 7 PGH.1 (Millen/Holland) at BUF. 10 (Sauve)
 Feb. 21 BUF. 6 (Edwards) at PGH. 1 (Millen)

AT BUFFALO (0-1-1)

WG - Savard
 WG - McKegney
 WG - Savard
 (Buffalo leads all-time series (23-11-20))

GOALS & SHOTS BY PERIODS

	1st	2nd	3rd	Total
PITTSBURGH	3-44	2-47	0-38	5-129
BUFFALO	8-35	9-39	4-43	21-117

PITTSBURGH

Player	GP	SOG	G	A	PTS	PIM
Hughes	4	9	1	2	3	46
Carlyle	4	9	1	1	2	32
Johnson	4	4	1	0	1	20
Lee	4	12	1	0	1	0
Lonsberry	4	9	1	0	1	4
Gardner	2	11	0	1	1	2
Faubert	3	9	0	1	1	4
Libett	3	2	0	1	1	0
McAdam	3	4	0	1	1	22
Ferguson	4	7	0	1	1	2
Schutt	4	15	0	1	1	2
Stackhouse	4	12	0	1	1	2
Bullard	1	3	0	0	0	0
Davis	1	0	0	0	0	0
Hamilton	1	0	0	0	0	0
Holland	1	0	0	0	0	0
Kindrachuk	1	3	0	0	0	5
Marshall	1	1	0	0	0	0
Sheppard	1	1	0	0	0	0
Thompson	1	0	0	0	0	0
Wolf	1	0	0	0	0	19
Burrows	2	0	0	0	0	4
Malone	2	4	0	0	0	4
Anderson	3	0	0	0	0	2
Baxter	3	2	0	0	0	2
Lupien	3	2	0	0	0	0
Kehoe	4	10	0	0	0	0
Millen	4	0	0	0	0	0
Bench						4
TOTAL	4	129	5	10	15	42-176

BUFFALO

Player	GP	SOG	G	A	PTS	PIM
Perreault	3	3	1	5	6	2
Savard	4	4	2	3	5	22
Seiling	3	7	4	0	4	4
McKegney	4	14	4	0	4	0
Smith	3	8	1	3	4	0
Gare	4	18	1	3	4	0
Van Boxmeer	4	10	1	3	4	20
Dunn	3	2	0	4	4	4
Dudley	3	4	3	0	3	0
Schoenfeld	4	5	1	2	3	4
Hamel	1	2	1	1	2	20
Martin	2	4	1	1	2	2
Haworth	3	3	1	1	2	20
J.F. Sauve	1	0	0	2	2	0
Hajt	4	4	0	2	2	4
Ramsay	4	3	0	2	2	0
Ruff	4	5	0	2	2	26
Ramsey	4	6	0	1	1	2
Patrick	1	0	0	0	0	0
Edwards	2	0	0	0	0	0
McClanahan	2	5	0	0	0	2
B. Sauve	2	0	0	0	0	0
Playfair	3	5	0	0	0	31
Luce	4	5	0	0	0	0
Bench						4
TOTAL	4	117	21	35	56	39-167

GOALTENDERS

	GP	MP	GA	SO	SAVES	AVG	W-L-T
Millen (P)	4	203	16	0	70	4.73	0-3-1
Holland (P)	1	37	5	0	26	8.11	0-0-0
Sauve (B)	2	120	2	0	50	1.00	1-0-1
Edwards (B)	2	120	3	0	74	1.50	2-0-0

PPG: Lonsberry & Carlyle
 Perreault, Martin, McKegney, Gare, Savard & Van Boxmeer

SCORING SUMMARIES

PITTSBURGH VS CALGARY

1980-81	GP	W	L	T	PTS	GF	GA	PPG	SHG	PEN	PIM
PITTSBURGH	4	1	2	1	3	13	19	5-16	0	29	88
CALGARY	4	2	1	1	5	19	13	5-20	1	27	81

AT PITTSBURGH (1-1-0)

Oct. 25 CAL. 8 (Bouchard) at PGH. 2 (Millen)
 Dec. 20 PGH. 3 (Millen) at CAL. 3 (Lemelin)
 Jan. 24 CAL. 3 (Bouchard) at PGH. 4 (Ricci)
 Feb. 7 PGH. 4 (Millen) at CAL. 5 (Lemelin)

AT CALGARY (0-1-1)

WG - Nilsson
 WG - Ferguson
 WG - Plett

(Calgary leads all-time series (16-14-9))

GOALS & SHOTS BY PERIODS

	1st	2nd	3rd	Total
PITTSBURGH	2-38	2-46	9-46	13-130
CALGARY	8-35	6-37	5-45	19-117

PITTSBURGH

Player	GP	SOG	G	A	PTS	PIM
Kehoe	4	19	4	1	5	0
Carlyle	4	17	0	5	5	7
Gardner	3	5	1	2	3	4
Baxter	2	4	0	3	3	2
Stackhouse	4	7	0	3	3	6
Hughes	2	2	0	2	4	0
Ferguson	4	13	2	0	2	0
Faubert	3	9	1	1	2	2
McAdam	2	5	1	0	1	0
Malone	3	8	1	0	1	4
Lonsberry	4	11	1	0	1	0
Thompson	2	2	0	1	1	2
Lee	4	5	0	1	1	0
Schutt	4	10	0	1	1	0
Bullard	1	2	0	0	0	4
Feltrin	1	0	0	0	0	0
Kindrachuk	1	3	0	0	0	0
Hamilton	1	0	0	0	0	0
Lupien	1	0	0	0	0	0
Marshall	1	0	0	0	0	2
Ricci	1	0	0	0	0	0
Anderson	2	1	0	0	0	17
Burrows	2	0	0	0	0	0
Libett	2	2	0	0	0	0
Rissling	2	0	0	0	0	22
Sheppard	2	3	0	0	0	0
Wolf	2	3	0	0	0	0
Millen	3	0	0	0	0	0
Johnson	4	4	0	0	0	2
Bench						4
TOTAL	4	130	13	18	31	29-88

CALGARY

Player	GP	SOG	G	A	PTS	PIM
Nilsson	4	11	2	4	6	0
Vail	4	6	2	3	5	0
Clement	4	5	1	4	5	4
Plett	4	12	4	0	4	4
MacMillan	4	10	2	2	4	4
Peplinski	4	6	1	3	4	0
Chouinard	2	7	1	2	3	0
Reinhart	3	3	1	2	3	0
Marsh	4	3	0	3	3	2
McKendry	2	2	1	1	2	2
Murdoch	3	7	0	2	2	0
Wilson	3	2	0	2	2	4
Rautakallio	4	8	0	2	2	0
Labraaten	1	1	1	0	1	0
Houston	2	4	1	0	1	26
Lever	3	9	1	0	1	0
Lavallee	4	5	1	0	1	0
Russell	4	9	0	1	1	8
Curtale	1	2	0	0	0	0
Hislop	1	0	0	0	0	0
Inagrefield	1	1	0	0	0	0
Wappel	1	1	0	0	0	0
Bouchard	2	0	0	0	0	2
Holt	2	2	0	0	0	21
Lemelin	2	0	0	0	0	0
TOTAL	4	117	19	31	50	27-81

GOALTENDERS

	GP	MP	GA	SO	SAVES	AVG	W-L-T
Ricci (P)	1	60	3	0	24	3.00	1-0-0
Millen (P)	3	180	16	0	74	5.33	0-2-1
Bouchard (C)	2	120	6	0	65	3.00	1-1-0
Lemelin (C)	2	120	7	0	52	3.50	1-0-1

PPG: Kehoe 2, Gardner, Faubert & Lonsberry
 Lever, Nilsson, Vail, Reinhart & Plett

SHG: MacMillan

SCORING SUMMARIES

PITTSBURGH VS CHICAGO

1980-81	GP	W	L	T	PTS	GF	GA	PPG	SHG	PEN	PIM
PITTSBURGH	4	1	3	0	2	15	20	7-25	0	28	84
CHICAGO	4	3	1	0	6	20	15	6-13	0	41	113

AT PITTSBURGH (1-1-0)

Dec. 6 CHI. 4 (Esposito) at PGH. 6 (Millen)
 Jan. 4 PGH. 2 (Ricci) at CHI. 3 (Esposito)
 Jan. 10 CHI. 5 (Esposito) at PGH. 3 (Ricci)
 Feb. 2 PGH. 4 (Millen) at CHI. 8 (Esposito)

AT CHICAGO (0-2-0)

WG - Hughes
 WG - Savard
 WG - Murray
 WG - Kerr

(Chicago leads all-time series (39-19-9))

GOALS & SHOTS BY PERIODS

	1st	2nd	3rd	Total
PITTSBURGH	8-53	3-37	4-52	15-142
CHICAGO	9-30	4-42	7-38	20-110

PITTSBURGH

Player	GP	SOG	G	A	PTS	PIM
Malone	4	15	3	3	6	0
Schutt	4	13	2	3	5	2
Carlyle	3	11	0	5	5	2
Gardner	4	10	3	1	4	0
Faubert	4	12	0	4	4	14
Kehoe	4	17	2	1	3	0
Johnson	4	9	0	3	3	2
Hughes	4	6	2	0	2	2
Stackhouse	3	6	1	1	2	4
Lee	4	3	1	1	2	0
Ferguson	4	12	1	0	1	2
Hamilton	1	1	0	0	0	0
Baxter	2	1	0	1	1	26
Kindrachuk	2	5	0	1	1	0
Lonsberry	4	8	0	1	1	2
Anderson	1	0	0	0	0	0
Feltrin	1	0	0	0	0	0
McAdam	1	3	0	0	0	0
Sheppard	1	3	0	0	0	0
Thompson	1	1	0	0	0	0
Wolf	1	0	0	0	0	2
Libett	2	2	0	0	0	2
Millen	2	0	0	0	0	0
Ricci	2	0	0	0	0	0
Rissling	2	2	0	0	0	16
Lupien	3	0	0	0	0	0
Burrows	4	2	0	0	0	8
TOTAL	4	142	15	25	40	28-84

CHICAGO

Player	GP	SOG	G	A	PTS	PIM
Murray	3	7	2	5	7	0
Wilson	4	16	2	4	6	6
Higgins	4	10	5	0	5	4
Kerr	4	13	2	2	4	2
Savard	4	6	2	1	3	13
Bulley	4	3	1	2	3	17
Brown	4	1	0	3	3	2
Fox	4	2	0	3	3	11
Ruskowski	4	6	0	3	3	24
Sharpley	3	4	1	1	2	4
Lysiak	4	7	1	1	2	0
Zaharko	3	3	0	2	2	2
Mulvey	1	4	1	0	1	0
Sedlbauer	1	3	1	0	1	0
Paterson	4	4	1	0	1	0
Sutter	4	5	1	0	1	0
O'Connell	1	1	0	1	1	0
Marsh	2	5	0	1	1	2
Secord	3	8	0	1	1	8
Marks	1	0	0	0	0	0
Robidoux	2	0	0	0	0	0
Esposito	4	0	0	0	0	0
Hutchison	4	2	0	0	0	16
Bench						2
TOTAL	4	110	20	30	50	41-113

GOALTENDERS

	GP	MP	GA	SO	SAVES	AVG	W-L-T
Ricci (P)	2	120	8	0	46	4.00	0-2-0
Millen (P)	2	120	12	0	44	6.00	1-1-0
Esposito (C)	4	240	14 (1)	0	127	3.50	1-1-0

PPG: Malone 2, Schutt 2, Gardner 2 & Kehoe
 Wilson, Sutter, Higgins, Murray, Sharpley & Kerr

SCORING SUMMARIES

PITTSBURGH VS COLORADO

1980-81	GP	W	L	T	PTS	GF	GA	PPG	SHG	PEN	PIM
PITTSBURGH	4	3	1	0	6	20	13	5-19	0	25	67
COLORADO	4	1	3	0	2	13	20	4-16	0	28	73

AT PITTSBURGH (2-0-0)

Nov. 22 COL. 2 (Astrom) at PGH. 4 (Millen)
 Feb. 6 PGH. 4 (Ricci) at COL. 6 (Smith)
 Feb. 22 COL.4 (Smith/Astrom) at PGH. 9 (Millen)
 Mar. 21 PGH. 3 (Millen) at COL. 1 (Myre)

AT COLORADO (1-1-0)

WG - Lonsberry
 WG - Pierce
 WG - Lee
 WG - Gardner

(Pittsburgh leads all-time series (16-8-4))

GOALS & SHOTS BY PERIODS

	1st	2nd	3rd	Total
PITTSBURGH	6-31	8-55	6-51	20-137
COLORADO	4-48	6-31	3-33	13-112

PITTSBURGH

Player	GP	SOG	G	A	PTS	PIM
Kehoe	4	14	4	5	9	2
Gardner	4	10	4	2	6	0
Lonsberry	4	11	3	3	6	2
Sheppard	4	11	2	3	5	0
Carlyle	3	7	1	3	4	0
Lee	4	12	2	1	3	9
Schutt	4	9	1	2	3	0
Malone	4	7	0	3	3	4
Thompson	3	6	1	1	2	0
Ferguson	4	10	1	1	2	6
Price	1	3	0	2	2	0
Hughes	2	5	1	0	1	2
Anderson	1	2	0	1	1	0
McAdam	1	1	0	1	1	0
Baxter	3	5	0	1	1	2
Faubert	3	5	0	1	1	2
Johnson	3	5	0	1	1	0
Chorney	1	0	0	0	0	0
Hamilton	1	3	0	0	0	0
Libett	1	1	0	0	0	0
Lupien	1	0	0	0	0	0
Ricci	1	0	0	0	0	0
Wolf	2	3	0	0	0	2
Burrows	3	2	0	0	0	0
Millen	3	0	0	0	0	2
Rissling	3	1	0	0	0	26
Stackhouse	4	4	0	0	0	8

COLORADO

Player	GP	SOG	G	A	PTS	PIM
McDonald	4	17	3	5	8	4
Quenneville	4	9	2	3	5	6
Malinowski	4	8	1	4	5	0
Gagne	4	6	2	1	3	4
DeBlois	4	7	1	2	3	23
Vautour	4	3	1	1	2	9
Vatiquette	1	1	1	0	1	0
Gillis	2	3	1	0	1	2
Pierce	4	6	1	0	1	2
Attwell	1	2	0	1	1	0
Cooper	1	0	0	1	1	0
Berry	2	2	0	1	1	0
Harper	2	1	0	1	1	2
McKechnie	2	4	0	1	1	0
Baker	1	2	0	0	0	0
Crawford	1	1	0	0	0	0
Giallonardo	1	2	0	0	0	0
Hughes	1	0	0	0	0	0
Myre	1	0	0	0	0	0
Norwich	1	1	0	0	0	2
Tambellini	1	3	0	0	0	0
Astrom	2	0	0	0	0	0
Johansen	2	4	0	0	0	2
Miller	2	1	0	0	0	2
Sheehan	2	0	0	0	0	0
A. Smith	2	0	0	0	0	0
McEwen	3	13	0	0	0	2
Ramage	3	12	0	0	0	9
B. Smith	3	0	0	0	0	0
Delorme	4	1	0	0	0	0
Kitchen	4	3	0	0	0	2
Bench						2

TOTAL 4 137 20 31 51 25-67

TOTAL 4 112 13 2 34 28-73

GOALTENDERS

	GP	MP	GA	SO	SAVES	AVG	W-L-T
Millen (P)	3	180	7	0	81	2.33	3-0-0
Ricci (P)	1	60	5 (1)	0	18	5.00	0-1-0
Myre (C)	1	60	3	0	27	3.00	0-1-0
Astrom (C)	2	76	4 (1)	0	34	3.16	1-0-1
Smith (C)	2	104	12	0	56	6.92	1-1-0

PPG: Gardner 3, Kehoe & Carlyle

DeBlois, Pierce, Vautour & Gagne, Sharpley & Kerr

SCORING SUMMARIES

PITTSBURGH VS DETROIT

1980-81	GP	W	L	T	PTS	GF	GA	PPG	SHG	PEN	PIM
PITTSBURGH	4	2	1	1	5	13	11	4-21	0	27	68
DETROIT	4	1	2	1	3	11	13	7-20	0	27	60

AT PITTSBURGH (2-0-0)

Nov. 8 DET. 3 (Rutherford) at PGH. 5 (Millen)
 Dec. 13 PGH. 1 (Ricci) at DET. 3 (Gilbert)
 Jan. 3 DET.4 (Gilbert/Lozinski) at PGH. 6 (Millen)
 Apr. 2 PGH. 1 (Millen) at DET. 1 (Lozinski)

AT DETROIT (0-1-1)

WG - Schutt
 WG - Mahovlich
 WG - Kehoe

(Pittsburgh leads all-time series (35-34-9))

GOALS & SHOTS BY PERIODS

	1st	2nd	3rd	Total
PITTSBURGH	5-41	4-47	4-54	13-142
DETROIT	4-35	4-41	3-39	11-115

PITTSBURGH

Player	GP	SOG	G	A	PTS	PIM
Malone	3	11	3	2	5	4
Lee	4	6	2	3	5	6
Ferguson	4	10	3	0	3	0
Schutt	4	17	1	2	3	0
Gardner	3	11	1	1	2	0
Johnson	4	4	1	1	2	0
Kehoe	4	10	1	1	2	0
Hamilton	2	4	0	2	2	0
Stackhouse	4	9	0	2	2	6
Marshall	1	1	1	0	1	0
McAdam	2	3	0	1	1	0
Faubert	4	6	0	1	1	4
Libett	4	4	0	1	1	0
Lonsberry	4	9	0	1	1	6
Baxter	1	0	0	0	0	0
Bullard	1	0	0	0	0	0
Davis	1	0	0	0	0	2
Kindrachuk	1	4	0	0	0	9
Lupien	1	0	0	0	0	0
Price	1	3	0	0	0	0
Ricci	1	0	0	0	0	0
Rissling	1	0	0	0	0	19
Sheppard	1	3	0	0	0	0
Thompson	1	4	0	0	0	0
Hughes	2	3	0	0	0	0
Anderson	3	5	0	0	0	6
Burrows	3	0	0	0	0	0
Millen	3	0	0	0	0	0
TOTAL	4	142	13	22	35	27-68

DETROIT

Player	GP	SOG	G	A	PTS	PIM
Larson	4	24	4	1	5	8
Ogrodnick	4	13	3	2	5	0
Thompson	3	2	1	1	2	0
McCourt	4	14	0	2	2	0
Mahovlich	2	12	1	0	1	0
Kirton	3	6	1	0	1	4
Blaisdell	1	4	0	1	1	0
Gage	1	1	0	1	1	0
Barrett	3	3	0	1	1	2
Labraaten	3	2	0	1	1	0
Joly	1	0	0	0	0	0
Lyle	1	5	0	0	0	2
McAdam	1	2	0	0	0	0
Paterson	1	0	0	0	0	0
Peterson	1	0	0	0	0	0
Rutherford	1	0	0	0	0	0
Smith	1	1	0	0	0	6
Vasko	1	3	0	0	0	0
Gilbert	2	0	0	0	0	0
Lozinski	2	0	0	0	0	0
Polonich	2	0	0	0	0	7
Woods	3	2	0	0	0	0
Hicks	3	3	0	0	0	5
Korn	3	2	0	0	0	6
Foligno	4	5	0	0	0	6
Hamel	4	4	0	0	0	2
Miller	4	0	0	0	0	2
Nedomansky	4	6	0	0	0	2
TOTAL	4	115	11	14	25	27-60

GOALTENDERS

	GP	MP	GA	SO	SAVES	AVG	W-L-T
Millen (P)	3	180	8	0	75	2.67	2-0-1
Ricci (P)	1	60	3	0	29	3.00	0-1-0
Lozinski (D)	2	98	2	0	65	1.22	0-0-1
Gilbert (D)	2	82	6	0	45	4.39	1-1-0
Rutherford (D)	1	60	5	0	19	5.00	0-1-0

PPG: Malone 2, Ferguson & Schutt

Larson 3, Ogrodnick 2, Kirton & Huber

SCORING SUMMARIES

PITTSBURGH VS EDMONTON

1980-81	GP	W	L	T	PTS	GF	GA	PPG	SHG	PEN	PIM
PITTSBURGH	4	1	2	1	3	18	20	4-12	0	18	47
EDMONTON	4	2	1	1	5	20	18	5-12	0	18	50

AT PITTSBURGH (1-1-0)

Nov. 3 PGH. 4 (Millen) at EDM. 4 (Mio)
 Mar. 8 EDM. 4 (Mio/Edwards) at PGH. 6 (Millen)
 Mar. 16 PGH.6 (Millen) at EDM. 7 (Mio)
 Mar. 29 EDM. 5 (Moog) at PGH. 2 (Millen)

AT EDMONTON (0-1-1)

WG - Carlyle
 WG - Messier
 WG - Anderson

(Edmonton leads all-time series (5-2-1))

GOALS & SHOTS BY PERIODS

	1st	2nd	3rd	Total
PITTSBURGH	6-53	7-30	5-45	18-128
EDMONTON	3-31	9-33	8-39	20-103

PITTSBURGH

Player	GP	SOG	G	A	PTS	PIM
Gardner	3	12	4	2	6	2
Sheppard	3	6	4	0	4	2
Schutt	4	7	1	3	4	4
Faubert	4	7	0	4	4	2
Johnson	4	7	2	1	3	0
Kehoe	4	15	2	1	3	2
Thompson	3	6	1	2	3	0
Price	2	4	0	3	3	2
Malone	3	7	1	1	2	0
Carlyle	4	13	1	1	2	7
Ferguson	4	6	1	1	2	0
Libett	1	2	0	2	2	0
Stackhouse	4	4	0	2	2	3
Marshall	1	1	1	0	1	2
Chorney	1	0	0	1	1	0
McAdam	1	0	0	1	1	0
Hughes	2	1	0	1	1	0
Baxter	4	2	0	1	1	16
Lee	4	14	0	1	1	2
Anderson	1	2	0	0	0	0
Bullard	1	1	0	0	0	0
Lupien	1	0	0	0	0	2
Burrows	2	1	0	0	0	0
Rissling	2	0	0	0	0	0
Lonsberry	4	10	0	0	0	2
Millen	4	0	0	0	0	0
TOTAL	4	128	18	28	46	18-47

EDMONTON

Player	GP	SOG	G	A	PTS	PIM
Messier	4	12	4	6	10	6
Anderson	4	5	3	6	9	0
Gretzky	4	7	2	7	9	2
Hagman	4	4	2	4	6	0
Coffey	4	9	1	3	4	0
Siltanen	4	16	1	3	4	2
Kurri	4	5	2	1	3	2
Weir	3	0	0	3	3	2
Callighen	3	6	2	0	2	2
Lumley	3	6	1	1	2	4
Hicks	3	6	1	0	1	0
Hunter	4	3	1	0	1	2
Lariviere	2	0	0	1	1	2
Brackenbury	3	3	0	1	1	5
Fogolin	4	6	0	1	1	2
Edwards	1	0	0	0	0	0
J. Hughes	1	0	0	0	0	2
Moog	1	0	0	0	0	0
MacDonald	2	5	0	0	0	0
Price	2	3	0	0	0	0
Unger	2	1	0	0	0	0
Mio	3	0	0	0	0	0
Lowe	4	5	0	0	0	2
Semenko	4	1	0	0	0	15
TOTAL	4	103	20	37	57	18-50

GOALTENDERS

	GP	MP	GA	SO	SAVES	AVG	W-L-T
Millen (P)	4	240	19 (1)	0	83	4.75	1-2-1
Moog (E)	1	60	2	0	32	2.00	1-0-0
Edwards (E)	1	24	1	0	12	2.50	0-0-0
Mio (E)	3	156	15	0	66	5.77	1-1-1

PPG: Gardner 2, Marshall & Kehoe
 Gretzky, Kurri, Siltanen, Coffey & Messier

SCORING SUMMARIES

PITTSBURGH VS HARTFORD

1980-81	GP	W	L	T	PTS	GF	GA	PPG	SHG	PEN	PIM
PITTSBURGH	4	2	2	0	4	20	20	6-22	0	27	71
HARTFORD	4	2	2	0	4	20	20	3-16	1	36	94

AT PITTSBURGH (1-1-0)

Oct. 15 HART. 5 (Veisor) at PGH. 2 (Millen)
 Dec. 26 PGH. 7 (Millen) at HART. 9 (Garrett)
 Feb. 19 HART. 2 (Garrett/Veisor) at PGH. 6 (Millen)
 Apr. 5 PGH. 5 (Ricci) at HART 4 (Veisor)

AT HARTFORD (1-1-0)

WG - Boutette
 WG - Abrahamsson
 WG - Kehoe
 WG - Libett

(Hartford leads all-time series (4-3-1))

GOALS & SHOTS BY PERIODS

	1st	2nd	3rd	Total
PITTSBURGH	4-37	10-56	6-49	20-142
HARTFORD	5-46	9-44	6-42	20-132

PITTSBURGH

Player	GP	SOG	G	A	PTS	PIM
Gardner	3	14	3	3	6	0
Kehoe	4	13	3	2	5	0
Lonsberry	4	10	2	2	4	2
Schutt	4	12	2	2	4	2
Johnson	4	10	1	3	4	2
Baxter	2	4	0	4	4	4
Lee	4	11	3	0	3	2
Libett	3	4	2	1	3	0
Malone	3	6	0	3	3	4
Carlyle	4	8	0	3	3	2
Ferguson	4	11	2	0	2	2
Anderson	3	3	1	1	2	24
Chorney	1	1	0	2	2	2
Hamilton	1	2	0	2	2	2
Price	1	1	0	2	2	0
Faubert	3	4	0	2	2	0
Stackhouse	3	6	0	2	2	0
Thompson	1	2	1	0	1	0
Sheppard	2	2	0	1	1	0
Bullard	1	5	0	0	0	2
Davis	1	0	0	0	0	2
Kindrachuk	1	2	0	0	0	2
Lupien	1	0	0	0	0	0
Marshall	1	0	0	0	0	0
Ricci	1	0	0	0	0	0
Wolf	1	2	0	0	0	11
McAdam	2	2	0	0	0	0
Burrows	3	4	0	0	0	0
Hughes	3	3	0	0	0	2
Millen	3	0	0	0	0	0
Bench						2
TOTAL	4	142	20	35	55	27-71

HARTFORD

Player	GP	SOG	G	A	PTS	PIM
Rogers	4	14	3	5	8	0
Boutette	4	9	1	5	6	8
Nachbaur	4	10	3	2	5	4
Sims	4	15	2	2	4	2
Abrahamsson	2	5	1	3	4	4
Stoughton	3	9	2	1	3	0
Howe	4	14	1	2	3	0
Alley	1	1	1	1	2	2
Johnston	1	2	1	1	3	0
Meagher	2	4	1	1	2	0
Debol	3	4	1	1	2	0
Miller	4	7	1	1	2	4
Fotiu	2	2	0	2	2	2
Allison	1	2	1	0	1	0
Fidler	2	3	1	0	1	0
Volcan	1	0	0	1	1	0
Neufield	2	3	0	1	1	7
Keon	4	9	0	1	1	0
Garlneau	1	1	0	0	0	0
Kemp	1	2	0	0	0	0
Ley	1	0	0	0	0	0
Lupien	1	1	0	0	0	2
Roberts	1	1	0	0	0	0
Brubaker	2	1	0	0	0	6
Douglas	2	0	0	0	0	2
Garrett	2	0	0	0	0	0
McIlhargey	2	1	0	0	0	6
Smith	2	2	0	0	0	20
Barnes	3	3	0	0	0	4
Veisor	3	0	0	0	0	0
Rowe	4	7	0	0	0	21
TOTAL	4	132	20	30	50	36-94

GOALTENDERS

	GP	MP	GA	SO	SAVES	AVG	W-L-T
Ricci (P)	1	60	4	0	35	4.00	1-0-0
Millen (P)	3	180	16	0	77	5.33	1-2-1
Veisor (H)	3	140	7	0	80	3.00	1-1-0
Garrett (H)	2	100	13	0	42	7.80	1-1-0

PPG: Gardner 2, Lonsberry, Kehoe, Schutt & Ferguson
 Howe, Abrahamsson & Debol

SHG: Rogers

SCORING SUMMARIES

PITTSBURGH VS LOS ANGELES

1980-81	GP	W	L	T	PTS	GF	GA	PPG	SHG	PEN	PIM
PITTSBURGH	4	2	0	2	6	18	16	3-17	0	40	102
LOS ANGELES	4	0	2	2	2	16	18	4-21	0	33	69

AT PITTSBURGH (2-0-0)

Dec. 17 PGH. 3 (Millen) at LA. 3 (Lessard)
 Jan. 17 LA 4 (Lessard) at PGH. 5 (Millen)
 Mar. 4 LA. 5 (Lessard) at PGH. 6 (Millen)
 Mar. 15 PGH. 4 (Millen) at LA 4 (Lessard)

AT LOS ANGELES (0-0-2)

WG - Kehoe
 WG - Thompson

(All-time series tied (38-38-13))

GOALS & SHOTS BY PERIODS

	1st	2nd	3rd	Total
PITTSBURGH	6-56	8-52	4-39	18-147
LOS ANGELES	2-32	6-33	8-42	16-107

PITTSBURGH

Player	GP	SOG	G	A	PTS	PIM
Kehoe	4	21	3	3	6	0
Carlyle	3	17	0	5	5	4
Lee	4	12	4	0	4	2
Gardner	4	7	2	2	4	29
Malone	3	9	1	3	4	2
Faubert	4	11	1	3	4	14
Ferguson	4	9	2	1	3	0
Johnson	4	5	1	2	3	6
Stackhouse	4	7	0	3	3	0
Thompson	2	2	2	0	2	2
Lonsberry	4	9	1	1	2	6
Chorney	1	1	0	2	2	0
Sheppard	3	6	0	2	2	6
Schutt	4	9	1	0	1	6
Price	1	1	0	1	1	2
Lupien	1	0	0	0	0	2
MacAdam	1	2	0	0	0	0
Rissling	1	1	0	0	0	0
Baxter	3	4	0	0	0	13
Hughes	3	5	0	0	0	4
Libett	3	7	0	0	0	0
Burrows	4	2	0	0	0	2
Millen	4	0	0	0	0	0
Bench						2

TOTAL 4 147 18 28 46 40-102

GOALTENDERS

	GP	MP	GA	SO	SAVES	AVG	W-L-T
Millen (P)	4	240	16	0	91	4.00	2-0-2
Lessard (LA)	4	240	18	0	129	4.50	0-2-2

PPG: Ferguson, Schutt & Faubert
 L. Murphy 2, Fox & Simmer

LOS ANGELES

Player	GP	SOG	G	A	PTS	PIM
Fox	4	9	4	2	6	0
Dionne	4	17	2	3	5	4
Taylor	4	11	1	3	4	6
L. Murphy	4	10	2	1	3	8
M. Murphy	4	9	2	1	3	0
Terrion	3	6	1	2	3	0
Jensen	4	2	0	3	3	0
Goldup	2	2	1	1	2	0
Simmer	2	3	1	1	2	2
Korab	4	9	0	2	2	10
Harris	3	3	1	0	1	0
Hopkins	3	3	1	0	1	6
St. Laurent	1	0	0	1	1	0
Halward	2	4	0	1	1	2
Bonar	3	3	0	1	1	2
Lewis	3	2	0	1	1	2
Jellis	3	3	0	1	1	15
Hardy	4	5	0	1	1	4
Lessard	4	0	0	1	1	0
Gibson	1	1	0	0	0	0
Luce	1	1	0	0	0	0
Chartraw	2	3	0	0	0	2
Kelly	2	0	0	0	0	0
Unger	2	1	0	0	0	2
Bench						4

TOTAL 4 107 16 26 42 33-69

SCORING SUMMARIES

PITTSBURGH VS MINNESOTA

1980-81	GP	W	L	T	PTS	GF	GA	PPG	SHG	PEN	PIM
PITTSBURGH	4	1	3	0	2	13	18	5-19	0	31	84
MINNESOTA	4	3	1	0	6	18	13	8-24	0	26	74

AT PITTSBURGH (1-1-0)

Nov. 1 PGH. 3 (Millen) at MINN. 3 (Meloche)
 Nov. 19 MINN. 3 (Meloche) at PGH. 2 (Millen)
 Jan. 28 MINN. 5 (Meloche) at PGH. 3 (Millen)
 Mar. 7 PGH. 5 (Millen) at MINN. 4 (Meloche)

AT MINNESOTA (0-2-0)

WG - B. Smith
 WG - Christoff
 WG - Schutt
 WG - Hartsburg

(Pittsburgh leads all-time series (36-32-8))

GOALS & SHOTS BY PERIODS

	1st	2nd	3rd	Total
PITTSBURGH	5-31	4-40	4-35	13-106
MINNESOTA	4-42	6-52	8-61	18-155

PITTSBURGH

Player	GP	SOG	G	A	PTS	PIM
Schutt	4	8	3	3	6	4
Carlyle	4	13	1	5	6	2
Gardner	3	9	2	2	4	4
Kehoe	4	11	1	3	4	0
Lee	4	7	1	3	4	6
Faubert	4	8	1	1	2	2
Malone	3	7	1	1	2	4
Sheppard	3	4	0	2	2	22
Johnson	2	3	1	0	1	0
Ferguson	4	4	1	0	1	0
Stackhouse	4	7	1	0	1	0
Anderson	2	3	0	1	1	4
Hughes	4	5	0	1	1	9
Lonsberry	4	4	0	1	1	11
Bullard	1	0	0	0	0	0
Hamilton	1	0	0	0	0	0
Lupien	1	0	0	0	0	2
Marshall	1	0	0	0	0	0
MacAdam	2	2	0	0	0	0
Thompson	2	1	0	0	0	6
Baxter	3	3	0	0	0	4
Burrows	3	4	0	0	0	2
Libett	3	3	0	0	0	0
Millen	4	0	0	0	0	0
Bench						0

TOTAL 4 106 13 23 36 31-84

GOALTENDERS

	GP	MP	GA	SO	SAVES	AVG	W-L-T
Millen (P)	4	240	16 (2)	0	137	4.00	1-3-0
Meloche (M)	4	240	13	0	93	3.25	3-1-0

PPG: Kehoe, Stackhouse, Lee, Faubert & Gardner
 B. Smith 2, Hartsburg 2, Eaves, Sharpley, MacAdam & Roberts

MINNESOTA

Player	GP	SOG	G	A	PTS	PIM
Hartsburg	4	14	2	5	7	0
Payne	4	17	1	5	6	2
B. Smith	4	18	3	2	5	2
MacAdam	4	8	3	1	4	4
Roberts	2	6	2	1	3	2
Anderson	3	4	2	1	3	0
Sharpley	1	3	1	1	2	5
Eaves	3	7	1	1	2	0
Maxwell	1	3	0	2	2	4
Sargent	3	7	0	2	2	24
Young	3	7	0	2	2	2
Christoff	2	6	1	0	1	0
McCarthy	3	12	1	0	1	0
Palmer	1	2	0	1	1	2
Fidler	2	6	0	1	1	2
Giles	2	4	0	1	1	2
Shmyr	3	3	0	1	1	7
Carlson	1	2	1	0	1	0
Fontas	1	0	0	0	0	0
Solheim	1	1	0	0	0	0
Zanussi	1	2	0	0	0	2
Ciccarelli	2	5	0	0	0	0
Barrett	4	5	0	0	0	2
Meloche	4	0	0	0	0	0
Polich	4	2	0	0	0	0
G. Smith	4	8	0	0	0	10
Younghans	4	3	0	0	0	0
Bench						2

TOTAL 4 155 18 27 45 26-74

SCORING SUMMARIES

PITTSBURGH VS MONTREAL

1980-81	GP	W	L	T	PTS	GF	GA	PPG	SHG	PEN	PIM
PITTSBURGH	4	2	2	0	4	10	11	1-16	0	21	45
MONTREAL	4	2	2	0	4	11	10	2-14	0	24	70

AT PITTSBURGH (1-1-0)

Dec. 4 PGH. 3 (Millen) at MTL. 2 (Larocque/Sevigny) WG - Hughes
 Dec. 10 MTL. 3 (Herron) at PGH. 4 (Millen) WG - Lee
 Jan. 8 PGH. 2 (Millen) at MTL. 3 (Sevigny) WG - Gainey
 Mar. 11 MTL. 2 (Sevigny) at PGH. 1 (Millen) WG - Langway

AT MONTREAL (1-1-0)

WG - Hughes
 WG - Lee
 WG - Gainey
 WG - Langway

(Montreal leads all-time series (56-12-10))

GOALS & SHOTS BY PERIODS

	1st	2nd	3rd	Total
PITTSBURGH	1-37	6-38	3-42	10-117
MONTREAL	5-54	2-56	4-59	11-169

PITTSBURGH

Player	GP	SOG	G	A	PTS	PIM
Lee	4	10	2	3	5	0
Carlyle	4	7	1	3	4	0
Faubert	4	5	1	2	3	10
Johnson	4	8	0	3	3	0
Kehoe	4	10	2	0	2	0
Malone	4	11	1	1	2	2
Gardner	4	12	0	2	2	0
Schutt	4	7	0	2	2	2
Rissling	2	5	1	0	1	9
Ferguson	3	7	1	0	1	4
Hughes	3	5	1	0	1	2
Price	1	0	0	1	1	2
Hamilton	2	3	0	1	1	0
Kindrachuk	1	2	0	0	0	0
Sheppard	1	3	0	0	0	0
Thompson	1	1	0	0	0	0
Baxter	2	1	0	0	0	4
Libett	2	0	0	0	0	0
McAdam	2	4	0	0	0	0
Wolf	2	0	0	0	0	0
Lupien	3	2	0	0	0	6
Stackhouse	3	5	0	0	0	4
Burrows	4	2	0	0	0	0
Lonsberry	4	7	0	0	0	0
Millen	4	0	0	0	0	0
TOTAL	4	117	10	18	28	21-45

MONTREAL

Player	GP	SOG	G	A	PTS	PIM
Langway	4	20	3	1	4	4
Gainey	4	11	1	2	3	0
Lambert	4	7	1	2	3	4
Shutt	4	11	1	2	3	14
Laffeur	2	11	2	0	2	7
Temblay	4	13	2	0	2	4
Sebrough	2	7	0	2	2	21
Ingblor	4	8	0	2	2	4
Mondou	4	8	0	2	2	0
Houle	4	11	1	0	1	2
Larouche	2	7	0	1	1	0
Arton	3	5	0	1	1	2
is	4	4	0	1	1	0
Napier	4	9	0	1	1	0
Savard	4	7	0	1	1	0
Baker	1	0	0	0	0	0
Herron	1	0	0	0	0	0
Lapointe	1	1	0	0	0	2
Chartraw	2	4	0	0	0	0
Larocque	1	0	0	0	0	0
Robinson	2	4	0	0	0	2
Wickenheiser	2	7	0	0	0	0
Gingras	3	13	0	0	0	2
Nilan	3	1	0	0	0	0
Sevigny	3	0	0	0	0	2
TOTAL	4	169	11	18	29	24-70

GOALTENDERS

	GP	MP	GA	SO	SAVES	AVG	W-L-T
Millen (P)	4	240	10 (1)	0	158	2.50	2-2-0
Sevigny (M)	3	124	3	0	55	1.45	2-0-0
Larocque (M)	1	56	3	0	21	3.21	0-1-0
Herron (M)	1	60	4	0	31	4.00	0-1-0

PPG: Kehoe
 Langway 2

SCORING SUMMARIES

PITTSBURGH VS NY ISLANDERS

1980-81	GP	W	L	T	PTS	GF	GA	PPG	SHG	PEN	PIM
PITTSBURGH	4	2	1	1	5	19	16	4-22	1	24	51
NY ISLANDERS	4	1	2	1	3	16	19	4-15	1	32	75

AT PITTSBURGH (2-0-0)

Jan. 7 NYI 3 (Smith) at PGH. 7 (Ricci)
 Jan. 13 PGH. 3 (Millen) at NYI 6 (Resch)
 Feb. 12 NYI 3 (Smith) at PGH. 5 (Millen)
 Mar. 28 PGH. 4 (Millen) at NYI 4 (Smith)

AT NY ISLANDERS (0-1-1)

WG - Kehoe
 WG - Bossy
 WG - Sheppard

(Pittsburgh leads all-time series (15-11-12))

GOALS & SHOTS BY PERIODS

	1st	2nd	3rd	Total
PITTSBURGH	6-41	6-57	7-54	19-152
NY ISLANDERS	5-36	5-37	6-31	16-104

PITTSBURGH

Player	GP	SOG	G	A	PTS	PIM
Gardner	4	11	1	5	6	6
Kehoe	4	12	5	0	5	0
Carlyle	4	11	1	4	5	9
Baxter	4	11	3	1	4	10
Lee	4	13	2	2	4	2
Faubert	3	12	0	4	4	8
Malone	4	10	2	1	3	2
Schutt	4	15	1	2	1	2
Ferguson	4	13	2	0	2	0
Sheppard	2	6	1	0	1	0
Lonsberry	4	9	1	0	1	0
Anderson	1	4	0	1	1	0
Thompson	2	4	0	1	1	0
Burrows	3	3	0	1	1	0
Stackhouse	3	4	0	1	1	6
Johnson	4	4	0	1	1	0
Chorney	1	0	0	0	0	0
Hamilton	1	1	0	0	0	0
Kindrachuk	1	2	0	0	0	0
Libett	1	1	0	0	0	0
Lupien	1	0	0	0	0	0
Price	1	0	0	0	0	2
Ricci	1	0	0	0	0	2
Wolf	1	0	0	0	0	0
Hughes	2	5	0	0	0	2
Millen	3	0	0	0	0	0
Rissling	3	1	0	0	0	0
TOTAL	4	152	19	24	43	24-51

NY ISLANDERS

Player	GP	SOG	G	A	PTS	PIM
Bossy	4	16	4	3	7	0
Trottier	4	7	2	2	4	4
Gillies	4	11	1	3	4	2
Tonelli	4	4	1	3	4	2
D. Potvin	4	8	0	4	4	8
Tambellini	3	5	3	0	3	0
Goring	4	4	2	1	3	0
Bourne	4	7	1	1	2	0
Merrick	4	5	1	1	2	0
Nvstrom	4	7	1	1	2	2
Persson	4	5	0	2	2	0
Lane	2	3	0	1	1	0
K	4	7	0	1	1	4
Corimer	4	3	0	1	1	4
Carroll	1	0	0	0	0	0
McEwen	1	2	0	0	0	0
J. Potvin	1	1	0	0	0	0
Resch	1	0	0	0	0	0
Sutter	1	1	0	0	0	4
Howatt	3	4	0	0	0	17
Smith	3	0	0	0	0	10
Langevin	4	2	0	0	0	14
Morrow	4	2	0	0	0	0
Bench						
TOTAL	4	104	16	24	40	32-75

GOALTENDERS

	GP	MP	GA	SO	SAVES	AVG	W-L-T
Ricci (P)	1	60	3	0	12	3.00	1-0-0
Millen (P)	3	180	12 (1)	0	76	4.00	1-1-1
Resch (NY)	1	60	3	0	30	3.00	1-0-0
Smith (NY)	3	180	15 (1)	0	103	5.00	0-2-1

PPG: Kehoe 2, Ferguson & Lee
 Bossy 3 & Goring

SHG Lonsberry - Goring

SCORING SUMMARIES

PITTSBURGH VS NY RANGERS

1980-81	GP	W	L	T	PTS	GF	GA	PPG	SHG	PEN	PIM
PITTSBURGH	4	2	1	1	5	17	14	4-28	1	39	90
NY RANGERS	4	1	2	1	3	14	17	4-23	0	45	121

AT PITTSBURGH (1-1-0)

- Oct. 12 PGH. 6 (Millen) at NYR 3 (Davidson)
- Nov. 14 PGH. 3 (Holland) at NYR 3 (Soetaert)
- Nov. 29 NYR 4 (Soetaert) at PGH. 2 (Holland)
- Feb. 28 NYR 4 (Soetaert) at PGH. 6 (Millen)

AT NY RANGERS (1-0-1)

- WG - Kehoe
- WG - Vickers
- WG - Schutt

(NY Rangers lead all-time series (36-21-9))

GOALS & SHOTS BY PERIODS

	1st	2nd	3rd	Total
PITTSBURGH	6-36	5-38	6-35	17-109
NY RANGERS	4-37	5-41	5-31	14-109

PITTSBURGH

Player	GP	SOG	G	A	PTS	PIM
Schutt	4	8	3	3	6	2
Kehoe	4	16	4	1	5	0
Lee	4	13	2	2	4	2
Ferguson	4	11	2	1	3	2
Carlyle	4	10	0	3	3	12
Lonsberry	4	7	0	3	3	2
Faubert	4	8	2	0	2	4
Kindrachuk	1	3	1	1	2	0
Gardner	2	4	0	2	2	2
McAdam	2	1	0	2	2	0
Davis	1	2	1	0	1	0
Malone	2	5	1	0	1	11
Hughes	3	6	1	0	1	2
Millen	2	0	0	1	1	0
Johnson	3	0	0	1	1	0
Sheppard	4	2	0	1	1	7
Stackhouse	4	5	0	1	1	4
Bullard	1	0	0	0	0	0
Libett	1	1	0	0	0	0
Marshall	1	0	0	0	0	0
Thompson	1	1	0	0	0	0
Wolf	1	0	0	0	0	9
Baxter	2	1	0	0	0	6
Burrows	2	0	0	0	0	2
Hamilton	2	3	0	0	0	9
Holland	2	0	0	0	0	0
Anderson	3	0	0	0	0	6
Lupien	3	2	0	0	0	8
TOTAL	4	109	17	22	39	39-90

NY RANGERS

Player	GP	SOG	G	A	PTS	PIM
Vickers	4	8	2	2	4	0
Dn. Maloney	3	3	0	4	4	2
Duguay	2	4	1	2	3	0
Nethery	3	4	1	2	3	0
Tkaczuk	3	5	1	2	3	8
Vadnais	4	10	1	2	3	10
Silk	3	5	2	0	2	0
Beck	3	4	1	1	2	16
Esposito	3	7	1	1	2	4
Laidlaw	4	8	1	1	2	0
Johnstone	4	5	0	2	2	9
Gillis	2	1	1	0	1	0
Kotsopolous	2	5	1	0	1	17
Hedberg	4	10	1	0	1	9
Bothwell	1	0	0	1	1	0
Nilsson	2	3	0	1	1	4
Allison	4	6	0	1	1	6
Greschner	4	7	0	1	1	9
Dv. Maloney	4	4	0	1	1	10
Conner	1	0	0	0	0	2
Davidson	1	0	0	0	0	0
Fotiu	1	0	0	0	0	2
Talafous	1	0	0	0	0	0
Dore	2	3	0	0	0	4
Hospodar	2	0	0	0	0	4
Sulliman	2	7	0	0	0	5
Soetaert	3	0	0	0	0	0
TOTAL	4	109	14	24	38	45-121

GOALTENDERS

	GP	MP	GA	SO	SAVES	AVG	W-L-T
Millen (P)	2	120	7	0	50	3.50	2-0-0
Holland (P)	2	120	7	0	45	3.50	0-1-1
Soetaert (NY)	3	180	11	0	68	3.67	1-1-1
Davidson (NY)	1	60	5 (1)	0	24	5.00	0-1-0

PPG: Ferguson 2, Kehoe & Schutt
Silk, Vadnais, Beck & Hedberg

SHG: Lee

SCORING SUMMARIES

PITTSBURGH VS PHILADELPHIA

1980-81	GP	W	L	T	PTS	GF	GA	PPG	SHG	PEN	PIM
PITTSBURGH	4	0	4	0	0	10	22	5-24	0	24	59
PHILADELPHIA	4	4	0	0	8	22	10	3-18	1	30	71

AT PITTSBURGH (0-2-0)

- Oct. 9 PGH. 4 (Millen) at PHIL. 7 (Myre)
- Dec. 13 PHIL. 6 (Myre) at PGH. 5 (Millen)
- Jan. 21 PHIL. 5 (Peeters) at PGH. 0 (Millen)
- Feb. 17 PGH. 1 (Millen) at PHIL. 4 (St. Croix)

AT PHILADELPHIA (0-2-0)

- WG - Hill
- WG - Bridgman
- WG - Bridgman
- WG - Gorence

(Philadelphia leads all-time series (42-21-14))

GOALS & SHOTS BY PERIODS

	1st	2nd	3rd	Total
PITTSBURGH	4-37	5-47	1-24	10-108
PHILADELPHIA	9-52	8-40	5-55	22-147

PITTSBURGH

Player	GP	SOG	G	A	PTS	PIM
Gardner	3	9	5	0	5	2
Kehoe	4	15	2	2	4	0
Stackhouse	4	9	1	3	4	0
Lonsberry	4	5	0	4	4	2
Kindrachuk	1	4	0	3	3	4
Faubert	3	7	1	1	2	0
Carlyle	4	9	0	2	2	4
Malone	4	4	1	0	1	7
Sheppard	3	2	0	1	1	0
Johnson	4	7	0	1	1	0
Lee	4	6	0	1	1	2
Libett	1	3	0	0	0	0
Lupien	1	1	0	0	0	2
Anderson	2	1	0	0	0	4
Hughes	2	1	0	0	0	2
McAdam	2	1	0	0	0	0
Rissling	2	1	0	0	0	0
Thompson	2	3	0	0	0	0
Baxter	3	7	0	0	0	20
Burrows	3	3	0	0	0	0
Wolf	3	1	0	0	0	2
Ferguson	4	4	0	0	0	6
Millen	4	0	0	0	0	0
Schutt	4	5	0	0	0	2
TOTAL	4	108	10	18	28	24-59

PHILADELPHIA

Player	GP	SOG	G	A	PTS	PIM
Holmgren	4	11	4	3	7	12
Clarke	4	12	4	2	6	4
Barber	4	15	2	4	6	4
MacLeish	4	7	1	4	5	2
Wilson	4	13	1	4	5	2
Hill	2	5	3	1	4	2
Bridgman	4	8	2	2	4	6
Gorence	4	9	1	2	3	0
Linseman	3	3	0	3	3	6
Dalley	4	19	0	3	3	2
Leach	4	23	0	3	3	0
Preston	1	2	2	0	2	0
Kerr	4	4	1	1	2	0
Propp	4	5	1	1	2	0
Barnes	1	3	0	1	1	0
Watson	3	2	0	1	1	4
Busniuk	3	2	0	1	1	4
Wesley	3	1	0	1	1	12
Murray	3	7	0	1	1	2
Adams	1	1	0	0	0	2
Cochrane	1	3	0	0	0	9
Eriksson	1	1	0	0	0	0
Morrison	1	0	0	0	0	0
Peeters	1	0	0	0	0	0
St. Croix	1	0	0	0	0	0
Bathe	2	1	0	0	0	2
Myre	2	0	0	0	0	0
TOTAL	4	147	22	38	60	30-71

GOALTENDERS

	GP	MP	GA	SO	SAVES	AVG	W-L-T
Millen (P)	4	240	22	0	125	5.50	0-4-0
Peeters (PH)	1	60	0	1	33	0.00	1-0-0
St. Croix (PH)	1	60	1	0	18	1.00	1-0-0
Myre (PH)	2	120	9	0	47	4.50	2-0-0

PPG: Gardner 3, Malone & Kehoe
Barber, Clarke & MacLeish

SHG: Clarke

SCORING SUMMARIES

PITTSBURGH VS QUEBEC

1980-81	GP	W	L	T	PTS	GF	GA	PPG	SHG	PEN	PIM
PITTSBURGH	4	2	1	1	5	15	16	1-17	1	22	44
QUEBEC	4	1	2	1	3	16	15	4-16	1	23	46

AT PITTSBURGH (1-0-1)

Dec. 27 QUE. 4 (Plasse) at PGH. 6 (Millen)
 Mar. 2 PGH. 5 (Millen) at QUE. 4 (Bouchard)
 Mar. 14 QUE. 3 (Bouchard) at PGH. 3 (Millen)
 Mar. 31 PGH. 1 (Millen) at QUE. 5 (Bouchard)

AT QUEBEC (1-1-0)

WG - Johnson
 WG - Kehoe
 WG - Tardif

(Pittsburgh leads all-time series (4-3-1))

GOALS & SHOTS BY PERIODS

	1st	2nd	3rd	Total
PITTSBURGH	10-44	4-38	1-37	15-119
QUEBEC	9-34	6-41	5-42	16-117

PITTSBURGH

Player	GP	SOG	G	A	PTS	PIM
Carlyle	4	17	4	3	7	6
Lee	4	11	1	5	6	4
Gardner	4	10	1	4	5	6
Malone	4	8	2	2	4	0
Kehoe	4	15	2	1	3	0
Lonsberry	4	4	2	1	3	0
Ferguson	4	10	1	1	2	2
Schutt	4	9	1	1	2	6
Anderson	1	2	0	2	2	0
Sheppard	3	3	0	2	2	0
Faubert	4	4	0	2	2	6
Johnson	4	6	1	0	1	2
Hamilton	1	1	0	1	1	0
Baxter	3	4	0	1	1	0
Stackhouse	4	0	0	1	1	2
Chorney	1	0	0	0	0	2
McAdam	1	2	0	0	0	2
Rissling	1	0	0	0	0	0
Burrows	2	4	0	0	0	2
Hughes	2	3	0	0	0	0
Libett	2	2	0	0	0	0
Price	2	3	0	0	0	2
Thompson	3	1	0	0	0	0
Millen	4	0	0	0	0	2

QUEBEC

Player	GP	SOG	G	A	PTS	PIM
Ftorek	4	8	1	7	8	0
Richard	4	16	4	3	7	2
P. Stastny	4	10	2	5	7	0
A. Stastny	4	11	4	0	4	0
Cloutier	4	10	2	2	4	0
Tardif	3	6	1	2	3	2
Hoganson	4	4	1	2	3	0
Hunter	4	9	1	1	2	10
Hislop	1	0	0	2	2	0
Dupont	3	5	0	2	2	4
Marois	2	4	0	1	1	4
Cote	4	5	0	1	1	4
Weir	4	5	0	1	1	2
Bernier	1	0	0	0	0	0
Fitchener	1	0	0	0	0	0
Johnson	1	0	0	0	0	0
Lariviere	1	0	0	0	0	0
Paddock	1	0	0	0	0	2
Plasse	1	0	0	0	0	0
Lacroix	2	2	0	0	0	4
Wensink	2	0	0	0	0	0
Bouchard	3	0	0	0	0	2
Pichette	3	2	0	0	0	0
Rochefort	3	8	0	0	0	4
Clackson	4	2	0	0	0	4
Goulet	4	10	0	0	0	2

TOTAL 4 119 15 27 42 22-44

TOTAL 4 117 16 29 45 23-46

GOALTENDERS

	GP	MP	GA	SO	SAVES	AVG	W-L-T
Millen (P)	4	240	16	0	101	4.00	2-1-1
Bouchard (Q)	3	180	9	0	101	4.00	1-1-1
Plasse (Q)	1	60	6	0	33	6.00	0-1-0

PPG: Carlyle

A. Stastny 2, Ftorek & Richard

SHG: Ferguson - P. Stastny

SCORING SUMMARIES

PITTSBURGH VS St. LOUIS

1980-81	GP	W	L	T	PTS	GF	GA	PPG	SHG	PEN	PIM
PITTSBURGH	4	2	2	0	4	19	19	7-20	1	36	95
ST. LOUIS	4	2	2	0	4	19	19	9-22	1	35	95

AT PITTSBURGH (2-0-0)

Oct. 22 STL 3 (Staniowski) at PGH. 9 (Millen)
 Dec. 23 PGH. 3 (Millen) at STL 6 (Liut)
 Jan. 14 STL 3 (Staniowski) at PGH. 6 (Millen)
 Jan. 27 PGH. 1 (Ricci) at STL 7 (Pettersson)

AT ST. LOUIS (0-2-0)

WG - Anderson
 WG - Currie
 WG - Schutt

(St. Louis leads all-time series (36-29-12))

GOALS & SHOTS BY PERIODS

	1st	2nd	3rd	Total
PITTSBURGH	6-55	6-45	7-49	19-149
ST. LOUIS	7-43	8-49	4-43	19-135

PITTSBURGH

Player	GP	SOG	G	A	PTS	PIM
Kehoe	4	18	4	3	7	0
Schutt	4	15	3	2	5	2
Faubert	4	12	0	5	5	7
Lee	4	10	2	2	4	4
Gardner	3	4	1	3	4	0
Lonsberry	4	11	1	3	4	0
Stackhouse	4	8	1	3	4	6
Ferguson	4	9	2	1	3	0
Malone	3	7	0	3	3	6
Anderson	2	3	1	1	2	21
Hughes	3	8	1	1	2	6
Bullard	1	1	0	2	2	6
Carlyle	4	15	0	2	2	0
Sheppard	2	14	1	0	1	4
Libett	3	4	1	0	1	2
Johnson	4	7	1	0	1	0
Kindrachuk	1	2	0	1	1	7
Lupien	1	0	0	1	1	0
Burrows	2	0	0	1	1	0
McAdam	2	7	0	1	1	0
Hamilton	1	0	0	0	0	2
Marshall	1	0	0	0	0	0
Ricci	1	0	0	0	0	0
Thompson	1	0	0	0	0	2
Wolf	1	0	0	0	0	2
Baxter	2	4	0	0	0	9
Rissling	2	0	0	0	0	9
Millen	3	0	0	0	0	0

TOTAL 4 149 19 35 54 36-95

ST. LOUIS

Player	GP	SOG	G	A	PTS	PIM
Zuke	4	11	4	4	8	2
Babych	4	17	3	4	7	6
Durlop	4	9	0	6	6	2
Pettersson	4	12	3	2	5	0
Micheletti	4	8	0	5	5	4
Federko	4	8	1	3	4	6
Turnbull	4	6	1	2	3	32
Currie	2	6	2	0	2	0
Chapman	3	9	2	0	2	2
Norwich	2	12	0	2	2	0
Hart	3	3	0	2	2	0
Sutter	4	4	0	2	2	4
Brownschidle	3	4	1	0	1	0
Kea	3	7	1	0	1	0
Patey	4	5	1	0	1	2
Stewart	2	2	0	1	1	0
Heinz	1	0	0	0	0	0
Liut	1	0	0	0	0	0
Monahan	1	0	0	0	0	0
Klassen	2	2	0	0	0	2
Staniowski	2	0	0	0	0	0
Maxwell	3	4	0	0	0	16
Crombeen	4	4	0	0	0	0
Lapointe	4	4	0	0	0	17

TOTAL 4 135 19 33 52 35-95

GOALTENDERS

	GP	MP	GA	SO	SAVES	AVG	W-L-T
Millen (P)	3	180	11 (1)	0	86	3.67	2-1-0
Ricci (P)	1	60	7	0	30	7.00	0-1-0
Heinz (SL)	1	60	1	0	22	1.00	1-0-0
Liut (SL)	1	60	3	0	29	3.00	1-0-0
Staniowski (SL)	2	120	15	0	79	7.50	0-2-0

PPG: Kehoe, Sheppard, Libett, Anderson, Lonsberry, Schutt & Gardner
 Zuke 3, Chapman 2, Federko, Turnbull, Currie & Brownschidle

SHG Ferguson - Patey

SCORING SUMMARIES

1980-81	GP	W	L	T	PTS	GF	GA	PPG	SHG	PEN	PIM
PITTSBURGH	4	1	2	1	3	15	16	8-28	0	42	139
TORONTO	4	2	1	1	5	16	15	4-21	2	47	155

AT PITTSBURGH (1-1-0)

Oct. 21 PGH. 5 (Holland) at TOR. 8 (Crha)
 Nov. 5 TOR. 2 (Crha) at PGH. 1 (Millen)
 Dec. 3 PGH. 4 (Holland) at TOR. 4 (Crha)
 Mar. 25 TOR. 2 (Larocque) at PGH. 5 (Millen)

AT TORONTO (0-1-1)

WG - Saganiuk
 WG - Boschman
 WG - Stackhouse

(Toronto leads all-time series (30-28-12))

GOALS & SHOTS BY PERIODS

	1st	2nd	3rd	Total
PITTSBURGH	3-41	6-41	6-47	15-128
TORONTO	6-56	5-52	5-37	16-145

PITTSBURGH

Player	GP	SOG	G	A	PTS	PIM
Kehoe	4	14	4	3	7	2
Carlyle	4	15	2	2	4	13
Gardner	2	9	1	3	4	0
Stackhouse	4	11	2	1	3	6
Lonsberry	4	6	1	2	3	19
Johnson	4	7	1	1	2	0
Lee	4	6	1	1	2	4
Anderson	2	3	0	2	2	0
Faubert	4	5	0	2	2	10
Ferguson	4	7	0	2	2	12
Schutt	4	10	0	2	2	2
Marshall	2	3	1	0	1	0
Baxter	3	4	1	0	1	8
McAdam	3	2	1	0	1	0
Chorney	1	0	0	1	1	0
Kindrachuk	1	1	0	1	1	0
Price	1	5	0	1	1	2
Thompson	1	2	0	1	1	0
Sheppard	2	2	0	1	1	0
Burrows	1	0	0	0	0	4
Davis	1	0	0	0	0	0
Hamilton	1	1	0	0	0	5
Rissling	1	0	0	0	0	12
Wolf	1	0	0	0	0	2
Bullard	2	3	0	0	0	0
Holland	2	0	0	0	0	0
Lupien	2	2	0	0	0	0
Malone	2	3	0	0	0	4
Millen	2	0	0	0	0	0
Hughes	3	7	0	0	0	0
Bench						2
TOTAL	4	128	15	26	41	42-139

TORONTO

Player	GP	SOG	G	A	PTS	PIM
Salming	3	13	3	2	5	0
Hickey	4	7	1	3	4	6
Sittler	4	8	1	3	4	0
Turnbull	4	18	1	3	4	10
Paie ment	4	19	2	1	3	11
Anderson	3	8	1	2	3	0
Boschman	4	5	1	2	3	22
Saganiuk	3	8	2	0	2	0
Maloney	4	4	1	1	2	30
Boudreau	1	0	0	2	2	0
Farrish	4	6	0	2	2	8
Robert	1	5	1	0	1	0
Melrose	2	1	1	0	1	9
Martin	3	4	1	0	1	0
Picard	3	5	0	1	1	2
Farrigo	4	8	0	1	1	0
Ellis	1	0	0	0	0	0
Larocque	1	0	0	0	0	0
Sedlbauer	1	1	0	0	0	0
Zanussi	1	2	0	0	0	0
Gavin	2	1	0	0	0	2
Kirton	2	0	0	0	0	0
Crha	3	0	0	0	0	0
Duris	3	7	0	0	0	2
Shand	3	4	0	0	0	2
Vaive	4	11	0	0	0	49
Bench						2
TOTAL	4	145	16	23	39	47-155

GOALTENDERS

	GP	MP	GA	SO	SAVES	AVG	W-L-T
Millen (P)	2	120	4	0	61	2.00	1-1-0
Holland (P)	2	120	12	0	68	6.00	0-1-1
Crha (T)	3	180	10	0	83	3.33	2-0-1
Larocque (T)	1	60	5	0	30	5.00	0-1-0

PPG: Carlyle 2, Kehoe 2, Stackhouse, Lonsberry, Gardner & Lee
 Paiement 2, Maloney & Sittler

100 SHG: Salming & Melrose

SCORING SUMMARIES

1980-81	GP	W	L	T	PTS	GF	GA	PPG	SHG	PEN	PIM
PITTSBURGH	4	0	3	1	1	13	23	4-21	1	35	135
VANCOUVER	4	3	0	1	7	23	13	5-18	1	43	167

AT PITTSBURGH (0-1-1)

Nov. 26 VAN. 7 (Brodeur) at PGH. 4 (Millen)
 Dec. 19 PGH. 4 (Holland/Millen) at VAN. 1 (Bromley)
 Feb. 14 VAN. 2 (Brodeur) at PGH. 2 (Millen)
 Mar. 17 PGH. 3 (Millen) at VAN. 4 (Bromley)

AT VANCOUVER (0-2-0)

WG - Fraser
 WG - Rota
 WG - Butler

(Pittsburgh leads all-time series (28-16-6))

GOALS & SHOTS BY PERIODS

	1st	2nd	3rd	Total
PITTSBURGH	4-53	5-49	4-37	13-139
VANCOUVER	8-40	6-38	9-36	23-114

PITTSBURGH

Player	GP	SOG	G	A	PTS	PIM
Kehoe	4	26	4	3	7	0
Gardner	4	15	3	2	5	2
Lonsberry	4	8	0	5	5	0
Carlyle	3	8	2	2	4	4
Lee	3	12	1	3	4	10
Ferguson	4	10	1	2	3	2
Faubert	3	3	0	3	3	12
Schutt	4	10	1	1	2	2
Chorney	1	1	1	0	1	10
Sheppard	2	6	0	1	1	2
Johnson	3	4	0	1	1	10
Malone	3	6	0	1	1	6
Stackhouse	3	4	0	1	1	0
Bullard	1	0	0	0	0	2
Hamilton	1	2	0	0	0	0
Holland	1	0	0	0	0	0
Price	1	5	0	0	0	0
Baxter	2	2	0	0	0	8
Libett	2	1	0	0	0	0
Lupien	2	0	0	0	0	0
McAdam	2	6	0	0	0	0
Rissling	2	2	0	0	0	19
Thompson	2	3	0	0	0	0
Hughes	3	2	0	0	0	24
Burrows	4	1	0	0	0	0
Millen	4	0	0	0	0	0
Wolf	4	2	0	0	0	20
Bench						2
TOTAL	4	139	13	25	38	35-135

VANCOUVER

Player	GP	SOG	G	A	PTS	PIM
Smyl	4	11	4	3	7	36
Gradin	4	4	0	7	7	10
McCarthy	4	7	3	3	6	10
Schmautz	4	10	1	5	6	16
Rota	4	8	3	2	5	0
Boldirey	4	10	2	3	5	4
Ashton	4	7	2	2	4	0
Brasar	4	4	2	2	4	0
Butler	4	5	2	2	4	2
Williams	4	8	2	1	3	8
Marois	3	4	0	3	3	8
Snepsts	4	5	0	3	3	38
Stackhouse	4	8	1	1	2	19
Minor	4	5	1	1	2	8
Manno	1	2	0	2	2	4
Lanz	3	3	0	2	2	0
Campbell	2	4	0	1	1	2
Lindgren	2	3	0	1	1	0
Christie	1	0	0	0	0	0
MacDonald	1	5	0	0	0	0
Brodeur	2	0	0	0	0	0
Bromley	2	0	0	0	0	0
Kearns	3	1	0	0	0	0
Bench						2
TOTAL	4	114	23	44	67	43-167

GOALTENDERS

	GP	MP	GA	SO	SAVES	AVG	W-L-T
Millen (P)	4	218	17	0	82	4.68	0-2-1
Holland (P)	1	22	6	0	9	16.36	0-1-0
Brodeur (V)	2	120	6	0	68	3.00	1-0-1
Bromley (V)	2	120	7	0	58	3.50	2-0-0

PPG: Gardner 2, Carlyle & Schutt
 McCarthy 2, Smyl, Rota & Williams

SHG: Carlyle & Smyl

SCORING SUMMARIES

PITTSBURGH VS WASHINGTON

1980-81	GP	W	L	T	PTS	GF	GA	PPG	SHG	PEN	PIM
PITTSBURGH	4	2	1	1	5	18	14	4-19	1	26	63
WASHINGTON	4	1	2	1	3	14	18	5-20	1	24	51

AT PITTSBURGH (0-1-1)

Nov. 12 WASH. 3 (Stephenson) at PGH. 1 (Holland)

Dec. 12 PGH. 6 (Holland) at WASH. 2

(Palmateer/Stephenson)

Jan. 31 WASH. 4 (Parro) at PGH. 4 (Millen)

Feb. 26 PGH. 7 (Millen) at WASH. 5 (Palmateer)

(Pittsburgh leads all-time series (20-15-5))

AT WASHINGTON (2-0-0)

WG - Maruk

WG - Malone

WG - Malone

GOALS & SHOTS BY PERIODS

	1st	2nd	3rd	Total
PITTSBURGH	9-50	7-49	2-39	18-138
WASHINGTON	5-42	3-46	6-32	14-120

PITTSBURGH

Player	GP	SOG	G	A	PTS	PIM
Faubert	4	7	0	5	5	11
Lee	4	16	2	2	4	4
Carlyle	4	14	1	3	4	10
Lonsberry	4	6	1	3	4	16
Johnson	4	7	0	4	4	2
Malone	3	9	3	0	3	0
Sheppard	3	7	1	2	3	2
Gardner	3	6	1	2	3	0
Hughes	4	6	1	2	3	2
Stackhouse	4	6	0	3	3	2
Libett	3	4	2	0	2	0
McAdam	2	3	1	1	2	0
Thompson	2	7	1	1	2	0
Kehoe	4	13	1	1	2	0
Hamilton	1	1	1	0	1	0
Anderson	2	5	1	0	1	2
Ferguson	4	10	1	0	1	0
Baxter	2	0	0	1	1	2
Davis	1	0	0	0	0	0
Wolf	1	1	0	0	0	6
Holland	2	0	0	0	0	0
Lupien	2	2	0	0	0	0
Millen	2	0	0	0	0	0
Burrows	3	1	0	0	0	4
Schutt	4	7	0	0	0	0

WASHINGTON

Player	GP	SOG	G	A	PTS	PIM
Maruk	4	15	5	0	5	2
Fronovost	4	8	2	2	4	0
Gartner	4	19	2	1	3	2
Tookey	1	0	0	3	3	0
Gustafsson	4	4	0	3	3	0
Hangsleben	4	6	0	3	3	10
Ververgaert	4	1	0	2	2	0
Lofthouse	1	2	1	0	1	0
Theberge	1	1	1	0	1	0
Smith	2	3	1	0	1	0
Jarvis	3	5	1	0	1	2
Ribble	4	12	1	0	1	2
Palmateer	2	0	0	1	1	0
Cnarron	3	7	0	1	1	0
Walker	3	4	0	1	1	0
Bouchard	4	3	0	1	1	4
Green	4	5	0	1	1	4
Kelly	4	6	0	1	1	4
Walter	4	6	0	1	1	6
Currie	1	3	0	1	1	0
Edberg	1	0	0	0	0	0
Labre	1	1	0	0	0	0
Parro	1	0	0	0	0	0
Veitch	1	3	0	0	0	0
Stephenson	2	0	0	0	0	0
McTaggart	3	2	0	0	0	6
Mulvey	3	4	0	0	0	7
Bench						2
TOTAL	4	120	14	22	36	24-51

GOALTENDERS

	GP	MP	GA	SO	SAVES	AVG	W-L-T
Holland (P)	2	120	5	0	57	2.50	1-1-0
Millen (P)	2	120	9	0	55	4.50	1-0-1
Stephenson (W)	2	113	5	0	55	2.65	1-1-0
Parro (W)	1	60	4	0	31	4.00	0-0-1
Palmateer (W)	2	67	9	0	34	8.07	0-1-0

PPG: Sheppard, Lee, Kehoe & Lonsberry
Pronovost 2, Maruk, Smith & Ribble

SHG: Carlyle & Maruk

SCORING SUMMARIES

PITTSBURGH VS WINNIPEG

1980-81	GP	W	L	T	PTS	GF	GA	PPG	SHG	PEN	PIM
PITTSBURGH	4	4	0	0	8	18	14	7-16	0	47	190
WINNIPEG	4	0	4	0	0	14	18	3-23	0	40	192

AT PITTSBURGH (2-0-0)

Oct. 11 WPG. 4 (Middlebrook) at PGH. 5 (Millen)

Oct. 31 PGH. 6 (Millen) at WPG. 5 (Mattsson/Middlebrook)

Feb. 4 PGH. 3 (Ricci) at WPG. 2 (Hamel)

Feb. 25 WPG. 3 (Dion) at PGH. 4 (Millen)

(Pittsburgh leads all-time series (8-0-0))

AT WINNIPEG (2-0-0)

WG - Lonsberry

WG - Schutt

WG - Lee

WG - Faubert

GOALS & SHOTS BY PERIODS

	1st	2nd	3rd	Total
PITTSBURGH	5-44	6-47	7-39	18-130
WINNIPEG	7-36	2-33	5-35	14-104

PITTSBURGH

Player	GP	SOG	G	A	PTS	PIM
Carlyle	4	13	0	7	7	6
Ferguson	4	9	1	5	6	0
Kehoe	4	17	3	2	5	0
Schutt	4	11	3	2	5	13
Lonsberry	4	12	3	1	4	2
Kindrachuk	1	4	2	2	4	7
Lee	4	5	2	2	4	27
Malone	3	5	1	3	4	2
Anderson	3	4	0	3	3	26
Baxter	4	3	1	1	2	16
Faubert	3	3	1	0	1	2
Sheppard	3	6	1	0	1	4
Gardner	2	8	0	1	1	0
Libett	2	0	0	1	1	0
Thompson	2	5	0	1	1	0
Millen	3	0	0	1	1	0
Stackhouse	4	7	0	1	1	24
Bullard	1	0	0	0	0	5
Burrows	1	2	0	0	0	0
Lupien	1	0	0	0	0	2
McAdam	1	1	0	0	0	0
Ricci	1	0	0	0	0	0
Wolf	1	0	0	0	0	0
Marshall	2	2	0	0	0	0
Rissling	2	3	0	0	0	11
Hughes	4	3	0	0	0	41
Johnson	4	0	0	0	0	0
Bench						2

WINNIPEG

Player	GP	SOG	G	A	PTS	PIM
Lukowich	3	9	2	3	5	6
Christian	4	8	2	3	5	0
Geoffrion	4	4	2	2	4	12
Sullivan	3	2	0	4	4	20
Wilson	4	12	2	1	3	10
Spring	4	1	0	3	3	0
Markell	2	1	1	1	2	7
Marsh	2	11	1	1	2	2
Melrose	1	2	1	0	1	7
Dudley	2	6	1	0	1	0
Steen	2	4	1	0	1	0
Small	3	4	1	0	1	27
Eaves	1	0	0	1	1	0
Manery	1	1	0	1	1	0
Campbell	2	3	0	1	1	0
Babych	3	8	0	1	1	27
Mantha	3	5	0	1	1	0
Dupont	4	9	0	1	1	2
Cameron	1	1	0	0	0	9
Cory	1	0	0	0	0	0
Dion	1	0	0	0	0	0
Drouin	1	0	0	0	0	2
Hamel	1	0	0	0	0	0
Lecuyer	1	0	0	0	0	14
Long	1	2	0	0	0	0
Mattsson	1	0	0	0	0	0
Mulhern	1	1	0	0	0	0
Plantery	1	0	0	0	0	2
Bowness	2	2	0	0	0	0
Legge	2	0	0	0	0	0
Mann	2	1	0	0	0	39
Middlebrook	2	0	0	0	0	0
Trimper	2	1	0	0	0	0
Lindstrom	4	6	0	0	0	0
Bench						4
TOTAL	4	104	14	24	38	40-192

GOALTENDERS

	GP	MP	GA	SO	SAVES	AVG	W-L-T
Ricci (P)	1	60	2	0	22	2.00	1-0-0
Millen (P)	3	180	12	0	68	4.00	3-0-0
Hamel (W)	1	60	3	0	31	3.00	0-1-0
Dion (W)	1	60	4	0	33	4.00	0-1-0
Middlebrook (W)	2	67	5	0	33	4.48	0-1-0
Mattsson (W)	1	53	6	0	15	6.79	0-1-0

PPG: Kehoe 3, Kindrachuk, Baxter, Schutt & Lonsberry
Marsh, Christian & Markell

SCORING SUMMARIES

PITTSBURGH VS ST. LOUIS

1980-81	GP	W	L	PTS	GF	GA	PPG	SHG	PEN	PIM
PITTSBURGH	5	2	3	4	21	20	6-24	1	55	141
ST. LOUIS	5	3	2	6	20	21	8-23	0	55	133

AT PITTSBURGH (1-1)

Apr. 8 PGH 2 (Millen) at STL 4 (Liut)
 Apr. 9 PGH. 6 (Millen) at STL 4 (Liut)
 Apr. 11 STL 5 (Liut) at PGH. 4 (Millen)
 Apr. 12 STL 3 (Liut) at PGH. 6 (Millen)
 Apr. 14 PGH. 3 (Millen) at STL 4 (Liut)

AT ST. LOUIS (1-2)

WG - Pettersson
 WG - Schutt
 WG - Federko
 WG - Bullard
 WG - Crombeen
 (25:16 ovt)

(St. Louis won series (3-2))

GOALS & SHOTS BY PERIODS

	1st	2nd	3rd	Ovt	Total
PITTSBURGH	4-51	10-58	7-45	0-18	22-172
ST. LOUIS	6-62	8-53	5-50	1-14	20-179

PITTSBURGH

Player	GP	SOG	G	A	PTS	PIM
Carlyle	5	24	4	5	9	9
Ferguson	5	14	2	6	8	9
Bullard	4	14	3	3	6	0
Schutt	5	16	3	3	6	16
Sheppard	5	8	2	4	6	2
Malone	5	11	2	3	5	16
Lee	5	10	0	4	4	4
Johnson	5	13	2	1	3	6
Kehoe	5	16	0	3	3	0
Faubert	5	13	1	1	2	4
Price	5	6	1	1	2	21
Gardner	5	13	1	0	1	8
Chorney	2	0	0	1	1	2
Stackhouse	4	4	0	1	1	6
Baxter	5	4	0	1	1	28
Rissling	5	0	0	1	1	4
Burrows	1	0	0	0	0	0
Lonsberry	5	3	0	0	0	2
Millen	5	0	0	0	0	0
Bench						4
TOTAL	5	172	21	38	59	55-141

ST. LOUIS

Player	GP	SOG	G	A	PTS	PIM
Federko	5	19	4	6	10	2
Currie	5	9	2	7	9	4
Micheletti	5	16	1	8	9	4
Zuke	5	9	3	1	4	0
Sutter	5	14	2	2	4	27
Chapman	4	9	1	2	3	4
Lapointe	5	6	1	2	3	12
Patey	5	15	0	3	3	19
Crombeen	5	6	2	0	2	4
Klassen	5	7	2	0	2	2
Dunlop	5	7	0	2	2	0
Babych	5	17	1	0	1	4
Pettersson	5	17	1	0	1	0
Brownschilde	5	10	0	1	1	2
Kea	5	9	0	1	1	2
Monahan	1	0	0	0	0	4
Stewart	1	3	0	0	0	2
Hart	4	1	0	0	0	10
Liut	5	0	0	0	0	0
Maxwell	5	5	0	0	0	27
Bench						4
TOTAL	4	179	20	35	55	55-133

GOALTENDERS

	GP	MP	GA	SO	SAVES	AVG	W-L-T
Millen (P)	5	325	19 (1)	0	159	3.51	2-3
Liut (SL)	5	325	21	0	150	3.88	3-2

PPG: Faubert, Schutt, Sheppard, Bullard, Johnson & Gardner
 Federko 3, Zuke 3, Micheletti & Sutter

SHG: Carlyle

1970 PLAYOFFS

DATE	CITY	RESULTS	WINNING GOAL	WINNING GOALIE
Wed. Apr. 8	at Pittsburgh	Penguins 2, Oakland 1	Harbaruk	Binkley
Thu. Apr. 9	at Pittsburgh	Penguins 3, Oakland 1	Boyer	Binkley
Sat. Apr. 11	at Oakland	Penguins 5, Oakland 2	Pronovost	Binkley
Sun. Apr. 12	at Oakland	Penguins 3, Oakland 2*	Briere	Binkley
(Pittsburgh wins Quarter-Finals 4-0)				
Sun. Apr. 19	at St. Louis	St. Louis 3, Penguins 1	Goyette	Hall
Tue. Apr. 21	at St. Louis	St. Louis 4, Penguins 1	Keenan	Plante
Thu. Apr. 23	at Pittsburgh	Penguins 3, St. Louis 2	Briere	Binkley
Sun. Apr. 26	at Pittsburgh	Penguins 2, St. Louis 1	Briere	A. Smith
Tue. Apr. 28	at St. Louis	St. Louis 5, Penguins 0	St. Marseille	Plante
Thu. Apr. 30	at Pittsburgh	St. Louis 4, Penguins 3	Keenan	Hall
(St. Louis wins Semi-Finals 4-2)				

1972 PLAYOFFS

DATE	CITY	RESULTS	WINNING GOAL	WINNING GOALIE
Wed. Apr. 5	at Chicago	Chicago 3, Penguins 1	Pappin	Esposito
Thu. Apr. 6	at Chicago	Chicago 3, Penguins 2	Maki	Esposito
Sat. Apr. 9	at Pittsburgh	Chicago 2, Penguins 0	Bordeleau	G. Smith
Sun. Apr. 9	at Pittsburgh	Chicago 6, Penguins 5*	Martin	Desjardins
(Chicago wins Quarter-Finals 4-0)				

1975 PLAYOFFS

DATE	CITY	RESULTS	WINNING GOAL	WINNING GOALIE
Tue. Apr. 5	at Pittsburgh	Penguins 4, St. Louis 3	Larouche	Inness
Thu. Apr. 10	at St. Louis	Penguins 5, St. Louis 3	Campbell	Inness
(Pittsburgh wins Preliminary Round 2-0)				
Sun. Apr. 13	at Pittsburgh	Penguins 5, NY Islanders 4	Burrows	Inness
Tue. Apr. 15	at Pittsburgh	Penguins 3, NY Islanders 1	MacDonald	Inness
Thu. Apr. 17	at NY Islanders	Penguins 6, NY Islanders 4	Apps	Inness
Sun. Apr. 20	at NY Islanders	Islanders 3, Penguins 1	Gillies	Resch
Tue. Apr. 22	at NY Islanders	NY Islanders 4, Penguins 2	Westfall	Resch
Thu. Apr. 24	at Pittsburgh	NY Islanders 4, Penguins 1	Howatt	Resch
Sat. Apr. 26	at Pittsburgh	NY Islanders 1, Penguins 0	Westfall	Resch
(NY Islanders win Quarter-Finals 4-0)				

1976 PLAYOFFS

DATE	CITY	RESULTS	WINNING GOAL	WINNING GOALIE
Tue. Apr. 6	at Toronto	Toronto 4, Penguins 1	McDonald	Thomas
Thu. Apr. 8	at Pittsburgh	Penguins 2, Toronto 0	MacDonald	Plasse
Fri. Apr. 9	at Toronto	Toronto 4, Penguins 0	McKenny	Thomas
(Toronto wins Preliminary Round 2-1)				

1977 PLAYOFFS

DATE	CITY	RESULTS	WINNING GOAL	WINNING GOALIE
Tue. Apr. 5	at Pittsburgh	Toronto 4, Penguins 2	Williams	Thomas
Thu. Apr. 7	at Toronto	Penguins 6, Toronto 4	Malone	Herron
Sat. Apr. 9	at Pittsburgh	Toronto 5, Penguins 2	McDonald	Palmateer
(Toronto wins Preliminary Round 2-1)				

1979 PLAYOFFS

DATE	CITY	RESULTS	WINNING GOAL	WINNING GOALIE
Tue. Apr. 10	at Buffalo	Penguins 4, Buffalo 3	Kindrachuk	Herron
Thu. Apr. 12	at Pittsburgh	Buffalo 3, Penguins 1	Richard	Sauve
Sat. Apr. 14	at Buffalo	Penguins 4, Buffalo 3*	Ferguson	Herron
(Pittsburgh wins Preliminary Round 2-1)				
Mon. Apr. 16	at Boston	Boston 6, Penguins 2	Milbury	Cheevers
Wed. Apr. 18	at Boston	Boston 4, Penguins 3	Miller	Cheevers
Sat. Apr. 21	at Pittsburgh	Boston 2, Penguins 1	Middleton	Cheevers
Sun. Apr. 22	at Pittsburgh	Boston 4, Penguins 1	Ratelle	Cheevers
(Boston wins Quarter-Finals 4-0)				

1980 PLAYOFFS

DATE	CITY	RESULTS	WINNING GOAL	WINNING GOALIE
Tue. Apr. 8	at Boston	Penguins 4, Boston 2	Johnson	Millen
Thu. Apr. 10	at Boston	Boston 4, Penguins 1	Marcotte	Cheevers
Sat. Apr. 12	at Pittsburgh	Penguins 4, Boston 1	Lonsberry	Millen
Sun. Apr. 13	at Pittsburgh	Boston 8, Penguins 3	McNab	Cheevers
Mon. Apr. 14	at Boston	Boston 6, Penguins 2	Foster	Cheevers
(Boston wins Preliminary Round 3-2)				

1981 PLAYOFFS

DATE	CITY	RESULTS	WINNING GOAL	WINNING GOALIE
Wed. Apr. 8	at St. Louis	St. Louis 4, Penguins 2	Pettersson	Liut
Thu. Apr. 9	at St. Louis	Penguins 6, St. Louis 4	Schutt	Millen
Sat. Apr. 11	at Pittsburgh	St. Louis 5, Penguins 4	Federko	Liut
Sun. Apr. 12	at Pittsburgh	Penguins 6, St. Louis 3	Bullard	Millen
Tue. Apr. 14	at St. Louis	St. Louis 4, Penguins 3*	Crombeen	Liut
(St. Louis wins Preliminary Round 3-2)				

* overtime
 ** double overtime

PITTSBURGH PLAYOFF CAREER SCORING

NAME	GP	G	A	PTS	PIM
Jean Pronovost	29	9	9	18	12
Rick Kehoe	32	2	14	16	0
George Ferguson	17	4	10	14	13
Ron Schock	29	2	12	14	23
Ron Stackhouse	31	5	8	13	38
Rod Schutt	17	7	4	11	26
Gregg Sheppard	17	4	7	11	2
Pierre Larouche	15	2	9	11	2
Lowell MacDonald	15	6	4	10	8
Randy Carlyle	17	5	5	10	25
Bob Kelly	15	6	3	9	23
Colin Campbell	19	2	7	9	51
Michel Briere	10	5	3	8	17
Syl Apps	19	4	4	8	23
Greg Malone	15	3	5	8	28
Peter Lee	16	0	8	8	4
Ken Schinkel	13	6	1	7	4
Vic Hadfield	10	5	2	7	8
Mark Johnson	10	4	3	7	6
Dean Prentice	12	2	5	7	9
Mike Bullard	4	2	3	6	0
Gary McAdam	12		3	6	9
Chuck Arnason	9		4	6	4
Orest Kindrachuk	7		1	5	7
Ross Lonsberry	17		3	5	13
Tom Bladon	8		5	5	2
Nick Harbaruk	14	3	1	4	20
Mario Faubert	10	2	2	4	6
Duane Rupp		2	2	4	8
Dave Burrows		1	3	4	16
Keith McCreary		0	4	4	6
Bob Leiter	4	3	0	3	0
Jim Hamilton	6	3	0	3	0
Blair Chapman	10	2	1	3	9
Wally Boyer	10	1	2	3	0
Dunc McCallum	10	1	2	3	12
Bob Woytowich	10	1	2	3	2
Jim Morrison	8	0	3	3	10
Russ Anderson	10	0	3	3	28
Bryan Hextall	14	0	3	3	43
Stan Gilbertson	3	1	1	2	2
Nick Libett	5	1	1	2	0
Pat Price	5	1	1	2	21
Bob Stewart	5	1	1	2	2
Darryl Edestrand	4	0	2	2	0
Greg Polis	4	0	2	2	0
Glen Sather	10	0	2	2	17
Val Fonteyne	14	0	2	2	2
Paul Gardner	5	1	0	1	8
Pete Laframboise	9	1	0	1	0
Marc Chorney	2	0	1	1	2
Pete Mahovlich	2	0	1	1	0
Don Awrey	3	0	1	1	6
Wayne Bianchin	3	0	1	1	6
Jacques Cossette	3	0	1	1	4
Ed Van Impe	3	0	1	1	2

PITTSBURGH PLAYOFF CAREER SCORING

NAME	GP	G	A	PTS	PIM
Tim Horton	4	0	1	1	2
Al McDonough	4	0	1	1	0
Eddie Shack	4	0	1	1	15
Paul Baxter	5	0	1	1	28
Gary Rissling	5	0	1	1	4
Barry Wilkins	6	0	1	1	4
Bob Paradise	7	0	1	1	17
Bob McManama	8	0	1	1	6
Dennis Owchar	8	0	1	1	6
Tracy Pratt	10	0	1	1	51
Paul Marshall	1	0	0	0	0
Mike Corrigan	2	0	0	0	0
Lex Hudson	2	0	0	0	0
Larry Bignell	3	0	0	0	2
Kim Clackson	3	0	0	0	37
Al Smith	3	0	0	0	0
Simon Nolet	3	0	0	0	0
Michel Plasse	3	0	0	0	0
Steve Cardwell	4	0	0	0	2
Kim Davis	4	0	0	0	0
Jim Rutherford	4	0	0	0	0
Dale Tallon	4	0	0	0	4
Pat Hughes	5	0	0	0	21
Les Binkley	7	0	0	0	0
Bob Blackburn	7	0	0	0	4
Gary Inness	9	0	0	0	2
Denis Herron	10	0	0	0	5
Greg Millen	10	0	0	0	0
Lew Morrison	13	0	0	0	0
Bryan Watson	14	0	0	0	38
Bench					6
TOTAL	46	122	198	320	843

GOALTENDING

	GP	MP	GF	GA	ENG	SO	SAVES	AVG	W-L
Les Binkley	7	428	18	15	0	0	183	2.10	5-2
Gary Inness	9	540	27	24	3	0	271	2.67	5-4
Michel Plasse	3	180	3	8	0	1	85	2.67	1-2
Al Smith	3	180	5	10	0	0	79	3.33	1-2
Denis Herron	10	601	21	35	3	0	300	3.49	3-7
Jim Rutherford	4	240	8	14	0	0	131	3.50	0-4
Greg Millen	10	625	35	40	1	0	297	3.84	4-6
TOTAL	46	3094	122	146	7	1	1346	2.97	19-27

PITTSBURGH PENGUIN PLAYOFF RECORDS SERIES

MOST GOALS, BOTH TEAMS:

- 2 - game series 15 (1975) Pittsburgh 9, St. Louis 6
- 3 - game series 23 (1977) Toronto 13, Pittsburgh 10
- 4 - game series 23 (1979) Boston 16, Pittsburgh 7
- 5 - game series 41 (1981) Pittsburgh 21, St. Louis 20
- 6 - game series 29 (1970) St. Louis 19, Pittsburgh 10
- 7 - game series 39 (1975) NY Islanders 21, Pittsburgh 18

MOST GOALS, PITTSBURGH:

- 2 - game series 9 (1975) vs St. Louis
- 3 - game series 10 (1977) vs Toronto
- 4 - game series 13 (1970) vs Oakland
- 5 - game series 21 (1981) vs St. Louis
- 6 - game series 10 (1970) vs St. Louis
- 7 - game series 18 (1975) vs NY Islanders

MOST GOALS, OPPONENTS:

- 2 - game series 6 (1975) vs St. Louis
- 3 - game series 13 (1977) vs Toronto
- 4 - game series 16 (1979) vs Boston
- 5 - game series 21 (1980) vs Boston
- 6 - game series 19 (1970) vs St. Louis
- 7 - game series 21 (1975) vs NY Islanders

FEWEST GOALS, BOTH TEAMS:

- 2 - game series 15 (1975) Pittsburgh 9, St. Louis 6
- 3 - game series 11 (1976) Toronto 8, Pittsburgh 3
- 4 - game series 17 (1970) Pittsburgh 13, Oakland 4
- 5 - game series 36 (1980) Boston 21, Pittsburgh 15
- 6 - game series 29 (1970) St. Louis 9, Pittsburgh 10
- 7 - game series 39 (1975) NY Islanders 21, Pittsburgh 18

FEWEST GOALS, PITTSBURGH:

- 2 - game series 9 (1975) vs St. Louis
- 3 - game series 3 (1976) vs Toronto
- 4 - game series 7 (1979) vs Boston
- 5 - game series 15 (1980) vs Boston
- 6 - game series 10 (1970) vs St. Louis
- 7 - game series 18 (1975) vs NY Islanders

FEWEST GOALS, OPPONENTS:

- 2 - game series 6 (1975) vs St. Louis
- 3 - game series 8 (1976) vs Toronto
- 4 - game series 4 (1970) vs Oakland
- 5 - game series 20 (1981) vs St. Louis
- 6 - game series 19 (1970) vs Oakland
- 7 - game series 21 (1975) vs NY Islanders

GAME

MOST GOALS, BOTH TEAMS, HOME GAME: 11 (April 9, 1972) Chicago 6, Pittsburgh 5 (Ovt.); 11 (April 13, 1980) Boston 8, Pittsburgh 3

MOST GOALS, BOTH TEAMS, AWAY GAME: 10 (April 17, 1975) Pittsburgh 6, NY Islanders 4; 10 (April 7, 1977) Pittsburgh 6, Toronto 4; 10 (April 9, 1981) Pittsburgh 6, St. Louis 4

FEWEST GOALS, BOTH TEAMS, HOME GAME: 1 (April 26, 1975) NY Islanders 1, Pittsburgh 0

FEWEST GOALS, BOTH TEAMS, AWAY GAME: 4 (April 19, 1970) Pittsburgh 1 at St. Louis 3; 4 (April 5, 1972) Pittsburgh 1 at Chicago 3; 4 (April 20, 1975) Pittsburgh 1 at NY Islanders 3; 4 (April 9, 1976) Pittsburgh 0 at Toronto 4

MOST GOALS FOR, HOME GAME: 6 (April 12, 1981) vs St. Louis

MOST GOALS FOR, AWAY GAME: 6 (April 17, 1975) at NY Islanders; 6 (April 7, 1977) at Toronto; 6 (April 9, 1981) at St. Louis

MOST GOALS AGAINST, HOME GAME: 8 (April 13, 1980) vs Boston

MOST GOALS AGAINST, AWAY GAME: 6 (April 16, 1979) at Boston; 6 (April 13, 1980) at Boston

FEWEST GOALS FOR, HOME GAME: 0 (April 8, 1972) vs Chicago; 0 (April 26, 1975) vs NY Islanders

FEWEST GOALS FOR, AWAY GAME: 0 (April 28, 1970) at St. Louis; 0 (April 9, 1976) at Toronto

FEWEST GOALS AGAINST, HOME GAME: 0 (April 8, 1976) vs Toronto

FEWEST GOALS AGAINST, AWAY GAME: (April 12, 1970) at Oakland

PLAYOFF RECORDS - PERIODS

MOST GOALS, BOTH TEAMS, HOME PERIOD: 5 (April 9, 1972) Chicago 4 at Pittsburgh 1; 5 (April 13, 1980) Boston 5 at Pittsburgh 0

MOST GOALS, BOTH TEAMS, AWAY PERIOD: 6 (April 17, 1975) Pittsburgh 3 at NY Islanders 3

SCORELESS PERIODS: 17 (April 9, 1981 last one)

MOST GOALS FOR, HOME PERIOD: 4 (April 9, 1972) vs Chicago

MOST GOALS FOR, AWAY PERIOD: 4 (April 9, 1981) at St. Louis

MOST GOALS AGAINST, HOME PERIOD: 5 (April 13, 1980) vs Boston

MOST GOALS AGAINST, AWAY PERIOD: 3 (April 19, 1970) at St. Louis; 3 (April 21, 1970) at St. Louis; 3 (April 17, 1975) at NY Islanders

PENALTY RECORDS - SERIES

MOST PENALTIES, BOTH TEAMS: 110 (1981) Pittsburgh 55, St. Louis 55

FEWEST PENALTIES, BOTH TEAMS: 24 (1975) St. Louis 15, Pittsburgh 9

MOST PENALTY MINUTES, BOTH TEAMS: 306 (1970) Pittsburgh 162, St. Louis 144

FEWEST PENALTY MINUTES, BOTH TEAMS: 61 (1976) Toronto 36 Pittsburgh 25

MOST PENALTIES, PITTSBURGH: 55 (1981) vs St. Louis

MOST PENALTIES, OPPONENT: 55 (1981) vs St. Louis

FEWEST PENALTIES, PITTSBURGH: 9 (1975) vs St. Louis

FEWEST PENALTIES, OPPONENT: 15 (1975) vs St. Louis; 15 (1976) vs Toronto

MOST PENALTY MINUTES, PITTSBURGH: 162 (1970) vs St. Louis

MOST PENALTY MINUTES, OPPONENT: 144 (1970) vs St. Louis

FEWEST PENALTY MINUTES, PITTSBURGH: 18 (1975) vs St. Louis

FEWEST PENALTY MINUTES, OPPONENT: 36 (1976) vs Toronto

PENALTY RECORDS - GAME

MOST PENALTIES, HOME GAME, BOTH TEAMS: 28 (April 11, 1981) St. Louis 15, Pittsburgh 13
MOST PENALTIES, AWAY GAME, BOTH TEAMS: 30 (April 19, 1970) Pittsburgh 18, St. Louis 12
FEWEST PENALTIES, HOME GAME, BOTH TEAMS: 8 (April 26, 1970) St. Louis 4 at Pittsburgh 4; 8 (April 5, 1977) Toronto 5 at Pittsburgh 3
FEWEST PENALTIES, AWAY GAME, BOTH TEAMS: 7 (April 17, 1975) Pittsburgh 5 at NY Islanders 3; 7 (April 9, 1976) Pittsburgh 3 at Toronto 4
MOST PENALTIES, PITTSBURGH: 18 (April 19, 1970) at St. Louis
MOST PENALTIES, OPPONENT: 15 (April 11, 1981) vs St. Louis
FEWEST PENALTIES, PITTSBURGH: 3 (Three times - last time April 22, 1979 vs Boston)
FEWEST PENALTIES, OPPONENT: 3 (Four times - last time April 21, 1979 vs Boston)

PITTSBURGH PENGUIN PLAYOFF RECORDS ALL-TIME

MOST GAMES PLAYED: 32 - Rick Kehoe; 31 - Ron Stackhouse
MOST GOALS: 9 - Jean Pronovost; 7 - Rod Schutt
MOST ASSISTS: 14 - Rick Kehoe; 12 - Ron Schock
MOST POINTS: 18 - Jean Pronovost; 16 - Rick Kehoe
MOST PENALTY MINUTES: 51 - Tracy Pratt; 51 - Colin Campbell
MOST GAMES PLAYED, GOALIE: 10 - Denis Herron; 9 - Gary Inness
MOST MINUTES PLAYED, GOALIE: 601 - Denis Herron; 540 - Gary Inness

ONE PLAYOFF YEAR

MOST GOALS: 5 - Michel Briere (1970); 5 - Rob Kelly (1975); 4 - Ken Schinkel (1970); 4 - Vic Hadfield (1975); 4 - Lowell MacDonald (1975); 4 - Orest Kindrachuk (1979); 4 - Randy Carlyle (1981)
MOST ASSISTS: 6 - Ron Schock (1970); 6 - Ron Stackhouse (1975); 6 - George Ferguson (1981); 5 - Dean Prentice (1970); 5 - Pierre Larouche (1975); 5 - Rick Kehoe (1980); 5 - Randy Carlyle (1981)
MOST POINTS: 9 - Randy Carlyle (1981); 8 - Michel Briere (1970); 8 - Bob Kelly (1975); 8 - Ron Stackhouse (1975); 8 - George Ferguson (1980)
MOST PENALTY MINUTES: 51 - Tracy Pratt (1970); 34 - Bryan Hextall (1970)
MOST GOALS, DEFENSEMAN: 4 - Randy Carlyle (1981)
MOST ASSISTS, DEFENSEMAN: 6 - Ron Stackhouse (1975)
MOST POINTS, DEFENSEMAN: 9 - Randy Carlyle (1981)

ONE PLAYOFF SERIES

MOST GOALS: 4 - Michel Briere (1970); 4 - Bob Kelly (1975); 4 - Lowell MacDonald (1975); 4 - Randy Carlyle (1981)
MOST ASSISTS: 6 - George Ferguson (1981); 5 - Ron Schock (1970); 5 - Rick Kehoe (1980)
MOST POINTS: 9 - Randy Carlyle (1981); 8 - George Ferguson (1981); 7 - Rick Kehoe (1980)
MOST PENALTY MINUTES: 43 - Tracy Pratt (1970)

ONE PLAYOFF GAME

MOST GOALS: 3 - Ken Schinkel (April 11, 1970 at Oakland)
MOST ASSISTS: 3 - Dean Prentice (April 22, 1970 at Oakland)
3 - George Ferguson (April 12, 1981 vs St. Louis)
MOST POINTS: 3 - Ken Schinkel (April 11, 1970 at Oakland) (3g)
3 - Dean Prentice (April 11, 1970 at Oakland) (3a)
3 - Lowell MacDonald (April 15, 1975 vs NY Islanders) (2-1)
3 - Jean Pronovost (April 15, 1975 vs NY Islanders) (1-2)
3 - Ross Lonsberry (April 12, 1980 vs Boston) (2-1)
3 - George Ferguson (April 12, 1980 vs Boston) (3a)
3 - George Ferguson (April 9, 1981 at St. Louis) (1-2)
3 - Rod Schutt (April 9, 1981 at St. Louis) (1-2)
3 - Mike Bullard (April 12, 1981 vs St. Louis) (2-1)
3 - Randy Carlyle (April 12, 1981 vs St. Louis) (2-1)
MOST PENALTY MINUTES: 32 - Tracy Pratt (April 19, 1970 at St. Louis)
MOST PENALTIES: 8 - Kim Clackson (April 13, 1980 at Boston)

ONE PLAYOFF PERIOD

MOST GOALS: 2 - Ken Schinkel (April 11, 1970 at Oakland)
2 - Ken Schinkel (April 9, 1972 vs Chicago)
2 - Chuck Arnason (April 8, 1975 vs St. Louis)
MOST ASSISTS: 2 - several players
MOST POINTS: 3 - George Ferguson (April 9, 1981 at St. Louis) (1-2)
MOST PENALTY MINUTES: 26 - Kim Clackson (April 13, 1980 at Boston)
MOST PENALTIES: 6 - Kim Clackson (April 13, 1980 at Boston)
LONGEST OVERTIME GAME: 25:17 (April 14, 1981 at St. Louis)
(Goal by Mike Crombeen)
SHORTEST OVERTIME GAME: 0:12 (April 9, 1972 vs Chicago)
(Goal by Pit Martin)
MOST WINS IN A ROW: 5 - (April 8 to April 7, 1975) (2 vs St. Louis & 3 vs NY Islanders)
MOST LOSSES IN A ROW: 5 - (April 30, 1970 to April 9, 1972) (1 vs St. Louis & 4 vs Chicago)
SHUTOUT WINS: 2-0 (April 8, 1976 vs Toronto)
SHUTOUT LOSSES: 5-0 (April 28, 1970 at St. Louis)
2-0 (April 8, 1972 vs Chicago)
1-0 (April 26, 1975 vs NY Islanders)
4-0 (April 9, 1976 at Toronto)

1980-81 NHL STANDINGS

PRINCE OF WALES CONFERENCE

NORRIS DIVISION

	GP	W	L	T	PTS	GF	GA
Montreal	80	45	22	13	103	332	232
Los Angeles	80	43	24	13	99	337	290
PITTSBURGH	80	30	37	13	73	302	345
Hartford	80	21	41	18	60	292	372
Detroit	80	19	43	18	56	252	339

ADAMS DIVISION

Buffalo	80	39	20	21	99	327	250
Boston	80	37	30	13	87	316	272
Minnesota	80	35	28	17	87	291	263
Quebec	80	30	32	18	78	314	318
Toronto	80	28	37	15	71	322	367

CLARENCE CAMPBELL CONFERENCE

PATRICK DIVISION

New York Islanders	80	48	18	14	110	355	260
Philadelphia	80	41	24	15	97	313	249
Calgary	80	39	27	14	92	329	298
New York Rangers	80	30	36	14	74	312	317
Washington	80	26	36	18	70	286	317

SMYTHE DIVISION

St. Louis	80	45	18	17	107	352	281
Chicago	80	31	33	16	78	304	315
Vancouver	80	28	32	20	76	289	301
Edmonton	80	29	35	16	74	328	327
Colorado	80	22	45	13	57	258	344
Winnipeg	80	9	57	14	32	246	400

OVERALL STANDINGS

TEAM	GP	W	L	T	PTS	GF	GA
1. New York Islanders	80	48	18	14	110	355	260
2. St. Louis	80	45	18	17	107	352	281
3. Montreal	80	45	22	13	103	332	232
4. Los Angeles	80	43	24	13	99	337	290
5. Buffalo	80	39	20	21	99	327	250
6. Philadelphia	80	41	24	15	97	313	249
7. Calgary	80	39	27	14	92	329	298
8. Boston	80	37	30	13	87	316	272
9. Minnesota	80	35	28	17	87	291	263
10. Chicago	80	31	33	16	78	304	315
11. Quebec	80	30	32	18	78	314	318
12. Vancouver	80	28	32	20	76	289	301
13. New York Rangers	80	30	36	14	74	312	317
14. Edmonton	80	29	35	16	74	328	327
15. PITTSBURGH	80	30	37	13	73	302	345
16. Toronto	80	28	37	15	71	322	367
17. Washington	80	26	36	18	70	286	317
18. Hartford	80	21	41	18	60	292	372
19. Colorado	80	22	45	13	57	258	344
20. Detroit	80	19	43	18	56	252	339
21. Winnipeg	80	9	57	14	32	246	400

1981 STANLEY CUP PLAYOFFS

PRELIMINARY ROUND

SERIES "A" (New York wins 3-0)

Wed. Apr. 8	Toronto 2 (Crha) at NY Islanders 9 (Smith)	Bossy
Thu. Apr. 9	Toronto 1 (Larocque) at NY Islanders 5 (Smith)	Trottier
Sat. Apr. 11	NY Islanders 6 (Smith) at Toronto 1 (Crha)	Bossy

SERIES "B" (St. Louis wins 3-2)

Wed. Apr. 8	Pittsburgh 2 (Millen) at St. Louis 4 (Liut)	Pettersson
Thu. Apr. 9	Pittsburgh 6 (Millen) at St. Louis 4 (Liut)	Schutt
Sat. Apr. 11	St. Louis 5 (Liut) at Pittsburgh 4 (Millen)	Federko
Sun. Apr. 12	St. Louis 3 (Liut) at Pittsburgh 6 (Millen)	Bullard
Tue. Apr. 14	Pittsburgh 3 (Millen) at St. Louis 4 (Liut)	Crombeen (25:16/ovt)

SERIES "C" (Edmonton wins 3-0)

Wed. Apr. 8	Edmonton 6 (Moog) at Montreal 3 (Sevigny)	Callighen
Thu. Apr. 9	Edmonton 3 (Moog) at Montreal 1 (Sevigny)	Siltanen
Sat. Apr. 11	Montreal 2 (Sevigny) at Edmonton 6 (Moog)	Gretzky

SERIES "D" (New York wins 3-1)

Wed. Apr. 8	NY Rangers 3 (Baker) at Los Angeles 1 (Lessard)	Nilsson
Thu. Apr. 9	NY Rangers (Baker) at Los Angeles 5 (Lessard)	Hopkins
Sat. Apr. 11	Los Angeles 3 (Lessard) at NY Rangers 10 (Baker)	Johnstone
Sun. Apr. 12	Los Angeles 3 (Lessard) at NY Rangers 6 (Baker)	Laidlaw

SERIES "E" (Buffalo wins 3-0)

Wed. Apr. 8	Vancouver 2 (Brodeur) at Buffalo 3 (Edwards)	Haworth (5:00/ovt)
Thu. Apr. 9	Vancouver 2 (Brodeur) at Buffalo 5 (Edwards)	Gare
Sat. Apr. 11	Buffalo 5 (Edwards) at Vancouver 3 (Brodeur)	Ruff

SERIES "F" (Philadelphia wins 3-2)

Wed. Apr. 8	Quebec 4 (Bouchard) at Philadelphia 6 (St. Croix)	Hill
Thu. Apr. 9	Quebec 5 (Bouchard) at Philadelphia 8 (Peeters)	Linseman
Sat. Apr. 11	Philadelphia 0 (St. Croix) at Quebec 2 (Bouchard)	Goulet
Sun. Apr. 12	Philadelphia 3 (St. Croix) at Quebec 4 (Bouchard)	Hunter (0:37/ovt)
Tue. Apr. 14	Quebec 2 (Bouchard) at Philadelphia 5 (Peeters)	Linseman

SERIES "G" (Calgary wins 3-0)

Wed. Apr. 8	Chicago 3 (Esposito) at Calgary 4 (Lemelin)	Labraaten
Thu. Apr. 9	Chicago 2 (Esposito) at Calgary 6 (Lemelin)	Plett
Sat. Apr. 11	Calgary 5 (Lemelin) at Chicago 4 (Esposito)	Plett (35:26/ovt)

SERIES "H" (Minnesota wins 3-0)

Wed. Apr. 8	Minnesota 5 (Meloche) at Boston 4 (Vachon)	Payne (3:34/ovt)
Thu. Apr. 9	Minnesota 9 (Beaupre) at Boston 6 (Baron)	Ciccarelli
Sat. Apr. 11	Boston 3 (Vachon) at Minnesota 6 (Meloche)	Payne

QUARTER-FINALS

SERIES "I" (New York wins 4-2)

Thu. Apr. 16	Edmonton 2 (Moog) at NY Islanders 8 (Smith)	Tonelli
Fri. Apr. 17	Edmonton 3 (Moog) at NY Islanders 6 (Smith)	D. Potvin
Sun. Apr. 19	NY Islanders 2 (Smith) at Edmonton 5 (Moog)	Hagman
Mon. Apr. 20	NY Islanders 5 (Melanson) at Edmonton 4 (Moog)	Morrow (5:41/ovt)
Wed. Apr. 22	Edmonton 4 (Moog) at NY Islanders 3 (Smith)	Hagman
Fri. Apr. 24	NY Islanders 5 (Smith) at Edmonton 2 (Moog)	Nystrom

SERIES "J" (New York wins 4-2)

Thu. Apr. 16	NY Rangers 3 (Baker) at St. Louis 6 (Liut)	Crombeen
Fri. Apr. 17	NY Rangers 6 (Baker) at St. Louis 4 (Liut)	Allison
Sun. Apr. 19	St. Louis 3 (Liut) at NY Rangers 6 (Baker)	Allison
Mon. Apr. 20	St. Louis 1 (Liut) at NY Rangers 4 (Baker)	Duguay
Wed. Apr. 22	NY Rangers 3 (Baker) at St. Louis 4 (Liut)	Pettersson
Fri. Apr. 24	St. Louis 7 (Liut) at NY Rangers 7 (Baker)	Nethery

1981 STANLEY CUP PLAYOFFS Continued

SERIES "K" (Minnesota wins 4-1)

Thu. Apr. 16 Minnesota 4 (Meloche) at Buffalo 3 (Edwards)	Payne (0:22/ovt)
Fri. Apr. 17 Minnesota 5 (Meloche) at Buffalo 2 (Edwards)	Ciccarelli
Sun. Apr. 19 Buffalo 4 (Edwards) at Minnesota 6 (Meloche)	N. Broten
Mon. Apr. 20 Buffalo 5 (Edwards) at Minnesota 4 (Meloche)	Ramsay (16:32/ovt)
Wed. Apr. 22 Minnesota 4 (Beaupre) at Buffalo 3 (Edwards)	MacAdam

SERIES "L" (Calgary wins 4-3)

Thu. Apr. 16 Calgary 0 (Lemelin) at Philadelphia 4 (St. Croix)	Holmgren
Fri. Apr. 17 Calgary 5 (Riggin) at Philadelphia 4 (Peeters)	Hislop
Sun. Apr. 19 Philadelphia 1 (St. Croix) at Calgary 2 (Riggin)	Plett
Mon. Apr. 20 Philadelphia 4 (St. Croix) at Calgary 5 (Riggin)	Holt
Wed. Apr. 22 Calgary 4 (Riggin) at Philadelphia 9 (St. Croix)	Barber
Fri. Apr. 24 Philadelphia 3 (St. Croix) at Calgary 2 (Lemelin)	Linseman
Sun. Apr. 26 Calgary 4 (Riggin) at Philadelphia 1 (St. Croix)	Houston

SEMI-FINALS

SERIES "M" (New York Islanders win 4-0)

Tue. Apr. 28 NY Rangers 2 (Baker) at NY Islanders 5 (Smith)	Tonelli
Thu. Apr. 30 NY Rangers 3 (Baker) at NY Islanders 7 (Smith)	Goring
Sat. May 2 NY Islanders 5 (Smith) at NY Rangers 1 (Baker)	Bourne
Tue. May 5 NY Islanders 5 (Smith) at NY Rangers 2 (Baker)	Bossy

SERIES "N" (Minnesota wins 4-2)

Tue. Apr. 28 Minnesota 4 (Meloche) at Calgary 1 (Riggin)	Young
Thu. Apr. 30 Minnesota 2 (Meloche) at Calgary 3 (Riggin)	Lavallee
Sun. May 3 Calgary 4 (Riggin) at Minnesota 6 (Meloche)	Christoff
Tue. May 5 Calgary 4 (Lemelin) at Minnesota 7 (Beaupre)	Ciccarelli
Thu. May 7 Minnesota 1 (Meloche) at Calgary 3 (Riggin)	MacMillan
Sat. May 9 Calgary 3 (Riggin) at Minnesota 5 (Meloche)	Palmer

FINALS

SERIES "O" (NY Islanders win 4-1)

Tue. May 12 Minnesota 3 (Meloche) at NY Islanders 6 (Smith)	Carroll
Thu. May 14 Minnesota 3 (Beaupre) at NY Islanders 6 (Smith)	Potvin
Sun. May 17 NY Islanders 7 (Smith) at Minnesota 5 (Meloche)	Goring
Tue. May 19 NY Islanders 2 (Smith) at Minnesota 4 (Beaupre)	Payne
Thu. May 21 Minnesota 1 (Beaupre) at NY Islanders 5 (Smith)	Merrick

PLAYOFF SCORING LEADERS

NAME - TEAM	GP	G	A	PTS
Mike Bossy, NY Islanders	18	17	18	35
Steve Payne, Minnesota	18	17	12	29
Bryan Trottier, NY Islanders	18	11	18	29
Denis Potvin, NY Islanders	18	8	17	25
Bobby Smith, Minnesota	19	8	17	25
Dino Ciccarelli, Minnesota	19	14	7	21
Wayne Gretzky, Edmonton	9	7	14	21
Butch Goring, NY Islanders	18	10	10	20
Kenny Linseman, Philadelphia	12	4	16	20
Al MacAdam, Minnesota	19	9	10	19

LEADERS

GOALS	Mike Bossy, NY Islanders	17
	Steve Payne, Minnesota	17
ASSISTS	Mike Bossy, NY Islanders	18
	Bryan Trottier, NY Islanders	18
POINTS	Mike Bossy, NY Islanders	35
	Steve Payne, Minnesota	29
	Bryan Trottier, NY Islanders	29
PENALTY MINUTES	Ed Hospodar, NY Rangers	93
	Willi Plett, Calgary	89
POWER PLAY GOALS	Mike Bossy, NY Islanders	9
	Steve Payne, Minnesota	6
	Denis Potvin, NY Islanders	6
SHORTHANDED GOALS	Five players with two each	2
WINNING GOALS	Steve Payne, Minnesota	4
	Four players with three each	3
MINUTES PLAYED	Billy Smith, NY Islanders	994
	Steve Baker, NY Rangers	826
SHUTOUTS	Rick St. Croix, Philadelphia	1
	Dan Bouchard, Quebec	1
WINS	Billy Smith, NY Islanders	14
	Gilles Meloche, Minnesota	8
LOSSES	Steve Baker, NY Rangers	7
	Mike Liut, St. Louis	6

GOALTENDING LEADERS

NAME - TEAM	GP	MP	GA	AVG
Billy Smith, NY Islanders	17	994	42	2.54
Rick St. Croix, Philadelphia	9	541	27	2.99
Don Edwards, Buffalo	8	503	28	3.34
GREG MILLEN, PITTSBURGH	5	325	19	3.51
Gilles Meloche, Minnesota	13	802	47	3.52
Pat Riggin, Calgary	11	629	37	3.53
Rejean Lemelin, Calgary	6	366	22	3.61
Andy Moog, Edmonton	9	526	32	3.65

ACTIVE GOALTENDERS VS PITTSBURGH

NAME	GP	MP	GF	GA	ENG	SO	AVG	W	L	T
Astrom, Hardy	5	216	11	11	2	0	3.06	1	2	0
Baker, Steve	1	60	4	3	0	0	3.00	1	0	0
Bouchard, Dan	21	1180	77	51	0	2	2.59	12	6	3
Brodeur, Richard	2	120	9	6	0	0	3.00	1	0	1
Bromley, Gary	9	449	44	32	1	0	4.28	5	2	1
Corsi, Jim	1	20	1	1	0	0	3.00	0	1	0
Craig, Jim	2	120	10	7	0	0	3.50	1	0	1
Crha, Jiri	3	180	14	10	0	0	3.33	2	0	1
Cutts, Don	1	40	3	4	0	0	6.00	0	0	0
Davidson, John	10	560	28	26	1	0	2.78	5	3	1
Edwards, Don	12	720	54	34	0	1	2.83	5	1	6
Edwards, Gary	14	745	33	48	0	1	3.87	3	8	1
Esposito, Tony	43	2580	153	109	4	4	2.53	26	11	6
Garrett, John	5	280	24	23	0	0	4.93	2	2	1
Gilbert, Gilles	22	1202	83	75	0	1	3.74	9	6	5
Grahame, Ron	5	280	22	16	0	0	3.43	3	2	0
Hamel, Pierre	4	195	10	16	0	0	4.92	0	3	0
Hanlon, Glen	4	240	14	15	1	0	3.75	1	3	0
Heinz, Rick	1	60	7	1	0	0	1.00	1	0	0
Herron, Denis	7	420	25	27	0	0	3.86	2	3	2
Inness, Gary	5	250	16	11	0	0	2.64	2	2	1
Keans, Doug	1	60	2	3	1	0	3.00	0	1	0
Larocque, Michel	23	1361	114	62	0	1	2.73	16	3	4
Lemelin, Rejean	3	180	15	9	0	0	3.00	2	0	1
Lessard, Mario	13	740	40	39	0	1	3.16	3	4	5
Liut, Mike	4	240	18	10	0	0	2.50	3	0	1
Low, Ron	23	1254	74	81	2	1	3.88	9	10	2
Lozinski, Larry	2	98	3	2	0	0	1.22	0	0	1
Mattsson, Markus	2	113	7	9	1	0	4.78	0	2	0
Meloche, Gilles	30	1800	97	120	3	0	4.00	9	17	4
Middlebrook, Lindsay	2	67	4	5	0	0	4.48	0	1	0
Mio, Ed	5	276	22	20	0	0	4.35	3	1	1
Moog, Andy	1	60	5	2	0	0	2.00	1	0	0
Myre, Phil	30	1740	94	95	0	0	3.28	9	11	8
Palmateer, Mike	12	616	46	34	0	1	3.31	6	4	0
Parro, Dave	1	60	4	4	0	0	4.00	0	0	1
Peeters, Pete	4	240	14	4	0	2	1.00	3	0	1
Plasse, Michel	12	720	41	48	3	0	4.00	4	8	0
Resch, Glenn	15	856	50	42	0	1	2.94	6	4	5
Rutherford, Jim	22	1270	68	89	0	0	4.20	7	15	0
St. Croix, Rick	2	120	7	2	0	0	1.00	2	0	0
Sauve, Bob	6	360	31	18	0	0	3.00	2	2	2
Sevigny, Richard	4	184	9	7	1	0	2.28	2	1	0
Smith, Al	13	676	53	44	2	0	3.91	7	3	1
Smith, Billy	21	1184	56	65	2	0	3.29	4	7	8
Soetaert, Doug	9	500	23	32	0	0	3.84	3	4	1
Staniowski, Ed	10	600	29	48	0	0	4.80	2	8	0
Stephenson, Wayne	20	1095	66	65	1	1	3.56	9	7	2
Vachon, Rogie	62	3581	202	170	0	7	2.85	33	19	7
Veisor, Mike	5	260	15	15	0	0	3.46	1	2	1

ALL TIME GOALTENDING VS PITTSBURGH

GAMES PLAYED		MINUTES PLAYED	
Rogie Vachon	62	Rogie Vachon	3581
Tony Esposito	43	Tony Esposito	2580
Cesare Maniago	39	Cesare Maniago	2199
Bernie Parent	36	Bernie Parent	2160
Gary Smith	34	Ed Giacomin	1900
Ed Giacomin	32	Gary Smith	1861
Phil Myre	30	Gilles Meloche	1800
Gilles Meloche	30	Phil Myre	1743
Doug Favell	29	Doug Favell	1673
Gerry Cheevers	25	Gerry Cheevers	1480

GOALS AGAINST		SHUTOUTS	
Rogie Vachon	170	Bernie Parent	10
Gilles Meloche	120	Rogie Vachon	7
Tony Esposito	109	Ed Giacomin	7
Gary Smith	105	Bruce Gamble	5
Cesare Maniago	105	Cesare Maniago	5
Phil Myre	95	Tony Esposito	4
Jimmy Rutherford	89	Ernie Wakely	4
Ron Low	81	Gerry Cheevers	3
Doug Favell	79	Gerry Desjardins	3
Gilles Gilbert	75	Five goalies with	2

WINS		LOSSES	
Rogie Vachon	33	Rogie Vachon	19
Tony Esposito	26	Gary Smith	18
Bernie Parent	21	Gilles Meloche	17
Ed Giacomin	20	Jimmy Rutherford	15
Cesare Maniago	18	Doug Favell	13
Michel Larocque	16	Gerry Desjardins	13
Gerry Cheevers	15	Cesare Maniago	12
Ken Dryden	15	Phil Myre	11
Eddie Johnston	13	Tony Esposito	11
Dan Bouchard	12	Ron Low	10

GOALIE STREAKS VS PITTSBURGH

LONGEST WINNING STREAK: 9 games by Dan Bouchard, Atlanta
(April 7, 1974 to November 3, 1978)

8 games by Tony Esposito, Chicago
(November 8, 1969 to February 7, 1971)

LONGEST LOSING STREAK: 7 games by Gilles Meloche,
California & Cleveland (December 17, 1975 to April 9, 1978)

LONGEST UNBEATEN STREAK: 16 games by Michel Larocque,
Montreal (13-0-3) (November 27, 1974 to December 8, 1978)

15 games by Gerry Cheevers, Boston (10-0-5)
(March 19, 1969 to January 29, 1978)

LONGEST WINLESS STREAK: 13 games by Phil Myre, Atlanta (0-8-5)
(December 16, 1972 to February 25, 1976)

LONGEST HOME WINNING STREAK: 9 games by Michel Larocque,
Montreal (December 7, 1974 to March 29, 1978)

8 games by Ken Dryden, Montreal
(November 27, 1971 to November 23, 1978)

LONGEST HOME LOSING STREAK: 4 games by Gilles Meloche,
California & Cleveland
(December 17, 1975 to April 9, 1978)

LONGEST HOME UNBEATEN STREAK: 13 games by Michael
Larouche, Montreal (12-0-1)
(December 7, 1974 to October 25, 1979)

LONGEST HOME WINLESS STREAK: 9 games by Gilles Meloche
California & Cleveland (0-6-3)
(December 6, 1972 to April 9, 1978)

LONGEST AWAY WINNING STREAK: 5 games by Ed Giacomin, NY
Rangers (March 8, 1969 to February 27, 1971)

LONGEST AWAY LOSING STREAK: 8 games by Jim Rutherford,
Detroit (October 18, 1975 to November 8, 1980)**

7 games by Ed Staniowski, St. Louis
(March 14, 1976 to January 14, 1981)**

LONGEST AWAY UNBEATEN STREAK: 7 games by Gerry Cheevers,
Boston (4-0-3) (March 19, 1969 to October 29, 1977)

LONGEST AWAY WINLESS STREAK: 10 games by Doug Favell,
Philadelphia (0-5-5) (January 6, 1968 to November 8, 1972)

10 games by Phil Myre, Atlanta (0-5-5)
(December 31, 1969 to October 24, 1976)

** - Streak still intact at start of 1981-82 season.

LIFETIME SHUTOUTS VS PITTSBURGH

DATE	TEAM	SCORE	CITY	SAVES
10 - Bernie Parent - Philadelphia & Toronto				
Oct. 17, 1968	Philadelphia	3-0	at Philadelphia	20
Dec. 21, 1979	Philadelphia	4-0	at Philadelphia	28
Oct. 17, 1970	Philadelphia	0-0	at Pittsburgh	30
Feb. 23, 1972	Toronto	2-0	at Toronto	34
Oct. 27, 1973	Philadelphia	6-0	at Pittsburgh	23
Nov. 4, 1973	Philadelphia	7-0	at Philadelphia	29
Dec. 22, 1974	Philadelphia	4-0	at Pittsburgh	24
Mar. 13, 1975	Philadelphia	6-0	at Philadelphia	22
Oct. 28, 1976	Philadelphia	3-0	at Philadelphia	21
Oct. 20, 1977	Philadelphia	11-0	at Philadelphia	20
7 - Ed Giacomin - New York Rangers				
Mar. 17, 1968	NY Rangers	3-0	at New York	20
Mar. 8, 1970	NY Rangers	0-0	at New York	25
Mar. 18, 1970	NY Rangers	2-0	at Pittsburgh	30
Feb. 20, 1971	NY Rangers	2-0	at Pittsburgh	37
Feb. 27, 1971	NY Rangers	4-0	at Pittsburgh	26
Jan. 7, 1973	NY Rangers	3-0	at New York	24
Nov. 18, 1973	NY Rangers	7-0	at New York	33
7 - Rogie Vachon - Los Angeles				
Jan. 16, 1974	Los Angeles	2-0	at Pittsburgh	34
Jan. 26, 1974	Los Angeles	2-0	at Pittsburgh	25
Oct. 28, 1974	Los Angeles	2-0	at Los Angeles	23
Nov. 23, 1974	Los Angeles	0-0	at Pittsburgh	32
Mar. 22, 1975	Los Angeles	4-0	at Los Angeles	31
Oct. 30, 1975	Los Angeles	4-0	at Los Angeles	21
Mar. 2, 1977	Los Angeles	5-0	at Pittsburgh	26
5 - Cesare Maniago - Minnesota				
Mar. 23, 1968	Minnesota	3-0	at Minnesota	31
Dec. 12, 1970	Minnesota	1-0	at Pittsburgh	35
Mar. 13, 1971	Minnesota	0-0	at Pittsburgh	31
Oct. 28, 1971	Minnesota	2-0	at Minnesota	35
Feb. 20, 1972	Minnesota	2-0	at Minnesota	40
5 - Bruce Gamble - Toronto & Philadelphia				
Jan. 13, 1968	Toronto	7-0	at Toronto	33
Jan. 25, 1969	Toronto	2-0	at Pittsburgh	30
Dec. 6, 1969	Toronto	5-0	at Toronto	25
Jan. 17, 1970	Toronto	4-0	at Toronto	38
Jan. 30, 1972	Philadelphia	4-0	at Philadelphia	33
4 - Tony Esposito - Chicago				
Dec. 27, 1969	Chicago	3-0	at Pittsburgh	30
Jan. 14, 1970	Chicago	5-0	at Chicago	28
Feb. 7, 1971	Chicago	1-0	at Chicago	28
Dec. 19, 1979	Chicago	0-0	at Chicago	37
4 - Ernie Wakely - St. Louis				
Nov. 13, 1969	St. Louis	4-0	at St. Louis	25
Jan. 3, 1970	St. Louis	6-0	at St. Louis	26
Nov. 19, 1970	St. Louis	1-0	at Pittsburgh	20
Jan. 22, 1972	St. Louis	1-0	at St. Louis	25
3 - Gerry Cheevers - Boston				
Oct. 19, 1969	Boston	4-0	at Boston	26
Feb. 14, 1970	Boston	3-0	at Pittsburgh	35
Nov. 24, 1976	Boston	4-0	at Pittsburgh	34
3 - Gerry Desjardines - Los Angeles & Buffalo				
Jan. 18, 1969	Los Angeles	4-0	at Los Angeles	30
Oct. 22, 1969	Los Angeles	2-0	at Los Angeles	25
Jan. 11, 1976	Buffalo	6-0	at Buffalo	28
2 - Dan Bouchard - Atlanta				
Jan. 18, 1978	Atlanta	1-0	at Atlanta	25
Nov. 3, 1978	Atlanta	2-0	at Atlanta	25

2 - Doug Favell - Philadelphia					
Oct. 17, 1967	Philadelphia	1-0	at Philadelphia	17	
Nov. 9, 1968	Philadelphia	3-0	at Pittsburgh	37	
2 - Pete Peeters - Philadelphia					
Feb. 2, 1980	Philadelphia	4-0	at Pittsburgh	30	
Jan. 21, 1981	Philadelphia	5-0	at Pittsburgh	33	
2 - Gary Smith - California & Chicago					
Dec. 27, 1967	California	0-0	at Pittsburgh	34	
Jan. 8, 1972	Chicago	4-0	at Pittsburgh	24	
1 - Roger Crozier - Buffalo					
Nov. 12, 1972	Buffalo	1-0	at Buffalo	18	
1 - Michel Dion - Quebec					
Feb. 24, 1980	Quebec	2-0	at Quebec	33	
1 - Ken Dryden - Montreal					
Apr. 2, 1975	Montreal	6-0	at Montreal	23	
1 - Don Edwards - Buffalo					
Feb. 7, 1980	Buffalo	9-0	at Buffalo	25	
1 - Gary Edwards - Cleveland					
Feb. 3, 1977	Cleveland	0-0	at Cleveland	22	
1 - Roy Edwards - Detroit					
Feb. 20, 1969	Detroit	3-0	at Detroit	26	
1 - Gilles Gilbert - Boston					
Mar. 27, 1977	Boston	3-0	at Boston	11	
1 - Doug Grant - Detroit					
Dec. 15, 1973	Detroit	2-0	at Pittsburgh	36	
1 - Glen Hall - St. Louis					
Feb. 12, 1969	St. Louis	2-0	at Boston	19	
1 - Ed Johnston - Boston					
Mar. 2, 1969	Boston	4-0	at Boston	19	
1 - Michel Larocque - Montreal					
Feb. 22, 1979	Montreal	12-0	at Montreal	25	
1 - Mario Lessard - Los Angeles					
Mar. 7, 1979	Los Angeles	4-0	at Pittsburgh	26	
1 - Bill McKenzie - Colorado					
Mar. 28, 1980	Colorado	5-0	at Colorado	30	
1 - Mike Palmateer - Toronto					
Mar. 11, 1979	Toronto	4-0	at Toronto	39	
1 - Jacques Plante - St. Louis					
Nov. 19, 1969	St. Louis	4-0	at Pittsburgh	18	
1 - Glenn Resch - NY Islanders					
Mar. 2, 1980	NY Islanders	0-0	at Pittsburgh	22	
1 - Terry Sawchuk - New York Rangers					
Feb. 1, 1970	NY Rangers	6-0	at New York	29	
1 - Wayne Stephenson - Philadelphia					
Mar. 13, 1977	Philadelphia	4-0	at Philadelphia	22	
1 - Wayne Stephenson - Philadelphia					
Mar. 13, 1977	Philadelphia	4-0	at Philadelphia	22	
1 - Wayne Thomas - Toronto					
Jan. 11, 1977	Toronto	2-0	at Pittsburgh	30	
1 - Dunc Wilson - Toronto					
Nov. 3, 1973	Toronto	6-0	at Toronto	33	
1 - Lorne Worsley - Montreal					
Feb. 16, 1969	Montreal	4-0	at Pittsburgh	36	
1 - Ron Low & Jacques Plante - Toronto - combined shutout					
Dec. 29, 1972	Toronto	4-0	at Pittsburgh	42	
Low played all but 24 seconds of game					

PITTSBURGH LIFETIME SHUTOUTS

DATE	SCORE	OPPONENT	SAVES
11 - Les Binkley			
Nov. 4, 1967	1-0	at California	31
Dec. 23, 1967	4-0	vs Minnesota	23
Dec. 27, 1967	0-0	vs California	24
Jan. 28, 1968	1-0	at Boston	33
Feb. 9, 1968	2-0	vs St. Louis	22
Mar. 30, 1968	2-0	vs Philadelphia (Quebec)	23
Nov. 12, 1969	3-0	at Toronto	31
Dec. 10, 1969	2-0	at Los Angeles	29
Mar. 25, 1970	2-0	vs Minnesota	25
Oct. 17, 1970	0-0	vs Philadelphia	24
Mar. 3, 1971	4-0	vs Montreal	33
5 - Dunc Wilson			
Nov. 13, 1976	1-0	vs Philadelphia	25
Nov. 21, 1976	5-0	vs Chicago	25
Jan. 19, 1977	3-0	at Vancouver	21
Jan. 27, 1977	3-0	at New York Rangers	30
Feb. 3, 1977	0-0	at Cleveland	22
4 - Greg Millen			
Dec. 13, 1979	3-0	vs St. Louis	33
Jan. 16, 1979	5-0	vs Minnesota	25
Dec. 19, 1979	0-0	at Chicago	29
Mar. 30, 1980	4-0	vs Washington	28
4 - Al Smith			
Feb. 26, 1970	1-0	vs Los Angeles	30
Mar. 8, 1970	0-0	at New York Rangers	33
Dec. 8, 1970	4-0	vs Toronto	29
Mar. 13, 1971	0-0	vs Minnesota	20
4 - Jim Rutherford			
Feb. 17, 1972	2-0	at Buffalo	23
Jan. 20, 1973	3-0	vs Boston	26
Feb. 20, 1973	4-0	at New York Islanders	34
Feb. 24, 1973	2-0	vs Chicago	32
3 - Denis Herron			
Oct. 17, 1972	5-0	at New York Islanders	24
Oct. 24, 1972	4-0	at Vancouver	23
Mar. 9, 1977	3-0	vs Colorado	32
2 - Gary Inness			
Nov. 17, 1974	6-0	vs Washington	26
Nov. 23, 1974	0-0	vs Los Angeles	30
2 - Joe Daley			
Feb. 19, 1969	3-0	vs Boston	41
Mar. 23, 1969	5-0	vs Minnesota	32
2 - Michel Plasse			
Mar. 6, 1976	5-0	vs Minnesota	18
Mar. 28, 1976	3-0	vs Detroit	29
1 - Rob Holland			
Mar. 2, 1980	0-0	vs NY Islanders	24
1 - Andy Brown			
Mar. 24, 1974	8-0	vs Detroit	23
1 - Hank Bassen			
Nov. 15, 1967	5-0	vs Philadelphia	27

LIFETIME HAT TRICKS VS PITTSBURGH

NAME - TEAM	DATE	GOALIE
3 - Stan Mikita - Chicago	Dec. 6, 1967	Binkley (3) & Bassen (1) **
	Feb. 11, 1970	Smith
	Feb. 10, 1974	Inness
3 - Phil Esposito - Boston	Dec. 15, 1968	Daley
	Dec. 6, 1970	Binkley
	Mar. 6, 1971	Smith
2 - Brad Park - NY Rangers	Dec. 12, 1971	Rutherford
	Feb. 12, 1972	Rutherford
2 - Dave Keon - Toronto	Jan. 17, 1970	Binkley
	Nov. 20, 1974	Inness
2 - Guy Lafleur - Montreal	Dec. 7, 1974	Johnson
	Jan. 26, 1975	Plasse**
	Feb. 28, 1974	Inness**
	Feb. 8, 1977	Wilson
2 - Claude Larose - Montreal - St. Louis	Nov. 18, 1975	Inness**
2 - Dennis Maruk - California Washington	Nov. 12, 1980	Holland
2 - Darryl Sittler - Toronto	Jan. 16, 1980	Millen
	Mar. 5, 1980	Holland
	Feb. 1, 1970	Smith
1 - Jean Beliveau - Montreal	Mar. 16, 1968	Bassen (2) & ENG
1 - Rick Blight - Vancouver	Oct. 6, 1976	Laxton**
1 - Mike Bossy - NY Islanders	Jan. 13, 1981	Millen**
1 - Gene Carr - NY Rangers	Dec. 17, 1972	Herron
1 - Bobby Clarke - Philadelphia	Dec. 13, 1980	Millen
1 - Yvan Cournoyer - Montreal	Nov. 13, 1975	Inness
1 - Jordy Douglas - Hartford	Jan. 17, 1980	Millen
1 - Dick Duff - Montreal	Feb. 16, 1968	Binkley
1 - Mike Foligno - Detroit	Jan. 31, 1980	Millen
1 - Danny Gare - Buffalo	Feb. 7, 1980	Millen
1 - Stan Gilbertson - Washington	Apr. 6, 1975	Johnson**
1 - Bill Goldsworthy - Minnesota	Mar. 23, 1974	Inness
1 - Butch Goring - Los Angeles	Nov. 24, 1977	Herron
1 - Wayne Gretzky - Edmonton	Mar. 21, 1980	Millen
1 - Dennis Hextall - Minnesota	Mar. 7, 1973	Brown
1 - Ken Hodge - Boston	Feb. 3, 1974	Brown
1 - Rejean Houle - Montreal	Jan. 17, 1973	Newton
1 - Gordie Howe - Detroit	Nov. 2, 1969	Smith
1 - Bobby Hull - Chicago	Nov. 14, 1968	Binkley
1 - Ted Irvine - St. Louis	Feb. 29, 1976	Inness
1 - Bobby Lalonde - Vancouver	Mar. 17, 1973	Brown (2) & Newton (1)
		Holland (1)
1 - Pierre Larouche - Montreal	Oct. 25, 1979	Millen
1 - Reed Larson - Detroit	Jan. 3, 1981	Millen
1 - Blair MacDonald - Edmonton	Jan. 19, 1980	Millen
1 - Richard Martin - Buffalo	Jan. 3, 1974	Rutherford
1 - Dale McCourt - Detroit	Feb. 18, 1979	Millen (2) & Herron (1)
1 - Ab McDonald - St. Louis	Nov. 19, 1969	Binkley
1 - Lanny McDonald - Colorado	Feb. 6, 1981	Ricci
1 - Mark Messier - Edmonton	Mar. 16, 1981	Millen
1 - H. Monahan - Washington	Nov. 12, 1975	Inness
1 - Wilf Paiement - Colorado	Feb. 6, 1977	Herron
1 - Darcy Rota - Atlanta	Apr. 1, 1979	Herron (2) & Millen (1)
1 - Don Saleski - Philadelphia	Mar. 13, 1977	Herron
1 - Eddie Shack - Buffalo	Mar. 31, 1971	Newton
1 - Stan Smyl - Vancouver	Dec. 19, 1980	Holland (2) & Millen (1)
1 - Brian Spencer - Toronto	Jan. 9, 1971	Smith
1 - Norm Ullman - Toronto	Dec. 28, 1971	Binkley (2) & ENG
1 - Mike Walton - Boston	Feb. 10, 1973	Newton
		Smith
		Rutherford
		Herron

PLAYOFF HAT TRICKS

1 - Frank St. Marseille - St. Louis	Apr. 28, 1970	Smith
1 - Bobby Hull - Chicago	Apr. 9, 1972	Rutherford
1 - Lanny McDonald - Toronto	Apr. 9, 1977	Herron
** - Four goal game		

PITTSBURGH ALL-TIME HAT TRICKS

NAME	DATE	GOALIE
6 - Rick Kehoe	Feb. 15, 1975 at Toronto	Favell
	Feb. 19, 1976 vs Toronto	Favell
	Oct. 6, 1976 vs Vancouver	Maniago (2) & Ridley (1)
	Nov. 26, 1980 vs Vancouver	Brodeur
	Dec. 3, 1980 at Toronto	Crha
	Jan. 14, 1981 vs St. Louis	Staniowski
4 - Lowell MacDonald	Nov. 15, 1972 vs Minnesota	Gilbert
	Nov. 13, 1973 vs Minnesota	Maniago
	Feb. 21, 1976 vs Chicago	Villemure
4 - Pierre Larouche	Mar. 12, 1975 vs Boston	Gilbert
	Feb. 8, 1976 at Vancouver	Smith (2) & Lockett (1)
	Feb. 21, 1976 vs Chicago	Villemure
	Feb. 19, 1977 at Toronto	Palmateer (1) & Thomas (2)
3 - Jean Pronovost	Feb. 26, 1975 vs Washington	Belhumeur
	Nov. 12, 1975 at Washington	Wolfe
	Feb. 19, 1976 vs Toronto	Favell
3 - Al McDonough	Oct. 11, 1972 at St. Louis	Stephenson
	Nov. 18, 1972 vs Atlanta	Myre
	Nov. 22, 1972 vs St. Louis	Stephenson
2 - Syl Apps	Dec. 13, 1972 vs NY Islanders	Desjardins
	Dec. 17, 1975 at California	Meloche
2 - Bob Kelly	Mar. 24, 1974 vs Detroit	Grant
	Dec. 17, 1975 at California	Meloche
2 - Ken Schinkel	Oct. 21, 1967 vs Chicago	Dejordy
	Feb. 4, 1970 vs Minnesota	Maniago (1) & Broderick (2)
1 - Andy Bathgate	Oct. 18, 1967 vs Minnesota	Maniago (2) & Bauman (1)
		Edwards
1 - Wayne Bianchin	Dec. 31, 1977 vs Cleveland	Lopresti
1 - Blair Chapman	Nov. 16, 1977 at Minnesota	Myre**
1 - Paul Gardner	Dec. 13, 1980 vs Philadelphia	Wilson (1) & Soetart (2)
1 - Stan Gilbertson	Jan. 18, 1976 vs NY Rangers	Plasse
		Smith (2) & Daley (1)
1 - Orest Kindrachuk	Mar. 4, 1979 at Colorado	Low
1 - Bob Leiter	Dec. 1, 1971 vs Detroit	Soetart
		Dion
1 - Pete Mahovlich	Nov. 30, 1977 vs Detroit	Rutherford
1 - Greg Malone	Mar. 28, 1979 vs NY Rangers	Low
1 - Gary McAdam	Nov. 28, 1979 vs Quebec	Mio
1 - Duane Rupp	Mar. 24, 1971 vs Detroit	McLeod (2) & ENG
1 - Eddie Shack	Nov. 29, 1972 vs Toronto	Thomas
1 - Gregg Sheppard	Mar. 16, 1981 at Edmonton	
1 - Glen Sather	Dec. 19, 1970 vs Detroit	
1 - Ron Stackhouse	Mar. 18, 1979 at NY Rangers	
1 - Ken Schinkel	Apr. 11, 1970 at Oakland	Smith

PLAYOFF HAT TRICKS

** - Four Goal Game

1980-81 AWARD WINNERS

STANLEY CUP New York Islanders
PRINCE OF WALES TROPHY Montreal Canadiens
CLARENCE CAMPBELL BOWL New York Islanders
HART TROPHY Wayne Gretzky, Edmonton
CALDER TROPHY Peter Stastny, Quebec
JAMES NORRIS TROPHY **RANDY CARLYLE,**
PITTSBURGH
ART ROSS TROPHY Wayne Gretzky, Edmonton
LADY BYNG TROPHY **RICK KEHOE, PITTSBURGH**
VEZINA TROPHY Michel Larocque, Denis Herron
 & Richard Sevigny, Montreal
CONN SMYTHE TROPHY Butch Goring,
 New York Islanders
FRANK SELKE TROPHY Bob Gainey, Montreal
BILL MASTERTON TROPHY Blake Dunlop, St. Louis
JACK ADAMS TROPHY Red Berenson, St. Louis

ALL STARS

FIRST TEAM

SECOND TEAM

GOAL

Mike Liut, St. Louis Mario Lessard, Los Angeles

DEFENSE

Denis Potvin, NY Islanders Larry Robinson, Montreal

DEFENSE

RANDY CARLYLE, PITTSBURGH Raymond Bourque, Boston

CENTER

Wayne Gretzky, Edmonton Marcel Dionne, Los Angeles

LEFT WING

Charlie Simmer, Los Angeles Bill Barber, Philadelphia

RIGHT WING

Mike Bossy, NY Islanders Dave Taylor, Los Angeles

PENGUIN AWARD WINNERS

MICHEL BRIERE MEMORIAL TROPHY ROOKIE OF THE YEAR

1980-81 Mark Johnson
 1979-80 Paul Marshall
 1978-79 Greg Millen & Rod Schutt
 1977-78 Peter Lee
 1976-77 Greg Malone
 1974-75 Pierre Larouche
 1973-74 Ron Lalonde
 1971-72 Dave Burrows
 1970-71 Greg Polis
 1969-70 Jean Pronovost
 1967-68 Les Binkley

BILL McCracken MEMORIAL AWARD UNSUNG HERO

1980-81 Paul Gardner
 1979-80 Russ Anderson
 1978-79 George Ferguson
 1977-78 Dave Schultz
 1976-77 Wayne Bianchin
 1975-76 Ron Stackhouse
 1974-75 Gary Inness
 1973-74 Ron Schock
 1972-73 Lowell MacDonald
 1970-71 Bob Blackburn
 1969-70 Val Fonteyne

MAX UNGER AWARD LEADING POINT SCORER

1980-81 Rick Kehoe
 1979-80 Rick Kehoe
 1978-79 Greg Malone
 1977-78 Jean Pronovost
 1976-77 Jean Pronovost
 1975-76 Pierre Larouche
 1974-75 Ron Schock
 1973-74 Syl Apps
 1972-73 Syl Apps
 1971-72 Syl Apps
 1970-71 Bryan Hextall
 1969-70 Dean Prentice
 1968-69 Ken Schinkel
 1967-68 Andy Bathgate

VITALIS AWARD PLAYER'S PLAYER

1980-81 Rick Kehoe
 1979-81 Rick Kehoe
 1978-79 Greg Malone
 1977-78 Denis Herron
 1976-77 Denis Herron
 1975-76 Jean Pronovost
 1974-75 Ron Schock
 1973-74 Jean Pronovost
 1972-73 Lowell MacDonald
 1971-72 Jean Pronovost
 1970-71 Jean Pronovost
 1969-70 Jean Pronovost &
 Dean Prentice
 1968-69 Val Fonteyne

BUDWEISER AWARD MOST VALUABLE PLAYER

1980-81 Randy Carlyle
 1979-80 George Ferguson
 1978-79 Ron Stackhouse &
 Orest Kindrachuk
 1977-78 Pete Mahovlich
 1976-77 Dunc Wilson
 1975-76 Pierre Larouche
 1974-75 Ron Schock &
 Ron Stackhouse
 1973-74 Syl Apps, Dave Burrows,
 Jean Pronovost & Lowell
 Mac Donald
 1972-73 Dave Burrows
 1971-72 Jean Pronovost
 1970-71 Ron Schock
 1969-70 Jean Pronovost
 1968-69 Keith McCreary
 1967-68 Les Binkley

JAMES G. BALMER AWARD CONTRIBUTION TO HOCKEY IN PITTSBURGH

1980-81 Adolph J. Donadeo
 1979-80 Mark Johnson
 1978-79 Baz Bastien
 1977-78 Pete Mahovlich
 1975-76 Ken Schinkel
 1974-75 Jack Button
 1973-74 Lowell MacDonald
 1972-73 Jack Riley
 1971-72 Pittsburgh Penguin
 Partners
 1970-71 Michel Briere
 1969-70 Red Kelly
 1968-69 Jimmy Jordan
 1966-67 Baz Bastien

PEPSI-COLA AWARD OUTSTANDING DEFENSEMAN

1980-81 Randy Carlyle
 1979-80 Ron Stackhouse
**BOOSTER CLUB AWARD
STAR OF GAME LEADER**
 1980-81 Randy Carlyle
 1979-80 George Ferguson
 1978-79 Randy Carlyle
 1977-78 Denis Herron
 1976-77 Dunc Wilson
 1975-76 Dave Burrows
 1974-75 Vic Hadfield

PENGUINS ON THE ROAD

BOSTON BRUINS

G.M. - Harry Sinden
 Coach - Gerry Cheevers
 P.R. - Nate Greenberg
 Arena - Boston Gardens (14,597)
 150 Causeway St.
 Boston, Mass. 02114
 Phone - (617) 227-3209
 Hotel - Cambridge Sonesta
 Phone - (617) 491-3600

BUFFALO SABRES

G.M. - Scotty Bowman
 Coach - Scotty Bowman
 P.R. - Paul Wieland
 Arena - Memorial Aud (16,433)
 140 Main St.
 Buffalo, N.Y. 14202
 Phone - (716) 856-7300
 Hotel - Buffalo Hilton
 Phone - (716) 845-5100

CALGARY FLAMES

G.M. - Cliff Fletcher
 Coach - Al MacNeil
 P.R. - Al Coates
 Arena - Stampede Corral (6,492)
 P.O. Box 1540, Station M
 Calgary, Alberta T2P 3B9
 Phone - (403) 233-8383
 Hotel - Calgary Inn
 Phone - (403) 266-1611

CHICAGO BLACK HAWKS

G.M. - Bob Pulford
 Coach - Keith Magnuson
 P.R. - Don Murphy
 Arena - Chicago Stadium (17,100)
 1840 W. Madison Ave.
 Chicago, Illinois 606129
 Phone - (312) 733-5300
 Hotel - Marriott Downtown
 Phone - (312) 836-0100

COLORADO ROCKIES

G.M. - Bill MacMillian
 Coach - Bert Marshall
 P.R. - Kevin O'Brien
 Arena - McNichols Arena (16,401)
 One McNichols Plaza
 Denver, Colorado 80204
 Phone - (303) 573-1800
 Hotel - Denver Hilton
 Phone - (303) 893-3333

DETROIT RED WINGS

G.M. - Jim Skinner
 Coach - Wayne Maxner
 P.R. - Al Blade
 Arena - Joe Louis Arena (19,275)
 600 Civic Center Drive
 Detroit, Michigan 48226
 Phone - (313) 963-8400
 Hotel - Plaza Hotel
 Phone - (313) 568-8000

EDMONTON OILERS

G.M. - Glen Sather
 Coach - Glen Sather
 P.R. - Bill Tuele
 Arena - Northlands Coliseum (15,248)
 7424 118th Avenue
 Edmonton, Alberta T5B 4M9
 Phone - (403) 474-8561
 Hotel - Forum Motor Inn
 Phone - (403) 471-1231

HARTFORD WHALERS

G.M. - Larry Pleau
 G.M. - Larry Pleau
 P.R. - Bob Casey
 Arena - Hartford Civic Center (14,510)
 One Civic Center Plaza
 Hartford, Connecticut 06103
 Phone - (203) 728-3366
 Hotel - Sheraton Hartford
 Phone - (203) 728-5151

LOS ANGELES KINGS

G.M. - George Maguire
 Coach - Parker MacDonald
 P.R. - Scott Carmichael
 Arena - The Forum (16,005)
 3900 W. Manchester Blvd.
 Inglewood, California 90301
 Phone - (213) 674-6000
 Hotel - Marriott Airport
 Phone - (213) 641-5700

MINNESOTA NORTH STARS

G.M. - Lou Nanne
 Coach - Glen Sonmor
 P.R. - Dick Dillman
 Arena - Met Sports Center (15,184)
 7901 Cedar Ave. North
 Bloomington, Minnesota 55420
 Phone - (612) 853-9333
 Hotel - Registry Hotel
 Phone - (612) 854-2244

MONTREAL CANDIENS

G.M. - Irving Grandman
 Coach - Bob Berry
 P.R. - Claude Mouton
 Arena - Montreal Forum (18,350)
 2313 St. Catherine St. West
 Montreal, Quebec H3H 1N2
 Phone - (514) 932-6131
 Hotel - Lemoyne Manoir
 Phone - (514) 931-8861

NEW YORK ISLANDERS

G.M. - Bill Torrey
 Coach - Al Arbour
 P.R. - Les Wagner
 Arena - Nassau Coliseum (15,317)
 Hempstead Turnpike
 Uniondale, New York 11553
 Phone - (516) 794-4100
 Hotel - Island Inn
 Phone - (516) 741-4500

NEW YORK RANGERS

G.M. - Craig Patrick
 Coach - Herb Brooks
 P.R. - John Halligan
 Arena - Madison Sq. Garden (17,500)
 4 Pennsylvania Plaza
 New York, N.Y. 10001
 Phone - (212) 563-8036
 Hotel - New York Statler
 Phone - (212) 736-5000

PHIALDEPHIA FLYERS

G.M. - Keith Allen
 Coach - Pat Quinn
 P.R. - Joe Kadlec
 Arena - The Spectrum (17,077)
 Pattison Place
 Philadelphia, Pa. 19148
 Phone - (215) 465-4500
 Hotel - Stadium Hilton
 Phone - (215) 755-9500

QUEBEC NORDIQUES

G.M. - Maurice Filion
 Coach - Michel Bergeron
 P.R. - Michel Parizeau
 Arena - Quebec Coliseum (15,300)
 5555 3rd Ave. West
 Charlesbourg, Quebec G1H 6R1
 Phone - (418) 627-3801
 Hotel - Chateau Frontenac
 Phone - (418) 692-3861

ST. LOUIS BLUES

G.M. - Emile Francis
 Coach - Red Berenson
 P.R. - Susie Mathieu
 Arena - The Checkerdome (18,006)
 5700 Oakland Ave.
 St. Louis, Missouri 63110
 Phone - (314) 781-5300
 Hotel - Airport Marriott
 Phone - (314) 423-9700

TORONTO MAPLE LEAFS

G.M. - Punch Imlach
 Coach - Mike Nykoluk
 P.R. - Stan Obodiac
 Arena - Maple Leaf Gardens (16,485)
 60 Carlton St.
 Toronto, Ontario M5B 1L1
 Phone - (416) 368-1641
 Hotel - Westbury Hotel
 Phone - (416) 924-0611

VANCOUVER CANUCKS

G.M. - Jake Milford
 Coach - Harry Neale
 P.R. - Norm Jewison
 Arena - Pacific Coliseum (15,613)
 100 N. Renfrew St.
 Vancouver, B.C. V5K 3N7
 Phone - (604) 254-5141
 Hotel - Hotel Vancouver
 Phone - (604) 684-3131

PENGUINS ON THE ROAD

WASHINGTON CAPITALS

G.M. - Max McNab
 Coach - Gary Green
 P.R. - Lou Corletto
 Arena - Capital Centre (18,130)
 Landover, Maryland 20786
 Phone - (301) 350-3400
 Hotel - International Hotel - Baltimore
 Phone - (301) 761-7700

WINNIPEG JETS

G.M. - John Ferguson
 G.M. - Tom Watt
 P.R. - Hartley Goldman
 Arena - Winnipeg Arena (15,430)
 15-1430 Maroons Road
 Winnipeg, Manitoba R3G 0L5
 Phone - (204) 772-9491
 Hotel - Winnipeg Inn
 Phone - (204) 957-1350

NHL MONTREAL

G.M. - John Zeigler, Jr.
 Exec. Vice Pres - Brian O'Neill
 Inform. & Stats. - Ron Andrews/
 Mark Atchison/Mike Griffin
 960 Sun Life Bldg.
 Montreal, Quebec H3B 2W2
 Phone - (514) 871-9220

NHL NEW YORK

President - Gil Stein
 Vice Pres. - Jack Driscoll
 P.R. - Rodger Gottlieb
 1221 Ave. of Americas
 New York, NY 10020
 Phone - (212) 398-1100

NHL TORONTO

Referee-in-Chief - Scotty Morrison
 Suite 202
 1 Greensboro Drive
 Rexdale, Ontario M9W 1C8
 Phone - (416) 245-2926

1981 OCTOBER 1981

SUNDAY	MONDAY	TUESDAY	WEDNESDAY	THURSDAY	FRIDAY	SATURDAY
				1	2	3
		22 STL	22 CHI			QUE
4 22 PHIL	5	6	7	8	9	10
11	12	13	14 NYI	15	16	17 MINN
18 DET	19	20 COLO	21	22 CALG	23 EDM	24
25 VAN	26	27	28 TOR	29 PHIL	30	31 BUFF

1981 NOVEMBER 1981

SUNDAY	MONDAY	TUESDAY	WEDNESDAY	THURSDAY	FRIDAY	SATURDAY
1	2	3	4 NYR	5	6	7 PHIL
8	9	10	11 WASH	12	13	14 BOST
15	16	17	18 STL	19	20 TOR	21 MONT
22	23 QUE	24 MONT	25	26	27	28 DET
29	30					

1981 DECEMBER 1981

SUNDAY	MONDAY	TUESDAY	WEDNESDAY	THURSDAY	FRIDAY	SATURDAY
			1 WIN	2	3	4 STL
6 BUFF	7	8	9 PHIL	10	11	12 WASH
13 NYR	14	15	16 LA	17	18	19 NYR
20 PHIL	21	22	23 TOR	24	25	26 BUFF
27 NYR	28	29	30 WASH	31		

1982 JANUARY 1982

SUNDAY	MONDAY	TUESDAY	WEDNESDAY	THURSDAY	FRIDAY	SATURDAY
						1 HART
22 HART			22 CHI	22 DET		2 VAN
3	4	5	6	7	8	9
10	11	12	13 WIN	14 CALG	15	16
17 VAN	18	19	20 BOST	21 NYI	22	23 PHIL
24 WASH	25 NYI	26 NYI	27	28	29	30 WIN

1982 FEBRUARY 1982

SUNDAY	MONDAY	TUESDAY	WEDNESDAY	THURSDAY	FRIDAY	SATURDAY
			1 MINN	2	3	4 WASH
7 PHIL	8	9	10 HART	11 MONT	12	13 LA
14	15	16	17 NYI	18 NYR	19	20 PHIL
21 NYI	22	23	24	25 NYI	26	27 EDM
28 NYR						

1982 MARCH 1982

SUNDAY	MONDAY	TUESDAY	WEDNESDAY	THURSDAY	FRIDAY	SATURDAY
			1 BOST	2	3	4 QUE
7 CALG	8	9	10 WASH	11	12	13 COLO
14	15 MINN	16	17 EDM	18	19	20 LA
21 COLO	22	23	24 NYR	25	26	27 CHI
28 WASH	29	30	31 WASH			

1982 APRIL 1982

SUNDAY	MONDAY	TUESDAY	WEDNESDAY	THURSDAY	FRIDAY	SATURDAY
					1 NYR	2
4 NYI	5	6	7	8	9	10
11	12	13	14	15	16	17
18	19	20	21	22	23	24
25	26	27	28	29	30	



AWAY

HOME

**TELEVISED GAME on
WPTT-TV (CHANNEL 22)**

All games home and away on
KQV Radio (1410 AM)

Pittsburgh Penguins



1981-82 AWAY SCHEDULE

DAY	DATE	OPPONENT	TIME
Tuesday	October 6	St. Louis	9:05 (22)
Wednesday	October 7	Chicago	8:35 (22)
Sunday	October 11	Philadelphia	7:05 (22)
Sunday	October 18	Detroit	7:05
Thursday	October 22	Calgary	9:35
Friday	October 23	Edmonton	9:35
Sunday	October 25	Vancouver	10:05
Thursday	October 29	Philadelphia	7:35 (22)
Wednesday	November 11	Washington	7:35 (22)
Saturday	November 14	Boston	7:05
Saturday	November 21	Montreal	8:05 (22)
Tuesday	November 24	Quebec	7:35
Saturday	December 5	St. Louis	9:05 (22)
Sunday	December 6	Buffalo	7:05 (22)
Monday	December 14	NY Rangers	8:05 (22)
Sunday	December 20	Philadelphia	7:05 (22)
Wednesday	December 23	Toronto	8:05 (22)
Sunday	December 27	NY Rangers	7:35
Sunday	January 3	Hartford	7:05 (22)
Wednesday	January 6	Chicago	8:35 (22)
Thursday	January 7	Detroit	7:35 (22)
Wednesday	January 13	Winnipeg	10:05
Saturday	January 16	Calgary	8:05
Sunday	January 17	Vancouver	10:05
Thursday	January 21	NY Islanders	8:05 (22)
Tuesday	January 26	NY Islanders	8:05 (22)
Sunday	January 31	Washington	7:05 (22)
Sunday	February 7	Philadelphia	7:05 (22)
Thursday	February 11	Montreal	8:05
Tuesday	February 16	NY Islanders	8:05 (22)
Thursday	February 25	NY Islanders	8:05 (22)
Sunday	February 28	NY Rangers	7:35 (22)
Saturday	March 6	Quebec	7:35
Wednesday	March 10	Washington	7:35 (22)
Monday	March 15	Minnesota	9:05
Wednesday	March 17	Edmonton	9:35
Saturday	March 20	Los Angeles	10:05 (22)
Sunday	March 21	Colorado	9:35
Sunday	March 28	Washington	7:05 (22)
Friday	April 2	NY Rangers	8:35 (22)

All times - Pittsburgh time

(22) - Televised game on WPTT-TV (Channel 22)