


22  
23



# MEDIA GUIDE



PITTSBURGH PENGUINS • PITTSBURGH PENGUINS • PITTSBURGH PENGUINS • PITTSBURGH PENGUINS • PITTSBURGH PENGUINS

[This page was left blank intentionally.]



# CONTENTS

PPG PAINTS ARENA | 1001 FIFTH AVENUE | PITTSBURGH, PA 15219  
PHONE 412.642.1300

**PPG PAINTS ARENA MAP 6**

**PPG PAINTS ARENA 8**

**LE MAGNIFIQUE 11**

**UPMC LEMIEUX SPORTS COMPLEX 12**

**TEAM OPERATIONS 15**

**FENWAY SPORTS GROUP 16**

- JOHN HENRY ..... 17
- TOM WERNER ..... 17
- KEVIN ACKLIN ..... 18
- MIKE DILLON ..... 18
- TRACEY McCANTS LEWIS ..... 18
- JAMES SANTILLI ..... 19
- ERIK WATTS ..... 19
- CHRIS ZABER ..... 19
- RON HEXTALL ..... 20
- BRIAN BURKE ..... 21
- CHRIS PRYOR ..... 22
- ALEC SCHALL ..... 22
- ANDY SAUCIER ..... 23
- TREVOR DALEY ..... 23
- MIKE SULLIVAN ..... 24
- TODD REIRDEN ..... 25
- MIKE VELLUCCI ..... 25
- ANDY CHIODO ..... 26
- TY HENNES ..... 26
- TOM KOSTOPOULOS ..... 27
- TEENA MURRAY ..... 27
- NICK PRYOR ..... 28
- BRETT HEXTALL ..... 28
- CHRIS BUTLER ..... 29
- MATT CULLEN ..... 29

- KAIN TISI ..... 30
- CHARLES GRANT ..... 30
- J.D. FORREST ..... 31
- KEVIN PORTER ..... 31
- SHELDON BROOKBANK ..... 32
- EQUIPMENT STAFF ..... 33
- INTEGRATED PERFORMANCE TEAM ..... 33
- HOCKEY SUPPORT STAFF ..... 33
- SCOUTING STAFF ..... 34
- STAFF DIRECTORY ..... 35

**PLAYERS 37**

- JOSH ARCHIBALD ..... 38
- TEDDY BLUEGER ..... 40
- DRAKE CAGGIULA ..... 42
- JEFF CARTER ..... 44
- SIDNEY CROSBY ..... 46
- CASEY DeSMITH ..... 50
- BRIAN DUMOULIN ..... 52
- MARK FRIEDMAN ..... 54
- JAKE GUENTZEL ..... 56
- DANTON HEINEN ..... 60
- TRISTAN JARRY ..... 62
- KASPERI KAPANEN ..... 64
- KRIS LETANG ..... 66
- EVGENI MALKIN ..... 70
- BROCK MCGINN ..... 74
- DREW O'CONNOR ..... 76
- JEFF PETRY ..... 78
- MARCUS PETERSSON ..... 80
- RYAN POEHLING ..... 82
- RICKARD RAKELL ..... 84
- CHAD RUHWEDDEL ..... 86
- BRYAN RUST ..... 88

- JAN RUTTA ..... 90
- TY SMITH ..... 92
- JASON ZUCKER ..... 94
- COREY ANDONOVSKI ..... 96
- RAIVIS ANSONS ..... 97
- TAYLOR FEDUN ..... 98
- JORDAN FRASCA ..... 99
- TAYLOR GAUTHIER ..... 100
- TY GLOVER ..... 101
- JONATHAN GRUDEN ..... 102
- FILIP HALLANDER ..... 103
- PIERRE-OLIVIER JOSEPH ..... 104
- NATHAN LEGARE ..... 105
- FILIP LINDBERG ..... 106
- JOSH MANISCALCO ..... 107
- ALEX NYLANDER ..... 108
- XAVIER OUELLET ..... 109
- OWEN PICKERING ..... 110
- SAM POULIN ..... 111
- VALTTERI PUUSTINEN ..... 112
- LUKAS SVEJKOVSKY ..... 113
- COLIN SWOYER ..... 114
- DUSTIN TOKARSKI ..... 115
- IN THE SYSTEM ..... 116

**OPPONENTS 123**

- ANAHEIM DUCKS ..... 124
- ARIZONA COYOTES ..... 126
- BOSTON BRUINS ..... 128
- BUFFALO SABRES ..... 130
- CALGARY FLAMES ..... 132
- CAROLINA HURRICANES ..... 134
- CHICAGO BLACKHAWKS ..... 136
- COLORADO AVALANCHE ..... 138

COLUMBUS BLUE JACKETS . . . . .	140	Home . . . . .	194	<b>OVERTIME . . . . .</b>	<b>262</b>
DALLAS STARS . . . . .	142	Road . . . . .	195	All-Time Overtime Record . . . . .	262
DETROIT RED WINGS . . . . .	144	<b>FORMER PENGUINS . . . . .</b>	<b>196</b>	All-Time Overtime vs. Each Team . . . . .	263
EDMONTON OILERS . . . . .	146	Forwards/Defensemen . . . . .	196	Wins . . . . .	263
FLORIDA PANTHERS . . . . .	148	Goaltenders . . . . .	214	Overtime Scoring . . . . .	272
LOS ANGELES KINGS . . . . .	150	<b>GOALTENDERS . . . . .</b>	<b>217</b>	<b>SHOOTOUTS . . . . .</b>	<b>273</b>
MINNESOTA WILD . . . . .	152	All-Time Statistics . . . . .	217	All-Time Record . . . . .	273
MONTREAL CANADIENS . . . . .	154	<b>TEAM OPERATIONS . . . . .</b>	<b>219</b>	All-Time vs. Each Team . . . . .	273
NASHVILLE PREDATORS . . . . .	156	General Managers . . . . .	219	All-Time Results . . . . .	274
NEW JERSEY DEVILS . . . . .	158	All-Time General Manager Leaders . . . . .	219	All-Time Results . . . . .	277
NEW YORK ISLANDERS . . . . .	160	Head Coaches . . . . .	220	All-Time Record . . . . .	278
NEW YORK RANGERS . . . . .	162	All-Time Head Coaching Leaders . . . . .	220	Penguins Goalies . . . . .	279
OTTAWA SENATORS . . . . .	164	<b>COACHES YEARLY . . . . .</b>	<b>221</b>	Penguins Shooters . . . . .	279
PHILADELPHIA FLYERS . . . . .	166	<b>TEAM CAPTAINS AND PRESIDENTS . . . . .</b>	<b>228</b>	<b>HAT TRICKS . . . . .</b>	<b>280</b>
ST. LOUIS BLUES . . . . .	168	<b>SCOUTS . . . . .</b>	<b>229</b>	Hat Tricks Against . . . . .	284
SAN JOSE SHARKS . . . . .	170	<b>ALL-TIME LEADERS . . . . .</b>	<b>230</b>	<b>SPECIAL TEAMS . . . . .</b>	<b>288</b>
SEATTLE KRAKEN . . . . .	172	Games Played . . . . .	230	Power Play . . . . .	288
TAMPA BAY LIGHTNING . . . . .	174	Goals . . . . .	230	Penalty Kill . . . . .	288
TORONTO MAPLE LEAFS . . . . .	176	Assists . . . . .	231	<b>PENALTY SHOTS . . . . .</b>	<b>290</b>
VANCOUVER CANUCKS . . . . .	178	Points . . . . .	231	Penalty Shots for . . . . .	290
VEGAS GOLDEN KNIGHTS . . . . .	180	Power-Play Goals . . . . .	232	Opponent Penalty Shots . . . . .	291
WASHINGTON CAPITALS . . . . .	182	Power-Play Point/Assists (Season) . . . . .	232	<b>SHUTOUTS . . . . .</b>	<b>292</b>
WINNIPEG JETS . . . . .	184	Shorthanded Goals . . . . .	232	Shutouts Against . . . . .	296
<b>HISTORY . . . . .</b>	<b>187</b>	Game-Winning Goals . . . . .	233	<b>FASTEST GOALS . . . . .</b>	<b>300</b>
<b>PENGUINS ALL-TIME TEAM . . . . .</b>	<b>188</b>	Shots . . . . .	233	Team . . . . .	300
Mario Lemieux   66 . . . . .	188	Shooting Percentage . . . . .	233	Individuals . . . . .	301
Ron Francis   10/9 . . . . .	188	Overtime Goals . . . . .	234	<b>DRAFT PICKS ALL-TIME . . . . .</b>	<b>302</b>
Jaromir Jagr   68 . . . . .	188	Shootout Goals . . . . .	234	<b>CIVIC/MELLON ARENA . . . . .</b>	<b>312</b>
Rick Kehoe   17 . . . . .	188	Shootout Game Deciding Goals . . . . .	234	<b>CIVIC/MELLON ARENA RECORDS . . . . .</b>	<b>314</b>
Kevin Stevens   25 . . . . .	188	Consecutive Games Played . . . . .	235	Team Records . . . . .	314
Jean Pronovost   19 . . . . .	188	Games by a Goaltender . . . . .	235	Individual Records . . . . .	314
Paul Coffey   77 . . . . .	189	Wins . . . . .	236	<b>HISTORIC DATES . . . . .</b>	<b>315</b>
Larry Murphy   15 . . . . .	189	Shutouts . . . . .	236	<b>UNIFORM HISTORY . . . . .</b>	<b>323</b>
Ulf Samuelsson   5 . . . . .	189	<b>SEASON LEADERS . . . . .</b>	<b>237</b>	<b>UNIFORM NUMBERS . . . . .</b>	<b>328</b>
Tom Barrasso   35 . . . . .	189	Goals . . . . .	237	<b>HONORS / AWARDS . . . . .</b>	<b>332</b>
Syl Apps   26 . . . . .	189	Assists . . . . .	238	Championships . . . . .	332
Joe Mullen   7 . . . . .	189	Points . . . . .	239	Legacy Honors . . . . .	332
Dave Burrows   4 . . . . .	189	Game-Winning Goals . . . . .	240	NHL Award Winners . . . . .	332
MArk recchi   8/18 . . . . .	189	Power-Play Goals . . . . .	241	Scoring Milestones . . . . .	333
Les Binkley   30 . . . . .	190	Shorthanded Goals . . . . .	242	All-Star Recognition . . . . .	334
Pierre Larouche   10 . . . . .	190	Penalty Minutes . . . . .	243	<b>ALL-STAR GAME . . . . .</b>	<b>335</b>
<b>HONORABLE MENTIONS . . . . .</b>	<b>190</b>	Shots . . . . .	244	<b>ATTENDANCE . . . . .</b>	<b>338</b>
Randy Carlyle   25 . . . . .	190	Plus/Minus (min: 25 GP) . . . . .	245	Regular Season . . . . .	338
Rick Tocchet   22/92 . . . . .	190	Goals-against average (min:25 GP) . . . . .	246	Playoffs . . . . .	340
Martin Straka   82 . . . . .	190	Shutouts . . . . .	247	<b>TRAINING CAMP . . . . .</b>	<b>341</b>
Ron Stackhouse   3 . . . . .	190	Wins . . . . .	248	<b>TEAM AWARDS . . . . .</b>	<b>342</b>
Lowell MacDonald   18 . . . . .	190	<b>TEAM RECORDS . . . . .</b>	<b>249</b>	<b>1967-68 . . . . .</b>	<b>346</b>
<b>ALL-TIME TEAM BUILDERS . . . . .</b>	<b>190</b>	Season . . . . .	249	<b>1968-69 . . . . .</b>	<b>348</b>
<b>OPENERS . . . . .</b>	<b>191</b>	Games . . . . .	251	<b>1969-70 . . . . .</b>	<b>350</b>
<b>SEASON RECORDS . . . . .</b>	<b>193</b>	Period . . . . .	252	<b>1970-71 . . . . .</b>	<b>352</b>
Overall . . . . .	193	<b>PLAYER RECORDS . . . . .</b>	<b>253</b>	<b>1971-72 . . . . .</b>	<b>354</b>
		Season . . . . .	253	<b>1972-73 . . . . .</b>	<b>356</b>
		Month . . . . .	254	<b>1973-74 . . . . .</b>	<b>358</b>
		Game . . . . .	254		
		Period . . . . .	254		
		Goaltenders . . . . .	255		
		<b>STREAKS . . . . .</b>	<b>257</b>		
		<b>MONTH BY MONTH . . . . .</b>	<b>260</b>		

1974-75	360	2020-21	450	1994	480
1975-76	362	2021-22	452	1995	480
1976-77	364	<b>PLAYOFF HISTORY</b>	<b>455</b>	1996	481
1977-78	366	PLAYOFF GAME-BY-GAME RESULTS	457	1997	481
1978-79	368	PLAYOFF RECORDS	462	1998	481
1979-80	370	All-Time Against Opponents	462	1999	482
1980-81	372	Coaches' Playoff Records	462	2000	482
1981-82	374	Records By Game	462	2001	482
1982-83	376	Records By Series	462	2007	483
1983-84	378	Miscellaneous Playoff Records	462	2008	483
1984-85	380	All-Time Playoff Records	463	2009	483
1985-86	382	Games Played	463	2010	484
1986-87	384	Points	463	2011	484
1987-88	386	Goals	463	2012	484
1988-89	388	Assists	463	2013	485
1989-90	390	Power-Play Goals	463	2014	485
1990-91	392	Shorthanded Goals	463	2015	485
1991-92	394	Game-Winning Goals	463	2016	486
1992-93	396	Wins	463	2017	486
1993-94	398	Goals-Against Average	463	2018	486
1994-95	400	Shutouts	463	2019	487
1995-96	402	All-Time Goaltenders' Playoff Records	464	2020	487
1996-97	404	<b>PLAYER RECORDS</b>	<b>465</b>	2021	487
1997-98	406	Career	465	2022	488
1998-99	408	Period	465	<b>OPPONENT PLAYOFF LEADERS</b>	<b>489</b>
1999-00	410	Series	465	Scoring Leaders	489
2000-01	412	Year	465	Goaltending Leaders (min: 3 games)	489
2001-02	414	Game	465	<b>MEDIA INFORMATION</b>	<b>491</b>
2002-03	416	<b>OVERTIME GAMES</b>	<b>466</b>	<b>COMMUNICATIONS DEPARTMENT</b>	<b>492</b>
2003-04	418	PLAYOFF SCORING	467	<b>AT&amp;T SPORTSNET BROADCAST TEAM</b>	<b>493</b>
2005-06	420	<b>TEAM SCORING</b>	<b>471</b>	Steve Mears	493
2006-07	422	Series	471	Bob Errey	493
2007-08	424	Game	472	Dan Potash	493
2008-09	426	Period	473	<b>PENGUINS RADIO NETWORK</b>	<b>494</b>
2009-10	428	Fastest Goals	473	Josh Getzoff	494
2010-11	430	<b>TEAM LEADERS</b>	<b>474</b>	Phil Bourque	494
2011-12	432	Hat Tricks	474	Paul Steigerwald	494
2012-13	434	Penalty Shots	474	Mike Lange	494
2013-14	436	Shutouts	475	<b>2022.23 ON AND OFF-ICE OFFICIALS</b>	<b>495</b>
2014-15	438	<b>YEAR-BY-YEAR PLAYOFF STATS</b>	<b>476</b>	<b>2022.23 KEY DATES</b>	<b>496</b>
2015-16	440	1970	476	<b>2022.23 SCHEDULE</b>	<b>497</b>
2016-17	442	1972	476		
2017-18	444	1975	476		
2018-19	446	1976	477		
2019-20	448	1977	477		
		1979	477		
		1980	478		
		1981	478		
		1982	478		
		1989	479		
		1991	479		
		1992	479		
		1993	480		

# PPG PAINTS ARENA MAP



- CLUB LOGES PRESENTED BY LEXUS
- CLUB SUITES
- GIANT EAGLE | SNAPPLE LEVEL SEATING
- LEXUS LOGES
- CLUB SEATING
- FEDEX LEVEL SEATING
- JIM BEAM® MAKE HISTORY® PARTY SUITES
- BETRIVERS LOUNGE SEATING
- ACCESSIBLE SEATING
- PNC LEGENDS LEVEL SUITES

- A JIM SHORKEY AUTO GROUP PARKING GARAGE
- B PEOPLES GATE
- C HIGHMARK GATE
- D F.N.B. GATE

### HIGHMARK GATE

- 1 Highmark Studio
- 2 DICK'S Sporting Goods Box Office and Will Call
- 3 PensGear

### PNC LEGENDS LEVEL

- 9 Lexus Club
- 10 RMU Conference Center
- 11 Jim Beam® Make History® Party Suites
- 12 PNC ATM

### FEDEX LEVEL

- 4 F.N.B. Club
- 5 Guest Services
- 6 King Penguin
- 7 Captain Morgan Club
- 8 BetRivers Lounge
- + First Aid sponsored by UPMC

### GIANT EAGLE | SNAPPLE LEVEL

- 12 Coors Light Igloo Club
- + First Aid sponsored by UPMC

- F.N.B. ATM
- Men's Restrooms
- Women's Restrooms
- Family Restrooms
- Nursing Rooms



# BANK LIKE A CHAMPION



Introducing the  
Penguins® Power  
Play Package.

Show your Penguins® pride with every purchase. Add the Penguins® Power Play Package to any FNB checking account with a \$25 annual fee<sup>1</sup> and score some all-star rewards:

- Penguins®-branded debit card, cash back credit card<sup>2</sup> and checks<sup>3</sup>
- Discounts at PensGear stores<sup>4</sup>
- Discounts on ticket purchases<sup>5</sup>
- Exclusive benefits throughout the season

Sign up at [FNB-online.com/Penguins](http://FNB-online.com/Penguins).



## First National Bank

Official Retail and Digital Bank of the Pittsburgh Penguins®.

<sup>1</sup>Annual fee will be charged to your account 30 days after account opening on the last business day of the month and annually thereafter. Annual fee is non-refundable. • <sup>2</sup>Credit cards are subject to credit approval. • <sup>3</sup>Checks are not permitted for eStyle Accounts. • <sup>4</sup>Some restrictions apply. Valid in PensGear stores only. Not valid for online purchases. • <sup>5</sup>Ticket discounts will be available for select games. Card holders will be notified when discounted tickets become available. • Member FDIC

# PPG PAINTS ARENA

2 0 1 0 . 1 1  
O P E N I N G S E A S O N

PPG Paints Arena, home of the five-time Stanley Cup champion Pittsburgh Penguins, is now in its 13th season of operation as Pittsburgh's multi-purpose entertainment venue.

Ranked as one of the finest indoor facilities in North America, PPG Paints Arena hosts more than 150 events each year, ranging from NHL hockey to collegiate sports, concerts, family shows, skating shows and more. PPG acquired naming rights in October 2016.

The partnership with PPG is one of the key factors in the Penguins' success as a franchise. PPG is an outstanding global organization that makes its home here in Pittsburgh, and the partnership offers exciting opportunities for Penguins fans, as well as engagement opportunities for PPG employees and customers.

In addition to hosting the Stanley Cup Finals in 2016 and 2017, the arena has hosted the NCAA Men's Basketball Tournament early rounds [2012, 2015, 2018 and 2022], the NHL Draft [2012], the NCAA Men's Frozen Four [2013 and 2021], the USA Gymnastics Championships [2014], the Atlantic 10 Men's Basketball Conference Championship tournament [2017], the NCAA Wrestling Championships [2019] and the NCAA Women's Volleyball Championships [2019].

National events on the upcoming schedule include the the first and second rounds of the NCAA Men's Basketball Tournament in 2023.

Pittsburgh's much-anticipated new arena opened its doors on August 18, 2010 with a grand opening concert by music legend Paul McCartney, who had not performed in the city since 1990. McCartney had played in Pittsburgh as far back as 1964 at the old Civic Arena across the street.

The facility seats 18,187 for hockey, more than 19,000 for basketball and almost 20,000 for concerts. It is a green building and is the first NHL arena to attain LEED Gold certification.

A funding plan for the new arena project was completed in March 2007, thanks to the







combined efforts of Pennsylvania Governor Ed Rendell, Allegheny County Executive Dan Onorato and Pittsburgh Mayor Luke Ravenstahl, among others.

The arena was completed on time and under budget in 2010, thanks to architectural firms Populous and Astorino; the owner's representative, CAA ICON; the construction company, PJ Dick/Hunt; and the excellent construction workers and skilled trade workers of Western Pennsylvania.

The Sports & Exhibition Authority owns the building on behalf of the city and country, and the Penguins have the lease. The arena is managed by Oak View Group (OVG), with Gary Desjardins serving as general manager.



**PPG PAINTS ARENA HOSTED THE STANLEY CUP FINALS IN 2016 AND 2017.**



A groundbreaking ceremony for the new arena was held on August 14, 2008.

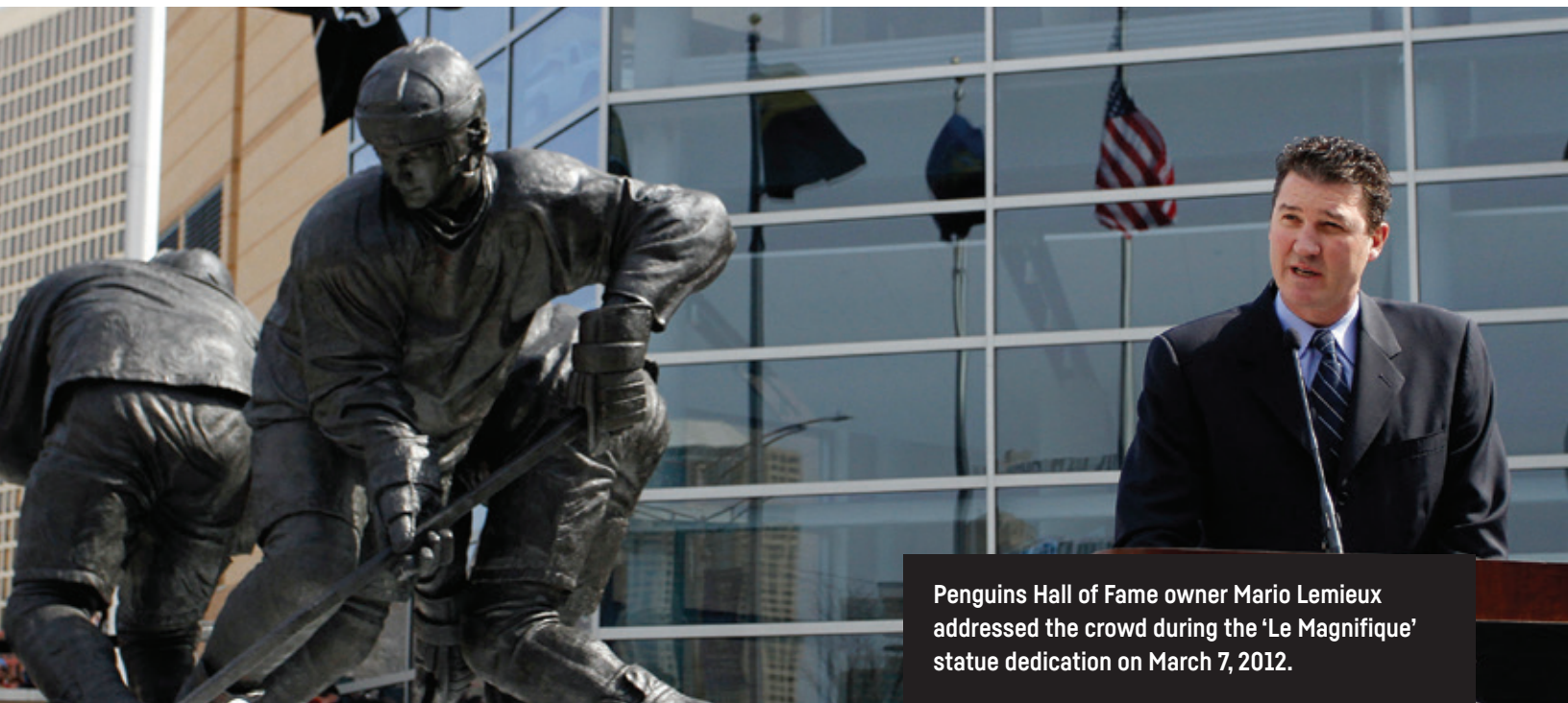
### PPG PAINTS ARENA AND CIVIC/MELLON ARENA COMPARISON

	PPG PAINTS ARENA	CIVIC/MELLON ARENA
<b>CAPACITY</b>	Hockey: 18,187	Hockey: 16,940
	Basketball: 19,300	Basketball: 17,537
	End Stage: 14,836	End Stage: 12,800
	Center Stage: 20,058	Center Stage: 18,039
<b>SQUARE FOOTAGE</b>	720,000	420,000
<b>SUITES</b>	62 Suites + 4 Party Suites	52 Suites
<b>LOGE BOXES</b>	32	0
<b>CLUB SEATS</b>	2,000	1,696

### PPG PAINTS ARENA FAST FACTS

<b>GROUNDBREAKING</b>	August 14, 2008
<b>OPENING</b>	August 2, 2010
<b>FIRST GAME</b>	Oct. 7, 2010 vs. Philadelphia
<b>LOCATION</b>	Downtown Pittsburgh, PA, bounded by Fifth Ave, Centre Ave. & Washington Place
<b>OWNER</b>	Sports & Exhibition Authority of Pittsburgh and Allegheny County
<b>FINANCIAL ASSISTANCE</b>	Commonwealth of Pennsylvania
<b>DEVELOPER</b>	Pittsburgh Arena Development, LP
<b>OPERATOR</b>	Pittsburgh Arena Operating LP/Oak View Group
<b>PRIMARY TENANTS</b>	Pittsburgh Penguins
<b>FUNCTIONS</b>	NHL hockey, basketball, circus, indoor soccer, concerts, tennis, volleyball, stage shows, exhibitions
<b>SITE ACREAGE</b>	Approximately 8 acres
<b>NUMBER OF LEVELS</b>	6

# LE MAGNIFIQUE



Penguins Hall of Fame owner Mario Lemieux addressed the crowd during the 'Le Magnifique' statue dedication on March 7, 2012.

## LE MAGNIFIQUE THE STATUE

The singular image of Mario Lemieux's greatness as a hockey player is Lemieux bursting through two defensemen en route to the goal – brilliant, determined, unstoppable. As captured in this unique sculpture, the image also is a metaphor for everything Lemieux has accomplished in his life and career: overcoming obstacles, turning back challenges, facing seemingly insurmountable odds yet somehow succeeding through talent, dedication and sheer will. After beating cancer, Lemieux turned his focus to raising money for cancer research and neo-natal research, and his efforts through the Mario Lemieux Foundation have had a far-ranging impact on our community, especially our children. Having bought the Pittsburgh Penguins out of bankruptcy, he also led the effort to turn them into a model franchise – worthy of championships but also of the No. 1 ranking in Fan Relations in all of professional sports. His relentless quest for a new arena for Pittsburgh resulted in the spectacular PPG Paints Arena, the region's multi-purpose entertainment center and soon to be a magnet for 21st century development.

## STATUE QUICK FACTS

- The statue is made of bronze.
- It is 10.25' high x 13' long x 10' wide.
- It weighs 4,700 pounds.
- It took 15 months to design and construct.
- Each figure was sculpted separately and then assembled.
- It was transported across the country from California to Pittsburgh on a large drop bed truck. The trip took six days.
- Unveiled March 7, 2012.



THE SINGULAR IMAGE OF MARIO LEMIEUX'S GREATNESS AS A HOCKEY PLAYER IS LEMIEUX BURSTING THROUGH TWO DEFENSEMEN EN ROUTE TO THE GOAL – BRILLIANT, DETERMINED, UNSTOPPABLE.

# UPMC LEMIEUX SPORTS COMPLEX



## ABSOLUTELY INCREDIBLE. THIS IS GOING TO BE A REVOLUTIONARY PLACE.

– GARY BETTMAN, NHL COMMISSIONER

The UPMC Lemieux Sports Complex in Cranberry Township is, indeed, unique.

Known to hockey fans as the primary practice facility of the five-time Stanley Cup champion Pittsburgh Penguins, it also is the first such facility in the country to combine hockey with a world-class medical center and performance training center.

The UPMC Lemieux Sports Complex is a one-of-a-kind world-class complex in Cranberry Township, serving the greater Pittsburgh area.

Now in its eighth year of operation, the 185,000-square foot complex includes 54,000 square feet of clinical space, offering expert care in orthopaedics, concussion management, physical and occupational therapy and on-site MRI and X-ray imaging. In 2020 a Women's Clinic and Children's Express Clinic were added to the complex.

The Penguins have a locker room and weight room similar to those at PPG Paints Arena as well as other NHL-style facilities for coaches and players.

The two sheets of ice are home to the DICK'S Sporting Goods Pittsburgh Penguins Elite youth hockey program in addition to amateur and high school games, adult hockey leagues and instructional camps and clinics. Events have ranged from basic learn-to-skate programs to United States Hockey League games and World Cup of Hockey practices.

The complex also is home to the EXCEL Hockey Academy, in cooperation with North Catholic High School. EXCEL is an elite hockey academy focusing on science driven development, leadership and education.

Other programs include public skating, figure skating and numerous community events.

"Absolutely incredible," NHL Commissioner Gary Bettman

said during his first tour of the facility. "This is going to be a revolutionary place."

The exciting schedule for 2022-23 includes the USHL Fall Classic, NAHL Top Prospects Showcase and MidAm District Championships.

Rich Hixon oversees all facility operations as senior vice president of facilities for the Pittsburgh Penguins. Kara Radeke, executive director of business operations, is responsible for the management of the facility and oversees ice scheduling. Brandon Radeke, director of facility operations, is responsible for operations and ice quality to ensure consistency between the complex and PPG Paints Arena.

The world-class hockey staff includes Brian Mueller, executive director of hockey development and programming; Danny MacKinnon, Elite hockey director; Andrew Schmit, 19U Girls Prep head coach; Kaley Mooney 14U and 16U Girls Head Coach; Trevor Edwards, skill development professional; Jeff Hannan, skill development professional; Kevin Muller, skill development professional; Marco Trevino, skill development professional; Dan Mayes, skill development professional; Rocky Saganiuk, local manager, Learn to Play; and Mike Chiasson, goaltending professional. They are joined by Jason Jerome, director of sports performance and Christian Karbler and Abrianna Fagan, performance training coaches who oversee the strength and conditioning programs at the facility.

The sports medicine clinic includes 24 private patient rooms and a physical therapy gym overlooking the Penguins' practice rink. There also is a dedicated sports performance space.

For more information on the UPMC Lemieux Sports Complex, please go to [www.upmcleieuxsportscomplex.com](http://www.upmcleieuxsportscomplex.com).



UPMC LEMIEUX SPORTS COMPLEX





**The Official Health Care Provider  
of the Pittsburgh Penguins.<sup>®</sup>**

(And the city that stands behind them.)

**UPMC**  
LIFE CHANGING MEDICINE

# TEAM OPERATIONS



# FENWAY SPORTS GROUP

For over 20 years, Fenway Sports Group (FSG) has taken cherished and iconic clubs to historic heights. The company's stewardship philosophy focuses on preserving, protecting, and enhancing the organizations it acquires while creating new companies that solve for the unique needs of its businesses and industry. FSG's success is rooted in the talent and skill of the individuals who run its various enterprises and excel at artfully combining modern innovation with history and tradition.

What began as a group of like-minded investors in 2001 with the acquisition of the Boston Red Sox, Fenway Park, and the New England Sports Network (NESN) has since grown into a global portfolio featuring some of the most iconic brands and venues in sports. Initially guided by a desire to break an age-old curse, renovate one of baseball's oldest operating ballparks, and reinvigorate a team renowned for its passionate fan base and unreachd potential, FSG now stands as a global sports, marketing, media, entertainment, and real estate company.

Anchored by three iconic clubs in the Red Sox, Liverpool Football Club (LFC), and the Pittsburgh Penguins, the FSG portfolio also includes a 50 percent stake in NASCAR's Roush Fenway Keselowski (RFK) Racing and 80 percent of NESN. Additionally, FSG has founded and built two companies. In 2004, it established global sports marketing and consulting firm Fenway Sports Management (FSM), and a year later, created Fenway Sports Group Real Estate (FSGRE) to oversee the acquisition, development, and management of FSG properties in the Fenway neighborhood of Boston and in Southwest Florida.

Winning championships is at the core of FSG's success and global expansion. An embrace of analytics along with a deep respect for the intangibles of sports that go beyond the realm of data and science has enabled the company to breathe new life into two teams and acquire a third poised for even greater success. The Red Sox have amassed four World Series Championships during FSG's tenure, one of which ended an 86-year drought. In less than a decade, FSG reinstated LFC to its rightful place atop the football world with an English Premier League title, a European Cup title, and the FIFA Club World Cup.

Equally important to FSG's championship success has been the care, art, and investment that have gone into transforming two

of the world's most beloved and hallowed sports venues. Fenway Park and Anfield Stadium, dismissed as relics of a prior era, are now spectacular year-round entertainment destinations that preserve the charm and integrity with which they were built over a century ago.

The leaders of FSG believe that they are not so much owners but stewards of a public trust with a direct responsibility to the fans and supporters who represent the soul of these franchises, as well as to the communities the teams call home. With more than \$100 million in charitable contributions through the Red Sox Foundation and averaging over £1 million per season in fundraising for local communities through the LFC Foundation, FSG has helped transform a tradition of giving into exemplary models of sports philanthropy, creating two of the most socially conscience clubs in sports.

In March 2021, FSG signaled its desire for further expansion and brought on new investors RedBird Capital, LeBron James, and Maverick Carter. Six months later, FSG was one of four companies that made a significant minority investment in The SpringHill Company (TSHC), a thriving content company defined by the empowerment of creators and athletes and led by James and Carter.

Ten years after entering the global stage with the purchase of Liverpool Football Club, FSG continued to realize its plans for growth by joining a new sport and market when it gained a controlling interest in the Pittsburgh Penguins. As a premier National Hockey League franchise with a rich history, vibrant fan base, and an enduring commitment to the local community, the five-time Stanley Cup Championship team fit perfectly into FSG's investment thesis of acquiring blue chip sports properties.

While the next chapter of FSG's evolution continues to be written, the company's core aspirations remain unchanged: an insatiable desire to win championships, an ingrained commitment to be active participants in its communities, and a dedication to honor the spirit and intensity of a global fan base that has the power to change the course of any given game. With these fundamental commitments, FSG hopes to leave each of its organizations stronger for the next generation.

# FENWAY | SPORTS | GROUP





# JOHN HENRY

FENWAY SPORTS GROUP PRINCIPAL OWNER

John W. Henry is a founder and the principal owner of Fenway Sports Group (FSG), a global sports, marketing, media, entertainment, and real estate company anchored by three iconic clubs, the Boston Red Sox, Liverpool Football Club, and the Pittsburgh Penguins. In addition to his role as control person for all three teams, he also serves as Director of NASCAR's RFK Racing, of which FSG owns a 50 percent stake.

Prior to founding Fenway Sports Group to purchase the Red Sox, Mr. Henry was chairman and sole owner of the Florida Marlins from 1999 through 2001 and a limited partner of the New York Yankees from 1991 through 2003. Mr. Henry takes an active role in Major League Baseball matters and currently serves as Chairman of Major League Baseball's Business Board and is a member of its Executive Council and Investment Committee.

Independent of Fenway Sports Group, Mr. Henry and partner Dave Kaemmer founded iRacing.com in 2004, a company that has grown to become the world's premier motorsport racing simulation portal, offering more racing disciplines than any other online platform.

Outside of his career in sports, Mr. Henry has extensive experience as a founder, manager, and investor. A pioneering trader of commodities futures, for more than 30 years Mr. Henry served as chairman of the John W. Henry & Company, Inc., a global investment management firm he founded in 1981.

In October of 2013, Mr. Henry purchased the Boston Globe becoming the third owner of the largest newspaper in New England. A year later, he assumed the role of publisher, the newspaper's ninth in its history.



Mr. Henry has served on the Board of Directors of the Futures Industry Association (FIA), the National Association of Futures Trading Advisors, and the Managed Futures Trade Association. He was elected to the FIA's Futures Hall of Fame as a recognized leader in alternative asset financial product innovation.

Mr. Henry has served as a board member of the Benson-Henry Institute for Mind Body Medicine at Massachusetts General Hospital and is a former Trustee of Massachusetts General Hospital, Boca Raton Community Hospital, and a former board member of the Library of Congress Trust Fund.

Mr. Henry has received honorary doctorate degrees from Northeastern University and Boston University. He has also received the Charles Hamilton Houston Justice Award, the Master Entrepreneur of the Year Award in New England, and a lifetime achievement award from Alternative Investment News.

Born in Quincy, Illinois, Mr. Henry spent most of his childhood on the family farm in Forrest City, Arkansas, where his father raised soybeans, corn, and wheat. A Cardinals fan who grew up listening to Harry Caray, Jack Buck, and Joe Garagiola on the radio, Mr. Henry was nine when he saw his first Major League Baseball game at Sportsman's Park in St. Louis – the very city where he would see his own Boston Red Sox win the World Series in 2004.

# TOM WERNER

FENWAY SPORTS GROUP CHAIRMAN

Thomas C. Werner is one of the founders of Fenway Sports Group and has been its chairman since its creation in 2001.

Mr. Werner has over 30 years of experience in baseball management, sports investments, and the television industry. Prior to founding Fenway Sports Group to purchase the Red Sox, he led the ownership group that purchased the San Diego Padres in 1990 and served as majority owner until 1994. He presently serves on MLB's Business and Media Committee, On Field Committee, and Joint Competition Committee.

Prior to his career in baseball, Mr. Werner was a television executive who partnered with Oprah Winfrey to start the Oxygen channel and whose company, the Carsey-Werner Company, is widely recognized as one of the most successful independent television production companies in the history of the medium with hits that include: "That 70's Show", "ROSEANNE", "3rd Rock from the Sun", "The Cosby Show", "A Different World", "Cybill" and "Grace Under Fire." The Carsey-Werner partnership has earned 24 Emmy Awards, 11 People's Choice Awards, and numerous Golden Globes, Humanitas Prizes, Peabody Awards and NAACP Image Awards. Mr.



Werner is currently working on several television projects, including a spinoff of "That 70's Show" for Netflix called "That 90's Show", and a Holocaust Remembrance Day special for CBS and MTV. Mr. Werner's incredible success in television has led to his enshrinement in the Television Academy Hall of Fame.

Mr. Werner is the creator and founder of the Home Base Program, a non-profit providing treatment and care to veterans and their families, for which he has been recognized with the United States Army's Outstanding Civilian Service Award and the Secretary of Defense Medal for Outstanding Public Service. Mr. Werner also serves on several non-profit boards, including the White House Fellows Commission and the Ron Brown Scholar Program. He currently serves on the Crossroads School Board and the Board for After School All Stars, a program that guides more than 90,000 at-risk youth to engage in after school activities.

Mr. Werner graduated with a B.A. degree from Harvard University.

# KEVIN ACKLIN

PRESIDENT OF BUSINESS OPERATIONS

Kevin Acklin is in his fifth season in the Penguins organization, first as president of business operations after spending three years as chief operating officer and one season as senior vice president and general counsel with the Penguins. He reports directly to Fenway Sports Group and manages the day-to-day operations of the business, including strategic planning, corporate partnerships, marketing and community outreach. He also serves as point person on the development of the former Civic Arena site.

Prior to his time in the Penguins organization, Acklin served as vice president and chief legal officer of Peoples Natural Gas Company. He previously served as chief of staff to Mayor William Peduto, overseeing all day-to-day operations of the City of Pittsburgh.

A native of the South Oakland neighborhood of Pittsburgh, Acklin graduated from Central Catholic High School, and he earned his

undergraduate degree in Government from Harvard University and his law degree from Georgetown University.

Beginning his law career in Boston, Acklin returned to Pittsburgh and was most recently a partner in the law firm Saul Ewing LLP. He specialized in mergers and acquisitions, private equity and venture capital transactions. He also handled various matters for pro bono clients, with a focus on representing community groups and victims of domestic violence.

After leading his hockey team at Central Catholic, Acklin now helps coach teams for his two sons (George and Teddy) and daughter (Caroline), who are all ice hockey players. Acklin resides in Pittsburgh with his wife, Katie and family.



# MIKE DILLON

CHIEF FINANCIAL OFFICER

Mike Dillon is in his first season as the Penguins' chief financial officer. In his role, he provides strategic financial leadership to the team, while overseeing the administrative, financial and risk management operations of the organization.

Prior to joining the Penguins organization, Dillon served as the vice president, strategy and analytics for Houston Astros [MLB] for eight seasons. In his role with the Astros, he utilized research and data analytics to develop a deeper understanding of Houston's fan base to provide a meaningful experience both inside and outside of the ballpark. Dillon worked with all departments within the Astros organization to optimize revenue and coordinate organization-wide efforts.

Prior to joining the Astros, Dillon was a management consultant at Bain & Co., where he worked on a variety of projects in diverse industries, including consumer packaged goods, financial services and technology.

Dillon graduated on three separate occasions from Harvard University, with a Bachelor of Arts in Government, law degree and an MBA. He currently serves on the Board of the Harvard Club of Houston. He is originally from Sharon, Massachusetts and is married to his wife, Kimberly.



# TRACEY McCANTS LEWIS

CHIEF PEOPLE OFFICER AND GENERAL COUNSEL

Tracey McCants Lewis is in her fourth season in the Penguins organization, and first as the chief people officer and general counsel. She was originally hired as director of HR and deputy general counsel, before being promoted to vice president of human resources prior to the start of the 2021-22 campaign.

In her role, she handles all HR-related matters for the organization, has direct involvement with the development of the former Civic Arena site and is responsible for all Penguins' legal affairs.

McCants Lewis has spent the past 15 years in various leadership positions at the Duquesne University School of Law, where she was a tenured Clinical Professor and director of the Clinical Legal Education Department.

She also formerly practiced law as an associate with K&L Gates LLP and worked as a law clerk for the Honorable Max Baer of the Supreme Court of Pennsylvania.

Among her many honors are the Urban League of Greater Pittsburgh's Ron H. Brown Community Leadership Award, the YMCA of Greater Pittsburgh Racial Justice Award, and Allegheny County Bar Association's Homer S. Brown Division Drum Major for Justice Award.

A native of Monroeville, Tracey earned an undergraduate degree in political science from Gannon University and a J.D. from Duquesne.



# JAMES SANTILLI

## CHIEF MARKETING OFFICER

James Santilli is in his 26th year with the Penguins organization and his 14th overseeing the marketing department. He was promoted to chief marketing officer in August 2022. Santilli is responsible for all aspects of marketing including brand development, digital media, game presentation, video production, creative services and fan development, as well as overseeing the communications department. His primary focus is to ensure the Penguins' brand is consistently and positively portrayed across all platforms. He attributes much of the team's off-ice success to the creativity, dedication and talent of the staff along with a spirit of collaboration across all departments within the organization.

Under his leadership, the Penguins have received numerous

accolades and awards, including multiple mid-Atlantic regional Emmys for In the Room, the team's cutting-edge, all-access video series. Prior to being named VP of marketing in 2008, Santilli was the Penguins' senior director of ticketing. In that role, he managed all facets of ticketing including premium seating, season ticket, group and individual game ticket sales and service.

Santilli, a native of Aliquippa, PA, earned both his BS in Marketing and his MBA from Duquesne University.



# ERIK WATTS

## CHIEF TECHNOLOGY OFFICER

Erik Watts is in his 13th season with the Penguins. He joined the organization in 2010 as senior director of technology focused on architecture, design and implementation of cutting-edge technology for the new arena. He was promoted to senior vice president of technology in 2019, and chief technology officer in 2020.

Watts, a native of Pittsburgh, has accumulated over 20 years of technology experience in various roles and opportunities throughout the technology landscape. He currently oversees

all aspects of technology for the Penguins including infrastructure, broadcast technology, business intelligence and analytics, cyber security and innovation.

He resides in Windermere, Florida with his wife, Dawn, daughter, Erika, and their German Shepherd, Layla.



# CHRIS ZABER

## CHIEF REVENUE OFFICER

Chris Zaber is in his first season with the Penguins and serves as chief revenue officer. Zaber, a Western Pennsylvania native, oversees corporate sales, partnership activation, ticket sales and premium sales.

He has over 20 years of experience in ticketing and corporate partnerships across professional sports, and most recently was a senior vice president of corporate partnerships and ticket sales with the New York Mets. His career has included stops at the Atlanta Thrashers (NHL), New York Mets (MLB), Pittsburgh Pirates (MLB), Atlanta Hawks (NBA), Charlotte Hornets (NBA) and Carolina Panthers (NFL).


Zaber is a graduate of the University of North Carolina in 1999 with a degree in Sport Administration. The Dubois, Pennsylvania native resides in the South Hills with family his family and dog.



# RON HEXTALL

## GENERAL MANAGER

- In his third season as general manager of the Penguins after being named to the position on Feb. 9, 2021
- Is responsible for overseeing the Penguins' day-to-day hockey operations, working closely with president of hockey operations Brian Burke and the rest of Pittsburgh's hockey operations department and support staff
- Has been in NHL management for more than 20 years in various capacities. Includes a four-year stint as general manager of the Philadelphia Flyers from 2014-18 and seven years as assistant general manager of the Los Angeles Kings from 2006-2013
- Helped the Kings to their first Stanley Cup Championship in 2012 as an assistant general manager
- During his time as GM of the Flyers (2014-18), the team drafted and developed the likes of Carter Hart, Travis Konecny, Ivan Provorov, Joel Farabee, Nolan Patrick, Travis Sanheim, Oskar Lindblom and Nicolas Aube-Kubel
- Won a silver medal with team Canada at the 2017 IIHF World Championship. Served as their assistant general manager
- Got his start in the front office as a scout and served in the personnel department of the Flyers from 1999-2006
- Comes from a family with deep NHL roots. His grandfather, Bryan Sr., was a star winger for the New York Rangers in the 1940s, scored the winning goal in overtime in the 1940 Stanley Cup Finals and was named to the Hockey Hall of Fame in 1964. His father, Bryan Jr., and uncle, Dennis, each played more than 500 games in the NHL
- Hextall and his wife, Diane, have four children and three grandchildren. His son, Brett, who played four seasons in the AHL, is the Penguins integrated development coach
- Hextall, 58, is a native of Brandon, Manitoba



## PLAYING CAREER

- Hextall played 13 seasons in the NHL as a goaltender with the Flyers, Quebec Nordiques and New York Islanders from 1986-1999
- Appeared in a total of 608 NHL games, posting 296 wins and a 2.98 goals-against average
- Won the Vezina Trophy as the league's best goaltender as a rookie in 1986-87, leading the Flyers to the Stanley Cup Finals against the Edmonton Oilers, and winning the Conn Smythe Trophy as MVP of the playoffs – a rare honor, since he played for the losing team
- Also led the NHL in wins and had the league's highest save percentage his rookie year
- Is one of just 12 goaltenders in NHL history to score a goal in a game (Dec. 8, 1987). Hextall was the second goaltender in league history to be credited with a goal, but was the first to ever actually shoot the puck into an empty net
- Represented Team Canada at the 1992 IIHL World Championship, appearing in five games




# BRIAN BURKE

## PRESIDENT, HOCKEY OPERATIONS

- In his third season as Pittsburgh's president of hockey operations after being named to the position on Feb. 9, 2021
- Assists General Manager Ron Hextall with all things related to the hockey operations department
- Has over 30 years of experience as an NHL executive and won the Stanley Cup as general manager of the Anaheim Ducks in 2006-07
- Other executive experience includes time as general manager of the Hartford Whalers and the Vancouver Canucks; president and general manager of the Toronto Maple Leafs; and president of hockey operations for the Calgary Flames
- Burke's Stanley Cup Championship Ducks team in 2007 featured key acquisitions Chris Pronger and Scott Niedermayer. Anaheim defeated Ottawa, 4-1, to win the championship
- Was named NHL Executive of the Year by The Sporting News in 2001 and 2007
- Was executive vice president and director of hockey operations for the NHL from 1993-98, working closely with commissioner Gary Bettman
- Got his start in 1987 when he was hired as director of hockey

operations for the Vancouver Canucks, beginning a career in NHL management that has now spanned five decades

- Has been a key executive for USA Hockey and was general manager of the 2010 U.S. Olympic team that won a silver medal, forcing heavily-favored Canada into overtime in the gold-medal game
- Also served as director of player personnel for the 2014 Olympic team and was an original member of the USA Men's National Team Advisory Group
- Brian and his son, Patrick, helped launch the You Can Play Project, with a goal of ensuring the safety and inclusion for all who participate in sports, including LGBTQ+ athletes, coaches and fans. It was founded in honor of the late Brendan Burke – Brian's son and Patrick's brother.
- Is a published author - Burke's Law: A Life in Hockey
- Is a graduate of Harvard Law School
- Burke, 67, is a native of Edina, Minnesota



## PLAYING CAREER

- Played parts of two seasons in the American Hockey League from 1977-78, appearing in 72 games for the Springfield Indians and Maine Mariners
- Played collegiate hockey at Providence College from 1973-77 (under coach Lou Lamoriello)
- Was captain of Providence his senior year in 1976-77



# CHRIS PRYOR

## ASSISTANT GENERAL MANAGER

- In his first season as assistant general manager after spending the last two seasons as the director of player personnel with Pittsburgh
- Assists General Manager Hextall in all aspects of hockey operations and is involved in all personnel decisions
- Has over 25 years of scouting and managerial experience with the Philadelphia Flyers (1999-2019), serving as an amateur scout, director of scouting and director of player personnel, as well as one of Ron Hextall's assistant general managers from 2016-18
- Some of his noteworthy draft picks in Philadelphia include Claude Giroux, Sean Couturier, Travis Sanheim, Ivan Provorov, Travis

Konecny and Carter Hart

- Served as a North American amateur scout with the Nashville Predators from 2019-21 prior to getting hired in Pittsburgh
- Got his start in hockey operations with the New York Islanders, serving as an amateur scout and director of player development from 1994-99
- Pryor, 61, is a native of St. Paul, Minnesota



## PLAYING CAREER

- Played nine years of professional hockey in the NHL and AHL
- Played six seasons in the NHL as a defenseman from 1984-90, appearing in 82 games split between the Minnesota North Stars and New York Islanders
- Concluded his playing career as a player-assistant coach for the Capital District Islanders in the AHL from 1990-93
- Played four seasons of collegiate hockey at the University of New

Hampshire from 1979-83

- Played high school hockey at Hill-Murray from 1977-79, the same school Jake Guentzel played for

# ALEC SCHALL

## DIRECTOR OF HOCKEY OPERATIONS

- In his second season as director of hockey operations
- Aids Pittsburgh's hockey operations department with player contract negotiations, managing the salary cap and other hockey-related duties
- Spent nine years as director of athlete representation at LEGACY Global Sports, a full-service sports marketing firm for amateur and professional athletes
- Scouted and recruited clients and served as a liaison with professional teams and the media with LEGACY Global Sports
- Founded R4PA in 2001, which was an independent agency specializing in the comprehensive representation of professional hockey players.
- Was an NHLPA registered agent and represented players including James van Riemsdyk, Alec Martinez, Connor Clifton, Joel Farabee and Luke Glendening. Has negotiated over \$200 million in contracts for various clients
- Managed the hockey division of Advantage International, now called Octagon, a sports marketing and representation firm

- Received his BA in sociology from Trinity College in 1990, and got his MBA in Marketing and Business Economics at Columbia Business School in 1993



# ANDY SAUCIER

## HOCKEY OPERATIONS ANALYST/PRO PERSONNEL

- In his first season as hockey operations analyst/pro personnel after being named to the position on June 14, 2022
- Serves as a conduit between the coaching staff and analytics department, is involved in player personnel decisions and aids with pro scouting efforts
- Is in his 11th season overall with Pittsburgh. Was the Penguins' video coach/coordinator from 2012-22
- Helped the team to Stanley Cup Championships in 2016 and 2017
- Prior to his time in Pittsburgh, Saucier was the WBS Penguins' video coach from 2010-12
- Served as video coordinator for Team USA at the 2014 Olympic Games, and was slated to have the same role at the 2022 Winter Games prior to NHL players and staff not attending the Olympic Games
- Saucier, 35, earned a Bachelor of Arts in Economics from Boston University



# TREVOR DALEY

## HOCKEY OPERATIONS ADVISOR

- In his third season as hockey operations advisor
- Assists in player evaluations at the NHL and AHL level, as well as acting as an 'eye in the sky' for the coaching staff during games
- Works on-ice with the team's defensive prospects at the AHL and ECHL level, as well as at the team's annual Development Camp
- Reports directly to GM Ron Hextall
- Helped mentor young players Brian Dumoulin, Bryan Rust and Jake Guentzel during the 2016-17 back-to-back Stanley Cup titles
- Daley, 39, is a native of Toronto, Ontario



## PLAYING CAREER

- Played 16 seasons of professional hockey as a defenseman in the NHL with Dallas, Chicago, Pittsburgh and Detroit
- Appeared in 1,058 NHL games recording 89 goals, 220 assists and 309 points
- Eclipsed the 20-point plateau eight times, including a career-high 38 points (16G-22A) with Dallas in 2014-15
- Was a member of Pittsburgh's back-to-back Stanley Cup Championship teams in 2016 and '17
- Played 109 total regular-season games with the Penguins, recording 11 goals, 30 assists and 41 points
- Was originally drafted by the Dallas Stars in the second round (43rd overall) of the 2002 NHL Draft

# MIKE SULLIVAN

## HEAD COACH

- His 297 regular-season wins with Pittsburgh prior to the start of the 2022-23 campaign are more than any other head coach in franchise history
- Led the Penguins to back-to-back Stanley Cup championships in 2016 and '17 to become the first American-born coach in NHL history to win multiple Cups
- Is the second head coach to win Stanley Cups in each of his first two seasons behind the bench with a team, joining Toe Blake (Montreal, 1956-58)
- Orchestrated one of the most dramatic turnarounds in NHL history in 2015-16. Began the year as bench boss for Wilkes-Barre/Scranton but was promoted to Pittsburgh on Dec. 12. Led the Penguins from ninth place in the Eastern Conference to the second-best record in the conference, posting a 33-12-5 mark to finish the year, en route to a Stanley Cup championship
- Helped steer a club that suffered 286 man-games lost in 2016-17, including 139 from March 1 to the end of the season, to a 50-21-11 mark - becoming the third coach in team history to win 50 games. Even without All-Star defenseman Kris Letang, who was unavailable after Feb. 15 due to a herniated disc, Sullivan led the team to the second-best overall record in the NHL and to a second consecutive Stanley Cup title
- Became only the second AHL head coach promoted to the NHL mid-season to win the Cup (Dan Bylsma, Pittsburgh, 2009)
- Signed a four-year contract extension through 2023-24
- Has 20 years of NHL (Pittsburgh, Boston), AHL (Wilkes-Barre/Scranton, Providence) and international coaching experience
- Has a career NHL head coaching record of 367-212-92 with two Stanley Cup championships (Pittsburgh, 2016, '17) and two division championships (Pittsburgh, East, 2021; Boston, Northeast, 2003-04) on his resume
- Served two seasons as the head coach of the Boston Bruins from 2003-06. Led Boston to a Northeast Division crown in his first season as head coach (2003-04) with a 41-19-22 mark for 104 points
- Spent seven years as an NHL assistant coach with Tampa Bay (2007-08), the New York Rangers ('09-13) and Vancouver ('13-14)
- Spent 2014-15 season as a member of the Stanley Cup-winning Chicago Blackhawks' player development staff, mainly in charge of the development of forward prospects
- Was named as the head coach of Team USA's 2022 Men's Olympic team, but did not attend due to NHL players not participating in the Games.
- Served as an assistant coach for the United States at the 2016 World Cup of Hockey
- Served as head coach for the United States national team at the 2007 World Championship and as an assistant at the 2006 Olympics
- Sullivan, 54, is a native of Marshfield, Massachusetts



## PLAYING CAREER

- Appeared in more than 700 games over an 11-season NHL career with San Jose, Calgary, Boston and Phoenix
- Recorded 54 goals, including 16 shorthanded tallies and 136 points in 709 career games
- Drafted by the New York Rangers in the fourth round (69th overall) of the 1987 NHL Draft
- Played four years collegiately at Boston University, serving as the Terriers captain as a senior
- Represented Team USA at the 1988 World Junior Championship and the 1997 World Championship





# TODD REIRDEN

## ASSOCIATE COACH

- In his third season with the Penguins and first as an associate coach under head coach Mike Sullivan after re-joining the organization
- Handles the team's defensive group and works closely with head coach Mike Sullivan on the power play
- Was slated to serve as an assistant coach for Team USA at the 2022 Olympics in Beijing, China prior to NHL players and staff not attending the Olympic Games
- Spent six seasons with the Washington Capitals from 2014-2020, serving as head coach for the final two seasons
- Won a Stanley Cup Championship with the Capitals as associate coach in 2018
- During his time in Washington (2014-20), only the Tampa Bay

Lightning (297) recorded more wins than the Capitals' 294

- Was an assistant coach with the Penguins from 2010-14, working with the team's defensemen and power play units. During this four-year span, Pittsburgh's power-play was third-best in the NHL (20.3%)
- Spent time with the Wilkes-Barre/Scranton Penguins, where he was an assistant coach, and then head coach, from 2008-10
- Got his start in coaching with Bowling Green State University (NCAA), where he was an assistant coach for the 2007-08 season
- Reirden, 51, is a native of Deerfield, Illinois



## PLAYING CAREER

- Played five NHL seasons with Edmonton, St. Louis, Atlanta and Phoenix
- Recorded 48 points (11G-35A) in 183 NHL games as a defenseman
- Appeared in 250 AHL games over the course of six seasons, picking

up 95 points (30G-65A) in 250 games

- Drafted by New Jersey in the 12th round (242nd overall) in the 1990 NHL Entry Draft
- Played four years of collegiate hockey with Bowling Green State

# MIKE VELLUCCI

## ASSISTANT COACH

- In his third season as an assistant coach, primarily working with the team's forwards and penalty kill unit
- Spent the 2019-20 campaign as general manager/head coach of the Wilkes-Barre/Scranton Penguins
- Led Charlotte of the American Hockey League to a Calder Cup championship and the best regular-season record (51-17-7-1) in the 2018-19 season as head coach
- Won the 2018-19 Louis A.R. Pieri Memorial Award (AHL Coach of the Year)
- Has 20+ years of coaching experience at the American Hockey League, Ontario Hockey League and North American Hockey League levels
- Served as assistant general manager and director of hockey operations for the NHL's Carolina Hurricanes from 2014-19
- Posted a 97-43-8-4 record in two seasons with Charlotte (2017-19)

- Served as general manager and head coach with Plymouth of the Ontario Hockey League from 2001-14
- Led Plymouth to the 2007 OHL championship and a berth in the Memorial Cup
- Twice named OHL Coach of the Year (2007 and '13)
- Coached such talents as Tyler Seguin, James Neal, Vincent Trocheck and Rickard Rakell before joining Pittsburgh
- Served five seasons as head coach with the Compuware Ambassadors of the NAHL from 1994-00
- Won back-to-back NAHL titles in 1998 and '99
- Vellucci, 56, is a native of Farmington, Michigan



## PLAYING CAREER


- Played professionally for six seasons in the NHL, AHL, IHL, BHL, ECHL and Colonial Hockey League
- Has suited up for Hartford (NHL), Binghamton (AHL), Salt Lake, Milwaukee, Indianapolis and Phoenix (IHL), Winston-Salem and Erie (ECHL) and Michigan and London (CoHL)

- Drafted in the seventh round (131st overall) of the 1984 NHL Entry Draft by Hartford

# ANDY CHIODO

## GOALTENDING COACH

- In his second season as goaltending coach after being named to the position on August 4, 2021
- Spent three seasons as Pittsburgh's goaltending development coach from 2018-21. Was responsible for working with and assisting in the development of goalie prospects throughout the Penguins organization
- Assists in the evaluation and scouting of amateur goaltenders
- Served as goaltending coach for Ottawa 67's of the Ontario Hockey League in 2017-18
- Chiodo, 39, is a native of Toronto, Ontario



## PLAYING CAREER

- Played 14 seasons of pro hockey in the NHL, AHL, ECHL and Europe
- Appeared in eight NHL games for Pittsburgh in 2003-04
- Won first career NHL game with a 4-3 overtime victory against Phoenix on Feb. 25, 2004 - a win that snapped the Penguins' franchise-tying 18-game winless streak
- Drafted by the Penguins in the seventh round (199th overall) of the 2003 NHL Draft
- Played four seasons in the AHL with Wilkes-Barre/Scranton (2003-06) and Binghamton (2009-10)
- Led WBS to Calder Cup Final in 2004, posting a 2.18 GAA, .916 save percentage and three shutouts in postseason
- Also played in Russia's KHL, Finland and Austria
- Won 2008 league championship with Karpat of the Finnish League
- Played three seasons in the Ontario Hockey League with Toronto from 2000-03

# TY HENNES

## SKATING AND SKILLS DEVELOPMENT COACH

- Is in his fifth season as the Penguins' skating and skills development coach
- Assists the Penguins' coaching staff with practices, skills sessions and on-ice injury rehabilitation
- Assists the Penguins' coaching staff behind the bench during all regular-season and playoff games
- Acted as an 'eye in the sky' during games in the press box during his first two seasons in his current role
- Worked as the skills development professional at the UPMC Lemieux Sports Complex in Cranberry prior to joining the Penguins' development staff in 2018, where he worked with the Pittsburgh Penguins Elite AAA travel program, as well as the Penguins' organization
- Was heavily involved with USA Hockey where he served as a coach and evaluator at the various USA Hockey National Player Development Camps where USA Hockey formulates its roster for international tournaments that include the Five Nations Tournament and the Hlinka Gretzky Cup
- Served as a player development coach for the International Ice Hockey Federation (IIHF), where he presented each year at that organization's player development symposiums
- Worked for USA Hockey as a regional manager for the Amateur Development Model between 2013-15
- Earned his doctorate in 2011 from Parker College of Chiropractic Medicine in Dallas




## PLAYING CAREER

- Played four seasons of collegiate hockey at Boston College, where he was a member of the Eagles' 2001 national championship squad
- Helped Boston College reach the NCAA Tournament three times, including twice advancing to the Frozen Four
- Played two seasons for the Omaha Lancers of the United States Hockey League, serving as captain his final year
- Skated for the Toledo Storm, Bakersfield Condors and Texas Wildcatters of the ECHL, and the Fort Worth Brahmas, Bossier-

# TOM KOSTOPOULOS

## DIRECTOR OF PLAYER DEVELOPMENT

- In his first season as director of player development after spending the previous four seasons as player development coach
- Oversees the player development staff of Chris Butler, Brett Hextall and Matt Cullen
- Is responsible for working with young prospects throughout the Penguins organization - assisting in the development of players in the minor leagues, junior and college hockey
- Credited with development of Stanley Cup-winning Penguins Matt Murray, Jake Guentzel and Bryan Rust during their time playing together in Wilkes-Barre/Scranton of the American Hockey League
- Kostopoulos, 43, is a native of Mississauga, Ontario



## PLAYING CAREER

- Played 19 seasons of pro hockey in the NHL and American Hockey League
- Played in 1,468 games in the NHL and AHL during the regular season and playoffs. Is one of four players to appear in over 600 games in both the NHL and AHL
- Drafted by Penguins in the seventh round (204th overall) of the 1999 NHL Draft
- Appeared in 630 career NHL games for Pittsburgh, Los Angeles, Montreal, Carolina, Calgary and New Jersey
- Posted 61 goals, 96 assists and 157 points during NHL career. Added three goals and five points in 16 playoff contests
- Served three stints with Wilkes-Barre/Scranton (1999-04; 2012-13; 2013-18). Was team captain during final five seasons from 2013-18
- All-time leader for WBS in games played (588), goals (159), assists (257), points (416), playoff games played (94), playoff goals (23), playoff assists (44) and playoff points (67)
- Helped lead WBS to two Calder Cup Finals (2001, '04) and four Eastern Conference Finals (2001, '04, '13, '14)
- Spent one season with Manchester of the AHL (2004-05)
- Played three seasons with London of the Ontario Hockey League from 1996-99

# TEENA MURRAY

## SENIOR VICE PRESIDENT, INTEGRATED PERFORMANCE

- In her first season as the Penguins' senior vice president of integrated performance, which she was named on June 17, 2022
- Oversees the hockey operations' strength and conditioning staff, rehabilitation, sports science and medical staff
- Served as vice president of health and performance for the Sacramento Kings (NBA) from 2018-2022
- Led a growing interdisciplinary high-performance team including strength and conditioning, analytics, performance medicine, mental health, performance psychology and performance nutrition with the Kings
- Spent 14 years in college athletics at the University of Louisville (2004-18) as the director of sports performance
- Has over 25 years of experience working with professional and collegiate teams. Worked as either a strength and conditioning coach or consultant for various teams/organizations throughout her professional career. These teams include the Turkish Basketball Federation in 2018, Anaheim Ducks (NHL) from 2002-04, Hartford Wolfpack (AHL) from 2001-03, University of Connecticut (NCAA) from 2000-04, Cornell University (NCAA) from 1997-00 and the Florida Panthers (NHL) from 1996-97
- Won two IIHF World Championship gold medals and a silver medal at the 2010 Olympic Games with Team USA, where she served as the director of performance for the U.S. Women's National and Olympic hockey teams from 2006-10
- Murray earned two undergraduate degrees in kinesiology and education from Wilfrid Laurier University and Queen's University, a master's degree in exercise physiology and sports nutrition from University of Greensboro and has completed an executive leadership program at Kellogg School of Management at Northwestern University
- Murray is a native of Shawville, Quebec



# NICK PRYOR

## DIRECTOR OF AMATEUR SCOUTING

- In his second season as director of amateur scouting after being named to the position on July 28, 2021
- Oversees Pittsburgh's amateur scouting efforts in both North America and Europe and reports to general manager Ron Hextall
- Spent eight seasons as an amateur scout in the Philadelphia Flyers

organization from 2013-21

- Is the son of Assistant General Manager Chris Pryor



## PLAYING CAREER

- Was drafted by the Anaheim Ducks in the seventh round (208th overall) of the 2008 NHL Draft by Brian Burke
- Played four seasons of collegiate hockey at the University of Maine from 2009-13, recording 17 points (2G-15A) in 64 games
- Was a member of the United States National Team Development Program from 2006-08
- Played high school hockey at Hill-Murray School in Minnesota, the same school Penguins forward Jake Guentzel attended

# BRETT HEXTALL

## INTEGRATED DEVELOPMENT COACH

- In his second season as an integrated development coach with Pittsburgh
- Works with Pittsburgh's players at the AHL level as well as other prospects in the Penguins' system
- Served as a development coach for the Philadelphia Flyers from 2017-20

- Hextall, 34, is the son of General Manager Ron Hextall
- Reports to Director of Player Development Tom Kostopoulos
- Is a native of Philadelphia, PA



## PLAYING CAREER

- Played four seasons as a forward in the AHL with the Portland Pirates (2011-14) and Lehigh Valley Phantoms (2014-15)
- Originally drafted in the sixth round (159th overall) of the 2008 NHL Draft by the Phoenix Coyotes
- Played three seasons of collegiate hockey at the University of North Dakota from 2008-11

# CHRIS BUTLER

## PLAYER DEVELOPMENT COACH

- In his first season as player development coach
- Works closely with Director of Player Development Tom Kostopolous and Hockey Operations Advisor Trevor Daley
- Is responsible for working with young defense prospects throughout the Penguins organization - assisting in the development of players in the minor leagues, junior and college hockey

- Spent one season as an amateur scout with the Arizona Coyotes in 2021-22
- Butler, 35, is a native of St. Louis Missouri



## PLAYING CAREER

- Played 11 seasons of pro hockey in the NHL and AHL
- Won a Stanley Cup with the St. Louis Blues in 2019 as a member of the team's taxi squad
- Appeared in 407 career regular-season games in the NHL with St. Louis, Calgary and Buffalo where he recorded 86 points (14G-72A)
- Drafted by Buffalo in the fourth round (96th overall) of the 2005 NHL Draft
- Spent parts of six seasons in the AHL where he recorded 115 points (22G-93A) in 271 games split between the San Antonio Rampage and the Chicago Wolves
- Served as captain of the Chicago Wolves in 2016-17 and then

captained San Antonio in 2018-19.

- Won a bronze medal with Team USA at the 2013 World Championship
- Played three seasons of collegiate hockey with the University of Denver from 2005-08

# MATT CULLEN

## PLAYER DEVELOPMENT

- In his fourth season as a member of the Penguins' hockey operations department
- Spent one season in player development in 2019-20, working closely with Tom Kostopolous
- Helped mentor young players Bryan Rust, Jake Guentzel and Matt

Murray during the 2016-17 back-to-back Stanley Cup titles

- Cullen, 45, is a native of Virginia, Minnesota



## PLAYING CAREER

- Played 21 seasons and 1,516 regular-season games in the NHL
- Is a three-time Stanley Cup champion (Carolina - 2006, Pittsburgh - 2016, '17)
- Played a key leadership role with Pittsburgh during its back-to-back Stanley Cup title runs in 2016 and '17
- Has suited up for Anaheim, Florida, Carolina, NY Rangers, Minnesota, Nashville and Pittsburgh
- Totaled 266 goals and 731 points in the NHL. Added 19 goals and 58 points in 128 career postseason contests
- Won 50 percent or more of his faceoffs in his final 15-straight


seasons. Finished his career at 52.4 percent

- Won a bronze medal for the United States at the 2006 Winter Olympic Games
- Represented the United States in the Olympics, four World Championships and one World Junior Championship
- Played two seasons of college hockey at St. Cloud State, earning WCHA All-Rookie honors in 1995-96 and a WCHA Second-Team All-Star in 1996-97

# KAIN TISI

## GOALTENDING DEVELOPMENT COACH

- In his second season as goaltending development coach
- Works closely with goaltending coach Andy Chiodo in coordinating the development of team's goaltending prospects
- Is responsible for working with young goaltending prospects throughout the Penguins organization in the minor leagues, junior and college hockey
- Scouts and evaluates draft-eligible goaltenders and college free agents
- Spent seven years as goaltending coach of Ontario Hockey League's Kitchener Rangers from 2013-21
- Mentored three goalies drafted by NHL clubs
- Trained and mentored under New York Islanders Goalie Coach, Piero Greco
- Owns the Kain Tisi Goalie School training goalies of all levels from professional to novice AAA Girls and Boys teams
- Tisi, 37, is a native of Mississauga, Ontario



## PLAYING CAREER

- Played four seasons at St. Lawrence University (NCAA DI) from 2006-10
- Played in one ECHL game with the Reading Royals in 2010.

# CHARLES GRANT

## GOALTENDING DEVELOPMENT COACH

- In his second season as goaltending development coach
- Works closely with goaltending coach Andy Chiodo in coordinating the development of team's goaltending prospects
- Is responsible for working with young goaltending prospects throughout the Penguins organization in the minor leagues, junior and college hockey
- Scouts and evaluates draft-eligible goaltenders and college free agents
- Served as goaltending coach of Cape Breton Eagles of the QMJHL for three seasons from 2018-21
- Grant, 30, is a native of Berwick, Nova Scotia



## PLAYING CAREER

- Appeared in 70 games for Dartmouth College going 31-33-5 with a 2.81 goals-against average and .908 save percentage
- Selected to 2014 NCAA All-Ivy League Second Team
- Played one professional season split between Knoxville Ice Bears (SPHL) and Rapid City Rush (ECHL)


# J.D. FORREST

WILKES-BARRE/SCRANTON HEAD COACH

- In his third season as head coach for the Wilkes-Barre/Scranton Penguins. Named to the position on September 11, 2020
- Spent the four seasons prior to that as assistant coach for the Wilkes-Barre/Scranton Penguins from 2016-20.
- Coached Austria's top farm team, Salzburg, in 2015-16
- Led Salzburg to a 32-22 record in the international Red Bull Hockey

Series and a perfect 4-0 in season-ending tournament

- Served as assistant coach for U.S. National Team Development Program in 2014-15
- Forrest, 41, is a native of Auburn, NY



## PLAYING CAREER


- Played nine seasons of pro hockey in North America and Europe
- Saw action with Albany and Worcester of the AHL, as well as playing in Finland, Sweden, Switzerland and Germany
- Originally drafted in the sixth round (181<sup>st</sup> overall) of the 2000 NHL Draft by Carolina
- Played collegiately at Boston College for four seasons from 2000-04
- Played for the U.S. National Team Development Program, winning a gold medal at the Under-18 World Junior Championship

# KEVIN PORTER

WILKES-BARRE/SCRANTON ASSISTANT COACH

- In his third season as an assistant coach for the Wilkes-Barre/Scranton Penguins. Named to the position on January 11, 2021
- Served as an assistant coach of the United States National Team Development Program in 2020-21

- Porter, 36, is a native of Northville, Michigan



## PLAYING CAREER

- Played 12 years of professional hockey in the AHL and NHL from 2008-20
- Won the Stanley Cup with Pittsburgh in 2016
- Recorded 58 points (29G-29A) in 249 career NHL games with the Coyotes, Penguins, Sabres and Avalanche
- Registered 354 points (129G-225A) in 528 AHL games with Wilkes-Barre/Scranton, San Antonio, Lake Erie, Rochester and Grand Rapids
- Played 43 games for Pittsburgh and 85 games for WBS from 2015-17. Served as an alternate captain in WBS during the 2016-17 season
- Drafted in the fourth round (119<sup>th</sup> overall) by the Phoenix Coyotes in 2004
- Played four seasons at the University of Michigan from 2004-08, captaining the team in his senior year
- Played for the United States National Team Development Program from 2002-04
- Represented the United States at the World Under-18 Junior Championship in 2003 and '04, winning a silver medal in '04. Also played at the World Junior Championship in 2005 and '06, captaining the '06 team


# SHELDON BROOKBANK

WILKES-BARRE/SCRANTON ASSISTANT COACH

- In his first season as an assistant coach for the Wilkes-Barre/Scranton Penguins. Named to the position on August 8, 2022
- Served as an assistant coach with the Chicago Blackhawks for parts of four seasons from 2018-21
- Was an assistant coach for the Rockford IceHogs from 2017-19

before being promoted to their NHL club in Chicago.

- Brookbank, 41, is a native of Lanigan, Saskatchewan



## PLAYING CAREER

- Suited up for 16 seasons of professional hockey in the ECHL, AHL, NHL, KHL and Liiga from 2001-17
- Won the Stanley Cup with the Chicago Blackhawks in 2013
- Recorded seven goals, 37 assists, 44 points and 473 penalty minutes in 351 career NHL games with the Nashville Predators, New Jersey Devils, Anaheim Ducks and Chicago Blackhawks
- Registered 29 goals, 97 assists, 126 points and 972 penalty minutes in 367 career AHL games with Grand Rapids, Cincinnati, Milwaukee, Lowell and Cleveland
- Was named to the AHL's All-Star Game in 2007. Won the Eddie Shore Award as the AHL's best defenseman in 2006-07 and was named to the AHL's First All-Star Team when he led all blueliners with 38 assists and 53 points
- Played one season in the KHL with the Ak Bars Kazan in 2014-15
- Suited up for 38 games with Lukko of Liiga in 2015-16
- Played three seasons in the SJHL with the Humboldt Broncos from 1998-2001



## EQUIPMENT STAFF



**JON TAGLIANETTI**  
Head Equipment  
Manager



**PAUL DEFAZIO**  
Assistant Equipment  
Manager



**DANNY KROLL**  
Assistant Equipment  
Manager

## INTEGRATED PERFORMANCE TEAM



**JESSE GREEN**  
Director of Performance  
and Sports Science




**JASON MEEHAN**  
Director of Reconditioning  
and Performance Therapy



**CHRIS STEWART**  
Head Athletic Trainer



**CURTIS BELL**  
Sports Performance  
Therapist




**BRANDON MAZZA**  
Sports Performance  
Therapist




**DR. DHARMESH VYAS**  
Head Team Physician



**DR. MELISSA MCLANE**  
Assistant Team Physician



**ALEXI PIANOSI**  
Strength and  
Conditioning Coach



**ALEX TRINCA**  
Strength and  
Conditioning Coach

## HOCKEY SUPPORT STAFF



**TY HENNES**  
Skating and Skills  
Development Coach



**MADISON NIKKEL**  
Video Coach




**CJ D'ALIMONTE**  
Assistant Video Coach



**JASON SEIDLING**  
Director of Team Operations



**MICHELE COLAIANNI**  
Executive Assistant to  
EVP/GM



**JEN BULLANO**  
Senior Vice President of  
Communications




**EVAN SCHALL**  
Director of  
Communications



**EMMA KILMER**  
Coordinator of  
Communications



**KATERINA WU**  
Senior Data Scientist,  
Hockey Operations




**CALEB PENNA**  
Data Scientist,  
Hockey Operations

## SCOUTING STAFF




**CRAIG PATRICK**  
Pro Scout




**WILL ACTON**  
Pro Scout



**KERRY HUFFMAN**  
Pro Scout



**JAY MCCLEMENT**  
Pro Scout



**GREG PATERYN**  
Pro Scout



**COLIN ALEXANDER**  
Global Crossover Scout



**GARRETT PETERS**  
Global Crossover Scout



**BRIAN FITZGERALD**  
Amateur Scout




**LUC GAUTHIER**  
Amateur Scout



**JAY HEINBUCK**  
Amateur Scout




**JAMIE HUFFMAN**  
Amateur Scout




**MATT MANGENE**  
Amateur Scout



**DAN MCLEAN**  
Amateur Scout



**KRISSY WENDELL-POHL**  
Amateur Scout



**WARREN YOUNG**  
Amateur Scout



**ALEXANDER KHAVANOV**  
European Scout




**PETRI PAKASLAHTI**  
European Scout



**TOMMY WESTLUND**  
European Scout



**GILLES MELOCHE**  
Special Assignment Scout



**KEVIN STEVENS**  
Special Assignment Scout

# STAFF DIRECTORY

## OWNERSHIP

Fenway Sports Group

## EXECUTIVE OPERATIONS

**Co-owner/Chairman** ..... Mario Lemieux  
**President, Business Operations** ..... Kevin Acklin  
**Chief Financial Officer** ..... Michael Dillon  
**Chief People Officer and General Counsel** ..... Tracey McCants Lewis  
**Chief Marketing Officer** ..... James Santilli  
**Chief Technology Officer** ..... Erik Watts  
**Chief Revenue Officer** ..... Chris Zaber  
**Sr. Vice President, Development** ..... Craig Dunham  
**Sr. Vice President, Finance** ..... Kevin Hart  
**Sr. Vice President, Facilities** ..... Rich Hixon

**Sr. Vice President, Partnership Marketing** ..... Ross Miller  
**Sr. Vice President, Communications** ..... Jennifer Bullano Ridgley  
**Sr. Vice President, Partnership Sales** ..... Jack Tipton  
**Sr. Vice President, Ticket Sales** ..... Chad Slencak  
**Vice President, Executive Director Penguins Foundation** ..... Jim Britt  
**Vice President, Business Intelligence and Analytics** ..... Eddie Kendralla  
**Vice President, Finance and Accounting** ..... Mark R. Kuczynski  
**Vice President, Content and Production** ..... Leo McCafferty  
**Vice President, Public Affairs** ..... Tim McNulty  
**Vice President, Digital** ..... Andi Perelman

**Vice President, Creative Services** ..... Barb Pilarski  
**Deputy General Counsel** ..... Mike Donadio  
**Director, Operations and Special Projects** ..... Grant Gittlen  
**Sr. Director, Strategic Community Initiatives, and Diversity, Equity, Inclusion** ..... Delvina Morrow  
**Senior Manager, Executive Operations and Special Projects** ..... Crystal Joyce  
**Executive Assistants** ..... Nicole Goehring, Ann Laux  
**Coordinator, Shipping and Receiving** ..... Brett Hart  
**Receptionist** ..... Darlene Watson

## HOCKEY OPERATIONS

### COACHING STAFF

**Head Coach** ..... Mike Sullivan  
**Associate Coach** ..... Todd Reirden  
**Assistant Coach** ..... Mike Vellucci  
**Goaltending Coach** ..... Andy Chiodo  
**Video Coach** ..... Madison Nikkel  
**Assistant Video Coach** ..... C.J. D'Alimonte  
**Skating and Skills Development Coach** ..... Ty Hennes

### HOCKEY ADMINISTRATION

**General Manager** ..... Ron Hextall  
**President of Hockey Operations** ..... Brian Burke  
**Assistant General Manager** ..... Chris Pryor  
**Director, Player Development** ..... Tom Kostopoulos  
**Player Development** ..... Matt Cullen  
**Director, Team Operations** ..... Jason Seidling  
**Director of Hockey Operations and Salary Cap Management** ..... Alec Schall  
**Manager Hockey Operations** ..... Erik Heasley  
**Player Development Coach** ..... Chris Butler  
**Goaltending Coach** ..... Andy Chiodo  
**Goaltending Development Coaches** ..... Kain Tisi, Charles Grant

**Hockey Operations Analyst / Pro Personnel** ..... Andy Saucier  
**Hockey Operations Advisors** ..... Trevor Daley  
**Sr. Data Scientist, Hockey Operations** ..... Katerina Wu  
**Data Scientist, Hockey Operations** ..... Caleb Peña  
**Data Engineer** ..... Jacob Pavlovich  
**Executive Assistant to EVP/GM** ..... Michele Colaianni  
**Director, Team Security** ..... Ed Joyner

### SCOUTS

**Professional Scouts** ..... Will Acton, Kerry Huffman, Jay McClement, Greg Pateryn, Craig Patrick  
**Director, Amateur Scouting** ..... Nick Pryor  
**Amateur Scouts** ..... Colin Alexander, Brian Fitzgerald, Luc Gauthier, Jay Heinbuck, Jamie Huffman, Matt Mangene, Dan McLean, Krissy Wendell-Pohl, Warren Young  
**European Scouts** ..... Alexander Khavanov, Petri Pakaslahti, Tommy Westlund  
**Special Assignment Scouts** ..... Gilles Meloche, Kevin Stevens  
**Global Crossover Scout** ..... Colin Alexander, Garrett Peters

### EQUIPMENT AND TRAINING STAFF

**Head Equipment Manager** ..... Jon Taglianetti  
**Assistant Equipment Managers** ..... Paul DeFazio, Danny Kroll

**Sr. Vice President, Integrated Performance** ..... Teena Murray, MS, RSCC\*E  
**Director of Performance & Sport Science** ..... Jesse Green  
**Director of Reconditioning & Performance Therapy** ..... Jason Meehan  
**Head Athletic Trainer** ..... Chris Stewart

**Performance Therapist/ Athletic Trainer** ..... Curtis Bell, Brandon Mazza

**Strength and Conditioning Coaches** ..... Alexi Pianosi, Alex Trinca

**Head Team Physician** ..... Dr. Dharmesh Vyas, M.D.

**Assistant Team Physician** ..... Dr. Melissa McLane, D.O.

## MARKETING

### COMMUNICATIONS

**Director, Communications** ..... Evan Schall  
**Coordinator, Communications** ..... Emma Kilmer  
**Communications Specialist** ..... Paul Steigerwald

### DIGITAL

**Sr. Manager, Digital** ..... Jonathan Kabana  
**Manager, Digital** ..... Sydney Blackman  
**Manager, Graphic Design Digital** ..... Darryl Hill  
**Coordinators, Digital** ..... Ilyse Silverman, Jordan Lawson

## MARKETING

**Sr. Director, Marketing** ..... Jill Shipley  
**Sr. Manager, Fan Development** ..... Laura Spencer  
**Manager, Marketing and Business Development** ..... Stephen Zappala  
**Manager, Publications** ..... Erin Tirpak  
**Graphic Designers** ..... Jen Navari, Ryan Sutton

### CONTENT AND PRODUCTION

**Sr. Director, Production and Game Presentation** ..... Rod Murray  
**Sr. Director, Production Operations** ..... Mike Davenport  
**Director, Event Presentation** ..... Bill Wareham  
**Sr. Manager, Motion Graphics** ..... Aaron Spiegel  
**Manager, Production Operations** ..... Mark Cottingham  
**Producers, In The Room** ..... Andrew McIntyre, Jon Otte  
**Producers, PensTV** ..... Sydney Bauer, Meghan McManimon, Reilly Zimmerman  
**Designers, Motion Graphics** ..... Giuseppe Esposito, Jack Miller  
**Team Reporter** ..... Michelle Crechiolo  
**Executive Producer, Penguins Radio** ..... Wayne Anderson  
**Radio Broadcasters** ..... Phil Bourque, Josh Getzoff  
**Broadcast Emeritus** ..... Mike Lange  
**On-Air Talent/Ambassador** ..... Colby Armstrong  
**Public Address Announcer** ..... Ryan Mill

## FINANCIAL

### FINANCE

**Sr. Accountant** ..... Troy Ussack  
**Manager, Payroll** ..... Andrea Winschel  
**Accounts Payable** ..... Tawni Love

## OPERATIONS

### PENGUINS FOUNDATION

**Sr. Director of Foundation Programs and Strategic Planning** ..... Amanda Susko

**Sr. Director, Youth Hockey** ..... Shannon Webster

**Director, Community/ Alumni Relations** ..... Cindy Himes

**Manager, Community Hockey Programs** ..... Jaden Lindo  
**Managers, Foundation** ..... Lindsay Litterini, Darya Snoznik

**Coordinator, Youth Hockey** ..... Andrew Balboni

**Coordinator, Foundation** ..... Alexis Brezny

**Local Manager, Learn to Play Program** ..... Rocky Saganuik  
**Liaison, Community Relations** ..... Ed Johnston

### UPMC LEMIEUX SPORTS COMPLEX

**Executive Director, Hockey Development and Programming** ..... Brian Mueller

**Executive Director, Business Operations** ..... Kara Radeke

**Director, Hockey Operations** ..... Brandon Radeke

**Director, Adult Leagues, Camps and Tournaments** ..... Mark Shuttleworth

**Director, Elite Hockey** ..... Danny MacKinnon

**Director, Sports Performance** ..... Jason Jerome

**Manager, Facility Operations** ..... Christopher Banks

**Assistant Manager, Accounting** ..... Neal Bruder

**Assistant Manager, Facility Operations** ..... Connor Mack

**Assistant Manager, Operations** ..... Nick Miller

**Goalie Development Professional** ..... Mike Chiasson

**Skill Development Professionals** ..... Trevor Edwards, Jeff Hannan, Kevin Muller

**14U & 16U Girls Head Coach** ..... Kaley Mooney

**Manager, Programming** ..... Danielle Huttering

## REVENUE

### PARTNERSHIP SALES

**Sr. Director, Events and Hospitality** ..... Kat Smerdel

**Sr. Director, Partnership Sales and Media** ..... Mark Turley

**Sr. Director, Partnership Sales** ..... Luke Mohamed

**Sr. Manager, Partnership Sales** ..... Jim Meyer

**Manager, Premium Sales** ..... Rachel Jones

**Coordinator, Events** ..... Matt Uzar

**Liaisons, Partnership Sales** ..... Pierre Larouche, Bryan Trotter

### PARTNERSHIP INTEGRATION

**Directors, Partnership Marketing** ..... Kaitlin Donahoe, Paige Hancher, Amy Wesson

**Managers, Partnership Marketing** ..... Brianna Grady, Patrick Lally, Lauren Lemieux, Zach Miracle, Nick Perreault, Bernadette Provost, Reggie Woods

## TICKETING SALES

**Sr. Director, Ticket Sales** ..... George Murphy

**New Business Representatives** ..... Will Allison, Brittnee Edgar, Andrew Gardner, Matthew Jorgensen, Philip Petit, Anna Siegler, Rachael Stone, Jake Sullivan, Derick Woodard

**Inside Sales Representatives** ..... Ryan Clark, Jonathan Hanks, Zachary Kiesendahl, Cassandra Wangler

## TICKETING OPERATIONS

**Sr. Director, Ticket Marketing and Operations** ..... Erin Exley

**Director, Ticket Operations** ..... Danny Gardner

**Sr. Manager, Box Office** ..... Kelly Gabany

**Sr. Manager, Box Office Operations** ..... Jason Onufer

**Manager, Ticket Sales and Operations** ..... Jessica Martin

## PREMIUM SEATING

**Sr. Director, Premium Seating** ..... Brian Magness

**Sr. Ticket Sales Account Executive** ..... George Birman

**Sr. Manager, Club Seat Sales and Retention** ..... Jon Seelnacht

**Manager, Premium Seating** ..... Jeff Blizman

**Manager, Premium Service** ..... Kirsten Burkes

## CUSTOMER SERVICE

**Director, Customer Service** ..... Kathy Davis

**Sr. Manager, Service and Retention** ..... Kara Looker

**Manager, Customer Service** ..... Holly Bandish

**Membership Service Representatives** ..... Tony Aranda, Ysmeen Bennett, Nicole Lakovic, Jared Milstein, Kayla Nahay, Michael Hartman

## TECHNOLOGY

### DATA ANALYTICS

**Sr. Director of Data and Cloud Engineering** ..... Mark Walczak

**Manager, Business Intelligence and Data Analytics** ..... Jeff Ludwig

**Analyst, Business Intelligence** ..... Nithin Ragnathan

**Manager, CRM** ..... Sarah Koontz

### TECHNOLOGY

**Sr. Systems Administrator** ..... Jason Henry



**Systems Administrators** ..... Pete Conroy, Zach Cummins, Christopher Ek, Jared Giese, Daniel Grubbs, Zachary Tyke



INSIDE  
**PENGUINS**  
HOCKEY




**CNEIC**

 AT&T SPORTSNET - PITTSBURGH  @ATTSPORTSNETPIT

# PLAYERS





15

## CAREER HIGHS

2

**GOALS IN A GAME**  
LAST: [4 times],  
02.16.20 at CAR

2

**ASSISTS IN A GAME**  
LAST: [2 times],  
01.18.20 vs. ARI

3

**POINTS IN A GAME**  
LAST: [3 times],  
01.18.20 vs. ARI

5

**SHOTS ON GOAL**  
LAST: [1 time],  
02.05.19 at NSH

15

**PENALTY MINUTES**  
LAST: [1 time],  
12.23.17 vs. COL

2

**GOAL STREAK**  
LAST: 01.14.20-01.18.20 (2)

4

**ASSIST STREAK**  
LAST: 04.29.21-05.06.21 (4)

4

**POINT STREAK**  
LAST: 04.29.21-05.06.21  
[1G-4A]

0

**HAT TRICKS**  
LAST: N/A



## SOCIAL



| @JoshArchibald15



| @jc.archibald15

# JOSH ARCHIBALD

POS

F

HT

5-10

WT

176

SHOOTS

RIGHT

SIGNED THROUGH

2022.23

PRONOUNCED | AHR-chih-bawld, JAWSH

DOB | 10/6/92

BIRTHPLACE | Regina, SK, CAN

ACQUIRED | Drafted by Penguins in the 6th round (174th overall) of the 2011 NHL Draft.



## CAREER HIGHS SET

2018.19 SEASON

GOALS

12

POINTS

22

ASSISTS

10

## 2013-14 HOBER BAKER AWARD FINALIST

NCAA TOP COLLEGIATE PLAYER

### 2021.22 HIGHLIGHTS

- Notched one assist in eight regular-season games for the Edmonton Oilers.
- Recorded one assist in 13 playoff games, helping the Oilers to the Western Conference Final.

### PROFESSIONAL CAREER

- Has played parts of seven seasons in the NHL, splitting time between Pittsburgh, the Arizona Coyotes and Edmonton Oilers.
- Won the Stanley Cup with the Penguins in 2017 as a member of the team's taxi squad.
- His best NHL season came in 2018-19 with Arizona, recording career highs across the board in games played (68), goals (12), assists (10) and points (22).
- Played five seasons with the Wilkes-Barre Scranton Penguins of the AHL. His best season came in 2016-17, registering 32 goals, 32 assists and 64 points in 188 games.
- Spent one season with the Wheeling Nailers (ECHL), tallying 11 points (7G-4A) in nine games.
- Has 24 games of Stanley Cup Playoff experience.

### AMATEUR CAREER

- Spent three seasons with the University of Nebraska-Omaha (NCAA), accumulating 58 goals, 36 assists and 94 points in 112 games.
- Was named a Hobey Baker Award Finalist during his junior season in 2013-14, after posting a team-leading 29 goals and 43 points (29G-14A) in 37 games.
- Was named the 2013-14 NCHC Player of the Year and was also the fifth Maverick in program history to earn All-American status.
- Played with Penguins teammate Jake Guentzel in his final season with UNO.

### INTERNATIONAL

- Represented Team USA at the 2012 World Junior Championship, recording two assists in six games.

### PERSONAL

- His father, Jim Archibald, played NCAA hockey at the University of Minnesota and went on to play for the Minnesota North Stars (NHL) and Springfield Indians (AHL).
- His cousin, Jalen Schulz, played collegiately at the University of Nebraska-Omaha from 2015-2019, while also serving as an assistant captain during his senior season in 2018-19.

5+

NHL SEASONS



## CAREER STATISTICS

YEAR	TEAM	LEAGUE	REGULAR SEASON										PLAYOFFS				
			GP	G	A	PTS	PIM	+/-	PP	SH	GW	S	GP	G	A	PTS	PIM
2011-12	Nebraska-Omaha	NCAA	36	10	5	15	33	--	1	0	0	--	--	--	--	--	
	U.S.A.	WJC-20	6	0	2	2	6	-2	0	0	0	--	--	--	--	--	
2012-13	Nebraska-Omaha	NCAA	39	19	17	36	34	--	3	1	1	--	--	--	--	--	
2013-14	Nebraska-Omaha	NCAA	37	29	14	43	62	--	8	0	6	--	--	--	--	--	
2014-15	Wilkes-Barre	AHL	7	1	0	1	13	0	0	0	0	10	2	1	0	1	0
	Wheeling	ECHL	9	7	4	11	4	4	0	0	--	43	--	--	--	--	--
2015-16	<b>PITTSBURGH</b>	<b>NHL</b>	<b>1</b>	<b>0</b>	<b>0</b>	<b>0</b>	<b>0</b>	<b>0</b>	<b>0</b>	<b>0</b>	<b>0</b>	<b>0</b>	--	--	--	--	--
	Wilkes-Barre	AHL	69	9	9	18	75	1	0	0	1	115	10	1	0	1	10
2016-17	<b>PITTSBURGH</b>	<b>NHL</b>	<b>10</b>	<b>3</b>	<b>0</b>	<b>3</b>	<b>4</b>	<b>3</b>	<b>0</b>	<b>1</b>	<b>0</b>	<b>11</b>	<b>4</b>	<b>0</b>	<b>0</b>	<b>0</b>	<b>2</b>
	Wilkes-Barre	AHL	61	16	13	29	54	25	--	--	--	--	5	2	0	2	16
2017-18	<b>PITTSBURGH</b>	<b>NHL</b>	<b>3</b>	<b>0</b>	<b>0</b>	<b>0</b>	<b>0</b>	<b>0</b>	<b>0</b>	<b>0</b>	<b>0</b>	<b>3</b>	--	--	--	--	--
	ARIZONA	NHL	39	5	6	11	25	-2	0	0	0	39	--	--	--	--	--
	Wilkes-Barre	AHL	6	1	2	3	4	-4	--	--	--	--	--	--	--	--	--
2018-19	ARIZONA	NHL	68	12	10	22	15	1	0	0	1	92	--	--	--	--	--
2019-20	EDMONTON	NHL	62	12	9	21	12	-8	0	2	3	64	4	1	0	1	4
2020-21	EDMONTON	NHL	52	7	6	13	37	2	0	0	0	62	3	0	0	0	2
2021-21	EDMONTON	NHL	8	0	1	1	7	-2	0	0	0	4	13	0	1	1	4
<b>NHL TOTALS</b>			<b>243</b>	<b>39</b>	<b>32</b>	<b>71</b>	<b>100</b>	<b>-6</b>	<b>0</b>	<b>3</b>	<b>4</b>	<b>275</b>	<b>24</b>	<b>1</b>	<b>1</b>	<b>2</b>	<b>12</b>
<b>PITTSBURGH TOTALS</b>			<b>14</b>	<b>3</b>	<b>0</b>	<b>3</b>	<b>4</b>	<b>3</b>	<b>0</b>	<b>1</b>	<b>0</b>	<b>14</b>	<b>4</b>	<b>0</b>	<b>0</b>	<b>0</b>	<b>2</b>



53

## CAREER HIGHS

**2** GOALS IN A GAME  
LAST: [2 times],  
11.18.21 at MTL

**2** ASSISTS IN A GAME  
LAST: [4 times],  
04.29.22 vs. CBJ

**3** POINTS IN A GAME  
LAST: [2 times],  
03.27.22 vs. DET (1G-2A)

**7** SHOTS ON GOAL  
LAST: [1 time],  
12.19.21 at NJD

**17** PENALTY MINUTES  
LAST: [1 time],  
10.10.19 vs. ANA

**3** GOAL STREAK  
LAST:  
04.18.21-04.22.21 (3)

**2** ASSIST STREAK  
LAST:  
04.14.22-04.16.22 (3)

**4** POINT STREAK  
LAST:  
01.13.22-01.20.22 (1G-3A)

**0** HAT TRICKS  
LAST: N/A



## SOCIAL

| N/A

| N/A

# TEDDY BLUEGER

POS	HT	WT	SHOOTS	SIGNED THROUGH
<b>F</b>	<b>6-0</b>	<b>185</b>	<b>LEFT</b>	<b>2022.23</b>

PRONOUNCED | BLEW-guhr, TEH-dee

DOB | 8/15/94      BIRTHPLACE | Riga, Latvia

ACQUIRED | Drafted by Penguins in the 2nd round (52nd overall) of the 2012 NHL Draft.

## CURRENT PENGUINS TO SCORE FIRST NHL GOAL ON FIRST SHOT

Jake Guentzel	<b>11.21.16</b>	vs. NYR
Teddy Blueger	<b>02.01.19</b>	vs. OTT
Ryan Poehling	<b>04.06.19</b>	vs. TOR

## 3RD LATVIAN-BORN PLAYER TO PLAY FOR PITTSBURGH

Peteris Skudra	<b>1997-00</b>
Victors Ignatjeps	<b>1998-99</b>
Teddy Blueger	<b>2018-Present</b>

### 2021.22 HIGHLIGHTS

- Established a career high with 28 points (9G-19A) in 65 games.
- His nine goals tied his career best set in 2019-20.
- Appeared in his 200th career NHL game on Apr. 16 at Boston.
- Had a season-long four-game point streak (1G-3A) from Jan. 13 to Jan. 20.
- Recorded his first career three-point game (2G-1A) on Nov. 18 at Montreal.
- Posted one assist in seven postseason games.

### PROFESSIONAL CAREER

- Played four seasons in the NHL with Pittsburgh.
- Became just the third Latvian player to suit up for Pittsburgh (23rd in NHL history).
- Set career highs across the board in games played (69), goals (9) and game winning goals (2) in 2019-20.
- Scored first career playoff goal in Game 3 of the Qualifying Round vs. Montreal in 2020.
- Made his NHL debut on Jan. 30, 2019 vs. Tampa Bay. Scored his first career goal the following game (Feb. 1 vs. Ottawa) on his first career shot.
- Played three-plus seasons of pro hockey with Pittsburgh and in the American Hockey League with Wilkes-Barre/Scranton from 2016-19. Totaled 179 games played, 49 goals, 66 assists and 115 points in the AHL. Has also appeared in 18 postseason games.
- Made the jump to the NHL in 2018-19 after scoring 21 goals in the American Hockey League, ranking fourth at the time of his recall.
- Set career highs in 2017-18 with WBS in games played (70), goals (21-t), assists (24-t), points (45), game-winning goals (5), overtime goals (4) and shots (134). Ranked third on the team in scoring.
- Set career high with five game-winning goals for WBS in 2017-18. Scored four of five game winners in overtime.

His four OT goals led the entire AHL.

### AMATEUR CAREER

- Played four seasons of college hockey at Minnesota State-Mankato from 2012-16.
- Won Western Collegiate Hockey Association tournament championship in back-to-back seasons (2013-14, '14-15).
- First All-Star Team for the WCHA during his senior campaign with Minnesota State-Mankato. Finished second in league scoring with 35 points (11G-24A).
- Finished college career with 108 points (31G-77A) in 155 games.
- Played two years of prep hockey at Shattuck-St. Mary's in Minnesota from 2009-11 – the same school attended by Sidney Crosby. Blueger helped Shattuck-St. Mary's win back-to-back National Championships in 2010-11 and 2011-12.

### INTERNATIONAL CAREER

- Represented Latvia in eight major international tournaments: three World Junior Championships (2012, '13, '14), two World Under-18 Junior Championships (2011, '12) and three World Championships (2017, '18, '19).
- During the 2019 World Championship, Blueger took the most faceoffs of any player in the preliminary round and finished with an impressive 62.7-percent success rate in the circle.

### PERSONAL

- Attended Shattuck-St. Mary's in Minnesota after watching a Penguins-Wild hockey game and hearing that Sidney Crosby attended the school.
- Blueger's favorite road city is St. Paul, Minnesota.
- Speaks several different languages.



4

NHL SEASONS

## CAREER STATISTICS

YEAR	TEAM	LEAGUE	REGULAR SEASON										PLAYOFFS					
			GP	G	A	PTS	PIM	+/-	PP	SH	GW	S	GP	G	A	PTS	PIM	
2009-10	Shattuck	HS-MN	53	20	40	60	84	--	--	--	--	--	--	--	--	--	--	--
2010-11	Shattuck	HS-MN	54	24	42	66	32	--	--	--	--	--	--	--	--	--	--	--
	Latvia	WJ-18	4	4	1	5	0	4	--	--	--	--	--	--	--	--	--	--
2011-12	Shattuck	HS-MN	51	24	64	88	63	--	--	--	--	--	--	--	--	--	--	--
	Latvia	WJ-18	6	2	2	4	6	-6	--	--	--	--	--	--	--	--	--	--
	Latvia	WJC	6	1	2	3	2	-5	--	--	--	--	--	--	--	--	--	--
2012-13	Minn-Mankato	WCHA	37	6	13	19	40	-2	1	0	2	--	--	--	--	--	--	--
	Latvia	WJC	6	1	1	2	8	-8	1	0	0	18	--	--	--	--	--	--
2013-14	Minn-Mankato	WCHA	40	4	22	26	55	2	2	0	1	85	--	--	--	--	--	--
	Latvia	WJC	3	0	1	1	8	-4	--	--	--	--	--	--	--	--	--	--
2014-15	Minn-Mankato	WCHA	37	10	18	28	26	9	4	1	3	103	--	--	--	--	--	--
2015-16	Minn-Mankato	WCHA	41	11	24	35	29	10	3	1	7	106	--	--	--	--	--	--
	Wilkes-Barre	AHL	10	0	0	0	2	-2	0	0	0	12	10	0	1	1	4	
2016-17	Wilkes-Barre	AHL	54	7	24	31	20	24	1	0	2	83	5	1	0	1	2	
	Latvia	WC	7	1	0	1	6	-1	--	--	--	6	--	--	--	--	--	--
2017-18	Wilkes-Barre	AHL	70	21	24	45	43	16	2	1	5	134	3	0	2	2	4	
	Latvia	WC	5	1	2	3	0	1	0	0	0	6	--	--	--	--	--	--
<b>2018-19</b>	<b>PITTSBURGH</b>	<b>NHL</b>	<b>28</b>	<b>6</b>	<b>4</b>	<b>10</b>	<b>15</b>	<b>7</b>	<b>0</b>	<b>1</b>	<b>1</b>	<b>33</b>	<b>1</b>	<b>0</b>	<b>0</b>	<b>0</b>	<b>0</b>	
	Wilkes-Barre	AHL	45	21	18	39	18	20	6	1	1	123	--	--	--	--	--	--
	Latvia	WC	7	1	3	4	6	-5	--	--	--	--	--	--	--	--	--	--
<b>2019-20</b>	<b>PITTSBURGH</b>	<b>NHL</b>	<b>69</b>	<b>9</b>	<b>13</b>	<b>22</b>	<b>25</b>	<b>2</b>	<b>0</b>	<b>0</b>	<b>2</b>	<b>102</b>	<b>4</b>	<b>1</b>	<b>0</b>	<b>1</b>	<b>0</b>	
<b>2020-21</b>	<b>PITTSBURGH</b>	<b>NHL</b>	<b>43</b>	<b>7</b>	<b>15</b>	<b>22</b>	<b>16</b>	<b>10</b>	<b>0</b>	<b>3</b>	<b>1</b>	<b>49</b>	<b>6</b>	<b>0</b>	<b>0</b>	<b>0</b>	<b>2</b>	
<b>2021-22</b>	<b>PITTSBURGH</b>	<b>NHL</b>	<b>65</b>	<b>9</b>	<b>19</b>	<b>28</b>	<b>10</b>	<b>12</b>	<b>0</b>	<b>1</b>	<b>0</b>	<b>93</b>	<b>7</b>	<b>0</b>	<b>1</b>	<b>1</b>	<b>2</b>	
<b>PIT/NHL TOTALS</b>			<b>205</b>	<b>31</b>	<b>51</b>	<b>82</b>	<b>66</b>	<b>31</b>	<b>0</b>	<b>5</b>	<b>4</b>	<b>277</b>	<b>18</b>	<b>1</b>	<b>1</b>	<b>2</b>	<b>4</b>	



18

## CAREER HIGHS

2

**GOALS IN A GAME**  
**LAST:** (5 times),  
 05.06.21 at PIT

2

**ASSISTS IN A GAME**  
**LAST:** (3 times),  
 01.22.21 at VGK

3

**POINTS IN A GAME**  
**LAST:** (1 time),  
 02.01.19 at BUF

7

**SHOTS ON GOAL**  
**LAST:** (1 time),  
 12.31.16 vs. VAN

8

**PENALTY MINUTES**  
**LAST:** (1 time),  
 01.19.20 vs. WPG

2

**GOAL STREAK**  
**LAST:**  
 02.29.20-03.03.20 (2)

3

**ASSIST STREAK**  
**LAST:**  
 04.01.19-04.05.19 (4)

4

**POINT STREAK**  
**LAST:**  
 04.01.19-04.06.19 (1G-4A)

0

**HAT TRICKS**  
**LAST:** N/A



# DRAKE CAGGIULA

POS

F

HT

5-10

WT

176

SHOOTS

LEFT

SIGNED THROUGH

2022.23

PRONOUNCED | ka-ZHOO-lah, DRAYK

DOB | 6/20/94

BIRTHPLACE | Pickering, ON, CAN

ACQUIRED | Signed as free agent on July 13, 2022.

## CAREER HIGHS SET

2017.18 SEASON

GOALS

13

POINTS

20

ASSISTS

7

NATIONAL COLLEGIATE ATHLETIC ASSOCIATION

### NATIONAL CHAMPION

2015-16

### MOST VALUABLE PLAYER

2015-16



## 2021.22 HIGHLIGHTS

- Played for the Buffalo Sabres registering two goals, three assists and five points in 18 games.
- Missed the majority of the season after undergoing surgery to repair a herniated disc.

## PROFESSIONAL CAREER

- Competed in 278 NHL games tallying 91 points (46G-45A) with the Edmonton Oilers, Chicago Blackhawks, Arizona Coyotes and Buffalo Sabres.
- Has reached the 10-goal and 20-point plateau twice in his career.
- Has appeared in 21 career Stanley Cup Playoff games, recording six points (4G-2A).
- Recorded NHL career highs in games played (67), goals (13), points (20) and power-play goals (3) during the 2017-18 season while with the Oilers.
- Signed out of college as an undrafted free agent with the Oilers in May of 2016.

## AMATEUR CAREER

- NCAA Champion and Tournament MVP during the 2015-16 season playing for the University of North Dakota.
- Served as an alternate captain during the 2015-16 season, ranking second on the team in goals (25) and points (51).
- Earned NCHC First-Team honors during his senior season in 2015-16.
- When competing for the University of North Dakota, he registered 62 goals, 65 assists and 127 points in 162 games.
- OJHL Champion and playoff MVP competing for the Stouffville Spirit during the 2011-12 season.

## PERSONAL

- Caggiula's uncle, Dino Caggiula, is currently an assistant women's hockey coach at York University and has coached there for 12 years.

## SOCIAL




| @drakecaggiula



| caggiulad





77

## CAREER HIGHS

**4** GOALS IN A GAME  
LAST: [1 time],  
05.06.21 vs. BUF

**3** ASSISTS IN A GAME  
LAST: [5 times],  
04.08.17 vs. CHI

**4** POINTS IN A GAME  
LAST: [8 times],  
05.06.21 vs. BUF (4G)

**12** SHOTS ON GOAL  
LAST: [1 time],  
03.01.07 at BOS

**17** PENALTY MINUTES  
LAST: [1 time],  
12.11.07 vs. PIT

**6** GOAL STREAK  
LAST:  
02.08.10-03.03.10 (7)

**4** ASSIST STREAK  
LAST:  
02.12.07-02.19.07 (6)

**7** POINT STREAK  
LAST:  
11.23.15-12.08.15 (1G-6A)

**7** HAT TRICKS  
LAST: 05.06.21  
vs. BUF (4G)



## SOCIAL

| @JeffCarter\_77

| @jeffcarter\_77

# JEFF CARTER

POS	HT	WT	SHOOTS	SIGNED THROUGH
<b>F</b>	<b>6-3</b>	<b>219</b>	<b>RIGHT</b>	<b>2023.24</b>

PRONOUNCED | KAHR-tur, JEHF

DOB | 01/01/85      BIRTHPLACE | London, ON

ACQUIRED | From Los Angeles for conditional third-round pick in 2022 NHL Draft and conditional fourth-round pick in 2023 NHL Draft on April 12, 2021.



## GAME-WINNING GOAL LEADERS

ACTIVE PLAYERS SINCE 2005-06

Alex Ovechkin	<b>121</b>
Jeff Carter	<b>86</b>
Zach Parise	<b>80</b>
Evgeni Malkin	<b>78</b>
Sidney Crosby	<b>78</b>



## TWO-TIME STANLEY CUP CHAMPION WITH LOS ANGELES

### PLAYOFF GOAL LEADERS

2012-14

Jeff Carter	<b>24</b>
Marian Gaborik	<b>19</b>
Justin Williams	<b>19</b>

### 2021.22 HIGHLIGHTS

- Registered 45 points (19G-26A) in 76 games in his first full season with Pittsburgh.
- Eclipsed the 40-point plateau for the 10th time in his career.
- Signed a two-year contract extension on Jan. 26.
- Scored 15th career overtime goal on Dec. 17 vs. Buffalo tying him for fifth most overtime goals among active players.
- Appeared in his 1,100th career NHL game on Nov. 4.
- Scored 400th goal on Oct. 14 at Florida, becoming the seventh active player to reach 400 and third current Penguin to do so.
- Notched five points (4G-1A) in seven postseason games.

### PROFESSIONAL CAREER

- Has played over 1,000 NHL games split between 16 seasons with the Philadelphia Flyers (2005-11), Columbus Blue Jackets (2011-12), Los Angeles Kings (2012-21) and Penguins (2021-present).
- Two-time Stanley Cup champion with the Los Angeles Kings in 2012 and '14.
- Spent 10 seasons with the Kings from 2012-21, and six as an alternate captain (2015-21).
- Two-time NHL All-Star in 2009 and '17.
- Since his NHL debut in 2005-06, Carter's 86 game-winning goals and 418 goals rank second and eighth, respectively, among all NHL players.
- Hit the 30-goal mark four times in his career. His best NHL season came in 2008-09 with Philadelphia when he recorded career highs in goals (46), assists (38) and points (84) in 82 games.
- Led the NHL in game-winning goals in 2008-09 (12) and '12-13 (8).
- Scored an NHL-high eight playoff goals (tied) in 2012, including the Stanley Cup-clinching goal.

- His 10 goals and 25 points in 26 playoff games in 2014 ranked second in the league.
- Accumulated 39 goals, 35 assists and 74 points in 120 career playoff games split between the Kings and Flyers.
- Won a Calder Cup Championship with the Philadelphia Phantoms in 2005. He recorded a league-high 23 points (12G-11A) in 21 playoff games during his first professional season.
- Drafted in the first round (11th overall) of the 2003 NHL Draft by Philadelphia. Penguins general manager Ron Hextall was the Flyers' director of player personnel when Carter was drafted.

### AMATEUR CAREER

- Played four seasons in the Ontario Hockey League with the Sault Ste. Marie Greyhounds from 2001-05. In 236 career junior games, he recorded 246 points (123G-123A).
- In 2004-05, Carter was named to the OHL First All-Star Team and CHL First All-Star Team.
- Named CHL Sportsman of the Year and OHL Most Sportmanlike Player in 2004-05.

### INTERNATIONAL CAREER

- Won a gold medal at the 2014 Olympics with teammate Sidney Crosby and Team Canada. Recorded five points (3G-2A) in six games.
- Won a silver medal at the 2004 World Junior Championship and gold medal at the 2005 WJC. He was named to the WJC All-Star Team at both tournaments.
- Represented Team Canada at the 2006 World Championship.

### PERSONAL


- Carter and his wife, Megan, have a son named Caden and a daughter named Emmy.
- Jeff and Megan were very involved in animal rescue and advocacy in Los Angeles, specifically with West L.A.-based Wags and Walks.

17

NHL SEASONS

## CAREER STATISTICS

YEAR	TEAM	LEAGUE	REGULAR SEASON										PLAYOFFS					
			GP	G	A	PTS	PIM	+/-	PP	SH	GW	S	GP	G	A	PTS	PIM	
2000-01	Strathroy	GOHL	49	27	20	47	--	10	--	--	--	--	--	--	--	--	--	--
2001-02	Sault Ste. Marie	OHL	63	18	17	35	--	12	--	--	--	--	4	0	0	0	2	
2002-03	Sault Ste. Marie	OHL	61	35	36	71	-5	55	18	1	--	--	4	0	2	2	2	
	Canada	WJC-18	7	2	4	6	--	2	--	--	--	--	--	--	--	--	--	
2003-04	Sault Ste. Marie	OHL	57	36	30	66	4	26	11	6	--	--	--	--	--	--	--	
	Canada	WJC-20	6	5	2	7	--	2	--	--	--	--	--	--	--	--	--	
	Philadelphia	AHL	--	--	--	--	--	--	--	--	--	--	12	4	1	5	0	
2004-05	Sault Ste. Marie	OHL	55	34	40	74	20	40	14	1	--	--	7	5	5	10	6	
	Canada	WJC-20	6	7	3	10	--	6	--	--	--	--	--	--	--	--	--	
	Philadelphia	AHL	3	0	1	1	-1	4	0	0	0	--	21	12	11	23	12	
2005-06	PHILADELPHIA	NHL	81	23	19	42	10	40	6	2	7	189	6	0	0	0	10	
	Canada	WC	9	4	2	6	--	2	--	--	--	--	--	--	--	--	--	
2006-07	PHILADELPHIA	NHL	62	14	23	37	-17	48	3	2	1	215	--	--	--	--	--	
2007-08	PHILADELPHIA	NHL	82	29	24	53	6	55	7	2	5	260	17	6	5	11	12	
2008-09	PHILADELPHIA	NHL	82	46	38	84	23	68	13	4	12	342	6	1	0	1	8	
2009-10	PHILADELPHIA	NHL	74	33	28	61	2	38	11	2	6	319	12	5	2	7	2	
2010-11	PHILADELPHIA	NHL	80	36	30	66	27	39	8	0	7	335	6	1	1	2	2	
2011-12	COLUMBUS	NHL	39	15	10	25	-11	14	8	0	1	130	--	--	--	--	--	
	LOS ANGELES	NHL	16	6	3	9	-1	2	2	0	1	54	20	8	5	13	4	
2012-13	LOS ANGELES	NHL	48	26	7	33	0	16	8	0	8	133	18	6	7	13	14	
2013-14	LOS ANGELES	NHL	72	27	23	50	8	44	8	1	5	256	26	10	15	25	4	
	Canada	Olympics	6	3	2	5	6	2	0	0	0	24	--	--	--	--	--	
2014-15	LOS ANGELES	NHL	82	28	34	62	7	28	10	1	5	218	--	--	--	--	--	
2015-16	LOS ANGELES	NHL	77	24	38	62	18	20	4	1	6	242	5	2	0	2	4	
2016-17	LOS ANGELES	NHL	82	32	34	66	2	41	10	1	9	250	--	--	--	--	--	
2017-18	LOS ANGELES	NHL	27	13	9	22	4	2	6	1	2	85	4	0	0	0	2	
2018-19	LOS ANGELES	NHL	76	13	20	33	-20	42	5	1	1	174	--	--	--	--	--	
2019-20	LOS ANGELES	NHL	60	17	10	27	-21	36	3	0	7	182	--	--	--	--	--	
2020-21	LOS ANGELES	NHL	40	8	11	19	-6	22	1	0	0	117	--	--	--	--	--	
	PITTSBURGH	NHL	14	9	2	11	9	0	1	0	1	37	6	4	1	5	4	
2021-22	PITTSBURGH	NHL	76	19	26	45	38	-8	3	1	2	200	7	4	1	5	6	
NHL TOTALS			1170	418	389	807	593	32	117	19	86	3738	133	47	37	84	72	
PITTSBURGH TOTALS			90	28	28	56	47	-8	4	1	3	237	13	8	2	10	10	



87

## CAREER HIGHS

3

**GOALS IN A GAME**  
LAST: (12 times),  
01.21.22 at CBJ

5

**ASSISTS IN A GAME**  
LAST: (3 times),  
11.08.14 at BUF

6

**POINTS IN A GAME**  
LAST: (2 times),  
01.19.10 vs. NYI (2G-4A)

9

**SHOTS ON GOAL**  
LAST: (9 times),  
03.11.17 at VAN

21

**PENALTY MINUTES**  
LAST: (1 time),  
01.03.09 vs. FLA

7

**GOAL STREAK**  
LAST:  
01.21.16-02.08.16 (10)

11

**ASSIST STREAK**  
LAST:  
01.05.18-02.02.18 (19)

25

**POINT STREAK**  
LAST:  
11.05.10-12.28.10 (26G-24A)

12

**HAT TRICKS**  
LAST:  
01.21.22 at CBJ  
(3G-1A)



## SOCIAL



| N/A



| N/A

## SIDNEY CROSBY

POS

C

HT

5-11

WT

200

SHOOTS

LEFT

SIGNED THROUGH

2024.25

PRONOUNCED | KRAWZ-bee, SIHD-nee

DOB | 8/7/87

BIRTHPLACE | Cole Harbour, NS



ACQUIRED | Drafted by Penguins in the 1st round (1st overall) of the 2005 NHL Draft.



## PENGUINS ALL-TIME POINT LEADERS

Mario Lemieux 1723

Sidney Crosby 1409

Evgeni Malkin 1146

Jaromir Jagr 1079

Kris Letang 650

## NHL POINT LEADERS SINCE CROSBY'S DEBUT

2005-22

Alex Ovechkin WSH 1410

Sidney Crosby PIT 1409

Patrick Kane CHI 1180

Evgeni Malkin PIT 1146

Joe Thornton 4 Teams 1118

## 2021.22 HIGHLIGHTS


- Completed his 17th NHL season with Pittsburgh, tied with Mario Lemieux for the most in franchise history.
- Tied for the team lead in points (84). He led the team in points for a franchise record-tying 12th time.
- Received Pittsburgh's team MVP award and the Players' Player award for the second-consecutive season.
- Averaged at least one point-per-game for the 17th season, tied with Gordie Howe (17) for the second-most in NHL history behind Wayne Gretzky (19). Only Crosby and Gretzky started their careers with 16-plus straight point-per-game seasons.
- Joined Lemieux (11) and Jaromir Jagr (10) as the only players to score 30 goals 10-plus times with the team.
- Moved into sole possession of first-place on overtime points in NHL history (38).
- Recorded 1,400th career point in 1,100th game on Apr. 11 vs. Nashville. He became the seventh fastest player to reach 1,400 points.
- Scored his 500th career goal on Feb. 15 vs. Philadelphia becoming the second active player, and 46th in NHL history, to reach 500 goals.
- Recorded 12th career hat trick on Jan. 21 at Columbus. He now has the third-most hat tricks among active players.
- Ranked first (tied) on the team with 10 points (2G-8A) in six postseason games.

## PROFESSIONAL CAREER

- Generational talent is a three-time Stanley Cup Champion and two-time Olympic gold medalist.
- Was named to the list of the NHL's 100 Greatest Players. Only player in hockey history to win a Stanley Cup, Olympic gold medal, World Championship gold, World Cup of Hockey gold, World Junior Championship gold, Hart Trophy (NHL MVP), Art Ross (NHL scoring title) and Conn Smythe (NHL playoff MVP).
- Captained the Penguins to three Stanley Cup titles (2009, '16, '17). Won back-to-back Conn Smythe Trophies (2016-17) as playoff MVP. He is only the third person in NHL history to win the award in consecutive seasons, joining Bernie Parent (1974-75) and Mario Lemieux (1991-92). Also joins Parent, Lemieux, Wayne Gretzky, Patrick Roy and Bobby Orr as the only multiple winners of the award.
- Has won 12 individual NHL awards in his career. That includes two MVPs (Hart - 2007, '14), two NHL scoring titles (Art Ross - 2007, '14), two NHL goal-scoring titles (2010, '17), three outstanding player awards as voted by his peers (Lester Pearson - 2007, Ted Lindsay - 2013, '14), two NHL playoff MVPs (Conn Smythe) and one NHL leadership award (Mark Messier - 2010).
- Is the 26th player to join the Triple Gold Club - winning a Stanley Cup (2009, '16, '17), Olympic gold (2010, '14) and World Championship (2015). Only member of the Club to have captained all three teams to their respective titles.
- Became the first player in Penguins history to play 1,000 games with the team on Feb. 20, 2021 vs. NYI. His 1,278 points through 1,000 career games rank eighth in NHL history.
- Became the 86th player in NHL history to reach 1,000-career points with an assist on Chris Kunitz's goal on Feb. 16, 2017 vs. Winnipeg.
- Ranks second on the franchise's all-time scoring list with 1,409 points, behind only Mario Lemieux (1,723). Surpassed Jaromir Jagr (1,027) on Jan. 25, 2018 vs. Minnesota.
- Became the 48th player in league history to reach 1,200 points on March 5, 2019 vs. Florida with an assist (Jake Guentzel).
- Ranks first in franchise history in playoff scoring with 191 points (69G-122A), and is currently seventh place in NHL history. His 122 assists are 10th in NHL history and his 69 postseason goals rank second in team history behind only Mario Lemieux (76).
- Finalist for the 2013 Bill Masterton Memorial Trophy - given to the player that best exemplifies the qualities

17


NHL SEASONS



## CAREER STATISTICS

YEAR	TEAM	LEAGUE	REGULAR SEASON										PLAYOFFS					
			GP	G	A	PTS	PIM	+/-	PP	SH	GW	S	GP	G	A	PTS	PIM	
2002-03	Shattuck	USHS	57	72	90	162	--	--	--	--	--	--	--	--	--	--	--	--
2003-04	Rimouski	QMJHL	59	54	81	135	74	49	20	3	5	280	9	7	9	16	10	
	Canada	WJC	6	2	3	5	4	4	--	--	--	--	--	--	--	--	--	
2004-05	Rimouski	QMJHL	62	66	102	168	84	78	15	7	11	348	13	14	17	31	16	
	Rimouski	M-Cup	5	6	5	11	6	--	--	--	--	--	--	--	--	--	--	
	Canada	WJC	6	6	3	9	4	4	--	--	--	--	--	--	--	--	--	
2005-06	PITTSBURGH	NHL	81	39	63	102	110	-1	16	0	5	278	--	--	--	--	--	
	Canada	WC	9	8	8	16	10	7	2	0	1	25	--	--	--	--	--	
2006-07	PITTSBURGH	NHL	79	36	84	120*	60	10	13	0	4	250	5	3	2	5	4	
2007-08	PITTSBURGH	NHL	53	24	48	72	39	18	6	0	4	173	20	6	21*	27*	12	
2008-09	PITTSBURGH	NHL	77	33	70	103	76	3	7	0	3	238	24	15*	16	31	14	
2009-10	PITTSBURGH	NHL	81	51*	58	109	71	15	13	2	6	298	13	6	13	19	6	
	Canada	Olympics	7	4	3	7	4	2	1	0	2	28	--	--	--	--	--	
2010-11	PITTSBURGH	NHL	41	32	34	66	31	20	10	1	3	161	--	--	--	--	--	
2011-12	PITTSBURGH	NHL	22	8	29	37	14	15	2	0	3	75	6	3	5	8	9	
2012-13	PITTSBURGH	NHL	36	15	41	56	16	26	3	0	1	124	14	7	8	15	8	
2013-14	PITTSBURGH	NHL	80	36	68*	104*	46	18	11	0	5	259	13	1	8	9	4	
	Canada	Olympics	6	1	2	3	0	4	0	0	0	11	--	--	--	--	--	
2014-15	PITTSBURGH	NHL	77	28	56	84	47	5	10	0	3	237	5	2	2	4	0	
	Canada	WC	9	4	7	11	2	1	1	0	1	22	--	--	--	--	--	
2015-16	PITTSBURGH	NHL	80	36	49	85	42	19	10	0	9	248	24	6	13	19	4	
2016-17	PITTSBURGH	NHL	75	44*	45	89	24	17	14	0	5	255	24	8	19*	27	10	
	Canada	WCH	6	3	7	10	8	0	0	0	1	21	--	--	--	--	--	
2017-18	PITTSBURGH	NHL	82	29	60	89	46	0	9	0	6	247	12	9	12	21	6	
2018-19	PITTSBURGH	NHL	79	35	65	100	36	18	12	0	3	220	4	0	1	1	2	
2019-20	PITTSBURGH	NHL	41	16	31	47	15	-8	4	0	4	109	4	2	1	3	0	
2020-21	PITTSBURGH	NHL	55	24	38	62	26	8	5	1	5	159	6	1	1	2	2	
2021-22	PITTSBURGH	NHL	69	31	53	84	32	19	8	0	9	208	6	2	8	10	2	
PIT/NHL TOTALS			1108	517	892	1409	731	202	153	4	78	3539	180	71	130	201	83	

\*NHL LEADER



**2017** | Crosby led the Penguins to their second straight Stanley Cup championship at Bridgestone Arena in Nashville after dispatching of the Predators in six games.

of perseverance, sportsmanship and dedication to the game of hockey – after returning to his elite form following two seasons plagued with a concussion and neck injuries.

- Missed 61 consecutive games between 2010-11 and '11-12 seasons due to a concussion and neck injuries. Returned to the lineup on Nov. 21, 2011 against the NY Islanders, scoring two goals and four points. One of his two goals was the game-winner. The crowd that evening was littered with fans holding signs that read “Welcome Back Sid.”
- Named to the NHL’s All-Star Game on eight occasions (2007, '08, '09, '11, '15, '17, '18, '19).
- Named MVP of the 2019 All-Star Game after leading the Metro Division to a tournament victory. Finished with eight points (4G-4A) despite dealing with a case of the flu.
- Posted career-high 120 points in 2006-07 season. Won the trifecta of NHL Awards with the Hart (MVP), Art Ross (scoring champion) and Lester Pearson (best player as voted by his peers). Became the youngest scoring champion in team sports history at 19 years, 241 days. He was the youngest player to win the Pearson and second-youngest (Wayne Gretzky) to win MVP.
- Totaled 102 points during his rookie season in 2005-06. That surpassed Mario Lemieux’s team rookie record (100). Crosby is the youngest player in NHL history (18 years) to reach 100 points.

### AMATEUR CAREER

- Played two seasons with Rimouski of the Quebec Major Junior Hockey League.
- Twice named Canadian Hockey Player of the Year while winning the CHL scoring title (2004, '05) for Rimouski.
- Won the QMJHL championship with Rimouski in 2005 and a berth in the Memorial Cup. Led the league in playoff scoring with 31 points (14G-17A) in 13 games. Added 11 points (5G-6A) in five games during the Memorial Cup.
- Rimouski retired his No. 87 jersey.



**2014** | Crosby won his second Olympic gold medal in Sochi, Russia during the 2014 Winter Games while serving as captain for Team Canada.

- Attended the illustrious hockey program at Shattuck-St. Mary’s in Faribault, Minnesota in 2002-03. Other notable players that attended the school include Zach Parise, Jonathan Toews, Nathan MacKinnon and current teammate Teddy Blieger.

### INTERNATIONAL CAREER

- Has won gold medals at every international tournament for Team Canada.
- Won two Olympic gold medals with Canada in 2010 and '14. Served as captain for 2014 team and alternate captain at the '10 Games.
- Scored the gold-medal winning overtime goal against the United States at the 2010 Winter Olympic Games on his native soil in Vancouver, Canada. The score is referred to as the “Golden Goal.”
- Won gold medals for Canada in the World Cup of Hockey (2016), World Championship (2015) and World Junior Championship (2005). Took home silver medal in 2004 World Junior Championship.

### PERSONAL

- Father, Troy, was drafted by the Montreal Canadiens in the 1984 NHL Draft as a goaltender. Younger sister, Taylor, played goal at Shattuck-St. Mary’s in Faribault, Minnesota and collegiately at Northeastern and St. Cloud State.
- Spends his summers at his home in Cole Harbour, Nova Scotia.
- Favorite sport other than hockey is baseball. Played in his youth and it showed in 2010. During batting practice at PNC Park, home of Major League Baseball’s Pittsburgh Pirates, Crosby showed perfect form when hitting a home run over the right field seats. Also brought the Stanley Cup to PNC Park in 2009 and '17 while throwing out the first pitch.
- Lists Steve Yzerman as his hockey idol.
- Named the team’s Edward J. Debartolo Community Service Award winner three times (2010, '16, '17) with programs like the Little



**2018** | Every year Crosby surprises participants in his Little Penguins “Learn to Play Hockey” program by taking the ice with them during a practice.

Penguins “Learn to Play Hockey” and his charity suite for every single home game.

- Initiated Sidney Crosby’s Little Penguins “Learn to Play Hockey” program, which outfits 2,000 boys and girls in the area with free head-to-toe hockey equipment. The program has outfitted over 10,000 local youngsters since its founding in 2008.
- Donated 100,000 meals through the Greater Pittsburgh Community Food Bank during the Covid-19 pandemic.



3

2009  
2016  
2017



STANLEY CUP

TO WIN THE STANLEY CUP

YOUNGEST  
CAPTAIN

1409

POINTS

2

2010  
2014



OLYMPIC GOLD MEDAL



IN TEAM HISTORY

517

GOALS

2

2016  
2017



CONN SMYTHE TROPHY

FIRST  
TEAM NHL  
ALL-STAR

2007 | 2013 | 2014 | 2016

892

ASSISTS

1

2010



MARK MESSIER  
LEADERSHIP AWARD

SECOND  
TEAM NHL  
ALL-STAR

2010 | 2015 |  
2017 | 2019

3

2007  
2013  
2014



TED LINDSAY AWARD

2

2007  
2014



ART ROSS TROPHY

2

2010  
2017



"ROCKET"  
RICHARD TROPHY

#1

DRAFT  
PICK

OVERALL IN 2005

2

2007  
2014



HART TROPHY

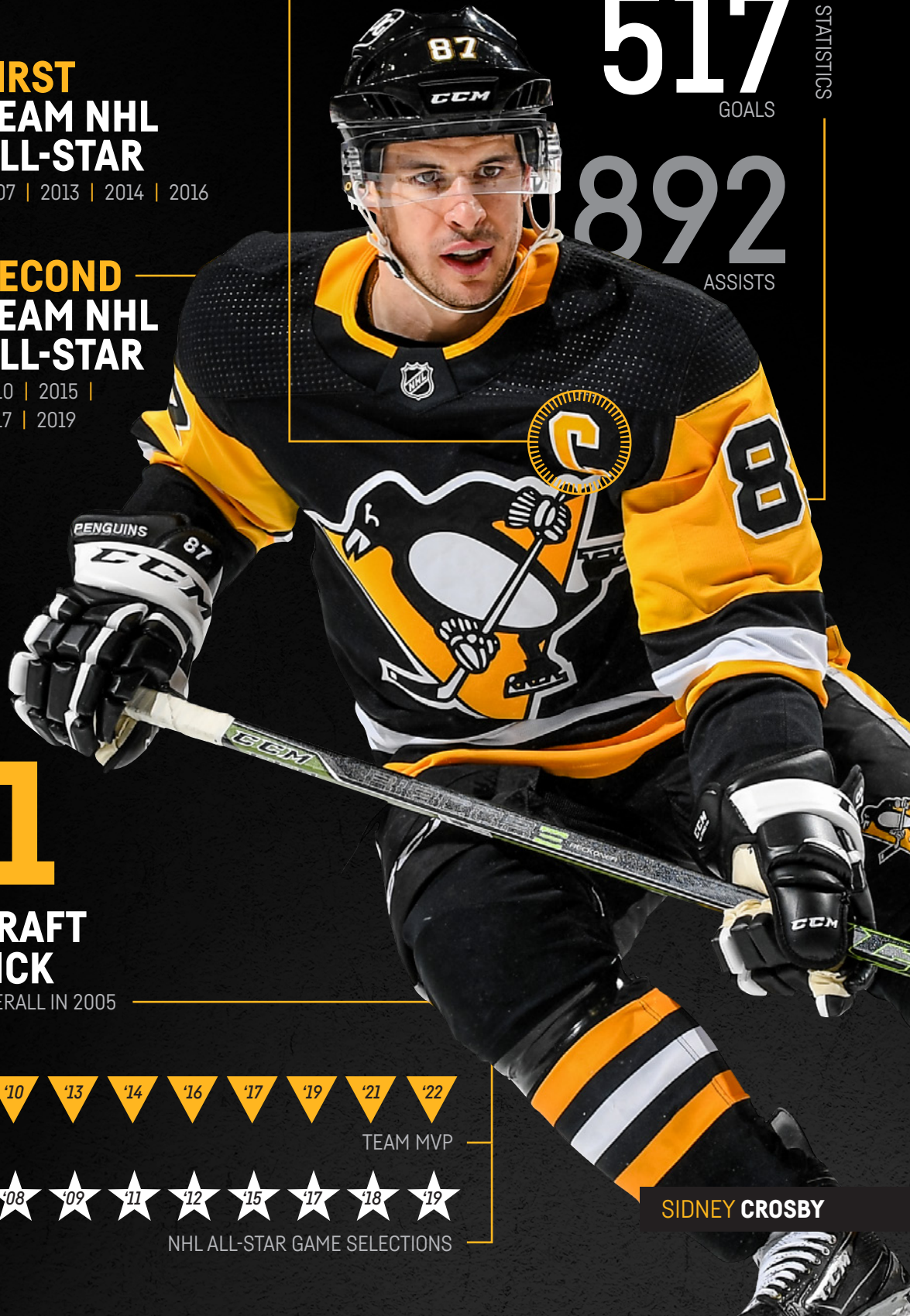


TEAM MVP



NHL ALL-STAR GAME SELECTIONS

CAREER REGULAR-SEASON STATISTICS



SIDNEY CROSBY



1

## CAREER HIGHS

**52** SHOTS FACED  
LAST: [1 time],  
04.21.22 vs. BOS

**52** SAVES  
LAST: [1 time],  
04.21.22 vs. BOS

**9** SHUTOUTS  
LAST:  
04.21.22 vs. BOS [52]

**3** WIN STREAK  
LAST:  
12.06.21-01.02.22

**133:28**

SHUTOUT STREAK  
LAST:  
04.16.22-04.23.22

## SOCIAL



| N/A



| @Cdesmith1

# CASEY DeSMITH

POS

G

HT

6-0

WT

181

CATCHES

LEFT

SIGNED THROUGH

2023.24

PRONOUNCED | Duh-SMIHTh, KAY-see

DOB | 8/13/91

BIRTHPLACE | Rochester, NH



ACQUIRED | Signed as an unrestricted free agent on July 1, 2017.

## CAREER HIGHS SET

2018.19 SEASON

GAMES PLAYED

36

WINS

15

SHUTOUTS

3

## AHL HARRY "HAP" HOLMES AWARD IN 2016.17 WITH TRISTAN JARRY

AHL TEAM THAT SURRENDERS THE FEWEST GOALS ON THE YEAR

### 2021.22 HIGHLIGHTS

- Appeared in 26 games for Pittsburgh going 11-6-5 with a 2.79 goals-against average, a .914 save percentage and three shutouts.
- Recorded his ninth career shutout and third of the season in a 52-save effort on Apr. 21 vs. Boston. His 52 saves are the most by a goaltender in Penguins history and only four goaltenders in NHL history have made more saves in a shutout than DeSmith's 52.
- His three shutouts tied his single-season career high, originally established in 2018-19.
- Won his 40th career game on April 11 vs. Nashville.
- Surpassed Johan Hedberg (7) for sixth-most shutouts in franchise history with eighth career shutout on Feb. 10 at Ottawa.
- Appeared in one postseason game with Pittsburgh.

### PROFESSIONAL CAREER

- Played three-plus seasons in the NHL with Pittsburgh.
- Set NHL career highs in games played (36), wins (15) and shutouts (3) with Pittsburgh in 2018-19.
- Handled most of the goaltending duties over the first three-plus months of the 2018-19 season as Matt Murray missed significant time due to various injuries.
- Made his NHL debut at the age of 26 in a relief effort on Oct. 29, 2017 at Winnipeg after toiling in the American Hockey League and ECHL. Had played on an AHL-only contract for two years before signing his NHL entry-level deal on July 1, 2017.
- Set personal bests in goals-against average (2.40) and save percentage (.921) during the 2017-18 campaign, leading Pittsburgh in both categories.
- Made 35 saves to earn his first-career NHL shutout on April 6, 2018 vs. Ottawa.
- Played in the 2018 American Hockey League All-Star Challenge.

- Named to the American Hockey League All-Rookie Team in 2016-17 after posting a 21-5-3 record with a 2.01 GAA, .926 save percentage and one shutout with WBS. His 2.01 goals-against average led the entire AHL in 2016-17.
- Teamed with Tristan Jarry to help WBS win the Harry "Hap" Holmes Award in 2016-17 for the American Hockey League team that surrenders the fewest goals on the year.
- Started every single game for WBS in November 2017, going 6-2-1 on the month.

### AMATEUR CAREER

- Posted 48 career collegiate victories in three seasons with New Hampshire from 2011-14.
- Ended his college career with a 2.32 goals-against average, .923 save percentage and nine shutouts.
- Set a new school record with a shutout streak of 203:32 minutes – a three-plus game span – in 2012-13.
- Named to the Hockey East All-Rookie Team in 2011-12.

### INTERNATIONAL CAREER

- Represented the United States at the 2010 World Junior A Challenge.

### PERSONAL

- Grew up playing youth hockey with fellow New England native Brian Dumoulin on the Seacoast Spartans, an organization based in Exeter, New Hampshire.
- Is an avid disc golf player and huge fan of the TV show The Office.

3+

NHL SEASONS



## CAREER STATISTICS

YEAR	TEAM	LEAGUE	REGULAR SEASON										PLAYOFFS					
			GP	W	L	OTL	MIN	GA	SO	GAA	SV%	GP	W-L	MIN	GA	SO	GAA	SV%
2009-10	Indiana	USHL	27	11	11	1	1434	76	0	3.18	.897	8	4-3	412	17	0	2.48	.922
2010-11	Indiana	USHL	37	22	13	2	2174	92	3	2.54	.920	4	2-2	229	10	1	2.63	.929
2011-12	New Hampshire	HE	22	9	10	1	1285	50	1	2.33	.926	--	--	--	--	--	--	--
2012-13	New Hampshire	HE	38	19	10	7	2204	82	5	2.23	.924	--	--	--	--	--	--	--
2013-14	New Hampshire	HE	37	20	16	0	2148	86	3	2.40	.920	--	--	--	--	--	--	--
2015-16	Wheeling	ECHL	13	5	2	0	611	26	0	2.55	.915	--	--	--	--	--	--	--
	Wilkes-Barre	AHL	6	2	2	0	309	10	0	1.94	.925	9	5-4	541	22	1	2.44	.919
2016-17	Wilkes-Barre	AHL	29	21	5	3	1731	58	1	2.01	.926	5	2-3	303	14	0	2.78	.916
2017-18	<b>PITTSBURGH</b>	<b>NHL</b>	<b>14</b>	<b>6</b>	<b>4</b>	<b>1</b>	<b>700</b>	<b>28</b>	<b>1</b>	<b>2.40</b>	<b>.921</b>	--	--	--	--	--	--	--
	Wilkes-Barre	AHL	27	16	8	3	1562	71	2	2.73	.910	--	--	--	--	--	--	--
2018-19	<b>PITTSBURGH</b>	<b>NHL</b>	<b>36</b>	<b>15</b>	<b>11</b>	<b>5</b>	<b>1944</b>	<b>89</b>	<b>3</b>	<b>2.75</b>	<b>.916</b>	--	--	--	--	--	--	--
2019-20	Wilkes-Barre	AHL	41	18	18	2	2360	115	3	2.92	.905	--	--	--	--	--	--	--
2020-21	<b>PITTSBURGH</b>	<b>NHL</b>	<b>20</b>	<b>11</b>	<b>7</b>	<b>0</b>	<b>1133</b>	<b>48</b>	<b>2</b>	<b>2.54</b>	<b>.912</b>	--	--	--	--	--	--	--
2021-22	<b>PITTSBURGH</b>	<b>NHL</b>	<b>26</b>	<b>11</b>	<b>6</b>	<b>5</b>	<b>1418</b>	<b>66</b>	<b>3</b>	<b>2.79</b>	<b>.914</b>	<b>1</b>	<b>0-0</b>	<b>89</b>	<b>3</b>	<b>0</b>	<b>2.02</b>	<b>.941</b>
<b>PIT/NHL TOTALS</b>			<b>96</b>	<b>43</b>	<b>28</b>	<b>11</b>	<b>5194</b>	<b>231</b>	<b>9</b>	<b>2.67</b>	<b>.915</b>	<b>1</b>	<b>0-0</b>	<b>89</b>	<b>3</b>	<b>0</b>	<b>2.02</b>	<b>.941</b>



8

## CAREER HIGHS

1

**GOALS IN A GAME**  
LAST: [18 times],  
01.21.22 vs. CBJ

2

**ASSISTS IN A GAME**  
LAST: [6 times],  
01.21.22 vs. CBJ

3

**POINTS IN A GAME**  
LAST: [1 time],  
01.21.22 vs. CBJ [1G-2A]

5

**SHOTS ON GOAL**  
LAST: [3 times],  
02.16.19 vs. CGY

4

**PENALTY MINUTES**  
LAST: [5 times],  
4.23.22 at DET

0

**GOAL STREAK**  
LAST: N/A

3

**ASSIST STREAK**  
LAST:  
12.01.18-12.06.18 [3]

6

**POINT STREAK**  
LAST:  
04.03.21-04.15.21 [2G-4A]

0

**HAT TRICKS**  
LAST: N/A



## SOCIAL



| @Du24theboyz



| @du24theboyz

# BRIAN DUMOULIN

POS

D

HT

6-4

WT

207

SHOOTS

LEFT

SIGNED THROUGH

2022.23

PRONOUNCED | DOO-moh-lihn, BRIGH-uhn

DOB | 9/6/91

BIRTHPLACE | Biddeford, ME



ACQUIRED | From Carolina with Brandon Sutter and a 2012 1st-round draft pick for Jordan Staal on June 22, 2012.



## CAREER HIGHS SET

2018.19 SEASON

ASSISTS

20

POINTS

23

PLUS/MINUS

+31

## NHL +/- LEADERS

2018-22

Patrice Bergeron BOS +99

Elias Lindholm CGY +93

Charlie McAvoy NYI +91

Brian Dumoulin PIT +90

Devon Toews BOS +89

Jacob Slavin CAR +87

Artemi Panarin CBJ/NYR+85

## 2021.22 HIGHLIGHTS

- Completed his seventh full season in the NHL.
- Accumulated 18 points (3G-5A) in 76 games.
- Had a career-high 139 blocked shots which led the team and ranked 23rd in the NHL.
- Led the team in plus/minus [+24]. Since 2018-19, Dumoulin's plus-90 leads all Penguins and ranks fourth in the NHL.
- Recorded his first career three-point game (1G-2A) on Jan. 21 at Columbus.
- Played in his 400th career NHL game on Nov. 20 at Toronto.
- Suited up in one postseason game with Pittsburgh.

## PROFESSIONAL CAREER

- Two-time Stanley Cup Champion with the Penguins in 2016 and '17.
- Played seven-plus seasons in the NHL, all with Pittsburgh.
- Set career highs in assists [20], points [23] and plus-minus [+31] in 2018-19. His plus-31 ranked fifth in the NHL.
- Has the sixth-most points [25] all-time among defensemen in Penguins playoff history.
- Led the club in average time on ice [21:29] and average shorthanded time [2:32] during the 2017 championship run with Kris Letang out of the lineup.
- Has appeared in the third-most playoff games among team defensemen in franchise history (80).
- Posted a career-best six points (1G-5A) and plus-7 during the six-game First Round series against the Philadelphia Flyers in the 2018 Stanley Cup Playoffs, including a three-game scoring streak for five points (1G-4A). Teamed with Evgeni Malkin to score the two fastest playoff goals in team history (five seconds) in Game 3. Scored his goal off a center ice faceoff rush play that followed Malkin's tally.

- Scored his first career postseason goal in Game 5 against Tampa Bay in the 2016 Eastern Conference Final.
- Scored the Pens' first goal in their decisive Stanley-Cup winning Game 6 in San Jose. Pittsburgh would go on to win 3-1 for its fourth Cup in team history.
- Was a part of three 40-win seasons with the WBS Penguins from 2012-15 to start his professional career.
- Drafted by former Penguins general manager Jim Rutherford and the Carolina Hurricanes in the second round (51st overall) of the 2009 NHL Draft.

## AMATEUR CAREER

- Played three seasons with Boston College.
- Won two National Championships with Boston College in 2010, '12. Selected to the All-Tournament Team in both years.
- Was a Hobey Baker Finalist as the nation's top college hockey player in 2011-12.
- Two-time winner of Hockey East's Defensive Defenseman Award and Bob Monahan Award as the best New England defenseman in 2011, '12.

## INTERNATIONAL

- Won a bronze medal with Team USA at the 2011 World Junior Championship.

## PERSONAL


- The Biddeford, Maine native became the first player from the state of Maine to win the Stanley Cup.
- Grew up playing youth hockey with fellow New England native Casey DeSmith on the Seacoast Spartans, an organization based in Exeter, New Hampshire.
- Avid cook and wine connoisseur who idolized Anthony Bourdain.
- Married, Kayla, with one son, Brayden. The couple welcomed Brayden on Nov. 3, 2019.
- Is the Team DJ in the locker room.

7+

NHL SEASONS

## CAREER STATISTICS

YEAR	TEAM	LEAGUE	REGULAR SEASON										PLAYOFFS				
			GP	G	A	PTS	PIM	+/-	PP	SH	GW	S	GP	G	A	PTS	PIM
2009-10	Boston College	HE	42	1	21	22	16	4	0	0	0	--	--	--	--	--	
2010-11	Boston College	HE	37	3	30	33	6	23	2	0	1	--	--	--	--	--	
	United States	WJC	6	0	2	2	2	4	0	0	0	--	--	--	--	--	
2011-12	Boston College	HE	44	7	21	28	26	27	2	0	2	--	--	--	--	--	
2012-13	Wilkes-Barre	AHL	73	6	18	24	18	-11	4	0	2	93	15	2	6	8	6
2013-14	<b>PITTSBURGH</b>	<b>NHL</b>	<b>6</b>	<b>0</b>	<b>1</b>	<b>1</b>	<b>4</b>	<b>1</b>	<b>0</b>	<b>0</b>	<b>0</b>	<b>3</b>	--	--	--	--	--
2014-15	Wilkes-Barre	AHL	53	5	16	21	21	2	3	0	0	78	17	3	9	12	22
	<b>PITTSBURGH</b>	<b>NHL</b>	<b>8</b>	<b>1</b>	<b>0</b>	<b>1</b>	<b>2</b>	<b>0</b>	<b>0</b>	<b>0</b>	<b>0</b>	<b>4</b>	<b>5</b>	<b>0</b>	<b>0</b>	<b>0</b>	<b>0</b>
2015-16	Wilkes-Barre	AHL	62	4	29	33	18	25	1	0	0	94	6	0	3	3	0
2015-16	<b>PITTSBURGH</b>	<b>NHL</b>	<b>79</b>	<b>0</b>	<b>16</b>	<b>16</b>	<b>14</b>	<b>11</b>	<b>0</b>	<b>0</b>	<b>0</b>	<b>101</b>	<b>24</b>	<b>2</b>	<b>6</b>	<b>8</b>	<b>2</b>
2016-17	<b>PITTSBURGH</b>	<b>NHL</b>	<b>70</b>	<b>1</b>	<b>14</b>	<b>15</b>	<b>14</b>	<b>0</b>	<b>0</b>	<b>0</b>	<b>0</b>	<b>78</b>	<b>25</b>	<b>1</b>	<b>5</b>	<b>6</b>	<b>6</b>
2017-18	<b>PITTSBURGH</b>	<b>NHL</b>	<b>80</b>	<b>5</b>	<b>13</b>	<b>18</b>	<b>30</b>	<b>-5</b>	<b>0</b>	<b>0</b>	<b>1</b>	<b>102</b>	<b>12</b>	<b>1</b>	<b>6</b>	<b>7</b>	<b>2</b>
2018-19	<b>PITTSBURGH</b>	<b>NHL</b>	<b>76</b>	<b>3</b>	<b>20</b>	<b>23</b>	<b>20</b>	<b>31</b>	<b>0</b>	<b>0</b>	<b>0</b>	<b>99</b>	<b>4</b>	<b>0</b>	<b>1</b>	<b>1</b>	<b>0</b>
2019-20	<b>PITTSBURGH</b>	<b>NHL</b>	<b>28</b>	<b>1</b>	<b>7</b>	<b>8</b>	<b>10</b>	<b>17</b>	<b>0</b>	<b>1</b>	<b>0</b>	<b>35</b>	<b>4</b>	<b>0</b>	<b>1</b>	<b>1</b>	<b>4</b>
2020-21	<b>PITTSBURGH</b>	<b>NHL</b>	<b>41</b>	<b>4</b>	<b>10</b>	<b>14</b>	<b>12</b>	<b>18</b>	<b>0</b>	<b>0</b>	<b>0</b>	<b>50</b>	<b>6</b>	<b>0</b>	<b>2</b>	<b>2</b>	<b>2</b>
2021-22	<b>PITTSBURGH</b>	<b>NHL</b>	<b>76</b>	<b>3</b>	<b>15</b>	<b>18</b>	<b>24</b>	<b>24</b>	<b>0</b>	<b>0</b>	<b>0</b>	<b>91</b>	<b>1</b>	<b>0</b>	<b>0</b>	<b>0</b>	<b>0</b>
<b>PIT/NHL TOTALS</b>			<b>464</b>	<b>18</b>	<b>96</b>	<b>114</b>	<b>130</b>	<b>97</b>	<b>0</b>	<b>1</b>	<b>1</b>	<b>563</b>	<b>81</b>	<b>4</b>	<b>21</b>	<b>25</b>	<b>16</b>



52

## CAREER HIGHS

1

**GOALS IN A GAME**  
**LAST:** (3 times),  
 03.11.22 vs. VGK

1

**ASSISTS IN A GAME**  
**LAST:** (6 times),  
 11.13.21 vs. OTT

1

**POINTS IN A GAME**  
**LAST:** (9 times),  
 03.11.22 vs. VGK (1G)

5

**SHOTS ON GOAL**  
**LAST:** (1 time),  
 10.18.21 vs. CGY

5

**PENALTY MINUTES**  
**LAST:** (2 times),  
 03.04.22 vs. CAR

0

**GOAL STREAK**  
**LAST:**  
 N/A

0

**ASSIST STREAK**  
**LAST:**  
 N/A

0

**POINT STREAK**  
**LAST:**  
 N/A

0

**HAT TRICKS**  
**LAST:** N/A



## SOCIAL

| @Friedsyy

| N/A

# MARK FRIEDMAN

POS

D

HT

5-11

WT

185

SHOOTS

RIGHT

SIGNED THROUGH

2023.24

PRONOUNCED | FREED-muhn, MAHRK

DOB | 12/25/95

BIRTHPLACE | Toronto, ON, CAN



ACQUIRED | Claimed off of waivers from Philadelphia on Feb. 24, 2021.

## FIRST CAREER GOAL AGAINST TEAM DRAFTED BY SINCE 2009-10

Mark Friedman March 4, 2021 vs. PHI

Joe Morrow Nov. 24, 2014 vs. PIT

Jani Hakanpaa March 11, 2020 vs. STL

Brian Strait May 7, 2013 vs. PIT

Ryan Graves Jan. 4, 2019 vs. NYR

JT Wyman Dec. 29, 2011 vs. MTL

Kasperii Kapanen April 8, 2017 vs. PIT

Greg Mauldin Nov. 12, 2010 vs. CBJ

Greg McKeeg March 29, 2016 vs. TOR

Mike Blunden March 25, 2010 vs. CHI

## 2021.22 HIGHLIGHTS

- Completed his first full season in the Penguins organization.
- Signed a two-year contract extension on Mar. 20.
- Set new career highs in games played (26), assists (4), points (5) and game-winning goals (1).
- Recorded his first-career game-winning goal on Mar. 11 vs. Vegas.
- Posted a career-high plus-5 on Oct. 23 vs. Toronto.
- Tallied one goal and a plus-3 in six postseason games with Pittsburgh.

- Played two seasons for the Waterloo Black Hawks of the USHL. In 2014, was named to the USHL Second All-Star Team.

## PERSONAL

- Born and raised in Toronto, Ontario.
- Grandfather played golf for University of Miami.

## PROFESSIONAL CAREER

- Played in five games for the Penguins in 2020-21 after being claimed off of waivers by Pittsburgh on Feb. 24, 2021 notching two goals, one assist and three points. Was also a plus-3.
- Scored his first career goal against Philadelphia on March 4, becoming the 10th player since 2009-10 to score his first career goal against the team that drafted him.
- Made his NHL debut on Apr. 6, 2019 and played in 11 games with the Flyers, recording one assist.
- Spent majority of time in Philadelphia organization with their AHL affiliate, Lehigh Valley. Recorded 61 points (10G-51A) in 186 games with the Phantoms.
- Was drafted by Philadelphia in the third round (86th overall) of 2014 NHL Draft.

## AMATEUR CAREER

- Skated for Bowling Green State University from 2014-17, where he tallied 16 goals, 52 assists and 68 points.
- At BGSU, named to WCHA All-Rookie Team in 2015, WCHA First All-Star Team in 2016 and WCHA Third All-Star Team in 2017.

2+

NHL SEASONS

## CAREER STATISTICS

YEAR	TEAM	LEAGUE	REGULAR SEASON										PLAYOFFS				
			GP	G	A	PTS	PIM	+/-	PP	SH	GW	S	GP	G	A	PTS	PIM
2012-13	Waterloo	USHL	64	8	27	35	44	22	1	0	1	101	5	2	3	5	2
2013-14	Waterloo	USHL	51	10	30	40	30	22	6	0	2	142	12	0	7	7	4
2014-15	Bowling Green	NCAA	39	2	17	19	75	--	0	0	--	--	--	--	--	--	
2015-16	Bowling Green	NCAA	42	6	17	23	40	8	2	1	0	97	--	--	--	--	--
2016-17	Bowling Green	NCAA	40	8	18	26	28	6	--	--	--	--	--	--	--	--	--
	Lehigh Valley	AHL	1	0	1	1	0	3	--	--	--	--	--	--	--	--	--
2017-18	Lehigh Valley	AHL	65	2	14	16	18	-5	--	--	--	--	13	2	0	2	8
2018-19	PHILADELPHIA	NHL	1	0	0	0	0	-1	0	0	0	1	--	--	--	--	--
	Lehigh Valley	AHL	75	5	21	26	68	-3	--	--	--	--	--	--	--	--	--
2019-20	PHILADELPHIA	NHL	6	0	1	1	2	0	0	0	0	2	--	--	--	--	--
	Lehigh Valley	AHL	45	3	15	18	30	2	--	--	--	--	--	--	--	--	--
2020-21	PHILADELPHIA	NHL	4	0	0	0	4	-2	0	0	0	3	--	--	--	--	--
	PITTSBURGH	NHL	5	2	1	3	5	3	0	0	0	6	--	--	--	--	--
2021-22	PITTSBURGH	NHL	26	1	4	5	23	1	0	0	1	27	6	1	0	1	0
NHL TOTALS			42	3	6	9	34	1	0	0	1	39	6	1	0	1	0
PITTSBURGH TOTALS			31	3	5	8	28	4	0	0	1	33	6	1	0	1	0



59

## CAREER HIGHS

3

**GOALS IN A GAME**  
LAST: [5 times],  
04.22.22 vs. BOS

3

**ASSISTS IN A GAME**  
LAST: [4 times],  
12.04.22 vs. WSH

4

**POINTS IN A GAME**  
LAST: [4 times],  
04.14.22 at NYI [2G-2A]

9

**SHOTS ON GOAL**  
LAST: [2 times],  
11.27.21 vs. MTL

6

**PENALTY MINUTES**  
LAST: [1 time],  
11.01.17 at EDM

5

**GOAL STREAK**  
LAST:  
11.29.21-01.02.22 (8)

4

**ASSIST STREAK**  
LAST:  
01.20.22-02.10.22 (7)

13

**POINT STREAK**  
LAST:  
11.04.21-12.06.21 [12G-7A]

5

**HAT TRICKS**  
LAST: 04.22.22  
vs. BOS (3G)



## SOCIAL



| @jakeguentz



| @jakenbake20

# JAKE GUENTZEL

POS

F

HT

5-11

WT

180

SHOOTS

LEFT

SIGNED THROUGH

2023.24

PRONOUNCED | GEHNT-zuhl, JAYK

DOB | 10/6/94

BIRTHPLACE | Omaha, NE



ACQUIRED | Drafted by Penguins in the 3rd round (77th overall) of the 2013 NHL Draft.



## NHL PLAYOFF GOALS

SINCE 2017

COL Nathan MacKinnon 39

TBL Brayden Point 38

PIT Jake Guentzel 34

TBL Ondrej Palat 34

BOS Brad Marchand 33

WSH Alex Ovechkin 31

## NHL ALL-TIME ROOKIE PLAYOFF POINTS LEADERS

SINGLE PLAYOFF SEASON

PIT Jake Guentzel 21 [2017]

MIN Dino Ciccarelli 21 [1981]

PHI Ville Leino 21 [2010]

NYR Don Maloney 20 [1979]

BOS Brad Marchand 19 [2011]

## 2021.22 HIGHLIGHTS

- Finished first on Pittsburgh in goals (40) and points (T-84) and third in assists (44) in 76 games.
- Became first Penguin other than Sidney Crosby and Evgeni Makin to lead or share the team lead in points since 2003-04.
- Became only Penguin other than Crosby or Malkin to lead the team in goals in multiple seasons since 2005-06.
- Was one of Pittsburgh's two representatives along with Tristan Jarry at the NHL All-Star Game, helping the Metropolitan Division win the \$1,000,000 prize pool.
- He recorded his fifth career hat trick on Apr. 22 vs. Boston and hit the 40-goal plateau for the second time in his career (40G in 2018-19). He became the eighth player in Penguins history to have multiple 40+ goal seasons with the team.
- He also hit the 80-point plateau for the first time in his career joining Sidney Crosby, Evgeni Malkin, Phil Kessel and James Neal as only Penguins since 2005-06 to accomplish this feat.
- Surpassed Joe Mullen for second-most goals among U.S.-born players in Penguins history with 154th goal on Apr. 5 vs. Colorado.
- He was only held pointless in six of 38 road games this year. He registered a point in his first 15-straight road games of the season - only four players in NHL history have gone more consecutive road games with a point, from the start of a season.
- Registered 300th career point (1A) in Jan. 30 vs. Los Angeles becoming the fastest player from the 2013 draft class to reach 300 points (338 games).
- Named NHL's Third Star of the Week ending Dec. 5.
- Recorded a career-best 13 game point streak (12G-7A) from Nov. 4 to Dec. 6. His previous longest point streak was seven games set twice.

- Recorded points in 18-consecutive games from Nov. 4-Jan. 11 (15G-12A-27PTS). Only Mario Lemieux (3x) and Crosby (2x) have had longer stretches of consecutive games played with a point in franchise history.
- Led the team (tied) with 10 points (8G-2A) in seven postseason games.

## PROFESSIONAL CAREER

- Has been one of the Penguins' top offensive performers since joining the club on a full-time basis midway through the 2016-17 season.
- Played six NHL seasons with Pittsburgh.
- Became 10th-fastest Penguin (149 GP) to score 100 career goals on Jan. 24, 2021 at New York Rangers.
- Named to first career All-Star Game after posting 20 goals and 43 points in 39 games in 2019-20. Was named to his second All-Star Game in 2022.
- Recorded his 200th career NHL point on Dec. 30, 2019 vs. Ottawa. Scored a goal at the side of the net (his third point of the game) before crashing into the boards and suffering a season-ending shoulder injury.
- Scored 40 goals for the first time in 82 games in 2018-19. Was one of just 13 players in the league to reach the 40-goal mark that season.
- His 40 goals led the entire team in 2018-19. Joined Chris Kunitz (22 goals in 2012-13) as the only players not named Sidney Crosby or Evgeni Malkin to lead the team in goals dating back to 2005-06.
- Has done some of his best work during the postseason, including his starring role in Pittsburgh's 2017 Stanley Cup championship run.
- Led the NHL in goals (13) and game-winning goals (5) in the 2017 postseason. His 13 goals are the second-most ever by a rookie in league history while his five game-winners are an NHL rookie mark. His 21 points tied the NHL rookie record (Dino Ciccarelli, Minnesota, 1981).
- Posted his first-career playoff hat trick in Game 3 of the 2017 First Round vs. Columbus, with his third goal



6

NHL SEASONS



## CAREER STATISTICS

YEAR	TEAM	LEAGUE	REGULAR SEASON										PLAYOFFS				
			GP	G	A	PTS	PIM	+/-	PP	SH	GW	S	GP	G	A	PTS	PIM
2010-11	Hill-Murray	USHS	28	19	30	49	10	29	--	--	--	--	3	4	2	6	4
	Team Northwest	UMHSEHL	15	6	5	11	4	--	--	1	0	--	3	0	0	0	0
2011-12	Hill-Murray	USHS	31	23	52	75	16	--	--	--	--	6	2	6	8	0	
	Team Southeast	UMHSEHL	21	14	27	41	8	--	--	2	1	--	3	0	3	3	0
2012-13	Sioux City	USHL	60	29	44	73	24	13	11	0	3	154	--	--	--	--	--
2013-14	Nebraska-Omaha	NCHC	37	7	27	34	16	-2	2	0	1	84	--	--	--	--	--
2014-15	Nebraska-Omaha	NCHC	36	14	25	39	34	10	3	0	1	108	--	--	--	--	--
2015-16	Nebraska-Omaha	NCHC	35	19	27	46	20	6	5	3	0	110	--	--	--	--	--
	Wilkes-Barre	AHL	11	2	4	6	0	-1	0	0	1	29	10	5	9	14	0
2016-17	<b>PITTSBURGH</b>	<b>NHL</b>	<b>40</b>	<b>16</b>	<b>17</b>	<b>33</b>	<b>10</b>	<b>7</b>	<b>1</b>	<b>0</b>	<b>0</b>	<b>81</b>	<b>25</b>	<b>13*</b>	<b>8</b>	<b>21</b>	<b>10</b>
	Wilkes-Barre	AHL	33	21	21	42	12	21	5	0	2	98	--	--	--	--	--
2017-18	<b>PITTSBURGH</b>	<b>NHL</b>	<b>82</b>	<b>22</b>	<b>26</b>	<b>48</b>	<b>42</b>	<b>-9</b>	<b>7</b>	<b>0</b>	<b>1</b>	<b>171</b>	<b>12</b>	<b>10</b>	<b>11</b>	<b>21</b>	<b>8</b>
2018-19	<b>PITTSBURGH</b>	<b>NHL</b>	<b>82</b>	<b>40</b>	<b>36</b>	<b>76</b>	<b>26</b>	<b>13</b>	<b>6</b>	<b>1</b>	<b>4</b>	<b>227</b>	<b>4</b>	<b>1</b>	<b>0</b>	<b>1</b>	<b>0</b>
2019-20	<b>PITTSBURGH</b>	<b>NHL</b>	<b>39</b>	<b>20</b>	<b>23</b>	<b>43</b>	<b>14</b>	<b>11</b>	<b>6</b>	<b>0</b>	<b>4</b>	<b>127</b>	<b>4</b>	<b>1</b>	<b>2</b>	<b>3</b>	<b>0</b>
2020-21	<b>PITTSBURGH</b>	<b>NHL</b>	<b>56</b>	<b>23</b>	<b>34</b>	<b>57</b>	<b>28</b>	<b>7</b>	<b>6</b>	<b>0</b>	<b>7</b>	<b>141</b>	<b>6</b>	<b>1</b>	<b>1</b>	<b>2</b>	<b>6</b>
2021-22	<b>PITTSBURGH</b>	<b>NHL</b>	<b>76</b>	<b>40</b>	<b>44</b>	<b>84</b>	<b>44</b>	<b>13</b>	<b>7</b>	<b>0</b>	<b>7</b>	<b>264</b>	<b>7</b>	<b>8</b>	<b>2</b>	<b>10</b>	<b>2</b>
<b>PIT/NHL TOTALS</b>			<b>375</b>	<b>161</b>	<b>180</b>	<b>341</b>	<b>164</b>	<b>42</b>	<b>33</b>	<b>1</b>	<b>23</b>	<b>1011</b>	<b>58</b>	<b>34</b>	<b>24</b>	<b>58</b>	<b>26</b>


\*NHL LEADER



**2016** | Guentzel poses with the puck from his first-career NHL goal, scored on the first shot of his first shift in his NHL debut against the NY Rangers.



**2017** | Guentzel celebrated with his linemate Sidney Crosby after completing his first-career playoff hat trick in Game 3 against Columbus in the 2017 First Round.



**2017** | Guentzel's incredible rookie season concluded with him playing a starring role en route to helping the Penguins win their second straight Stanley Cup.

standing as the OT game-winner. Became the second rookie in NHL history to record a hat trick with an OT goal in the playoffs (Gerry Plamondon, Montreal, Game 2, 1949 semifinals at Detroit).

- Was even more prolific in the 2018 playoffs, scoring 10 goals and totaling 21 points in just 12 games. Despite playing just two rounds, he ended up fourth among all NHL skaters in goals and tied for fifth in points.
- Joined Mario Lemieux as the only players in NHL history to reach double digits in goals in each of their first two playoff runs.
- Recorded 19 points (8G-11A) in his first nine playoff games in 2018, with only Wayne Gretzky (21) and Mark Messier (20) recording more points in their opening nine postseason contests in the last 30 years.
- Scored four goals in Round One series-clinching Game 6 at Philadelphia in 2018. Only Mario Lemieux (5) and Kevin Stevens have scored four goals in a single playoff game in Pens postseason history.
- His 0.94 points-per-game average in the playoffs is tied for 14th-best among all active NHL players (min. 20 playoff games).
- Made his NHL debut on Nov. 21, 2016 against the NY Rangers with his parents, Mike and Sally, and older brother, Ryan, in attendance. Scored two goals in the contest, including a tally on the first shot of his first shift. That goal came at the 1:02 mark, the fastest goal by a Penguin in an NHL debut.
- Led the American Hockey League with 21 goals while his 42 points and plus-21 with Wilkes-Barre/Scranton ranked second in the league at the time of his recall to Pittsburgh in 2016-17.
- Had an incredible run of success during his short tenure with WBS. Joined the team following the conclusion of his junior year at Nebraska-Omaha and went on to post 14 points (5G-9A) in 10 postseason games in 2016.

## AMATEUR CAREER

- Piled up 119 points (40G-79A) in 108 NCAA contests with the University of Nebraska-Omaha,

leading the team in scoring in back-to-back seasons in 2014-15 and '15-16.

- Was team captain at UNO during his junior season in '15-16.
- Named to the NCHC All-Rookie Team in 2013-14.
- Recorded 73 points with Sioux City to rank sixth overall in the USHL in 2012-13, his lone season in the league. Was named to the USHL All-Rookie Team, Rookie of the Year and a Second Team All-Star.
- Tied a Tier-1 USHL record with a 21-game scoring streak (16G-27A-43PTS) – the streak has since been surpassed.

## PERSONAL

- Comes from a hockey family. His father, Mike, played and coached for the University of Minnesota men's hockey team for 25 years and is now an NHL scout with Arizona. Both of his older brothers played collegiately, Ryan at Notre Dame and Gabe at Colorado College.
- Was born in Omaha, Nebraska while Mike was head coach and general manager of Omaha Lancers of the USHL, but grew up in Minnesota.
- Earned his degree in multidisciplinary studies from Nebraska-Omaha.
- Plays in Da Beauty League, a summer hockey league based out of Minnesota for current NHL, AHL and D1 collegiate players with ties to the state.
- As a grade schooler, he wrote a book report about his favorite player growing up, Sidney Crosby.
- Teamed up with Bryan Rust in 2019 to buy four season tickets to benefit children and families through the Allegheny Family Network. The duo met with the families following every single home game. The "Seats for Strength" program was created in conjunction with AFN, whose mission is to "support and partner with families rearing children who have emotional and mental health needs in order to improve their quality of life." Rust and former Penguin Riley Sheahan started the initiative, but after Sheahan was traded in February 2019, Guentzel stepped up to fill his spot.

- His 'Hearts of Gold' program invites children with congenital heart defects and other heart conditions in the Pittsburgh community to PPG Paints Arena to watch a Penguins' home game, followed by a post-game meet and greet with Guentzel.
- Made a charitable contribution of \$5,000 to UPMC Children's Hospital, as well as purchased the first 100 Penguins WubbaNubs (baby pacifier-and-plush combination), as a gift to the hospital as an extension of his Hearts of Gold program that was postponed due to COVID-19.
- Is afraid of snakes.
- Married wife Natalie in the summer of 2021. Couple had their first child, Charlie, in August 2022.

1

2017



STANLEY CUP

1:02

SCORED FASTEST GOAL BY PENGUIN IN DEBUT

11.21.2016 VS NEW YORK RANGERS

341

POINTS

161

GOALS

180

ASSISTS

CAREER REGULAR-SEASON STATISTICS

4

GOAL PLAYOFF GAME

IN 2018 VS PHILADELPHIA FLYERS

21

PLAYOFF POINTS

IN 2017

TIED NHL ROOKIE RECORD



NHL ALL-STAR GAME SELECTION

40

GOAL SEASON

2018.19 | 2021.22

JAKE GUENTZEL





43

## CAREER HIGHS

2

**GOALS IN A GAME**  
**LAST:** [2 times],  
 02.08.22 at BOS

2

**ASSISTS IN A GAME**  
**LAST:** [16 times],  
 01.02.22 vs. SJS

3

**POINTS IN A GAME**  
**LAST:** [4 time],  
 12.06.21 at SEA (1G-2A)

6

**SHOTS ON GOAL**  
**LAST:** [2 times],  
 12.05.19 vs. CHI

2

**PENALTY MINUTES**  
**LAST:** [29 times],  
 04.14.22 at NYI

3

**GOAL STREAK**  
**LAST:**  
 10.12.21-10.16.21 [3]

4

**ASSIST STREAK**  
**LAST:**  
 03.07.19-03.12.19 [5]

4

**POINT STREAK**  
**LAST:**  
 03.07.19-03.12.19 [5A]

0

**HAT TRICKS**  
**LAST:** N/A



## SOCIAL



| @DHeinz43



| @dantonheinen

# DANTON HEINEN

POS

F

HT

6-1

WT

188

SHOOTS

LEFT

SIGNED THROUGH

2022.23

PRONOUNCED | HIGH-nehn, DAN-tuhn

DOB | 7/5/1995

BIRTHPLACE | Langley, BC



ACQUIRED | Signed as an unrestricted free agent on July 29, 2021.

NATIONAL COLLEGIATE HOCKEY CONFERENCE

## ROOKIE OF THE YEAR

2014-15

## FORWARD OF THE YEAR

2015-16



## CAREER HIGHS SET

2017.18 SEASON

GAMES

77

ASSISTS

31

POINTS

47

## 2021.22 HIGHLIGHTS

- Played in his fifth full season in the NHL.
- Suited up for 76 games with Pittsburgh, registering 33 points (18G-15A).
- His 18 goals were a career high, surpassing his previous best with Boston in the 2017-18 season.
- Thirteen of his 18 goals came on the road last season.
- Played in his 300th career NHL game on Dec. 14 vs Montreal.
- Scored in his first three games as a Penguin, the second-longest run in franchise history to start a season behind Evgeni Malkin (6GP).
- Secured three goals in seven postseason games with the Penguins.

## PROFESSIONAL CAREER

- Has played in five-plus seasons in the NHL with Pittsburgh, Anaheim and Boston.
- His best NHL season came in 2017-18 when he finished fifth on Boston with a career-high 47 points (16G-31A) in 77 games.
- Has 40 games of Stanley Cup Playoff experience with Pittsburgh and the Bruins. Dressed for all seven of Boston's Stanley Cup Final games in 2019.
- Played one full season, and parts of two others, in the American Hockey League with the Providence Bruins from 2016-18.
- Named an AHL All-Star in 2016-17 after accumulating 44 points (14G-30A) in 49 games.
- Scored the most goals (9), assists (9) and points (18) by a rookie in the 2016-17 AHL playoffs.
- Drafted by Boston in the fourth round (116th overall) of the 2014 NHL Draft.

## AMATEUR CAREER

- Played two seasons of collegiate hockey at the University of Denver from 2014-16.
- In 81 career games, he scored 36 goals, 57 assists and 93 points.
- Named the NCHC Rookie of the Year in 2014-15 and Forward of the Year in 2015-16.

## PERSONAL

- Listed Sidney Crosby as his favorite NHL player while in college.
- Has a family business called BC Greenhouse Builders.
- Married his wife, Julie, in the summer of 2022.




5+

NHL SEASONS

## CAREER STATISTICS

YEAR	TEAM	LEAGUE	REGULAR SEASON										PLAYOFFS				
			GP	G	A	PTS	PIM	+/-	PP	SH	GW	S	GP	G	A	PTS	PIM
2014-15	U. of Denver	NCAA	40	16	29	45	10	19	5	0	4	85	--	--	--	--	--
2015-16	U. of Denver	NCAA	41	20	28	48	10	19	4	1	1	115	--	--	--	--	--
	Providence	AHL	2	0	2	2	2	1	0	0	0	1	2	0	0	0	0
2016-17	<b>BOSTON</b>	<b>NHL</b>	8	0	0	0	2	-3	0	0	0	7	--	--	--	--	--
	Providence	AHL	64	14	30	44	14	1	5	2	3	145	17	9	9	18	0
2017-18	<b>BOSTON</b>	<b>NHL</b>	77	16	31	47	16	10	2	1	4	135	9	1	0	1	2
	Providence	AHL	4	1	7	8	2	5	0	1	0	8	--	--	--	--	--
2018-19	<b>BOSTON</b>	<b>NHL</b>	77	11	23	34	16	13	1	0	2	114	24	2	6	8	2
2019-20	<b>BOSTON</b>	<b>NHL</b>	58	7	15	22	8	3	3	0	2	90	--	--	--	--	--
	ANAHEIM	<b>NHL</b>	9	3	1	4	2	-5	0	0	0	19	--	--	--	--	--
2020-21	ANAHEIM	<b>NHL</b>	43	7	7	14	0	-9	1	0	1	76	--	--	--	--	--
2021-22	<b>PITTSBURGH</b>	<b>NHL</b>	76	18	15	33	16	6	3	0	1	138	7	3	0	3	4
<b>NHL TOTALS</b>			348	62	92	154	60	15	10	1	10	579	40	6	6	12	8
<b>PIT/NHL TOTALS</b>			76	18	15	33	16	6	3	0	1	138	7	3	0	3	4



35

## CAREER HIGHS

**48** SHOTS FACED  
LAST: [1 time],  
10.23.19 at TBL

**45** SAVES  
LAST: [1 time],  
10.23.19 at TBL

**11** SHUTOUTS  
LAST:  
02.26.22 vs. NYR

**7** WIN STREAK  
LAST:  
12.04.21-01.06.22

**177:15\***

SHUTOUT STREAK  
LAST:  
11.29.19-12.10.19

\* FRANCHISE RECORD

## SOCIAL

| @tjarry35

| @tjarry35

## TRISTAN JARRY

POS	HT	WT	CATCHES	SIGNED THROUGH
<b>G</b>	<b>6-2</b>	<b>194</b>	<b>LEFT</b>	<b>2022.23</b>

PRONOUNCED | JAR-ee, TRIH-stan

DOB | 4/29/95 BIRTHPLACE | Surrey, BC

ACQUIRED | Drafted by Penguins in the 2nd round (44th overall) of the 2013 NHL Draft.

MOST WINS THROUGH  
FIRST 100 GAMES

PENGUINS HISTORY

Matt Murray	<b>62</b>
Tristan Jarry	<b>59</b>
Ken Wregget	<b>56</b>
Jean-Sebastien Aubin	<b>46</b>
Johan Hedberg	<b>44</b>

LONGEST SHUTOUT  
STREAKS

PENGUINS HISTORY

2019	Tristan Jarry	<b>177:15</b>
2013	Tomas Vokoun	<b>173:06</b>
2015	Marc-Andre Fleury	<b>165:06</b>

## 2021.22 HIGHLIGHTS

- Enjoyed his second season as a full-time starter in the NHL, finishing with 34-18-6 record, .919 save percentage and a career-best 2.42 goals against average.
- Was one of Pittsburgh's two representatives along with Jake Guentzel at the NHL All-Star Game, helping the Metropolitan Division win the \$1,000,000 prize pool.
- Eclipsed the 30-win plateau for the first time in his career, becoming the fourth goalie in Penguins history to have a 30+ win season.
- Won a career-high seven-consecutive games from Dec. 4-Jan. 6.
- Recorded fourth and final shutout of the season on Feb. 26 vs. the New York Rangers setting a new career high and tying him for third all-time on the team's shutout list (11).
- Named NHL's 'Second Star of the Week' ending Nov. 28 with three wins, one shutout and league-best .978 save percentage, 0.67 goals-against average and two goals against.

## PROFESSIONAL CAREER

- Has played four-plus seasons in the NHL with Pittsburgh.
- Set a franchise record with a shutout streak of 177:15 minutes (173:06, Tomas Vokoun, 2012-13) in 2019-20. During that span, he posted two shutouts and saved 82 consecutive shots.
- Has appeared in two NHL All-Star Games - St. Louis in 2019-20, and Vegas in 2021-22.
- Became the 16th goalie in franchise history to play 100 games with the team on May 4 at PHI. Only Matt Murray (62) had more wins through their first 100 games with Pittsburgh than Jarry (59).
- Recorded his first career win (Nov. 25, 2017 vs. Tampa Bay) and first career shutout (Dec. 1, 2017 at Buffalo).

- Recorded 14 NHL wins during the 2017-18 campaign - which led all rookie netminders in the league - while his two shutouts led the team.
- Became the first goalie in Wilkes-Barre/Scranton franchise history to score a goal when he shot the puck the length of the ice into the empty net on Nov. 14, 2019 at Springfield.
- Ranked in the top-6 in the American Hockey League in wins (28, 3rd), GAA (2.15, 4th-t) and save percentage (.925, 6th-t) in 2016-17 with WBS.
- Paired with Casey DeSmith to help WBS win the Harry "Hap" Holmes Award in 2016-17 for the American Hockey League team that surrenders the fewest goals on the year.
- Played in the 2017 American Hockey League All-Star Challenge.

## AMATEUR CAREER

- Led Edmonton of the Western Hockey League to a WHL championship and Memorial Cup title in 2014.
- Posted 44 wins during the 2013-14 regular season with the Oil Kings. That led the entire WHL and was five more than the next-closest goalie. Also set career highs in games played (63), minutes (3,703) and shutouts (8).
- Recorded 93 total wins over his four-year Western Hockey League career. Also posted 17 shutouts and a 2.37 goals-against average.

## INTERNATIONAL

- Played for Canada Pacific in the 2012 Under-17 World Hockey Challenge.

## PERSONAL

- Owns and runs a barley farm at his home in Alberta.
- Named WBS' 2018-19 AHL Man of the Year for his outstanding contributions to the Northeastern Pa. community. Provided tickets to Big Brothers Big Sisters of the Bridge and met them after every home game.


4+

NHL SEASONS



## CAREER STATISTICS

YEAR	TEAM	LEAGUE	REGULAR SEASON										PLAYOFFS					
			GP	W	L	OTL	MIN	GA	SO	GAA	SV%	GP	W-L	MIN	GA	SO	GAA	SV%
2011-12	Edmonton	WHL	14	8	2	1	718	35	0	2.93	.894	--	--	--	--	--	--	--
	British Columbia	CWG	2	--	--	--	--	--	--	4.32	--	--	--	--	--	--	--	--
	Canada Pacific	WHL-17	2	--	--	--	--	--	--	1.95	--	--	--	--	--	--	--	--
2012-13	Edmonton	WHL	27	18	7	0	1495	40	6	1.61	.936	1	0-0	27	0	0	0.00	1.00
2013-14	Edmonton	WHL	63	44	14	3	3703	138	8	2.24	.914	21	16-5	1261	46	3	2.19	.925
	Edmonton	M-Cup	5	3	2	--	364	17	0	2.80	--	--	--	--	--	--	--	--
2014-15	Edmonton	WHL	55	23	26	6	3216	147	3	2.74	.907	5	1-4	312	15	0	2.88	.896
2015-16	Wilkes-Barre	AHL	33	17	13	3	1943	87	5	2.69	.905	3	1-0	107	4	0	2.24	.902
2016-17	<b>PITTSBURGH</b>	<b>NHL</b>	<b>1</b>	<b>0</b>	<b>1</b>	<b>0</b>	<b>59</b>	<b>3</b>	<b>0</b>	<b>3.05</b>	<b>.880</b>	--	--	--	--	--	--	--
	Wilkes-Barre	AHL	45	28	15	2	2707	97	3	2.15	.925	--	--	--	--	--	--	--
2017-18	<b>PITTSBURGH</b>	<b>NHL</b>	<b>26</b>	<b>14</b>	<b>6</b>	<b>2</b>	<b>1364</b>	<b>63</b>	<b>2</b>	<b>2.77</b>	<b>.908</b>	--	--	--	--	--	--	--
	Wilkes-Barre	AHL	16	9	5	2	963	49	0	3.05	.901	3	0-3	181	10	0	3.31	.894
2018-19	<b>PITTSBURGH</b>	<b>NHL</b>	<b>2</b>	<b>0</b>	<b>1</b>	<b>1</b>	<b>120</b>	<b>7</b>	<b>0</b>	<b>3.50</b>	<b>.887</b>	--	--	--	--	--	--	--
	Wilkes-Barre	AHL	47	23	15	8	2792	124	1	2.66	.915	--	--	--	--	--	--	--
2019-20	<b>PITTSBURGH</b>	<b>NHL</b>	<b>33</b>	<b>20</b>	<b>12</b>	<b>1</b>	<b>1926</b>	<b>78</b>	<b>3</b>	<b>2.43</b>	<b>.921</b>	<b>1</b>	<b>0-1</b>	<b>59</b>	<b>1</b>	<b>0</b>	<b>1.02</b>	<b>.952</b>
2020-21	<b>PITTSBURGH</b>	<b>NHL</b>	<b>39</b>	<b>25</b>	<b>9</b>	<b>3</b>	<b>2186</b>	<b>100</b>	<b>2</b>	<b>2.75</b>	<b>.909</b>	<b>6</b>	<b>2-4</b>	<b>396</b>	<b>21</b>	<b>0</b>	<b>3.18</b>	<b>.888</b>
2021-22	<b>PITTSBURGH</b>	<b>NHL</b>	<b>58</b>	<b>34</b>	<b>18</b>	<b>6</b>	<b>3416</b>	<b>138</b>	<b>4</b>	<b>2.42</b>	<b>.919</b>	<b>1</b>	<b>0-1</b>	<b>64</b>	<b>4</b>	<b>0</b>	<b>3.71</b>	<b>.867</b>
<b>PIT/NHL TOTALS</b>			<b>159</b>	<b>93</b>	<b>47</b>	<b>13</b>	<b>9070</b>	<b>389</b>	<b>11</b>	<b>2.57</b>	<b>.915</b>	<b>8</b>	<b>2-6</b>	<b>519</b>	<b>26</b>	<b>0</b>	<b>3.00</b>	<b>.891</b>



42

## CAREER HIGHS

3

**GOALS IN A GAME**  
LAST: [1 time],  
11.06.21 vs. MIN

2

**ASSISTS IN A GAME**  
LAST: [12 times],  
01.17.22 at VGK

3

**POINTS IN A GAME**  
LAST: [3 times],  
11.06.21 vs. MIN (3G)

7

**SHOTS ON GOAL**  
LAST: [3 times],  
03.20.19 at BUF

5

**PENALTY MINUTES**  
LAST: [4 times],  
02.01.21 vs. NYR

2

**GOAL STREAK**  
LAST:  
03.07.21-03.09.21 (2G)

3

**ASSIST STREAK**  
LAST:  
05.03.21-05.06.21 (3A)

5

**POINT STREAK**  
LAST:  
01.02.20-01.12.20 (1G-6A)

1

**HAT TRICKS**  
LAST: 11.06.21  
vs. MIN



## SOCIAL



| @kasperikapanen1



| @kasperikapanen1

# KASPERI KAPANEN

POS

F

HT

6-1

WT

194

SHOOTS

RIGHT

SIGNED THROUGH

2023.24

PRONOUNCED | KA-puh-nihn, kas-PAIR-ee

DOB | 7/23/96

BIRTHPLACE | Kuopio, FIN



ACQUIRED | From Toronto with Pontus Aberg and Jesper Lindgren for Evan Rodrigues, Filip Hallander, David Warsofsky and the 2020 15th-overall pick on Aug. 25, 2020.



## MEDALIST



**2016**  
World Junior  
Championship



**2013** U18  
World Junior  
Championship

## FAMILY AFFAIR

KAPANEN PLAYED ALONGSIDE HIS FATHER, SAMI, ON KALPA FROM 2013-14. SAMI PLAYED 831 NHL GAMES WITH HARTFORD, CAROLINA, AND PHILADELPHIA.

### 2021.22 HIGHLIGHTS

- Completed his second season with Pittsburgh, picking up 32 points (11G-21A) in 79 games.
- Hit the 10-goal and 30-point mark for the fourth-straight season.
- Recorded his first career hat trick and seventh multi-point game (3G) on Nov. 6 vs. Minnesota.
- Skated in his 300th NHL game on Mar. 13 versus Carolina.
- Notched three assists in seven postseason games, while his plus-4 ranked first on the team.
- Signed two-year contract extension with the Penguins on Jul. 21, 2022.

### PROFESSIONAL CAREER

- Has played in parts of seven NHL seasons with Toronto and Pittsburgh from 2015-2021.
- Has skated in 321 games with the Penguins and Maple Leafs, recording 152 points (63G-89A).
- Tied for fifth on the Maple Leafs in points (44) and led the team in shorthanded goals (2) in 2018-19.
- Played two seasons with KalPa of Liiga, Finland's top professional league, before coming to America in 2014. In 101 career games with KalPa, he recorded 22 goals, 17 assists and 39 points.
- Originally drafted by the Penguins in the first round (22nd overall) of the 2014 NHL Draft. Was traded to Toronto by Pittsburgh in 2015 as part of the Phil Kessel trade.
- Scored his first NHL goal April 8, 2017 versus Pittsburgh - the team that drafted him.
- Began his North American professional career by splitting time between the AHL and NHL. In 119 career AHL games with the Toronto Marlies, he has recorded 94 points (40G-54A).

- Was selected for the 2017 and 2018 AHL All-Star Classics as a member of the Marlies, but did not attend due to an injury and NHL recall, respectively.
- Played four games for the Wilkes-Barre/Scranton Penguins of the AHL in 2014-15, recording two points (1G-1A). Also played in seven playoff games with WBS that season, ranking second on the team with three goals and third with five points.

### INTERNATIONAL CAREER

- Played at the 2018 World Championship, recording three goals in eight games.
- Won a gold medal with Finland at the 2016 World Junior Championship, scoring the overtime winner in the gold medal game. Also played in the 2015 WJC.
- Played for Finland in the World Under-18 Junior Championship in 2013 and 2014, winning a bronze medal in 2013.

### PERSONAL

- Kapanen played alongside his father, Sami, on KalPa from 2013-14, who was also part-owner and general manager of the team at the time.
- Considers himself a 'native' of Philadelphia, where his father played for the Flyers from 2002-08.
- Lives in Florida during the offseason.
- Both Kapanen and his father, Sami, were drafted by former Penguins general manager Jim Rutherford.
- Wears number 42 in honor of his father's number, 24.
- His interests include golf, movies and fashion.



5+

NHL SEASONS

## CAREER STATISTICS

YEAR	TEAM	LEAGUE	REGULAR SEASON											PLAYOFFS					
			GP	G	A	PTS	PIM	+/-	PP	SH	GW	S	GP	G	A	PTS	PIM		
2012-13	KalPa U18	Sarja-18	3	3	3	6	0	--	--	--	--	--	--	--	--	--	--	--	--
	KalPa U20	Liiga-Jr.	36	14	15	29	16	-3	--	--	--	--	--	--	--	--	--	--	--
	KalPa	Liiga	13	4	0	4	2	1	--	--	--	--	4	0	1	1	2	--	--
	Finland	WJC-17	5	3	6	9	4	--	--	--	--	--	--	--	--	--	--	--	--
	Finland	WJC-18	7	5	3	8	4	4	--	--	--	--	--	--	--	--	--	--	--
2013-14	KalPa U18	Sarja-18	2	5	1	6	0	--	--	--	--	--	4	6	1	7	2	--	--
	KalPa	Liiga	47	7	7	14	10	-8	--	--	--	--	--	--	--	--	--	--	--
	Finland	WJC-18	5	1	1	2	0	-3	--	--	--	--	--	--	--	--	--	--	--
2014-15	KalPa	Liiga	41	11	10	21	14	2	--	--	--	--	6	0	5	5	2	--	--
	Wilkes-Barre	AHL	4	1	1	2	0	-1	0	0	1	9	7	3	2	5	0	--	--
	Finland	WJC	5	1	0	1	0	-1	--	--	--	--	--	--	--	--	--	--	--
2015-16	<b>TORONTO</b>	<b>NHL</b>	<b>9</b>	<b>0</b>	<b>0</b>	<b>0</b>	<b>2</b>	<b>-3</b>	<b>0</b>	<b>0</b>	<b>0</b>	<b>14</b>	--	--	--	--	--	--	--
	Toronto	AHL	44	9	16	25	8	7	4	0	1	65	14	3	5	8	2	--	--
	Finland	WJC	7	2	3	5	2	-2	--	--	--	--	--	--	--	--	--	--	--
2016-17	<b>TORONTO</b>	<b>NHL</b>	<b>8</b>	<b>1</b>	<b>0</b>	<b>1</b>	<b>0</b>	<b>-2</b>	<b>0</b>	<b>0</b>	<b>0</b>	<b>11</b>	<b>6</b>	<b>2</b>	<b>0</b>	<b>2</b>	<b>0</b>	--	--
	Toronto	AHL	43	18	25	43	16	2	9	0	3	121	9	2	6	8	8	--	--
2017-18	<b>TORONTO</b>	<b>NHL</b>	<b>38</b>	<b>7</b>	<b>2</b>	<b>9</b>	<b>4</b>	<b>-1</b>	<b>0</b>	<b>1</b>	<b>1</b>	<b>55</b>	<b>7</b>	<b>1</b>	<b>0</b>	<b>1</b>	<b>0</b>	--	--
	Toronto	AHL	28	12	12	24	12	8	5	1	2	68	--	--	--	--	--	--	--
	Finland	WC	8	3	0	3	0	1	--	--	--	--	--	--	--	--	--	--	--
2018-19	<b>TORONTO</b>	<b>NHL</b>	<b>78</b>	<b>20</b>	<b>24</b>	<b>44</b>	<b>27</b>	<b>12</b>	<b>1</b>	<b>2</b>	<b>3</b>	<b>174</b>	<b>7</b>	<b>1</b>	<b>1</b>	<b>2</b>	<b>2</b>	--	--
2019-20	<b>TORONTO</b>	<b>NHL</b>	<b>69</b>	<b>13</b>	<b>23</b>	<b>36</b>	<b>22</b>	<b>0</b>	<b>0</b>	<b>2</b>	<b>2</b>	<b>121</b>	<b>5</b>	<b>0</b>	<b>2</b>	<b>2</b>	<b>14</b>	--	--
2020-21	<b>PITTSBURGH</b>	<b>NHL</b>	<b>40</b>	<b>11</b>	<b>19</b>	<b>30</b>	<b>7</b>	<b>15</b>	<b>1</b>	<b>0</b>	<b>3</b>	<b>68</b>	<b>6</b>	<b>1</b>	<b>2</b>	<b>3</b>	<b>0</b>	--	--
2021-22	<b>PITTSBURGH</b>	<b>NHL</b>	<b>79</b>	<b>11</b>	<b>21</b>	<b>32</b>	<b>16</b>	<b>2</b>	<b>0</b>	<b>0</b>	<b>2</b>	<b>129</b>	<b>7</b>	<b>0</b>	<b>3</b>	<b>3</b>	<b>2</b>	--	--
<b>NHL TOTALS</b>			<b>321</b>	<b>63</b>	<b>89</b>	<b>152</b>	<b>78</b>	<b>23</b>	<b>2</b>	<b>5</b>	<b>11</b>	<b>572</b>	<b>38</b>	<b>5</b>	<b>8</b>	<b>13</b>	<b>18</b>	--	--
<b>PITTSBURGH TOTALS</b>			<b>119</b>	<b>22</b>	<b>40</b>	<b>62</b>	<b>23</b>	<b>17</b>	<b>1</b>	<b>0</b>	<b>5</b>	<b>197</b>	<b>13</b>	<b>1</b>	<b>5</b>	<b>6</b>	<b>2</b>	--	--



58

## CAREER HIGHS

2

**GOALS IN A GAME**  
LAST: [14 times],  
01.25.22 at ARI

5

**ASSISTS IN A GAME**  
LAST: [1 time],  
01.27.15 vs. WPG

5

**POINTS IN A GAME**  
LAST: [1 time],  
01.27.15 vs. WPG (5A)

9

**SHOTS ON GOAL**  
LAST: [4 times],  
01.05.22 vs. STL

22

**PENALTY MINUTES**  
LAST: [1 time],  
03.15.15 vs. DET

3

**GOAL STREAK**  
LAST:  
11.27.19-11.30.19 (3)

8

**ASSIST STREAK**  
LAST:  
03.26.16-04.07.16 (10)

8

**POINT STREAK**  
LAST:  
03.26.16-04.07.16 (2G-10A)

0

**HAT TRICKS**  
LAST: N/A



## SOCIAL

| @Letang\_58

| @kletang\_58

## KRIS LETANG

POS

D

HT

6-0

WT

201

SHOOTS

RIGHT

SIGNED THROUGH

2027.28

PRONOUNCED | leh-TANG, KRIHS

DOB | 4/24/87

BIRTHPLACE | Montreal, QC

ACQUIRED | Drafted by Penguins in the 3rd round (62nd overall) of the 2005 NHL Draft.



## POINT LEADERS AMONG NHL DEFENSEMEN SINCE 2006-07

1.	Brent Burns	755
2.	Erik Karlsson	660
3.	Kris Letang	650
4.	Duncan Keith	625
5.	Ryan Suter	623
6.	Keith Yandle	619

## PENGUINS ALL-TIME POINTS LEADERS AMONG DEFENSEMEN

Kris Letang	650
Paul Coffey	440
Ron Stackhouse	343
Randy Carlyle	323
Larry Murphy	301

## 2021.22 HIGHLIGHTS

- Had the best season of his career in his 16th year, establishing career highs in assists (58), points (68) and time on ice (25:47).
- His 58 assists and 68 points ranked fifth and sixth in the NHL among defensemen, respectively.
- Led the Penguins in TOI/GP (25:47) for the eighth-straight season and 11th time in his career, which also ranked fourth in the NHL.
- Hit the 10-goal plateau for the eighth time in his career. In doing so, he became the fifth active defenseman to have eight-plus 10-goal seasons since 2006-07
- Recorded his 500th career assist on Mar. 31 at Minnesota, becoming the sixth active defenseman and 33rd in NHL history to reach such feat.
- Moved into fifth place, surpassing Rick Kehoe, on the Penguins all-time points list (646).
- Surpassed Mario Lemieux for third-most games played as a Penguin (916) on Mar. 4.
- Scored 30th career overtime point (1G) on Feb. 15 vs. Philadelphia for the most in NHL history among defensemen. It also marked his 28th career game-winning goal tying him for sixth all-time in Penguins history and third among active Penguins defensemen.
- Played in 900th career NHL game on Jan. 23 vs. Winnipeg. He became the seventh active defenseman to skate in 900 games with one team.
- Posted four points (1G-3A) in seven postseason games with Pittsburgh.
- Signed a six-year contract extension on Jul. 7, 2022.

## PROFESSIONAL CAREER

- Three-time Stanley Cup Champion owns every single significant team record for a defenseman.
- Tops team annals among defensemen in games played (863), goals (134), assists (448), points (582), playoff games (142), playoff goals (22), playoff assists (64) and playoff points (86).
- Broke three major team records for a defenseman during the 2018-19 season, including points (441, Oct. 6 vs. Montreal), goals (109, Feb. 11 at Philadelphia) and games played (704, Nov. 27 at Winnipeg). Supplanted Hall-of-Famer Paul Coffey for all three marks.
- Scored several clutch playoff goals to help the Penguins win Stanley Cups. Notched the 2016 Stanley Cup-winning goal in Game 6 at San Jose. Scored a crucial goal in the 2009 championship run in Game 3 against Washington in the conference semifinals. With the Pens trailing the series 2-0 and playing in overtime, Letang scored the winning tally and Pittsburgh rallied to win the series.
- Ranks first in career playoff goals (22) and playoff points (T-86), and second in playoff assists (64) among all active NHL defensemen.
- Finalist for the Norris Trophy (best NHL defenseman) in 2013. Posted 38 points (5G-33A), tying for the most in the league among blueliners (P.K. Subban). Was the only defenseman to average over a point-per-game (1.09) on the season.
- Finalist for the NHL's Bill Masterton Trophy in 2015 for "the player that best exemplifies the qualities of perseverance, sportsmanship and dedication to the game of hockey." Returned from a stroke to enjoy a Norris Trophy-caliber season in 2014-15. Letang still deals with the aftereffects of the stroke to this day.
- Three-time team nominee for the Bill Masterton Trophy (2014, '15, '18) as voted by the Pittsburgh Chapter of Professional Hockey Writers Association. Won the nomination in back-to-back seasons after dealing with the aftereffects of a stroke. Was named in 2018 after recovering from major neck surgery with an extended rehab program.
- Has six 50-point seasons, one more than Hall-of-Famer Paul Coffey (5) for the most in team history.
- Is one of only three players chosen in the third round or later in the 2005 NHL Draft who have totaled 500-plus points (Keith Yandle, 600; Letang, 582; Patric Hornqvist, 512).

# 15+

NHL SEASONS

## CAREER STATISTICS

YEAR	TEAM	LEAGUE	REGULAR SEASON											PLAYOFFS				
			GP	G	A	PTS	PIM	+/-	PP	SH	GW	S	GP	G	A	PTS	PIM	
2004-05	Val d'Or	QMJHL	70	13	19	32	79	-16	5	1	3	188	--	--	--	--	--	
	Canada	WJ-18	6	2	2	4	20	4	--	--	--	--	--	--	--	--		
2005-06	Val d'Or	QMJHL	60	25	43	68	156	4	13	1	2	289	5	1	5	6	20	
	Canada	WJC	6	1	2	3	2	5	0	0	1	8	--	--	--	--	--	
2006-07	<b>PITTSBURGH</b>	<b>NHL</b>	<b>7</b>	<b>2</b>	<b>0</b>	<b>2</b>	<b>4</b>	<b>-3</b>	<b>2</b>	<b>0</b>	<b>0</b>	<b>8</b>	--	--	--	--	--	
	Val d'Or	QMJHL	40	14	38	52	74	19	5	2	4	171	19	12	19	31	48	
	Canada	WJC	6	0	6	6	12	4	0	0	0	22	--	--	--	--	--	
2007-08	Wilkes-Barre	AHL	--	--	--	--	--	--	--	--	--	--	1	0	1	1	2	
	<b>PITTSBURGH</b>	<b>NHL</b>	<b>63</b>	<b>6</b>	<b>11</b>	<b>17</b>	<b>23</b>	<b>-1</b>	<b>1</b>	<b>0</b>	<b>3</b>	<b>68</b>	<b>16</b>	<b>0</b>	<b>2</b>	<b>2</b>	<b>12</b>	
	Wilkes-Barre	AHL	10	1	6	7	4	0	0	0	0	18	--	--	--	--	--	
2008-09	<b>PITTSBURGH</b>	<b>NHL</b>	<b>74</b>	<b>10</b>	<b>23</b>	<b>33</b>	<b>24</b>	<b>-7</b>	<b>4</b>	<b>1</b>	<b>3</b>	<b>138</b>	<b>23</b>	<b>4</b>	<b>9</b>	<b>13</b>	<b>26</b>	
2009-10	<b>PITTSBURGH</b>	<b>NHL</b>	<b>73</b>	<b>3</b>	<b>24</b>	<b>27</b>	<b>51</b>	<b>1</b>	<b>0</b>	<b>0</b>	<b>0</b>	<b>174</b>	<b>13</b>	<b>5</b>	<b>2</b>	<b>7</b>	<b>6</b>	
2010-11	<b>PITTSBURGH</b>	<b>NHL</b>	<b>82</b>	<b>8</b>	<b>42</b>	<b>50</b>	<b>101</b>	<b>15</b>	<b>4</b>	<b>0</b>	<b>2</b>	<b>236</b>	<b>7</b>	<b>0</b>	<b>4</b>	<b>4</b>	<b>10</b>	
2011-12	<b>PITTSBURGH</b>	<b>NHL</b>	<b>51</b>	<b>10</b>	<b>32</b>	<b>42</b>	<b>34</b>	<b>21</b>	<b>4</b>	<b>1</b>	<b>3</b>	<b>142</b>	<b>6</b>	<b>1</b>	<b>4</b>	<b>5</b>	<b>21</b>	
2012-13	<b>PITTSBURGH</b>	<b>NHL</b>	<b>35</b>	<b>5</b>	<b>33</b>	<b>38</b>	<b>8</b>	<b>16</b>	<b>1</b>	<b>0</b>	<b>1</b>	<b>95</b>	<b>15</b>	<b>3</b>	<b>13</b>	<b>16</b>	<b>8</b>	
2013-14	<b>PITTSBURGH</b>	<b>NHL</b>	<b>37</b>	<b>11</b>	<b>11</b>	<b>22</b>	<b>16</b>	<b>-8</b>	<b>6</b>	<b>0</b>	<b>1</b>	<b>108</b>	<b>13</b>	<b>2</b>	<b>4</b>	<b>6</b>	<b>14</b>	
2014-15	<b>PITTSBURGH</b>	<b>NHL</b>	<b>69</b>	<b>11</b>	<b>43</b>	<b>54</b>	<b>79</b>	<b>12</b>	<b>2</b>	<b>1</b>	<b>1</b>	<b>197</b>	--	--	--	--	--	
2015-16	<b>PITTSBURGH</b>	<b>NHL</b>	<b>71</b>	<b>16</b>	<b>51</b>	<b>67</b>	<b>66</b>	<b>9</b>	<b>5</b>	<b>0</b>	<b>2</b>	<b>218</b>	<b>23</b>	<b>3</b>	<b>12</b>	<b>15</b>	<b>22</b>	
2016-17	<b>PITTSBURGH</b>	<b>NHL</b>	<b>41</b>	<b>5</b>	<b>29</b>	<b>34</b>	<b>32</b>	<b>2</b>	<b>2</b>	<b>0</b>	<b>2</b>	<b>122</b>	--	--	--	--	--	
2017-18	<b>PITTSBURGH</b>	<b>NHL</b>	<b>79</b>	<b>9</b>	<b>42</b>	<b>51</b>	<b>56</b>	<b>-9</b>	<b>4</b>	<b>0</b>	<b>1</b>	<b>222</b>	<b>12</b>	<b>3</b>	<b>8</b>	<b>11</b>	<b>15</b>	
2018-19	<b>PITTSBURGH</b>	<b>NHL</b>	<b>65</b>	<b>16</b>	<b>40</b>	<b>56</b>	<b>48</b>	<b>13</b>	<b>2</b>	<b>1</b>	<b>3</b>	<b>206</b>	<b>4</b>	<b>0</b>	<b>1</b>	<b>1</b>	<b>2</b>	
2019-20	<b>PITTSBURGH</b>	<b>NHL</b>	<b>61</b>	<b>15</b>	<b>29</b>	<b>44</b>	<b>38</b>	<b>0</b>	<b>6</b>	<b>0</b>	<b>2</b>	<b>177</b>	<b>4</b>	<b>0</b>	<b>0</b>	<b>0</b>	<b>0</b>	
2020-21	<b>PITTSBURGH</b>	<b>NHL</b>	<b>55</b>	<b>7</b>	<b>38</b>	<b>45</b>	<b>32</b>	<b>19</b>	<b>1</b>	<b>0</b>	<b>2</b>	<b>132</b>	<b>6</b>	<b>1</b>	<b>5</b>	<b>6</b>	<b>6</b>	
2021-22	<b>PITTSBURGH</b>	<b>NHL</b>	<b>78</b>	<b>10</b>	<b>58</b>	<b>68</b>	<b>49</b>	<b>20</b>	<b>2</b>	<b>0</b>	<b>3</b>	<b>214</b>	<b>7</b>	<b>1</b>	<b>3</b>	<b>4</b>	<b>0</b>	
<b>PIT/NHL TOTALS</b>			<b>941</b>	<b>144</b>	<b>506</b>	<b>650</b>	<b>661</b>	<b>100</b>	<b>46</b>	<b>4</b>	<b>29</b>	<b>2457</b>	<b>149</b>	<b>23</b>	<b>67</b>	<b>90</b>	<b>142</b>	



**2018** | Letang has surpassed his idol Paul Coffey to own every single significant Penguins franchise record for a defenseman.



**2012** | Letang has played in six NHL All-Star Games and was overwhelmingly voted into the 2012 contest in Carolina via fan balloting despite being a write-in candidate.



**2016** | Letang celebrated with the city of Pittsburgh after playing a huge role in helping the Penguins win the Stanley Cup in 2016.

- Notched five assists in one game on Jan. 27, 2015 vs. Winnipeg. The five helpers were career highs in assists and points in a single game. Was the only defenseman in the NHL to post a five-point game during the 2014-15 season.
- Logged a career-high 35:14 minutes on March 29, 2016 vs. Buffalo. The game was the finale of a stretch that saw Letang average 32:28 minutes in three games in four nights. He skated 29:52 minutes in Detroit on March 26. The following night he played 31:45 minutes, including a 3:32-minute shift in overtime before setting up the Pens' game-winning goal at NY Rangers on March 27.
- Has scored 26 shootout goals in his career, the most-ever by an NHL defenseman. Letang's 26 tallies are second-most in team history (Sidney Crosby, 39). Letang also has 15 game-deciding shootout goals in his career.
- Played in six NHL All-Star Games. Served as team captain for the Metro in the 2020 edition.
- Was twice voted to play in the All-Star Game via fan ballot. Despite being a write-in candidate in 2012 he received 477,960 votes, the second-most in the entire league behind teammate Sidney Crosby.
- Played in the NHL's YoungStars Game in 2009 in his native Montreal, QC.
- Made his NHL debut at 19 years old on Oct. 5, 2006 against Philadelphia. Scored his first-career NHL goal on Oct. 12 at Madison Square Garden against Henrik Lundqvist.

### AMATEUR CAREER

- Played three seasons for Val d'Or of the Quebec Major Junior Hockey League.
- Won the Emile "Butch" Bouchard Trophy as the QMJHL's top defenseman, the Paul Dumont Trophy as the best personality, Kevin Lowe Trophy as the top defensive defenseman and was selected a QMJHL First-Team All-Star in 2007.

### INTERNATIONAL CAREER

- Played in two World Junior Championships and one World Under-18 Junior Championship for Canada.
- Won two gold medals with Canada at the World Junior Championship (2006, '07).
- Served as captain for the 2007 WJC squad.

### PERSONAL

- Grew up a Montreal Canadiens fan. Wishes he could have met legendary Canadian Hall of Famer Maurice "Rocket" Richard.
- Favorite player growing up was Pavel Bure.
- Married, Catherine, with two children, Alex and Victoria.
- Has a Labrador Retriever dog named Buddha.
- Lives in Boucherville, Quebec during the offseason, which is minutes away from Sainte-Julie, the Montreal suburb where he grew up. Works out with trainer Jonathan Chaimberg at Adrenaline Performance Center.

3

2009  
2016  
2017



STANLEY CUP

## FRANCHISE LEADER AMONG DEFENSEMEN IN

GAMES PLAYED – 941  
GOALS – 144  
POWER PLAY GOALS – 46  
ASSISTS – 506  
POINTS – 650  
PLAYOFF GAMES – 142  
PLAYOFF GOALS – 22  
PLAYOFF ASSISTS – 64  
PLAYOFF POINTS – 86

650

POINTS

144

GOALS

506

ASSISTS

CAREER REGULAR-SEASON STATISTICS

## NHL NOMINEE

NORRIS TROPHY | 2013  
BILL MASTERTON TROPHY | 2015

.79

## POINTS PER GAME

4TH AMONG ALL NHL DEFENSEMEN  
SINCE 2010-11  
\*MINIMUM 200 GAMES

## SECOND TEAM NHL ALL-STAR

2013 | 2016




NHL ALL-STAR GAME SELECTIONS


68

## CAREER-HIGH POINT TOTAL

2021.22



KRIS LETANG



71

## CAREER HIGHS

**3 GOALS IN A GAME**  
**LAST:** (13 times),  
 03.27.22 vs. DET

**5 ASSISTS IN A GAME**  
**LAST:** (1 time),  
 01.20.07 vs. TOR

**5 POINTS IN A GAME**  
**LAST:** (8 times),  
 11.27.19 vs. VAN (2G-3A)

**12 SHOTS ON GOAL**  
**LAST:** (3 times),  
 11.12.11 at CAR

**16 PENALTY MINUTES**  
**LAST:** (1 time),  
 12.02.14 vs. NJD

**6 GOAL STREAK**  
**LAST:**  
 01.13.12-01.22.12 (9)

**13 ASSIST STREAK**  
**LAST:** (3 times),  
 10.16.08-11.15.08 (21)

**15 POINT STREAK**  
**LAST:**  
 01.16.10-03.04.10 (9G-15A)

**13 HAT TRICKS**  
**LAST:** 03.27.22  
 vs. DET



## SOCIAL

| @emalkin71geno

| @e.malkin71geno

# EVGENI MALKIN

POS	HT	WT	SHOOTS	SIGNED THROUGH
<b>C</b>	<b>6-3</b>	<b>195</b>	<b>LEFT</b>	<b>2025.26</b>

PRONOUNCED | MAHL-kihn, ehv-GEH-nee

DOB | 7/31/86

BIRTHPLACE | Magnitogorsk, Russia



ACQUIRED | Drafted by Penguins in the 1st round (2nd overall) of the 2004 NHL Draft.



## RUSSIAN-BORN PLAYERS IN NHL HISTORY WITH 3 STANLEY CUP CHAMPIONSHIPS

Evgeni Malkin 2009, 2016, 2017

Igor Larionov 1997, 1998, 2002

Sergei Fedorov 1997, 1998, 2002

Sergei Brylin 1995, 2000, 2003

## PENGUINS ALL-TIME POINTS LEADERS

Mario Lemieux **1723**

Sidney Crosby **1409**

Evgeni Malkin **1146**

Jaromir Jagr **1079**

Kris Letang **650**

## 2021.22 HIGHLIGHTS

- Finished the season with 42 points (20G-22A) in 41 games. Had points in 17 of 22 home games (10G-13A).
- Hit the 20-goal plateau for the 13th time in his career. Only teammate Sidney Crosby (14) has more instances in franchise history.
- Notched three points (2G-1A) in his season debut on Jan. 11 after missing the first three months of the season after offseason right knee surgery.
- Became the all-time assist leader among Russian-born players in NHL history.
- Notched his 700th assist on Apr. 9 vs. Washington becoming the 23rd-fastest in NHL history and second-fastest among active skaters to reach 700 assists.
- Recorded his 13th career hat trick on Mar. 27 (3G-1A) which is the second-most among active skaters.
- Scored his 300th career multi-point game (2G-1A) on Jan. 11 at Anaheim becoming the fifth active player to accomplish this feat.
- Tallied six points (3G-3A) and a plus-2 in seven postseason games.

## PROFESSIONAL CAREER

- Generational star is a three-time Stanley Cup Champion and two-time NHL scoring champion.
- Winner of six individual NHL awards, which includes one MVP (Hart - 2012), two NHL scoring titles (Art Ross - 2009, '12), one outstanding player award as voted by his peers (Ted Lindsay - 2012), one NHL playoff MVP (Conn Smythe - 2009) and one NHL rookie of the year (Calder - 2007).
- His three Stanley Cups are tied for the most-ever by a Russian-born player (Igor Larionov, Sergei Fedorov, Sergei Brylin).
- Twice led the NHL in playoff scoring (36 points, 2009; 28 points, 2017). His 169 playoff points ranks third in team history (Sidney Crosby, 189; Mario Lemieux, 172).
- Was awarded the Conn Smythe (playoff MVP) after posting a league-best 36 points (14G-22A) to help the Pens win the 2009 Stanley Cup. Was the fourth-youngest Conn Smythe winner at 22 years, 10 months. Won both the regular-season and playoff scoring titles, joining Mario Lemieux, Wayne Gretzky, Guy Lafleur and Phil Esposito as the only NHL players to do so since the 1967 NHL Expansion.
- Perhaps his finest NHL moment came in Game 2 of the 2009 Eastern Conference Final against the Carolina Hurricanes when he recorded his first-career playoff hat trick and four-point night. His hat trick marker came on a faceoff play dubbed "The Geno" in which the center wins a forward faceoff in the offensive zone. Malkin retrieved the puck, carried around the net and scored on a spinning backhand shot into the top corner.
- Became the 64th player in NHL history to record 1,100 career points on March 15, 2021 versus the Boston Bruins. In doing so, he became just the 20th player in NHL history to achieve this milestone in fewer than 950 games.
- Appeared in his 916th NHL game on Jan. 30, 2021 at the New York Rangers, passing Mario Lemieux for the 2nd-most games played in team history.
- Became the 88th player in NHL history to reach 1,000 career points with an assist on March 12, 2019 against Washington.
- His 1,146-career points are the third-most by a Russian-born player in NHL history (Alex Ovechkin, 1,410; Sergei Fedorov, 1,179).
- Has run off two 15-game scoring streaks during his career, most recently from Jan. 16 to March 4, 2010 for 23 points (9G-14A). Also hit 15 games from Oct. 23 to Nov. 22, 2007 for 22 points (7G-15A). His 13-game assist streak (21 total) from Oct. 16-Nov. 15, 2008 is the third-longest in team history.

16

NHL SEASONS

## CAREER STATISTICS

YEAR	TEAM	LEAGUE	REGULAR SEASON											PLAYOFFS				
			GP	G	A	PTS	PIM	+/-	PP	SH	GW	S	GP	G	A	PTS	PIM	
2002-03	Russia	WJ-18	6	5	4	9	2	11	0	0	1	18	--	--	--	--	--	
2003-04	Magnitogorsk	RUS	34	3	9	12	12	11	--	--	--	--	--	--	--	--		
	Russia	WJC	6	1	4	5	0	2	0	0	1	9	--	--	--	--		
	Russia	WJ-18	6	4	4	8	31	4	1	0	0	4	--	--	--	--		
2004-05	Magnitogorsk	RUS	52	12	20	32	24	21	--	--	--	--	5	0	4	4	0	
	Russia	WC	9	0	4	4	8	6	0	0	0	14	--	--	--	--		
	Russia	WJC	6	3	7	10	16	0	1	0	0	22	--	--	--	--		
2005-06	Magnitogorsk	RUS	46	21	26	47	46	28	--	--	--	--	11	5	10	15	41	
	Russia	Olympics	7	2	4	6	31	5	0	1	0	17	--	--	--	--		
	Russia	WC	7	3	6	9	6	7	0	1	0	20	--	--	--	--		
	Russia	WJC	6	4	6	10	12	5	3	0	1	26	--	--	--	--		
2006-07	<b>PITTSBURGH</b>	<b>NHL</b>	<b>78</b>	<b>33</b>	<b>52</b>	<b>85</b>	<b>80</b>	<b>2</b>	<b>16</b>	<b>0</b>	<b>6</b>	<b>242</b>	<b>5</b>	<b>0</b>	<b>4</b>	<b>4</b>	<b>8</b>	
	Russia	WC	9	5	5	10	6	5	2	0	0	33	--	--	--	--		
2007-08	<b>PITTSBURGH</b>	<b>NHL</b>	<b>82</b>	<b>47</b>	<b>59</b>	<b>106</b>	<b>78</b>	<b>16</b>	<b>17</b>	<b>0</b>	<b>5</b>	<b>272</b>	<b>20</b>	<b>10</b>	<b>12</b>	<b>22</b>	<b>24</b>	
2008-09	<b>PITTSBURGH</b>	<b>NHL</b>	<b>82</b>	<b>35</b>	<b>78*</b>	<b>113*</b>	<b>80</b>	<b>17</b>	<b>14</b>	<b>2</b>	<b>4</b>	<b>290</b>	<b>24</b>	<b>14</b>	<b>22*</b>	<b>36*</b>	<b>51</b>	
2009-10	<b>PITTSBURGH</b>	<b>NHL</b>	<b>67</b>	<b>28</b>	<b>49</b>	<b>77</b>	<b>100</b>	<b>-6</b>	<b>13</b>	<b>2</b>	<b>7</b>	<b>268</b>	<b>13</b>	<b>5</b>	<b>6</b>	<b>11</b>	<b>6</b>	
	Russia	Olympics	4	3	3	6	0	0	2	0	1	17	--	--	--	--		
	Russia	WC	5	5	2	7	10	6	--	--	--	--	--	--	--	--		
2010-11	<b>PITTSBURGH</b>	<b>NHL</b>	<b>43</b>	<b>15</b>	<b>22</b>	<b>37</b>	<b>18</b>	<b>-4</b>	<b>5</b>	<b>0</b>	<b>3</b>	<b>182</b>	--	--	--	--		
2011-12	<b>PITTSBURGH</b>	<b>NHL</b>	<b>75</b>	<b>50</b>	<b>59</b>	<b>109*</b>	<b>70</b>	<b>18</b>	<b>12</b>	<b>0</b>	<b>9</b>	<b>339*</b>	<b>6</b>	<b>3</b>	<b>5</b>	<b>8</b>	<b>6</b>	
	Russia	WC	10	11	8	19	4	16	5	0	2	47	--	--	--	--		
2012-13	<b>PITTSBURGH</b>	<b>NHL</b>	<b>31</b>	<b>9</b>	<b>24</b>	<b>33</b>	<b>36</b>	<b>5</b>	<b>4</b>	<b>0</b>	<b>3</b>	<b>99</b>	<b>15</b>	<b>4</b>	<b>12</b>	<b>16</b>	<b>26</b>	
	Magnitogorsk	KHL	37	23	42	65	58	23	--	--	--	--	--	--	--	--		
2013-14	<b>PITTSBURGH</b>	<b>NHL</b>	<b>60</b>	<b>23</b>	<b>49</b>	<b>72</b>	<b>62</b>	<b>10</b>	<b>7</b>	<b>0</b>	<b>3</b>	<b>191</b>	<b>13</b>	<b>6</b>	<b>8</b>	<b>14</b>	<b>8</b>	
	Russia	Olympics	5	1	2	3	2	2	0	0	0	20	--	--	--	--		
	Russia	WC	4	2	1	3	2	0	2	0	1	9	--	--	--	--		
2014-15	<b>PITTSBURGH</b>	<b>NHL</b>	<b>69</b>	<b>28</b>	<b>42</b>	<b>70</b>	<b>60</b>	<b>-2</b>	<b>9</b>	<b>0</b>	<b>4</b>	<b>212</b>	<b>5</b>	<b>0</b>	<b>0</b>	<b>0</b>	<b>0</b>	
	Russia	WC	9	5	5	10	8	8	1	0	1	17	--	--	--	--		
2015-16	<b>PITTSBURGH</b>	<b>NHL</b>	<b>57</b>	<b>27</b>	<b>31</b>	<b>58</b>	<b>65</b>	<b>1</b>	<b>11</b>	<b>0</b>	<b>6</b>	<b>162</b>	<b>23</b>	<b>6</b>	<b>12</b>	<b>18</b>	<b>18</b>	
2016-17	<b>PITTSBURGH</b>	<b>NHL</b>	<b>62</b>	<b>33</b>	<b>39</b>	<b>72</b>	<b>77</b>	<b>18</b>	<b>11</b>	<b>0</b>	<b>6</b>	<b>191</b>	<b>25</b>	<b>10</b>	<b>18</b>	<b>28*</b>	<b>53*</b>	
	Russia	WCH	4	1	2	3	2	4	0	0	0	6	--	--	--	--		
2017-18	<b>PITTSBURGH</b>	<b>NHL</b>	<b>78</b>	<b>42</b>	<b>56</b>	<b>98</b>	<b>87</b>	<b>16</b>	<b>14</b>	<b>0</b>	<b>7</b>	<b>239</b>	<b>9</b>	<b>4</b>	<b>4</b>	<b>8</b>	<b>16</b>	
2018-19	<b>PITTSBURGH</b>	<b>NHL</b>	<b>68</b>	<b>21</b>	<b>51</b>	<b>72</b>	<b>89</b>	<b>-25</b>	<b>9</b>	<b>0</b>	<b>5</b>	<b>187</b>	<b>4</b>	<b>1</b>	<b>2</b>	<b>3</b>	<b>6</b>	
	Russia	WC	10	1	5	6	4	4	--	--	--	--	--	--	--	--		
2019-20	<b>PITTSBURGH</b>	<b>NHL</b>	<b>55</b>	<b>25</b>	<b>49</b>	<b>74</b>	<b>58</b>	<b>7</b>	<b>7</b>	<b>0</b>	<b>5</b>	<b>171</b>	<b>4</b>	<b>0</b>	<b>1</b>	<b>1</b>	<b>6</b>	
2020-21	<b>PITTSBURGH</b>	<b>NHL</b>	<b>33</b>	<b>8</b>	<b>20</b>	<b>28</b>	<b>24</b>	<b>-4</b>	<b>4</b>	<b>0</b>	<b>0</b>	<b>72</b>	<b>4</b>	<b>1</b>	<b>4</b>	<b>5</b>	<b>8</b>	
2021-22	<b>PITTSBURGH</b>	<b>NHL</b>	<b>41</b>	<b>20</b>	<b>22</b>	<b>42</b>	<b>24</b>	<b>-10</b>	<b>9</b>	<b>0</b>	<b>5</b>	<b>129</b>	<b>7</b>	<b>3</b>	<b>3</b>	<b>6</b>	<b>6</b>	
<b>PIT/NHL TOTALS</b>			<b>981</b>	<b>444</b>	<b>702</b>	<b>1146</b>	<b>1008</b>	<b>59</b>	<b>162</b>	<b>4</b>	<b>78</b>	<b>3246</b>	<b>177</b>	<b>67</b>	<b>113</b>	<b>180</b>	<b>242</b>	

\*NHL LEADER




**2004** | The Penguins landed a generational talent when they drafted Malkin with the No. 2 overall pick.

- Named the January 2018 First Star after notching a league-best 12 goals and 19 points in 12 games. Also the November 2013 NHL First Star after leading the league with 21 assists and 25 points. The 21 helpers were the most for a player in a single month since Wayne Gretzky (21, Jan. 1996).
- Named the Second Star for the month of October in 2018 after posting 19 points (6G-13A) to tie for the second-most in the NHL.
- Played 254 consecutive games from his NHL debut on Oct. 18, 2006 to Oct. 30, 2009, a streak that ranks sixth in team history.
- Beat Hall-of-Fame goaltender Martin Brodeur for first NHL goal in his first NHL game on Oct. 18, 2006 against the New Jersey Devils at Mellon Arena. Went on to score a goal in each of his first six games (seven total), becoming the first player in 89 years to accomplish that feat.
- Suited up for his hometown team, Magnitogorsk Metallurg, in the Russian Super League/Kontinental Hockey League from 2003-06 and during 2012-13 NHL work stoppage. Finished third in the KHL scoring race with 65 points (23G-42A) despite playing just 37 games during that shortened 2012-13 season.
- Made his professional debut with Magnitogorsk in 2003 at 17 years old.

### INTERNATIONAL

- Has represented Russia in several international tournaments, including three Olympic Winter Games (2006, '10, '14), eight World Championships (2005, '06, '07, '10, '12, '14, '15, '19), three World Junior Championships (2004, '05, '06), two World Under-18 Junior Championships (2003, '04) and one World Cup of Hockey (2016).
- Won a gold medal, tournament MVP and Top Forward at the 2012 World Championship. Recorded 19 points (11G-8A), a Team Russia WC scoring record.
- Won a bronze medal in the 2019 World Championship.



**2010** | Malkin has proudly represented his native Russia in numerous international tournaments, including the 2010 Winter Olympics in Vancouver.

### PERSONAL

- Lived with fellow Russian and former All-Star defenseman Sergei Gonchar and his family during his first two years in the NHL. When Malkin won the Hart Trophy (NHL MVP) in 2012 he dedicated the award to Gonchar.
- Has over two million combined followers on his Twitter and Instagram accounts. Some of his most popular posts are of him catching large fish, swimming with whale sharks, candid shots of him alongside Sidney Crosby, at sporting events and with his family.
- Parents, Vladimir and Natalia, are scoreboard sensations at PPG Paints Arena and fan favorites whenever they come to visit Evgeni during the season and playoffs. He credits his mom's borscht for his hockey success in the postseason.
- An avid soccer and billiards player. Also enjoys watching tennis, NBA basketball and the Pittsburgh Steelers.
- Purchased a suite for every Penguins home game that is donated to various charities and children's groups throughout western Pennsylvania with the help of the Penguins Foundation.
- Married, Anna, with one son, Nikita.
- Made a monetary donation to the Ronald McDonald House of Pittsburgh during the Covid-19 pandemic, enabling RMH to fulfill its entire pantry wish list and provide games for family entertainment.



**2012** | Malkin won a trifecta of hardware after a spectacular 2011-12 season, capturing the Art Ross Trophy, Hart Trophy and Ted Lindsay Award.



3

2009  
2016  
2017



STANLEY CUP

1

2009



CONN SMYTHE

1

2007



CALDER TROPHY

1

2012



TED LINDSAY AWARD

2

2009  
2012



ART ROSS TROPHY

1

2012



HART TROPHY

## RUSSIAN ALL-TIME SCORING

-3rd IN POINTS ALL-TIME IN NHL HISTORY

-1st IN ASSISTS

-4th IN GOALS

## FIRST TEAM NHL ALL-STAR

2008 | 2009 | 2012

# 50

## GOAL SEASON

2011.12

# 1146

POINTS


# 444

GOALS

# 702

ASSISTS

CAREER REGULAR-SEASON STATISTICS



'08 '09 '12 '18 '20

TEAM MVP

'08 '09 '11 '12 '15 '16 '17

NHL ALL-STAR GAME SELECTIONS

# #2

## DRAFT PICK

OVERALL IN 2004

EVGENI MALKIN



23

## CAREER HIGHS

2

**GOALS IN A GAME**  
**LAST:** (5 times),  
 02.15.21 vs. CBJ

3

**ASSISTS IN A GAME**  
**LAST:** (1 time),  
 01.14.17 vs. NYI

4

**POINTS IN A GAME**  
**LAST:** (2 times),  
 02.15.21 vs. CBJ (2G-2A)

6

**SHOTS ON GOAL**  
**LAST:** (2 times),  
 01.14.18 vs. CGY

7

**PENALTY MINUTES**  
**LAST:** (1 time),  
 12.02.17 vs. FLA

4

**GOAL STREAK**  
**LAST:**  
 02.04.21-02.11.21 (4G)

3

**ASSIST STREAK**  
**LAST:**  
 01.03.19-01.06.19 (1G-3A)

4

**POINT STREAK**  
**LAST:**  
 02.04.21-02.11.21 (4G)

0

**HAT TRICKS**  
**LAST:** N/A



## SOCIAL



| @BrockMcGinn21



| @N/A

# BROCK MCGINN

POS

F

HT

6-0

WT

187

SHOOTS

LEFT

SIGNED THROUGH

2024.25

PRONOUNCED | muh-GIHN, BRAWK

DOB | 2/2/94

BIRTHPLACE | Fergus, ON



ACQUIRED | Signed as a free agent on July 28, 2021.

## SHORTHANDED TOI/GP LEADERS

### AMONG PITTSBURGH FORWARDS

2021.22

Teddy Blueger	2:15
Brock McGinn	2:01
Brian Boyle	1:53
Jeff Carter	1:27

## 2021.22 HIGHLIGHTS

- Completed his first season with Pittsburgh. Recorded 12 goals, 10 assists and 22 points in 64 games.
- Hit the 10-goal plateau for the third time in his career.
- Had a career-best two game-winning goals.
- Blocked a career-high 50 shots which ranked first on Pittsburgh among forwards (tied).
- Skated in his 400th NHL game on Mar. 8 vs. Florida. He became the 31st player among the 2012 draft class to reach 400 games.
- Scored his first goal as a Penguin in the team's home opener on Oct. 16 vs. Chicago.
- Posted two points (1G-1A) and a plus-1 in seven postseason games.

## PROFESSIONAL CAREER

- Spent the first seven years of his career with the Carolina Hurricanes, who drafted him in the second round (47th overall) of the 2012 NHL Draft.
- With Carolina, suited up for 345 games, registering 51 goals, 55 assists and 106 points.
- Has 34 games of Stanley Cup Playoff experience, where he's recorded 12 points (6G-6A).
- Scored the game-winning goal in double overtime in Game 7 of Round 1 of the 2019 Stanley Cup Playoffs against the Washington Capitals.
- His best season came in 2017-18 when he recorded a career-high 16 goals and 30 points in 80 games.
- Played parts of four seasons in the AHL with the Charlotte Checkers, where he accumulated 70 points (39G-31A) in 134 games.

## AMATEUR CAREER

- Played four seasons in the OHL with the Guelph Storm from 2010-14.

## CAREER HIGHS SET

2017.18 SEASON

GOALS

16

POINTS

30

- Had 93 goals, 79 assists, 172 points and was plus-54 in 227 games with Guelph.
- Served as an alternate captain for his final three seasons with the Storm.
- Won the 2014 OHL Championship with Guelph. Recorded 12 points (6G-6A) in 12 postseason games.

## PERSONAL

- Brock has two older brothers, Jamie and Tye, who both spent time in the NHL.
- Started skating at two years old and says that his family had the biggest influence on his career.
- Favorite team growing up was Montreal and his favorite player was Alex Kovalev.
- Is an avid golfer.
- He and his wife, Jamie, have a mini labradoodle, Peanut, named after Brock's allergy.
- Family is the principle owner of the SPJHL's Roanoke Rail Yard Dawgs.
- Married his wife, Jamie, in the summer of 2022 in Toronto.


7

NHL SEASONS



## CAREER STATISTICS

YEAR	TEAM	LEAGUE	REGULAR SEASON										PLAYOFFS				
			GP	G	A	PTS	PIM	+/-	PP	SH	GW	S	GP	G	A	PTS	PIM
2010-11	Guelph	OHL	68	10	4	14	38	3	0	0	--	--	6	0	0	0	2
2011-12	Guelph	OHL	33	12	7	19	25	-2	6	1	--	--	6	1	1	2	8
2012-13	Guelph	OHL	68	28	26	54	71	7	9	3	--	--	3	2	2	4	11
	Charlotte	AHL	4	0	0	0	0	-2	0	0	0	3	2	0	0	0	2
2013-14	Guelph	OHL	58	43	42	85	45	46	12	2	4	--	12	6	6	12	21
2014-15	Charlotte	AHL	73	15	12	27	38	-18	3	0	1	155	--	--	--	--	--
2015-16	CAROLINA	NHL	21	3	1	4	10	-14	0	0	0	25	--	--	--	--	--
	Charlotte	AHL	48	19	16	35	29	-8	7	0	2	110	--	--	--	--	--
2016-17	CAROLINA	NHL	57	7	9	16	6	-11	0	0	1	74	--	--	--	--	--
	Charlotte	AHL	9	5	3	8	6	3	--	--	--	--	--	--	--	--	--
2017-18	CAROLINA	NHL	80	16	14	30	22	-12	2	1	1	159	--	--	--	--	--
2018-19	CAROLINA	NHL	82	10	16	26	20	10	0	1	0	123	15	2	4	6	6
2019-20	CAROLINA	NHL	68	7	10	17	17	-4	0	2	1	93	8	1	1	2	2
2020-21	CAROLINA	NHL	37	8	5	13	6	0	0	1	1	58	11	3	1	4	4
2021-22	PITTSBURGH	NHL	64	12	10	22	14	0	0	0	2	99	7	1	1	2	4
NHL TOTALS			409	63	65	128	95	-31	2	5	6	631	41	7	7	14	16
PITTSBURGH TOTALS			64	12	10	22	14	0	0	0	2	99	7	1	1	2	4



10

## CAREER HIGHS

2

**GOALS IN A GAME**  
LAST: [1 time],  
10.23.21 vs. TOR

1

**ASSISTS IN A GAME**  
LAST: [3 times],  
10.16.21 vs. CHI

2

**POINTS IN A GAME**  
LAST: [2 times],  
10.23.21 vs. TOR [2G]

6

**SHOTS ON GOAL**  
LAST: [1 time],  
10.23.21 vs. TOR

2

**PENALTY MINUTES**  
LAST: [3 times],  
11.06.21 vs. MIN

0

**GOAL STREAK**  
LAST:

2

**ASSIST STREAK**  
LAST:  
10.12.21-10.16.21 [1G-2A]

2

**POINT STREAK**  
LAST:  
10.12.21-10.16.21 [1G-2A]

0

**HAT TRICKS**  
LAST: N/A



# DREW O'CONNOR

POS

F

HT

6-3

WT

200

SHOOTS

LEFT

SIGNED THROUGH

2022.23

PRONOUNCED | oh-KAWN-uhr, DROO

DOB | 6/9/98

BIRTHPLACE | Chatham, NJ



ACQUIRED | Signed as a free agent on March 10, 2020.

## CURRENT PENGUINS TO RECORD FIRST NHL POINT IN FIRST NHL GAME

Drew O'Connor **01.26.21** vs. BOS

Jake Guentzel **11.21.16** vs. NYR

Ryan Poehling **04.06.19** vs. TOR

Evgeni Malkin **10.18.06** vs. NJD

Sidney Crosby **10.05.05** vs. NJD

## NCAA GOAL LEADERS

2019-20

John Leonard **27** goals

Griffin Loughran **23** goals

Chris Wilkie **23** goals

Max Humitz **22** goals

Drew O'Connor **21** goals

## 2021.22 HIGHLIGHTS

- Appeared in 22 games with Pittsburgh, notching five points (3G-2A).
- Scored his first-career NHL goal on Oct. 16, 2021 (Marc-Andre Fleury).
- Recorded his first two-goal game on Oct. 23, 2021 versus Toronto (2G).
- Notched 32 points (12G-20A) in 33 games with the Wilkes-Barre/Scranton Penguins.
- His 0.97 points-per-game average ranked first on WBS.
- Appeared in two postseason games with Pittsburgh.

## PROFESSIONAL CAREER

- Has played parts of two seasons with Pittsburgh.
- Recorded an assist in his NHL debut on January 26, 2021 at Boston, making him one of six active Penguins players to record a point in his first NHL game.
- Went on to play in 10 total games for Pittsburgh his rookie year, notching an assist and recording eight shots.
- In first season with Wilkes-Barre/Scranton in 2020-21, registered seven goals, 12 assists and 19 points in 20 games.

## AMATEUR CAREER

- Appeared in 65 career games with Dartmouth over two seasons, collecting 38 goals, 21 assists and 59 points.
- Completed his sophomore season with Dartmouth in 2019-20, recording a team-leading 21 goals and 33 points in 31 games.
- His 21 goals in 2019-20 ranked fifth in the entire NCAA.
- Was named the 2019-20 NCAA Ivy League Player of the Year and was also selected to the All-Ivy League First Team.

- In 2018-19, the forward was named to the All-Ivy League Second Team after leading Dartmouth with 17 goals in 34 games.
- Played the 2017-18 season with the Boston Jr. Bruins of the National Collegiate Development Conference in the U.S. Premier Hockey League. In 49 games, O'Connor ranked fourth on his team with 39 points (13G-26A).

## SOCIAL



| N/A



| @drewoc


1+

NHL SEASONS



## CAREER STATISTICS

YEAR	TEAM	LEAGUE	REGULAR SEASON										PLAYOFFS				
			GP	G	A	PTS	PIM	+/-	PP	SH	GW	S	GP	G	A	PTS	PIM
2017-18	Boston	NCDC	49	13	26	39	12	--	--	--	--	--	6	0	5	5	2
2018-19	Dartmouth	ECAC	34	17	9	26	14	0	2	0	2	26	--	--	--	--	--
2019-20	Dartmouth	ECAC	31	21	12	33	42	3	7	2	3	33	--	--	--	--	--
<b>2020-21</b>	<b>PITTSBURGH</b>	<b>NHL</b>	<b>10</b>	<b>0</b>	<b>1</b>	<b>1</b>	<b>2</b>	<b>-2</b>	<b>0</b>	<b>0</b>	<b>0</b>	<b>8</b>	--	--	--	--	--
	Wilkes-Barre	AHL	20	7	12	19	14	-1	3	0	0	56	--	--	--	--	--
<b>2021-22</b>	<b>PITTSBURGH</b>	<b>NHL</b>	<b>22</b>	<b>3</b>	<b>2</b>	<b>5</b>	<b>4</b>	<b>-1</b>	<b>0</b>	<b>0</b>	<b>0</b>	<b>40</b>	<b>2</b>	<b>0</b>	<b>0</b>	<b>0</b>	<b>0</b>
	Wilkes-Barre	AHL	33	12	20	32	19	0	3	0	2	115	--	--	--	--	--
<b>PITTSBURGH TOTALS</b>			<b>32</b>	<b>3</b>	<b>3</b>	<b>6</b>	<b>6</b>	<b>-3</b>	<b>0</b>	<b>0</b>	<b>0</b>	<b>48</b>	<b>2</b>	<b>0</b>	<b>0</b>	<b>0</b>	<b>0</b>



26

## CAREER HIGHS

2

**GOALS IN A GAME**  
LAST: (7 times),  
04.27.22 at NYR

4

**ASSISTS IN A GAME**  
LAST: (1 time),  
02.01.20 vs FLA

4

**POINTS IN A GAME**  
LAST: (1 time),  
02.01.20 vs FLA (4A)

10

**SHOTS ON GOAL**  
LAST: (1 time),  
12.23.17 at EDM

5

**PENALTY MINUTES**  
LAST: (1 time),  
03.05.12 at CLS

3

**GOAL STREAK**  
LAST:  
03.06.21-03.10.21 (3G)

5

**ASSIST STREAK**  
LAST:  
04.28.21-05.03.21 (7A)

6

**POINT STREAK**  
LAST:  
03.30.15-04.09.15 (3G-4A)

0

**HAT TRICKS**  
LAST: N/A



## SOCIAL



| @petryj



| @jeffpetry26

# JEFF PETRY

POS

D

HT

6-3

WT

209

SHOOTS

RIGHT

SIGNED THROUGH

2024.25

PRONOUNCED | PEE-tree, JEHF

DOB | 12/9/87

BIRTHPLACE | Ann Arbor, MI, USA

ACQUIRED | From Montreal for Mike Matheson and a 2023 fourth-round pick on July 16, 2022.

## CAREER HIGHS SET

2018.19 SEASON

GOALS

13

POINTS

46

ASSISTS

33

## POINT LEADERS AMONG MONTREAL CANADIENS

SINCE 2015-16

Brendan Gallagher 265 points

Jeff Petry 241 points

Phillip Danault 194 points

## 2021.22 HIGHLIGHTS

- Played in 68 games for the Montréal Canadiens, serving as alternate captain.
- Finished first among team defensemen earning 27 points (6G-21A).
- Skated in his 800th NHL game on Apr. 23 at Ottawa.

## PROFESSIONAL CAREER

- Has 12 seasons of NHL experience with the Edmonton Oilers and Montréal Canadiens.
- Has tallied 322 points (87G-235A) in 803 career NHL games.
- Served as an alternate captain for the Montréal Canadiens from 2019-22.
- Had a career year with Montréal in 2018-19, establishing career highs in goals (13), assists (33) and points (46) in 82 games.
- Has 38 games of Stanley Cup Playoff experience, all with Montreal, where he's accumulated 14 points (5G-9A).
- Played three seasons in the AHL split between the Springfield Falcons and the Oklahoma City Barons.

## AMATEUR CAREER

- Played three seasons of collegiate hockey for Michigan State University from 2007-10.
- During his time at Michigan State, played in a total of 118 games, earning 67 points (9G-58A).
- Earned CCHA All-Rookie honors during his freshman season in 2007-08.
- As a junior, served as team captain, while also earning NCAA All-American status after posting 29 points (4G-25A) in 38 games.
- Notched 60 points (19G-41A) in 103 games with the Des Moines Buccaneers in the USHL over two seasons (2005-07).

- Served as an assistant captain for the Buccaneers during his final season in 2006-07.
- In postseason play with Des Moines, appeared in 19 games, tallying 13 points (2G-11A).
- A member of the Des Moines Buccaneers Hall of Fame.
- USHL Clark Cup Champion in the 2005-06 season.
- During the 2006-07 season, earned USA Hockey Junior Player of the Year, USHL Defenseman of the Year, USHL Most Goals by a Defenseman and played in the USHL All-Star Game earning USHL First All-Star Team.


## INTERNATIONAL

- Has represented the United States in the 2012, 2013 and 2014 World Championship.
- Won a bronze medal in 2013 with Team USA. Appeared in 10 games that tournament.

## PERSONAL

- Son of Dan Petry, MLB pitcher who aided the Detroit Tigers in their win of the 1984 World Series.





28

## CAREER HIGHS

1

**GOALS IN A GAME**  
LAST: [9 times],  
04.29.22 vs CBJ

2

**ASSISTS IN A GAME**  
LAST: [8 times],  
04.29.22 vs CBJ

3

**POINTS IN A GAME**  
LAST: [2 time],  
04.29.22 vs CBJ

5

**SHOTS ON GOAL**  
LAST: [3 times],  
04.23.22 at DET

10

**PENALTY MINUTES**  
LAST: [1 time],  
02.21.19 vs. SJS

0

**GOAL STREAK**  
LAST: N/A

5

**ASSIST STREAK**  
LAST:  
01.02.19-01.11.19 [6]

5

**POINT STREAK**  
LAST:  
01.02.19-01.11.19 [6A]

0

**HAT TRICKS**  
LAST: N/A



## SOCIAL



| @mpettersson16



| @mackanp

## MARCUS PETTERSSON

POS

D

HT

6-3

WT

177

SHOOTS

LEFT

SIGNED THROUGH

2024.25

PRONOUNCED | PEH-tuhr-suhn, MAHR-kuhs

DOB | 5/8/96

BIRTHPLACE | Skelleftea, Sweden 

ACQUIRED | From Anaheim for Daniel Sprong on Dec. 3, 2018.

## 84 GAMES PLAYED

IN 2018.19

BECAME JUST THE 11TH  
PLAYER SINCE 1995.96 TO PLAY  
IN 84 CONTESTS

1995.96 THE NHL SWITCHED TO AN 82-GAME FORMAT

NHL POINT LEADERS  
AMONG ROOKIE  
DEFENSEMEN | 2018.19

BUF Rasmus Dahlin 44 points

DAL Miro Heiskanen 33 points

PIT Marcus Pettersson 25 points

## 2021.22 HIGHLIGHTS

- Completed third full season with Pittsburgh.
- Skated in 72 games, registering 19 points (2G-17A) and a plus-8.
- Finished with the second-lowest number of giveaways (14) among defensemen in the league (min. GP 50).
- Notched single game career highs in points (1G-2A) and plus/minus (+5) on Oct. 23 vs. Toronto. Later matched his career best with three points in the final game of the season (1G-2A vs. CBJ on Apr. 29).

## PROFESSIONAL CAREER

- Has played four-plus NHL seasons with Anaheim and Pittsburgh.
- Established career highs in games played (84), goals (2), assists (23), points (25) and plus/minus (+17) in 2018-19. His 25 points and plus-17 both ranked third in the NHL among rookie defensemen.
- Appeared in his 200th career game on Mar. 25, 2021 versus Buffalo.
- Became just the 11th player since 1995-96 (when the NHL switched to an 82-game format) to play in 84 contests in 2018-19.
- Before joining Pittsburgh, played 49 games over parts of two seasons with the Anaheim Ducks, where he recorded 10 points (1G-9A) and was plus-9.
- Scored his first NHL goal on March 4, 2018 vs. Chicago on Anton Forsberg.
- Before coming to North America in 2017, Pettersson played four seasons of professional hockey in the Swedish Hockey League (SHL) for his native Skelleftea. Recorded 16 points (4G-12A) and was plus-15 in 111 games.
- Helped lead Skelleftea to the SHL's best regular-season record in 2015-16 (33-11-4-4). They would reach the SHL Final before falling, 4-1, to Frolunda.

## INTERNATIONAL CAREER

- Represented Sweden multiple times at the international level, including the World Championship (2019), World Junior Championship (2016), World Under-18 Junior Championship (2014) and the World Under-17 Hockey Challenge (2013).
- Won a gold medal at the World Under-17 Hockey Challenge in 2013.

## PERSONAL

- Got his first pair of skates when he was 4 years old and began playing organized hockey a few years later.
- Idolized Peter Forsberg while he was growing up.
- Pettersson's father, Daniel, played professional hockey in the Swedish Hockey League.
- Has an Australian Shepard dog named Polly.
- Is an educated carpenter.
- Teamed up with Fox's Pizza Den and teammates Bryan Rust and Zach Aston-Reese to donate 500 pizzas to community centers during Covid-19 pandemic.



4+

NHL SEASONS

## CAREER STATISTICS

YEAR	TEAM	LEAGUE	REGULAR SEASON										PLAYOFFS				
			GP	G	A	PTS	PIM	+/-	PP	SH	GW	S	GP	G	A	PTS	PIM
2012-13	Skelleftea	SWE-Jr.	37	4	8	12	16	4	--	--	--	--	2	0	0	0	0
	Sweden	U17	6	0	0	0	4	--	--	--	--	--	--	--	--	--	--
2013-14	Skelleftea	SWE-Jr.	38	4	14	18	38	4	--	--	--	--	2	0	0	0	2
	Skelleftea	SHL	10	0	0	0	2	2	--	--	--	--	--	--	--	--	--
	Sweden	WJ-18	7	1	0	1	2	1	0	0	0	8	--	--	--	--	--
2014-15	Skelleftea	SWE-Jr.	20	2	8	10	20	-4	--	--	--	--	1	0	0	0	2
	Skelleftea	SHL	14	0	0	0	0	-1	--	--	--	--	--	--	--	--	--
	Vita Hasten	SWE-2	10	2	2	4	16	5	--	--	--	--	9	1	2	3	8
2015-16	Skelleftea	SWE-Jr.	3	1	3	4	4	4	--	--	--	--	--	--	--	--	--
	Skelleftea	SHL	46	2	5	7	10	17	--	--	--	--	8	0	0	0	0
	Sweden	WJC	7	0	4	4	6	0	0	0	0	10	--	--	--	--	--
2016-17	Skelleftea	SHL	41	2	7	9	49	-3	--	--	--	--	--	--	--	--	--
2017-18	ANAHEIM	NHL	22	1	3	4	6	5	0	0	0	16	4	0	0	0	2
	San Diego	AHL	44	0	14	14	22	7	0	0	0	78	--	--	--	--	--
2018-19	ANAHEIM	NHL	27	0	6	6	17	4	0	0	0	15	--	--	--	--	--
	PITTSBURGH	NHL	57	2	17	19	49	13	1	0	0	72	4	0	1	1	4
	Sweden	WC	8	0	1	1	4	4	--	--	--	--	--	--	--	--	--
2019-20	PITTSBURGH	NHL	69	2	20	22	35	9	0	0	0	79	4	0	0	0	4
2020-21	PITTSBURGH	NHL	47	2	7	9	22	8	0	0	0	46	6	0	1	1	0
2021-22	PITTSBURGH	NHL	72	2	17	19	38	8	0	0	0	83	7	0	2	2	2
NHL TOTALS			294	9	70	79	167	47	1	0	0	311	25	0	4	4	12
PITTSBURGH TOTALS			245	8	61	69	144	38	1	0	0	280	21	0	4	4	10



25

## CAREER HIGHS

3

**GOALS IN A GAME**  
**LAST:** [ time],  
 04.06.19 vs. TOR

1

**ASSISTS IN A GAME**  
**LAST:** [9 times]  
 04.02.22 at TBL

3

**POINTS IN A GAME**  
**LAST:** [1 time],  
 04.06.19 vs. TOR [3G]

5

**SHOTS ON GOAL**  
**LAST:** [1 time]  
 04.27.22 at NYR

2

**PENALTY MINUTES**  
**LAST:** [5 times]  
 04.02.22 at TB

0

**GOAL STREAK**  
**LAST:** N/A

2

**ASSIST STREAK**  
**LAST:**  
 02.12.22-02.13.22 (2A)

2

**POINT STREAK**  
**LAST:**  
 02.12.22-02.13.22 (2A)

1

**HAT TRICKS**  
**LAST:** 04.06.19  
 vs. TOR [3G]



## SOCIAL



| liluzipoehlss



| @ryanpoehling

## RYAN POEHLING

POS

F

HT

6-2

WT

196

SHOOTS

LEFT

SIGNED THROUGH

2022.23

PRONOUNCED | PAY-lihng, RIGH-uhn

DOB | 1/3/99

BIRTHPLACE | Lakeville, MN, USA

ACQUIRED | From Montreal for Mike Matheson and a 2023 fourth-round pick on July 16, 2022.

CURRENT PENGUINS TO SCORE  
FIRST NHL GOAL  
ON FIRST SHOT

Jake Guentzel	<b>11.21.16</b>	vs. NYR
Teddy Blueger	<b>02.01.19</b>	vs. OTT
<b>Ryan Poehling</b>	<b>04.06.19</b>	vs. TOR

HAT TRICK IN FIRST  
CAREER GAME | MODERN ERA

Ryan Poehling	Apr. 6, 2019
Auston Matthews	Oct. 12, 2016
Derek Stepan	Oct. 9, 2010
Fabian Brunnstrom	Oct. 15, 2008
Real Cloutier	Oct. 10, 1979

## 2021.22 HIGHLIGHTS

- Split time between the Montreal Canadiens (NHL) and Laval Rocket (AHL).
- Tallied nine goals, eight assists and 17 points in 57 games with Montreal, all of which were career highs.
- His nine goals were tied for eighth on Montreal.
- Recorded six points (3G-3A) in seven games with Laval.

## PROFESSIONAL CAREER

- Has played parts of three NHL seasons with the Montreal Canadiens from 2018-22.
- Registered 13 goals, nine assists and 22 points in 85 career NHL games.
- Scored a hat trick (3G) in his NHL debut against Toronto on Apr. 6, 2019.
- Tallied 44 points (19G-25A) in 72 career AHL Games with Laval.
- Drafted by the Montreal Canadiens in the first round (25th overall) of the 2017 NHL Draft.

## AMATEUR CAREER

- Played three seasons at St. Cloud State University from 2016-19, accumulating 29 goals, 46 assists and 75 points.
- As a junior in 2018-19, earned NCHC First-Team honors after securing eight goals, 23 assists and 31 points in 36 games with the Huskies.
- Helped St. Cloud capture the NCHC Penrose Cup in both 2018 and 2019.
- Appeared in nine games for the USDP National U18 Team, recording six points (4G-2A) in nine games.


## INTERNATIONAL CAREER

- Represented the United States at both the 2018 and 2019 World Junior Championships, as well as the 2017 World Under-18 Championship.
- Won bronze and silver medals with Team USA in 2018 and 2019, respectively.
- Was named the World Junior Championship's Most Valuable Player and Best Forward in 2019.

## PERSONAL

- Has two brothers, Jack and Nick, that play professional hockey. Both suited up for Greenville of the ECHL in 2021-22.
- Was teammates with Jack and Nick at St. Cloud State.





67

## CAREER HIGHS

3

**GOALS IN A GAME**  
LAST: [2 times],  
03.30.19 at EDM

3

**ASSISTS IN A GAME**  
LAST: [4 times],  
04.10.22 vs. NSH

4

**POINTS IN A GAME**  
LAST: [1 time],  
01.11.15 vs WPG [2G-2A]

9

**SHOTS ON GOAL**  
LAST: [2 times],  
10.21.21 at WPG

15

**PENALTY MINUTES**  
LAST: [1 time],  
02.27.19 vs. CHI

6

**GOAL STREAK**  
LAST:  
12.21.17-01.02.18 (7)

4

**ASSIST STREAK**  
LAST:  
01.31.20-02.06.20 (4)

6

**POINT STREAK**  
LAST:  
02.27.21-03.08.21 [5G-7A]

2

**HAT TRICKS**  
LAST: 03.30.19  
at EDM



## SOCIAL



| @RickyRakell93



| @rickardrakell

# RICKARD RAKELL

POS

F

HT

6-1

WT

195

SHOOTS

RIGHT

SIGNED THROUGH

2027.28

PRONOUNCED | ra-KEHL, REE-kahrd

DOB | 5/5/93

BIRTHPLACE | Sundbyberg, SWE 

ACQUIRED | From Anaheim for Zach Aston-Reese, Dominik Simon, Calle Clang and a 2022 2nd-Round Draft pick on Mar. 21, 2022.

## ANAHEIM GOAL LEADERS

SINCE RAKELL'S FIRST FULL SEASON  
IN 2014-15

Rickard Rakell	154
Jakob Silfverberg	131
Corey Perry	109
Ryan Getzlaf	99

## ANAHEIM POINT LEADERS

SINCE RAKELL'S FIRST FULL SEASON  
IN 2014-15

Ryan Getzlaf	405
Rickard Rakell	335
Jakob Silfverberg	286
Cam Fowler	242

## 2021.22 HIGHLIGHTS

- Acquired by Pittsburgh on Mar. 21 and made his Penguins debut on Mar. 23 vs. Columbus.
- Had 13 points [4G-9A] in 19 games with Pittsburgh following the trade.
- Recorded 16 goals, 12 assists and 28 points with Anaheim prior to trade.
- Hit the 20-goal plateau for the fourth time in his career.
- Notched his first three points as a Penguin [1G-2A] on Mar. 27 vs. Detroit.
- Appeared in 500th NHL game on Oct. 13.
- Signed six-year extension with Pittsburgh on Jul. 11, 2022.

## PROFESSIONAL CAREER

- Has played parts of eight NHL seasons with Anaheim and Pittsburgh.
- When traded to Pittsburgh, his 154 goals and 33 power-play goals were most on the Ducks since the 2014-15 season, while his 335 points were second to Ducks captain Ryan Getzlaf (405).
- His best NHL season came during the 2017-18 season with career highs in games played [77], goals [34], assists [35], points [69], power-play goals [8], power-play points [18] and was selected to the NHL All-Star Game.
- Led the NHL with a career-high 10 game-winning goals in the 2016-17 season and became the first player since Steven Stamkos (age 22) to have 10 GWG under the age of 24.
- Scored first career hat trick on Feb. 25, 2018 v. EDM, becoming the second player since the 1967-68 league expansion to tie a game with two goals in the last minute of regulation [19:39 and 19:53] to force overtime [Brad Stuart w/ San Jose, Apr. 4, 2004] and the only player in that time span to record a natural hat trick with two-or-more goals in the final 30 seconds.
- Scored his first NHL regular-season goal in Anaheim's 3-2 overtime win over San Jose on Dec. 22, 2014.

- Tied a Ducks record for most points in a game by a rookie [2G-2A-4PTS] on Jan. 11, 2015 against Winnipeg.
- Was originally drafted by Anaheim in the first round [30th overall] in the 2011 NHL Entry Draft.

## AMATEUR CAREER

- Played three seasons with the Plymouth Whalers of the Ontario Hockey League under current Penguins Assistant coach Mike Vellucci, putting up 151 points [69G-82A] in 149 games.
- Named to 2011 CHL Top Prospects Game.

## INTERNATIONAL CAREER

- Represented Team Sweden at various international tournaments, including the 2018 and 2021 World Championship and three World Junior Championships [2011-2013].
- Tallied five points [2G-3A] en route to Sweden's gold medal at the 2012 World Junior Championships.
- Named to Team Sweden for the 2016 World Cup of Hockey but did not play due to injury.

## PERSONAL

- He and his wife Emmeli had their first child, Daisy, in June 2022.
- Learned to play the saxophone to surprise his friends at his wedding.
- Has two black labs named Stella and Heinz.
- Likes to fish and cook for fun.
- Is close friends with teammate and fellow countryman, Marcus Pettersson.


8+

NHL SEASONS



## CAREER STATISTICS

YEAR	TEAM	LEAGUE	REGULAR SEASON										PLAYOFFS				
			GP	G	A	PTS	PIM	+/-	PP	SH	GW	S	GP	G	A	PTS	PIM
2010-11	Plymouth	OHL	49	20	25	45	12	14	10	1	--	--	3	2	2	4	0
2011-2012	Plymouth	OHL	60	28	34	62	12	9	8	0	--	--	13	2	10	12	0
	Sweden	WJC-20	6	2	3	5	4	2	0	0	0	--	--	--	--	--	--
2012-2013	ANAHEIM	NHL	4	0	0	0	0	-2	0	0	0	3	--	--	--	--	--
	Plymouth	OHL	40	21	23	44	12	19	2	3	--	--	15	6	9	15	10
2013-2014	Sweden	WJC-20	6	0	6	6	16	1	0	0	0	--	--	--	--	--	--
	ANAHEIM	NHL	18	0	4	4	2	-3	0	0	0	22	4	1	1	2	0
2014-2015	Norfolk	AHL	46	14	23	37	12	7	8	0	6	109	1	0	1	1	0
	ANAHEIM	NHL	71	9	22	31	10	6	2	0	1	105	16	1	0	1	2
2015-2016	Norfolk	AHL	2	1	3	4	0	3	0	0	1	7	--	--	--	--	--
	ANAHEIM	NHL	72	20	23	43	19	-1	4	0	7	169	7	1	1	2	0
2016-2017	ANAHEIM	NHL	71	33	18	51	12	10	5	0	10	177	15	7	6	13	0
2017-2018	ANAHEIM	NHL	77	34	35	69	14	6	8	0	3	230	4	1	0	1	0
	SWEDEN	WC	10	6	8	14	6	7	--	--	--	--	--	--	--	--	--
2018-2019	ANAHEIM	NHL	69	18	25	43	27	-13	6	0	2	194	--	--	--	--	--
2019-2020	ANAHEIM	NHL	65	15	27	42	12	-5	3	0	2	186	--	--	--	--	--
2020-2021	ANAHEIM	NHL	52	9	19	28	12	-14	0	0	1	144	--	--	--	--	--
2021-2022	ANAHEIM	NHL	51	16	12	28	8	-7	5	0	1	136	--	--	--	--	--
	PITTSBURGH	NHL	19	4	9	13	4	7	0	0	1	48	2	0	0	0	0
NHL TOTALS			569	158	194	352	120	-16	33	0	28	1414	48	11	8	19	2
PITTSBURGH TOTALS			19	4	9	13	4	7	0	0	1	48	2	0	0	0	0



2

## CAREER HIGHS

1

**GOALS IN A GAME**  
LAST: [11 times],  
04.23.22 at DET

3

**ASSISTS IN A GAME**  
LAST: [1 time],  
03.08.17 at WPG

3

**POINTS IN A GAME**  
LAST: [1 time],  
03.08.17 at WPG [3A]

4

**SHOTS ON GOAL**  
LAST: [11 times],  
02.27.22 vs. CBJ

4

**PENALTY MINUTES**  
LAST: [2 times],  
02.01.21 at NYR

0

**GOAL STREAK**  
LAST: N/A

0

**ASSIST STREAK**  
LAST: N/A

2

**POINT STREAK**  
LAST:  
02.13.22-02.15.22 [1G-1A]

0

**HAT TRICKS**  
LAST: N/A



## SOCIAL



| @chad5ruhwedel



| @chad2ruhwedel

# CHAD RUHWEDEL

POS

D

HT

5-11

WT

191

SHOOTS

RIGHT

SIGNED THROUGH

2023.24

PRONOUNCED | ROO-WEE-dehl, CHAD

DOB | 5/7/90

BIRTHPLACE | San Diego, CA

ACQUIRED | Signed as an unrestricted free agent on July 1, 2016.



## CAREER HIGHS SET

2021.22 SEASON

GAMES

78

GOALS

4

ASSISTS

9

POINTS

13

## PLAYED IN THE FROZEN FOUR IN PITTSBURGH

UMASS-LOWELL  
2013

### 2021.22 HIGHLIGHTS

- Set career highs across the board in games played (78), goals (4), assists (9), points (13), hits (149) and blocked shots (86).
- His 149 hits were third-most on Pittsburgh.
- Scored first goal of the season in his 200th career game as a Penguins on Feb. 15 vs. Philadelphia.
- Signed a two-year contract extension on Feb. 19.
- Posted a plus-2 in seven postseason games with Pittsburgh.

### PROFESSIONAL CAREER

- A 2017 Stanley Cup Champion with Pittsburgh.
- Has played for six seasons and parts of 10 with Buffalo and Pittsburgh.
- Is in his sixth season with the Penguins. Registered 38 points (11G-27A) in 232 games from 2016-22.
- Prior to his stint in Pittsburgh, Ruhwedel spent parts of four seasons with the Buffalo Sabres, where he suited up for 33 games.
- Made his playoff debut in Game 6 of Round Two of the 2017 Stanley Cup Playoffs against the Washington Capitals after an injury to Trevor Daley in Game 5.
- Accumulated 111 points (29G-82A) in 211 games over parts of five American Hockey League seasons between the Rochester Americans and Wilkes-Barre/Scranton Penguins.
- His best AHL season came in 2014-15 with Rochester, where he served as an alternate captain and recorded AHL career highs in games played (72), goals (1-10), assists (26) and points (36). Was voted Rochester's Team MVP by his teammates.

### AMATEUR CAREER

- Played three seasons of collegiate hockey at the University of Massachusetts-Lowell from 2010-13, boasting 63 points (15G-48A) in 110-career games.

- In his final college season in 2012-13, Ruhwedel served as an alternate captain and was named NCAA First-Team All-American, First-Team All-Hockey East and crowned best defenseman in New England.
- Helped lead UMass-Lowell to the 2013 Frozen Four, held at Pittsburgh's PPG Paints Arena.
- Played two years with Sioux Falls of the USHL from 2008-10, serving as captain in both seasons. Named a USHL All-Star in '09-10.

### PERSONAL

- A California native, Ruhwedel starred on his roller hockey team at Scripps Ranch High School.
- Hit a hole-in-one at the Cranberry Highlands golf course in 2018.
- His favorite road city to visit is Montreal.
- He and his wife, Elle, had their first son, Brody, in January 2021.
- The couple has two black Labs named Goose and Guinness.

6+

NHL SEASONS

## CAREER STATISTICS

YEAR	TEAM	LEAGUE	REGULAR SEASON										PLAYOFFS				
			GP	G	A	PTS	PIM	+/-	PP	SH	GW	S	GP	G	A	PTS	PIM
2008-09	Sioux Falls	USHL	55	0	11	11	30	12	0	0	0	30	4	0	1	1	4
2009-10	Sioux Falls	USHL	58	5	17	22	55	20	2	1	0	78	3	0	1	1	2
2010-11	UMass-Lowell	HE	32	2	13	15	10	-10	2	0	0	40	--	--	--	--	--
2011-12	UMass-Lowell	HE	37	6	19	25	26	8	2	0	1	85	--	--	--	--	--
2012-13	UMass-Lowell	HE	41	7	16	23	20	16	3	1	2	78	--	--	--	--	--
	<b>BUFFALO</b>	<b>NHL</b>	<b>7</b>	<b>0</b>	<b>0</b>	<b>0</b>	<b>0</b>	<b>0</b>	<b>0</b>	<b>0</b>	<b>0</b>	<b>8</b>	--	--	--	--	--
2013-14	<b>BUFFALO</b>	<b>NHL</b>	<b>21</b>	<b>0</b>	<b>1</b>	<b>1</b>	<b>2</b>	<b>-3</b>	<b>0</b>	<b>0</b>	<b>0</b>	<b>35</b>	--	--	--	--	--
	Rochester	AHL	47	4	24	28	22	-1	3	0	1	77	5	2	3	5	4
2014-15	<b>BUFFALO</b>	<b>NHL</b>	<b>4</b>	<b>0</b>	<b>1</b>	<b>1</b>	<b>0</b>	<b>3</b>	<b>0</b>	<b>0</b>	<b>0</b>	<b>4</b>	--	--	--	--	--
	Rochester	AHL	72	10	26	36	22	-6	8	0	3	167	--	--	--	--	--
2015-16	<b>BUFFALO</b>	<b>NHL</b>	<b>1</b>	<b>0</b>	<b>0</b>	<b>0</b>	<b>2</b>	<b>0</b>	<b>0</b>	<b>0</b>	<b>0</b>	<b>1</b>	--	--	--	--	--
	Rochester	AHL	59	10	16	26	26	-19	5	0	2	144	--	--	--	--	--
2016-17	<b>PITTSBURGH</b>	<b>NHL</b>	<b>34</b>	<b>2</b>	<b>8</b>	<b>10</b>	<b>8</b>	<b>9</b>	<b>0</b>	<b>0</b>	<b>0</b>	<b>45</b>	<b>6</b>	<b>0</b>	<b>0</b>	<b>0</b>	<b>4</b>
	Wilkes-Barre	AHL	28	4	12	16	12	0	3	0	1	75	--	--	--	--	--
2017-18	<b>PITTSBURGH</b>	<b>NHL</b>	<b>44</b>	<b>2</b>	<b>3</b>	<b>5</b>	<b>16</b>	<b>-8</b>	<b>0</b>	<b>0</b>	<b>0</b>	<b>67</b>	<b>12</b>	<b>0</b>	<b>0</b>	<b>0</b>	<b>2</b>
2018-19	<b>PITTSBURGH</b>	<b>NHL</b>	<b>18</b>	<b>1</b>	<b>1</b>	<b>2</b>	<b>4</b>	<b>-9</b>	<b>0</b>	<b>0</b>	<b>1</b>	<b>22</b>	--	--	--	--	--
	Wilkes-Barre	AHL	5	1	4	5	2	8	0	0	0	7	--	--	--	--	--
2019-20	<b>PITTSBURGH</b>	<b>NHL</b>	<b>41</b>	<b>2</b>	<b>4</b>	<b>6</b>	<b>12</b>	<b>4</b>	<b>0</b>	<b>0</b>	<b>0</b>	<b>44</b>	--	--	--	--	--
2020-21	<b>PITTSBURGH</b>	<b>NHL</b>	<b>17</b>	<b>0</b>	<b>2</b>	<b>2</b>	<b>14</b>	<b>3</b>	<b>0</b>	<b>0</b>	<b>0</b>	<b>16</b>	--	--	--	--	--
2021-22	<b>PITTSBURGH</b>	<b>NHL</b>	<b>78</b>	<b>4</b>	<b>9</b>	<b>13</b>	<b>14</b>	<b>2</b>	<b>0</b>	<b>0</b>	<b>0</b>	<b>82</b>	<b>7</b>	<b>0</b>	<b>0</b>	<b>0</b>	<b>0</b>
<b>NHL TOTALS</b>			<b>265</b>	<b>11</b>	<b>29</b>	<b>40</b>	<b>72</b>	<b>1</b>	<b>0</b>	<b>0</b>	<b>1</b>	<b>324</b>	<b>25</b>	<b>0</b>	<b>0</b>	<b>0</b>	<b>6</b>
<b>PITTSBURGH TOTALS</b>			<b>232</b>	<b>11</b>	<b>27</b>	<b>38</b>	<b>68</b>	<b>1</b>	<b>0</b>	<b>0</b>	<b>1</b>	<b>276</b>	<b>25</b>	<b>0</b>	<b>0</b>	<b>0</b>	<b>6</b>



17

## CAREER HIGHS

3

**GOALS IN A GAME**  
LAST: (5 times),  
01.02.22 vs. SJS

3

**ASSISTS IN A GAME**  
LAST: (1 time),  
11.27.19 vs. VAN

5

**POINTS IN A GAME**  
LAST: (1 time),  
01.02.22 vs. SJS (3G-2A)

11

**SHOTS ON GOAL**  
LAST: (1 time),  
01.22.21 vs. NYR

12

**PENALTY MINUTES**  
LAST: (1 time),  
12.30.19 vs. OTT

5

**GOAL STREAK**  
LAST:  
01.30.22-02.13.22 (7)

4

**ASSIST STREAK**  
LAST:  
01.07.20-01.14.20 (4)

6

**POINT STREAK**  
LAST:  
03.18.21-03.27.21 (5G-3A)

5

**HAT TRICKS**  
LAST: 01.02.22 vs  
SJS (3G)



## SOCIAL



| @rustyyy\_92



| N/A

# BRYAN RUST

POS

F

HT

5-11

WT

192

SHOOTS

RIGHT

SIGNED THROUGH

2027.28

PRONOUNCED | RUHST, BRIGH-uhn

DOB | 5/11/92

BIRTHPLACE | Pontiac, MI



ACQUIRED | Drafted by Penguins in the 3rd round (80th overall) in the 2010 NHL Draft.



## CAREER STATS IN NHL PLAYOFF ELIMINATION GAMES

GAMES PLAYED

23

GOALS

11

ASSISTS

2

POINTS

13

## MOST GOALS IN A SINGLE PLAYOFFS BY A ROOKIE IN PENGUINS HISTORY

2017	Jake Guentzel	13
2016	Bryan Rust	6
1970	Michel Briere	5

## 2021.22 HIGHLIGHTS

- Established new career high in points (58), surpassing his previous career high of 56 set in the 2019-20 season.
- Also had a career-best 34 assists, nine power-play goals and 21 power-play points.
- Improved to 5-for-5 in shootouts on Mar. 17 against St. Louis. At the time, he was the only player in NHL history with a perfect shootout percentage (min. 3 attempts).
- Eclipsed the 20-goal plateau for the third-consecutive season.
- Scored multiple goals in three-straight games, becoming the third Penguins player in the past 25 years to record multiple goals in three or more straight outings along with Evgeni Malkin (3 GP in 2017-18) and Sidney Crosby (3 GP in 2009-10)
- Became just the third player in NHL history since the expansion era (1967-68) to record 11 or more points through their first three games of a calendar year, joining Wayne Gretzky (15 points in 1984; 11 points in 1982) and Mario Lemieux (12 points in 1997)
- Named the NHL's Third Star of the Month for January. He finished the month with 21 points (10G-11A) in 11 games.
- Recorded his fifth career hat trick and first career five-point game (3G-2A) on Jan. 2 vs. San Jose.
- Signed six-year extension on May 21, 2022.

## PROFESSIONAL CAREER

- Two-time Stanley Cup Champion (2016, '17) has spent his entire six-plus year career with the Penguins.
- Has recorded 156 points (73G-83A) in 171 games over the last three seasons. Only Sidney Crosby (193), Jake Guentzel (184) and Kris Letang (157) have more on Pittsburgh.
- Was given the nickname "Mr. Elimination" after posting 10 goals and 11 points in 21 career elimination games. Became the second rookie in NHL history to record multiple goals in two series-clinching wins (Jeremy Roenick, 1990).

- Became just the fourth player in NHL history to have each of his first three career playoff game-winning goals decide a series (2016 Eastern Conference Final, Game 7 vs. Tampa Bay; 2017 Round One, Game 5 vs. Columbus; 2017 Round Two, Game 7 vs. Washington).
- In decisive Game 7 of 2016 Eastern Conference Final vs. Tampa Bay, scored the only two goals for the Penguins in a 2-1 victory. Became the first Pittsburgh rookie to notch multiple goals in a Game 7 in team history.
- Scored six goals during the 2016 Stanley Cup playoffs. His six goals are the second-most in team history by a rookie (Jake Guentzel, 13, 2017).
- Set career highs goals (27) and plus-minus (+14) in just 55 games during the 2019-20 season.
- Was named the Penguins' 2015-16 Rookie of the Year. Rust was recalled halfway through the year and established himself as an NHL regular, recording 11 points (4G-7A) in 41 games.

## AMATEUR CAREER

- Played four seasons of college hockey at Notre Dame from 2010-14, where he finished with 43 goals, 54 assists, 97 points and a plus-53 in 161-career games.
- Won Notre Dame's Unsung Hero Award his senior year after leading the team with 17 goals and ranking second with 33 points in 40 games. An alternate captain for the Fighting Irish, Rust was also named to the Hockey East All-Academic Team.
- Spent two seasons with the U.S. National Team Development Program from 2008-10, where he was teammates with Jason Zucker.


## INTERNATIONAL

- Won a gold medal at the World Under-18 Junior Championship with Team USA in 2010.

## PERSONAL

- Married his wife, Kelsey, in the summer of 2019. They have one son named Hunter, and two mini Golden Retrievers named Cooper and Oliver.






**7+**  
NHL SEASONS

## CAREER STATISTICS

YEAR	TEAM	LEAGUE	REGULAR SEASON										PLAYOFFS					
			GP	G	A	PTS	PIM	+/-	PP	SH	GW	S	GP	G	A	PTS	PIM	
2007-08	Honeybaked	MWEHL	31	17	28	45	6	--	--	--	--	--	--	--	--	--	--	--
	Honeybaked	Minor	37	27	20	47	--	--	--	--	--	--	--	--	--	--	--	--
2008-09	USNTDP	NAHL	42	6	9	15	18	-5	--	--	--	--	9	0	2	2	4	
	USNTDP	U17	16	3	2	5	4	--	--	--	--	--	--	--	--	--	--	
2009-10	USNTDP	USHL	27	10	13	23	6	17	--	--	--	--	--	--	--	--	--	
	USNTDP	U17	1	0	0	0	0	-2	--	--	--	--	--	--	--	--	--	
	USNTDP	U18	38	16	13	29	18	--	--	--	--	--	--	--	--	--	--	
	United States	WJC-18	7	4	2	6	4	4	--	--	--	--	--	--	--	--	--	
2010-11	Notre Dame	CCHA	40	6	13	19	4	14	0	1	0	58	--	--	--	--	--	
2011-12	Notre Dame	CCHA	40	5	6	11	14	-2	0	0	1	78	--	--	--	--	--	
2012-13	Notre Dame	CCHA	41	15	19	34	4	25	5	1	4	121	--	--	--	--	--	
2013-14	Notre Dame	HE	40	17	16	33	12	16	4	2	3	132	--	--	--	--	--	
	Wilkes-Barre	AHL	2	0	0	0	0	0	0	0	0	2	1	0	0	0	0	
2014-15	<b>PITTSBURGH</b>	<b>NHL</b>	<b>14</b>	<b>1</b>	<b>1</b>	<b>2</b>	<b>4</b>	<b>-3</b>	<b>0</b>	<b>0</b>	<b>0</b>	<b>34</b>	--	--	--	--	--	
	Wilkes-Barre	AHL	45	13	14	27	14	6	3	0	3	109	3	2	0	2	0	
2015-16	<b>PITTSBURGH</b>	<b>NHL</b>	<b>41</b>	<b>4</b>	<b>7</b>	<b>11</b>	<b>12</b>	<b>1</b>	<b>0</b>	<b>0</b>	<b>1</b>	<b>68</b>	<b>23</b>	<b>6</b>	<b>3</b>	<b>9</b>	<b>6</b>	
	Wilkes-Barre	AHL	16	3	3	6	2	-5	1	0	1	40	--	--	--	--	--	
2016-17	<b>PITTSBURGH</b>	<b>NHL</b>	<b>57</b>	<b>15</b>	<b>13</b>	<b>28</b>	<b>8</b>	<b>4</b>	<b>0</b>	<b>0</b>	<b>1</b>	<b>110</b>	<b>23</b>	<b>7</b>	<b>2</b>	<b>9</b>	<b>10</b>	
2017-18	<b>PITTSBURGH</b>	<b>NHL</b>	<b>69</b>	<b>13</b>	<b>25</b>	<b>38</b>	<b>26</b>	<b>11</b>	<b>2</b>	<b>2</b>	<b>3</b>	<b>123</b>	<b>12</b>	<b>3</b>	<b>0</b>	<b>3</b>	<b>4</b>	
2018-19	<b>PITTSBURGH</b>	<b>NHL</b>	<b>72</b>	<b>18</b>	<b>17</b>	<b>35</b>	<b>24</b>	<b>10</b>	<b>0</b>	<b>2</b>	<b>4</b>	<b>141</b>	<b>4</b>	<b>0</b>	<b>0</b>	<b>0</b>	<b>2</b>	
2019-20	<b>PITTSBURGH</b>	<b>NHL</b>	<b>55</b>	<b>27</b>	<b>29</b>	<b>56</b>	<b>30</b>	<b>14</b>	<b>8</b>	<b>1</b>	<b>4</b>	<b>151</b>	<b>4</b>	<b>1</b>	<b>2</b>	<b>3</b>	<b>2</b>	
2020-21	<b>PITTSBURGH</b>	<b>NHL</b>	<b>56</b>	<b>22</b>	<b>20</b>	<b>42</b>	<b>18</b>	<b>9</b>	<b>6</b>	<b>0</b>	<b>6</b>	<b>154</b>	<b>6</b>	<b>2</b>	<b>1</b>	<b>3</b>	<b>4</b>	
2021-22	<b>PITTSBURGH</b>	<b>NHL</b>	<b>60</b>	<b>24</b>	<b>34</b>	<b>58</b>	<b>136</b>	<b>53</b>	<b>9</b>	<b>0</b>	<b>1</b>	<b>180</b>	<b>7</b>	<b>2</b>	<b>6</b>	<b>8</b>	<b>4</b>	
<b>PIT/NHL TOTALS</b>			<b>424</b>	<b>124</b>	<b>146</b>	<b>270</b>	<b>136</b>	<b>53</b>	<b>25</b>	<b>5</b>	<b>20</b>	<b>961</b>	<b>79</b>	<b>21</b>	<b>14</b>	<b>35</b>	<b>32</b>	



44

## CAREER HIGHS

**1 GOALS IN A GAME**  
LAST: [12 times],  
04.04.22 vs. TOR

**2 ASSISTS IN A GAME**  
LAST: [3 times],  
03.11.19 at TOR

**3 POINTS IN A GAME**  
LAST: [1 time],  
11.12.17 vs. NJ

**6 SHOTS ON GOAL**  
LAST: [1 time],  
12.17.19 vs. OTT

**6 PENALTY MINUTES**  
LAST: [1 time],  
05.10.21 at FLA

**2 GOAL STREAK**  
LAST:  
10.07.17-10.09.17 [2]

**3 ASSIST STREAK**  
LAST:  
02.10.22-02.15.22 [3]

**3 POINT STREAK**  
LAST:  
04.04.22-04.08.22 [1G-2A]

**0 HAT TRICKS**  
LAST: N/A



## SOCIAL

| @janrutta

| @ruticz

# JAN RUTTA

POS	HT	WT	SHOOTS	SIGNED THROUGH
<b>D</b>	<b>6-3</b>	<b>204</b>	<b>RIGHT</b>	<b>2024.25</b>

PRONOUNCED | ROO-tuh, YAHN

DOB | 7/29/90

BIRTHPLACE | Pisek, CZE

ACQUIRED | Signed as an unrestricted free agent on July 13, 2022.



## CAREER HIGHS SET

2021.22 SEASON

GAMES	PLUS/MINUS
<b>76</b>	<b>+25</b>
ASSISTS	HITS
<b>15</b>	<b>93</b>

## TBL +/- LEADERS

2021-22 PLAYOFFS

Ryan McDonagh	D	<b>+19</b>
Ondrej Palat	LW	<b>+18</b>
Erik Cernak	D	<b>+13</b>
Nikita Kucherov	RW	<b>+13</b>
Anthony Cirelli	C	<b>+10</b>
Jan Rutta	D	<b>+8</b>

## 2021.22 HIGHLIGHTS

- Competed in 76 games for Tampa Bay Lightning, recording 18 points (3G-15A).
- Established career highs in games played (76), assists (15), plus/minus (+25), hits (93) and blocked shots (71).
- Contributed one goal, four assists and five points in 17 playoff games, making it to the Stanley Cup Final for the third-consecutive season.

## PERSONAL

- Can't live without dumplings from the Czech Republic.

## PROFESSIONAL CAREER

- Is a two-time Stanley Cup Champion with the Tampa Bay Lightning in 2020 and 2021.
- During his time in the NHL, has competed in 238 games registering 65 points (16G-49A) with Chicago and Tampa Bay.
- Appeared in 26 career AHL games between Rockford Icehogs and Syracuse Crunch, scoring four goals, eight assists and 12 points.
- Traded to Tampa Bay by Chicago with Chicago's 7th-round pick in 2019.
- Signed as a free agent by the Chicago Blackhawks in June of 2017.
- Completed 194 games and registered 31 goals, 56 assists and 87 points as a member of Piratí Chomutov in the Czechia league from 2012-17.
- Recorded a career-high of 32 points (8G-24A) with the Piratí Chomutov during the 2016-17 season. Finished third on the team in points and first in assists.

## INTERNATIONAL CAREER

- Competed for Czechia in the World Cup in 2016-17 and 2018-19 scoring 4 points (2G-2A) in 18 games played.





24

## CAREER HIGHS

**1 GOALS IN A GAME**  
LAST: (7 times),  
04.09.22 at DAL

**2 ASSISTS IN A GAME**  
LAST: (7 times),  
02.08.22 at MON

**3 POINTS IN A GAME**  
LAST: (1 time),  
11.09.21 vs. FLA

**4 SHOTS ON GOAL**  
LAST: (1 time),  
02.16.21 at NYR

**6 PENALTY MINUTES**  
LAST: (1 time),  
04.12.22 at ARI

**2 GOAL STREAK**  
LAST:  
04.07.22-04.09.22 (2)

**3 ASSIST STREAK**  
LAST:  
12.03.21-12.08.21 (3)

**5 POINT STREAK**  
LAST:  
01.14.21-01.24.21 (2G-5A)

**0 HAT TRICKS**  
LAST: N/A



# TY SMITH

POS

D

HT

5-11

WT

180

SHOOTS

LEFT

SIGNED THROUGH

2022.23

PRONOUNCED | SMITH, TIGH

DOB | 3/24/00

BIRTHPLACE | Lloydminster, AB, CAN



ACQUIRED | From New Jersey with a 2023 third-round draft pick for John Marino on July 16, 2022.

## GOLD MEDALIST



**2020**  
World Junior  
Championship

## NHL POINT LEADERS AMONG ROOKIE DEFENSEMEN | 2020.21

NJD	Ty Smith	<b>23</b> points
OTT	Artem Zub	<b>14</b> points
NYR	K'Andre Miller	<b>12</b> points
VGK	Zach Whitecloud	<b>12</b> points
CAR	Jake Bean	<b>12</b> points

### 2021.22 HIGHLIGHTS

- Completed 66 games with the New Jersey Devils, registering five goals, 15 assists and 20 points.
- Set career highs in games played (66), goals (5), hits (45) and blocked shots (73).

### PROFESSIONAL CAREER

- Registered 43 points (7G-36A) in 114 games in two seasons with New Jersey.
- Led all NHL rookie defensemen with 23 points (2G, 21A) in 48 games during the 2020-21 season.
- Was named to the NHL All-Rookie Team in 2020-21.
- Had five consecutive games with at least one point to start his career, the second-longest streak by an NHL rookie defenseman since Marek Zidlicky notched a point in six straight games to begin the 2003-04 season.

### AMATEUR CAREER

- Played five seasons with the Spokane Chiefs of the WHL, appearing in 240 games and recording 45 goals, 190 assists and 235 points.
- Appeared in 22 career WHL playoff games with the Chiefs, posting three goals, 13 assists, 16 points and a plus-9.
- Was named the CHL Defenseman of the Year in 2018-19 after notching 69 points (7G-62A) in 57 games.
- Won the Bill Hunter Trophy as the top defenseman in the WHL in 2018-19 and 2019-20.
- Served as team captain with the Chiefs from 2018-20.
- Member of the WHL West First All-Star Team during the 2017-18, 2018-19 and 2019-20 seasons.

### INTERNATIONAL

- Won a gold medal with Team Canada at the 2020 World Junior Championship. Had three assists in seven games.
- Won a gold medal with Team Canada at the Hlinka Gretzky Cup in 2018.

## SOCIAL




| @\_tysmith\_24



| @tysmith\_6





16

## CAREER HIGHS

3

**GOALS IN A GAME**  
LAST: [2 times],  
03.07.19 at TBL

4

**ASSISTS IN A GAME**  
LAST: [1 time]  
02.27.18 vs. STL

5

**POINTS IN A GAME**  
LAST: [1 time],  
02.27.18 vs. STL (1G-4A)

10

**SHOTS ON GOAL**  
LAST: [1 time]  
10.11.18 vs. CHI

5

**PENALTY MINUTES**  
LAST: [3 times]  
04.09.22 at WSH

5

**GOAL STREAK**  
LAST:  
11.08.17-11.16.17 (8)

5

**ASSIST STREAK**  
LAST:  
11.23.16-12.02.16 (5)

7

**POINT STREAK**  
LAST:  
01.10.18-01.30.18 (5G-2A)

2

**HAT TRICKS**  
LAST: 03.07.19 at  
TBL (3G)



## SOCIAL



| @Jason\_Zucker16



| @Jason\_Zucker16

## JASON ZUCKER

POS	HT	WT	SHOOTS	SIGNED THROUGH
<b>F</b>	<b>5-11</b>	<b>192</b>	<b>LEFT</b>	<b>2022.23</b>

PRONOUNCED | ZUH-KUHR, JAY-suhn

DOB | 1/16/92 BIRTHPLACE | Newport Beach, CA

ACQUIRED | From Minnesota for Alex Galchenyuk, Calen Addison and a 2021 1st-round pick on Feb. 10, 2020.

## RANKS IN WILD HISTORY ALL-TIME

Games Played [456]	<b>13th</b>
Goals [132]	<b>4th</b>
Assists [111]	<b>16th</b>
Points [243]	<b>9th</b>
Game-Winning Goals [22]	<b>5th</b>

## 2021.22 HIGHLIGHTS

- Was limited to 41 games due to various injuries.
- Tallied 17 points (8G-9A) in 41 games.
- Recorded two goals and season-high seven shots on goal in return from injury on Jan. 17 at Vegas.
- Tallied two assists in five postseason games.

## PROFESSIONAL CAREER

- Has played 10-plus NHL seasons with Minnesota and Pittsburgh.
- Recipient of the 2019 King Clancy Memorial Trophy, which is awarded to "the player who best exemplifies leadership qualities on and off the ice and has made a noteworthy humanitarian contribution to his community." Was also a finalist for the award in 2018.
- In 2017-18, set career highs across the board in games played (82), goals (33), assists (31), points (64), power-play, game-winning goals (7) and shots (222).
- Tied with teammate Ryan Suter for the NHL lead with a career-best plus-34 in 2016-17, which also tied for best mark in Minnesota franchise history.
- Owns Minnesota franchise record for fastest goal to start a game (10 seconds), which was achieved twice (April 6, 2017 at Colorado; Oct. 25, 2015 at Winnipeg). Also owns franchise mark for fastest goal to start a period (eight seconds, third period, Jan. 16, 2014 vs. Edmonton).
- Selected by Minnesota in the second round (59th overall) of the 2010 NHL Draft. He became the first Nevada-raised player drafted to the NHL.
- Played parts of two seasons in the American Hockey League with Houston (2012-13) and Iowa (2013-14). Totaled 32 goals, 63 points and 16 power-play goals in 77 career games.
- Named to 2013 AHL All-Rookie Team and played in the AHL All-Star Game.

## KING CLANCY

RECIPIENT OF THE 2019 KING CLANCY MEMORIAL TROPHY, AWARDED TO "THE PLAYER WHO BEST EXEMPLIFIES LEADERSHIP QUALITIES ON AND OFF THE ICE AND HAS MADE A NOTEWORTHY HUMANITARIAN CONTRIBUTION TO HIS COMMUNITY."  
WAS ALSO A FINALIST IN 2018

## AMATEUR CAREER

- Played two seasons of collegiate hockey with the University of Denver from 2010-12.
- Posted 45 goals, 46 assists, 91 points, 11 power-play goals, 10 game-winning goals and a plus-28 in 78 career college contests.
- Named to 2011 and 2012 WCHA Second All-Star Team, 2011 WCHA All-Rookie Team, 2011 Freshman of the Year and 2012 NCAA West Second All-American Team.
- Ranked second in goals (23) and third in points (45) in the WCHA during freshman campaign in 2010-11.
- Participated in two seasons with the U.S. National Team Development Program (2008-10), where he was teammates with Bryan Rust.

## INTERNATIONAL

- Competed in five international tournaments for the United States in the World Under-18 Junior Championship (2009, '10) and World Junior Championship (2010, '11, '12).
- Has won four medals (three gold, one bronze) during international play.
- Won three gold medals in a single calendar year with the United States at the 2009 and '10 WJC-18 and 2010 WJC.
- Earned a bronze medal at the 2011 WJC with the United States.
- Served as captain of the 2012 WJC team.

## PERSONAL

- Raised over \$1.3 million for the Zucker Family Suite and Broadcast Studio at the University of Minnesota Masonic Children's Hospital with the #GIVE16 initiative.
- Born in Newport Beach, California but raised in Las Vegas, Nevada.
- Married, Carly, with two daughters, Sophia and Stella, and one son, Hendrix.

# 10+

NHL SEASONS

## CAREER STATISTICS

YEAR	TEAM	LEAGUE	REGULAR SEASON										PLAYOFFS					
			GP	G	A	PTS	PIM	+/-	PP	SH	GW	S	GP	G	A	PTS	PIM	
2008-09	USNTDP	NAHL	36	11	5	16	55	--	--	--	--	--	--	--	--	--	--	--
	USNTDP	UI7	12	8	6	14	--	--	--	--	--	--	--	--	--	--	--	--
	USNTDP	UI8	16	2	6	8	8	--	--	--	--	--	--	--	--	--	--	--
2009-10	United States	WJC-18	7	1	5	6	0	--	--	--	--	--	--	--	--	--	--	--
	USNTDP	USHL	22	11	7	18	23	--	--	--	--	--	--	--	--	--	--	--
	USNTDP	UI8	38	18	17	35	24	--	--	--	--	--	--	--	--	--	--	--
	United States	WJC-18	7	2	0	2	2	0	0	0	1	--	--	--	--	--	--	--
2010-11	United States	WJC	7	2	0	2	2	0	0	0	1	--	--	--	--	--	--	--
	Denver	WCHA	40	23	22	45	59	23	2	1	7	162	--	--	--	--	--	--
2011-12	United States	WJC	4	1	0	1	0	0	0	0	0	--	--	--	--	--	--	--
	Denver	WCHA	38	22	24	46	38	5	9	0	3	176	--	--	--	--	--	--
	United States	WJC	6	3	4	7	2	1	0	1	0	--	--	--	--	--	--	--
2012-13	MINNESOTA	NHL	6	0	2	2	2	-2	0	0	0	10	--	--	--	--	--	--
	MINNESOTA	NHL	20	4	1	5	8	4	0	0	0	34	5	1	1	2	0	0
2013-14	Houston	AHL	55	24	26	50	43	-6	12	1	8	205	1	0	0	0	0	0
	MINNESOTA	NHL	21	4	1	5	2	2	1	0	1	40	--	--	--	--	--	--
2014-15	Iowa	AHL	22	8	5	13	55	-8	4	0	1	80	--	--	--	--	--	--
	MINNESOTA	NHL	51	21	5	26	18	-9	1	1	3	124	10	2	1	3	2	2
2015-16	MINNESOTA	NHL	71	13	10	23	20	-4	0	1	1	158	6	0	2	2	2	2
2016-17	MINNESOTA	NHL	79	22	25	47	30	34*	1	0	3	172	5	1	0	1	2	2
2017-18	MINNESOTA	NHL	82	33	31	64	44	8	7	1	7	222	5	0	0	0	0	0
2018-19	MINNESOTA	NHL	81	21	21	42	28	-9	7	0	5	214	--	--	--	--	--	--
2019-20	MINNESOTA	NHL	45	14	15	29	19	-3	5	0	2	75	--	--	--	--	--	--
	PITTSBURGH	NHL	15	6	6	12	2	-1	2	0	2	36	4	2	0	2	0	0
2020-21	PITTSBURGH	NHL	38	9	9	18	21	-8	1	0	1	67	6	2	1	3	2	2
2021-22	PITTSBURGH	NHL	41	8	9	17	15	-2	2	0	0	102	5	0	2	2	2	2
NHL TOTALS			550	155	135	290	209	10	27	3	25	1254	46	8	7	15	10	
PITTSBURGH TOTALS			94	23	24	47	38	-11	5	0	3	205	15	4	3	7	4	

\* NHL LEADER









# TAYLOR FEDUN

POS	HT	WT	SHOOTS	SIGNED THROUGH
<b>D</b>	<b>6-1</b>	<b>200</b>	<b>RIGHT</b>	<b>2023.24</b>

PRONOUNCED | fuh-DOON, TAY-luhr

DOB | 6/4/88 BIRTHPLACE | Edmonton, AB 

ACQUIRED | Signed as a free agent on July 28, 2021.

## 2021.22 HIGHLIGHTS

- Served as team captain with the Wilkes-Barre/Scranton Penguins of the AHL.
- Dressed in 44 games for WBS, recording five goals, 11 assists and 16 points and was a plus-12.
- His plus-12 ranked third-best on WBS.

## PROFESSIONAL CAREER

- Has played parts of seven seasons in the NHL with Edmonton, San Jose, Vancouver, Buffalo and Dallas.
- Appeared in a total of 127 career NHL games, recording 35 points (8G-27A) and a plus-7.


- Has 18 games of Stanley Cup Playoff experience.
- His best season came with Dallas in 2018-19 where he recorded career highs across the board in games played (54), goals (4), assists (7) and points (11).
- Was named the Stars' nominee for the Bill Masterton Memorial Trophy for the 2018-19 season, which is awarded annually to the NHL player who best exemplifies the qualities of perseverance, sportsmanship and dedication to hockey.
- Spent parts of 11 seasons in the AHL, picking up 46 goals, 151 assists, 197 points and a plus-43 in 400 career regular-season games.
- Served as an alternate captain for multiple AHL teams including Rochester (2017-19), Utica (2015-16) and Oklahoma City (2013-14).

## AMATEUR CAREER

- Played four seasons of collegiate hockey with Princeton University, where he suited up for 127 games and registered 68 points (20G-48A).
- Won the ECAC championship with Princeton in 2008.
- Captained the Tigers his senior year in 2010-11, when he was also named to the ECAC First All-Star Team.

## CAREER STATISTICS

YEAR	TEAM	LEAGUE	REGULAR SEASON											PLAYOFFS				
			GP	G	A	PTS	PIM	+/-	PP	SH	GW	S	GP	G	A	PTS	PIM	
2007-08	Princeton	NCAA	32	4	10	14	32	--	--	--	--	--	--	--	--	--	--	--
2008-09	Princeton	NCAA	35	3	12	15	50	--	--	--	--	--	--	--	--	--	--	--
2009-10	Princeton	NCAA	31	3	14	17	34	--	--	--	--	--	--	--	--	--	--	--
2010-11	Princeton	NCAA	29	10	12	22	38	--	7	0	1	--	--	--	--	--	--	--
2012-13	Oklahoma City	AHL	70	8	19	27	30	2	3	0	2	92	17	3	5	8	31	--
2013-14	<b>EDMONTON</b>	<b>NHL</b>	4	2	0	2	0	-1	0	0	0	6	--	--	--	--	--	--
	Oklahoma City	AHL	65	10	28	38	51	6	6	0	3	190	3	0	1	1	4	--
2014-15	<b>SAN JOSE</b>	<b>NHL</b>	7	0	4	4	4	0	0	0	0	12	--	--	--	--	--	--
	Worcester	AHL	65	6	28	34	37	12	2	0	0	121	4	1	0	1	6	--
2015-16	<b>VANCOUVER</b>	<b>NHL</b>	1	0	1	1	0	1	0	0	0	0	--	--	--	--	--	--
	Utica	AHL	63	8	25	33	48	3	6	0	3	169	4	0	0	0	4	--
2016-17	<b>BUFFALO</b>	<b>NHL</b>	27	0	7	7	16	3	0	0	0	24	--	--	--	--	--	--
	Rochester	AHL	29	5	18	23	29	1	--	--	--	--	--	--	--	--	--	--
2017-18	<b>BUFFALO</b>	<b>NHL</b>	7	0	1	1	2	-1	0	0	0	8	--	--	--	--	--	--
	Rochester	AHL	45	3	13	16	32	5	--	--	--	--	3	0	0	0	2	--
2018-19	<b>DALLAS</b>	<b>NHL</b>	54	4	7	11	14	2	0	0	0	86	7	0	0	0	2	--
	Rochester	AHL	9	0	5	5	2	3	--	--	--	--	--	--	--	--	--	--
	Texas	AHL	3	1	2	3	4	2	--	--	--	--	--	--	--	--	--	--
2019-20	<b>DALLAS</b>	<b>NHL</b>	27	2	7	9	8	3	0	0	0	40	11	0	0	0	4	--
	Texas	AHL	5	0	2	2	8	-3	--	--	--	--	--	--	--	--	--	--
2020-21	Texas	AHL	2	0	0	0	4	0	--	--	--	--	--	--	--	--	--	--
2021-22	Wilkes-Barre	AHL	44	5	11	16	18	12	0	0	1	81	--	--	--	--	--	--
<b>NHL TOTALS</b>			<b>127</b>	<b>8</b>	<b>27</b>	<b>35</b>	<b>44</b>	<b>7</b>	<b>0</b>	<b>0</b>	<b>0</b>	<b>176</b>	<b>18</b>	<b>0</b>	<b>0</b>	<b>0</b>	<b>6</b>	



# JORDAN FRASCA

POS	HT	WT	SHOOTS	SIGNED THROUGH
<b>F</b>	<b>6-2</b>	<b>183</b>	<b>LEFT</b>	<b>2024.25</b>

PRONOUNCED | FRAS-kuh, JOHR-duhn

DOB | 7/5/01      BIRTHPLACE | Caledon, ON 

ACQUIRED | Signed as a free agent on March 1, 2022.

# 46

## 2021.22 HIGHLIGHTS

- Appeared in 61 games for the Kingston Frontenacs (OHL), where he served as an alternate captain.
- Recorded career highs across the board in goals (42), assists (45), points (87), plus/minus (+31), power-play goals (13) and game-winning goals (4).
- His 42 goals were second most on Kingston and ranked eighth in the entire OHL.

## AMATEUR CAREER

- Played parts of four seasons in the OHL from 2017-2022, splitting time between the Windsor Spitfires and Kingston Frontenacs.
- Recorded a total of 67 goals, 88 assists and 155 points in 190 career OHL games.

## CAREER STATISTICS

YEAR	TEAM	LEAGUE	REGULAR SEASON											PLAYOFFS				
			GP	G	A	PTS	PIM	+/-	PP	SH	GW	S	GP	G	A	PTS	PIM	
2017-18	Chatham	GOJHL	43	12	26	38	38	-	-	-	-	-	13	1	4	5	6	
	Windsor	OHL	11	1	1	2	2	5	-	-	-	-	-	-	-	-	-	
2018-19	Windsor	OHL	60	9	14	23	10	0	-	-	-	-	4	0	0	0	0	
2019-20	Kingston	OHL	58	15	28	43	45	-27	-	-	-	-	-	-	-	-	-	
2020-21	Kingston	OHL	0	0	0	0	0	-	-	-	-	-	-	-	-	-	-	
2021-22	Kingston	OHL	61	42	45	87	30	31	-	-	-	-	10	4	8	12	9	



# TAYLOR GAUTHIER

POS	HT	WT	CATCHES	SIGNED THROUGH
<b>G</b>	<b>6-2</b>	<b>207</b>	<b>RIGHT</b>	<b>2024.25</b>

PRONOUNCED | GOH-t'yay, TAY-luhr

DOB | 2/15/01      BIRTHPLACE | Calgary, AB 

ACQUIRED | Signed a three-year, entry-level contract with the Penguins March 1, 2022.

# 33

## 2021.22 HIGHLIGHTS

- Split the season between the Prince George Cougars (14GP) and Portland Whitehawks (28GP) of the WHL. In 42 total games, he went 31-9-0 with a 2.34 goals-against average and a league-leading .928 save percentage with four shutouts.
- His 2.34 goals-against average ranked fourth in the league last season.
- Established a new Winterhawks record shutout sequence of 252:11 minutes which included a stretch of three-consecutive shutouts.
- Named to WHL First All-Star Team.

## AMATEUR CAREER


- Suited up for 194 career WHL games split between Prince George and Portland where he went 77-91-16 with a 3.03 goals-against average, .909 save percentage and 10 shutouts.

## INTERNATIONAL CAREER

- Won a silver medal with Team Canada at the 2021 World Junior Championship, as well as the 2019 World Under-18 Championship.

## CAREER STATISTICS

YEAR	TEAM	LEAGUE	REGULAR SEASON										PLAYOFFS					
			GP	W	L	OTL	MIN	GA	SO	GAA	SV%	GP	W-L	MIN	GA	SO	GAA	SV%
2017-18	Prince George	WHL	32	8	18	3	-	-	0	3.96	.885	-	-	-	-	-	-	-
	Canada White U17	WHC-17	5	2	3	0	-	-	0	2.42	.915	-	-	-	-	-	-	-
2018-19	Prince George	WHL	55	15	30	6	-	-	3	3.25	.899	-	-	-	-	-	-	-
	Canada U18	WJC-18	4	3	1	0	-	-	0	3.02	.914	-	-	-	-	-	-	-
2019-20	Prince George	WHL	50	16	26	7	-	-	2	2.93	.917	-	-	-	-	-	-	-
2020-21	Prince George	WHL	15	7	8	0	-	-	1	2.74	.915	-	-	-	-	-	-	-
	Canada U20	WJC-20	0	-	-	-	-	-	-	-	-	-	-	-	-	-	-	-
2021-22	Prince George	WHL	14	7	5	0	-	-	0	2.75	.923	-	-	-	-	-	-	-
	Portland	WHL	28	24	4	0	-	-	4	2.16	.931	11	7-4	-	-	1	1.92	.937



# TY GLOVER

POS

F

HT

6-3

WT

201

SHOOTS

LEFT

SIGNED THROUGH

2024.25

PRONOUNCED | GLUH-vuhr, TIGH

DOB | 10/1/2000      BIRTHPLACE | Salford, England 

ACQUIRED | Signed as a free agent on March 29, 2022.

51

## 2021.22 HIGHLIGHTS

- Appeared in two games playing for Wilkes-Barre/Scranton (AHL).
- Tallied 21 points (8G-13A) in 39 games for Western Michigan (NCAA).
- His 13 assists ranked eighth on his team at WMU, while his goal and point totals both ranked ninth among his teammates.
- Played with fellow development camp attendees Aidan Fulp and Max Sasson at Western Michigan last season.

## AMATEUR CAREER


- While a member of the Western Michigan University men's hockey team, he registered 13 goals, 19 assists, and 32 points in a total of 63 games.
- Played for the Lincoln Stars (USHL) in 2019-20 in a total of 47 games, recording 14 points (8G-6A).

## PERSONAL

- Jason Golver, his father, played for multiple teams in the UHL and IHL.

## CAREER STATISTICS

YEAR	TEAM	LEAGUE	REGULAR SEASON										PLAYOFFS				
			GP	G	A	PTS	PIM	+/-	PP	SH	GW	S	GP	G	A	PTS	PIM
2018-19	Buffalo Jr. Sabres	OJHL	47	19	23	42	45	-	--	--	--	--	--	--	--	--	--
	Canada East U19	WJAC-19	4	0	0	0	0	-	--	--	--	--	4	0	1	1	0
2019-20	Lincoln	USHL	47	8	6	14	58	-16	0	0	0	56	--	--	--	--	--
2020-21	Western Michigan	NCAA	24	5	6	11	10	-12	1	0	1	78	--	--	--	--	--
2021-22	Western Michigan	NCAA	39	8	13	21	48	2	1	0	1	61	--	--	--	--	--
	Wilkes-Barre	AHL	2	0	0	0	0	0	1	0	1	54	--	--	--	--	--



# JONATHAN GRUDEN

POS

F

HT

6-0

WT

172

SHOOTS

LEFT

SIGNED THROUGH

2022.23

PRONOUNCED | GROO-duhn, JAWN-ah-thuhn

DOB | 5/4/00

BIRTHPLACE | Rochester Hills, MI



ACQUIRED | From Ottawa with a 2020 second-round pick in exchange for Matt Murray on Oct. 7, 2020.

45

## 2021.22 HIGHLIGHTS

- Completed his second season of professional hockey with the Wilkes-Barre/Scranton Penguins of the AHL.
- Appeared in a team-leading 75 games with WBS, noting 10 goals, 17 assists and 27 points.
- Posted three points [1G-2A] in five AHL playoff games.

## PROFESSIONAL CAREER

- Has played two seasons of professional hockey with WBS, tallying 16 goals, 25 assists and 41 points in 107 career AHL games.

- Traded to the Penguins on October 7, 2020 from the Ottawa Senators.
- Was originally drafted by Ottawa in the fourth round (95th overall) in the 2018 NHL Draft.

## AMATEUR CAREER

- Spent the 2019-20 season with the London Knights of the Ontario Hockey League, appearing in 59 games, recording 30 goals, 36 assists, 66 points and a plus-20.
- His 30 goals on London in 2019-20 ranked second on the team while his 66 points were fourth-most.
- Played one season of collegiate hockey with Miami University (Ohio) in 2018-19, accumulating 15 points [3G-12A] in 38 games.

- Was a member of the U.S. National Team Development Program for two seasons from 2016-18.

## INTERNATIONAL


- Served as an alternate captain of Team USA at the World Under-18 Championship in 2018, helping them to a silver medal.
- Played in five games for Team USA at the World Under-17 Championship in 2017, picking up an assist in five games.

## PERSONAL

- His father, John, is currently an assistant coach for the Boston Bruins.

## CAREER STATISTICS

YEAR	TEAM	LEAGUE	REGULAR SEASON										PLAYOFFS					
			GP	G	A	PTS	PIM	+/-	PP	SH	GW	S	GP	G	A	PTS	PIM	
2016-17	USNTDP	USHL	34	6	7	13	20	-17	--	--	--	--	--	--	--	--	--	--
	USNTDP	U-17	56	16	12	28	30	--	--	--	--	--	--	--	--	--	--	
	USNTDP	U-18	1	2	0	2	0	--	--	--	--	--	--	--	--	--	--	
	United States	WHC-17	5	0	1	1	2	--	--	--	--	--	--	--	--	--	--	
2017-18	USNTDP	USHL	25	15	19	34	20	28	--	--	--	--	--	--	--	--	--	
	USNTDP	U-18	61	28	32	60	46	--	--	--	--	--	--	--	--	--		
	United States	WJC-18	7	0	4	4	4	4	--	--	--	--	--	--	--	--		
2018-19	Miami (Ohio)	NCHC	38	3	12	15	12	-19	2	0	0	--	--	--	--	--		
2019-20	London	OHL	59	30	36	66	23	20	8	0	4	152	--	--	--	--		
2020-21	Wilkes-Barre	AHL	32	6	8	14	13	5	1	0	1	44	--	--	--	--		
2021-22	Wilkes-Barre	AHL	75	10	17	27	78	-3	0	1	1	79	5	1	2	3	6	



# FILIP HALLANDER

POS	HT	WT	SHOOTS	SIGNED THROUGH
<b>F</b>	<b>6-1</b>	<b>190</b>	<b>LEFT</b>	<b>2022.23</b>

PRONOUNCED | HAHL-uhn-duhr, FIHL-ihp

DOB | 6/29/00      BIRTHPLACE | Sundsvall, SWE 

ACQUIRED | Acquired from Toronto with a 2023 7th-round draft pick in exchange for Jared McCann on July 17, 2021.

# 36

## 2021.22 HIGHLIGHTS

- Suited up in one game for Pittsburgh.
- Made NHL debut on Apr. 7 against the Rangers.
- In his first season with Wilkes-Barre/Scranton (AHL), tallied 14 goals, 14 assists and 28 points in 61 games.

## PROFESSIONAL CAREER

- Has played one season of professional hockey in North America split between the Pittsburgh Penguins of the NHL and the Wilkes-Barre/Scranton Penguins of the AHL.


- Has posted 28 points (14G-14A) in 61 career AHL games.
- Prior to his move to North America, spent five seasons professionally in the SHL and Allsvenskan in Sweden, split between Lulea HF and Timra IK from 2016-21.
- In 123 career SHL games, recorded 25 goals, 34 assists and 59 points.
- Has tallied nine goals, 11 assists and 20 points in 48 career Allsvenskan games.
- Was originally drafted by the Penguins in the second round (58th overall) of the 2018 NHL Draft before being traded to Toronto on August 25, 2020 as part of the seven-piece deal that saw Pittsburgh acquire Kasper Kapanen.
- Was ranked as the 13th-best European skater prior to the 2018 NHL draft by NHL Central Scouting.

## INTERNATIONAL CAREER

- Has represented his home country several times, including most recently at the 2021 World Championship where he recorded one assist in five games.
- Played with Team Sweden at the 2019 World Junior Championship and appeared in five games.
- Also represented Sweden at the 2018 Ivan Hlinka Memorial Cup and 2017 World Hockey Challenge.

## CAREER STATISTICS

YEAR	TEAM	LEAGUE	REGULAR SEASON											PLAYOFFS				
			GP	G	A	PTS	PIM	+/-	PP	SH	GW	S	GP	G	A	PTS	PIM	
2016-17	Timrå IK	HockeyAllsvenskan	8	0	0	0	-3	0	3	1	0	1	0	1	2	3	6	
	Timrå IK J20	J20 SuperElit	34	9	15	24	11	14	4	0	0	0	0	1	5	6	12	
	Timrå IK J18	J18 Elit	4	4	2	6	4	0	--	--	--	--	--	1	11	12	24	
	Sweden U17	WJC-17	6	1	0	1	--	0	--	--	--	--	--	--	--	--	--	
2017-18	Timrå IK	HockeyAllsvenskan	40	9	11	20	6	4	9	1	1	2	2	2	7	9	8	
	Timrå IK J20	J20 SuperElit	1	0	0	0	-1	0	--	--	--	--	--	--	--	--	--	
	Sweden U18	WJC-18	5	3	1	4	--	2	--	--	--	--	--	--	--	--	--	
2018-19	Timrå IK	HockeyAllsvenskan	45	7	14	21	-2	4	7	5	3	8	0	--	--	--	--	
	Sweden U20	WJC-20	5	0	0	0	1	2	--	--	--	--	--	--	--	--	--	
2019-20	Luleå HF	SHL	27	5	9	14	8	2	--	--	--	--	--	--	--	--		
2020-21	Luleå HF	SHL	51	13	11	24	-1	12	7	2	1	3	4	--	--	--		
	Sweden	WC	5	0	1	1	2	2	--	--	--	--	--	--	--	--		
2021-22	Wilkes-Barre	AHL	61	14	14	28	22	-1	2	1	3	143	6	1	3	4	0	



# PIERRE-OLIVIER JOSEPH

POS	HT	WT	SHOOTS	SIGNED THROUGH
<b>D</b>	<b>6-2</b>	<b>185</b>	<b>LEFT</b>	<b>2023.24</b>

PRONOUNCED | JOH-sehf, PEE-air-oh-LIHV-ee-ay

DOB | 7/1/99

BIRTHPLACE | Laval, QC 

ACQUIRED | With Alex Galchenyuk from Arizona for Phil Kessel, Dane Birks and a 2021 4th-round pick on June 29, 2019.

# 73

## 2021.22 HIGHLIGHTS

- Split time between the Pittsburgh Penguins of the NHL and the Wilkes-Barre/Scranton Penguins of the AHL.
- Suited up in four games with Pittsburgh.
- Led all WBS defensemen with 10 goals, while his 33 points (10G-23A) in 61 games ranked second-best among team defensemen.
- Finished second (tied) on WBS in playoff scoring with five points (1G-4A) in six postseason games.

## PROFESSIONAL CAREER

- Completed three seasons of professional hockey split between Pittsburgh and WBS.
- Has appeared in 20 career NHL games for Pittsburgh, tallying one goal, four assists and five points.
- In 136 AHL with WBS, has noted 14 goals, 49 assists and 63 points.
- Has also registered five points (1G-4A) in six career AHL postseason contests.

## AMATEUR CAREER

- Originally drafted in the first round (23rd overall) in the 2017 NHL Draft by Arizona.
- Appeared in 235 QMJHL games over four seasons (2015-19), scoring a combined 140 points (29G-111A).

- His 47 points in 2018-19 ranked 11th among QMJHL defensemen while his plus-36 was tied for eighth-best among all QMJHL blueliners.
- Played in 59-career QMJHL playoff games, where he notched 30 points (5G-25A).
- Served as the captain of Charlottetown during the 2017-18 and '18-19 campaigns prior to his mid-season trade to Drummondville.
- Skated in 63 games during the 2017-18 season with Charlottetown, finishing first on the team in assists (33), second in points (46) and fourth in goals (13), all of which were career highs.


## PERSONAL

- Older brother, Mathieu, plays for the Tampa Bay Lightning and won the Stanley Cup with the team in 2020 and 2021.

## CAREER STATISTICS

YEAR	TEAM	LEAGUE	REGULAR SEASON										PLAYOFFS				
			GP	G	A	PTS	PIM	+/-	PP	SH	GW	S	GP	G	A	PTS	PIM
2015-16	Charlottetown	QMJHL	48	1	7	8	30	2	1	0	0	45	12	1	2	3	6
2016-17	Charlottetown	QMJHL	62	6	33	39	54	14	3	0	1	133	13	1	5	6	12
2017-18	Charlottetown	QMJHL	63	13	33	46	59	-5	5	0	5	150	18	1	11	12	24
2018-19	Charlottetown	QMJHL	27	7	18	25	36	8	2	0	1	85	--	--	--	--	--
	Drummondville	QMJHL	35	2	20	22	26	28	1	0	0	68	16	2	7	9	8
2019-20	Wilkes-Barre	AHL	52	3	14	17	32	2	0	0	1	82	--	--	--	--	--
2020-21	PITTSBURGH	NHL	16	1	4	5	6	1	0	0	0	27	--	--	--	--	--
	Wilkes-Barre	AHL	23	1	12	13	26	-12	1	0	0	37	--	--	--	--	--
2021-22	PITTSBURGH	NHL	4	0	0	0	2	-2	0	0	0	7	--	--	--	--	--
	Wilkes-Barre	AHL	61	10	23	33	44	8	1	0	2	148	6	1	4	5	6
PITTSBURGH TOTALS			20	1	4	5	8	-1	0	0	0	34	--	--	--	--	--





# NATHAN LEGARE

POS	HT	WT	SHOOTS	SIGNED THROUGH
<b>F</b>	<b>6-0</b>	<b>205</b>	<b>RIGHT</b>	<b>2023.24</b>

PRONOUNCED | LAY-gahr-AY, NAY-thuhn

DOB | 1/11/01      BIRTHPLACE | Montreal, QC 

ACQUIRED | Drafted by Penguins in the 3rd round (74th overall) of the 2019 NHL Draft.

# 34

## 2021.22 HIGHLIGHTS

- Played in his first season of professional hockey with the Wilkes-Barre/Scranton Penguins of the AHL.
- Notched seven goals, nine assists and 16 points in 57 games.
- Posted two points (1G-1A) in two AHL playoff games.

## PROFESSIONAL CAREER

- Has completed one season of professional hockey with WBS, notching 16 points (7G-9A) in 57 regular-season games.
- Pittsburgh moved up in the 2019 NHL Draft to select Legare with the 74th-overall pick in the third round. The Penguins traded three picks (98th, 151st and 207th) to the Arizona Coyotes in exchange for the earlier selection.
- Registered a team-leading three points (2G-1A) in two exhibition games during the 2019-20 preseason, including two goals in a 23-second span on Sept. 19, 2019 against Columbus.

## AMATEUR CAREER

- Played four seasons in the QMJHL with the Baie-Comeau Drakkar and the Val-d'Or Foreurs.
- Traded to Val d'Or on Dec. 20, 2020.

- Recorded 90 goals, 97 assists and 187 points in 191 games during his first three seasons with Baie-Comeau.
- Served as Baie-Comeau's captain during the 2019-20 season.
- Led his team in goals from 2018-20 (45 in 2018-19; 35 in 2019-20), as well as points in 2019-20 (71).
- Finished second (tied) in goals (45) and eighth in points (87) among all QMJHL players in 2018-19.

## INTERNATIONAL

- Represented Canada, alongside Pens' 2019 first-round pick Sam Poulin, at the 2019 Under-18 World Championship as an alternate captain. Legare finished third (tied) on the team with four goals in seven games.

## CAREER STATISTICS

YEAR	TEAM	LEAGUE	REGULAR SEASON											PLAYOFFS				
			GP	G	A	PTS	PIM	+/-	PP	SH	GW	S	GP	G	A	PTS	PIM	
2016-17	Saint-Eustache	QMAAA	40	20	31	51	72	20	--	--	--	--	5	0	2	2	14	
2017-18	Baie-Comeau	QMJHL	62	10	19	29	43	-4	2	1	0	95	5	0	1	1	2	
	Canada White	WHC-17	6	2	1	3	8	--	--	--	--	--	--	--	--	--	--	
2018-19	Baie-Comeau	QMJHL	68	45	42	87	52	37	14	0	6	271	7	3	1	4	6	
	Canada	WJC-18	7	4	0	4	4	3	--	--	--	--	--	--	--	--	--	
2019-20	Baie-Comeau	QMJHL	61	35	36	71	75	-24	14	2	6	351	--	--	--	--	--	
2020-21	Baie-Comeau	QMJHL	14	5	9	14	10	-1	2	0	0	76	--	--	--	--	--	
	Val-d'Or	QMJHL	19	11	13	24	21	19	5	0	3	82	15	14	4	18	12	
2021-22	Wilkes-Barre	AHL	57	7	9	16	30	-8	3	0	1	109	2	1	1	2	2	



# FILIP LINDBERG

POS	HT	WT	SHOOTSS	SIGNED THROUGH
<b>G</b>	<b>6-0</b>	<b>180</b>	<b>LEFT</b>	<b>2022.23</b>

PRONOUNCED | LIHND-buhrg, FIHL-ihp

DOB | 1/31/99      BIRTHPLACE | Espoo, FIN 

ACQUIRED | Signed a two-year contract with the Penguins as a free agent in 2021.

# 31

## 2021.22 HIGHLIGHTS

- Played in seven games for Wilkes-Barre/Scranton with a record of 4-2-0, 2.76 GAA and .915 SV%, prior to getting injured for the remainder of the season.
- Was named AHL's Goaltender of the Month for October, becoming just the eighth goalie in team history to be named AHL Goaltender of the Month, joining Casey DeSmith, Brad Thiessen, John Curry, Jeff Zatkoff, Peter Mannino, Eric Hartzell and Matt Murray.

## PROFESSIONAL CAREER

- Originally drafted by the Minnesota Wild in the seventh round (197th overall) of the 2019 NHL Draft.

## AMATEUR CAREER

- Was a member of the University of Massachusetts men's hockey team from 2018-2021.
- Backstopped UMass to the 2021 National Championship, won at PPG Paints Arena. He was named to the All-Tournament Team in 2021.
- In 49 career games, he went 29-10-6 with a 1.58 GAA, .937 SV% and 11 shutouts.
- His .937 SV% is the best in program history, while his 29 wins ranked as fifth-most.


- Tied for the third lowest single-season goals-against average (1.24) and posted the fourth-best save percentage (.949) in NCAA Division I men's ice hockey history in 2020-21.
- Set the NCAA record for career shutouts in the NCAA tournament (4) in 2020-21.

## INTERNATIONAL

- Won a gold medal with Finland at the 2019 IIHF World Junior Championship. Stopped all 18 shots he faced in his only game played.

## CAREER STATISTICS

YEAR	TEAM	LEAGUE	REGULAR SEASON										PLAYOFFS					
			GP	W	L	OTL	MIN	GA	SO	GAA	SV%	GP	W-L	MIN	GA	SO	GAA	SV%
2017-18	TUTO Hockey U20	SM-liiga	48	--	--	--	--	--	--	2.69	.922	--	--	--	--	--	--	--
2018-19	UMass	NCAA	17	11	4	0	880	22	4	1.60	.934	--	--	--	--	--	--	--
	Finland	WJC-20	1	--	--	--	--	--	--	--	.925	--	--	--	--	--	--	--
2019-20	UMass	NCAA	18	8	5	2	944	30	2	1.91	.927	--	--	--	--	--	--	--
2020-21	UMass	NCAA	15	10	1	4	922	19	5	1.24	.949	--	--	--	--	--	--	--
2021-22	Wilkes-Barre	AHL	7	4	2	0	370	17	0	2.76	.915	--	--	--	--	--	--	--



# JOSH MANISCALCO

POS

D

HT

6-2

WT

200

SHOOTS

RIGHT

SIGNED THROUGH

2022.23

PRONOUNCED | man-niss-cal-COH, JAWSH

DOB | 2/17/99

BIRTHPLACE | Perkiomenville, PA



ACQUIRED | Signed as a free agent on Aug. 21, 2020.

25

## 2021.22 HIGHLIGHTS

- Spent time between the Wilkes-Barre/Scranton Penguins of the AHL and the Wheeling Nailers of the ECHL.
- Appeared in two games for WBS.
- In 64 games with Wheeling, posted 17 goals, 36 assists, 53 points and a plus-3.
- His 53 points ranked third-best on the team.

## PROFESSIONAL CAREER

- Has completed two seasons of professional hockey split between the Wilkes-Barre/Scranton Penguins and the Wheeling Nailers.
- Has appeared in 10 career AHL games.
- Posted 17 goals, 36 assists and 53 points in 64 career ECHL contests.

## AMATEUR CAREER

- Has appeared in a total of 71 collegiate games with the Arizona State Sun Devils over the course of two seasons from 2018-20, where he tallied 52 points (15G-37A).
- At his time of leaving the program, his 52 points were sixth-most in team history.
- Was teammates with Penguins' co-owner Mario

Lemieux's son, Austin, both seasons he played at Arizona State.

- Played one season in the USHL in 2016-17 with the Dubuque Fighting Saints, where he served as team captain, accumulating 32 points (9G-23A) in 59 games.
- Spent two seasons with the U.S. National Team Development Program from 2015-17.
- Played two seasons of prep hockey at Shattuck St. Mary's in Minnesota from 2013-15 - the same school attended by current Penguins Sidney Crosby and Teddy Blueger.

## INTERNATIONAL

- Appeared in five games for Team USA at the World Under-17 Championship in 2016, recording two assists.

## CAREER STATISTICS

YEAR	TEAM	LEAGUE	REGULAR SEASON											PLAYOFFS				
			GP	G	A	PTS	PIM	+/-	PP	SH	GW	S	GP	G	A	PTS	PIM	
2013-14	Shattuck	14U AAA	65	17	50	67	83	--	--	--	--	--	--	--	--	--	--	--
2014-15	Shattuck	USHS-Prep	54	6	15	21	26	--	--	--	--	--	--	--	--	--	--	--
2015-16	USNTDP	USHL	35	3	6	9	40	-14	--	--	--	--	--	--	--	--	--	--
	USNTDP	U-17	57	5	13	18	78	--	--	--	--	--	--	--	--	--	--	--
	United States	WHC-17	5	0	2	2	8	--	--	--	--	--	--	--	--	--	--	--
2016-17	USNTDP Juniors	USHL	27	4	2	6	30	-9	--	--	--	--	--	--	--	--	--	--
	USNTDP	U-17	15	2	0	2	4	--	--	--	--	--	--	--	--	--	--	--
	USNTDP	U-18	42	2	10	12	54	--	--	--	--	--	--	--	--	--	--	--
2017-18	Dubuque	USHL	59	9	23	32	69	-16	--	--	--	--	5	0	1	1	4	
2018-19	Arizona State	Big-10	35	4	16	20	22	12	1	0	0	72	--	--	--	--	--	
2019-20	Arizona State	Big-10	36	11	21	32	38	12	4	1	4	82	--	--	--	--	--	
2020-21	Wilkes-Barre	AHL	8	0	0	0	4	1	0	0	0	6	--	--	--	--	--	
2021-22	Wilkes-Barre	AHL	2	0	0	0	12	-4	0	0	0	2	--	--	--	--	--	
	Wheeling	ECHL	64	17	36	53	72	3	--	--	--	--	10	3	4	7	14	



# ALEX NYLANDER

POS	HT	WT	SHOOTS	SIGNED THROUGH
<b>F</b>	<b>6-1</b>	<b>192</b>	<b>RIGHT</b>	<b>2022.23</b>

PRONOUNCED | NEE-lan-duhr, al-ehx-AN-duhr

DOB | 3/2/98      BIRTHPLACE | Calgary, AB 

ACQUIRED | Traded to Pittsburgh on January 5, 2022.

# 19

## 2021.22 HIGHLIGHTS

- Split the season between the Wilkes-Barre/Scranton Penguins and the Rockford Ice Hogs of the AHL.
- Suited up in 23 games for Rockford, registering 12 points (8G-4A) before being traded to the Penguins on Jan. 5.
- Tallied 14 goals, 16 assists and 30 points in 44 games with WBS.
- His combined 42 points (22G-20A) in 67 games were tied for the most among all WBS skaters.

## PROFESSIONAL CAREER

- Ranked first (tied) on WBS with three playoff goals, while also leading the team with six points (3G-3A) in six postseason games.
- Competed in parts of four NHL seasons split between the Buffalo Sabres and Chicago Blackhawks, tallying 13 goals, 19 assists and 32 points in 84 career regular-season games.
- First-career goal came on April 6, 2018 as a member of the Buffalo Sabres against the Tampa Bay Lightning.
- Best season came in 2019-20 as a member of the Chicago Blackhawks, where he netted career highs in games played (65), goals (10), assists (16) and points (26).
- Has eight games of Stanley Cup Playoff experience.

- Notched 128 points (52G-76A) in 232 career AHL regular-season games split between the Rochester Americans, Rockford IceHogs and Wilkes-Barre/Scranton Penguins.

## AMATEUR CAREER


- Competed for the Mississauga Steelheads in the OHL for one season (2015-16), noting team highs in goals (28), assists (47) and points (75) in 57 games played.
- Added a team-high 12 points (6G-6A) in six OHL postseason games.
- Was named both the CHL Rookie of the Year and OHL Rookie of the Year during the 2015-16 season

## PERSONAL

- Captured a silver medal with Team Sweden at the 2018 World Junior Championships.

## CAREER STATISTICS

YEAR	TEAM	LEAGUE	REGULAR SEASON											PLAYOFFS				
			GP	G	A	PTS	PIM	+/-	PP	SH	GW	S	GP	G	A	PTS	PIM	
2016-17	BUFFALO	NHL	4	0	1	1	0	-2	--	--	--	--	--	--	--	--	--	--
	Rochester	AHL	65	10	18	28	6	-24	--	--	--	--	--	--	--	--	--	--
	Sweden U20	WJC-20	7	5	7	12	0	7	--	--	--	--	--	--	--	--	--	--
	Sweden U20 (all)	International-Jr	10	6	7	13	2	7	--	--	--	--	--	--	--	--	--	--
2017-18	BUFFALO	NHL	3	1	0	1	0	-3	--	--	--	--	--	--	--	--	--	--
	Rochester	AHL	51	8	19	27	10	-3	--	--	--	--	3	0	0	0	--	--
	Sweden U20 "A"	WJC-20	7	1	6	7	2	3	--	--	--	--	--	--	--	--	--	--
	Sweden U20 (all)	International-Jr	7	1	6	7	2	3	--	--	--	--	--	--	--	--	--	--
2018-19	BUFFALO	NHL	12	2	2	4	4	-4	--	--	--	--	--	--	--	--	--	--
	Rochester	AHL	49	12	19	31	12	-11	--	--	--	--	--	--	--	--	--	--
2019-20	CHICAGO	NHL	65	10	16	26	10	-2	--	--	--	--	8	0	0	0	2	
2020-21	CHICAGO	NHL	0	0	0	0	0	0	--	--	--	--	--	--	--	--	--	
2021-22	Rockford	AHL	23	8	4	12	10	-2	--	--	--	--	--	--	--	--	--	
	Wilkes-Barre	AHL	44	14	16	30	8	-1	--	--	--	--	6	3	3	6	--	
<b>NHL TOTALS</b>			<b>84</b>	<b>13</b>	<b>19</b>	<b>32</b>	<b>14</b>	<b>-11</b>	<b>1</b>	<b>0</b>	<b>1</b>	<b>116</b>	<b>8</b>	<b>0</b>	<b>0</b>	<b>0</b>	<b>2</b>	



# XAVIER OUELLET

POS	HT	WT	SHOOTS	SIGNED THROUGH
<b>D</b>	<b>6-0</b>	<b>197</b>	<b>LEFT</b>	<b>2023.24</b>

PRONOUNCED | oo-LEHT, ehx-AV-ee-ay

DOB | 7/29/93 BIRTHPLACE | Bayonne, France 

ACQUIRED | Signed as a free agent on July 13, 2022.

## 2021.22 HIGHLIGHTS

- Served as team captain for the Laval Rocket of the AHL.
- Dressed in 61 games for Laval, registering eight goals, 33 assists and 41 points.
- His 41 points ranked third-best on the team and first among defensemen.
- Tallied nine points (1G-8A) in 15 postseason games.

## PROFESSIONAL CAREER

- Completed eight seasons of professional hockey split between the Detroit Red Wings and

Montreal Canadiens organization.

- Appeared in a total of 178 career NHL games, registering 28 points (5G-23A).
- His best season came with Detroit in 2016-17 where he notched career highs in games played (66), goals (3), assists (9) and points (12).
- Posted 36 goals, 123 assists and 159 points in 349 career AHL contests.
- Has suited up in 11 career Stanley Cup Playoff games, recording one assist and a plus-1.
- Named to the AHL All-Star Game during both the 2015 and 2016 seasons.
- Served as team captain for the Laval Rocket for multiple seasons (2018-22).
- Was originally drafted by Detroit in the second round (48th overall) of the 2011 NHL Entry Draft.

## AMATEUR CAREER

- Played four seasons in the QMJHL split between the Montreal Juniors and the Blainville-Boisbriand Armada (2010-13), where he tallied 41 goals, 119 assists and 160 points in 223 games.
- Two-time QMJHL First All-Star Team honoree (2012-13).
- Named to the QMJHL All-Rookie Team in 2010.
- Competed in 43 career postseason games, securing 37 points (10G-27A).
- Captained the Armada for two seasons (2011-13).


## INTERNATIONAL

- Competed in the World Junior Under-20 Championship registering three points (1G-2A).
- Won a gold medal at the at the Hlinka Gretzky Cup in the 2010-11 season.

## CAREER STATISTICS

YEAR	TEAM	LEAGUE	REGULAR SEASON											PLAYOFFS				
			GP	G	A	PTS	PIM	+/-	PP	SH	GW	S	GP	G	A	PTS	PIM	
2013-14	DETROIT	NHL	4	0	0	0	2	0	0	0	0	0	4	1	0	0	0	0
	Grand Rapids	AHL	70	4	13	17	22	3	0	0	1	92	8	0	0	0	0	
2014-15	DETROIT	NHL	21	2	1	3	2	4	0	0	0	27	--	--	--	--	--	
	Grand Rapids	AHL	52	1	15	16	24	0	0	0	0	110	16	1	5	6	8	
2015-16	DETROIT	NHL	5	0	1	1	2	-2	0	0	0	4	--	--	--	--	--	
	Grand Rapids	AHL	61	4	25	29	66	18	1	0	2	144	9	2	2	4	6	
	Grand Rapids	AHL	61	4	25	29	66	18	--	--	--	--	--	--	--	--	--	
2016-17	DETROIT	NHL	66	3	9	12	51	2	0	0	0	89	--	--	--	--	--	
2017-18	DETROIT	NHL	45	0	7	7	6	-3	0	0	0	57	--	--	--	--	--	
2018-19	MONTREAL	NHL	19	0	3	3	13	-3	0	0	0	32	--	--	--	--	--	
	Laval Rocket	AHL	47	7	21	28	20	-11	--	--	--	--	--	--	--	--	--	
2019-20	MONTREAL	NHL	12	0	2	2	4	0	0	0	0	8	10	0	1	1	14	
	Laval Rocket	AHL	39	9	15	24	13	-10	--	--	--	--	--	--	--	--	--	
2020-21	MONTREAL	NHL	6	0	0	0	2	-1	0	0	0	5	--	--	--	--	--	
	Laval Rocket	AHL	19	3	1	4	11	0	--	--	--	--	--	--	--	--	--	
2021-22	Laval Rocket	AHL	61	8	33	41	47	-5	--	--	--	--	15	1	8	9	10	
NHL TOTALS			178	5	23	28	82	-3	0	0	0	141	59	4	16	20	38	





# SAM POULIN

POS

F

HT

6-1

WT

208

SHOOTS

LEFT

SIGNED THROUGH

2023.24

PRONOUNCED | POO-lihn, SAM

DOB | 2/25/01

BIRTHPLACE | Blainville, QC



ACQUIRED | Drafted by Penguins in 1st round (21st overall) of 2019 NHL Draft.

22

## 2021.22 HIGHLIGHTS

- Competed in 72 games during his first season of professional hockey with the Wilkes-Barre/Scranton Penguins of the AHL.
- Notched 16 goals, 21 assists and 37 points.
- His 16 goals and 37 points each ranked third-best on the team.
- Took 150 shots, the second-most on the team.
- Tied for the team lead in playoff goals with three, while finishing third (tied) on WBS in points with four points (3G-1A) in six postseason games.

## PROFESSIONAL CAREER

- Completed one season of professional hockey with the Wilkes-Barre/Scranton Penguins (AHL).
- Registered 37 points (16G-21A) in 72 games during his first season with WBS.

## AMATEUR CAREER

- Compiled 204 points (80G-124A) in 173 games over his three-plus year career with Sherbrooke.
- Served as captain of Sherbrooke from 2019-21.
- His 204 points are the third-most in Sherbrooke history.
- Set a Sherbrooke single-game franchise record for assists and points when he tallied eight points (2G-6A) in a 9-4 Phoenix win over Shawinigan on Oct. 20, 2019.
- Finished eighth in assists (29) and tied for 11th

in points (45) among all QMJHL rookies while playing for Sherbrooke during the 2017-18 season.

## INTERNATIONAL

- Was invited to Team Canada's 2020 National Junior Team Sport Chek Summer Development Camp, set for July 27-31, 2020.
- Represented his home country at the 2019 World Under-18 Championship, recording one goal and one assist while skating in all seven games for Team Canada.

## PERSONAL


- His father, Patrick Poulin, appeared in 634 career NHL games with Hartford, Chicago, Tampa Bay and Montreal from 1991-2002.
- His godfather is former Penguins goaltender Jocelyn Thibault.

## CAREER STATISTICS

YEAR	TEAM	LEAGUE	REGULAR SEASON											PLAYOFFS				
			GP	G	A	PTS	PIM	+/-	PP	SH	GW	S	GP	G	A	PTS	PIM	
2017-18	Sherbrooke	QMJHL	55	16	29	45	42	13	4	0	0	169	11	5	1	6	6	
	Canada	WHC-17	6	0	3	3	0	--	--	--	--	--	--	--	--	--	--	
2018-19	Sherbrooke	QMJHL	67	29	47	76	46	8	8	0	2	253	10	8	6	14	4	
	Canada	WJ-18	7	1	1	2	2	-1	--	--	--	--	--	--	--	--	--	
2019-20	Sherbrooke	QMJHL	46	32	45	77	47	45	7	2	4	208	--	--	--	--	--	
2020-21	Sherbrooke	QMJHL	5	3	3	6	4	-5	1	0	0	22	--	--	--	--	--	
	Val-d'Or	QMJHL	19	8	17	25	10	19	1	1	1	60	15	11	8	19	12	
2021-22	Wilkes-Barre	AHL	72	16	21	37	51	-8	0	3	1	150	6	3	1	4	6	







# LUKAS SVEJKOVSKY

POS

F

HT

5-10

WT

165

SHOOTS

RIGHT

SIGNED THROUGH

2024.25

PRONOUNCED | svay-KAHV-skee, LOO-kuhs

DOB | 11/28/2001

BIRTHPLACE | Tampa, FL



ACQUIRED | Drafted by Penguins in 4th round (108th overall) of 2020 NHL Draft.

72

## 2021.22 HIGHLIGHTS

- Competed in the WHL where he played for the Medicine Hat Tigers and Seattle Thunderbirds, recording a total of 35 goals, 41 assists and 76 points in 57 games.
- Tallied 30 points (13G-17A) in 24 games for the Tigers.
- In 33 games with the Thunderbirds, he recorded 46 points (22G-24A).
- Reached the WHL Championship Series with the Thunderbirds. He recorded 11 goals, 16 assists and 27 points through 20 postseason games, with his 27 points ranking second in the WHL.

## PROFESSIONAL CAREER

- Drafted by the Pittsburgh Penguins in the fourth round (108th overall) in the 2020 NHL Draft.

## AMATEUR CAREER


- Has played four seasons in the WHL, split between the Vancouver Giants, Medicine Hat Tigers, and the Seattle Thunderbirds from 2018-22.
- In 196 career WHL games, he has recorded 74 goals, 88 assists and 162 points.

## PERSONAL

- Son of Jaroslav Svejksky, a former NHL player for the Washington Capitals and the Tampa Bay Lightning.
- Is good friends with Penguins defenseman Ty Smith.

## CAREER STATISTICS

YEAR	TEAM	LEAGUE	REGULAR SEASON											PLAYOFFS				
			GP	G	A	PTS	PIM	+/-	PP	SH	GW	S	GP	G	A	PTS	PIM	
2017-18	Wenatchee	BCHL	16	5	6	11	6	0	--	--	--	--	18	1	0	1	2	
2018-19	Vancouver	WHL	67	9	17	26	31	3	--	--	--	--	22	4	9	13	2	
2019-20	Vancouver	WHL	18	5	5	10	12	6	--	--	--	--	--	--	--	--	--	
	Medicine Hat	WHL	34	13	15	28	20	21	--	--	--	--	--	--	--	--	--	
2020-21	Medicine Hat	WHL	20	12	10	22	6	-4	--	--	--	--	--	--	--	--	--	
2021-22	Medicine Hat	WHL	24	13	17	30	22	-7	--	--	--	--	--	--	--	--	--	
	Seattle	WHL	33	22	24	46	38	23	--	--	--	--	24	11	17	28	10	



# COLIN SWOYER

POS

**D**

HT

**6-0**

WT

**185**

SHOOTS

**RIGHT**

SIGNED THROUGH

**2022.23**

PRONOUNCED | SWOY-uhr, KAW-lihn

DOB | 03/31/1998

BIRTHPLACE | Hinsdale, IL



ACQUIRED | Signed a one-year contract as a free agent on March 28, 2022.

# 62

## 2021.22 HIGHLIGHTS

- Completed his senior year at Michigan Tech of the NCAA, playing in 36 games and totaling of 23 points (5G-18A).
- His 23 points led all team defensemen and were tied for fourth on Michigan Tech.
- Appeared in five games with the Wilkes-Barre/Scranton Penguins (AHL) after the conclusion of his collegiate career.

## AMATEUR CAREER


- Completed in the NCAA for four years playing for Michigan Tech from 2018-22. Appeared in a total of 141 games and notched 72 points (14G-58A).
- Recipient of Gitzen-Loutit Memorial Award in the 2020-21 season, which is presented each year to Michigan Tech's most outstanding defenseman.
- Named All-WCHA Second Team and All-WCHA Academic Team in the 2020-21 season.
- During his junior season at Michigan Tech in 2020-21, he ranked fifth on the team for points (17), while playing in 30 games.
- Played two-plus seasons in the USHL from 2016-18.

## PERSONAL

- His father, Jim Swoyer, played hockey for Southern New Hampshire University, and is a former college hockey assistant coach.

## CAREER STATISTICS

YEAR	TEAM	LEAGUE	REGULAR SEASON											PLAYOFFS				
			GP	G	A	PTS	PIM	+/-	PP	SH	GW	S	GP	G	A	PTS	PIM	
2015-16	Chicago Fury 18U AAA	TIEHL 18U	32	12	28	40	68	-	-	-	-	-	-	4	3	1	4	6
	Chicago Steel	USHL	4	0	1	1	0	4	-	-	-	-	-	-	-	-	-	-
2016-17	Sioux Falls	USHL	54	6	7	13	44	-10	-	-	-	-	-	-	-	-	-	-
2017-18	Sioux Falls	USHL	60	7	29	36	40	10	-	-	-	-	3	0	1	1	6	
2018-19	Michigan Tech	NCAA	36	2	9	11	28	-6	-	-	-	-	-	-	-	-	-	
2019-20	Michigan Tech	NCAA	39	4	17	21	32	3	-	-	-	-	-	-	-	-	-	
2020-21	Michigan Tech	NCAA	30	3	14	17	24	9	-	-	-	-	-	-	-	-	-	
2021-22	Michigan Tech	NCAA	36	5	18	23	22	11	-	-	-	-	-	-	-	-	-	
	Wilkes-Barre	AHL	5	0	0	0	2	-2	-	-	-	-	-	1	0	1	1	0



# DUSTIN TOKARSKI

POS	HT	WT	CATCHES	SIGNED THROUGH
<b>G</b>	<b>6-0</b>	<b>198</b>	<b>LEFT</b>	<b>2022.23</b>

PRONOUNCED | toh-KAHR-skee, DUHS-tihn

DOB | 9/16/1989      BIRTHPLACE | Watson, SK 

ACQUIRED | Signed as a free agent on July 13, 2022.

# 40

## 2021.22 HIGHLIGHTS

- Appeared in 29 games for the Buffalo Sabres, recording a 10-12-5 record, 3.27 goals-against average and .899 save percentage.
- Made 24 saves to secure his second-career shutout on Mar. 18 against Calgary.
- His 10 wins were second-best on the team, while his 29 games played was a new career-high.

## PROFESSIONAL CAREER

- Has played parts of eight seasons in the NHL with Tampa Bay, Montreal, Anaheim and Buffalo.

- Dressed in a total of 76 career NHL games, posting a 22-32-12 record, 3.14 goals against average, .902 save percentage and two shutouts.
- As a member of the Montreal Canadiens, made 29 saves for his first-career NHL shutout on March 16, 2014 against Buffalo.
- Has five games of Stanley Cup Playoff experience.
- Spent parts of 12 seasons in the AHL, noting a 193-121-33 record, 2.50 goals against average, .912 save percentage and 27 shutouts.
- Won the AHL's 2012 Calder Cup Championship as a member of the Norfolk Admirals, after posting a 12-2-0 record, 1.46 goals against average, .944 save percentage and three shutouts during 14 playoff games.
- Captured his second-career Calder Cup Championship in 2019 with the Charlotte Checkers.

- Was named to the AHL All-Star Game in 2014.

## AMATEUR CAREER

- Played three seasons in the WHL with the Spokane Chiefs, where he appeared in 129 games and tallied a 77-39-7 record, 2.18 goals against average, .925 save percentage and 15 shutouts.
- Won the CHL Memorial Cup Championship with Spokane in 2008.
- Awarded the Stafford Smythe Trophy as the CHL Memorial Cup's Most Valuable Player.


## INTERNATIONAL

- Competed in four games for Canada U20 in the WJC-20 in the 2008-09 season earning a 2.65 GAA.
- In the 2008-09 season he was a recipient of the U20 WJC Gold Medal.

## CAREER STATISTICS

YEAR	TEAM	LEAGUE	REGULAR SEASON									PLAYOFFS						
			GP	W	L	OTL	MIN	GA	SO	GAA	SV%	GP	W-L	MIN	GA	SO	GAA	SV%
2012-13	Syracuse	AHL	33	18	8	4	1,881	77	771	2.46	0.900	--	--	--	--	--	--	--
	Hamilton	AHL	15	6	8	0	836	31	422	2.22	0.927	--	--	--	--	--	--	--
2013-14	<b>MONTREAL</b>	<b>NHL</b>	<b>3</b>	<b>2</b>	<b>0</b>	--	<b>163:06</b>	<b>5</b>	<b>93</b>	<b>1.84</b>	<b>0.946</b>	<b>5</b>	<b>2-3</b>	<b>300</b>	<b>13</b>	<b>0</b>	<b>2.6</b>	<b>0.916</b>
	Hamilton	AHL	41	20	16	3	2,375:00	94	1,158	2.38	0.919	--	--	--	--	--	--	--
2014-15	<b>MONTREAL</b>	<b>NHL</b>	<b>17</b>	<b>6</b>	<b>6</b>	--	<b>1,004:58</b>	<b>46</b>	<b>509</b>	<b>2.75</b>	<b>0.910</b>	--	--	--	--	--	--	--
	Hamilton	AHL	2	1	1	0	119:00:00	5	62	2.52	0.919	--	--	--	--	--	--	--
	Hamilton	AHL	2	--	--	--	--	--	--	2.52	0.919	--	--	--	--	--	--	--
2015-16	<b>MONTREAL</b>	<b>NHL</b>	<b>6</b>	<b>1</b>	<b>3</b>	--	<b>226:10:00</b>	<b>12</b>	<b>98</b>	<b>3.18</b>	<b>0.878</b>	--	--	--	--	--	--	--
	San Diego	AHL	2	--	--	--	--	--	--	2.35	0.920	--	--	--	--	--	--	--
	St. John's	AHL	10	--	--	--	--	--	--	2.84	0.909	--	--	--	--	--	--	--
2016-17	<b>ANAHEIM</b>	<b>NHL</b>	<b>1</b>	<b>0</b>	<b>0</b>	--	<b>9:47</b>	<b>0</b>	<b>5</b>	<b>0</b>	<b>1.000</b>	--	--	--	--	--	--	--
	San Diego	AHL	27	--	--	--	--	--	--	2.93	0.898	2	--	--	--	--	0	1
2017-18	Lehigh Valley	AHL	39	--	--	--	--	--	--	2.65	0.915	3	--	--	--	--	4.17	0.859
2018-19	Hartford	AHL	21	--	--	--	--	--	--	3.1	0.901	5	--	--	--	--	1.74	0.935
	Charlotte	AHL	7	--	--	--	--	--	--	1.14	0.956	--	--	--	--	--	--	--
2019-20	Wilkes-Barre	AHL	18	--	--	--	--	--	--	1.97	0.924	--	--	--	--	--	--	--
2020-21	<b>BUFFALO</b>	<b>NHL</b>	<b>13</b>	<b>2</b>	<b>8</b>	<b>0</b>	<b>729:26:00</b>	<b>43</b>	<b>447</b>	<b>3.54</b>	<b>0.904</b>	--	--	--	--	--	--	--
	Rochester	AHL	2	--	--	--	--	--	--	2.51	0.932	--	--	--	--	--	--	--
2021-22	<b>BUFFALO</b>	<b>NHL</b>	<b>29</b>	<b>10</b>	<b>12</b>	<b>0</b>	<b>1,671:26</b>	<b>91</b>	<b>900</b>	<b>3.27</b>	<b>0.899</b>	--	--	--	--	--	--	--
<b>NHL TOTALS</b>			<b>76</b>	<b>22</b>	<b>32</b>	<b>12</b>	<b>4092</b>	<b>214</b>	<b>2</b>	<b>3.14</b>	<b>.902</b>	<b>15</b>	<b>2-3</b>	<b>300</b>	<b>13</b>	<b>0</b>	<b>2.84</b>	<b>.928</b>

# IN THE SYSTEM




## SANTERI AIROLA

**POS:** D    **HT:** 5-11    **WT:** 163    **DOB:** 6/29/00    **POB:** Imatra, FIN

**ACQUIRED:** Drafted by Penguins in 7th round (211th overall) of 2019 NHL Draft.

### CAREER STATISTICS

YEAR	TEAM	LEAGUE	REGULAR SEASON											PLAYOFFS				
			GP	G	A	PTS	PIM	+/-	PP	SH	GW	S	GP	G	A	PTS	PIM	
2016-17	SaiPa U20	FIN-Jr.	1	0	0	0	0	--	--	--	--	--	--	--	--	--	--	--
2017-18	Kettera U20	Jr. Mestis	40	6	25	31	26	--	--	--	--	--	3	0	0	0	0	
2018-19	SaiPa U20	FIN-Jr.	41	4	27	31	20	1	--	--	--	--	--	--	--	--	--	
	SaiPa	Liiga	3	0	0	0	2	-1	--	--	--	--	--	--	--	--	--	
2019-20	Kettera	Mestis	26	0	11	11	14	16	--	--	--	--	--	--	--	--	--	
	SaiPa	Liiga	2	0	0	0	0	-2	--	--	--	--	--	--	--	--	--	
2020-21	Ilves	Liiga	19	0	3	3	6	0	--	--	--	--	--	--	--	--	--	
2021-22	KOOVEE	Mestis	2	0	0	0	2	-3	--	--	--	--	--	--	--	--	--	



## ISAAC BELLIVEAU

**POS:** D    **HT:** 6-2    **WT:** 185    **DOB:** 11/26/02    **POB:** Fleurimont, Quebec

**ACQUIRED:** Drafted by Penguins in 5th round (154th overall) of 2021 NHL Draft.

### CAREER STATISTICS

YEAR	TEAM	LEAGUE	REGULAR SEASON											PLAYOFFS				
			GP	G	A	PTS	PIM	+/-	PP	SH	GW	S	GP	G	A	PTS	PIM	
2018-19	Rimouski	QMJHL	1	0	1	1	0	1	--	--	--	--	--	--	--	--	--	
2019-20	Rimouski	QMJHL	62	11	42	53	22	12	--	--	--	--	--	--	--	--	--	
2020-21	Rimouski	QMJHL	16	1	4	5	12	-8	--	--	--	--	--	--	--	--	--	
	Gatineau	QMJHL	21	4	8	12	12	1	--	--	--	--	4	0	1	1	4	
2021-22	Gatineau	QMJHL	67	10	28	38	35	17	--	--	--	--	7	3	1	4	6	







## IN THE SYSTEM CONTINUED



## RYAN McCLEARY

**POS:** D    **HT:** 6'2    **WT:** 180    **DOB:** 9/9/03    **POB:** Swift Current, SK  
**ACQUIRED:** Drafted by Penguins in 7th round (194th overall) of 2021 NHL Draft.

### CAREER STATISTICS

YEAR	TEAM	LEAGUE	REGULAR SEASON											PLAYOFFS				
			GP	G	A	PTS	PIM	+/-	PP	SH	GW	S	GP	G	A	PTS	PIM	
2020-21	Yorktown	SJHL	3	0	0	0	0	--	--	--	--	--	--	--	--	--	--	
	Portland	WHL	18	2	5	7	6	11	--	--	--	--	--	--	--	--	--	
2021-22	Portland	WHL	63	6	24	30	22	22	--	--	--	--	11	0	0	0	11	



## SERGEY MURASHOV


**POS:** G    **HT:** 6'0"    **WT:** 167 lb    **DOB:** 4/01/04    **POB:** Yaroslavl, RUS  
**ACQUIRED:** Drafted by Penguins in 4th round (118th overall) of 2022 NHL Draft.

### CAREER STATISTICS

YEAR	TEAM	LEAGUE	REGULAR SEASON										PLAYOFFS						
			GP	W	L	OTL	MIN	GA	SO	GAA	SV%	GP	W-L	MIN	GA	SO	GAA	SV%	
2020-21	Lokomotiv Yaroslavl	RUS-U17	8	--	--	--	--	--	--	2.72	--	--	--	--	--	--	--		
	Loko Yaroslavl	MHL	8	2	1	1	--	--	1	2.21	.909	0	--	--	--	--	--		
	Loko-Junior Yaroslavl	NMHL	17	11	4	2	--	--	0	1.63	.940	13	10-3-0	--	--	1	2.09	.941	
2021-22	Lokomotiv Yaroslavl	KHL	0	--	--	--	--	--	--	--	--	0	--	--	--	--	--		
	Loko-76 Yaroslavl	MHL	41	21	16	3	--	--	6	2.49	.927	--	--	--	--	--	--		
	Loko Yaroslavl	MHL	0	--	--	--	--	--	--	--	--	2	0-1-0	--	--	0	2.48	.893	
2022-23	Loko Yaroslavl	MHL	6	3	2	0	--	--	1	1.85	.940	--	--	--	--	--	--		
	Loko-76 Yaroslavl	MHL	1	1	0	0	--	--	0	2.00	.941	--	--	--	--	--	--		



## IN THE SYSTEM CONTINUED



## ANTTI PALOJARVI

**POS:** D    **HT:** 6-1    **WT:** 176    **DOB:** 1/18/99    **POB:** Kouvola, FIN  
**ACQUIRED:** Drafted by Penguins in 6th round (186th overall) of 2017 NHL Draft.

## CAREER STATISTICS

YEAR	TEAM	LEAGUE	REGULAR SEASON											PLAYOFFS				
			GP	G	A	PTS	PIM	+/-	PP	SH	GW	S	GP	G	A	PTS	PIM	
2015-16	KooKoo	SWE-Jr.	1	0	0	0	0	0	--	--	--	--	--	--	--	--	--	--
2016-17	Lukko	SWE-Jr.	47	1	10	11	14	1	--	--	--	--	8	1	1	2	0	
	KeuPa HT	Mestis	1	0	0	0	0	0	--	--	--	--	--	--	--	--	--	
2017-18	Lukko	SWE-Jr.	44	2	10	12	16	-23	--	--	--	--	--	--	--	--	--	
2018-19	Lukko	SWE-Jr.	29	4	9	13	10	-6	--	--	--	--	--	--	--	--	--	
	Lukko	SWE	16	0	2	2	4	2	--	--	--	--	--	--	--	--	--	
	SaPKo	Mestis	7	1	2	3	0	2	--	--	--	--	5	0	2	2	0	
2019-20	Luuko U20	SWE-Jr.	14	0	3	3	6	-3	--	--	--	--	--	--	--	--	--	
	Luuko	SWE	5	0	0	0	0	2	--	--	--	--	--	--	--	--	--	
	Hokki	Mestis	24	0	0	0	8	-22	--	--	--	--	--	--	--	--	--	
2020-21	KooKoo U20	SWE-Jr.	11	1	4	5	8	-5	--	--	--	--	--	--	--	--	--	
	Hermes	Mestis	15	1	3	4	2	0	--	--	--	--	--	--	--	--	--	



## ZAM PLANTE

**POS:** C    **HT:** 5'-9"    **WT:** 161 lb    **DOB:** 8/24/04    **POB:** Mannheim, DEU  
**ACQUIRED:** Drafted by Penguins in 5th round (150th overall) of 2022 NHL Draft.

## CAREER STATISTICS

YEAR	TEAM	LEAGUE	REGULAR SEASON											PLAYOFFS				
			GP	G	A	PTS	PIM	+/-	PP	SH	GW	S	GP	G	A	PTS	PIM	
2020-21	Hermantown High	USHS-MN	20	29	32	61	0	--	--	--	--	--	--	--	--	--	--	
	Minnesota Wilderness	NAHL	4	1	0	1	0	-3	--	--	--	--	--	--	--	--	--	
2021-22	Hermantown High	USHS-MN	22	24	40	64	0	-	--	--	--	--	--	--	--	--	--	
	Chicago Steel	USHL	31	10	11	21	2	-	--	--	--	--	1	0	0	0	0	



# OPPONENTS





# ANAHEIM DUCKS

## YEAR BY YEAR OVERALL TOTALS

**PIT 14-5-2**
**ROAD 9-8-2**
**TOTAL 23-13-4**
**GF/GA 127-112**

## DUCKS VS. PENGUINS

**All-time scorer vs. Pittsburgh:**

Teemu Selanne (16gp, 7-17-24)

**All-time Pittsburgh scorer vs.**
**Anaheim:** Sidney Crosby (20gp, 9-15-24)

**Longest Anaheim win streak vs.**
**Pittsburgh:** 3, Oct. 6, 2001-Dec. 15, 2002; Jan. 18, 1999-Jan. 29, 2000; Dec. 23, 2017-Dec. 17, 2018

**Longest Pittsburgh win streak vs.**
**Anaheim:** 4, Nov. 18, 2013-Mar. 6, 2015; Oct. 6, 2007-Nov. 16, 2009; Dec. 7, 1996-Dec. 10, 1997

**Longest Anaheim undefeated streak**
**vs. Pittsburgh:** 4, Dec. 1, 1998-Jan. 29, 2000 [3-0-1]

**Longest Pittsburgh undefeated streak vs. Anaheim:**

6, Mar. 6, 2004-Nov. 16, 2009 [5-0-1]

**Last Anaheim win at home:**

Feb. 28, 2020 [3-2] [1-0-0 since last win]

**Last Pittsburgh win at home:**

Dec. 11, 2021 [1-0] [0-0-0 since last win]

**Last Anaheim win at Pittsburgh:**

Dec. 17, 2018 [4-2] [0-2-0 since last win]

**Last Pittsburgh win at Anaheim:**

Jan. 11, 2022 [4-1] [0-0-0 since last win]

**Most goals by Anaheim vs. Pittsburgh:**

7, Jan. 29, 2000 [A, 7-1]

**Most goals by Pittsburgh vs. Anaheim:**

7, Dec. 11, 1996 [P, 7-3]; Jan. 11, 2019 [P, 7-4]

**Most goals by both teams:**

11, Jan. 11, 2019 [P, 7-4]

**Last Anaheim shutout vs. Pittsburgh:**

Dec. 23, 2017 [4-0] - John Gibson

**Last Pittsburgh shutout vs. Anaheim:**

Dec. 11, 2021 [1-0] - Casey DeSmith

**Last Anaheim hat trick vs. Pittsburgh:**

Oct. 9, 2014 - Corey Perry

**Last Pittsburgh hat trick vs. Anaheim:**

Jan. 11, 2019 - Jake Guentzel

**Last Pittsburgh trade with Anaheim:**

Mar. 21, 2022- Rickard Rakell to Pittsburgh in exchange for Zach Aston-Reese, Dominik Simon, Calle Clang and a 2022 draft pick

**Pittsburgh's Overtime/Shootout**
**Record vs. Anaheim:** 1-2-2

## YEAR BY YEAR

YEAR	PIT	ROAD	TOTAL	GF/GA	YEAR	PIT	ROAD	TOTAL	GF/GA
<b>1993-94</b>	0-0-1	1-0-0	1-0-1	7-6	<b>1996-97</b>	1-0-0	1-0-0	2-0-0	12-6
<b>1994-95</b>	Did Not Play				<b>1997-98</b>	1-0-0	1-0-0	2-0-0	8-2
<b>1995-96</b>	1-0-0	0-1-0	1-1-0	8-8	<b>1998-99</b>	0-0-1	0-1-0	0-1-1	7-9
<b>1996-97</b>	1-0-0	1-0-0	2-0-0	12-6	<b>1999-00</b>	0-1-0	0-0-1	0-1-1	2-9
<b>1997-98</b>	1-0-0	1-0-0	2-0-0	8-2	<b>2000-01</b>	1-0-0	0-0-0	1-0-0	3-2
<b>1998-99</b>	0-0-1	0-1-0	0-1-1	7-9	<b>2001-02</b>	0-1-0	0-1-0	0-2-0	4-8
<b>1999-00</b>	0-1-0	0-0-1	0-1-1	2-9	<b>2002-03</b>	0-0-0	0-1-0	0-1-0	0-5
<b>2000-01</b>	1-0-0	0-0-0	1-0-0	3-2	<b>2003-04</b>	1-0-0	0-0-0	1-0-0	2-1
<b>2001-02</b>	0-1-0	0-1-0	0-2-0	4-8	<b>2004-05</b>	No Season			
<b>2002-03</b>	0-0-0	0-1-0	0-1-0	0-5	<b>2005-06</b>	Did Not Play			
<b>2003-04</b>	1-0-0	0-0-0	1-0-0	2-1	<b>2006-07</b>	0-0-0	0-0-1	0-0-1	2-3
<b>2004-05</b>	No Season				<b>2007-08</b>	1-0-0	0-0-0	1-0-0	5-4
<b>2005-06</b>	Did Not Play				<b>2008-09</b>	1-0-0	0-0-0	1-0-0	3-1
<b>2006-07</b>	0-0-0	0-0-1	0-0-1	2-3	<b>2009-10</b>	1-0-0	1-0-0	2-0-0	9-5
<b>2007-08</b>	1-0-0	0-0-0	1-0-0	5-4	<b>2010-11</b>	0-0-0	0-1-0	0-1-0	2-3
<b>2008-09</b>	1-0-0	0-0-0	1-0-0	3-1	<b>2011-12</b>	0-1-0	0-0-0	0-1-0	1-2
<b>2009-10</b>	1-0-0	1-0-0	2-0-0	9-5	<b>2012-13</b>	Did Not Play			
<b>2010-11</b>	0-0-0	0-1-0	0-1-0	2-3	<b>2013-14</b>	1-0-0	1-0-0	2-0-0	5-3
<b>2011-12</b>	0-1-0	0-0-0	0-1-0	1-2	<b>2014-15</b>	1-0-0	1-0-0	2-0-0	11-6
<b>2012-13</b>	Did Not Play				<b>2015-16</b>	1-0-0	0-1-0	1-1-0	7-4
<b>2013-14</b>	1-0-0	1-0-0	2-0-0	5-3	<b>2016-17</b>	1-0-0	1-0-0	2-0-0	8-3
<b>2014-15</b>	1-0-0	1-0-0	2-0-0	11-6	<b>2017-18</b>	0-1-0	0-1-0	0-2-0	3-9
<b>2015-16</b>	1-0-0	0-1-0	1-1-0	7-4	<b>2018-19</b>	0-1-0	1-0-0	1-1-0	9-8
<b>2016-17</b>	1-0-0	1-0-0	2-0-0	8-3	<b>2019-20</b>	1-0-0	0-1-0	1-1-0	4-4
<b>2017-18</b>	0-1-0	0-1-0	0-2-0	3-9	<b>2020-21</b>	Did Not Play			
<b>2018-19</b>	0-1-0	1-0-0	1-1-0	9-8	<b>2021-22</b>	1-0-0	1-0-0	2-0-0	5-1
<b>1993-94</b>	0-0-1	1-0-0	1-0-1	7-6					
<b>1994-95</b>	Did Not Play								
<b>1995-96</b>	1-0-0	0-1-0	1-1-0	8-8					

## PITTSBURGH PENGUINS vs. ANAHEIM DUCKS 2021-2022 REGULAR SEASON

**at PITTSBURGH PENGUINS**

**at ANAHEIM DUCKS**

Date	Score	W Goal
11 Dec '21	ANA 0 @ PIT 1	Brock McGinn

Date	Score	W Goal
11 Jan '22	PIT 4 @ ANA 1	Evgeni Malkin

**Individual Scoring**

PENGUINS								
Player	GP	G	A	P	+/-	PIM	PP	SH
Evgeni Malkin	1	2	1	3	2	0	1	0
Jeff Carter	2	2	0	2	1	2	0	0
Kasperii Kapanen	2	0	2	2	2	0	0	0
Brock McGinn	1	1	0	1	1	0	0	0
Kris Letang	2	0	1	1	1	0	0	0
John Marino	2	0	1	1	2	2	0	0
Marcus Pettersson	2	0	1	1	2	0	0	0
Chad Ruhwedel	2	0	1	1	0	0	0	0
Zach Aston-Reese	1	0	1	1	1	2	0	0
Jake Guentzel	1	0	1	1	0	0	0	0
Teddy Blueger	2	0	0	0	1	0	0	0
Brian Boyle	2	0	0	0	0	0	0	0
Sidney Crosby	2	0	0	0	0	0	0	0
Brian Dumoulin	2	0	0	0	1	0	0	0
Mike Matheson	2	0	0	0	0	2	0	0
Evan Rodrigues	2	0	0	0	0	0	0	0
Dominik Simon	2	0	0	0	0	0	0	0
Anthony Angello	1	0	0	0	0	0	0	0
Kasper Bjorkqvist	1	0	0	0	0	0	0	0
Danton Heinen	1	0	0	0	0	2	0	0
Drew O'Connor	1	0	0	0	0	0	0	0
Radim Zohorna	1	0	0	0	1	0	0	0
Jason Zucker	1	0	0	0	0	0	0	0

Power Play: 1-4 25.0% / Penalty Killing: 5-5 100.0%

DUCKS								
Player	GP	G	A	P	+/-	PIM	PP	SH
Jakob Silfverberg	2	1	0	1	1	0	0	0
Sonny Milano	2	0	1	1	-3	0	0	0
Nicolas Deslauriers	2	0	0	0	0	0	0	0
Jamie Drysdale	2	0	0	0	-1	0	0	0
Cam Fowler	2	0	0	0	-1	0	0	0
Ryan Getzlaf	2	0	0	0	-2	2	0	0
Derek Grant	2	0	0	0	0	0	0	0
Hampus Lindholm	2	0	0	0	0	2	0	0
Isac Lundestrom	2	0	0	0	0	2	0	0
Josh Manson	2	0	0	0	1	2	0	0
Rickard Rakell	2	0	0	0	-2	0	0	0
Buddy Robinson	2	0	0	0	0	0	0	0
Kevin Shattenkirk	2	0	0	0	-2	0	0	0
Sam Steel	2	0	0	0	0	0	0	0
Troy Terry	2	0	0	0	-3	0	0	0
Trevor Zegras	2	0	0	0	-2	0	0	0
Simon Benoit	1	0	0	0	-1	0	0	0
Sam Carrick	1	0	0	0	0	0	0	0
Max Comtois	1	0	0	0	0	0	0	0
Josh Mahura	1	0	0	0	-1	0	0	0

Power Play: 0-5 0.0% / Penalty Killing: 3-4 75.0%

**Goaltending**

PENGUINS								
Goalie	GP	Min	WLOT	GA	SA	SV	GAA	SV%
Casey DeSmith	1	60	1-0-0	0	33	33	0.00	1.000
Tristan Jarry	1	60	1-0-0	1	26	25	1.00	.962

DUCKS								
Goalie	GP	Min	WLOT	GA	SA	SV	GAA	SV%
John Gibson	1	40	0-1-0	1	16	15	1.50	.938
Anthony Stolarz	2	77	0-1-0	3	46	43	2.34	.935

**Goals by Period**

PENGUINS					
	1st	2nd	3rd	OT	Total
Goals	2	2	1	0	5

DUCKS					
	1st	2nd	3rd	OT	Total
Goals	0	1	0	0	1

**Shots by Period**

PENGUINS					
	1st	2nd	3rd	OT	Total
Shots	22	23	18	0	63

DUCKS					
	1st	2nd	3rd	OT	Total
Shots	15	23	21	0	59

\* - Overtime \*\* - Shootout



# ARIZONA COYOTES

## YEAR BY YEAR OVERALL TOTALS

Franchise played as Winnipeg Jets from 1979-80 to 1995-96

**PIT** 30-12-0

**ROAD** 21-17-4

**TOTAL** 51-29-4

**GF/GA** 304-244

## COYOTES VS. PENGUINS

**All-time scorer vs. Pittsburgh:** Dale Hawerchuk (27gp, 19-13-32)

**All-time Pittsburgh scorer vs. Arizona:** Mario Lemieux (26gp, 19-34-53)

**Longest Arizona win streak vs. Pittsburgh:** 6, Jan. 12, 2000-Mar. 4, 2003

**Longest Pittsburgh win streak vs. Arizona:** 9, Oct. 10, 1979-Dec. 2, 1981

**Longest Arizona undefeated streak vs. Pittsburgh:** 6, Jan. 12, 2000-Mar. 4, 2003 (6-0-0)

**Longest Pittsburgh undefeated streak vs. Arizona:** 11, Feb. 29, 2016-Mar. 19, 2022 (10-0-1)

**Last Arizona win at home:** Feb. 11, 2017 (4-3 OT) [0-4-0 since last win]

**Last Pittsburgh win at home:** Jan. 25, 2022 (6-3) [0-0-0 since last win]

**Last Arizona win at Pittsburgh:** Mar. 25, 2014 (3-2) [0-7-0 since last win]

**Last Pittsburgh win at Arizona:** Mar. 19, 2022 (4-1) [0-0-0 since last win]

**Most goals by Arizona vs. Pittsburgh:** 7, Jan. 20, 1989 (W, 7-3); Jan. 21, 1985 (W, 7-6)

**Most goals by Pittsburgh vs. Arizona:** 9, Mar. 5, 1996 (P, 9-4); Dec. 18, 1990 (P, 9-2)

**Most goals by both teams:** 13, Mar. 5, 1996 (P, 9-4); Jan. 21, 1985 (P, 7-6)

**Last Arizona shutout vs. Pittsburgh:** Oct. 7, 2009 (3-0) – Ilya Bryzgalov

**Last Pittsburgh shutout vs. Arizona:** Dec. 6, 2019 (2-0) – Tristan Jarry

**Last Arizona hat trick vs. Pittsburgh:** Jan. 21, 1985 – Dale Hawerchuk

**Last Pittsburgh hat trick vs. Arizona:** Feb. 29, 2016 – Patric Hornqvist

**Last Pittsburgh trade with Arizona:** June 29, 2019 – Alex Galchenyuk and Pierre-Olivier Joseph to Pittsburgh in exchange for Phil Kessel, Dane Birks and a 2021 fourth-round draft pick

**Pittsburgh's Overtime/Shootout Record vs. Arizona:** 5-4-2

## YEAR BY YEAR

YEAR	PIT	ROAD	TOTAL	GF/GA
1979-80	2-0-0	2-0-0	4-0-0	14-8
1980-81	2-0-0	2-0-0	4-0-0	18-14
1981-82	2-0-0	0-1-0	2-1-0	7-9
1982-83	1-0-0	0-2-0	1-2-0	13-14
1983-84	0-2-0	1-0-0	1-2-0	13-12
1984-85	0-1-0	1-1-0	1-2-0	14-16
1985-86	2-0-0	0-1-0	2-1-0	16-8
1986-87	0-1-0	1-1-0	1-2-0	9-10
1987-88	0-2-0	1-0-0	1-2-0	9-12
1988-89	1-0-0	1-1-0	2-1-0	13-12
1989-90	2-0-0	0-0-1	2-0-1	13-7
1990-91	1-0-0	1-1-0	2-1-0	17-12
1991-92	1-1-0	1-0-0	2-1-0	6-7
1992-93	1-0-0	0-1-0	1-1-0	7-5
1993-94	1-0-0	1-0-0	2-0-0	10-6
1994-95		Did Not Play		
1995-96	1-0-0	1-0-0	2-0-0	10-4
1996-97	1-0-0	0-0-1	1-0-1	9-6
1997-98	0-1-0	0-0-1	0-1-1	3-4
1998-99	1-0-0	0-1-0	1-1-0	7-6
1999-00	1-0-0	0-1-0	1-1-0	5-5
2000-01	0-0-0	0-1-0	0-1-0	4-5
2001-02	0-1-0	0-1-0	0-2-0	3-8
2002-03	0-1-0	0-1-0	0-2-0	3-9
2003-04	0-0-0	1-0-0	1-0-0	4-3
2004-05		No Season		
2005-06		Did Not Play		
2006-07	0-0-0	1-0-0	1-0-0	7-2
2007-08	1-0-0	0-0-0	1-0-0	3-1

YEAR	PIT	ROAD	TOTAL	GF/GA
2008-09	0-0-0	0-1-0	0-1-0	1-4
2009-10	0-1-0	0-0-0	0-1-0	0-3
2010-11	1-0-0	1-0-0	2-0-0	9-4
2011-12	1-0-0	0-0-0	1-0-0	2-1
2012-13		Did Not Play		
2013-14	0-1-0	0-1-0	0-2-0	3-6
2014-15	1-0-0	1-0-0	2-0-0	6-3
2015-16	1-0-0	0-1-0	1-1-0	7-2
2016-17	1-0-0	0-0-1	1-0-1	10-4
2017-18	1-0-0	1-0-0	2-0-0	7-3
2018-19	1-0-0	1-0-0	2-0-0	7-2
2019-20	1-0-0	1-0-0	2-0-0	5-3
2020-21		Did Not Play		
2021-22	1-0-0	1-0-0	2-0-0	10-4

## PITTSBURGH PENGUINS vs. ARIZONA COYOTES 2021-2022 REGULAR SEASON

**at PITTSBURGH PENGUINS**

Date	Score	W Goal
25 Jan '22	ARI 3 @ PIT 6	Sidney Crosby

**at ARIZONA COYOTES**

Date	Score	W Goal
19 Mar '22	PIT 4 @ ARI 1	Evgeni Malkin

**Individual Scoring**

PENGUINS									
Player	GP	G	A	P	+/-	PIM	PP	SH	
Sidney Crosby	2	3	2	5	1	2	0	0	
Bryan Rust	2	1	3	4	1	0	1	0	
Evgeni Malkin	2	1	2	3	1	2	0	0	
Evan Rodrigues	2	0	3	3	3	0	0	0	
Kris Letang	2	2	0	2	4	0	1	0	
Jeff Carter	2	0	2	2	3	0	0	0	
Brian Dumoulin	2	0	2	2	4	0	0	0	
Brian Boyle	2	1	0	1	0	0	0	0	
Kasperi Kapanen	2	1	0	1	1	2	0	0	
Brock McGinn	1	1	0	1	2	0	0	0	
Jake Guentzel	2	0	1	1	1	2	0	0	
Zach Aston-Reese	1	0	1	1	0	0	0	0	
Danton Heinen	2	0	0	0	1	0	0	0	
John Marino	2	0	0	0	2	0	0	0	
Mike Matheson	2	0	0	0	1	0	0	0	
Marcus Pettersson	2	0	0	0	0	0	0	0	
Chad Ruhwedel	2	0	0	0	-1	0	0	0	
Dominik Simon	2	0	0	0	0	0	0	0	
Teddy Blueger	1	0	0	0	0	0	0	0	
Radim Zohorna	1	0	0	0	1	0	0	0	

Power Play: 2-6 33.3% / Penalty Killing: 3-4 75.0%

COYOTES									
Player	GP	G	A	P	+/-	PIM	PP	SH	
Clayton Keller	2	2	1	3	3	2	1	0	
Nick Schmaltz	2	2	1	3	1	0	0	0	
Travis Boyd	2	0	1	1	0	2	0	0	
Shayne Gostisbehere	2	0	1	1	-1	0	0	0	
Anton Stralman	2	0	1	1	-5	0	0	0	
Kyle Capobianco	2	0	0	0	0	0	0	0	
Lawson Crouse	2	0	0	0	-2	0	0	0	
Loui Eriksson	2	0	0	0	-4	0	0	0	
Christian Fischer	2	0	0	0	-1	0	0	0	
Alex Galchenyuk	2	0	0	0	-1	0	0	0	
Phil Kessel	2	0	0	0	-1	0	0	0	
Riley Nash	2	0	0	0	-1	0	0	0	
Jakob Chychrun	1	0	0	0	0	0	0	0	
Cam Dineen	1	0	0	0	0	0	0	0	
Barrett Hayton	1	0	0	0	-2	2	0	0	
Vladislav Kolyachonok	1	0	0	0	0	0	0	0	
Andrew Ladd	1	0	0	0	-3	0	0	0	
Johan Larsson	1	0	0	0	-1	0	0	0	
Ilya Lyubushkin	1	0	0	0	0	0	0	0	
Matias Maccelli	1	0	0	0	-2	0	0	0	
Dysin Mayo	1	0	0	0	-1	2	0	0	
J.J. Moser	1	0	0	0	-3	0	0	0	
Liam O'Brien	1	0	0	0	0	4	0	0	
Nick Ritchie	1	0	0	0	-2	0	0	0	

Power Play: 1-4 25.0% / Penalty Killing: 4-6 66.7%

**Goaltending**

PENGUINS								
Goalie	GP	Min	WLOT	GA	SA	SV	GAA	SV%
Tristan Jarry	2	120	2-0-0	4	37	33	2.00	.892

COYOTES								
Goalie	GP	Min	WLOT	GA	SA	SV	GAA	SV%
Scott Wedgewood	1	59	0-1-0	3	48	45	3.04	.938
Karel Vejmelka	1	60	0-1-0	6	36	30	6.01	.833

**Goals by Period**

PENGUINS					
	1st	2nd	3rd	OT	Total
Goals	0	3	7	0	10

COYOTES					
	1st	2nd	3rd	OT	Total
Goals	0	3	1	0	4

**Shots by Period**

PENGUINS					
	1st	2nd	3rd	OT	Total
Shots	29	25	31	0	85

COYOTES					
	1st	2nd	3rd	OT	Total
Shots	9	17	11	0	37

\* - Overtime \*\* - Shootout



# BOSTON BRUINS

## YEAR BY YEAR OVERALL TOTALS

**PIT 50-43-18**
**ROAD 28-72-10**
**TOTAL 78-115-28**
**GF/GA 673-825**

## BRUINS VS. PENGUINS

**All-time scorer vs. Pittsburgh:**

Ray Bourque [72gp, 21-63-84]

**All-time Pittsburgh scorer vs. Boston:**

Mario Lemieux [43gp, 31-42-73]

**Longest Boston win streak vs.**
**Pittsburgh:** 9, Jan. 8, 2004-Jan. 18, 2007

**Longest Pittsburgh win streak vs.**
**Boston:** 12, Feb. 8, 1993-Apr. 28, 1995

**Longest Boston undefeated streak**
**vs. Pittsburgh:** 12, Mar. 2, 1969-Dec. 25, 1970 [10-0-2]

**Longest Pittsburgh undefeated streak vs. Boston:**

12, Feb. 8, 1993-Apr. 28, 1995 [12-0-0]

**Last Boston win at home:**

Apr. 16, 2022 [2-1] [0-0-0 since last win]

**Last Pittsburgh win at home:**

Apr. 21, 2022 [4-0] [0-0-0 since last win]

**Last Boston win at Pittsburgh:**

Apr. 27, 2021 [3-1] [0-1-0 since last win]

**Last Pittsburgh win at Boston:**

Feb. 8, 2022 [4-2] [0-1-0 since last win]

**Most goals by Boston vs. Pittsburgh:**

8, Mar. 1, 2018 [B, 8-4]; Mar. 14, 1989 [B, 8-2]

**Most goals by Pittsburgh vs. Boston:**

9, Nov. 30, 1995 [P, 9-6]

**Most goals by both teams:**

15, Nov. 30, 1995 [P, 9-6]

**Last Boston shutout vs. Pittsburgh:**

Dec. 16, 2015 [3-0] – Tuukka Rask

**Last Pittsburgh shutout vs. Boston:**

Apr. 25, 2021 [1-0] – Tristan Jarry

**Last Boston hat trick vs. Pittsburgh:**

Apr. 3, 2021 – Brad Marchand

**Last Pittsburgh hat trick vs. Boston:**

Apr. 21, 2022 – Jake Guentzel

**Last Pittsburgh trade with Boston:**

Dec. 19, 2006 – Future considerations to Pittsburgh in exchange for Wade Brookbank

**Pittsburgh's Overtime/Shootout Record vs. Boston:** 12-6-10

## YEAR BY YEAR

YEAR	PIT	ROAD	TOTAL	GF/GA	YEAR	PIT	ROAD	TOTAL	GF/GA
1967-68	1-1-0	1-1-0	2-2-0	10-10	1996-97	2-1-0	0-2-0	2-3-0	17-18
1968-69	1-2-0	0-3-0	1-5-0	13-25	1997-98	2-0-1	1-2-0	3-2-1	20-20
1969-70	0-2-1	0-3-0	0-5-1	9-21	1998-99	1-0-1	0-2-0	1-2-1	8-8
1970-71	1-1-1	0-3-0	1-4-1	18-28	1999-00	1-0-1	0-2-0	1-2-1	9-10
1971-72	1-1-1	0-1-2	1-2-3	20-21	2000-01	0-1-1	0-2-0	0-3-1	7-13
1972-73	1-2-0	0-2-0	1-4-0	14-21	2001-02	0-2-0	1-1-0	1-3-0	9-15
1973-74	0-2-0	0-3-0	0-5-0	16-30	2002-03	0-2-0	2-0-0	2-2-0	10-10
1974-75	1-0-2	0-2-0	1-2-2	20-21	2003-04	1-1-0	0-2-0	1-3-0	8-15
1975-76	0-0-2	0-3-0	0-3-2	14-24	2004-05	No Season			
1976-77	1-1-1	0-2-0	1-3-1	10-17	2005-06	0-1-1	0-2-0	0-3-1	13-22
1977-78	0-2-0	0-3-0	0-5-0	11-33	2006-07	1-0-1	1-0-1	2-0-2	16-9
1978-79	1-0-1	1-1-0	2-1-1	14-16	2007-08	1-1-0	1-1-0	2-2-0	10-13
1979-80	0-2-0	2-0-0	2-2-0	14-16	2008-09	1-1-0	1-1-0	2-2-0	11-14
1980-81	0-2-0	0-1-1	0-3-1	13-22	2009-10	2-0-0	1-1-0	3-1-0	11-9
1981-82	1-1-0	0-0-1	1-1-1	10-10	2010-11	0-2-0	2-0-0	2-2-0	12-15
1982-83	1-0-0	0-2-0	1-2-0	10-14	2011-12	1-1-0	2-0-0	3-1-0	13-9
1983-84	0-2-0	0-1-0	0-3-0	7-18	2012-13	2-0-0	1-0-0	3-0-0	8-5
1984-85	0-1-0	1-1-0	1-2-0	12-16	2013-14	1-0-0	0-1-1	1-1-1	8-9
1985-86	1-1-0	0-1-0	1-2-0	8-11	2014-15	0-1-1	1-0-0	1-1-1	5-7
1986-87	1-0-0	0-2-0	1-2-0	9-11	2015-16	0-1-0	0-2-0	0-3-0	3-14
1987-88	0-1-1	0-1-0	0-2-1	7-11	2016-17	2-0-0	0-1-0	2-1-0	12-8
1988-89	0-1-0	1-0-1	1-1-1	10-13	2017-18	1-0-0	0-2-0	1-2-0	13-17
1989-90	1-1-0	0-1-0	1-2-0	13-15	2018-19	2-0-0	0-0-1	2-0-1	10-7
1990-91	1-0-0	0-1-1	1-1-1	12-11	2019-20	1-0-0	0-2-0	1-2-0	9-13
1991-92	0-0-1	1-1-0	1-1-1	14-15	2020-21	2-2-0	1-2-1	3-4-1	19-21
1992-93	2-0-0	*2-1-0	4-1-0	18-14	2021-22	1-0-0	1-1-0	2-1-0	9-4
1993-94	#3-0-0	3-0-0	6-0-0	33-17					
1994-95	2-0-0	1-1-0	3-1-0	15-12					
1995-96	2-0-0	1-2-0	3-2-0	29-27					



## PITTSBURGH PENGUINS vs. BOSTON BRUINS 2021-2022 REGULAR SEASON

**at PITTSBURGH PENGUINS**

Date	Score	W Goal
21 Apr '22	BOS 0 @ PIT 4	Jake Guentzel

**at BOSTON BRUINS**

Date	Score	W Goal
16 Apr '22	PIT 1 @ BOS 2	Erik Haula
08 Feb '22	PIT 4 @ BOS 2	Sidney Crosby

**Individual Scoring**

PENGUINS										BRUINS									
Player	GP	G	A	P	+/-	PIM	PP	SH		Player	GP	G	A	P	+/-	PIM	PP	SH	
Jake Guentzel	3	3	2	5	4	0	0	0		David Pastrnak	1	2	0	2	-1	0	1	0	
Danton Heinen	3	3	0	3	3	0	0	0		Erik Haula	3	1	1	2	1	0	0	0	
Sidney Crosby	3	1	1	2	2	4	1	0		Taylor Hall	3	0	2	2	-1	4	0	0	
Bryan Rust	3	1	1	2	1	0	0	0		Trent Frederic	2	1	0	1	-1	0	0	0	
John Marino	3	0	2	2	1	0	0	0		Patrice Bergeron	3	0	1	1	-2	0	0	0	
Brock McGinn	3	0	2	2	1	0	0	0		Mike Reilly	3	0	1	1	-1	2	0	0	
Jason Zucker	2	1	0	1	0	0	0	0		Craig Smith	3	0	1	1	-2	2	0	0	
Jeff Carter	3	0	1	1	1	0	0	0		Brandon Carlo	3	0	0	0	-2	0	0	0	
Kris Letang	3	0	1	1	2	0	0	0		Connor Clifton	3	0	0	0	-1	0	0	0	
Mike Matheson	3	0	1	1	2	4	0	0		Charlie Coyle	3	0	0	0	-4	2	0	0	
Evan Rodrigues	3	0	1	1	0	0	0	0		Jake DeBrusk	3	0	0	0	-3	2	0	0	
Teddy Blueger	2	0	1	1	1	0	0	0		Nick Foligno	3	0	0	0	-1	2	0	0	
Rickard Rakell	2	0	1	1	3	0	0	0		Derek Forbort	3	0	0	0	-1	0	0	0	
Brian Boyle	3	0	0	0	0	0	0	0		Matt Grzelcyk	3	0	0	0	-2	0	0	0	
Brian Dumoulin	3	0	0	0	1	0	0	0		Curtis Lazar	3	0	0	0	-1	0	0	0	
Kasperii Kapanen	3	0	0	0	-2	0	0	0		Brad Marchand	3	0	0	0	-3	12	0	0	
Marcus Pettersson	3	0	0	0	2	2	0	0		Charlie McAvoy	3	0	0	0	-1	2	0	0	
Chad Ruhwedel	3	0	0	0	2	2	0	0		Marc McLaughlin	2	0	0	0	-1	0	0	0	
Zach Aston-Reese	1	0	0	0	0	0	0	0		Tomas Nosek	2	0	0	0	0	0	0	0	
Dominik Simon	1	0	0	0	0	0	0	0		Jesper Froden	1	0	0	0	1	0	0	0	
Radim Zohorna	1	0	0	0	1	2	0	0		Oskar Steen	1	0	0	0	-1	0	0	0	

Power Play: 1-8 12.5% / Penalty Killing: 6-7 85.7%

Power Play: 1-7 14.3% / Penalty Killing: 7-8 87.5%

**Goaltending**

PENGUINS										BRUINS										
Goalie	GP	Min	WLOT	GA	SA	SV	GAA	SV%		Goalie	GP	Min	WLOT	GA	SA	SV	GAA	SV%		
Casey DeSmith	2	118	1-1-0	2	81	79	1.02	.975		Jeremy Swayman	3	178	1-2-0	7	79	72	2.37	.911		
Tristan Jarry	1	60	1-0-0	2	45	43	2.00	.956												

**Goals by Period**

PENGUINS						BRUINS					
	1st	2nd	3rd	OT	Total		1st	2nd	3rd	OT	Total
Goals	1	6	2	0	9	Goals	4	0	0	0	4

**Shots by Period**

PENGUINS						BRUINS					
	1st	2nd	3rd	OT	Total		1st	2nd	3rd	OT	Total
Shots	29	29	23	0	81	Shots	39	42	45	0	126

\* - Overtime \*\* - Shootout



# BUFFALO SABRES

## YEAR BY YEAR OVERALL TOTALS

**PIT 58-26-20**
**ROAD 40-40-21**
**TOTAL 98-66-41**
**GF/GA 670-642**

## SABRES VS. PENGUINS

**All-time scorer vs. Pittsburgh:** Gilbert Perreault (69gp, 39-51-90)

**All-time Pittsburgh scorer vs. Buffalo:** Sidney Crosby (53gp, 25-52-77)

**Longest Buffalo win streak vs. Pittsburgh:** 5, Oct. 10, 2005-Nov. 17, 2006; Oct. 24, 1979-Oct. 18, 1980

**Longest Pittsburgh win streak vs. Buffalo:** 9, Oct. 5, 2013-Mar. 29, 2016

**Longest Buffalo undefeated streak vs. Pittsburgh:** 9, Oct. 10, 1970-Dec. 31, 1971 (3-0-6); March 22, 1972-Jan. 3, 1974 (6-0-3)

**Longest Pittsburgh undefeated streak vs. Buffalo:** 18, Oct. 5, 2013-Mar. 14, 2019 (15-0-3)

**Last Buffalo win at home:** Mar. 23, 2022 (4-3) [0-0-0 since last win]

**Last Pittsburgh win at home:** Dec. 17, 2021 (3-2) [0-0-0 since last win]

**Last Buffalo win at Pittsburgh:** Nov. 16, 2021 (2-1) [0-1-0 since last win]

**Last Pittsburgh win at Buffalo:** Mar. 23, 2022 (3-4 SO) [0-0-0 since last win]

**Most goals by Buffalo vs. Pittsburgh:** 10, Mar. 4, 1983 (B, 10-2); Dec. 7, 1980 (B, 10-1)

**Most goals by Pittsburgh vs. Buffalo:** 8, May 6, 2021 (P, 8-4); Dec. 17, 2012 (P, 8-3); Oct. 13, 1987 (P, 8-3)

**Most goals by both teams:** 13, Oct. 12, 1988 (B, 8-5); Mar. 10, 1976 (B, 7-6)

**Last Buffalo shutout vs. Pittsburgh:** Jan. 21, 2003 (0-0) – Martin Biron

**Last Pittsburgh shutout vs. Buffalo:** May 8, 2021 (1-0) – Maxime Legace

**Last Buffalo hat trick vs. Pittsburgh:** Oct. 12, 1988 – Dave Andreychuk

**Last Pittsburgh hat trick vs. Buffalo:** May 6, 2021 – Jeff Carter (4G)

**Last Pittsburgh trade with Buffalo:** Feb. 24, 2020 – Conor Sheary and Evan Rodrigues to Pittsburgh in exchange for Dominik Kahun

**Pittsburgh's Overtime/Shootout Record vs. Buffalo:** 11-8-16

## YEAR BY YEAR

YEAR	PIT	ROAD	TOTAL	GF/GA
1970-71	0-2-1	0-0-3	0-2-4	19-22
1971-72	0-1-2	1-1-1	1-2-3	14-14
1972-73	0-0-2	0-3-0	0-3-2	9-14
1973-74	3-0-0	0-2-0	3-2-0	17-15
1974-75	0-0-2	0-3-0	0-3-2	18-30
1975-76	1-2-0	0-2-0	1-4-0	13-27
1976-77	3-0-0	1-0-1	4-0-1	20-12
1977-78	0-0-2	0-0-3	0-0-5	17-17
1978-79	1-0-1	1-0-1	2-0-2	19-15
1979-80	0-2-0	0-2-0	0-4-0	8-30
1980-81	0-2-0	0-1-1	0-3-1	5-21
1981-82	1-1-0	0-1-0	1-2-0	12-15
1982-83	1-0-0	0-1-1	1-1-1	12-18
1983-84	0-2-0	0-1-0	0-3-0	9-16
1984-85	0-0-1	0-2-0	0-2-1	5-12
1985-86	1-0-1	1-0-0	2-0-1	11-6
1986-87	1-0-0	1-0-1	2-0-1	15-10
1987-88	2-0-0	0-0-1	2-0-1	16-9
1988-89	1-0-0	0-2-0	1-2-0	13-16
1989-90	0-2-0	0-1-0	0-3-0	6-14
1990-91	1-0-0	1-0-1	2-0-1	14-10
1991-92	1-1-0	1-0-0	2-1-0	14-11
1992-93	2-0-0	1-1-0	3-1-0	18-16
1993-94	*3-0-0	2-1-0	5-1-0	21-13
1994-95	1-0-1	1-1-0	2-1-1	15-13
1995-96	2-1-0	1-1-1	3-2-1	23-22
1996-97	3-0-0	0-3-0	3-3-0	14-14
1997-98	2-0-1	0-1-1	2-1-2	11-9
1998-99	1-0-1	0-2-0	1-2-1	10-11

YEAR	PIT	ROAD	TOTAL	GF/GA
1999-00	1-0-1	2-0-0	3-0-1	10-5
2000-01	1-1-0	2-0-0	3-1-0	17-11
2001-02	1-0-1	1-1-0	2-1-1	10-9
2002-03	2-0-0	1-0-1	3-0-1	14-5
2003-04	1-0-1	1-1-0	2-1-1	7-9
2004-05	No Season			
2005-06	0-1-1	0-1-1	0-2-2	10-14
2006-07	1-1-0	1-1-0	2-2-0	11-14
2007-08	2-0-0	2-0-0	4-0-0	14-5
2008-09	1-1-0	1-1-0	2-2-0	15-13
2009-10	2-0-0	1-1-0	3-1-0	12-11
2010-11	2-0-0	2-0-0	4-0-0	12-5
2011-12	1-1-0	1-1-0	2-2-0	17-15
2012-13	0-2-0	1-0-0	1-2-0	7-11
2013-14	2-0-0	1-0-0	3-0-0	12-2
2014-15	1-0-0	2-0-0	3-0-0	13-1
2015-16	2-0-0	1-0-0	3-0-0	12-10
2016-17	1-0-0	1-0-1	2-0-1	8-5
2017-18	2-0-0	1-0-0	3-0-0	14-5
2018-19	0-0-1	1-0-1	1-0-2	12-9
2019-20	0-2-0	1-0-0	1-2-0	7-10
2020-21	4-0-0	3-1-0	7-1-0	31-14
2021-22	1-1-0	0-0-1	1-1-1	7-7

## PITTSBURGH PENGUINS vs. BUFFALO SABRES 2021-2022 REGULAR SEASON

### at PITTSBURGH PENGUINS

Date	Score	W Goal
17 Dec '21 *	BUF 2 @ PIT 3	Jeff Carter
16 Nov '21	BUF 2 @ PIT 1	Kyle Okposo

### at BUFFALO SABRES

Date	Score	W Goal
23 Mar '22 **	PIT 3 @ BUF 4	Tage Thompson

### Individual Scoring

PENGUINS										SABRES									
Player	GP	G	A	P	+/-	PIM	PP	SH		Player	GP	G	A	P	+/-	PIM	PP	SH	
Sidney Crosby	3	1	3	4	-3	0	1	0		Zemgus Girgensons	3	2	1	3	3	0	0	0	
Kris Letang	3	1	2	3	0	2	1	0		Kyle Okposo	3	1	2	3	2	0	0	0	
Bryan Rust	2	0	3	3	-2	2	0	0		Tage Thompson	3	2	0	2	2	9	0	0	
Jake Guentzel	2	1	1	2	-2	2	1	0		Rasmus Dahlin	3	1	1	2	0	2	0	0	
Evgeni Malkin	1	1	1	2	-1	0	0	0		Colin Miller	3	1	0	1	1	2	0	0	
Jeff Carter	3	1	0	1	1	2	0	0		Rasmus Asplund	3	0	1	1	1	0	0	0	
Evan Rodrigues	3	1	0	1	0	0	1	0		Dylan Cozens	3	0	1	1	0	0	0	0	
Brock McGinn	2	1	0	1	0	0	0	0		Jeff Skinner	3	0	1	1	1	0	0	0	
Teddy Blueger	3	0	1	1	0	0	0	0		John Hayden	2	0	1	1	1	0	0	0	
Mike Matheson	3	0	1	1	-2	0	0	0		Drake Caggiula	1	0	1	1	1	0	0	0	
Brian Dumoulin	3	0	0	0	-1	0	0	0		Casey Fitzgerald	1	0	1	1	1	5	0	0	
Danton Heinen	3	0	0	0	-2	2	0	0		Mattias Samuelsson	1	0	1	1	3	0	0	0	
Kasperii Kapanen	3	0	0	0	1	2	0	0		Alex Tuch	1	0	1	1	1	0	0	0	
John Marino	3	0	0	0	-1	0	0	0		Jacob Bryson	3	0	0	0	4	2	0	0	
Marcus Pettersson	3	0	0	0	-4	4	0	0		Cody Eakin	3	0	0	0	1	2	0	0	
Chad Ruhwedel	3	0	0	0	-1	2	0	0		Vinnie Hinostroza	3	0	0	0	0	2	0	0	
Zach Aston-Reese	2	0	0	0	0	12	0	0		Mark Pysyk	3	0	0	0	1	2	0	0	
Dominik Simon	2	0	0	0	-2	2	0	0		Henri Jokiharju	2	0	0	0	-1	0	0	0	
Jason Zucker	2	0	0	0	0	0	0	0		Victor Olofsson	2	0	0	0	0	0	0	0	
Brian Boyle	1	0	0	0	-1	0	0	0		Anders Bjork	1	0	0	0	0	2	0	0	
Sam Lafferty	1	0	0	0	-1	5	0	0		Will Butcher	1	0	0	0	0	0	0	0	
Drew O'Connor	1	0	0	0	-1	0	0	0		Robert Hagg	1	0	0	0	0	5	0	0	
Rickard Rakell	1	0	0	0	0	0	0	0		Mark Jankowski	1	0	0	0	1	0	0	0	
Radim Zohorna	1	0	0	0	0	0	0	0		Peyton Krebs	1	0	0	0	-1	0	0	0	

Power Play: 4-10 40.0% / Penalty Killing: 11-11 100.0%

Power Play: 0-11 0.0% / Penalty Killing: 6-10 60.0%

### Goaltending

PENGUINS										SABRES									
Goalie	GP	Min	WLOT	GA	SA	SV	GAA	SV%		Goalie	GP	Min	WLOT	GA	SA	SV	GAA	SV%	
Tristan Jarry	2	122	1-1-0	4	40	36	1.97	.900		Dustin Tokarski	1	60	1-0-0	1	46	45	1.00	.978	
Casey DeSmith	1	65	0-0-1	3	33	30	2.77	.909		Craig Anderson	1	65	1-0-0	3	26	23	2.77	.885	
										Malcolm Subban	1	63	0-0-1	3	48	45	2.86	.938	

### Goals by Period

PENGUINS						SABRES					
	1st	2nd	3rd	OT	Total		1st	2nd	3rd	OT	Total
Goals	1	3	2	1	7	Goals	1	4	2	0	7

### Shots by Period

PENGUINS						SABRES					
	1st	2nd	3rd	OT	Total		1st	2nd	3rd	OT	Total
Shots	44	30	42	4	120	Shots	26	28	17	2	73

\* - Overtime \*\* - Shootout



# CALGARY FLAMES

## YEAR BY YEAR OVERALL TOTALS

Franchise played as Atlanta Flames from 1972-73 to 1979-80

**PIT** 30-14-11

**ROAD** 18-28-11

**TOTAL** 48-42-22

**GF/GA** 373-385

## FLAMES VS. PENGUINS

**All-time scorer vs. Pittsburgh:** Al MacInnis (27gp, 6-23-29)

**All-time Pittsburgh scorer vs. Calgary:** Mario Lemieux (26gp, 20-42-62)

**Longest Calgary win streak vs. Pittsburgh:** 5, Nov. 7, 2015-Nov. 2, 2017; Nov. 4, 1977-Nov. 3, 1978

**Longest Pittsburgh win streak vs. Calgary:** 9, Dec. 6, 2007-Feb. 6, 2015

**Longest Calgary undefeated streak vs. Pittsburgh:** 10, Feb. 7, 1981-Feb. 16, 1984 (6-0-4)

**Longest Pittsburgh undefeated streak vs. Calgary:** 9, Dec. 6, 2007-Feb. 6, 2015 (9-0-0)

**Last Calgary win at home:** Nov. 29, 2021 [2-1 SO] [0-0-0 since last win]

**Last Pittsburgh win at home:** Nov. 25, 2019 [3-2 OT] [0-1-0 since last win]

**Last Calgary win at Pittsburgh:** Oct. 28, 2021 [4-0] [0-0-0 since last win]

**Last Pittsburgh win at Calgary:** Dec. 17, 2019 [4-1] [0-1-0 since last win]

**Most goals by Calgary vs. Pittsburgh:** 10, Mar. 9, 1989 [C, 10-3]; Feb. 16, 1984 [C, 10-3]

**Most goals by Pittsburgh vs. Calgary:** 9, Oct. 25, 2018 [P, 9-1]

**Most goals by both teams:** 13, Mar. 9, 1989 [C, 10-3]; Feb. 16, 1984 [C, 10-3]

**Last Calgary shutout vs. Pittsburgh:** Oct. 28, 2021 [4-0] – Jacob Markstrom

**Last Pittsburgh shutout vs. Calgary:** Feb. 6, 2015 [4-0] – Marc-Andre Fleury

**Last Calgary hat trick vs. Pittsburgh:** Dec. 7, 2003 – Shean Donovan

**Last Pittsburgh hat trick vs. Calgary:** Nov. 27, 2010 – Sidney Crosby

**Last Pittsburgh trade with Calgary:** Mar. 5, 2014 – Lee Stempniak to Pittsburgh in exchange for a 2014 third-round draft pick

**Pittsburgh's Overtime/Shootout Record vs. Calgary:** 3-1-10

## YEAR BY YEAR

YEAR	PIT	ROAD	TOTAL	GF/GA	YEAR	PIT	ROAD	TOTAL	GF/GA
<b>1972-73</b>	3-0-0	1-1-0	4-1-0	23-15	<b>1997-98</b>	1-0-0	0-1-0	1-1-0	7-7
<b>1973-74</b>	1-0-2	2-1-0	3-1-2	19-18	<b>1998-99</b>	1-0-0	1-0-0	2-0-0	10-3
<b>1974-75</b>	1-0-1	0-1-1	1-1-2	12-14	<b>1999-00</b>	0-0-0	0-1-0	0-1-0	2-8
<b>1975-76</b>	1-0-1	1-1-0	2-1-1	13-10	<b>2000-01</b>	1-0-0	0-0-1	1-0-1	7-4
<b>1976-77</b>	0-1-1	0-2-0	0-3-1	12-18	<b>2001-02</b>	0-0-0	1-0-0	1-0-0	6-4
<b>1977-78</b>	1-1-0	0-2-0	1-3-0	8-13	<b>2002-03</b>	1-0-0	0-0-0	1-0-0	2-0
<b>1978-79</b>	0-2-0	0-1-1	0-3-1	7-16	<b>2003-04</b>	0-0-0	0-1-0	0-1-0	1-6
<b>1979-80</b>	1-0-1	1-1-0	2-1-1	11-11	<b>2004-05</b>	No Season			
<b>1980-81</b>	1-1-0	0-1-1	1-2-1	13-19	<b>2005-06</b>	0-1-0	0-0-0	0-1-0	2-3
<b>1981-82</b>	0-0-1	0-1-1	0-1-2	7-11	<b>2006-07</b>	Did Not Play			
<b>1982-83</b>	0-2-0	0-1-0	0-3-0	6-14	<b>2007-08</b>	0-0-0	1-0-0	1-0-0	2-2
<b>1983-84</b>	0-0-1	0-1-1	0-1-2	10-17	<b>2008-09</b>	1-0-0	0-0-0	1-0-0	2-0
<b>1984-85</b>	2-0-0	0-0-1	2-0-1	18-13	<b>2009-10</b>	0-0-0	1-0-0	1-0-0	3-1
<b>1985-86</b>	1-0-0	0-2-0	1-2-0	9-14	<b>2010-11</b>	1-0-0	0-0-0	1-0-0	4-1
<b>1986-87</b>	0-2-0	1-0-0	1-2-0	10-11	<b>2011-12</b>	0-0-0	1-0-0	1-0-0	5-3
<b>1987-88</b>	1-0-0	1-0-1	2-0-1	14-10	<b>2012-13</b>	Did Not Play			
<b>1988-89</b>	1-1-0	0-1-0	1-2-0	11-15	<b>2013-14</b>	1-0-0	1-0-0	2-0-0	6-4
<b>1989-90</b>	0-0-1	0-2-0	0-2-1	9-13	<b>2014-15</b>	1-0-0	1-0-0	2-0-0	7-1
<b>1990-91</b>	2-0-0	0-1-0	2-1-0	13-12	<b>2015-16</b>	0-1-0	0-1-0	0-2-0	4-9
<b>1991-92</b>	1-0-0	1-1-0	2-1-0	16-12	<b>2016-17</b>	0-0-1	0-0-1	0-0-2	5-5
<b>1992-93</b>	1-0-0	1-0-0	2-0-0	7-5	<b>2017-18</b>	1-0-0	0-0-1	1-0-1	5-5
<b>1993-94</b>	0-0-1	0-1-0	0-1-1	5-7	<b>2018-19</b>	0-1-0	1-0-0	1-1-0	13-6
<b>1994-95</b>	Did Not Play				<b>2019-20</b>	1-0-0	1-0-0	2-0-0	7-3
<b>1995-96</b>	1-0-0	0-1-0	1-1-0	10-8	<b>2020-21</b>	Did Not Play			
<b>1996-97</b>	1-0-0	0-1-0	1-1-0	9-9	<b>2021-22</b>	0-1-0	0-0-1	0-1-1	1-5

## PITTSBURGH PENGUINS vs. CALGARY FLAMES 2021-2022 REGULAR SEASON

at PITTSBURGH PENGUINS

Date	Score	W Goal
28 Oct '21	CGY 4 @ PIT 0	Johnny Gaudreau

at CALGARY FLAMES

Date	Score	W Goal
29 Nov '21 **	PIT 1 @ CGY 2	Mikael Backlund

Individual Scoring

PENGUINS										FLAMES									
Player	GP	G	A	P	+/-	PIM	PP	SH		Player	GP	G	A	P	+/-	PIM	PP	SH	
Jake Guentzel	2	1	0	1	0	0	1	0		Oliver Kylington	2	0	3	3	2	0	0	0	
Sidney Crosby	1	0	1	1	0	0	0	0		Milan Lucic	2	2	0	2	2	0	0	0	
Kris Letang	1	0	1	1	0	0	0	0		Johnny Gaudreau	2	1	1	2	2	0	0	0	
Zach Aston-Reese	2	0	0	0	-2	0	0	0		Blake Coleman	2	1	0	1	1	4	0	0	
Teddy Blueger	2	0	0	0	-3	0	0	0		Dillon Dube	2	1	0	1	1	0	0	0	
Brian Dumoulin	2	0	0	0	-2	2	0	0		Mikael Backlund	2	0	1	1	2	2	0	0	
Danton Heinen	2	0	0	0	0	0	0	0		Christopher Tanev	2	0	1	1	3	0	0	0	
Kasperii Kapanen	2	0	0	0	-1	0	0	0		Matthew Tkachuk	2	0	1	1	1	0	0	0	
Sam Lafferty	2	0	0	0	-1	0	0	0		Rasmus Andersson	2	0	0	0	2	0	0	0	
John Marino	2	0	0	0	-2	0	0	0		Erik Gudbranson	2	0	0	0	1	4	0	0	
Mike Matheson	2	0	0	0	-1	0	0	0		Trevor Lewis	2	0	0	0	1	2	0	0	
Brock McGinn	2	0	0	0	-3	2	0	0		Elias Lindholm	2	0	0	0	1	0	0	0	
Marcus Pettersson	2	0	0	0	-2	0	0	0		Andrew Mangiapane	2	0	0	0	0	0	0	0	
Evan Rodrigues	2	0	0	0	0	0	0	0		Sean Monahan	2	0	0	0	0	0	0	0	
Chad Ruhwedel	2	0	0	0	-1	2	0	0		Tyler Pitlick	2	0	0	0	2	0	0	0	
Dominik Simon	2	0	0	0	-1	0	0	0		Noah Hanifin	1	0	0	0	0	0	0	0	
Jason Zucker	2	0	0	0	-2	0	0	0		Brad Richardson	1	0	0	0	1	0	0	0	
Brian Boyle	1	0	0	0	-1	0	0	0		Brett Ritchie	1	0	0	0	1	0	0	0	
Jeff Carter	1	0	0	0	0	0	0	0		Michael Stone	1	0	0	0	1	0	0	0	
Mark Friedman	1	0	0	0	-2	0	0	0		Juuso Valimaki	1	0	0	0	1	0	0	0	
Drew O'Connor	1	0	0	0	-1	0	0	0		Nikita Zadorov	1	0	0	0	0	0	0	0	

Power Play: 1-5 20.0% / Penalty Killing: 2-2 100.0%

Power Play: 0-2 0.0% / Penalty Killing: 4-5 80.0%

Goaltending

PENGUINS										FLAMES										
Goalie	GP	Min	WLOT	GA	SA	SV	GAA	SV%		Goalie	GP	Min	WLOT	GA	SA	SV	GAA	SV%		
Tristan Jarry	1	65	0-0-1	1	32	31	0.92	.969		Jacob Markstrom	2	125	2-0-0	1	67	66	0.48	.985		
Casey DeSmith	1	60	0-1-0	4	35	31	4.00	.886												

Goals by Period

PENGUINS						FLAMES					
	1st	2nd	3rd	OT	Total		1st	2nd	3rd	OT	Total
Goals	0	0	1	0	1	Goals	1	1	3	0	5

Shots by Period

PENGUINS						FLAMES					
	1st	2nd	3rd	OT	Total		1st	2nd	3rd	OT	Total
Shots	23	22	21	1	67	Shots	21	22	22	2	67

\* - Overtime \*\* - Shootout



# CAROLINA HURRICANES

## YEAR BY YEAR OVERALL TOTALS

Franchise played as Hartford Whalers from 1979-80 to 1996-97

**PIT** 41-29-7

**ROAD** 35-30-12

**TOTAL** 76-59-19

**GF/GA** 531-507

## HURRICANES VS. PENGUINS

**All-time scorer vs. Pittsburgh:** Ron Francis (50gp, 21-41-62)

**All-time Pittsburgh scorer vs. Carolina:** Mario Lemieux (40gp, 30-44-74)

**Longest Carolina win streak vs. Pittsburgh:** 4, Feb. 26, 1989-Mar. 25, 1990; Oct. 28, 1986-Jan. 9, 1988

**Longest Pittsburgh win streak vs. Carolina:** 7, Jan. 17, 2016-Apr. 2, 2017

**Longest Carolina undefeated streak vs. Pittsburgh:** 7, Feb. 26, 1989-Dec. 8, 1990 (6-0-1)

**Longest Pittsburgh undefeated streak vs. Carolina:** 12, Nov. 22, 1996-Jan. 7, 1999 (9-0-3)

**Last Carolina win at home:** Mar. 4 2022 (3-2) [0-0-0 since last win]

**Last Pittsburgh win at home:** Mar. 13, 2022 (4-2) [0-0-0 since last win]

**Last Carolina win at Pittsburgh:** Feb. 20, 2022 (4-3) [0-1-0 since last win]

**Last Pittsburgh win at Carolina:** Dec. 22, 2018 (3-0) [0-2-0 since last win]

**Most goals by Carolina vs. Pittsburgh:** 9, Mar. 30, 1989 (H, 9-5); Nov. 22, 1984 (H, 9-3); Dec. 26, 1980 (H, 9-7)

**Most goals by Pittsburgh vs. Carolina:** 10, Apr. 3, 1993 (P, 10-2)

**Most goals by both teams:** 16, Dec. 26, 1980 (H, 9-7)

**Last Carolina shutout vs. Pittsburgh:** Feb. 5, 2019 (4-0) - Curtis McElhinney

**Last Pittsburgh shutout vs. Carolina:** Dec. 22, 2018 (3-0) - Matt Murray

**Last Carolina hat trick vs. Pittsburgh:** Nov. 29, 2003 - Radim Vrbata

**Last Pittsburgh hat trick vs. Carolina:** Oct. 8, 2013 - Jussi Jokinen

**Last Pittsburgh trade with Carolina:** June 15, 2019 - Josh Jooris to Pittsburgh in exchange for Gregg McKeeg

**Pittsburgh's Overtime/Shootout Record vs. Carolina:** 10-7-11

## YEAR BY YEAR

YEAR	PIT	ROAD	TOTAL	GF/GA	YEAR	PIT	ROAD	TOTAL	GF/GA
<b>1979-80</b>	1-0-1	0-2-0	1-2-1	15-21	<b>2004-05</b>	No Season			
<b>1980-81</b>	1-1-0	1-1-0	2-2-0	20-20	<b>2005-06</b>	0-2-0	1-0-1	1-2-1	14-17
<b>1981-82</b>	1-0-1	1-0-0	2-0-1	18-11	<b>2006-07</b>	1-1-0	0-2-0	1-3-0	8-14
<b>1982-83</b>	1-0-0	2-0-0	3-0-0	14-7	<b>2007-08</b>	2-0-0	0-2-0	2-2-0	10-12
<b>1983-84</b>	1-1-0	1-0-0	2-1-0	11-10	<b>2008-09</b>	1-1-0	1-0-1	2-1-1	12-8
<b>1984-85</b>	1-0-0	0-2-0	1-2-0	10-13	<b>2009-10</b>	0-1-1	1-0-1	1-1-2	9-12
<b>1985-86</b>	1-1-0	0-1-0	1-2-0	12-10	<b>2010-11</b>	2-0-0	1-1-0	3-1-0	11-10
<b>1986-87</b>	0-1-0	0-2-0	0-3-0	12-18	<b>2011-12</b>	2-0-0	1-1-0	3-1-0	11-10
<b>1987-88</b>	2-0-0	0-1-0	2-1-0	13-11	<b>2012-13</b>	1-0-0	1-1-0	2-1-0	14-10
<b>1988-89</b>	0-1-0	1-1-0	1-2-0	15-20	<b>2013-14</b>	1-1-0	2-0-0	3-1-0	13-10
<b>1989-90</b>	0-1-1	0-1-0	0-2-1	9-15	<b>2014-15</b>	1-1-0	1-1-0	2-2-0	9-12
<b>1990-91</b>	0-1-0	1-1-0	1-2-0	10-11	<b>2015-16</b>	2-1-0	1-0-1	3-1-1	13-8
<b>1991-92</b>	0-2-0	0-0-1	0-2-1	11-16	<b>2016-17</b>	2-0-0	2-0-0	4-0-0	16-6
<b>1992-93</b>	1-0-0	2-0-0	3-0-0	21-8	<b>2017-18</b>	1-1-0	1-1-0	2-2-0	10-8
<b>1993-94</b>	2-0-0	2-1-0	4-1-0	23-22	<b>2018-19</b>	1-1-0	1-0-1	2-1-1	8-7
<b>1994-95</b>	1-1-0	1-1-0	2-2-0	15-16	<b>2019-20</b>	0-1-0	0-0-0	0-1-0	2-6
<b>1995-96</b>	3-0-0	0-2-1	3-2-1	28-18	<b>2020-21</b>	Did Not Play			
<b>1996-97</b>	0-0-2	2-1-0	2-1-2	22-17	<b>2021-22</b>	1-1-0	0-0-1	1-1-1	9-9
<b>1997-98</b>	3-0-0	3-0-0	6-0-0	22-10					
<b>1998-99</b>	1-1-0	1-0-1	2-1-1	13-12					
<b>1999-00</b>	1-1-0	1-1-0	2-2-0	14-13					
<b>2000-01</b>	0-2-0	1-1-0	1-3-0	12-15					
<b>2001-02</b>	0-2-0	0-0-2	0-2-2	6-15					
<b>2002-03</b>	1-1-0	1-1-0	2-2-0	7-9					
<b>2003-04</b>	1-0-1	0-1-1	1-1-2	9-10					

## PITTSBURGH PENGUINS vs. CAROLINA HURRICANES 2021-2022 REGULAR SEASON

**at PITTSBURGH PENGUINS**

Date	Score	W Goal
13 Mar '22	CAR 2 @ PIT 4	Sidney Crosby
20 Feb '22	CAR 4 @ PIT 3	Sebastian Aho

**at CAROLINA HURRICANES**

Date	Score	W Goal
04 Mar '22 *	PIT 2 @ CAR 3	Andrei Svechnikov

**Individual Scoring**

PENGUINS										HURRICANES									
Player	GP	G	A	P	+/-	PIM	PP	SH		Player	GP	G	A	P	+/-	PIM	PP	SH	
Sidney Crosby	3	3	1	4	3	0	0	0		Jordan Staal	3	3	1	4	2	0	0	0	
Jake Guentzel	3	1	2	3	3	0	0	0		Sebastian Aho	3	2	1	3	-2	0	1	0	
Bryan Rust	3	1	2	3	3	0	0	0		Teuvo Teravainen	3	0	3	3	-1	0	0	0	
Kris Letang	3	0	3	3	2	8	0	0		Nino Niederreiter	3	0	2	2	1	2	0	0	
Brian Boyle	3	1	1	2	1	0	0	0		Brady Skjei	3	0	2	2	1	2	0	0	
Evan Rodrigues	3	1	1	2	-1	0	1	0		Jesper Fast	3	1	0	1	2	0	0	0	
Evgeni Malkin	3	0	2	2	-2	0	0	0		Jesperi Kotkaniemi	3	1	0	1	0	2	0	0	
Zach Aston-Reese	3	1	0	1	2	0	0	0		Brett Pesce	3	1	0	1	0	0	0	0	
Danton Heinen	3	1	0	1	-3	0	0	0		Andrei Svechnikov	3	1	0	1	0	0	1	0	
Jeff Carter	3	0	1	1	0	0	0	0		Ethan Bear	3	0	1	1	-2	0	0	0	
John Marino	3	0	1	1	3	0	0	0		Jordan Martinook	3	0	1	1	0	4	0	0	
Mike Matheson	2	0	1	1	0	0	0	0		Vincent Trocheck	3	0	1	1	-2	5	0	0	
Marcus Pettersson	2	0	1	1	1	2	0	0		Seth Jarvis	2	0	1	1	0	2	0	0	
Teddy Blueger	1	0	1	1	1	0	0	0		Tony DeAngelo	1	0	1	1	0	0	0	0	
Brian Dumoulin	3	0	0	0	2	0	0	0		Steven Lorentz	3	0	0	0	-2	2	0	0	
Kasperii Kapanen	3	0	0	0	-3	0	0	0		Martin Necas	3	0	0	0	-2	2	0	0	
Chad Ruhwedel	3	0	0	0	-3	0	0	0		Jacob Slavin	3	0	0	0	-1	0	0	0	
Mark Friedman	2	0	0	0	-3	5	0	0		Jalen Chatfield	2	0	0	0	0	0	0	0	
Brock McGinn	2	0	0	0	-1	0	0	0		Ian Cole	2	0	0	0	0	2	0	0	
Dominik Simon	2	0	0	0	0	0	0	0		Brendan Smith	1	0	0	0	0	0	0	0	
Radim Zohorna	1	0	0	0	0	0	0	0		Derek Stepan	1	0	0	0	0	0	0	0	

Power Play: 1-9 11.1% / Penalty Killing: 4-6 66.7%

Power Play: 2-6 33.3% / Penalty Killing: 8-9 88.9%

**Goaltending**

PENGUINS										HURRICANES										
Goalie	GP	Min	WLOT	GA	SA	SV	GAA	SV%		Goalie	GP	Min	WLOT	GA	SA	SV	GAA	SV%		
Tristan Jarry	2	117	1-1-0	6	73	67	3.07	.918		Antti Raanta	3	182	2-1-0	7	78	71	2.31	.910		
Casey DeSmith	1	63	0-0-1	3	42	39	2.86	.929												

**Goals by Period**

PENGUINS						HURRICANES					
	1st	2nd	3rd	OT	Total		1st	2nd	3rd	OT	Total
Goals	3	3	3	0	9	Goals	1	2	5	1	9

**Shots by Period**

PENGUINS						HURRICANES					
	1st	2nd	3rd	OT	Total		1st	2nd	3rd	OT	Total
Shots	23	33	23	1	80	Shots	32	43	36	4	115

\* - Overtime \*\* - Shootout



# CHICAGO BLACKHAWKS

## YEAR BY YEAR OVERALL TOTALS

**PIT 34-26-10**
**ROAD 12-45-13**
**TOTAL 46-71-23**
**GF/GA 413-497**

## BLACKHAWKS VS. PENGUINS

**All-time scorer vs. Pittsburgh:**

Stan Mikita (52gp, 32-39-71)

**All-time Pittsburgh scorer vs. Chicago:**

Mario Lemieux (27gp, 25-37-62)

**Longest Chicago win streak vs.**
**Pittsburgh:** 10, Jan. 21, 2015-Jan. 6, 2019

**Longest Pittsburgh win streak vs.**
**Chicago:** 3, Dec. 26, 1999-Mar. 29, 2001

**Longest Chicago undefeated streak**
**vs. Pittsburgh:** 11, Jan. 21, 2015-Nov. 9, 2019 (10-1-0)

**Longest Pittsburgh undefeated streak**
**vs. Chicago:** 6, Mar. 5, 1998-Mar. 29, 2001 (4-0-2); Dec. 2, 1978-Dec. 19, 1979 (2-0-4)

**Last Chicago win at home:** Nov. 9, 2021

(3-2 SO) (0-0-0 since last win)

**Last Pittsburgh win at home:** Oct. 16,

2021 (5-2) (0-0-0 since last win)

**Last Chicago win at Pittsburgh:**

Jan. 6, 2019 (5-3) (0-2-0 since last win)

**Last Pittsburgh win at Chicago:**

Feb. 27, 2009 (5-4 OT) (0-8-0 since last win)

**Most goals by Chicago vs. Pittsburgh:**

10, Oct. 5, 2017 (C, 10-1)

**Most goals by Pittsburgh vs. Chicago:**

10, Feb. 21, 1976 (P, 10-1)

**Most goals by both teams:** 13, Dec. 6,

1988 (P, 7-6); Oct. 23, 1968 (C, 8-5)

**Last Chicago shutout vs. Pittsburgh:**

Jan. 6, 2002 (2-0) – Jocelyn Thibault

**Last Pittsburgh shutout vs. Chicago:**

Dec. 29, 2003 (1-0) – Sebastien Caron

**Last Chicago hat trick vs. Pittsburgh:**

Oct. 5, 2017 – Brandon Saad

**Last Pittsburgh hat trick vs. Chicago:**

Dec. 12, 2018 – Bryan Rust

**Last Pittsburgh trade with Chicago:**

July 8, 2022 – 2022 draft pick to Pittsburgh in exchange for Liam Gorman

**Pittsburgh's Overtime/Shootout**
**Record vs. Chicago:** 3-2-10

## YEAR BY YEAR

YEAR	PIT	ROAD	TOTAL	GF/GA
1967-68	1-0-1	0-2-0	1-2-1	10-14
1968-69	1-2-0	1-2-0	2-4-0	22-28
1969-70	0-3-0	0-3-0	0-6-0	7-27
1970-71	2-1-0	0-3-0	2-4-0	12-17
1971-72	0-3-0	0-2-1	0-5-1	11-27
1972-73	2-0-0	1-2-0	3-2-0	15-18
1973-74	0-3-0	1-2-0	1-5-0	12-20
1974-75	2-0-0	0-1-1	2-1-1	20-14
1975-76	1-1-0	0-1-1	1-2-1	21-16
1976-77	2-0-0	0-2-0	2-2-0	12-9
1977-78	2-0-0	0-1-1	2-1-1	12-16
1978-79	2-0-0	0-0-2	2-0-2	15-8
1979-80	0-1-1	0-1-1	0-2-2	7-9
1980-81	1-1-0	0-2-0	1-3-0	15-20
1981-82	0-0-1	0-1-1	0-1-2	11-14
1982-83	0-2-0	0-1-0	0-3-0	9-15
1983-84	0-0-1	1-1-0	1-1-1	7-7
1984-85	1-1-0	0-1-0	1-2-0	12-15
1985-86	1-0-0	0-1-1	1-1-1	12-13
1986-87	1-1-0	1-0-0	2-1-0	9-4
1987-88	1-0-0	1-1-0	2-1-0	17-12
1988-89	2-0-0	1-0-0	3-0-0	20-15
1989-90	0-1-0	0-2-0	0-3-0	11-16
1990-91	0-2-0	0-1-0	0-3-0	7-15
1991-92	0-0-1	1-0-0	1-0-1	8-7

YEAR	PIT	ROAD	TOTAL	GF/GA
1992-93	1-0-0	0-1-0	1-1-0	6-8
1993-94	1-0-0	0-1-0	1-1-0	5-7
1994-95	Did Not Play			
1995-96	1-0-0	0-1-0	1-1-0	7-8
1996-97	0-1-0	0-1-0	0-2-0	3-7
1997-98	0-0-1	0-1-0	0-1-1	3-5
1998-99	1-0-0	0-0-0	1-0-0	5-2
1999-00	0-0-1	1-0-0	1-0-1	7-5
2000-01	1-0-0	1-0-0	2-0-0	9-2
2001-02	0-0-0	0-1-0	0-1-0	0-2
2002-03	1-0-0	0-0-1	1-0-1	6-4
2003-04	1-0-0	1-0-0	2-0-0	2-0
2004-05	No Season			
2005-06	0-0-0	0-1-0	0-1-0	1-4
2006-07	1-0-0	0-0-0	1-0-0	4-4
2007-08	Did Not Play			
2008-09	0-0-0	1-0-0	1-0-0	5-4
2009-10	0-0-1	0-0-0	0-0-1	1-2
2010-11	0-0-0	0-0-1	0-0-1	2-2
2011-12	1-0-0	0-0-0	1-0-0	3-2
2012-13	Did Not Play			
2013-14	1-0-0	0-1-0	1-1-0	5-6
2014-15	0-0-1	0-0-1	0-0-2	3-3
2015-16	0-0-1	0-1-0	0-1-1	3-6
2016-17	0-1-0	0-1-0	0-2-0	2-9

YEAR	PIT	ROAD	TOTAL	GF/GA
2017-18	0-1-0	0-1-0	0-2-0	2-12
2018-19	0-1-0	0-1-0	0-2-0	6-11
2019-20	1-0-0	0-0-0	1-0-0	2-2
2020-21	Did Not Play			
2021-22	1-0-0	0-0-1	1-0-1	7-4



## PITTSBURGH PENGUINS vs. CHICAGO BLACKHAWKS 2021-2022 REGULAR SEASON

at PITTSBURGH PENGUINS

Date	Score	W Goal
16 Oct '21	CHI 2 @ PIT 5	Brock McGinn

at CHICAGO BLACKHAWKS

Date	Score	W Goal
09 Nov '21 **	PIT 2 @ CHI 3	Jonathan Toews

Individual Scoring

PENGUINS										BLACKHAWKS									
Player	GP	G	A	P	+/-	PIM	PP	SH		Player	GP	G	A	P	+/-	PIM	PP	SH	
Jeff Carter	2	2	1	3	2	4	0	0		Patrick Kane	2	1	2	3	1	0	1	0	
Jake Guentzel	2	0	3	3	1	0	0	0		Seth Jones	2	1	1	2	-1	0	0	0	
Brock McGinn	2	1	1	2	2	0	0	0		Alex DeBrincat	2	0	2	2	0	0	0	0	
Drew O'Connor	2	1	1	2	2	0	0	0		Kirby Dach	2	1	0	1	2	4	0	0	
Teddy Blueger	2	1	0	1	1	0	0	0		Jujhar Khaira	2	1	0	1	0	2	0	0	
Danton Heinen	2	1	0	1	-1	2	0	0		Dominik Kubalik	2	0	1	1	-1	0	0	0	
Jason Zucker	2	1	0	1	0	0	0	0		Jonathan Toews	2	0	1	1	-2	2	0	0	
Mark Friedman	2	0	1	1	2	2	0	0		Brandon Hagel	1	0	1	1	0	0	0	0	
Kasperii Kapanen	2	0	1	1	1	0	0	0		Calvin de Haan	2	0	0	0	-2	0	0	0	
John Marino	2	0	1	1	2	0	0	0		Adam Gaudette	2	0	0	0	-2	0	0	0	
Evan Rodrigues	2	0	1	1	0	0	0	0		Erik Gustafsson	2	0	0	0	-1	0	0	0	
Brian Dumoulin	1	0	1	1	-1	0	0	0		Philipp Kurashev	2	0	0	0	-3	0	0	0	
Bryan Rust	1	0	1	1	1	0	0	0		Jake McCabe	2	0	0	0	-2	0	0	0	
Dominik Simon	1	0	1	1	1	0	0	0		Connor Murphy	2	0	0	0	-2	2	0	0	
Zach Aston-Reese	2	0	0	0	1	2	0	0		Riley Stillman	2	0	0	0	0	0	0	0	
Brian Boyle	2	0	0	0	2	4	0	0		Henrik Borgstrom	1	0	0	0	0	0	0	0	
Kris Letang	2	0	0	0	0	0	0	0		Ryan Carpenter	1	0	0	0	-2	0	0	0	
Pierre-Olivier Joseph	1	0	0	0	-1	0	0	0		MacKenzie Entwistle	1	0	0	0	-2	0	0	0	
Mike Matheson	1	0	0	0	1	0	0	0		Mike Hardman	1	0	0	0	-2	2	0	0	
Marcus Pettersson	1	0	0	0	4	0	0	0		Reese Johnson	1	0	0	0	0	0	0	0	
Juuso Riiikola	1	0	0	0	0	0	0	0		Tyler Johnson	1	0	0	0	0	0	0	0	
Chad Ruhwedel	1	0	0	0	1	0	0	0		Dylan Strome	1	0	0	0	-1	0	0	0	

Power Play: 0-5 0.0% / Penalty Killing: 4-5 80.0%

Power Play: 1-5 20.0% / Penalty Killing: 5-5 100.0%

Goaltending

PENGUINS										BLACKHAWKS									
Goalie	GP	Min	WLOT	GA	SA	SV	GAA	SV%		Goalie	GP	Min	WLOT	GA	SA	SV	GAA	SV%	
Tristan Jarry	2	125	1-0-1	4	52	48	1.92	.923		Marc-Andre Fleury	2	76	1-1-0	6	54	48	4.72	.889	
										Kevin Lankinen	1	48	0-0-0	1	16	15	1.24	.938	

Goals by Period

PENGUINS						BLACKHAWKS					
	1st	2nd	3rd	OT	Total		1st	2nd	3rd	OT	Total
Goals	4	1	2	0	7	Goals	0	3	1	0	4

Shots by Period

PENGUINS						BLACKHAWKS					
	1st	2nd	3rd	OT	Total		1st	2nd	3rd	OT	Total
Shots	24	19	25	2	70	Shots	17	27	7	1	52

\* - Overtime \*\* - Shootout



# COLORADO AVALANCHE

## YEAR BY YEAR OVERALL TOTALS

Franchise played as Quebec Nordiques from 1979-80 to 1994-95

**PIT** 22-20-6

**ROAD** 19-22-3

**TOTAL** 41-42-9

**GF/GA** 338-357

## AVALANCHE VS. PENGUINS

**All-time scorer vs. Pittsburgh:** Joe Sakic (40gp, 27-36-63)

**All-time Pittsburgh scorer vs.**

**Colorado:** Mario Lemieux (33gp, 30-36-66)

**Longest Colorado win streak**

**vs. Pittsburgh:** 10, Oct. 21, 1982-Oct. 19, 1985

**Longest Pittsburgh win streak vs.**

**Colorado:** 7, Mar. 22, 1986-Mar. 27, 1988

**Longest Colorado undefeated streak**

**vs. Pittsburgh:** 11, Oct. 21, 1982-Oct. 26, 1985 (10-0-1)

**Longest Pittsburgh undefeated streak vs. Colorado:** 9, Oct. 25, 1990-Apr. 3, 1993 (7-0-2)

**Last Colorado win at home:**

Apr. 2, 2022 (3-2) [0-0-0 since last win]

**Last Pittsburgh win at home:**

Oct. 16, 2019 (3-2 OT) [0-1-0 since last win]

**Last Colorado win at Pittsburgh:**

Apr. 5, 2022 (6-4) [0-0-0 since last win]

**Last Pittsburgh win at Colorado:**

Jan. 10, 2020 (4-3 OT) [0-1-0 since last win]

**Most goals by Colorado vs. Pittsburgh:** 10, Dec. 29, 1984 (Q, 10-2)

**Most goals by Pittsburgh vs. Colorado:** 8, Nov. 16, 1989 (P, 8-2); Mar. 3, 1987 (P, 8-1)

**Most goals by both teams:**

14, Mar. 8, 1986 (Q, 8-6)

**Last Colorado shutout vs. Pittsburgh:**

Oct. 21, 2013 (1-0) - Jean-Sebastien Giguere

**Last Pittsburgh shutout vs. Colorado:**

Dec. 18, 2014 (1-0 OT) - Marc-Andre Fleury

**Last Colorado hat trick vs. Pittsburgh:** Jan. 3, 1998 - Valeri Kamensky

**Last Pittsburgh hat trick vs. Colorado:** Dec. 4, 2018 - Patric Hornqvist

**Last Pittsburgh trade with Colorado:**

June 22, 2018 - A 2018 second-round draft pick to Pittsburgh in exchange for 2018 third- and fifth-round draft picks

**Pittsburgh's Overtime/Shootout**

**Record vs. Colorado:** 6-4-6

## YEAR BY YEAR

YEAR	PIT	ROAD	TOTAL	GF/GA
1979-80	2-0-0	0-2-0	2-2-0	10-9
1980-81	1-0-1	1-1-0	2-1-1	15-16
1981-82	1-0-0	2-0-0	3-0-0	15-6
1982-83	0-2-0	0-1-0	0-3-0	11-22
1983-84	0-1-0	0-2-0	0-3-0	8-21
1984-85	0-2-0	0-1-0	0-3-0	6-26
1985-86	0-0-1	1-1-0	1-1-1	14-12
1986-87	2-0-0	1-0-0	3-0-0	19-6
1987-88	1-0-0	2-0-0	3-0-0	17-11
1988-89	1-1-0	0-1-0	1-2-0	8-16
1989-90	1-0-0	1-1-0	2-1-0	17-9
1990-91	2-0-0	1-0-0	3-0-0	18-11
1991-92	1-0-1	1-0-0	2-0-1	17-10
1992-93	1-0-1	1-0-0	2-0-1	16-11
1993-94	1-2-0	0-2-0	1-4-0	17-25
1994-95	1-1-0	1-1-0	2-2-0	18-17
1995-96	0-1-0	0-0-1	0-1-1	8-11
1996-97	0-1-0	0-1-0	0-2-0	6-10
1997-98	0-1-0	0-0-1	0-1-1	7-8
1998-99	0-1-0	1-0-0	1-1-0	4-5
1999-00	0-0-1	0-1-0	0-1-1	6-7
2000-01	0-1-0	0-0-1	0-1-1	3-8
2001-02	0-1-0	0-0-0	0-1-0	1-3
2002-03	0-1-0	0-1-0	0-2-0	3-9
2003-04	0-1-0	0-0-0	0-1-0	3-5

YEAR	PIT	ROAD	TOTAL	GF/GA
2004-05	No Season			
2005-06	1-0-0	0-0-0	1-0-0	4-3
2006-07	Did Not Play			
2007-08	0-0-0	0-1-0	0-1-0	2-3
2008-09	0-0-0	0-1-0	0-1-0	3-5
2009-10	1-0-0	0-0-0	1-0-0	4-1
2010-11	0-0-0	1-0-0	1-0-0	3-2
2011-12	1-0-0	1-0-0	2-0-0	11-4
2012-13	Did Not Play			
2013-14	0-1-0	1-0-0	1-1-0	2-3
2014-15	1-0-0	0-1-0	1-1-0	2-3
2015-16	1-0-0	1-0-0	2-0-0	8-5
2016-17	0-0-1	1-0-0	1-0-1	7-5
2017-18	0-1-0	0-1-0	0-2-0	3-6
2018-19	1-0-0	0-1-0	1-1-0	9-9
2019-20	0-1-1	2-0-0	2-1-1	12-10
2020-21	1-1-0	1-1-0	2-2-0	12-12
2021-22	2-0-0	1-1-0	3-1-0	15-9
2022-23	0-2-0	1-0-1	1-2-1	8-9
2023-24	2-0-0	1-0-1	3-0-1	13-10
2024-25	2-0-0	1-0-0	3-0-0	14-10
2025-26	1-0-1	0-1-0	1-1-1	12-9
2026-27	0-1-0	2-0-0	2-1-0	7-5
2027-28	1-1-0	1-0-0	2-1-0	8-7
2028-29	1-0-0	1-1-0	2-1-0	8-8
2029-30	2-0-0	1-0-0	3-0-0	15-8

YEAR	PIT	ROAD	TOTAL	GF/GA
2018-19	0-1-0	1-0-1	1-1-1	9-9
2019-20	1-0-0	1-0-0	2-0-0	7-5
2020-21	Did Not Play			
2021-22	0-1-0	0-1-0	0-2-0	6-9

## PITTSBURGH PENGUINS vs. COLORADO AVALANCHE 2021-2022 REGULAR SEASON

**at PITTSBURGH PENGUINS**

Date	Score	W Goal
05 Apr '22	COL 6 @ PIT 4	Darren Helm

**at COLORADO AVALANCHE**

Date	Score	W Goal
02 Apr '22	PIT 2 @ COL 3	Devon Toews

**Individual Scoring**

PENGUINS										AVALANCHE									
Player	GP	G	A	P	+/-	PIM	PP	SH		Player	GP	G	A	P	+/-	PIM	PP	SH	
Jake Guentzel	2	1	3	4	0	0	0	0		Nathan MacKinnon	2	2	2	4	-1	2	0	0	
Mike Matheson	2	2	0	2	-1	0	0	0		Mikko Rantanen	2	1	3	4	-1	0	0	0	
Sidney Crosby	2	1	0	1	0	0	0	0		Devon Toews	2	1	3	4	2	0	0	0	
Evan Rodrigues	2	1	0	1	0	2	0	0		Andre Burakovsky	2	0	3	3	0	0	0	0	
Bryan Rust	2	1	0	1	-1	0	0	0		J.T. Compher	2	1	1	2	3	0	0	0	
Brian Boyle	2	0	1	1	0	0	0	0		Darren Helm	2	1	1	2	1	2	0	0	
Jeff Carter	2	0	1	1	-2	0	0	0		Alex Newhook	2	0	2	2	3	0	0	0	
Danton Heinen	2	0	1	1	0	0	0	0		Nicolas Aube-Kubel	2	1	0	1	0	0	0	0	
Kris Letang	2	0	1	1	-4	0	0	0		Artturi Lehkonen	2	1	0	1	3	0	0	0	
Evgeni Malkin	2	0	1	1	-3	0	0	0		Josh Manson	2	1	0	1	0	0	0	0	
Marcus Pettersson	1	0	1	1	1	0	0	0		Logan O'Connor	2	0	1	1	1	0	0	0	
Anthony Angello	2	0	0	0	0	0	0	0		Nico Sturm	2	0	1	1	1	0	0	0	
Teddy Blueger	2	0	0	0	0	0	0	0		Andrew Cogliano	2	0	0	0	0	0	0	0	
Brian Dumoulin	2	0	0	0	-2	2	0	0		Erik Johnson	2	0	0	0	2	0	0	0	
Kasperii Kapanen	2	0	0	0	0	0	0	0		Jack Johnson	2	0	0	0	2	0	0	0	
John Marino	2	0	0	0	0	0	0	0		Kurtis MacDermid	2	0	0	0	-1	0	0	0	
Rickard Rakell	2	0	0	0	-3	2	0	0		Cale Makar	2	0	0	0	1	0	0	0	
Chad Ruhwedel	2	0	0	0	0	0	0	0		Bowen Byram	1	0	0	0	-1	2	0	0	
Mark Friedman	1	0	0	0	0	0	0	0		Valeri Nichushkin	1	0	0	0	0	0	0	0	

Power Play: 0-3 0.0% / Penalty Killing: 3-3 100.0%

Power Play: 0-3 0.0% / Penalty Killing: 3-3 100.0%

**Goaltending**

PENGUINS										AVALANCHE									
Goalie	GP	Min	WLOT	GA	SA	SV	GAA	SV%		Goalie	GP	Min	WLOT	GA	SA	SV	GAA	SV%	
Tristan Jarry	2	117	0-2-0	8	69	61	4.09	.884		Darcy Kuemper	2	119	2-0-0	6	85	79	3.02	.929	

**Goals by Period**

PENGUINS						AVALANCHE					
	1st	2nd	3rd	OT	Total		1st	2nd	3rd	OT	Total
Goals	1	2	3	0	6	Goals	1	4	4	0	9

**Shots by Period**

PENGUINS						AVALANCHE					
	1st	2nd	3rd	OT	Total		1st	2nd	3rd	OT	Total
Shots	36	25	24	0	85	Shots	22	23	25	0	70

\* - Overtime \*\* - Shootout



# COLUMBUS BLUE JACKETS

## YEAR BY YEAR OVERALL TOTALS

**PIT** 19-4-0

**ROAD** 13-6-4

**TOTAL** 32-10-4

**GF/GA** 154-119

## BLUE JACKETS VS. PENGUINS

**All-time scorer vs. Pittsburgh:**

Nick Foligno (26gp, 7-8-15)

**All-time Pittsburgh scorer vs.**
**Columbus:** Sidney Crosby (34gp, 13-30-43)

**Longest Columbus win streak vs.**
**Pittsburgh:** 3, Apr. 4, 2015-Nov. 27, 2015

**Longest Pittsburgh win streak vs.**
**Columbus:** 8, Apr. 4, 2017-Mar. 7, 2019

**Longest Columbus undefeated streak vs. Pittsburgh:**

4, Feb. 17, 2001-Dec. 31, 2002 (2-0-2)

**Longest Pittsburgh undefeated streak vs. Columbus:**

10, Feb. 3, 2017 to Mar. 7, 2019 (9-0-1)

**Last Columbus win at home:**

Nov. 29, 2019 (5-2) (0-2-0 since last win)

**Last Pittsburgh win at home:**

Apr. 29, 2022 (5-3) (0-0-0 since last win)

**Last Columbus win at Pittsburgh:**

Nov. 13, 2015 (2-1) (0-11-0 since last win)

**Last Pittsburgh win at Columbus:**

Feb. 27, 2022 (3-2) (0-0-0 since last win)

**Most goals by Columbus vs.**
**Pittsburgh:** 7, Dec. 22, 2016 (C, 7-1)

**Most goals by Pittsburgh vs.**
**Columbus:** 7, Oct. 5, 2019 (P, 7-2); Dec. 4, 2010 (P, 7-2)

**Most goals by both teams:**

9, Oct. 5, 2019 (P, 7-2); Apr. 5, 2018 (P, 5-4 OT); Dec. 4, 2010 (P, 7-2)

**Last Columbus shutout vs. Pittsburgh:**

None

**Last Pittsburgh shutout vs. Columbus:**

Dec. 12, 2019 (1-0) – Tristan Jarry

**Last Columbus hat trick vs. Pittsburgh:**

Nov. 29, 2019 – Gustav Nyqvist

**Last Pittsburgh hat trick vs. Columbus:**

Jan. 21, 2022 – Sidney Crosby

**Last Pittsburgh trade with Columbus:**

Feb. 11, 2019 – Blake Siebenaler to Pittsburgh in exchange for conditional 2019 draft pick

**Pittsburgh's Overtime/Shootout**
**Record vs. Columbus:** 8-2-2

## YEAR BY YEAR

YEAR	PIT	ROAD	TOTAL	GF/GA
<b>2000-01</b>	1-0-0	1-0-0	2-0-0	8-4
<b>2001-02</b>	0-1-0	1-0-0	1-1-0	6-7
<b>2002-03</b>	0-0-0	0-1-0	0-1-0	2-5
<b>2003-04</b>	1-0-0	0-0-0	1-0-0	5-3
<b>2004-05</b>	No Season			
<b>2005-06</b>	0-0-0	0-1-0	0-1-0	1-6
<b>2006-07</b>	1-0-0	0-0-0	1-0-0	5-3
<b>2007-08</b>	Did Not Play			
<b>2008-09</b>	1-0-0	0-0-1	1-0-1	7-4
<b>2009-10</b>	0-0-0	1-0-0	1-0-0	3-3
<b>2010-11</b>	0-1-0	1-0-0	1-1-0	8-6
<b>2011-12</b>	1-0-0	0-0-0	1-0-0	4-2
<b>2012-13</b>	Did Not Play			
<b>2013-14</b>	2-0-0	3-0-0	5-0-0	16-7
<b>2014-15</b>	1-1-0	0-1-1	1-2-1	12-13
<b>2015-16</b>	1-1-0	1-0-1	2-1-1	10-8
<b>2016-17</b>	2-0-0	0-1-1	2-1-1	10-13
<b>2017-18</b>	2-0-0	2-0-0	4-0-0	16-12
<b>2018-19</b>	2-0-0	1-1-0	3-1-0	13-8
<b>2019-20</b>	2-0-0	0-1-0	2-1-0	10-7
<b>2020-21</b>	Did Not Play			
<b>2021-22</b>	2-0-0	2-0-0	4-0-0	18-8

## PITTSBURGH PENGUINS vs. COLUMBUS BLUE JACKETS 2021-2022 REGULAR SEASON

### at PITTSBURGH PENGUINS

Date	Score	W Goal
29 Apr '22	CBJ 3 @ PIT 5	Kris Letang
22 Mar '22	CBJ 1 @ PIT 5	Jake Guentzel

### at COLUMBUS BLUE JACKETS

Date	Score	W Goal
27 Feb '22	PIT 3 @ CBJ 2	Sidney Crosby
21 Jan '22	PIT 5 @ CBJ 2	Mike Matheson

### Individual Scoring

PENGUINS										BLUE JACKETS									
Player	GP	G	A	P	+/-	PIM	PP	SH		Player	GP	G	A	P	+/-	PIM	PP	SH	
Sidney Crosby	4	4	4	8	5	6	1	0		Jakub Voracek	4	0	5	5	-4	10	0	0	
Evgeni Malkin	4	3	3	6	3	2	2	0		Gustav Nyquist	4	3	1	4	-4	2	2	1	
Bryan Rust	4	1	5	6	4	0	0	0		Oliver Bjorkstrand	4	2	0	2	-5	2	1	0	
Jake Guentzel	4	2	3	5	5	2	0	0		Jack Roslovic	4	1	1	2	-2	2	0	0	
Brian Dumoulin	4	1	2	3	6	0	0	0		Justin Danforth	3	1	0	1	-2	2	0	0	
Kris Letang	4	1	2	3	1	0	0	0		Boone Jenner	2	1	0	1	-1	4	0	0	
Marcus Pettersson	4	1	2	3	4	2	0	0		Gabriel Carlsson	4	0	1	1	1	4	0	0	
Brian Boyle	3	1	2	3	3	0	0	0		Jake Bean	3	0	1	1	-5	4	0	0	
Mike Matheson	3	1	2	3	5	4	0	0		Patrik Laine	3	0	1	1	-3	0	0	0	
Evan Rodrigues	4	1	1	2	3	2	0	0		Zach Werenski	2	0	1	1	-3	0	0	0	
Chad Ruhwedel	4	1	1	2	2	0	0	0		Emil Bemstrom	4	0	0	0	1	0	0	0	
Danton Heinen	4	0	2	2	2	0	0	0		Andrew Peeke	4	0	0	0	-8	2	0	0	
Teddy Blueger	3	0	2	2	3	4	0	0		Gavin Bayreuther	3	0	0	0	3	0	0	0	
Radim Zohorna	1	1	0	1	1	2	0	0		Yegor Chinakhov	3	0	0	0	-2	0	0	0	
Jeff Carter	4	0	1	1	-2	2	0	0		Brendan Gaunce	3	0	0	0	-2	0	0	0	
Kasperii Kapanen	4	0	1	1	2	2	0	0		Vladislav Gavrikov	3	0	0	0	-4	2	0	0	
Brock McGinn	3	0	1	1	-1	0	0	0		Dean Kukan	3	0	0	0	-4	2	0	0	
John Marino	4	0	0	0	3	0	0	0		Sean Kuraly	3	0	0	0	-1	4	0	0	
Zach Aston-Reese	2	0	0	0	0	2	0	0		Eric Robinson	3	0	0	0	-1	2	0	0	
Rickard Rakell	2	0	0	0	1	0	0	0		Cole Sillinger	3	0	0	0	-4	2	0	0	
Dominik Simon	2	0	0	0	0	0	0	0		Max Domi	2	0	0	0	1	0	0	0	
Mark Friedman	1	0	0	0	0	0	0	0		Adam Boqvist	1	0	0	0	0	0	0	0	
Power Play: 3-17 17.6% / Penalty Killing: 9-12 75.0%										Jake Christiansen	1	0	0	0	0	0	0	0	
										Kent Johnson	1	0	0	0	0	0	0	0	
										Carson Meyer	1	0	0	0	-2	2	0	0	
										Alexandre Texier	1	0	0	0	-1	2	0	0	
										Power Play: 3-12 25.0% / Penalty Killing: 14-17 82.4%									

### Goaltending

PENGUINS										BLUE JACKETS									
Goalie	GP	Min	WLOT	GA	SA	SV	GAA	SV%		Goalie	GP	Min	WLOT	GA	SA	SV	GAA	SV%	
Tristan Jarry	2	100	2-0-0	1	42	41	0.60	.976		Elvis Merzlikins	2	112	0-2-0	5	82	77	2.67	.939	
Casey DeSmith	3	140	2-0-0	7	82	75	3.00	.915		Joonas Korpi	2	119	0-2-0	9	67	58	4.52	.866	
										J-F Berube	1	6	0-0-0	3	8	5	27.98	.625	

### Goals by Period

PENGUINS						BLUE JACKETS					
	1st	2nd	3rd	OT	Total		1st	2nd	3rd	OT	Total
Goals	6	6	6	0	18	Goals	4	2	2	0	8

### Shots by Period

PENGUINS						BLUE JACKETS					
	1st	2nd	3rd	OT	Total		1st	2nd	3rd	OT	Total
Shots	53	63	42	0	158	Shots	44	40	40	0	124

\* - Overtime \*\* - Shootout



# DALLAS STARS

## YEAR BY YEAR OVERALL TOTALS

Franchise played as Minnesota North Stars from 1967-68 to 1992-93

**PIT** 46-21-7

**ROAD** 26-42-8

**TOTAL** 72-63-15

**GF/GA** 515-475

## STARS VS. PENGUINS

**All-time scorer vs. Pittsburgh:** Bill Goldsworthy (54gp, 23-23-46)

**All-time Pittsburgh scorer vs. Dallas:** Rick Kehoe (36gp, 19-27-46)

**Longest Dallas win streak vs.**

**Pittsburgh:** 4, Oct. 16, 2014-Oct. 22, 2015; Jan. 12, 1983-Dec. 1, 1984; Oct. 28, 1971-Feb. 20, 1972

**Longest Pittsburgh win streak vs.**

**Dallas:** 8, Oct. 15, 1985-Mar. 1, 1988

**Longest Dallas undefeated streak vs.**

**Pittsburgh:** 8, Mar. 16, 1997-Jan. 19, 2001 (6-0-2)

**Longest Pittsburgh undefeated streak vs. Dallas:**

8, Oct. 15, 1985-Mar. 1, 1988 (8-0-0)

**Last Dallas win at home:** Jan. 8, 2022 (3-2) [0-0-0 since last win]

**Last Pittsburgh win at home:**

Oct. 18, 2019 (4-2) [0-1-0 since last win]

**Last Dallas win at Pittsburgh:**

Oct. 19, 2021 (2-1 SO) [0-0-0 since last win]

**Last Pittsburgh win at Dallas:**

Oct. 26, 2019 (3-0) [0-1-0 since last win]

**Most goals by Dallas vs. Pittsburgh:**

10, Mar. 7, 1973 (M, 10-4)

**Most goals by Pittsburgh vs. Dallas:**

9, Jan. 12, 1989 (P, 9-2)

**Most goals by both teams:**

15, Feb. 2, 1982 (M, 9-6); Dec. 21, 1974 (M, 8-7)

**Last Dallas shutout vs. Pittsburgh:**

Oct. 8, 2015 (3-0) - Antti Niemi

**Last Pittsburgh shutout vs. Dallas:**

Oct. 26, 2019 (3-0) - Matt Murray

**Last Dallas hat trick vs. Pittsburgh:**

Nov. 5, 1997 - Joe Nieuwendyk

**Last Pittsburgh hat trick vs. Dallas:**

Mar. 4, 1990 - Rob Brown

**Last Pittsburgh trade with Dallas:**

Jan. 17, 2020 - John Nyberg to Pittsburgh in exchange for Oula Palve

**Pittsburgh's Overtime/Shootout Record vs. Dallas:** 3-1-5

## YEAR BY YEAR

YEAR	PIT	ROAD	TOTAL	GF/GA	YEAR	PIT	ROAD	TOTAL	GF/GA	YEAR	PIT	ROAD	TOTAL	GF/GA
1967-68	2-1-2	2-2-1	4-3-3	33-29	1992-93	0-1-0	1-0-0	1-1-0	7-7	2017-18	1-0-0	0-0-1	1-0-1	6-4
1968-69	2-2-0	3-1-0	5-3-0	25-15	1993-94	0-1-0	0-1-0	0-2-0	5-12	2018-19	1-0-0	1-0-0	2-0-0	8-3
1969-70	3-1-0	2-1-1	5-2-1	33-27	1994-95	Did Not Play				2019-20	1-0-0	1-0-0	2-0-0	7-2
1970-71	1-1-1	0-2-1	1-3-2	12-13	1995-96	1-0-0	1-0-0	2-0-0	9-3	2020-21	Did Not Play			
1971-72	2-1-0	0-3-0	2-4-0	11-17	1996-97	1-0-0	0-1-0	1-1-0	5-7	2021-22	0-0-1	0-1-0	0-1-1	3-4
1972-73	2-1-0	0-2-0	2-3-0	18-21	1997-98	0-1-0	0-0-1	0-1-1	2-5					
1973-74	1-0-1	1-2-0	2-2-1	17-20	1998-99	0-0-1	0-1-0	0-1-1	6-8					
1974-75	2-0-0	1-1-0	3-1-0	21-14	1999-00	0-0-0	0-1-0	0-1-0	4-6					
1975-76	1-0-1	1-1-0	2-1-1	15-10	2000-01	0-1-0	0-0-1	0-1-1	7-14					
1976-77	2-0-0	1-1-0	3-1-0	17-9	2001-02	1-0-0	0-0-0	1-0-0	3-2					
1977-78	2-0-0	0-2-0	2-2-0	18-17	2002-03	0-0-0	0-1-0	0-1-0	1-3					
1978-79	2-0-0	1-1-0	3-1-0	19-11	2003-04	1-0-0	0-0-0	1-0-0	4-0					
1979-80	1-1-0	0-2-0	1-3-0	12-15	2004-05	No Season								
1980-81	1-1-0	0-2-0	1-3-0	13-18	2005-06	Did Not Play								
1981-82	1-1-0	0-1-0	1-2-0	14-15	2006-07	0-0-0	1-0-0	1-0-0	3-3					
1982-83	0-1-0	0-1-1	0-2-1	8-16	2007-08	1-0-0	0-0-0	1-0-0	4-1					
1983-84	1-1-0	0-1-0	1-2-0	12-12	2008-09	0-0-0	1-0-0	1-0-0	4-1					
1984-85	0-1-0	1-1-0	1-2-0	10-10	2009-10	1-0-0	0-0-0	1-0-0	6-3					
1985-86	2-0-0	1-0-0	3-0-0	10-7	2010-11	0-0-0	0-1-0	0-1-0	2-5					
1986-87	1-0-0	2-0-0	3-0-0	16-7	2011-12	1-0-0	1-0-0	2-0-0	6-4					
1987-88	2-0-0	0-1-0	2-1-0	12-9	2012-13	Did Not Play								
1988-89	0-1-0	1-1-0	1-2-0	12-11	2013-14	1-0-0	0-1-0	1-1-0	5-4					
1989-90	1-1-0	0-0-1	1-1-1	14-16	2014-15	0-1-0	0-1-0	0-2-0	3-5					
1990-91	1-0-0	1-1-0	2-1-0	11-10	2015-16	0-1-0	0-1-0	0-2-0	1-7					
1991-92	1-0-0	1-1-0	2-1-0	13-8	2016-17	1-0-0	0-1-0	1-1-0	8-5					

## PITTSBURGH PENGUINS vs. DALLAS STARS 2021-2022 REGULAR SEASON

at PITTSBURGH PENGUINS

at DALLAS STARS

Date	Score	W Goal
19 Oct '21 **	DAL 2 @ PIT 1	Alexander Radulov

Date	Score	W Goal
08 Jan '22	PIT 2 @ DAL 3	Roope Hintz

Individual Scoring

PENGUINS										STARS									
Player	GP	G	A	P	+/-	PIM	PP	SH		Player	GP	G	A	P	+/-	PIM	PP	SH	
Marcus Pettersson	2	0	2	2	-1	0	0	0		Jason Robertson	1	0	3	3	2	0	0	0	
Brian Dumoulin	2	1	0	1	1	0	0	0		Miro Heiskanen	2	0	2	2	2	0	0	0	
Kasperii Kapanen	2	1	0	1	-1	0	0	0		Denis Gurianov	2	1	0	1	0	2	0	0	
John Marino	2	1	0	1	1	0	0	0		Roope Hintz	2	1	0	1	1	0	0	0	
Jeff Carter	2	0	1	1	-2	0	0	0		Joe Pavelski	2	1	0	1	2	0	0	0	
Jake Guentzel	2	0	1	1	0	0	0	0		Michael Raffl	2	1	0	1	1	0	0	0	
Kris Letang	2	0	1	1	1	0	0	0		Radek Faksa	2	0	1	1	1	0	0	0	
Brock McGinn	1	0	1	1	1	0	0	0		Jacob Peterson	2	0	1	1	1	0	0	0	
Zach Aston-Reese	2	0	0	0	0	0	0	0		John Klingberg	1	0	1	1	0	2	0	0	
Teddy Blueger	2	0	0	0	0	2	0	0		Jamie Benn	2	0	0	0	-2	0	0	0	
Brian Boyle	2	0	0	0	-1	0	0	0		Luke Glendening	2	0	0	0	0	2	0	0	
Danton Heinen	2	0	0	0	0	0	0	0		Jani Hakanpaa	2	0	0	0	-1	2	0	0	
Mike Matheson	2	0	0	0	-1	0	0	0		Joel Kiviranta	2	0	0	0	0	0	0	0	
Evan Rodrigues	2	0	0	0	0	0	0	0		Esa Lindell	2	0	0	0	1	0	0	0	
Chad Ruhwedel	2	0	0	0	-2	0	0	0		Alexander Radulov	2	0	0	0	-1	2	0	0	
Dominik Simon	2	0	0	0	0	0	0	0		Tyler Seguin	2	0	0	0	-2	0	0	0	
Kasper Bjorkqvist	1	0	0	0	0	0	0	0		Andrej Sekera	2	0	0	0	0	0	0	0	
Sidney Crosby	1	0	0	0	1	0	0	0		Ryan Suter	2	0	0	0	1	0	0	0	
Mark Friedman	1	0	0	0	-1	2	0	0		Joel Hanley	1	0	0	0	-1	0	0	0	
Drew O'Connor	1	0	0	0	0	0	0	0		Tanner Kero	1	0	0	0	0	0	0	0	
Jason Zucker	1	0	0	0	-1	2	0	0											

Power Play: 0-3 0.0% / Penalty Killing: 1-1 100.0%

Power Play: 0-1 0.0% / Penalty Killing: 3-3 100.0%

Goaltending

PENGUINS										STARS									
Goalie	GP	Min	WLOT	GA	SA	SV	GAA	SV%		Goalie	GP	Min	WLOT	GA	SA	SV	GAA	SV%	
Tristan Jarry	2	124	0-1-1	4	61	57	1.94	.934		Braden Holtby	1	65	1-0-0	1	28	27	0.92	.964	
										Jake Oettinger	1	60	1-0-0	2	29	27	2.01	.931	

Goals by Period

PENGUINS						STARS					
	1st	2nd	3rd	OT	Total		1st	2nd	3rd	OT	Total
Goals	2	1	0	0	3	Goals	1	1	2	0	4

Shots by Period

PENGUINS						STARS					
	1st	2nd	3rd	OT	Total		1st	2nd	3rd	OT	Total
Shots	18	19	15	5	57	Shots	14	17	25	5	61

\* - Overtime \*\* - Shootout



# DETROIT RED WINGS

## YEAR BY YEAR OVERALL TOTALS

**PIT 55-22-5**
**ROAD 21-45-15**
**TOTAL 76-67-20**
**GF/GA 574-543**

## RED WINGS VS. PENGUINS

**All-time scorer vs. Pittsburgh:** Steve Yzerman (41gp, 16-32-48)

**All-time Pittsburgh scorer vs. Detroit:** Mario Lemieux (27gp, 21-37-58)

**Longest Detroit win streak vs. Pittsburgh:**  
5, Dec. 23, 1982-Feb. 9, 1984

**Longest Pittsburgh win streak vs. Detroit:**  
4, Apr. 4, 2019-Present; Feb. 13, 1974-Dec. 15, 1974

**Longest Detroit undefeated streak vs. Pittsburgh:**  
9, Mar. 5, 1972-Jan. 27, 1974 (5-0-4)

**Longest Pittsburgh undefeated streak vs. Detroit:**  
11, Dec. 17, 1988-Feb. 3, 1992 (7-0-4)

**Last Detroit win at home:**  
Apr. 2, 2019 (4-1) [0-3-0 since last win]

**Last Pittsburgh win at home:**  
Mar. 27, 2022 (11-2) [0-0-0 since last win]

**Last Detroit win at Pittsburgh:**  
Jan. 28, 2022 (3-2 SO) [0-1-0 since last win]

**Last Pittsburgh win at Detroit:**  
Apr. 23, 2022 (7-2) [0-0-0 since last win]

**Most goals by Detroit vs. Pittsburgh:**  
9, Feb. 9, 1984 (D, 9-3)

**Most goals by Pittsburgh vs. Detroit:**  
11, Mar. 27, 2022 (P, 11-2)

**Most goals by both teams:**  
15, Jan. 28, 1989 (P, 10-5)

**Last Detroit shutout vs. Pittsburgh:**  
Feb. 8, 2009 (3-0) - Ty Conklin

**Last Pittsburgh shutout vs. Detroit:**  
Apr. 11, 1999 (3-0) - Tom Barrasso

**Last Detroit hat trick vs. Pittsburgh:**  
Oct. 25, 2002 - Sergei Fedorov

**Last Pittsburgh hat trick vs. Detroit:**  
Mar. 27, 2022 - Evgeni Malkin

**Last Pittsburgh trade with Detroit:**  
Oct. 21, 2017 - Riley Sheahan and a 2018 fifth-round draft pick to Pittsburgh in exchange for Scott Wilson and a 2018 third-round draft pick

**Pittsburgh's Overtime/Shootout Record vs. Detroit:** 6-3-8

## YEAR BY YEAR

YEAR	PIT	ROAD	TOTAL	GF/GA
1967-68	1-1-0	0-2-0	1-3-0	12-21
1968-69	2-1-0	0-3-0	2-4-0	14-20
1969-70	1-2-0	1-2-0	2-4-0	17-21
1970-71	3-0-0	0-1-2	3-1-2	30-13
1971-72	2-1-0	0-3-0	2-4-0	19-25
1972-73	0-1-1	0-1-2	0-2-3	7-9
1973-74	2-1-0	0-1-1	2-2-1	20-13
1974-75	2-1-0	2-1-0	4-2-0	24-15
1975-76	3-0-0	1-1-1	4-1-1	24-13
1976-77	3-0-0	1-2-0	4-2-0	19-17
1977-78	1-1-1	1-2-0	2-3-1	21-22
1978-79	4-0-0	1-3-0	5-3-0	29-31
1979-80	2-0-0	0-2-0	2-2-0	18-19
1980-81	2-0-0	0-1-1	2-1-1	13-11
1981-82	1-0-0	0-2-0	1-2-0	11-11
1982-83	0-1-1	0-1-0	0-2-1	11-17
1983-84	0-1-0	0-2-0	0-3-0	9-21
1984-85	1-1-0	0-0-1	1-1-1	10-10
1985-86	1-0-0	1-1-0	2-1-0	15-11
1986-87	1-1-0	0-1-0	1-2-0	5-6
1987-88	1-0-0	0-2-0	1-2-0	13-15
1988-89	2-0-0	0-0-1	2-0-1	19-13
1989-90	1-0-0	1-0-1	2-0-1	14-7
1990-91	2-0-0	1-0-0	3-0-0	16-5
1991-92	0-0-1	0-1-1	0-1-2	10-11

YEAR	PIT	ROAD	TOTAL	GF/GA
1992-93	1-0-0	0-1-0	1-1-0	9-14
1993-94	0-1-0	1-0-0	1-1-0	9-10
1994-95	Did Not Play			
1995-96	1-0-0	0-1-0	1-1-0	5-5
1996-97	0-1-0	0-1-0	0-2-0	6-10
1997-98	1-0-0	0-0-1	1-0-1	5-3
1998-99	1-0-0	1-0-0	2-0-0	5-1
1999-00	1-0-0	0-0-1	1-0-1	6-6
2000-01	0-0-0	1-0-0	1-0-0	4-3
2001-02	0-1-0	0-0-0	0-1-0	2-4
2002-03	0-1-0	0-1-0	0-2-0	4-12
2003-04	1-0-0	0-0-0	1-0-0	4-3
2004-05	No Season			
2005-06	0-0-0	0-1-0	0-1-0	1-3
2006-07	0-1-0	0-0-0	0-1-0	0-2
2007-08	Did Not Play			
2008-09	0-1-0	1-0-0	1-1-0	7-9
2009-10	1-0-0	0-1-0	1-1-0	2-4
2010-11	1-0-0	1-0-0	2-0-0	8-5
2011-12	0-1-0	0-0-0	0-1-0	1-4
2012-13	Did Not Play			
2013-14	1-0-0	1-0-1	2-0-1	11-9
2014-15	1-1-0	0-0-1	1-1-1	8-10
2015-16	1-0-0	2-0-0	3-0-0	18-7
2016-17	1-1-0	0-1-0	1-2-0	10-14

YEAR	PIT	ROAD	TOTAL	GF/GA
2017-18	1-0-0	0-2-0	1-2-0	7-10
2018-19	2-0-0	0-1-0	2-1-0	10-7
2019-20	1-0-0	2-0-0	3-0-0	12-5
2020-21	Did Not Play			
2021-22	1-0-1	1-0-0	2-0-1	20-6



## PITTSBURGH PENGUINS vs. DETROIT RED WINGS 2021-2022 REGULAR SEASON

at PITTSBURGH PENGUINS

Date	Score	W Goal
27 Mar '22	DET 2 @ PIT 11	Evgeni Malkin
28 Jan '22 **	DET 3 @ PIT 2	Lucas Raymond

at DETROIT RED WINGS

Date	Score	W Goal
23 Apr '22	PIT 7 @ DET 2	Rickard Rakell

Individual Scoring

PENGUINS										RED WINGS									
Player	GP	G	A	P	+/-	PIM	PP	SH		Player	GP	G	A	P	+/-	PIM	PP	SH	
Evgeni Malkin	3	5	2	7	4	0	2	0		Jakub Vrana	2	2	1	3	-2	0	1	0	
Sidney Crosby	3	2	5	7	3	4	0	0		Michael Rasmussen	3	1	1	2	-4	8	0	0	
Kris Letang	3	1	5	6	6	0	0	0		Dylan Larkin	2	1	0	1	-3	4	1	0	
Rickard Rakell	2	2	3	5	4	0	0	0		Filip Zadina	2	1	0	1	-3	0	1	0	
Jake Guentzel	3	2	2	4	3	0	1	0		Givani Smith	1	1	0	1	1	2	0	0	
Teddy Blueger	2	1	3	4	4	0	0	0		Tyler Bertuzzi	3	0	1	1	-5	0	0	0	
Danton Heinen	3	2	1	3	1	0	1	0		Sam Gagner	3	0	1	1	0	0	0	0	
Jeff Carter	3	1	2	3	2	4	0	1		Lucas Raymond	3	0	1	1	-5	0	0	0	
Chad Ruhwedel	3	1	2	3	5	2	0	0		Moritz Seider	3	0	1	1	-2	2	0	0	
Bryan Rust	3	1	2	3	5	0	1	0		Joe Veleno	3	0	1	1	-2	0	0	0	
John Marino	3	0	2	2	1	0	0	0		Danny DeKeyser	1	0	1	1	1	2	0	0	
Mike Matheson	3	0	2	2	1	0	0	0		Nick Leddy	1	0	1	1	0	0	0	0	
Radim Zohorna	1	0	2	2	2	0	0	0		Adam Erne	3	0	0	0	-3	2	0	0	
Kasperii Kapanen	3	1	0	1	2	0	0	0		Filip Hronek	3	0	0	0	-5	0	0	0	
Brian Boyle	2	1	0	1	1	2	0	0		Jordan Oesterle	3	0	0	0	-6	0	0	0	
Brian Dumoulin	3	0	1	1	9	6	0	0		Pius Suter	3	0	0	0	-3	2	0	0	
Evan Rodrigues	3	0	1	1	1	2	0	0		Taro Hirose	2	0	0	0	-2	0	0	0	
Brock McGinn	2	0	1	1	1	0	0	0		Gustav Lindstrom	2	0	0	0	-2	0	0	0	
Jason Zucker	1	0	1	1	2	0	0	0		Marc Staal	2	0	0	0	-3	0	0	0	
Marcus Pettersson	3	0	0	0	2	0	0	0		Oskar Sundqvist	2	0	0	0	-3	0	0	0	
Zach Aston-Reese	1	0	0	0	0	0	0	0		Jake Walman	2	0	0	0	-6	0	0	0	
Dominik Simon	1	0	0	0	0	2	0	0		Riley Barber	1	0	0	0	-1	0	0	0	
										Robby Fabbri	1	0	0	0	0	0	0	0	
										Olli Juolevi	1	0	0	0	0	0	0	0	
										Vladislav Namestnikov	1	0	0	0	0	0	0	0	
										Mitchell Stephens	1	0	0	0	-2	0	0	0	

Power Play: 5-10 50.0% / Penalty Killing: 6-9 66.7%

Power Play: 3-9 33.3% / Penalty Killing: 5-10 50.0%

Goaltending

PENGUINS										RED WINGS									
Goalie	GP	Min	WLOT	GA	SA	SV	GAA	SV%		Goalie	GP	Min	WLOT	GA	SA	SV	GAA	SV%	
Casey DeSmith	2	125	1-0-1	4	57	53	1.92	.930		Calvin Pickard	2	87	1-0-0	6	51	45	4.13	.882	
Tristan Jarry	1	60	1-0-0	2	35	33	2.00	.943		Thomas Greiss	1	40	0-1-0	5	23	18	7.50	.783	
										Alex Nedeljkovic	2	58	0-1-0	9	37	28	9.38	.757	

Goals by Period

PENGUINS						RED WINGS					
	1st	2nd	3rd	OT	Total		1st	2nd	3rd	OT	Total
Goals	4	9	7	0	20	Goals	2	4	0	0	6

Shots by Period

PENGUINS						RED WINGS					
	1st	2nd	3rd	OT	Total		1st	2nd	3rd	OT	Total
Shots	20	45	45	1	111	Shots	33	37	18	4	92

\* - Overtime \*\* - Shootout



# EDMONTON OILERS

## YEAR BY YEAR OVERALL TOTALS

**PIT 22-14-5**
**ROAD 15-23-3**
**TOTAL 37-37-8**
**GF/GA 281-329**

## OILERS VS. PENGUINS

**All-time scorer vs. Pittsburgh:** Wayne Gretzky [28gp, 31-44-75]

**All-time Pittsburgh scorer vs.**

**Edmonton:** Mario Lemieux [26gp, 14-29-43]

**Longest Edmonton win streak vs.**

**Pittsburgh:** 5, Jan. 7, 1983-Feb. 22, 1984; Mar. 16, 1981-Mar. 17, 1982

**Longest Pittsburgh win streak vs.**

**Edmonton:** 6, Nov. 8, 2016-Feb. 13, 2019

**Longest Edmonton undefeated streak vs. Pittsburgh:** 6, Jan. 7, 1983-Nov. 6,

1984 [5-0-1]

**Longest Pittsburgh undefeated streak vs. Edmonton:**

19, Dec. 5, 2007-Dec. 20, 2019 [15-4-0]

**Last Edmonton win at home:**

Dec. 21, 2021 [5-2] [0-0-0 since last win]

**Last Pittsburgh win at home:**

Feb. 13, 2019 [3-1] [0-2-0 since last win]

**Last Edmonton win at Pittsburgh:**

Apr. 26, 2022 [5-1] [0-0-0 since last win]

**Last Pittsburgh win at Edmonton:**

Dec. 20, 2019 [5-2] [0-1-0 since last win]

**Most goals by Edmonton vs. Pittsburgh:**

10, Feb. 19, 1983 [E, 10-7]; Mar. 17, 1982 [E, 10-4]

**Most goals by Pittsburgh vs.**

**Edmonton:** 7, Jan. 21, 1988 [P, 7-4]; Jan. 22, 1986 [P, 7-4]; Feb. 19, 1983 [E, 10-7]

**Most goals by both teams:**

17, Feb. 19, 1983 [E, 10-7]

**Last Edmonton shutout vs. Pittsburgh:**

None

**Last Pittsburgh shutout vs. Edmonton:**

Feb. 4, 2015 [2-0] – Marc-Andre Fleury

**Last Edmonton hat trick vs. Pittsburgh:**

Jan. 10, 2006 – Shawn Horcoff

**Last Pittsburgh hat trick vs.**

**Edmonton:** Nov. 13, 1991 – Kevin Stevens

**Last Pittsburgh trade with Edmonton:**

June 26, 2019 – John Marino to Pittsburgh in exchange for a 2021 sixth-round draft pick

**Pittsburgh's Overtime/Shootout**

**Record vs. Edmonton:** 5-3-5

## YEAR BY YEAR

YEAR	PIT	ROAD	TOTAL	GF/GA	YEAR	PIT	ROAD	TOTAL	GF/GA
<b>1979-80</b>	1-1-0	0-2-0	1-3-0	12-22	<b>2004-05</b>	No Season			
<b>1980-81</b>	1-1-0	0-1-1	1-2-1	18-20	<b>2005-06</b>	0-1-0	0-0-0	0-1-0	1-3
<b>1981-82</b>	0-1-0	0-2-0	0-3-0	8-22	<b>2006-07</b>	Did Not Play			
<b>1982-83</b>	1-1-0	0-1-0	1-2-0	14-21	<b>2007-08</b>	0-0-0	1-0-0	1-0-0	4-2
<b>1983-84</b>	0-1-0	0-2-0	0-3-0	8-23	<b>2008-09</b>	1-0-0	0-0-0	1-0-0	5-4
<b>1984-85</b>	1-0-1	0-1-0	1-1-1	10-12	<b>2009-10</b>	0-0-0	1-0-0	1-0-0	3-2
<b>1985-86</b>	0-1-0	1-1-0	1-2-0	13-17	<b>2010-11</b>	1-0-0	0-0-0	1-0-0	5-1
<b>1986-87</b>	1-1-0	0-1-0	1-2-0	9-10	<b>2011-12</b>	0-0-0	0-0-1	0-0-1	1-1
<b>1987-88</b>	0-1-0	0-2-0	0-3-0	8-17	<b>2012-13</b>	Did Not Play			
<b>1988-89</b>	0-2-0	1-0-0	1-2-0	12-15	<b>2013-14</b>	1-0-0	0-0-1	1-0-1	6-6
<b>1989-90</b>	1-0-0	1-1-0	2-1-0	12-8	<b>2014-15</b>	1-0-0	1-0-0	2-0-0	8-4
<b>1990-91</b>	1-1-0	0-1-0	1-2-0	14-15	<b>2015-16</b>	0-0-1	1-0-0	1-0-1	4-3
<b>1991-92</b>	2-0-0	0-1-0	2-1-0	14-14	<b>2016-17</b>	1-0-0	1-0-0	2-0-0	6-5
<b>1992-93</b>	0-1-0	*1-1-0	1-2-0	11-11	<b>2017-18</b>	1-0-0	1-0-0	2-0-0	5-3
<b>1993-94</b>	1-0-0	0-1-0	1-1-0	7-8	<b>2018-19</b>	1-0-0	1-0-0	2-0-0	9-6
<b>1994-95</b>	Did Not Play				<b>2019-20</b>	0-0-1	1-0-0	1-0-1	6-4
<b>1995-96</b>	1-0-0	1-0-0	2-0-0	10-8	<b>2020-21</b>	Did Not Play			
<b>1996-97</b>	1-0-0	0-1-0	1-1-0	7-7	<b>2021-22</b>	0-1-0	0-1-0	0-2-0	3-10
<b>1997-98</b>	1-0-0	0-1-0	1-1-0	7-6					
<b>1998-99</b>	0-0-1	0-1-0	0-1-1	3-6					
<b>1999-00</b>	0-0-1	1-0-0	1-0-1	5-4					
<b>2000-01</b>	1-0-0	0-0-0	1-0-0	5-2					
<b>2001-02</b>	0-0-0	1-0-0	1-0-0	1-0					
<b>2002-03</b>	1-0-0	0-0-0	1-0-0	4-3					
<b>2003-04</b>	0-0-0	0-1-0	0-1-0	3-4					

## PITTSBURGH PENGUINS vs. EDMONTON OILERS 2021-2022 REGULAR SEASON

at PITTSBURGH PENGUINS

Date	Score	W Goal
26 Apr '22	EDM 5 @ PIT 1	Evander Kane

at EDMONTON OILERS

Date	Score	W Goal
01 Dec '21	PIT 2 @ EDM 5	Kailer Yamamoto

Individual Scoring

PENGUINS										OILERS									
Player	GP	G	A	P	+/-	PIM	PP	SH		Player	GP	G	A	P	+/-	PIM	PP	SH	
Teddy Blueger	2	1	0	1	0	0	0	0		Connor McDavid	2	2	6	8	7	0	1	0	
Jeff Carter	2	1	0	1	-2	0	0	0		Zach Hyman	2	3	0	3	3	2	1	0	
Jake Guentzel	2	1	0	1	-4	0	0	0		Evan Bouchard	2	2	1	3	4	0	0	0	
Sidney Crosby	2	0	1	1	-5	2	0	0		Kailer Yamamoto	2	1	1	2	2	0	0	0	
Kasperii Kapanen	2	0	1	1	-1	0	0	0		Evander Kane	1	1	1	2	2	0	0	0	
Kris Letang	2	0	1	1	-3	4	0	0		Tyson Barrie	2	0	2	2	1	0	0	0	
John Marino	2	0	1	1	-1	0	0	0		Leon Draisaitl	2	0	2	2	0	0	0	0	
Mike Matheson	2	0	1	1	0	2	0	0		Zack Kassian	2	1	0	1	3	2	0	0	
Evan Rodrigues	2	0	1	1	-2	0	0	0		Ryan Nugent-Hopkins	2	0	1	1	-1	0	0	0	
Brian Dumoulin	2	0	0	0	-4	0	0	0		Kris Russell	2	0	1	1	2	0	0	0	
Danton Heinen	2	0	0	0	0	0	0	0		Cody Ceci	1	0	1	1	1	0	0	0	
Brock McGinn	2	0	0	0	-1	0	0	0		Brett Kulak	1	0	1	1	1	2	0	0	
Marcus Pettersson	2	0	0	0	0	2	0	0		Jesse Puljujarvi	1	0	1	1	0	0	0	0	
Chad Ruhwedel	2	0	0	0	-1	0	0	0		Warren Foegele	2	0	0	0	0	0	0	0	
Jason Zucker	2	0	0	0	-1	2	0	0		Ryan McLeod	2	0	0	0	-1	0	0	0	
Zach Aston-Reese	1	0	0	0	1	0	0	0		Derek Ryan	2	0	0	0	-1	2	0	0	
Sam Lafferty	1	0	0	0	0	0	0	0		Tyler Benson	1	0	0	0	0	2	0	0	
Evgeni Malkin	1	0	0	0	-1	0	0	0		Derick Brassard	1	0	0	0	0	2	0	0	
Rickard Rakell	1	0	0	0	1	0	0	0		Philip Broberg	1	0	0	0	-1	0	0	0	
Bryan Rust	1	0	0	0	-1	2	0	0		Duncan Keith	1	0	0	0	2	0	0	0	
Dominik Simon	1	0	0	0	-1	0	0	0		William Lagesson	1	0	0	0	1	2	0	0	

Power Play: 0-7 0.0% / Penalty Killing: 5-7 71.4%

Power Play: 2-7 28.6% / Penalty Killing: 7-7 100.0%

Goaltending

PENGUINS										OILERS									
Goalie	GP	Min	WLOT	GA	SA	SV	GAA	SV%		Goalie	GP	Min	WLOT	GA	SA	SV	GAA	SV%	
Casey DeSmith	1	56	0-1-0	4	41	37	4.26	.902		Mike Smith	1	60	1-0-0	1	34	33	1.01	.971	
Tristan Jarry	1	59	0-1-0	4	21	17	4.09	.810		Mikko Koskinen	1	60	1-0-0	2	34	32	2.00	.941	

Goals by Period

PENGUINS						OILERS					
	1st	2nd	3rd	OT	Total		1st	2nd	3rd	OT	Total
Goals	1	2	0	0	3	Goals	3	1	6	0	10

Shots by Period

PENGUINS						OILERS					
	1st	2nd	3rd	OT	Total		1st	2nd	3rd	OT	Total
Shots	18	32	18	0	68	Shots	18	22	24	0	64

\* - Overtime \*\* - Shootout



# FLORIDA PANTHERS

## YEAR BY YEAR OVERALL TOTALS

**PIT 32-14-4**
**ROAD 22-21-7**
**TOTAL 54-35-11**
**GF/GA 287-277**

## PANTHERS VS. PENGUINS

**All-time scorer vs. Pittsburgh:** Olli Jokinen (28gp, 14-14-28)

**All-time Pittsburgh scorer vs. Florida:** Sidney Crosby (44gp, 28-30-58)

**Longest Florida win streak vs. Pittsburgh:**  
12, Apr. 3, 2002-Mar. 29, 2006

**Longest Pittsburgh win streak vs. Florida:** 5, Oct. 25, 2016-Oct. 20, 2017; Nov. 22, 2010-Oct. 11, 2011; Jan. 30, 2007-Feb. 19, 2008

**Longest Florida undefeated streak vs. Pittsburgh:**  
15, Oct. 28, 2001-Mar. 29, 2006 [13-1-1]

**Longest Pittsburgh undefeated streak vs. Florida:**  
11, Dec. 20, 2014-Oct. 20, 2017 (9-0-2)

**Last Florida win at home:**  
Oct. 14, 2021 [5-4] (0-0-0 since last win)

**Last Pittsburgh win at home:**  
Nov. 11, 2021 [3-2 SO] (0-1-0 since last win)

**Last Florida win at Pittsburgh:** Mar. 8, 2022 [4-3] (0-0-0 since last win)

**Last Pittsburgh win at Florida:**  
Feb. 8, 2020 [3-2] (0-1-0 since last win)

**Most goals by Florida vs. Pittsburgh:** 6, Feb. 24, 2018 [F, 6-5]; Oct. 11, 2013 [F, 6-3]; Feb. 26, 2013 [F, 6-4]; Jan. 3, 2010 [F, 6-2]; Jan. 3, 2009 [F, 6-1]; Nov. 25, 2005 [F, 6-3]; Nov. 7, 2003 [F, 6-3]; Feb. 6, 2003 [F, 6-0]

**Most goals by Pittsburgh vs. Florida:**  
9, Oct. 14, 2021 [F, 5-4]

**Most goals by both teams:** 11, Feb. 24, 2018 [F, 6-5]; Mar. 5, 2002 [P, 6-5 OT]; Dec. 30, 1998 [P, 7-4]; Dec. 30, 1995 [P, 6-5]; Jan. 23, 1995 [P, 6-5]

**Last Florida shutout vs. Pittsburgh:**  
Feb. 20, 2004 [2-0] – Roberto Luongo

**Last Pittsburgh shutout vs. Florida:**  
Mar. 19, 2017 [4-0] – Marc-Andre Fleury

**Last Florida hat trick vs. Pittsburgh:**  
Feb. 24, 2018 – Evgenii Dadonov

**Last Pittsburgh hat trick vs. Florida:**  
Mar. 19, 2017 – Sidney Crosby

**Last Pittsburgh trade with Florida:**  
Sept. 24, 2020 – Mike Matheson and Colton Sceviour to Pittsburgh in exchange for Patric Hornqvist

**Pittsburgh's Overtime/Shootout Record vs. Florida:** 13-5-6

## YEAR BY YEAR

YEAR	PIT	ROAD	TOTAL	GF/GA
<b>1993-94</b>	1-0-1	2-0-0	3-0-1	10-7
<b>1994-95</b>	1-1-0	1-1-0	2-2-0	16-14
<b>1995-96</b>	2-0-0	1-1-0	3-1-0	12-10
<b>1996-97</b>	2-0-0	0-2-0	2-2-0	12-13
<b>1997-98</b>	0-1-1	1-1-0	1-2-1	11-12
<b>1998-99</b>	3-0-0	1-1-0	4-1-0	19-10
<b>1999-00</b>	1-1-0	1-0-1	2-1-1	9-10
<b>2000-01</b>	1-1-0	1-0-1	2-1-1	12-11
<b>2001-02</b>	1-0-1	0-2-0	1-2-1	10-12
<b>2002-03</b>	0-2-0	0-1-1	0-3-1	5-17
<b>2003-04</b>	0-2-0	0-2-0	0-4-0	6-16
<b>2004-05</b>	No Season			
<b>2005-06</b>	0-1-1	1-1-0	1-2-1	14-16
<b>2006-07</b>	1-1-0	1-1-0	2-2-0	9-9
<b>2007-08</b>	2-0-0	1-1-0	3-1-0	11-8
<b>2008-09</b>	1-1-0	1-1-0	2-2-0	10-14
<b>2009-10</b>	2-0-0	1-1-0	3-1-0	10-12
<b>2010-11</b>	2-0-0	2-0-0	4-0-0	13-7
<b>2011-12</b>	2-0-0	1-1-0	3-1-0	11-7
<b>2012-13</b>	1-0-0	1-1-0	2-1-0	10-8
<b>2013-14</b>	0-1-0	1-1-0	1-2-0	9-12
<b>2014-15</b>	2-0-0	0-0-1	2-0-1	11-5
<b>2015-16</b>	1-0-0	1-0-1	2-0-1	7-5
<b>2016-17</b>	2-0-0	1-0-0	3-0-0	12-3
<b>2017-18</b>	1-0-0	1-1-0	2-1-0	13-12

YEAR	PIT	ROAD	TOTAL	GF/GA
<b>2018-19</b>	2-0-0	0-0-1	2-0-1	10-6
<b>2019-20</b>	0-1-0	1-1-0	1-2-0	6-10
<b>2020-21</b>	Did Not Play			
<b>2021-22</b>	1-1-0	0-0-1	1-1-1	9-11

## PITTSBURGH PENGUINS vs. FLORIDA PANTHERS 2021-2022 REGULAR SEASON

### at PITTSBURGH PENGUINS

Date	Score	W Goal
08 Mar '22	FLA 4 @ PIT 3	Carter Verhaeghe
11 Nov '21 **	FLA 2 @ PIT 3	Jeff Carter

### at FLORIDA PANTHERS

Date	Score	W Goal
14 Oct '21 *	PIT 4 @ FLA 5	Carter Verhaeghe

### Individual Scoring

PENGUINS										PANTHERS									
Player	GP	G	A	P	+/-	PIM	PP	SH		Player	GP	G	A	P	+/-	PIM	PP	SH	
Jeff Carter	3	1	2	3	0	4	1	0		Carter Verhaeghe	3	3	2	5	3	2	0	0	
Kris Letang	3	0	3	3	-4	6	0	0		Aleksander Barkov	3	1	4	5	3	0	0	0	
Jake Guentzel	3	2	0	2	-2	4	0	0		Aaron Ekblad	3	3	0	3	2	2	0	0	
Evan Rodrigues	3	2	0	2	1	0	0	0		Anthony Duclair	3	2	0	2	1	2	1	0	
Bryan Rust	3	1	1	2	-1	0	0	0		Sam Reinhart	3	1	1	2	2	0	0	0	
Sidney Crosby	1	1	1	2	1	0	0	0		Frank Vatrano	3	1	1	2	1	4	0	0	
John Marino	3	0	2	2	1	2	0	0		Jonathan Huberdeau	3	0	2	2	-2	0	0	0	
Jason Zucker	2	0	2	2	1	0	0	0		MacKenzie Weegar	3	0	2	2	-1	4	0	0	
Teddy Blueger	3	1	0	1	-2	0	0	0		Gustav Forsling	3	0	1	1	3	2	0	0	
Danton Heinen	3	1	0	1	0	0	1	0		Anton Lundell	2	0	1	1	1	0	0	0	
Mark Friedman	3	0	1	1	-1	0	0	0		Owen Tippett	2	0	1	1	-1	2	0	0	
Kasperii Kapanen	3	0	1	1	1	4	0	0		Maxim Mamin	1	0	1	1	1	0	0	0	
Marcus Pettersson	3	0	1	1	0	2	0	0		Sam Bennett	3	0	0	0	0	4	0	0	
Brian Dumoulin	2	0	1	1	-1	2	0	0		Radko Gudas	3	0	0	0	2	2	0	0	
Dominik Simon	2	0	1	1	-2	0	0	0		Patric Hornqvist	3	0	0	0	-1	0	0	0	
Mike Matheson	1	0	1	1	-1	0	0	0		Brandon Montour	3	0	0	0	-1	0	0	0	
Brock McGinn	3	0	0	0	-2	0	0	0		Lucas Carlsson	2	0	0	0	0	0	0	0	
Chad Ruhwedel	3	0	0	0	0	0	0	0		Ryan Lomberg	2	0	0	0	1	2	0	0	
Zach Aston-Reese	2	0	0	0	1	0	0	0		Eetu Luostarinen	2	0	0	0	0	2	0	0	
Brian Boyle	2	0	0	0	-1	0	0	0		Noel Acciari	1	0	0	0	-1	0	0	0	
Sam Lafferty	1	0	0	0	-1	0	0	0		Matt Kiersted	1	0	0	0	0	0	0	0	
Evgeni Malkin	1	0	0	0	0	0	0	0		Mason Marchment	1	0	0	0	0	0	0	0	
Drew O'Connor	1	0	0	0	0	0	0	0		Joe Thornton	1	0	0	0	0	0	0	0	

Power Play: 2-15 13.3% / Penalty Killing: 11-12 91.7%

Power Play: 1-12 8.3% / Penalty Killing: 13-15 86.7%

### Goaltending

PENGUINS										PANTHERS										
Goalie	GP	Min	WLOT	GA	SA	SV	GAA	SV%		Goalie	GP	Min	WLOT	GA	SA	SV	GAA	SV%		
Tristan Jarry	2	123	1-1-0	6	67	61	2.94	.910		Sergei Bobrovsky	3	186	2-0-1	9	113	104	2.90	.920		
Casey DeSmith	1	61	0-0-1	5	39	34	4.88	.872												

### Goals by Period

PENGUINS						PANTHERS					
	1st	2nd	3rd	OT	Total		1st	2nd	3rd	OT	Total
Goals	1	5	3	0	9	Goals	4	2	4	1	11

### Shots by Period

PENGUINS						PANTHERS					
	1st	2nd	3rd	OT	Total		1st	2nd	3rd	OT	Total
Shots	31	38	41	3	113	Shots	37	29	36	4	106

\* - Overtime \*\* - Shootout



# LOS ANGELES KINGS

## YEAR BY YEAR OVERALL TOTALS

PIT 45-27-12

ROAD 22-48-10

TOTAL 67-75-22

GF/GA 505-553

## KINGS VS. PENGUINS

**All-time scorer vs. Pittsburgh:** Marcel Dionne (50gp, 29-41-70)

**All-time Pittsburgh scorer vs. Los Angeles:** Mario Lemieux (28gp, 19-42-61)

**Longest Los Angeles win streak vs. Pittsburgh:** 5, Feb. 27, 2002-Oct. 10, 2003; Mar. 14, 1984-Nov. 16, 1985

**Longest Pittsburgh win streak vs. Los Angeles:** 6, Nov. 15, 1969-Feb. 26, 1970

**Longest Los Angeles undefeated streak vs. Pittsburgh:** 9, Oct. 28, 1999-Nov. 1, 2006 (7-0-2)

**Longest Pittsburgh undefeated streak vs. Los Angeles:** 9, Nov. 15, 1979-Feb. 13, 1982 (4-0-5)

**Last Los Angeles win at home:** Jan. 13, 2022 (6-2) [0-0-0 since last win]

**Last Pittsburgh win at home:** Dec. 14, 2019 [5-4 SO] [0-1-0 since last win]

**Last Los Angeles win at Pittsburgh:** Jan. 30, 2022 (4-3) [0-0-0 since last win]

**Last Pittsburgh win at Los Angeles:** Jan. 18, 2018 (3-1) [0-3-0 since last win]

**Most goals by Los Angeles vs. Pittsburgh:** 10, Jan. 21, 1987 (L, 10-5)

**Most goals by Pittsburgh vs. Los Angeles:** 8, Oct 20, 1971 (P, 8-1); Mar. 26, 1969 (P, 8-4)

**Most goals by both teams:** 15, Jan. 21, 1987 (L, 10-5)

**Last Los Angeles shutout vs. Pittsburgh:** Dec. 16, 2016 (1-0 OT) – Peter Budaj

**Last Pittsburgh shutout vs. Los Angeles:** Mar. 7, 2015 (1-0 OT) – Marc-Andre Fleury

**Last Los Angeles hat trick vs. Pittsburgh:** Mar. 10, 1990 – Luc Robitaille

**Last Pittsburgh hat trick vs. Los Angeles:** Feb. 10, 1990 – Rob Brown

**Last Pittsburgh trade with Los Angeles:** Apr. 12, 2021 - Jeff Carter to Pittsburgh in exchange for conditional 2022 third-round and 2023 fourth-round draft picks

**Pittsburgh's Overtime/Shootout Record vs. Los Angeles:** 8-7-5

## YEAR BY YEAR

YEAR	PIT	ROAD	TOTAL	GF/GA
1967-68	3-2-0	1-4-0	4-6-0	26-33
1968-69	1-2-1	1-3-0	2-5-1	20-24
1969-70	4-0-0	2-2-0	6-2-0	20-11
1970-71	2-1-0	0-3-0	2-4-0	18-26
1971-72	3-0-0	1-1-1	4-1-1	29-19
1972-73	3-0-0	1-2-0	4-2-0	17-14
1973-74	1-2-0	0-2-0	1-4-0	6-14
1974-75	0-1-2	1-2-0	1-3-2	8-15
1975-76	3-0-0	2-1-0	5-1-0	29-16
1976-77	1-2-0	1-1-1	2-3-1	20-23
1977-78	0-1-2	0-2-1	0-3-3	15-21
1978-79	2-2-0	2-1-1	4-3-1	24-22
1979-80	1-1-0	0-0-2	1-1-2	13-12
1980-81	2-0-0	0-0-2	2-0-2	18-16
1981-82	1-0-1	0-1-0	1-1-1	15-16
1982-83	1-0-0	1-1-0	2-1-0	15-14
1983-84	1-1-0	0-1-0	1-2-0	15-16
1984-85	0-1-0	0-2-0	0-3-0	6-15
1985-86	2-0-0	0-1-0	2-1-0	16-12
1986-87	1-0-0	0-2-0	1-2-0	9-16
1987-88	0-0-2	1-0-0	1-0-2	15-13
1988-89	1-0-0	0-2-0	1-2-0	9-14
1989-90	1-1-0	0-1-0	1-2-0	13-22
1990-91	1-0-0	0-2-0	1-2-0	6-12
1991-92	0-2-0	0-1-0	0-3-0	8-14

YEAR	PIT	ROAD	TOTAL	GF/GA
1992-93	1-0-0	0-1-0	1-1-0	7-8
1993-94	1-0-0	0-1-0	1-1-0	7-10
1994-95			Did Not Play	
1995-96	0-1-0	0-1-0	0-2-0	4-6
1996-97	1-0-0	1-0-0	2-0-0	9-4
1997-98	0-0-1	1-0-0	1-0-1	5-4
1998-99	0-1-0	1-0-0	1-1-0	5-4
1999-00	0-1-0	0-1-0	0-2-0	7-10
2000-01	0-0-1	0-0-0	0-0-1	2-2
2001-02	0-1-0	0-1-0	0-2-0	7-9
2002-03	0-1-0	0-0-1	0-1-1	5-8
2003-04	0-1-0	0-0-0	0-1-0	0-3
2004-05			No Season	
2005-06			Did Not Play	
2006-07	0-0-0	1-0-0	1-0-0	4-3
2007-08	1-0-0	0-0-0	1-0-0	4-2
2008-09	1-0-0	0-0-0	1-0-0	4-1
2009-10	0-0-0	0-1-0	0-1-0	2-5
2010-11	1-0-0	0-0-0	1-0-0	2-1
2011-12	0-0-0	1-0-0	1-0-0	2-2
2012-13			Did Not Play	
2013-14	0-1-0	1-0-0	1-1-0	6-4
2014-15	1-0-0	1-0-0	2-0-0	4-0
2015-16	0-0-1	0-1-0	0-1-1	5-7
2016-17	0-0-1	0-0-1	0-0-2	2-4

YEAR	PIT	ROAD	TOTAL	GF/GA
2017-18	1-0-0	1-0-0	2-0-0	6-2
2018-19	1-0-0	0-1-0	1-1-0	6-8
2019-20	1-0-0	0-1-0	1-1-0	5-6
2020-21			Did Not Play	
2021-22	0-1-0	0-1-0	0-2-0	5-10

## PITTSBURGH PENGUINS vs. LOS ANGELES KINGS 2021-2022 REGULAR SEASON

at PITTSBURGH PENGUINS

Date	Score	W Goal
30 Jan '22	LAK 4 @ PIT 3	Trevor Moore

at LOS ANGELES KINGS

Date	Score	W Goal
13 Jan '22	PIT 2 @ LAK 6	Mikey Anderson

Individual Scoring

PENGUINS									
Player	GP	G	A	P	+/-	PIM	PP	SH	
Kris Letang	2	1	2	3	-4	0	0	0	
Bryan Rust	1	2	0	2	-1	0	1	0	
Sidney Crosby	2	1	1	2	-3	0	1	0	
Radim Zohorna	2	1	0	1	2	0	0	0	
Brian Dumoulin	2	0	1	1	-3	0	0	0	
Jake Guentzel	2	0	1	1	-3	2	0	0	
Evgeni Malkin	2	0	1	1	-3	2	0	0	
Chad Ruhwedel	2	0	1	1	0	0	0	0	
Dominik Simon	2	0	1	1	2	0	0	0	
Teddy Blueger	1	0	1	1	2	0	0	0	
Brian Boyle	2	0	0	0	-2	2	0	0	
Jeff Carter	2	0	0	0	-2	0	0	0	
Kasperii Kapanen	2	0	0	0	-3	0	0	0	
John Marino	2	0	0	0	-2	2	0	0	
Mike Matheson	2	0	0	0	-1	2	0	0	
Marcus Pettersson	2	0	0	0	-2	2	0	0	
Evan Rodrigues	2	0	0	0	-2	0	0	0	
Zach Aston-Reese	1	0	0	0	0	0	0	0	
Kasper Bjorkqvist	1	0	0	0	-2	0	0	0	
Brock McGinn	1	0	0	0	-1	0	0	0	
Drew O'Connor	1	0	0	0	-1	0	0	0	

Power Play: 2-5 40.0% / Penalty Killing: 5-6 83.3%

KINGS									
Player	GP	G	A	P	+/-	PIM	PP	SH	
Anze Kopitar	2	2	3	5	5	0	0	0	
Trevor Moore	2	2	2	4	2	0	0	0	
Sean Durzi	2	1	2	3	0	0	0	0	
Alex Iafallo	2	1	2	3	4	0	0	0	
Dustin Brown	2	1	1	2	0	0	1	0	
Drew Doughty	2	1	1	2	5	0	0	0	
Adrian Kempe	2	0	2	2	5	0	0	0	
Viktor Arvidsson	2	1	0	1	1	2	0	0	
Mikey Anderson	1	1	0	1	2	0	0	0	
Blake Lizotte	2	0	1	1	0	0	0	0	
Rasmus Kupari	1	0	1	1	0	0	0	0	
Jacob Moverare	1	0	1	1	2	0	0	0	
Tobias Bjornfot	2	0	0	0	-1	0	0	0	
Phillip Danault	2	0	0	0	1	0	0	0	
Arthur Kaliyev	2	0	0	0	0	0	0	0	
Olli Maatta	2	0	0	0	2	0	0	0	
Andreas Athanasiou	1	0	0	0	0	2	0	0	
Quinton Byfield	1	0	0	0	0	4	0	0	
Samuel Fagemo	1	0	0	0	-1	0	0	0	
Brendan Lemieux	1	0	0	0	0	0	0	0	
Matt Roy	1	0	0	0	1	0	0	0	
Austin Strand	1	0	0	0	1	0	0	0	
Alex Turcotte	1	0	0	0	0	0	0	0	

Power Play: 1-6 16.7% / Penalty Killing: 3-5 60.0%

Goaltending

PENGUINS								
Goalie	GP	Min	WLOT	GA	SA	SV	GAA	SV%
Tristan Jarry	2	120	0-2-0	10	83	73	5.02	.880

KINGS								
Goalie	GP	Min	WLOT	GA	SA	SV	GAA	SV%
Jonathan Quick	1	60	1-0-0	2	29	27	2.00	.931
Cal Petersen	1	60	1-0-0	3	26	23	3.01	.885

Goals by Period

PENGUINS					
	1st	2nd	3rd	OT	Total
Goals	1	1	3	0	5

KINGS					
	1st	2nd	3rd	OT	Total
Goals	1	4	5	0	10

Shots by Period

PENGUINS					
	1st	2nd	3rd	OT	Total
Shots	18	19	18	0	55

KINGS					
	1st	2nd	3rd	OT	Total
Shots	21	35	27	0	83

\* - Overtime \*\* - Shootout



# MINNESOTA WILD

## YEAR BY YEAR OVERALL TOTALS

**PIT** 7-6-2

**ROAD** 7-6-1

**TOTAL** 14-12-3

**GF/GA** 85-86

## WILD VS. PENGUINS

**All-time scorer vs. Pittsburgh:** Mikko Koivu (21gp, 5-6-11)

**All-time Pittsburgh scorer vs. Minnesota:** Sidney Crosby (20gp, 8-20-28)

**Longest Minnesota win streak vs. Pittsburgh:** 4, Nov. 18, 2008-Jan. 8, 2011

**Longest Pittsburgh win streak vs. Minnesota:** 5, Jan. 25, 2018-Present

**Longest Minnesota undefeated streak vs. Pittsburgh:** 5, Dec. 14, 2001-Dec. 8, 2005 (4-0-1)

**Longest Pittsburgh undefeated streak vs. Minnesota:** 7, Jan. 25, 2018-Present (6-1-0)

**Last Minnesota win at home:** Oct. 28, 2017 (2-1) [0-3-0 since last win]

**Last Pittsburgh win at home:** Jan. 14, 2020 (7-3) [0-1-0 since last win]

**Last Minnesota win at Pittsburgh:** Nov. 6, 2021 (5-4 SO) [0-0-0 since last win]

**Last Pittsburgh win at Minnesota:** Mar. 31, 2022 (4-3) [0-0-0 since last win]

**Most goals by Minnesota vs. Pittsburgh:** 6, Nov. 25, 2016 (M, 6-2); Nov. 19, 2003 (M, 6-2)

**Most goals by Pittsburgh vs. Minnesota:** 9, Nov. 6, 2021 (M, 5-4)

**Most goals by both teams:** 12, Oct. 12, 2019 (P, 7-4)

**Last Minnesota shutout vs. Pittsburgh:** Apr. 5, 2014 (4-0) – Ilya Bryzgalov

**Last Pittsburgh shutout vs. Minnesota:** None

**Last Minnesota hat trick vs. Pittsburgh:** None

**Last Pittsburgh hat trick vs. Minnesota:** Nov. 6, 2021 - Kasperii Kapanen

**Last Pittsburgh trade with Minnesota:** Sept. 11, 2020 – A conditional 2021 draft pick to Pittsburgh in exchange for Nick Bjugstad

**Pittsburgh's Overtime/Shootout Record vs. Minnesota:** 1-0-3

## YEAR BY YEAR

YEAR	PIT	ROAD	TOTAL	GF/GA
<b>2000-01</b>	1-0-0	0-1-0	1-1-0	4-5
<b>2001-02</b>	0-1-0	0-0-0	0-1-0	2-5
<b>2002-03</b>	0-0-0	0-0-1	0-0-1	1-1
<b>2003-04</b>	0-1-0	0-1-0	0-2-0	4-10
<b>2004-05</b>	No Season			
<b>2005-06</b>	0-1-0	0-0-0	0-1-0	0-5
<b>2006-07</b>	Did Not Play			
<b>2007-08</b>	0-0-0	1-0-0	1-0-0	4-2
<b>2008-09</b>	0-0-1	0-0-0	0-0-1	1-1
<b>2009-10</b>	0-1-0	0-1-0	0-2-0	4-6
<b>2010-11</b>	0-1-0	0-0-0	0-1-0	0-4
<b>2011-12</b>	0-0-0	1-0-0	1-0-0	4-2
<b>2012-13</b>	Did Not Play			
<b>2013-14</b>	1-0-0	0-1-0	1-1-0	5-6
<b>2014-15</b>	1-0-0	1-0-0	2-0-0	11-3
<b>2015-16</b>	1-0-0	1-0-0	2-0-0	7-4
<b>2016-17</b>	0-1-0	0-1-0	0-2-0	4-10
<b>2017-18</b>	1-0-0	0-1-0	1-1-0	7-5
<b>2018-19</b>	1-0-0	1-0-0	2-0-0	5-3
<b>2019-20</b>	1-0-0	1-0-0	2-0-0	14-7
<b>2020-21</b>	Did Not Play			
<b>2021-22</b>	0-0-1	1-0-0	1-0-1	8-7



## PITTSBURGH PENGUINS vs. MINNESOTA WILD 2021-2022 REGULAR SEASON

### at PITTSBURGH PENGUINS

### at MINNESOTA WILD

Date	Score	W Goal
06 Nov '21 **	MIN 5 @ PIT 4	Nick Bjugstad

Date	Score	W Goal
31 Mar '22 *	PIT 4 @ MIN 3	Evgeni Malkin

### Individual Scoring

PENGUINS									
Player	GP	G	A	P	+/-	PIM	PP	SH	
Kasperi Kapanen	2	3	0	3	2	0	0	0	
Bryan Rust	2	0	3	3	0	0	0	0	
Jason Zucker	2	0	3	3	4	0	0	0	
Jake Guentzel	2	2	0	2	-1	0	1	0	
Rickard Rakell	1	2	0	2	1	0	0	0	
Evgeni Malkin	1	1	1	2	1	0	0	0	
Kris Letang	2	0	2	2	2	2	0	0	
John Marino	2	0	2	2	0	0	0	0	
Evan Rodrigues	2	0	2	2	1	2	0	0	
Mike Matheson	2	0	1	1	-1	0	0	0	
Sidney Crosby	1	0	1	1	1	0	0	0	
Teddy Blueger	2	0	0	0	-3	2	0	0	
Brian Boyle	2	0	0	0	0	0	0	0	
Jeff Carter	2	0	0	0	-1	2	0	0	
Mark Friedman	2	0	0	0	0	0	0	0	
Danton Heinen	2	0	0	0	0	0	0	0	
Zach Aston-Reese	1	0	0	0	-1	0	0	0	
Brian Dumoulin	1	0	0	0	1	2	0	0	
Pierre-Olivier Joseph	1	0	0	0	-1	0	0	0	
Brock McGinn	1	0	0	0	-1	0	0	0	
Drew O'Connor	1	0	0	0	0	2	0	0	
Juuso Riihola	1	0	0	0	0	0	0	0	
Chad Ruhwedel	1	0	0	0	-1	0	0	0	

Power Play: 1-7 14.3% / Penalty Killing: 5-6 83.3%

WILD									
Player	GP	G	A	P	+/-	PIM	PP	SH	
Frederick Gaudreau	2	1	2	3	3	0	0	0	
Jared Spurgeon	2	1	2	3	0	0	0	0	
Kirill Kaprizov	2	2	0	2	0	0	0	0	
Matt Dumba	2	1	1	2	1	0	1	0	
Ryan Hartman	2	1	1	2	0	0	0	0	
Matt Boldy	1	0	2	2	0	0	0	0	
Joel Eriksson Ek	2	1	0	1	-1	0	0	0	
Jonas Brodin	2	0	1	1	2	0	0	0	
Kevin Fiala	2	0	1	1	1	0	0	0	
Adam Beckman	1	0	1	1	1	0	0	0	
Alex Goligoski	1	0	1	1	-1	0	0	0	
Brandon Duhaime	2	0	0	0	0	4	0	0	
Marcus Foligno	2	0	0	0	0	2	0	0	
Dmitry Kulikov	2	0	0	0	-2	2	0	0	
Jon Merrill	2	0	0	0	-1	0	0	0	
Nick Bjugstad	1	0	0	0	-1	0	0	0	
Nicolas Deslauriers	1	0	0	0	0	0	0	0	
Connor Dewar	1	0	0	0	-1	2	0	0	
Jordan Greenway	1	0	0	0	0	0	0	0	
Tyson Jost	1	0	0	0	-1	0	0	0	
Jacob Middleton	1	0	0	0	0	0	0	0	
Kyle Rau	1	0	0	0	0	0	0	0	
Nico Sturm	1	0	0	0	0	0	0	0	
Mats Zuccarello	1	0	0	0	-1	2	0	0	

Power Play: 1-6 16.7% / Penalty Killing: 6-7 85.7%

### Goaltending

PENGUINS									
Goalie	GP	Min	WLOT	GA	SA	SV	GAA	SV%	
Casey DeSmith	1	64	1-0-0	3	31	28	2.82	.903	
Tristan Jarry	1	65	0-0-1	4	40	36	3.71	.900	

WILD									
Goalie	GP	Min	WLOT	GA	SA	SV	GAA	SV%	
Cam Talbot	2	125	1-0-1	8	78	70	3.83	.897	

### Goals by Period

PENGUINS					
	1st	2nd	3rd	OT	Total
Goals	3	3	1	1	8

WILD					
	1st	2nd	3rd	OT	Total
Goals	2	2	3	0	7

### Shots by Period

PENGUINS					
	1st	2nd	3rd	OT	Total
Shots	19	32	17	10	78

WILD					
	1st	2nd	3rd	OT	Total
Shots	25	23	17	6	71

\* - Overtime \*\* - Shootout



# MONTREAL CANADIENS

## YEAR BY YEAR OVERALL TOTALS

**PIT 54-50-16**
**ROAD 27-65-16**
**TOTAL 72-115-32**
**GF/GA 630-827**

## CANADIENS VS. PENGUINS

**All-time scorer vs. Pittsburgh:** Guy Lafleur (61gp, 44-53-97)

**All-time Pittsburgh scorer vs.**

**Montreal:** Mario Lemieux (42gp, 27-41-68)

**Longest Montreal win streak vs.**

**Pittsburgh:** 10, Apr. 2, 1975-Dec. 4, 1976

**Longest Pittsburgh win streak vs.**

**Montreal:** 5, Dec. 31, 2016-Mar. 2, 2019; Feb. 19, 2009-Dec. 10, 2009

**Longest Montreal undefeated streak vs. Pittsburgh:** 18, Jan. 13, 1972-Jan. 26, 1975 (15-0-3)

**Longest Pittsburgh undefeated streak vs. Montreal:**

7, Oct. 20, 2011-April 17, 2013 (6-0-1)

**Last Montreal win at home:**

Oct. 13, 2018 (4-3 SO) [0-3-0 since last win]

**Last Pittsburgh win at home:**

Dec. 14, 2021 (5-2) [0-0-0 since last win]

**Last Montreal win at Pittsburgh:**

Nov. 27, 2021 (6-3) [0-1-0 since last win]

**Last Pittsburgh win at Montreal:**

Nov. 18, 2021 (6-0) [0-0-0 since last win]

**Most goals by Montreal vs. Pittsburgh:**

12, Feb. 22, 1979 (M, 12-0)

**Most goals by Pittsburgh vs. Montreal:**

7, Mar. 2, 2013 (P, 7-6); Dec. 7, 1995 (P, 7-5); Jan. 15, 1983 (M, 8-7)

**Most goals by both teams:**

15, Jan. 15, 1983 (M, 8-7)

**Last Montreal shutout vs. Pittsburgh:**

Oct. 18, 2016 (4-0) – Al Montoya

**Last Pittsburgh shutout vs. Montreal:**

Nov. 18, 2021 (6-0) – Tristan Jarry

**Last Montreal hat trick vs. Pittsburgh:**

Dec. 27, 2008 – Andrei Kostitsyn

**Last Pittsburgh hat trick vs. Montreal:**

Oct. 28, 2009 – Sidney Crosby

**Last Pittsburgh trade with Montreal:**

July 16, 2022 – Jeff Petry and Ryan Poehling to Pittsburgh in exchange for Mike Matheson and a 2023 draft pick

**Pittsburgh's Overtime/Shootout Record vs. Montreal:** 14-4-18

## YEAR BY YEAR

YEAR	PIT	ROAD	TOTAL	GF/GA
1967-68	0-2-0	0-2-0	0-4-0	11-16
1968-69	0-2-1	1-2-0	1-4-1	16-21
1969-70	2-1-0	0-3-0	2-4-0	15-19
1970-71	1-1-1	0-2-1	1-3-2	13-20
1971-72	1-1-1	0-3-0	1-4-1	16-25
1972-73	0-2-0	0-3-0	0-5-0	12-29
1973-74	0-3-0	0-1-1	0-4-1	10-21
1974-75	1-1-1	0-3-0	1-4-1	15-28
1975-76	0-3-0	0-3-0	0-6-0	19-35
1976-77	0-1-2	0-3-0	0-4-2	11-34
1977-78	1-2-0	0-3-0	1-5-0	19-35
1978-79	2-2-0	0-3-1	2-5-1	19-38
1979-80	1-0-1	0-2-0	1-2-1	14-22
1980-81	1-1-0	1-1-0	2-2-0	10-11
1981-82	1-0-0	0-2-0	1-2-0	9-14
1982-83	1-1-0	0-1-0	1-2-0	11-15
1983-84	0-0-1	0-2-0	0-2-1	6-11
1984-85	1-1-0	0-1-0	1-2-0	11-13
1985-86	0-1-0	0-1-1	0-2-1	10-13
1986-87	1-1-0	0-0-1	1-1-1	11-11
1987-88	1-0-0	1-1-0	2-1-0	11-8
1988-89	0-2-0	1-0-0	1-2-0	8-16
1989-90	1-0-0	0-2-0	1-2-0	4-17
1990-91	0-1-1	0-1-0	0-2-1	11-15
1991-92	1-0-0	0-2-0	1-2-0	8-9

YEAR	PIT	ROAD	TOTAL	GF/GA
1992-93	2-0-0	0-0-1	2-0-1	12-8
1993-94	1-1-0	0-2-1	1-3-1	7-20
1994-95	2-0-0	0-2-0	2-2-0	13-13
1995-96	1-2-0	0-2-0	1-4-0	17-23
1996-97	0-0-3	2-1-0	2-1-3	23-20
1997-98	1-2-0	2-0-1	3-2-1	14-10
1998-99	1-0-1	2-0-0	3-0-1	16-12
1999-00	1-1-0	0-2-0	1-3-0	8-16
2000-01	1-1-0	0-1-1	1-2-1	12-13
2001-02	0-2-0	0-1-1	0-3-1	2-9
2002-03	1-0-1	0-0-2	1-0-3	12-13
2003-04	0-2-0	0-2-0	0-4-0	5-20
2004-05		No Season		
2005-06	1-1-0	2-0-0	3-1-0	18-16
2006-07	2-0-0	0-1-1	2-1-1	16-17
2007-08	0-1-1	2-0-0	2-1-1	12-10
2008-09	1-1-0	1-1-0	2-2-0	12-12
2009-10	2-0-0	1-1-0	3-1-0	15-9
2010-11	0-2-0	1-0-1	1-2-1	8-9
2011-12	2-0-0	1-0-1	3-0-1	13-10
2012-13	2-0-0	1-0-0	3-0-0	14-10
2013-14	1-0-1	0-1-0	1-1-1	12-9
2014-15	0-1-0	2-0-0	2-1-0	7-5
2015-16	1-1-0	1-0-0	2-1-0	8-7
2016-17	1-0-0	1-1-0	2-1-0	8-8

YEAR	PIT	ROAD	TOTAL	GF/GA
2017-18	2-0-0	1-0-0	3-0-0	15-8
2018-19	0-1-0	1-0-1	1-1-1	9-9
2019-20	1-1-0	1-0-0	2-1-0	8-7
2020-21		Did Not Play		
2021-22	1-1-0	1-0-0	2-1-0	14-8

## PITTSBURGH PENGUINS vs. MONTRÉAL CANADIENS 2021-2022 REGULAR SEASON

at PITTSBURGH PENGUINS

Date	Score	W Goal
14 Dec '21	MTL 2 @ PIT 5	Mike Matheson
27 Nov '21	MTL 6 @ PIT 3	Josh Anderson

at MONTRÉAL CANADIENS

Date	Score	W Goal
18 Nov '21	PIT 6 @ MTL 0	Sidney Crosby

Individual Scoring

PENGUINS									
Player	GP	G	A	P	+/-	PIM	PP	SH	
Sidney Crosby	3	2	4	6	2	0	0	0	
Evan Rodrigues	3	2	2	4	0	0	2	0	
Kasperii Kapanen	3	1	3	4	0	0	0	0	
Teddy Blueger	3	2	1	3	2	0	0	0	
Jeff Carter	3	1	2	3	-3	2	0	0	
Jake Guentzel	2	1	2	3	0	0	0	0	
Mike Matheson	3	1	1	2	1	2	0	0	
Zach Aston-Reese	3	0	2	2	1	0	0	0	
Kris Letang	3	0	2	2	3	2	0	0	
John Marino	3	0	2	2	0	0	0	0	
Bryan Rust	1	0	2	2	2	2	0	0	
Brian Dumoulin	3	1	0	1	3	0	0	0	
Danton Heinen	3	1	0	1	0	0	1	0	
Brock McGinn	3	1	0	1	1	0	0	0	
Brian Boyle	2	1	0	1	1	0	0	0	
Marcus Pettersson	3	0	0	0	1	2	0	0	
Chad Ruhwedel	3	0	0	0	-1	0	0	0	
Dominik Simon	3	0	0	0	1	4	0	0	
Jason Zucker	3	0	0	0	-1	0	0	0	
Drew O'Connor	1	0	0	0	1	0	0	0	

Power Play: 3-9 33.3% / Penalty Killing: 7-7 100.0%

CANADIENS									
Player	GP	G	A	P	+/-	PIM	PP	SH	
Jonathan Drouin	3	2	1	3	0	0	0	0	
Josh Anderson	2	2	1	3	3	0	0	0	
Christian Dvorak	2	1	2	3	3	0	0	0	
Tyler Toffoli	2	1	2	3	2	0	0	0	
Alexander Romanov	3	0	2	2	-1	2	0	0	
Artturi Lehkonen	3	1	0	1	-2	2	0	0	
Jesse Ylonen	1	1	0	1	1	0	0	0	
Cole Caufield	3	0	1	1	-3	0	0	0	
Mattias Norlinder	2	0	1	1	1	2	0	0	
Laurent Dauphin	1	0	1	1	1	0	0	0	
Sami Niku	1	0	1	1	1	0	0	0	
Joel Armia	3	0	0	0	-1	4	0	0	
Ben Chiarot	3	0	0	0	-4	4	0	0	
Jeff Petry	3	0	0	0	-3	0	0	0	
Michael Pezzetta	3	0	0	0	-1	0	0	0	
Ryan Poehling	3	0	0	0	-3	0	0	0	
David Savard	3	0	0	0	1	0	0	0	
Nick Suzuki	3	0	0	0	-4	0	0	0	
Jake Evans	2	0	0	0	-2	0	0	0	
Brendan Gallagher	2	0	0	0	0	0	0	0	
Brett Kulak	2	0	0	0	-1	2	0	0	
Kale Clague	1	0	0	0	0	2	0	0	
Mike Hoffman	1	0	0	0	-1	0	0	0	
Cedric Paquette	1	0	0	0	0	0	0	0	
Mathieu Perreault	1	0	0	0	-2	0	0	0	

Power Play: 0-7 0.0% / Penalty Killing: 6-9 66.7%

Goaltending

PENGUINS									
Goalie	GP	Min	WLOT	GA	SA	SV	GAA	SV%	
Tristan Jarry	2	120	2-0-0	2	54	52	1.00	.963	
Casey DeSmith	1	58	0-1-0	3	31	28	3.10	.903	

CANADIENS									
Goalie	GP	Min	WLOT	GA	SA	SV	GAA	SV%	
Jake Allen	2	119	1-1-0	8	81	73	4.02	.901	
Sam Montembeault	1	20	0-0-0	1	12	11	3.00	.917	
Cayden Primeau	1	40	0-1-0	5	31	26	7.50	.839	

Goals by Period

PENGUINS					
	1st	2nd	3rd	OT	Total
Goals	4	4	6	0	14

CANADIENS					
	1st	2nd	3rd	OT	Total
Goals	0	3	5	0	8

Shots by Period

PENGUINS					
	1st	2nd	3rd	OT	Total
Shots	38	50	36	0	124

CANADIENS					
	1st	2nd	3rd	OT	Total
Shots	20	30	37	0	87

\* - Overtime \*\* - Shootout



# NASHVILLE PREDATORS

## YEAR BY YEAR OVERALL TOTALS

**PIT 9-4-3**
**ROAD 8-8-1**
**TOTAL 17-12-4**
**GF/GA 94-92**

## PREDATORS VS. PENGUINS

**All-time scorer vs. Pittsburgh:** Scott Walker (12gp, 3-10-13)

**All-time Pittsburgh scorer vs. Nashville:** Sidney Crosby (19gp, 6-19-25)

**Longest Nashville win streak vs. Pittsburgh:** 3, Jan. 1, 2004-Jan. 15, 2006

**Longest Pittsburgh win streak vs. Nashville:** 5, Oct. 21, 2010-Oct. 25, 2014

**Longest Nashville undefeated streak vs. Pittsburgh:** 6, Nov. 23, 2001-Jan. 15, 2006 [5-0-1]

**Longest Pittsburgh undefeated streak vs. Nashville:** 6, Feb. 14, 2010-Oct. 25, 2014 [5-0-1]

**Last Nashville win at home:** Mar. 15, 2022 [4-1] [0-0-0 since last win]

**Last Pittsburgh win at home:** Apr. 10, 2022 [3-2] [0-0-0 since last win]

**Last Nashville win at Pittsburgh:** Mar. 29, 2019 [3-1] [0-2-0 since last win]

**Last Pittsburgh win at Nashville:** Dec. 27, 2019 [5-2] [0-1-0 since last win]

**Most goals by Nashville vs. Pittsburgh:** 9, Mar. 4, 2004 [N, 9-4]

**Most goals by Pittsburgh vs. Nashville:** 6, Dec. 28, 2019 [P, 6-4]; Nov. 13, 1999 [P, 6-2]

**Most goals by both teams:** 13, Mar. 4, 2004 [N, 9-4]

**Last Nashville shutout vs. Pittsburgh:** Feb. 1, 2015 [4-0] – Carter Hutton

**Last Pittsburgh shutout vs. Nashville:** Oct. 7, 2017 [4-0] – Matt Murray

**Last Nashville hat trick vs. Pittsburgh:** None

**Last Pittsburgh hat trick vs. Nashville:** None

**Last Pittsburgh trade with Nashville:** June 27, 2014 – Patric Hornqvist and Nick Spaling to Pittsburgh in exchange for James Neal

**Pittsburgh's Overtime/Shootout Record vs. Nashville:** 5-0-4

## YEAR BY YEAR

YEAR	PIT	ROAD	TOTAL	GF/GA
<b>1998-99</b>	0-0-1	1-0-0	1-0-1	4-3
<b>1999-00</b>	1-0-0	0-1-0	1-1-0	8-6
<b>*2000-01</b>	0-1-0	1-0-0	1-1-0	4-4
<b>2001-02</b>	0-0-0	0-1-0	0-1-0	0-5
<b>2002-03</b>	0-0-1	0-1-0	0-1-1	2-8
<b>2003-04</b>	0-1-0	0-1-0	0-2-0	6-12
<b>2004-05</b>	No Season			
<b>2005-06</b>	0-0-0	0-1-0	0-1-0	4-5
<b>2006-07</b>	1-0-0	0-0-0	1-0-0	4-1
<b>2007-08</b>	Did Not Play			
<b>2008-09</b>	0-0-0	0-1-0	0-1-0	3-5
<b>2009-10</b>	0-0-1	0-0-0	0-0-1	3-3
<b>2010-11</b>	0-0-0	1-0-0	1-0-0	4-3
<b>2011-12</b>	1-0-0	0-0-0	1-0-0	5-1
<b>2012-13</b>	Did Not Play			
<b>2013-14</b>	1-0-0	1-0-0	2-0-0	7-2
<b>2014-15</b>	0-1-0	1-0-0	1-1-0	3-4
<b>2015-16</b>	1-0-0	1-0-0	2-0-0	7-3
<b>2016-17</b>	1-0-0	0-1-0	1-1-0	5-7
<b>2017-18</b>	1-0-0	0-0-1	1-0-1	8-4
<b>2018-19</b>	0-1-0	1-0-0	1-1-0	2-4
<b>2019-20</b>	1-0-0	1-0-0	2-0-0	11-6
<b>2020-21</b>	Did Not Play			
<b>2021-22</b>	1-0-0	0-1-0	1-1-0	4-6

## PITTSBURGH PENGUINS vs. NASHVILLE PREDATORS 2021-2022 REGULAR SEASON

**at PITTSBURGH PENGUINS**

Date	Score	W Goal
10 Apr '22 *	NSH 2 @ PIT 3	Sidney Crosby

**at NASHVILLE PREDATORS**

Date	Score	W Goal
15 Mar '22	PIT 1 @ NSH 4	Tanner Jeannot

**Individual Scoring**

PENGUINS									
Player	GP	G	A	P	+/-	PIM	PP	SH	
Sidney Crosby	2	2	2	4	2	0	0	0	
Rickard Rakell	1	0	3	3	2	0	0	0	
Kris Letang	2	0	2	2	-2	4	0	0	
Jake Guentzel	2	1	0	1	-1	2	0	0	
Jason Zucker	1	1	0	1	0	0	0	0	
Teddy Blueger	2	0	0	0	-2	0	0	0	
Brian Boyle	2	0	0	0	-2	2	0	0	
Jeff Carter	2	0	0	0	-1	0	0	0	
Brian Dumoulin	2	0	0	0	0	0	0	0	
Danton Heinen	2	0	0	0	0	2	0	0	
Kasperii Kapanen	2	0	0	0	-1	2	0	0	
Evgeni Malkin	2	0	0	0	-2	6	0	0	
John Marino	2	0	0	0	1	0	0	0	
Mike Matheson	2	0	0	0	1	5	0	0	
Evan Rodrigues	2	0	0	0	-1	0	0	0	
Chad Ruhwedel	2	0	0	0	-2	0	0	0	
Bryan Rust	2	0	0	0	-1	2	0	0	
Mark Friedman	1	0	0	0	-1	0	0	0	
Marcus Pettersson	1	0	0	0	-1	0	0	0	
Dominik Simon	1	0	0	0	-2	2	0	0	
Radim Zohorna	1	0	0	0	0	0	0	0	

Power Play: 0-5 0.0% / Penalty Killing: 9-9 100.0%

PREDATORS									
Player	GP	G	A	P	+/-	PIM	PP	SH	
Roman Josi	2	0	3	3	4	0	0	0	
Matt Duchene	2	1	1	2	2	0	0	0	
Colton Sissons	2	0	2	2	3	2	0	0	
Nick Cousins	2	1	0	1	1	0	0	0	
Mattias Ekholm	2	1	0	1	0	2	0	0	
Tanner Jeannot	2	1	0	1	2	5	0	0	
Eeli Tolvanen	2	1	0	1	-2	0	0	0	
Yakov Trenin	2	1	0	1	2	0	0	0	
Filip Forsberg	2	0	1	1	2	2	0	0	
Mikael Granlund	2	0	1	1	-2	0	0	0	
Alexandre Carrier	2	0	0	0	0	4	0	0	
Ryan Johansen	2	0	0	0	1	0	0	0	
Luke Kunin	2	0	0	0	-1	2	0	0	
Philip Tomasino	2	0	0	0	-1	0	0	0	
Matt Benning	1	0	0	0	-1	0	0	0	
Mark Borowiecki	1	0	0	0	-1	2	0	0	
Dante Fabbro	1	0	0	0	2	0	0	0	
Ben Harpur	1	0	0	0	0	0	0	0	
Jeremy Lauzon	1	0	0	0	1	0	0	0	
Matt Luff	1	0	0	0	0	0	0	0	
Michael McCarron	1	0	0	0	0	0	0	0	
Philippe Myers	1	0	0	0	0	0	0	0	

Power Play: 0-9 0.0% / Penalty Killing: 5-5 100.0%

**Goaltending**

PENGUINS								
Goalie	GP	Min	WLOT	GA	SA	SV	GAA	SV%
Casey DeSmith	2	122	1-1-0	5	59	54	2.46	.915

PREDATORS								
Goalie	GP	Min	WLOT	GA	SA	SV	GAA	SV%
Juuse Saros	1	60	1-0-0	1	36	35	1.00	.972
David Rittich	1	62	0-0-1	3	30	27	2.90	.900

**Goals by Period**

PENGUINS					
	1st	2nd	3rd	OT	Total
Goals	1	1	1	1	4

PREDATORS					
	1st	2nd	3rd	OT	Total
Goals	2	2	2	0	6

**Shots by Period**

PENGUINS					
	1st	2nd	3rd	OT	Total
Shots	15	23	26	2	66

PREDATORS					
	1st	2nd	3rd	OT	Total
Shots	22	22	16	0	60

\* - Overtime \*\* - Shootout



# NEW JERSEY DEVILS

Franchise played as Kansas City Scouts from 1974-75 to 1975-76 and Colorado Rockies from 1976-77 to 1981-82

## YEAR BY YEAR OVERALL TOTALS

**PIT 64-51-10**

**ROAD 50-61-17**

**TOTAL 114-112-27**

**GF/GA 815-809**

## DEVILS VS. PENGUINS

### All-time scorer vs. Pittsburgh:

Patrik Elias [87gp, 24-46-70]

### All-time Pittsburgh scorer vs. New

Jersey: Mario Lemieux [74gp, 47-88-135]

### Longest New Jersey win streak vs.

Pittsburgh: 6, Oct. 24, 2009-Mar. 17, 2010

### Longest Pittsburgh win streak vs. New

Jersey: 5, Nov. 26, 2016-Apr. 6, 2017; Feb. 22, 1981-Mar. 21, 1982

### Longest New Jersey undefeated

streak vs. Pittsburgh:

7, Dec. 23, 1987-Dec. 23, 1988 [5-0-2]

### Longest Pittsburgh undefeated streak vs. New Jersey:

7, March 20, 2021-April 24, 2021 [6-1-0]

### Last New Jersey win at home:

Mar. 18, 2021 [3-2] [0-5-0 since last win]

### Last Pittsburgh win at home:

Apr. 24, 2021 [4-2] [0-2-0 since last win]

### Last New Jersey win at Pittsburgh:

Feb. 24, 2022 [6-1] [0-0-0 since last win]

### Last Pittsburgh win at New Jersey:

Feb. 13, 2022 [4-2] [0-0-0 since last win]

### Most goals by New Jersey vs.

Pittsburgh: 9, Oct. 28, 2000 [N, 9-0]

### Most goals by Pittsburgh vs. New Jersey:

9, Dec. 13, 1990 [P, 9-5]

### Most goals by both teams:

14, Dec. 13, 1990 [P, 9-5]; Dec. 31, 1988 [P, 8-6]; Oct. 26, 1986 [N, 8-6]

### Last New Jersey shutout vs.

Pittsburgh: Mar. 24, 2016 [3-0] – Scott Wedgewood

### Last Pittsburgh shutout vs. New

Jersey: Jan. 26, 2016 [2-0] – Marc-Andre Fleury

### Last New Jersey hat trick vs.

Pittsburgh: Nov. 5, 2018 – Brian Boyle

### Last Pittsburgh hat trick vs. New Jersey:

Apr. 11, 2021 – Jake Guentzel

### Last Pittsburgh trade with New

Jersey: July 16, 2022 – Ty Smith and a 2023 draft pick to Pittsburgh in exchange for John Marino

### Pittsburgh's Overtime/Shootout Record vs. New Jersey:

8-10-11

## YEAR BY YEAR

YEAR	PIT	ROAD	TOTAL	GF/GA	YEAR	PIT	ROAD	TOTAL	GF/GA
<b>1974-75</b>	1-0-1	1-0-1	2-0-2	19-14	<b>1999-00</b>	1-2-0	1-1-0	2-3-0	14-15
<b>1975-76</b>	2-0-0	0-1-1	2-1-1	18-10	<b>2000-01</b>	1-1-0	2-0-1	3-1-1	17-21
<b>1976-77</b>	1-1-0	1-1-0	2-2-0	11-11	<b>2001-02</b>	1-1-1	1-1-0	2-2-1	15-11
<b>1977-78</b>	1-1-0	1-0-1	2-1-1	14-13	<b>2002-03</b>	0-2-0	1-2-0	1-4-0	10-14
<b>1978-79</b>	2-0-0	1-1-0	3-1-0	21-13	<b>2003-04</b>	0-3-0	1-1-1	1-4-1	7-17
<b>1979-80</b>	2-0-0	0-2-0	2-2-0	10-15	<b>2004-05</b>	No Season			
<b>1980-81</b>	2-0-0	1-1-0	3-1-0	20-13	<b>2005-06</b>	2-1-1	1-3-0	3-4-1	27-30
<b>1981-82</b>	2-0-0	1-0-0	3-0-0	17-5	<b>2006-07</b>	1-2-1	2-2-0	3-4-1	18-20
<b>1982-83</b>	1-2-1	0-1-2	1-3-3	23-26	<b>2007-08</b>	1-3-0	3-0-1	4-3-1	28-17
<b>1983-84</b>	2-1-0	2-2-0	4-3-0	28-27	<b>2008-09</b>	2-0-1	1-1-1	3-1-2	16-12
<b>1984-85</b>	1-3-0	1-2-0	2-5-0	25-34	<b>2009-10</b>	0-3-0	0-3-0	0-6-0	5-22
<b>1985-86</b>	2-1-0	2-1-1	4-2-1	28-22	<b>2010-11</b>	3-0-0	1-1-1	4-1-1	10-8
<b>1986-87</b>	2-2-0	1-2-0	3-4-0	34-31	<b>2011-12</b>	2-1-0	1-2-0	3-3-0	18-16
<b>1987-88</b>	0-3-0	1-3-0	1-6-0	21-38	<b>2012-13</b>	1-1-0	0-2-0	1-3-0	9-10
<b>1988-89</b>	3-0-1	1-1-1	4-1-2	29-24	<b>2013-14</b>	2-0-0	0-2-0	2-2-0	8-8
<b>1989-90</b>	1-2-0	1-2-1	2-4-1	22-29	<b>2014-15</b>	2-0-0	1-2-0	3-2-0	12-9
<b>1990-91</b>	4-0-0	0-3-0	4-3-0	37-31	<b>2015-16</b>	1-1-0	1-1-0	2-2-0	8-8
<b>1991-92</b>	1-2-0	1-3-0	2-5-0	20-31	<b>2016-17</b>	3-0-0	2-0-0	5-0-0	25-14
<b>1992-93</b>	3-1-0	3-1-1	6-2-1	33-25	<b>2017-18</b>	0-1-1	1-1-0	1-2-1	10-13
<b>1993-94</b>	1-0-1	0-2-0	1-2-1	10-17	<b>2018-19</b>	0-2-0	1-1-0	1-3-0	10-18
<b>1994-95</b>	1-0-0	0-0-2	1-0-2	11-8	<b>2019-20</b>	1-0-0	1-1-0	2-1-0	10-5
<b>1995-96</b>	1-1-0	1-0-1	2-1-1	11-9	<b>2020-21</b>	3-0-1	3-1-0	6-1-1	33-21
<b>1996-97</b>	0-2-0	1-1-0	1-3-0	12-13	<b>2021-22</b>	0-2-0	2-0-0	2-2-0	10-14
<b>1997-98</b>	1-1-0	1-1-0	2-2-0	8-10					
<b>1998-99</b>	0-2-0	1-2-0	1-4-0	13-17					

## PITTSBURGH PENGUINS vs. NEW JERSEY DEVILS 2021-2022 REGULAR SEASON

### at PITTSBURGH PENGUINS

Date	Score	W Goal
24 Feb '22	NJD 6 @ PIT 1	Jesper Bratt
30 Oct '21	NJD 4 @ PIT 2	Jesper Bratt

### at NEW JERSEY DEVILS

Date	Score	W Goal
13 Feb '22	PIT 4 @ NJD 2	Brian Boyle
19 Dec '21	PIT 3 @ NJD 2	Mike Matheson

### Individual Scoring

PENGUINS										DEVILS									
Player	GP	G	A	P	+/-	PIM	PP	SH		Player	GP	G	A	P	+/-	PIM	PP	SH	
Mike Matheson	4	2	1	3	1	2	0	0		Jesper Bratt	3	3	2	5	3	0	0	0	
Zach Aston-Reese	4	0	3	3	2	0	0	0		Nico Hischier	3	2	2	4	1	0	1	0	
Sidney Crosby	4	0	3	3	-1	4	0	0		Jack Hughes	3	1	3	4	0	0	0	0	
Danton Heinen	4	2	0	2	1	0	0	0		Yegor Sharangovich	4	1	2	3	0	0	0	0	
Brian Boyle	3	1	1	2	1	0	0	0		Pavel Zacha	4	0	3	3	0	0	0	0	
Teddy Blueger	2	1	1	2	2	0	0	1		Andreas Johnsson	3	2	0	2	2	4	0	0	
Bryan Rust	2	1	1	2	2	0	0	0		Damon Severson	4	1	1	2	-3	2	1	0	
Chad Ruhwedel	4	0	2	2	2	4	0	0		Doug Hamilton	3	0	2	2	0	0	0	0	
Brock McGinn	4	1	0	1	-1	4	0	0		P.K. Subban	3	0	2	2	1	2	0	0	
Jake Guentzel	3	1	0	1	-1	2	0	0		Dawson Mercer	4	1	0	1	3	0	0	0	
Evgeni Malkin	2	1	0	1	-2	2	1	0		Jimmy Vesey	4	1	0	1	-1	2	0	1	
Marcus Pettersson	4	0	1	1	-2	0	0	0		Nathan Bastian	3	1	0	1	-2	4	1	0	
Kris Letang	3	0	1	1	0	2	0	0		Janne Kuokkanen	2	1	0	1	-1	0	0	0	
Dominik Simon	3	0	1	1	0	2	0	0		Ty Smith	4	0	1	1	1	0	0	0	
Jason Zucker	2	0	1	1	1	2	0	0		Tomas Tatar	4	0	1	1	0	4	0	0	
Juuso Riiikola	1	0	1	1	1	0	0	0		Michael McLeod	4	0	0	0	-2	4	0	0	
Jeff Carter	4	0	0	0	-3	4	0	0		Jonas Siegenthaler	4	0	0	0	2	2	0	0	
Brian Dumoulin	4	0	0	0	2	2	0	0		Ryan Graves	3	0	0	0	3	0	0	0	
Kasperii Kapanen	4	0	0	0	-3	0	0	0		Marian Studenic	3	0	0	0	-2	0	0	0	
John Marino	4	0	0	0	-5	0	0	0		Jesper Boqvist	2	0	0	0	0	2	0	0	
Evgen Rodrigues	4	0	0	0	-3	0	0	0		Mason Geertsen	2	0	0	0	-1	2	0	0	
Drew O'Connor	2	0	0	0	0	0	0	0		Kevin Bahl	1	0	0	0	-1	0	0	0	
Sam Lafferty	1	0	0	0	0	4	0	0		Frederik Gauthier	1	0	0	0	0	0	0	0	

Power Play: 1-14 7.1% / Penalty Killing: 11-14 78.6%

Power Play: 3-14 21.4% / Penalty Killing: 13-14 92.9%

### Goaltending

PENGUINS										DEVILS									
Goalie	GP	Min	WLOT	GA	SA	SV	GAA	SV%		Goalie	GP	Min	WLOT	GA	SA	SV	GAA	SV%	
Tristan Jarry	4	212	2-2-0	13	108	95	3.67	.880		Nico Daws	1	60	1-0-0	1	38	37	1.00	.974	
Casey DeSmith	1	26	0-0-0	1	17	16	2.27	.941		Jonathan Bernier	1	60	1-0-0	2	35	33	2.00	.943	
										Jon Gillies	2	117	0-2-0	6	56	50	3.09	.893	

### Goals by Period

PENGUINS						DEVILS					
	1st	2nd	3rd	OT	Total		1st	2nd	3rd	OT	Total
Goals	2	3	5	0	10	Goals	4	5	5	0	14

### Shots by Period

PENGUINS						DEVILS					
	1st	2nd	3rd	OT	Total		1st	2nd	3rd	OT	Total
Shots	34	44	52	0	130	Shots	43	35	47	0	125

\* - Overtime \*\* - Shootout



# NEW YORK ISLANDERS

## YEAR BY YEAR OVERALL TOTALS

**PIT 74-41-19**
**ROAD 56-61-15**
**TOTAL 130-102-34**
**GF/GA 927-900**

## ISLANDERS VS. PENGUINS

**All-time scorer vs. Pittsburgh:** Bryan Trottier [82gp, 47-58-105]

**All-time Pittsburgh scorer vs. Islanders:** Mario Lemieux [72gp, 50-81-131]

**Longest Islanders win streak vs. Pittsburgh:** 6, Dec. 20, 1983-Nov. 10, 1984

**Longest Pittsburgh win streak vs. Islanders:** 5, Apr. 8, 2011-Dec. 10, 2011; Jan. 19, 2010-Oct. 15, 2010; Mar. 9, 1995-Mar. 16, 1996

**Longest Islanders undefeated streak vs. Pittsburgh:** 9, Feb. 1, 1986-Mar. 10, 1987 [7-0-2]

**Longest Pittsburgh undefeated streak vs. Islanders:** 11, Feb. 29, 2004-Oct. 19, 2006 [6-0-5]

**Last Islanders win at home:** Apr. 12, 2022 [5-4 SO] [0-0-0 since last win]

**Last Pittsburgh win at home:** Apr. 14, 2022 [6-3] [0-0-0 since last win]

**Last Islanders win at Pittsburgh:** Nov. 19, 2019 [5-4 OT] [0-5-0 since last win]

**Last Pittsburgh win at Islanders:** Nov. 26, 2021 [1-0] [0-1-0 since last win]

**Most goals by Islanders vs. Pittsburgh:** 11, Dec. 20, 1983 [N, 11-3]

**Most goals by Pittsburgh vs. Islanders:** 9, Dec. 11, 2008 [P, 9-2]; Dec. 30, 1999 [P, 9-3]; Dec. 13, 1972 [P, 9-1]

**Most goals by both teams:** 15, Feb. 6, 1990 [N, 8-7]

**Last Islanders shutout vs. Pittsburgh:** Feb. 28, 2021 [2-0] – Ilya Sorokin

**Last Pittsburgh shutout vs. Islanders:** Nov. 26, 2021 [1-0] – Tristan Jarry

**Last Islanders hat trick vs. Pittsburgh:** Jan. 16, 2015 – Kyle Okposo [4]

**Last Pittsburgh hat trick vs. Islanders:** Mar. 27, 2021 – Bryan Rust

**Last Pittsburgh trade with Islanders:** Mar. 4, 2009 – Bill Guerin to Pittsburgh in exchange for a 2009 third-round draft pick

**Pittsburgh's Overtime/Shootout Record vs. Islanders:** 22-5-20

## YEAR BY YEAR

YEAR	PIT	ROAD	TOTAL	GF/GA
1972-73	2-0-1	2-0-0	4-0-1	22-4
1973-74	0-0-2	2-1-0	2-1-2	9-8
1974-75	2-0-0	0-2-0	2-2-0	15-10
1975-76	1-1-0	0-1-1	1-2-1	15-21
1976-77	1-1-0	1-1-0	2-2-0	11-13
1977-78	1-0-1	0-2-0	1-2-1	14-15
1978-79	0-1-1	0-0-2	0-1-3	11-13
1979-80	0-0-2	1-0-1	1-0-3	10-9
1980-81	2-0-0	0-1-1	2-1-1	19-16
1981-82	2-2-0	0-4-0	2-6-0	22-40
1982-83	1-2-0	1-3-0	2-5-0	13-29
1983-84	0-4-0	1-2-0	1-6-0	26-38
1984-85	2-1-0	0-4-0	2-5-0	20-30
1985-86	1-2-1	0-3-0	1-5-1	21-38
1986-87	0-2-1	0-3-1	0-5-2	19-29
1987-88	2-1-1	2-1-0	4-2-1	32-28
1988-89	3-0-0	1-2-1	4-2-1	32-26
1989-90	3-1-0	0-2-1	3-3-1	32-35
1990-91	2-1-0	3-1-0	5-2-0	33-23
1991-92	2-1-1	3-0-0	5-1-1	39-31
1992-93	2-2-0	2-1-0	4-3-0	26-21
1993-94	0-2-0	2-0-0	2-2-0	11-14
1994-95	2-0-0	1-1-0	3-1-0	16-10
1995-96	1-1-0	2-0-0	3-1-0	19-16
1996-97	1-1-0	1-1-0	2-2-0	12-14
1997-98	1-1-0	1-1-0	2-2-0	14-11
1998-99	1-2-0	1-1-0	2-3-0	12-20
1999-00	2-0-0	2-1-0	4-1-0	26-12
2000-01	2-1-0	0-2-0	2-3-0	17-17

YEAR	PIT	ROAD	TOTAL	GF/GA
2001-02	0-1-1	2-1-0	2-2-1	17-19
2002-03	1-2-0	0-2-0	1-4-0	13-22
2003-04	0-1-2	1-2-0	1-3-2	16-26
2004-05	No Season			
2005-06	2-0-2	2-0-2	4-0-4	32-18
2006-07	3-1-0	1-3-0	4-4-0	29-28
2007-08	3-1-0	2-2-0	5-3-0	22-21
2008-09	3-0-0	2-0-1	5-0-1	26-11
2009-10	3-0-0	2-1-0	5-1-0	27-19
2010-11	3-0-0	1-1-1	4-1-1	14-15
2011-12	2-1-0	2-1-0	4-2-0	22-15
2012-13	2-1-0	2-0-0	4-1-0	17-9
2013-14	1-1-0	2-0-0	3-1-0	16-13
2014-15	1-1-1	0-2-0	1-3-1	12-18
2015-16	2-0-0	1-1-0	3-1-0	12-5
2016-17	1-0-1	1-1-0	2-1-1	13-12
2017-18	2-0-0	1-1-0	3-1-0	12-9
2018-19	1-1-0	1-0-1	2-1-1	12-11
2019-20	0-0-1	1-0-1	1-0-2	11-12
2020-21	4-0-0	2-2-0	6-2-0	25-19
2021-22	1-0-0	1-0-1	2-0-1	11-7



## PITTSBURGH PENGUINS vs. NEW YORK ISLANDERS 2021-2022 REGULAR SEASON

### at PITTSBURGH PENGUINS

Date	Score	W Goal
14 Apr '22	NYI 3 @ PIT 6	Sidney Crosby

### at NEW YORK ISLANDERS

Date	Score	W Goal
12 Apr '22 **	PIT 4 @ NYI 5	Kyle Palmieri
26 Nov '21	PIT 1 @ NYI 0	Kasperii Kapanen

### Individual Scoring

PENGUINS									
Player	GP	G	A	P	+/-	PIM	PP	SH	
Jake Guentzel	3	4	4	8	6	4	0	0	
Sidney Crosby	3	1	5	6	6	2	0	0	
Danton Heinen	3	2	0	2	0	2	0	0	
Jeff Carter	3	1	1	2	-3	0	1	0	
Kasperii Kapanen	3	1	1	2	2	0	0	0	
Teddy Blueger	3	0	2	2	0	0	0	0	
Brian Boyle	3	0	2	2	1	0	0	0	
Rickard Rakell	2	0	2	2	4	0	0	0	
Kris Letang	3	1	0	1	4	2	0	0	
Brock McGinn	3	1	0	1	-1	4	0	0	
Mike Matheson	3	0	1	1	2	0	0	0	
Chad Ruhwedel	3	0	1	1	0	0	0	0	
Brian Dumoulin	3	0	0	0	1	2	0	0	
John Marino	3	0	0	0	1	0	0	0	
Evan Rodrigues	3	0	0	0	-1	0	0	0	
Jason Zucker	3	0	0	0	-3	0	0	0	
Mark Friedman	2	0	0	0	0	6	0	0	
Bryan Rust	2	0	0	0	0	0	0	0	
Zach Aston-Reese	1	0	0	0	0	0	0	0	
Marcus Pettersson	1	0	0	0	1	2	0	0	
Dominik Simon	1	0	0	0	0	0	0	0	

Power Play: 1-8 12.5% / Penalty Killing: 9-10 90.0%

ISLANDERS									
Player	GP	G	A	P	+/-	PIM	PP	SH	
Zach Parise	3	3	0	3	-1	2	1	1	
Josh Bailey	2	2	0	2	-3	0	0	0	
Mathew Barzal	3	0	2	2	-4	0	0	0	
Brock Nelson	2	0	2	2	-1	0	0	0	
Zdeno Chara	2	1	0	1	0	0	0	0	
Anders Lee	2	1	0	1	-2	0	0	0	
Noah Dobson	3	0	1	1	-4	2	0	0	
Jean-Gabriel Pageau	3	0	1	1	0	0	0	0	
Adam Pelech	2	0	1	1	-1	4	0	0	
Anthony Beauvillier	3	0	0	0	-1	4	0	0	
Casey Cizikas	3	0	0	0	-2	0	0	0	
Grant Hutton	3	0	0	0	0	0	0	0	
Matt Martin	3	0	0	0	-1	4	0	0	
Kyle Palmieri	3	0	0	0	-1	0	0	0	
Andy Greene	2	0	0	0	2	0	0	0	
Ross Johnston	2	0	0	0	0	0	0	0	
Ryan Pulock	2	0	0	0	0	0	0	0	
Oliver Wahlstrom	2	0	0	0	-1	2	0	0	
Sebastian Aho	1	0	0	0	0	0	0	0	
Andy Andreoff	1	0	0	0	-1	0	0	0	
Kieffer Bellows	1	0	0	0	0	0	0	0	
Cal Clutterbuck	1	0	0	0	0	2	0	0	
Thomas Hickey	1	0	0	0	-1	0	0	0	
Otto Koivula	1	0	0	0	0	0	0	0	
Scott Mayfield	1	0	0	0	-1	2	0	0	
Richard Panik	1	0	0	0	0	0	0	0	
Robin Salo	1	0	0	0	0	0	0	0	

Power Play: 1-10 10.0% / Penalty Killing: 7-8 87.5%

### Goaltending

PENGUINS								
Goalie	GP	Min	WLOT	GA	SA	SV	GAA	SV%
Tristan Jarry	2	120	2-0-0	3	64	61	1.50	.953
Casey DeSmith	1	64	0-0-1	4	37	33	3.72	.892

ISLANDERS								
Goalie	GP	Min	WLOT	GA	SA	SV	GAA	SV%
Ilya Sorokin	3	182	1-2-0	9	103	94	2.97	.913

### Goals by Period

PENGUINS					
	1st	2nd	3rd	OT	Total
Goals	3	4	4	0	11

ISLANDERS					
	1st	2nd	3rd	OT	Total
Goals	3	1	3	0	7

### Shots by Period

PENGUINS					
	1st	2nd	3rd	OT	Total
Shots	40	35	27	3	105

ISLANDERS					
	1st	2nd	3rd	OT	Total
Shots	30	34	35	2	101

\* - Overtime \*\* - Shootout



# NEW YORK RANGERS

## YEAR BY YEAR OVERALL TOTALS

**PIT** 71-53-20

**ROAD** 63-69-16

**TOTAL** 134-122-36

**GF/GA** 976-1017

## RANGERS VS. PENGUINS

**All-time scorer vs. Pittsburgh:** Brian Leetch (72gp, 19-70-89)

**All-time Pittsburgh scorer vs. Rangers:** Mario Lemieux (70gp, 61-71-132)

**Longest Rangers win streak vs. Pittsburgh:** 5, Nov. 18, 1973-Nov. 24, 1974

**Longest Pittsburgh win streak vs. Rangers:** 7, Jan. 19, 2012-Mar. 16, 2013; Jan. 18, 2009-Jan. 25, 2010

**Longest Rangers undefeated streak vs. Pittsburgh:** 12, Jan. 7, 1970-Oct. 30, 1971 (8-0-4)

**Longest Pittsburgh undefeated streak vs. Rangers:** 11, Jan. 18, 2009-Nov. 29, 2010 (9-0-2)

**Last Rangers win at home:** Apr. 7, 2022 (3-0) [0-0-0 since last win]

**Last Pittsburgh win at home:** Feb. 26, 2022 (1-0) [0-1-0 since last win]

**Last Rangers win at Pittsburgh:** Mar. 29, 2022 (3-2) [0-0-0 since last win]

**Last Pittsburgh win at Rangers:** Apr. 8, 2021 (5-2) [0-2-0 since last win]

**Most goals by Rangers vs. Pittsburgh:** 11, Nov. 25, 1992 (N, 11-3)

**Most goals by Pittsburgh vs. Rangers:** 10, Apr. 9, 1993 (P, 10-4)

**Most goals by both teams:** 14, Oct. 14, 2000 (P, 8-6); Apr. 9, 1993 (P, 10-4); Nov. 25, 1992 (N, 11-3)

**Last Rangers shutout vs. Pittsburgh:** Apr. 7, 2022 (3-0) – Igor Shesterkin

**Last Pittsburgh shutout vs. Rangers:** Feb. 26, 2022 (1-0) – Tristan Jarry

**Last Rangers hat trick vs. Pittsburgh:** Nov. 12, 2005 – Jaromir Jagr

**Last Pittsburgh hat trick vs. Rangers:** Nov. 30, 2009 – Mike Rupp

**Last Pittsburgh trade with Rangers:** Feb. 10, 2003 – Rico Fata, Mikael Samuelsson, Richard Linthner and Joel Bouchard to Pittsburgh in exchange for Alexei Kovalev, Dan LaCouture, Janne Laukkanen and Mike Wilson

**Pittsburgh's Overtime/Shootout Record vs. Rangers:** 25-12-16

## YEAR BY YEAR

YEAR	PIT	ROAD	TOTAL	GF/GA	YEAR	PIT	ROAD	TOTAL	GF/GA	YEAR	PIT	ROAD	TOTAL	GF/GA
1967-68	0-1-1	0-2-0	0-3-1	7-15	1992-93	2-1-0	3-1-0	5-2-0	31-24	2017-18	1-1-0	1-0-1	2-1-1	16-14
1968-69	1-2-0	0-3-0	1-5-0	16-27	1993-94	2-0-0	0-2-0	2-2-0	19-18	2018-19	1-0-1	2-0-0	3-0-1	21-13
1969-70	0-3-0	1-1-1	1-4-1	7-18	1994-95	2-0-0	1-0-0	3-0-0	13-10	2019-20	0-0-0	0-0-1	0-0-1	2-3
1970-71	0-3-0	0-2-1	0-5-1	7-24	1995-96	1-1-0	1-1-0	2-2-0	15-13	2020-21	4-0-0	2-2-0	6-2-0	30-25
1971-72	1-1-1	0-2-1	1-3-2	12-22	1996-97	0-2-0	0-2-0	0-4-0	8-26	2021-22	1-1-0	0-2-0	1-3-0	4-11
1972-73	1-1-0	1-2-0	2-3-0	16-24	1997-98	1-0-1	1-1-0	2-1-1	8-8					
1973-74	0-3-0	1-1-0	1-4-0	12-25	1998-99	0-0-2	1-1-1	1-1-3	10-14					
1974-75	1-1-0	1-1-0	2-2-0	22-20	1999-00	2-1-0	1-1-0	3-2-0	19-15					
1975-76	2-0-0	1-1-0	3-1-0	23-12	2000-01	2-0-0	2-0-1	4-0-1	28-19					
1976-77	0-1-1	2-0-0	2-1-1	12-8	2001-02	3-0-0	0-2-0	3-2-0	13-10					
1977-78	1-0-1	1-0-1	2-0-2	16-12	2002-03	1-1-0	2-1-0	3-2-0	16-6					
1978-79	1-1-0	1-1-0	2-2-0	15-7	2003-04	1-2-0	2-1-0	3-3-0	20-23					
1979-80	1-1-0	1-1-0	2-2-0	15-14	2004-05	No Season								
1980-81	1-1-0	1-0-1	2-1-1	17-14	2005-06	2-2-0	1-3-0	3-5-0	18-30					
1981-82	1-2-1	2-2-0	3-4-1	32-35	2006-07	3-0-1	2-1-1	5-1-2	21-18					
1982-83	1-2-1	0-3-0	1-5-1	19-34	2007-08	3-0-1	0-3-1	3-3-2	16-21					
1983-84	1-2-0	1-3-0	2-5-0	25-35	2008-09	3-0-0	0-1-2	3-1-2	17-13					
1984-85	2-2-0	1-2-0	3-4-0	29-34	2009-10	2-0-1	3-0-0	5-0-1	27-16					
1985-86	1-1-1	3-1-0	4-2-1	28-24	2010-11	0-2-1	2-1-0	2-3-1	14-21					
1986-87	1-2-1	1-1-1	2-3-2	23-26	2011-12	2-1-0	2-1-0	4-2-0	20-12					
1987-88	2-0-1	1-2-1	3-2-2	29-27	2012-13	2-0-0	2-1-0	4-1-0	14-10					
1988-89	2-1-1	1-2-0	3-3-1	32-32	2013-14	1-0-1	1-1-0	2-1-1	12-13					
1989-90	2-0-1	3-1-0	5-1-1	34-23	2014-15	1-1-0	0-1-1	1-2-1	7-16					
1990-91	2-2-0	2-1-0	4-3-0	32-28	2015-16	1-1-0	2-0-0	3-1-0	12-9					
1991-92	1-2-0	1-3-0	2-5-0	25-32	2016-17	1-1-0	2-1-0	3-2-0	20-14					

## PITTSBURGH PENGUINS vs. NEW YORK RANGERS 2021-2022 REGULAR SEASON

### at PITTSBURGH PENGUINS

Date	Score	W Goal
29 Mar '22	NYR 3 @ PIT 2	Chris Kreider
26 Feb '22	NYR 0 @ PIT 1	Evgeni Malkin

### at NEW YORK RANGERS

Date	Score	W Goal
07 Apr '22	PIT 0 @ NYR 3	Frank Vatrano
25 Mar '22	PIT 1 @ NYR 5	Chris Kreider

### Individual Scoring

PENGUINS									RANGERS								
Player	GP	G	A	P	+/-	PIM	PP	SH	Player	GP	G	A	P	+/-	PIM	PP	SH
Sidney Crosby	3	1	1	2	-2	2	1	0	Chris Kreider	4	3	3	6	5	2	1	1
Evgeni Malkin	3	1	1	2	-2	6	1	0	Mika Zibanejad	4	0	6	6	6	0	0	0
Kris Letang	4	0	2	2	-4	0	0	0	Artemi Panarin	4	1	3	4	4	0	0	0
Brian Boyle	4	1	0	1	1	0	0	0	Frank Vatrano	3	3	0	3	3	0	0	0
Jeff Carter	4	1	0	1	-5	0	1	0	Andrew Copp	3	1	2	3	3	2	0	0
Brian Dumoulin	4	0	1	1	-3	0	0	0	Dryden Hunt	4	1	0	1	2	6	0	0
Danton Heinen	4	0	1	1	-3	0	0	0	Alexis Lafrenière	4	1	0	1	1	0	0	0
Kasperii Kapanen	4	0	1	1	-3	0	0	0	Braden Schneider	4	1	0	1	2	0	0	0
Bryan Rust	4	0	1	1	-4	0	0	0	Adam Fox	4	0	1	1	3	0	0	0
Jake Guentzel	4	0	0	0	-4	2	0	0	Barclay Goodrow	4	0	1	1	1	4	0	0
Marcus Pettersson	4	0	0	0	-1	2	0	0	Jacob Trouba	4	0	1	1	4	4	0	0
Evan Rodrigues	4	0	0	0	-4	2	0	0	Filip Chytil	3	0	1	1	1	0	0	0
Chad Ruhwedel	4	0	0	0	-3	0	0	0	Ryan Strome	3	0	1	1	2	0	0	0
Teddy Blueger	3	0	0	0	-1	0	0	0	Ryan Lindgren	4	0	0	0	2	6	0	0
Mark Friedman	3	0	0	0	0	0	0	0	K'Andre Miller	4	0	0	0	5	0	0	0
John Marino	3	0	0	0	-2	2	0	0	Jonny Brodzinski	3	0	0	0	-1	2	0	0
Mike Matheson	3	0	0	0	-3	2	0	0	Tyler Motte	3	0	0	0	0	0	0	0
Rickard Rakell	3	0	0	0	-4	2	0	0	Patrik Nemeth	3	0	0	0	2	2	0	0
Radim Zohorna	2	0	0	0	1	0	0	0	Ryan Reaves	2	0	0	0	-1	0	0	0
Anthony Angello	1	0	0	0	0	2	0	0	Morgan Barron	1	0	0	0	0	0	0	0
Zach Aston-Reese	1	0	0	0	0	0	0	0	Julien Gauthier	1	0	0	0	0	0	0	0
Filip Hallander	1	0	0	0	0	0	0	0	Zac Jones	1	0	0	0	0	0	0	0
Brock McGinn	1	0	0	0	0	0	0	0	Greg McKeeg	1	0	0	0	0	0	0	0
Dominik Simon	1	0	0	0	0	0	0	0	Kevin Rooney	1	0	0	0	0	4	0	0

Power Play: 3-12 25.0% / Penalty Killing: 5-6 83.3%

Power Play: 1-6 16.7% / Penalty Killing: 9-12 75.0%

### Goaltending

PENGUINS									RANGERS								
Goalie	GP	Min	WLOT	GA	SA	SV	GAA	SV%	Goalie	GP	Min	WLOT	GA	SA	SV	GAA	SV%
Tristan Jarry	4	230	1-3-0	10	106	96	2.61	.906	Igor Shesterkin	4	238	3-1-0	4	101	97	1.01	.960
Casey DeSmith	1	4	0-0-0	0	3	3	0.00	1.000									

### Goals by Period

PENGUINS						RANGERS					
	1st	2nd	3rd	OT	Total		1st	2nd	3rd	OT	Total
Goals	1	0	3	0	4	Goals	3	5	3	0	11

### Shots by Period

PENGUINS						RANGERS					
	1st	2nd	3rd	OT	Total		1st	2nd	3rd	OT	Total
Shots	25	33	43	0	101	Shots	42	35	33	0	110

\* - Overtime \*\* - Shootout



# OTTAWA SENATORS

## YEAR BY YEAR OVERALL TOTALS

**PIT 34-13-7**
**ROAD 26-20-8**
**TOTAL 60-33-15**
**GF/GA 363-312**

## SENATORS VS. PENGUINS

**All-time scorer vs. Pittsburgh:** Daniel Alfredsson (64gp, 22-42-64)

**All-time Pittsburgh scorer vs. Ottawa:** Jaromir Jagr (36gp, 29-28-57)

**Longest Ottawa win streak vs. Pittsburgh:**  
7, Jan. 22, 2004-Nov. 10, 2006

**Longest Pittsburgh win streak vs. Ottawa:**  
14, Jan. 3, 1994-Apr. 11, 1996

**Longest Ottawa undefeated streak vs. Pittsburgh:** 11, Nov. 22, 2003-Mar. 18, 2007 (7-3-1)

**Longest Pittsburgh undefeated streak vs. Ottawa:**  
16, Mar. 30, 1993-Apr. 11, 1996 (15-0-1)

**Last Ottawa win at home:** Nov. 13, 2021 (6-3) [0-1-0 since last win]

**Last Pittsburgh win at home:**  
Jan. 20, 2022 (6-4) [0-0-0 since last win]

**Last Ottawa win at Pittsburgh:**  
Apr. 13, 2014 (3-2 SO) [0-10-0 since last win]

**Last Pittsburgh win at Ottawa:**  
Feb. 10, 2022 (2-0) [0-0-0 since last win]

**Most goals by Ottawa vs. Pittsburgh:**  
8, Mar. 24, 2012 (0, 8-4)

**Most goals by Pittsburgh vs. Ottawa:**  
8, Dec. 5, 2016 (P, 8-5); Dec. 23, 2009 (P, 8-2)

**Most goals by both teams:**  
13, Dec. 5, 2016 (P, 8-5)

**Last Ottawa shutout vs. Pittsburgh:**  
Dec. 23, 2013 (5-0) – Craig Anderson

**Last Pittsburgh shutout vs. Ottawa:**  
Feb. 10, 2022 (2-0) – Casey DeSmith

**Last Ottawa hat trick vs. Pittsburgh:**  
Dec. 6, 2008 – Jason Spezza

**Last Pittsburgh hat trick vs. Ottawa:**  
Mar. 3, 2020 – Bryan Rust

**Last Pittsburgh trade with Ottawa:**  
Oct. 7, 2020 - Jonathan Gruden and a 2020 second-round pick to Pittsburgh in exchange for Matt Murray

**Pittsburgh's Overtime/Shootout Record vs. Ottawa:** 9-3-12

## YEAR BY YEAR

YEAR	PIT	ROAD	TOTAL	GF/GA
<b>1992-93</b>	2-0-0	1-1-0	3-1-0	20-9
<b>1993-94</b>	2-0-1	2-0-0	4-0-1	19-6
<b>1994-95</b>	2-0-0	2-0-0	4-0-0	18-12
<b>1995-96</b>	3-0-0	3-0-0	6-0-0	32-11
<b>1996-97</b>	3-0-0	1-1-1	4-1-1	24-15
<b>1997-98</b>	0-0-2	1-1-1	1-1-3	6-7
<b>1998-99</b>	1-1-0	1-0-1	2-1-1	13-12
<b>1999-00</b>	1-0-1	0-2-0	1-2-1	7-10
<b>2000-01</b>	1-1-0	1-0-1	2-1-1	14-11
<b>2001-02</b>	1-1-0	1-1-0	2-2-0	11-12
<b>2002-03</b>	0-2-0	1-1-0	1-3-0	7-13
<b>2003-04</b>	1-1-0	0-1-1	1-2-1	13-16
<b>2004-05</b>	No Season			
<b>2005-06</b>	0-2-0	0-2-0	0-4-0	9-21
<b>2006-07</b>	1-1-0	2-0-0	3-1-0	13-15
<b>2007-08</b>	0-1-1	1-1-0	1-2-1	13-18
<b>*2008-09</b>	0-1-1	1-1-0	1-2-1	10-12
<b>2009-10</b>	1-1-0	1-1-0	2-2-0	15-13
<b>2010-11</b>	2-0-0	1-1-0	3-1-0	13-7
<b>2011-12</b>	1-1-0	0-2-0	1-3-0	15-22
<b>2012-13</b>	1-0-0	2-0-0	3-0-0	8-4
<b>2013-14</b>	1-0-1	0-1-0	1-1-1	4-8
<b>2014-15</b>	1-0-0	1-0-1	2-0-1	10-10
<b>2015-16</b>	2-0-0	1-0-0	3-0-0	13-8
<b>2016-17</b>	1-0-0	0-1-1	1-1-1	10-10

YEAR	PIT	ROAD	TOTAL	GF/GA
<b>2017-18</b>	2-0-0	1-0-0	3-0-0	13-4
<b>2018-19</b>	1-0-0	0-1-1	1-1-1	10-11
<b>2019-20</b>	2-0-0	0-0-0	2-0-0	12-5
<b>2020-21</b>	Did Not Play			
<b>2021-22</b>	1-0-0	1-1-0	2-1-0	11-10

## PITTSBURGH PENGUINS vs. OTTAWA SENATORS 2021-2022 REGULAR SEASON

### at PITTSBURGH PENGUINS

Date	Score	W Goal
20 Jan '22	OTT 4 @ PIT 6	Mike Matheson

### at OTTAWA SENATORS

Date	Score	W Goal
10 Feb '22	PIT 2 @ OTT 0	Jeff Carter
13 Nov '21	PIT 3 @ OTT 6	Tim Stützle

### Individual Scoring

PENGUINS									
Player	GP	G	A	P	+/-	PIM	PP	SH	
Mike Matheson	3	2	1	3	1	2	0	0	
Evan Rodrigues	3	2	1	3	1	0	0	0	
Jeff Carter	3	1	2	3	1	2	0	0	
Jake Guentzel	3	1	2	3	1	0	0	0	
Kasperii Kapanen	3	1	2	3	5	2	0	0	
Bryan Rust	3	1	2	3	1	2	0	0	
Kris Letang	3	0	3	3	2	4	0	0	
Sidney Crosby	2	1	1	2	1	0	1	0	
Dominik Simon	2	1	0	1	1	0	0	0	
Evgeni Malkin	1	1	0	1	0	0	0	0	
John Marino	3	0	1	1	-2	7	0	0	
Brock McGinn	3	0	1	1	1	0	0	0	
Teddy Blueger	2	0	1	1	-1	0	0	0	
Mark Friedman	1	0	1	1	0	0	0	0	
Brian Boyle	3	0	0	0	-1	5	0	0	
Danton Heinen	3	0	0	0	-2	0	0	0	
Zach Aston-Reese	2	0	0	0	-1	0	0	0	
Brian Dumoulin	2	0	0	0	2	0	0	0	
Marcus Pettersson	2	0	0	0	0	2	0	0	
Chad Ruhwedel	2	0	0	0	1	0	0	0	
Pierre-Olivier Joseph	1	0	0	0	-1	0	0	0	
Drew O'Connor	1	0	0	0	-1	0	0	0	
Juuso Riihola	1	0	0	0	1	2	0	0	
Radim Zohorna	1	0	0	0	0	0	0	0	
Jason Zucker	1	0	0	0	1	0	0	0	

Power Play: 1-10 10.0% / Penalty Killing: 5-7 71.4%

SENATORS									
Player	GP	G	A	P	+/-	PIM	PP	SH	
Drake Batherson	2	3	3	6	2	2	0	0	
Josh Norris	2	2	1	3	1	0	0	0	
Brady Tkachuk	3	0	3	3	-1	11	0	0	
Tim Stützle	3	2	0	2	-3	0	1	0	
Zach Sanford	3	1	1	2	0	2	0	0	
Michael Del Zotto	1	1	1	2	0	0	1	0	
Thomas Chabot	3	0	2	2	-2	0	0	0	
Parker Kelly	1	1	0	1	-1	0	0	0	
Chris Tierney	3	0	1	1	0	2	0	0	
Jacob Bernard-Docker	2	0	1	1	2	2	0	0	
Erik Brannstrom	2	0	1	1	-2	0	0	0	
Tyler Ennis	2	0	1	1	0	0	0	0	
Alex Formenton	2	0	1	1	-1	2	0	0	
Nick Holden	2	0	1	1	-1	0	0	0	
Logan Shaw	1	0	1	1	0	0	0	0	
Lassi Thomson	1	0	1	1	1	2	0	0	
Nicholas Paul	3	0	0	0	-2	0	0	0	
Artem Zub	3	0	0	0	-1	4	0	0	
Josh Brown	2	0	0	0	0	0	0	0	
Dylan Gambrell	2	0	0	0	-2	0	0	0	
Adam Gaudette	2	0	0	0	0	0	0	0	
Austin Watson	2	0	0	0	-1	7	0	0	
Clark Bishop	1	0	0	0	0	0	0	0	
Connor Brown	1	0	0	0	-1	0	0	0	
Dillon Heatherington	1	0	0	0	0	0	0	0	
Mark Kastelic	1	0	0	0	0	0	0	0	
Shane Pinto	1	0	0	0	0	0	0	0	
Egor Sokolov	1	0	0	0	0	0	0	0	
Nikita Zaitsev	1	0	0	0	-1	0	0	0	

Power Play: 2-7 28.6% / Penalty Killing: 9-10 90.0%

### Goaltending

PENGUINS									
Goalie	GP	Min	WLOT	GA	SA	SV	GAA	SV%	
Tristan Jarry	1	60	1-0-0	4	43	39	4.01	.907	
Casey DeSmith	2	117	1-1-0	5	49	44	2.57	.898	

SENATORS									
Goalie	GP	Min	WLOT	GA	SA	SV	GAA	SV%	
Filip Gustavsson	2	105	1-1-0	6	57	51	3.44	.895	
Matt Murray	1	59	0-1-0	1	43	42	1.02	.977	
Anton Forsberg	1	14	0-0-0	2	7	5	8.35	.714	

### Goals by Period

PENGUINS					
	1st	2nd	3rd	OT	Total
Goals	3	3	5	0	11

SENATORS					
	1st	2nd	3rd	OT	Total
Goals	1	4	5	0	10

### Shots by Period

PENGUINS					
	1st	2nd	3rd	OT	Total
Shots	31	39	39	0	109

SENATORS					
	1st	2nd	3rd	OT	Total
Shots	39	31	23	0	93

\* - Overtime \*\* - Shootout



# PHILADELPHIA FLYERS

## YEAR BY YEAR OVERALL TOTALS

**PIT 71-57-25**
**ROAD 40-96-15**
**TOTAL 111-153-40**
**GF/GA 935-1085**

## FLYERS VS. PENGUINS

**All-time scorer vs. Pittsburgh:** Bobby Clarke (76gp, 44-64-108)

**All-time Pittsburgh scorer vs.**

**Philadelphia:** Mario Lemieux (71gp, 51-73-124)

**Longest Philadelphia win streak vs. Pittsburgh:**

11, Dec. 12, 1982-Mar. 28, 1984

**Longest Pittsburgh win streak vs.**

**Philadelphia:** 8, Oct. 5, 2006-Mar. 4, 2007

**Longest Philadelphia undefeated streak vs. Pittsburgh:**

13, Oct. 28, 1982-Mar. 28, 1984 [12-0-1]

**Longest Pittsburgh undefeated streak vs. Philadelphia:**

14, Mar. 26, 1991-Jan. 30, 1993 (10-0-4)

**Last Philadelphia win at home:**

Apr. 24, 2022 (4-1) [0-0-0 since last win]

**Last Pittsburgh win at home:**

Feb. 15, 2022 (5-4) [0-0-0 since last win]

**Last Philadelphia win at Pittsburgh:**

Apr. 15, 2021 (2-1 SO) [0-2-0 since last win]

**Last Pittsburgh win at Philadelphia:**

Jan. 6, 2022 (6-2) [0-1-0 since last win]

**Most goals by Philadelphia vs.**

**Pittsburgh:** 13, Mar. 22, 1984 (Phi, 13-4)

**Most goals by Pittsburgh vs. Philadelphia:**

11, Nov. 16, 1993 (Pgh, 11-5)

**Most goals by both teams:**

17, Mar. 22, 1984 (Phi, 13-4)

**Last Philadelphia shutout vs.**

**Pittsburgh:** Jan. 21, 2020 (3-0) – Brian Elliott

**Last Pittsburgh shutout vs.**

**Philadelphia:** Oct. 5, 2006 (4-0) – Marc-Andre Fleury

**Last Philadelphia hat trick vs.**

**Pittsburgh:** Jan. 15, 2021 – Travis Konecny

**Last Pittsburgh hat trick vs.**

**Philadelphia:** Oct. 28, 2006 – Sidney Crosby

**Last Pittsburgh trade with**

**Philadelphia:** June 25, 2010 – Dan Hamhuis to Pittsburgh in exchange for a 2011 third-round draft pick

**Pittsburgh's Overtime/Shootout Record vs. Philadelphia:** 16-14-16

## YEAR BY YEAR

YEAR	PIT	ROAD	TOTAL	GF/GA
1967-68	2-0-3	2-3-0	4-3-3	20-12
1968-69	1-1-2	0-3-1	1-4-3	13-26
1969-70	3-0-1	2-1-1	5-1-2	27-21
1970-71	1-0-2	0-3-0	1-3-2	13-15
1971-72	3-0-0	0-2-1	3-2-1	17-20
1972-73	2-1-0	0-3-0	2-4-0	20-24
1973-74	1-1-0	1-2-0	2-3-0	15-22
1974-75	1-1-0	0-2-0	1-3-0	11-18
1975-76	0-1-1	0-2-0	0-3-1	13-22
1976-77	1-1-0	0-2-0	1-3-0	3-12
1977-78	0-2-0	0-1-1	0-3-1	7-26
1978-79	1-1-0	0-2-0	1-3-0	6-10
1979-80	0-2-0	0-1-1	0-3-1	9-15
1980-81	0-2-0	0-2-0	0-4-0	10-22
1981-82	2-1-1	0-4-0	2-5-1	30-38
1982-83	1-1-1	0-4-0	1-5-1	16-34
1983-84	0-4-0	0-3-0	0-7-0	21-46
1984-85	2-1-0	0-4-0	2-5-0	19-34
1985-86	0-3-1	0-3-0	0-6-1	16-29
1986-87	1-1-1	0-3-1	1-4-2	22-28
1987-88	2-2-0	0-3-0	2-5-0	24-23
1988-89	2-1-0	2-2-0	4-3-0	28-25
1989-90	2-2-0	1-2-0	3-4-0	24-29
1990-91	0-2-1	2-2-0	2-4-1	24-26
1991-92	3-0-1	2-0-1	5-0-2	36-19

YEAR	PIT	ROAD	TOTAL	GF/GA
1992-93	3-0-1	2-1-0	5-1-1	35-19
1993-94	1-0-1	1-1-0	2-1-1	21-13
1994-95	1-0-0	0-2-0	1-2-0	8-12
1995-96	2-0-0	0-2-0	2-2-0	20-18
1996-97	1-1-0	0-2-0	1-3-0	9-20
1997-98	2-0-0	0-2-0	2-2-0	14-14
1998-99	1-1-1	0-2-0	1-3-1	11-13
1999-00	0-0-2	0-3-0	0-3-2	12-20
2000-01	2-1-0	1-0-1	3-1-1	19-15
2001-02	1-0-1	0-2-1	1-2-2	12-15
2002-03	1-2-0	0-2-0	1-4-0	11-19
2003-04	0-1-2	1-1-1	1-2-3	14-18
2004-05		No Season		
2005-06	1-3-0	1-2-1	2-5-1	23-29
2006-07	4-0-0	4-0-0	8-0-0	40-21
2007-08	3-1-0	0-4-0	3-5-0	23-28
2008-09	2-1-0	2-1-0	4-2-0	20-21
2009-10	2-1-0	3-0-0	5-1-0	23-16
2010-11	0-3-0	2-1-0	2-4-0	14-16
2011-12	1-2-0	1-1-1	2-3-1	20-22
2012-13	1-1-0	2-0-0	3-1-0	15-12
2013-14	0-2-1	1-1-0	1-3-1	11-15
2014-15	0-2-0	0-1-1	0-3-1	7-16
2015-16	2-0-0	1-1-0	3-1-0	15-9
2016-17	1-1-0	1-1-0	2-2-0	11-16

YEAR	PIT	ROAD	TOTAL	GF/GA
2017-18	2-0-0	2-0-0	4-0-0	20-11
2018-19	0-1-1	1-0-1	1-1-2	10-11
2019-20	2-0-0	0-1-0	2-1-0	11-7
2020-21	2-1-1	1-3-0	3-4-1	27-31
2021-22	2-0-0	1-1-0	3-1-0	15-12

## PITTSBURGH PENGUINS vs. PHILADELPHIA FLYERS 2021-2022 REGULAR SEASON

### at PITTSBURGH PENGUINS

Date	Score	W Goal
15 Feb '22 *	PHI 4 @ PIT 5	Kris Letang
04 Nov '21 *	PHI 2 @ PIT 3	Kris Letang

### at PHILADELPHIA FLYERS

Date	Score	W Goal
24 Apr '22	PIT 1 @ PHI 4	Noah Cates
06 Jan '22	PIT 6 @ PHI 2	Jake Guentzel

### Individual Scoring

Player	PENGUINS								
	GP	G	A	P	+/-	PIM	PP	SH	
Kris Letang	4	2	4	6	3	0	0	0	
Jake Guentzel	4	4	1	5	1	8	1	0	
Sidney Crosby	3	2	3	5	0	0	1	0	
Bryan Rust	3	2	1	3	-2	0	1	0	
Brian Boyle	4	1	1	2	1	0	0	1	
Evan Rodrigues	4	1	1	2	1	0	0	0	
Danton Heinen	4	0	2	2	0	2	0	0	
John Marino	4	0	2	2	2	2	0	0	
Jeff Carter	3	0	2	2	0	0	0	0	
Evgeni Malkin	2	0	2	2	-1	2	0	0	
Brock McGinn	4	1	0	1	-1	2	0	0	
Chad Ruhwedel	3	1	0	1	-1	0	0	0	
Dominik Simon	3	1	0	1	1	0	0	0	
Mike Matheson	4	0	1	1	-1	4	0	0	
Zach Aston-Reese	3	0	1	1	3	0	0	0	
Brian Dumoulin	3	0	1	1	-1	0	0	0	
Kasperii Kapanen	3	0	1	1	1	0	0	0	
Marcus Pettersson	3	0	1	1	-1	2	0	0	
Teddy Blueger	3	0	0	0	0	2	0	0	
Jason Zucker	2	0	0	0	-2	0	0	0	
Kasper Bjorkqvist	1	0	0	0	0	2	0	0	
Mark Friedman	1	0	0	0	0	0	0	0	
Pierre-Olivier Joseph	1	0	0	0	1	2	0	0	
Drew O'Connor	1	0	0	0	0	0	0	0	
Rickard Rakell	1	0	0	0	0	0	0	0	
Juuso Riiikola	1	0	0	0	0	0	0	0	

Power Play: 3-9 33.3% / Penalty Killing: 11-13 84.6%

Player	FLYERS								
	GP	G	A	P	+/-	PIM	PP	SH	
Scott Laughton	4	2	2	4	5	4	0	0	
Travis Konecny	3	2	1	3	3	0	1	0	
Noah Cates	1	2	1	3	2	0	1	0	
Morgan Frost	3	1	2	3	0	2	0	0	
James van Riemsdyk	4	0	3	3	2	0	0	0	
Oskar Lindblom	4	1	1	2	2	0	0	0	
Cam Atkinson	3	1	1	2	-3	0	0	0	
Claude Giroux	2	1	1	2	-2	2	0	0	
Keith Yandle	4	0	2	2	-2	0	0	0	
Ivan Provorov	3	0	2	2	1	2	0	0	
Justin Braun	3	1	0	1	0	2	0	0	
Nick Seeler	2	1	0	1	1	0	0	0	
Zack MacEwen	4	0	1	1	0	0	0	0	
Joel Farabee	3	0	1	1	-5	0	0	0	
Kevin Hayes	2	0	1	1	-1	10	0	0	
Linus Hogberg	1	0	1	1	0	0	0	0	
Owen Tippett	1	0	1	1	2	0	0	0	
Travis Sanheim	3	0	0	0	2	0	0	0	
Derick Brassard	2	0	0	0	-1	0	0	0	
Connor Bunnaman	2	0	0	0	-2	2	0	0	
Kevin Connauton	2	0	0	0	-3	0	0	0	
Rasmus Ristolainen	2	0	0	0	-1	0	0	0	
Nate Thompson	2	0	0	0	-1	0	0	0	
Max Willman	2	0	0	0	-2	0	0	0	
Egor Zamula	2	0	0	0	0	0	0	0	
Ronnie Attard	1	0	0	0	1	2	0	0	
Nicolas Aube-Kubel	1	0	0	0	0	2	0	0	
Bobby Brink	1	0	0	0	0	0	0	0	
Patrick Brown	1	0	0	0	-1	0	0	0	
Jackson Cates	1	0	0	0	-1	0	0	0	
Sean Couturier	1	0	0	0	-1	0	0	0	
Isaac Ratcliffe	1	0	0	0	0	4	0	0	
Cam York	1	0	0	0	0	0	0	0	

Power Play: 2-13 15.4% / Penalty Killing: 6-9 66.7%

### Goaltending

Goalie	PENGUINS								
	GP	Min	WLOT	GA	SA	SV	GAA	SV%	
Tristan Jarry	2	122	2-0-0	4	58	54	1.97	.931	
Casey DeSmith	1	61	1-0-0	4	27	23	3.97	.852	
Louis Domingue	1	58	0-1-0	3	42	39	3.10	.929	

Goalie	FLYERS								
	GP	Min	WLOT	GA	SA	SV	GAA	SV%	
Martin Jones	1	60	1-0-0	1	38	37	1.00	.974	
Carter Hart	3	182	0-1-2	14	102	88	4.60	.863	

### Goals by Period

	PENGUINS				
	1st	2nd	3rd	OT	Total
Goals	6	1	6	2	15

	FLYERS				
	1st	2nd	3rd	OT	Total
Goals	2	6	4	0	12

### Shots by Period

	PENGUINS				
	1st	2nd	3rd	OT	Total
Shots	46	55	36	3	140

	FLYERS				
	1st	2nd	3rd	OT	Total
Shots	48	40	38	2	128



# ST. LOUIS BLUES

## YEAR BY YEAR OVERALL TOTALS

**PIT 36-24-15**
**ROAD 22-45-9**
**TOTAL 58-69-24**
**GF/GA 469-496**

## BLUES VS. PENGUINS

**All-time scorer vs. Pittsburgh:** Bernie Federko (41gp, 20-35-55)

**All-time Pittsburgh scorer vs. St. Louis:** Mario Lemieux (26gp, 25-33-58)

**Longest St. Louis win streak vs. Pittsburgh:** 5, Dec. 5, 1981-Oct. 4, 1983; Jan. 2, 1973-Dec. 28, 1973

**Longest Pittsburgh win streak vs. St. Louis:** 4, Jan. 26, 1998-Jan. 19, 2000; Feb. 3, 1972-Nov. 22, 1972

**Longest St. Louis undefeated streak vs. Pittsburgh:** 8, Dec. 5, 1981-Nov. 8, 1984 (7-0-1)

**Longest Pittsburgh undefeated streak vs. St. Louis:** 5, Nov. 1, 2008-Jan. 24, 2012 (3-0-2)

**Last St. Louis win at home:** Nov. 30, 2019 (5-2) [0-1-0 since last win]

**Last Pittsburgh win at home:** Jan. 5, 2022 (5-3) [0-0-0 since last win]

**Last St. Louis win at Pittsburgh:** Mar. 16, 2019 (5-1) [0-2-0 since last win]

**Last Pittsburgh win at St. Louis:** Mar. 17, 2022 (3-2 SO) [0-0-0 since last win]

**Most goals by St. Louis vs. Pittsburgh:** 9, Oct. 18, 1989 (S, 9-3); Jan. 31, 1968 (S, 9-4)

**Most goals by Pittsburgh vs. St. Louis:** 10, Nov. 22, 1972 (P, 10-4)

**Most goals by both teams:** 14, Nov. 22, 1972 (P, 10-4)

**Last St. Louis shutout vs. Pittsburgh:** Jan. 24, 2017 (3-0) – Carter Hutton

**Last Pittsburgh shutout vs. St. Louis:** Dec. 4, 2019 (3-0) – Tristan Jarry

**Last St. Louis hat trick vs. Pittsburgh:** Oct. 18, 1989 – Brett Hull

**Last Pittsburgh hat trick vs. St. Louis:** Dec. 19, 1996 – Mario Lemieux

**Last Pittsburgh trade with St. Louis:** June 23, 2017 – Ryan Reaves and a 2017 second-round draft pick to Pittsburgh in exchange for Oskar Sundqvist and a 2017 first-round draft pick

**Pittsburgh's Overtime/Shootout Record vs. St. Louis:** 4-6-6

## YEAR BY YEAR

YEAR	PIT	ROAD	TOTAL	GF/GA	YEAR	PIT	ROAD	TOTAL	GF/GA	YEAR	PIT	ROAD	TOTAL	GF/GA
1967-68	2-3-0	2-3-0	4-6-0	25-33	1992-93	1-0-0	0-1-0	1-1-0	12-10	2017-18	0-0-1	1-0-0	1-0-1	8-6
1968-69	2-2-0	1-2-1	3-4-1	15-16	1993-94	0-0-1	0-0-1	0-0-2	6-6	2018-19	0-1-0	1-0-0	1-1-0	7-6
1969-70	1-1-2	0-4-0	1-5-2	11-28	1994-95	Did Not Play				2019-20	1-0-0	0-1-0	1-1-0	5-5
1970-71	0-1-2	0-2-1	0-3-3	13-16	1995-96	1-0-0	0-1-0	1-1-0	10-7	2020-21	Did Not Play			
1971-72	1-2-0	2-1-0	3-3-0	17-13	1996-97	1-0-0	1-0-0	2-0-0	8-2	2021-22	1-0-0	1-0-0	2-0-0	7-5
1972-73	2-0-0	1-2-0	3-2-0	25-20	1997-98	1-0-0	0-1-0	1-1-0	5-6					
1973-74	1-1-1	1-2-0	2-3-1	19-19	1998-99	1-0-0	1-0-0	2-0-0	6-4					
1974-75	1-0-1	0-1-1	1-1-2	11-13	1999-00	1-0-0	0-0-0	1-0-0	3-1					
1975-76	1-1-0	1-1-0	2-2-0	17-14	2000-01	1-0-0	0-1-0	1-1-0	8-7					
1976-77	2-0-0	1-1-0	3-1-0	17-13	2001-02	0-1-0	0-0-1	0-1-1	2-6					
1977-78	1-0-1	1-1-0	2-1-1	13-11	2002-03	1-0-0	0-0-0	1-0-0	2-1					
1978-79	1-0-1	1-1-0	2-1-1	16-16	2003-04	0-0-0	0-0-1	0-0-1	2-3					
1979-80	1-1-0	0-1-1	1-2-1	12-14	2004-05	No Season								
1980-81	2-0-0	0-2-0	2-2-0	19-19	2005-06	0-0-0	0-1-0	0-1-0	0-3					
1981-82	1-0-0	0-2-0	1-2-0	9-10	2006-07	0-1-0	0-0-0	0-1-0	1-4					
1982-83	0-2-0	0-1-0	0-3-0	11-16	2007-08	Did Not Play								
1983-84	0-0-1	0-2-0	0-2-1	7-11	2008-09	0-0-0	1-0-0	1-0-0	6-3					
1984-85	1-1-0	0-1-0	1-2-0	10-15	2009-10	1-0-0	0-0-0	1-0-0	5-1					
1985-86	0-1-0	2-0-0	2-1-0	16-11	2010-11	0-0-0	0-0-1	0-0-1	0-1					
1986-87	1-0-1	0-0-1	1-0-2	13-12	2011-12	0-0-1	1-0-0	1-0-1	4-5					
1987-88	0-1-0	0-2-0	0-3-0	10-22	2012-13	Did Not Play								
1988-89	1-0-1	0-1-0	1-1-1	15-9	2013-14	0-1-0	0-1-0	0-2-0	1-3					
1989-90	0-1-0	0-2-0	0-3-0	10-16	2014-15	0-0-1	1-0-0	1-0-1	6-5					
1990-91	1-1-0	0-1-0	1-2-0	9-10	2015-16	1-0-0	0-1-0	1-1-0	6-8					
1991-92	1-0-0	0-1-0	1-1-0	5-7	2016-17	0-1-0	1-0-0	1-1-0	4-4					



## PITTSBURGH PENGUINS vs. ST. LOUIS BLUES 2021-2022 REGULAR SEASON

### at PITTSBURGH PENGUINS

Date	Score	W Goal
05 Jan '22	STL 3 @ PIT 5	Evan Rodrigues

### at ST. LOUIS BLUES

Date	Score	W Goal
17 Mar '22 **	PIT 3 @ STL 2	Bryan Rust

### Individual Scoring

PENGUINS										BLUES									
Player	GP	G	A	P	+/-	PIM	PP	SH		Player	GP	G	A	P	+/-	PIM	PP	SH	
Bryan Rust	2	2	1	3	1	2	1	0		Ivan Barbashev	2	1	1	2	-1	2	0	0	
Sidney Crosby	2	1	1	2	1	2	0	0		Colton Parayko	2	1	1	2	1	0	0	0	
Evan Rodrigues	2	1	1	2	-2	0	1	0		Brayden Schenn	2	1	1	2	1	0	1	0	
Jake Guentzel	2	0	2	2	0	0	0	0		Jordan Kyrou	2	1	0	1	1	0	0	0	
Kris Letang	2	0	2	2	1	2	0	0		David Perron	2	1	0	1	0	4	0	0	
John Marino	2	0	2	2	0	0	0	0		Justin Faulk	2	0	1	1	0	0	0	0	
Mike Matheson	2	1	0	1	-1	0	0	0		Torey Krug	2	0	1	1	-1	2	0	0	
Chad Ruhwedel	2	1	0	1	0	2	0	0		Brandon Saad	2	0	1	1	0	0	0	0	
Brock McGinn	1	1	0	1	1	0	0	0		Vladimir Tarasenko	2	0	1	1	1	10	0	0	
Teddy Blueger	2	0	1	1	0	0	0	0		Scott Perunovich	1	0	1	1	2	0	0	0	
Kasperii Kapanen	2	0	1	1	0	0	0	0		Logan Brown	2	0	0	0	0	0	0	0	
Marcus Pettersson	2	0	1	1	1	0	0	0		Pavel Buchnevich	2	0	0	0	-2	4	0	0	
Radim Zohorna	1	0	1	1	2	0	0	0		Niko Mikkola	2	0	0	0	-4	4	0	0	
Brian Boyle	2	0	0	0	0	0	0	0		Ryan O'Reilly	2	0	0	0	-1	0	0	0	
Brian Dumoulin	2	0	0	0	1	0	0	0		Marco Scandella	2	0	0	0	2	2	0	0	
Danton Heinen	2	0	0	0	-1	0	0	0		Oskar Sundqvist	2	0	0	0	-1	0	0	0	
Dominik Simon	2	0	0	0	0	0	0	0		Robert Bortuzzo	1	0	0	0	-2	0	0	0	
Zach Aston-Reese	1	0	0	0	1	0	0	0		Tyler Bozak	1	0	0	0	-1	2	0	0	
Kasper Bjorkqvist	1	0	0	0	0	0	0	0		Mackenzie MacEachern	1	0	0	0	0	0	0	0	
Jeff Carter	1	0	0	0	2	2	0	0		Robert Thomas	1	0	0	0	0	0	0	0	
Evgeni Malkin	1	0	0	0	-1	2	0	0		Alexei Toropchenko	1	0	0	0	-1	0	0	0	

Power Play: 2-9 22.2% / Penalty Killing: 5-6 83.3%

Power Play: 1-6 16.7% / Penalty Killing: 7-9 77.8%

### Goaltending

PENGUINS										BLUES									
Goalie	GP	Min	WLOT	GA	SA	SV	GAA	SV%		Goalie	GP	Min	WLOT	GA	SA	SV	GAA	SV%	
Tristan Jarry	2	91	2-0-0	2	38	36	1.32	.947		Ville Husso	1	65	0-0-1	2	45	43	1.85	.956	
Casey DeSmith	1	34	0-0-0	3	16	13	5.32	.812		Jordan Binnington	1	59	0-1-0	5	41	36	5.11	.878	

### Goals by Period

PENGUINS						BLUES					
	1st	2nd	3rd	OT	Total		1st	2nd	3rd	OT	Total
Goals	1	3	3	0	7	Goals	0	4	1	0	5

### Shots by Period

PENGUINS						BLUES					
	1st	2nd	3rd	OT	Total		1st	2nd	3rd	OT	Total
Shots	23	28	31	4	86	Shots	15	21	14	4	54

\* - Overtime \*\* - Shootout



# SAN JOSE SHARKS

## YEAR BY YEAR OVERALL TOTALS

**PIT** 10-6-4

**ROAD** 9-12-4

**TOTAL** 19-18-8

**GF/GA** 150-126

## SHARKS VS. PENGUINS

**All-time scorer vs. Pittsburgh:** Patrick Marleau (27gp, 11-9-20)

**All-time Pittsburgh scorer vs. San Jose:** Mario Lemieux (14gp, 17-32-49)

**Longest San Jose win streak vs. Pittsburgh:** 5, Dec. 12, 2002-Oct. 28, 2008

**Longest Pittsburgh win streak vs. San Jose:** 5, Dec. 5, 1991-Mar. 23, 1993

**Longest San Jose undefeated streak vs. Pittsburgh:** 7, April 1, 1998-Jan. 30, 2002 (6-0-1)

**Longest Pittsburgh undefeated streak vs. San Jose:** 8, Dec. 5, 1991-Nov. 10, 1995 (6-0-2)

**Last San Jose win at home:** Feb. 29, 2020 (5-0) [0-1-0 since last win]

**Last Pittsburgh win at home:** Jan. 2, 2022 (8-5) [0-0-0 since last win]

**Last San Jose win at Pittsburgh:** Jan. 2, 2020 (3-2 OT) [0-1-0 since last win]

**Last Pittsburgh win at San Jose:** Jan. 15, 2022 (2-1) [0-0-0 since last win]

**Most goals by San Jose vs. Pittsburgh:** 10, Jan. 13, 1996 (S, 10-8)

**Most goals by Pittsburgh vs. San Jose:** 10, Dec. 17, 1991 (P, 10-2)

**Most goals by both teams:** 18, Jan. 13, 1996 (S, 10-8)

**Last San Jose shutout vs. Pittsburgh:** Feb. 29, 2020 (5-0) – Martin Jones

**Last Pittsburgh shutout vs. San Jose:** Nov. 5, 2016 (5-0) – Matt Murray

**Last San Jose hat trick vs. Pittsburgh:** Jan. 15, 2019 – Tomas Hertl

**Last Pittsburgh hat trick vs. San Jose:** Jan. 2, 2022 – Evan Rodrigues and Bryan Rust

**Last Pittsburgh trade with San Jose:** Feb. 24, 2020 – Patrick Marleau to Pittsburgh in exchange for a conditional 2020 third-round draft pick

**Pittsburgh's Overtime/Shootout Record vs. San Jose:** 3-2-6

## YEAR BY YEAR

YEAR	PIT	ROAD	TOTAL	GF/GA
1991-92	1-0-0	2-0-0	3-0-0	25-5
1992-93	1-0-0	1-0-0	2-0-0	16-6
1993-94	0-0-1	0-0-1	0-0-2	5-5
1994-95	Did Not Play			
1995-96	0-1-0	1-0-0	1-1-0	17-11
1996-97	1-0-0	1-0-0	2-0-0	7-1
1997-98	0-1-0	1-0-0	1-1-0	7-5
1998-99	0-0-0	0-1-0	0-1-0	2-3
1999-00	0-1-0	0-0-1	0-1-1	3-6
2000-01	0-0-0	0-1-0	0-1-0	2-3
2001-02	0-1-0	0-1-0	0-2-0	3-11
2002-03	1-0-0	0-1-0	1-1-0	6-6
2003-04	0-0-0	0-1-0	0-1-0	2-4
2004-05	No Season			
2005-06	Did Not Play			
2006-07	0-0-0	0-1-0	0-1-0	2-3
2007-08	0-0-1	0-0-0	0-0-1	1-1
2008-09	1-0-0	0-1-0	1-1-0	2-3
2009-10	0-0-0	0-1-0	0-1-0	0-5
2010-11	0-0-1	0-0-0	0-0-1	2-3
2011-12	0-0-0	0-0-1	0-0-1	3-3
2012-13	Did Not Play			
2013-14	1-0-0	0-1-0	1-1-0	8-6
2014-15	1-0-0	0-0-1	1-0-1	3-3
2015-16	0-1-0	1-0-0	1-1-0	6-4

YEAR	PIT	ROAD	TOTAL	GF/GA
2016-17	1-0-0	1-0-0	2-0-0	8-2
2017-18	1-0-0	0-1-0	1-1-0	6-4
2018-19	0-1-0	0-1-0	0-2-0	2-9
2019-20	0-0-1	0-1-0	0-1-1	2-8
2020-21	Did Not Play			
2021-22	1-0-0	1-0-0	2-0-0	10-6

## PITTSBURGH PENGUINS vs. SAN JOSE SHARKS 2021-2022 REGULAR SEASON

**at PITTSBURGH PENGUINS**

Date	Score	W Goal
02 Jan '22	SJS 5 @ PIT 8	Bryan Rust

**at SAN JOSE SHARKS**

Date	Score	W Goal
15 Jan '22 *	PIT 2 @ SJS 1	Jake Guentzel

**Individual Scoring**

PENGUINS										SHARKS									
Player	GP	G	A	P	+/-	PIM	PP	SH		Player	GP	G	A	P	+/-	PIM	PP	SH	
Bryan Rust	1	3	2	5	3	0	0	0		Timo Meier	2	0	4	4	0	0	0	0	
Jake Guentzel	2	2	2	4	4	4	0	0		Jacob Middleton	1	1	1	2	1	0	0	0	
Kris Letang	2	1	3	4	2	0	0	0		Erik Karlsson	2	0	2	2	2	0	0	0	
Evan Rodrigues	2	3	0	3	1	0	1	0		Brent Burns	2	1	0	1	-4	0	1	0	
Sidney Crosby	2	0	3	3	4	0	0	0		Logan Couture	2	1	0	1	-1	2	0	0	
Marcus Pettersson	2	0	2	2	0	4	0	0		Matt Nieto	2	1	0	1	-3	2	0	0	
Danton Heinen	1	0	2	2	0	0	0	0		Rudolfs Balcers	1	1	0	1	1	2	0	0	
Kasper Bjorkqvist	1	1	0	1	1	0	0	0		Alexander Barabanov	1	1	0	1	-2	0	0	0	
Brian Dumoulin	2	0	1	1	1	0	0	0		Nick Bonino	2	0	1	1	-1	0	0	0	
John Marino	2	0	1	1	1	0	0	0		Andrew Cogliano	2	0	1	1	-2	0	0	0	
Dominik Simon	2	0	1	1	0	4	0	0		Noah Gregor	2	0	1	1	-3	0	0	0	
Radim Zohorna	2	0	1	1	1	0	0	0		Marc-Edouard Vlasic	2	0	1	1	-3	0	0	0	
Teddy Blueger	1	0	1	1	1	0	0	0		Jonathan Dahlen	2	0	0	0	-3	0	0	0	
Sam Lafferty	1	0	1	1	1	0	0	0		Tomas Hertl	2	0	0	0	1	0	0	0	
Mike Matheson	2	0	0	0	2	0	0	0		Jeffrey Viel	2	0	0	0	0	0	0	0	
Brock McGinn	2	0	0	0	-1	0	0	0		Mario Ferraro	1	0	0	0	-1	0	0	0	
Drew O'Connor	2	0	0	0	-1	0	0	0		Jonah Gadjovich	1	0	0	0	0	0	0	0	
Chad Ruhwedel	2	0	0	0	1	0	0	0		Jaycob Megna	1	0	0	0	1	0	0	0	
Zach Aston-Reese	1	0	0	0	-1	0	0	0		Nicolas Meloche	1	0	0	0	-2	0	0	0	
Brian Boyle	1	0	0	0	0	0	0	0		Ryan Merkley	1	0	0	0	0	0	0	0	
Jeff Carter	1	0	0	0	0	0	0	0		Lane Pederson	1	0	0	0	0	0	0	0	
Kasperii Kapanen	1	0	0	0	-1	0	0	0		Adam Raska	1	0	0	0	0	0	0	0	
Evgeni Malkin	1	0	0	0	-1	0	0	0		Radim Simek	1	0	0	0	0	2	0	0	
										Jasper Weatherby	1	0	0	0	0	0	0	0	

Power Play: 1-4 25.0% / Penalty Killing: 5-6 83.3%

Power Play: 1-6 16.7% / Penalty Killing: 3-4 75.0%

**Goaltending**

PENGUINS										SHARKS									
Goalie	GP	Min	WLOT	GA	SA	SV	GAA	SV%		Goalie	GP	Min	WLOT	GA	SA	SV	GAA	SV%	
Louis Domingue	1	61	1-0-0	1	41	40	0.99	.976		Adin Hill	1	61	0-0-1	2	27	25	1.98	.926	
Casey DeSmith	1	60	1-0-0	5	27	22	5.03	.815		Zach Sawchenko	1	39	0-0-0	1	21	20	1.56	.952	
										James Reimer	1	20	0-1-0	6	17	11	18.00	.647	

**Goals by Period**

PENGUINS						SHARKS					
	1st	2nd	3rd	OT	Total		1st	2nd	3rd	OT	Total
Goals	7	0	2	1	10	Goals	2	1	3	0	6

**Shots by Period**

PENGUINS						SHARKS					
	1st	2nd	3rd	OT	Total		1st	2nd	3rd	OT	Total
Shots	21	16	28	1	66	Shots	21	24	23	0	68

\* - Overtime \*\* - Shootout



# SEATTLE KRAKEN

## YEAR BY YEAR OVERALL TOTALS

**PIT 0-0-1**
**ROAD 1-0-0**
**TOTAL 1-0-1**
**GF/GA 7-3**

## KRAKEN VS. PENGUINS

**All-time scorer vs. Pittsburgh:** Alex Wennberg [2gp, 0-2-2]

**All-time Pittsburgh scorer vs. Seattle:** Jake Guentzel [2gp, 2-1-3] / Danton Heinen [2gp, 1-2-3]

**Longest Seattle win streak vs. Pittsburgh:** N/A

**Longest Pittsburgh win streak vs. Seattle:** N/A

**Longest Seattle undefeated streak vs. Pittsburgh:** N/A

**Longest Pittsburgh undefeated streak vs. Seattle:** 2, Dec. 6, 2021-Jan. 27, 2022 [1-0-1]

**Seattle win at home:** N/A

**Last Pittsburgh win at home:** N/A

**Last Seattle win at Pittsburgh:** Jan. 27, 2022 [2-1] [0-0-0 since last win]

**Last Pittsburgh win at Seattle:** Dec. 6, 2021 [6-1] [0-0-0 since last win]

**Most goals by Seattle vs. Pittsburgh:** 2, Jan. 27, 2022 [S, 2-1]

**Most goals by Pittsburgh vs. Seattle:** 6, Dec. 6, 2021 [P, 6-1]

**Most goals by both teams:** 7, Dec. 6, 2021 [P, 6-1]

**Seattle shutout vs. Pittsburgh:** None

**Last Pittsburgh shutout vs. Seattle:** None

**Seattle hat trick vs. Pittsburgh:** None

**Last Pittsburgh hat trick vs. Seattle:** None

**Last Pittsburgh trade with Seattle:** None

**Pittsburgh's Overtime/Shootout Record vs. Seattle:** 0-1-0

## YEAR BY YEAR

YEAR	PIT	ROAD	TOTAL	GF/GA
<b>2021-22</b>	0-0-1	1-0-0	1-0-1	7-3

## PITTSBURGH PENGUINS vs. SEATTLE KRACEN 2021-2022 REGULAR SEASON

### at PITTSBURGH PENGUINS

### at SEATTLE KRACEN

Date	Score	W Goal
27 Jan '22 *	SEA 2 @ PIT 1	Adam Larsson

Date	Score	W Goal
06 Dec '21	PIT 6 @ SEA 1	Sidney Crosby

### Individual Scoring

Player	PENGUINS								
	GP	G	A	P	+/-	PIM	PP	SH	
Jake Guentzel	2	2	1	3	3	0	0	0	
Danton Heinen	2	1	2	3	3	0	0	0	
Jeff Carter	2	2	0	2	2	0	0	0	
Sidney Crosby	2	1	1	2	3	0	0	0	
Brian Dumoulin	2	0	2	2	4	0	0	0	
Kris Letang	2	0	2	2	4	0	0	0	
Evan Rodrigues	2	0	2	2	2	0	0	0	
Evgeni Malkin	1	1	0	1	-1	0	1	0	
John Marino	2	0	1	1	-2	0	0	0	
Marcus Pettersson	2	0	1	1	-1	0	0	0	
Bryan Rust	1	0	1	1	-1	0	0	0	
Jason Zucker	1	0	1	1	3	0	0	0	
Zach Aston-Reese	2	0	0	0	-1	2	0	0	
Kasperii Kapanen	2	0	0	0	0	0	0	0	
Mike Matheson	2	0	0	0	1	2	0	0	
Brock McGinn	2	0	0	0	-1	0	0	0	
Chad Ruhwedel	2	0	0	0	1	0	0	0	
Dominik Simon	2	0	0	0	-1	2	0	0	
Teddy Blueger	1	0	0	0	0	0	0	0	
Brian Boyle	1	0	0	0	0	0	0	0	
Drew O'Connor	1	0	0	0	-1	0	0	0	

Power Play: 1-2 50.0% / Penalty Killing: 3-3 100.0%

Player	KRAKEN								
	GP	G	A	P	+/-	PIM	PP	SH	
Alex Wennberg	2	0	2	2	1	0	0	0	
Jordan Eberle	2	1	0	1	0	0	0	0	
Adam Larsson	2	1	0	1	0	0	0	0	
Jared McCann	2	1	0	1	0	0	0	0	
Vince Dunn	2	0	1	1	1	0	0	0	
Marcus Johansson	2	0	1	1	0	2	0	0	
Calle Jarnkrok	1	0	1	1	1	0	0	0	
Jaden Schwartz	1	0	1	1	-1	0	0	0	
Mason Appleton	2	0	0	0	-1	0	0	0	
Will Borgen	2	0	0	0	-2	0	0	0	
Ryan Donato	2	0	0	0	-2	0	0	0	
Joonas Donskoi	2	0	0	0	-2	0	0	0	
Yanni Gourde	2	0	0	0	-2	0	0	0	
Jeremy Lauzon	2	0	0	0	-3	0	0	0	
Riley Sheahan	2	0	0	0	-2	0	0	0	
Colin Blackwell	1	0	0	0	0	0	0	0	
Haydn Fleury	1	0	0	0	0	0	0	0	
Morgan Geekie	1	0	0	0	-1	0	0	0	
Mark Giordano	1	0	0	0	1	0	0	0	
Karson Kuhlman	1	0	0	0	0	2	0	0	
Jamie Oleksiak	1	0	0	0	-2	0	0	0	
Carson Soucy	1	0	0	0	-2	0	0	0	
Brandon Tanev	1	0	0	0	-1	0	0	0	

Power Play: 0-3 0.0% / Penalty Killing: 1-2 50.0%

### Goaltending

Goalie	PENGUINS							
	GP	Min	WLOT	GA	SA	SV	GAA	SV%
Casey DeSmith	1	60	1-0-0	1	29	28	1.00	.966
Tristan Jarry	1	61	0-0-1	2	29	27	1.96	.931

Goalie	KRAKEN							
	GP	Min	WLOT	GA	SA	SV	GAA	SV%
Philipp Grubauer	2	66	1-1-0	4	28	24	3.61	.857
Joey Daccord	1	55	0-0-0	3	27	24	3.28	.889

### Goals by Period

	PENGUINS				
	1st	2nd	3rd	OT	Total
Goals	3	2	2	0	7

	KRAKEN				
	1st	2nd	3rd	OT	Total
Goals	0	1	1	1	3

### Shots by Period

	PENGUINS				
	1st	2nd	3rd	OT	Total
Shots	19	22	14	0	55

	KRAKEN				
	1st	2nd	3rd	OT	Total
Shots	17	11	28	2	58

\* - Overtime \*\* - Shootout



# TAMPA BAY LIGHTNING

## YEAR BY YEAR OVERALL TOTALS

**PIT** 31-12-7

**ROAD** 21-26-4

**TOTAL** 52-38-11

**GF/GA** 332-291

## LIGHTNING VS. PENGUINS

**All-time scorer vs. Pittsburgh:** Vincent Lecavalier (52gp, 27-18-45) / Martin St. Louis (49gp, 15-30-45)

**All-time Pittsburgh scorer vs. Tampa Bay:** Evgeni Malkin (41gp, 26-31-57)

**Longest Tampa Bay win streak vs. Pittsburgh:** 12, Nov. 8, 2003-Feb. 27, 2007

**Longest Pittsburgh win streak vs. Tampa Bay:** 10, Jan. 15, 2012-Dec. 15, 2014

**Longest Tampa Bay undefeated streak vs. Pittsburgh:** 12, Nov. 8, 2003-Feb. 27, 2007 (12-0-0)

**Longest Pittsburgh undefeated streak vs. Tampa Bay:** 10, Jan. 15, 2012-Dec. 15, 2014 (10-0-0)

**Last Tampa Bay win at home:** Feb. 6, 2020 (4-2) (0-2-0 since last win)

**Last Pittsburgh win at home:** Jan. 30, 2019 (4-2) (0-2-0 since last win)

**Last Tampa Bay win at Pittsburgh:** Oct. 26, 2021 (5-1) (0-0-0 since last win)

**Last Pittsburgh win at Tampa Bay:** Mar. 3, 2022 (5-1) (0-0-0 since last win)

**Most goals by Tampa Bay vs. Pittsburgh:** 9, Nov. 8, 2003 (T, 9-0)

**Most goals by Pittsburgh vs. Tampa Bay:** 10, Nov. 1, 1995 (P, 10-0)

**Most goals by both teams:** 11, Nov. 6, 1999 (T, 7-4); Dec. 21, 1993 (P, 8-3)

**Last Tampa Bay shutout vs. Pittsburgh:** Mar. 31, 2010 (2-0) – Mike Smith

**Last Pittsburgh shutout vs. Tampa Bay:** Nov. 29, 2013 (3-0) – Marc-Andre Fleury

**Last Tampa Bay hat trick vs. Pittsburgh:** Nov. 15, 2018 – Brayden Point

**Last Pittsburgh hat trick vs. Tampa Bay:** Oct. 12, 2013 – Sidney Crosby

**Last Pittsburgh trade with Tampa Bay:** Mar. 1, 2017 – Mark Streit to Pittsburgh in exchange for a 2018 fourth-round draft pick

**Pittsburgh's Overtime/Shootout Record vs. Tampa Bay:** 4-5-7

## YEAR BY YEAR

YEAR	PIT	ROAD	TOTAL	GF/GA
1992-93	0-0-1	1-0-0	1-0-1	8-7
1993-94	2-0-0	1-1-0	3-1-0	18-10
1994-95	1-1-0	1-0-0	2-1-0	13-10
1995-96	2-0-0	1-1-0	3-1-0	18-9
1996-97	1-1-0	0-1-1	1-2-1	18-16
1997-98	1-0-1	2-0-0	3-0-1	14-4
1998-99	2-0-0	2-1-0	4-1-0	15-10
1999-00	1-1-0	0-2-0	1-3-0	10-14
2000-01	2-0-0	0-1-1	2-1-1	9-10
2001-02	2-0-0	0-1-1	2-1-1	11-9
2002-03	1-0-1	1-1-0	2-1-1	12-12
2003-04	0-2-0	0-2-0	0-4-0	4-23
2004-05	No Season			
2005-06	0-1-1	0-2-0	0-3-1	6-12
2006-07	0-0-2	0-2-0	0-2-2	8-14
2007-08	1-1-0	2-0-0	3-1-0	10-6
2008-09	1-1-0	2-0-0	3-1-0	13-10
2009-10	1-1-0	1-1-0	2-2-0	7-7
2010-11	2-0-0	0-2-0	2-2-0	17-9
2011-12	2-0-0	1-1-0	3-1-0	19-10
2012-13	2-0-0	1-0-0	3-0-0	15-9
2013-14	1-0-0	2-0-0	3-0-0	12-7
2014-15	2-0-0	0-1-0	2-1-0	13-9
2015-16	0-1-0	0-1-1	0-2-1	9-15
2016-17	2-0-0	1-0-0	3-0-0	15-7

YEAR	PIT	ROAD	TOTAL	GF/GA
2017-18	1-0-0	0-2-0	1-2-0	10-14
2018-19	1-1-0	0-1-0	1-2-0	11-11
2019-20	0-0-1	0-2-0	0-2-1	5-9
2020-21	Did Not Play			
2021-22	0-1-0	2-0-0	2-1-0	12-8

## PITTSBURGH PENGUINS vs. TAMPA BAY LIGHTNING 2021-2022 REGULAR SEASON

### at PITTSBURGH PENGUINS

Date	Score	W Goal
26 Oct '21	TBL 5 @ PIT 1	Ondrej Palat

### at TAMPA BAY LIGHTNING

Date	Score	W Goal
03 Mar '22	PIT 5 @ TBL 1	Sidney Crosby
12 Oct '21	PIT 6 @ TBL 2	Dominik Simon

### Individual Scoring

PENGUINS										LIGHTNING									
Player	GP	G	A	P	+/-	PIM	PP	SH		Player	GP	G	A	P	+/-	PIM	PP	SH	
Danton Heinen	3	2	1	3	1	2	0	0		Alex Killorn	3	2	1	3	1	0	0	0	
Jake Guentzel	2	1	2	3	-2	2	0	0		Steven Stamkos	3	0	3	3	-2	0	0	0	
Evgeni Malkin	1	1	2	3	2	0	0	0		Pierre-Edouard Bellemare	3	1	1	2	1	0	0	0	
Kris Letang	2	0	3	3	2	5	0	0		Anthony Cirelli	3	1	1	2	1	12	0	0	
Brock McGinn	3	1	1	2	2	2	0	0		Ryan McDonagh	3	1	1	2	-1	4	0	0	
Evan Rodrigues	3	1	1	2	0	0	0	0		Ondrej Palat	3	1	1	2	0	0	0	0	
Sidney Crosby	1	1	1	2	0	0	1	0		Mikhail Sergachev	3	1	1	2	-2	2	0	0	
Brian Boyle	3	1	0	1	0	0	0	0		Brayden Point	3	1	0	1	-2	5	0	0	
Dominik Simon	3	1	0	1	2	10	0	0		Victor Hedman	3	0	1	1	0	2	0	0	
Teddy Blueger	2	1	0	1	1	0	0	0		Mathieu Joseph	3	0	1	1	0	0	0	0	
Bryan Rust	2	1	0	1	1	2	0	0		Pat Maroon	3	0	1	1	0	0	0	0	
Jason Zucker	2	1	0	1	-4	0	1	0		Alex Barré-Boulet	1	0	1	1	1	2	0	0	
Kasperii Kapanen	3	0	1	1	0	0	0	0		Erik Cernak	3	0	0	0	-1	2	0	0	
John Marino	3	0	1	1	-1	0	0	0		Ross Colton	3	0	0	0	0	0	0	0	
Jeff Carter	2	0	1	1	2	0	0	0		Corey Perry	3	0	0	0	-2	9	0	0	
Sam Lafferty	2	0	1	1	1	7	0	0		Taylor Raddysh	3	0	0	0	-2	0	0	0	
Drew O'Connor	2	0	1	1	-1	0	0	0		Jan Rutta	3	0	0	0	0	0	0	0	
Brian Dumoulin	3	0	0	0	0	0	0	0		Nikita Kucherov	2	0	0	0	-3	0	0	0	
Mark Friedman	3	0	0	0	1	2	0	0		Andrej Sustr	2	0	0	0	1	0	0	0	
Marcus Pettersson	3	0	0	0	2	2	0	0		Zach Bogosian	1	0	0	0	-2	0	0	0	
Chad Ruhwedel	3	0	0	0	2	0	0	0		Power Play: 0-4 0.0% / Penalty Killing: 6-8 75.0%									
Zach Aston-Reese	2	0	0	0	-1	0	0	0											
Mike Matheson	1	0	0	0	-2	0	0	0											

Power Play: 2-8 25.0% / Penalty Killing: 4-4 100.0%

### Goaltending

PENGUINS										LIGHTNING									
Goalie	GP	Min	WLOT	GA	SA	SV	GAA	SV%		Goalie	GP	Min	WLOT	GA	SA	SV	GAA	SV%	
Tristan Jarry	3	178	2-1-0	6	78	72	2.02	.923		Andrei Vasilevskiy	3	177	1-2-0	8	100	92	2.72	.920	

### Goals by Period

PENGUINS						LIGHTNING					
	1st	2nd	3rd	OT	Total		1st	2nd	3rd	OT	Total
Goals	2	3	7	0	12	Goals	0	4	4	0	8

### Shots by Period

PENGUINS						LIGHTNING					
	1st	2nd	3rd	OT	Total		1st	2nd	3rd	OT	Total
Shots	41	35	28	0	104	Shots	25	25	30	0	80

\* - Overtime \*\* - Shootout



# TORONTO MAPLE LEAFS

## YEAR BY YEAR OVERALL TOTALS

**PIT** 53-35-8

**ROAD** 36-43-16

**TOTAL** 89-78-24

**GF/GA** 671-656

## MAPLE LEAFS VS. PENGUINS

**All-time scorer vs. Pittsburgh:** Darryl Sittler (53gp, 29-37-66)

**All-time Pittsburgh scorer vs. Toronto:** Mario Lemieux (33gp, 31-40-71)

**Longest Toronto win streak vs. Pittsburgh:** 5, Dec. 10, 2002-Feb. 16, 2004

**Longest Pittsburgh win streak vs. Toronto:** 7, Nov. 27, 2013-Oct. 31, 2015

**Longest Toronto undefeated streak vs. Pittsburgh:** 8, Jan. 13, 1968-Mar. 1, 1969 (4-0-4)

**Longest Pittsburgh undefeated streak vs. Toronto:** 10, Nov. 27, 2013-Dec. 17, 2016 (8-0-2)

**Last Toronto win at home:** Feb. 17, 2022 (4-1) [0-0-0 since last win]

**Last Pittsburgh win at home:** Oct. 23, 2021 (7-1) [0-0-0 since last win]

**Last Toronto win at Pittsburgh:** Nov. 3, 2018 (5-0) [0-3-0 since last win]

**Last Pittsburgh win at Toronto:** Nov. 20, 2021 (2-0) [0-0-0 since last win]

**Most goals by Toronto vs. Pittsburgh:** 9, Jan. 7, 1980 (T, 9-5)

**Most goals by Pittsburgh vs. Toronto:** 12, Dec. 26, 1991 (P, 12-1)

**Most goals by both teams:** 15, Feb. 21, 1991 (P, 11-4)

**Last Toronto shutout vs. Pittsburgh:** Feb. 20, 2020 (4-0) – Frederik Andersen

**Last Pittsburgh shutout vs. Toronto:** Nov. 20, 2021 (2-0) – Tristan Jarry

**Last Toronto hat trick vs. Pittsburgh:** Mar. 5, 1980 – Darryl Sittler

**Last Pittsburgh hat trick vs. Toronto:** Nov. 26, 2014 – Blake Comeau

**Last Pittsburgh trade with Toronto:** Aug. 25, 2020 – Kasperii Kapanen, Pontus Aberg and Jesper Lindgren to Pittsburgh for Evan Rodrigues, David Warsofsky, Filip Hallander and a 2020 first-round pick

**Pittsburgh's Overtime/Shootout Record vs. Toronto:** 8-7-4

## YEAR BY YEAR

YEAR	PIT	ROAD	TOTAL	GF/GA	YEAR	PIT	ROAD	TOTAL	GF/GA	YEAR	PIT	ROAD	TOTAL	GF/GA
1967-68	1-0-1	1-1-0	2-1-1	9-14	1992-93	0-0-1	0-1-0	0-1-1	5-7	2017-18	1-1-0	0-1-0	1-2-0	10-12
1968-69	0-2-1	0-1-2	0-3-3	11-19	1993-94	0-1-0	0-0-1	0-1-1	6-8	2018-19	0-1-0	1-1-0	1-2-0	5-8
1969-70	1-0-2	1-2-0	2-2-2	14-19	1994-95	Did Not Play				2019-20	2-0-0	0-1-0	2-1-0	11-7
1970-71	2-1-0	0-2-1	2-3-1	18-18	1995-96	1-0-0	0-1-0	1-1-0	9-7	2020-21	Did Not Play			
1971-72	1-2-0	1-2-0	2-4-0	13-14	1996-97	1-0-0	1-0-0	2-0-0	12-8	2021-22	1-0-0	1-1-0	2-1-0	10-5
1972-73	2-1-0	0-1-1	2-2-1	18-17	1997-98	1-0-0	1-0-0	2-0-0	8-1					
1973-74	0-2-0	1-1-1	1-3-1	13-20	1998-99	1-1-0	1-1-0	2-2-0	13-13					
1974-75	2-0-0	2-1-0	4-1-0	31-21	1999-00	2-0-0	1-0-1	3-0-1	14-8					
1975-76	3-0-0	1-1-0	4-1-0	32-18	2000-01	1-1-0	0-1-0	1-2-0	10-12					
1976-77	1-1-0	1-0-2	2-1-2	19-16	2001-02	1-1-0	1-1-0	2-2-0	6-10					
1977-78	1-2-0	2-0-0	3-2-0	17-22	2002-03	0-2-0	1-1-0	1-3-0	9-18					
1978-79	1-1-0	0-2-0	1-3-0	10-19	2003-04	0-2-0	1-1-0	1-3-0	9-19					
1979-80	1-1-0	1-1-0	2-2-0	18-20	2004-05	No Season								
1980-81	1-1-0	0-1-1	1-2-1	15-16	2005-06	0-1-1	0-1-1	0-2-2	7-12					
1981-82	0-1-1	0-0-1	0-1-2	10-12	2006-07	2-0-0	1-0-1	3-0-1	22-13					
1982-83	1-0-0	0-2-0	1-2-0	8-15	2007-08	1-1-0	1-1-0	2-2-0	16-15					
1983-84	1-1-0	0-0-1	1-1-1	8-7	2008-09	1-1-0	0-2-0	1-3-0	13-19					
1984-85	0-1-0	2-0-0	2-1-0	12-9	2009-10	1-1-0	2-0-0	3-1-0	16-11					
1985-86	2-0-0	1-0-0	3-0-0	18-9	2010-11	1-1-0	1-0-1	2-1-1	15-14					
1986-87	1-0-0	0-2-0	1-2-0	12-13	2011-12	2-0-0	0-2-0	2-2-0	10-11					
1987-88	1-1-0	1-0-0	2-1-0	9-9	2012-13	0-1-0	2-0-0	2-1-0	9-10					
1988-89	1-0-0	1-1-0	2-1-0	16-10	2013-14	2-0-0	0-1-0	2-1-0	9-10					
1989-90	1-1-0	0-1-0	1-2-0	17-21	2014-15	1-0-0	2-0-0	3-0-0	11-6					
1990-91	1-0-0	1-1-0	2-1-0	20-15	2015-16	1-0-1	1-0-0	2-0-1	8-3					
1991-92	2-0-0	0-1-0	2-1-0	22-8	2016-17	1-0-0	0-1-1	1-1-1	8-8					



## PITTSBURGH PENGUINS vs. TORONTO MAPLE LEAFS 2021-2022 REGULAR SEASON

### at PITTSBURGH PENGUINS

Date	Score	W Goal
23 Oct '21	TOR 1 @ PIT 7	Mike Matheson

### at TORONTO MAPLE LEAFS

Date	Score	W Goal
17 Feb '22	PIT 1 @ TOR 4	Morgan Rielly
20 Nov '21	PIT 2 @ TOR 0	Jake Guentzel

### Individual Scoring

PENGUINS										MAPLE LEAFS									
Player	GP	G	A	P	+/-	PIM	PP	SH		Player	GP	G	A	P	+/-	PIM	PP	SH	
Marcus Pettersson	3	1	2	3	5	0	0	0		Auston Matthews	3	1	1	2	0	0	0	0	
Kasperii Kapanen	3	0	3	3	1	0	0	0		Morgan Rielly	3	1	1	2	1	6	1	0	
Drew O'Connor	1	2	0	2	3	2	0	0		Mitchell Marner	3	0	2	2	1	4	0	0	
Jake Guentzel	3	1	1	2	1	2	0	0		Michael Bunting	3	1	0	1	0	4	0	0	
Mike Matheson	3	1	1	2	1	0	0	0		David Kampf	3	1	0	1	-3	0	0	1	
Evan Rodrigues	3	1	1	2	1	4	1	0		Jason Spezza	3	1	0	1	0	2	0	0	
Jeff Carter	2	1	1	2	2	2	0	0		TJ Brodie	3	0	1	1	1	0	0	0	
Jason Zucker	2	1	1	2	4	2	0	0		Pierre Engvall	3	0	1	1	1	0	0	0	
Danton Heinen	3	0	2	2	4	0	0	0		Wayne Simmonds	3	0	1	1	-1	7	0	0	
Brian Boyle	2	1	0	1	0	5	0	0		Justin Holl	3	0	0	0	-3	0	0	0	
Evgeni Malkin	1	1	0	1	0	0	0	0		Ondrej Kase	3	0	0	0	-3	0	0	0	
Brian Dumoulin	3	0	1	1	0	2	0	0		Alexander Kerfoot	3	0	0	0	-5	4	0	0	
Dominik Simon	3	0	1	1	0	0	0	0		Jake Muzzin	3	0	0	0	-5	0	0	0	
Bryan Rust	2	0	1	1	-1	0	0	0		William Nylander	3	0	0	0	-2	0	0	0	
Mark Friedman	1	0	1	1	5	4	0	0		Rasmus Sandin	3	0	0	0	-3	0	0	0	
Zach Aston-Reese	3	0	0	0	0	2	0	0		John Tavares	3	0	0	0	-2	0	0	0	
John Marino	3	0	0	0	0	0	0	0		Timothy Liljegren	2	0	0	0	-2	0	0	0	
Brock McGinn	3	0	0	0	-1	0	0	0		Nick Ritchie	2	0	0	0	-2	0	0	0	
Chad Ruhwedel	3	0	0	0	1	0	0	0		Travis Dermott	1	0	0	0	1	2	0	0	
Teddy Blueger	2	0	0	0	0	0	0	0		Ilya Mikheyev	1	0	0	0	0	0	0	0	
Sidney Crosby	2	0	0	0	-1	0	0	0											
Kris Letang	2	0	0	0	-1	0	0	0											
Sam Lafferty	1	0	0	0	1	0	0	0											

Power Play: 1-11 9.1% / Penalty Killing: 8-9 88.9%

Power Play: 1-9 11.1% / Penalty Killing: 10-11 90.9%

### Goaltending

PENGUINS										MAPLE LEAFS									
Goalie	GP	Min	WLOT	GA	SA	SV	GAA	SV%		Goalie	GP	Min	WLOT	GA	SA	SV	GAA	SV%	
Tristan Jarry	3	179	2-1-0	5	84	79	1.68	.940		Jack Campbell	3	158	1-2-0	8	98	90	3.03	.918	
										Michael Hutchinson	1	20	0-0-0	2	12	10	6.00	.833	

### Goals by Period

PENGUINS						MAPLE LEAFS					
	1st	2nd	3rd	OT	Total		1st	2nd	3rd	OT	Total
Goals	3	4	3	0	10	Goals	2	2	1	0	5

### Shots by Period

PENGUINS						MAPLE LEAFS					
	1st	2nd	3rd	OT	Total		1st	2nd	3rd	OT	Total
Shots	31	34	45	0	110	Shots	38	26	20	0	84

\* - Overtime \*\* - Shootout



# VANCOUVER CANUCKS

## YEAR BY YEAR OVERALL TOTALS

**PIT 39-14-8**
**ROAD 30-26-5**
**TOTAL 69-40-13**
**GF/GA 476-414**

## CANUCKS VS. PENGUINS

**All-time scorer vs. Pittsburgh:** Don Lever (33gp, 17-17-34)

**All-time Pittsburgh scorer vs. Vancouver:** Mario Lemieux (28gp, 26-35-61)

**Longest Vancouver win streak vs. Pittsburgh:** 5, Nov. 21, 2001-Jan. 16, 2006

**Longest Pittsburgh win streak vs. Vancouver:** 9, Mar. 5, 1991-Feb. 27, 1996

**Longest Vancouver undefeated streak vs. Pittsburgh:** 8, Nov. 21, 2001-Jan. 16, 2010 (7-0-1)

**Longest Pittsburgh undefeated streak vs. Vancouver:** 9, Mar. 5, 1991-Feb. 27, 1996 (9-0-0)

**Last Vancouver win at home:** Dec. 21, 2019 (4-1) (0-1-0 since last win)

**Last Pittsburgh win at home:** Nov. 24, 2021 (4-1) (0-0-0 since last win)

**Last Vancouver win at Pittsburgh:** Oct. 16, 2018 (3-2) (0-2-0 since last win)

**Last Pittsburgh win at Vancouver:** Dec. 4, 2021 (4-1) (0-0-0 since last win)

**Most goals by Vancouver vs. Pittsburgh:** 10, Dec. 19, 1980 (V, 10-4)

**Most goals by Pittsburgh vs. Vancouver:** 9, Feb. 15, 1986 (P, 9-4); Mar. 13, 1979 (P, 9-3); Oct. 6, 1976 (P, 9-5)

**Most goals by both teams:** 14, Nov. 27, 2019 (P, 8-6); Feb. 29, 1985 (V, 9-5); Dec. 19, 1980 (V, 10-4); Oct. 6, 1976 (P, 9-5); Mar. 16, 1974 (P, 8-6)

**Last Vancouver shutout vs. Pittsburgh:** Feb. 7, 2015 (5-0) - Ryan Miller

**Last Pittsburgh shutout vs. Vancouver:** Oct. 27, 2018 (5-0) - Casey DeSmith

**Last Vancouver hat trick vs. Pittsburgh:** Nov. 4, 2017 - Brock Boeser

**Last Pittsburgh hat trick vs. Vancouver:** Dec. 4, 2021 - Jake Guentzel

**Last Pittsburgh trade with Vancouver:** Feb. 25, 2019 - Erik Gudbranson to Pittsburgh in exchange for Tanner Pearson

**Pittsburgh's Overtime/Shootout Record vs. Vancouver:** 7-2-4

## YEAR BY YEAR

YEAR	PIT	ROAD	TOTAL	GF/GA	YEAR	PIT	ROAD	TOTAL	GF/GA	YEAR	PIT	ROAD	TOTAL	GF/GA
<b>1970-71</b>	3-0-0	1-1-1	4-1-1	24-15	<b>1995-96</b>	1-0-0	1-0-0	2-0-0	15-9	<b>2021-22</b>	1-0-0	1-0-0	2-0-0	8-2
<b>1971-72</b>	2-1-0	2-1-0	4-2-0	21-20	<b>1996-97</b>	1-0-0	0-1-0	1-1-0	7-6					
<b>1972-73</b>	2-1-0	1-1-0	3-2-0	18-14	<b>1997-98</b>	1-0-0	1-0-0	2-0-0	10-8					
<b>1973-74</b>	2-0-0	2-1-0	4-1-0	27-16	<b>1998-99</b>	1-0-0	0-0-1	1-0-1	8-7					
<b>1974-75</b>	2-0-0	1-1-0	3-1-0	18-15	<b>1999-00</b>	1-0-0	0-0-0	1-0-0	3-0					
<b>1975-76</b>	1-0-1	1-1-0	2-1-1	16-15	<b>2000-01</b>	0-0-0	1-0-0	1-0-0	4-2					
<b>1976-77</b>	1-0-1	1-1-0	2-1-1	16-10	<b>2001-02</b>	0-1-0	0-1-0	0-2-0	3-9					
<b>1977-78</b>	1-1-0	0-1-1	1-2-1	16-16	<b>2002-03</b>	0-1-0	0-0-0	0-1-0	2-3					
<b>1978-79</b>	1-1-0	2-0-0	3-1-0	24-16	<b>2003-04</b>	0-0-0	0-0-1	0-0-1	3-4					
<b>1979-80</b>	1-0-1	1-1-0	2-1-1	13-12	<b>2004-05</b>	No Season								
<b>1980-81</b>	0-1-1	0-2-0	0-3-1	13-23	<b>2005-06</b>	0-1-0	0-0-0	0-1-0	2-4					
<b>1981-82</b>	1-0-0	1-0-1	2-0-1	13-10	<b>2006-07</b>	Did Not Play								
<b>1982-83</b>	1-1-0	0-1-0	1-2-0	10-17	<b>2007-08</b>	0-0-0	1-0-0	1-0-0	1-1					
<b>1983-84</b>	0-1-0	1-1-0	1-2-0	12-14	<b>2008-09</b>	0-1-0	0-0-0	0-1-0	1-3					
<b>1984-85</b>	2-0-0	0-1-0	2-1-0	17-14	<b>2009-10</b>	0-0-0	0-1-0	0-1-0	2-6					
<b>1985-86</b>	1-0-0	1-1-0	2-1-0	18-11	<b>2010-11</b>	1-0-0	0-0-0	1-0-0	3-1					
<b>1986-87</b>	0-0-2	1-0-0	1-0-2	11-5	<b>2011-12</b>	0-0-0	1-0-0	1-0-0	3-3					
<b>1987-88</b>	1-0-0	0-2-0	1-2-0	10-14	<b>2012-13</b>	Did Not Play								
<b>1988-89</b>	1-1-0	1-0-0	2-1-0	14-12	<b>2013-14</b>	1-0-0	1-0-0	2-0-0	7-7					
<b>1989-90</b>	1-0-0	0-2-0	1-2-0	10-13	<b>2014-15</b>	0-1-0	0-1-0	0-2-0	0-8					
<b>1990-91</b>	1-0-1	0-1-0	1-1-1	9-7	<b>2015-16</b>	1-0-0	1-0-0	2-0-0	8-6					
<b>1991-92</b>	1-0-0	1-0-0	2-0-0	11-6	<b>2016-17</b>	1-0-0	1-0-0	2-0-0	7-0					
<b>1992-93</b>	1-0-0	1-0-0	2-0-0	10-3	<b>2017-18</b>	0-1-0	0-1-0	0-2-0	4-9					
<b>1993-94</b>	1-0-0	1-0-0	2-0-0	8-5	<b>2018-19</b>	0-0-1	1-0-0	1-0-1	7-3					
<b>1994-95</b>	Did Not Play				<b>2019-20</b>	1-0-0	0-1-0	1-1-0	9-10					
					<b>2020-21</b>	Did Not Play								

## PITTSBURGH PENGUINS vs. VANCOUVER CANUCKS 2021-2022 REGULAR SEASON

**at PITTSBURGH PENGUINS**

Date	Score	W Goal
24 Nov '21	VAN 1 @ PIT 4	Evan Rodrigues

**at VANCOUVER CANUCKS**

Date	Score	W Goal
04 Dec '21	PIT 4 @ VAN 1	Jake Guentzel

**Individual Scoring**

PENGUINS										CANUCKS									
Player	GP	G	A	P	+/-	PIM	PP	SH		Player	GP	G	A	P	+/-	PIM	PP	SH	
Jake Guentzel	2	3	2	5	2	0	2	0		Bo Horvat	2	1	0	1	-1	2	0	0	
Kris Letang	2	0	4	4	0	2	0	0		Vasily Podkolzin	2	1	0	1	0	0	0	0	
Sidney Crosby	2	1	2	3	2	0	0	0		Brock Boeser	2	0	1	1	-1	2	0	0	
Brock McGinn	2	1	1	2	1	0	0	0		Oliver Ekman-Larsson	2	0	1	1	-1	2	0	0	
Teddy Blueger	2	0	2	2	2	0	0	0		Luke Schenn	2	0	1	1	1	0	0	0	
Zach Aston-Reese	2	1	0	1	1	0	0	0		Kyle Burroughs	2	0	0	0	0	4	0	0	
Evan Rodrigues	2	1	0	1	2	0	0	0		Alex Chiasson	2	0	0	0	0	0	0	0	
Bryan Rust	1	1	0	1	0	0	1	0		Jason Dickinson	2	0	0	0	-1	2	0	0	
Jeff Carter	2	0	1	1	0	0	0	0		Conor Garland	2	0	0	0	0	10	0	0	
Brian Dumoulin	2	0	1	1	2	2	0	0		Nils Hoglander	2	0	0	0	-1	0	0	0	
Marcus Pettersson	2	0	1	1	1	2	0	0		Quinn Hughes	2	0	0	0	-1	0	0	0	
Danton Heinen	2	0	0	0	0	0	0	0		J.T. Miller	2	0	0	0	-1	4	0	0	
Kasperii Kapanen	2	0	0	0	0	0	0	0		Tyler Motte	2	0	0	0	-1	2	0	0	
John Marino	2	0	0	0	1	4	0	0		Tyler Myers	2	0	0	0	-4	2	0	0	
Mike Matheson	2	0	0	0	1	0	0	0		Tanner Pearson	2	0	0	0	-1	0	0	0	
Chad Ruhwedel	2	0	0	0	0	0	0	0		Elias Pettersson	2	0	0	0	-2	0	0	0	
Dominik Simon	2	0	0	0	0	0	0	0		Tucker Poolman	2	0	0	0	-2	2	0	0	
Jason Zucker	2	0	0	0	0	2	0	0		Justin Dowling	1	0	0	0	0	0	0	0	
Drew O'Connor	1	0	0	0	0	0	0	0		Juho Lammikko	1	0	0	0	0	2	0	0	

Power Play: 3-10 30.0% / Penalty Killing: 4-4 100.0%

Power Play: 0-4 0.0% / Penalty Killing: 7-10 70.0%

**Goaltending**

PENGUINS										CANUCKS									
Goalie	GP	Min	WLOT	GA	SA	SV	GAA	SV%		Goalie	GP	Min	WLOT	GA	SA	SV	GAA	SV%	
Tristan Jarry	2	120	2-0-0	2	60	58	1.00	.967		Thatcher Demko	2	117	0-2-0	7	80	73	3.60	.912	

**Goals by Period**

PENGUINS						CANUCKS					
	1st	2nd	3rd	OT	Total		1st	2nd	3rd	OT	Total
Goals	0	6	2	0	8	Goals	0	1	1	0	2

**Shots by Period**

PENGUINS						CANUCKS					
	1st	2nd	3rd	OT	Total		1st	2nd	3rd	OT	Total
Shots	28	37	16	0	81	Shots	16	21	23	0	60

\* - Overtime \*\* - Shootout



# VEGAS GOLDEN KNIGHTS

## YEAR BY YEAR OVERALL TOTALS

**PIT 3-1-0**
**ROAD 2-2-0**
**TOTAL 5-3-0**
**GF/GA 27-26**

## GOLDEN KNIGHTS VS. PENGUINS

**All-time scorer vs. Pittsburgh:**

Jonathan Marchessault (7gp, 4-6-10)

**All-time Pittsburgh scorer vs. Vegas:**

Evgeni Malkin (7gp, 2-6-8)

**Longest Vegas win streak vs.**
**Pittsburgh:** 2, Jan. 19, 2019-Oct. 19, 2019

**Longest Pittsburgh win streak vs.**
**Vegas:** 3, Jan. 7, 2020-March 11, 2022

**Longest Vegas undefeated streak vs.**
**Pittsburgh:** 2, Jan. 19, 2019-Oct. 19, 2019 [2-0-0]

**Longest Pittsburgh undefeated streak vs. Vegas:**

3, Jan. 7, 2020-March 11, 2022 [3-0-0]

**Last Vegas win at home:** Jan. 19, 2019 [7-3] [0-2-0 since last win]

**Last Pittsburgh win at home:**

Mar. 11, 2022 [5-2] [0-0-0 since last win]

**Last Vegas win at Pittsburgh:**

Oct. 19, 2019 [3-0] [0-1-0 since last win]

**Last Pittsburgh win at Vegas:**

Jan. 17, 2022 [5-3] [0-0-0 since last win]

**Most goals by Vegas vs. Pittsburgh:** 7,

Jan. 9, 2019 [V, 7-3]

**Most goals by Pittsburgh vs. Vegas:**

5, Feb. 6, 2018 [P, 5-4]; Jan. 17, 2022 [P, 5-3]; Mar. 11, 2022 [P, 5-2]

**Most goals by both teams:**

10, Jan. 9, 2019 [V, 7-3]

**Last Vegas shutout vs. Pittsburgh:** Oct.

19, 2019 [3-0] - Marc-Andre Fleury

**Last Pittsburgh shutout vs. Vegas:**

None

**Last Vegas hat trick vs. Pittsburgh:**

Jan. 19, 2019 - Jonathan Marchessault

**Last Pittsburgh hat trick vs. Vegas:**

Oct. 11, 2018 - Phil Kessel

**Last Pittsburgh trade with Vegas:**

June 23, 2018 - A 2019 seventh-round draft pick to Pittsburgh in exchange for a 2018 seventh-round draft pick

**Pittsburgh's Overtime/Shootout**
**Record vs. Vegas:** 0-0-0

## YEAR BY YEAR

YEAR	PIT	ROAD	TOTAL	GF/GA
<b>2017-18</b>	1-0-0	0-1-0	1-1-0	6-6
<b>2018-19</b>	1-0-0	0-1-0	1-1-0	7-9
<b>2019-20</b>	0-1-0	1-0-0	1-1-0	4-6
<b>2020-21</b>	Did Not Play			
<b>2021-22</b>	1-0-0	1-0-0	2-0-0	10-5

## PITTSBURGH PENGUINS vs. VEGAS GOLDEN KNIGHTS 2021-2022 REGULAR SEASON

**at PITTSBURGH PENGUINS**

Date	Score	W Goal
11 Mar '22	VGK 2 @ PIT 5	Mark Friedman

**at VEGAS GOLDEN KNIGHTS**

Date	Score	W Goal
17 Jan '22	PIT 5 @ VGK 3	Jake Guentzel

**Individual Scoring**

PENGUINS									
Player	GP	G	A	P	+/-	PIM	PP	SH	
Jeff Carter	2	1	3	4	2	0	0	0	
Jason Zucker	1	2	0	2	0	0	1	0	
Sidney Crosby	2	1	1	2	1	0	0	0	
Jake Guentzel	2	1	1	2	1	0	0	0	
Mike Matheson	2	1	1	2	4	0	0	0	
Bryan Rust	2	1	1	2	1	0	1	0	
Brian Boyle	2	0	2	2	3	2	0	0	
Kris Letang	2	0	2	2	5	2	0	0	
Kasperii Kapanen	1	0	2	2	0	0	0	0	
Teddy Blueger	2	1	0	1	1	0	0	0	
Evan Rodrigues	2	1	0	1	0	0	0	0	
Mark Friedman	1	1	0	1	1	2	0	0	
Evgeni Malkin	2	0	1	1	1	0	0	0	
Brock McGinn	2	0	1	1	2	0	0	0	
Valtteri Puustinen	1	0	1	1	2	0	0	0	
John Marino	2	0	0	0	-2	2	0	0	
Marcus Pettersson	2	0	0	0	-2	0	0	0	
Chad Ruhwedel	2	0	0	0	0	0	0	0	
Zach Aston-Reese	1	0	0	0	0	0	0	0	
Brian Dumoulin	1	0	0	0	2	0	0	0	
Danton Heinen	1	0	0	0	0	2	0	0	
Dominik Simon	1	0	0	0	-1	0	0	0	

Power Play: 2-6 33.3% / Penalty Killing: 3-4 75.0%

GOLDEN KNIGHTS									
Player	GP	G	A	P	+/-	PIM	PP	SH	
Alex Pietrangolo	2	1	2	3	-1	0	0	0	
Jonathan Marchessault	2	0	3	3	-1	0	0	0	
Evgenii Dadonov	2	1	1	2	0	0	0	0	
Chandler Stephenson	2	1	1	2	-1	0	0	0	
Nicolas Roy	2	1	0	1	-3	2	1	0	
Jack Eichel	1	1	0	1	-1	0	0	0	
Shea Theodore	2	0	1	1	-5	0	0	0	
Max Pacioretty	1	0	1	1	1	2	0	0	
Mark Stone	1	0	1	1	0	0	0	0	
Michael Amadio	2	0	0	0	0	0	0	0	
William Carrier	2	0	0	0	-1	4	0	0	
Dylan Coghlan	2	0	0	0	-2	2	0	0	
Ben Hutton	2	0	0	0	0	0	0	0	
William Karlsson	2	0	0	0	-2	0	0	0	
Keegan Kolesar	2	0	0	0	-2	0	0	0	
Zach Whitecloud	2	0	0	0	-1	0	0	0	
Nicolas Hague	1	0	0	0	1	0	0	0	
Mattias Janmark	1	0	0	0	-1	2	0	0	
Jake Leschyshyn	1	0	0	0	-1	0	0	0	
Brayden McNabb	1	0	0	0	0	0	0	0	
Nolan Patrick	1	0	0	0	-1	0	0	0	
Jonas Rondbjerg	1	0	0	0	-1	0	0	0	
Reilly Smith	1	0	0	0	-1	0	0	0	

Power Play: 1-4 25.0% / Penalty Killing: 4-6 66.7%

**Goaltending**

PENGUINS								
Goalie	GP	Min	WLOT	GA	SA	SV	GAA	SV%
Tristan Jarry	2	119	2-0-0	5	68	63	2.51	.926

GOLDEN KNIGHTS								
Goalie	GP	Min	WLOT	GA	SA	SV	GAA	SV%
Robin Lehner	1	59	0-1-0	4	36	32	4.09	.889
Laurent Brossoit	1	60	0-1-0	4	32	28	4.03	.875

**Goals by Period**

PENGUINS					
	1st	2nd	3rd	OT	Total
Goals	1	3	6	0	10

GOLDEN KNIGHTS					
	1st	2nd	3rd	OT	Total
Goals	3	2	0	0	5

**Shots by Period**

PENGUINS					
	1st	2nd	3rd	OT	Total
Shots	24	25	21	0	70

GOLDEN KNIGHTS					
	1st	2nd	3rd	OT	Total
Shots	12	28	28	0	68

\* - Overtime \*\* - Shootout



# WASHINGTON CAPITALS

## YEAR BY YEAR OVERALL TOTALS

**PIT 66-42-10**
**ROAD 53-57-12**
**TOTAL 119-99-22**
**GF/GA 854-846**

## CAPITALS VS. PENGUINS

**All-time scorer vs. Pittsburgh:** Mike Gartner (60gp, 39-36-75)

**All-time Pittsburgh scorer vs. Washington:** Mario Lemieux (61gp, 51-50-101)

**Longest Washington win streak vs. Pittsburgh:** 9, Dec. 2, 1984-Nov. 20, 1985

**Longest Pittsburgh win streak vs. Washington:** 8, Jan. 22, 2012-Mar. 11, 2014

**Longest Washington undefeated streak vs. Pittsburgh:** 16, Oct. 25, 1983-Nov. 20, 1985 [15-0-1]

**Longest Pittsburgh undefeated streak vs. Washington:** 8; Jan. 22, 2012-Mar. 11, 2014 [8-0-0]; Dec. 11, 2006-Mar. 9, 2008 [7-0-1]; Nov. 28, 1992-Nov. 26, 1993 [6-0-2]

**Last Washington win at home:** Nov. 14, 2021 [6-1] [0-1-0 since last win]

**Last Pittsburgh win at home:** Feb. 14, 2021 [6-3] [0-3-0 since last win]

**Last Washington win at Pittsburgh:** Apr. 9, 2022 [6-3] [0-0-0 since last win]

**Last Pittsburgh win at Washington:** Dec. 10, 2021 [4-2] [0-0-0 since last win]

**Most goals by Washington vs. Pittsburgh:** 9, Mar. 1, 1984 [W, 9-1]; Dec. 2, 1984 [W, 9-1]

**Most goals by Pittsburgh vs. Washington:** 12, Mar. 15, 1975 [P, 12-1]

**Most goals by both teams:** 15, Jan. 16, 2017 [P, 8-7 OT]; Oct. 11, 1988 [P, 8-7]

**Last Washington shutout vs. Pittsburgh:** Jan. 28, 2015 [4-0] – Braden Holtby

**Last Pittsburgh shutout vs. Washington:** May 1, 2021 [3-0] – Tristan Jarry

**Last Washington hat trick vs. Pittsburgh:** Feb. 7, 2010 – Alex Ovechkin

**Last Pittsburgh hat trick vs. Washington:** Jan. 16, 2017 – Evgeni Malkin

**Last Pittsburgh trade with Washington:** June 4, 2012 – Tomas Vokoun to Pittsburgh in exchange for a 2012 seventh-round draft pick

**Pittsburgh's Overtime/Shootout Record vs. Washington:** 19-6-11

## YEAR BY YEAR

YEAR	PIT	ROAD	TOTAL	GF/GA	YEAR	PIT	ROAD	TOTAL	GF/GA
<b>1974-75</b>	3-0-0	2-1-0	5-1-0	36-13	<b>1999-00</b>	2-0-0	1-0-1	3-0-1	12-8
<b>1975-76</b>	2-1-0	2-0-1	4-1-1	36-23	<b>2000-01</b>	1-1-0	1-1-0	2-2-0	14-13
<b>1976-77</b>	1-2-0	0-2-1	1-4-1	16-22	<b>2001-02</b>	2-0-0	0-0-2	2-0-2	16-11
<b>1977-78</b>	0-2-1	1-2-0	1-4-1	15-20	<b>2002-03</b>	1-1-0	0-2-0	1-3-0	8-13
<b>1978-79</b>	2-1-1	2-2-0	4-3-1	32-28	<b>2003-04</b>	2-0-0	0-2-0	2-2-0	13-12
<b>1979-80</b>	2-0-0	1-1-0	3-1-0	16-10	<b>2004-05</b>	No Season			
<b>1980-81</b>	0-1-1	2-0-0	2-1-1	18-14	<b>2005-06</b>	2-0-0	1-1-0	3-1-0	22-14
<b>1981-82</b>	2-1-1	3-1-0	5-2-1	40-33	<b>2006-07</b>	2-0-0	2-0-0	4-0-0	13-9
<b>1982-83</b>	1-2-0	0-3-1	1-5-1	23-36	<b>2007-08</b>	1-0-1	2-0-0	3-0-1	15-11
<b>1983-84</b>	0-4-0	1-2-0	1-6-0	12-28	<b>2008-09</b>	0-2-0	1-1-0	1-3-0	11-18
<b>1984-85</b>	0-2-1	0-4-0	0-6-1	20-44	<b>2009-10</b>	0-2-0	0-0-2	0-2-2	13-20
<b>1985-86</b>	1-3-0	0-3-0	1-6-0	22-27	<b>2010-11</b>	0-2-0	1-1-0	1-3-0	3-9
<b>1986-87</b>	3-0-0	1-3-0	4-3-0	30-26	<b>2011-12</b>	1-0-1	1-1-0	2-1-1	8-8
<b>1987-88</b>	3-0-1	2-1-0	5-1-1	32-23	<b>2012-13</b>	2-0-0	1-0-0	3-0-0	13-6
<b>1988-89</b>	2-1-0	2-2-0	4-3-0	31-35	<b>2013-14</b>	2-0-0	2-0-0	4-0-0	13-5
<b>1989-90</b>	3-1-0	2-1-0	5-2-0	34-28	<b>2014-15</b>	0-2-0	1-1-0	1-3-0	5-13
<b>1990-91</b>	2-1-0	2-1-1	4-2-1	29-26	<b>2015-16</b>	1-1-0	2-1-0	3-2-0	16-13
<b>1991-92</b>	1-2-0	1-3-0	2-5-0	21-35	<b>2016-17</b>	2-0-0	0-2-0	2-2-0	13-21
<b>1992-93</b>	3-0-0	2-1-1	5-1-1	32-22	<b>2017-18</b>	1-1-0	1-1-0	2-2-0	12-13
<b>1993-94</b>	1-1-0	0-1-1	1-2-1	14-18	<b>2018-19</b>	2-0-0	1-1-0	3-1-0	15-12
<b>1994-95</b>	1-1-0	1-1-0	2-2-0	10-11	<b>2019-20</b>	0-1-0	1-1-0	1-2-0	9-13
<b>1995-96</b>	2-0-0	1-1-0	3-1-0	12-8	<b>2020-21</b>	3-1-0	3-1-0	6-2-0	28-24
<b>1996-97</b>	2-0-0	1-1-0	3-1-0	14-11	<b>2021-22</b>	0-1-1	1-1-0	1-2-1	11-18
<b>1997-98</b>	0-1-1	1-0-1	1-1-2	9-9					
<b>1998-99</b>	2-0-0	0-2-0	2-2-0	17-12					

## PITTSBURGH PENGUINS vs. WASHINGTON CAPITALS 2021-2022 REGULAR SEASON

### at PITTSBURGH PENGUINS

Date	Score	W Goal
09 Apr '22	WSH 6 @ PIT 3	Tom Wilson
01 Feb '22 *	WSH 4 @ PIT 3	Dmitry Orlov

### at WASHINGTON CAPITALS

Date	Score	W Goal
10 Dec '21	PIT 4 @ WSH 2	Kasperii Kapanen
14 Nov '21	PIT 1 @ WSH 6	Garnet Hathaway

### Individual Scoring

PENGUINS										CAPITALS									
Player	GP	G	A	P	+/-	PIM	PP	SH		Player	GP	G	A	P	+/-	PIM	PP	SH	
Jake Guentzel	3	1	4	5	-3	4	0	0		Evgeny Kuznetsov	4	3	2	5	5	0	0	1	
Sidney Crosby	4	0	4	4	-5	2	0	0		Tom Wilson	4	2	3	5	5	0	1	0	
Bryan Rust	3	3	0	3	-3	0	2	0		Alex Ovechkin	4	1	4	5	2	0	1	0	
Kris Letang	4	0	3	3	-4	2	0	0		Daniel Sprong	3	2	2	4	3	6	0	0	
Mike Matheson	4	0	3	3	0	0	0	0		Conor Sheary	3	1	3	4	1	0	0	0	
Jeff Carter	4	2	0	2	-4	6	0	0		John Carlson	4	0	4	4	2	0	0	0	
Evgeni Malkin	2	1	1	2	-5	0	1	0		Dmitry Orlov	4	3	0	3	3	0	1	0	
Evan Rodrigues	4	0	2	2	0	0	0	0		Martin Fehervary	4	2	0	2	2	2	0	1	
Brian Boyle	4	1	0	1	0	0	0	0		Lars Eller	4	1	1	2	0	6	0	0	
Kasperii Kapanen	4	1	0	1	-2	2	0	0		Garnet Hathaway	3	1	1	2	-1	2	0	0	
Danton Heinen	3	1	0	1	-1	0	0	0		Nic Dowd	2	1	1	2	1	2	0	1	
Brock McGinn	3	1	0	1	0	0	0	0		Marcus Johansson	1	1	0	1	1	0	0	0	
John Marino	4	0	1	1	-1	0	0	0		Connor McMichael	4	0	1	1	1	2	0	0	
Zach Aston-Reese	3	0	1	1	1	0	0	0		Justin Schultz	4	0	1	1	1	0	0	0	
Teddy Blueger	3	0	1	1	2	0	0	0		Carl Hagelin	3	0	1	1	1	0	0	0	
Brian Dumoulin	4	0	0	0	-2	2	0	0		Trevor van Riemsdyk	3	0	1	1	5	7	0	0	
Marcus Pettersson	4	0	0	0	-1	2	0	0		Nicklas Backstrom	2	0	1	1	0	0	0	0	
Chad Ruhwedel	4	0	0	0	-1	0	0	0		Johan Larsson	1	0	1	1	0	0	0	0	
Jason Zucker	3	0	0	0	-4	5	0	0		Nick Jensen	4	0	0	0	2	0	0	0	
Dominik Simon	2	0	0	0	0	0	0	0		Brett Leason	2	0	0	0	0	0	0	0	
Drew O'Connor	1	0	0	0	0	0	0	0		T.J. Oshie	2	0	0	0	-1	0	0	0	
Rickard Rakell	1	0	0	0	-2	0	0	0		Aliaksei Protas	2	0	0	0	0	0	0	0	
Radim Zohorna	1	0	0	0	0	0	0	0		Matt Irwin	1	0	0	0	-1	0	0	0	
Power Play: 3-11 27.3% / Penalty Killing: 8-11 72.7%										Power Play: 3-11 27.3% / Penalty Killing: 8-11 72.7%									

### Goaltending

PENGUINS										CAPITALS									
Goalie	GP	Min	WLOT	GA	SA	SV	GAA	SV%		Goalie	GP	Min	WLOT	GA	SA	SV	GAA	SV%	
Tristan Jarry	4	243	1-2-1	16	138	122	3.96	.884		Ilya Samsonov	3	175	2-1-0	8	109	101	2.74	.927	
										Vitek Vanecek	2	66	1-0-0	2	27	25	1.81	.926	

### Goals by Period

PENGUINS						CAPITALS					
	1st	2nd	3rd	OT	Total		1st	2nd	3rd	OT	Total
Goals	7	3	1	0	11	Goals	6	4	7	1	18

### Shots by Period

PENGUINS						CAPITALS					
	1st	2nd	3rd	OT	Total		1st	2nd	3rd	OT	Total
Shots	45	54	36	2	137	Shots	35	49	53	3	140

\* - Overtime \*\* - Shootout



# WINNIPEG JETS

## YEAR BY YEAR OVERALL TOTALS

Franchise played as Atlanta Thrashers from 1999-00 to 2010-11

**PIT** 28-4-1

**ROAD** 23-9-2

**TOTAL** 51-13-3

**GF/GA** 248-172

## JETS VS. PENGUINS

**All-time scorer vs. Pittsburgh:** Ilya Kovalchuk (28gp, 18-15-33)

**All-time Pittsburgh scorer vs.**

**Winnipeg:** Sidney Crosby (40gp, 18-39-57)

**Longest Winnipeg win streak vs.**

**Pittsburgh:** 3, Nov. 9, 2005-Jan. 7, 2006

**Longest Pittsburgh win streak vs.**

**Winnipeg:** 14, Jan. 27, 2000-Nov. 22, 2002

**Longest Winnipeg undefeated streak vs. Pittsburgh:** 6, Nov. 9, 2005-Dec. 27,

2006 (5-0-1)

**Longest Pittsburgh undefeated streak vs. Winnipeg:**

17, Jan. 27, 2000- Dec. 1, 2003 (16-1-0)

**Last Winnipeg win at home:** Oct. 29, 2017 (7-1) [0-3-0 since last win]

**Last Pittsburgh win at home:**

Jan. 23, 2022 (3-2 SO) [0-0-0 since last win]

**Last Winnipeg win at Pittsburgh:**

Oct. 8, 2019 (4-1) [0-1-0 since last win]

**Last Pittsburgh win at Winnipeg:**

Nov. 22, 2021 (3-1) [0-0-0 since last win]

**Most goals by Winnipeg vs. Pittsburgh:**

7, Oct. 29, 2017 (W, 7-1); Dec. 20, 2003 (A, 7-4)

**Most goals by Pittsburgh vs. Winnipeg:**

8, Mar. 20, 2012 (P, 8-4); Feb. 11, 2012 (P, 8-5)

**Most goals by both teams:**

13, Feb. 11, 2012 (P, 8-5)

**Last Winnipeg shutout vs. Pittsburgh:**

Dec. 27, 2015 (1-0) – Connor Hellebuyck

**Last Pittsburgh shutout vs. Winnipeg:**

Jan. 4, 2019 (4-0) – Matt Murray

**Last Winnipeg hat trick vs. Pittsburgh:**

Oct. 29, 2017 – Blake Wheeler

**Last Pittsburgh hat trick vs. Winnipeg:**

Mar. 8, 2017 – Nick Bonino

**Last Pittsburgh trade with Winnipeg:**

Mar. 21, 2022 –Nathan Beaulieu to Pittsburgh in exchange for a conditional 2022 draft pick

**Pittsburgh's Overtime/Shootout**

**Record vs. Winnipeg:** 9-1-2

## YEAR BY YEAR

YEAR	PIT	ROAD	TOTAL	GF/GA
<b>1999-00</b>	2-0-0	2-0-0	4-0-0	16-7
<b>2000-01</b>	2-0-0	2-0-0	4-0-0	19-8
<b>2001-02</b>	2-0-0	2-0-0	4-0-0	17-9
<b>2002-03</b>	1-0-1	2-0-0	3-0-1	12-7
<b>2003-04</b>	1-1-0	1-1-0	2-2-0	14-18
<b>2004-05</b>	No Season			
<b>2005-06</b>	1-1-0	0-2-0	1-3-0	14-20
<b>2006-07</b>	1-1-0	1-0-1	2-1-1	11-11
<b>2007-08</b>	2-0-0	0-1-1	2-1-1	10-8
<b>2008-09</b>	2-0-0	2-0-0	4-0-0	18-8
<b>2009-10</b>	2-0-0	1-1-0	3-1-0	12-8
<b>2010-11</b>	2-0-0	2-0-0	4-0-0	18-9
<b>2011-12</b>	2-0-0	1-1-0	3-1-0	21-12
<b>2012-13</b>	1-0-0	1-1-0	2-1-0	9-5
<b>2013-14</b>	1-0-0	1-0-0	2-0-0	10-7
<b>2014-15</b>	1-0-0	1-0-0	2-0-0	8-6
<b>2015-16</b>	1-0-0	0-1-0	1-1-0	4-2
<b>2016-17</b>	1-0-0	1-0-0	2-0-0	11-7
<b>2017-18</b>	1-0-0	0-1-0	1-1-0	3-8
<b>2018-19</b>	1-0-0	1-0-0	2-0-0	8-3
<b>2019-20</b>	0-1-0	1-0-0	1-1-0	8-6
<b>2020-21</b>	Did Not Play			
<b>2021-22</b>	1-0-0	1-0-0	2-0-0	5-3



## PITTSBURGH PENGUINS vs. WINNIPEG JETS 2021-2022 REGULAR SEASON

**at PITTSBURGH PENGUINS**

**at WINNIPEG JETS**

Date	Score	W Goal
23 Jan '22 **	WPG 2 @ PIT 3	Sidney Crosby

Date	Score	W Goal
22 Nov '21	PIT 3 @ WPG 1	Danton Heinen

**Individual Scoring**

Player	PENGUINS							
	GP	G	A	P	+/-	PIM	PP	SH
Jeff Carter	2	1	1	2	1	0	0	0
Danton Heinen	2	1	1	2	3	0	0	0
Evan Rodrigues	2	0	2	2	2	0	0	0
Jake Guentzel	2	1	0	1	0	2	0	0
Kasperii Kapanen	2	1	0	1	2	0	0	0
Jason Zucker	1	1	0	1	0	0	0	0
John Marino	2	0	1	1	0	0	0	0
Chad Ruhwedel	2	0	1	1	2	0	0	0
Evgeni Malkin	1	0	1	1	1	0	0	0
Teddy Blueger	2	0	0	0	0	0	0	0
Sidney Crosby	2	0	0	0	0	2	0	0
Brian Dumoulin	2	0	0	0	1	0	0	0
Kris Letang	2	0	0	0	1	0	0	0
Mike Matheson	2	0	0	0	2	0	0	0
Brock McGinn	2	0	0	0	0	0	0	0
Marcus Pettersson	2	0	0	0	-1	2	0	0
Bryan Rust	2	0	0	0	-1	0	0	0
Dominik Simon	2	0	0	0	2	0	0	0
Zach Aston-Reese	1	0	0	0	0	0	0	0
Brian Boyle	1	0	0	0	0	5	0	0

Power Play: 0-6 0.0% / Penalty Killing: 2-3 66.7%

Player	JETS							
	GP	G	A	P	+/-	PIM	PP	SH
Blake Wheeler	2	1	1	2	-1	0	0	0
Brenden Dillon	2	0	2	2	-2	0	0	0
Kyle Connor	2	1	0	1	-1	0	1	0
Dominic Toninato	2	1	0	1	0	0	0	0
Neal Pionk	2	0	1	1	-1	0	0	0
Mark Scheifele	2	0	1	1	-3	0	0	0
Paul Stastny	1	0	1	1	0	0	0	0
Andrew Copp	2	0	0	0	-3	2	0	0
Pierre-Luc Dubois	2	0	0	0	-1	4	0	0
Jansen Harkins	2	0	0	0	0	0	0	0
Adam Lowry	2	0	0	0	0	0	0	0
Josh Morrissey	2	0	0	0	-1	0	0	0
Nate Schmidt	2	0	0	0	-1	2	0	0
Kristian Vesalainen	2	0	0	0	0	2	0	0
Nathan Beaulieu	1	0	0	0	0	7	0	0
Dylan DeMelo	1	0	0	0	0	0	0	0
Nikolaj Ehlers	1	0	0	0	-2	0	0	0
Riley Nash	1	0	0	0	0	0	0	0
Cole Perfetti	1	0	0	0	0	0	0	0
Austin Poganski	1	0	0	0	0	0	0	0
Dylan Samberg	1	0	0	0	0	0	0	0
Logan Stanley	1	0	0	0	0	0	0	0
Evgeny Svechnikov	1	0	0	0	0	0	0	0

Power Play: 1-3 33.3% / Penalty Killing: 6-6 100.0%

**Goaltending**

Goalie	PENGUINS							
	GP	Min	WLOT	GA	SA	SV	GAA	SV%
Tristan Jarry	2	125	2-0-0	3	60	57	1.44	.950

Goalie	JETS							
	GP	Min	WLOT	GA	SA	SV	GAA	SV%
Connor Hellebuyck	2	125	0-1-1	4	73	69	1.92	.945

**Goals by Period**

	PENGUINS				
	1st	2nd	3rd	OT	Total
Goals	0	1	4	0	5

	JETS				
	1st	2nd	3rd	OT	Total
Goals	2	1	0	0	3

**Shots by Period**

	PENGUINS				
	1st	2nd	3rd	OT	Total
Shots	17	25	29	3	74

	JETS				
	1st	2nd	3rd	OT	Total
Shots	22	19	14	5	60

\* - Overtime \*\* - Shootout



# HISTORY



# PENGUINS ALL-TIME TEAM



## MARIO LEMIEUX | 66

CENTER, 1984-97, 2000-06

Arguably the greatest player in NHL history ... Won six NHL scoring titles, three league MVP awards, two Conn Smythe Trophies as playoff MVP and captained two Stanley Cup champions as a player ... All-time team leader in goals [690], assists [1,033], points

[1,723], power-play goals [236], shorthanded goals [49] and shots [3,633] and fourth in games played [915] ... Set club single-season records of 85 goals, 114 assists, 199 points and 31 power-play goals in 1988-89 ... Scored at least 160 points four times and at least 69 goals four times ... Only player in NHL history to score a goal five different ways in the same game – even strength, power play, shorthanded, penalty shot and empty net [Dec. 31, 1988 vs. New Jersey] ... Recorded 40 career hat tricks, including nine in 1988-89 season alone ... Scored five goals in a game three times and eight points twice ... Set team playoff records with five goals, eight points vs. Philadelphia on April 25, 1989 ... Three-time MVP of NHL All-Star Game ... Led ownership group that bought team out of bankruptcy in September 1999 and has won three Stanley Cups as an owner [2009, 2016-17].



## RON FRANCIS | 10/9

CENTER, 1991-98

Outstanding two-way center helped Penguins to back-to-back Cups ... Ranks sixth on all-time team list in assists [449] and seventh in points [613] ... Scored at least 90 points in a season four times and at least 100 points

twice ... Scored career-high 119 points in 1995-96 [27G-92A] ... Only Penguins player other than Mario Lemieux to record more than 90 assists in a season ... Won NHL's Selke Trophy as best defensive forward in 1995 and won Lady Byng Trophy for sportsmanship in 1995 and '98 ... Team captain in 1994-95 and 1997-98.



## JAROMIR JAGR | 68

RIGHT WING, 1990-2001

Won five NHL scoring titles and one league MVP award as a member of the Penguins ... Was named First-Team NHL All-Star six times ... Ranks fourth on all-time Penguins list in goals [439], points [1,079], assists [640] and

power-play goals [110], and fifth in games played [806] ... All-time team leader in game-winning goals [78] ... Only Penguins player other than Mario Lemieux to score more than 60 goals in a season [62 in 1995-96] ... Recorded career-high 149 points [62G-87A] in 1995-96 ... Member of 1991 and 1992 Cup champions.




## RICK KEHOE | 17

RIGHT WING, 1974-85

Ranks sixth on all-time team list in points [636] and goals [312] and seventh in games played [722]... His 55 goals in 1980-81 set a new team record at the time and stood until Mario Lemieux broke it in 1987-88 ... Won NHL's Lady Byng Trophy for sportsmanship in

1981 ... Later served as scout, assistant coach and head coach.




## KEVIN STEVENS | 25

LEFT WING, 1987-95, 2001

Dominating power forward topped 40 goals four times and 50 goals twice ... Ranks seventh all-time in goals [260], ninth in points [555] and 10th in assists [295] ... Key member of back-to-back Cup champs in 1991 and '92, and set team record with 17 playoff goals in

1991 ... Set club records for points by a left wing with 123 in 1991-92 and goals by a left wing with 55 in 1992-93 ... Had 106 points in 103 playoff games.



## JEAN PRONOVOST | 19

RIGHT WING, 1968-78

Patrolled right side of the "Century Line" with Syl Apps and Lowell MacDonald ... Fifth on all-time Penguins list in goals [316], sixth in games played [753], and eighth all-time in points [603] ... Became first Penguin to score 50 goals in a season March 24, 1976

vs. Boston, recording 52 goals, 104 points in 1975-76 ... Scored at least 40 goals in four different seasons with Penguins ... Led team in scoring in back-to-back seasons from 1976-78.

**PAUL COFFEY | 77**

DEFENSE, 1987-92

Blazing skater who set single-season club records for defensemen with 30 goals, 83 assists and 113 points in 1988-89 ... Only defenseman in team history to score 100 points, and did it twice ... Quarterbacked power play for Penguins' first Cup


championship team in 1991 ... Ranks eighth all-time in assists [332], 12th all-time in points [440] despite playing only five seasons in Pittsburgh ... Averaged well over a point a game with 440 points in 331 games.

**LARRY MURPHY | 15**

DEFENSE, 1990-95

Cerebral defenseman played key role on back-to-back Stanley Cup champions in 1991 and '92 ... Rang up 22 goals, 85 points during dominating 1992-93 season, when he was named NHL Second-Team All-Star ... Notched 38 points in 48 games in 1994-95 and again

was named NHL Second-Team All-Star ... Career totals of 78 goals, 223 assists, 301 points in 336 games as a Penguin.

**ULF SAMUELSSON | 5**

DEFENSE, 1991-95

Nasty defenseman who anchored blue line for back-to-back Stanley Cup champions in 1991 and '92 ... Had legendary playoff battles with Boston's Cam Neely ... Impact can't be determined by statistics, but he contributed 11 goals, 83 assists, 94 points in 277 games –


with 804 penalty minutes ... Scored Cup-winning goal in Game 6 of 1991 Final at Minnesota.

**TOM BARRASSO | 35**

GOALTENDER, 1988-00

Backstopped Penguins to Stanley Cups in 1991 and '92 ... Second all-time in wins [226], shutouts [22] and games played [460] ... Recorded 8-0 shutout over Minnesota in clinching game of 1991 Cup Final ... Posted 43-14-5 record with a 3.01 goals-against average

in 1992-93 to help team win its first Presidents' Trophy with best regular-season record ... Career record of 226-153-53 with 3.27 GAA.

**SYL APPS | 26**

CENTER, 1970-77

Member of the "Century Line" with Jean Pronovost and Lowell MacDonald ... Led team in scoring for three straight seasons from 1971-74 ... Scored career-high 99 points in 1975-76 (32G-67A) ... Named MVP of 1975 NHL All-Star Game ... Ranks seventh on all-time

Penguins list in assists [349], 10th in points [500].

**JOE MULLEN | 7**

RIGHT WING, 1990-95, 1996-97

Won two Stanley Cups as a Penguin and ranked third in scoring on 1992 Cup team with 42 goals, 87 points ... Amazing feat: Scored four goals in back-to-back games in 1991-92 ... Recorded 33 goals in 1992-93, 38 in 1993-94 ... Became first U.S.-born player to score 500th


NHL goal March 14, 1997 vs. Colorado (Patrick Roy) ... Later served as assistant coach.

**DAVE BURROWS | 4**

DEFENSE, 1971-78, 1980-82

One of the most dependable defensive defensemen in club history and a mainstay of the 1970s Penguins ... Fourth all-time in games played among Penguins defensemen [573] ... Represented Penguins in the 1974 and 1976 NHL All-Star Games ... Posted career

numbers of 24 goals, 108 assists, 132 points.

**MARK RECCHI | 8/18**

RIGHT WING, 1988-92, 2005-07


Helped Penguins win franchise's first Stanley Cup in 1991, ranking second on team with 24 assists and 34 points during playoffs ... Led team with 40 goals and 113 points during '91 regular season ... Had three tours of duty with the team ... Posted career numbers of 154

goals, 231 assists and 385 points ... Contributed to two Stanley Cups as a Penguins executive [2016-17] and later served as an assistant coach [2017-20].


**LES BINKLEY | 30**  
 GOALTENDER, 1967-72

Original Penguin ... Posted 20 wins and a 2.88 GAA in team's first season, 1967-68 ... Also recorded six shutouts, a single-season record that stood for 30 years until Tom Barrasso broke it in 1997-98 ... Reached double-digit figures in wins in first four seasons with

expansion team ... Played 196 career games with 3.12 GAA.


**PIERRE LAROUCHE | 10**  
 CENTER, 1974-77

"Lucky Pierre" became first player in Penguins history to record 100 points in a season March 24, 1976 vs. Boston ... Set team records at the time with 53 goals, 111 points in 1975-76 ... That followed rookie season when he

notched 31 goals, 68 points ... Averaged more than a point a game in parts of four seasons (253 points in 240 games) and recorded four hat tricks.

## HONORABLE MENTIONS


**RANDY CARLYLE | 25**  
 DEFENSE, 1978-84


Won Norris Trophy as NHL's top defenseman in 1980-81 and remains the only Penguin ever to win the Norris ... Had 16 goals, 67 assists for 83 points in trophy-winning season ... Reached double figures in goals for three straight seasons from 1980-83 ... Team

captain 1981-84 ... Pittsburgh career totals of 66 goals, 257 assists, 323 points in 397 games.


**RON STACKHOUSE | 3**  
 DEFENSE, 1973-82


Underrated and sometimes underappreciated defenseman ... Scored career-high 71 points with 11 goals, 60 assists in 1975-76 ... Set a team record for defensemen with 15 goals in 1974-75 (since broken) ... Still shares team record with six assists in a game and four in a

period vs. Philadelphia, March 8, 1975 ... Holds team record with 14 shots vs. Washington, April 3, 1976 ... Ranks ninth all-time in shots with 1,342.


**RICK TOCCHET | 22/92**  
 RIGHT WING, 1992-94


Power forward acquired during 1991-92 season helped team win its second Cup ... Had 15 goals, 37 points in 32 playoff games over three seasons ... Rang up 48 goals, 61 assists, 109 points in 1992-93 as part of dominating line with Mario Lemieux and

Kevin Stevens ... Line had 172 goals, 380 points that season ... Added two Stanley Cups as a Pens assistant coach (2016-17).


**LOWELL MACDONALD | 18**  
 LEFT WING, 1970-78

Member of the "Century Line" with Syl Apps and Jean Pronovost ... Had career-high 43 goals, 82 points in 1973-74 ... Topped 30-goal mark three times ... Scored 134 goals in four seasons from 1972-76 ... Won NHL's Masterton Trophy for dedication and perseverance in

1973 ... Career totals of 140 goals, 166 assists, 306 points in 328 games.


**MARTIN STRAKA | 82**  
 CENTER/LEFT WING, 1992-95, 1997-03

Ranks 10th on all-time team list in goals (165) and 11th in points (442) ... Set career highs with 35 goals in 1998-99 and 68 assists, 95 points in 2000-01 ... Tied team record with two fastest goals by the same player (seven seconds) vs. Edmonton, Feb. 11, 2000.

## ALL-TIME TEAM BUILDERS

Jack Riley  
 Craig Patrick  
 "Badger" Bob Johnson  
 Ed Johnston  
 Scotty Bowman  
 Herb Brooks  
 Ed DeBartolo Sr.

Mike Lange  
 Vince Lascheid  
 John Barbero  
 AT Caggiano  
 Frank Sculli  
 Elaine Heufelder  
 Charles "Chip" Burke

# OPENERS

## HOME (29-15-10)

Oct. 16, 2021	vs. Chicago	5-2	W
Jan. 17, 2021	vs. Washington	4-3	W**
<b>Oct. 3, 2019</b>	<b>vs. Buffalo</b>	<b>1-3</b>	<b>L</b>
<b>Oct. 4, 2018</b>	<b>vs. Washington</b>	<b>7-6</b>	<b>W*</b>
<b>Oct. 4, 2017</b>	<b>vs. St. Louis</b>	<b>4-5</b>	<b>L*</b>
<b>Oct. 13, 2016</b>	<b>vs. Washington</b>	<b>3-2</b>	<b>W**</b>
Oct. 13, 2015	vs. Montreal	2-3	L
<b>Oct. 9, 2014</b>	<b>vs. Anaheim</b>	<b>6-4</b>	<b>W</b>
<b>Oct. 3, 2013</b>	<b>vs. New Jersey</b>	<b>3-0</b>	<b>W</b>
Jan. 23, 2013	vs. Toronto	2-5	L
Oct. 11, 2011	vs. Florida	4-2	W
<b>Oct. 7, 2010</b>	<b>vs. Philadelphia</b>	<b>2-3</b>	<b>L</b>
<b>Oct. 2, 2009</b>	<b>vs. NY Rangers</b>	<b>3-2</b>	<b>W</b>
<b>Oct. 11, 2008</b>	<b>vs. New Jersey</b>	<b>1-2</b>	<b>L*</b>
Oct. 6, 2007	vs. Anaheim	5-4	W
<b>Oct. 5, 2006</b>	<b>vs. Philadelphia</b>	<b>4-0</b>	<b>W</b>
Oct. 8, 2005	vs. Boston	6-7	L*
<b>Oct. 10, 2003</b>	<b>vs. Los Angeles</b>	<b>0-3</b>	<b>L</b>
<b>Oct. 10, 2002</b>	<b>vs. Toronto</b>	<b>0-6</b>	<b>L</b>
<b>Oct. 10, 2001</b>	<b>vs. Colorado</b>	<b>1-3</b>	<b>L</b>
Oct. 13, 2000	vs. Tampa Bay	3-2	W
Oct. 8, 1999	vs. Colorado	3-3	T*
Oct. 17, 1998	vs. NY Rangers	3-3	T*
<b>Oct. 1, 1997</b>	<b>vs. Los Angeles</b>	<b>3-3</b>	<b>T*</b>
<b>Oct. 5, 1996</b>	<b>vs. Tampa Bay</b>	<b>3-4</b>	<b>L*</b>
<b>Oct. 7, 1995</b>	<b>vs. Toronto</b>	<b>8-3</b>	<b>W</b>
Jan. 27, 1995	vs. Ottawa	5-4	W
Oct. 7, 1993	vs. Montreal	2-1	W*
<b>Oct. 6, 1992</b>	<b>vs. Philadelphia</b>	<b>3-3</b>	<b>T*</b>
Oct. 6, 1991	vs. Philadelphia	2-2	T*
Oct. 7, 1990	vs. New Jersey	7-4	W
Oct. 10, 1989	vs. Winnipeg	5-1	W
Oct. 11, 1988	vs. Washington	8-7	W
Oct. 13, 1987	vs. Buffalo	8-3	W
<b>Oct. 9, 1986</b>	<b>vs. Washington</b>	<b>5-4</b>	<b>W</b>
<b>Oct. 10, 1985</b>	<b>vs. Montreal</b>	<b>3-5</b>	<b>L</b>
Oct. 17, 1984	vs. Vancouver	4-3	W
Oct. 8, 1983	vs. NY Rangers	1-6	L
Oct. 9, 1982	vs. NY Rangers	3-5	L

## ROAD (23-22-9)

<b>Oct. 12, 2021</b>	<b>at Tampa Bay</b>	<b>6-2</b>	<b>W</b>
<b>Jan. 13, 2021</b>	<b>at Philadelphia</b>	<b>3-6</b>	<b>L</b>
Oct. 12, 2019	at Minnesota	7-4	W
Oct. 13, 2018	at Montreal	3-4	L**
Oct. 5, 2017	at Chicago	1-10	L
Oct. 18, 2016	at Montreal	0-4	L
<b>Oct. 8, 2015</b>	<b>at Dallas</b>	<b>0-3</b>	<b>L</b>
Oct. 11, 2014	at Toronto	5-2	W
Oct. 11, 2013	at Florida	3-6	L
<b>Jan. 19, 2013</b>	<b>at Philadelphia</b>	<b>3-1</b>	<b>W</b>
<b>Oct. 6, 2011</b>	<b>at Vancouver</b>	<b>4-3</b>	<b>W**</b>
Oct. 11, 2010	at New Jersey	3-1	W
Oct. 3, 2009	at NY Islanders	4-3	W**
Oct. 20, 2008	at Boston	2-1	W**
<b>Oct. 5, 2007</b>	<b>at Carolina</b>	<b>1-4</b>	<b>L</b>
Oct. 12, 2006	at NY Rangers	6-5	W
<b>Oct. 5, 2005</b>	<b>at New Jersey</b>	<b>1-5</b>	<b>L</b>
Oct. 11, 2003	at Philadelphia	3-3	T*
Oct. 14, 2002	at Toronto	5-4	W
Oct. 14, 2001	at Buffalo	1-4	L
Oct. 19, 2000	at Ottawa	3-3	T*
<b>Oct. 1, 1999</b>	<b>at Dallas</b>	<b>4-6</b>	<b>L</b>
<b>Oct. 10, 1998</b>	<b>at NY Islanders</b>	<b>4-3</b>	<b>W</b>
Oct. 3, 1997	at Carolina	4-3	W
Oct. 8, 1996	at Hartford	3-7	L
Oct. 9, 1995	at Colorado	6-6	T*
<b>Jan. 20, 1995</b>	<b>at Tampa Bay</b>	<b>5-3</b>	<b>W</b>
<b>Oct. 5, 1993</b>	<b>at Philadelphia</b>	<b>3-4</b>	<b>L</b>
Oct. 10, 1992	at Montreal	3-3	T*
<b>Oct. 4, 1991</b>	<b>at Buffalo</b>	<b>5-4</b>	<b>W</b>
<b>Oct. 5, 1990</b>	<b>at Washington</b>	<b>7-4</b>	<b>W</b>
<b>Oct. 5, 1989</b>	<b>at Boston</b>	<b>4-5</b>	<b>L</b>
<b>Oct. 7, 1988</b>	<b>at Washington</b>	<b>6-4</b>	<b>W</b>
<b>Oct. 8, 1987</b>	<b>at NY Rangers</b>	<b>4-4</b>	<b>T*</b>
Oct. 12, 1986	at Chicago	4-1	W
Oct. 16, 1985	at Chicago	5-5	T*
<b>Oct. 11, 1984</b>	<b>at Boston</b>	<b>3-4</b>	<b>L</b>
<b>Oct. 4, 1983</b>	<b>at St. Louis</b>	<b>3-5</b>	<b>L</b>
<b>Oct. 5, 1982</b>	<b>at New Jersey</b>	<b>3-3</b>	<b>T</b>

Season Openers in **Bold****RECORD IN SEASON OPENERS (25-20-7)**

\* = overtime

\*\* = shootout

2000 Season Opener played against Nashville in Japan (3-1 loss)

2008 Season Opener played against Ottawa in Sweden (4-3 OT win)

## OPENERS CONTINUED

### HOME (29-15-10)

Oct. 10, 1981	vs. Quebec	2-1	W
Oct. 11, 1980	vs. Winnipeg	5-4	W
<b>Oct. 10, 1979</b>	<b>vs. Winnipeg</b>	<b>4-2</b>	<b>W</b>
<b>Oct. 11, 1978</b>	<b>vs. Toronto</b>	<b>2-3</b>	<b>L</b>
<b>Oct. 12, 1977</b>	<b>vs. St. Louis</b>	<b>4-2</b>	<b>W</b>
<b>Oct. 6, 1976</b>	<b>vs. Vancouver</b>	<b>9-5</b>	<b>W</b>
Oct. 11, 1975	vs. Washington	7-5	W
Oct. 12, 1974	vs. Detroit	7-2	W
Oct. 13, 1973	vs. NY Rangers	2-8	L
<b>Oct. 7, 1972</b>	<b>vs. Los Angeles</b>	<b>4-2</b>	<b>W</b>
<b>Oct. 9, 1971</b>	<b>vs. Philadelphia</b>	<b>3-2</b>	<b>W</b>
<b>Oct. 10, 1970</b>	<b>vs. Buffalo</b>	<b>1-2</b>	<b>L</b>
<b>Oct. 11, 1969</b>	<b>vs. California</b>	<b>2-2</b>	<b>T</b>
<b>Oct. 12, 1968</b>	<b>vs. Montreal</b>	<b>1-1</b>	<b>T</b>
<b>Oct. 11, 1967</b>	<b>vs. Montreal</b>	<b>1-2</b>	<b>L</b>

### ROAD (23-22-9)

<b>Oct. 6, 1981</b>	<b>at St. Louis</b>	<b>2-6</b>	<b>L</b>
<b>Oct. 9, 1980</b>	<b>at Philadelphia</b>	<b>4-7</b>	<b>L</b>
Oct. 14, 1979	at Boston	4-1	W
Oct. 12, 1978	at Boston	2-8	L
Oct. 14, 1977	at Washington	1-2	L
Oct. 7, 1976	at Montreal	1-10	L
<b>Oct. 7, 1975</b>	<b>at Washington</b>	<b>4-2</b>	<b>W</b>
<b>Oct. 9, 1974</b>	<b>at Minnesota</b>	<b>4-2</b>	<b>W</b>
<b>Oct. 12, 1973</b>	<b>at Atlanta</b>	<b>4-3</b>	<b>W</b>
Oct. 11, 1972	at St. Louis	5-2	W
Oct. 10, 1971	at Buffalo	1-2	L
Oct. 15, 1970	at Minnesota	2-4	L
Oct. 19, 1969	at Boston	0-4	L
Oct. 16, 1968	at Toronto	2-2	T
Oct. 13, 1967	at St. Louis	3-1	W



# SEASON RECORDS

## OVERALL

SEASON	GP	W	L	T	OT	OTL	PTS	GF	GA	FINISHED
<b>1967-68</b>	74	27	34	13	--	--	67	195	216	5th, West
<b>1968-69</b>	76	20	45	11	--	--	51	189	252	5th, West
<b>1969-70</b>	76	26	38	12	--	--	64	182	238	2nd, West
<b>1970-71</b>	78	21	37	20	--	--	62	221	240	6th, West
<b>1971-72</b>	78	26	38	14	--	--	66	220	258	4th, West
<b>1972-73</b>	78	32	37	9	--	--	73	257	265	5th, West
<b>1973-74</b>	78	28	41	9	--	--	65	242	273	5th, West
<b>1974-75</b>	80	37	28	15	--	--	89	326	289	3rd, Norris
<b>1975-76</b>	80	35	33	12	--	--	82	339	303	3rd, Norris
<b>1976-77</b>	80	34	33	13	--	--	81	240	252	3rd, Norris
<b>1977-78</b>	80	25	37	18	--	--	68	254	321	4th, Norris
<b>1978-79</b>	80	36	31	13	--	--	85	281	279	2nd, Norris
<b>1979-80</b>	80	30	37	13	--	--	73	251	303	3rd, Norris
<b>1980-81</b>	80	30	37	13	--	--	73	302	345	3rd, Norris
<b>1981-82</b>	80	31	36	13	--	--	75	310	337	4th, Patrick
<b>1982-83</b>	80	18	53	9	--	--	45	257	394	6th, Patrick
<b>1983-84</b>	80	16	58	6	--	--	38	254	390	6th, Patrick
<b>1984-85</b>	80	24	51	5	--	--	53	276	385	6th, Patrick
<b>1985-86</b>	80	34	38	8	--	--	76	313	305	5th, Patrick
<b>1986-87</b>	80	30	38	12	--	--	72	297	290	5th, Patrick
<b>1987-88</b>	80	36	35	9	--	--	81	319	316	6th, Patrick
<b>1988-89</b>	80	40	33	7	--	--	87	347	349	2nd, Patrick
<b>1989-90</b>	80	32	40	8	--	--	72	318	359	5th, Patrick
<b>1990-91</b>	80	41	33	6	--	--	88	342	305	1st, Patrick
<b>1991-92</b>	80	39	32	9	--	--	87	343	308	3rd, Patrick
<b>1992-93</b>	84	56	21	7	--	--	119	367	268	1st, Patrick
<b>1993-94</b>	84	44	27	13	--	--	101	299	285	1st, Northeast
<b>1994-95</b>	48	29	16	3	--	--	61	181	158	2nd, Northeast
<b>1995-96</b>	82	49	29	4	--	--	102	362	284	1st, Northeast
<b>1996-97</b>	82	38	36	8	--	--	84	285	280	2nd, Northeast
<b>1997-98</b>	82	40	24	18	--	--	98	228	188	1st, Northeast
<b>1998-99</b>	82	38	30	14	--	--	90	242	225	3rd, Atlantic
<b>1999-00</b>	82	37	31	8	6	--	88	241	236	3rd, Atlantic
<b>2000-01</b>	82	42	28	9	3	--	96	281	256	3rd, Atlantic
<b>2001-02</b>	82	28	41	8	5	--	69	198	249	5th, Atlantic
<b>2002-03</b>	82	27	44	6	5	--	65	189	255	5th, Atlantic
<b>2003-04</b>	82	23	47	8	4	--	58	190	303	5th, Atlantic
<b>2005-06</b>	82	22	46	--	--	14	58	243	310	5th, Atlantic
<b>2006-07</b>	82	47	24	--	--	11	105	267	240	2nd, Atlantic
<b>2007-08</b>	82	47	27	--	--	8	102	240	212	1st, Atlantic

SEASON	GP	W	L	T	OT	OTL	PTS	GF	GA	FINISHED
<b>2008-09</b>	82	45	28	--	--	9	99	258	233	2nd, Atlantic
<b>2009-10</b>	82	47	28	--	--	7	101	249	235	2nd, Atlantic
<b>2010-11</b>	82	49	25	--	--	8	106	228	196	2nd, Atlantic
<b>2011-12</b>	82	51	25	--	--	6	108	273	218	2nd, Atlantic
<b>2012-13</b>	48	36	12	--	--	0	72	162	119	1st, Atlantic
<b>2013-14</b>	82	51	24	--	--	7	109	242	204	1st, Metropolitan
<b>2014-15</b>	82	43	27	--	--	12	98	217	204	4th, Metropolitan
<b>2015-16</b>	82	48	26	--	--	8	104	241	199	2nd, Metropolitan
<b>2016-17</b>	82	50	21	--	--	11	111	278	229	2nd, Metropolitan
<b>2017-18</b>	82	47	29	--	--	6	100	270	248	2nd, Metropolitan
<b>2018-19</b>	82	44	26	--	--	12	100	271	238	3rd, Metropolitan
<b>2019-20</b>	69	40	23	--	--	6	86	221	196	3rd, Metropolitan
<b>2020-21</b>	56	37	16	--	--	3	77	193	155	1st, East
<b>2021-22</b>	82	46	25	--	--	11	103	269	222	3rd, Metropolitan

## SEASON RECORDS CONTINUED

## HOME

SEASON	GP	W	L	T	OT	OTL	PTS
1967-68	37	15	12	10	--	--	40
1968-69	38	12	20	6	--	--	30
1969-70	38	17	13	8	--	--	42
1970-71	39	18	12	9	--	--	45
1971-72	39	18	15	6	--	--	42
1972-73	39	24	11	4	--	--	52
1973-74	39	15	18	6	--	--	36
1974-75	40	25	5	10	--	--	60
1975-76	40	23	11	6	--	--	52
1976-77	40	22	12	6	--	--	50
1977-78	40	16	15	9	--	--	41
1978-79	40	23	12	5	--	--	51
1979-80	40	20	13	7	--	--	47
1980-81	40	21	16	3	--	--	45
1981-82	40	21	11	8	--	--	50
1982-83	40	14	22	4	--	--	32
1983-84	40	7	29	4	--	--	18
1984-85	40	17	20	3	--	--	37
1985-86	40	20	15	5	--	--	45
1986-87	40	19	15	6	--	--	44
1987-88	40	22	12	6	--	--	50
1988-89	40	24	13	3	--	--	51
1989-90	40	22	15	3	--	--	47
1990-91	40	25	12	3	--	--	53
1991-92	40	21	13	6	--	--	48
1992-93	42	32	6	4	--	--	68
1993-94	42	25	9	8	--	--	58
1994-95	24	18	5	1	--	--	37
1995-96	41	32	9	0	--	--	64
1996-97	41	25	11	5	--	--	55
1997-98	41	21	10	10	--	--	52
1998-99	41	21	10	10	--	--	52
1999-00	41	23	11	7	0	--	53
2000-01	41	24	15	2	0	--	50
2001-02	41	16	20	4	1	--	37
2002-03	41	15	22	2	2	--	34
2003-04	41	13	22	6	0	--	32
2005-06	41	12	21	--	--	8	32
2006-07	41	26	10	--	--	5	57
2007-08	41	26	10	--	--	5	57

SEASON	GP	W	L	T	OT	OTL	PTS
2008-09	41	25	13	--	--	3	53
2009-10	41	25	12	--	--	4	54
2010-11	41	25	14	--	--	2	52
2011-12	41	29	10	--	--	2	60
2012-13	24	18	6	--	--	0	36
2013-14	41	28	9	--	--	4	60
2014-15	41	23	14	--	--	4	50
2015-16	41	26	11	--	--	4	56
2016-17	41	31	6	--	--	4	66
2017-18	41	30	9	--	--	2	62
2018-19	41	23	14	--	--	4	50
2019-20	35	23	8	--	--	4	50
2020-21	28	22	4	--	--	2	46
2021-22	41	23	13	--	--	5	51

OTL = overtime and shootout losses from 2005-06 to present

T = ties from 1967 to 2003-04

OT = overtime losses from 1999-2000 to 2003-04

## SEASON RECORDS CONTINUED

## ROAD

SEASON	GP	W	L	T	OT	OTL	PTS	SEASON	GP	W	L	T	OT	OTL	PTS
<b>1967-68</b>	37	12	22	3	--	--	27	<b>2008-09</b>	41	20	15	--	--	6	46
<b>1968-69</b>	38	8	25	5	--	--	21	<b>2009-10</b>	41	22	16	--	--	3	47
<b>1969-70</b>	38	9	25	4	--	--	22	<b>2010-11</b>	41	24	11	--	--	6	54
<b>1970-71</b>	39	3	25	11	--	--	17	<b>2011-12</b>	41	22	15	--	--	4	48
<b>1971-72</b>	39	8	23	8	--	--	24	<b>2012-13</b>	24	18	6	--	--	0	36
<b>1972-73</b>	39	8	26	5	--	--	21	<b>2013-14</b>	41	23	15	--	--	3	49
<b>1973-74</b>	39	13	23	3	--	--	29	<b>2014-15</b>	41	20	13	--	--	8	48
<b>1974-75</b>	40	12	23	5	--	--	29	<b>2015-16</b>	41	22	15	--	--	4	48
<b>1975-76</b>	40	12	22	6	--	--	30	<b>2016-17</b>	41	19	15	--	--	7	45
<b>1976-77</b>	40	12	21	7	--	--	31	<b>2017-18</b>	41	17	20	--	--	4	38
<b>1977-78</b>	40	9	22	9	--	--	27	<b>2018-19</b>	41	21	12	--	--	8	50
<b>1978-79</b>	40	13	19	8	--	--	34	<b>2019-20</b>	34	17	15	--	--	2	36
<b>1979-80</b>	40	10	24	6	--	--	26	<b>2020-21</b>	28	15	12	--	--	1	31
<b>1980-81</b>	40	9	21	10	--	--	28	<b>2021-22</b>	41	23	12	--	--	6	52
<b>1981-82</b>	40	10	25	5	--	--	25								
<b>1982-83</b>	40	4	31	5	--	--	13								
<b>1983-84</b>	40	9	29	2	--	--	20								
<b>1984-85</b>	40	7	31	2	--	--	16								
<b>1985-86</b>	40	14	23	3	--	--	31								
<b>1986-87</b>	40	11	23	6	--	--	28								
<b>1987-88</b>	40	14	23	3	--	--	31								
<b>1988-89</b>	40	16	20	4	--	--	36								
<b>1989-90</b>	40	10	25	5	--	--	25								
<b>1990-91</b>	40	16	21	3	--	--	35								
<b>1991-92</b>	40	18	19	3	--	--	39								
<b>1992-93</b>	42	24	15	3	--	--	51								
<b>1993-94</b>	42	19	18	5	--	--	43								
<b>1994-95</b>	24	11	11	2	--	--	24								
<b>1995-96</b>	41	17	20	4	--	--	38								
<b>1996-97</b>	41	13	25	3	--	--	29								
<b>1997-98</b>	41	19	14	8	--	--	46								
<b>1998-99</b>	41	17	20	4	--	--	38								
<b>1999-00</b>	41	14	20	1	6	--	35								
<b>2000-01</b>	41	18	13	7	3	--	46								
<b>2001-02</b>	41	12	21	4	4	--	32								
<b>2002-03</b>	41	12	22	4	3	--	31								
<b>2003-04</b>	41	10	25	2	4	--	26								
<b>2005-06</b>	41	10	25	--	--	6	26								
<b>2006-07</b>	41	21	14	--	--	6	48								
<b>2007-08</b>	41	21	17	--	--	3	45								

OTL = overtime and shootout losses from 2005-06 to present

T = ties from 1967 to 2003-04

OT = overtime losses from 1999-2000 to 2003-04

# FORMER PENGUINS

## FORWARDS/DEFENSEMEN

PLAYER	POS	#	YEARS	REGULAR SEASON					PLAYOFFS				
				GP	G	A	PTS	PIM	GP	G	A	PTS	PIM
<b>A</b>													
RAMZI ABID	LW	34/19	2003-04	19	3	2	5	29	--	--	--	--	--
CRAIG ADAMS	C	27	2009-15	453	18	53	71	300	77	7	5	12	64
ANDREW AGOZZINO	LW	26	2019-20	17	0	2	2	4	--	--	--	--	--
PETER AHOLA	D	6	1992-93	22	0	1	1	14	--	--	--	--	--
BRAD AITKEN	LW	17/35	1987-88/ 90-91	11	1	2	3	25	--	--	--	--	--
PETER ALLEN	D	39/38	1995-96	8	0	0	0	8	--	--	--	--	--
RUSS ANDERSON	D	7	1976-82	353	15	77	92	684	10	0	3	3	28
PAUL ANDREA	RW	22	1967-69	90	18	27	45	4	--	--	--	--	--
GREG ANDRUSAK	D	4/36/37/ 28/49	1993-96/ 1999	19	0	5	5	12	12	1	0	1	6
ANTHONY ANGELLO	RW	57	2019-22	31	3	2	5	14	--	--	--	--	--
LOU ANGOTTI	C	7	1968-69	71	17	20	37	36	--	--	--	--	--
SHAWN ANTOSKI	LW	11	1996	13	0	0	0	49	--	--	--	--	--
SYL APPS	C	26	1970-78	495	151	349	500	241	19	4	4	8	23
JOHN ARBOUR	D	3	1968-69	17	0	2	2	35	--	--	--	--	--
MARK ARCOBELLO	C	26	2015	10	0	2	2	2	--	--	--	--	--
COLBY ARMSTRONG	RW	20	2005-08	181	37	61	98	175	5	0	1	1	11
CHUCK ARNASON	RW	9	1973-76	149	46	40	86	50	9	2	4	6	4
ARRON ASHAM	RW	45	2010-12	108	10	17	27	122	10	3	1	4	12
ZACH ASTON-REESE	RW	46/12	2018-22	230	32	34	66	99	23	1	3	4	8
DON AWREY	D	24	1976-77	79	1	12	13	40	3	0	1	1	0
<b>B</b>													
WAYNE BABYCH	RW	10/26	1984-85	67	20	34	54	35	--	--	--	--	--
MATTHEW BARNABY	RW	36	1999-01	129	15	18	33	399	24	0	2	2	64
STU BARNES	C	20/14	1996-99	204	67	69	136	66	11	3	4	7	2
DOUG BARRIE	D	23	1968-69	8	1	1	2	8	--	--	--	--	--
LEN BARRIE	C	9	1994-96	53	3	11	14	84	4	1	0	1	8
ANDY BATHGATE	RW	9	1967-68/ 70-71	150	35	68	103	89	--	--	--	--	--
NOLAN BAUMGARTNER	D	6	2003	5	0	0	0	2	--	--	--	--	--
PAUL BAXTER	D	4	1980-83	202	25	69	94	851	10	0	1	1	42
KRIS BEECH	C	16/24	2001-04/ 2008	100	10	17	27	59	--	--	--	--	--
ROGER BELANGER	C	24	1984-85	44	3	5	8	32	--	--	--	--	--
NEIL BELLAND	D	22	1986-87	3	0	1	1	0	--	--	--	--	--
BEAU BENNETT	RW	19	2013-16	129	16	29	45	32	21	2	4	6	8
HARVEY BENNETT	C	28	1974-75	32	3	3	6	53	--	--	--	--	--
JOSEF BERANEK	LW	15/18	1996-97/ 00-01	91	16	19	35	65	29	0	5	5	8
DRAKE BEREHOWSKY	D	6/44/55	1995-96/ 03-04	52	5	16	21	63	1	0	0	0	0
YVES BERGERON	RW	20/27	1974-75/ 76-77	3	0	0	0	0	--	--	--	--	--

## FORMER PENGUINS CONTINUED

## FORWARDS/DEFENSEMEN

PLAYER	POS	#	YEARS	REGULAR SEASON					PLAYOFFS				
				GP	G	A	PTS	PIM	GP	G	A	PTS	PIM
MARC BERGEVIN	D	3/25	2000-01/ 02-03 / 03-04	157	4	17	21	89	12	0	1	1	2
STEFAN BERGKVIST	D	33/3	1995-97	7	0	0	0	9	4	0	0	0	2
RICK BERRY	D	6	2002	13	0	2	2	21	--	--	--	--	--
NICK BEVERLEY	D	25	1973-74	67	2	14	16	21	--	--	--	--	--
WAYNE BIANCHIN	LW	14	1973-79	265	68	41	109	130	3	0	1	1	6
LARRY BIGNELL	D	23/24	1973-75	20	0	3	3	2	3	0	0	0	2
PAUL BISSONNETTE	D/RW	67/16	2008-09	15	0	1	1	22	--	--	--	--	--
NICK BJUGSTAD	RW	27	2019-20	45	10	6	16	22	4	0	0	0	2
SCOTT BJUGSTAD	RW	27	1988-89	24	3	0	3	4	--	--	--	--	--
BOB BLACKBURN	D	4	1969-71	124	8	12	20	105	6	0	0	0	4
TOM BLADON	D	2	1978-80	135	6	29	35	99	8	0	5	5	2
MIKE BLAISDELL	RW	26	1985-87	76	16	15	31	38	--	--	--	--	--
JOSEPH BLANDISI	C	36	2019-20	27	2	3	5	10					
DOUG BODGER	D	3/33	1984-88	299	35	132	167	292	--	--	--	--	--
ERIC BOGUNIECKI	RW	18/23	2005-06	38	5	6	11	29	--	--	--	--	--
PATRICK BOILEAU	D	5	2003-04	16	3	4	7	8	--	--	--	--	--
LEO BOIVIN	D	2	1967-69	114	14	26	40	100	--	--	--	--	--
BRIAN BONIN	C	17	1999	5	0	0	0	0	3	0	0	0	0
NICK BONINO	C	13	2015-17	143	27	39	66	47	45	8	17	25	14
DENNIS BONVIE	RW	16	1999-01	31	0	0	0	80	--	--	--	--	--
ROBERT BORTUZZO	D	41	2011-15	113	4	16	20	171	8	0	1	1	4
JOEL BOUCHARD	D	39	2003	7	0	1	1	0	--	--	--	--	--
PHILIPPE BOUCHER	D	43	2008-09	25	3	3	6	24	9	1	3	4	4
BOB BOUGHNER	D	6	2000-01	69	2	3	5	216	29	0	3	3	37
CHRIS BOURQUE	LW	12	2009	20	0	3	3	10	--	--	--	--	--
PHIL BOURQUE	LW/D	2/4/29	1983-84/ 85-92	344	75	89	164	435	56	13	12	25	107
PAT BOUTETTE	LW	15	1981-84	247	65	109	174	548	5	3	1	4	8
ZACH BOYCHUK	LW	17	2013	7	0	0	0	2	--	--	--	--	--
RANDY BOYD	D	8	1981-83	84	4	17	21	126	3	0	0	0	11
WALLY BOYER	C	18	1968-72	203	32	62	94	81	10	1	2	3	0
BRIAN BOYLE	LW	11	2021-22	66	11	10	21	27	6	0	2	2	0
MATT BRADLEY	RW	8	2003-04	82	7	9	16	65	--	--	--	--	--
DERICK BRASSARD	C	19	2018-19	54	12	11	23	33	12	1	3	4	4
TIM BRENT	C	47	2008	1	0	0	0	0	--	--	--	--	--
ANDY BRICKLEY	LW	23	1983-85	95	25	35	60	19	--	--	--	--	--
MICHEL BRIERE	C	21	1969-70	76	12	32	44	20	10	5	3	8	17
DOUG BROWN	RW	24	1993-95	77	18	37	55	18	6	0	0	0	2
GREG BROWN	D	34	1993-94	36	3	8	11	28	6	0	1	1	4
ROB BROWN	RW	44	1987-91/ 97-00	414	150	192	342	392	41	9	10	19	34
KELLY BUCHBERGER	RW	7	2003-04	71	1	3	4	109	--	--	--	--	--

## FORMER PENGUINS CONTINUED

## FORWARDS/DEFENSEMEN

PLAYER	POS	#	YEARS	REGULAR SEASON					PLAYOFFS				
				GP	G	A	PTS	PIM	GP	G	A	PTS	PIM
<b>MIKE BULLARD</b>	C	22	1980-86	382	185	175	360	390	9	4	4	8	4
<b>TED BULLEY</b>	LW	26/24	1983-84	26	3	2	5	12	--	--	--	--	--
<b>CHARLIE BURNS</b>	C	9	1968-69	76	13	38	51	22	--	--	--	--	--
<b>ROBIN BURNS</b>	LW	25/20/10	1970-73	41	0	5	5	32	--	--	--	--	--
<b>DAVE BURROWS</b>	D	4/8	1971-78/ 80-82	573	24	108	132	301	20	1	3	4	16
<b>ROD BUSKAS</b>	D	7	1982-89/ 1990	431	16	48	64	959	10	0	0	0	23
<b>SVEN BUTENSCHON</b>	D	48/22	1997-2001	33	0	1	1	14	--	--	--	--	--
<b>C</b>													
<b>ERIC CAIRNS</b>	D	33	2006-07	28	1	0	1	92	--	--	--	--	--
<b>JOCK CALLANDER</b>	RW	14/36	1987-90/ 91-92	101	21	28	49	114	22	3	8	11	12
<b>COLIN CAMPBELL</b>	D	6	1974-76/ 77-79	243	14	52	66	517	19	2	7	9	51
<b>DAVE CAPUANO</b>	RW	15	1989-90	6	0	0	0	2	--	--	--	--	--
<b>LUCA CAPUTI</b>	LW	61/39	2009-10	9	2	1	3	6	--	--	--	--	--
<b>STEVE CARDWELL</b>	LW	15/20	1970-73	53	9	11	20	35	4	0	0	0	2
<b>RANDY CARLYLE</b>	D	25	1978-84	397	66	257	323	582	22	6	8	14	41
<b>GENE CARR</b>	C	28	1977-78	70	17	37	54	76	--	--	--	--	--
<b>TOM CASSIDY</b>	C	25/11	1977	26	3	4	7	15	--	--	--	--	--
<b>JAY CAUFIELD</b>	RW	16	1988-93	194	3	7	10	714	14	0	0	0	30
<b>CODY CECI</b>	D	4	2020-21	53	4	13	17	10	6	0	2	2	0
<b>JOHN CHABOT</b>	C	9	1984-87	216	36	98	134	26	--	--	--	--	--
<b>BLAIR CHAPMAN</b>	RW	9	1976-79	227	48	51	99	71	10	2	1	3	9
<b>TODD CHARLESWORTH</b>	D	2/6/27/34	1983-88	86	3	9	12	41	--	--	--	--	--
<b>MARC CHORNEY</b>	D	16/24	1980-83	139	5	18	23	151	7	0	1	1	2
<b>TAYLOR CHORNEY</b>	D	44	2014-15	7	0	0	0	0	5	0	0	0	2
<b>TOM CHORSKE</b>	LW	17	1999-00	33	1	5	6	2	--	--	--	--	--
<b>ERIK CHRISTENSEN</b>	C	16	2005-08	143	33	33	66	88	4	0	0	0	6
<b>JEFF CHRISTIAN</b>	LW	34/28/72	1995-97	15	2	2	4	15	--	--	--	--	--
<b>JEFF CHYCHRUN</b>	D	6	1992	18	0	1	1	37	--	--	--	--	--
<b>KIM CLACKSON</b>	D	6	1979-80	45	0	3	3	166	3	0	0	0	37
<b>ADAM CLENDENING</b>	D	2	2015-16	9	0	1	1	10	--	--	--	--	--
<b>PAUL COFFEY</b>	D	77	1987-92	331	108	332	440	573	23	4	22	26	37
<b>IAN COLE</b>	D	28	2015-18	218	9	50	59	190	54	1	13	14	44
<b>BLAKE COMEAU</b>	LW	17	2014-15	61	16	15	31	65	5	1	0	1	8
<b>MIKE COMRIE</b>	C	19	2010-11	21	1	5	6	18	--	--	--	--	--
<b>CHRIS CONNER</b>	RW	16/18/23	2009-11/ 13-14	87	13	11	24	12	8	1	0	1	0
<b>MATT COOKE</b>	LW	24	2008-13	352	67	83	150	416	58	5	16	21	95
<b>RENE CORBET</b>	LW	9	2000-01	47	9	9	18	57	24	2	1	3	21
<b>FRANK CORRADO</b>	D	20/18	2017-18	7	0	0	0	4	--	--	--	--	--
<b>MIKE CORRIGAN</b>	LW	27	1976-78	98	22	39	61	46	2	0	0	0	0
<b>JACQUES COSSETTE</b>	RW	20/27	1975-76/ 77-79	64	8	6	14	29	3	0	1	1	4

## FORMER PENGUINS CONTINUED

## FORWARDS/DEFENSEMEN

PLAYER	POS	#	YEARS	REGULAR SEASON					PLAYOFFS				
				GP	G	A	PTS	PIM	GP	G	A	PTS	PIM
<b>RYAN CRAIG</b>	C	23	2011	6	0	0	0	22	--	--	--	--	--
<b>CORY CROSS</b>	D	4	2006	6	0	1	1	6	--	--	--	--	--
<b>BRUCE CROWDER</b>	RW	28	1984-85	26	4	7	11	23	--	--	--	--	--
<b>GREG CROZIER</b>	LW	32	2000-01	1	0	0	0	0	--	--	--	--	--
<b>JOHN CULLEN</b>	C	11	1988-91/ 94-95	262	88	184	272	399	20	3	8	11	36
<b>MATT CULLEN</b>	C	7	2015-17/18-19	225	36	47	83	64	53	6	9	15	32
<b>RANDY CUNNEYWORTH</b>	LW	15	1985-89	295	101	115	216	515	11	3	5	8	26
<b>JOSH CURRIE</b>	RW	41	2020-21	1	0	0	0	0	--	--	--	--	--
<b>KEVIN CZUCZMAN</b>	D	27	2020-21	2	0	0	0	0	--	--	--	--	--
<b>D</b>													
<b>MATT D'AGOSTINI</b>	RW	22	2013	8	0	1	1	4	--	--	--	--	--
<b>CHRIS DAHLQUIST</b>	D	2/4	1985-90	195	10	26	36	219	2	0	0	0	0
<b>ALEXANDRE DAIGLE</b>	RW	11	2002-03	33	4	3	7	8	--	--	--	--	--
<b>J.J. DAIGNEAULT</b>	D	36	1996-97	66	6	17	23	59	17	1	9	10	36
<b>TREVOR DALEY</b>	D	6	2015-17	109	11	30	41	63	36	2	9	11	34
<b>JEFF DANIELS</b>	LW	43/18/20	1990-94	134	8	11	19	36	12	3	2	5	0
<b>KIM DAVIS</b>	LW	16/22/30	1977-81	34	5	7	12	47	4	0	0	0	0
<b>BILLY DEA</b>	LW	14	1967-69	139	26	20	46	12	--	--	--	--	--
<b>JEAN-SEBASTIEN DEA</b>	C	39	2017-18	9	2	0	2	6	--	--	--	--	--
<b>NELSON DEBENEDET</b>	LW	23	1974-75	31	6	3	9	11	--	--	--	--	--
<b>DEAN DEFAZIO</b>	LW	12	1983-84	22	0	2	2	28	--	--	--	--	--
<b>GILBERT DELORME</b>	D	27	1989-90	54	3	7	10	44	--	--	--	--	--
<b>AB DEMARCO</b>	D	5	1974	42	9	13	22	8	--	--	--	--	--
<b>LARRY DEPALMA</b>	LW	12	1993-94	7	1	0	1	5	1	0	0	0	0
<b>SIMON DESPRES</b>	D	47	2011-15	144	5	28	33	120	6	0	0	0	2
<b>BOB DILLABOUGH</b>	LW	15	1967-68	61	7	12	19	20	--	--	--	--	--
<b>GORD DINEEN</b>	D	5	1988-92	117	2	10	12	175	11	0	2	2	8
<b>THOMAS DI PAULI</b>	C	54	2020	2	0	0	0	10	--	--	--	--	--
<b>BOBBY DOLLAS</b>	D	8	1998-99/ 2001	75	2	8	10	64	13	1	0	1	6
<b>ROBERT DOME</b>	C/LW	15/59	1997-2000	52	7	7	14	12	--	--	--	--	--
<b>SHEAN DONOVAN</b>	RW	18	2002-03	65	6	6	12	34	--	--	--	--	--
<b>STEVE DOWNIE</b>	RW	23	2014-15	72	14	14	28	238	5	0	2	2	4
<b>NICK DRAZENOVIC</b>	C	40	2014	1	0	0	0	2	--	--	--	--	--
<b>JUSTIN DUBERMAN</b>	RW	37	1994	4	0	0	0	0	--	--	--	--	--
<b>RON DUGUAY</b>	RW	10/35	1986-87	53	11	20	31	36	--	--	--	--	--
<b>MICKI DUPONT</b>	D	47	2006	3	0	1	1	4	--	--	--	--	--
<b>PASCAL DUPUIS</b>	LW	9	2008-16	452	109	138	247	197	77	14	19	33	44
<b>STEVE DURBANO</b>	D	7	1974-76	66	4	23	27	309	--	--	--	--	--
<b>STEVE DYKSTRA</b>	D	22	1988-89	65	1	6	7	126	1	0	0	0	2
<b>JOE DZIEDZIC</b>	LW	16	1995-97	128	14	14	28	131	21	1	3	4	23

## FORMER PENGUINS CONTINUED

## FORWARDS/DEFENSEMEN

PLAYER	POS	#	YEARS	REGULAR SEASON					PLAYOFFS				
				GP	G	A	PTS	PIM	GP	G	A	PTS	PIM
<b>E</b>													
MIKE EASTWOOD	C	20	2003-04	82	4	15	19	40	--	--	--	--	--
MARK EATON	D	3/7/4	2006-10/2013	241	7	24	31	86	50	4	9	13	14
ANDREW EBBETT	C	25	2013-15	33	1	6	7	2	--	--	--	--	--
DARRYL EDESTRAND	D	25	1970-73	158	25	47	72	140	4	0	2	2	0
TOM EDUR	D	2	1977-78	58	5	38	43	18	--	--	--	--	--
CHRISTIAN EHRHOFF	D	10	2014-15	49	3	11	14	26	--	--	--	--	--
NILS EKMAN	LW	28	2006-07	34	6	9	15	24	1	0	0	0	0
SHANE ENDICOTT	C	41/23/14	2001-02/ 05-06	45	1	2	3	47	--	--	--	--	--
DERYK ENGELLAND	D	5	2009-14	243	13	34	47	308	13	0	1	1	22
BRYAN ERICKSON	RW	14	1988	11	1	4	5	0	--	--	--	--	--
BOB ERREY	LW	10/12	1983-93	572	132	140	272	651	49	9	4	13	51
<b>F</b>													
PAT FALLOON	RW	14	2000	30	4	9	13	10	10	1	0	1	2
BOBBY FARNHAM	LW	34/24	2014-15	14	0	0	0	29	--	--	--	--	--
RICO FATA	LW	19/9	2003-05	120	21	26	47	74	--	--	--	--	--
MARIO FAUBERT	D	5/24/28	1974-78/ 79-82	231	21	90	111	222	10	2	2	4	6
RUSLAN FEDOTENKO	LW	26	2008-10	145	27	42	69	94	30	7	7	14	8
ERIC FEHR	C	16	2015-17	107	14	11	25	33	23	3	1	4	6
TONY FELTRIN	D	33	1980-83	38	3	3	6	44	--	--	--	--	--
ANDREW FERENCE	D	7	1999-03	163	11	25	36	157	18	3	7	10	16
GEORGE FERGUSON	RW	11	1978-83	310	89	106	195	162	22	4	11	15	13
CHRIS FERRARO	RW	47/57	1997-98	46	3	4	7	43	--	--	--	--	--
PETER FERRARO	RW	45/17	1997-98	29	3	4	7	12	--	--	--	--	--
JONATHAN FILEWICH	RW	38/34	2007-08	5	0	0	0	0	--	--	--	--	--
RUSTY FITZGERALD	LW	34/52	1994-96	25	2	2	4	12	5	0	0	0	4
JOHN FLESCH	LW	11	1978	29	7	5	12	19	--	--	--	--	--
RON FLOCKHART	C	9	1983-84	80	27	23	50	44	--	--	--	--	--
DAN FOCHT	D	4	2003-04	64	2	6	8	124	--	--	--	--	--
BRYAN FOGARTY	D	33	1992-93	12	0	4	4	4	--	--	--	--	--
VAL FONTEYNE	LW	8	1967-72	349	39	82	121	4	14	0	2	2	2
COREY FOSTER	D	36/4	1995-96	11	2	2	4	2	3	0	0	0	4
GREG FOX	D	4/2	1983-85	75	4	10	14	92	--	--	--	--	--
RON FRANCIS	C	9/10	1991-98	533	164	449	613	295	97	32	68	100	67
DAN FRAWLEY	RW	28	1985-90	240	33	37	70	610	--	--	--	--	--
<b>G</b>													
MAXIM GALANOV	D	47	1998-99	51	4	3	7	14	1	0	0	0	0
ALEX GALCHENYUK	C	18	2019-20	45	5	12	17	10	--	--	--	--	--



## FORMER PENGUINS CONTINUED

## FORWARDS/DEFENSEMEN

PLAYER	POS	#	YEARS	REGULAR SEASON					PLAYOFFS				
				GP	G	A	PTS	PIM	GP	G	A	PTS	PIM
PERRY GANCHAR	RW	20/8	1987-89	33	2	5	7	36	--	--	--	--	--
PAUL GARDNER	C	20/30	1980-84	207	98	105	203	105	10	2	5	7	10
ROB GARNER	C	24	1982-83	1	0	0	0	0	--	--	--	--	--
STEVE GATZOS	RW	26/28	1981-85	89	15	20	35	83	1	0	0	0	0
FREDERICK GAUDREAU	C	11	2020-21	19	2	8	10	2	6	1	2	3	2
CAMERON GAUNCE	D	24	2017	12	1	3	4	13	--	--	--	--	--
ROBERT GEALE	C	28	1984-85	1	0	0	0	2	--	--	--	--	--
BRIAN GIBBONS	C	49	2013-14	41	5	12	17	6	8	2	1	3	2
LEE GIFFIN	RW	11/17/34	1986-88	27	1	3	4	9	--	--	--	--	--
ED GILBERT	C	23	1976	45	1	1	2	0	--	--	--	--	--
STAN GILBERTSON	LW	15	1975-77	115	19	17	36	19	3	1	1	2	2
RANDY GILHEN	C	15/19	1989-91	133	20	21	41	105	16	1	0	1	14
HAL GILL	D	2	2008-09	80	3	11	14	69	44	0	3	3	18
BOB GLADNEY	D	33	1983-84	13	1	5	6	2	--	--	--	--	--
TANNER GLASS	LW	15	2013-14	115	5	10	15	152	13	1	0	1	8
MARCEL GOC	C	57	2014-15	55	2	6	8	8	9	0	1	1	4
ERIC GODARD	RW	28	2008-11	135	3	7	10	352	--	--	--	--	--
DAVE GOERTZ	D	32	1987-88	2	0	0	0	2	--	--	--	--	--
ALEX GOLIGOSKI	D	67/13/3	2008-11	177	23	67	90	68	15	2	8	10	2
SERGEI GONCHAR	D	55	2005-10	322	54	205	259	313	60	7	37	44	26
STEVE GOTAAS	C	16	1987-88	36	5	6	11	45	--	--	--	--	--
PAT GRAHAM	LW	24	1981-83	62	7	13	20	71	4	0	0	0	2
DEREK GRANT	C	38	2018	25	2	3	5	6	--	--	--	--	--
TUOMAS GRONMAN	D	42	1997-99	22	1	2	3	25	1	0	0	0	0
SCOTT GRUHL	LW	38	1987-88	6	1	0	1	0	--	--	--	--	--
ERIK GUDBRANSON	D	44	2019	26	0	2	2	8	4	1	0	1	2
NATE GUENIN	D	2	2009	2	0	0	0	0	--	--	--	--	--
BILL GUERIN	RW	13	2009-10	95	26	31	57	93	35	11	13	24	17
<b>H</b>													
VIC HADFIELD	LW	11	1974-77	163	61	79	140	118	12	5	2	7	11
CARL HAGELIN	LW	62	2015-18	195	27	56	83	74	48	10	11	21	35
RON HAINSEY	D	65	2017	16	0	3	3	4	25	2	6	8	6
ANDERS HAKANSSON	LW	11	1982-83	62	9	12	21	26	--	--	--	--	--
ADAM HALL	C	18/28	2007-08	46	2	4	6	24	17	3	1	4	8
JIM HAMILTON	LW	13/23/28	1978-85	95	14	18	32	28	6	3	0	3	0
DAVE HANNAN	C	20/32	1981-88/ 88-89	355	60	88	148	530	8	0	1	1	4
NICK HARBARUK	RW	11	1969-73	308	40	61	101	257	14	3	1	4	20
SCOTT HARRINGTON	D	6	2014-15	10	0	0	0	4	--	--	--	--	--
BILLY HARRIS	C	15	1968-69	55	7	13	20	8	--	--	--	--	--
KEVIN HATCHER	D	4	1996-99	220	45	95	140	193	24	4	4	8	20

## FORMER PENGUINS CONTINUED

## FORWARDS/DEFENSEMEN

PLAYER	POS	#	YEARS	REGULAR SEASON					PLAYOFFS				
				GP	G	A	PTS	PIM	GP	G	A	PTS	PIM
<b>GREG HAWGOOD</b>	D	4	1994-95	33	2	6	8	33	1	0	0	0	0
<b>SHAWN HEINS</b>	D	57	2003	27	1	1	2	33	--	--	--	--	--
<b>BRYAN HEXTALL</b>	C	7	1969-74	335	71	115	186	498	14	0	3	3	43
<b>BILLY HICKE</b>	RW	9	1971	12	2	0	2	6	--	--	--	--	--
<b>ALEX HICKS</b>	C	33	1996-98	113	12	28	40	130	11	0	1	1	4
<b>WAYNE HICKS</b>	RW	16	1967-68	15	4	7	11	2	--	--	--	--	--
<b>ANDY HILBERT</b>	C	9	2006	19	7	11	18	16	--	--	--	--	--
<b>RANDY HILLIER</b>	D	23/34	1984-91	343	13	79	92	594	17	0	1	1	73
<b>TODD HLUSHKO</b>	LW	28	1999	--	--	--	--	--	2	0	0	0	0
<b>BRIAN HOLZINGER</b>	C	15	2002-03	70	7	17	24	44	--	--	--	--	--
<b>MARIAN HOSSA</b>	RW	18	2008	12	3	7	10	6	20	12	14	26	12
<b>PATRIC HORNQVIST</b>	RW	72	2014-2	407	132	132	264	222	66	22	16	38	60
<b>TIM HORTON</b>	D	3/24	1971-72	44	2	9	11	40	4	0	1	1	2
<b>GREG HOTHAM</b>	D	6	1982-85	170	11	63	74	118	5	0	3	3	6
<b>JAN HRDINA</b>	C	38	1998-03	366	79	148	227	215	40	10	14	24	22
<b>JIRI HRDINA</b>	C	38	1990-92	93	9	27	36	29	34	2	4	6	22
<b>TIM HRYNEWICH</b>	LW	28	1982-84	55	6	8	14	82	--	--	--	--	--
<b>LEX HUDSON</b>	D	5	1978-79	2	0	0	0	0	2	0	0	0	0
<b>MIKE HUDSON</b>	C	14/16	1995	40	2	9	11	34	11	0	0	0	6
<b>PAT HUGHES</b>	RW	24	1979-81	134	28	23	51	239	5	0	0	0	21
<b>DAVE HUNTER</b>	LW	20	1987-88	59	11	18	29	77	--	--	--	--	--
<b>MATT HUNWICK</b>	D	22	2017-18	42	4	6	10	21	--	--	--	--	--
<b>MATT HUSSEY</b>	C	49/7/28	2004-05	16	2	2	4	0	--	--	--	--	--
<b>ANDREW HUTCHINSON</b>	D	8	2010	5	0	1	1	6	--	--	--	--	--
<b>I</b>													
<b>JAROME IGINLA</b>	RW	12	2013	13	5	6	11	9	15	4	8	12	16
<b>VICTOR IGNATJEV</b>	D	46/23	1998-99	11	0	1	1	6	1	0	0	0	2
<b>EARL INGARFIELD</b>	C	10	1967-69	90	23	37	60	16	--	--	--	--	--
<b>J</b>													
<b>RIC JACKMAN</b>	D	55/22	2004-06	74	13	39	52	60	--	--	--	--	--
<b>JAROMIR JAGR</b>	RW	68	1990-01	806	439	640	1079	593	140	65	82	147	121
<b>JOHN JAKOPIN</b>	D	23	2000-01	19	0	4	4	42	--	--	--	--	--
<b>CONNOR JAMES</b>	LW	36	2007-09	14	1	0	1	2	--	--	--	--	--
<b>MARK JANKOWSKI</b>	C	14	2020-21	45	4	7	11	6	--	--	--	--	--
<b>ARTO JAVANAINEN</b>	RW	19	1984-85	14	4	1	5	2	--	--	--	--	--
<b>DUSTIN JEFFREY</b>	C	42/15/17	2008-13	100	15	13	28	10	--	--	--	--	--
<b>GRANT JENNINGS</b>	D	3	1991-95	210	7	21	28	357	38	1	1	2	38
<b>ANDREAS JOHANSSON</b>	C	38	1996-98	77	7	17	24	40	1	0	0	0	0
<b>MATHIAS JOHANSSON</b>	C	20	2003	12	1	5	6	4	--	--	--	--	--

## FORMER PENGUINS CONTINUED

## FORWARDS/DEFENSEMEN

PLAYER	POS	#	YEARS	REGULAR SEASON					PLAYOFFS				
				GP	G	A	PTS	PIM	GP	G	A	PTS	PIM
ADAM JOHNSON	C	47	2018-20	13	1	3	4	2	--	--	--	--	--
GREG JOHNSON	C	20/9	1997	37	8	9	17	16	5	1	0	1	2
JACK JOHNSON	D	73, 3	2018-20	149	4	20	24	67	7	0	0	0	6
JIM JOHNSON	D	6	1985-90	390	14	95	109	658	11	0	5	5	44
MARK JOHNSON	C	9	1980-82	136	23	39	62	84	10	4	3	7	6
NICK JOHNSON	RW	42/38	2010-11	10	2	3	5	7	--	--	--	--	--
JUSSI JOKINEN	LW	36	2013-14	91	28	40	68	24	21	7	6	13	14
STAN JONATHAN	LW	9	1982-83	19	0	3	3	13	--	--	--	--	--
RON JONES	D	6	1973-74	25	0	3	3	15	--	--	--	--	--
HANS JONSSON	D	8	1999-03	242	10	38	48	92	27	0	1	1	14
JOSH JOORIS	C	16	2018	9	0	0	0	0	--	--	--	--	--
CHRIS JOSEPH	D	22/23	1987/ 95-96	120	10	28	38	129	25	2	1	3	20
<b>K</b>													
MARK KACHOWSKI	LW	26	1987-90	64	6	5	11	209	--	--	--	--	--
SHELDON KANNEGIESSER	D	6/16	1971-73	75	2	6	8	76	--	--	--	--	--
DOMINIK KAHUN	C	24	2019-20	50	10	17	27	8	--	--	--	--	--
LADISLAV KARABIN	LW	14/37	1993-94	9	0	0	0	2	--	--	--	--	--
DARIUS KASPARAITIS	D	26/11	1996-02	405	15	68	83	661	38	2	2	4	50
RICK KEHOE	RW	8/17	1974-85	722	312	324	636	88	37	4	17	21	2
BOB KELLY	LW	22	1974-77	250	69	85	154	462	15	6	3	9	23
TYLER KENNEDY	RW	48	2007-13	372	76	92	168	181	76	12	15	27	25
DAN KESA	RW	28/25	1998-99	67	2	8	10	27	13	1	0	1	0
PHIL KESSEL	RW	81	2015-19	328	110	193	303	102	64	20	36	56	10
RICK KESSELL	C	14/15/23	1969-73	84	2	18	20	4	--	--	--	--	--
OREST KINDRACHUK	C	26	1978-81	144	38	80	118	181	7	4	1	5	7
PETR KLIMA	RW	26/85	1996	9	1	3	4	4	--	--	--	--	--
ROB KLINKHAMMER	LW	20	2014-15	10	1	2	3	0	--	--	--	--	--
CHUCK KOBASEW	RW	12	2013-14	33	2	0	2	15	--	--	--	--	--
KONSTANTIN KOLTSOV	RW	48/71	2003-06	144	12	26	38	50	--	--	--	--	--
GEORGE KONIK	D	18	1967-68	52	7	8	15	26	--	--	--	--	--
CHRIS KONTOS	C	14	1987-88	67	9	16	25	18	--	--	--	--	--
TOM KOSTOPOULOS	RW	36/37	2001-04	79	10	16	26	76	--	--	--	--	--
ALEXEI KOVALEV	RW	27/72	1998-03/ 2011	365	151	203	354	373	46	12	18	30	50
MILAN KRAFT	C	14	2000-04	207	41	41	82	52	8	0	0	0	2
FRANTISEK KUCERA	D	26	2001	7	0	2	2	0	--	--	--	--	--
TOM KUHNHACKL	LW	34	2016-18	168	11	28	39	48	47	3	4	7	8
CHRIS KUNITZ	LW	14	2009-17	569	169	219	388	389	126	23	53	76	113
JOEL KWIATKOWSKI	D	6	2007	1	0	0	0	0	--	--	--	--	--
JIM KYTE	D	3	1989-90	57	3	1	4	127	--	--	--	--	--

## FORMER PENGUINS CONTINUED

## FORWARDS/DEFENSEMEN

PLAYER	POS	#	YEARS	REGULAR SEASON					PLAYOFFS				
				GP	G	A	PTS	PIM	GP	G	A	PTS	PIM
<b>L</b>													
YVON LABRE	D	15/20	1970-71/ 73-74	37	2	3	5	32	--	--	--	--	--
DAN LACOUTURE	LW	22/33	2001-03	137	8	13	21	157	5	0	0	0	2
SAM LAFFERTY	C/LW	37/18	2019-22	94	6	15	21	64	1	0	0	0	0
PETE LAFRAMBOISE	LW	27	1975-76	35	5	13	18	8	9	1	0	1	0
JEAN GUY LAGACE	D	23/24	1968-69/ 72-75	106	4	20	24	119	--	--	--	--	--
RON LALONDE	C	16	1972-74	106	10	20	30	16	--	--	--	--	--
MITCH LAMOUREUX	C	12	1983-85	70	11	9	20	59	--	--	--	--	--
ROBERT LANG	C	20	1997-02	345	103	158	261	96	45	7	12	19	6
TED LANYON	D	23/5	1967-68	5	0	0	0	4	--	--	--	--	--
MAXIM LAPIERRE	C	40	2015	35	0	2	2	16	5	0	0	0	0
GEORGES LARAQUE	RW	27	2007-08	88	4	11	15	159	17	1	2	3	4
PIERRE LAROUCHE	C	10	1974-77	240	119	134	253	99	15	2	9	11	2
BRAD LAUER	LW	36/14	1995-96	21	4	1	5	6	12	1	1	2	4
JANNE LAUKKANEN	D	5	2000-03	125	11	37	48	82	29	4	6	10	24
KEVIN LAVALLEE	LW	16	1986-87	33	8	20	28	4	--	--	--	--	--
JAMIE LEACH	RW	20/27	1989-92	60	7	7	14	10	--	--	--	--	--
STEVE LEACH	RW	23	1999-00	56	2	3	5	24	--	--	--	--	--
PATRICK LEBEAU	LW	18	1998-99	8	1	0	1	2	--	--	--	--	--
BILL LECAINE	RW	17	1968-69	4	0	0	0	0	--	--	--	--	--
JOHN LECLAIR	LW	10	2005-06	94	24	34	58	73	--	--	--	--	--
DOUG LECUYER	LW	23	1982	12	1	4	5	12	--	--	--	--	--
PETER LEE	RW	10	1977-83	431	114	131	245	257	19	0	8	8	4
GUILLAUME LEFEBVRE	LW	33/11	2003-06	21	2	4	6	9	--	--	--	--	--
PETTERI LEHTO	D	8	1984-85	6	0	0	0	4	--	--	--	--	--
BOB LEITER	C	23	1971-72	78	14	17	31	18	4	3	0	3	0
ALAIN LEMIEUX	C	11	1986-87	1	0	0	0	0	--	--	--	--	--
MARIO LEMIEUX	C	66	1984-97/ 2000-06	915	690	1033	1723	834	107	76	96	172	87
JORDAN LEOPOLD	D	4	2010	20	4	4	8	6	8	0	0	0	2
FRANCOIS LEROUX	D	30/18	1995-97	165	2	14	16	356	33	1	3	4	34
MARK LETESTU	C	38/10	2009-11	85	15	14	29	17	11	0	2	2	0
PIERRE-LUC LEBLOND	RW	32	2014	1	0	0	0	0	--	--	--	--	--
NICK LIBETT	LW	14	1979-81	121	20	18	38	18	5	1	1	2	0
WILLY LINDSTROM	RW	19	1985-87	131	24	30	54	36	--	--	--	--	--
RICHARD LINTNER	D	6	2003	19	3	2	5	10	--	--	--	--	--
TROY LONEY	LW	26/11/24	1983-93	532	69	100	169	982	66	8	14	22	97
ROSS LONSBERRY	LW	18	1978-81	236	56	73	129	150	17	2	3	5	13
BEN LOVEJOY	D	65/6/12	2008-13/15-16	184	9	29	38	101	38	2	8	10	16
DARREN LOWE	RW	35	1984	8	1	2	3	0	--	--	--	--	--

## FORMER PENGUINS CONTINUED

## FORWARDS/DEFENSEMEN

PLAYER	POS	#	YEARS	REGULAR SEASON					PLAYOFFS				
				GP	G	A	PTS	PIM	GP	G	A	PTS	PIM
<b>BERNIE LUKOWICH</b>	RW	11	1973-74	53	9	10	19	32	--	--	--	--	--
<b>BRIAN LUNDBERG</b>	D	2	1982-83	1	0	0	0	2	--	--	--	--	--
<b>ROSS LUPASCHUK</b>	D	34	2002	3	0	0	0	4	--	--	--	--	--
<b>GILLES LUPIEN</b>	D	2	1980-81	31	0	1	1	34	--	--	--	--	--
<b>JACK LYNCH</b>	D	3	1972-74	64	1	25	26	61	--	--	--	--	--
<b>STEVE LYON</b>	D	5	1976-77	3	0	0	0	2	--	--	--	--	--
<b>M</b>													
<b>OLLI MAATTA</b>	D	3	2013-19	362	25	82	107	98	69	2	19	21	20
<b>LOWELL MACDONALD</b>	LW	15/14/18	1970-78	328	140	166	306	60	15	6	4	10	8
<b>STEVE MACINTYRE</b>	LW	33	2011-13	13	0	0	0	18	--	--	--	--	--
<b>NORM MACIVER</b>	D	37/22	1995	45	2	30	32	38	12	1	4	5	8
<b>RICK MACLEISH</b>	LW	7/19	1981-83	46	13	17	30	30	5	1	1	2	0
<b>AL MACNEIL</b>	D	3	1967-68	74	2	10	12	58	--	--	--	--	--
<b>PETE MAHOVLICH</b>	C	20/26	1977-79	117	39	75	114	76	2	0	1	1	0
<b>GREG MALONE</b>	C	12	1976-83	495	143	221	364	496	18	3	5	8	32
<b>RYAN MALONE</b>	LW	12	2003-08	299	87	82	169	301	25	6	10	16	25
<b>KENT MANDERVILLE</b>	C	47/26	2002-03	86	3	5	8	50	--	--	--	--	--
<b>JIMMY MANN</b>	RW	18	1987-88	9	0	0	0	53	--	--	--	--	--
<b>MOE MANTHA</b>	D	20	1984-87	232	37	131	168	223	--	--	--	--	--
<b>JOHN MARINO</b>	D	6	2019-22	189	10	54	64	51	17	0	2	2	10
<b>PATRICK MARLEAU</b>	C	12	2020	8	1	1	2	2	4	0	0	0	0
<b>PAUL MARSHALL</b>	LW	20	1979-80	59	12	12	24	13	1	0	0	0	0
<b>PAUL MARTIN</b>	D	7	2010-15	297	17	92	109	80	43	3	21	24	14
<b>MIKE MATHESON</b>	D	5	2020-22	118	16	31	47	61	13	1	5	6	6
<b>DWIGHT MATHIASSEN</b>	RW	11/22/ 24/34	1986-88	33	1	7	8	18	--	--	--	--	--
<b>DICK MATTIUSSI</b>	LW	5	1967-69	44	0	4	4	32	--	--	--	--	--
<b>BRYAN MAXWELL</b>	D	16/5	1983-85	89	3	20	23	141	--	--	--	--	--
<b>PAT MAYER</b>	D	32	1987-88	1	0	0	0	4	--	--	--	--	--
<b>GARY MCADAM</b>	LW	16	1979-81	140	27	40	67	95	12	3	3	6	9
<b>ANDREW MCBAIN</b>	RW	9	1989-90	41	5	9	14	51	--	--	--	--	--
<b>DUNC MCCALLUM</b>	D	6/26	1967-71	185	14	35	49	228	10	1	2	3	12
<b>JARED MCCANN</b>	C/LW	19	2019-21	141	39	45	84	38	12	0	3	3	4
<b>KEVIN MCCARTHY</b>	D	24/25	1984-85	95	13	26	39	82	--	--	--	--	--
<b>KEVIN MCCLELLAND</b>	C	18	1981-83	72	8	12	20	139	5	1	1	2	5
<b>KEITH MCCREARY</b>	LW	10/21	1967-72	292	82	59	141	199	11	0	4	4	6
<b>AB MCDONALD</b>	LW	20	1967-68	74	22	21	43	38	--	--	--	--	--
<b>COLIN MCDONALD</b>	RW	38	2012	5	0	0	0	0	--	--	--	--	--
<b>JOE MCDONNELL</b>	D	2	1984-86	43	2	9	11	22	--	--	--	--	--
<b>AL MCDONOUGH</b>	RW	9	1972-74	152	56	74	130	46	4	0	1	1	0

## FORMER PENGUINS CONTINUED

## FORWARDS/DEFENSEMEN

PLAYER	POS	#	YEARS	REGULAR SEASON					PLAYOFFS				
				GP	G	A	PTS	PIM	GP	G	A	PTS	PIM
<b>SHAWN MCEACHERN</b>	C/LW	15	1991-93/ 94-95	170	53	59	112	78	48	6	11	17	24
<b>JIM MCGEOUGH</b>	RW	16/22	1985-87	42	4	10	14	20	--	--	--	--	--
<b>JAY MCKEE</b>	D	74	2009-10	62	1	9	10	54	5	0	0	0	2
<b>GREG MCKEGG</b>	C	33	2017	26	2	2	4	8	--	--	--	--	--
<b>STEVE MCKENNA</b>	LW	23	2001/ 02-04	162	10	3	13	313	--	--	--	--	--
<b>BRIAN MCKENZIE</b>	LW	15	1971-72	6	1	1	2	4	--	--	--	--	--
<b>JIM MCKENZIE</b>	LW	33	1994-95	50	2	1	3	79	8	0	0	0	4
<b>DAVE MCLLWAIN</b>	C	19/26	1987-89/ 1996	108	14	14	28	48	9	0	1	1	0
<b>MIKE MCMAHON</b>	D	26	1969-70	12	1	3	4	19	--	--	--	--	--
<b>BOB MCMANAMA</b>	D	15	1973-76	99	11	25	36	28	8	0	1	1	6
<b>MARTY MCSORLEY</b>	RW/D	4/33	1983-85/ 93-94	134	5	25	30	378	--	--	--	--	--
<b>MIKE MEEKER</b>	RW	8/16	1978-79	4	0	0	0	5	--	--	--	--	--
<b>JAYSON MEGNA</b>	LW	59	2013-15	48	5	5	10	20	2	0	0	0	0
<b>RON MEIGHAN</b>	D	5	1982-83	41	2	6	8	16	--	--	--	--	--
<b>JOSEF MELICHAR</b>	D	2	2000-07	310	7	33	40	263	5	0	0	0	2
<b>ERIC MELOCHE</b>	RW	72	2001-04	61	8	9	17	32	--	--	--	--	--
<b>ZBYNEK MICHALEK</b>	D	4	2010-12	135	7	25	32	54	13	0	2	2	0
<b>DAVE MICHAYLUK</b>	LW	34	1992	--	--	--	--	--	7	1	1	2	0
<b>KEVIN MILLER</b>	C	8	1996	13	6	5	11	4	18	3	2	5	8
<b>KIP MILLER</b>	C	37	1998-01	154	26	46	72	38	13	2	7	9	19
<b>CHRIS MINARD</b>	LW	39/32/23	2007-09	35	2	3	5	14	--	--	--	--	--
<b>DMITRI MIRONOV</b>	D	15	1995-96	87	4	36	40	112	15	0	1	1	10
<b>CARL MOKOSAK</b>	LW	31	1986-87	3	0	0	0	4	--	--	--	--	--
<b>HARTLAND MONAHAN</b>	RW	8	1977-78	7	2	0	2	2	--	--	--	--	--
<b>DOMINIC MOORE</b>	C	18	2006-07	59	6	9	15	46	--	--	--	--	--
<b>IAN MORAN</b>	D/RW	37/24	1995-03	433	19	44	63	281	61	1	6	7	20
<b>ALEKSEY MOROZOV</b>	RW	95	1997-04	451	84	135	219	98	39	4	5	9	8
<b>JIM MORRISON</b>	D	26/27	1969-71	132	5	25	30	72	8	0	3	3	10
<b>LEW MORRISON</b>	RW	16	1974-78	214	13	13	26	12	13	0	0	0	0
<b>BRENDEN MORROW</b>	LW	10	2013	15	6	8	14	19	14	2	2	4	8
<b>KAEL MOUILLIERAT</b>	C	22	2016	1	0	0	0	2	--	--	--	--	--
<b>JOE MULLEN</b>	RW	7	1990-95/ 96-97	379	153	172	325	101	62	16	15	31	20
<b>GLENN MULVENNA</b>	C	45	1991	1	0	0	0	2	--	--	--	--	--
<b>PAUL MULVEY</b>	LW	26	1981	27	1	7	8	76	--	--	--	--	--
<b>CRAIG MUNI</b>	D	28	1996-97	64	0	4	4	36	3	0	0	0	0
<b>MATT MURLEY</b>	LW	22/17	2003-06	59	2	6	8	38	--	--	--	--	--
<b>LARRY MURPHY</b>	D	4/55	1990-95	336	78	223	301	213	74	15	57	72	73
<b>DOUGLAS MURRAY</b>	D	3	2013	14	1	2	3	9	15	2	1	3	32
<b>GLEN MURRAY</b>	RW	27	1995-97	135	25	26	51	81	18	2	6	8	10
<b>TROY MURRAY</b>	C	12	1995	13	0	2	2	23	12	2	1	3	12

## FORMER PENGUINS CONTINUED

## FORWARDS/DEFENSEMEN

PLAYER	POS	#	YEARS	REGULAR SEASON					PLAYOFFS				
				GP	G	A	PTS	PIM	GP	G	A	PTS	PIM
<b>N</b>													
MARKUS NASLUND	RW	14/29	1993-96	151	25	42	67	65	--	--	--	--	--
ALAIN NASREDDINE	D	32	2005-08	56	1	4	5	30	--	--	--	--	--
JAMES NEAL	RW	18	2011-14	199	89	95	184	174	38	11	11	22	50
PAT NEATON	D	36	1993	9	1	1	2	12	--	--	--	--	--
PETR NEDVED	C	93	1995-97	154	78	92	170	134	23	11	12	23	28
MIKE NEEDHAM	RW	45/39	1992-94	81	9	5	14	16	14	2	0	2	4
TODD NELSON	D	44	1991-92	1	0	0	0	0	--	--	--	--	--
VILLE NIEMINEN	LW	10	2002-03	88	10	14	24	101	--	--	--	--	--
MATT NISKANEN	D	2	2011-14	214	19	66	85	130	39	3	12	15	25
STEFAN NOESEN	RW	14	2019	6	1	0	1	0	--	--	--	--	--
TED NOLAN	LW	25/34	1985-86	18	1	1	2	34	--	--	--	--	--
SIMON NOLET	RW	9	1975-76	39	9	8	17	2	3	0	0	0	0
NIKLAS NORDGREN	C	15	2006	15	0	0	0	4	--	--	--	--	--
JOE NORIS	D	27	1971-72	35	2	5	7	20	--	--	--	--	--
JEFF NORTON	D	4/25	2000-01	32	2	10	12	20	--	--	--	--	--
HANK NOWAK	LW	27	1973-74	13	0	0	0	11	--	--	--	--	--
<b>O</b>													
LYLE ODELEIN	D	24	2005-06	27	0	1	1	50	--	--	--	--	--
ROMAN OKSIUTA	RW	20	1997	7	0	0	0	4	--	--	--	--	--
FREDRIK OLAUSSON	D	23	1996-98	127	13	47	60	66	10	0	4	4	2
EDDIE OLCZYK	LW	27/16	1997-98	68	15	18	33	41	11	3	0	3	16
JAMIE OLEKSIK	D	6	2017-19	83	8	17	25	106	12	1	0	1	7
STEVE OLEKSY	D	61	2016-17	11	0	1	1	24	--	--	--	--	--
KRZYSZTOF OLIWA	LW	29	2001-02	83	1	4	5	281	5	0	0	0	16
TOM O'REGAN	C	8/12	1983-86	61	5	12	17	10	--	--	--	--	--
CAL O'REILLY	C	16	2012	6	0	1	1	0	--	--	--	--	--
BROOKS ORPIK	D	29/44	2003-14	703	13	119	132	734	92	2	13	15	88
MICHEL OUELLET	RW	59/7	2005-07	123	35	45	80	46	5	0	2	2	6
DENNIS OWCHAR	D	25	1974-78	168	18	49	67	146	8	0	1	1	6
<b>P</b>													
JIM PAEK	D	2/3	1990-94	170	4	26	30	117	27	1	4	5	8
WILF PAIEMENT	RW	9	1987-88	23	2	6	8	39	--	--	--	--	--
ZIGGY PALFFY	RW	33	2005-06	42	11	31	42	12	--	--	--	--	--
BOB PARADISE	D	2/24	1973-75/ 77-79	203	7	33	40	209	8	0	1	1	17
RICHARD PARK	C	26/76/12	1994-97/11-12	112	11	14	25	50	6	0	1	1	4
ED PATTERSON	RW	44	1993-96	68	3	3	6	56	--	--	--	--	--
ADAM PAYERL	RW	45	2014	2	0	0	0	2	--	--	--	--	--

## FORMER PENGUINS CONTINUED

## FORWARDS/DEFENSEMEN

PLAYER	POS	#	YEARS	REGULAR SEASON					PLAYOFFS				
				GP	G	A	PTS	PIM	GP	G	A	PTS	PIM
MEL PEARSON	C/LW	23	1967-68	2	0	1	1	0	--	--	--	--	--
TANNER PEARSON	LW	14	2018-19	44	9	5	14	13	--	--	--	--	--
BARRY PEDERSON	C	10	1990-91	84	10	26	36	50	--	--	--	--	--
DAVID PERRON	LW	39/57	2015-16	86	16	22	38	70	5	0	1	1	4
JANNE PESONEN	LW	20	2008-09	7	0	0	0	0	--	--	--	--	--
TOBY PETERSEN	C	17	2000-02	91	10	16	26	8	--	--	--	--	--
RONALD PETROVICKY	RW	26	2006-07	31	3	3	6	28	3	0	0	0	2
ALEXANDRE PICARD	D	54	2011	17	0	4	4	4	--	--	--	--	--
LASSE PIRJETA	C	11	2004-06	38	10	9	19	18	--	--	--	--	--
DOMENIC PITTIS	C	23	1996	1	0	0	0	0	--	--	--	--	--
SERGEI PLOTNIKOV	LW	61	2015-16	32	0	2	2	20	--	--	--	--	--
STEVE POAPST	D	3	2005	21	0	4	4	10	--	--	--	--	--
GREG POLIS	LW	22	1970-74	256	88	70	158	146	4	0	2	2	0
ALEXEI PONIKAROVSKY	LW	23	2010	16	2	7	9	17	11	1	4	5	4
PETER POPOVIC	D	34	1999-00	54	1	5	6	30	10	0	0	0	10
KEVIN PORTER	C	11	2015-17	43	0	3	3	0	--	--	--	--	--
COREY POTTER	D	42	2011	1	0	0	0	0	--	--	--	--	--
DERRICK POULIOT	D	51	2014-17	67	2	12	14	10	2	0	0	0	2
KELLY PRATT	RW	12	1974-75	22	0	6	6	15	--	--	--	--	--
TRACY PRATT	D	6/11	1968-70	83	5	12	17	158	10	0	1	1	51
DEAN PRENTICE	LW	20	1969-71	144	47	42	89	32	10	2	5	7	8
NOEL PRICE	D	4	1967-69	143	8	45	53	109	--	--	--	--	--
PAT PRICE	D	2	1980-82	128	8	52	60	459	10	1	1	2	49
TOM PRICE	D	6/25/28	1977-79	19	0	2	2	8	--	--	--	--	--
KEN PRIESTLAY	C	18	1991-92	51	2	9	11	4	--	--	--	--	--
WAYNE PRIMEAU	C	15	2001-03	131	9	24	33	127	18	1	3	4	2
SEAN PRONGER	C	12	1998	7	1	0	1	2	5	0	0	0	4
JEAN PRONOVOST	RW	19	1968-78	753	316	287	603	306	29	9	9	18	12
JAMIE PUSHOR	D	3/4	2002-03	91	3	3	6	106	--	--	--	--	--
TAYLOR PYATT	LW	17	2014	34	4	0	4	10	--	--	--	--	--
<b>Q</b>													
DAN QUINN	C	10/14/9	1986-90/ 96	270	111	165	276	224	11	6	3	9	10
<b>R</b>													
MIKE RAMSEY	D	6	1993-94	77	3	4	7	30	13	0	6	6	4
RYAN REAVES	RW	75	2017-18	58	4	4	8	84	--	--	--	--	--
MARK RECCHI	RW	18/8	1988-92/ 2005-07	389	154	231	385	300	29	10	28	38	33
DYLAN REESE	D	42	2013	3	0	0	0	0	--	--	--	--	--
STEPHANE RICHER	RW	44	2001-02	58	13	12	25	14	--	--	--	--	--



## FORMER PENGUINS CONTINUED

## FORWARDS/DEFENSEMEN

PLAYER	POS	#	YEARS	REGULAR SEASON					PLAYOFFS				
				GP	G	A	PTS	PIM	GP	G	A	PTS	PIM
JUUSO RIIKOLA	D	50	2018-22	80	3	10	13	18	--	--	--	--	--
GARY RISSLING	RW	10/15/ 20/23	1981-85	184	20	26	46	830	5	0	1	1	4
JANI RITA	RW	28	2006	30	3	4	7	4	--	--	--	--	--
BOB RIVARD	LW	19	1967-68	27	5	12	17	4	--	--	--	--	--
RENE ROBERT	C	14	1971-72	49	7	11	18	42	--	--	--	--	--
GARY ROBERTS	LW	10	2007-08	57	10	18	28	66	16	4	4	8	34
GORD ROBERTS	D	14/28	1990-92	134	5	34	39	157	43	1	4	5	95
LUC ROBITAILLE	LW	20	1994-95	46	23	19	42	37	12	7	4	11	26
RANDY ROBITAILLE	C	22	2002-03	81	15	32	47	24	--	--	--	--	--
DAVE ROCHE	LW	51	1995-97	132	12	12	24	285	16	2	7	9	26
EVAN RODRIGUES	C	9	2020-22	124	27	31	58	24	9	3	3	6	4
TOM ROULSTON	RW	12/18	1984-86	58	11	17	28	10	--	--	--	--	--
MIKE ROWE	D	5/33	1984-87	11	0	0	0	11	--	--	--	--	--
CARTER ROWNEY	C/RW	37	2017-18	71	5	7	12	8	23	0	3	3	4
ANDRE ROY	RW	36	2005-06	47	2	1	3	128	--	--	--	--	--
MICHAL ROZSIVAL	D	28	1999-05	237	18	47	65	161	2	0	0	0	4
DUANE RUPP	D	2	1969-74	265	21	83	104	170	10	2	2	4	8
MIKE RUPP	RW	17	2009-11	162	22	14	36	244	18	1	1	2	12
TERRY RUSKOWSKI	LW	8	1985-87	142	40	74	114	307	--	--	--	--	--
JARKKO RUUTU	LW	37	2006-08	152	13	19	32	263	25	2	1	3	36
<b>S</b>													
ROCKY SAGANIUK	RW	28/11/33	1983-84	29	1	3	4	37	--	--	--	--	--
KJELL SAMUELSSON	D	23/28	1992-95	183	10	22	32	312	44	0	7	7	72
MIKAEL SAMUELSSON	RW	37	2003	22	2	0	2	8	--	--	--	--	--
PHILIP SAMUELSSON	D	55	2013	5	0	0	0	0	--	--	--	--	--
ULF SAMUELSSON	D	5	1991-95	277	11	83	94	804	66	4	12	16	123
DEREK SANDERSON	C	16	1978	13	3	1	4	0	--	--	--	--	--
TOMAS SANDSTROM	RW	17	1994-97	172	71	84	155	168	36	7	5	12	50
GRANT SASSER	C	19	1983-84	3	0	0	0	0	--	--	--	--	--
MIROSLAV SATAN	RW	81	2008-09	65	17	19	36	36	17	1	5	6	11
GLEN SATHER	LW	16	1969-71	122	20	17	37	210	10	0	2	2	17
RYAN SAVOIA	C	18	1998	3	0	0	0	0	--	--	--	--	--
COLTON SCEVIOOUR	C	7	2020-21	46	5	5	10	2	--	--	--	--	--
KEN SCHINKEL	RW	12	1967-73	371	93	143	236	86	13	6	1	7	4
NORM SCHMIDT	D	3/25	1983-88	125	23	33	56	73	--	--	--	--	--
RON SCHOCK	C	17	1969-77	619	124	280	404	201	29	2	12	14	23
DWIGHT SCHOFIELD	D	4	1986-87	25	1	6	7	59	--	--	--	--	--
DAVE SCHULTZ	LW	8	1977-79	113	13	34	47	533	--	--	--	--	--
JUSTIN SCHULTZ	D	4	2016-20	234	22	91	113	60	56	6	23	29	6

## FORMER PENGUINS CONTINUED

## FORWARDS/DEFENSEMEN

PLAYER	POS	#	YEARS	REGULAR SEASON					PLAYOFFS				
				GP	G	A	PTS	PIM	GP	G	A	PTS	PIM
<b>ROD SCHUTT</b>	LW	23/27	1978-84	278	77	92	169	177	22	8	6	14	26
<b>ROB SCUDERI</b>	D	45/5/4	2004-09/13-15	460	4	53	57	139	67	1	7	8	16
<b>JEFF SEROWIK</b>	D	48/16	1998-99	26	0	6	6	16	--	--	--	--	--
<b>TOM SESTITO</b>	RW	47/25	2016-17	17	0	3	3	67	--	--	--	--	--
<b>EDDIE SHACK</b>	LW	23/24	1972-73	87	30	29	59	96	4	0	1	1	15
<b>RILEY SHEAHAN</b>	C	15	2017-19	122	18	23	41	17	12	1	2	3	2
<b>CONOR SHEARY</b>	LW	43	2015-18, 2020	192	49	48	97	42	61	6	15	21	16
<b>DOUG SHEDDEN</b>	RW	14	1981-86	332	123	159	282	148	--	--	--	--	--
<b>GREGG SHEPPARD</b>	C	20/19	1978-82	241	50	73	123	113	17	4	7	11	2
<b>JIM SHIRES</b>	LW	27	1973	18	1	2	3	2	--	--	--	--	--
<b>ZACH SILL</b>	C	38	2013-15	62	1	2	3	72	--	--	--	--	--
<b>JON SIM</b>	LW	39	2004	15	2	3	5	6	--	--	--	--	--
<b>ROMAN SIMICEK</b>	C	15	2000-01	29	3	6	9	30	--	--	--	--	--
<b>CHARLIE SIMMER</b>	RW	13/16	1988-89	50	11	17	28	24	--	--	--	--	--
<b>DOMINIK SIMON</b>	C	49, 12, 18	2015-20, 2021-22	228	22	51	73	74	12	0	4	4	4
<b>BOB SIMPSON</b>	LW	28/33	1981-83	30	10	9	19	4	2	0	0	0	0
<b>CRAIG SIMPSON</b>	RW	18	1985-88	169	50	55	105	138	--	--	--	--	--
<b>REID SIMPSON</b>	LW	33	2003-04	2	0	0	0	17	--	--	--	--	--
<b>VILLE SIREN</b>	D	5	1984-88	199	11	45	56	158	--	--	--	--	--
<b>MICHAL SIVEK</b>	C	47/22	2002-03	38	3	3	6	14	--	--	--	--	--
<b>MARTIN SKOULA</b>	D	41	2009-10	33	3	5	8	6	--	--	--	--	--
<b>PAVEL SKRBEK</b>	D	46	1999	4	0	0	0	2	--	--	--	--	--
<b>JOHN SLANEY</b>	D	32	1999-00	29	1	4	5	10	2	1	0	1	2
<b>JIRI SLEGR</b>	D	71	1997-01	252	24	62	86	337	29	3	10	13	33
<b>DOUG SMITH</b>	C	15	1990	10	1	1	2	25	--	--	--	--	--
<b>NATHAN SMITH</b>	C	41	2008	13	0	0	0	2	--	--	--	--	--
<b>TREVOR SMITH</b>	LW	23	2013	1	0	0	0	0	--	--	--	--	--
<b>BRYAN SMOLINSKI</b>	C	8/20	1995-96	81	24	40	64	69	18	5	4	9	10
<b>CARL SNEEP</b>	D	59	2011	1	0	1	1	0	--	--	--	--	--
<b>RON SNELL</b>	RW	14/16	1968-70	7	3	2	5	6	--	--	--	--	--
<b>TED SNELL</b>	RW	10	1973-74	55	4	12	16	8	--	--	--	--	--
<b>MARTIN SONNENBERG</b>	LW	45/12	1998-02	58	2	3	5	19	7	0	0	0	0
<b>NICK SPALING</b>	C	13	2014-15	82	9	18	27	26	5	1	1	2	4
<b>BILLY SPEER</b>	D	25/23/17	1967-69	102	4	17	21	71	--	--	--	--	--
<b>BRIAN SPENCER</b>	LW	22	1977-78	86	9	11	20	81	--	--	--	--	--
<b>DANIEL SPRONG</b>	RW	41	2015-18	42	4	5	9	0	--	--	--	--	--
<b>JORDAN STAAL</b>	C	11	2006-12	431	120	128	248	231	73	23	13	36	34
<b>RON STACKHOUSE</b>	D	28/3	1973-82	621	66	277	343	547	32	5	8	13	38
<b>PAUL STANTON</b>	D	22/23	1990-93	206	11	38	49	199	44	2	10	12	66
<b>MIKE STAPLETON</b>	C	26	1992-94	136	11	13	24	28	4	0	0	0	0
<b>LEE STEMPIAK</b>	RW	22	2014	21	4	7	11	4	13	2	1	3	6

## FORMER PENGUINS CONTINUED

## FORWARDS/DEFENSEMEN

PLAYER	POS	#	YEARS	REGULAR SEASON					PLAYOFFS				
				GP	G	A	PTS	PIM	GP	G	A	PTS	PIM
<b>BRETT STERLING</b>	LW	12	2011	7	3	2	5	16	--	--	--	--	--
<b>KEVIN STEVENS</b>	LW	25	1987-95/ 2001	522	260	295	555	1048	103	46	60	106	170
<b>BOB STEWART</b>	D	8	1979-80	65	3	7	10	52	5	1	1	2	2
<b>JOHN STEWART</b>	LW	20/23/25	1970-72	40	4	9	13	32	--	--	--	--	--
<b>KARL STEWART</b>	C	17	2006	3	0	0	0	2	--	--	--	--	--
<b>ANDRE ST. LAURENT</b>	C	34	1982-83	96	23	14	37	130	5	2	1	3	8
<b>ALEK STOJANOV</b>	LW	11/25	1996-98	45	2	4	6	86	9	0	0	0	19
<b>RYAN STONE</b>	LW	33	2007-09	8	0	1	1	7	--	--	--	--	--
<b>BLAINE STOUGHTON</b>	RW	12	1973-74	34	5	6	11	8	--	--	--	--	--
<b>BRIAN STRAIT</b>	D	37	2011-12	12	0	1	1	4	3	0	0	0	0
<b>MARTIN STRAKA</b>	LW	82	1992-95/ 97-03	560	165	277	442	215	65	19	27	46	30
<b>ART STRATTON</b>	LW	7	1967-68	58	16	21	37	16	--	--	--	--	--
<b>MARTIN STRBAK</b>	D	6	2003-04	44	3	11	14	38	--	--	--	--	--
<b>MARK STREIT</b>	D	32	2017	19	1	5	6	6	3	0	2	2	0
<b>BOB STUMPF</b>	D	29	1975	3	0	0	0	4	--	--	--	--	--
<b>STEVE SULLIVAN</b>	LW	26	2011-12	79	17	31	48	20	6	2	4	6	4
<b>OSKAR SUNDQVIST</b>	C	40	2016-17	28	1	3	4	6	2	0	0	0	0
<b>TOMAS SUROVY</b>	LW	43	2002-06	126	27	32	59	71	--	--	--	--	--
<b>BRANDON SUTTER</b>	C	16	2012-15	209	45	33	78	30	33	8	4	12	4
<b>RICH SUTTER</b>	RW	9/23	1982-84	9	0	0	0	0	--	--	--	--	--
<b>GARY SWAIN</b>	LW	24	1968-69	9	1	1	2	0	--	--	--	--	--
<b>GEORGE SWARBRICK</b>	RW	10/15	1969-70	31	1	7	8	36	--	--	--	--	--
<b>DARRYL SYDOR</b>	D	5	2007-08	82	2	13	15	28	4	0	0	0	2
<b>PETR SYKORA</b>	RW	17	2007-09	157	53	56	109	77	27	6	4	10	16
<b>T</b>													
<b>JEFF TAFFE</b>	LW	38/22	2007-09	53	5	9	14	10	--	--	--	--	--
<b>MAXIME TALBOT</b>	C	26/25	2005-11	388	52	56	108	324	66	14	19	33	87
<b>PETER TAGLIANETTI</b>	D	32	1990-92/ 93-95	167	7	28	35	338	39	1	7	8	83
<b>DALE TALLON</b>	D	4/19	1978-80	95	10	33	43	53	4	0	0	0	4
<b>CHRIS TAMER</b>	D	2	1993-98	253	8	21	29	588	37	0	8	8	52
<b>BRANDON TANEV</b>	LW	13	2019-21	100	18	23	41	38	10	1	1	2	0
<b>ERIC TANGRADI</b>	LW	56/26/25	2010-13	45	1	4	5	26	3	0	1	1	0
<b>TONY TANTI</b>	RW	9	1990-91	83	20	30	50	66	--	--	--	--	--
<b>DICK TARNSTROM</b>	D	32	2002-06	174	28	75	103	140	--	--	--	--	--
<b>MARK TAYLOR</b>	C	16	1983-85	106	31	41	72	43	--	--	--	--	--
<b>GREG TEBBUTT</b>	D	34	1983-84	24	0	2	2	31	--	--	--	--	--
<b>BILL THOMAS</b>	RW	37	2008-09	16	2	1	3	2	--	--	--	--	--
<b>ERROL THOMPSON</b>	LW	6	1981-82	34	6	8	14	12	--	--	--	--	--
<b>CHRIS THORBURN</b>	C	22	2006-07	39	3	2	5	69	--	--	--	--	--

## FORMER PENGUINS CONTINUED

## FORWARDS/DEFENSEMEN

PLAYER	POS	#	YEARS	REGULAR SEASON					PLAYOFFS				
				GP	G	A	PTS	PIM	GP	G	A	PTS	PIM
<b>TOM THORBURY</b>	D	34	1983-84	14	1	8	9	16	--	--	--	--	--
<b>BILLY TIBBETTS</b>	RW	12	2000-02	62	2	7	9	188	--	--	--	--	--
<b>DAVE TIPPETT</b>	LW/C	14	1992-93	74	6	19	25	56	12	1	4	5	14
<b>GERMAN TITOV</b>	LW	9	1998-00	135	28	70	98	68	11	3	5	8	4
<b>RICK TOCCHET</b>	RW	92/22	1992-94	150	76	103	179	435	32	15	22	37	68
<b>JEFF TOMS</b>	C	46/9	2002	14	2	1	3	4	--	--	--	--	--
<b>TIM TOOKEY</b>	C	11	1983-84	8	0	2	2	2	--	--	--	--	--
<b>DAN TREBIL</b>	D	3/23	2000	19	1	0	1	7	--	--	--	--	--
<b>BRYAN TROTTIER</b>	C	19	1990-92/ 93-94	156	24	48	72	114	46	7	7	14	57
<b>IAN TURNBULL</b>	D	7	1982-83	6	0	0	0	4	--	--	--	--	--
<b>U</b>													
<b>GENE UBRIACO</b>	LW/C	11	1967-69	114	33	26	59	30	--	--	--	--	--
<b>DOM UHER</b>	C	46	2014	2	0	0	0	0	--	--	--	--	--
<b>V</b>													
<b>GARRY VALK</b>	LW	26/8/18	1997-98	56	5	5	10	58	--	--	--	--	--
<b>WAYNE VAN DORP</b>	LW	22	1987-88	25	1	3	4	75	--	--	--	--	--
<b>ED VAN IMPE</b>	D	2	1976-77	22	0	8	8	22	3	0	1	1	2
<b>RYAN VANDENBUSSCHE</b>	RW	37	2005-06	20	1	0	1	42	--	--	--	--	--
<b>JOE VITALE</b>	C	46	2011-14	163	8	27	35	115	23	0	1	1	22
<b>VLADIMIR VUJTEK</b>	LW	19	2002	5	0	1	1	0	--	--	--	--	--
<b>W</b>													
<b>TIM WALLACE</b>	RW	63/22	2008-11	24	0	2	2	12	--	--	--	--	--
<b>BRYAN WATSON</b>	D	5	1969-74	303	8	57	65	871	14	0	0	0	38
<b>STEVE WEBB</b>	RW	18	2003	5	0	0	0	2	--	--	--	--	--
<b>YANNICK WEBER</b>	D	3	2020-21	2	0	0	0	0	--	--	--	--	--
<b>WALLY WEIR</b>	D	23	1985	14	0	3	3	34	--	--	--	--	--
<b>NOAH WELCH</b>	D	4	2005-07	27	2	4	6	24	--	--	--	--	--
<b>CHRIS WELLS</b>	C	12	1995-96	54	2	2	4	59	--	--	--	--	--
<b>BRAD WERENKA</b>	D	5	1997-00	213	12	41	53	208	19	2	1	3	14
<b>RYAN WHITNEY</b>	D	6/19	2005-09	253	34	116	150	223	25	2	6	8	31
<b>JIM WILEY</b>	C	8	1972-74	26	0	4	4	2	--	--	--	--	--
<b>BARRY WILKINS</b>	D	5	1974-76	134	5	56	61	203	6	0	1	1	4
<b>NEIL WILKINSON</b>	D	6	1995-99	122	4	14	18	169	20	0	1	1	18
<b>JASON WILLIAMS</b>	C	19	2011-12	8	1	1	2	4	--	--	--	--	--
<b>GARRETT WILSON</b>	LW	10	2018-19	50	2	6	8	18	4	1	0	1	0
<b>LANDON WILSON</b>	RW	26	2004	19	5	1	6	31	--	--	--	--	--
<b>MIKE WILSON</b>	D	6/4	2001-02	21	1	1	2	17	--	--	--	--	--
<b>MITCH WILSON</b>	C	33	1986-87	17	2	1	3	83	--	--	--	--	--

## FORMER PENGUINS CONTINUED

## FORWARDS/DEFENSEMEN

PLAYER	POS	#	YEARS	REGULAR SEASON					PLAYOFFS				
				GP	G	A	PTS	PIM	GP	G	A	PTS	PIM
<b>SCOTT WILSON</b>	LW	43/23	2014-17	106	13	19	32	44	23	3	3	6	11
<b>DANIEL WINNIK</b>	C	26	2015	21	2	7	9	8	5	0	0	0	2
<b>BENNETT WOLF</b>	D	3/6/16	1980-83	30	0	1	1	133	--	--	--	--	--
<b>JASON WOOLLEY</b>	D	22	1996-97	57	6	30	36	28	5	0	3	3	0
<b>BOB WOYTOWICH</b>	D	3/20/23	1968-72	248	22	71	93	151	10	1	2	3	2
<b>TYLER WRIGHT</b>	C	29	1996-00	238	17	16	33	317	30	3	2	5	40
<b>Y</b>													
<b>HARRY YORK</b>	C	32	1998	2	0	0	0	0	--	--	--	--	--
<b>SCOTT YOUNG</b>	RW/LW	6/34	1990-91	43	11	16	27	33	17	1	6	7	2
<b>WARREN YOUNG</b>	LW	11/35	1983-85/ 86-88	152	49	52	101	311	--	--	--	--	--
<b>Z</b>													
<b>ROD ZAINE</b>	C	24	1970-71	37	8	5	13	21	--	--	--	--	--
<b>ZARLEY ZALAPSKI</b>	D	33	1987-91	190	33	102	135	160	11	1	8	9	13
<b>RICHARD ZEMLAK</b>	RW	18	1988-90	50	1	5	6	178	1	0	0	0	10
<b>MIKE ZIGOMANIS</b>	C	15	2008-09	22	2	4	6	27	--	--	--	--	--
<b>RADIM ZOHORNA</b>	C	67/63	2020-22	25	4	6	10	8	--	--	--	--	--
<b>HARRY ZOLNIERCZYK</b>	LW	39	2013-14	13	2	0	2	12	--	--	--	--	--
<b>SERGEI ZUBOV</b>	D	3/56	1995-96	64	11	55	66	22	18	1	14	15	26

## FORMER PENGUINS CONTINUED

## GOALTENDERS

PLAYER	POS	#	YEARS	REGULAR SEASON					PLAYOFFS				
				GP	W	L	T	GAA	GP	W	L	T	GAA
<b>A</b>													
JEAN-SEBASTIEN AUBIN	G	30	1998-04	168	63	72	11	2.90	1	0	0	--	0.00
<b>B</b>													
TOM BARRASSO	G	31/35	1988-00	460	226	153	53	3.27	101	56	42	--	2.91
HANK BASSEN	G	1	1967-68	25	7	10	3	2.87	--	--	--	--	--
LES BINKLEY	G	30	1967-72	196	58	94	34	3.12	7	5	2	--	2.10
MARTIN BROCHU	G	50	2003-04	1	0	0	0	1.84	--	--	--	--	--
ANDY BROWN	G	29/30	1973-74	45	16	20	6	3.78	--	--	--	--	--
<b>C</b>													
SEBASTIEN CARON	G	31	2002-06	90	24	47	12	3.49	--	--	--	--	--
ALAIN CHEVRIER	G	30	1990	3	1	2	0	5.06	--	--	--	--	--
ANDY CHIDO	G	40	2003-06	8	3	4	1	3.46	--	--	--	--	--
MIKE CONDON	G	1	2016	1	0	0	0	0.00	--	--	--	--	--
TY CONKLIN	G	35	2007-08	33	18	8	5	2.51	--	--	--	--	--
JOHN CURRY	G	1/36	2008-10	4	2	2	0	3.79	--	--	--	--	--
<b>D</b>													
JOE DALEY	G	1	1967-70	38	11	18	6	3.14	--	--	--	--	--
PHILIPPE DEROUVILLE	G	30	1994-97	3	1	2	0	3.16	--	--	--	--	--
MICHEL DION	G	29	1981-85	151	42	79	20	4.29	5	2	3	--	4.25
LOUIS DOMINGUE	G	71	2021-22	2	1	1	0	2.02	7	3	4	--	3.65
ROB DOPSON	G	1	1993-94	2	0	0	0	3.96	--	--	--	--	--
<b>E</b>													
GARY EDWARDS	G	30	1982	6	3	2	1	3.68	--	--	--	--	--
MARV EDWARDS	G	30	1968-69	1	0	1	0	3.00	--	--	--	--	--
ROY EDWARDS	G	1	1971-72	15	2	8	4	2.55	--	--	--	--	--
<b>F</b>													
MARC-ANDRE FLEURY	G	29	2003-17	691	375	216	66	2.58	115	62	51	--	2.65
BRIAN FORD	G	31	1984-85	8	2	6	0	6.32	--	--	--	--	--
<b>G</b>													
MATHIEU GARON	G	32	2009	4	2	1	0	2.91	1	0	0	--	0.00
THOMAS GREISS	G	1	2014-15	20	9	6	3	2.59	--	--	--	--	--
STEVE GUENETTE	G	1/30	1986-89	32	17	15	0	3.71	--	--	--	--	--

## FORMER PENGUINS CONTINUED

## GOALTENDERS

PLAYER	POS	#	YEARS	REGULAR SEASON					PLAYOFFS				
				GP	W	L	T	GAA	GP	W	L	T	GAA
<b>H</b>													
PAUL HARRISON	G	1	1981-82	13	3	7	0	5.51	--	--	--	--	--
JOHAN HEDBERG	G	1	2001-03	116	46	57	12	2.88	18	9	9	--	2.30
DENIS HERRON	G	1/29	1972-75/ 76-79/ 82-86	290	88	133	44	3.88	10	3	7	--	3.51
PAUL HOGANSON	G	1	1970-71	2	0	1	0	7.35	--	--	--	--	--
ROB HOLLAND	G	1	1979-81	44	11	22	9	4.09	--	--	--	--	--
<b>I</b>													
GARY INNESS	G	29/30	1973-76	100	39	37	13	3.35	9	5	4	--	2.68
<b>J</b>													
BOB JOHNSON	G	1	1974-75	12	3	4	1	5.03	--	--	--	--	--
BRENT JOHNSON	G	1	2009-12	62	29	18	6	2.61	3	0	0	--	4.89
<b>L</b>													
PATRICK LALIME	G	40	1996-97	39	21	12	2	2.95	--	--	--	--	--
GORDON LAXTON	G	1/30	1975-79	17	4	9	1	5.56	--	--	--	--	--
MAXIME LAGACE	G	31	2020-21	1	1	0	0	0.00	--	--	--	--	--
<b>M</b>													
GILLES MELOCHE	G	27	1985-88	104	34	43	17	3.66	--	--	--	--	--
GREG MILLEN	G	29	1978-81	135	57	56	18	3.84	10	4	6	--	3.84
MATT MURRAY	G	30	2016-20	199	117	53	19	2.67	51	29	21	--	2.18
<b>N</b>													
CAM NEWTON	G	1/30	1970-71/ 72-73	16	4	7	1	3.77	--	--	--	--	--
ANTTI NIEMI	G	31	2017	3	0	3	0	7.50	--	--	--	--	--
<b>P</b>													
RICH PARENT	G	31	2000-01	7	1	1	3	3.08	--	--	--	--	--
ALEXANDER PECHURSKIY	G	40	2009-10	1	0	0	0	1.69	--	--	--	--	--
FRANK PIETRANGELO	G	40	1987-92	87	34	32	3	4.13	5	4	1	--	3.13
MICHEL PLASSE	G	31	1975-76	75	33	24	14	3.60	3	1	2	--	2.67
<b>R</b>													
GREG REDQUEST	G	25	1977-78	1	0	0	0	14.08	--	--	--	--	--
NICK RICCI	G	31	1979-83	19	7	12	0	4.39	--	--	--	--	--
PAT RIGGIN	G	1	1987-88	40	15	14	7	3.65	--	--	--	--	--

## FORMER PENGUINS CONTINUED

## GOALTENDERS

PLAYER	POS	#	YEARS	REGULAR SEASON					PLAYOFFS				
				GP	W	L	T	GAA	GP	W	L	T	GAA
<b>ROBERTO ROMANO</b>	G	30/35	1982-87/ 93-94	125	46	62	8	3.97	--	--	--	--	--
<b>JIM RUTHERFORD</b>	G	1/29	1971-74	115	44	49	14	3.14	4	0	4	--	3.50
<b>S</b>													
<b>DANY SABOURIN</b>	G	30	2005-06/ 07-09	44	16	18	3	2.88	--	--	--	--	--
<b>PETER SKUDRA</b>	G	1	1997-00	74	26	22	11	2.65	1	0	0	0	3.00
<b>AL SMITH</b>	G	29	1969-71	91	24	42	17	3.07	3	1	2	--	3.35
<b>GARTH SNOW</b>	G	34	2000-01	35	14	15	4	2.98	--	--	--	--	--
<b>T</b>													
<b>RICK TABARACCI</b>	G	31	1988-89	1	0	0	0	7.25	--	--	--	--	--
<b>BOB TAYLOR</b>	G	30	1976	2	0	1	0	5.41	--	--	--	--	--
<b>JOCELYN THIBAUT</b>	G	41	2005-07	38	8	17	5	3.52	1	0	0	0	0.00
<b>BRAD THIESSEN</b>	G	39	2012	5	3	1	0	3.72	--	--	--	--	--
<b>VINCENT TREMBLAY</b>	G	31	1983-84	4	0	4	0	6.02	--	--	--	--	--
<b>RON TUGNUTT</b>	G	31	2000	7	4	2	0	2.40	11	6	5	--	1.77
<b>V</b>													
<b>TOMAS VOKOUN</b>	G	92	2013	20	13	4	0	2.45	11	6	5	--	2.01
<b>W</b>													
<b>DUNC WILSON</b>	G	29	1976-78	66	23	30	10	3.54	--	--	--	--	--
<b>KEN WREGGET</b>	G	31	1992-98	212	104	67	21	3.29	26	13	12	--	2.93
<b>Y</b>													
<b>WENDELL YOUNG</b>	G	1	1988-92/ 95	111	42	47	5	4.14	1	0	0	--	1.55
<b>Z</b>													
<b>JEFF ZATKOFF</b>	G	37	2013-16	35	16	14	3	2.66	2	1	1	--	3.07



# GOALTENDERS

## ALL-TIME STATISTICS

NAME	GP	MP	GA	SO	GAA	W	L	T/OT	SV	SV%
MIKE CONDON	1	20	0	0	0.00	0	0	0	7	1.000
MAXIME LAGACE	1	60	0	1	0.00	1	0	0	29	1.000
ALEXANDER PECHURSKIY	1	36	1	0	1.69	0	0	0	13	.923
MARTIN BROCHU	1	33	1	0	1.84	0	0	0	18	.947
LOUIS DOMINGUE	2	119	4	0	2.02	1	1	0	79	.952
RON TUGNUTT	7	374	15	0	2.40	4	2	0	182	.924
TOMAS VOKOUN	20	1,029	42	3	2.45	13	4	0	477	.919
TY CONKLIN	33	1,866	78	2	2.51	18	8	5	935	.923
ROY EDWARDS	15	846	36	0	2.55	2	8	4	350	.907
TRISTAN JARRY	159	9,069	389	11	2.57	93	47	13	4,181	.915
MARC-ANDRE FLEURY	691	39,771	1,713	44	2.58	375	216	66	17,774	.912
THOMAS GREISS	20	1,159	50	0	2.59	9	6	3	496	.908
BRENT JOHNSON	62	3,216	140	1	2.61	29	18	6	1,364	.907
MATT MURRAY	199	11,365	505	11	2.67	117	53	19	5,372	.914
PETER SKUDRA	74	3,687	163	4	2.65	26	22	11	1,374	.894
JEFF ZATKOFF	35	1,941	86	1	2.66	16	14	3	921	.914
CASEY DESMITH	96	5,194	231	9	2.67	43	28	11	2,497	.915
HANK BASSEN	25	1,295	62	1	2.87	7	10	3	623	.909
JOHAN HEDBERG	116	6,832	328	7	2.88	46	57	12	2,973	.901
DANY SABOURIN	44	2,252	108	2	2.88	16	18	3	965	.899
MATHIEU GARON	4	206	10	0	2.91	2	1	0	94	.894
JEAN-SEBASTIEN AUBIN	168	8,889	432	6	2.92	63	72	11	3,937	.901
PATRICK LALIME	39	2,058	101	3	2.95	21	12	2	1,065	.913
GARTH SNOW	35	2,032	101	3	2.98	14	15	4	913	.900
MARV EDWARDS	1	60	3	0	3.00	0	1	0	30	.909
AL SMITH	91	5,025	257	4	3.07	24	42	17	2,282	.899
RICH PARENT	7	332	17	0	3.08	1	1	3	133	.887
LES BINKLEY	196	11,046	574	11	3.12	58	94	34	5,022	.897
JIM RUTHERFORD	115	6,239	327	4	3.14	44	49	14	2,898	.899
JOE DALEY	38	2,139	112	2	3.14	11	18	6	1,102	.908
PHILIPPE DEROUVILLE	3	171	9	0	3.16	1	2	0	84	.903
TOM BARRASSO	460	25,879	1409	22	3.27	226	153	53	12,070	.895
KEN WREGGET	212	11,737	644	6	3.29	104	67	21	5,641	.897
GARY INNESS	100	5,354	299	2	3.35	39	37	13	2,574	.896
ANDY CHIDO	8	486	28	0	3.46	3	4	1	232	.892
SEBASTIEN CARON	90	4,933	287	4	3.49	24	47	12	2,366	.892
JOCELYN THIBAULT	38	1,908	112	1	3.52	8	17	5	944	.894
DUNC WILSON	66	3,801	224	5	3.54	23	30	10	1,751	.886
MICHEL PLASSE	75	4,183	251	2	3.60	33	24	14	2,019	.889
PAT RIGGIN	40	2,154	131	0	3.65	15	14	7	913	.875
GILLES MELOCHE	104	5,705	348	0	3.66	34	43	17	2,490	.877

## GOALTENDER ALL-TIME STATISTICS CONTINUED

NAME	GP	MP	GA	SO	GAA	W	L	T/OT	SV	SV%
<b>GARY EDWARDS</b>	6	359	22	1	3.68	3	2	1	171	.886
<b>STEVE GUENETTE</b>	32	1,777	110	1	3.71	17	15	0	832	.883
<b>BRAD THIESSEN</b>	5	258	16	0	3.72	3	1	0	97	.858
<b>CAM NEWTON</b>	16	811	51	0	3.77	4	7	1	359	.876
<b>ANDY BROWN</b>	45	2,471	156	1	3.78	16	20	6	1,126	.878
<b>JOHN CURRY</b>	4	174	11	0	3.79	2	2	0	72	.867
<b>GREG MILLEN</b>	135	7,820	501	4	3.84	57	56	18	3,486	.874
<b>DENIS HERRON</b>	290	16,065	1040	6	3.88	88	133	44	8,068	.886
<b>ROB DOPSON</b>	2	45	3	0	3.96	0	0	0	20	.870
<b>ROBERTO ROMANO</b>	125	7,026	465	4	3.97	46	62	8	3,406	.880
<b>ROB HOLLAND</b>	44	2,507	171	1	4.09	11	22	9	1,056	.861
<b>FRANK PIETRANGELO</b>	87	4,474	308	1	4.13	34	32	3	2,123	.873
<b>WENDELL YOUNG</b>	111	5,576	385	1	4.14	42	47	5	2,710	.876
<b>MICHEL DION</b>	151	8,453	605	0	4.29	42	79	20	3,999	.869
<b>NICK RICCI</b>	19	1,080	79	0	4.39	7	12	0	474	.857
<b>BOB JOHNSON</b>	12	478	40	0	5.03	3	4	1	241	.858
<b>ALAIN CHEVRIER</b>	3	166	14	0	5.06	1	2	0	75	.843
<b>BOB TAYLOR</b>	2	78	7	0	5.41	0	1	0	41	.854
<b>PAUL HARRISON</b>	13	697	64	0	5.51	3	7	0	290	.819
<b>GORDON LAXTON</b>	17	800	74	0	5.56	4	9	1	361	.830
<b>VINCENT TREMBLAY</b>	4	239	24	0	6.02	0	4	0	117	.830
<b>BRIAN FORD</b>	8	456	48	0	6.32	2	6	0	249	.838
<b>RICK TABARACCI</b>	1	33	4	0	7.25	0	0	0	17	.810
<b>PAUL HOGANSON</b>	2	58	7	0	7.35	0	1	0	21	.750
<b>ANTTI NIEMI</b>	3	128	16	0	7.50	0	3	0	63	.797
<b>GREG REDQUEST</b>	1	13	3	0	14.08	0	0	0	7	.700

# TEAM OPERATIONS

## GENERAL MANAGERS

NAME	DATES	GP	W	L	OTL	T	OT	PTS	PCT
<b>JACK RILEY*</b>	6/6/67 to 5/1/70	226	73	117	--	36	--	182	.403
<b>RED KELLY</b>	5/1/70 to 1/29/72	126	33	64	--	29	--	95	.377
<b>JACK RILEY*</b>	1/29/72 to 1/13/74	149	57	73	--	19	--	133	.446
<b>JACK BUTTON</b>	1/13/74 to 7/1/75	117	54	44	--	19	--	127	.543
<b>WREN BLAIR</b>	7/1/75 to 12/3/76	105	44	44	--	17	--	105	.500
<b>BAZ BASTIEN</b>	12/3/76 to 3/15/83	527	193	248	--	86	--	472	.448
<b>NO GM</b>	3/16/83 to 4/3/83	8	2	5	--	1	--	5	.313
<b>ED JOHNSTON</b>	5/27/83 to 4/14/88	400	140	220	--	40	--	320	.400
<b>TONY ESPOSITO</b>	4/14/88 to 12/5/89	106	50	47	--	9	--	109	.514
<b>CRAIG PATRICK</b>	12/5/89 to 4/20/06	1250	575	511	14	127	23	1314	.526
<b>RAY SHERO</b>	5/25/06 to 5/16/14	622	373	193	56	--	--	802	.645
<b>JIM RUTHERFORD</b>	6/6/14 to 1/27/21	486	276	154	56	--	--	608	.626
<b>RON HEXTALL</b>	2/9/21 - present	127	78	36	13	--	--	169	.665
<b>*JACK RILEY'S COMBINED RECORD</b>		375	130	190	--	55	--	315	.420

OTL = overtime and shootout losses from 2005-06 to present

T = ties from 1967 to 2003-04

OT = overtime losses from 1999-2000 to 2003-04

## ALL-TIME GENERAL MANAGER LEADERS

### WINS

NAME	WINS
<b>CRAIG PATRICK</b>	575
<b>RAY SHERO</b>	373
<b>JIM RUTHERFORD</b>	272
<b>BAZ BASTIEN</b>	193
<b>ED JOHNSTON</b>	140

### GAMES

NAME	GAMES
<b>CRAIG PATRICK</b>	1250
<b>RAY SHERO</b>	622
<b>BAZ BASTIEN</b>	527
<b>JIM RUTHERFORD</b>	479
<b>ED JOHNSTON</b>	400

### PERCENTAGE

NAME	PCT*
<b>RON HEXTALL</b>	.665
<b>RAY SHERO</b>	.645
<b>JIM RUTHERFORD</b>	.625
<b>JACK BUTTON</b>	.543
<b>CRAIG PATRICK</b>	.526

\*MIN: 100 Games

## TEAM OPERATIONS CONTINUED

## HEAD COACHES

NAME	DATES	GP	W	L	OTL	T	OT	PTS	PCT
<b>RED SULLIVAN</b>	6/6/67 to 3/31/69	150	47	79	--	24	--	118	.393
<b>RED KELLY</b>	7/2/69 to 1/13/73	274	90	132	--	52	--	232	.423
<b>KEN SCHINKEL*</b>	1/13/73 to 2/6/74	86	29	49	--	8	--	66	.384
<b>MARC BOILEAU</b>	2/6/74 to 1/17/76	151	66	61	--	24	--	156	.517
<b>KEN SCHINKEL*</b>	1/17/76 to 5/19/77	117	54	43	--	20	--	128	.547
<b>JOHNNY WILSON</b>	6/13/77 to 5/8/80	240	91	105	--	44	--	226	.471
<b>ED JOHNSTON**</b>	7/15/80 to 7/20/83	240	79	126	--	35	--	193	.402
<b>LOU ANGOTTI</b>	7/20/83 to 6/4/84	80	16	58	--	6	--	38	.238
<b>BOB BERRY</b>	6/4/84 to 4/13/87	240	88	127	--	25	--	201	.419
<b>PIERRE CREAMER</b>	6/4/87 to 6/14/88	80	36	35	--	9	--	81	.506
<b>GENE UBRIACO</b>	6/28/88 to 12/5/89	106	50	47	--	9	--	109	.514
<b>CRAIG PATRICK***</b>	12/5/89 to 6/12/90	54	22	26	--	6	--	50	.463
<b>BOB JOHNSON</b>	6/12/90 to 10/1/91	80	41	33	--	6	--	88	.550
<b>SCOTTY BOWMAN</b>	10/1/91 to 5/28/93	164	95	53	--	16	--	206	.628
<b>ED JOHNSTON**</b>	6/22/93 to 3/3/97	276	153	98	--	25	--	331	.600
<b>CRAIG PATRICK***</b>	3/3/97 to 4/26/97	20	7	10	--	3	--	17	.425
<b>KEVIN CONSTANTINE</b>	6/14/97 to 12/9/99	189	86	64	--	35	4	211	.558
<b>HERB BROOKS</b>	12/9/99 to 5/9/00	57	29	21	--	5	2	65	.570
<b>IVAN HLINKA</b>	6/21/00 to 10/14/01	86	42	32	--	9	3	96	.558
<b>RICK KEHOE</b>	10/14/01 to 4/15/03	160	55	81	--	14	10	134	.419
<b>EDDIE OLCZYK</b>	10/10/03 to 12/15/05	113	31	64	6	8	4	80	.354
<b>MICHEL THERRIEN</b>	12/15/05 to 2/15/09	272	135	105	32	--	--	302	.555
<b>DAN BYLSMA</b>	2/15/09 to 6/6/14	401	252	117	32	--	--	536	.668
<b>MIKE JOHNSTON</b>	6/25/14 to 12/12/15	110	58	37	15	--	--	131	.595
<b>MIKE SULLIVAN</b>	12/12/15 to Present	507	297	156	54	--	--	648	.639

\*Ken Schinkel's Combined Record 203 83 92 -- 28 -- 194 .478

\*\*Ed Johnston's Combined Record 516 232 224 -- 60 -- 524 .508

\*\*\*Craig Patrick's Combined Record 74 29 36 -- 9 -- 67 .453

OTL = overtime and shootout losses from 2005-06 to present T = ties from 1967 to 2003-04 OT = overtime losses from 1999-2000 to 2003-04

## ALL-TIME HEAD COACHING LEADERS

## WINS

NAME	WINS
<b>MIKE SULLIVAN</b>	297
<b>DAN BYLSMA</b>	252
<b>ED JOHNSTON</b>	232
<b>MICHEL THERRIEN</b>	135
<b>SCOTTY BOWMAN</b>	95

## GAMES

NAME	GAMES
<b>ED JOHNSTON</b>	516
<b>MIKE SULLIVAN</b>	507
<b>DAN BYLSMA</b>	401
<b>RED KELLY</b>	274
<b>MICHEL THERRIEN</b>	272

## PERCENTAGE

NAME	PCT*
<b>DAN BYLSMA</b>	.668
<b>MIKE SULLIVAN</b>	.639
<b>SCOTTY BOWMAN</b>	.628
<b>MIKE JOHNSTON</b>	.595
<b>KEVIN CONSTANTINE</b>	.558

\*MIN: 100 Games

# COACHES YEARLY

YEAR	COACH	GP	W	L	T	PTS	GF	GA	PCT
<b>1967-68</b>	<b>Red Sullivan</b>	<b>74</b>	<b>27</b>	<b>34</b>	<b>13</b>	<b>67</b>	<b>195</b>	<b>216</b>	<b>.453</b>
	Home	37	15	12	10	40	115	101	.541
	Road	37	12	22	3	27	80	115	.365
<i>Fifth in Western Division - 10th of 12 teams - Did not make playoffs</i>									
<b>1968-69</b>	<b>Red Sullivan</b>	<b>76</b>	<b>20</b>	<b>45</b>	<b>11</b>	<b>51</b>	<b>189</b>	<b>252</b>	<b>.336</b>
	Home	38	12	20	6	30	99	113	.395
	Road	38	8	25	5	21	90	139	.276
<i>Fifth in Western Division - 11th of 12 teams - Did not make playoffs</i>									
<b>1969-70</b>	<b>Red Kelly</b>	<b>76</b>	<b>26</b>	<b>38</b>	<b>12</b>	<b>64</b>	<b>182</b>	<b>238</b>	<b>.421</b>
	Home	38	17	13	8	42	105	108	.553
	Road	38	9	25	4	22	77	130	.289
<i>Second in Western Division - 7th of 12 teams</i>									
<i>Eliminated Oakland, 4-0, in Quarterfinals; Lost to St. Louis, 4-2, in Semifinals</i>									
<b>1970-71</b>	<b>Red Kelly</b>	<b>78</b>	<b>21</b>	<b>37</b>	<b>20</b>	<b>62</b>	<b>221</b>	<b>240</b>	<b>.397</b>
	Home	39	18	12	9	45	126	92	.576
	Road	39	3	25	11	17	95	148	.218
<i>Sixth in Western Division - 11th of 14 teams - Did not make playoffs</i>									
<b>1971-72</b>	<b>Red Kelly</b>	<b>78</b>	<b>26</b>	<b>38</b>	<b>14</b>	<b>66</b>	<b>220</b>	<b>258</b>	<b>.423</b>
	Home	39	18	15	6	42	132	125	.538
	Road	39	8	23	8	24	88	133	.308
<i>Fourth in Western Division - 9th of 14 teams - Lost to Chicago, 4-0, in Quarterfinals</i>									
<b>1972-73</b>	<b>TOTAL</b>	<b>78</b>	<b>32</b>	<b>37</b>	<b>9</b>	<b>73</b>	<b>257</b>	<b>265</b>	<b>.468</b>
	<b>Red Kelly</b>	42	17	19	6	40	144	137	.476
	<b>Ken Schinkel</b>	36	15	18	3	33	113	128	.458
	Home	39	24	11	4	52	150	104	.667
	Road	39	8	26	5	21	107	161	.269
<i>Ken Schinkel Replaced Red Kelly on Jan. 13, 1973</i>									
<i>Fifth in Western Division - 10th of 16 teams - Did not make playoffs</i>									
<b>1973-74</b>	<b>TOTAL</b>	<b>78</b>	<b>28</b>	<b>41</b>	<b>9</b>	<b>65</b>	<b>242</b>	<b>273</b>	<b>.417</b>
	<b>Ken Schinkel</b>	50	14	31	5	33	138	185	.330
	<b>Marc Boileau</b>	28	14	10	4	32	104	88	.571
	Home	39	15	18	6	36	124	116	.462
	Road	39	13	23	3	29	118	157	.371
<i>Marc Boileau replaced Ken Schinkel on Feb. 6, 1974</i>									
<i>Fifth in Western Division - 11th of 16 teams - Did not make playoffs</i>									
<b>1974-75</b>	<b>Marc Boileau</b>	<b>80</b>	<b>37</b>	<b>28</b>	<b>15</b>	<b>89</b>	<b>326</b>	<b>289</b>	<b>.556</b>
	Home	40	25	5	10	60	192	113	.750
	Road	40	12	23	5	29	134	176	.363
<i>Third in Norris Division - 6th of 18 teams</i>									
<i>Eliminated St. Louis, 2-0, in Preliminary Round; Lost to NY Islanders, 4-3, in Quarterfinals</i>									

YEAR	COACH	GP	W	L	T	PTS	GF	GA	PCT
<b>1975-76</b>	<b>TOTAL</b>	<b>80</b>	<b>35</b>	<b>33</b>	<b>12</b>	<b>82</b>	<b>339</b>	<b>303</b>	<b>.513</b>
	<b>Marc Boileau</b>	43	15	23	5	35	161	181	.407
	<b>Ken Schinkel</b>	37	20	10	7	47	178	122	.635
	<b>Home</b>	40	23	11	6	52	196	137	.650
	<b>Road</b>	40	12	22	6	30	143	166	.375
<i>Ken Schinkel replaced Marc Boileau on Jan. 17, 1976</i>									
<i>Third in Norris Division - 8th of 18 teams - Lost to Toronto, 2-1, in Preliminary Round</i>									
<b>1976-77</b>	<b>Ken Schinkel</b>	<b>80</b>	<b>34</b>	<b>33</b>	<b>13</b>	<b>81</b>	<b>240</b>	<b>252</b>	<b>.506</b>
	<b>Home</b>	40	22	12	6	50	139	119	.625
	<b>Road</b>	40	12	21	7	31	101	133	.386
<i>Third in Norris Division - 7th of 18 teams - Lost to Toronto, 2-1, in Preliminary Round</i>									
<b>1977-78</b>	<b>Johnny Wilson</b>	<b>80</b>	<b>25</b>	<b>37</b>	<b>18</b>	<b>68</b>	<b>254</b>	<b>321</b>	<b>.425</b>
	<b>Home</b>	40	16	15	9	41	143	147	.513
	<b>Road</b>	40	9	22	9	27	111	174	.338
<i>Fourth in Norris Division - 12th of 18 teams - Did not make playoffs</i>									
<b>1978-79</b>	<b>Johnny Wilson</b>	<b>80</b>	<b>36</b>	<b>31</b>	<b>13</b>	<b>85</b>	<b>281</b>	<b>279</b>	<b>.531</b>
	<b>Home</b>	40	23	12	5	51	152	120	.638
	<b>Road</b>	40	13	19	8	34	129	159	.425
<i>Second in Norris Division - 8th of 18 teams - Eliminated Buffalo, 2-1, in Preliminary Round; Lost to Boston, 4-0, in Quarterfinals</i>									
<b>1979-80</b>	<b>Johnny Wilson</b>	<b>80</b>	<b>30</b>	<b>37</b>	<b>13</b>	<b>73</b>	<b>251</b>	<b>303</b>	<b>.456</b>
	<b>Home</b>	40	20	13	7	47	145	134	.588
	<b>Road</b>	40	10	24	6	26	106	169	.325
<i>Third in Norris Division - 13th of 21 teams - Lost to Boston, 3-2, in Preliminary Round</i>									
<b>1980-81</b>	<b>Ed Johnston</b>	<b>80</b>	<b>30</b>	<b>37</b>	<b>13</b>	<b>73</b>	<b>302</b>	<b>345</b>	<b>.456</b>
	<b>Home</b>	40	21	16	3	45	160	154	.563
	<b>Road</b>	40	9	21	10	28	142	191	.350
<i>Third in Norris Division - 15th of 21 teams - Lost to St. Louis, 3-2, in Preliminary Round</i>									
<b>1981-82</b>	<b>Ed Johnston</b>	<b>80</b>	<b>31</b>	<b>36</b>	<b>13</b>	<b>75</b>	<b>310</b>	<b>337</b>	<b>.469</b>
	<b>Home</b>	40	21	11	8	50	167	143	.625
	<b>Road</b>	40	10	25	5	25	143	194	.313
<i>Fourth in Patrick Division - 12th of 21 teams - Lost to NY Islanders, 3-2, in Preliminary Round</i>									
<b>1982-83</b>	<b>Ed Johnston</b>	<b>80</b>	<b>18</b>	<b>53</b>	<b>9</b>	<b>45</b>	<b>257</b>	<b>394</b>	<b>.281</b>
	<b>Home</b>	40	14	22	4	32	134	170	.400
	<b>Road</b>	40	4	31	5	13	123	224	.163
<i>Sixth in Patrick Division - 21st of 21 teams - Did not make playoffs</i>									
<b>1983-84</b>	<b>Lou Angotti</b>	<b>80</b>	<b>16</b>	<b>58</b>	<b>6</b>	<b>38</b>	<b>254</b>	<b>390</b>	<b>.238</b>
	<b>Home</b>	40	7	29	4	18	132	182	.225
	<b>Road</b>	40	9	29	2	20	122	208	.250
<i>Sixth in Patrick Division - 21st of 21 teams - Did not make playoffs</i>									

YEAR	COACH	GP	W	L	T	PTS	GF	GA	PCT
<b>1984-85</b>	<b>Bob Berry</b>	<b>80</b>	<b>24</b>	<b>51</b>	<b>5</b>	<b>53</b>	<b>276</b>	<b>385</b>	<b>.331</b>
	<b>Home</b>	40	17	20	3	37	150	171	.463
	<b>Road</b>	40	7	31	2	16	126	214	.200
<i>Sixth in Patrick Division - 20th of 21 teams - Did not make playoffs</i>									
<b>1985-86</b>	<b>Bob Berry</b>	<b>80</b>	<b>34</b>	<b>38</b>	<b>8</b>	<b>76</b>	<b>313</b>	<b>305</b>	<b>.475</b>
	<b>Home</b>	40	20	15	5	45	155	133	.563
	<b>Road</b>	40	14	23	3	31	158	172	.388
<i>Fifth in Patrick Division - 15th of 21 teams - Did not make playoffs</i>									
<b>1986-87</b>	<b>Bob Berry</b>	<b>80</b>	<b>30</b>	<b>38</b>	<b>12</b>	<b>72</b>	<b>297</b>	<b>290</b>	<b>.450</b>
	<b>Home</b>	40	19	15	6	44	164	145	.550
	<b>Road</b>	40	11	23	6	28	133	145	.350
<i>Fifth in Patrick Division - 14th of 21 teams - Did not make playoffs</i>									
<b>1987-88</b>	<b>Pierre Creamer</b>	<b>80</b>	<b>36</b>	<b>35</b>	<b>9</b>	<b>81</b>	<b>319</b>	<b>316</b>	<b>.506</b>
	<b>Home</b>	40	22	12	6	50	171	140	.625
	<b>Road</b>	40	14	23	3	31	148	176	.388
<i>Sixth in Patrick Division - 12th of 21 teams - Did not make playoffs</i>									
<b>1988-89</b>	<b>Gene Ubriaco</b>	<b>80</b>	<b>40</b>	<b>33</b>	<b>7</b>	<b>87</b>	<b>347</b>	<b>349</b>	<b>.544</b>
	<b>Home</b>	40	24	13	3	51	184	159	.638
	<b>Road</b>	40	16	20	4	36	163	190	.450
<i>Second in Patrick Division - 6th of 21 teams Eliminated NY Rangers, 4-0, in Division Semifinals; Lost to Philadelphia, 4-3, in Division Finals</i>									
<b>1989-90</b>	<b>TOTAL</b>	<b>80</b>	<b>32</b>	<b>40</b>	<b>8</b>	<b>72</b>	<b>318</b>	<b>359</b>	<b>.450</b>
	<b>Gene Ubriaco</b>	26	10	14	2	22	101	110	.423
	<b>Craig Patrick</b>	54	22	26	6	50	217	249	.462
	<b>Home</b>	40	22	15	3	47	178	166	.588
	<b>Road</b>	40	10	25	5	25	140	193	.313
<i>Craig Patrick replaced Gene Ubriaco on Dec. 10, 1989 Fifth in Patrick Division - 17th of 21 teams - Did not make playoffs</i>									
<b>1990-91</b>	<b>Bob Johnson</b>	<b>80</b>	<b>41</b>	<b>33</b>	<b>6</b>	<b>88</b>	<b>342</b>	<b>305</b>	<b>.550</b>
	<b>Home</b>	40	25	12	3	53	184	132	.663
	<b>Road</b>	40	16	21	3	35	158	173	.438
<i>First in Patrick Division - 7th of 21 teams Eliminated New Jersey, 4-3, in Division Semifinals; Eliminated Washington, 4-1, in Division Finals; Eliminated Boston, 4-2, in Conference Final; Defeated Minnesota, 4-2, in Stanley Cup Final</i>									
<b>1991-92</b>	<b>Scotty Bowman</b>	<b>80</b>	<b>39</b>	<b>32</b>	<b>9</b>	<b>87</b>	<b>343</b>	<b>308</b>	<b>.544</b>
	<b>Home</b>	40	21	13	6	48	192	154	.600
	<b>Road</b>	40	18	19	3	39	151	154	.488
<i>Third in Patrick Division - 6th of 22 teams Eliminated Washington, 4-3, in Division Semifinals; Eliminated NY Rangers, 4-3, in Division Finals; Eliminated Boston, 4-2, in Conference Final; Defeated Chicago, 4-0, in Stanley Cup Final</i>									

YEAR	COACH	GP	W	L	T	PTS	GF	GA	PCT
<b>1992-93</b>	<b>Scotty Bowman</b>	<b>84</b>	<b>56</b>	<b>21</b>	<b>7</b>	<b>119</b>	<b>367</b>	<b>268</b>	<b>.708</b>
	Home	41	31	6	4	66	198	128	.805
	Road	41	23	15	3	49	159	136	.598
	Neutral	2	2	0	0	4	10	4	1.000
<i>First in Patrick Division - 1st of 24 teams</i>									
<i>Eliminated New Jersey, 4-1, in Division Semifinals; Lost to NY Islanders, 4-3, in Division Finals</i>									
<b>1993-94</b>	<b>Ed Johnston</b>	<b>84</b>	<b>44</b>	<b>27</b>	<b>13</b>	<b>101</b>	<b>299</b>	<b>285</b>	<b>.601</b>
	Home	41	24	9	8	56	155	128	.683
	Road	41	18	18	5	41	132	153	.500
	Neutral	2	2	0	0	4	12	4	1.000
<i>First in Northeast Division - 3rd of 26 teams - Lost to Washington, 4-2, Conference Quarterfinals</i>									
<b>1994-95</b>	<b>Ed Johnston</b>	<b>48</b>	<b>29</b>	<b>16</b>	<b>3</b>	<b>61</b>	<b>181</b>	<b>158</b>	<b>.635</b>
	Home	24	18	5	1	37	103	71	.771
	Road	24	11	11	2	24	78	87	.500
	<i>Second in Northeast Division - 3rd of 26 teams</i>								
<i>Eliminated Washington, 4-3, in Conference Quarterfinals; Lost to New Jersey, 4-1, in Conference Semifinals</i>									
<b>1995-96</b>	<b>Ed Johnston</b>	<b>82</b>	<b>49</b>	<b>29</b>	<b>4</b>	<b>102</b>	<b>362</b>	<b>284</b>	<b>.622</b>
	Home	41	32	9	0	64	215	136	.780
	Road	41	17	20	4	38	147	148	.463
	<i>First in Northeast Division - 4th of 26 teams</i>								
<i>Eliminated Washington, 4-2, in Conference Quarterfinals; Eliminated NY Rangers, 4-1, in Conference Semifinals; Lost to Florida, 4-3, in Conference Finals</i>									
<b>1996-97</b>	<b>TOTAL</b>	<b>82</b>	<b>38</b>	<b>36</b>	<b>8</b>	<b>84</b>	<b>285</b>	<b>280</b>	<b>.512</b>
	<b>Ed Johnston</b>	62	31	26	5	67	220	205	.540
	<b>Craig Patrick</b>	20	7	10	3	17	65	75	.425
	Home	41	25	11	5	55	154	122	.671
	Road	41	13	25	3	29	131	158	.254
	<i>Craig Patrick replaced Ed Johnston on March 3, 1997</i>								
<i>Second in Northeast Division - 10th of 26 teams - Lost to Philadelphia, 4-1, in Conference Quarterfinals</i>									
<b>1997-98</b>	<b>Kevin Constantine</b>	<b>82</b>	<b>40</b>	<b>24</b>	<b>18</b>	<b>98</b>	<b>228</b>	<b>188</b>	<b>.598</b>
	Home	41	21	10	10	52	125	98	.634
	Road	41	19	14	8	46	103	90	.561
	<i>First in Northeast Division - 4th of 26 teams - Lost to Montreal, 4-2, in Conference Quarterfinals</i>								
<b>1998-99</b>	<b>Kevin Constantine</b>	<b>82</b>	<b>38</b>	<b>30</b>	<b>14</b>	<b>90</b>	<b>242</b>	<b>225</b>	<b>.549</b>
	Home	41	21	10	10	52	132	103	.634
	Road	41	17	20	4	38	110	122	.463
	<i>Third in Atlantic Division - 11th of 27 teams</i>								
<i>Eliminated New Jersey, 4-3, in Conference Quarterfinals; Lost to Toronto, 4-2, in Conference Semifinals</i>									
<b>1999-00</b>	<b>TOTAL</b>	<b>82</b>	<b>37</b>	<b>31</b>	<b>8 (6)</b>	<b>88</b>	<b>241</b>	<b>236</b>	<b>.537</b>
	<b>Kevin Constantine</b>	25	8	14	3 (4)	23	76	76	.460
	<b>Herb Brooks</b>	57	29	23	5 (2)	65	165	160	.570
	Home	41	23	11	7 (0)	53	134	107	.646
	Road	41	14	20	1 (6)	35	107	129	.427
	<i>Herb Brooks replaced Kevin Constantine on Dec. 9, 1999</i>								
<i>Third in Atlantic Division - 13th of 28 teams</i>									
<i>Eliminated Washington, 4-1, in Conference Quarterfinals; Lost to Philadelphia, 4-2, in Conference Semifinals</i>									



YEAR	COACH	GP	W	L	T	PTS	GF	GA	PCT
<b>2000-01</b>	<b>Ivan Hlinka</b>	<b>82</b>	<b>42</b>	<b>28</b>	<b>9 (3)</b>	<b>96</b>	<b>281</b>	<b>256</b>	<b>.585</b>
	<b>Home</b>	41	24	15	2 (0)	50	142	125	.610
	<b>Road</b>	41	18	13	7 (3)	46	139	131	.560
<i>Third in Atlantic Division - 10th of 30 teams</i>									
<i>Eliminated Washington, 4-2, in Conference Quarterfinals; Eliminated Buffalo, 4-3, in Conference Semifinals; Lost to New Jersey, 4-1, in Conference Finals</i>									
<b>2001-02</b>	<b>TOTAL</b>	<b>82</b>	<b>28</b>	<b>41</b>	<b>8 (5)</b>	<b>69</b>	<b>198</b>	<b>249</b>	<b>.421</b>
	<b>Ivan Hlinka</b>	4	0	4	0	0	17	17	.000
	<b>Rick Kehoe</b>	78	28	37	8 (5)	69	181	232	.442
	<b>Home</b>	41	16	20	4 (1)	37	114	128	.451
	<b>Road</b>	41	12	21	4 (4)	32	84	121	.390
<i>Rick Kehoe replaced Ivan Hlinka on Oct. 14, 2001</i>									
<i>Fifth in Atlantic Division - 26th of 30 teams - Did not make playoffs</i>									
<b>2002-03</b>	<b>Rick Kehoe</b>	<b>82</b>	<b>27</b>	<b>44</b>	<b>6 (5)</b>	<b>65</b>	<b>189</b>	<b>255</b>	<b>.396</b>
	<b>Home</b>	41	15	22	2 (2)	34	99	132	.415
	<b>Road</b>	41	12	22	4 (3)	31	90	123	.378
<i>Fifth in Atlantic Division - 29th of 30 teams - Did not make playoffs</i>									
<b>2003-04</b>	<b>Eddie Olczyk</b>	<b>82</b>	<b>23</b>	<b>47</b>	<b>8 (4)</b>	<b>58</b>	<b>190</b>	<b>303</b>	<b>.354</b>
	<b>Home</b>	41	13	22	6 (0)	32	95	145	.390
	<b>Road</b>	41	10	25	2 (4)	26	95	158	.371
<i>Fifth in Atlantic Division - 30th of 30 teams - Did not make playoffs</i>									
<b>2005-06</b>	<b>TOTAL</b>	<b>82</b>	<b>22</b>	<b>46</b>	<b>14</b>	<b>58</b>	<b>243</b>	<b>310</b>	<b>.354</b>
	<b>Eddie Olczyk</b>	31	8	17	6	22	81	123	.355
	<b>Michel Therrien</b>	51	14	29	8	36	162	187	.353
	<b>Home</b>	41	12	21	8	32	132	153	.390
	<b>Road</b>	41	10	25	6	26	111	157	.317
<i>Michel Therrien replaced Eddie Olczyk on Dec. 15, 2005</i>									
<i>Fifth in Atlantic Division - 29th of 30 teams - Did not make playoffs</i>									
<b>2006-07</b>	<b>Michel Therrien</b>	<b>82</b>	<b>47</b>	<b>24</b>	<b>11</b>	<b>105</b>	<b>267</b>	<b>240</b>	<b>.640</b>
	<b>Home</b>	41	26	10	5	57	131	101	.695
	<b>Road</b>	41	21	14	6	48	136	139	.585
<i>Second in Atlantic Division - 10th of 30 teams - Lost to Ottawa, 4-1, in Conference Quarterfinals</i>									
<b>2007-08</b>	<b>Michel Therrien</b>	<b>82</b>	<b>47</b>	<b>27</b>	<b>8</b>	<b>102</b>	<b>240</b>	<b>212</b>	<b>.622</b>
	<b>Home</b>	41	26	10	5	57	134	94	.695
	<b>Road</b>	41	21	17	3	45	106	118	.549
<i>First in Atlantic Division - 4th of 30 teams</i>									
<i>Eliminated Ottawa, 4-0, in Conference Quarterfinals; Eliminated NY Rangers, 4-1, in Conference Semifinals; Eliminated Philadelphia, 4-1, in Conference Final; Lost to Detroit, 4-2, in Stanley Cup Final</i>									
<b>2008-09</b>	<b>TOTAL</b>	<b>82</b>	<b>45</b>	<b>28</b>	<b>9</b>	<b>99</b>	<b>258</b>	<b>233</b>	<b>.604</b>
	<b>Michel Therrien</b>	57	27	25	5	59	167	172	.518

YEAR	COACH	GP	W	L	T	PTS	GF	GA	PCT
	<b>Dan Bylsma</b>	25	18	3	4	40	91	61	.800
	<b>Home</b>	41	25	13	3	53	131	102	.646
	<b>Road</b>	41	20	15	6	46	127	131	.561
	<i>Dan Bylsma replaced Michel Therrien on Feb. 15, 2009</i>								
	<i>Second in Atlantic Division - 8th of 30 teams</i>								
	<i>Eliminated Philadelphia, 4-2, in Conference Quarterfinals; Eliminated Washington, 4-3, in Conference Semifinals; Eliminated Carolina, 4-0, in Conference Final; Defeated Detroit, 4-3, in Stanley Cup Final</i>								
<b>2009-10</b>	<b>Dan Bylsma</b>	<b>82</b>	<b>47</b>	<b>28</b>	<b>7</b>	<b>101</b>	<b>249</b>	<b>235</b>	<b>.616</b>
	<b>Home</b>	41	25	12	4	54	140	113	.659
	<b>Road</b>	41	22	16	3	47	109	122	.573
	<i>Second in Atlantic Division - 8th of 30 teams</i>								
	<i>Eliminated Ottawa, 4-2, in Conference Quarterfinals; Lost to Montreal, 4-3, in Conference Semifinals</i>								
<b>2010-11</b>	<b>Dan Bylsma</b>	<b>82</b>	<b>49</b>	<b>25</b>	<b>8</b>	<b>106</b>	<b>228</b>	<b>196</b>	<b>.646</b>
	<b>Home</b>	41	25	14	2	52	116	94	.634
	<b>Road</b>	41	24	11	6	54	112	102	.659
	<i>Second in Atlantic Division - 3rd (tied) of 30 teams - Lost to Tampa Bay, 4-3, in Conference Quarterfinals</i>								
<b>2011-12</b>	<b>Dan Bylsma</b>	<b>82</b>	<b>51</b>	<b>25</b>	<b>6</b>	<b>108</b>	<b>273</b>	<b>218</b>	<b>.659</b>
	<b>Home</b>	41	29	10	2	60	146	103	.732
	<b>Road</b>	41	22	15	4	48	127	115	.585
	<i>Second in Atlantic Division - 4th of 30 teams - Lost to Philadelphia, 4-2, in Conference Quarterfinals</i>								
<b>2012-13</b>	<b>Dan Bylsma</b>	<b>48</b>	<b>36</b>	<b>12</b>	<b>0</b>	<b>72</b>	<b>162</b>	<b>119</b>	<b>.750</b>
	<b>Home</b>	24	18	6	0	36	78	52	.750
	<b>Road</b>	24	18	6	0	36	84	67	.750
	<i>First in Atlantic Division - 2nd of 30 teams</i>								
	<i>Eliminated NY Islanders, 4-2, in Conference Quarterfinals; Eliminated Ottawa, 4-1, in Conference Semifinals; Lost to Boston, 4-0, in Conference Final</i>								
<b>2013-14</b>	<b>Dan Bylsma</b>	<b>82</b>	<b>51</b>	<b>24</b>	<b>7</b>	<b>109</b>	<b>242</b>	<b>204</b>	<b>.665</b>
	<b>Home</b>	41	28	9	4	60	132	93	.732
	<b>Road</b>	41	23	15	3	49	110	111	.598
	<i>First in Metropolitan Division - 6th of 30 teams</i>								
	<i>Eliminated Columbus, 4-2, in First Round; Lost to NY Rangers, 4-3, in Second Round</i>								
<b>2014-15</b>	<b>Mike Johnston</b>	<b>82</b>	<b>43</b>	<b>27</b>	<b>12</b>	<b>98</b>	<b>217</b>	<b>204</b>	<b>.598</b>
	<b>Home</b>	41	23	14	4	50	116	103	.610
	<b>Road</b>	41	20	13	8	48	101	101	.585
	<i>Fourth in Metropolitan Division - 15th of 30 teams - Lost to NY Rangers, 4-1, in First Round</i>								
<b>2015-16</b>	<b>TOTAL</b>	<b>82</b>	<b>48</b>	<b>26</b>	<b>8</b>	<b>104</b>	<b>241</b>	<b>199</b>	<b>.634</b>
	<b>Mike Johnston</b>	28	15	10	3	33	66	65	.589
	<b>Mike Sullivan</b>	54	33	16	5	71	175	134	.657
	<b>Home</b>	41	26	11	4	56	131	101	.683
	<b>Road</b>	41	22	15	4	48	110	98	.585
	<i>Mike Sullivan replaced Mike Johnston on Dec. 12, 2015</i>								
	<i>Second in Metropolitan Division - 4th of 30 teams</i>								
	<i>Eliminated NY Rangers, 4-1, in First Round; Eliminated Washington, 4-2, in Second Round;</i>								

YEAR	COACH	GP	W	L	T	PTS	GF	GA	PCT
<i>Eliminated Tampa Bay, 4-3, in Conference Final; Defeated San Jose, 4-2, in Stanley Cup Final</i>									
<b>2016-17</b>	<b>Mike Sullivan</b>	<b>82</b>	<b>50</b>	<b>21</b>	<b>11</b>	<b>111</b>	<b>278</b>	<b>229</b>	<b>.677</b>
	<b>Home</b>	41	31	6	4	66	156	108	.805
	<b>Road</b>	41	19	15	7	45	122	121	.549
<i>Second in Metropolitan Division - 2nd of 30 teams</i>									
<i>Eliminated Columbus, 4-1, in First Round; Eliminated Washington, 4-3, in Second Round;</i>									
<i>Eliminated Ottawa, 4-3, in Conference Final; Defeated Nashville, 4-2, in Stanley Cup Final</i>									
<b>2017-18</b>	<b>Mike Sullivan</b>	<b>82</b>	<b>47</b>	<b>29</b>	<b>6</b>	<b>100</b>	<b>270</b>	<b>248</b>	<b>.610</b>
	<b>Home</b>	41	30	9	2	62	149	110	.756
	<b>Road</b>	41	17	20	4	38	121	138	.463
<i>Second in Metropolitan Division - 10th of 31 teams</i>									
<i>Eliminated Philadelphia, 4-2, in First Round; Lost to Washington, 4-2, in Second Round</i>									
<b>2018-19</b>	<b>Mike Sullivan</b>	<b>82</b>	<b>44</b>	<b>26</b>	<b>12</b>	<b>100</b>	<b>271</b>	<b>238</b>	<b>.610</b>
	<b>Home</b>	41	23	14	4	50	135	125	.610
	<b>Road</b>	41	21	12	8	50	136	113	.610
<i>Third in Metropolitan Division - 9th of 31 teams</i>									
<i>Lost to NY Islanders, 4-0, in First Round</i>									
<b>2019-20</b>	<b>Mike Sullivan</b>	<b>56</b>	<b>37</b>	<b>16</b>	<b>3</b>	<b>77</b>	<b>221</b>	<b>196</b>	<b>.623</b>
	<b>Home</b>	35	23	8	4	50	121	92	.714
	<b>Road</b>	34	17	15	2	36	100	104	.529
<i>Third in Metropolitan Division - 7th of 31 teams</i>									
<i>Lost to Montreal Canadiens, 3-1, in Qualifying Round</i>									
<b>2020-21</b>	<b>Mike Sullivan</b>	<b>69</b>	<b>40</b>	<b>23</b>	<b>6</b>	<b>86</b>	<b>196</b>	<b>156</b>	<b>.688</b>
	<b>Home</b>	28	22	4	2	46	100	61	.821
	<b>Road</b>	28	15	12	1	31	93	94	.554
<i>First in East Division - 5th of 31 teams</i>									
<i>Lost to New York Islanders, 4-2, in First Round</i>									
<b>2021-22</b>	<b>Mike Sullivan</b>	<b>82</b>	<b>46</b>	<b>25</b>	<b>11</b>	<b>103</b>	<b>269</b>	<b>222</b>	<b>.636</b>
	<b>Home</b>	41	23	13	5	51	144	120	.622
	<b>Road</b>	41	23	12	6	52	125	102	.634
<i>Third in Metropolitan Division - 12th of 32 teams</i>									
<i>Lost to New York Rangers, 4-3, in First Round</i>									

# TEAM CAPTAINS AND PRESIDENTS

## PRESIDENTS

<b>1967-70</b>	Jack E. McGregor
<b>1970-72</b>	Jack Riley
<b>1973-74</b>	No President
<b>1975-77</b>	Wren Blair
<b>1977-81</b>	Vince Bartimo
<b>1981-88</b>	Edward J. DeBartolo, Sr.
<b>1988-91</b>	Denise DeBartolo-York
<b>1991-92</b>	Howard Baldwin
<b>1993-96</b>	Jack Kelley
<b>1996-97</b>	Donn Patton
<b>1998-99</b>	Craig Patrick
<b>1999-01</b>	Mario Lemieux
<b>2001-02</b>	Tom Rooney/Ken Sawyer
<b>2002-07</b>	Ken Sawyer
<b>2007-22</b>	David Morehouse
<b>2022-PRESENT</b>	Kevin Acklin

## CAPTAINS

<b>1967-68</b>	Ab McDonald
<b>1968-69</b>	Earl Ingarfield
<b>1969-73</b>	No Captain
<b>1973-77</b>	Ron Schock
<b>1977-78</b>	Jean Pronovost
<b>1978-81</b>	Orest Kindrachuk
<b>1981-84</b>	Randy Carlyle
<b>1984-86</b>	Mike Bullard
<b>1986-87</b>	Mike Bullard/Terry Ruskowski
<b>1987-88</b>	Dan Frawley/Mario Lemieux
<b>1988-94</b>	Mario Lemieux
<b>1994-95</b>	Ron Francis
<b>1995-97</b>	Mario Lemieux
<b>1997-98</b>	Ron Francis
<b>1998-01</b>	Jaromir Jagr
<b>2001-06</b>	Mario Lemieux
<b>2006-07</b>	No Captain
<b>2007-PRESENT</b>	Sidney Crosby

# SCOUTS

## SCOUTS

<b>EDGAR BRENCHLEY</b>	1967-70 & 1971-73	<b>PHIL RUSSELL</b>	1993-97	<b>RYAN BOWNESS</b>	2016-22
<b>RUDY MIGAY</b>	1967-68 & 1971-75	<b>GLENN PATRICK</b>	1994-06	<b>FRANK GOLDEN</b>	2014-22
<b>KEN CARSON</b>	1967-68	<b>HERB BROOKS</b>	1996-03	<b>CHRIS PRYOR</b>	2021-22
<b>"RED" SULLIVAN</b>	1969-70	<b>WAYNE DANIELS</b>	1999-05	<b>JAY HEINBUCK</b>	2006-present
<b>DAVE LUCAS</b>	1969-75	<b>NEIL SHEA</b>	1999-06	<b>BRIAN FITZGERALD</b>	2006-present
<b>CLARE ROTHERMEL</b>	1969-75 & 1977-84	<b>RICHARD ROSE</b>	2001-05	<b>LUC GAUTHIER</b>	2008-present
<b>RON MARLOW</b>	1971-72	<b>CHUCK GRILLO</b>	2001-11	<b>TOMMY WESTLUND</b>	2011-present
<b>DICK COSS</b>	1971-72	<b>MATT RECCHI</b>	2005-08	<b>GILLES MELOCHE</b>	1990-06; 2013-present
<b>GERRY BROWN</b>	1971-74	<b>BILL O'FLAHERTY</b>	2006-07	<b>WARREN YOUNG</b>	2013-present
<b>JACK RILEY</b>	1974-75	<b>DARRYL PLANDOWSKI</b>	2006-08	<b>COLIN ALEXANDER</b>	2015-present
<b>KEN SCHINKEL</b>	1974-76	<b>ROBERT NEUHAUSER</b>	2006-11	<b>PETRI PAKASLAHTI</b>	2015-present
<b>GERALD BLAIR</b>	1976-77	<b>JIM MADIGAN</b>	2006-11	<b>JAMIE HUFFMAN</b>	2017-present
<b>BILLY TAYLOR</b>	1979-86	<b>DAVID MCNAMARA</b>	2007-12	<b>DAN MCLEAN</b>	2017-present
<b>ALBERT MANDANICI</b>	1981-88	<b>DAVE ALLISON</b>	2009-12	<b>KEVIN STEVENS</b>	2005-12; 2017-present
<b>LOU ANGOTTI</b>	1984-86	<b>ANDRE SAVARD</b>	2009-14	<b>CRAIG PATRICK</b>	2018-present
<b>BRUCE HARALSON</b>	1984-89	<b>DON WADDELL</b>	2012-14	<b>JAY MCCLEMENT</b>	2019-present
<b>JOHN GILL</b>	1985-95	<b>ERKKI RAJAMAKI</b>	2013-15	<b>NICK PRYOR</b>	2021-present
<b>PAUL GOULET</b>	1986-88	<b>DAN MACKINNON</b>	2006-16	<b>WILL ACTON</b>	2021-present
<b>DOUG WOOD</b>	1986-88	<b>CHRIS DEPIERO</b>	2012-16	<b>KERRY HUFFMAN</b>	2021-present
<b>RICK KEHOE</b>	1986-06	<b>RON PYETTE</b>	2008-17	<b>MATT MANGENE</b>	2021-present
<b>FRED GORE</b>	1987-89	<b>RANDY SEXTON</b>	2010-17	<b>ALEXANDER KHAVANOV</b>	2021-present
<b>GREG MALONE</b>	1988-06	<b>SCOTT BELL</b>	2012-17	<b>KRISSY WENDELL-POHL</b>	2021-present
<b>LES BINKLEY</b>	1989-99	<b>WAYNE MEIER</b>	2006-18	<b>GARRETT PETERS</b>	2021-present
<b>CHARLIE HODGE</b>	1989-05	<b>PATRIK ALLVIN</b>	2006-20	<b>GREG PATERYN</b>	2022-present
<b>DOUG MCCAULEY</b>	1989-91	<b>REINE RAUHALA</b>	2018-20		
<b>RALPH COX</b>	1989-99	<b>DEREK CLANCEY</b>	2007-2021		
<b>PIERRE MCGUIRE</b>	1990-91	<b>AL SANTILLI</b>	2011-2021		
<b>MARK KELLEY</b>	1993-06	<b>CASEY TORRES</b>	2016-2021		

# ALL-TIME LEADERS

## GAMES PLAYED

	SEASON	
JOE MULLEN	84	1993-94
LARRY MURPHY	84	1993-94
MARTIN STRAKA	84	1993-94
RON FRANCIS	84	1992-93
SHAWN MCEACHERN	84	1992-93
KEVIN STEVENS	83	1993-94
LARRY MURPHY	83	1992-93

40 PLAYERS TIED WITH 82

## GOALS

	SEASON	
MARIO LEMIEUX	85	1988-89
MARIO LEMIEUX	70	1987-88
MARIO LEMIEUX	69	1995-96
MARIO LEMIEUX	69	1992-93
JAROMIR JAGR	62	1995-96
KEVIN STEVENS	55	1992-93
RICK KEHOE	55	1980-81
KEVIN STEVENS	54	1991-92
MARIO LEMIEUX	54	1986-87
PIERRE LAROUCHE	53	1975-76
JAROMIR JAGR	52	2000-01
JEAN PRONOVOST	52	1975-76
SIDNEY CROSBY	51	2009-10
MIKE BULLARD	51	1983-84
EVGENI MALKIN	50	2011-12
MARIO LEMIEUX	50	1996-97

	CAREER
SIDNEY CROSBY	1,108
EVGENI MALKIN	981
KRIS LETANG	941
MARIO LEMIEUX	915
JAROMIR JAGR	806
JEAN PRONOVOST	753
RICK KEHOE	722
BROOKS ORPIK	703
MARC-ANDRE FLEURY	691
RON STACKHOUSE	621
RON SCHOCK	619
DAVE BURROWS	573
BOB ERREY	572

	CAREER
MARIO LEMIEUX	690
SIDNEY CROSBY	517
EVGENI MALKIN	444
JAROMIR JAGR	439
JEAN PRONOVOST	316
RICK KEHOE	312
KEVIN STEVENS	260
MIKE BULLARD	185
CHRIS KUNITZ	169
MARTIN STRAKA	165
RON FRANCIS	164
MARK RECCHI	154
JOE MULLEN	153
SYL APPS	151
ALEXEI KOVALEV	151
ROB BROWN	150

## ALL-TIME LEADERS CONTINUED

## ASSISTS

SEASON		
MARIO LEMIEUX	114	1988-89
MARIO LEMIEUX	98	1987-88
MARIO LEMIEUX	93	1985-86
MARIO LEMIEUX	92	1995-96
RON FRANCIS	92	1995-96
MARIO LEMIEUX	91	1992-93
JAROMIR JAGR	87	1995-96
MARIO LEMIEUX	87	1991-92
<b>SIDNEY CROSBY</b>	<b>84</b>	<b>2006-07</b>
JAROMIR JAGR	83	1998-99
PAUL COFFEY	83	1988-89

CAREER	
MARIO LEMIEUX	1,033
<b>SIDNEY CROSBY</b>	<b>892</b>
<b>EVGENI MALKIN</b>	<b>702</b>
JAROMIR JAGR	640
<b>KRIS LETANG</b>	<b>506</b>
RON FRANCIS	449
SYL APPS	349
PAUL COFFEY	332
RICK KEHOE	324
KEVIN STEVENS	295
JEAN PRONOVOST	287

## POINTS

SEASON		
MARIO LEMIEUX	199	1988-89
MARIO LEMIEUX	168	1987-88
MARIO LEMIEUX	161	1995-96
MARIO LEMIEUX	160	1992-93
JAROMIR JAGR	149	1995-96
MARIO LEMIEUX	141	1985-86
MARIO LEMIEUX	131	1991-92
JAROMIR JAGR	127	1998-99
KEVIN STEVENS	123	1991-92
MARIO LEMIEUX	123	1989-90
MARIO LEMIEUX	122	1996-97
JAROMIR JAGR	121	2000-01
<b>SIDNEY CROSBY</b>	<b>120</b>	<b>2006-07</b>
RON FRANCIS	119	1995-96
ROB BROWN	115	1988-89

CAREER	
MARIO LEMIEUX	1,723
<b>SIDNEY CROSBY</b>	<b>1,409</b>
<b>EVGENI MALKIN</b>	<b>1,146</b>
JAROMIR JAGR	1,079
<b>KRIS LETANG</b>	<b>650</b>
RICK KEHOE	636
RON FRANCIS	613
JEAN PRONOVOST	603
KEVIN STEVENS	555
SYL APPS	500
MARTIN STRAKA	442
PAUL COFFEY	440
RON SCHOCK	404
CHRIS KUNITZ	388
MARK RECCHI	385

## ALL-TIME LEADERS CONTINUED

## POWER-PLAY GOALS

SEASON		
MARIO LEMIEUX	31	1995-96
MARIO LEMIEUX	31	1988-89
KEVIN STEVENS	26	1992-93
ROB BROWN	24	1988-89
MARIO LEMIEUX	22	1987-88
KEVIN STEVENS	21	1993-94
DAN QUINN	21	1987-88
PAUL GARDNER	21	1981-82

FOUR PLAYERS TIED WITH 20

CAREER	
MARIO LEMIEUX	236
EVGENI MALKIN	162
SIDNEY CROSBY	153
JAROMIR JAGR	110
KEVIN STEVENS	110
RICK KEHOE	95
JEAN PRONOVOST	70
ROB BROWN	68
MARK RECCHI	61
PAUL GARDNER	59
MIKE BULLARD	59
RON FRANCIS	54

## POWER-PLAY POINT/ASSISTS (SEASON)

POINTS - SEASON		
MARIO LEMIEUX	80	1987-88
MARIO LEMIEUX	79	1988-89
MARIO LEMIEUX	79	1995-96
MARIO LEMIEUX	66	1985-86
PAUL COFFEY	64	1988-89
SIDNEY CROSBY	61	2006-07
MARIO LEMIEUX	55	1992-93
RON FRANCIS	54	1995-96
JAROMIR JAGR	51	1995-96
RON FRANCIS	50	1995-96

ASSISTS - SEASON		
MARIO LEMIEUX	58	1987-88
PAUL COFFEY	53	1988-89
MARIO LEMIEUX	49	1988-89
SIDNEY CROSBY	48	2006-07
MARIO LEMIEUX	48	1995-96
MARIO LEMIEUX	45	1985-86
RON FRANCIS	42	1995-96
RON FRANCIS	41	1992-93
MARIO LEMIEUX	39	1992-93

THREE PLAYERS TIED 38

## SHORTHANDED GOALS

SEASON		
MARIO LEMIEUX	13	1988-89
MARIO LEMIEUX	10	1987-88
MARIO LEMIEUX	8	1995-96
JORDAN STAAL	7	2006-07
MARIO LEMIEUX	6	1992-93
RYAN MALONE	5	2005-06

ELEVEN PLAYERS TIED WITH 4

CAREER	
MARIO LEMIEUX	49
JEAN PRONOVOST	14
RON SCHOCK	14
JORDAN STAAL	13
GEORGE FERGUSON	12
MAXIME TALBOT	12
SYL APPS	11
RYAN MALONE	11
BOB ERREY	9
JAROMIR JAGR	9
MARTIN STRAKA	9



## ALL-TIME LEADERS CONTINUED

## GAME-WINNING GOALS

SEASON		
JAROMIR JAGR	12	1995-96
PHIL KESSEL	10	2018-19
PETR SYKORA	10	2008-09
JAROMIR JAGR	10	2000-01
MARIO LEMIEUX	10	1992-93
SIDNEY CROSBY	9	2015-16
EVGENI MALKIN	9	2011-12
ALEXEI KOVALEV	9	2000-01
JOE MULLEN	9	1993-94
JAROMIR JAGR	9	1992-93
MARK RECCHI	9	1990-91
JEAN PRONOVOST	9	1974-75

FIVE PLAYERS TIED WITH 8

CAREER	
EVGENI MALKIN	78
SIDNEY CROSBY	78
JAROMIR JAGR	78
MARIO LEMIEUX	74
JEAN PRONOVOST	42
KRIS LETANG	29
CHRIS KUNITZ	28
KEVIN STEVENS	27
RICK KEHOE	26
MARTIN STRAKA	26
PHIL KESSEL	25
JAKE GUENTZEL	23

## SHOTS

SEASON		
JAROMIR JAGR	403	1995-96
MARIO LEMIEUX	382	1987-88
JAROMIR JAGR	343	1998-99
PAUL COFFEY	342	1988-89
EVGENI MALKIN	339	2011-12
MARIO LEMIEUX	338	1995-96
JAMES NEAL	329	2011-12
MARIO LEMIEUX	327	1996-97

CAREER	
MARIO LEMIEUX	3633
SIDNEY CROSBY	3539
EVGENI MALKIN	3246
JAROMIR JAGR	2911
KRIS LETANG	2457
JEAN PRONOVOST	2311
RICK KEHOE	2160
KEVIN STEVENS	1631
RON STACKHOUSE	1341
CHRIS KUNITZ	1318
PATRIC HORNQVIST	1312
PAUL COFFEY	1306

## SHOOTING PERCENTAGE

SEASON		
WARREN YOUNG	30.8	1984-85
ROB BROWN	30.0	1987-88
ROB BROWN	29.0	1988-89
TERRY RUSKOWSKI	28.6	1985-86
MARIO LEMIEUX	27.2	1988-89

CAREER	
ROB BROWN	19.7
MIKE BULLARD	19.1
MARIO LEMIEUX	19.0
PAUL GARDNER	19.0
JOE MULLEN	17.8

## ALL-TIME LEADERS CONTINUED

## OVERTIME GOALS

SEASON		
SIDNEY CROSBY	3	2017-18
PHIL KESSEL	3	2017-18
JAMES NEAL	3	2013-14
COLBY ARMSTRONG	3	2006-07
SIDNEY CROSBY	3	2005-06
RYAN MALONE	3	2003-04
ALEKSEY MOROZOV	3	2003-04
JAROMIR JAGR	3	1998-99

14 PLAYERS TIED WITH 2

CAREER	
SIDNEY CROSBY	19
EVGENI MALKIN	13
MARIO LEMIEUX	11
JAROMIR JAGR	9
KRIS LETANG	8
PHIL KESSEL	7
BRYAN RUST	4
JAKE GUENTZEL	4
ALEKSEY MOROZOV	4
ALEX KOVALEV	4

## SHOOTOUT GOALS

SEASON		
EVGENI MALKIN	8	2011-12
SIDNEY CROSBY	8	2009-10
ERIK CHRISTENSEN	8	2006-07
SIDNEY CROSBY	5	2014-15
ERIK CHRISTENSEN	5	2007-08
KRIS LETANG	5	2007-08
SIDNEY CROSBY	5	2006-07
CHRIS KUNITZ	4	2011-12
JAMES NEAL	4	2011-12
KRIS LETANG	4	2009-10

CAREER	
SIDNEY CROSBY	41
KRIS LETANG	26
EVGENI MALKIN	23
ERIK CHRISTENSEN	14
JAMES NEAL	9
CHRIS KUNITZ	8
JAKE GUENTZEL	6
DAVID PERRON	6
BRYAN RUST	5
PHIL KESSEL	5
PETR SYKORA	5

## SHOOTOUT GAME DECIDING GOALS

SEASON		
SIDNEY CROSBY	4	2009-10
SIDNEY CROSBY	4	2006-07
PHIL KESSEL	3	2016-17
KRIS LETANG	3	2015-16
EVGENI MALKIN	3	2011-12
KRIS LETANG	3	2009-10
KRIS LETANG	3	2007-08
ERIK CHRISTENSEN	3	2006-07

CAREER	
SIDNEY CROSBY	19
KRIS LETANG	15
EVGENI MALKIN	9
CHRIS KUNITZ	5
JAMES NEAL	5
ERIK CHRISTENSEN	4
PHIL KESSEL	3
DAVID PERRON	3
BRANDON SUTTER	3
JUSSI JOKINEN	3

## ALL-TIME LEADERS CONTINUED

## CONSECUTIVE GAMES PLAYED

## REGULAR SEASON

PHIL KESSEL	328
CRAIG ADAMS	319
RON SCHOCK	313
JORDAN STAAL	302
NICK HARBARUK	276
EVGENI MALKIN	254
RON STACKHOUSE	235

## GAMES BY A GOALTENDER

## SEASON

MARC-ANDRE FLEURY	67	2011-12
MARC-ANDRE FLEURY	67	2009-10
MARC-ANDRE FLEURY	67	2006-07
JOHAN HEDBERG	66	2001-02
MARC-ANDRE FLEURY	65	2010-11
MARC-ANDRE FLEURY	64	2014-15
MARC-ANDRE FLEURY	64	2013-14
TOM BARRASSO	63	1997-98
TOM BARRASSO	63	1992-93
GREG MILLEN	63	1980-81
MARC-ANDRE FLEURY	62	2008-09
MICHEL DION	62	1981-82
DENIS HERRON	62	1977-78

## CAREER

MARC-ANDRE FLEURY	691
TOM BARRASSO	460
DENIS HERRON	290
KEN WREGGET	212
LES BINKLEY	196
JEAN-SEBASTIEN AUBIN	168
MATT MURRAY	199
TRISTAN JARRY	159
MICHEL DION	151
GREG MILLEN	135
ROBERTO ROMANO	125
JOHAN HEDBERG	116
JIM RUTHERFORD	115

## ALL-TIME LEADERS CONTINUED

## WINS

SEASON		
TOM BARRASSO	43	1992-93
MARC-ANDRE FLEURY	42	2011-12
MARC-ANDRE FLEURY	40	2006-07
MARC-ANDRE FLEURY	39	2013-14
MARC-ANDRE FLEURY	37	2009-10
MARC-ANDRE FLEURY	36	2010-11
MARC-ANDRE FLEURY	35	2015-16
MARC-ANDRE FLEURY	35	2008-09
TRISTAN JARRY	34	2021-22
MARC-ANDRE FLEURY	34	2014-15
MATT MURRAY	32	2016-17
TOM BARRASSO	31	1997-98
MATT MURRAY	29	2018-19
TOM BARRASSO	29	1995-96
MATT MURRAY	27	2017-18
TOM BARRASSO	27	1990-91

CAREER	
MARC-ANDRE FLEURY	375
TOM BARRASSO	226
KEN WREGGET	104
MATT MURRAY	117
TRISTAN JARRY	93
DENIS HERRON	88
JEAN-SEBASTIEN AUBIN	63
LES BINKLEY	58
GREG MILLEN	57
JOHAN HEDBERG	46
ROBERTO ROMANO	46
JIM RUTHERFORD	44
CASEY DESMITH	43
MICHEL DION	42
WENDELL YOUNG	42

## SHUTOUTS

SEASON		
MARC-ANDRE FLEURY	10	2014-15
TOM BARRASSO	7	1997-98
JOHAN HEDBERG	6	2001-02
LES BINKLEY	6	1967-68
MARC-ANDRE FLEURY	5	2015-16
MARC-ANDRE FLEURY	5	2013-14
MARC-ANDRE FLEURY	5	2006-07
DUNC WILSON	5	1976-77
TRISTAN JARRY	4	2021-22
MATT MURRAY	4	2018-19
MATT MURRAY	4	2016-17
MARC-ANDRE FLEURY	4	2008-09
MARC-ANDRE FLEURY	4	2007-08
TOM BARRASSO	4	1998-99
TOM BARRASSO	4	1992-93

CAREER	
MARC-ANDRE FLEURY	44
TOM BARRASSO	22
TRISTAN JARRY	11
LES BINKLEY	11
MATT MURRAY	11
CASEY DESMITH	9
JOHAN HEDBERG	7
JEAN-SEBASTIEN AUBIN	6
DENIS HERRON	6
KEN WREGGET	6
DUNC WILSON	5

FIVE GOALIES TIED WITH 4

# SEASON LEADERS

## GOALS

1967-68	22	Ab McDonald
1968-69	25	Keith McCreary
1969-70	26	Dean Prentice
1970-71	21	Keith McCreary, Dean Prentice, Jean Pronovost
1971-72	30	Greg Polis, Jean Pronovost
1972-73	35	Al McDonough
1973-74	43	Lowell MacDonald
1974-75	43	Jean Pronovost
1975-76	53	Pierre Larouche
1976-77	33	Jean Pronovost
1977-78	40	Jean Pronovost
1978-79	35	Greg Malone
1979-80	30	Rick Kehoe
1980-81	55	Rick Kehoe
1981-82	36	Mike Bullard, Paul Gardner
1982-83	29	Rick Kehoe
1983-84	51	Mike Bullard
1984-85	43	Mario Lemieux
1985-86	48	Mario Lemieux
1986-87	54	Mario Lemieux
1987-88	70	Mario Lemieux
1988-89	85	Mario Lemieux
1989-90	45	Mario Lemieux
1990-91	40	Mark Recchi, Kevin Stevens
1991-92	54	Kevin Stevens
1992-93	69	Mario Lemieux
1993-94	41	Kevin Stevens
1994-95	32	Jaromir Jagr
1995-96	69	Mario Lemieux
1996-97	50	Mario Lemieux
1997-98	35	Jaromir Jagr
1998-99	44	Jaromir Jagr
1999-00	42	Jaromir Jagr
2000-01	52	Jaromir Jagr
2001-02	32	Alexei Kovalev
2002-03	28	Mario Lemieux
2003-04	22	Ryan Malone
2005-06	39	Sidney Crosby
2006-07	36	Sidney Crosby
2007-08	47	Evgeni Malkin
2008-09	35	Evgeni Malkin

2009-10	51	Sidney Crosby
2010-11	32	Sidney Crosby
2011-12	50	Evgeni Malkin
2012-13	22	Chris Kunitz
2013-14	36	Sidney Crosby
2014-15	28	Sidney Crosby, Evgeni Malkin
2015-16	36	Sidney Crosby
2016-17	44	Sidney Crosby
2017-18	42	Evgeni Malkin
2018-19	40	Jake Guentzel
2019-20	27	Bryan Rust
2020-21	24	Sidney Crosby
2021-22	40	Jake Guentzel

## ALL-TIME SEASON LEADERS – MOST TIMES LEADING IN GOALS

NAME	INSTANCES
MARIO LEMIEUX	10
SIDNEY CROSBY	9
EVGENI MALKIN	5
JAROMIR JAGR	5
JEAN PRONOVOST	5

## SEASON LEADERS CONTINUED

## ASSISTS

1967-68	39	Andy Bathgate
1968-69	38	Charlie Burns
1969-70	32	Michel Briere
1970-71	32	Bryan Hextall
1971-72	44	Syl Apps
1972-73	56	Syl Apps
1973-74	61	Syl Apps
1974-75	63	Ron Schock
1975-76	67	Syl Apps
1976-77	43	Syl Apps
1977-78	43	Greg Malone
1978-79	42	Orest Kindrachuk
1979-80	32	Greg Malone
1980-81	67	Randy Carlyle
1981-82	64	Randy Carlyle
1982-83	44	Greg Malone
1983-84	41	Mike Bullard
1984-85	57	Mario Lemieux
1985-86	93	Mario Lemieux
1986-87	53	Mario Lemieux
1987-88	98	Mario Lemieux
1988-89	114	Mario Lemieux
1989-90	78	Mario Lemieux
1990-91	73	Mark Recchi
1991-92	87	Mario Lemieux
1992-93	91	Mario Lemieux
1993-94	67	Jaromir Jagr
1994-95	48	Ron Francis
1995-96	92	Mario Lemieux, Ron Francis
1996-97	72	Mario Lemieux
1997-98	67	Jaromir Jagr
1998-99	83	Jaromir Jagr
1999-00	54	Jaromir Jagr
2000-01	69	Jaromir Jagr
2001-02	44	Alexei Kovalev
2002-03	63	Mario Lemieux
2003-04	36	Dick Tarnstrom
2005-06	63	Sidney Crosby
2006-07	84	Sidney Crosby
2007-08	59	Evgeni Malkin
2008-09	78	Evgeni Malkin

2009-10	58	Sidney Crosby
2010-11	42	Kris Letang
2011-12	59	Evgeni Malkin
2012-13	41	Sidney Crosby
2013-14	68	Sidney Crosby
2014-15	56	Sidney Crosby
2015-16	51	Kris Letang
2016-17	47	Phil Kessel
2017-18	60	Sidney Crosby
2018-19	65	Sidney Crosby
2019-20	49	Evgeni Malkin
2020-21	38	Sidney Crosby, Kris Letang
2021-22	58	Kris Letang

ALL-TIME SEASON LEADERS –  
MOST TIMES LEADING IN ASSISTS

NAME	INSTANCES
MARIO LEMIEUX	11
SIDNEY CROSBY	9
SYL APPS	5
JAROMIR JAGR	5
EVGENI MALKIN	4
KRIS LETANG	4

## SEASON LEADERS CONTINUED

## POINTS

1967-68	59	Andy Bathgate
1968-69	52	Ken Schinkel
1969-70	51	Dean Prentice
1970-71	48	Bryan Hextall
1971-72	59	Syl Apps
1972-73	85	Syl Apps
1973-74	85	Syl Apps
1974-75	86	Ron Schock
1975-76	111	Pierre Larouche
1976-77	64	Jean Pronovost
1977-78	65	Jean Pronovost
1978-79	65	Greg Malone
1979-80	60	Rick Kehoe
1980-81	88	Rick Kehoe
1981-82	85	Rick Kehoe
1982-83	67	Doug Shedden
1983-84	92	Mike Bullard
1984-85	100	Mario Lemieux
1985-86	141	Mario Lemieux
1986-87	107	Mario Lemieux
1987-88	168	Mario Lemieux
1988-89	199	Mario Lemieux
1989-90	123	Mario Lemieux
1990-91	113	Mark Recchi
1991-92	131	Mario Lemieux
1992-93	160	Mario Lemieux
1993-94	99	Jaromir Jagr
1994-95	70	Jaromir Jagr
1995-96	161	Mario Lemieux
1996-97	122	Mario Lemieux
1997-98	102	Jaromir Jagr
1998-99	127	Jaromir Jagr
1999-00	96	Jaromir Jagr
2000-01	121	Jaromir Jagr
2001-02	76	Alexei Kovalev
2002-03	91	Mario Lemieux
2003-04	52	Dick Tarnstrom
2005-06	102	Sidney Crosby
2006-07	120	Sidney Crosby
2007-08	106	Evgeni Malkin
2008-09	113	Evgeni Malkin

2009-10	109	Sidney Crosby
2010-11	66	Sidney Crosby
2011-12	109	Evgeni Malkin
2012-13	56	Sidney Crosby
2013-14	104	Sidney Crosby
2014-15	84	Sidney Crosby
2015-16	85	Sidney Crosby
2016-17	89	Sidney Crosby
2017-18	98	Evgeni Malkin
2018-19	100	Sidney Crosby
2019-20	74	Evgeni Malkin
2020-21	62	Sidney Crosby
2021-22	84	Sidney Crosby/Jake Guentzel

ALL-TIME SEASON LEADERS –  
MOST TIMES LEADING IN POINTS

NAME	INSTANCES
<b>SIDNEY CROSBY</b>	12
<b>MARIO LEMIEUX</b>	11
<b>JAROMIR JAGR</b>	6
<b>EVGENI MALKIN</b>	5
<b>SYL APPS</b>	3
<b>RICK KEHOE</b>	3

## SEASON LEADERS CONTINUED

## GAME-WINNING GOALS

1967-68	4	Andy Bathgate
1968-69	4	Keith McCreary
1969-70	6	Jean Pronovost
1970-71	3	Andy Bathgate, Keith McCreary
1971-72	5	Bryan Hextall
1972-73	5	Jean Pronovost
1973-74	4	Al McDonough
1974-75	9	Jean Pronovost
1975-76	4	Syl Apps, Bob Kelly
1976-77	6	Pierre Larouche, Jean Pronovost
1977-78	5	Jean Pronovost
1978-79	7	Peter Lee
1979-80	5	Paul Marshall
1980-81	5	Rick Kehoe, Rod Schutt
1981-82	5	Mike Bullard
1982-83	4	Pat Boutette
1983-84	3	Rick Kehoe
1984-85	3	Wayne Babych, Doug Shedden, Warren Young
1985-86	7	Terry Ruskowski
1986-87	5	Randy Cunneynworth
1987-88	7	Mario Lemieux
1988-89	8	Mario Lemieux
1989-90	4	John Cullen, Mario Lemieux, Mark Recchi
1990-91	9	Mark Recchi
1991-92	5	Mario Lemieux
1992-93	10	Mario Lemieux
1993-94	9	Joe Mullen
1994-95	7	Jaromir Jagr
1995-96	12	Jaromir Jagr
1996-97	7	Mario Lemieux
1997-98	8	Jaromir Jagr
1998-99	7	Jaromir Jagr
1999-00	5	Jaromir Jagr, Robert Lang
2000-01	10	Jaromir Jagr
2001-02	6	Jan Hrdina
2002-03	4	Mario Lemieux, Martin Straka, Jan Hrdina
2003-04	5	Aleksey Morozov
2005-06	5	Sidney Crosby
2006-07	6	Evgeni Malkin

2007-08	6	Ryan Malone
2008-09	10	Petr Sykora
2009-10	7	Evgeni Malkin
2010-11	4	Jordan Staal, Alex Goligoski
2011-12	9	Evgeni Malkin
2012-13	6	James Neal
2013-14	8	Chris Kunitz
2014-15	5	Chris Kunitz, Blake Comeau
2015-16	9	Sidney Crosby
2016-17	6	Evgeni Malkin, Conor Sheary, Patric Hornqvist
2017-18	7	Evgeni Malkin
2018-19	10	Phil Kessel
2019-20	5	Evgeni Malkin
2020-21	7	Jake Guentzel
2021-22	9	Sidney Crosby

## ALL-TIME SEASON LEADERS – MOST TIMES LEADING IN GW GOALS

NAME	INSTANCES
MARIO LEMIEUX	7
EVGENI MALKIN	6
JAROMIR JAGR	6
JEAN PRONOVOST	5
SIDNEY CROSBY	3
SEVERAL TIED	2



## SEASON LEADERS CONTINUED

## POWER-PLAY GOALS

1967-68	6	Ab McDonald
1968-69	8	Keith McCreary, Ken Schinkel
1969-70	12	Dean Prentice
1970-71	7	Andy Bathgate, Dean Prentice
1971-72	8	Greg Polis
1972-73	8	Greg Polis, Eddie Shack
1973-74	9	Lowell MacDonald
1974-75	11	Jean Pronovost
1975-76	18	Pierre Larouche
1976-77	8	Pierre Larouche
1977-78	12	Jean Pronovost
1978-79	10	Peter Lee
1979-80	7	Rick Kehoe
1980-81	20	Rick Kehoe
1981-82	21	Paul Gardner
1982-83	20	Paul Gardner
1983-84	15	Mike Bullard
1984-85	14	Mike Bullard
1985-86	19	Doug Shedden
1986-87	19	Mario Lemieux
1987-88	22	Mario Lemieux
1988-89	31	Mario Lemieux
1989-90	14	Mario Lemieux
1990-91	18	Kevin Stevens
1991-92	19	Kevin Stevens
1992-93	26	Kevin Stevens
1993-94	21	Kevin Stevens
1994-95	8	Jaromir Jagr
1995-96	31	Mario Lemieux
1996-97	15	Mario Lemieux
1997-98	15	Stu Barnes
1998-99	13	Stu Barnes
1999-00	13	Robert Lang
2000-01	16	Mario Lemieux
2001-02	8	Alexei Kovalev
2002-03	14	Mario Lemieux
2003-04	12	Dick Tarnstrom
2005-06	16	Sidney Crosby
2006-07	16	Evgeni Malkin
2007-08	17	Evgeni Malkin
2008-09	14	Evgeni Malkin

2009-10	13	Evgeni Malkin, Sidney Crosby
2010-11	10	Sidney Crosby
2011-12	18	James Neal
2012-13	9	James Neal, Chris Kunitz
2013-14	13	Chris Kunitz
2014-15	10	Sidney Crosby
2015-16	11	Evgeni Malkin
2016-17	14	Sidney Crosby
2017-18	15	Patric Hornqvist
2018-19	12	Sidney Crosby/Phil Kessel
2019-20	8	Bryan Rust
2020-21	7	Jared McCann
2021-22	9	Bryan Rust/Evgeni Malkin

ALL-TIME SEASON LEADERS –  
MOST TIMES LEADING IN POINTS

NAME	INSTANCES
MARIO LEMIEUX	8
SIDNEY CROSBY	6
EVGENI MALKIN	6
KEVIN STEVENS	4
SEVERAL TIED	2

## SEASON LEADERS CONTINUED

## SHORTHANDED GOALS

1967-68	1	Ab McDonald, Earl Ingarfield
1968-69	2	Jean Pronovost, Bob Woytowich
1969-70	1	Val Fonteyne, Ron Schock
1970-71	2	Ron Schock
1971-72	2	Ron Schock
1972-73	3	Ron Schock
1973-74	4	Syl Apps, Jean Pronovost
1974-75	4	Vic Hadfield
1975-76	2	Lew Morrison, Jean Pronovost
1976-77	2	Syl Apps
1977-78	2	Pete Mahovlich, Jean Pronovost
1978-79	3	George Ferguson
1979-80	3	George Ferguson
1980-81	3	George Ferguson
1981-82	3	George Ferguson
1982-83	1	Pat Boutette, Randy Carlyle, Doug Shedden
1983-84	2	Kevin McClelland
1984-85	2	Mitch Lamoreux
1985-86	3	Dave Hannan
1986-87	3	Dan Quinn
1987-88	10	Mario Lemieux
1988-89	13	Mario Lemieux
1989-90	3	Mario Lemieux
1990-91	4	Phil Bourque
1991-92	4	Mario Lemieux
1992-93	6	Mario Lemieux
1993-94	2	Shawn McEachern, Joe Mullen
1994-95	3	Jaromir Jagr
1995-96	8	Mario Lemieux
1996-97	3	Petr Nedved, Mario Lemieux
1997-98	3	Martin Straka
1998-99	4	Martin Straka
1999-00	2	Alexei Kovalev, German Titov
2000-01	2	Alexei Kovalev
2001-02	1	Alexei Kovalev, Robert Lang, Toby Petersen, Dan LaCouture, Wayne Primeau
2002-03	2	Ville Nieminen
2003-04	3	Ryan Malone
2005-06	5	Ryan Malone
2006-07	7	Jordan Staal

2007-08	2	Ryan Malone, Maxime Talbot
2008-09	2	Evgeni Malkin, Maxime Talbot
2009-10	2	Evgeni Malkin, Sidney Crosby, Jordan Staal
2010-11	4	Pascal Dupuis
2011-12	3	Pascal Dupuis, Jordan Staal
2012-13	1	Pascal Dupuis, Craig Adams
2013-14	3	Brandon Sutter
2014-15	4	Brandon Sutter
2015-16	4	Eric Fehr
2016-17	2	Matt Cullen
2017-18	2	Bryan Rust
2018-19	3	Jared McCann
2019-20	2	Brandon Tanev
2020-21	3	Teddy Blueger
2021-22	1	Teddy Blueger/Bryan Boyle/Jeff Carter

## ALL-TIME SEASON LEADERS – MOST TIMES LEADING IN SH GOALS

NAME	INSTANCES
MARIO LEMIEUX	7
GEORGE FERGUSON	4
JEAN PRONOVOST	4
RON SCHOCK	4
PASCAL DUPUIS	3
ALEXEI KOVALEV	3
JORDAN STAAL	3

## SEASON LEADERS CONTINUED

## PENALTY MINUTES

1967-68	74	Leo Boivin
1968-69	81	Dunc McCallum
1969-70	189	Bryan Watson
1970-71	133	Bryan Hextall
1971-72	212	Bryan Watson
1972-73	179	Bryan Watson
1973-74	138	Steve Durbano
1974-75	172	Colin Campbell
1975-76	161	Steve Durbano
1976-77	115	Bob Kelly
1977-78	378	Dave Schultz
1978-79	155	Dave Schultz
1979-80	166	Kim Clackson
1980-81	204	Paul Baxter
1981-82	409	Paul Baxter
1982-83	238	Paul Baxter
1983-84	297	Gary Rissling
1984-85	207	Gary Rissling
1985-86	174	Dan Frawley
1986-87	218	Dan Frawley
1987-88	206	Rod Buskas
1988-89	285	Jay Caufield
1989-90	171	Kevin Stevens
1990-91	133	Kevin Stevens
1991-92	254	Kevin Stevens
1992-93	252	Rick Tocchet
1993-94	199	Ulf Samuelsson
1994-95	114	Francois Leroux
1995-96	161	Francois Leroux
1996-97	155	Dave Roche
1997-98	181	Chris Tamer
1998-99	93	Brad Werenka
1999-00	197	Matthew Barnaby
2000-01	168	Matthew Barnaby
2001-02	150	Krzysztof Oliwa
2002-03	128	Steve McKenna
2003-04	127	Brooks Orpik
2005-06	124	Brooks Orpik
2006-07	125	Jarkko Ruutu
2007-08	141	Georges Laraque
2008-09	171	Eric Godard

2009-10	120	Mike Rupp
2010-11	129	Matt Cooke
2011-12	87	James Neal
2012-13	62	Tanner Glass
2013-14	90	Tanner Glass
2014-15	238	Steve Downie
2015-16	66	Kris Letang
2016-17	77	Evgeni Malkin
2017-18	87	Evgeni Malkin
2018-19	89	Evgeni Malkin
2019-20	58	Evgeni Malkin
2020-21	32	Kris Letang
2021-22	49	Kris Letang

## ALL-TIME SEASON LEADERS – MOST TIMES LEADING IN PENALTY MINUTES

NAME	INSTANCES
<b>EVGENI MALKIN</b>	4
<b>BRYAN WATSON</b>	4
<b>PAUL BAXTER</b>	3
<b>KEVIN STEVENS</b>	3
<b>KRIS LETANG</b>	3
<b>SEVERAL TIED</b>	2

## SEASON LEADERS CONTINUED

## SHOTS

1967-68	292	Andy Bathgate
1968-69	226	Ken Schinkel
1969-70	225	Ken Schinkel
1970-71	225	Jean Pronovost
1971-72	214	Jean Pronovost
1972-73	285	Al McDonough
1973-74	260	Lowell MacDonald
1974-75	277	Jean Pronovost
1975-76	319	Pierre Larouche
1976-77	245	Rick Kehoe
1977-78	219	Jean Pronovost
1978-79	219	Peter Lee
1979-80	239	Rick Kehoe
1980-81	299	Rick Kehoe
1981-82	249	Rick Kehoe
1982-83	203	Rick Kehoe
1983-84	213	Mike Bullard
1984-85	209	Mario Lemieux
1985-86	276	Mario Lemieux
1986-87	267	Mario Lemieux
1987-88	382	Mario Lemieux
1988-89	342	Paul Coffey
1989-90	324	Paul Coffey
1990-91	253	Kevin Stevens
1991-92	325	Kevin Stevens
1992-93	326	Kevin Stevens
1993-94	298	Jaromir Jagr
1994-95	192	Jaromir Jagr
1995-96	403	Jaromir Jagr
1996-97	327	Mario Lemieux
1997-98	262	Jaromir Jagr
1998-99	343	Jaromir Jagr
1999-00	290	Jaromir Jagr
2000-01	317	Jaromir Jagr
2001-02	266	Alexei Kovalev
2002-03	235	Mario Lemieux
2003-04	163	Rico Fata
2005-06	278	Sidney Crosby
2006-07	250	Sidney Crosby
2007-08	272	Evgeni Malkin
2008-09	290	Evgeni Malkin

2009-10	298	Sidney Crosby
2010-11	236	Kris Letang
2011-12	339	Evgeni Malkin
2012-13	140	Pascal Dupuis
2013-14	259	Sidney Crosby
2014-15	237	Sidney Crosby
2015-16	274	Phil Kessel
2016-17	255	Sidney Crosby
2017-18	261	Phil Kessel
2018-19	227	Jake Guentzel
2019-20	177	Kris Letang
2020-21	159	Sidney Crosby
2021-22	264	Jake Guentzel

## ALL-TIME SEASON LEADERS – MOST TIMES LEADING IN SHOTS

NAME	INSTANCES
<b>SIDNEY CROSBY</b>	7
<b>JAROMIR JAGR</b>	7
<b>MARIO LEMIEUX</b>	6
<b>RICK KEHOE</b>	5
<b>JEAN PRONOVOST</b>	5

## SEASON LEADERS CONTINUED

## PLUS/MINUS (MIN: 25 GP)

1967-68	2	Wayne Hicks
1968-69	4	Ron Snell
1969-70	1	Bryan Watson
1970-71	10	Wally Boyer
1971-72	17	Syl Apps
1972-73	36	Lowell MacDonald
1973-74	21	Syl Apps
1974-75	29	Barry Wilkins
1975-76	26	Dave Burrows
1976-77	13	Bob Kelly
1977-78	4	Pete Mahovich
1978-79	21	Ron Stackhouse
1979-80	15	Ron Stackhouse
1980-81	12	Russ Anderson
1981-82	8	Greg Sheppard
1982-83	-6	Tim Hrnewich
1983-84	4	Bryan Maxwell
1984-85	-3	Greg Fox
1985-86	15	Mike Blaisdell
1986-87	15	Randy Cunneyworth
1987-88	23	Mario Lemieux
1988-89	41	Mario Lemieux
1989-90	11	Randy Hillier
1990-91	18	Gord Roberts
1991-92	33	Larry Murphy
1992-93	55	Mario Lemieux
1993-94	24	Martin Straka
1994-95	30	Ron Francis
1995-96	37	Petr Nedved
1996-97	27	Mario Lemieux
1997-98	17	Jaromir Jagr
1998-99	18	German Titov
1999-00	25	Jaromir Jagr
2000-01	20	Robert Lang
2001-02	9	Robert Lang
2002-03	5	Randy Robitaille
2003-04	-5	Ric Jackman
2005-06	15	Colby Armstrong
2006-07	16	Jordan Staal
2007-08	18	Sidney Crosby
2008-09	23	Rob Scuderi

2009-10	19	Jordan Staal
2010-11	20	Sidney Crosby, Alex Goligoski
2011-12	21	Kris Letang
2012-13	31	Pascal Dupuis
2013-14	33	Matt Niskanen
2014-15	17	Paul Martin
2015-16	29	Chris Kunitz
2016-17	27	Justin Schultz
2017-18	22	Justin Schultz
2018-19	31	Brian Dumoulin
2019-20	17	John Marino, Brian Dumoulin
2020-21	19	Kris Letang
2021-22	24	Brian Dumoulin

## ALL-TIME SEASON LEADERS – MOST TIMES LEADING IN PLUS/MINUS

NAME	INSTANCES
MARIO LEMIEUX	4
BRIAN DUMOULIN	3
SEVERAL TIED	2

## SEASON LEADERS CONTINUED

## GOALS-AGAINST AVERAGE (MIN:25 GP)

1967-68	2.87	Hank Bassen, Les Binkley
1968-69	3.20	Joe Daley
1969-70	3.03	Al Smith
1970-71	2.86	Les Binkley
1971-72	3.23	Jim Rutherford
1972-73	2.92	Jim Rutherford
1973-74	3.45	Jim Rutherford
1974-75	3.10	Gary Inness
1975-76	3.46	Michel Plasse
1976-77	2.94	Denis Herron
1977-78	3.57	Denis Herron
1978-79	3.37	Denis Herron
1979-80	3.65	Greg Millen
1980-81	4.17	Greg Millen
1981-82	3.80	Michel Dion
1982-83	4.27	Michel Dion
1983-84	4.10	Denis Herron
1984-85	4.45	Roberto Romano
1985-86	3.56	Roberto Romano
1986-87	3.44	Gilles Meloche
1987-88	4.10	Gilles Meloche
1988-89	4.04	Tom Barrasso
1989-90	4.17	Wendell Young
1990-91	3.59	Tom Barrasso
1991-92	3.53	Tom Barrasso
1992-93	3.01	Tom Barrasso
1993-94	3.36	Tom Barrasso
1994-95	3.21	Ken Wregget
1995-96	3.24	Ken Wregget
1996-97	2.95	Patrick Lalime
1997-98	2.07	Tom Barrasso
1998-99	2.55	Tom Barrasso
1999-00	2.58	Jean-Sebastien Aubin
2000-01	2.98	Garth Snow
2001-02	2.75	Johan Hedberg
2002-03	3.14	Johan Hedberg
2003-04	3.74	Sebastien Caron
2005-06	3.25	Marc-Andre Fleury
2006-07	2.83	Marc-Andre Fleury
2007-08	2.33	Marc-Andre Fleury
2008-09	2.67	Marc-Andre Fleury

2009-10	2.65	Marc-Andre Fleury
2010-11	2.32	Marc-Andre Fleury
2011-12	2.36	Marc-Andre Fleury
2012-13	2.39	Marc-Andre Fleury
2013-14	2.37	Marc-Andre Fleury
2014-15	2.32	Marc-Andre Fleury
2015-16	2.29	Marc-Andre Fleury
2016-17	2.41	Matt Murray
2017-18	2.77	Tristan Jarry
2018-19	2.69	Matt Murray
2019-20	2.43	Tristan Jarry
2020-21	2.54	Casey DeSmith
2021-22	2.79	Casey DeSmith

## ALL-TIME SEASON LEADERS – MOST TIMES LEADING IN G.A.A.

NAME	INSTANCES
MARC-ANDRE FLEURY	11
TOM BARRASSO	6
DENIS HERRON	4
JIM RUTHERFORD	3
SEVERAL TIED	2

## SEASON LEADERS CONTINUED

## SHUTOUTS

1967-68	6	Les Binkley
1968-69	2	Joe Daley
1969-70	3	Les Binkley
1970-71	2	Les Binkley, Al Smith
1971-72	1	Jim Rutherford
1972-73	3	Jim Rutherford
1973-74	1	Andy Brown
1974-75	2	Gary Inness
1975-76	2	Michel Plasse
1976-77	5	Dunc Wilson
1977-78	0	-
1978-79	2	Greg Millen
1979-80	2	Greg Millen
1980-81	0	-
1981-82	1	Gary Edwards
1982-83	1	Denis Herron
1983-84	1	Denis Herron, Roberto Romano
1984-85	1	Denis Herron, Roberto Romano
1985-86	2	Roberto Romano
1986-87	0	-
1987-88	1	Steve Guenette, Frank Pietrangelo
1988-89	0	-
1989-90	1	Wendell Young
1990-91	1	Tom Barrasso
1991-92	1	Tom Barrasso
1992-93	4	Tom Barrasso
1993-94	2	Tom Barrasso
1994-95	0	-
1995-96	3	Ken Wregget
1996-97	3	Patrick Lalime
1997-98	7	Tom Barrasso
1998-99	4	Tom Barrasso
1999-00	2	Jean-Sebastien Aubin
2000-01	3	Garth Snow
2001-02	6	Johan Hedberg
2002-03	2	Sebastien Caron
2003-04	1	Jean-Sebastien Aubin, Sebastien Caron, Marc-Andre Fleury
2005-06	1	Marc-Andre Fleury, Sebastien Caron
2006-07	5	Marc-Andre Fleury
2007-08	4	Marc-Andre Fleury
2008-09	4	Marc-Andre Fleury

2009-10	1	Marc-Andre Fleury
2010-11	3	Marc-Andre Fleury
2011-12	3	Marc-Andre Fleury
2012-13	3	Tomas Vokoun
2013-14	5	Marc-Andre Fleury
2014-15	10	Marc-Andre Fleury
2015-16	5	Marc-Andre Fleury
2016-17	4	Matt Murray
2017-18	2	Tristan Jarry
2018-19	4	Matt Murray
2019-20	3	Tristan Jarry
2020-21	2	Tristan Jarry, Casey DeSmith
2021-22	4	Tristan Jarry

## ALL-TIME SEASON LEADERS – MOST TIMES LEADING IN SHUTOUTS

NAME	INSTANCES
MARC-ANDRE FLEURY	11
TOM BARRASSO	6
TRISTAN JARRY	4
LES BINKLEY	3
SEBASTIEN CARON	3
DENIS HERRON	3
ROBERTO ROMANO	3

## SEASON LEADERS CONTINUED

## WINS

1967-68	20	Les Binkley
1968-69	10	Les Binkley, Joe Daley
1969-70	15	Al Smith
1970-71	11	Les Binkley
1971-72	17	Jim Rutherford
1972-73	20	Jim Rutherford
1973-74	13	Andy Brown
1974-75	24	Gary Inness
1975-76	24	Michel Plasse
1976-77	18	Dunc Wilson
1977-78	20	Denis Herron
1978-79	22	Denis Herron
1979-80	18	Greg Millen
1980-81	25	Greg Millen
1981-82	25	Michel Dion
1982-83	12	Michel Dion
1983-84	8	Denis Herron
1984-85	10	Denis Herron
1985-86	21	Roberto Romano
1986-87	13	Gilles Meloche
1987-88	12	Steve Guenette
1988-89	18	Tom Barrasso
1989-90	16	Wendell Young
1990-91	27	Tom Barrasso
1991-92	25	Tom Barrasso
1992-93	43	Tom Barrasso
1993-94	22	Tom Barrasso
1994-95	25	Ken Wregget
1995-96	29	Tom Barrasso
1996-97	21	Patrick Lalime
1997-98	31	Tom Barrasso
1998-99	19	Tom Barrasso
1999-00	23	Jean-Sebastien Aubin
2000-01	20	Jean-Sebastien Aubin
2001-02	25	Johan Hedberg
2002-03	14	Johan Hedberg
2003-04	9	Sebastien Caron
2005-06	13	Marc-Andre Fleury
2006-07	40	Marc-Andre Fleury
2007-08	19	Marc-Andre Fleury
2008-09	35	Marc-Andre Fleury

2009-10	37	Marc-Andre Fleury
2010-11	36	Marc-Andre Fleury
2011-12	42	Marc-Andre Fleury
2012-13	23	Marc-Andre Fleury
2013-14	39	Marc-Andre Fleury
2014-15	34	Marc-Andre Fleury
2015-16	35	Marc-Andre Fleury
2016-17	32	Matt Murray
2017-18	27	Matt Murray
2018-19	29	Matt Murray
2019-20	20	Matt Murray, Tristan Jarry
2020-21	25	Tristan Jarry
2021-22	34	Tristan Jarry

## ALL-TIME SEASON LEADERS – MOST TIMES LEADING IN WINS

NAME	INSTANCES
MARC-ANDRE FLEURY	11
TOM BARRASSO	8
DENIS HERRON	4
MATT MURRAY	4
LES BINKLEY	3
TRISTAN JARRY	3
SEVERAL TIED	2



# TEAM RECORDS

## SEASON

POINTS		
<b>Most Overall</b>	119*	1992-93
<b>Most Home</b>	68	1992-93
<b>Most Road</b>	54	2010-11
<b>Fewest Overall</b>	38	1983-84
<b>Fewest Home</b>	18	1983-84
<b>Fewest Road</b>	13	1982-83

\*Includes four points from neutral site games

WINS		
<b>Most Overall</b>	56	1992-93
<b>Most Home</b>	32	1992-93, 1995-96
<b>Most Road</b>	24	2010-11, 1992-93
<b>Fewest Overall</b>	16	1983-84
<b>Fewest Home</b>	7	1983-84
<b>Fewest Road</b>	3	1970-71

LOSSES		
<b>Most Overall</b>	58	1983-84
<b>Most Home</b>	29	1983-84
<b>Most Road</b>	31	1982-83, 1984-85
<b>Fewest Overall</b>	21	1992-93
<b>Fewest Home</b>	4	2020-21
<b>Fewest Road</b>	11	2010-11

TIES		
<b>Most Overall</b>	20	1970-71
<b>Most Home</b>	10	1998-99, 1997-98, 1974-75, 1967-68
<b>Most Road</b>	11	1970-71
<b>Fewest Overall</b>	4	1995-96
<b>Fewest Home</b>	0	1995-96
<b>Fewest Road</b>	1	1999-00

GOALS		
<b>Most For</b>	367	1992-93
<b>Most For Home</b>	215	1995-96
<b>Most For Road</b>	165	1992-93
<b>Most Against</b>	394	1982-83
<b>Most Against Home</b>	182	1983-84
<b>Most Against Road</b>	224	1982-83
<b>Fewest For</b>	182	1969-70
<b>Fewest For Home</b>	95	2003-04
<b>Fewest For Road</b>	77	1969-70
<b>Fewest Against</b>	188	1997-98

<b>Fewest Against Home</b>	92	1970-71, 2019-20
<b>Fewest Against Road</b>	90	1997-98

PENALTIES		
<b>Most For</b>	898	1988-89
<b>Most Against</b>	906	1988-89
<b>Fewest For</b>	176	2020-21
<b>Fewest Against</b>	175	2020-21

PENALTY MINUTES		
<b>Most For</b>	2,674	1988-89
<b>Most Against</b>	2,702	1988-89
<b>Fewest For</b>	395	2020-21
<b>Fewest Against</b>	400	2020-21

MINORS		
<b>Most For</b>	773	1987-88
<b>Most Against</b>	752	1987-88
<b>Fewest For</b>	160	2020-21
<b>Fewest Against</b>	160	2020-21

MAJORS		
<b>Most For</b>	118	1988-89
<b>Most Against</b>	114	1988-89
<b>Fewest For</b>	6	1967-68
<b>Fewest Against</b>	6	1967-68

MISCONDUCTS		
<b>Most For</b>	69	1981-82
<b>Most Against</b>	87	1981-82
<b>Fewest For</b>	1	1968-69, 2020-21, 2021-22
<b>Fewest Against</b>	3	2020-21

SHOTS ON GOAL		
<b>Most For</b>	2,849	2021-22
<b>Most Against</b>	2,944	1984-85
<b>Fewest For</b>	1,684	2020-21
<b>Fewest Against</b>	1,672	2020-21

POWER-PLAY GOALS		
<b>Most For</b>	119	1988-89
<b>Most Against</b>	120	1987-88
<b>Fewest For</b>	36	2020-21
<b>Fewest Against</b>	30	1967-68

## TEAM RECORDS CONTINUED

## SEASON

## POWER-PLAY CHANCES

<b>Most For</b>	500	1987-88
<b>Most Against</b>	533	2005-06
<b>Fewest For</b>	152	2020-21
<b>Fewest Against</b>	155	2020-21

## POWER-PLAY PERCENTAGE

<b>Highest For</b>	26.2	2017-18
<b>Highest Against</b>	27.5	1982-83
<b>Lowest For</b>	13.6	1967-68
<b>Lowest Against</b>	12.2	2011-12

## SHORTHANDED GOALS

<b>Most For</b>	21	1988-89
<b>Most Against</b>	22	1984-85
<b>Fewest For</b>	2	1969-70, 1967-68
<b>Fewest Against</b>	3	2017-18

## 80 OR MORE POINT PLAYERS

<b>Most For</b>	6	1992-93
<b>Fewest For</b>	0	17 times [last 2020-21]

## 90 OR MORE POINT PLAYERS

<b>Most For</b>	5	1992-93
<b>Fewest For</b>	0	26 times [last 2021-22]

## 100 OR MORE POINT PLAYERS

<b>Most For</b>	4	1992-93
<b>Fewest For</b>	0	31 times [last 2021-22]

## 20 OR MORE GOAL PLAYERS

<b>Most For</b>	9	1974-75
<b>Fewest For</b>	1	2003-04, 2002-03, 1968-69

## 30 OR MORE GOAL PLAYERS

<b>Most For</b>	5	1992-93, 1975-76
<b>Fewest For</b>	0	11 times [last 2020-21]

## 40 OR MORE GOAL PLAYERS

<b>Most For</b>	3	1995-96, 1992-93, 1991-92
<b>Fewest For</b>	0	26 times [last 2020-21]

## 50 OR MORE GOAL PLAYERS

<b>Most For</b>	2	1995-96, 1992-93, 1975-76
<b>Fewest For</b>	0	40 times [last 2021-22]

## 40 OR MORE ASSIST PLAYERS

<b>Most For</b>	7	1975-76
<b>Fewest For</b>	0	7 times [last 2020-21]

## 50 OR MORE ASSIST PLAYERS

<b>Most For</b>	6	1992-93
<b>Fewest For</b>	0	19 times [last 2020-21]

## 60 OR MORE ASSIST PLAYERS

<b>Most For</b>	5	1992-93
<b>Fewest For</b>	0	29 times [last 2021-22]

## 100 OR MORE PENALTY MINUTE PLAYERS

<b>Most For</b>	15	1988-89
<b>Fewest For</b>	0	12 times [last 2021-22]

## 200 OR MORE PENALTY MINUTE PLAYERS

<b>Most For</b>	3	1981-82
<b>Fewest For</b>	0	40 times [last 2021-22]

## TEAM RECORDS CONTINUED

## GAMES

GOALS		
<b>Most For, Home</b>	12	Toronto [12/26/91] Washington [3/15/75]
<b>Most For, Road</b>	10	NY Rangers [4/9/93]
<b>Most Against, Home</b>	11	NY Rangers [11/25/92]
<b>Most Against, Road</b>	13	Philadelphia [3/22/84]
<b>Most For, Both Teams, Home</b>	18	San Jose 10 – Pittsburgh 8 [1/13/96]
<b>Most For, Both Teams, Road</b>	17	Philadelphia 13 – Pittsburgh 4 [3/22/84]

POWER-PLAY GOALS		
<b>Most For, Home</b>	6	Atlanta [10/27/05] Toronto [12/12/86]
<b>Most For, Road</b>	5	Calgary [10/28/98] San Jose [12/5/92] NY Islanders [12/23/91] San Jose [12/5/91]
<b>Most Against, Home</b>	6	Nashville [3/4/04]
<b>Most Against, Road</b>	5	Boston [10/5/89] Hartford [2/26/89] Buffalo [10/12/88]
<b>Most For, Both Teams</b>	10	New Jersey [10/29/86] (PIT 5, NJD 5)

POWER-PLAY CHANCES		
<b>Most For</b>	12	vs. Florida [10/25/05] vs. NY Islanders [2/6/90] vs. New Jersey [3/1/89]
<b>Most Against</b>	14	vs. Washington [10/11/88]

SHORTHANDED GOALS		
<b>Most For</b>	2	35 times (last 1/8/19 vs Florida)
<b>Most Against</b>	3	vs. Ottawa [2/2/06] at Toronto [11/16/88]
<b>Most For, Both Teams</b>	4	vs. Chicago [12/6/89] [PIT 2, CHI 2]

SHOTS		
<b>Most For, Home</b>	65	Washington [3/15/75]
<b>Most For, Road</b>	55	NY Rangers [3/4/10]
<b>Most Against, Home</b>	55	Montreal [10/23/76]
<b>Most Against, Road</b>	62	Chicago [3/12/89]
<b>Fewest For, Home</b>	11	San Jose [10/28/08] Los Angeles [10/10/03] Carolina [12/16/01]
<b>Fewest For, Road</b>	11	Ottawa [12/26/03] Carolina [12/18/03] Boston [3/27/77]
<b>Fewest Against, Home</b>	11	Phoenix [12/11/97]
<b>Fewest Against, Road</b>	13	Phoenix [12/12/98] Los Angeles [10/22/69]

SAVES		
<b>Most For, Home</b>	51	Detroit [1/31/98]
<b>Most For, Road</b>	57	Chicago [3/12/89]
<b>Most Against, Home</b>	53	Montreal [3/10/74]
<b>Most Against, Road</b>	50	NY Rangers [3/4/10]
<b>Fewest For, Home</b>	9	Phoenix [12/11/99] Colorado [1/3/98]
<b>Fewest For, Road</b>	10	Carolina [11/27/99]
<b>Fewest Against, Home</b>	10	Washington [1/21/08] Nashville [11/13/99]
<b>Fewest Against, Road</b>	8	Ottawa [12/26/03]

LARGEST MARGIN OF VICTORY		
<b>Home</b>	11	Toronto [12/26/91] [12-1] Washington [3/15/75] [12-1]
<b>Road</b>	8	Calgary [10/25/18] [9-1] San Jose [11/10/95] [9-1] San Jose [12/5/91] [8-0]

LARGEST MARGIN OF DEFEAT		
<b>Home</b>	9	New Jersey [10/28/00] [9-0]
<b>Road</b>	12	Montreal [2/22/79] [12-0]

## TEAM RECORDS CONTINUED

## PERIOD

GOALS		
<b>Most For, Home</b>	8	San Jose [12/17/91]
<b>Most For, Road</b>	7	Quebec [2/27/95]
<b>Most Against, Home</b>	6	8 times [last 4/20/21 vs. New Jersey]
<b>Most Against, Road</b>	7	Philadelphia [3/22/84]

SHOTS		
<b>Most For, Home</b>	27	Washington [3/15/75]
<b>Most For, Road</b>	25	San Jose [3/6/92]
<b>Most Against, Home</b>	25	Vancouver [1/7/89]
<b>Most Against, Road</b>	28	NY Islanders [12/5/78], Philadelphia [2/11/19]
<b>Fewest For, Home</b>	0	San Jose [11/23/02]
<b>Fewest For, Road</b>	1	13 times [last 3/31/08 vs. NY Rangers]
<b>Fewest Against, Home</b>	0	Florida [2/21/01], Toronto [11/27/13]
<b>Fewest Against, Road</b>	0	Florida [12/20/00]

SAVES		
<b>Most For, Home</b>	23	3 times [last 10/29/15 vs. Buffalo]
<b>Most For, Road</b>	28	Philadelphia [2/11/19]
<b>Fewest For, Home</b>	0	3 times [last 11/27/13 vs. Toronto]
<b>Fewest For, Road</b>	0	Florida [12/20/00] Phoenix [12/12/97]

# PLAYER RECORDS

## SEASON

GOALS		
<b>Overall</b>	85	Mario Lemieux [1988-89]
<b>Center</b>	85	Mario Lemieux [1988-89]
<b>Right Wing</b>	62	Jaromir Jagr [1995-96]
<b>Left Wing</b>	55	Kevin Stevens [1992-93]
<b>Defenseman</b>	30	Paul Coffey [1988-89]
<b>Rookie</b>	43	Mario Lemieux [1984-85]
<b>Rookie Defenseman</b>	12	Zarley Zalapski [1988-89]

ASSISTS		
<b>Overall</b>	114	Mario Lemieux [1988-89]
<b>Center</b>	114	Mario Lemieux [1988-89]
<b>Right Wing</b>	87	Jaromir Jagr [1995-96]
<b>Left Wing</b>	69	Kevin Stevens [1991-92]
<b>Defenseman</b>	83	Paul Coffey [1988-89]
<b>Rookie</b>	<b>63</b>	<b>Sidney Crosby (2005-06)</b>
<b>Rookie Defenseman</b>	33	Zarley Zalapski [1988-89]
<b>Goaltender</b>	8	Tom Barrasso [1992-93]

POINTS		
<b>Overall</b>	199	Mario Lemieux [1988-89]
<b>Center</b>	199	Mario Lemieux [1988-89]
<b>Right Wing</b>	149	Jaromir Jagr [1995-96]
<b>Left Wing</b>	123	Kevin Stevens [1991-92]
<b>Defenseman</b>	113	Paul Coffey [1988-89]
<b>Rookie</b>	<b>102</b>	<b>Sidney Crosby (2005-06)</b>
<b>Rookie Defenseman</b>	45	Zarley Zalapski [1988-89]
<b>Goaltender</b>	8	Tom Barrasso [1992-93]

PENALTY MINUTES		
<b>Overall</b>	409	Paul Baxter [1981-82]
<b>Center</b>	174	Warren Young [1984-85]
<b>Right Wing</b>	285	Jay Caufield [1988-89]
<b>Left Wing</b>	378	Dave Schultz [1977-78]

<b>Defenseman</b>	409	Paul Baxter [1981-82]
<b>Rookie</b>	285	Jay Caufield [1988-89]
<b>Rookie Defenseman</b>	224	Marty McSorley [1983-84]
<b>Goaltender</b>	60	Andy Brown [1973-74]

SHOTS		
<b>Overall</b>	403	Jaromir Jagr [1995-96]
<b>Center</b>	382	Mario Lemieux [1987-88]
<b>Right Wing</b>	403	Jaromir Jagr [1995-96]
<b>Left Wing</b>	329	James Neal [2011-12]
<b>Defenseman</b>	342	Paul Coffey [1988-89]
<b>Rookie</b>	<b>278</b>	<b>Sidney Crosby (2005-06)</b>
<b>Rookie Defenseman</b>	156	Darryl Edestrand [1971-72]

POWER-PLAY GOALS		
<b>Overall</b>	31	Mario Lemieux [1995-96; 1988-89]
<b>Center</b>	31	Mario Lemieux [1995-96; 1988-89]
<b>Right Wing</b>	24	Rob Brown [1988-89]
<b>Left Wing</b>	26	Kevin Stevens [1992-93]
<b>Defenseman</b>	13	Kevin Hatcher [1997-98] Doug Bodger [1987-88]
<b>Rookie</b>	<b>16</b>	<b>Evgeni Malkin (2006-07)</b> <b>Sidney Crosby (2005-06)</b>
<b>Rookie Defenseman</b>	5	Zarley Zalapski [1988-89]

POWER-PLAY ASSISTS		
<b>Overall</b>	58	Mario Lemieux [1987-88]
<b>Center</b>	58	Mario Lemieux [1987-88]
<b>Right Wing</b>	34	Jaromir Jagr [1998-99]
<b>Left Wing</b>	27	Pat Boutette [1981-82]
<b>Defenseman</b>	53	Paul Coffey [1988-89]
<b>Rookie</b>	<b>31</b>	<b>Sidney Crosby (2005-06)</b>
<b>Rookie Defenseman</b>	23	Zarley Zalapski [1988-89]

## PLAYER RECORDS CONTINUED

### POWER-PLAY POINTS

<b>Overall</b>	80	Mario Lemieux (1987-88)
<b>Center</b>	80	Mario Lemieux (1987-88)
<b>Right Wing</b>	51	Jaromir Jagr (1995-96)
<b>Left Wing</b>	44	Kevin Stevens (1992-93)
<b>Defenseman</b>	64	Paul Coffey (1988-89)
<b>Rookie</b>	<b>47</b>	<b>Sidney Crosby (2005-06)</b>
<b>Rookie Defenseman</b>	28	Zarley Zalapski (1988-89)

### SHORTHANDED GOALS

<b>Overall</b>	13	Mario Lemieux (1988-89)
<b>Center</b>	13	Mario Lemieux (1988-89)
<b>Right Wing</b>	4	Pascal Dupuis (2010-11) Rick Tocchet (1992-93) Jean Pronovost (1973-74)
<b>Left Wing</b>	5	Ryan Malone (2005-06)
<b>Defenseman</b>	2	Kevin Hatcher (1998-99) Darius Kasparaitis (1997-98) Sergei Zubov (1995-96) Larry Murphy (1992-93; 1991-92) Grant Jennings (1991-92) Paul Coffey (1987-88) Moe Mantha (1985-86) Bob Woytowich (1968-69)
<b>Rookie</b>	*7	Jordan Staal (2006-07)

\*NHL rookie record

### MOST CONSECUTIVE GAMES WITH A...

<b>Goal</b>	12	Mario Lemieux (18 goals), 10/6/92 - 11/1/92
<b>Assist</b>	16	Jaromir Jagr (24 assists) 1/9/01 - 2/16/01
<b>Point</b>	46	Mario Lemieux (39G-64A=103Pts) 10/31/89 - 2/14/90
<b>Goal (Rookie)</b>	7	Mike Bullard (8 goals) 1/23/82 - 2/6/82
<b>Assist (Rookie)</b>	6	<b>Sidney Crosby</b> <b>(7 assists) 10/5/05 - 10/15/05</b>  Mario Lemieux (9 assists) 12/7/84 - 12/21/84 (9 assists) 10/27/84 - 11/8/84
<b>Point (Rookie)</b>	11	Mike Bullard (3G-10A=13Pts) 12/12/81 - 1/3/82

## MONTH

<b>Goals</b>	18	Mario Lemieux (March 1993)
<b>Assists</b>	25	Mario Lemieux (March 1988)
<b>Points</b>	38	Mario Lemieux (October 1988) (11 games - 16G-22A)

## GAME

<b>Goals</b>	5	Mario Lemieux (3 times) [vs. St. Louis, 3/26/96] [at NY Rangers, 4/9/93] [vs. New Jersey, 12/31/88]
<b>Assists</b>	6	Mario Lemieux (4 times) [vs. Tampa Bay, 11/1/95] [at San Jose, 12/5/92] [vs. St. Louis, 10/15/88]  Greg Malone [vs. Quebec, 11/28/79]  Ron Stackhouse [vs. Philadelphia, 3/8/75]
<b>Points</b>	8	Mario Lemieux (2 times) [vs. New Jersey, 12/31/88, 5G-3A] [vs. St. Louis, 10/15/88, 2G-6A]
<b>Shots</b>	14	Ron Stackhouse [vs. Washington, 4/3/76]
<b>Penalties</b>	9	Russ Anderson [vs. Edmonton, 1/19/80]
<b>Penalty Minutes</b>	51	Russ Anderson [vs. Edmonton, 1/19/80]

## PERIOD

<b>Goals</b>	4	Mario Lemieux [at Montreal, 1/26/97]
<b>Assists</b>	4	Jaromir Jagr [vs. St. Louis, 12/19/96]  Mario Lemieux [vs. Tampa Bay, 11/1/95]  Paul Coffey [vs. NY Islanders, 2/6/90]  Ron Stackhouse [vs. Philadelphia, 3/8/75]  Syl Apps [vs. Detroit, 3/24/71]
<b>Points</b>	4	25 times - last time  <b>Evgeni Malkin (3G-1A)</b> <b>(at Tampa Bay, 1/15/12)</b>
<b>Shots</b>	9	<b>Evgeni Malkin</b> <b>(at Phoenix, 10/30/08)</b>
<b>Penalties</b>	8	Russ Anderson [vs. Edmonton, 1/19/80]
<b>Penalty Minutes</b>	46	Russ Anderson [vs. Edmonton, 1/19/80]

## PLAYER RECORDS CONTINUED

## GOALTENDERS

GAMES		
<b>All-Time</b>	691	Marc-Andre Fleury
<b>Season</b>	67	Marc-Andre Fleury (2011-12) Marc-Andre Fleury (2009-10) Marc-Andre Fleury (2006-07)
<b>Season, Home</b>	37	Marc-Andre Fleury (2006-07) Johan Hedberg (2001-02)
<b>Season, Road</b>	34	Marc-Andre Fleury (2009-10)

MINUTES PLAYED		
<b>All-Time</b>	39771	Marc-Andre Fleury
<b>Season</b>	3906	Marc-Andre Fleury (2006-07)
<b>Season, Home</b>	2188	Marc-Andre Fleury (2006-07)
<b>Season, Road</b>	1941	Marc-Andre Fleury (2009-10)

WINS		
<b>All-Time</b>	375	Marc-Andre Fleury
<b>Season</b>	43	Tom Barrasso (1992-93)
<b>Season, Home</b>	24	Marc-Andre Fleury (2011-12) Tom Barrasso (1992-93)
<b>Season, Road</b>	19	Tom Barrasso (1992-93)

LOSSES		
<b>All-Time</b>	216	Marc-Andre Fleury
<b>Season</b>	34	Johan Hedberg (2001-02)
<b>Season, Home</b>	18	Johan Hedberg (2001-02)
<b>Season, Road</b>	17	Michel Dion (1981-82) Les Binkley (1967-68)

TIES		
<b>All-Time</b>	53	Tom Barrasso
<b>Season</b>	15	Denis Herron (1977-78)
<b>Season, Home</b>	9	Les Binkley (1967-68)
<b>Season, Road</b>	7	Greg Millen (1980-81) Denis Herron (1978-79) Denis Herron (1977-78)

SAVES		
<b>All-Time</b>	17774	Marc-Andre Fleury
<b>Season</b>	1915	Denis Herron (1977-78)
<b>Season, Home</b>	1017	Marc-Andre Fleury (2006-07)
<b>Season, Road</b>	982	Denis Herron (1977-78)
<b>Season Per Game</b>	32.6	Denis Herron (1977-78)
<b>Season Per Game, Home</b>	31.2	Joe Daley (1968-69)
<b>Season Per Game, Road</b>	35.8	Denis Herron (1977-78)

SHUTOUTS		
<b>All-Time</b>	44	Marc-Andre Fleury
<b>Season</b>	10	Marc-Andre Fleury (2014-15)
<b>Season, Home</b>	5	Marc-Andre Fleury (2006-07)
<b>Season, Road</b>	6	Marc-Andre Fleury (2014-15) Tom Barrasso (1997-98)

WINNING PERCENTAGE	
<b>All-Time (Min. 30 games)</b>	.669 Matt Murray (117-53-19)
<b>Season (Min. 30 games)</b>	.742 Marc-Andre Fleury (23-8-0) (2012-13)

GOALS AGAINST		
<b>All-Time</b>	1713	Marc-Andre Fleury
<b>Season</b>	258	Greg Millen (1980-81)
<b>Season, Home</b>	128	Greg Millen (1980-81)
<b>Season, Road</b>	130	Greg Millen (1980-81)

GOALS-AGAINST AVERAGE		
<b>All-Time (Min. 30 Games)</b>	2.51	Ty Conklin
<b>Season (Min. 30 Games)</b>	2.07	Tom Barrasso (1997-98)
<b>Season, Home</b>	2.02	Al Smith (1970-71)
<b>Season, Road</b>	1.83	Tom Barrasso (1997-98)

## PLAYER RECORDS CONTINUED

### SAVE PERCENTAGE

<b>All-Time (Min. 30 Games)</b>	.951	Ty Conklin
<b>Season (Min. 30 Games)</b>	.923	Matt Murray (2016-17) Ty Conklin (2007-08)

### LONGEST CONSECUTIVE STREAKS

<b>Games Played</b>	26	Greg Millen [2/7/81 - 4/4/81] [11-10-5]
<b>Wins</b>	14	Tom Barrasso [3/9/93 - 4/9/93]
<b>Wins, Home</b>	13	Marc-Andre Fleury [2/2/13 - 4/17/13] Jim Rutherford [2/16/72 - 11/16/72]
<b>Wins, Road</b>	8	Tomas Vokoun [1/31/13 - 4/22/13]
<b>Unbeaten</b>	16*	Patrick Lalime [12/6/96 - 1/21/97] [14-0-2]
<b>Unbeaten, Home</b>	18	Michel Plasse [1/11/75 - 12/31/75] [14-0-4]
<b>Unbeaten, Road</b>	8	<b>Tristan Jarry</b> <b>[11/24/21 - 1/27/22] (7-0-1)</b>
<b>Losses</b>	9	Michel Dion [12/20/83 - 3/1/84]
<b>Losses, Home</b>	7	Sebastien Caron [12/31/03 - 2/10/04]
<b>Losses, Road</b>	10	Denis Herron [12/22/84 - 3/30/85] Joe Daley [11/13/68 - 3/20/69]
<b>Winless</b>	15	Al Smith [1/28/71 - 4/1/71] [0-10-5]
<b>Winless, Home</b>	9	Les Binkley [11/6/68 - 12/21/68] [0-8-1]
<b>Winless, Road</b>	26	Al Smith [3/5/70 - 4/1/71] [0-18-8]

### LONGEST SHUTOUT SEQUENCE

<b>Individual</b>	177:15	Tristan Jarry [11/29/19 - 12/10/19]
<b>Team</b>	218:48	Vokoun/Fleury [3/24/13 - 4/2/13]
<b>Against</b>	183:15	1/31/80 - 2/9/80



# STREAKS

SEASON	OVERALL				HOME				ROAD			
	WIN	POINT	LOSS	WINLESS	WIN	POINT	LOSS	WINLESS	WIN	POINT	LOSS	WINLESS
1967-68	4	5	3	4	3	5	2	5	3	3	5	8
1968-69	4	6	7	9	4	4	4	6	2	5	8	14
1969-70	3	4	6	10	4	6	3	4	2	2	4	9
1970-71	2	4	4	8	7	7	2	5	2	3	15	*18
1971-72	4	5	6	9	3	4	3	4	3	6	6	14
1972-73	4	5	5	8	4	8	3	3	1	2	9	9
1973-74	3	4	6	8	3	6	4	4	2	3	4	5
1974-75	3	7	3	7	9	*20	2	4	3	4	4	6
1975-76	4	11	3	7	6	10	4	4	2	6	7	9
1976-77	3	6	4	6	3	7	2	3	2	2	3	6
1977-78	2	7	5	6	2	6	3	5	2	6	5	8
1978-79	4	10	4	5	6	8	3	3	3	7	6	8
1979-80	3	7	6	8	4	7	5	5	2	3	7	7
1980-81	6	6	3	6	5	6	3	3	2	4	8	11
1981-82	4	7	4	9	4	8	2	5	3	3	7	12
1982-83	3	5	11	*18	3	3	4	7	1	2	*18	*18
1983-84	2	3	8	8	1	2	7	11	4	5	6	7
1984-85	5	5	9	12	3	3	4	7	2	2	8	10
1985-86	5	6	5	7	4	10	4	6	2	2	5	5
1986-87	7	7	4	9	6	6	2	3	2	2	4	12
1987-88	4	4	6	10	6	6	3	7	4	4	4	5
1988-89	5	8	4	6	6	12	4	4	3	4	4	8
1989-90	4	5	4	8	7	7	4	4	2	3	8	13
1990-91	6	7	3	5	11	14	3	5	3	4	6	10
1991-92	4	6	4	6	9	9	4	4	5	5	4	7
1992-93	#17	*18	3	3	10	11	2	3	7	*8	3	2
1993-94	4	8	4	4	4	7	3	3	4	4	2	4
1994-95	7	13	3	3	7	9	2	2	4	6	3	3
1995-96	8	8	3	3	8	8	3	3	3	6	4	5
1996-97	6	14	6	6	6	8	3	3	6	7	8	13
1997-98	6	8	3	6	5	10	2	5	5	7	3	5
1998-99	10	10	3	8	9	11	3	4	2	3	3	6
1999-00	4	5	4	8	5	8	3	5	3	3	6	8
2000-01	4	5	2	6	4	5	5	7	2	6	4	4
2001-02	6	6	7	10	3	7	4	4	3	4	6	6
2002-03	4	5	9	16	3	6	5	10	3	3	6	7
2003-04	4	6	*13	*18	3	8	*14	*16	3	3	6	11
2005-06	2	5	10	10	2	3	5	6	2	3	5	9
2006-07	6	16	5	5	8	11	3	3	4	7	4	4
2007-08	8	10	4	4	8	11	2	2	4	6	2	3

\* = CLUB RECORD, # = NHL RECORD

## STREAKS CONTINUED

SEASON	OVERALL				HOME				ROAD			
	WIN	POINT	LOSS	WINLESS	WIN	POINT	LOSS	WINLESS	WIN	POINT	LOSS	WINLESS
<b>2008-09</b>	7	12	5	5	5	8	5	5	5	7	4	5
<b>2009-10</b>	7	9	5	5	5	11	2	2	7	7	4	4
<b>2010-11</b>	12	15	2	4	7	9	3	3	7	7	3	3
<b>2011-12</b>	11	14	6	6	10	10	4	4	4	5	3	3
<b>2012-13</b>	15	15	2	2	12	12	2	2	5	5	2	2
<b>2013-14</b>	7	7	3	3	*13	13	3	3	3	3	3	3
<b>2014-15</b>	7	7	4	5	5	5	2	3	4	6	3	5
<b>2015-16</b>	8	8	4	5	6	10	3	5	*8	*8	2	4
<b>2016-17</b>	7	10	3	4	7	14	2	3	3	5	3	3
<b>2017-18</b>	6	6	3	3	11	11	2	2	3	3	3	3
<b>2018-19</b>	8	8	3	5	4	4	3	4	6	6	3	5
<b>2019-20</b>	5	6	6	6	5	10	2	2	5	5	5	5
<b>2020-21</b>	6	7	2	2	5	10	1	2	4	4	2	4
<b>2021-22</b>	10	10	4	4	8	10	3	4	6	6	2	4

## STREAKS CONTINUED

<b>Longest Winning Streak</b>	17	3/9/93 - 4/10/93
<b>Longest Home Winning Streak</b>	13	11/15/13 - 1/15/14
<b>Longest Road Winning Streak</b>	8	3/11/16 - 4/7/16
<b>Longest Unbeaten Streak</b>	18	3/9/93 - 4/14/93 [17-0-1]
<b>Longest Home Unbeaten Streak</b>	20	11/30/74 - 2/22/75 [12-0-8]
<b>Longest Road Unbeaten Streak</b>	8	3/11/16 - 4/7/16 [8-0-0] 3/14/93 - 4/14/93 [7-0-1]
<b>Longest Losing Streak</b>	13	1/13/04 - 2/12/04
<b>Longest Home Losing Streak</b>	14	12/31/03 - 3/22/04
<b>Longest Road Losing Streak</b>	18	12/23/82 - 3/4/83
<b>Longest Winless Streak</b>	18	1/13/04 - 2/22/04 [0-17-1] 1/2/83 - 2/10/83 [0-17-1]
<b>Longest Home Winless Streak</b>	16	12/31/03 - 3/4/04 [0-15-1]
<b>Longest Road Winless Streak</b>	18	12/23/82 - 3/4/83 [0-18-0] 10/25/70 - 1/14/71 [0-11-7]
<b>Consecutive Games Without Being Shutout</b>	211	1/7/89 - 10/28/91
<b>Consecutive Home Games Without Being Shutout</b>	206	1/28/92 - 10/8/97
<b>Consecutive Road Games Without Being Shutout</b>	120	1/12/90 - 12/29/91
<b>Consecutive Games Without Shutting Out Opponent</b>	156	3/12/77 - 12/9/78
<b>Consecutive Home Games Without Shutting Out Opponent</b>	95	4/2/80 - 12/1/82
<b>Consecutive Road Games Without Shutting Out Opponent</b>	188	1/24/87 - 12/5/91
<b>Consecutive Games Tied</b>	4	12/8/79 - 12/15/79
<b>Consecutive Games Going to Shootout</b>	4	3/21/11 - 3/27/11 3/8/09 - 3/14/09

# MONTH BY MONTH

	OCT.	NOV.	DEC.	JAN.	FEB.	MAR.	APR.	MAY	SEASON
<b>1967-68</b>	3-6-1	6-3-2	4-8-2	4-7-2	4-5-3	6-5-3			27-34-13
<b>1968-69</b>	1-4-2	4-8-2	2-10-2	3-10-1	4-6-2	6-7-2			20-45-11
<b>1969-70</b>	1-4-3	5-6-2	5-7-0	3-7-3	8-5-0	3-7-4	1-2-0		26-38-12
<b>1970-71</b>	2-4-3	3-6-5	5-7-3	6-5-1	3-7-3	2-7-3	0-1-2		21-37-20
<b>1971-72</b>	5-5-2	3-9-0	3-7-4	1-8-3	7-6-0	6-3-4	1-0-1		26-38-14
<b>1972-73</b>	5-5-0	7-5-2	3-6-4	6-9-0	6-5-1	4-7-2	1-0-0		32-37-9
<b>1973-74</b>	4-4-1	3-7-2	2-10-2	5-8-0	5-6-1	7-4-3	2-2-0		28-41-9
<b>1974-75</b>	2-4-1	6-6-3	4-6-4	8-3-2	7-3-3	9-4-2	1-2-0		37-28-15
<b>1975-76</b>	4-2-1	6-8-1	5-7-2	4-7-3	8-2-4	7-6-1	1-1-0		35-33-12
<b>1976-77</b>	2-6-4	6-5-1	7-5-1	7-4-2	5-5-4	5-8-1	2-0-0		34-33-13
<b>1977-78</b>	3-5-1	4-6-3	4-6-4	5-5-3	4-2-5	2-11-2	3-2-0		25-37-18
<b>1978-79</b>	1-6-2	5-7-1	9-2-4	5-7-1	6-3-1	8-4-4	2-2-0		36-31-13
<b>1979-80</b>	4-4-1	5-4-3	5-3-7	5-10-0	4-7-0	6-7-2	1-2-0		30-37-13
<b>1980-81</b>	4-5-1	2-8-3	5-6-3	6-6-1	7-5-1	5-6-3	1-1-1		30-37-13
<b>1981-82</b>	5-7-2	7-1-2	4-7-2	5-8-2	3-8-2	5-5-3	2-0-0		31-36-13
<b>1982-83</b>	3-9-1	5-3-3	3-9-2	1-12-1	3-11-0	3-7-2	0-2-0		18-53-9
<b>1983-84</b>	3-9-0	3-7-3	3-8-2	1-11-0	3-10-1	3-12-0	0-1-0		16-58-6
<b>1984-85</b>	5-4-0	1-8-3	8-5-1	4-8-1	2-10-0	4-12-0	0-4-0		24-51-5
<b>1985-86</b>	3-5-2	5-7-1	8-6-1	7-4-2	7-4-1	3-9-1	1-3-0		34-38-8
<b>1986-87</b>	8-3-0	5-5-4	2-7-3	4-8-1	4-7-2	5-8-2	2-0-0		30-38-12
<b>1987-88</b>	3-6-3	6-4-2	7-4-2	5-9-2	4-7-0	9-5-0	2-0-0		36-35-9
<b>1988-89</b>	7-4-0	7-6-0	9-2-3	5-6-1	4-6-3	6-9-0	2-0-0		40-33-7
<b>1989-90</b>	3-7-2	6-7-0	7-5-1	6-6-1	8-5-1	2-10-3			32-40-8
<b>1990-91</b>	6-6-1	5-6-1	10-6-1	7-4-0	4-7-1	9-4-2			41-33-6
<b>1991-92</b>	5-5-2	8-3-2	9-5-0	3-7-1	3-7-3	10-3-1	1-2-0		39-32-9
<b>1992-93</b>	8-1-2	9-5-1	9-3-1	8-5-1	5-5-1	11-2-0	6-0-1		56-21-7
<b>1993-94</b>	7-4-1	5-3-5	6-4-2	6-3-3	7-6-1	9-5-1	4-2-0		44-27-13
<b>1994-95</b>				5-0-0	9-3-2	8-6-0	7-5-1	0-2-0	29-16-3

## MONTH BY MONTH CONTINUED

	OCT.	NOV.	DEC.	JAN.	FEB.	MAR.	APR.	MAY	SEASON
<b>1995-96</b>	4-2-2	10-3-1	10-4-0	7-7-0	6-5-1	9-5-0	3-3-0		49-29-4
<b>1996-97</b>	2-8-0	6-5-2	11-2-2	8-3-1	4-7-0	5-8-2	2-3-1		38-36-8
<b>1997-98</b>	7-5-2	7-4-3	7-3-3	8-3-2	1-2-3	6-3-4	4-4-1		40-24-18
<b>1998-99</b>	4-3-2	6-3-3	5-4-2	8-5-0	9-5-0	4-5-6	2-5-1		38-30-14
<b>1999-00</b>	2-3-3-1	6-5-0-2	8-4-0-2	5-8-1-0	5-3-4-1	8-6-0-0	3-2-0-0		37-31-8-6
<b>2000-01</b>	5-4-1-0	6-4-2-1	6-6-3-0	8-5-0-1	7-3-1-0	8-5-2-0	2-1-0-1		42-28-9-3
<b>2001-02</b>	4-6-1-1	6-4-2-1	4-7-2-0	8-6-0-1	1-4-1-1	5-7-1-1	0-7-1-0		28-41-8-5
<b>2002-03</b>	6-2-2-0	5-4-1-3	4-9-0-2	6-7-1-0	4-8-0-0	1-13-2-0	1-1-0-0		27-44-6-5
<b>2003-04</b>	2-4-3-0	3-8-1-1	4-8-1-2	2-14-0-0	2-9-0-1	8-4-3-0	2-0-0-0		23-47-8-4
<b>2005-06</b>	1-5-5	6-7-1	3-7-2	2-11-2	2-4-1	5-8-1	3-4-2		22-46-14
<b>2006-07</b>	6-3-0	5-5-4	5-7-2	8-2-2	9-3-1	12-3-2	2-1-0		47-24-11
<b>2007-08</b>	6-4-1	5-7-1	9-5-0	8-3-2	8-3-3	10-4-1	1-1-0		47-27-8
<b>2008-09</b>	5-4-2	9-2-1	5-8-1	5-8-1	7-4-1	10-1-2	4-1-1		45-28-9
<b>2009-10</b>	11-3-0	8-6-0	7-5-1	8-7-0	2-1-3	8-4-3	3-2-0		47-28-7
<b>2010-11</b>	6-5-1	10-3-1	9-3-1	6-4-1	6-6-2	8-4-2	4-0-0		49-25-8
<b>2011-12</b>	8-3-2	6-4-2	7-6-0	8-4-0	8-4-1	11-3-1	3-1-0		51-25-6
<b>2012-13</b>				4-3-0	9-5-0	15-0-0	8-4-0		36-12-0
<b>2013-14</b>	9-4-0	9-5-1	11-3-0	9-2-1	2-1-2	8-7-1	3-2-2		51-24-7
<b>2014-15</b>	6-2-1	10-3-1	7-4-3	5-4-3	7-4-1	7-6-2	1-4-1		43-27-12
<b>2015-16</b>	7-4-0	6-4-2	5-7-2	6-2-3	8-4-1	12-4-0	4-1-0		48-26-8
<b>2016-17</b>	6-2-1	7-5-2	12-1-2	6-5-0	7-2-3	9-4-3	3-2-0		50-21-11
<b>2017-18</b>	7-5-1	6-5-2	6-8-0	9-3-0	8-3-1	9-4-2	2-1-0		47-29-6
<b>2018-19</b>	6-2-2	4-7-3	11-3-1	6-5-0	6-5-2	10-3-3	1-1-1		44-26-12
<b>2019-20</b>	8-5-0	6-4-4	10-2-0	8-3-1	5-7-1	3-2-0			40-23-6
<b>2020-21</b>				5-3-1	6-5-0	12-3-1	10-4-1	4-1-0	37-16-3
<b>2021-22</b>	3-3-2	7-4-3	7-1-0	10-3-2	6-3-1	8-4-2	5-7-1		46-25-11
<b>TOTALS</b>	<b>238-225-55-20</b>	<b>296-265-72-35</b>	<b>321-278-76-21</b>	<b>308-317-43-21</b>	<b>289-273-56-27</b>	<b>374-303-71-27</b>	<b>119-96-10-10</b>	<b>4-3-0</b>	<b>1,949-1,760-383-161</b>

# OVERTIME

## ALL-TIME OVERTIME RECORD

YEAR	OVERALL					HOME					ROAD				
	GP	W	L	T/SO	PTS	GP	W	L	T/SO	PTS	GP	W	L	T/SO	PTS
1983-84	12	1	5	6	8	7	0	3	4	4	5	1	2	2	4
1984-85	8	3	0	5	11	3	0	0	3	3	5	3	0	2	8
1985-86	14	3	3	8	14	7	1	1	5	7	7	2	2	3	7
1986-87	21	5	4	12	22	11	4	1	6	14	10	1	3	6	8
1987-88	16	5	2	9	19	9	2	1	6	10	7	3	1	3	9
1988-89	10	2	1	7	11	3	0	0	3	3	7	2	1	4	8
1989-90	14	3	3	8	14	7	2	2	3	7	7	1	1	5	7
1990-91	12	4	2	6	14	7	3	1	3	9	5	1	1	3	5
1991-92	12	2	1	9	13	8	1	1	6	8	4	1	0	3	5
1992-93	10	3	0	7	13	6	2	0	4	8	4	1	0	3	5
1993-94	19	4	2	13	21	11	2	1	8	12	8	2	1	5	9
1994-95	5	1	1	3	5	1	0	0	1	1	4	1	1	2	4
1995-96	9	3	2	4	10	4	2	2	0	4	5	1	0	4	6
1996-97	13	1	4	8	10	9	1	3	5	7	4	0	1	3	3
1997-98	23	3	2	18	24	13	2	1	10	14	10	1	1	8	10
1998-99	22	7	1	14	28	14	4	0	10	18	8	3	1	4	10
1999-00*	17	3	6	8	20	7	0	0	7	7	10	3	6	1	13
2000-01*	15	3	3	9	18	4	2	0	2	6	11	1	3	7	12
2001-02*	20	7	5	8	27	10	5	1	4	15	10	2	4	4	12
2002-03*	14	3	5	6	17	7	3	2	2	10	7	0	3	4	7
2003-04*	19	7	4	8	26	10	4	0	6	14	9	3	4	2	12
2005-06**	19	5	8	6	24	11	3	5	3	14	8	2	3	3	10
2006-07**	27	16	5	6	43	11	6	2	3	17	16	10	3	3	26
2007-08**	16	8	4	4	24	8	3	2	3	11	8	5	2	1	13
2008-09**	21	12	3	6	33	8	5	1	2	13	13	7	2	4	20
2009-10**	21	14	5	2	35	10	6	3	1	16	11	8	2	1	19
2010-11**	23	15	5	3	38	7	5	2	0	12	16	10	3	3	26
2011-12**	17	11	3	3	28	8	6	2	0	14	9	5	1	3	14
2012-13**	5	5	0	0	10	2	2	0	0	4	3	3	0	0	6
2013-14**	18	11	3	4	29	9	5	1	3	14	9	6	2	1	15
2014-15**	22	10	6	6	32	8	4	2	2	12	14	6	4	4	20
2015-16**	18	10	4	4	28	9	5	1	3	14	9	5	3	1	14
2016-17**	21	10	6	5	31	11	7	2	2	18	10	3	4	3	13
2017-18**	20	14	4	2	34	13	11	2	0	24	7	3	2	2	10
2018-19**	19	7	9	3	26	7	3	4	0	10	12	4	5	3	16
2019-20**	17	11	6	0	28	10	6	4	0	16	7	5	2	0	12
2020-21**	11	8	2	1	19	5	3	1	1	8	6	5	1	0	11
2021-22**	20	9	4	7	29	11	6	2	3	19	9	3	2	4	12
<b>TOTALS</b>	<b>620</b>	<b>249</b>	<b>133</b>	<b>238</b>	<b>869</b>	<b>306</b>	<b>126</b>	<b>56</b>	<b>124</b>	<b>434</b>	<b>314</b>	<b>123</b>	<b>77</b>	<b>114</b>	<b>437</b>

\* = LOSSES WORTH ONE POINT

\*\* = WINS INCLUDE SHOOTOUT WINS; TIES/SHOOTOUTS INCLUDE SHOOTOUT LOSSES. FOR A BREAKDOWN OF SHOOTOUT RESULTS, PLEASE SEE SHOOTOUT PAGE.

## OVERTIME CONTINUED

## ALL-TIME OVERTIME VS. EACH TEAM

TEAM	GP	RECORD	TEAM	GP	RECORD
ANAHEIM	5	1-2-2	NASHVILLE	9	5-0-4
ARIZONA	11	5-4-2	NEW JERSEY	29	8-10-11
BOSTON	28	12-6-10	NY ISLANDERS	47	22-5-20
BUFFALO	35	12-8-16	NY RANGERS	53	25-12-16
CALGARY	14	3-1-10	OTTAWA	24	9-3-12
CAROLINA	28	10-7-11	PHILADELPHIA	46	16-14-16
CHICAGO	15	3-2-10	SEATTLE	1	0-1-0
COLORADO	16	6-4-6	ST. LOUIS	17	4-7-6
COLUMBUS	12	8-2-2	SAN JOSE	11	3-2-6
DALLAS	9	3-1-5	TAMPA BAY	16	4-5-7
DETROIT	17	6-3-8	TORONTO	19	8-7-4
EDMONTON	13	5-3-5	VANCOUVER	13	7-2-4
FLORIDA	24	13-5-6	VEGAS	0	0-0-0
LOS ANGELES	21	9-7-5	WASHINGTON	36	19-6-11
MINNESOTA	4	1-0-3	WINNIPEG	12	9-1-2
MONTREAL	36	14-4-18	TOTALS	620	249-133-238

## WINS

PLAYER	DATE	TIME	OPPONENT	GOALIE	SCORE
RANDY CARLYLE	12/23/83	2:12	@ New Jersey	Resch	6-5
MARIO LEMIEUX	11/14/84	3:54	@ Winnipeg	Behrend	4-3
RANDY HILLIER	12/7/84	1:35	@ NY Rangers	Hanlon	4-3
WAYNE BABYCH	3/9/85	1:06	@ Boston	Peeters	6-5
DAN FRAWLEY	12/19/85	0:38	@ Minnesota	Casey	4-3
DOUG SHEDDEN	2/24/86	3:54	vs. Los Angeles	Melanson	6-5
MARIO LEMIEUX	4/6/86	0:25	@ NY Rangers	Hanlon	5-4
DOUG BODGER	10/11/86	0:50	vs. NY Rangers	Vanbiesbrouck	6-5
MARIO LEMIEUX	10/14/86	3:40	vs. Los Angeles	Melanson	4-3
RANDY CUNNEYWORTH	10/22/86	2:30	vs. Buffalo	Cloutier	5-4
CHRIS KONTOS	2/8/87	2:12	@ New Jersey	Chevrier	2-1
MARIO LEMIEUX	4/4/87	1:26	vs. Detroit	Hanlon	4-3
CRAIG SIMPSON	10/31/87	4:05	@ Quebec	Brunetta	5-4
MOE MANTHA	11/14/87	2:04	vs. NY Rangers	Vanbiesbrouck	3-2
CHARLIE SIMMER	1/23/88	0:24	@ Montreal	Hayward	4-3
MARIO LEMIEUX	2/2/88	4:11	vs. Washington	Peeters	3-2
MARIO LEMIEUX	4/2/88	4:02	@ Washington	Malarchuk	7-6
ROB BROWN	12/26/88	1:39	@ Hartford	Liut	4-3
MARIO LEMIEUX	4/2/89	3:38	@ Philadelphia	Empty Net	6-5
RANDY HILLIER	10/14/89	1:40	vs. Montreal	Roy	2-1
TROY LONEY	2/14/90	3:33	@ NY Rangers	Richter	4-3
RANDY GILHEN	2/22/90	4:26	vs. NY Islanders	Fitzpatrick	4-3
MARK RECCHI	11/24/90	1:11	vs. Washington	Liut	3-2

## OVERTIME CONTINUED

## OVERTIME GOALS FOR

PLAYER	DATE	TIME	OPPONENT	GOALIE	SCORE
SCOTT YOUNG	1/17/91	3:31	@ Toronto	Ing	6-5
PAUL STANTON	1/29/91	2:46	vs. Washington	Beaupre	3-2
KEVIN STEVENS	3/21/91	0:13	vs. NY Rangers	Vanbiesbrouck	5-4
PHIL BOURQUE	10/15/91	2:30	@ NY Islanders	Healy	7-6
KEVIN STEVENS	11/13/91	3:25	vs. Edmonton	Ranford	5-4
JAROMIR JAGR	12/17/92	2:50	@ Philadelphia	Soderstrom	5-4
JAROMIR JAGR	3/11/93	3:18	vs. Los Angeles	Stauber	4-3
ULF SAMUELSSON	4/7/93	2:11	vs. Montreal	Roy	4-3
JOE MULLEN	10/7/93	1:13	vs. Montreal	Roy	2-1
JAROMIR JAGR	12/4/93	2:04	@ Hartford	Reese	7-6
RON FRANCIS	1/7/94	4:54	@ Buffalo	Hasek	4-3
KEVIN STEVENS	1/11/94	4:09	vs. Boston	Blue	5-4
LARRY MURPHY	3/4/95	4:36	@ Boston	Riendeau	4-3
JAROMIR JAGR	11/17/95	2:48	@ Washington	Carey	3-2
MARIO LEMIEUX	1/22/96	1:54	vs. Boston	Ranford	7-6
MARIO LEMIEUX	2/18/96	2:17	vs. NY Rangers	Healy	4-3
FREDRIK OLAUSSON	3/8/97	0:19	vs. Philadelphia	Snow	3-2
KEVIN HATCHER	10/25/97	0:41	@ Vancouver	McLean	3-2
ROB BROWN	11/1/97	3:52	vs. Vancouver	McLean	7-6
JAROMIR JAGR	11/22/97	0:25	vs. NY Rangers	Richter	4-3
KEVIN HATCHER	12/15/98	3:17	vs. Tampa Bay	Schwab	3-2
JAROMIR JAGR	12/26/98	1:18	vs. Ottawa	Tugnutt	2-1
ALEXEI KOVALEV	2/9/99	4:31	vs. Montreal	Chabot	3-2
JAROMIR JAGR	2/11/99	1:21	vs. Vancouver	Hirsch	6-5
KIP MILLER	2/13/99	3:39	@ Nashville	Vokoun	3-2
KIP MILLER	3/10/99	2:49	@ Carolina	Irbe	3-2
JAROMIR JAGR	4/18/99	1:22	@ NY Rangers	Richter	2-1
ROBERT LANG	1/31/00	4:28	@ Atlanta	Fankhouser	2-1
HANS JONSSON	3/30/00	2:25	@ Washington	Kolzig	4-3
JAROMIR JAGR	4/7/00	0:13	@ Buffalo	Hasek	2-1
ALEXEI KOVALEV	2/10/01	0:18	vs. New Jersey	Brodeur	5-4
ALEXEI KOVALEV	2/17/01	1:19	@ Columbus	Tugnutt	3-2
MARIO LEMIEUX	2/21/01	2:10	vs. Florida	Luongo	3-2
BILLY TIBBETTS	11/3/01	1:51	vs. Tampa Bay	Khabibulin	2-1
JAN HRDINA	11/17/01	4:41	vs. NY Rangers	Blackburn	1-0
ALEKSEY MOROZOV	1/24/02	1:29	@ NY Islanders	Snow	5-4
RANDY ROBITAILLE	1/26/02	4:02	vs. Atlanta	Hnilicka	3-2
MICHAL ROZSIVAL	2/28/02	1:42	@ Columbus	Tugnutt	4-3
ALEXEI KOVALEV	3/5/02	3:23	vs. Florida	Luongo	6-5
JAN HRDINA	3/9/02	0:37	vs. NY Rangers	Richter	3-2
MARTIN STRAKA	1/4/03	0:42	vs. NY Islanders	Snow	3-2
MARIO LEMIEUX	2/18/03	1:35	vs. Edmonton	Salo	4-3



## OVERTIME CONTINUED

## OVERTIME GOALS FOR

PLAYER	DATE	TIME	OPPONENT	GOALIE	SCORE
SHAWN HEINS	2/22/03	4:33	vs. St. Louis	Johnson	2-1
RYAN MALONE	11/1/03	2:10	vs. Boston	Raycroft	3-2
ALEKSEY MOROZOV	11/14/03	3:09	@ Buffalo	Noronen	2-1
RYAN MALONE	11/22/03	2:40	vs. Ottawa	Lalime	2-1
RIC JACKMAN	2/25/04	1:48	@ Phoenix	Boucher	4-3
RYAN MALONE	2/29/04	2:45	@ NY Islanders	Snow	3-2
ALEKSEY MOROZOV	3/19/04	1:17	vs. Carolina	Weekes	4-3
ALEKSEY MOROZOV	3/21/04	4:52	vs. NY Rangers	Dunham	4-3
SERGEI GONCHAR	11/1/05	1:01	@ New Jersey	Clemmensen	4-3
SIDNEY CROSBY	11/16/05	4:13	@ Philadelphia	Niittymaki	3-2
SIDNEY CROSBY	12/31/05	3:31	vs. NY Rangers	Lundqvist	4-3
SIDNEY CROSBY	3/24/06	3:28	vs. NY Islanders	DiPietro	4-3
SERGEI GONCHAR	10/19/06	3:33	@ NY Islanders	Dunham	4-3
EVGENI MALKIN	11/1/06	2:45	@ Los Angeles	Cloutier	4-3
COLBY ARMSTRONG	12/9/06	3:51	@ Atlanta	Lehtonen	4-3
JORDAN STAAL	2/10/07	3:54	@ Toronto	Raycroft	6-5
COLBY ARMSTRONG	2/22/07	2:39	@ Florida	Belfour	2-1
COLBY ARMSTRONG	3/10/07	1:19	vs. NY Rangers	Lundqvist	3-2
SERGEI GONCHAR	12/27/07	1:33	vs. Washington	Kolzig	4-3
TYLER KENNEDY	10/4/08	4:35	@ Ottawa	Gerber	4-3
PASCAL DUPUIS	10/14/08	4:49	vs. Philadelphia	Niittymaki	3-2
RUSLAN FEDOTENKO	11/11/08	3:49	@ Detroit	Osgood	7-6
SIDNEY CROSBY	12/22/08	0:43	@ Buffalo	Miller	4-3
EVGENI MALKIN	2/4/09	4:44	vs. Tampa Bay	McKenna	4-3
EVGENI MALKIN	2/27/09	1:36	@ Chicago	Niemi	5-4
PASCAL DUPUIS	11/14/09	1:24	vs. Boston	Thomas	6-5
SIDNEY CROSBY	11/23/09	3:07	@ Florida	Vokoun	3-2
EVGENI MALKIN	12/12/09	0:37	vs. Florida	Vokoun	3-2
EVGENI MALKIN	3/4/10	3:42	@ NY Rangers	Lundqvist	5-4
JORDAN LEOPOLD	4/3/10	2:50	vs. Atlanta	Hedberg	4-3
JORDAN LEOPOLD	4/11/10	4:25	@ NY Islanders	Roloson	6-5
ALEX GOLIGOSKI	10/15/10	1:51	vs. NY Islanders	DiPietro	3-2
KRIS LETANG	10/21/10	3:49	@ Nashville	Rinne	4-3
JORDAN STAAL	2/10/11	4:41	vs. Los Angeles	Quick	2-1
TYLER KENNEDY	2/16/11	4:10	@ Colorado	Budaj	3-2
DUSTIN JEFFREY	3/5/11	1:52	@ Boston	Thomas	3-2
KRIS LETANG	11/26/11	2:09	@ Montreal	Price	4-3
EVGENI MALKIN	1/22/12	1:31	vs. Washington	Neuvirth	4-3
BRANDON SUTTER	3/2/13	0:52	@ Montreal	Price	7-6
TYLER KENNEDY	3/24/13	2:33	vs. Philadelphia	Bryzgalov	2-1
SIDNEY CROSBY	12/3/13	3:44	@ NY Islanders	Nilsson	4-3
JAMES NEAL	12/27/13	1:03	@ Carolina	Peters	4-3

## OVERTIME CONTINUED

## OVERTIME GOALS FOR

PLAYER	DATE	TIME	OPPONENT	GOALIE	SCORE
JAMES NEAL	2/3/14	1:55	vs. Ottawa	Anderson	2-1
JAMES NEAL	3/22/14	1:27	vs. Tampa Bay	Lindback	4-3
EVGENI MALKIN	11/24/14	0:32	@ Boston	Rask	3-2
BLAKE COMEAU	11/26/14	2:53	vs. Toronto	Bernier	4-3
BLAKE COMEAU	12/18/14	2:24	vs. Colorado	Pickard	1-0
SIDNEY CROSBY	1/10/15	3:41	@ Montreal	Price	2-1
SIMON DESPRES	1/30/15	2:21	@ New Jersey	Schneider	2-1
PATRIC HORNQVIST	3/7/15	1:44	@ Los Angeles	Quick	1-0
EVGENI MALKIN	10/20/15	1:21	vs. Florida	Luongo	3-2
PHIL KESSEL	10/24/15	0:41	@ Nashville	Rinne	2-1
EVGENI MALKIN	11/25/15	1:03	vs. St. Louis	Allen	4-3
KRIS LETANG	2/6/16	1:27	@ Florida	Luongo	3-2
SIDNEY CROSBY	3/27/16	4:30	@ NY Rangers	Lundqvist	3-2
SIDNEY CROSBY	4/7/16	4:00	@ Washington	Holtby	4-3
KRIS LETANG	11/18/16	1:24	@ NY Islanders	Halak	3-2
BRYAN RUST	12/14/16	1:24	vs. Boston	Rask	4-3
EVGENI MALKIN	12/31/16	1:54	vs. Montreal	Price	4-3
CONOR SHEARY	1/16/17	0:34	vs. Washington	Grubauer	8-7
PHIL KESSEL	2/3/17	3:15	vs. Columbus	Bobrovsky	4-3
SIDNEY CROSBY	2/16/17	4:38	vs. Winnipeg	Hellebuyck	4-3
EVGENI MALKIN	10/17/17	0:58	@ NY Rangers	Lundqvist	5-4
PHIL KESSEL	10/24/17	0:42	vs. Edmonton	Talbot	2-1
PHIL KESSEL	10/26/17	1:07	vs. Winnipeg	Hellebuyck	2-1
CONOR SHEARY	11/14/17	0:16	vs. Buffalo	Lehner	5-4
SIDNEY CROSBY	11/27/17	1:48	vs. Philadelphia	Elliott	5-4
MATT HUNWICK	12/7/17	1:29	vs. NY Islanders	Halak	4-3
EVGENI MALKIN	1/7/18	2:51	vs. Boston	Rask	6-5
SIDNEY CROSBY	3/3/18	3:48	vs. NY Islanders	Gibson	3-2
JUSTIN SCHULTZ	3/5/18	2:36	vs. Calgary	Gillies	4-3
BRYAN RUST	3/25/18	2:25	vs. Philadelphia	Mrizek	5-4
SIDNEY CROSBY	3/29/18	0:19	@ New Jersey	Kinkaid	4-3
PHIL KESSEL	4/5/18	1:06	@ Columbus	Bobrovsky	5-4
KRIS LETANG	10/4/18	1:20	vs. Washington	Holtby	7-6
SIDNEY CROSBY	10/23/18	2:12	@ Edmonton	Talbot	6-5
PHIL KESSEL	12/15/18	3:59	vs. Los Angeles	Quick	4-3
PHIL KESSEL	1/18/19	4:10	@ Arizona	Kuemper	3-2
JAKE GUENTZEL	3/5/19	2:44	vs. Florida	Luongo	3-2
BRANDON TANEV	10/16/19	3:57	vs. Colorado	Grubauer	3-2
BRYAN RUST	11/07/19	3:25	@ NY Islanders	Varlamov	4-3
JAKE GUENTZEL	11/25/19	4:04	vs. Calgary	Rittich	3-2
BRYAN RUST	12/12/19	3:02	vs. Columbus	Korpisalo	1-0
BRANDON TANEV	1/4/20	1:49	@ Montreal	Price	3-2

## OVERTIME CONTINUED

## OVERTIME GOALS FOR

PLAYER	DATE	TIME	OPPONENT	GOALIE	SCORE
<b>JARED MCCANN</b>	1/10/20	3:19	@ Colorado	Francouz	4-3
<b>SIDNEY CROSBY</b>	1/17/20	1:33	@ Detroit	Howard	2-1
<b>SIDNEY CROSBY</b>	1/31/20	0:55	vs. Philadelphia	Elliott	4-3
<b>SIDNEY CROSBY</b>	1/19/21	1:11	vs. Washington	Vanecek	5-4
<b>SIDNEY CROSBY</b>	1/30/21	2:27	@ NY Rangers	Georgiev	5-4
<b>KASPERI KAPANEN</b>	2/23/21	1:43	@ Washington	Vanecek	3-2
<b>KRIS LETANG</b>	2/27/21	4:34	@ NY Islanders	Varlamov	4-3
<b>JAKE GUENTZEL</b>	4/29/21	2:11	@ Washington	Vanecek	5-4
<b>KRIS LETANG</b>	11/4/21	1:54	vs. Philadelphia	Hart	3-2
<b>JEFF CARTER</b>	12/17/21	2:53	vs. Buffalo	Subban	3-2
<b>JAKE GUENTZEL</b>	1/15/22	0:37	@ San Jose	Hill	2-1
<b>KRIS LETANG</b>	2/15/22	0:31	vs. Philadelphia	Hart	5-4
<b>EVGENI MALKIN</b>	3/21/22	3:57	@ Minnesota	Talbot	4-3
<b>SIDNEY CROSBY</b>	4/10/22	2:21	vs. Nashville	Rittich	3-2

## OVERTIME CONTINUED

## OVERTIME GOALS AGAINST

PLAYER	DATE	TIME	OPPONENT	GOALIE	SCORE
LUCIEN DEBLOIS	10/12/83	1:34	vs. Winnipeg	Dion	4-3
BOBBY CLARKE	11/20/83	2:43	@ Philadelphia	Herron	5-4
PAUL MACLEAN	1/18/84	1:28	vs. Winnipeg	Dion	5-4
DAVE ANDREYCHUK	2/8/84	0:35	vs. Buffalo	Herron	6-5
MARK OSBORNE	2/26/84	2:18	@ NY Rangers	Herron	4-3
TIGER WILLIAMS	11/16/85	3:10	@ Los Angeles	Romano	4-3
MURRAY CRAVEN	12/22/85	2:12	@ Philadelphia	Meloche	3-2
ILKKA SINISALO	4/5/86	1:59	vs. Philadelphia	Meloche	4-3
STEVE THOMAS	12/13/86	4:36	@ Toronto	Romano	3-2
MIKE BOSSY	12/23/86	3:25	@ NY Islanders	Romano	4-3
MIKE GARTNER	1/1/87	1:30	@ Washington	Romano	4-3
TOMAS SANDSTROM	3/14/87	1:05	vs. NY Rangers	Riggin	3-2
KEVIN DINEEN	1/9/88	0:55	@ Hartford	Meloche	5-4
MARIO MAROIS	2/23/88	2:40	vs. Winnipeg	Pietrangelo	4-3
DAVE TAYLOR	3/7/89	2:37	@ Los Angeles	Barrasso	3-2
DON MALONEY	2/6/90	4:28	vs. NY Islanders	Barrasso	8-7
CRAIG MACTAVISH	3/6/90	1:17	@ Edmonton	Pietrangelo	4-3
UWE KRUPP	3/31/90	1:00	vs. Buffalo	Barrasso	3-2
TONY GRANATO	11/17/90	0:52	@ Los Angeles	Pietrangelo	2-1
PATRICK FLATLEY	12/23/90	4:29	vs. NY Islanders	Pietrangelo	4-3
DONALD AUDETTE	1/23/92	3:25	vs. Buffalo	Young	5-4
TONY AMONTE	2/21/94	0:08	@ NY Rangers	Barrasso	4-3
RANDY BURRIDGE	3/15/94	0:40	vs. Washington	Barrasso	5-4
ROD BRIND'AMOUR	4/16/95	1:30	@ Philadelphia	Wregget	4-3
YANIC PERREAULT	10/21/95	0:40	vs. Los Angeles	Wregget	3-2
STEVE THOMAS	3/9/96	0:21	vs. New Jersey	Barrasso	4-3
SHAWN BURR	10/5/96	1:37	vs. Tampa Bay	Barrasso	4-3
ADAM OATES	11/14/96	1:05	@ Boston	Wregget	2-1
VALERI KAMENSKY	1/23/97	3:55	vs. Colorado	Lalime	4-3
BRENDAN SHANAHAN	2/8/97	2:01	vs. Detroit	Lalime	6-5
VALERI KAMENSKY	1/3/98	3:04	vs. Colorado	Skudra	5-4
ALEXANDRE DAIGLE	3/8/98	4:03	@ Philadelphia	Wregget	4-3
DIXON WARD	3/28/99	2:27	@ Buffalo	Aubin	4-3
TEEMU SELANNE	10/27/99	3:38	@ Anaheim	Aubin	2-1
SERGEI FEDOROV	11/12/99	0:36	@ Detroit	Aubin	3-2
MIKE WILSON	11/20/99	2:57	@ Florida	Aubin	2-1
MATS SUNDIN	12/4/99	0:27	@ Toronto	Barrasso	3-2
ADAM OATES	12/29/99	4:32	@ Washington	Aubin	3-2
LUKE RICHARDSON	2/24/00	4:51	@ Philadelphia	Aubin	4-3
JOE SAKIC	11/13/00	3:56	@ Colorado	Snow	3-2
DARRYL SYDOR	1/19/01	0:42	@ Dallas	Snow	6-5
JOHN LECLAIR	4/7/01	4:39	@ Philadelphia	Snow	4-3

## OVERTIME CONTINUED

## OVERTIME GOALS AGAINST

PLAYER	DATE	TIME	OPPONENT	GOALIE	SCORE
PAVOL DEMITRA	10/20/01	3:35	@ St. Louis	Hedberg	2-1
VACLAV PROSPAL	11/10/01	4:29	@ Tampa Bay	Aubin	3-2
MARTY MURRAY	1/29/02	1:47	@ Philadelphia	Aubin	3-2
BRIAN RAFALSKI	2/9/02	4:51	vs. New Jersey	Hedberg	2-1
OLEG PETROV	3/30/02	1:32	@ Montreal	Hedberg	2-1
VALERI BURE	11/6/02	2:19	@ Florida	Hedberg	4-3
DONALD AUDETTE	11/18/02	1:12	@ Montreal	Hedberg	5-4
ANDREI MARKOV	11/20/02	2:25	vs. Montreal	Aubin	3-2
MATHIEU SCHNEIDER	12/14/02	4:22	@ Los Angeles	Hedberg	3-2
ILYA KOVALCHUK	12/30/02	4:40	vs. Atlanta	Aubin	3-2
PATRIK ELIAS	11/21/03	0:39	@ New Jersey	Fleury	2-1
MARKUS NASLUND	12/9/03	0:24	@ Vancouver	Fleury	4-3
JEFF O'NEILL	12/18/03	2:14	@ Carolina	Caron	2-1
ERIC BOGUNIECKI	2/14/04	2:06	@ St. Louis	Caron	2-1
GLEN MURRAY	10/8/05	1:23	vs. Boston	Caron	7-6
JOCHEN HECHT	10/10/05	4:39	@ Buffalo	Fleury	3-2
MIKE RATHJE	10/14/05	3:17	@ Philadelphia	Caron	6-5
STEPHEN WEISS	10/25/05	0:53	vs. Florida	Thibault	4-3
CHRIS DRURY	12/16/05	1:32	vs. Buffalo	Fleury	4-3
TOMAS KABERLE	12/27/05	2:26	vs. Toronto	Fleury	3-2
BRYAN MCCABE	1/2/06	1:02	@ Toronto	Thibault	3-2
BRIAN GIONTA	4/2/06	2:22	vs. New Jersey	Fleury	3-2
TEEMU SELANNE	11/6/06	0:44	@ Anaheim	Thibault	3-2
VINCENT LECAVALIER	11/8/06	2:41	vs. Tampa Bay	Fleury	4-3
MARTIN STRAKA	11/25/06	4:57	vs. NY Rangers	Fleury	2-1
SHELDON SOURAY	2/4/07	2:01	@ Montreal	Fleury	4-3
TOMAS KABERLE	3/31/07	3:55	@ Toronto	Fleury	5-4
JASON STRUDWICK	11/17/07	1:40	vs. NY Rangers	Fleury	4-3
ZACH PARISE	2/4/08	0:37	@ New Jersey	Conklin	4-3
DANIEL ALFREDSSON	2/23/08	4:56	vs. Ottawa	Conklin	4-3
CHRIS DRURY	3/31/08	1:46	@ NY Rangers	Fleury	2-1
ZACH PARISE	10/11/08	4:22	vs. New Jersey	Fleury	2-1
JAMIE LANGENBRUNNER	1/30/09	4:00	@ New Jersey	Fleury	4-3
ANTON BABCHUK	4/4/09	1:11	@ Carolina	Fleury	3-2
KRIS VERSTEEG	12/5/09	2:38	vs. Chicago	Fleury	2-1
MIKE KNUBLE	2/7/10	2:49	@ Washington	Fleury	5-4
OLLI JOKINEN	2/12/10	1:02	vs. NY Rangers	Fleury	3-2
BRIAN POTHIER	3/11/10	0:23	@ Carolina	Johnson	4-3
JAMIE MCBAIN	3/20/10	4:59	vs. Carolina	Fleury	3-2
ERIK JOHNSON	10/23/10	0:50	@ St. Louis	Johnson	1-0
RYAN CALLAHAN	11/15/10	3:38	vs. NY Rangers	Fleury	3-2
PATRICK MARLEAU	2/23/11	4:56	vs. San Jose	Fleury	3-2

## OVERTIME CONTINUED

## OVERTIME GOALS AGAINST

PLAYER	DATE	TIME	OPPONENT	GOALIE	SCORE
MIKHAIL GRABOVSKI	3/2/11	0:42	@ Toronto	Fleury	3-2
ILYA KOVALCHUK	3/4/11	4:35	@ New Jersey	Johnson	2-1
DENNIS WIDEMAN	10/13/11	2:48	vs. Washington	Johnson	3-2
ALEX PIETRANGELO	11/23/11	4:07	vs. St. Louis	Fleury	3-2
SCOTT HARTNELL	3/18/12	4:59	@ Philadelphia	Fleury	3-2
TOREY KRUG	11/25/13	0:34	@ Boston	Fleury	4-3
RYAN NUGENT-HOPKINS	1/10/14	1:01	@ Edmonton	Zatkoff	4-3
DANIEL ALFREDSSON	3/20/14	4:59	@ Detroit	Fleury	5-4
MARK STREIT	4/12/14	2:10	vs. Philadelphia	Fleury	4-3
JUSTIN ABDELKADER	10/23/14	4:16	@ Detroit	Greiss	4-3
KEVIN KLEIN	12/8/14	3:45	@ NY Rangers	Fleury	4-3
PATRICE BERGERON	1/7/15	2:43	vs. Boston	Fleury	3-2
CLAUDE GIROUX	1/20/15	3:57	@ Philadelphia	Greiss	3-2
ALEX STEEN	3/24/15	0:35	vs. St. Louis	Fleury	3-2
MARK STONE	4/7/15	2:43	@ Ottawa	Fleury	4-3
CAM ATKINSON	11/27/15	2:42	@ Columbus	Fleury	2-1
ARTEMI PANARIN	1/5/16	3:47	vs. Chicago	Fleury	3-2
JEFF SKINNER	1/12/16	3:02	@ Carolina	Fleury	3-2
VLADISLAV NAMESTNIKOV	1/15/16	2:11	@ Tampa Bay	Fleury	5-4
GABRIEL LANDESKOG	10/17/16	0:22	vs. Colorado	Fleury	4-3
NIC DOWD	11/3/16	2:37	@ Los Angeles	Fleury	3-2
TYLER TOFFOLI	12/16/16	1:00	vs. Los Angeles	Murray	1-0
JAKE GARDINER	12/17/16	2:00	@ Toronto	Fleury	2-1
CONNOR MURPHY	2/11/17	4:38	@ Arizona	Fleury	4-3
BRANDON DUBINSKY	2/17/17	1:04	@ Columbus	Murray	2-1
ALEX PIETRANGELO	10/4/17	1:15	vs. St. Louis	Murray	5-4
MARK GIORDANO	11/2/17	2:19	@ Calgary	Jarry	2-1
MIKA ZIBANEJAD	3/14/18	2:53	@ NY Rangers	DeSmith	4-3
TAYLOR HALL	3/23/18	0:27	vs. New Jersey	Murray	4-3
BROCK BOESER	10/16/18	0:34	vs. Vancouver	DeSmith	3-2
JACK EICHEL	11/19/18	0:45	vs. Buffalo	DeSmith	5-4
JOAKIM NORDSTROM	11/23/18	1:57	@ Boston	Jarry	2-1
RYAN DZINGEL	12/8/18	1:20	@ Ottawa	DeSmith	2-1
MIKE MATHESON	2/7/19	4:14	@ Florida	DeSmith	3-2
CLAUDE GIROUX	2/23/19	1:59	@ Philadelphia	Murray	4-3
CONOR SHEARY	3/1/19	4:11	@ Buffalo	Murray	4-3
SEAN COUTURIER	3/17/19	4:56	vs. Philadelphia	Murray	2-1
RYAN STROME	4/6/19	2:09	vs. NY Rangers	Murray	4-3
LEON DRAISAITL	11/2/19	2:37	vs. Edmonton	Murray	2-1
KAAPO KAKKO	11/12/19	2:24	@ NY Rangers	Murray	3-2
BROCK NELSON	11/19/19	2:55	vs. NY Islanders	Murray	5-4
BROCK NELSON	11/21/19	4:16	@ NY Islanders	Murray	4-3

## OVERTIME CONTINUED

## OVERTIME GOALS AGAINST

PLAYER	DATE	TIME	OPPONENT	GOALIE	SCORE
<b>BRENT BURNS</b>	1/2/20	2:02	vs. San Jose	Jarry	3-2
<b>YANNI GOURDE</b>	2/11/20	2:45	vs. Tampa Bay	Murray	2-1
<b>CRAIG SMITH</b>	1/26/21	4:49	@ Boston	Jarry	2-3
<b>JESPER BRATT</b>	3/21/21	2:50	vs. New Jersey	Jarry	1-2
<b>CARTER VERGAEGHE</b>	10/14/21	1:37	@ Florida	DeSmith	4-5
<b>ADAM LARSSON</b>	1/27/22	1:17	vs. Seattle	Jarry	1-2
<b>DMITRY ORLOV</b>	2/1/22	4:17	vs. Pittsburgh	Jarry	3-4
<b>ANDREI SVECHNIKOV</b>	3/4/22	3:14	@ Carolina	DeSmith	3-2
<b>CARTER VERHAEGHE</b>	10/14/21	1:37	@ Florida	DeSmith	4-5
<b>ADAM LARSSON</b>	1/27/22	1:17	vs. Seattle	Jarry	1-2
<b>DMITRY ORLOV</b>	2/1/22	4:17	vs. Washington	Jarry	3-4
<b>ANDREI SVECHNIKOV</b>	3/4/22	3:14	@ Carolina	DeSmith	2-3

## OVERTIME CONTINUED

## OVERTIME SCORING

PLAYER	G	A	PTS	PLAYER	G	A	PTS	PLAYER	G	A	PTS
SIDNEY CROSBY	19	19	38	BRANDON TANEV	2	0	2	FREDRIK OLAUSSON	1	0	1
EVGENI MALKIN	13	18	31	BLAKE COMEAU	2	0	2	RANDY ROBITAILLE	1	0	1
KRIS LETANG	8	23	31	JORDAN LEOPOLD	2	0	2	ULF SAMUELSSON	1	0	1
MARIO LEMIEUX	11	11	22	CONOR SHEARY	2	0	2	DOUG SHEDDEN	1	0	1
PHIL KESSEL	7	9	16	RANDY CUNNEYWORTH	1	1	2	CHARLIE SIMMER	1	0	1
JAROMIR JAGR	9	5	14	SIMON DESPRES	1	1	2	MARC BERGEVIN	0	1	1
BRYAN RUST	4	4	8	DAN FRAWLEY	1	1	2	DERICK BRASSARD	0	1	1
ALEXEI KOVALEV	4	4	8	HANS JONSSON	1	1	2	ROBERT BORTUZZO	0	1	1
SERGEI GONCHAR	3	5	8	ROBERT LANG	1	1	2	JOHN CHABOT	0	1	1
JORDAN STAAL	2	5	7	TROY LONEY	1	1	2	TREVOR DALEY	0	1	1
MARTIN STRAKA	1	6	7	MOE MANTHA	1	1	2	RON DUGUAY	0	1	1
JAKE GUENTZEL	4	2	6	MARK RECCHI	1	1	2	MARK EATON	0	1	1
JAMES NEAL	3	3	6	PAUL STANTON	1	1	2	NILS EKMAN	0	1	1
RON FRANCIS	1	5	6	BRANDON SUTTER	1	1	2	BOB ERREY	0	1	1
DICK TARNSTROM	0	6	6	BILLY TIBBETTS	1	1	2	RICO FATA	0	1	1
JUSTIN SCHULTZ	1	4	5	STU BARNES	0	2	2	ANDREW FERENCE	0	1	1
ALEKSEY MOROZOV	4	1	5	KRIS BEECH	0	2	2	LEE GIFFIN	0	1	1
KEVIN STEVENS	3	2	5	JOHN CULLEN	0	2	2	BILL GUERIN	0	1	1
LARRY MURPHY	1	4	5	MIKE EASTWOOD	0	2	2	DAVE HANNAN	0	1	1
COLBY ARMSTRONG	3	1	4	DERYK ENGELLAND	0	2	2	JUSSI JOKINEN	0	1	1
TYLER KENNEDY	3	1	4	DARIUS KASPARAITIS	0	2	2	DOMINIK KAHUN	0	1	1
RYAN MALONE	3	1	4	BROOKS ORPIK	0	2	2	RICK KEHOE	0	1	1
PASCAL DUPUIS	2	2	4	TOMAS SANDSTROM	0	2	2	MILAN KRAFT	0	1	1
JAN HRDINA	2	2	4	BRYAN SMOLINSKI	0	2	2	JANNE LAUKKANEN	0	1	1
PAUL COFFEY	0	4	4	MAXIME TALBOT	0	2	2	BEN LOVEJOY	0	1	1
JOHN MARINO	0	4	4	RYAN WHITNEY	0	2	2	OLLI MAATTA	0	1	1
TEDDY BLUEGER	0	3	3	ZARLEY ZALAPSKI	0	2	2	NORM MACIVER	0	1	1
ROB BROWN	2	1	3	KASPERI KAPANEN	1	0	1	PAUL MARTIN	0	1	1
KEVIN HATCHER	2	1	3	RICKARD RAKELL	0	1	1	JOSEF MELICHAR	0	1	1
RANDY HILLIER	2	1	3	TRISTAN JARRY	0	1	1	MATT NISKANEN	0	1	1
KIP MILLER	2	1	3	PIERRE-OLIVIER JOSEPH	0	1	1	TOM O'REGAN	0	1	1
DOUG BODGER	1	2	3	PATRIC HORNQVIST	1	0	1	MICHEL OUELLET	0	1	1
PHIL BOURQUE	1	2	3	JACK JOHNSON	0	1	1	WILF PAIMENT	0	1	1
ALEX GOLIGOSKI	1	2	3	MARCUS PETERSSON	0	1	1	LASSE PIRJETA	0	1	1
RIC JACKMAN	1	2	3	WAYNE BABYCH	1	0	1	STEVE POAPST	0	1	1
JARED MCCANN	1	2	3	RANDY CARLYLE	1	0	1	STEPHANE RICHER	0	1	1
MICHAL ROZSIVAL	1	2	3	RUSLAN FEDOTENKO	1	0	1	GARY RISSLING	0	1	1
CRAIG SIMPSON	1	2	3	RANDY GILHEN	1	0	1	GORD ROBERTS	0	1	1
SCOTT YOUNG	1	2	3	SHAWN HEINS	1	0	1	MIROSLAV SATAN	0	1	1
JIRI SLEGR	0	3	3	MATT HUNWICK	1	0	1	ROB SCUDERI	0	1	1
GERMAN TITOV	0	3	3	DUSTIN JEFFREY	1	0	1	VILLE SIREN	0	1	1
WARREN YOUNG	0	3	3	CHRIS KONTOS	1	0	1	TONY TANTI	0	1	1
JEFF CARTER	1	1	2	JOE MULLEN	1	0	1	RICK TOCCHET	0	1	1



# SHOOTOUTS

## ALL-TIME RECORD

YEAR	OVERALL			HOME			ROAD		
	GP	W	L	GP	W	L	GP	W	L
2005-06	7	1	6	4	1	3	3	0	3
2006-07	16	10	6	8	5	3	8	5	3
2007-08	11	7	4	5	2	3	6	5	1
2008-09	12	6	6	5	3	2	7	3	4
2009-10	10	8	2	4	3	1	6	5	1
2010-11	13	10	3	3	3	0	10	7	3
2011-12	12	9	3	5	5	0	7	4	3
2012-13	3	3	0	1	1	0	2	2	0
2013-14	10	7	3	6	3	3	4	4	0
2014-15	10	4	6	4	2	2	6	2	4
2015-16	8	4	4	6	3	3	2	1	1
2016-17	9	4	5	4	2	2	5	2	3
2017-18	4	2	2	2	2	0	2	0	2
2018-19	5	2	3	0	0	0	5	2	3
2019-20	3	3	0	2	2	0	1	1	0
2020-21	4	3	1	3	2	1	1	1	0
2021-22	10	3	7	5	2	3	5	1	4
TOTALS	147	86	61	67	41	26	80	45	35

## ALL-TIME VS. EACH TEAM

TEAM	SHOOTOUTS AGAINST	W-L	TEAM	SHOOTOUTS AGAINST	W-L
ANAHEIM	1	1-0	NASHVILLE	3	1-2
ARIZONA	2	2-0	NEW JERSEY	3	2-1
BOSTON	4	2-2	NY ISLANDERS	17	7-10
BUFFALO	6	4-2	NY RANGERS	11	7-4
CALGARY	4	1-3	OTTAWA	8	5-3
CAROLINA	7	5-2	PHILADELPHIA	6	5-1
CHICAGO	6	2-4	ST. LOUIS	2	2-0
COLORADO	1	1-0	SAN JOSE	5	2-3
COLUMBUS	5	3-2	TAMPA BAY	2	0-2
DALLAS	4	2-2	TORONTO	6	5-1
DETROIT	4	3-1	VANCOUVER	4	4-0
EDMONTON	3	1-2	VEGAS	0	0-0
FLORIDA	7	5-2	WASHINGTON	7	5-2
LOS ANGELES	3	2-1	WINNIPEG	5	3-2
MINNESOTA	2	0-2	TOTALS	147	86-61
MONTREAL	9	4-5			

## SHOOTOUTS CONTINUED

## ALL-TIME RESULTS

DATE	OPPONENT	W/L	WINNING GOAL	WINNING GOALIE	LOSING GOALIE	SHOOTOUT SCORE	FINAL SCORE
10/7/05	@ Carolina	L	Stillman	Ward	Caron	1-0	3-2
11/10/05	vs. Montreal	W	Crosby	Thibault	Theodore	1-0	3-2
11/14/05	vs. NY Islanders	L	Blake	DiPietro	Thibault	3-2	3-2
1/26/06	@ NY Islanders	L	Satan	Dubielewicz	Caron	1-0	4-3
2/4/06	vs. NY Islanders	L	Satan	DiPietro	Fleury	2-0	5-4
3/7/06	vs. Tampa Bay	L	Richards	Grahame	Fleury	2-0	5-4
4/15/06	@ NY Islanders	L	Nilsson	DiPietro	Caron	4-3	5-4
11/22/06	vs. Boston	L	Sturm	Thomas	Fleury	1-0	4-3
12/7/06	@ NY Rangers	L	Shanahan	Lundqvist	Fleury	1-0	3-2
12/11/06	@ Washington	W	Malkin	Fleury	Kolzig	2-1	5-4
12/21/06	@ Atlanta	L	Kozlov	Lehtonen	Thibault	2-0	4-3
1/7/07	vs. Tampa Bay	L	St. Louis	Holmqvist	Fleury	1-0	3-2
1/18/07	@ Boston	L	Kessel	Toivonen	Fleury	2-1	5-4
1/26/07	@ Dallas	W	Christensen	Fleury	Turco	1-0	4-3
2/1/07	vs. Montreal	W	Malkin	Fleury	Aebischer	2-1	5-4
2/8/07	@ Philadelphia	W	Crosby	Fleury	Niittymaki	1-0	5-4
2/14/07	vs. Chicago	W	Christensen	Fleury	Khabibulin	2-0	5-4
3/1/07	@ NY Rangers	W	Crosby	Fleury	Lundqvist	1-0	4-3
3/4/07	vs. Philadelphia	W	Christensen	Fleury	Biron	2-0	4-3
3/6/07	@ Ottawa	W	Crosby	Thibault	Emery	2-1	5-4
3/8/07	vs. New Jersey	L	Elias	Brodeur	Fleury	1-0	4-3
3/13/07	vs. Buffalo	W	Crosby	Fleury	Miller	2-1	5-4
3/18/07	vs. Ottawa	W	Ruutu	Fleury	Emery	1-0	4-3
10/19/07	vs. Carolina	W	Crosby	Sabourin	Ward	3-2	4-3
10/27/07	vs. Montreal	L	Markov	Price	Sabourin	1-0	4-3
11/22/07	@ Ottawa	W	Ruutu	Sabourin	Gerber	2-1	6-5
12/6/07	@ Calgary	W	Letang	Sabourin	Kiprusoff	2-1	3-2
12/8/07	@ Vancouver	W	Letang	Sabourin	Luongo	2-1	2-1
12/20/07	@ Boston	W	Christensen	Conklin	Thomas	2-0	5-4
1/1/08	@ Buffalo	W	Crosby	Conklin	Miller	2-1	2-1
1/12/08	@ Atlanta	L	Recchi	Lehtonen	Conklin	1-0	3-2
1/21/08	vs. Washington	L	Semin	Kolzig	Conklin	2-1	6-5
2/24/08	vs. San Jose	L	Roenick	Nabokov	Conklin	3-2	2-1
3/2/08	vs. Atlanta	W	Letang	Fleury	Lehtonen	1-0	3-2
10/20/08	@ Boston	W	Malkin	Sabourin	Thomas	2-1	2-1
10/25/08	@ NY Rangers	L	Sjostrom	Lundqvist	Fleury	1-0	3-2
11/8/08	@ NY Islanders	W	Sykora	Sabourin	MacDonald	1-0	4-3
11/13/08	vs. Philadelphia	W	Goligoski	Sabourin	Biron	1-0	5-4
11/18/08	vs. Minnesota	L	Zidlicky	Backstrom	Sabourin	1-0	2-1
12/3/08	@ NY Rangers	L	Zherdev	Lundqvist	Sabourin	3-1	3-2
2/11/09	vs. San Jose	W	Crosby	Fleury	Boucher	1-0	2-1

## SHOOTOUTS CONTINUED

## ALL-TIME RESULTS

DATE	OPPONENT	W/L	WINNING GOAL	WINNING GOALIE	LOSING GOALIE	SHOOTOUT SCORE	FINAL SCORE
2/16/09	@ NY Islanders	L	Tambellini	MacDonald	Fleury	2-1	3-2
3/8/09	@ Washington	W	Crosby	Fleury	Theodore	1-0	4-3
3/10/09	vs. Florida	W	Letang	Fleury	Vokoun	2-0	4-3
3/12/09	@ Columbus	L	Huselius	Mason	Fleury	1-0	4-3
3/14/09	vs. Ottawa	L	Comrie	Elliott	Fleury	2-1	4-3
10/3/09	@ NY Islanders	W	Letang	Fleury	Roloson	2-0	4-3
10/14/09	@ Carolina	W	Kunitz	Fleury	Ward	2-1	3-2
10/23/09	vs. Florida	W	Crosby	Johnson	Vokoun	1-0	3-2
10/30/09	@ Columbus	W	Crosby	Johnson	Mason	1-0	4-3
12/17/09	@ Philadelphia	W	Letang	Fleury	Boucher	2-0	3-2
12/19/09	@ Buffalo	W	Letang	Fleury	Lalime	1-0	2-1
1/31/10	vs. Detroit	W	Crosby	Fleury	Howard	2-0	2-1
2/14/10	vs. Nashville	L	O'Reilly	Ellis	Fleury	2-0	4-3
3/24/10	@ Washington	L	Knuble	Theodore	Fleury	3-2	4-3
3/28/10	vs. Toronto	W	Crosby	Fleury	Giguere	2-0	5-4
11/6/10	@ Phoenix	W	Letestu	Johnson	Bryzgalov	1-0	4-3
11/19/10	vs. Carolina	W	Letang	Fleury	Peters	2-0	5-4
12/23/10	@ Washington	W	Dupuis	Fleury	Neuvirth	2-1	3-2
12/29/10	@ NY Islanders	L	Parenteau	DiPietro	Fleury	3-2	2-1
1/6/11	@ Montreal	L	Pouliot	Price	Johnson	1-0	2-1
2/1/11	@ NY Rangers	W	Jeffrey	Fleury	Lundqvist	1-0	4-3
2/20/11	@ Chicago	L	Kane	Crawford	Fleury	1-0	3-2
2/26/11	@ Toronto	W	Kovalev	Fleury	Reimer	1-0	6-5
3/21/11	@ Detroit	W	Neal	Johnson	MacDonald	1-0	5-4
3/24/11	@ Philadelphia	W	Kunitz	Fleury	Bobrovsky	2-1	2-1
3/25/11	vs. New Jersey	W	Neal	Fleury	Brodeur	1-0	1-0
3/27/11	vs. Florida	W	Kovalev	Fleury	Clemmensen	2-0	2-1
4/8/11	@ NY Islanders	W	Kunitz	Fleury	Montoya	1-0	4-3
10/6/11	@ Vancouver	W	Letang	Fleury	Luongo	2-0	4-3
10/9/11	@ Edmonton	L	Hemsky	Dubnyk	Johnson	2-1	2-1
10/27/11	vs. NY Islanders	W	Malkin	Fleury	DiPietro	1-0	3-2
11/3/11	@ San Jose	L	Clowe	Greiss	Fleury	1-0	4-3
11/5/11	@ Los Angeles	W	Kunitz	Fleury	Quick	2-1	3-2
1/17/12	vs. Carolina	W	Neal	Fleury	Ward	2-1	2-1
1/20/12	vs. Montreal	W	Malkin	Fleury	Budaj	1-0	5-4
1/24/12	@ St. Louis	W	Kunitz	Fleury	Elliott	2-1	3-2
1/31/12	vs. Toronto	W	Malkin	Fleury	Gustavsson	1-0	5-4
2/7/12	@ Montreal	L	Plekanec	Price	Fleury	3-2	3-2
2/29/12	@ Dallas	W	Dupuis	Fleury	Lehtonen	3-2	4-3
3/9/12	vs. Florida	W	Neal	Fleury	Theodore	2-0	2-1
1/27/13	@ Ottawa	W	Malkin	Fleury	Anderson	3-2	2-1

## SHOOTOUTS CONTINUED

## ALL-TIME RESULTS

DATE	OPPONENT	W/L	WINNING GOAL	WINNING GOALIE	LOSING GOALIE	SHOOTOUT SCORE	FINAL SCORE
3/10/13	@ Toronto	W	Neal	Fleury	Reimer	2-0	5-4
4/5/13	vs. NY Rangers	W	Jokinen	Fleury	Lundqvist	1-0	2-1
10/19/13	vs. Vancouver	W	Malkin	Fleury	Luongo	1-0	4-3
11/27/13	vs. Toronto	W	Crosby	Zatkoff	Bernier	2-0	6-5
12/18/13	@ NY Rangers	W	Sutter	Fleury	Lundqvist	1-0	4-3
1/7/14	@ Vancouver	W	Crosby	Fleury	Lack	1-0	5-4
2/7/14	vs. NY Rangers	L	Richards	Lundqvist	Fleury	2-1	4-3
2/27/14	vs. Montreal	L	Desharnais	Budaj	Fleury	1-0	6-5
3/7/14	@ Anaheim	W	Sutter	Fleury	Hiller	3-2	3-2
4/6/14	@ Colorado	W	Jokinen	Fleury	Varlamov	1-0	3-2
4/9/14	vs. Detroit	W	Jokinen	Fleury	Gustavsson	1-0	4-3
4/13/14	vs. Ottawa	L	Turris	Lehner	Zatkoff	2-0	3-2
11/6/14	@ Winnipeg	W	Crosby	Fleury	Pavelec	2-1	4-3
11/15/14	@ NY Rangers	W	Sutter	Fleury	Lundqvist	2-1	3-2
11/21/14	vs. NY Islanders	L	Okposo	Johnson	Fleury	2-1	5-4
12/13/14	@ Columbus	L	Johansen	Bobrovsky	Greiss	2-1	4-3
12/22/14	@ Florida	L	Barkov	Luongo	Fleury	1-0	4-3
1/21/15	vs. Chicago	L	Toews	Crawford	Fleury	2-0	3-2
2/12/15	@ Ottawa	W	Perron	Greiss	Lehner	1-0	5-4
2/15/15	@ Chicago	L	Sharp	Crawford	Fleury	3-2	2-1
3/9/15	@ San Jose	L	Wingels	Niemi	Fleury	2-1	2-1
3/29/15	vs. San Jose	W	Perron	Fleury	Stalock	2-0	3-2
11/11/15	vs. Montreal	W	Perron	Fleury	Condon	2-0	4-3
11/28/15	vs. Edmonton	L	Hendricks	Nilsson	Zatkoff	2-0	3-2
12/11/15	vs. Los Angeles	L	Gaborik	Quick	Fleury	2-1	3-2
12/30/15	vs. Toronto	L	Parenteau	Bernier	Murray	2-1	3-2
2/12/16	@ Carolina	W	Letang	Fleury	Ward	1-0	2-1
2/15/16	@ Florida	L	Jokinen	Montoya	Fleury	2-1	2-1
3/15/16	vs. NY Islanders	W	Letang	Fleury	Berube	1-0	2-1
3/29/16	vs. Buffalo	W	Letang	Murray	Johnson	2-0	5-4
10/13/16	vs. Washington	W	Kessel	Fleury	Holtby	3-2	3-2
11/19/16	@ Buffalo	L	C. O'Reilly	Nilsson	Fleury	1-0	2-1
11/26/16	vs. New Jersey	W	Letang	Murray	Kinkaid	1-0	4-3
2/7/17	vs. Calgary	L	Versteeg	Johnson	Murray	1-0	3-2
3/10/17	@ Edmonton	W	Kessel	Fleury	Talbot	2-1	3-2
3/13/17	@ Calgary	L	Versteeg	Elliott	Fleury	1-0	4-3
3/23/17	@ Ottawa	L	Turris	Condon	Murray	2-0	2-1
3/24/17	vs. NY Islanders	L	Tavares	Halak	Fleury	2-1	4-3
3/31/17	@ NY Rangers	W	Kessel	Murray	Lundqvist	2-0	4-3
11/11/17	@ Nashville	L	Forsberg	Rinne	Jarry	2-1	5-4
12/21/17	vs. Columbus	W	Letang	Murray	Bobrovsky	2-1	3-2

## SHOOTOUTS CONTINUED

## ALL-TIME RESULTS

DATE	OPPONENT	W/L	WINNING GOAL	WINNING GOALIE	LOSING GOALIE	SHOOTOUT SCORE	FINAL SCORE
12/27/17	vs. Columbus	W	Malkin	Murray	Bobrovsky	2-0	5-4
2/9/18	@ Dallas	L	Seguin	Lehtonen	Murray	1-0	4-3
10/13/18	@ Montreal	L	Drouin	Niemi	DeSmith	2-0	4-3
11/1/18	@ NY Islanders	L	Bailey	Greiss	Murray	1-0	3-2
12/10/18	@ NY Islanders	W	Guentzel	DeSmith	Lehner	2-1	2-1
3/19/19	@ Carolina	L	Hamilton	Mrazek	Murray	1-0	3-2
3/21/19	@ Nashville	W	Crosby	Murray	Rinne	1-0	2-1
11/9/19	vs. Chicago	W	McCann	Murray	Crawford	2-1	3-2
12/14/19	vs. Los Angeles	W	Rust	Jarry	Quick	1-0	5-4
1/12/20	@ Arizona	W	Blueger	Jarry	Hill	2-1	4-3
1/17/21	vs. Washington	W	Guentzel	DeSmith	Samsonov	1-0	4-3
1/22/21	vs. NY Rangers	W	Letang	Jarry	Shesterkin	2-1	4-3
2/11/21	@ NY Islanders	W	Crosby	DeSmith	Varlamov	1-0	4-3
4/15/21	vs. Philadelphia	L	Couturier	Hart	Jarry	2-1	2-1
10/19/21	vs. Dallas	L	Radulov	Holtby	Jarry	1-2	1-2
11/6/21	vs. Minnesota	L	Bjugstad	Talbot	Jarry	2-3	4-5
11/9/21	@ Chicago	L	Toews	Fleury	Jarry	2-0	2-3
11/11/21	vs. Florida	W	Carter	Jarry	Bobrovsky	2-1	3-2
11/29/21	@ Calgary	L	Backlund	Markstrom	Jarry	1-2	1-2
1/23/22	vs. Winnipeg	W	Crosby	Jarry	Hellebuyck	1-0	2-3
1/28/22	vs. Detroit	L	Raymond	Pickard	DeSmith	0-1	2-3
3/17/22	@ St. Louis	W	Rust	Jarry	Husso	1-0	3-2
3/23/22	@ Buffalo	L	Thompson	Anderson	DeSmith	0-2	3-4
4/12/22	@ NY Islanders	L	Palmieri	Sorokin	DeSmith	0-1	4-5

## SHOOTOUTS CONTINUED

## ALL-TIME RECORD

YEAR	OVERALL			HOME			ROAD		
	GOALS	SHOTS	PCT.	GOALS	SHOTS	PCT.	GOALS	SHOTS	PCT.
<b>2005-06</b>	6	28	21.4	3	16	18.8	3	12	25.0
<b>2006-07</b>	17	47	36.2	9	24	37.5	8	23	34.8
<b>2007-08</b>	17	44	38.6	7	20	35.0	10	24	41.7
<b>2008-09</b>	11	40	27.5	5	20	25.0	6	20	30.0
<b>2009-10</b>	15	29	51.7	5	11	45.5	10	18	55.6
<b>2010-11</b>	16	49	32.7	5	8	62.5	11	41	26.8
<b>2011-12</b>	19	42	45.2	7	14	50.0	12	28	42.9
<b>2012-13</b>	6	8	75.0	1	3	33.3	5	5	100.0
<b>2013-14</b>	11	32	34.4	5	17	29.4	6	15	40.0
<b>2014-15</b>	12	36	33.3	5	11	45.5	7	25	28.0
<b>2015-16</b>	9	25	36.0	7	17	41.2	2	8	25.0
<b>2016-17</b>	9	26	34.6	5	13	38.5	4	13	30.8
<b>2017-18</b>	5	12	41.7	4	6	66.7	1	6	16.7
<b>2018-19</b>	3	15	20.0	0	0	0.0	3	15	20.0
<b>2019-20</b>	5	15	33.3	3	7	42.9	2	8	25.0
<b>2020-21</b>	5	12	41.7	4	10	40.0	1	2	50.0
<b>2021-22</b>	8	35	22.9	6	17	35.3	2	18	11.1
<b>TOTALS</b>	<b>174</b>	<b>495</b>	<b>35.2</b>	<b>81</b>	<b>214</b>	<b>37.9</b>	<b>93</b>	<b>281</b>	<b>33.1</b>

## SHOOTOUTS CONTINUED

## PENGUINS GOALIES

PLAYER	REC	SH	SV	GA	PCT.
BRENT JOHNSON	4-2	20	17	3	85.0
CASEY DESMITH	3-4	22	15	7	68.2
DANY SABOURIN	7-3	45	34	11	75.6
MARC-ANDRE FLEURY	53-29	269	199	70	74.0
MATT MURRAY	7-6	34	24	10	70.6
TRISTAN JARRY	6-6	48	32	16	66.7
JOCELYN THIBAUT	2-2	17	11	6	64.7
THOMAS GREISS	1-1	6	4	2	66.6
TY CONKLIN	2-3	15	8	7	53.3
SEBASTIEN CARON	0-3	10	4	6	40.0
JEFF ZATKOFF	1-2	6	2	4	33.3
TOTALS	86-61	488	350	142	71.7

## PENGUINS SHOOTERS

PLAYER	G	S	PCT	PLAYER	G	S	PCT
SIDNEY CROSBY	41	106	38.7	SIMON DESPRES	0	1	0.0
KRIS LETANG	26	80	32.5	STEVE DOWNIE	0	1	0.0
EVGENI MALKIN	23	69	33.3	NILS EKMAN	0	1	0.0
ERIK CHRISTENSEN	14	23	60.9	ANDY HILBERT	0	1	0.0
JAMES NEAL	9	19	47.4	PATRIC HORNQVIST	0	1	0.0
CHRIS KUNITZ	8	20	40.0	KONSTANTIN KOLTSOV	0	1	0.0
JAKE GUENTZEL	6	17	35.3	ALEX GALCHENYUK	0	1	0.0
BRYAN RUST	5	6	83.3	JOHN LECLAIR	0	1	0.0
DAVID PERRON	6	9	66.7	DOMINIK KAHUN	0	1	0.0
PHIL KESSEL	5	14	35.7	CAL O'REILLY	0	1	0.0
PETR SYKORA	5	15	33.3	LASSE PIRJETA	0	1	0.0
JARKKO RUUTU	4	8	50.0	DERRICK POULIOT	0	1	0.0
ALEX KOVALEV	3	6	50.0	JANI RITA	0	1	0.0
BRANDON SUTTER	3	6	50.0	DOMINIK SIMON	0	1	0.0
PASCAL DUPUIS	3	10	30.0	JASON WILLIAMS	0	1	0.0
JUSSI JOKINEN	3	10	30.0	BEAU BENNETT	0	2	0.0
JEFF CARTER	2	3	66.7	RYAN MALONE	0	2	0.0
TEDDY BLUEGER	1	1	100.0	ZIGGY PALFFY	0	2	0.0
DUSTIN JEFFREY	1	1	100.0	STEVE SULLIVAN	0	2	0.0
JARED MCCANN	1	3	33.3	BILL GUERIN	0	3	0.0
RYAN WHITNEY	1	3	33.3	TYLER KENNEDY	0	3	0.0
ALEX GOLIGOSKI	1	4	25.0	MARIO LEMIEUX	0	3	0.0
SERGEI GONCHAR	1	4	25.0	NICK BONINO	0	4	0.0
MARK LETESTU	1	4	25.0	MARK RECCHI	0	4	0.0
MICHEL OUELLET	1	4	25.0	MIROSLAV SATAN	0	4	0.0
CHRIS CONNER	0	1	0.0	TOTALS	174	491	35.4
MATT CULLEN	0	1	0.0				

# HAT TRICKS

PLAYER	DATE	OPP.	GOALIE(S)	PLAYER	DATE	OPP.	GOALIE(S)
<b>1967-68 (2)</b>				Pete Mahovlich	11/30	VS. DET	Low
Andy Bathgate	10/18	VS. MIN	Maniago (2), Bauman	Wayne Bianchin	12/31	VS. CLE	Edwards
Ken Schinkel	10/21	VS. CHI	Dejordy	<b>1978-79 (3)</b>			
<b>1968-69 (0)</b>				Orest Kindrachuk	3/4	@ COL	Plasse
<b>1969-70 (1)</b>				Ron Stackhouse	3/18	@ NYR	Thomas
Ken Schinkel (2)	2/4	@ MIN	Maniago Broderick (2)	Greg Malone	3/28	VS. NYR	Soetaert
<b>1970-71 (2)</b>				<b>1979-80 (1)</b>			
Glen Sather	12/19	VS. DET	McLeod (2), ENG	Gary McAdam	11/28	VS. QUE	Dion
Duane Rupp	3/24	VS. DET	Rutherford	<b>1980-81 (5)</b>			
<b>1971-72 (1)</b>				Rick Kehoe (4)	11/26	VS. VAN	Brodeur
Bob Leiter	12/1	VS. DET	Smith (2), Daley	Rick Kehoe (5)	12/3	@ TOR	Crha
<b>1972-73 (6)</b>				Paul Gardner*	12/13	VS. PHI	Myre
Al McDonough	10/11	@ STL	Stephenson	Rick Kehoe (6)	1/14	VS. STL	Staniowski
Lowell MacDonald	11/15	VS. MIN	Gilbert	Greg Sheppard	3/16	@ EDM	Mio
Al McDonough (2)	11/18	VS. ATL	Myre	<b>1981-82 (4)</b>			
Al McDonough (3)	11/22	VS. STL	Stephenson	Paul Gardner (2)	11/7	VS. PHI	Lindbergh
Eddie Shack	11/29	VS. TOR	Low	Doug Shedden	1/2	VS. HFD	Garrett
Syl Apps	12/13	VS. NYI	Desjardins	Rick Kehoe (7)	1/20	VS. BOS	Baron
<b>1973-74 (3)</b>				Andre St. Laurent	3/6	@ QUE	Bouchard
L. MacDonald (2)	11/13	VS. MIN	Maniago	<b>1982-83 (3)</b>			
Bob Kelly	3/24	VS. DET	Grant	Pat Boutette	10/12	VS. VAN	Brodeur
L. MacDonald (3)	3/27	VS. MIN	Worsley	Pat Boutette (2)	10/27	VS. WSH	Parro
<b>1974-75 (3)</b>				Rick Kehoe (8)	12/23	@ DET	Stefan
Rick Kehoe	2/15	@ TOR	Favell	<b>1983-84 (3)</b>			
Jean Pronovost	2/26	VS. WSH	Belhumeur	Andy Brickley	12/26	VS. NYR	Weeks
Pierre Larouche	3/12	VS. BOS	Gilbert	Mike Bullard	1/18	VS. WPG	Veisor
<b>1975-76 (9)</b>				Mark Taylor	3/29	@ NYR	Vanbiesbrouck
Jean Pronovost (2)	11/12	@ WSH	Wolfe	<b>1984-85 (2)</b>			
Syl Apps (2)	12/17	@ CAL	Meloche	Mike Bullard (2)*	12/5	VS. STL	Liut
Bob Kelly (2)	12/17	@ CAL	Meloche	Mike Bullard (3)	12/26	VS. NYI	Hrudey
Stan Gilbertson	1/18	VS. NYR	Wilson (2), Soetaert	<b>1985-86 (5)</b>			
Pierre Larouche (2)	2/8	@ VAN	Smith (2), Lockett	Mike Bullard (4)	12/31	@ STL	Wamsley
Jean Pronovost (3)	2/19	VS. TOR	Favell	Mario Lemieux *	12/31	@ STL	Wamsley
Pierre Larouche (3)	2/21	VS. CHI	Villemure	Mike Bullard (5)	1/22	@ EDM	Moog
L. MacDonald (4)	2/21	VS. CHI	Villemure	Doug Shedden (2)	2/15	VS. VAN	Brodeur
Rick Kehoe (2)	3/10	VS. BUF	Smith	Mike Bullard (6)	2/21	@ DET	Stefan, LaForest (2)
<b>1976-77 (2)</b>				<b>1986-87 (12)</b>			
Rick Kehoe (3)	10/6	VS. VAN	Maniago (2), Ridley	R. Cunneynworth	10/9	VS. WSH	Jensen
Pierre Larouche (4)	2/19	@ TOR	Palmateer, Thomas (2)	Mario Lemieux (2)	10/17	@ BUF	Barrasso
<b>1977-78 (3)</b>				Terry Ruskowski	10/18	VS. NJD	Friesen
Blair Chapman	11/16	@ MIN	LoPresti	Kevin LaVallee	10/29	VS. NJD	Chevrier
				John Chabot	12/6	VS. MIN	Beaupre



## HAT TRICKS CONTINUED

PLAYER	DATE	OPP.	GOALIE(S)	PLAYER	DATE	OPP.	GOALIE(S)
Mario Lemieux [3]*	12/12	VS. TOR	Wregget [3], Bester	<b>1990-91 (5)</b>			
Craig Simpson	12/22	@ MTL	Roy	Kevin Stevens [2]	10/25	VS. QUE	Tanner, Tugnutt [2]
Mario Lemieux [4]	1/23	@ VAN	Caprice	Phil Bourque	12/3	@ NYR	Vanbiesbrouck, Richter [2]
Mario Lemieux [5]	2/5	@ BOS	Ranford	John Cullen [2]	1/17	@ TOR	Ing
R. Cunneyworth [2]*	3/3	@ QUE	Gosselin [3], Malarchuk	Jaromir Jagr	2/2	VS. BOS	Foster
Mario Lemieux [6]	3/8	@ WPG	Reddick	Mario Lemieux [26]	3/26	@ PHI	Peeters
Mario Lemieux [7]	3/12	VS. QUE	Gosselin, ENG [2]	<b>1991-92 (11)</b>			
<b>1987-88 (9)</b>				Mario Lemieux [27]	10/15	@ NYI	Healy
Dan Quinn	10/15	VS. NYR	Froese	Bob Errey	10/17	VS. NYI	Healy [2], ENG
Mario Lemieux [8]	10/15	VS. NYR	Froese	Kevin Stevens [3]	11/13	VS. EDM	Ranford
Mario Lemieux [9]	10/24	VS. BUF	Cloutier	Mark Recchi	11/18	@ QUE	Tugnutt
Mario Lemieux [10]	1/5	VS. LAK	Healy	Kevin Stevens [4]	11/18	@ QUE	Tugnutt
Mario Lemieux [11]	1/10	@ DET	Hanlon	Kevin Stevens [5]	11/29	@ PHI	Roussel [2], Wregget
Paul Coffey	1/20	@ CHI	Mason [2], Pang	Kevin Stevens [6]	12/5	@ SJS	Irbe, Hayward [2]
Dan Quinn [2]	2/28	@ CHI	Pang	Joe Mullen*	12/23	@ NYI	Healy
Dan Quinn [3]	3/7	@ CGY	Vernon	Joe Mullen [2]*	12/26	VS. TOR	Fuhr
Mario Lemieux [12]	4/2	@ WSH	Malarchuk	Joe Mullen [3]	2/18	VS. TOR	Wamsley
<b>1988-89 (13)</b>				Rick Tocchet	3/6	@ SJS	Myllys
Mario Lemieux [13]	10/11	VS. WSH	Malarchuk [2], Peeters	<b>1992-93 (10)</b>			
Rob Brown	10/15	VS. STL	Riendeau	Kevin Stevens [7]*	10/17	@ HFD	Burke [3], Pietrangelo
Mario Lemieux [14]	10/18	VS. PHI	Hextall	Mario Lemieux [28]	10/22	VS. DET	Cheveldae
Rob Brown [2]	11/25	@ WSH	Malarchuk	Kevin Stevens [8]	12/12	VS. NJD	Terreri
Mario Lemieux [15]	12/21	@ TOR	Wregget	Kevin Stevens [9]	1/26	VS. WSH	Beaupre
Mario Lemieux [16]#	12/31	VS. NJD	Sauve [3], Terreri, ENG	Mario Lemieux [29]*	3/18	VS. WSH	Beaupre [3], Hrivnak
Mario Lemieux [17]	1/10	VS. NYI	Hrudey	Mario Lemieux [30]*	3/20	VS. PHI	Soderstrom [3], Roussel
Rob Brown [3]	1/28	VS. DET	Stefan [2], Hanlon	Rick Tocchet [2]	4/1	VS. HFD	Gosselin, Pietrangelo [2]
Rob Brown [4]	2/5	@ BOS	Moog	Rick Tocchet [3]	4/7	VS. MTL	Roy
Mario Lemieux [18]	2/14	VS. BUF	Cloutier	Joe Mullen [4]	4/9	@ NYR	Hirsch, Richter [2]
Mario Lemieux [19]	3/12	@ CHI	Chevrier	Mario Lemieux [31]#	4/9	@ NYR	Hirsch [3], Richter [2]
Mario Lemieux [20]	3/25	VS. NJD	Sauve [2], Burke	<b>1993-94 (2)</b>			
Mario Lemieux [21]*	3/30	VS. HFD	Whitmore	Kevin Stevens [10]	1/11	VS. BOS	Blue
<b>1989-90 (10)</b>				Martin Straka	3/8	VS. BOS	Riendeau
Mario Lemieux [22]	10/17	VS. TOR	Bester, ENG [2]	<b>1994-95 (2)</b>			
Kevin Stevens	10/31	VS. LAK	Hrudey	Jaromir Jagr [2]	2/14	VS. BOS	Riendeau
Mario Lemieux [23]	12/2	@ QUE	Tugnutt	Luc Robitaille*	2/16	VS. HFD	Reese
Rob Brown [5]	12/12	VS. BOS	Moog [2], Lemelin	<b>1995-96 (9)</b>			
Mario Lemieux [24]*	1/8	@ NYR	Froese [2], Vanbiesbrouck [2]	Mario Lemieux [32]	10/26	@ NYI	Soderstrom
Tony Tanti	1/30	VS. PHI	Wregget	Mario Lemieux [33]	10/28	@ NJD	Brodeur
Mario Lemieux [25]	2/2	VS. EDM	Exelby [2], ENG	Ron Francis	11/10	@ SJS	Irbe [2], Flaherty
Rob Brown [6]	2/10	VS. LAK	Hrudey, Gosselin, ENG	Markus Naslund	11/28	VS. OTT	Bales
John Cullen	2/20	VS. PHI	Wregget [2], ENG				
Rob Brown [7]	3/4	VS. MIN	Myllys [2], ENG				

\* = FOUR GOAL GAME, # = FIVE GOAL GAME

## HAT TRICKS CONTINUED

PLAYER	DATE	OPP.	GOALIE(S)
Mario Lemieux [34]*	11/30	@ BOS	Bailey [2], Billington [2]
Mario Lemieux [35]	12/30	VS. FLA	Vanbiesbrouck
Mario Lemieux [36]	1/27	VS. PHI	Snow [2], Hextall
Petr Nedved*	3/5	VS. WPG	Khabibulin [2], Roussel [2]
Mario Lemieux [37]#	3/26	VS. STL	Fuhr, Casey [4]

**1996-97 (4)**

Jaromir Jagr [3]	11/2	VS. OTT	Tugnutt
Jaromir Jagr [4]	11/30	VS. BOS	Ranford
Mario Lemieux [38]	12/19	@ STL	Casey
Mario Lemieux [39]*	1/26	@ MTL	Thibault

**1997-98 (3)**

Ron Francis [2]	12/29	VS. NYI	Fichaud, Salo [2]
Stu Barnes	1/10	VS. NJD	Brodeur
Martin Straka [2]	4/18	VS. BOS	Dafoe [2], Tallas

**1998-99 (2)**

Stu Barnes [2]	11/25	@ WSH	Kolzig
Martin Straka [3]	11/28	@ MTL	Theodore [2], ENG

**1999-00 (3)**

Aleksey Morozov	10/7	@ NJD	Brodeur
Jaromir Jagr [5]	11/26	VS. OTT	Lalime
Jaromir Jagr [6]	12/30	VS. NYI	Luongo

**2000-01 (9)**

Jaromir Jagr [7]*	10/14	VS. NYR	McLean
Alexei Kovalev	11/8	VS. PHI	Boucher
Jaromir Jagr [8]	12/16	@ MTL	Hackett
Martin Straka [4]	1/8	@ WSH	Kolzig [2], ENG
Mario Lemieux [40]	1/24	VS. MTL	Theodore
Alexei Kovalev [2]	2/7	VS. PHI	Cechmanek [2], Boucher
Alexei Kovalev [3]	2/10	VS. NJD	Brodeur
Alexei Kovalev [4]	2/23	VS. NYR	Yeremeyev
Jaromir Jagr [9]	3/10	VS. CGY	Vernon [2], ENG

**2001-02 (5)**

Toby Petersen	10/16	VS. OTT	Lalime
Alexei Kovalev [5]	11/13	@ NJD	Brodeur [2], ENG
Alexei Kovalev [6]	11/14	VS. NYI	Snow
Alexei Kovalev [7]	1/5	VS. NYR	Richter
Aleksey Morozov [2]	1/17	@ CGY	Turek

**2002-03 (1)**

Alexei Kovalev [8]	1/25	VS. CHI	Thibault [2], Leighton
--------------------	------	---------	------------------------

**2003-04 (0)**

PLAYER	DATE	OPP.	GOALIE(S)
--------	------	------	-----------

**2005-06 (1)**

Mark Recchi [2]	3/4	VS. CAR	Ward
-----------------	-----	---------	------

**2006-07 (6)**

Sidney Crosby	10/28	@ PHI	Niittymaki [2], Esche
Nils Ekman	11/8	VS. TBL	Holmqvist
Ryan Malone	12/15	VS. NYI	Dunham [2], DiPietro
Mark Recchi [3]	1/20	VS. TOR	Raycroft
Jordan Staal	2/10	@ TOR	Raycroft
Ryan Malone [2]	2/19	@ NYI	DiPietro

**2007-08 (2)**

Evgeni Malkin	1/3	VS. TOR	Clemmensen
Evgeni Malkin [2]	1/14	VS. NYR	Lundqvist

**2008-09 (5)**

Jordan Staal [2]	11/11	@ DET	Osgood
Evgeni Malkin [3]	11/26	@ NYI	MacDonald
Sidney Crosby [2]	11/29	VS. NJD	Clemmensen
Petr Sykora	12/11	VS. NYI	Danis [2], MacDonald
Pascal Dupuis	12/11	VS. NYI	Danis [2], MacDonald

**2009-10 (6)**

Sidney Crosby [3]	10/28	VS. MTL	Halak
Sidney Crosby [4]	11/28	VS. NYR	Valiquette
Mike Rupp	11/30	@ NYR	Lundqvist
Evgeni Malkin [4]	12/23	VS. OTT	LeClaire
Evgeni Malkin [5]	1/19	VS. NYI	Roloson
Sidney Crosby [5]	2/1	VS. BUF	Miller

**2010-11 (4)**

Evgeni Malkin [6]	11/13	@ ATL	Pavelec
Sidney Crosby [6]	11/27	VS. CGY	Kiprusoff
Sidney Crosby [7]	12/2	VS. ATL	Pavelec
Chris Kunitz	1/5	VS. TBL	Ellis [2], Roloson

**2011-12 (4)**

Evgeni Malkin [7]	12/17	VS. BUF	Miller, Enroth [2]
Evgeni Malkin [8]	1/15	@ TBL	Garon [2], ENG
Evgeni Malkin [9]	2/25	VS. TBL	Roloson
James Neal	3/20	VS. WPG	Pavelec [2], Mason

**2012-13 (3)**

Chris Kunitz [2]*	2/3	@ WSH	Holtby
Chris Kunitz [3]	3/10	VS. NYI	Nabokov
James Neal [2]	4/27	VS. CAR	Peters

**2013-14 (3)**

Jussi Jokinen	10/8	VS. CAR	Ward
Sidney Crosby [8]	10/12	@ TBL	Lindback
James Neal [3]	12/29	@ CBJ	McElhinney

## HAT TRICKS CONTINUED

PLAYER	DATE	OPP.	GOALIE(S)
<b>2014-15 (1)</b>			
Blake Comeau	11/26	VS. TOR	Bernier
<b>2015-16 (3)</b>			
Evgeni Malkin (10)	1/23	VS. VAN	Miller
Sidney Crosby (9)	2/2	VS. OTT	Anderson
Patric Hornqvist	2/29	VS. ARI	Domingue
<b>2016-17 (4)</b>			
Bryan Rust	12/5	VS. OTT	Anderson (2), ENG
Evgeni Malkin (11)	1/16	VS. WSH	Holtby (2), Grubauer
Nick Bonino	3/8	@ WPG	Hellebuyck (2), Hutchinson
Sidney Crosby (10)	3/19	VS. FLA	Reimer
<b>2017-18 (1)</b>			
Evgeni Malkin (12)	1/30	VS. SJS	Jones
<b>2018-19 (6)</b>			
Phil Kessel	10/11	VS. VGK	Subban
Jake Guentzel	11/24	VS. CBJ	Korpisalo
Sidney Crosby (11)	11/28	@ COL	Grubauer
Patric Hornqvist (2)	12/4	VS. COL	Varlamov
Bryan Rust (2)	12/12	@ CHI	Crawford
Jake Guentzel (2)	1/11	@ ANA	Gibson (2), ENG
<b>2019-20 (1)</b>			
Bryan Rust (3)	3/3	VS. OTT	Anderson
<b>2020-21 (3)</b>			
Bryan Rust (3)	3/27	VS. NYI	Sorokin, Varlamov, ENG
Jake Guentzel (3)	4/11	@ NJD	Blackwood (2), ENG
Jeff Carter (1)*	5/6	VS. BUF	Houser
<b>2021-22 (7)</b>			
Kasperii Kapanen (1)	11/6	VS. MIN	Talbot
Jake Guentzel (4)	12/4	@ VAN	Demko
Evan Rodrigues (1)	1/2	VS. SJS	Reimer (2), Sawchenko
Bryan Rust (4)	1/2	VS. SJS	Sawchenko (2), ENG
Sidney Crosby (12)	1/21	@ CBJ	Korpisalo (2), ENG
Evgeni Malkin (13)	3/27	VS. DET	Nedeljkovic (2), Pickard
Jake Guentzel (5)	4/21	VS. BOS	Swayman (2), ENG

**TOTAL: 228 | HOME: 148 | ROAD: 80**

**MOST ALL-TIME:** Mario Lemieux (40)

**MOST ONE YEAR (Ind):** Mario Lemieux (9), 1988-89

**MOST ONE YEAR (Team):** 13 in 1988-89

## HAT TRICKS CONTINUED

## HAT TRICKS AGAINST

PLAYER	DATE	OPP.	GOALIE(S)
<b>1967-68 (4)</b>			
Stan Mikita*	12/6	@ CHI	Binkley (3), Bassen
Bob Pulford	1/13	@ TOR	Binkley
Dick Duff	2/17	@ MTL	Binkley
Jean Beliveau	3/16	@ MTL	Binkley (2), ENG

<b>1968-69 (3)</b>			
Bobby Rousseau	11/7	@ MTL	Binkley
Bobby Hull	11/14	VS. CHI	Binkley
Phil Esposito	12/15	@ BOS	Daley

<b>1969-70 (5)</b>			
Gordie Howe	11/2	@ DET	Smith
Ab McDonald	11/19	VS. STL	Binkley
Dave Keon	1/17	@ TOR	Binkley
Dave Balon	2/1	@ NYR	Smith
Stan Mikita (2)	2/11	@ CHI	Smith

<b>1970-71 (5)</b>			
Walt McKechnie	10/15	@ MIN	Smith
Phil Esposito (2)	12/6	@ BOS	Binkley
Brian Spencer	1/9	@ TOR	Smith
Phil Esposito (3)	3/6	VS. BOS	Smith
Eddie Shack	3/31	VS. BUF	Newton

<b>1971-72 (3)</b>			
Brad Park	12/12	@ NYR	Rutherford
Norm Ullman	12/28	VS. TOR	Binkley (2), ENG
Brad Park (2)	2/12	VS. NYR	Rutherford

<b>1972-73 (5)</b>			
Gene Carr	12/17	@ NYR	Herron
Rejean Houle	1/17	@ MTL	Newton
Mike Walton	2/10	@ BOS	Newton
Dennis Hextall	3/7	@ MIN	Brown
Bobby Lalonde	3/17	@ VAN	Brown (2), Newton

<b>1973-74 (5)</b>			
Rick Martin	1/3	@ BUF	Rutherford
Ken Hodge	2/3	VS. BOS	Brown
Stan Mikita (3)	2/10	@ CHI	Inness
Claude Larose*	2/28	@ MTL	Inness
Bill Goldsworthy	3/23	@ MIN	Inness

<b>1974-75 (6)</b>			
Bobby Orr	10/23	VS. BOS	Inness
Dave Keon (2)	11/20	@ TOR	Inness
Guy Lafleur	12/7	@ MTL	Johnson
Guy Lafleur (2)*	1/26	@ MTL	Plasse
Greg Polis	3/2	@ NYR	Plasse
Stan Gilbertson	4/6	@ WSH	Johnson

PLAYER	DATE	OPP.	GOALIE(S)
<b>1975-76 (4)</b>			
Hartland Monahan	11/12	@ WSH	Inness
Yvon Cournoyer	11/13	VS. MTL	Inness
Dennis Maruk*	11/18	VS. CAL	Inness
Ted Irvine	2/29	VS. STL	Inness (2), ENG

<b>1976-77 (4)</b>			
Rick Blight*	10/6	VS. VAN	Laxton
Wilf Paiment	2/6	@ COL	Herron
Claude Larose (2)	2/8	@ STL	Herron
Don Saleski	3/13	@ PHI	Herron

<b>1977-78 (1)</b>			
Butch Goring	11/24	@ LAK	Herron

<b>1978-79 (2)</b>			
Dale McCourt	2/18	@ DET	Millen (2), Herron
Darcy Rota	4/1	VS. ATL	Herron (2), Millen

<b>1979-80 (8)</b>			
Pierre Larouche*	10/25	@ MTL	Holland
Darryl Sittler	1/16	VS. TOR	Millen
Jordy Douglas	1/17	@ HFD	Millen
Blair MacDonald	1/19	VS. EDM	Millen
Mike Foligno	1/31	@ DET	Millen
Danny Gare	2/7	@ BUF	Millen
Darryl Sittler (2)	3/5	VS. TOR	Holland
Wayne Gretzky	3/21	@ EDM	Millen

<b>1980-81 (8)</b>			
Dennis Maruk (2)	11/12	VS. WSH	Holland
Rick Dudley	12/7	@ BUF	Millen, Holland (2)
Bobby Clarke	12/13	VS. PHI	Millen
Stan Smyl	12/19	@ VAN	Holland (2), Millen
Reed Larson	1/3	VS. DET	Millen
Mike Bossy*	1/13	@ NYI	Millen (3), ENG
Lanny McDonald	2/6	@ COL	Ricci (2), ENG
Mark Messier	3/16	@ EDM	Millen

<b>1981-82 (6)</b>			
Mel Bridgeman	10/29	@ PHI	Dion
Keith Acton	11/21	@ MTL	Dion (2), Harrison
Ron Duguay	12/27	@ NYR	Harrison
Blaine Stoughton	1/3	@ HFD	Harrison
Wayne Gretzky (2)	3/17	@ EDM	Dion
Bernie Nicholls	3/20	@ LAK	Dion

<b>1982-83 (10)</b>			
Butch Goring (2)	10/14	@ NYI	Herron
Marian Stastny	10/21	@ QUE	Herron
Peter Stastny	12/11	VS. QUE	Herron

## HAT TRICKS CONTINUED

## HAT TRICKS AGAINST

PLAYER	DATE	OPP.	GOALIE(S)	PLAYER	DATE	OPP.	GOALIE(S)
Glenn Anderson	1/7	@ EDM	Herron	Tony Granato*	10/30	@ NYR	Guenette, Pietrangelo [3]
Dale Hawerchuk	2/4	@ WPG	Dion	Walt Poddubny	11/3	VS. QUE	Guenette
Lanny McDonald [2]	2/5	@ CGY	Herron	Jari Kurri	11/8	VS. EDM	Guenette
Kent Nilsson	2/5	@ CGY	Herron	Tony Tanti [2]	1/7	VS. VAN	Barrasso
Charlie Simmer	2/12	VS. LAK	Ricci	Tony Granato [2]	1/14	VS. NYR	Barrasso
Reed Larson [2]	2/15	VS. DET	Ricci	Peter Stastny [2]*	2/11	@ QUE	Young [2], Pietrangelo [2]
Ken Linseman	2/19	VS. EDM	Herron [2], Ricci	Jody Hull	2/26	@ HFD	Barrasso, Young [2]
<b>1983-84 [11]</b>				Ken Linseman [2]	3/14	VS. BOS	Barrasso
Bryan Trottier	11/11	VS. NYI	Dion	Mats Naslund	3/18	VS. MTL	Barrasso, Young [2]
Barry Pederson	12/6	VS. BOS	Dion [2], Herron	<b>1989-90 [6]</b>			
Bob MacMillan	1/7	VS. NJD	Romano	Brett Hull	10/18	VS. STL	Young
Paul MacLean	1/18	VS. WPG	Dion	Wayne Gretzky [5]	10/31	VS. LAK	Young
Pierre Larouche [2]	1/25	VS. NYR	Romano [2], Dion	Pat LaFontaine	2/6	VS. NYI	Barrasso
Doug Risebrough	2/16	@ CGY	Dion	Derek King	2/6	VS. NYI	Barrasso
Lanny McDonald [3]	2/16	@ CGY	Dion	Luc Robitaille	3/10	@ LAK	Chevrier
Wayne Gretzky [3]	2/22	VS. EDM	Romano	Mike Modano	3/17	VS. MIN	Chevrier
Michel Goulet	3/8	VS. QUE	Ricci	<b>1990-91 [2]</b>			
Dave Poulin	3/22	@ PHI	Herron	Jeremy Roenick	10/11	@ CHI	Barrasso
Ilkka Sinisalo	3/22	@ PHI	Herron	Patrick Flatley	12/23	VS. NYI	Pietrangelo
<b>1984-85 [7]</b>				<b>1991-92 [4]</b>			
Uli Hiemer	10/31	@ NJD	Herron	Derek King [2]	10/15	@ NYI	Barrasso
Jorgen Pettersson	11/8	VS. STL	Dion	Vladimir Ruzicka	11/5	VS. BOS	Barrasso
Denis Savard	11/29	VS. CHI	Herron	Vladimir Ruzicka [2]*	2/9	@ BOS	Barrasso
Michel Goulet [2]	12/29	@ QUE	Herron	Darren Turcotte	4/16	@ NYR	Young, Wregget [2]
Dale Hawerchuk [2]	1/21	@ WPG	Romano	<b>1992-93 [7]</b>			
Wayne Gretzky [4]	1/26	@ EDM	Herron	Michel Goulet [3]	11/8	@ CHI	Barrasso
Peter Sundstrom	2/22	VS. NYR	Ford	Jimmy Carson	11/13	@ DET	Barrasso
<b>1985-86 [5]</b>				Adam Graves	11/25	VS. NYR	Barrasso, Wregget [2]
Danny Gare [2]	10/30	@ DET	Romano	Ulf Dahlen	1/7	VS. MIN	Barrasso
Tony Tanti	11/13	@ VAN	Romano	Steve Heinze	1/14	@ BOS	Wregget
Dave Poulin [2]	11/24	@ PHI	Herron	Pierre Turgeon	2/20	@ NYI	Barrasso
Troy Murray	1/1	@ CHI	Meloche	Geoff Sanderson	2/21	@ HFD	Barrasso
Al Secord	1/1	@ CHI	Meloche	<b>1993-94 [2]</b>			
<b>1986-87 [3]</b>				Mike Gartner	1/31	@ NYR	Wregget
Kirk Muller	10/29	VS. NJD	Romano	Randy Burridge	3/15	VS. WSH	Barrasso
Sylvain Turgeon	3/28	@ HFD	Riggin	<b>1994-95 [1]</b>			
Perry Anderson	3/31	@ NJD	Meloche	Igor Chibirev	4/5	VS. HFD	Young
<b>1987-88 [3]</b>				<b>1995-96 [8]</b>			
Dave Hannan	1/25	VS. EDM	Pietrangelo	Pat Verbeek	11/21	@ NYR	Barrasso
John MacLean	1/28	@ NJD	Meloche	Geoff Sanderson [2]	12/28	VS. HFD	Wregget
Rick Vaive	2/28	@ CHI	Pietrangelo	Ray Sheppard	1/13	VS. SJS	Barrasso
<b>1988-89 [11]</b>				Claude Lemieux	1/16	VS. COL	Wregget
Mike Ridley*	10/11	VS. WSH	Young	Brendan Shanahan	2/23	VS. HFD	Wregget
Dave Andreychuk	10/12	@ BUF	Young				

\* = FOUR GOAL GAME, # = FIVE GOAL GAME

## HAT TRICKS CONTINUED

## HAT TRICKS AGAINST

PLAYER	DATE	OPP.	GOALIE(S)
Gary Roberts	2/29	@ CGY	Barrasso
Rick Tocchet	3/14	@ BOS	Wregget
John LeClair	3/31	@ PHI	Barrasso
<b>1996-97 (5)</b>			
Alexei Kovalev	10/16	@ NYR	Barrasso, Wregget (2)
Dino Ciccarelli	11/8	@ TBL	Wregget
Dale Hawerchuk (3)	11/21	@ PHI	Wregget
B. Shanahan (2)	2/8	VS. DET	Lalime
Joe Sakic	3/14	@ COL	Wregget
<b>1997-98 (3)</b>			
Dave Gagner	10/4	VS. FLA	Wregget
Joe Nieuwendyk	11/5	VS. DAL	Wregget (2), Skudra
Valeri Kamensky	1/3	VS. COL	Skudra
<b>1998-99 (2)</b>			
Sami Salo	3/30	VS. OTT	Skudra (2), ENG
Zigmund Palffy	4/17	VS. NYI	Barrasso, Skudra (2)
<b>1999-00 (0)</b>			
<b>2000-01 (3)</b>			
John Madden*	10/28	VS. NJD	Aubin, Snow (3)
Randy McKay*	10/28	VS. NJD	Aubin (2), Snow (2)
Andrei Kovalenko	1/9	@ BOS	Snow
<b>2001-02 (1)</b>			
Glen Murray	4/13	@ BOS	Aubin
<b>2002-03 (4)</b>			
Sergei Fedorov	10/25	@ DET	Aubin
Vincent Lecavalier	11/8	@ TBL	Hedberg (2), ENG
Saku Koivu	11/18	@ MTL	Hedberg
Dave Scatchard	1/7	@ NYI	Aubin
<b>2003-04 (6)</b>			
Vincent Lecavalier (2)	11/8	@ TBL	Caron
Radim Vrbata	11/29	@ CAR	Caron
Shean Donovan	12/7	@ CGY	Caron
Markus Naslund*	12/9	@ VAN	Fleury
Glen Murray (2)	2/1	@ BOS	Caron (2), EN
Martin Havlat	2/22	VS. OTT	Aubin (2), EN
<b>2005-06 (6)</b>			
Jaromir Jagr	11/12	VS. NYR	Thibault
Olli Jokinen	11/25	@ FLA	Caron, Thibault (2)
Ilya Kovalchuk	1/6	@ ATL	Thibault, Fleury, ENG
Shawn Horcoff	1/10	VS. EDM	Fleury
Miroslav Satan	2/4	VS. NYI	Fleury

PLAYER	DATE	OPP.	GOALIE(S)
Patrik Elias	4/5	@ NJD	Fleury
<b>2006-07 (1)</b>			
Olli Jokinen (2)	1/10	@ FLA	Thibault
<b>2007-08 (2)</b>			
Joffrey Lupul	12/11	@ PHI	Sabourin (2), Conklin
R.J. Umberger	12/11	@ PHI	Sabourin (2), Conklin
<b>2008-09 (2)</b>			
Jason Spezza	12/6	@ OTT	Sabourin
Jonathan Toews	2/27	@ CHI	Fleury
<b>2009-10 (2)</b>			
Radek Dvorak	1/3	@ FLA	Fleury
Alex Ovechkin	2/7	@ WSH	Fleury
<b>2010-11 (0)</b>			
<b>2011-12 (0)</b>			
<b>2012-13 (2)</b>			
Jakub Voracek	2/20	VS. PHI	Vokoun
Tomas Kopecky	2/26	@ FLA	Fleury
<b>2013-14 (0)</b>			
<b>2014-15 (4)</b>			
Corey Perry	10/9	VS. ANA	Fleury
Tyler Johnson	12/23	@ TBL	Fleury (2), Zatkoff
Kyle Okposo*	1/16	@ NYI	Fleury
Nick Foligno	4/4	@ CBJ	Fleury (2), EN
<b>2015-16 (3)</b>			
Frank Vatrano	12/18	VS. BOS	Zatkoff
V. Namestnikov	1/15	@ TBL	Fleury
Jannik Hansen	1/23	VS. VAN	Fleury
<b>2016-17 (2)</b>			
Scott Hartnell	12/22	@ CBJ	Murray (2), Fleury
Patrick Kane	3/1	@ CHI	Fleury (2), ENG
<b>2017-18 (5)</b>			
Brandon Saad	10/5	@ CHI	Niemi (2), Murray
Blake Wheeler	10/29	@ WPG	Murray (2), DeSmith
Bock Boeser	11/4	@ VAN	Murray
Evgenii Dadonov	2/24	@ FLA	Jarry, Murray (2)
David Krejci	3/1	@ BOS	DeSmith, Jarry (2)
<b>2018-19 (4)</b>			
Brian Boyle	11/5	VS. NJD	Murray
Brayden Point	11/15	VS. TBL	Murray
Tomas Hertl	1/15	@ SJS	Murray (2), ENG
Jonathan Marchessault	1/19	@ VGK	DeSmith (2), ENG

## HAT TRICKS CONTINUED

PLAYER	DATE	OPP.	GOALIE(S)
<b>2019-20 (1)</b>			
Gustav Nyquist	11/29	@ CBJ	Jarry, ENG
<b>2020-21 (2)</b>			
Travis Konecny	1/15	@ PHI	DeSmith (2), Jarry
Brad Marchand	4/3	@ BOS	DeSmith (2), ENG
<b>2021-22 (0)</b>			

**TOTAL: 209 | HOME: 75 | ROAD: 134**

**MOST BY ONE PLAYER:** Wayne Gretzky (5)

**MOST BY ONE TEAM:** NY Rangers (15)

# SPECIAL TEAMS

YEAR	POWER PLAY			PENALTY KILL		
	PPG/CHANCES	PCT.	NHL RANK	PPGA/CHANCES	PCT.	NHL RANK
1967-68	37/273	13.6	11th	31/193	83.9	6th
1968-69	50/303	16.5	7th	38/231	83.5	5th
1969-70	53/315	16.8	9th	66/282	76.6	12th
1970-71	56/318	17.6	9th	48/276	82.6	8th
1971-72	46/286	16.1	11th	55/346	77.6	10th
1972-73	52/301	17.3	9th	49/264	81.4	8th
1973-74	47/276	17.0	11th	47/245	80.8	8th
1974-75	64/323	19.8	9th	63/324	80.6	8th
1975-76	75/307	24.4	6th	68/292	76.7	11th
1976-77	46/263	17.5	14th	47/209	77.5	15th
1977-78	53/261	20.3	11th	61/251	75.7	13th
1978-79	56/261	21.5	12th	57/250	77.2	11th
1979-80	52/262	19.8	14th	64/247	74.1	18th
1980-81	92/400	23.0	11th	99/370	73.2	21st
1981-82	99/404	24.5	7th	92/399	76.9	11th
1982-83	81/360	22.5	9th	110/396	72.2	21st
1983-84	70/340	20.6	16th	86/357	75.9	15th
1984-85	62/363	17.1	21st	74/311	76.2	14th
1985-86	93/425	21.9	12th	78/341	77.1	15th
1986-87	74/378	19.6	14th	72/319	77.4	15th
1987-88	110/500	22.0	6th	120/507	76.3	20th
1988-89	119/491	24.2	3rd	111/482	77.0	16th
1989-90	86/403	21.3	10th	94/372	74.7	20th
1990-91	89/388	22.9	3rd	73/351	79.2	16th
1991-92	92/427	21.5	4th	77/379	79.7	15th
1992-93	105/440	23.9	2nd	72/429	83.2	4th
1993-94	76/404	18.8	13th	72/401	82.0	10th
1994-95	42/221	19.0	10th	46/229	79.9	23rd
1995-96	109/420	26.0	1st*	78/467	83.3	8th
1996-97	74/338	21.9	2nd	64/338	81.1	23rd



## SPECIAL TEAMS CONTINUED

YEAR	POWER PLAY			PENALTY KILL		
	PPG/CHANCES	PCT.	NHL RANK	PPGA/CHANCES	PCT.	NHL RANK
<b>1997-98</b>	67/407	16.5	11th	46/338	86.4	8th
<b>1998-99</b>	65/363	17.9	7th	56/302	81.5	23rd
<b>1999-00</b>	54/346	15.6	20th	56/321	82.6	19th
<b>2000-01</b>	76/375	20.3	5th	78/405	80.7	T26th
<b>2001-02</b>	47/335	14.0	T24th	57/352	83.8	T18th
<b>2002-03</b>	66/360	18.3	7th	58/352	83.5	T13th
<b>2003-04</b>	65/360	18.1	T7th	84/369	77.2	30th
<b>2005-06</b>	94/495	19.0	6th	113/533	78.8	29th
<b>2006-07</b>	94/463	20.3	5th	75/419	82.1	17th
<b>2007-08</b>	77/378	20.4	4th	68/357	81.0	23rd
<b>2008-09</b>	62/360	17.2	20th	60/347	82.7	8th
<b>2009-10</b>	56/326	17.2	19th	52/327	84.1	9th
<b>2010-11</b>	49/311	15.8	25th	45/324	86.1	1st*
<b>2011-12</b>	57/289	19.7	T5th	33/270	87.8*	3rd
<b>2012-13</b>	42/170	24.7	2nd	34/167	79.6	25th
<b>2013-14</b>	65/278	23.4	T-1st	38/254	85.0	5th
<b>2014-15</b>	49/254	19.3	T-8th	42/277	84.8	3rd
<b>2015-16</b>	48/261	18.4	16th	40/257	84.4	5th
<b>2016-17</b>	60/260	23.1	T-3rd	52/257	79.8	T-19th
<b>2017-18</b>	68/260	26.2*	1st*	53/265	80.0	17th
<b>2018-19</b>	56/228	24.6	5th	45/222	79.7	T-19th
<b>2019-20</b>	42/211	19.9	16th	34/190	82.1	T-8th
<b>2020-21</b>	36/152	23.7	4th	35/155	77.4	27th
<b>2021-22</b>	50/248	20.2	19th	33/212	84.4	3rd
<b>TOTALS</b>	3,605/17,941	20.1		3,399/17,130	80.2	

# PENALTY SHOTS

## PENALTY SHOTS FOR

PLAYER	OPP	DATE	GOALTENDER	RESULT	PLAYER	OPP	DATE	GOALTENDER	RESULT
<b>GEORGE KONIK</b>	@ STL	1/31/68	Hall	GOAL	<b>BRIAN HOLZINGER</b>	VS. TBL	1/27/04	Grahame	No Goal
<b>CHARLIE BURNS</b>	VS. NYR	2/5/69	Giacomin	No Goal	<b>ZIGGY PALFFY</b>	@ NYR	11/7/05	Weekes	No Goal
<b>KEITH MCCREARY</b>	VS. NYR	3/18/70	Giacomin	No Goal	<b>MATT MURLEY</b>	@ TBL	11/27/05	Grahame	No Goal
<b>JEAN PRONOVOST</b>	@ DET	1/14/71	Edwards	GOAL	<b>RYAN MALONE</b>	VS. WSH	1/25/06	Kolzig	GOAL
<b>GREG POLIS</b>	VS. STL	2/24/71	Wakely	No Goal	<b>JORDAN STAAL</b>	VS. CBJ	10/21/06	Norrena	GOAL
<b>SYL APPS</b>	@ TOR	2/9/72	Parent	GOAL	<b>JORDAN STAAL</b>	VS. NYR	11/25/06	Lundqvist	No Goal
<b>LOWELL MACDONALD</b>	@ BUF	11/12/72	Crozier	No Goal	<b>NILS EKMAN</b>	@ NYR	12/7/06	Lundqvist	GOAL
<b>RON SCHOCK</b>	VS. DET	1/10/73	Edwards	No Goal	<b>JARKKO RUUTU</b>	VS. TOR	1/20/07	Raycroft	GOAL
<b>RON SCHOCK</b>	VS. NYR	3/10/73	Giacomin	No Goal	<b>EVGENI MALKIN</b>	@ NYI	3/22/07	DiPietro	No Goal
<b>CHUCK ARNASON</b>	VS. CAL	2/16/74	Meloche	No Goal	<b>JORDAN STAAL</b>	VS. NYR	10/23/07	Lundqvist	No Goal
<b>RON SCHOCK</b>	@ WSH	11/30/76	Wolfe	No Goal	<b>SIDNEY CROSBY</b>	@ VAN	12/8/07	Luongo	No Goal
<b>BLAIR CHAPMAN</b>	@ WSH	12/4/77	Bedard	No Goal	<b>PETR SYKORA</b>	@ TBL	3/4/08	Smith	No Goal
<b>PETE MAHOVLICH</b>	@ WSH	1/21/78	Bedard	No Goal	<b>SIDNEY CROSBY</b>	VS. NYR	1/18/09	Lundqvist	No Goal
<b>BLAIR CHAPMAN</b>	VS. COL	3/22/78	McKenzie	No Goal	<b>EVGENI MALKIN</b>	VS. ATL	3/17/09	Hedberg	No Goal
<b>ROSS LONSBERRY</b>	@ NYI	12/5/78	Resch	No Goal	<b>EVGENI MALKIN</b>	@ CAR	4/4/09	Ward	No Goal
<b>ROSS LONSBERRY</b>	VS. MIN	2/9/80	Meloche	No Goal	<b>MAXIME TALBOT</b>	@ ATL	11/21/09	Hedberg	No Goal
<b>GREG SHEPPARD</b>	VS. STL	1/14/81	Staniowski	No Goal	<b>EVGENI MALKIN</b>	VS. TOR	10/13/10	Gustavsson	No Goal
<b>DAVE HANNAN</b>	@ WSH	10/14/83	Riggin	GOAL	<b>SIDNEY CROSBY</b>	VS. CGY	11/27/10	Kiprusoff	No Goal
<b>ANDY BRICKLEY</b>	VS. CHI	11/29/84	Bannerman	No Goal	<b>EVGENI MALKIN</b>	@ WSH	12/23/10	Neuvirth	No Goal
<b>MARIO LEMIEUX</b>	@ QUE	12/29/84	Gosselin	GOAL	<b>KRIS LETANG</b>	@ NYI	12/29/10	DiPietro	No Goal
<b>WARREN YOUNG</b>	@ TOR	1/2/85	Bernhardt	GOAL	<b>CHRIS CONNER</b>	VS. DET	1/18/11	MacDonald	GOAL
<b>MARIO LEMIEUX</b>	@ NYI	1/19/88	Hrudey	GOAL	<b>MATT COOKE</b>	VS. DAL	11/11/11	Lehtonen	GOAL
<b>MARIO LEMIEUX</b>	VS. NJD	12/31/88	Terreri	GOAL	<b>CHRIS KUNITZ</b>	@ NJD	3/17/12	Brodeur	No Goal
<b>MARIO LEMIEUX</b>	@ LAK	3/7/89	Hrudey	GOAL	<b>CHRIS KUNITZ</b>	VS. BUF	10/5/13	Enroth	GOAL
<b>JOCK CALLANDER</b>	VS. MTL	3/18/89	Roy	GOAL	<b>BRANDON SUTTER</b>	VS. VAN	10/19/13	Luongo	No Goal
<b>MARIO LEMIEUX</b>	@ WSH	11/24/89	Mason	GOAL	<b>OLLI MAATTA</b>	VS. MIN	12/19/13	Backstrom	GOAL
<b>BOB ERREY</b>	VS. NJD	1/5/91	Terreri	GOAL	<b>SIDNEY CROSBY</b>	VS. WPG	1/5/14	Montoya	No Goal
<b>BOB ERREY</b>	VS. MIN	10/31/91	Wakaluk	GOAL	<b>BRIAN GIBBONS</b>	VS. CAR	4/1/14	Khudobin	No Goal
<b>MARIO LEMIEUX</b>	VS. EDM	3/17/92	Ranford	No Goal	<b>SCOTT WILSON</b>	@ ANA	11/2/16	Gibson	No Goal
<b>JAROMIR JAGR</b>	VS. WSH	1/26/93	Beaupre	No Goal	<b>BRYAN RUST</b>	VS. OTT	12/5/16	Anderson	GOAL
<b>MARTIN STRAKA</b>	@ QUE	3/16/95	Thibault	No Goal	<b>CARL HAGELIN</b>	@ TOR	12/17/16	Andersen	No Goal
<b>MARIO LEMIEUX</b>	VS. BUF	3/23/96	Hasek	No Goal	<b>PHIL KESSEL</b>	VS. NJD	3/17/17	Kinkaid	No Goal
<b>JAROMIR JAGR</b>	@ FLA	11/9/96	Fitzpatrick	No Goal	<b>TOM KUHNHACKL</b>	@ BUF	12/1/17	Lehner	GOAL
<b>MARIO LEMIEUX</b>	@ FLA	4/11/97	Vanbiesbrouck	GOAL	<b>EVGENI MALKIN</b>	@ NYR	3/14/18	Georgiev	No Goal
<b>STU BARNES</b>	@ PHI	3/8/98	Hextall	No Goal	<b>DERICK BRASSARD</b>	VS. MTL	3/21/18	Price	No Goal
<b>MARTIN STRAKA</b>	VS. STL	1/19/00	Turek	GOAL	<b>JARED MCCANN</b>	VS. WSH	3/7/20	Holtby	No Goal
<b>MARTIN STRAKA</b>	@ SJS	11/1/00	Nabokov	No Goal					
<b>MARTIN STRAKA</b>	@ BOS	1/9/01	Dafoe	No Goal					
<b>MARTIN STRAKA</b>	@ ATL	1/30/01	Rhodes	GOAL					
<b>WAYNE PRIMEAU</b>	@ TBL	11/10/01	Khabibulin	GOAL					
<b>ERIC MELOCHE</b>	VS. NYR	1/3/04	Markkanen	No Goal					

PITTSBURGH HAS SCORED ON 27 OF 77 ATTEMPTS (13 FOR 40 AT HOME, 14 FOR 37 ON THE ROAD)

## PENALTY SHOTS CONTINUED

## OPPONENT PENALTY SHOTS

PLAYER	OPP	DATE	GOALTENDER	RESULT	PLAYER	OPP	DATE	GOALTENDER	RESULT
<b>BILL COLLINS</b>	VS. MIN	12/23/67	Binkley	No Goal	<b>ALEXANDER SEMIN</b>	VS. WSH	2/18/07	Thibault	No Goal
<b>RALPH STEWART</b>	@ NYI	3/5/74	Brown	No Goal	<b>DREW STAFFORD</b>	@ BUF	12/29/09	Fleury	GOAL
<b>DAVE KEON</b>	@ TOR	11/20/74	Inness	GOAL	<b>VINCENT LECAVALIER</b>	@ TBL	1/2/10	Fleury	No Goal
<b>BILL GOLDSWORTHY</b>	@ NYR	11/14/76	Wilson	No Goal	<b>KYLE OKPOSO</b>	VS. NYI	1/19/10	Johnson	No Goal
<b>ALAIN DAIGLE</b>	VS. CHI	11/21/76	Wilson	No Goal	<b>ILYA KOVALCHUK</b>	@ NJD	3/12/10	Fleury	No Goal
<b>AL MACADAM</b>	VS. CLE	12/16/76	Herron	GOAL	<b>SEAN BERGENHEIM</b>	@ TBL	10/27/10	Fleury	No Goal
<b>OREST KINDRACHUK</b>	VS. PHI	10/15/77	Wilson	No Goal	<b>LOUI ERIKSSON</b>	@ DAL	11/3/10	Johnson	GOAL
<b>ILKKA SINISALO</b>	VS. PHI	10/11/81	Harrison	GOAL	<b>NICK FOLIGNO</b>	@ OTT	12/26/10	Fleury	No Goal
<b>BOB BOURNE</b>	@ NYI	2/17/83	Herron	No Goal	<b>STEVEN STAMKOS</b>	VS. TBL	1/5/11	Fleury	No Goal
<b>DINO CICCARELLI</b>	@ MIN	3/16/83	Herron	No Goal	<b>MICHAEL GRABNER</b>	@ NYI	2/11/11	Johnson	No Goal
<b>TONY CURRIE</b>	@ HFD	3/17/84	Herron	No Goal	<b>MIKE RICHARDS</b>	@ LAK	11/5/11	Fleury	No Goal
<b>MICHEL GOULET</b>	@ QUE	12/29/84	Herron	No Goal	<b>ILYA KOVALCHUK</b>	@ NJD	12/31/11	Fleury	GOAL
<b>DAVE WILLIAMS</b>	@ LAK	1/21/87	Romano	No Goal	<b>PATRIK BERGLUND</b>	@ STL	1/24/12	Fleury	GOAL
<b>ALAN KERR</b>	@ NYI	2/26/87	Riggin	No Goal	<b>PATRICK KALETA</b>	@ BUF	2/19/12	Fleury	No Goal
<b>DOUG GILMOUR</b>	VS. STL	3/1/87	Riggin	No Goal	<b>ADAM HENRIQUE</b>	VS. NJD	10/3/13	Fleury	No Goal
<b>MICHEL GOULET</b>	VS. QUE	3/12/87	Riggin	No Goal	<b>FRANS NIELSEN</b>	@ NYI	12/3/13	Fleury	No Goal
<b>MARK JOHNSON</b>	@ NJD	10/9/87	Riggin	No Goal	<b>NATE THOMPSON</b>	VS. ANA	10/9/14	Fleury	No Goal
<b>DAVE TIPPETT</b>	@ HFD	1/9/88	Meloche	No Goal	<b>BOONE JENNER</b>	@ CBJ	12/13/14	Greiss	GOAL
<b>DOUG SMAIL</b>	VS. WPG	10/10/89	Barrasso	No Goal	<b>BOBBY RYAN</b>	@ OTT	2/12/15	Greiss	No Goal
<b>DALE HUNTER</b>	VS. WSH	12/6/89	Young	No Goal	<b>DAVID JONES</b>	@ CGY	11/7/15	Fleury	No Goal
<b>TOMAS SANDSTROM</b>	VS. LAK	2/10/90	Young	GOAL	<b>BENOIT POULIOT</b>	VS. EDM	11/28/15	Zatkoff	No Goal
<b>SCOTT PEARSON</b>	VS. QUE	3/16/91	Barrasso	GOAL	<b>MARIAN GABORIK</b>	VS. LAK	12/5/15	Fleury	No Goal
<b>DARREN TURCOTTE</b>	@ NYR	12/29/91	Young	No Goal	<b>BRYAN LITTLE</b>	@ WPG	12/27/15	Zatkoff	GOAL
<b>JOE NIEUWENDYK</b>	@ CGY	1/23/93	Wregget	No Goal	<b>DAVID PASTRNAK</b>	@ BOS	2/24/16	Fleury	GOAL
<b>SCOTT NIEDERMAYER</b>	@ NJD	2/7/96	Wregget	No Goal	<b>JAKE VORACEK</b>	@ PHI	10/29/16	Fleury	GOAL
<b>ROBERT REICHEL</b>	@ CGY	10/24/96	Barrasso	GOAL	<b>BRAD MARCHAND</b>	VS. BOS	1/7/18	Murray	No Goal
<b>SAMI KAPANEN</b>	VS. CAR	1/7/99	Barrasso	No Goal	<b>BRENDAN GALLAGHER</b>	VS. MTL	3/21/18	DeSmith	No Goal
<b>DOUG GILMOUR</b>	VS. CHI	10/16/99	Skudra	No Goal	<b>CONNOR MCDAVID</b>	VS. EDM	2/13/19	Murray	No Goal
<b>TEEMU SELANNE</b>	@ ANA	10/27/99	Aubin	No Goal	<b>ANZE KOPITAR</b>	VS. LAK	12/14/19	Jarry	No Goal
<b>KEITH TKACHUK</b>	@ PHX	1/12/00	Aubin	GOAL	<b>VICTOR OLOFSSON</b>	VS. BUF	3/24/21	Jarry	GOAL
<b>TIM CONNOLLY</b>	@ NYI	3/21/00	Aubin	GOAL	<b>CHRIS KREIDER</b>	@ NYR	4/8/21	Jarry	No Goal
<b>MARTIN RUCINSKY</b>	@ MTL	2/28/01	Aubin	No Goal	<b>JESPER BRATT</b>	VS. NJD	1/20/22	Jarry	GOAL
<b>MARIAN HOSSA</b>	VS. OTT	10/16/01	Hedberg	No Goal					
<b>MIKE MODANO</b>	VS. DAL	10/24/01	Hedberg	No Goal					
<b>ESA PIRNES</b>	VS. LAK	10/10/03	Fleury	No Goal					
<b>MARIAN GABORIK</b>	VS. MIN	11/19/03	Caron	GOAL					
<b>ERIK COLE</b>	@ CAR	11/29/03	Caron	No Goal					
<b>DAN BOYLE</b>	VS. TBL	1/27/04	Fleury	No Goal					
<b>CHAD KILGER</b>	VS. TOR	3/19/06	Fleury	GOAL					
<b>SEAN BERGENHEIM</b>	@ NYI	3/31/06	Caron	No Goal					
<b>MIROSLAV SATAN</b>	VS. NYI	4/17/06	Fleury	No Goal					

OPPONENTS HAVE SCORED ON 20 OF 73 ATTEMPTS (8 OF 33 IN PITTSBURGH, 12 OF 40 ON THE ROAD)

## SHUTOUTS

PLAYER	DATE	OPP	SCORE	SAVES
<b>1967-68 (7)</b>				
Les Binkley	11/4	@ CAL	1-0	31
Hank Bassen	11/15	VS. PHI	5-0	27
Les Binkley [2]	12/23	VS. MIN	4-0	23
Les Binkley [3]	12/27	VS. CAL	0-0	24
Les Binkley [4]	1/28	@ BOS	1-0	33
Les Binkley [5]	2/1	VS. STL	2-0	22
Les Binkley [6]	3/30	@ PHI*	2-0	23

\* = Game played in Quebec City

<b>1968-69 (2)</b>				
Joe Daley	2/19	VS. BOS	3-0	41
Joe Daley [2]	3/23	VS. MIN	5-0	32

<b>1969-70 (5)</b>				
Les Binkley [7]	11/12	@ TOR	3-0	31
Les Binkley [8]	12/10	@ LAK	2-0	29
Al Smith	2/26	VS. LAK	1-0	30
Al Smith [2]	3/8	@ NYR	0-0	33
Les Binkley [9]	3/25	VS. MIN	2-0	25

<b>1970-71 (4)</b>				
Les Binkley [10]	10/17	VS. PHI	0-0	24
Al Smith [3]	12/8	VS. TOR	4-0	29
Les Binkley [11]	3/3	VS. MTL	4-0	33
Al Smith [4]	3/13	VS. MIN	0-0	20

<b>1971-72 (1)</b>				
Jim Rutherford	2/17	@ BUF	2-0	23

<b>1972-73 (5)</b>				
Denis Herron	10/17	@ NYI	5-0	24
Denis Herron [2]	10/24	@ VAN	4-0	23
Jim Rutherford [2]	1/20	VS. BOS	3-0	26
Jim Rutherford [3]	2/20	@ NYI	4-0	34
Jim Rutherford [4]	2/24	VS. CHI	2-0	32

<b>1973-74 (1)</b>				
Andy Brown	3/24	VS. DET	8-0	23

<b>1974-75 (2)</b>				
Gary Inness	11/17	@ WSH	6-0	26
Gary Inness [2]	11/23	VS. LAK	0-0	30

<b>1975-76 (2)</b>				
Michel Plasse	3/6	VS. MIN	5-0	18
Michel Plasse [2]	3/28	VS. DET	3-0	29

PLAYER	DATE	OPP	SCORE	SAVES
<b>1976-77 (6)</b>				
Dunc Wilson	11/13	VS. PHI	1-0	25
Dunc Wilson [2]	11/21	VS. CHI	5-0	25
Dunc Wilson [3]	1/19	@ VAN	3-0	21
Dunc Wilson [4]	1/27	@ NYR	3-0	30
Dunc Wilson [5]	2/3	@ CLE	0-0	22
Denis Herron [3]	3/9	VS. COL	3-0	32

<b>1977-78 (0)</b>				
--------------------	--	--	--	--

<b>1978-79 (2)</b>				
Greg Millen	12/13	VS. STL	3-0	33
Greg Millen [2]	1/16	VS. MIN	5-0	25

<b>1979-80 (3)</b>				
Greg Millen [3]	12/19	@ CHI	0-0	29
Rob Holland	3/2	VS. NYI	0-0	24
Greg Millen [4]	3/30	VS. WSH	4-0	28

<b>1980-81 (0)</b>				
<b>1981-82 (1)</b>				
Gary Edwards	3/21	@ COL	6-0	28

<b>1982-83 (1)</b>				
Denis Herron [4]	12/4	VS. PHI	0-0	34

<b>1983-84 (2)</b>				
Denis Herron [5]	10/14	@ WSH	4-0	29
Roberto Romano	2/1	VS. MIN	4-0	34

<b>1984-85 (2)</b>				
Roberto Romano [2]	12/28	VS. HFD	4-0	34
Denis Herron [6]	3/16	VS. NYR	5-0	26

<b>1985-86 (2)</b>				
Roberto Romano [3]	12/2	@ NYR	6-0	40
Roberto Romano [4]	2/8	VS. NJD	4-0	27

<b>1986-87 (1)</b>				
Meloche/Romano	1/23	@ VAN	6-0	30

(Romano replaced Meloche at 10:11)

<b>1987-88 (2)</b>				
Frank Pietrangelo	2/4	VS. MIN	1-0	31
Steve Guenette	3/19	VS. PHI	7-0	38

<b>1988-89 (0)</b>				
<b>1989-90 (1)</b>				
Wendell Young	11/14	VS. NYR	6-0	25

<b>1990-91 (1)</b>				
Tom Barrasso	12/28	VS. DET	5-0	27

## SHUTOUTS CONTINUED

## SHUTOUTS

PLAYER	DATE	OPP	SCORE	SAVES
<b>1991-92 (1)</b>				
Tom Barrasso (2)	12/5	@ SJS	8-0	39

<b>1992-93 (5)</b>				
Tom Barrasso (3)	11/3	VS. NYI	2-0	19
Tom Barrasso (4)	11/21	VS. NJD	2-0	29
Tom Barrasso (5)	12/23	@ PHI	4-0	20
Wregget/Barrasso	2/8	VS. BOS#	4-0	28
<i>(Barrasso replaced Wregget at 55:18)</i>				
Tom Barrasso (6)	2/10	@ NYR	3-0	30
# = Game Played in Atlanta				

<b>1993-94 (3)</b>				
Ken Wregget	1/27	VS. QUE	3-0	38
Tom Barrasso (7)	2/13	@ PHI	3-0	22
Tom Barrasso (8)	4/11	@ OTT	4-0	32

<b>1994-95 (0)</b>				
<b>1995-96 (5)</b>				
Ken Wregget (2)	11/1	VS. TBL	10-0	27
Ken Wregget (3)	11/18	VS. WSH	3-0	32
Ken Wregget (4)	12/9	VS. HFD	6-0	35
Tom Barrasso (9)	1/17	@ BUF	1-0	31
Tom Barrasso (10)	2/16	@ WPG	1-0	32

<b>1996-97 (5)</b>				
Ken Wregget (5)	11/12	VS. BUF	3-0	25
Patrick Lalime	12/13	@ SJS	4-0	20
Ken Wregget (6)	12/19	@ STL	4-0	25
Patrick Lalime (2)	12/28	VS. BUF	2-0	21
Patrick Lalime (3)	1/15	@ HFD	3-0	31

<b>1997-98 (7)</b>				
Tom Barrasso (11)	10/14	@ NYR	1-0	36
Tom Barrasso (12)	11/15	@ TOR	5-0	20
Tom Barrasso (13)	11/20	@ OTT	2-0	27
Tom Barrasso (14)	12/1	@ MTL	1-0	25
Tom Barrasso (15)	12/10	@ ANA	3-0	28
Tom Barrasso (16)	1/20	VS. OTT	0-0	35
Tom Barrasso (17)	3/22	@ DAL	0-0	28

<b>1998-99 (9)</b>				
Peter Skudra	10/26	@ TOR	2-0	27
J. S. Aubin	11/7	VS. BOS	0-0	18
Tom Barrasso (18)	11/14	VS. FLA	4-0	23
Tom Barrasso (19)	12/19	VS. WSH	3-0	24

PLAYER	DATE	OPP	SCORE	SAVES
Peter Skudra (2)	1/28	VS. TOR	6-0	21
Tom Barrasso (20)	2/5	VS. FLA	3-0	29
Peter Skudra (3)	3/13	VS. PHI	4-0	24
J. S. Aubin (2)	3/17	@ TBL	2-0	16
Tom Barrasso (21)	4/11	@ DET	3-0	20

<b>1999-00 (4)</b>				
Tom Barrasso (22)	11/26	VS. OTT	5-0	20
J. S. Aubin (3)	12/9	VS. WSH	3-0	24
Peter Skudra (4)	12/21	@ NYI	4-0	21
J. S. Aubin (4)	2/14	VS. VAN	3-0	37

<b>2000-01 (3)</b>				
Garth Snow	11/24	@ PHI	1-0	36
Garth Snow (2)	12/27	VS. TOR	5-0	40
Garth Snow (3)	1/21	@ CHI	4-0	24

<b>2001-02 (6)</b>				
Johan Hedberg	10/18	@ OTT	3-0	29
Johan Hedberg (2)	11/17	VS. NYR	1-0	26
Johan Hedberg (3)	11/27	VS. NJD	6-0	39
Johan Hedberg (4)	12/4	@ TOR	1-0	27
Johan Hedberg (5)	1/10	@ BUF	2-0	36
Johan Hedberg (6)	1/19	@ EDM	1-0	25

<b>2002-03 (4)</b>				
J. S. Aubin (5)	10/12	VS. NYR	6-0	30
Johan Hedberg (7)	12/21	VS. CGY	2-0	23
Sebastien Caron	1/15	@ CAR	2-0	26
Sebastien Caron (2)	1/21	@ BUF	0-0	34

<b>2003-04 (3)</b>				
Marc-Andre Fleury	10/30	@ CHI	1-0	20
Sebastien Caron (3)	12/29	VS. CHI	1-0	31
J. S. Aubin (6)	3/9	VS. DAL	4-0	45

<b>2005-06 (2)</b>				
Marc-Andre Fleury (2)	3/12	VS. PHI	2-0	22
Sebastien Caron (4)	3/31	@ NYI	4-0	29

<b>2006-07 (6)</b>				
Marc-Andre Fleury (3)	10/5	VS. PHI	4-0	40
Marc-Andre Fleury (4)	1/2	VS. CAR	3-0	31
Marc-Andre Fleury (5)	1/30	VS. FLA	3-0	32
Marc-Andre Fleury (6)	2/3	VS. WSH	2-0	30
Jocelyn Thibault	3/14	@ NJD	3-0	25
Marc-Andre Fleury (7)	3/25	VS. BOS	5-0	29

## SHUTOUTS CONTINUED

## SHUTOUTS

PLAYER	DATE	OPP	SCORE	SAVES
<b>2007-08 (8)</b>				
Marc-Andre Fleury (8)	10/23	VS. NYR	1-0	36
Dany Sabourin	11/5	@ NJD	5-0	20
Marc-Andre Fleury (9)	11/24	VS. ATL	5-0	28
Ty Conklin	12/29	VS. BUF	2-0	26
Ty Conklin (2)	1/5	VS. FLA	3-0	35
Dany Sabourin (2)	1/19	@ MTL	2-0	31
Marc-Andre Fleury (10)	3/4	@ TBL	2-0	35
Marc-Andre Fleury (11)	3/25	@ NJD	2-0	31

<b>2008-09 (4)</b>				
Marc-Andre Fleury (12)	12/26	@ NJD	1-0	37
Marc-Andre Fleury (13)	1/18	VS. NYR	3-0	33
Marc-Andre Fleury (14)	2/25	VS. NYI	1-0	21
Marc-Andre Fleury (15)	3/25	VS. CGY	2-0	31

<b>2009-10 (1)</b>				
Marc-Andre Fleury (16)	3/18	@ BOS	3-0	17

<b>2010-11 (5)</b>				
Brent Johnson	10/30	@ CAR	3-0	33
Marc-Andre Fleury (17)	11/24	@ BUF	1-0	30
Marc-Andre Fleury (18)	1/25	VS. NYI	1-0	29
Johnson/Fleury	2/2	VS. NYI	3-0	23
<i>(Fleury replaced Johnson at 59:19)</i>				
Marc-Andre Fleury (19)	3/25	VS. NJD	1-0	25

<b>2011-12 (3)</b>				
Marc-Andre Fleury (20)	10/25	@ NYI	3-0	33
Marc-Andre Fleury (21)	11/21	VS. NYI	5-0	29
Marc-Andre Fleury (22)	2/21	VS. NYR	2-0	27

<b>2012-13 (5)</b>				
Tomas Vokoun	1/31	@ NYR	3-0	28
Marc-Andre Fleury (23)	3/16	VS. NYR	3-0	23
Fleury/Vokoun	3/26	VS. MTL	1-0	37
<i>(Vokoun replaced Fleury at 40:00)</i>				
Tomas Vokoun (2)	3/28	VS. WPG	4-0	20
Tomas Vokoun (3)	3/30	VS. NYI	2-0	35

<b>2013-14 (6)</b>				
Marc-Andre Fleury (24)	10/3	VS. NJD	3-0	27
Jeff Zatkoff	11/2	@ CBJ	3-0	19
Marc-Andre Fleury (25)	11/20	@ WSH	4-0	18
Marc-Andre Fleury (26)	11/29	@ TBL	3-0	21
Marc-Andre Fleury (27)	1/27	VS. BUF	3-0	24
Marc-Andre Fleury (28)	3/11	VS. WSH	2-0	32

PLAYER	DATE	OPP	SCORE	SAVES
<b>2014-15 (10)</b>				
Marc-Andre Fleury (29)	10/25	@ NSH	3-0	25
Marc-Andre Fleury (30)	10/30	VS. LAK	3-0	36
Marc-Andre Fleury (31)	11/1	VS. BUF	5-0	18
Marc-Andre Fleury (32)	11/18	@ MTL	4-0	27
Marc-Andre Fleury (33)	12/2	VS. NJD	1-0	29
Marc-Andre Fleury (34)	12/18	VS. COL	1-0	29
Marc-Andre Fleury (35)	2/4	@ EDM	2-0	22
Marc-Andre Fleury (36)	2/6	@ CGY	4-0	21
Marc-Andre Fleury (37)	3/7	@ LAK	1-0	31
Marc-Andre Fleury (38)	4/11	@ BUF	2-0	35

<b>2015-16 (6)</b>				
Marc-Andre Fleury (39)	10/15	VS. OTT	2-0	22
Marc-Andre Fleury (40)	10/31	@ TOR	4-0	21
Marc-Andre Fleury (41)	1/17	VS. CAR	5-0	22
Marc-Andre Fleury (42)	1/26	VS. NJD	2-0	25
Marc-Andre Fleury (43)	2/29	VS. ARI	6-0	30
Matt Murray	4/2	@ NYI	5-0	24

<b>2016-17 (5)</b>				
Matt Murray (2)	11/5	@ SJS	5-0	32
Matt Murray (3)	12/12	VS. ARI	7-0	32
Matt Murray (4)	2/14	VS. VAN	4-0	29
Matt Murray (5)	3/11	@ VAN	3-0	27
Marc-Andre Fleury (44)	3/19	VS. FLA	4-0	21

<b>2017-18 (4)</b>				
Matt Murray (6)	10/7	VS. NSH	4-0	26
Tristan Jarry	12/1	@ BUF	4-0	34
Tristan Jarry (2)	1/5	@ NYI	4-0	31
Casey DeSmith	4/6	VS. OTT	4-0	35

<b>2018-19 (7)</b>				
Matt Murray (7)	10/18	@ TOR	3-0	38
Casey DeSmith (2)	10/27	@ VAN	5-0	29
Casey DeSmith (3)	11/10	VS. ARI	4-0	39
Matt Murray (8)	12/22	@ CAR	3-0	39
Matt Murray (9)	1/4	VS. WPG	4-0	33
Matt Murray (10)	3/7	VS. CBJ	3-0	25
Casey DeSmith (4)	3/14	@ BUF	5-0	26

## SHUTOUTS CONTINUED

## SHUTOUTS

PLAYER	DATE	OPP	SCORE	SAVES
<b>2019-20 (4)</b>				
Matt Murray [11]	10/26	@ DAL	3-0	25
Tristan Jarry [3]	12/4	VS. STL	3-0	28
Tristan Jarry [4]	12/6	VS. ARI	2-0	33
Tristan Jarry [5]	12/12	VS. CBJ	1-0	17
<b>2020-21 (5)</b>				
Casey DeSmith [5]	3/13	@ BUF	3-0	24
Casey DeSmith [6]	3/25	VS. BUF	4-0	36
Tristan Jarry [6]	4/25	VS. BOS	1-0	30
Tristan Jarry [7]	5/1	@ WSH	3-0	24
Maxime Lagace [1]	5/8	VS. BUF	1-0	29
<b>2021-22 (7)</b>				
Tristan Jarry [8]	11/18	@ MTL	6-0	43
Tristan Jarry [9]	11/20	@ TOR	2-0	31
Tristan Jarry [10]	11/26	@ NYI	1-0	30
Casey DeSmith [7]	12/11	VS. ANA	1-0	29
Casey DeSmith [8]	2/10	@ OTT	2-0	44
Tristan Jarry [11]	2/26	VS. NYR	1-0	26
Casey DeSmith [9]	4/21	VS. BOS	4-0	32

**TOTAL: 196 | HOME: 110 | ROAD: 86**

**MOST ALL-TIME:** Marc-Andry Fleury (44)

**MOST ONE YEAR (Ind.):** Marc-Andre Fleury (10) 2014-15

**MOST ONE YEAR (Team):** 10 in 2014-15

## SHUTOUTS CONTINUED

## SHUTOUTS AGAINST

PLAYER	DATE	OPP	SCORE	SAVES
--------	------	-----	-------	-------

**1967-68 (5)**

Doug Favell	10/19	@ PHI	1-0	17
Gary Smith	12/27	VS. CAL	0-0	34
Bruce Gamble	1/13	@ TOR	7-0	33
Ed Giacomini	3/17	@ NYR	3-0	20
Cesare Maniago	3/23	@ MIN	3-0	31

**1968-69 (8)**

Bernie Parent	10/17	@ PHI	3-0	20
Doug Favell [2]	11/9	VS. PHI	3-0	37
Gerry Desjardins	1/18	@ LAK	4-0	30
Bruce Gamble [2]	1/25	VS. TOR	2-0	30
Glenn Hall	2/12	@ STL	2-0	19
Lorne Worsley	2/16	VS. MTL	4-0	36
Roy Edwards	2/20	@ DET	3-0	26
Ed Johnston	3/2	@ BOS	4-0	19

**1969-70 (14)**

Gerry Cheevers	10/19	@ BOS	4-0	26
Gerry Desjardins [2]	10/22	@ LAK	2-0	25
Ernie Wakely	11/13	@ STL	4-0	25
Jacques Plante	11/19	VS. STL	4-0	18
Bruce Gamble [3]	12/6	@ TOR	5-0	25
Bernie Parent [2]	12/21	@ PHI	4-0	28
Tony Esposito	12/27	VS. CHI	3-0	30
Ernie Wakely [2]	1/3	@ STL	6-0	26
Tony Esposito [2]	1/14	@ CHI	5-0	28
Bruce Gamble [4]	1/17	@ TOR	4-0	38
Terry Sawchuk	2/1	@ NYR	6-0	29
Gerry Cheevers [2]	2/14	VS. BOS	3-0	35
Ed Giacomini [2]	3/8	@ NYR	0-0	25
Ed Giacomini [3]	3/18	VS. NYR	2-0	30

**1970-71 (7)**

Bernie Parent [3]	10/17	VS. PHI	0-0	30
Ernie Wakely [3]	11/19	VS. STL	1-0	20
Cesare Maniago [2]	12/12	VS. MIN	1-0	35
Tony Esposito [3]	2/7	@ CHI	1-0	28
Ed Giacomini [4]	2/20	VS. NYR	2-0	37
Ed Giacomini [5]	2/27	VS. NYR	4-0	26
Cesare Maniago [3]	3/13	VS. MIN	0-0	31

PLAYER	DATE	OPP	SCORE	SAVES
--------	------	-----	-------	-------

**1971-72 (6)**

Cesare Maniago [4]	10/28	@ MIN	2-0	35
Gary Smith [2]	1/8	VS. CHI	4-0	24
Ernie Wakely [4]	1/22	@ STL	1-0	25
Bruce Gamble [5]	1/30	@ PHI	4-0	33
Cesare Maniago [5]	2/20	@ MIN	2-0	40
Bernie Parent [4]	2/23	@ TOR	2-0	34

**1972-73 (3)**

Roger Crozier	11/12	@ BUF	1-0	18
Ron Low/Jacques Plante	12/29	VS. TOR	4-0	42

*(Plante replaced Low at 39:36. Low replaced Plante at 40:00)*

Ed Giacomini [6]	1/7	@ NYR	3-0	24
------------------	-----	-------	-----	----

**1973-74 (7)**

Bernie Parent [5]	10/27	VS. PHI	6-0	23
Dunc Wilson	11/3	@ TOR	6-0	33
Bernie Parent [6]	11/4	@ PHI	7-0	29
Ed Giacomini [7]	11/18	@ NYR	7-0	33
Doug Grant	12/15	VS. DET	2-0	36
Rogie Vachon	1/16	VS. LAK	2-0	34
Rogie Vachon [2]	1/26	VS. LAK	2-0	25

**1974-75 (6)**

Rogie Vachon [3]	10/28	@ LAK	2-0	23
Rogie Vachon [4]	11/23	VS. LAK	0-0	32
Bernie Parent [7]	12/22	@ PHI	4-0	24
Bernie Parent [8]	3/13	@ PHI	6-0	22
Rogie Vachon [5]	3/22	@ LAK	4-0	31
Ken Dryden	4/2	@ MTL	6-0	23

**1975-76 (2)**

Rogie Vachon [6]	10/30	@ LAK	4-0	21
Gerry Desjardins [3]	1/11	@ BUF	6-0	28

**1976-77 (7)**

Bernie Parent [9]	10/28	@ PHI	3-0	21
Gerry Cheevers [3]	11/24	VS. BOS	4-0	34
Wayne Thomas	1/11	VS. TOR	2-0	30
Gerry Edwards	2/3	@ CLE	0-0	22
Rogie Vachon [7]	3/2	VS. LAK	5-0	26
Wayne Stephenson	3/13	@ PHI	4-0	22
Gilles Gilbert	3/27	@ BOS	3-0	11



## SHUTOUTS CONTINUED

## SHUTOUTS AGAINST

PLAYER	DATE	OPP	SCORE	SAVES
--------	------	-----	-------	-------

**1977-78 (2)**

Bernie Parent (10)	10/20	@ PHI	11-0	20
Dan Bouchard	1/18	@ ATL	1-0	25

**1978-79 (4)**

Dan Bouchard (2)	11/3	@ ATL	2-0	25
Michel Larocque	2/22	@ MTL	12-0	25
Mario Lessard	3/7	VS. LAK	4-0	26
Mike Palmateer	3/11	@ TOR	4-0	39

**1979-80 (6)**

Tony Esposito (4)	12/19	@ CHI	0-0	37
Pete Peeters	2/2	VS. PHI	4-0	30
Don Edwards	2/7	@ BUF	9-0	25
Michel Dion	2/24	@ QUE	2-0	33
Glenn Resch	3/2	VS. NYI	0-0	22
Bill McKenzie	3/28	@ COL	5-0	30

**1980-81 (1)**

Pete Peeters (2)	1/21	VS. PHI	5-0	33
------------------	------	---------	-----	----

**1981-82 (1)**

Pat Riffin	1/16	@ CGY	4-0	29
------------	------	-------	-----	----

**1982-83 (3)**

Billy Smith	10/14	@ NYI	9-0	30
Pelle Lindberg	12/4	VS. PHI	0-0	24
Markus Mattson	1/12	VS. MIN	7-0	40

**1983-84 (4)**

Al Jensen	10/25	VS. WSH	1-0	26
Mike Liut	12/31	@ STL	2-0	16
Tony Esposito (5)	1/15	@ CHI	2-0	35
Pat Riffin (2)	3/24	@ WSH	6-0	18

**1984-85 (2)**

Kelly Hrudey	2/2	VS. NYI	4-0	26
Bob Janecyk	3/5	@ LAK	6-0	21

**1985-86 (1)**

Kelly Hrudey (2)	1/9	@ NYI	9-0	27
------------------	-----	-------	-----	----

**1986-87 (2)**

Darren Elliot	12/17	@ LAK	3-0	26
Glen Hanlon	1/18	VS. DET	1-0	36

**1987-88 (3)**

Allan Bester	10/29	VS. TOR	8-0	26
Kirk McLean	2/17	@ VAN	5-0	27

PLAYER	DATE	OPP	SCORE	SAVES
--------	------	-----	-------	-------

Sean Burke	3/29	@ NJD	4-0	25
------------	------	-------	-----	----

**1988-89 (1)**

Pete Peeters (3)	1/2	@ WSH	8-0	14
------------------	-----	-------	-----	----

**1989-90 (0)****1990-91 (0)****1991-92 (3)**

Don Beaupre	10/29	VS. WSH	8-0	26
Craig Billington	1/2	@ NJD	4-0	16
Bob Essensa	1/28	VS. WPG	4-0	38

**1992-93 (2)**

Tim Cheveldae	11/13	@ DET	8-0	26
John Blue	1/14	@ BOS	7-0	21

**1993-94 (0)****1994-95 (1)**

John Vanbiesbrouck	3/26	@ FLA	2-0	24
--------------------	------	-------	-----	----

**1995-96 (2)**

Jocelyn Thibault	12/23	@ MTL	1-0	29
Chris Osgood	2/3	@ DET	3-0	23

**1996-97 (1)**

Mike Richter	3/24	@ NYR	3-0	34
--------------	------	-------	-----	----

**1997-98 (6)**

Andy Moog	10/8	VS. MTL	3-0	26
Martin Brodeur	12/4	VS. NJD	4-0	28
Andy Moog (2)	12/27	VS. MTL	1-0	19
Damien Rhodes	1/20	VS. OTT	0-0	23
Dominik Hasek	3/15	@ BUF	3-0	22
Ed Belfour	3/22	@ DAL	0-0	20

**1998-99 (3)**

Darren Poppa	10/21	@ TBL	5-0	28
Byron Dufoe	1/7	VS. BOS	0-0	26
Jamie Storr	12/22	VS. LAK	3-0	25

**1999-00 (2)**

Jeff Hackett	3/8	VS. MTL	3-0	24
Patrick Lalime	3/9	@ OTT	7-0	16

**2000-01 (1)**

Martin Brodeur (2)	10/28	VS. NJD	9-0	21
--------------------	-------	---------	-----	----

**2001-02 (10)**

Curtis Joseph	10/27	@ TOR	4-0	23
Brian Boucher	10/31	@ PHI	3-0	27

## SHUTOUTS CONTINUED

## SHUTOUTS AGAINST

PLAYER	DATE	OPP	SCORE	SAVES
Roberto Luongo	11/7	@ FLA	2-0	17
Tomas Vokoun	11/23	@ NSH	5-0	27
Evgeni Nabokov	11/29	@ SJS	5-0	38
Tom Barrasso	12/16	VS. CAR	7-0	11
Martin Brodeur (3)	12/26	@ NJD	4-0	20
Jocelyn Thibault (2)	1/6	@ CHI	2-0	22
Jose Theodore	2/7	@ MTL	1-0	30
Jose Theodore (2)	4/1	VS. MTL	3-0	28

**2002-03 (10)**

Ed Belfour (2)	10/10	VS. TOR	6-0	33
J. S. Giguere	12/15	@ ANA	5-0	19
Roberto Luongo (2)	1/18	@ FLA	3-0	35
Martin Biron	1/21	@ BUF	0-0	23
Roberto Luongo (3)	2/6	VS. FLA	6-0	28
Patrick Lalime (2)	2/12	VS. OTT	3-0	20
Mike Dunham	2/14	@ NYR	1-0	26
Tomas Vokoun (2)	2/27	@ NSH	6-0	22
Kevin Weekes	3/6	VS. CAR	4-0	21
Roman Cechmanek	3/29	@ PHI	3-0	20

**2003-04 (7)**

Cristobal Huet	10/10	VS. LAK	3-0	11
Nikolai Khabibulin	11/8	@ TBL	9-0	15
Corey Schwab	12/27	VS. NJD	2-0	21
Mikael Tellqvist	1/5	VS. TOR	5-0	25
Jose Theodore (3)	1/10	VS. MTL	8-0	25
Scott Clemmensen	1/20	VS. NJD	3-0	25
Roberto Luongo (4)	2/20	VS. FLA	2-0	34

**2005-06 (5)**

Mike Dunham (2)	11/9	@ ATL	5-0	26
Manny Fernandez	12/8	VS. MIN	5-0	22
Curtis Sanford	12/13	@ STL	3-0	21
Mikael Tellqvist (2)	3/19	VS. TOR	1-0	21
Sean Burke (2)	4/8	@ TBL	1-0	25

**2006-07 (3)**

Dominik Hasek (2)	10/7	VS. DET	2-0	13
Martin Brodeur (4)	12/26	@ NJD	3-0	26
Martin Brodeur (5)	2/27	VS. NJD	1-0	31

**2007-08 (3)**

Henrik Lundqvist	12/18	@ NYR	4-0	18
------------------	-------	-------	-----	----

PLAYER	DATE	OPP	SCORE	SAVES
Johan Holmqvist	1/18	VS. TBL	3-0	27
Martin Biron (2)	4/6	@ PHI	2-0	20

**2008-09 (3)**

Mike Smith	12/23	VS. TBL	2-0	15
Henrik Lundqvist (2)	1/5	@ NYR	4-0	27
Ty Conklin	2/8	VS. DET	3-0	25

**2009-10 (7)**

Ilya Bryzgalov	10/7	VS. PHX	3-0	24
Evgeni Nabokov (2)	11/7	@ SJS	5-0	27
Tim Thomas	11/10	@ BOS	3-0	27
Martin Brodeur (6)	12/21	VS. NJD	4-0	35
Martin Brodeur (7)	12/30	@ NJD	2-0	32
Mike Smith (2)	3/31	VS. TBL	2-0	27
Johan Hedberg	4/10	@ ATL	1-0	33

**2010-11 (7)**

Jaroslav Halak	10/23	@ STL	1-0	31
Jose Theodore (4)	1/8	VS. MIN	4-0	26
Martin Brodeur (8)	1/20	@ NJD	2-0	23
Michal Neuvirth	2/6	@ WSH	3-0	22
Michal Neuvirth (2)	2/21	VS. WSH	1-0	39
Carey Price	3/12	VS. MTL	3-0	26
Martin Brodeur (9)	3/25	VS. NJD	1-0 [SOL]	29

**2011-12 (2)**

Tomas Vokoun (3)	1/11	@ WSH	1-0	30
James Reimer	2/1	@ TOR	1-0	25

**2012-13 (0)****2013-14 (6)**

J.S. Giguere (2)	10/21	VS. COL	1-0	34
Craig Anderson	12/23	@ OTT	5-0	41
Kari Lehtonen	1/25	@ DAL	3-0	24
Steve Mason	3/15	@ PHI	4-0	25
Brian Elliott	3/23	VS. STL	1-0	33
Ilya Bryzgalov	4/5	@ MIN	4-0	20

**2014-15 (8)**

Henrik Lundqvist (3)	11/11	@ NYR	5-0	33
Eddie Lack	12/4	VS. VAN	3-0	22
Braden Holtby	12/27	VS. WSH	3-0	31
Braden Holtby (2)	1/28	@ WSH	4-0	27
Harter Hutton	2/1	VS. NSH	4-0	21

## SHUTOUTS CONTINUED

## SHUTOUTS AGAINST

PLAYER	DATE	OPP	SCORE	SAVES
Ryan Miller	2/7	@ VAN	5-0	31
Tuukka Rask	3/14	VS. BOS	2-0	30
Corey Schneider	3/17	@ NJD	2-0	35

**2015-16 (6)**

Antti Niemi	10/8	@ DAL	3-0	37
Corey Schneider [2]	11/14	@ NJD	4-0	21
Tuukka Rask [2]	12/16	@ BOS	3-0	34
Connor Hellebuyck	12/27	@ WPG	1-0	30
Henrik Lundqvist [4]	2/10	VS. NYR	3-0	34
Scott Wedgewood	3/24	VS. NJD	3-0	39

**2016-17 (4)**

Al Montoya	10/18	@ MTL	4-0	36
Peter Budaj	12/16	VS. LAK	1-0	39
Carter Hutton [2]	1/24	VS. STL	3-0	34
Steve Mason [2]	3/15	@ PHI	4-0	23

**2017-18 (2)**

John Gibson	12/23	VS. ANH	4-0	29
Cam Ward	1/4	VS. CAR	4-0	21

**2018-19 (3)**

Frederik Andersen	11/3	VS. TOR	5-0	31
Curtis McElhinney	2/5	VS. CAR	4-0	23
Martin Jones	2/21	VS. SJS	4-0	26

**2019-20 (4)**

Marc-Andre Fleury	10/19	VS. VGK	3-0	29
Brian Elliott [2]	1/21	@ PHI	3-0	19
Frederik Andersen [2]	2/20	@ TOR	4-0	24
Martin Jones [2]	2/29	@ SJS	5-0	30

**2020-21 (1)**

Ilya Sorokin	2/28	@ NYI	2-0	20
--------------	------	-------	-----	----

**2021-22 (2)**

Jacob Markstrom	10/28	VS. CGY	4-0	45
Igor Shesterkin	4/7	@ NYR	3-0	30

**TOTAL: 209 | HOME: 87 | ROAD: 122**  
**MOST SHUTOUTS AGAINST:** Bernie Parent [10]  
**MOST ONE YEAR [Ind.]:** Rogie Vachon [3] 1974-75  
**MOST ALL TIME [Team]:** Philadelphia [21]  
**MOST ONE YEAR [Team]:** NYR, STL & LAK [3]  
 1969-70, 1969-70 & 1974-75

# FASTEST GOALS

## TEAM

### FASTEST TWO GOALS

<b>BOTH TEAMS</b>	0:04	Wayne Bianchin (Pittsburgh) & Guy Chouinard (Atlanta), March 15, 1977 at Atlanta in a 7-3 Flames win. (NHL Record)
<b>PENGUINS</b>	0:06	Paul Coffey & Troy Loney, Feb. 22, 1990 vs. NY Islanders in a 4-3 Penguins win.
	0:06	Mark Recchi & John Cullen, Feb. 16, 1990 at Winnipeg in a 3-3 tie.
<b>OPPONENTS</b>	0:06	Rick Tocchet & Jeremy Roenick (Phoenix), Jan. 13, 1999 at Phoenix in a 5-3 Coyotes win.
	0:06	Sylvain Turgeon (2) (Hartford), March 28, 1987 at Hartford in a 5-4 Whalers win.
	0:06	Guy Lafleur and Steve Shutt (Montreal), April 2, 1975 at Montreal in a 6-0 Canadiens win.

### FASTEST THREE GOALS

<b>BOTH TEAMS</b>	0:30	Mario Lemieux (2) & Al Iafrate (Toronto), Oct. 17, 1989 vs. Toronto in a 7-5 Penguins win.
<b>PENGUINS</b>	0:27	Al McDonough, Ken Schinkel & Ron Schock, Nov. 22, 1972 vs. St. Louis in a 10-4 Penguins win.
<b>OPPONENTS</b>	0:21	Michal Pivonka & Steve Leach (2), Nov. 25, 1990 at Washington in a 7-3 Capitals win.

### FASTEST FOUR GOALS

<b>BOTH TEAMS</b>	1:17	Pierre Larouche (Pittsburgh), Guy Lafleur (2) & Pete Mahovlich (Montreal), Jan. 26, 1975 at Montreal in a 7-2 Canadiens win.
<b>PENGUINS</b>	1:39	Alexei Kovalev (2), Jaromir Jagr & Stu Barnes, Dec. 12, 1998 at St. Louis in a 4-3 Penguins win.
<b>OPPONENTS</b>	1:22	Bobby Clarke, Ilkka Sinisalo, Reggie Leach & Ken Linseman (Philadelphia), Oct. 11, 1981 at Philadelphia in an 8-2 Flyers win.

### FASTEST FIVE GOALS

<b>BOTH TEAMS</b>	3:32	Brett Connolly & Lars Eller (Washington), Evgeni Malkin (2) & Bryan Rust (Pittsburgh), Jan. 16, 2017 vs. Washington in an 8-7 Penguins win.
<b>PENGUINS</b>	2:07	Bryan Hextall, Jean Pronovost, Al McDonough, Ken Schinkel & Ron Schock, Nov. 22, 1972 vs. St. Louis in a 10-4 Penguins win.
<b>OPPONENTS</b>	2:37	Duane Sutter (2), Bryan Trottier (2) & John Tonelli (NY Islanders), Jan. 26, 1982 at New York in a 9-2 Islanders win.

### FASTEST GOAL, START OF GAME

<b>PENGUINS</b>	0:06	Jean Pronovost, Mar. 25, 1976 at St. Louis in a 5-2 Blues win.
<b>OPPONENTS</b>	0:08	Kyle Wellwood (Winnipeg), Oct. 17, 2011 at Winnipeg in a 2-1 Jets win.

### FASTEST GOAL, START OF SECOND PERIOD

<b>PENGUINS</b>	0:07	Lowell MacDonald, Feb. 10, 1973 at Boston in a 6-3 Bruins win.
<b>OPPONENTS</b>	0:07	Stan Gilbertson (Washington), Nov. 12, 1975 at Washington in a 6-6 tie.
	0:07	Joey Johnston (California), Oct. 20, 1973 at Pittsburgh in a 5-3 Penguins win.

### FASTEST GOAL, START OF THIRD PERIOD

<b>PENGUINS</b>	0:11	Martin Straka, Oct. 18, 2003 vs. Detroit in a 4-3 Penguins win.
<b>OPPONENTS</b>	0:13	Janne Ojanen (New Jersey), Oct. 24, 1992 at New Jersey in a 4-3 Penguins win.

## FASTEST GOALS CONTINUED

### TEAM

#### FASTEST GOAL, OVERTIME

<b>PENGUINS</b>	0:13	Kevin Stevens, Mar. 21, 1991 vs. NY Rangers in a 5-4 Penguins win.
<b>OPPONENTS</b>	0:08	Tony Amonte (NY Rangers), Feb. 21, 1994 at New York in a 4-3 Rangers win.

#### EARLIEST WINNING GOAL

<b>PENGUINS</b>	0:32	Martin Straka, Mar. 13, 1999 vs. Philadelphia in a 4-0 Penguins win.
<b>OPPONENTS</b>	0:09	Ross Lonsberry (Philadelphia), Oct. 9, 1983 at Philadelphia in an 11-0 Flyers win.

#### FASTEST TWO GOALS FROM START OF GAME

<b>PENGUINS</b>	0:29	George Ferguson & Greg Malone, Dec. 6, 1980 vs. Chicago in a 6-4 Penguins win.
<b>OPPONENTS</b>	0:40	Tim Kerr & Bill Barber (Philadelphia), Oct. 9, 1983 at Philadelphia in a 7-1 Flyers win.

### INDIVIDUALS

#### FASTEST TWO GOALS

<b>PENGUINS</b>	0:07	Martin Straka, Feb. 11, 2000 vs. Edmonton (Tommy Salo) in a 2-2 tie.
	0:07	Wally Boyer, Mar. 5, 1970 at Detroit (Roy Edwards) in a 5-3 Red Wings win.
<b>OPPONENTS</b>	0:06	Sylvain Turgeon (Hartford), Mar. 28, 1987 at Hartford (Pat Riggin) in a 5-4 Whalers win.

#### FASTEST TWO ASSISTS

<b>PENGUINS</b>	0:07	Ron Schock, Mar. 5, 1970 at Detroit on two goals by Wally Boyer in a 5-3 Red Wings win.
<b>OPPONENTS</b>	0:06	Pete Mahovlich (Montreal), April 2, 1975 at Montreal on goals by Guy Lafleur and Steve Shutt in a 6-0 Canadiens win.

#### FASTEST THREE GOALS

<b>PENGUINS</b>	2:47	Patric Hornqvist, Dec. 4, 2018 vs. Colorado (Semyon Varlamov) in a 6-3 Penguins win.
<b>OPPONENTS</b>	1:18	Derek King (NY Islanders), Oct. 15, 1991 at New York (Tom Barrasso) in a 7-6 Penguins overtime victory.

#### FASTEST FOUR GOALS

<b>PENGUINS</b>	14:54	Mario Lemieux, Jan. 26, 1997 at Montreal (Jocelyn Thibault) in a 5-2 Penguins win.
<b>OPPONENTS</b>	34:40	Stan Gilbertson (Washington), April 6, 1975 at Washington (Bob Johnson) in an 8-4 Capitals win.

# DRAFT PICKS ALL-TIME

## 1967 EXPANSION DRAFT

Joe Daley	G	Detroit
Roy Edwards	G	Chicago
Earl Ingarfield	C	NY Rangers
Al MacNeil	D	NY Rangers
Larry Jeffrey	LW	Toronto
[Traded to NY Rangers for George Konik, Paul Andrea, Dunc McCallum and Frank Francis]		
Ab McDonald	LW	Detroit
Leo Boivin	D	Detroit
Noel Price	D	Montreal
Keith McCreary	LW	Montreal
Ken Schinkel	RW	NY Rangers
Bob Dillabough	C	Boston
Art Stratton	C	Chicago
Val Fonteyne	LW	Detroit
Jeannot Gilbert	C	Boston
Tom McCarthy	LW	Montreal
Bill Dea	LW	Chicago
Bob Rivard	LW	Montreal
Mel Pearson	LW	Chicago
Andy Bathgate	RW	Detroit
Les Hunt	D	NY Rangers

## 1967

1/2	Steve Rexe	G	Belleville
2/11	Bob Smith	C	Sault Ste. Marie

## 1968

1/4	Garry Swain	C	Niagara Falls
2/14	Ron Snell	RW	Regina
3/21	Dave Simpson	D	Port Arthur Marris

## 1969

1/4	Traded to Boston for Jean Pronovost and John Arbour		
2/15	Rick Kessell	C	Oshawa
3/26	Michel Briere	C	Shawinigan
4/38	Yvon Labre	D	Toronto
5/50	Rusty Patenaude	RW	Calgary
6/62	Paul Hoganson	G	Toronto
7/73	Traded to St. Louis for cash		
8/79	Traded to Montreal for cash		

## 1970 INTRA-LEAGUE DRAFT

1/7	Lowell MacDonald	RW	Springfield
-----	------------------	----	-------------

## 1970

1/7	Greg Polis	LW	Estevan
2/21	John Stewart	LW	Flin Flon
3/35	Larry Bignell	D	Edmonton
4/49	Connie Forey	LW	Ottawa
5/63	Steve Cardwell	LW	Oshawa
6/77	Bob Fitchner	C	Brandon
7/90	Jim Pearson	D	St. Catharines
8/102	Cam Newton	G	Kitchener
9/110	Ron Lemieux	D	Dauphin

## 1971

1/4	Traded to St. Louis with Lou Angotti for Ron Schock, Craig Cameron and 1972 second-round choice		
2/18	Brian McKenzie	LW	St. Catharines
3/32	Joe Norris	D	Toronto
4/46	Gerry Methe	LW	Oshawa
5/60	Dave Murphy	G	North Dakota
6/74	Ian Williams	RW	Notre Dame
7/88	Doug Elliott	D	Harvard
8/102	Traded to Vancouver for 1972 NHL Expansion Draft protection		

## 1972

1/4	Traded to Minnesota for Bob Woytowich		
2/24	Jack Lynch	D	Oshawa
2/30	Bernie Lukowich	RW	New Westminster
[Choice acquired from St. Louis with Ron Schock and Craig Cameron for Lou Angotti and 1971 first-round choice]			
3/40	Denis Herron	G	Trois Rivieres
4/56	Ron Lalonde	C	Peterborough
5/72	Brian Walker	C	Calgary
6/88	Jeff Ablett	LW	Medicine Hat
7/104	D'Arcy Keating	D	Notre Dame
8/120	Yves Bergeron	RW	Shawinigan
9/136	Jay Babcock	LW	London
9/149	Don Atchison	G	Saskatoon

## 1973

1/7	Blaine Stoughton	RW	Flin Flon
2/23	Wayne Bianchin	LW	Flin Flon
2/27	Colin Campbell	D	Peterborough
[Choice acquired from Detroit with 1974 second-round pick for Roy Edwards]			
3/39	Traded to Detroit for Andy Brown and cash		
4/55	Dennis Owchar	D	Toronto

## DRAFT PICKS ALL-TIME CONTINUED

5/71	Guido Tenesi	D	Oshawa
6/87	Don Seiling	LW	Oshawa
7/103	Terry Ewasiuk	LW	Victoria
8/119	Fred Comrie	C	Edmonton
9/134	Gord Lane	D	New Westminster
10/150	Randy Aimoe	D	Medicine Hat
11/164	Don McLeod	C	Saskatoon

## 1974

1/8	Pierre Larouche	C	Sorel
2/26	Traded to St. Louis with Bryan Watson and Greg Polis for Bob Kelly, Steve Durbano and Ab DeMarco		
2/27	Jacques Cossette	RW	Sorel
	[Choice acquired from Detroit for Roy Edwards]		
3/44	Traded to Detroit with Hank Nowak for Nelson DeBenedet		
4/62	Mario Faubert	D	St. Louis Univ.
5/80	Bruce Abehart	G	London
6/98	William Schneider	LW	U. of Minnesota
7/116	Robbie Laird	LW	Regina
8/133	Larry Finck	D	St. Catharines
9/150	Jim Chicoyne	D	Brandon
10/166	Rick Uhrich	RW	Regina
11/181	Serge Gamelin	RW	Sorel
12/195	Richard Perron	D	Quebec
13/206	Richard Hindmarch	RW	Calgary Univ.
14/216	William Davis	D	Colgate Univ.
15/223	J.D. Mathers	D	Northeastern

## 1975

1/13	Gordon Laxton	G	New Westminster
2/31	Russ Anderson	D	U. of Minnesota
3/49	Paul Baxter	D	Winnipeg
4/67	Stu Younger	LW	Michigan Tech
5/85	Kim Clackson	D	Victoria
6/103	Pete Morris	LW	Victoria
7/121	Mike Will	C	Edmonton
8/139	Tapio Levo	D	Assat Pori
9/155	Byron Shutt	LW	Bowling Green
10/170	Frank Salive	G	Peterborough
11/185	John Glynn	D	Vermont Univ.
12/196	Lex Hudson	D	U. of Denver
13/202	Dan Tsubouchi	RW	St. Louis Univ.
14/206	Bronislav Stankovsky	LW	Fargo-Moorehead
15/217	Kelly Secord	RW	New Westminster

## 1976

1/2	Blair Chapman	RW	Saskatoon
	[Choice acquired from Kansas City with Simon Nolet and Ed Gilbert for Steve Durbano, Chuck Arnason and 1976 first-round pick]		
1/11	Traded to Kansas City with Steve Durbano and Chuck Arnason for Simon Nolet, Ed Gilbert and 1976 first-round pick		
2/19	Greg Malone	C	Oshawa
	[Choice acquired from Washington for Bob Paradise]		
2/29	Peter Marsh	RW	Sherbrooke
3/47	Morris Lukowich	LW	Medicine Hat
4/65	Greg Redquest	G	Oshawa
5/83	Brendan Lowe	D	Sherbrooke
6/101	Vic Sirko	D	Oshawa

## 1977

1/12	Traded to Toronto with Blaine Stoughton for Rick Kehoe		
2/30	Jim Hamilton	RW	London
3/48	Kim Davis	C	Flin Flon
4/66	Mark Johnson	C	U. of Wisconsin
5/84	Traded to Los Angeles for Mike Corrigan		
6/102	Greg Millen	G	Peterborough
8/135	Traded to Philadelphia with Gary Inness, 1977 ninth-round pick, 1977 10th-round pick, 1977 11th-round pick and 1977 12th-round pick for Bobby Taylor and Ed Van Impe		
9/150	Traded to Philadelphia [see above]		
10/158	Traded to Philadelphia [see above]		
11/165	Traded to Philadelphia [see above]		
12/172	Traded to Philadelphia [see above]		

## 1978

1/6	Traded to Philadelphia with a 1978 eighth-round draft choice for Orest Kindrachuk, Ross Lonsberry & Tom Bladon		
2/25	Mike Meeker	RW	Peterborough
3/42	Traded to Montreal for Don Awrey		
4/59	Traded to NY Rangers for Dunc Wilson		
4/61	Shane Pearsall	LW	Ottawa
	[Choice acquired from Los Angeles with Dave Schultz and Gene Carr for Syl Apps and Hartland Monohan]		
5/75	Rob Garner	C	Toronto
6/92	Traded to Toronto with Dave Burrows for Randy Carlyle and George Ferguson		
7/109	Traded to St. Louis for cash		
8/126	Traded to Philadelphia with a 1978 first-round pick for Orest Kindrachuk, Ross Lonsberry and Tom Bladon		
9/143	Traded to St. Louis for cash		
10/160	Traded to St. Louis for cash		

## DRAFT PICKS ALL-TIME CONTINUED

11/175	Traded to St. Louis for cash
12/191	Traded to St. Louis for cash
13/205	Traded to St. Louis for cash
14/216	Traded to St. Louis for cash

## 1979

1/10	Traded to Washington for Hartland Monahan		
2/31	Paul Marshall	LW	Brantford
3/52	Bennett Wolf	D	Kitchener
4/73	Brian Cross	D	Brantford
5/94	Nick Ricci	G	Niagara Falls
6/115	Marc Chorney	D	North Dakota

## 1980

1/9	Mike Bullard	C	Brantford
2/30	Traded to Chicago for Dale Tallon		
3/51	Randy Boyd	D	Ottawa
4/72	Tony Feltrin	D	Victoria
5/93	Doug Shedden	C	Sault Ste. Marie
6/114	Pat Graham	LW	Niagra Falls
7/135	Traded to Winnipeg for future considerations		
8/156	Robert Geale	C	Portland
9/177	Brian Lundberg	D	U. of Michigan
10/198	Steve McKenzie	D	St. Albert

## 1981

1/7	Traded to Montreal for Rod Schutt		
2/28	Steve Gatzos	RW	Sault Ste. Marie
3/49	Tom Thornbury	D	Niagara Falls
4/70	Norm Schmidt	D	Oshawa
5/91	Traded to Washington for Gary Rissling		
6/109	Paul Edwards	D	Oshawa
	(Choice acquired from Hartford for Gilles Lupien)		
6/112	Rod Buskas	D	Medicine Hat
7/133	Geoff Wilson	RW	Winnipeg
8/154	Mitch Lamoureux	C	Oshawa
9/175	Dean DeFazio	LW	Brantford
10/196	Dave Hannan	C	Brantford

## 1982

1/10	Rich Sutter	RW	Lethbridge
2/31	Traded to Montreal with Denis Herron for Pat Hughes and Rob Holland		
2/38	Tim Hrynewich	LW	Sudbury
	(Choice acquired from Minnesota for Mark Johnson)		

3/52	Troy Loney	LW	Lethbridge
4/73	Traded to Toronto for Paul Harrison		
5/94	Grant Sasser	C	Portland
6/115	Traded to Toronto with a 1983 fifth-round choice for Greg Hotham		
7/136	Grant Couture	D	Lethbridge
8/157	Peter Derksen	LW	Portland
9/178	Greg Gravel	C	Windsor
10/199	Stu Wenaas	D	Winnipeg
11/220	Chris McCauley	RW	London
12/241	Stan Bautch	G	Hibbing HS (MN)

## 1983

1/1	Traded to Minnesota with George Ferguson for Ron Meighan and Anders Hakansson and 1983 first-round pick		
1/15	Bob Errey	LW	Peterborough
	(Choice acquired from Minnesota with Ron Meighan and Anders Hakansson)		
2/22	Todd Charlesworth	D	Oshawa
3/43	Traded to Montreal for Gilles Lupien		
3/58	Mike Rowe	D	Toronto
	(Choice acquired from Montreal for Gilles Lupien)		
4/64	Frank Pietrangelo	G	U. of Minnesota
5/83	Traded to Toronto for Greg Hotham		
6/104	Pat Emond	C	Hull
7/127	Paul Ames	D	Billerica HS (MA)
8/143	Traded to Hartford with Russ Anderson for Rick MacLeish		
9/169	Marty Ketola	RW	Cloquet HS (MN)
10/190	Alec Haidy	RW	Sault Ste. Marie
11/211	Garth Hildebrand	LW	Calgary
12/232	Dave Goertz	D	Regina

## 1984

1/1	Mario Lemieux	C	Laval
1/9	Doug Bodger	D	Kamloops
	(Choice acquired with Moe Mantha from Winnipeg for Randy Carlyle)		
1/16	Roger Belanger	RW	Kingston
	(Choice acquired with Andy Brickley, Mark Taylor, Ron Flockhart and a 1984 third-round choice from Philadelphia for Rich Sutter, 1984 second-round choice and 1984 third-round choice)		
2/22	Traded with Rich Sutter and a 1984 third-round choice for Andy Brickley, Mark Taylor, Ron Flockhart and a 1984 first-round pick		
3/43	Traded with Rich Sutter and a 1984 second-round choice for Andy Brickley, Mark Taylor, Ron Flockhart and a 1984 first-round pick		



## DRAFT PICKS ALL-TIME CONTINUED

3/58	Traded to Vancouver for Keith McCarthy			2/26	Rick Tabaracci	G	Cornwall
4/64	Mark Teevens	RW	Peterborough	3/47	Jamie Leach	RW	Hamilton
5/85	Arto Javanainen	RW	Finland Nat.	4/68	Risto Kurkinen	LW	JyP HT
6/106	Traded to Edmonton with Kevin McClelland for Tom Roulston			5/89	Jeff Waver	D	Hamilton
7/127	Tom Ryan	D	N. Newton HS [MA]	6/110	Shawn McEachern	C	Matignon HS [MA]
8/148	Traded to St. Louis for Gary Edwards			7/131	Jim Bodden	C	Chatham Jr. B
9/169	John Del Col	LW	Toronto	8/152	Jiri Kucera	RW	Jihlava
10/189	Steve Hurt	RW	Hill-Murray HS [MN]	9/173	Jack MacDougall	RW	New Prep [MA]
11/210	Jim Steen	C	Moorhead HS [MN]	10/194	Daryn McBride	C	U. of Denver
12/250	Mark Ziliotto	LW	Streetsville Jr. B	11/215	Mark Carlson	LW	Philadelphia Jrs.
				12/236	Ake Lilljebjorn	G	Brynas

## 1985

1/2	Craig Simpson	C	Michigan St.
2/23	Lee Giffin	RW	Oshawa
3/44	Traded to Montreal for Denis Herron		
3/58	Bruce Racine	G	Northeastern [Choice acquired from Hartford for Greg Malone]
4/65	Traded to Boston for Randy Hillier		
5/86	Steve Gotaas	C	Prince Albert
6/107	Kevin Clemens	LW	Regina
6/114	Stu Marston	D	Longueuil [Choice acquired from Los Angeles for Marc Chorney]
7/128	Steve Titus	G	Cornwall
8/149	Paul Stanton	D	Catholic Mem. HS [MA]
9/170	Jim Paek	D	Oshawa
10/191	Steve Shaunessy	D	Reading HS [MA]
11/212	Doug Greschuck	D	St. Albert
12/233	Greg Choules	LW	Chicoutimi

## 1988

1/4	Darrin Shannon	LW	Windsor
2/25	Mark Major	LW	North Bay
3/46	Traded to Montreal for Perry Ganchar		
3/62	Daniel Gauthier	LW	Victoriaville [Choice acquired from Montreal with Perry Ganchar and a 1988 third-round draft choice]
4/67	Mark Recchi	RW	Kamloops
5/88	Greg Andrusak	D	Minnesota-Duluth
6/109	Traded to Los Angeles with Chris Kontos for Bryan Erickson		
7/130	Troy Mick	LW	Portland
8/151	Jeff Blaeser	LW	St. John's Prep [MA]
9/172	Rob Gaudreau	RW	Bishop Hendricken HS [RI]
10/193	Don Pancoe	D	Hamilton
11/214	Cory Laylin	LW	St. Cloud Appollo
12/235	Darren Stolk	D	Lethbridge

## 1986

1/4	Zarley Zalapski	D	Canadian Nat.
2/25	Dave Capuano	C	Mount St. Charles
3/46	Brad Aitken	LW	Sault Ste. Marie
4/67	Rob Brown	C	Kamloops
5/88	Sandy Smith	C	Brainerd HS [MN]
6/109	Jeff Daniels	LW	Oshawa
7/130	Doug Hobson	D	Prince Albert
8/151	Steve Rohlik	LW	Hill-Murray HS [MN]
9/172	Dave McLlwain	C	North Bay
10/193	Kelly Cain	C	London
11/214	Stan Drulia	RW	Belleville
12/235	Rob Wilson	D	Sudbury

## 1989

1/16	Jamie Heward	D	Regina
2/37	Paul Laus	D	Niagara Falls
3/58	John Brill	RW	Grand Rapids
4/79	Todd Nelson	D	Prince Albert
5/100	Tom Nevers	C	Edina HS [MN]
6/121	Mike Markovich	D	U. of Denver
6/126	Mike Needham	RW	Kamloops [Choice acquired from Calgary for Steve Guenette]
7/142	Pat Schafhauser	D	Hill-Murray HS [MN]
8/163	Dave Shute	C	Victoria
9/184	Andrew Wolf	D	Victoria
10/205	Greg Hagen	RW	Hill-Murray HS [MN]
11/235	Scott Farrell	D	Spokane
12/247	Jason Smart	C	Saskatoon

## 1987

1/5	Chris Joseph	D	Seattle
-----	--------------	---	---------

## DRAFT PICKS ALL-TIME CONTINUED

## 1990

1/5	Jaromir Jagr	RW	Kladno
2/26	Traded to Calgary for Joe Mullen		
3/47	Traded to Philadelphia for Wendell Young and 1990 seventh-round choice		
3/61	Joe Dziedzic	LW	Edison HS [MN] (Choice acquired from Buffalo in Tom Barrasso trade)
4/68	Chris Tamer	D	U. of Michigan
5/89	Brian Farrell	C	Avon Old Farms [CT]
6/107	Ian Moran	D	Belmont Hill [MA] (Choice acquired from Vancouver in Rod Buskas trade)
6/110	Denis Casey	G	Colorado Col.
7/130	Mika Valila	C	Tappara (Choice acquired from Philadelphia in Wendell Young trade)
7/131	Ken Plaquin	D	Michigan Tech
7/145	Pat Neaton	D	U. of Michigan (Choice acquired from Buffalo in Wayne Van Dorp trade)
8/152	Petteri Koskimaki	C	Boston Univ.
9/173	Ladislav Karabin	LW	Bratislava
10/194	Timothy Fingerhut	LW	Canterbury Prep [CT]
11/215	Michael Thompson	RW	Michigan St.
12/236	Brian Bruininks	D	Colorado Col.

## 1991

1/16	Markus Naslund	LW	MoDo
2/38	Rusty Fitzgerald	C	Duluth-East HS [MN]
3/60	Shane Peacock	D	Lethbridge
4/82	Joe Tamminen	C	Virginia HS [MN]
5/104	Robert Melanson	D	Hull
6/126	Brian Clifford	C	Nichols Acad. HS [NY]
7/148	Ed Patterson	RW	Kamloops
8/170	Peter McLaughlin	LW	Belmont Hill Prep HS [MA]
9/192	Jeff Lembke	G	Omaha
10/214	Chris Tok	D	Greenway HS [MN]
11/236	Paul Dyck	D	Moose Jaw
12/258	Pasi Huura	D	Ilves

## 1992

1/19	Martin Straka	C	Skoda Plzen
2/43	Marc Hussey	D	Moose Jaw
3/67	Travis Thiessen	D	Moose Jaw
4/91	Todd Klassen	D	Tri-Cities
5/115	Philippe DeRouville	G	College Francais
6/139	Artem Kopot	D	Traktor Chelyabinsk

7/163	Jan Alinc	C	Litvinov
8/187	Fran Bussey	C	Duluth-East HS [MN]
9/211	Brian Bonin	C	White Bear Lake
10/235	Brian Callahan	LW	Belmont Hill HS [MA]
11/259	Traded to St. Louis for Gordie Roberts		

## 1993

1/26	Stefan Bergkvist	D	Leksands
2/52	Domenic Pittis	C	Lethbridge
3/62	Dave Roche	LW	Peterborough (Choice acquired in Mark Recchi trade)
3/78	Traded to Tampa Bay for Peter Taglianetti		
4/104	Jonas Junkka	D	Kiruna
5/130	Chris Kelleher	D	St. Sebastian's HS [MA]
6/156	Patrick Lalime	G	Shawinigan
7/182	Sean Selmser	LW	Red Deer
8/208	Larry McMorrان	C	Seattle
9/234	Tim Harberts	C	Wayzata HS [MN]
10/260	Leonid Toropchenko	C	Springfield
11/286	Hans Jonsson	D	MoDo

## 1994

1/24	Chris Wells	C	Seattle
2/50	Richard Park	C	Belleville
3/57	Sven Butenschon	D	Brandon (Acquired from Hartford with seventh-round pick for Frank Pietrangelo)
3/73	Greg Crozier	LW	Lawrence Acad. HS [MA] (Acquired from Boston for Paul Stanton)
3/76	Alexei Krivchenkov	D	CSKA Moscow
4/102	Thomas O'Connor	D	Springfield
5/128	Clint Johnson	LW	Duluth-East HS [MN]
6/154	Valentin Morozov	C	CSKA Moscow
7/161	Serge Aubin	C	Granby (Acquired from Hartford with third-round pick for Frank Pietrangelo)
7/180	Drew Palmer	D	Seattle
8/206	Boris Zelenko	LW	CSKA
9/232	Jason Godbout	D	Hill-Murray HS [MN]
10/258	Mikhail Kazakevich	C	Yaroslavl
11/284	Brian Leitza	G	Sioux City

## 1995

1/24	Aleksey Morozov	RW	Krylja Sovetov
2/50	Traded to Los Angeles with Rick Tocchet for Luc Robitaille		

## DRAFT PICKS ALL-TIME CONTINUED

3/76	Jean-Sebastien Aubin	G	Sherbrooke						[Choice acquired from Buffalo for Jason Woolley]
4/102	Oleg Belov	C	CSKA	5/140	Traded to Vancouver for Josef Beranek				
5/128	Jan Hrdina	C	Seattle	6/169	Jan Fadrny	C	Slavia Jr.		
6/154	Alexei Kolkunov	C	Krylja Sovetov	7/196	Joel Scherban	C	London		
7/180	Derrick Pyke	RW	Halifax	8/224	Mika Lehto	G	Assat Jr.		
8/206	Sergei Voronov	D	Dynamo Moscow	9/244	Toby Petersen	C	Colorado Col.		
9/232	Frank Ivankovic	G	Oshawa	9/254	Matt Hussey	C	Avon Old Farms HS [CT]		

## 1996

1/23	Craig Hillier	G	Ottawa 67's
2/28	Pavel Skrbek	D	Kladno
			[Acquired from New Jersey for 41st and 49th picks]
2/41	Traded to New Jersey for 28th pick		
2/49	Traded to New Jersey for 28th pick		
3/72	Boyd Kane	LW	Regina
			[Acquired from Boston with Glen Murray and Bryan Smolinski for Shawn McEachern and Kevin Stevens]
3/77	Boris Protsenko	RW	Calgary
4/105	Michal Rozsival	D	Jihlava
5/132	Traded to San Jose for Kevin Miller		
6/150	Peter Bergman	C	Kamloops
6/159	Traded to St. Louis for J.J. Daigneault		
7/170	Traded to Edmonton for Tyler Wright		
7/186	Eric Meloche	RW	Cornwall
8/212	Traded to Ottawa for Dave McLlwain		
9/238	Timo Seikkula	C	Junkkarit

## 1997

1/17	Robert Dome	RW	Las Vegas [IHL]
2/44	Brian Gaffaney	C	North Iowa
3/71	Josef Melichar	D	Budejovice
4/97	Alexandre Mathieu	C	Halifax
5/124	Harlan Pratt	D	Prince Albert
6/152	Petr Havelka	LW	Sparta Praha
7/179	Mark Moore	D	Harvard
8/208	Andrew Ference	D	Portland
9/234	Eric Lind	D	Avon Old Farms HS [CT]

## 1998

1/23	Milan Kraft	C	Plzen
2/54	Alexander Zevakhin	LW	CSKA
3/80	David Cameron	C	Prince Albert
			[Choice acquired from Colorado for Francois Leroux]
4/110	Scott Myers	G	Prince George
5/134	Rob Scuderi	D	Boston College

## 1999

1/18	Konstantin Koltsov	RW	Cherepovets
2/51	Matt Murley	LW	RPI
2/57	Jeremy Van Hoof	D	Ottawa
			[Compensatory pick from Carolina for Ron Francis signing]
3/86	Sebastien Caron	G	Rimouski
4/115	Ryan Malone	LW	Omaha
5/144	Tomas Skvaridlo	C	Zvolen Jr.
5/157	Vladimir Malenkykh	D	Tolyatti
			[Compensatory pick from Anaheim for Fredrik Olausson signing]
6/176	Doug Meyer	LW	U. of Minnesota
7/204	Tom Kostopoulos	RW	London
8/233	Darcy Robinson	D	Saskatoon
9/261	Andrew McPherson	LW	RPI

## 2000

1/18	Brooks Orpik	D	Boston College
2/52	Shane Endicott	C	Seattle
3/84	Peter Hamerlik	G	Skalica
4/114	Traded to Montreal for 2000 fourth- and fifth-round choices		
4/124	Michel Ouellet	RW	Rimouski
			[Choice acquired from Montreal with fifth-round pick for fourth-round pick]
5/146	David Koci	D	Sparta Praha Jr.
			[Choice acquired from Montreal with fourth-round pick for fourth-round pick]
5/153	Traded to Anaheim for Dan Trebil		
6/185	Patrick Foley	LW	New Hampshire
7/216	Jim Abbott	LW	New Hampshire
8/248	Steve Crampton	RW	Moose Jaw
9/273	Roman Simicek	C	HPK Finland
			[Choice acquired from Anaheim for Kip Miller]
9/280	Nick Boucher	G	Dartmouth

## 2001

1/21	Colby Armstrong	RW	Red Deer
2/54	Noah Welch	D	St. Sebastian's HS [MA]

## DRAFT PICKS ALL-TIME CONTINUED

3/86	Drew Fata	D	St. Michael's
3/96	Alexandre Rouleau	D	Val d'Or
4/120	Tomas Surovy	LW	Poprad
4/131	Ben Eaves	C	Boston College
5/156	Andy Schneider	D	Lincoln
6/187	Traded to Columbus for Frantisek Kucera		
7/217	Tomas Duba	G	Sparta Praha Jr.
8/250	Brandon Crawford-West	G	Texas [NAHL]
9/280	Traded to NY Islanders for Dan Trebil		

## 2002

1/5	Ryan Whitney	D	Boston U.
2/35	Ondrej Nemeč	D	Vsetin
3/69	Erik Christensen	C	Kamloops
4/101	Daniel Fernholm	D	Djurgarden
5/136	Andrew Sertich	LW	Greenway HS [MN] (Compensatory pick from NY Islanders for Garth Snow signing)
5/137	Cam Paddock	C	Kelowna
6/171	Robert Goepfert	G	Cedar Rapids
7/202	Patrik Bartschi	C	Kloten
8/234	Maxime Talbot	C	Hull
8/239	Ryan Lannon	D	Harvard (Compensatory pick from St. Louis for Marc Bergevin signing)
9/265	Dwight Labrosse	G	Guelph

## 2003

1/1	Marc-Andre Fleury	G	Cape Breton (Choice acquired from Florida with 2003 third-round choice for 2001 first-round choice, 2003 second-round compensatory choice and Mikael Samuelsson)
1/3	Traded to Florida		
2/32	Ryan Stone	C	Brandon
2/55	Traded to Florida		
3/70	Jonathan Filewich	RW	Prince George
3/73	Daniel Carcillo	LW	Sarnia (Choice acquired from Florida)
4/103	Traded to Columbus for Jamie Pushor		
4/121	Paul Bissonnette	D	Saginaw (Choice acquired from Boston for Ian Moran)
5/139	Traded to San Jose for Shawn Heins		
5/161	Evgeni Isakov	LW	Cherepovets (Choice acquired from NY Islanders for Randy Robitaille)
6/169	Lukas Bolf	D	Sparta Praha Jr.
7/199	Andy Chiodo	G	St. Michael's

7/229	Stephen Dixon	C	Cape Breton (Choice acquired from New Jersey for Stephane Richer)
8/232	Joe Jensen	C	St. Cloud St.
9/263	Matt Moulson	LW	Cornell

## 2004

<b>1/2</b>	<b>Evgeni Malkin</b>	<b>C</b>	<b>Magnitogorsk</b>
2/31	Johannes Salomonsson	LW	Djurgarden
2/61	Alex Goligoski	D	Grand Rapids HS [MN] (Choice acquired from Vancouver for Johan Hedberg)
3/67	Nick Johnson	RW	St. Albert
3/85	Brian Gifford	C	Moorhead (Choice acquired from Calgary for Andrew Ference)
4/99	Tyler Kennedy	C	Sault Ste. Marie
5/130	Michal Sersen	D	Rimouski
6/164	Moises Gutierrez	RW	Kamloops
7/194	Chris Peluso	D	Brainerd HS [MN]
7/222	Jordan Morrison	C	Peterborough (Choice acquired from Vancouver for Marc Bergevin)
8/228	David Brown	G	Notre Dame
9/259	Brian Ihnacak	C	Brown U.

## 2005

<b>1/1</b>	<b>Sidney Crosby</b>	<b>C</b>	<b>Rimouski</b>
2/61	Michael Gergen	LW	Shattuck-St. Mary's HS [MN]
<b>3/62</b>	<b>Kris Letang</b>	<b>D</b>	<b>Val d'Or</b>
4/125	Tommi Leinonen	D	Karpat Jr.
5/126	Tim Crowder	RW	South Surrey
6/194	Jean-Philippe Paquet	D	Shawinigan
7/195	Joe Vitale	C	Sioux Falls

## 2006

1/2	Jordan Staal	C	Peterborough
2/32	Carl Sneepe	D	Lincoln
3/65	Brian Strait	D	US NTDP U-18
4/95	Traded to Chicago for Jocelyn Thibault		
5/125	Chad Johnson	G	Alaska-Fairbanks
6/155	Traded to Florida for Eric Cairns		
7/185	Timo Seppanen	D	IFK Jr.

## 2007

1/20	Angelo Esposito	C	Quebec
2/51	Keven Veilleux	C	Victoriaville
3/78	Robert Bortuzzo	D	Kitchener (Choice acquired from Atlanta for Chris Thorburn)
3/80	Casey Pierro-Zabotel	C	Merritt

## DRAFT PICKS ALL-TIME CONTINUED

4/111	Luca Caputi	LW	Mississauga
4/118	Alex Grant	D	Saint John
5/141	Jake Muzzin	D	Sault Ste. Marie
6/171	Dustin Jeffrey	C	Sault Ste. Marie

## 2008

1/29	Traded to Atlanta for Pascal Dupuis and Marian Hossa		
2/60	Traded to Toronto for Hal Gill		
3/90	Traded to Phoenix for Georges Laraque		
4/120	Nathan Moon	C	Kingston
5/150	Alexander Pechurskiy	G	Magnitogorsk 2
6/180	Patrick Killeen	G	Brampton
7/210	Nicholas D'Agostino	D	St. Michael's

## 2009

1/30	Simon Despres	D	Saint John
2/61	Philip Samuelsson	D	Chicago
3/63	Ben Hanowski	RW	Little Falls HS (MN) [Choice acquired from Tampa Bay for Ryan Malone and Gary Roberts]
3/91	Traded to NY Islanders for Bill Guerin		
4/121	Nick Petersen	RW	Shawinigan
5/123	Alex Veliscek	D	Delbarton HS (NJ) [Choice acquired from NY Rangers for Chad Johnson]
5/151	Andy Bathgate	C	Belleville
6/181	Viktor Ekblom	D	Oskarshamn
7/211	Traded to Montreal for 2010 sixth-round pick		

## 2010

1/20	Beau Bennett	RW	Penticton
2/50	Traded to Florida for Jordan Leopold		
<b>3/80</b>	<b>Bryan Rust</b>	<b>RW</b>	<b>US NTDP U-18</b>
4/110	Tom Kuhnhackl	RW	Landshut
5/140	Kenneth Agostino	LW	Delbarton HS (NJ)
6/152	Joe Rogalski	D	Sarnia [Choice acquired from Toronto for Chris Peluso]
6/170	Reid McNeill	D	London
6/177	Traded to Anaheim for Mattias Modig. Pick acquired from Montreal for Pittsburgh's 2009 seventh-round pick		
7/20	Traded to San Jose for 2011 seventh-round pick		

## 2011

1/23	Joseph Morrow	D	Portland
2/54	Scott Harrington	D	London
3/84	Traded to Philadelphia for the rights to Dan Hamhuis		

4/114	Traded to Edmonton with Dany Sabourin and Ryan Stone for Mathieu Garon		
5/144	Dominik Uher	RW	Spokane
<b>6/174</b>	<b>Josh Archibald</b>	<b>C</b>	<b>Brainerd HS (MN)</b>
7/204	Traded to Ottawa for Alex Kovalev		
7/209	Scott Wilson	LW	Georgetown [Choice acquired from San Jose for 2010 seventh-round pick]

## 2012

1/8	Derrick Pouliot	D	Portland [Choice acquired from Carolina with Brandon Sutter and Brian Dumoulin for Jordan Staal]
1/22	Olli Maatta	D	London
<b>2/52</b>	<b>Teddy Blueger</b>	<b>C</b>	<b>Shattuck-St. Mary's HS (MN)</b>
3/81	Oskar Sundqvist	C	Skelleftea Jr. [Choice acquired from Phoenix with Harrison Ruopp and Marc Cheverie for Zbynek Michalek]
3/83	Matt Murray	G	Sault Ste. Marie
4/92	Matia Marcantuoni	C/RW	Kitchener [Choice acquired from Columbus for Mark Letestu]
4/113	Sean Maguire	G	Powell River
5/143	Clark Seymour	D	Peterborough
6/173	Anton Zlobin	RW	Shawinigan
7/203	Traded to Washington for Tomas Vokoun		

## 2013

1/28	Traded to Calgary with Kenny Agostino and Ben Hanowski for Jarome Iginla		
<b>2/44</b>	<b>Tristan Jarry</b>	<b>G</b>	<b>Edmonton</b> [Choice acquired from Columbus for 50th and 89th picks]
2/50	Traded to Columbus for 44th pick. Pick acquired from San Jose for the rights to Tyler Kennedy		
2/58	Traded to San Jose with a 2014 second-round pick for Douglas Murray		
<b>3/77</b>	<b>Jake Guentzel</b>	<b>C</b>	<b>Sioux City</b> [Choice acquired from Dallas with Brenden Morrow for Joe Morrow and 149th pick]
4/119	Ryan Segalla	D	Salisbury Prep HS (CT)
5/149	Traded to Dallas with Joe Morrow for Brenden Morrow and 77th pick		
6/164	Dane Birks	D	Merritt [Choice acquired from Winnipeg for Eric Tangradi]
6/179	Blaine Byron	C	Smiths Falls
7/209	Troy Josephs	LW	St. Michael's

## DRAFT PICKS ALL-TIME CONTINUED

## 2014

<b>1/22</b>	<b>Kasper Kapanen</b>	<b>RW</b>	<b>KalPa (Fin)</b>
2/53	Traded to San Jose with 2013 second-round pick for Douglas Murray		
3/83	Traded to Calgary for Lee Stempniak		
4/113	Sam Lafferty	C/LW	Deerfield Academy HS (MA)
5/143	Traded to Florida with a 2015 third-round pick for Marcel Goc		
5/145	Anthony Angello	C	Omaha [Choice acquired from Anaheim for Ben Lovejoy]
6/173	Jaden Lindo	RW	Owen Sound
7/203	Jeff Taylor	D	Union College

## 2015

1/16	Traded to Edmonton with Rob Klinkhammer for David Perron		
2/46	Daniel Sprong	RW	Charlottetown
3/77	Traded to Florida with a 2014 fifth-round pick for Marcel Goc		
4/107	Traded to Toronto with Zach Sill and a 2016 second-round pick for Daniel Winnik		
5/137	Dominik Simon	C	Plzen
6/167	Frederik Tiffels	LW	Western Michigan
7/197	Nikita Pavlychev	C	Des Moines

## 2016

1/30	Traded to Toronto with Nick Spaling, Scott Harrington, Kasper Kapanen and a 2016 third-round pick for Phil Kessel, Tyler Biggs, Tim Erixon and a 2016 second-round draft pick		
2/55	Filip Gustavsson	G	Lulea Jr. [Choice acquired from Vancouver with Nick Bonino and Adam Clendening for Brandon Sutter and a 2016 third-round draft pick]
2/61	Kasper Bjorkvist	RW	Blues Jr. (Finland) [Choice re-acquired from Toronto in the Phil Kessel trade; choice had been previously traded to Toronto with Zach Sill and a 2015 fourth-round draft pick for Daniel Winnik]
3/64	Traded to Vancouver with Brandon Sutter for Nick Bonino, Adam Clendening and a 2016 second-round draft pick; choice had been previously acquired from Buffalo as compensation for the hiring of Dan Bylsma		
3/72	Traded to Toronto in the Phil Kessel trade; choice had been previously acquired from New Jersey as compensation for the hiring of John Hynes		
3/77	Connor Hall	D	Kitchener [Choice acquired from New Jersey for Beau Bennett]
3/91	Traded to Edmonton for Justin Schultz		
4/121	Ryan Jones	D	Lincoln

5/151	Niclas Almari	D	Jokerit Jr.
6/181	Joseph Masonius	D	Connecticut
7/211	Traded to St. Louis with Robert Bortuzzo for Ian Cole		

## 2017

1/31	Traded to St. Louis with Oskar Sundqvist for Ryan Reaves and 51st pick		
2/51	Zachary Lauzon	D	Rouyn-Noranda [Choice acquired from St. Louis with Ryan Reaves for Oskar Sundqvist and 31st pick]
2/62	Traded to Carolina with Danny Kristo for Ron Hainsey		
3/93	Clayton Phillips	D	Fargo
4/124	Traded to Toronto with Eric Fehr and Steve Oleksy for Frank Corrado		
5/152	Jan Drozg	LW	Leksand U18 [Choice acquired from Ottawa for Mike Condon]
5/155	Linus Olund	C	Brynas
6/186	Antti Palojarvi	D	Lukko Jr.
7/217	William Reilly	D	RPI

## 2018

1/22	Traded to Ottawa in three-team deal for Derick Brassard		
2/53	Calen Addison	D	Lethbridge
<b>2/58</b>	<b>Filip Hallander</b>	<b>C</b>	<b>Timra IK</b> [Choice acquired from Colorado for the 64th and 146th picks]
3/64	Traded to Ottawa with the 146th pick for the 58th pick. Pick acquired from Ottawa in three-team deal for Derick Brassard		
3/84	Traded to Detroit with Scott Wilson for Riley Sheahan and the 129th pick		
4/99	Traded to Vegas in three-team deal for Derick Brassard. Pick acquired from Vancouver with Andrey Pedan for Derrick Pouliot		
4/115	Traded to Tampa Bay for Mark Streit		
5/129	Justin Almeida	C	Moose Jaw [Choice acquired from Detroit with Riley Sheahan for Scott Wilson and 84th pick]
5/146	Traded to Colorado with the 64th pick for the 58th pick		
6/177	Liam Gorman	C	St. Sebastian's HS (MA)
7/208	Traded to Vegas for a 2019 seventh-round draft pick		

## 2019

<b>1/21</b>	<b>Sam Poulin</b>	<b>LW</b>	<b>Sherbrooke</b>
2/52	Traded to Florida with Derick Brassard, Riley Sheahan, the 104th pick and 114th pick for Nick Bjugstad and Jared McCann		

## DRAFT PICKS ALL-TIME CONTINUED

<b>3/74</b>	<b>Nathan Legare</b>	<b>RW</b>	<b>Baie-Comeau</b>	4/122	Traded to Arizona with Phil Kessel and Dane Birks for Alex Galchenyuk and Pierre-Olivier Joseph			
	[Choice acquired from Arizona for the 98th, 151st and 207th picks]							
3/83	Traded to Ottawa in three-team deal for Derick Brassard							
4/98	Traded to Arizona for the 74th pick. Pick acquired from Buffalo for Conor Sheary and Matt Hunwick							
4/104	Traded to Florida with Derick Brassard, Riley Sheahan, the 52nd pick and 114th pick for Nick Bjugstad and Jared McCann. Acquired from Arizona (originally Minnesota's pick) with Michael Leighton for Josh Archibald, Sean Maguire and the 176th pick. Was traded to and re-acquired from Dallas for Jamie Oleksiak							
4/114	Traded to Florida with Derick Brassard, Riley Sheahan, the 52nd pick and 104th pick for Nick Bjugstad and Jared McCann							
<b>5/145</b>	<b>Judd Caulfield</b>	<b>RW</b>	<b>USNTDP</b>	<b>5/154</b>	<b>Isaac Belliveau</b>	<b>D</b>	<b>Gatineau</b>	
5/151	Traded to Arizona for the 74th pick. Acquired from Chicago (originally belonged to Tampa Bay) with Dominik Kahun for Olli Maatta				6/186	Traded to Edmonton for John Marino		
6/176	Traded to Arizona with Josh Archibald and Sean Maguire for Michael Leighton and the 104th pick				<b>7/194</b>	<b>Ryan McCleary</b>	<b>D</b>	<b>Portland</b>
<b>7/203</b>	<b>Valtteri Puustinen</b>	<b>RW</b>	<b>HPK</b>		[Choice acquired from Anaheim for Erik Gudbranson]			
	[Choice acquired from Vegas for the 2018 208th pick]				<b>7/215</b>	<b>Daniel Laatsch</b>	<b>D</b>	<b>Sioux City</b>
7/207	Traded to Arizona for the 74th pick					[Choice acquired from Washington for the 2020 211th pick]		
<b>7/211</b>	<b>Santeri Airola</b>	<b>D</b>	<b>Saipa Jr.</b>	<b>7/218</b>	<b>Kirill Tankov</b>	<b>F</b>	<b>Morozova/St. Petersburg</b>	
	[Choice acquired from San Jose for a 2020 7th round pick]							

## 2020

<b>1/15</b>	Traded to Toronto with Evan Rodrigues, David Warsofsky and Filip Hallander for Kasperii Kapanen, Pontus Aberg and Jesper Lindgren			
2/46	Traded to Vegas for expansion draft considerations			
<b>2/52</b>	<b>Joel Blomqvist</b>	<b>G</b>	<b>Karpat</b>	
	[Choice acquired from Ottawa along with Jonathan Gruden for Matt Murray]			
3/77	Calle Clang	G	Kristianstads IK	
<b>4/108</b>	<b>Lukas Svejkovsky</b>	<b>F</b>	<b>Medicine Hat</b>	
<b>5/139</b>	Traded to Colorado for the 149th and 211st overall picks			
<b>5/149</b>	<b>Raivis Ansons</b>	<b>F</b>	<b>Baie-Comeau</b>	
	[Choice acquired from Colorado with the 211st pick for the 139th overall pick]			
<b>6/170</b>	<b>Chase Yoder</b>	<b>F</b>	<b>USNTDP</b>	
7/201	Traded to San Jose for 2019 211st pick used to select Santeri Airola			
7/211	Traded to Washington for a 2021 7th round pick			

## 2021

1/26	Traded to Minnesota with Alex Galchenyuk and Calen Addison for Jason Zucker			
<b>2/58</b>	<b>Tristan Broz</b>	<b>F</b>	<b>Fargo</b>	
3/90	Traded to San Jose for Patrick Marleau			

## 2022

<b>1/21</b>	<b>Owen Pickering</b>	<b>D</b>	<b>Swift Current</b>
2/53	Traded to Anaheim with Zach Aston-Reese, Dominik Simon and Calle Clang for Rickard Rakell		
3/86	Traded to Los Angeles for Jeff Carter		
<b>4/118</b>	<b>Sergey Murashov</b>	<b>G</b>	<b>Loko-76 Yaroslavl</b>
<b>5/150</b>	<b>Zam Plante</b>	<b>F</b>	<b>Chicago</b>
<b>6/167</b>	<b>Nolan Collins</b>	<b>D</b>	<b>Sudbury</b>
	[Choice acquired from Chicago for Liam Gorman]		
<b>6/182</b>	<b>Luke Devlin</b>	<b>F</b>	<b>St. Andrew's College</b>
7/214	Traded to Florida for a 2023 seventh-round pick		

# CIVIC/MELLON ARENA

1 9 6 9 – 2 0 1 0

The Civic Arena served as the home of the Penguins from their inception in 1967 until its final season of operation in 2009-10 – a span of 43 years. The dome-shaped structure in the heart of uptown Pittsburgh was affectionately known throughout the region as “The Igloo.”

The arena, which was renamed Mellon Arena in 1999 through its final year of operation in 2010, was originally built for the Civic Light Opera in 1961. During its final season as the home venue for the Penguins, it was the oldest facility in the National Hockey League.


During its lifetime the Civic Arena hosted signature league events like the Stanley Cup Final four times, the semi/conference finals seven times, the 1990 NHL All-Star Game and the 1997 NHL Draft.

The arena featured a retractable stainless steel roof and was part of a controlled demolition project. The final NHL game ever played in the building was on May 12, 2010, a playoff contest against the Montreal Canadiens. Following the contest the ice was melted into a jar and then ceremoniously poured onto the center ice dot of PPG Paints Arena prior to the new state-of-the-art venue’s first game by Penguins owner and Hall of Fame player Mario Lemieux.

The Penguins were the main tenant of the Civic Arena. But it also served as the home site for the American Hockey League’s Pittsburgh Hornets, Duquesne University basketball, the Pittsburgh Pipers and Pittsburgh Condors of the old American Basketball Association in the 1960s and 70s, and the Pittsburgh Spirit.







The Civic Arena hosted NCAA men's and women's basketball tournaments, boxing matches featuring Muhammad Ali and Sonny Liston, the Harlem Globetrotters, professional wrestling, ice skating and gymnastics competitions, world team tennis matches, concerts from such legendary acts as the Beatles, Frank Sinatra and Elvis Presley, Hollywood films and political rallies.

The Civic Arena held a capacity of 12,580 seats in its first year in 1967. A series of expansions and modernization improvements raised the capacity to 16,940 and over 17,000 with standing-room only access.



**THE FINAL NHL GAME EVER PLAYED IN THE BUILDING WAS ON MAY 12, 2010, A PLAYOFF CONTEST AGAINST THE MONTREAL CANADIENS.**

# CIVIC/MELLON ARENA RECORDS

## TEAM RECORDS

### MOST GOALS IN ONE GAME

<b>Pittsburgh</b>	12	Dec. 26, 1991 - in a 12-1 win vs. Toronto March 15, 1975 - in a 12-1 win vs. Washington
<b>Opponent</b>	11	Nov. 25, 1992 - by NY Rangers in an 11-3 win at Pittsburgh

### MOST SHOTS IN GAME

<b>Pittsburgh</b>	65	March 15, 1975 - in a 12-1 win vs. Washington
<b>Opponent</b>	55	Oct. 23, 1976 - by Montreal in a 9-1 win at Pittsburgh

### MOST PENALTY MINUTES IN A GAME

<b>Pittsburgh</b>	144	Jan. 19, 1980 - in a 5-2 loss vs. Edmonton
<b>Opponent</b>	123	Jan. 19, 1980 - by Edmonton in a 5-2 win at Pittsburgh

### MOST GOALS IN A PERIOD

<b>Pittsburgh</b>	8	Dec. 17, 1991 - in a 10-2 win vs. San Jose (2nd period)
<b>Opponent</b>	6	Six times - last time - Nov. 25, 1992 by NY Rangers in an 11-3 win at Pittsburgh (3rd period)

## INDIVIDUAL RECORDS

### MOST GOALS IN A GAME

<b>Pittsburgh</b>	5	Mario Lemieux, March 26, 1996 in an 8-4 win vs. St. Louis Mario Lemieux, Dec. 31, 1988 in an 8-6 win vs. New Jersey
<b>Opponent</b>	4	John Madden, (New Jersey), Oct. 28, 2000 - in a 9-0 win at Pittsburgh Randy McKay, (New Jersey), Oct. 28, 2000 - in a 9-0 win at Pittsburgh Mike Ridley, (Washington), Oct. 11, 1988 - in an 8-7 loss at Pittsburgh Wayne Gretzky, (Edmonton), Feb. 22, 1984 - in a 9-2 win at Pittsburgh Denis Maruk, (California), Nov. 18, 1975 - in a 5-3 win at Pittsburgh

### MOST ASSISTS IN A GAME

<b>Pittsburgh</b>	6	Mario Lemieux, Nov. 1, 1995 - in a 10-0 win vs. Tampa Bay Mario Lemieux, Oct. 15, 1988 - in a 9-2 win vs. St. Louis Greg Malone, Nov. 28, 1979 - in a 7-2 win vs. Quebec Ron Stackhouse, March 8, 1975 - in an 8-2 win vs. Philadelphia
<b>Opponent</b>	6	Patrik Sundstrom, (Vancouver), Feb. 29, 1984 - in a 9-5 win at Pittsburgh

### MOST POINTS IN A GAME

<b>Pittsburgh</b>	8	Mario Lemieux, Dec. 31, 1988 - in an 8-6 win vs. New Jersey Mario Lemieux, Oct. 15, 1988 - in a 9-2 win vs. St. Louis
<b>Opponent</b>	7	Patrik Sundstrom, (Vancouver), Feb. 29, 1984 - in a 9-5 win at Pittsburgh

### MOST PENALTY MINUTES IN A GAME

<b>Pittsburgh</b>	51	Russ Anderson, Jan. 19, 1980 - in a 5-2 loss vs. Edmonton
<b>Opponent</b>	34	Dave Lumley, (Edmonton), Jan. 19, 1980 - in a 5-2 win at Pittsburgh

### MOST SAVES IN A GAME

<b>Pittsburgh</b>	51	Tom Barrasso, Jan. 31, 1998 - in a 4-2 win vs. Detroit
<b>Opponent</b>	53	Wayne Thomas, (Montreal), March 10, 1974 - in a 5-4 win at Pittsburgh

# HISTORIC DATES

- JUNE 5, 1967** – Pittsburgh Penguins franchise joins the National Hockey League.
- OCTOBER 11, 1967** – Penguins' first NHL game is played at the Civic Arena vs. Montreal. Penguins lose to Montreal, 2-1, with 9,307 fans on hand. Andy Bathgate scores the Penguins' first goal.
- OCTOBER 13, 1967** – Penguins record first victory as they defeat St. Louis, 3-1, on the road.
- FEBRUARY 3, 1968** – Penguins' first sellout at Civic Arena vs. Toronto (12,563).
- APRIL 1, 1970** – Penguins defeat Philadelphia, 4-1, to clinch second place in the Western Division, putting them in the playoffs for the first time.
- APRIL 8, 1970** – Penguins defeat Oakland, 2-1, in club's first playoff game.
- APRIL 13, 1971** – Michel Briere dies from injuries suffered in an auto accident on May 15, 1970.
- JANUARY 30, 1973** – Greg Polis wins MVP honors at NHL All-Star Game in New York after scoring two goals.
- JANUARY 22, 1975** – Syl Apps named MVP in the NHL All-Star Game in Montreal after scoring two goals.
- FEBRUARY 22, 1975** – Penguins defeat St. Louis, 3-2, to establish a 20-game home unbeaten streak, which is still a club record.
- JUNE 13, 1975** – Pittsburgh Penguins declare bankruptcy.
- JULY 11, 1975** – Albert Savill, Otto Frenzel and Wren Blair buy Penguins.
- MARCH 24, 1976** – Jean Pronovost becomes the first Penguin to score 50 goals in a season and Pierre Larouche becomes first Penguin to record 100 points in one season vs. Boston.
- DECEMBER 3, 1976** – Aldege "Baz" Bastien named club's general manager.
- APRIL 5, 1978** – Edward J. DeBartolo takes control of the club, having purchased one-third of the franchise the year before.
- JANUARY 3, 1980** – Penguins defeat New York Islanders, 4-3, to gain first place in the Norris Division for the first time in club history.
- JANUARY 30, 1980** – Black and gold uniform worn for the first time vs. St. Louis.
- DECEMBER 13, 1980** – Paul Gardner becomes first Penguins player to score four goals in one game in a 6-5 loss to Philadelphia.
- JUNE 4, 1981** – Randy Carlyle wins the Norris Trophy as the league's best defenseman and Rick Kehoe wins the Lady Byng Trophy as the player who combines sportsmanship with a high standard of play.
- FEBRUARY 21, 1982** – Penguins defeat the New York Islanders, 4-3, to break their then NHL-record 15-game winning streak.
- MARCH 15, 1983** – General manager Baz Bastien dies as a result of an auto accident.
- MAY 27, 1983** – Ed Johnston is promoted to general manager.
- JUNE 9, 1984** – Penguins draft Mario Lemieux, Doug Bodger and Roger Belanger in the first round of the NHL Draft, marking the first time in club history that Pittsburgh selected more than one player in the first round.
- JUNE 19, 1984** – Mario Lemieux signs a contract with the Penguins.
- OCTOBER 11, 1984** – Mario Lemieux scores a goal on the first shot of his first shift in his first NHL game against Boston's Pete Peeters.
- APRIL 7, 1985** – Mario Lemieux scores his 100th point to become the third rookie in NHL history to score 100 or more points in a season.
- JUNE 12, 1985** – Mario Lemieux wins the Calder Memorial Trophy as the NHL's top rookie.
- MAY 26, 1986** – Mario Lemieux wins the Lester B. Pearson Award presented by the Players' Association to the Most Outstanding Player in the NHL.
- DECEMBER 4, 1987** – Mario Lemieux named Penguins captain.
- JUNE 8, 1988** – Mario Lemieux wins the Art Ross Trophy as the NHL's leading scorer and Hart Memorial Trophy as the league's MVP, becoming the first Penguin to win either award.
- DECEMBER 31, 1988** – Mario Lemieux becomes the first player in NHL history to score five goals five different ways in one game: at even strength, on the power play, shorthanded, on a penalty shot and into an empty net.
- APRIL 25, 1989** – Mario Lemieux ties two NHL playoff records with five goals and eight points in one playoff game vs. Philadelphia in the Penguins' 10-7 win.
- JUNE 7, 1989** – Mario Lemieux wins his second consecutive Art Ross Trophy as the league's top scorer with a franchise-record 199 points.
- DECEMBER 5, 1989** – Craig Patrick is named general manager/head coach.
- JANUARY 21, 1990** – Pittsburgh's Civic Arena plays host to the NHL All-Star Game for the first time and Penguins center Mario Lemieux wins the MVP award. Lemieux scores four goals on his way to his third All-Star MVP award.
- FEBRUARY 14, 1990** – Mario Lemieux's 46-game point scoring streak is halted at the New York Rangers as he leaves the game midway in the second period with a back injury. Lemieux would miss the next 21 games before returning for the final game of the year.
- JUNE 12, 1990** – Bob Johnson is hired as the head coach and Scotty Bowman is named director of development and recruitment.
- DECEMBER 22, 1990** – Paul Coffey records his 1,000th career NHL point at New York against the Islanders.
- MARCH 4, 1991** – Penguins acquire Ron Francis, Ulf Samuelsson and Grant Jennings from Hartford for John Cullen, Zarley Zalapski and Jeff Parker.
- MARCH 27, 1991** – Penguins win their first division title, capturing the Patrick Division crown with a 7-4 win at Detroit.
- APRIL 13, 1991** – Goaltender Frank Pietrangelo makes 'The Save' against the New Jersey Devils' Petr Stastny, reaching to his left to make an improbable glove save to prevent a wide-open Stastny from putting the puck into an open net. Pittsburgh went on to win that game, 4-3, to send the series to a Game 7, which the Penguins won two days later, 4-0, at the Civic Arena.
- APRIL 25, 1991** – With a 4-1 win vs. Washington, the Penguins win their first Patrick Division playoff championship.
- MAY 11, 1991** – The Penguins earn the right to play for their first Stanley Cup championship, beating the Boston Bruins to capture their first Wales Conference championship.

## HISTORIC DATES CONTINUED

**MAY 25, 1991** – With an 8-0 victory over the Minnesota North Stars, the Penguins become Stanley Cup champions for the first time in their 24-year history.

**JUNE 24, 1991** – The Penguins visit the White House and meet President George H.W. Bush.

**AUGUST 29, 1991** – Penguins head coach Bob Johnson is diagnosed with brain tumors, and has emergency surgery that night.

**OCTOBER 1, 1991** – Scotty Bowman is named interim head coach.

**OCTOBER 17, 1991** – In a game against the New York Islanders, Paul Coffey records his 1,053rd career point to become the NHL's all-time leading scorer among defensemen, passing Denis Potvin.

**OCTOBER 19, 1991** – Stanley Cup championship banners are raised to the Civic Arena roof in a pregame ceremony.

**NOVEMBER 26, 1991** – Bob Johnson passes away at his home in Colorado Springs, CO at the age of 60.

**JANUARY 18, 1992** – Pittsburgh has a record five players in the NHL All-Star Game at Philadelphia. Mario Lemieux, Kevin Stevens, Jaromir Jagr and Paul Coffey are named to the starting Wales Conference lineup while Bryan Trottier is added to the team in the veterans category.

**MARCH 24, 1992** – Mario Lemieux records his 1,000th career NHL point at Detroit in only his 513th career game, becoming the second-fastest player to record 1,000 points in NHL history.

**MAY 23, 1992** – Penguins defeat the Boston Bruins in four games to win the Wales Conference championship for the second consecutive season.

**MAY 26, 1992** – Mario Lemieux ends one of the greatest games in Stanley Cup Final history by depositing a Larry Murphy rebound behind Chicago's Ed Belfour with less than 13 seconds left in regulation, completing a 5-4 Penguins' comeback win in Game 1 of the Cup Final. Chicago led by scores of 3-0 and 4-1. Jaromir Jagr tied the game at 4-4 with less than five minutes remaining in the third period, scoring a sensational goal where he eluded three different Chicago defenders.

**JUNE 1, 1992** – Penguins defeat the Chicago Blackhawks in four games to win back-to-back Stanley Cup championships.

**JUNE 12, 1992** – Penguins unveil new team logo at a press conference.

**JANUARY 12, 1993** – The Penguins announce that Mario Lemieux has been diagnosed with Hodgkin's disease.

**MARCH 2, 1993** – Mario Lemieux returns to the Penguins' lineup in Philadelphia after missing the previous 23 games.

**APRIL 3, 1993** – Penguins win their first Presidents' Trophy as the NHL's best team with a 5-3 win at Quebec.

**APRIL 9, 1993** – Penguins set an NHL record for the longest winning streak in league history, with their 16th consecutive win, a 10-4 victory at the New York Rangers. The Penguins extend the record to 17 games with a 4-2 win vs. the Rangers on April 10.

**OCTOBER 28, 1993** – Ron Francis records his 1,000th career NHL point against Quebec.

**AUGUST 29, 1994** – Mario Lemieux announces that he will take a one-year medical leave of absence.

**FEBRUARY 7, 1995** – Joe Mullen records his 1,000th career point

against the Florida Panthers to become the first American-born player to record 1,000 or more points.

**FEBRUARY 16, 1995** – The Penguins defeat the Hartford Whalers, 5-2, to extend their club record start of the season unbeaten streak to 13 games (12-0-1).

**MAY 3, 1995** – Jaromir Jagr records one assist against Florida to win the NHL scoring title with a league-best 70 points (32G-38A).

**MAY 20, 1995** – ICEOPLEX at Southpointe opens to the public.

**OCTOBER 26, 1995** – Mario Lemieux scores his 500th career goal at the New York Islanders at 17:12 of the third period against Tommy Soderstrom.

**APRIL 24, 1996** – Petr Nedved ends the second-longest overtime game in Penguins history by scoring a power-play goal at 19:15 of the fourth overtime to secure a 3-2 Pittsburgh victory against the Washington Capitals in Game 4.

**JANUARY 15, 1997** – Patrick Lalime sets the NHL record for best start by a rookie goaltender from the beginning of his career with a 3-0 win at Hartford. The win boosted his record to 13-0-2.

**JANUARY 21, 1997** – Patrick Lalime sets the Penguins record for longest unbeaten streak with a 4-2 win vs. Calgary, running his record to 14-0-2.

**JANUARY 26, 1997** – Mario Lemieux scores four goals in one period at Montreal, becoming the 11th player to accomplish the feat.

**FEBRUARY 4, 1997** – Mario Lemieux scores his 600th goal vs. the Vancouver Canucks, becoming just the seventh player to reach the mark.

**MARCH 14, 1997** – Joe Mullen scores his 500th career goal in a game against Colorado, becoming the first U.S.-born player to score 500.

**MARCH 29, 1997** – Ron Francis scores his 400th career goal vs. the Los Angeles Kings, making the Penguins the first team to have players record their 400th, 500th and 600th goals in the same season.

**APRIL 26, 1997** – Mario Lemieux plays his last game, a 6-3 playoff loss in Philadelphia, before entering his first retirement.

**MAY 13, 1997** – In a formal ceremony, Mayor Tom Murphy renames Auditorium Place, the street encircling the Civic Arena, Mario Lemieux Place. The Civic Arena's address becomes 66 Mario Lemieux Place.

**OCTOBER 19, 1997** – Tom Barrasso records his 300th career win in a 4-1 win at Florida, becoming the first American-born goaltender to record 300 wins.

**NOVEMBER 17, 1997** – The Hockey Hall of Fame waives its usual three-year waiting period and inducts Mario Lemieux into the hallowed halls.

**NOVEMBER 19, 1997** – Mario Lemieux's No. 66 is retired and raised to the Civic Arena rafters in a pregame ceremony before a standing-room-only crowd of 17,145.

**FEBRUARY 22, 1998** – The Czech Republic wins the first-ever Olympic Games featuring NHL players, defeating Russia, 1-0, in the gold medal game in Nagano, Japan. Pens' players Jaromir Jagr, Robert Lang, Jiri Slegr and Martin Straka win gold medals with the Czech Republic; Darius Kasparaitis and Aleksey Morozov take silver medals with Russia; and Tuomas Gronman earns a bronze medal with Finland.

**MARCH 21, 1998** – Ron Francis becomes the seventh player to record

## HISTORIC DATES CONTINUED

- his 1,000th career assist, and the Penguins become the 10th NHL team to reach the 1,000-win plateau with a 4-3 win over the Philadelphia Flyers.
- OCTOBER 13, 1998** – The Penguins file for Chapter 11 bankruptcy protection.
- MAY 2, 1999** – Jaromir Jagr delivers one of the most-clutch performances in team history, helping the Penguins record a 3-2 overtime victory in Game 6 of the Eastern Conference Quarterfinals against the New Jersey Devils. Jagr sends the game to overtime by scoring with 2:12 remaining in regulation. He then converts a Martin Straka pass behind Martin Brodeur for the game-winner 8:59 minutes into overtime. Jagr's heroics come after he was questionable for the contest due to a groin injury. Pittsburgh goes on to win the series in seven games two days later in New Jersey.
- JUNE 24, 1999** – Mario Lemieux's group is confirmed as the new ownership of the Penguins.
- JUNE 24, 1999** – Jaromir Jagr becomes the second Penguins player to capture the Hart Trophy as the National Hockey League's most valuable player. He also becomes the second to win the Lester B. Pearson Award.
- MAY 4, 2000** – The Penguins and Flyers play the third-longest game in NHL history, a five-overtime, 152:01 marathon which the Flyers win, 2-1. Penguins goaltender Ron Tugnutt makes 70 saves in the game.
- SEPTEMBER 16-23, 2000** – The Penguins open their second week of training camp with an exhibition game in Wilkes-Barre/Scranton, and spend the next week at the home of their AHL affiliate.
- OCTOBER 7, 2000** – The Penguins face off against the Nashville Predators just outside of Tokyo, Japan to open up their 2000-01 regular season.
- NOVEMBER 11, 2000** – USA Hockey announces that Penguins general manager Craig Patrick will take on the same capacity for the 2002 U.S. Olympic team, and former Penguins head coach and scout Herb Brooks will coach the team.
- NOVEMBER 13, 2000** – Joe Mullen is inducted into the Hockey Hall of Fame in Toronto.
- DECEMBER 8, 2000** – The Penguins announce that Mario Lemieux will attempt to make a comeback after three-and-a-half years of retirement.
- DECEMBER 12, 2000** – Lemieux makes the announcement official at a press conference, saying he is coming back to the league so that his young son Austin can watch him play.
- DECEMBER 19, 2000** – More than 500 people cram the bleachers to watch Lemieux in his first practice with the team.
- DECEMBER 27, 2000** – Lemieux returns to the Penguins active roster in a game against the Toronto Maple Leafs at home, and puts three points (1G-2A) on the scoresheet. Pittsburgh wins the historic contest, 5-0.
- DECEMBER 30, 2000** – Lemieux notches four points (1G-3A) in a 5-3 win over the Ottawa Senators, giving him 1,500 points for his career. Jagr hits the 1,000 point mark in the same game.
- MARCH 31, 2001** – The Penguins clinch a then team record 11th straight postseason appearance with a 5-3 win over the St. Louis Blues.
- MAY 10, 2001** – Darius Kasparaitis – who had one goal in 55 previous playoff games – beats Dominik Hasek of Buffalo in overtime to give the Penguins a 3-2 win. The victory secures a spot in the Eastern Conference Final against the New Jersey Devils, the Penguins' fourth trip to a conference finals.
- JULY 11, 2001** – The Penguins trade Jaromir Jagr and Frantisek Kucera to the Washington Capitals in exchange for Kris Beech, Michal Sivek and Ross Lupaschuk.
- FEBRUARY 8, 2003** – Mario Lemieux records his 1,000th career assist in Boston against the Bruins.
- OCTOBER 29, 2003** – Mario Lemieux's assist on Dick Tarnstrom's first-period goal gives him 1,700 points for his career.
- JUNE 10, 2004** – Paul Coffey and Larry Murphy are named to the Hockey Hall of Fame's class of 2004.
- JULY 22, 2005** – The Penguins win the NHL Draft Lottery, receiving the right to the first-overall pick in the 2005 Draft.
- JULY 30, 2005** – The Penguins select Sidney Crosby with the first-overall selection in the 2005 NHL Draft.
- OCTOBER 5, 2005** – Sidney Crosby appears in his first NHL game and records an assist in a 5-1 loss at New Jersey.
- DECEMBER 16, 2005** – Mario Lemieux plays his last NHL game, a 4-3 home loss to Buffalo, due to atrial fibrillation (irregular heartbeat).
- JANUARY 24, 2006** – Mario Lemieux announces his retirement as a player from the NHL.
- APRIL 17, 2006** – Sidney Crosby becomes the youngest player in NHL history to reach 100 points with three assists in a 6-1 win over the New York Islanders.
- MAY 25, 2006** – Penguins hire Ray Shero as general manager.
- OCTOBER 18, 2006** – Evgeni Malkin makes his NHL debut and scores a goal against New Jersey's Martin Brodeur.
- NOVEMBER 1, 2006** – Evgeni Malkin becomes the first player in 89 years to tally goals in each of his first six NHL games. Malkin tallies the milestone goal at 8:29 of the first period and added the game-winner at 2:45 of overtime in the Penguins' 4-3 victory at Los Angeles. Before Malkin, only three players in NHL history had scored at least one goal in each of their first six (or more) games and all did so in 1917-18, the NHL's inaugural season: Montreal's Joe Malone (14 games); Ottawa's Cy Denny (12); and Montreal's Newsy Lalonde (8).
- DECEMBER 15, 2006** – Ryan Malone scores his first career hat trick. Malone's father, Greg, had a hat trick for the Penguins in 1978-79. The Malones are the second father/son pair to record a hat trick for the same franchise in NHL history. Ken Hodge Sr. and Ken Hodge Jr. did it for the Bruins.
- JANUARY 24, 2007** – Sidney Crosby leads the fan balloting for the NHL All-Star Game with 825,783 votes. At 19 years, five months, Crosby is the youngest player voted to start the All-Star Game since fan balloting began in 1986. The youngest starter previously was the Penguins' Jaromir Jagr, elected to the Prince of Wales Conference lineup for the 1992 All-Star Game in Philadelphia (19 years, 11 months).
- FEBRUARY 10, 2007** – Jordan Staal becomes the youngest player (18 years, 153 days) to record a hat trick in NHL history. He breaks the record held by Jack Hamilton, who was 18 years, 185 days old when he tallied four goals for Toronto against the NY Rangers on Dec. 4, 1943.
- FEBRUARY 14, 2007** – Evgeni Malkin scores a goal to give him at least one point in 13-straight home games, which breaks the Penguins

## HISTORIC DATES CONTINUED

- rookie record established by Mario Lemieux in 1984-85. Malkin had 20 points (5G-15A) in that 13-game span. Malkin extends his franchise-record home point streak to 14 games (6G-15A) with a goal against the Capitals on January 24, the longest such streak by a rookie on any team in NHL history since Teemu Selanne had a pair of 13-game home point streaks for Winnipeg in 1992-93.
- MARCH 2, 2007** – With a first-period goal against Carolina's Cam Ward, Sidney Crosby becomes the youngest player in NHL history to reach 200 career points at 19 years, 207 days. Wayne Gretzky is the only other player in NHL history to reach 200 career points while still a teenager (19 years, 347 days).
- MARCH 4, 2007** – The Penguins complete a season sweep of the Flyers with a 4-3 shootout victory at Mellon Arena. It gave the Penguins wins in all eight of their games with Philadelphia in 2006-07. It is the first time Pittsburgh has beaten an opponent eight times in one season. Previously, the only teams Pittsburgh had swept in a season series of six or more games were Boston (6-0-0, 1993-94), Ottawa (6-0-0, 1995-96) and Carolina (6-0-0, 1997-98).
- MARCH 6, 2007** – Jordan Staal tallies his seventh shorthanded goal of the year to set a NHL rookie record.
- MARCH 13, 2007** – Governor Ed Rendell, Allegheny County Chief Executive Dan Onorato and Mayor Luke Ravenstahl join Pittsburgh Penguins co-owners Mario Lemieux and Ron Burkle in announcing a deal for a new multi-purpose arena that will keep the Penguins in Pittsburgh for at least the next 30 years.
- APRIL 7, 2007** – Sidney Crosby records two assists to wrap up the Art Ross Trophy with 120 points in 79 games. At 19 years, eight months, Crosby becomes the youngest player in NHL history to win the Art Ross Trophy. Crosby is the youngest scoring champion in any major professional sport. He is the only teenager to win the Art Ross Trophy in league history. The next-youngest was Wayne Gretzky, who won the title at 20 years and 3 months at the conclusion of the 1980-81 season.
- MAY 31, 2007** – Sidney Crosby is named Penguins captain. At 19 years, nine months (297 days) he becomes the youngest team captain in NHL history (since surpassed).
- DECEMBER 20, 2007** – Mario Lemieux, a Hockey Hall of Famer, was selected to join the International Ice Hockey Federation Hall of Fame in the player's category.
- DECEMBER 23, 2007** – Penguins fans establish a franchise record with the 31st-straight regular-season sellout at Mellon Arena. The Penguins previously recorded 30-straight regular-season sellouts between 1988 and 1989 – the final 28 games of the 1988-89 season and the first two of 1989-90.
- JANUARY 1, 2008** – Sidney Crosby's shootout goal gives the Penguins a 2-1 win over Buffalo at the NHL Winter Classic in Orchard Park, NY at Ralph Wilson Stadium. It was the NHL's first regular-season outdoor game in the United States.
- MAY 18, 2008** – With a 6-0 shutout, the Penguins win their first-ever playoff series against Philadelphia and advance to the Stanley Cup Final for only the third time in team history.
- JUNE 2, 2008** – In one of the most thrilling games in Penguins history, the team rallied from a 3-1 deficit to post a 4-3 win in triple overtime of Game 5 of the Stanley Cup Final. Max Talbot scored with 35 seconds left in regulation to knot the game at 3-3 and Petr Sykora scored the winner 9:57 into the third overtime. It was the fifth-longest game in Stanley Cup Final history. Marc-Andre Fleury stopped 55 of the 58 shots he faced in the contest.
- OCTOBER 2, 2008** – The Penguins play a preseason game in Helsinki, Finland, against Jokerit of the Finnish Elite League at Hartwall Arena. Pittsburgh won the game 4-1.
- OCTOBER 4, 2008** – The Penguins open the season with back-to-back games against the Ottawa Senators in Stockholm, Sweden, as part of the NHL's Bridgestone NHL Premiere.
- OCTOBER 18, 2008** – Sidney Crosby nets a milestone hat trick in Pittsburgh's 4-1 victory over the Toronto Maple Leafs. Crosby hits three career marks in the game with his 100th goal, 200th assist and 300th point. Evgeni Malkin notches his 200th career point on Crosby's 100th goal. That puck is cut in half for the two players to share.
- DECEMBER 15, 2008** – CONSOL Energy Inc. and the Pittsburgh Penguins announce a deal for the naming rights for the new Pittsburgh multi-purpose arena. CONSOL Energy Center becomes home to the Pittsburgh Penguins in the 2010-11 NHL season.
- FEBRUARY 15, 2009** – The Penguins name Dan Bylsma interim head coach.
- FEBRUARY 16, 2009** – Dan Bylsma makes his Penguins coaching debut in a 3-2 shootout loss to the New York Islanders.
- FEBRUARY 19, 2009** – Dan Bylsma wins his first NHL game as head coach, a 5-4 decision over Montreal.
- MARCH 8, 2009** – Pittsburgh's 4-3 shootout victory at Washington ends the best five-game road trip in club history. The Penguins were a perfect 5-0.
- APRIL 11, 2009** – Pittsburgh finishes the season with a 3-1 victory at Montreal. The Penguins went 18-3-4 for 40 points after Dan Bylsma was named interim head coach. Bylsma ties a record for the best 25-game start in NHL history for a coach hired during a season, joining Bep Guidolin (20-5-0, 40 points) with Boston in 1972-73. Bylsma's 40 points also tie him for second all-time for any coach's first 25 games, behind only Todd McLellan's 43 points (21-3-1; '08-'09) in San Jose.
- MAY 4, 2009** – Game 2 of the conference semifinals features dueling hat tricks between superstars. Both Sidney Crosby and Washington's Alex Ovechkin recorded their first career postseason hat tricks.
- MAY 26, 2009** – The Penguins advance to their second straight Stanley Cup Final by eliminating the Hurricanes in a four-game sweep with a 4-1 Game 4 victory at Carolina.
- JUNE 12, 2009** – Max Talbot scores both Pittsburgh goals in a 2-1 Game 7 victory at Detroit to lift the Penguins to their third Stanley Cup championship in franchise history.
- JUNE 12, 2009** – Evgeni Malkin is named the Conn Smythe winner as postseason MVP, the third-youngest recipient of the award, after posting 36 postseason points (14G-22A).
- JUNE 12, 2009** – Evgeni Malkin becomes the fifth player in NHL history since expansion to win the regular-season and postseason scoring title, and first since Mario Lemieux (1992).
- JUNE 12, 2009** – Sidney Crosby becomes the youngest captain in NHL history to lead his team to a Stanley Cup championship.
- JUNE 15, 2009** – Nearly 400,000 fans pack the streets of downtown Pittsburgh for the Penguins' Stanley Cup victory parade.
- SEPTEMBER 10, 2009** – The Penguins visit President Barack Obama at

## HISTORIC DATES CONTINUED

the White House.

- OCTOBER 2, 2009** – The Penguins raise their 2009 Stanley Cup championship banner as part of a spectacular pregame ceremony in their final home opener at Mellon Arena. Pittsburgh then bested the New York Rangers, 3-2.
- NOVEMBER 19, 2009** – Captain Sidney Crosby becomes one of 12,000 Canadians to carry the Vancouver 2010 Olympic Torch when he marches with the torch for three miles through downtown Halifax in his native province of Nova Scotia, Canada.
- FEBRUARY 16, 2010** – The Penguins send five Olympians to the 2010 Winter Games in Vancouver: Brooks Orpik (United States); Sidney Crosby and Marc-Andre Fleury (Canada); Evgeni Malkin and Sergei Gonchar (Russia).
- APRIL 8, 2010** – The Penguins defeat the New York Islanders, 7-3, in the final regular-season contest at Mellon Arena. Prior to the game the Penguins hold a ceremony honoring more than 50 alumni, including Hall of Famers Mario Lemieux, Paul Coffey, Bryan Trottier, Craig Patrick and Larry Murphy.
- APRIL 8, 2010** – Sidney Crosby becomes the third-youngest player (22 years, 244 days) in NHL history to reach 500 points with an assist.
- APRIL 8, 2010** – Bill Guerin scores the final goal in regular-season history at Mellon Arena when he tallies 1:46 into the third period. Pascal Dupuis and Sidney Crosby pick up the assists.
- APRIL 11, 2010** – Sidney Crosby scores his 50th and 51st goals of the season to win his first-ever Maurice “Rocket” Richard Trophy as the NHL goal-scoring leader. Crosby is the second Penguin (Mario Lemieux) to lead the league in goals, and eighth Penguin to score 50 goals in a season.
- MAY 12, 2010** – Despite goals from Chris Kunitz and Jordan Staal, the Penguins fall to the Montreal Canadiens, 5-2, in Game 7 of the Eastern Conference semifinals in what proves to be the final game in the history of Mellon Arena. Staal scores the Penguins’ final goal at the “Igloo” with 3:30 minutes to play in the second period. Montreal’s Brian Gionta tallies the final goal at the 10-minute mark of the third period.
- JULY 27, 2010** – Hall of Fame owner Mario Lemieux and captain Sidney Crosby become the first people to skate on the ice at CONSOL Energy Center.
- AUGUST 2, 2010** – The Penguins officially take operating control of CONSOL Energy Center.
- AUGUST 18, 2010** – Sir Paul McCartney officially opens CONSOL Energy Center by performing his “Up and Coming 2010 Tour” as part of the arena’s Grand Opening Concert.
- SEPTEMBER 18, 2010** – The Penguins hold their first official practice at CONSOL Energy Center when the team takes the ice for the first day of training camp.
- SEPTEMBER 22, 2010** – The Penguins defeat Detroit, 5-1, in the first-ever (preseason) hockey game at CONSOL Energy Center.
- OCTOBER 7, 2010** – The Penguins officially open CONSOL Energy Center as players and coaches enter the arena through a red-carpet ceremony. Hall of Fame owner Mario Lemieux concludes a riveting pregame ceremony by pouring water from the Mellon Arena ice onto the new surface at center ice. The Pens falls to the Flyers, 3-2, in the first-ever game.
- OCTOBER 15, 2010** – Alex Goligoski’s overtime game-winning goal secures a 3-2 defeat of the NY Islanders and the Penguins’ first-ever win at CONSOL Energy Center.
- NOVEMBER 17, 2010** – The Penguins’ consecutive sellout streak tops the three-million fan mark (3,018,894).
- DECEMBER 15, 2010** – Episode One of HBO Sports’ “24/7 Penguins-Capitals: Road to the NHL Winter Classic” - a four-part reality TV series - debuts.
- JANUARY 1, 2011** – The Penguins play host to the Washington Capitals at Heinz Field in the fourth NHL Winter Classic.
- MARCH 12, 2011** – The Penguins celebrate their 200th consecutive sellout (including playoffs) against Montreal.
- JUNE 22, 2011** – Dan Bylsma becomes the first head coach in franchise history to win the Jack Adams Award as the NHL’s “most outstanding coach.”
- NOVEMBER 21, 2011** – Sidney Crosby tallies two goals and two assists in his return from a 61-game absence due to a concussion in a 5-0 defeat of the New York Islanders at CONSOL Energy Center.
- APRIL 7, 2012** – Evgeni Malkin captures his second Art Ross Trophy as NHL scoring champion with his 50th goal and 109th point in a 4-2 win vs. Philadelphia.
- JUNE 20, 2012** – Evgeni Malkin becomes just the ninth player in NHL history to win the Art Ross Trophy (NHL scoring leader), Hart Memorial Trophy (NHL MVP) and Ted Lindsay Award (NHLPA most outstanding player) in the same season at the NHL Awards Show in Las Vegas.
- JUNE 22-23, 2012** – The Penguins host the 2012 NHL Draft at CONSOL Energy Center - the second time in team history the franchise hosted the draft. On June 22, the Penguins traded Jordan Staal to the Carolina Hurricanes for Brandon Sutter, Brian Dumoulin and the No. 8-overall selection - which they used to select defenseman Derrick Pouliot. With their other first-round pick the Penguins chose defenseman Olli Maatta.
- JULY 1, 2012** – Captain Sidney Crosby signs a 12-year contract extension to keep him with the franchise through the 2024-25 season.
- JANUARY 19, 2013** – Marc-Andre Fleury notches his 227th career regular-season win in a 3-1 victory against the Philadelphia Flyers, establishing a franchise record.
- MARCH 26-APRIL 2, 2013** – The Penguins record three straight shutouts for the first time in franchise history between March 26-30. Tomas Vokoun and Marc-Andre Fleury combine to post the longest shutout sequence (218:48) in team history between March 24-April 2.
- MARCH 30, 2013** – The Penguins win 15 consecutive games between March 2-30, establishing the second-longest (tied) winning streak in NHL history. Pittsburgh becomes the first team in NHL history to post a perfect record (15-0) over a full calendar month (min: 10 games).
- APRIL 2, 2013** – Brooks Orpik appears in his 622nd career game against the Buffalo Sabres - most among defensemen in franchise history.
- JUNE 13, 2013** – Evgeni Malkin agrees to terms on an eight-year contract extension to keep him with the franchise through the 2021-22 season.
- JUNE 14-15, 2013** – Sidney Crosby wins the Ted Lindsay Award (NHLPA most outstanding player) and Ray Shero is voted NHL General Manager of the Year.

## HISTORIC DATES CONTINUED

- JUNE 28-29, 2013** – Dan Bylsma is named head coach of the 2014 United States Olympic hockey team. Ray Shero is named the team's associate general manager.
- JULY 2, 2013** – Kris Letang agrees to terms on an eight-year contract extension to keep him with the franchise through the 2021-22 season.
- NOVEMBER 27, 2013** – The Penguins celebrate their 300th-consecutive sellout with a 6-5 shootout win against the Toronto Maple Leafs at CONSOL Energy Center.
- JANUARY 7, 2014** – Head coach Dan Bylsma becomes the winningest coach in franchise history when he collects his 233rd career win during Pittsburgh's 5-4 shootout win at Vancouver.
- FEBRUARY 22-23, 2014** – Sidney Crosby and Chris Kunitz capture gold medals with Team Canada at the 2014 Winter Olympic Games in Sochi. Jussi Jokinen and Olli Maatta earn bronze medals with Finland.
- APRIL 13, 2014** – Sidney Crosby wins his second career Art Ross Trophy after collecting a league-high 104 points. He went on to win the Hart Memorial Trophy as league MVP and the Ted Lindsay Award as the NHL's most outstanding player as voted by his peers.
- MAY 4-5, 2014** – Marc-Andre Fleury becomes the first goaltender in franchise history to record back-to-back playoff shutouts in Games 2 and 3 against the NY Rangers in the Second Round.
- JUNE 6, 2014** – Jim Rutherford is named Penguins executive vice president and general manager.
- NOVEMBER 24, 2014** – Marc-Andre Fleury becomes the third-youngest (29 years, 361 days) and third-fastest (547 games) goalie to win 300 games as the Penguins defeat the Boston Bruins, 3-2 in overtime, at TD Garden.
- NOVEMBER 26, 2014** – Sidney Crosby becomes the sixth-fastest player (571 games) in NHL history to record 800 points with an assist against the Toronto Maple Leafs at CONSOL Energy Center.
- DECEMBER 6, 2014** – Craig Adams appears in his 314th-consecutive game in Pittsburgh's 3-2 win against Ottawa, surpassing Ron Schock to establish the longest consecutive games played streak in team history (streak ends at 319 games).
- MARCH 12, 2015** – Evgeni Malkin collects his 700th career NHL point with an assist against the Edmonton Oilers at CONSOL Energy Center.
- MARCH 24, 2015** – Hall of Fame broadcaster Mike Lange is honored by the Penguins prior to a game against the St. Louis Blues, celebrating his 40th year as the 'Voice of the Penguins'.
- JULY 1, 2015** – The Penguins acquire Phil Kessel, Tyler Biggs, Tim Erixon and a 2016 second-round draft pick from the Toronto Maple Leafs in exchange for Nick Spaling, Kasperii Kapanen, Scott Harrington, a 2016 third-round draft pick and a 2016 first-round draft pick.
- AUGUST 14, 2015** – The Penguins and UPMC officially open the UPMC Lemieux Complex in Cranberry, Pa. The state-of-the-art venue serves as a practice rink for the Penguins, as a medical and rehabilitation facility and a home to the DICK's Sporting Goods Penguins Elite travel hockey program.
- SEPTEMBER 29, 2015** – The Penguins defeat the Tampa Bay Lightning, 4-2, in the first-ever Kraft Hockeyville USA exhibition game at the War Memorial Arena in Johnstown, Pa. Fans across the country chose Johnstown during a nationwide vote. War Memorial Arena was given \$150,000 for arena upgrades as a result from winning.
- DECEMBER 12, 2015** – Mike Sullivan is named head coach of the Penguins.
- APRIL 7, 2016** – The Penguins establish a franchise-record eight-game road winning streak thanks to a 4-3 overtime win in Washington on a Sidney Crosby goal.
- MAY 4, 2016** – Patric Hornqvist scores 2:34 into overtime to give the Penguins a 3-2 win in Game 4 against the Washington Capitals, the first-ever playoff overtime win at CONSOL Energy Center.
- JUNE 12, 2016** – Kris Letang's second-period goal gives the Penguins the lead for good in a 3-1 victory in Game 6 against the San Jose Sharks, helping Pittsburgh win the franchise's fourth Stanley Cup championship at the SAP Center at San Jose.
- JUNE 12, 2016** – Sidney Crosby wins the Conn Smythe Trophy as the MVP of the 2016 Stanley Cup playoffs. Goalie Matt Murray earns his 15th win of the playoffs, equaling the NHL playoff record for wins by a rookie goaltender.
- JUNE 15, 2016** – The City of Pittsburgh celebrates the Penguins' Stanley Cup victory by hosting a parade through downtown. Over 400,000 fans came out to support the team.
- JUNE 22, 2016** – Jim Rutherford is crowned the NHL General Manager of the Year at the annual NHL Awards Show in Las Vegas. Ten days earlier, Rutherford became the first GM in the post-1967 NHL Expansion Era to lead two different franchises to Stanley Cup championships (Carolina, 2006).
- SEPTEMBER 14, 2016** – The Penguins and CONSOL Energy Center host a World Cup exhibition doubleheader between the Czech Republic and North America during the afternoon, and Canada versus Russia at night.
- SEPTEMBER 29, 2016** – Sidney Crosby captains Canada to a victory in the World Cup of Hockey. Crosby wins tournament MVP after leading the tournament in goals (7), points (10) and plus-minus (+8).
- OCTOBER 4, 2016** – PPG Paints signs a 20-year partnership for the naming rights to the Penguins' home facility, which will be called PPG Paints Arena.
- OCTOBER 6, 2016** – President Barack Obama welcomes the Penguins to the White House to celebrate the club's 2016 Stanley Cup championship. The Penguins became the first team (2009) and last team to visit the White House during Obama's tenure.
- OCTOBER 13, 2016** – The Penguins raise their 2015-16 Stanley Cup championship banner before defeating the Washington Capitals, 3-2, in a shootout.
- JANUARY 27, 2017** – Mario Lemieux, Sidney Crosby, Jaromir Jagr, Paul Coffey, Ron Francis, Bryan Trottier and Luc Robitaille are selected as seven of the NHL's 100 Greatest Players as part of the league's Centennial Celebration at the 2017 NHL All-Star Game in Los Angeles. Those seven join the previously-announced Andy Bathgate and Tim Horton as Penguins players selected to the prestigious group.
- FEBRUARY 16, 2017** – Sidney Crosby becomes the 86th player in NHL history to reach 1,000 career points when he sets up a Chris Kunitz goal 6:28 minutes into a game against Winnipeg at PPG Paints Arena. Crosby accomplishes the feat in 757 games, making him the fastest active player, and 12th-fastest all-time, to hit that milestone. To cap the evening, Crosby scores the OT game-winning goal, setting a team record with his 23rd overtime point, in a 4-3 Penguins victory.



## HISTORIC DATES CONTINUED

- FEBRUARY 25, 2017** – Sidney Crosby opens the scoring, and rookie Jake Guentzel adds a pair of assists, as the Penguins defeat the Philadelphia Flyers, 4-2, in a Stadium Series matchup at Heinz Field. The outdoor game attracts 67,318 patrons on a chilly evening. Heinz Field becomes the first repeat host of an outdoor contest.
- APRIL 20, 2017** – Marc-Andre Fleury stops 49 of the 51 shots he faces in a 5-2 series-clinching defeat of the Columbus Blue Jackets in Game 5 of the First Round. The victory was the 57th of Fleury's playoff career, establishing a Penguins team record.
- MAY 8, 2017** – Sidney Crosby sets a club playoff record by picking up his 97th career assist when he set up a Jake Guentzel tally in Game 6 against the Washington Capitals at PPG Paints Arena.
- MAY 10, 2017** – Goals by Bryan Rust and Patric Hornqvist are more than enough offense in a 2-0 victory in Game 7 of the Second Round against the Washington Capitals at the Verizon Center. The Pens improve to 6-0 all-time in Game 7s on the road.
- MAY 25, 2017** – Chris Kunitz scores 5:09 minutes into the second overtime to seal a 3-2 win for the Penguins in Game 7 of the Eastern Conference Final against the Ottawa Senators at PPG Paints Arena, sending the Penguins to the Stanley Cup Final. Kunitz joins Darius Kasparaitis as the only players in team history to score an overtime goal in Game 7.
- JUNE 8, 2017** – Jake Guentzel's assist on Conor Sheary's goal was Guentzel's 21st point of the 2017 playoffs, equaling the NHL rookie record originally set by Dino Ciccarelli and matched by Ville Leino.
- JUNE 11, 2017** – The Penguins defeat the Nashville Predators, 2-0, in Game 6 of the Stanley Cup Final to become the first team since the 1997-98 Detroit Red Wings to win back-to-back Stanley Cup championships. Pittsburgh's fifth Cup victory ties the Edmonton Oilers for the most wins by a non-Original Six franchise. Patric Hornqvist scores the Cup-clinching goal with just 1:35 remaining in the third period.
- JUNE 11, 2017** – Sidney Crosby captures the Conn Smythe Trophy as the MVP of the playoffs for a second-straight season. He joins Mario Lemieux (1991-92) and Bernie Parent (1974-75) as the only players in NHL history to win the award in consecutive seasons.
- JUNE 11, 2017** – Sidney Crosby, Evgeni Malkin, Kris Letang, Marc-Andre Fleury and Chris Kunitz win their third Stanley Cup together, making them the only players in team history to win three championships as players with the Pens.
- JUNE 14, 2017** – An estimated 650,000 fans jam Grant Street, the Boulevard of the Allies and Point State Park to celebrate the Penguins' fifth Stanley Cup championship parade.
- JUNE 21, 2017** – Sidney Crosby collects the Maurice "Rocket" Richard Trophy at the annual NHL Awards Show for the second time in his career after leading the NHL with 44 goals in 2016-17.
- OCTOBER 4, 2017** – The Penguins raise their 2016-17 Stanley Cup championship banner prior to hosting the St. Louis Blues on opening night at PPG Paints Arena.
- NOVEMBER 13, 2017** – Mark Recchi is inducted into the Hockey Hall of Fame.
- DECEMBER 11, 2017** – The Penguins celebrate their 500th-consecutive sellout (regular season and playoffs) against the Colorado Avalanche at PPG Paints Arena.
- APRIL 18, 2018** – Sidney Crosby's goal against the Philadelphia Flyers in Game 4 of the First Round is his 173rd career playoff point, allowing him to surpass Mario Lemieux for the most points in franchise playoff history during a 5-0 victory at Wells Fargo Center.
- APRIL 22, 2018** – Jake Guentzel helps the Penguins eliminate the Philadelphia Flyers in Game 6 of the First Round by scoring four-straight goals as part of a four-goal, five-point afternoon in the Pens' 8-5 win. Guentzel becomes just the third player in NHL history to score four-straight team goals in the playoffs. In the same game, Kris Letang records his 73rd career playoff point with an assist. That sets a new club record for team defensemen, moving Letang past Larry Murphy.
- NOVEMBER 27, 2018** – Kris Letang plays in his 704th career game to surpass Brooks Orpik for the most games played by a defenseman in franchise history. During the 2018-19 season, Letang also set club records among defensemen for points (441; Oct. 6 vs. Montreal) and goals (109th; Feb. 11 at Philadelphia).
- JANUARY 26, 2019** – Sidney Crosby becomes the fourth player in franchise history to be named MVP of the NHL All-Star Game at the SAP Center at San Jose. Crosby helped the Metropolitan Division win the 3-on-3 Tournament by contributing a tournament-high eight points (4G-4A).
- FEBRUARY 9, 2019** – Sidney Crosby sets a club record by skating in his 916th career regular-season game at Amalie Arena in Tampa Bay. He surpassed Hall of Famer Mario Lemieux.
- FEBRUARY 23, 2019** – The Penguins skate outdoors for the fifth time in franchise history against the Philadelphia Flyers at Lincoln Financial Field in Philadelphia, Pennsylvania, home of the NFL's Eagles. Philadelphia stages a late-game comeback to earn a 4-3 overtime victory.
- MARCH 5, 2019** – Matt Cullen joins Hall of Famer Chris Chelios as the only American-born players in NHL history to skate in 1,500 career NHL regular-season games versus the Florida Panthers at PPG Paints Arena. Cullen was honored alongside his family during a pre-game ceremony. Later in the game, Sidney Crosby picked up his 1,200th NHL point when he set up Jake Guentzel's second-period goal, joining Mario Lemieux (1,723) as Penguins to hit the 1,200-point club. The Penguins became the first non-Original Six club to have two players record 1,200 or more points with the franchise. Boston, Detroit and Montreal are the others.
- MARCH 12, 2019** – Evgeni Malkin becomes the 88th player in NHL history - and fifth Russian-born player - to record 1,000 career points when he set up a Phil Kessel power-play goal against the Washington Capitals at PPG Paints Arena. Malkin became the fourth Penguins player to tally 1,000 points entirely with the Penguins. Pittsburgh joined Detroit as the only NHL teams to have four players record 1,000 points entirely with one team.
- MARCH 19, 2019** – Phil Kessel skates in his 320th-consecutive regular-season game against the Carolina Hurricanes at PNC Arena to establish a new club record for consecutive games played, surpassing Craig Adams. Kessel never missed a regular-season or playoff game during his four-year career in Pittsburgh.
- OCTOBER 10, 2019** – Kris Letang becomes the first defenseman and 10th player in Penguins history to record 500 career points.
- NOVEMBER 19, 2019** – Jim Rutherford is inducted to the Hockey Hall of Fame in the builder's category.

## HISTORIC DATES CONTINUED


- DECEMBER 10, 2019** – Tristan Jarry 177:15 minutes shutout streak sets a new franchise record. His streak spanned from Nov. 29-Dec. 10, 2019 and included back-to-back shutouts against St. Louis and Arizona.
- DECEMBER 17, 2019** – Evgeni Malkin becomes the 99th player in NHL history and fourth in Penguins history (Mario Lemieux, Sidney Crosby, Jaromir Jagr) to record 400 career goals.
- JANUARY 19, 2020** – The Penguins sell out their 600th-consecutive game, a franchise record that dates back to Feb. 14, 2007.
- MARCH 2, 2020** – Sidney Crosby becomes the sixth-fastest player in NHL history to record 800 career assists.
- MARCH 12, 2020** – The NHL season pauses due to the Coronavirus disease (COVID-19) pandemic.
- AUGUST 1, 2020** – The NHL season resumes with the 2020 NHL Playoffs held in two remote bubble locations, Toronto and Edmonton. The Penguins begin the first ever postseason played in August with the Qualifying Round vs. Montreal.
- JANUARY 13, 2021** – The 56-game NHL season begins with the Penguins playing in new re-aligned “East Division” along with the Boston Bruins, Buffalo Sabres, New Jersey Devils, New York Islanders, New York Rangers, Philadelphia Flyers and Washington Capitals.
- JANUARY 27, 2021** – General manager Jim Rutherford resigns from his position due to personal reasons.
- JANUARY 30, 2021** – Evgeni Malkin appears in his 916th career game, passing Mario Lemieux for the second-most games in team history. Malkin passes Jaromir Jagr for the third-most points in Penguins history (1,080).
- FEBRUARY 9, 2021** – Ron Hextall is hired as general manager and Brian Burke is hired as president of hockey operations.
- FEBRUARY 20, 2021** – Sidney Crosby becomes the first player in franchise history to skate in 1,000 game with the team. In the game vs. the NY Islanders, Crosby becomes the 350th player in NHL history to skate in 1,000 games, and his 1,276 points through his first 1,000 games are the eighth-most in NHL history.
- MARCH 11, 2021** – Head coach Mike Sullivan wins his 300th career game and becomes the fourth American-born head coach to reach the milestone. He is the 13th-fastest coach to reach 300 wins in NHL history.
- MARCH 20, 2021** – Head coach Mike Sullivan coaches in his 400th game for the Penguins and passes Eddie Johnston (232) for the second-most wins in franchise history.
- MARCH 25, 2021** – Sidney Crosby becomes the eighth-fastest player in NHL history to record 1,300 points.
- APRIL 24, 2021** – Sidney Crosby clinches his 16th point-per-game season to start his career. Only Wayne Gretzky (19) has started his career with more consecutive point-per-game seasons, while only Gretzky and Gordie Howe (17) have recorded more overall.
- APRIL 29, 2021** – The Penguins clinch a playoff berth for the 15th-consecutive season, the longest active streak among all major North American sports leagues.
- MAY 8, 2021** – The Penguins clinch the East Division title, their ninth division title in franchise history.
- OCTOBER 16, 2021** – Head coach Mike Sullivan becomes the winningest coach in Penguins history when he picked up his 253rd win behind the Penguins bench.
- OCTOBER 30, 2021** – Sidney Crosby suits up for his 17th season with the Penguins, tying Mario Lemieux for the most seasons played by a Penguin in franchise history.
- DECEMBER 19, 2021** – The Penguins set a new franchise record for consecutive games without allowing a power-play goal (15 games).
- JANUARY 11, 2022** – Evgeni Malkin makes his season debut following offseason knee surgery, beginning the 16th season that Malkin, Sidney Crosby and Kris Letang have played together - the most by a trio in NHL history.
- FEBRUARY 15, 2022** – Sidney Crosby becomes the 46th player in NHL history to score 500 career goals. He becomes the 18th player in league history to score his first 500 goals with one franchise. Pittsburgh is the sixth franchise to have two 500-goal scorers.
- MARCH 27, 2022** – Pittsburgh records its 14th 40-win season since 2006-07.
- MARCH 29, 2022** – Sidney Crosby secures his 17th-consecutive point-per-game season. Only Wayne Gretzky (19) has started his career with more consecutive point-per-game seasons, while only Gretzky and Gordie Howe (17) have recorded as many as Crosby.
- APRIL 14, 2022** – Pittsburgh clinches a playoff spot for the 16th-consecutive season, the longest active postseason streak among all North American professional sports leagues.
- APRIL 10, 2022** – Sidney Crosby becomes the seventh-fastest player in NHL history to record 1,400 career points in his 1,100th career game.
- MAY 3, 2022** – Evgeni Malkin wins Game 1 of the Penguins’ First Round playoff series against the NY Rangers in triple overtime, marking the Penguins’ fifth longest game in franchise history. Louis Domingue becomes the first goaltender in NHL history to enter a game in the second overtime period or later, and is credited his first career postseason win.
- MAY 9, 2022** – Head coach Mike Sullivan surpasses Dan Bylsma for the most playoff wins by a head coach in franchise history (44).

# UNIFORM HISTORY

THE PENGUINS HAVE EXPERIENCED PLENTY OF CHANGES IN THEIR HISTORY AND THEIR UNIFORMS ARE NO EXCEPTION.



**Ken Schinkel (1970)**



**Syl Apps (1974)**



**Randy Carlyle (1983)**

## 1967-68

When the Penguins made their NHL debut at home on October 11, 1967, the team wore the colors light blue, dark blue and white. Both the home (light blue) and road (white) uniforms simply had the word "PITTSBURGH" written diagonally down the front of the sweater with five white stripes with six thin navy blue stripes around the sleeves and bottom (home) and five dark blue stripes with six thin, white stripes around the sleeves and bottom (road). The logo, although not on the sweater, featured a hockey-playing penguin in a scarf over an inverted triangle, symbolizing the golden triangle of downtown Pittsburgh. The penguin and triangle were set inside a circle bearing the team name.

## 1968-69

The following season, the uniforms were changed so that the logo appeared on the game sweaters. The logo remained essentially the same, although the penguin was no longer wearing a scarf. The home (light blue) uniforms had a wide band of white trimmed in dark blue around each sleeve and the bottom, while the road (white) sweaters had bands of light blue trimmed in dark blue. The home (light blue) sweaters had white shoulder yokes and the road (white) sweaters had light blue shoulder yokes.

## 1970-71

In the 1970-71 season the Penguins began wearing white at home and light blue on the road. The Penguins became one of the first teams in NHL history to wear nameplates featuring

a player's last name above the number on the back of the jersey. The nameplates were only added to the home (white) jerseys in 1970-71.

## 1971-72

The circle around the logo was removed, leaving only a penguin and a triangle, midway through the 1971-72 season.

## 1972-73

The Penguins replaced the light blue with a bolder, royal blue color. During the Penguins' first seven years in the league, both home and road jerseys featured a lace-up collar at the base of the neck.

## 1974-75

The lace-up collars were removed at the start of the 1974-75 campaign. Chevrons were used as the sleeve stripes

for the 1974-75 season as well. Shaped in the form of an inverted V, the sleeve stripes were royal blue and white with navy blue cuffs on the home (white) jerseys. The road (royal blue) jerseys had white and navy blue sleeve stripes with white cuffs forming the chevrons. The waist striping also changed to match the chevrons with royal blue, white and navy blue moving down the home (white) uniforms and white, navy blue and white moving down the road (royal blue) uniforms.

The chevrons road (royal blue) uniform was done to the hem striping. From top to bottom, the hem striping was white, royal blue and navy blue. The home (white) uniforms reverted back to the 1972-73 and 1973-74 designs, but did not have the lace-up collar from




Paul Coffey (1988)



Mario Lemieux (1992)



Ron Francis (1993)



Tom Barrasso (1999)

those prior seasons. The collar was now a solid navy blue color.

### 1977-78

The uniforms were tri-colored as the Penguins moved away from the royal blue and brought back the light blue that the team wore in its first five seasons in the NHL. The home (white) uniforms featured navy blue sleeves with white and navy blue striping capped by light blue cuffs. The road (navy blue) uniforms featured white sleeves with light blue and white striping capped by navy blue cuffs. The front hem striping was light blue, white, navy blue and light blue on both the home (white) and road (navy blue) uniforms.

### 1979-80

**[A MOVE TO BLACK AND GOLD: JAN. 30, 1980]**

On Jan. 30, 1980 the Penguins wore black and gold for the first time. With

the Steelers winning the Super Bowl and the Pirates capturing the World Series title in the same year, the Penguins hoped to gain fan support with aligning their colors with the other teams in the "City of Champions." Boston protested the color change to the NHL, arguing that black and gold had always been exclusively associated with the Bruins. However, the Penguins prevailed by virtue of a precedent set by the Pittsburgh Pirates hockey club of the late 1920s, which sported the colors.

The Penguins' new uniforms were the same design as the previous ones, with black replacing dark blue and gold replacing light blue. A third sleeve stripe was also added to both the home and road jerseys. The player numbers that were formerly on the sleeves were moved to the top of each shoulder.

### 1980-81

From 1980-81 through the 1984-85 season, the team alternated wearing gold sweaters with white at home, which also featured the tri-color sleeve striping.

### 1982-83

**[BAZ BASTIEN: MAR. 15, 1983]**

On March 15, 1983, Baz Bastien, the Penguins general manager at the time, died tragically in a car accident as he returned home from a dinner honoring him. For the remainder of the 1982-83 season the Penguins added a black armband on the left sleeve of their home (white) jerseys.

### 1988-89

For the 1988-89 season, the player numbers were moved from the shoulders to the sleeves as they were prior to the Penguins adopting the black and gold color scheme.

### 1989-90

The NHL All-Star Game made its first appearance in Pittsburgh on January 21, 1990. The Penguins wore a 41st NHL All-Star patch on the left shoulder of their jerseys in 1989-90 and the beginning of 1990-91. During the same time frame, the NHL shield logo appeared on the back right hem of every jersey worn in the NHL.

### 1991 STANLEY CUP FINAL

Advancing to the Stanley Cup Final for the first time in team history, the Penguins honored this achievement by wearing the 1991 Stanley Cup Final patch on their home and road jerseys during every game of the 1991 Stanley Cup Final vs. Minnesota.

### 1991-92

The 1991-92 season marked the NHL's 75th anniversary.



Alexei Kovalev (2002)



Jordan Staal (2006)



Sidney Crosby (2008)



Evgeni Malkin (2011)

The Penguins added the NHL 75th Anniversary logo to the right chest of their jerseys that season. In addition, the Penguins were also celebrating their 25th anniversary after joining the league in 1967-68. The Penguins added their own anniversary patch to the right shoulder of the jerseys.

### 1991-92

["BADGER" BOB JOHNSON:  
NOV. 26, 1991]

Head coach "Badger" Bob Johnson passed away on November 26, 1991. The following night, the Penguins honored the memory of Johnson with a candlelight ceremony and placed a "Badger" memorial patch on the left shoulder of their jerseys.

### 1992 STANLEY CUP FINAL

After reaching the Stanley Cup Final for the second

consecutive season, the Penguins proudly donned their second Stanley Cup Final patch in as many years. This time, the Final patch was sewn onto a piece of white (home) or black (road) material and then the material swatch was sewn over the NHL 75th Anniversary patch on the right chest of the jersey.

### 1992-93

The triangle and penguin logo was modernized this year. The home (white) sweaters featured the new logo on the front and gold shoulder inserts. The road (black) sweaters had the city's name diagonally down the front, much like the original team uniforms, with the new logo on each shoulder. Also in 1992-93, the Stanley Cup turned 100 years old and was honored by each team by having a commemorative patch added to their jerseys during the season. The Penguins wore the patch on the right chest of

their home (white) jerseys and did not wear the patch on their road (black) jerseys due to the lack of an appropriate place to put the patch with the new "PITTSBURGH" diagonal jerseys with the new logos on each shoulder.

### 1995-96

During the 1995-96 season, the Penguins were one of five NHL teams to introduce a third jersey. The Penguins' new uniform, which made its debut on Jan. 27, 1996 vs. the Philadelphia Flyers, featured a black background with a new, modernized midsection, shoulder and sleeve design that included innovative striping and a blend of team colors.

### 1997-98

The alternate uniform from the '95-96 campaign replaced the "PITTSBURGH" road jersey as the team's away uniform.

### 1999-2000

The NHL commemorated the league's advance into the new millennium with an NHL2000 patch that was placed on the right chest of each team's jerseys in team colors. The Penguins' NHL2000 patch was black with silver lettering.


### 2000-01

Traveling to Japan for the first two games of the 2000-01 season to face the Nashville Predators, the Penguins wore a commemorative GameOne/Japan patch on the right chest of their home (white) and black (road) jerseys.

On Oct. 28, 2000 the Penguins hosted the New Jersey Devils and introduced a new third jersey. The black sweater featured the popular "skating penguin" logo, which the team wore during its 1991 and 1992 Stanley Cup championship seasons, and the newest color addition, Vegas



**Marc-Andre Fleury (2014)**



**Chris Kunitz (2014)**

gold. This black jersey served as the Penguins' third jersey for the 2000-01 and 2001-02 seasons.

### 2002-03

In 2002-03, the Penguins introduced a white counterpart to the black "skating penguin" and Vegas gold colored jerseys. These "skating penguin" uniforms served as the Penguins home and road jerseys from 2002-03 to 2006-07.

### 2006-07

(JAN. 22, 2007)

On Jan. 22, 2007 during the NHL All-Star break, the NHL and Reebok unveiled the new Rbk EDGE Uniform System. The Penguins' jerseys featured thicker Vegas gold side sections, while the black and white body portions of the jersey go all the way to the bottom hem. The cuffs and underarms were black on the white-based jerseys and were white on the black-based uniforms. Additional Vegas gold

inserts appeared on the sleeves just below the numbers. The NHL shield also has moved from the back right hem to the base of the front neckline.

### 2007-08

(NHL WINTER CLASSIC: JAN. 1, 2008)

The Penguins wore retro jerseys when they battled the Sabres at the NHL Winter Classic on Jan. 1, 2008 at Ralph Wilson Stadium. The Penguins wore powder blue jerseys patterned after the 1968-69 uniforms. The jersey featured the Penguins logo inside a circle. There was a wide band of white trimmed in dark blue around each sleeve and the bottom with white shoulder yokes. The jersey became the club's official alternate third jersey.

### 2010-11

In 2010-11 the Penguins opened the brand-new CONSOL Energy Center. To commemorate the event, the team wore a special patch at

all home games featuring the team logo and outline of the new arena's spine.

### 2010-11

(NHL WINTER CLASSIC: JAN. 1, 2011)

The Penguins released a new Winter Classic uniform for their showdown with the Washington Capitals Jan. 1, 2011 at Heinz Field. Predominantly navy blue with light blue striped accents on the elbows and bottom, the jersey served as another alternate uniform for the season. The jerseys featured the team's inaugural skating penguin logo (which hadn't previously been worn on the jersey) on the crest and lace-up collar at the base of the neck.

### 2013-14

(STADIUM SERIES: MAR. 1, 2014)

For their third outdoor game on March 1, 2014 against the Chicago Blackhawks at Soldier Field as part of the NHL's Stadium Series, the Penguins

wore a unique uniform that utilized secondary colors within the team's existing color palates.

It featured a chrome-treated Penguins logo design inspired from the chrome details of the NHL shield, a dynamic and modern look to conventional team identity. Numbering on the back of the jerseys was enlarged and sleeve numbers were angled to improve visibility in outdoor venues.

### 2014-15

The Penguins went back to the future during the 2014-15 season, unveiling 'Pittsburgh Gold' third jerseys reminiscent of the sweaters the Penguins wore during their back-to-back Stanley Cup championship seasons of 1991 and '92.

### 2016-17

At the outset of the team's 50th season in 2016-17, the Penguins announced that they would be returning full-time to a 'Pittsburgh Gold' color



**Jake Guentzel (2017)**



**Kris Letang (2020)**

scheme, eliminating Vegas gold. The third jersey from the '14-15 and '15-16 seasons became the full-time home jersey, with an accompanying white version added for road contests.

### 2016-17

[STADIUM SERIES: FEB. 25, 2017]

The Penguins wore full "Pittsburgh gold" for their Stadium Series Game against the Philadelphia Flyers on February 25, 2017. The jersey featured the skating Penguin sans the traditional triangle behind it. In addition to a Stadium Series patch, the Pens also wore a "City of Champions" heritage patch on the left sleeve.

### 2018-19

At the beginning of the 2018-19 season, the Penguins introduced a new third jersey worn for the first time on November 15, 2018 against the Tampa Bay Lightning. The new jerseys featured a

dynamic gold background with black sleeves and white and gold striping. The uniform also featured gold helmets.

### 2018-19

[STADIUM SERIES: FEB. 23, 2019]

For their fifth outdoor game in franchise history, against the Philadelphia Flyers on February 23, 2019 at Lincoln Financial Field, the Penguins featured a jersey that had a black base and gold numbers, letters, logo and stripes. On the back neckline was Badger Bob Johnson's famous phrase "It's A Great Day For Hockey."

### 2020-21

For the first time since the 1996-97 season, the Penguins wore a jersey with a diagonal "PITTSBURGH" text on the center of the chest as part of the NHL's Reverse Retro alternate uniforms. While the Penguins wore black jerseys with the diagonal "PITTSBURGH" text from 1992-97, the 2020-21 version featured the same script, but on a white uniform,

signifying a "reverse" take on the classic throwback.

### 2021-22

Pittsburgh introduces a new third jersey for the 2021-22 campaign. The uniform is an inverse of the 2020-21 Reverse Retro jersey, featuring a diagonal "PITTSBURGH" script on the center of the chest, but on a black jersey - similar to the uniforms worn from 1992-97.

# UNIFORM NUMBERS

- 1** Hank Bassen, Joe Daley, Paul Hoganson, Cam Newton, Roy Edwards, Jim Rutherford, Bob Johnson, Gordon Laxton, Denis Herron, Rob Holland, Paul Harrison, Steve Guenette, Pat Riggan, Wendell Young, Rob Dopson, Peter Skudra, Johan Hedberg, John Curry, Brent Johnson, Thomas Greiss, Mike Condon, **Casey DeSmith**
- 2** Leo Boivin, Duane Rupp, Bob Paradise, Ed Van Impe, Tom Edur, Tom Bladon, Pat Price, Gilles Lupien, Brian Lundberg, Phil Bourque, Greg Fox, Joe McDonnell, Todd Charlesworth, Chris Dahlquist, Jim Paek, Chris Tamer, Josef Melichar, Hal Gill, Nate Guenin, Matt Niskanen, Adam Clendening, **Chad Ruhwedel**
- 3** Al MacNeil, John Arbour, Bob Woytowich, Tim Horton, Jack Lynch, Ron Stackhouse, Bennett Wolf, Norm Schmidt, Doug Bodger, Jim Kyte, Jim Paek, Grant Jennings, Sergei Zubov, Stefan Bergkvist, Dan Trebil, Marc Bergevin, Jamie Pushor, Steve Poapst, Mark Eaton, Alex Goligoski, Douglas Murray, Olli Maatta, Yannick Weber
- 4** Noel Price, Bob Blackburn, Dave Burrows, Dale Tallon, Paul Baxter, Marty McSorley, Phil Bourque, Greg Fox, Chris Dahlquist, Dwight Schofield, Larry Murphy, Gord Dineen, Greg Andrusak, Greg Hawgood, Corey Foster, Kevin Hatcher, Jeff Norton, Bobby Dollas, Jamie Pushor, Mike Wilson, Dan Focht, Cory Cross, Noah Welch, Jordan Leopold, Zbynek Michalek, Mark Eaton, Rob Scuderi, Justin Schultz, Cody Ceci
- 5** Dick Mattiussi, Ted Lanyon, Bryan Watson, Ab DeMarco, Barry Wilkins, Steve Lyon, Mario Faubert, Lex Hudson, Ron Meighan, Bryan Maxwell, Mike Rowe, Ville Siren, Gord Dineen, Ulf Samuelsson, Brad Werenka, Janne Laukkanen, Patrick Boileau, Rob Scuderi, Darryl Sydor, Deryk Engelland, David Warsofsky, Zach Trotman, Mike Matheson
- 6** Dunc McCallum, Tracy Pratt, Sheldon Kannegiesser, Ron Jones, Colin Campbell, Tom Price, Kim Clackson, Bennett Wolf, Errol Thompson, Greg Hotham, Jim Johnson, Todd Charlesworth, Scott Young, Jeff Chychrun, Peter Ahola, Mike Ramsey, Drake Berehowsky, Neil Wilkinson, Bob Boughner, Mike Wilson, Rick Berry, Richard Lintner, Nolan Baumgartner, Martin Strbak, Ryan Whitney, Joel Kwiatkowski, Ben Lovejoy, Scott Harrington, Trevor Daley, Jamie Oleksiak, John Marino
- 7** Art Stratton, Lou Angotti, Bryan Hextall, Steve Durbano, Russ Anderson, Rick MacLeish, Ian Turnbull, Rod Buskas, Joe Mullen, Andrew Ference, Kelly Buchberger, Matt Hussey, Michel Ouellet, Mark Eaton, Paul Martin, Matt Cullen, Colton Sceviour
- 8** Val Fonteyne, Jim Wiley, Rick Kehoe, Hartland Monahan, Dave Schultz, Mike Meeker, Bob Stewart, Dave Burrows, Randy Boyd, Tom O'Regan, Petteri Lehto, Terry Ruskowski, Perry Ganchar, Bryan Smolinski, Kevin Miller, Garry Valk, Bobby Dollas, Hans Jonsson, Matt Bradley, Mark Recchi, Andrew Hutchinson, **Brian Dumoulin**
- 9** Andy Bathgate, Charlie Burns, Billy Hicke, Al McDonough, Chuck Arnason, Simon Nolet, Blair Chapman, Mark Johnson, Stan Jonathan, Rich Sutter, Ron Flockhart, John Chabot, Wilf Paielement, Andrew McBain, Tony Tanti, Ron Francis, Len Barrie, Dan Quinn, Greg Johnson, German Titov, Rene Corbet, Jeff Toms, Rico Fata, Andy Hilbert, Pascal Dupuis, Evan Rodrigues
- 10** Earl Ingarfield, George Swarbrick, Keith McCreary, Robin Burns, Ted Snell, Pierre Larouche, Peter Lee, Gary Rissling, Bob Errey, Wayne Babych, Ron Duguay, Dan Quinn, Barry Pederson, Ron Francis, Ville Nieminen, John LeClair, Gary Roberts, Mark Letestu, Tanner Glass, Brenden Morrow, Christian Ehrhoff, Garrett Wilson, **Drew O'Connor**
- 11** Gene Ubriaco, Tracy Pratt, Nick Harbaruk, Bernie Lukowich, Vic Hadfield, John Flesch, Tom Cassidy, George Ferguson, Anders Hakansson, Rocky Saganiuk, Tim Tookey, Troy Loney, Dwight Mathiasen, Lee Giffin, Alain Lemieux, Warren Young, John Cullen, Alek Stojanov, Shawn Antoski, Darius Kasparaitis, Alexandre Daigle, Lasse Pirjeta, Guillaume Lefebvre, Jordan Staal, Kevin Porter, Frederick Gaudreau
- 12** Ken Schinkel, Blaine Stoughton, Kelly Pratt, Greg Malone, Mitch Lamoureux, Dean DeFazio, Tom O'Regan, Tom Roulston, Bob Errey, Larry Depalma, Troy Murray, Chris Wells, Sean Pronger, Martin Sonnenberg, Billy Tibbetts, Michal Sivek, Ryan Malone, Chris Bourque, Brett Sterling, Richard Park, Jarome Iginla, Chuck Kobasew, Ben Lovejoy, Dominik Simon, Patrick Marleau, Zach Aston-Reese
- 13** Jim Hamilton, Charlie Simmer, Alex Goligoski, Bill Guerin, Nick Spaling, Nick Bonino, Brandon Tanev
- 14** Billy Dea, Rick Kessel, Ron Snell, Lowell MacDonald, Rene Robert, Wayne Bianchin, Nick Libett, Doug Shedden, Dan Quinn, Chris Kontos, Bryan Erickson, Jock Callander, Gordie Roberts, Dave Tippett, Markus Naslund, Ladislav Karabin, Mike Hudson, Brad Lauer, Stu Barnes, Pat Falloon, Milan Kraft, Shane Endicott, Chris Minard, Chris Kunitz, Tanner Pearson, Stefan Noesen, Mark Jankowski



- 15** Bob Dillabough, Billy Harris, George Swarbrick, Steve Cardwell, Lowell MacDonald, Yvon Labre, Brian McKenzie, Rick Kessell, Bob McManama, Stan Gilbertson, Pat Boutette, Gary Rissling, Randy Cunneynworth, Dave Capuano, Doug Smith, Randy Gilhen, Shawn McEachern, Dmitri Mironov, Josef Beranek, Robert Dome, Roman Simicek, Wayne Primeau, Brian Holzinger, Niklas Nordgren, Michael Zigomanis, Dustin Jeffrey, Tanner Glass, Riley Sheahan
- 16** Wayne Hicks, Ron Snell, Glen Sather, Sheldon Kannegiesser, Ron Lalonde, Lew Morrison, Derek Sanderson, Kim Davis, Mike Meeker, Gary McAdam, Bennett Wolf, Marc Chorney, Bryan Maxwell, Mark Taylor, Jim McGeough, Kevin LaVallee, Charlie Simmer, Steve Gotaas, Jay Caulfield, Mike Hudson, Joe Dziedzic, Eddie Olczyk, Jeff Serowik, Dennis Bonvie, Kris Beech, Erik Christensen, Paul Bissonnette, Chris Conner, Cal O'Reilly, Brandon Sutter, Eric Fehr, Josh Jooris, **Jason Zucker**
- 17** Billy Speer, Bill LeCaine, Ron Schock, Rick Kehoe, Lee Giffin, Brad Aitken, Tomas Sandstrom, Peter Ferraro, Brian Bonin, Tom Chorske, Toby Petersen, Matt Murley, Karl Stewart, Petr Sykora, Mike Rupp, Zach Boychuk, Dustin Jeffrey, Taylor Pyatt, Blake Comeau, **Bryan Rust**
- 18** George Konik, Wally Boyer, Lowell MacDonald, Ross Lonsberry, Kevin McClelland, Tom Roulston, Craig Simpson, Jimmy Mann, Mark Recchi, Richard Zemlak, Jeff Daniels, Ken Priestlay, Francois Leroux, Garry Valk, Patrick Lebeau, Ryan Savoia, Josef Beranek, Shean Donovan, Steve Webb, Eric Boguniecki, Dominic Moore, Adam Hall, Marian Hossa, Chris Conner, James Neal, Frank Corrado, Alex Galchenyuk, Dominik Simon, Sam Lafferty
- 19** Bob Rivard, Jean Pronovost, Dale Tallon, Greg Sheppard, Rick MacLeish, Grant Sasser, Arto Javanainen, Willy Lindstrom, Dave McLlwain, Randy Gilhen, Bryan Trottier, Vladimir Vujtek, Rico Fata, Ramzi Abid, Ryan Whitney, Mike Comrie, Jason Williams, Beau Bennett, Derick Brassard, Jared McCann
- 20** Ab McDonald, Bob Woytowich, Dean Prentice, Robin Burns, John Stewart, Steve Cardwell, Yvon Labre, Jacques Cossette, Yves Bergeron, Pete Mahovlich, Paul Marshall, Gregg Sheppard, Paul Gardner, Gary Rissling, Moe Mantha, Dave Hunter, Dave Hannan, Pery Ganchar, Jamie Leach, Jeff Daniels, Luc Robitaille, Bryan Smolinski, Stu Barnes, Greg Johnson, Roman Oksiuta, Robert Lang, Mathias Johansson, Mike Eastwood, Colby Armstrong, Janne Pesonen, Rob Klinkhammer, Frank Corrado
- 21** Keith McCreary, Michel Briere
- 22** Paul Andrea, Greg Polis, Bob Kelly, Brian Spencer, Kim Davis, Mike Bullard, Neil Belland, Dwight Mathiasen, Jim McGeough, Chris Joseph, Wayne Van Dorp, Steve Dykstra, Paul Stanton, Rick Tocchet, Norm Maciver, Jason Woolley, Sven Butenschon, Dan LaCouture, Randy Robitaille, Matt Murley, Ric Jackman, Chris Thorburn, Jeff Taffe, Tim Wallace, Matt D'Agostini, Lee Stempniak, Kael Moullierat, Matt Hunwick
- 23** Bill Speer, Mel Pearson, Bob Woytowich, Ted Lanyon, Jean Guy Lagace, Doug Barrie, Rick Kessell, John Stewart, Bob Leiter, Eddie Shack, Larry Bignell, Nelson Debenedet, Ed Gilbert, Jim Hamilton, Rod Schutt, Gary Rissling, Doug Lecuyer, Rich Sutter, Andy Brickley, Wally Weir, Randy Hillier, Kjell Samuelsson, Paul Stanton, Chris Joseph, Dominic Pittis, Fredrik Olausson, Victor Ignatjev, Steve Leach, John Jakopin, Dan Trebil, Steve McKenna, Shane Endicott, Eric Boguniecki, Alexei Ponikarovsky, Ryan Craig, Trevor Smith, Chris Conner, Steve Downie, Scott Wilson
- 24** Gary Swain, Rod Zaine, Tim Horton, Eddie Schack, Jean Guy Lagace, Larry Bignell (playoffs only), Mario Faubert, Don Awrey, Bob Paradise, Pat Hughes, Marc Chorney, Pat Graham, Rob Garner, Ted Bulley, Kevin McCarthy, Roger Belanger, Dwight Mathiasen, Troy Loney, Doug Brown, Ian Moran, Lyle Odelein, Kris Beech, Matt Cooke, Bobby Farnham, Cameron Gaunce, Dominik Kahun
- 25** Bill Speer, Robin Burns, John Stewart, Darryl Edestrand, Nick Beverly, Dennis Owchar, Greg Redquest, Tom Cassidy, Tom Price, Randy Carlyle, Kevin McCarthy, Ted Nolan, Norm Schmidt, Alek Stojanov, Dan Kesa, Jeff Norton, Kevin Stevens, Marc Bergevin, Maxime Talbot, Eric Tangradi, Andrew Ebbett, Tom Sestito
- 26** Jim Morrison, Dunc McCallum, Jim Morrison, Mike McMahon, Syl Apps, Pete Mahovlich, Orest Kindrachuk, Paul Mulvey, Steve Gatzos, Troy Loney, Ted Bulley, Wayne Babych, Mike Blaisdell, Mark Kachowski, Mike Stapleton, Richard Park, Dave McLlwain, Petr Klima, Darius Kasparaitis, Garry Valk, Frantisek Kucera, Kent Manderville, Landon Wilson, Ronald Petrovicky, Ruslan Fedotenko, Eric Tangradi, Steve Sullivan, Mark Arcobello, Daniel Winnik, Andrew Agozzino
- 27** Jim Morrison, Joe Noris, Jim Shires, Hank Nowak, Yves Bergeron, Pete LaFramboise, Mike Corrigan, Jacques Cossette, Rod Schutt, Todd Charlesworth, Gilles Meloche, Scott Bjugstad, Gilbert Delorme, Jamie Leach, Glen Murray, Eddie Olczyk, Alexei Kovalev, Georges Laraque, Craig Adams, Nick Bjugstad, Kevin Czuczman
- 28** Ron Stackhouse, Harvey Bennett, Mario Faubert, Gene Carr, Tom Price, Jim Hamilton, Bob Simpson, Tim Hrynewich, Rocky Saganiuk, Bruce Crowder, Robert Geale, Steve Gatzos, Dan Frawley, Gordie Roberts, Kjell Samuelsson, Greg Andrusak, Jeff Christian, Craig Muni, Dan Kesa, Todd Hlushko (playoffs only), Michal Rozsival, Matt Hussey, Jani Rita, Nils Ekman, Adam Hall, Eric Godard, Ian Cole, **Marcus Pettersson**
- 29** Al Smith, Jim Rutherford, Denis Herron, Andy Brown, Gary Inness, Bob Stumpf, Dunc Wilson, Greg Millen, Michel Dion, Phil Bourque, Markus Naslund, Tyler Wright, Krzysztof Oliwa, Brooks Orpik, Marc-Andre Fleury
- 30** Les Binkley, Marv Edwards, Cam Newton, Andy Brown, Gary Inness, Bob Taylor, Gordon Laxton, Paul Gardner, Kim Davis, Gary Edwards, Roberto Romano, Steve Guenette, Alain Chevrier, Francois Leroux, Philippe DeRouville, Jean-Sebastien Aubin, Dany Sabourin, Matt Murray

- 31** Michel Plasse, Nick Ricci, Vincent Tremblay, Brian Ford, Carl Mokosak, Rick Tabaracci, Tom Barrasso, Ken Wregget, Ron Tugnut, Rich Parent, Sebastien Caron, Antti Niemi, Maxime Lagace
- 32** Dave Hannan, Dave Goertz, Dwight Mathiasen, Pat Mayer, Peter Taglianetti, John Slaney, Harry York, Greg Crozier, Dick Tarnstrom, Alain Nasreddine, Chris Minard, Mathieu Garon, Pierre-Luc Letourneau-Leblond, Mark Streit
- 33** Tony Feltrin, Bob Simpson, Rocky Saganiuk, Bob Gladney, Doug Bodger, Mike Rowe, Mitch Wilson, Zarley Zalapski, Bryan Fogarty, Marty McSorley, Jim McKenzie, Stefan Bergkvist, Alex Hicks, Dan LaCouture, Guillaume Lefebvre, Reid Simpson, Ziggy Palffy, Eric Cairns, Ryan Stone, Steve MacIntyre, Greg McKeeg
- 34** Andre St. Laurent, Tom Thornbury, Greg Tebbutt, Randy Hillier, Ted Nolan, Todd Charlesworth, Lee Giffin, Dwight Mathiasen, Scott Young, Dave Michayluk (playoffs only), Greg Brown, Rusty Fitzgerald, Jeff Christian, Peter Popovic, Garth Snow, Ross Lupaschuk, Ramzi Abid, Jonathan Filewich, Bobby Farnham, Tom Kuhnhackl
- 35** Roberto Romano, Warren Young, Darren Lowe, Ron Duguay, Brad Aitken, Tom Barrasso, Ty Conklin, **Tristan Jarry**
- 36** Jock Callander, Pat Neaton, Greg Andrusak, Corey Foster, Brad Lauer, J.J. Daigneault, Matthew Barnaby, Tom Kostopoulos, Andre Roy, Connor James, John Curry, Jussi Jokinen, Bryan Rust, Joseph Blandisi
- 37** Justin Duberman, Ladislav Karabin, Ian Moran (playoffs only), Greg Andrusak, Norm Maciver, Kip Miller, Tom Kostopoulos, Mikael Samuelsson, Ryan VandenBussche, Jarkko Ruutu, Bill Thomas, Brian Strait, Jeff Zatkoff, Carter Rowney, Sam Lafferty
- 38** Scott Gruhl, Jiri Hrdina, Peter Allen, Andreas Johansson, Jan Hrdina, Jeff Taffe, Jonathan Filewich, Mark Letestu, Nick Johnson, Colin McDonald, Zach Sill, Derek Grant
- 39** Mike Needham, Peter Allen, Joel Bouchard, Jon Sim, Chris Minard, Luca Caputi, Brad Thiessen, Harry Zolnierczyk, David Perron, Jean-Sebastien Dea
- 40** Frank Pietrangelo, Patrick Lalime, Andy Chiodo, Alexander Pechurskiy, Nick Drazenovic, Maxim Lapierre, Oskar Sundqvist
- 41** Shane Endicott, Jocelyn Thibault, Nathan Smith, Martin Skoula, Robert Bortuzzo, Daniel Sprong, Josh Currie
- 42** Tuomas Gronman, Dustin Jeffrey, Nick Johnson, Corey Potter, Dylan Reese, **Kasperii Kapanen**
- 43** Jeff Daniels, Tomas Surovy, Philippe Boucher, Scott Wilson, Conor Sheary
- 44** Todd Nelson, Drake Berehowsky, Ed Patterson, Rob Brown, Stephane Richer, Brooks Orpik, Taylor Chorney, Erik Gudbranson
- 45** Mike Needham (playoffs only), Glen Mulvenna, Peter Ferraro, Martin Sonnenberg, Rob Scuderi, Arron Asham, Adam Payerl, Josh Archibald
- 46** Victor Ignatjev, Pavel Skrbek, Jeff Toms, Joe Vitale, Dominik Uher, Zach Aston-Reese
- 47** Chris Ferraro, Maxim Galanov, Kent Manderville, Michal Sivek, Micki DuPont, Tim Brent, Simon Despres, Tom Sestito, Adam Johnson
- 48** Sven Butenschon, Jeff Serowik, Konstantin Koltsov, Tyler Kennedy
- 49** Greg Andrusak, Matt Hussey, Brian Gibbons, Dominik Simon
- 50** Martin Brochu, Juuso Riihola
- 51** Dave Roche, Derrick Pouliot
- 52** Rusty Fitzgerald, **Mark Friedman**
- 53** **Teddy Blueger**
- 54** Alexandre Picard, Thomas Di Pauli
- 55** Larry Murphy, Drake Berehowsky, Ric Jackman, Sergei Gonchar, Philip Samuelsson
- 56** Sergei Zubov, Eric Tangradi
- 57** Chris Ferraro, Shawn Heins, Marcel Goc, David Perron, Anthony Angello
- 58** **Kris Letang**

**59** Robert Dome, Michel Ouellet, Carl Sneep, Jayson Megna, **Jake Guentzel**

**61** Luca Caputi, Sergei Plotnikov, Steve Oleksy, Emil Larmi

**62** Carl Hagelin

**63** Tim Wallace, Radim Zohorna

**65** Ben Lovejoy, Ron Hainsey

**66** Mario Lemieux

**67** Alex Goligoski, Paul Bissonnette, Radim Zohorna

**68** Jaromir Jagr

**71** Jiri Slegř, Konstantin Koltsov, **Evgeni Malkin**

**72** Jeff Christian, Eric Meloche, Alex Kovalev, Patric Hornqvist

**73** Jack Johnson, **Pierre-Olivier Joseph**

**74** Jay McKee

**75** Ryan Reaves

**76** Richard Park

**77** Paul Coffey, **Jeff Carter**

**81** Miroslav Satan, Phil Kessel

**82** Martin Straka

**85** Petr Klima

**87** **Sidney Crosby**

**92** Rick Tocchet, Tomas Vokoun

**93** Petr Nedved

**95** Aleksey Morozov

# HONORS / AWARDS

## CHAMPIONSHIPS

### STANLEY CUP

1991, 1992, 2009, 2016, 2017	5
------------------------------	---

### PRINCE OF WALES TROPHY

1991, 1992, 2008, 2009, 2016, 2017	6
------------------------------------	---

### PRESIDENTS' TROPHY

1993	1
------	---

### DIVISION TITLES

1991, 1993, 1994, 1996, 1998, 2008, 2013, 2014, 2021	9
--	---

## LEGACY HONORS

### HOCKEY HALL OF FAME

Red Kelly	1969	
Tim Horton	1977	
Andy Bathgate	1978	
Leo Boivin	1986	
William 'Scotty' Bowman	1991	
Bob Johnson	1992	
Mario Lemieux	1997	
Bryan Trottier	1997	
Joe Mullen	2000	
Craig Patrick	2001	
Paul Coffey	2004	
Larry Murphy	2004	
Herb Brooks	2006	
Ron Francis	2007	
Luc Robitaille	2009	
Mark Recchi	2017	
Jim Rutherford	2019	
Sergei Zubov	2019	

### U.S. HOCKEY HALL OF FAME

Bob Paradise	1989	
Herb Brooks	1990	
Bob Johnson	1991	
Jack Kelley	1993	
Craig Patrick	1996	
Joe Mullen	1998	
Gordie Roberts	1999	
Mike Ramsey	2001	
Mark Johnson	2004	
Tom Barrasso	2009	
John LeClair	2009	
Kevin Hatcher	2010	
Eddie Olczyk	2012	
Bill Guerin	2013	
Scott Young	2017	

### FOSTER HEWITT MEMORIAL AWARD

Mike Lange	2001	1
------------	------	---

### RETIRED NUMBERS

Michel Briere	21	
Mario Lemieux	66	

## NHL AWARD WINNERS

### CONN SMYTHE TROPHY

Mario Lemieux	1991, 1992	2
<b>Evgeni Malkin</b>	<b>2009</b>	<b>1</b>
<b>Sidney Crosby</b>	<b>2016, 2017</b>	<b>2</b>

### HART MEMORIAL TROPHY

Mario Lemieux	1988, 1993, 1996	3
Jaromir Jagr	1999	1
<b>Sidney Crosby</b>	<b>2007, 2013</b>	<b>2</b>
<b>Evgeni Malkin</b>	<b>2012</b>	<b>1</b>

### MAURICE "ROCKET" RICHARD TROPHY

<b>Sidney Crosby</b>	<b>2010, 2017</b>	<b>2</b>
----------------------	-------------------	----------

### CALDER MEMORIAL TROPHY

Mario Lemieux	1985	1
<b>Evgeni Malkin</b>	<b>2007</b>	<b>1</b>

## NHL AWARD WINNERS CONTINUED

## ART ROSS TROPHY

Mario Lemieux	1988, 1989, 1992, 1993, 1996, 1997	6
Jaromir Jagr	1995, 1998, 1999, 2000, 2001	5
<b>Sidney Crosby</b>	<b>2007, 2014</b>	<b>2</b>
<b>Evgeni Malkin</b>	<b>2009, 2012</b>	<b>2</b>

## JAMES NORRIS TROPHY

Randy Carlyle	1981	1
---------------	------	---

## JACK ADAMS AWARD

Dan Bylsma	2011	1
------------	------	---

## BILL MASTERTON MEMORIAL TROPHY

Lowell MacDonald	1973	1
Mario Lemieux	1993	1

## MARK MESSIER LEADERSHIP AWARD

<b>Sidney Crosby</b>	<b>2010</b>	<b>1</b>
----------------------	-------------	----------

## TED LINDSAY/LESTER B. PEARSON AWARD

Mario Lemieux	1986, 1988, 1993, 1996	4
Jaromir Jagr	1999, 2000	2
<b>Sidney Crosby</b>	<b>2007, 2013, 2014</b>	<b>3</b>
<b>Evgeni Malkin</b>	<b>2012</b>	<b>1</b>

## FRANK J. SELKE TROPHY

Ron Francis	1995	1
-------------	------	---

## GENERAL MANAGER OF THE YEAR AWARD

Ray Shero	2013	1
Jim Rutherford	2016	1

## LADY BYNG MEMORIAL TROPHY

Rick Kehoe	1981	1
Ron Francis	1995, 1998	2

## NHL PLUS/MINUS AWARD

Mario Lemieux	1993	1
Ron Francis	1995	1
Pascal Dupuis	2013	1

## SCORING MILESTONES

## 50 GOAL CLUB

Pierre Larouche	1976	1
Jean Pronovost	1976	1
Rick Kehoe	1981	1
Mike Bullard	1984	1
Mario Lemieux	1987, 1988, 1989, 1993, 1996, 1997	6
Kevin Stevens	1992, 1993	2
Jaromir Jagr	1996, 2001	2
<b>Sidney Crosby</b>	<b>2010</b>	<b>1</b>
<b>Evgeni Malkin</b>	<b>2012</b>	<b>1</b>

## 100 POINT CLUB

Pierre Larouche	1976	1
Jean Pronovost	1976	1
Mario Lemieux	1985, 1986, 1987, 1988, 1989, 1990, 1992, 1993, 1996, 1997	10
Rob Brown	1989	1
Paul Coffey	1989, 1990	2
Mark Recchi	1991	1
Kevin Stevens	1992, 1993	2
Rick Tocchet	1993	1
Ron Francis	1993, 1996	2
Jaromir Jagr	1996, 1998, 1999, 2001	4
<b>Sidney Crosby</b>	<b>2006, 2007, 2009, 2010, 2014, 2019</b>	<b>6</b>
<b>Evgeni Malkin</b>	<b>2008, 2009, 2012</b>	<b>3</b>

## HONORS / AWARDS CONTINUED

## ALL-STAR RECOGNITION

## NHL FIRST-TEAM ALL-STAR

Randy Carlyle - D	1981	1
Mario Lemieux - C	1988, 1989, 1993, 1996, 1997	5
Paul Coffey - D	1989	1
Kevin Stevens - LW	1992	1
Jaromir Jagr - RW	1995, 1996, 1998, 1999, 2000, 2001	6
<b>Sidney Crosby - C</b>	<b>2007, 2013, 2014, 2016</b>	<b>4</b>
<b>Evgeni Malkin - C</b>	<b>2008, 2009, 2012</b>	<b>3</b>
James Neal - RW	2012	1
Chris Kunitz - LW	2013	1

## NHL SECOND-TEAM ALL-STAR

Mario Lemieux - C	1986, 1987, 1992, 2001	4
Paul Coffey - D	1990	1
Kevin Stevens - LW	1991, 1993	2
Tom Barrasso - G	1993	1
Larry Murphy - D	1993, 1995	2
Jaromir Jagr - RW	1997	1
<b>Sidney Crosby - C</b>	<b>2010, 2015, 2017, 2019</b>	<b>4</b>
<b>Kris Letang - D</b>	<b>2013, 2016</b>	<b>2</b>

## NHL ALL-ROOKIE TEAM

Mario Lemieux - C	1985	1
Warren Young - LW	1985	1
Zarley Zalapski - D	1989	1
Jaromir Jagr - RW	1991	1
Patrick Lalime - G	1997	1
Sebastien Caron - G	2003	1
Ryan Malone - LW	2004	1
<b>Sidney Crosby - C</b>	<b>2006</b>	<b>1</b>
<b>Evgeni Malkin - C</b>	<b>2007</b>	<b>1</b>
Jordan Staal - C	2007	1
Matt Murray - G	2017	1

## NHL ALL-STAR GAME SELECTIONS

Ken Schinkel	1969, 1970	2
Dean Prentice	1970	1
Bob Woytowich	1970	1
Greg Polis	1971, 1972, 1973	3
Lowell MacDonald	1973, 1974	2
Dave Burrows	1974, 1976	2
Al McDonough	1974	1
Syl Apps	1975	1
Jean Pronovost	1975, 1976, 1977, 1978	4
Pierre Larouche	1976	1
Ron Stackhouse	1980	1
Randy Carlyle	1981, 1982	2
Rick Kehoe	1981, 1983	2
Michel Dion	1982	1
Mike Bullard	1984	1
Mario Lemieux	1985, 1986, 1987, 1988, 1989, 1990, 1992, 1993, 1996, 1997, 2001, 2002, 2003	13
Paul Coffey	1988, 1989, 1990, 1991, 1992	5
Rob Brown	1989	1
John Cullen	1991	1
Mark Recchi	1991	1
Kevin Stevens	1991, 1992, 1993	3
Jaromir Jagr	1992, 1993, 1994, 1996, 1997, 1998, 1999, 2000, 2001	9
Bryan Trottier	1992	1
Rick Tocchet	1993	1
Larry Murphy	1994	1
Joe Mullen	1994	1
Ron Francis	1996	1
Kevin Hatcher	1997	1
Martin Straka	1999	1
Alexei Kovalev	2001, 2003	2
<b>Sidney Crosby</b>	<b>2007, 2008, 2009, 2011, 2015, 2017, 2018, 2019</b>	<b>8</b>
<b>Evgeni Malkin</b>	<b>2008, 2009, 2011, 2012, 2015, 2016, 2017</b>	<b>7</b>
Sergei Gonchar	2008	1
<b>Kris Letang</b>	<b>2011, 2012, 2016, 2018, 2019, 2020</b>	<b>6</b>
Marc-Andre Fleury	2011, 2015	2
James Neal	2012	1
<b>Jake Guentzel</b>	<b>2020, 2022</b>	<b>2</b>
<b>Tristan Jarry</b>	<b>2020, 2022</b>	<b>2</b>

# ALL-STAR GAME

SEASON	SITE	TEAM	PLAYER	G/MP	A	PTS/GA
<b>2021-22</b>	Vegas	Metropolitan	Tristan Jarry	10	0	4
			Jake Guentzel	1	1	2
<b>2019-20</b>	St. Louis	Metropolitan	Kris Letang!	1	0	0
			Tristan Jarry	10	--	3
			Jake Guentzel	--	--	--
<b>2018-19</b>	San Jose	Metropolitan	Sidney Crosby	4	4	8
			Kris Letang	2	3	5
<b>2017-18</b>	Tampa	Metropolitan	Sidney Crosby	1	1	2
			Kris Letang	1	0	1
<b>2016-17</b>	Los Angeles	Metropolitan	Sidney Crosby	1	1	2
			Evgeni Malkin\$	--	--	--
<b>2015-16</b>	Nashville	Metropolitan	Evgeni Malkin	1	1	2
			Kris Letang	1	0	1
<b>2014-15</b>	Columbus	Foligno	Marc-Andre Fleury	20	--	7
			Sidney Crosby\$	--	--	--
			Evgeni Malkin\$	--	--	--
<b>2013-14</b>	No Game Played					
<b>2012-13</b>	No Game Played					
<b>2011-12</b>	Ottawa	Chara	Evgeni Malkin	1	1	2
		Alfredsson	James Neal	0	1	1
		Alfredsson	Kris Letang	0	1	1
<b>2010-11</b>	Carolina	Staal	Kris Letang	2	0	2
		Lidstrom	Marc-Andre Fleury*	20	--	4
			Sidney Crosby*\$	--	--	--
			Evgeni Malkin*\$	--	--	--
<b>2009-10</b>	No Game Played					
<b>2008-09</b>	Montreal	Eastern Conference	Sidney Crosby*\$	--	--	--
			Evgeni Malkin*	1	0	1
<b>2007-08</b>	Atlanta	Eastern Conference	Sidney Crosby*\$	--	--	--
			Evgeni Malkin#	0	2	2
			Sergei Gonchar	0	0	0
<b>2006-07</b>	Dallas	Eastern Conference	Sidney Crosby*	0	0	0
<b>2005-06</b>	No Game Played					
<b>2004-05</b>	No Game Played					
<b>2003-04</b>	Minnesota	Eastern Conference	No Penguins Selected			
<b>2002-03</b>	Sunrise, FL	Eastern Conference	Alexei Kovalev	0	0	0
			Mario Lemieux\$	--	--	--
<b>2001-02</b>	Los Angeles	North America	Mario Lemieux	1	0	1
<b>2000-01</b>	Denver	World	Jaromir Jagr*\$	--	--	--
		World	Alexei Kovalev	1	1	2
		North America	Mario Lemieux	1	1	2
<b>1999-00</b>	Toronto	World	Jaromir Jagr*	1	0	1

\* - VOTED TO STARTING LINEUP    \$ - MISSED GAME DUE TO INJURY    ! - NAMED TO REPLACE GUENTZEL  
& - NAMED TO REPLACE LEMIEUX    # - NAMED TO REPLACE CROSBY

## ALL- STAR GAME CONTINUED

SEASON	SITE	TEAM	PLAYER	G/MP	A	PTS/GA
<b>1998-99</b>	Tampa Bay	World	Jaromir Jagr*	0	1	1
		World	Martin Straka	0	0	0
<b>1997-98</b>	Vancouver	World	Jaromir Jagr	1	0	1
<b>1996-97</b>	San Jose	Eastern Conference	Mario Lemieux*	2	1	3
		Eastern Conference	Kevin Hatcher	0	0	0
		Eastern Conference	Jaromir Jagr*\$	--	--	--
<b>1995-96</b>	Boston	Eastern Conference	Mario Lemieux*	0	2	2
		Eastern Conference	Jaromir Jagr*	1	0	1
		Eastern Conference	Ron Francis	0	1	1
<b>1994-95</b>	No Game Played					
<b>1993-94</b>	New York (MSG)	Eastern Conference	Jaromir Jagr\$	--	--	--
		Eastern Conference	Larry Murphy	0	0	0
		Eastern Conference	Joe Mullen	1	1	2
<b>1992-93</b>	Montreal	Wales Conference	Mario Lemieux*\$	--	--	--
		Wales Conference	Kevin Stevens*	1	2	3
		Wales Conference	Jaromir Jagr*	1	1	2
		Wales Conference	Rick Tocchet&	2	0	2
<b>1991-92</b>	Philadelphia	Wales Conference	Mario Lemieux*	0	1	1
		Wales Conference	Paul Coffey*	0	0	0
		Wales Conference	Kevin Stevens*	1	0	1
		Wales Conference	Jaromir Jagr*	0	1	1
		Wales Conference	Bryan Trottier	1	0	1
<b>1990-91</b>	Chicago	Wales Conference	Paul Coffey*	0	0	0
		Wales Conference	John Cullen	0	1	1
		Wales Conference	Mark Recchi	0	0	0
		Wales Conference	Kevin Stevens	1	0	1
<b>1989-90</b>	Pittsburgh	Wales Conference	Paul Coffey	0	2	2
		Wales Conference	Mario Lemieux* (MVP)	4	0	4
<b>1988-89</b>	Edmonton	Wales Conference	Rob Brown	0	0	0
		Wales Conference	Paul Coffey*	0	0	0
		Wales Conference	Mario Lemieux*	1	1	2
<b>1987-88</b>	St. Louis	Wales Conference	Paul Coffey*	0	0	0
		Wales Conference	Mario Lemieux* (MVP)	3	3	6
<b>1986-87</b>	Quebec (2 gms)	NHL ALL-STARS	Mario Lemieux*	0	3	3
<b>1985-86</b>	Hartford	Wales Conference	Mario Lemieux*	0	0	0
<b>1984-85</b>	Calgary	Wales Conference	Mario Lemieux* (MVP)	2	1	3
<b>1983-84</b>	New Jersey	Wales Conference	Mike Bullard	0	0	0
<b>1982-83</b>	New York (LI)	Wales Conference	Rick Kehoe	0	0	0
<b>1981-82</b>	Washington	Wales Conference	Randy Carlyle	0	1	1
		Wales Conference	Michel Dion	30	--	2
<b>1980-81</b>	Los Angeles	Wales Conference	Randy Carlyle	0	0	0
		Wales Conference	Rick Kehoe	0	1	1

\* - VOTED TO STARTING LINEUP    \$ - MISSED GAME DUE TO INJURY  
 & - NAMED TO REPLACE LEMIEUX    # - NAMED TO REPLACE CROSBY



## ALL- STAR GAME CONTINUED

SEASON	SITE	TEAM	PLAYER	G/MP	A	PTS/GA
<b>1979-80</b>	Detroit	Wales Conference	Ron Stackhouse	1	0	1
<b>1978-79</b>	New York (MSG)	NHL ALL-STARS	No Penguins Selected			
<b>1977-78</b>	Buffalo	Wales Conference	Jean Pronovost	0	0	0
<b>1976-77</b>	Vancouver	Wales Conference	Jean Pronovost	0	0	0
<b>1975-76</b>	Philadelphia	Wales Conference	Dave Burrows	0	0	0
		Wales Conference	Pierre Larouche	0	0	0
		Wales Conference	Jean Pronovost	0	0	0
<b>1974-75</b>	Montreal	Wales Conference	Syl Apps (MVP)	2	0	2
		Wales Conference	Jean Pronovost	0	0	0
<b>1973-74</b>	Chicago	Western Conference	Dave Burrows	0	0	0
		Western Conference	Lowell MacDonald	1	1	2
		Western Conference	Al McDonough	1	0	1
<b>1972-73</b>	New York (MSG)	Western Conference	Lowell MacDonald	0	1	1
		Western Conference	Greg Polis (MVP)	2	0	2
<b>1971-72</b>	Bloomington, MN	Western Conference	Greg Polis	0	0	0
<b>1970-71</b>	Boston	Western Conference	Greg Polis	0	0	0
<b>1969-70</b>	St. Louis	Western Conference	Dean Prentice	1	0	1
		Western Conference	Bob Woytowich	0	1	1
<b>1968-69</b>	Montreal	Western Conference	Ken Schinkel	0	0	0
<b>1967-68</b>	Toronto	NHL ALL-STARS	Ken Schinkel	0	0	0

# ATTENDANCE

## REGULAR SEASON

YEAR	ATTENDANCE	# OF DATES	AVG. ATTENDANCE	SELLOUTS	CAPACITY
1967-68	274,049	37	7,407	0	12,580
1968-69	228,285	38	6,008	0	12,580
1969-70	265,936	38	6,998	0	12,580
1970-71	377,182	39	9,671	3	12,580
1971-72	375,711	39	9,634	5	12,580
1972-73	436,601	39	11,195	7	12,866
1973-74	396,197	39	10,159	4	13,431
1974-75	448,977	40	11,224	11	13,404
1975-76	458,198	40	11,455	0	16,402
1976-77	401,580	40	10,040	1	16,404
1977-78	421,933	40	10,548	2	16,033
1978-79	457,209	40	11,430	3	16,033
1979-80	426,156	40	10,653	2	16,033
1980-81	413,407	40	10,335	0	16,033
1981-82	451,965	40	11,299	5	16,033
1982-83	336,300	40	8,408	1	16,033
1983-84	273,550	40	6,839	0	16,033
1984-85	400,711	40	10,018	4	16,033
1985-86	503,020	40	12,576	13	16,033
1986-87	598,614	40	14,965	26	16,033
1987-88	606,638	40	15,166	26	16,168
1988-89	629,345	40	15,734	34	16,025
1989-90	640,700	40	16,018	34	#16,015
1990-91	637,072	40	15,927	28	16,164
1991-92	639,736	40	15,993	32	16,164
1992-93	660,290	41	16,105	30	16,164
1993-94	685,589	41	16,714	11	17,537
1994-95	386,599	24	16,108	9	17,181
1995-96	665,790	41	16,239	20	17,181
1996-97	684,346	41	16,691	21	17,181
1997-98	617,815	41	15,069	7	16,958
1998-99	607,822	41	14,825	5	16,958
1999-00	636,199	41	15,517	13	16,958
2000-01	655,926	40	16,398	26	16,958
2001-02	641,641	41	15,650	18	16,958
2002-03	604,970	41	14,755	8	16,958
2003-04	486,961	41	11,877	1	16,940
2005-06	647,975	41	15,804	12	16,940
2006-07	673,422	41	16,424	30	16,940
2007-08	700,193	41	17,078	*41	16,940

## ATTENDANCE CONTINUED

## REGULAR SEASON

YEAR	ATTENDANCE	# OF DATES	AVG. ATTENDANCE	SELLOUTS	CAPACITY
2008-09	682,298	40	17,058	40	16,940
2009-10	700,211	41	17,078	*41	16,940
2010-11	729,628	40	18,241	40	18,087
2011-12	761,224	41	18,567	*41	18,387
2012-13	447,560	24	*18,648	24	18,387
2013-14	*763,334	41	18,618	*41	18,387
2014-15	763,319	41	18,618	*41	18,387
2015-16	760,586	41	18,551	*41	18,387
2016-17	742,955	40	18,574	40	18,387
2017-18	761,794	41	18,580	*41	18,387
2018-19	761,483	41	18,573	*41	18,387
2019-20	648,813	35	18,538	35	18,387
2020-21	70,976	20	3,549	20	15-25%^
2021-22	725,046	41	17,684	12	18,187

\* CLUB RECORD # CAPACITY INCREASED TO 16,236 AFTER HOME GAME #25

^NO FANS FROM 1/17/21-2/20/21

^15% CAPACITY FROM 3/2/21-3/29/21

^25% CAPACITY FROM 4/15/21-5/8/21

## ATTENDANCE CONTINUED

## PLAYOFFS

YEAR	ATTENDANCE	# OF DATES	AVG. ATTENDANCE	SELLOUTS	CAPACITY
1969-70	53,592	5	10,718	2	
1971-72	25,515	2	12,758	1	
1974-75	66,833	5	13,367	4	
1975-76	13,626	1	13,626	0	
1976-77	25,967	2	12,984	0	
1978-79	45,702	3	15,234	2	
1979-80	26,901	2	13,451	0	
1980-81	26,688	2	13,344	0	
1981-82	25,457	2	12,729	0	
1988-89	96,150	6	16,025	6	
1990-91	210,132	*13	16,164	*13	
1991-92	161,640	10	16,164	10	
1992-93	129,312	8	16,164	8	
1993-94	46,412	3	15,471	0	
1994-95	114,894	7	16,413	2	
1995-96	171,597	10	17,159	9	
1996-97	34,710	2	17,355	2	
1997-98	48,437	3	16,146	1	
1998-99	99,787	6	16,631	4	
1999-00	84,924	5	16,984	4	
2000-01	137,184	8	17,148	8	
2006-07	34,264	2	17,132	2	
2007-08	188,452	11	17,132	11	
2008-09	188,452	11	17,132	11	
2009-10	119,924	7	17,132	7	
2010-11	73,939	4	18,485	4	
2011-12	55,819	3	18,606	3	
2012-13	149,041	8	18,630	8	
2013-14	130,411	7	18,630	7	
2014-15	37,264	2	*18,632	2	
2015-16	*241,979	*13	18,614	*13	
2016-17	241,935	*13	18,610	*13	
2017-18	111,741	6	18,624	6	
2018-19	37,219	2	18,610	2	
2019-20\$	--	--	--	--	
2020-21	23,360	3	7,787	3^	
2021-22	<b>55,119</b>	<b>3</b>	<b>18,373</b>	<b>3</b>	

\* CLUB RECORD # CAPACITY INCREASED TO 16,236 AFTER HOME GAME #25

\$ ALL 2020 PLAYOFF GAMES WERE PLAYED IN TORONTO IN FRONT OF NO FANS

^2021 POSTSEASON PLAYED IN FRONT OF 25% AND 50% CAPACITY

# TRAINING CAMP

## SITES AND RECORDS BY YEAR

YEAR	SITE	PRESEASON RECORD	YEAR	SITE	PRESEASON RECORD
<b>1967-68</b>	Brantford, Ont.	4-1-1	<b>2009-10</b>	Pittsburgh, PA	1-4-1
<b>1968-69</b>	Brantford, Ont.	1-5-2	<b>2010-11</b>	Pittsburgh, PA	5-1-0
<b>1969-70</b>	Brantford, Ont.	4-1-2	<b>2011-12</b>	Pittsburgh, PA	5-1-0
<b>1970-71</b>	Brantford, Ont.	4-3-2	<b>2012-13</b>	Pittsburgh, PA	---
<b>1971-72</b>	Brantford, Ont.	3-2-3	<b>2013-14</b>	Pittsburgh, PA/West Point, NY	3-2-1
<b>1972-73</b>	Brantford, Ont.	5-4-1	<b>2014-15</b>	Pittsburgh, PA	3-3-0
<b>1973-74</b>	Brantford, Ont.	4-2-3	<b>2015-16</b>	Pittsburgh, PA	3-5-0
<b>1974-75</b>	Brantford, Ont.	5-4-0	<b>2016-17</b>	Pittsburgh, PA	3-3-0
<b>1975-76</b>	Pittsburgh, PA	2-3-3	<b>2017-18</b>	Pittsburgh, PA	3-3-1
<b>1976-77</b>	Pittsburgh, PA	7-3-0	<b>2018-19</b>	Pittsburgh, PA	2-3-1
<b>1977-78</b>	Pittsburgh, PA	4-3-0	<b>2019-20</b>	Pittsburgh, PA	2-1-3
<b>1978-79</b>	Pittsburgh, PA	3-5-0	<b>2020-21</b>	Pittsburgh, PA	---
<b>1979-80</b>	Pittsburgh, PA	3-4-1	<b>2021-22</b>	Pittsburgh, PA	4-2-0
<b>1980-81</b>	Pittsburgh, PA	1-3-2			
<b>1981-82</b>	Erie/Johnstown, PA	4-1-2			
<b>1982-83</b>	Johnstown, PA	1-3-3			
<b>1983-84</b>	Johnstown, PA	3-4-1			
<b>1984-85</b>	Pittsburgh, PA	2-4-0			
<b>1985-86</b>	Pittsburgh, PA	1-5-0			
<b>1986-87</b>	Pittsburgh, PA	2-6-0			
<b>1987-88</b>	Pittsburgh, PA	5-1-2			
<b>1988-89</b>	Pittsburgh, PA	6-3-0			
<b>1989-90</b>	Pittsburgh, PA	4-5-1			
<b>1990-91</b>	Pittsburgh, PA	7-2-0			
<b>1991-92</b>	Pittsburgh, PA/Denver, CO	4-3-2			
<b>1992-93</b>	Pittsburgh, PA	3-5-1			
<b>1993-94</b>	Pittsburgh, PA	5-4-0			
<b>1994-95</b>	Pittsburgh, PA	3-5-1			
<b>1995-96</b>	Canonsburg, PA	3-5-1			
<b>1996-97</b>	Canonsburg, PA	2-6-1			
<b>1997-98</b>	Canonsburg, PA	4-4-0			
<b>1998-99</b>	Canonsburg, PA	4-2-3			
<b>1999-00</b>	Canonsburg, PA	2-3-0-1			
<b>2000-01</b>	Canonsburg/Wilkes-Barre, PA	3-4-0-0			
<b>2001-02</b>	Canonsburg/Wilkes-Barre, PA	1-2-3-0			
<b>2002-03</b>	Canonsburg/Wilkes-Barre, PA	2-4-1-0			
<b>2003-04</b>	Canonsburg, PA	2-4-1-0			
<b>2005-06</b>	Pittsburgh/Wilkes-Barre, PA	2-6-2			
<b>2006-07</b>	Pittsburgh, PA/Moncton, New Brunswick/ West Point, NY	2-2-3			
<b>2007-08</b>	Pittsburgh, PA	1-3-2			
<b>2008-09</b>	Pittsburgh, PA	4-0-1			

# TEAM AWARDS

## MICHEL BRIERE MEMORIAL TROPHY - ROOKIE OF THE YEAR

The Michel Briere Memorial Trophy is awarded to the Penguins player judged to be the best rookie on the team. The trophy is presented in memory of the late Michel Briere, who was an outstanding forward in his only season with the Penguins in 1969-70.

1967-68	Les Binkley	1984-85	Mario Lemieux	2001-02	Johan Hedberg
1968-69	Jean Pronovost	1985-86	Jim Johnson	2002-03	No Winner
1969-70	Michel Briere	1986-87	No Winner	2003-04	Ryan Malone
1970-71	Greg Polis	1987-88	Rob Brown	2005-06	<b>Sidney Crosby</b>
1971-72	Dave Burrows	1988-89	Zarley Zalapski	2006-07	<b>Evgeni Malkin</b> & Jordan Staal
1972-73	No Winner	1989-90	Mark Recchi	2007-08	<b>Kris Letang</b>
1973-74	Ron Lalonde	1990-91	Jaromir Jagr	2008-09	No Winner
1974-75	Pierre Larouche	1991-92	Jim Paek	2009-10	No Winner
1975-76	No Winner	1992-93	Shawn McEachern	2010-11	Mark Letestu
1976-77	Greg Malone	1993-94	No Winner	2011-12	No Winner
1977-78	Peter Lee	1994-95	No Winner	2012-13	Simon Despres
1978-79	Greg Millen & Rod Schutt	1995-96	No Winner	2013-14	Olli Maatta
1979-80	Paul Marshall	1996-97	Patrick Lalime	2014-15	Derrick Pouliot
1980-81	Mark Johnson	1997-98	Peter Skudra	2015-16	<b>Bryan Rust</b>
1981-82	Mike Bullard	1998-99	Jan Hrdina	2016-17	Matt Murray
1982-83	Dave Hannan	1999-00	Jean-Sebastien Aubin	2017-22	No Winner
1983-84	Roberto Romano	2000-01	No Winner		

## PLAYERS' PLAYER AWARD

The players hold a vote at the end of the season for the player they feel exemplifies leadership for the team both on and off of the ice, and who is dedicated to teamwork.

1967-68	No Award	1985-86	Terry Ruskowski	2005-06	John LeClair
1968-69	Val Fonteyne	1986-87	Dan Quinn & Terry Ruskowski	2006-07	Mark Recchi
1969-70	Jean Pronovost & Dean Prentice	1987-88	Mario Lemieux	2007-08	Ryan Malone
1970-71	Jean Pronovost	1988-89	Randy Hillier	2008-09	Eric Godard
1971-72	Jean Pronovost	1989-90	Randy Hillier	2009-10	Jordan Staal
1972-73	Lowell MacDonald	1990-91	Mark Recchi	2010-11	Brooks Orpik
1973-74	Jean Pronovost	1991-92	Joe Mullen	2011-12	Brooks Orpik
1974-75	Ron Schock	1992-93	Mario Lemieux	2012-13	Brooks Orpik
1975-76	Jean Pronovost	1993-94	Ron Francis	2013-14	Brooks Orpik
1976-77	Denis Herron	1994-95	Ron Francis	2014-15	Marc-Andre Fleury
1977-78	Denis Herron	1995-96	Ron Francis	2015-16	Marc-Andre Fleury
1978-79	Greg Malone	1996-97	Joe Mullen	2016-17	Marc-Andre Fleury
1979-80	Rick Kehoe	1997-98	Ron Francis	2017-18	<b>Sidney Crosby</b>
1980-81	Rick Kehoe	1998-99	Jaromir Jagr & Martin Straka	2018-19	<b>Sidney Crosby</b>
1981-82	Mike Bullard	1999-00	Martin Straka	2019-20	No Winner
1982-83	Pat Boutette	2000-01	Martin Straka	2020-21	<b>Sidney Crosby</b>
1983-84	Denis Herron	2001-02	Alexei Kovalev & Ian Moran	2021-22	<b>Sidney Crosby</b>
1984-85	Warren Young	2002-03	No Winner Announced		
		2003-04	Kelly Buchberger		

## TEAM AWARDS CONTINUED

### BAZ BASTIEN MEMORIAL AWARD - GOOD GUY AWARD

The Good Guy Award is presented by the Pittsburgh chapter of the Professional Hockey Writers Association to the player who the local media want to acknowledge for his cooperation throughout the year. The award is presented in the memory of the late Aldege "Baz" Bastien, Penguins general manager from 1976-83.

1983-84	Gary Rissling	1995-96	Petr Nedved	2008-09	<b>Sidney Crosby</b> & Brooks Orpik
1984-85	Gary Rissling	1996-97	Ken Wregget	2009-10	<b>Sidney Crosby</b> & Marc-Andre Fleury
1985-86	Terry Ruskowski	1997-98	Ron Francis	2010-11	Mike Rupp
1986-87	Dan Frawley	1998-99	Jiri Slegr	2011-12	Marc-Andre Fleury & Pascal Dupuis
1987-88	Randy Cunneynworth	1999-00	Rob Brown	2012-13	Matt Niskanen
1988-89	Jim Johnson	2000-01	Alexei Kovalev	2013-14	Matt Niskanen
1989-90	Troy Loney	2001-02	Johan Hedberg	2014-22	No Winner
1990-91	Phil Bourque	2002-03	Steve McKenna		
1991-92	Larry Murphy	2003-04	Brooks Orpik		
1992-93	Kevin Stevens	2005-06	<b>Sidney Crosby</b>		
1993-94	Joe Mullen	2006-07	Pittsburgh Penguins team		
1994-95	Larry Murphy	2007-08	Ryan Whitney		

### DEFENSIVE PLAYER OF THE YEAR

The award honors the defensive skills of an individual player on the team.

2008-09	Jordan Staal	2011-12	Brooks Orpik & Marc-Andre Fleury	2014-15	<b>Kris Letang</b>
2009-10	Brooks Orpik	2012-13	Paul Martin	2015-16	<b>Kris Letang</b>
2010-11	Brooks Orpik	2013-14	Matt Niskanen	2016-22	No Winner

### BOB JOHNSON MEMORIAL BADGER BOB AWARD

Presented in the memory of the Penguins' late head coach. The "Badger Bob" Award is presented to the player who, through his performance on the ice, his character and total dedication to his teammates for the success of the team, shows that every day is "A Great Day For Hockey."

1994-95	Ron Francis & Joe Mullen	1998-99	Martin Straka	2001-02	Ian Moran
1995-96	Jaromir Jagr	1999-00	Jiri Slegr	2002-22	No Winner Announced
1996-97	Joe Mullen	2000-01	Martin Straka & Darius Kasparaitis		
1997-98	Ron Francis				

## TEAM AWARDS CONTINUED

### THE EDWARD J. DEBARTOLO COMMUNITY SERVICE AWARD

The award recognizes the players who have donated a considerable amount of time during the season to community and charity projects.

1991-92	Troy Loney & Phil Bourque	2001-02	Andrew Ference	2010-11	Max Talbot & Mike Rupp
1992-93	Jim Paek & Shawn McEachern	2002-03	Johan Hedberg & Steve McKenna	2011-12	<b>Evgeni Malkin</b>
1993-94	Ken Wregget & Tom Barrasso	2003-04	Steve McKenna & Rico Fata	2012-13	Matt Cooke
1994-95	Ron Francis & Bryan Trottier	2005-06	Ryan Malone, Marc-Andre Fleury, Colby Armstrong & Ryan Whitney	2013-14	Marc-Andre Fleury
1995-96	Dave Roche	2006-07	Mark Recchi	2014-15	Paul Martin
1996-97	Joe Dziedzic & Chris Tamer	2007-08	Georges Laraque	2015-16	<b>Sidney Crosby</b>
1997-98	Chris Tamer & Tyler Wright	2008-09	Eric Godard	2016-17	<b>Sidney Crosby</b>
1998-99	Rob Brown & Tyler Wright	2009-10	<b>Sidney Crosby</b>	2017-18	Matt Murray
1999-00	Matthew Barnaby & Ian Moran			2018-19	Matt Murray & <b>Bryan Rust</b>
2000-01	Bob Boughner			2019-22	No Winner

### A.T. CAGGIANO MEMORIAL BOOSTER CLUB AWARD

Presented in the memory of longtime Penguins locker room attendant Anthony "A.T." Caggiano. Booster Club Members vote for the three stars after every home game and tally their votes at the end of the regular season to determine the winner.

1974-75	Vic Hadfield	1989-90	Mario Lemieux	2005-06	<b>Sidney Crosby</b>
1975-76	Dave Burrows	1990-91	Mark Recchi	2006-07	<b>Sidney Crosby</b>
1976-77	Dunc Wilson	1991-92	Mario Lemieux	2007-08	<b>Evgeni Malkin</b>
1977-78	Denis Herron	1992-93	Mario Lemieux	2008-09	<b>Evgeni Malkin</b>
1978-79	Randy Carlyle	1993-94	Ron Francis	2009-10	<b>Sidney Crosby</b>
1979-80	George Ferguson	1994-95	Jaromir Jagr	2010-11	Marc-Andre Fleury
1980-81	Randy Carlyle	1995-96	Mario Lemieux	2011-12	<b>Evgeni Malkin</b>
1981-82	Michel Dion	1996-97	Mario Lemieux	2012-13	<b>Sidney Crosby</b> and Marc-Andre Fleury
1982-83	Michel Dion	1997-98	Jaromir Jagr	2013-14	<b>Sidney Crosby</b> and Marc-Andre Fleury
1983-84	Mike Bullard	1998-99	Jaromir Jagr	2014-15	Marc-Andre Fleury
1984-85	Mario Lemieux	1999-00	Jean-Sebastien Aubin	2015-22	No Winner
1985-86	Mario Lemieux	2000-01	Alexei Kovalev		
1986-87	Mario Lemieux	2001-02	Alexei Kovalev		
1987-88	Mario Lemieux	2002-03	Mario Lemieux		
1988-89	Mario Lemieux	2003-04	Ryan Malone		



## TEAM AWARDS CONTINUED

### MASTERTON NOMINEE – COMEBACK PLAYER

The Pittsburgh chapter of the Professional Hockey Writers Association votes for the Penguins' Masterton nominee. Each NHL team selects a Masterton candidate from which the overall winner is chosen. The Masterton candidate is nominated as the player who best exemplifies the qualities of perseverance, sportsmanship and dedication to hockey.

1982-83	Greg Malone	1995-96	Ron Francis	2009-10	Bill Guerin
1983-84	Denis Herron	1996-97	Joe Mullen	2010-11	Deryk Engelland
1984-85	Gary Rissling & Warren Young	1997-98	Rob Brown	2011-12	Matt Cooke
1985-86	Terry Ruskowski	1998-99	Darius Kasparaitis	2012-13	<b>Sidney Crosby</b>
1986-87	Randy Cunneynworth	1999-00	Darius Kasparaitis	2013-14	<b>Kris Letang</b>
1987-88	Randy Hillier	2000-01	Ian Moran	2014-15	<b>Kris Letang</b>
1988-89	Phil Bourque	2001-02	Stephane Richer	2015-16	Pascal Dupuis
1989-90	Mario Lemieux	2002-03	Martin Straka	2016-17	Marc-Andre Fleury
1990-91	Mario Lemieux	2003-04	Landon Wilson	2017-18	<b>Kris Letang</b>
1991-92	Joe Mullen	2005-06	John LeClair	2018-19	Matt Cullen
1992-93	Mario Lemieux	2006-07	Alain Nasreddine	2019-20	<b>Evgeni Malkin</b>
1993-94	Kevin Stevens	2007-08	Ty Conklin	2020-21	<b>Casey DeSmith</b>
1994-95	John Cullen	2008-09	Mark Eaton	2021-22	Brian Boyle

### MOST VALUABLE PLAYER AWARD

Based on the overall contribution the player makes to the team.

1967-68	Les Binkley	1984-85	Mario Lemieux	2003-04	Dick Tarnstrom
1968-69	Keith McCreary	1985-86	Mario Lemieux	2005-06	<b>Sidney Crosby</b>
1969-70	Jean Pronovost	1986-87	Mario Lemieux	2006-07	<b>Sidney Crosby</b>
1970-71	Ron Schock	1987-88	Mario Lemieux	2007-08	<b>Evgeni Malkin</b>
1971-72	Jean Pronovost	1988-89	Mario Lemieux	2008-09	<b>Evgeni Malkin</b>
1972-73	Dave Burrows	1989-90	Mario Lemieux	2009-10	<b>Sidney Crosby</b>
1973-74	Syl Apps, Dave Burrows, Jean Pronovost & Lowell MacDonald	1990-91	Mark Recchi	2010-11	Marc-Andre Fleury
1974-75	Ron Schock & Ron Stackhouse	1991-92	Mario Lemieux	2011-12	<b>Evgeni Malkin</b>
1975-76	Pierre Larouche	1992-93	Mario Lemieux	2012-13	<b>Sidney Crosby</b>
1976-77	Dunc Wilson	1993-94	Ron Francis	2013-14	<b>Sidney Crosby</b>
1977-78	Pete Mahovlich	1994-95	Jaromir Jagr	2014-15	Marc-Andre Fleury
1978-79	Ron Stackhouse & Orest Kindrachuk	1995-96	Mario Lemieux	2015-16	<b>Sidney Crosby</b>
1979-80	George Ferguson	1996-97	Mario Lemieux	2016-17	<b>Sidney Crosby</b>
1980-81	Randy Carlyle	1997-98	Ron Francis & Jaromir Jagr	2017-18	<b>Evgeni Malkin</b>
1981-82	Michel Dion	1998-99	Jaromir Jagr	2018-19	<b>Sidney Crosby</b>
1982-83	Doug Shedden	1999-00	Jaromir Jagr	2019-20	<b>Evgeni Malkin</b>
1983-84	Mike Bullard	2000-01	Mario Lemieux	2020-21	<b>Sidney Crosby</b>
		2001-02	Alexei Kovalev	2021-22	<b>Sidney Crosby</b>
		2002-03	Mario Lemieux		

# 1967-68

## HIGHLIGHTS

- Andy Bathgate scores the first franchise goal against Rogie Vachon and Montreal on Oct. 11.
- Pittsburgh records the first victory in franchise history on Oct. 13, 3-1 at St. Louis.
- The Penguins record their first home win, 4-2, over Chicago on Oct. 21. They also become the first expansion team to defeat one of the "Original Six."
- Les Binkley records Pittsburgh's first shutout, 1-0, on Nov. 4 at Oakland.
- Ken Schinkel represents the Penguins at the NHL All-Star Game in Toronto.

## TRANSACTIONS

**June 6, 1967** - Obtained Paul Andrea, Dunc McCallum, George Konik and Frank Francis from the New York Rangers for Larry Jeffrey.

**Sept. 7, 1967** - Obtained Hank Bassen from Detroit for Roy Edwards.

**Feb. 27, 1968** - Obtained Wayne Hicks from Philadelphia for Art Stratton.

## SCORING

PLAYERS	GP	G	A	PTS	PIM
Andy Bathgate	74	20	39	59	55
Ab McDonald	74	22	21	43	38
Ken Schinkel	57	14	25	39	19
Art Stratton	58	16	21	37	16
Earl Ingarfield	50	15	22	37	12
Val Fonteyne	69	6	28	34	0
Gene Ubriaco	65	18	15	33	16
Noel Price	70	6	27	33	48
Paul Andrea	65	11	21	32	2
Billy Dea	73	16	12	28	6
Keith McCreary	70	14	12	26	44
Leo Boivin	73	9	13	22	74
Bob Dillabough	47	7	12	19	18
Bob Rivard	27	5	12	17	4
Bill Speer	68	3	13	16	44
George Konik	52	7	8	15	26
Al MacNeil	74	2	10	12	58
Wayne Hicks	15	4	7	11	2
Dick Mattiussi	32	0	2	2	18
Dunc McCallum	32	0	2	2	36
Mel Pearson	2	0	1	1	0
Ted Lanyon	5	0	0	0	4
Hank Bassen	25	0	0	0	8
Les Binkley	54	0	0	0	0

## GOALTENDERS

GOALIE	W-L-O	GP	MP	GA	SO	GAA
Les Binkley	20-24-10	54	3139	150	6	2.87
Hank Bassen	7-10-3	25	1295	62	1	2.87
<b>TOTALS</b>	<b>27-34-13</b>	<b>74</b>	<b>4440</b>	<b>216</b>	<b>7</b>	<b>2.92</b>

## GAMES

DATE	RESULT	SCORE	OPPONENT
Oct. 11	L	1-2	MONTREAL
Oct. 13	W	3-1	St. Louis
Oct. 14	L	2-4	ST. LOUIS
Oct. 18	T	3-3	MINNESOTA
Oct. 19	L	0-1	Philadelphia
Oct. 21	W	4-2	CHICAGO
Oct. 22	L	4-6	New York
Oct. 25	W	4-1	OAKLAND
Oct. 28	L	3-5	LOS ANGELES
Oct. 29	L	2-4	Boston
Nov. 1	W	4-1	Minnesota
Nov. 4	W	1-0	Oakland
Nov. 8	T	1-1	PHILADELPHIA
Nov. 9	L	1-5	Detroit
Nov. 11	L	1-5	ST. LOUIS
Nov. 15	W	5-0	PHILADELPHIA
Nov. 18	W	5-3	St. Louis
Nov. 22	W	4-1	BOSTON
Nov. 24	L	3-5	Los Angeles
Nov. 25	T	2-2	Oakland
Nov. 29	W	6-1	OAKLAND
Dec. 2	L	1-4	NEW YORK
Dec. 3	L	1-6	Detroit
Dec. 6	L	2-7	Chicago
Dec. 9	W	3-2	Minnesota
Dec. 10	L	4-7	MINNESOTA
Dec. 13	W	2-1	Toronto
Dec. 16	T	1-1	CHICAGO
Dec. 17	L	1-2	Philadelphia
Dec. 21	L	1-4	Los Angeles
Dec. 23	W	4-0	MINNESOTA
Dec. 25	W	4-3	LOS ANGELES
Dec. 27	T	0-0	OAKLAND
Dec. 29	L	1-2	St. Louis
Dec. 30	L	2-5	DETROIT
Jan. 4	W	4-3	LOS ANGELES
Jan. 6	T	2-2	PHILADELPHIA
Jan. 7	L	1-3	Philadelphia
Jan. 10	L	3-4	MONTREAL
Jan. 12	W	4-3	TORONTO

DATE	RESULT	SCORE	OPPONENT
Jan. 13	L	0-7	Toronto
Jan. 17	T	1-1	Oakland
Jan. 18	L	2-3	Los Angeles
Jan. 20	W	8-5	DETROIT
Jan. 21	L	3-4	Minnesota
Jan. 27	L	3-5	LOS ANGELES
Jan. 28	W	1-0	Boston
Jan. 31	L	4-9	St. Louis
Feb. 1	W	2-0	ST. LOUIS
Feb. 3	T	3-3	TORONTO
Feb. 7	W	4-1	Oakland
Feb. 8	L	1-3	Los Angeles
Feb. 10	T	2-2	NEW YORK
Feb. 14	W	6-3	MINNESOTA
Feb. 16	L	1-3	ST. LOUIS
Feb. 17	L	3-4	Montreal
Feb. 21	T	1-1	PHILADELPHIA
Feb. 24	L	1-3	OAKLAND
Feb. 25	W	2-1	Philadelphia
Feb. 27	L	3-5	BOSTON
Mar. 2	T	6-6	OAKLAND
Mar. 6	L	2-4	St. Louis
Mar. 7	T	2-2	Minnesota
Mar. 9	W	3-1	LOS ANGELES
Mar. 13	L	3-4	Chicago
Mar. 16	L	4-6	Montreal
Mar. 17	L	0-3	New York
Mar. 20	W	4-2	ST. LOUIS
Mar. 23	L	0-3	Minnesota
Mar. 24	T	4-4	MINNESOTA
Mar. 26	W	2-1	Los Angeles
Mar. 27	W	7-4	Oakland
Mar. 30	W	2-0	Philadelphia
Mar. 31	W	5-1	PHILADELPHIA

Home games in all CAPS

# 1968-69

## HIGHLIGHTS

- The Penguins record their first franchise victory in Montreal, 5-2, on Jan. 2.
- Ken Schinkel makes his second appearance in the NHL All-Star Game.
- Keith McCreary scores 25 goals to pace the Penguins.
- The Penguins finish the season with a six-game unbeaten streak (5-0-1).

## TRANSACTIONS

**June 11, 1968** - Obtained Lou Angotti from St. Louis for Ab McDonald.

**June 12, 1968** - Obtained Wally Boyer from Montreal for Al MacNeil.

**Nov. 22, 1968** - Obtained Jean-Guy Lagace from Montreal for Larry Hillman (Hillman was claimed off waivers from Minnesota earlier that day).

**Nov. 29, 1968** - Obtained Billy Harris from Oakland for Bob Dillabough.

**Jan. 24, 1969** - Obtained Duane Rupp from Minnesota for Leo Boivin.

**Jan. 30, 1969** - Obtained George Swarbrick, Bryan Watson and Tracy Pratt from Oakland for Earl Ingarfield, Dick Mattiussi and Gene Ubriaco.

## GOALTENDERS

GOALIE	W-L-O	GP	MP	GA	SO	GAA
Joe Daley	10-13-3	29	1612	86	2	3.20
Les Binkley	10-31-8	50	2879	158	0	3.29
Marv Edwards	0-1-0	1	60	3	0	3.00
<b>TOTALS</b>	<b>20-45-11</b>	<b>76</b>	<b>4560</b>	<b>252</b>	<b>2</b>	<b>3.32</b>

## SCORING

PLAYERS	GP	G	A	PTS	PIM
Ken Schinkel	76	18	34	52	18
Charlie Burns	76	13	38	51	22
Keith McCreary	70	25	23	48	42
Jean Pronovost	76	16	25	41	41
Lou Angotti	71	17	20	37	36
Val Fonteyne	74	12	17	29	2
Wally Boyer	62	10	19	29	17
Bob Woytowich	71	9	20	29	64
Gene Ubriaco	49	15	11	26	14
Earl Ingarfield	40	8	15	23	4
Billy Harris	55	7	13	20	8
Noel Price	73	2	18	20	61
Billy Dea	66	10	8	18	6
Leo Boivin	41	5	13	18	26
Dunc McCallum	62	5	13	18	81
Paul Andrea	25	7	6	13	2
Duane Rupp	30	3	10	13	24
George Swarbrick	19	1	6	7	28
Bill Speer	34	1	4	5	27
Tracy Pratt	18	0	5	5	34
Ron Snell	4	3	1	4	6
Bryan Watson	18	0	4	4	35
Doug Barrie	8	1	1	2	8
Gary Swain	9	1	1	2	0
Dick Mattiussi	12	0	2	2	14
John Arbour	17	0	2	2	35
Jean-Guy Lagace	17	0	1	1	14
Bill Lecaine	4	0	0	0	0
Bob Dillabough	14	0	0	0	2
Joe Daley	29	0	0	0	2
Les Binkley	50	0	0	0	0
Marv Edwards	1	0	0	0	0

## GAMES

DATE	RESULT	SCORE	OPPONENT
Oct. 12	T	1-1	MONTREAL
Oct. 16	T	2-2	Toronto
Oct. 17	L	0-3	Philadelphia
Oct. 19	L	1-5	BOSTON
Oct. 23	L	5-8	CHICAGO
Oct. 26	W	4-2	ST. LOUIS
Oct. 30	L	3-7	New York
Nov. 2	L	2-3	Los Angeles
Nov. 3	W	3-1	Oakland
Nov. 6	L	1-3	ST. LOUIS
Nov. 7	L	4-5	Montreal
Nov. 9	L	0-3	PHILADELPHIA
Nov. 13	L	5-6	Chicago
Nov. 14	L	4-6	CHICAGO
Nov. 16	L	1-2	NEW YORK
Nov. 20	L	2-5	Toronto
Nov. 21	W	3-1	OAKLAND
Nov. 23	T	2-2	LOS ANGELES
Nov. 27	T	3-3	TORONTO
Nov. 28	W	3-2	Chicago
Nov. 30	W	4-2	Los Angeles
Dec. 1	T	4-4	Oakland
Dec. 4	L	2-7	DETROIT
Dec. 7	T	1-1	St. Louis
Dec. 8	L	1-4	TORONTO
Dec. 11	W	4-2	Minnesota
Dec. 14	L	1-2	LOS ANGELES
Dec. 15	L	3-5	Boston
Dec. 17	L	2-8	Philadelphia
Dec. 21	L	1-3	MINNESOTA
Dec. 22	L	1-3	Chicago
Dec. 25	W	6-3	DETROIT
Dec. 26	L	2-3	St. Louis
Dec. 28	L	3-4	OAKLAND
Dec. 31	L	3-4	MONTREAL
Jan. 2	W	5-2	Montreal
Jan. 4	T	1-1	PHILADELPHIA
Jan. 5	L	1-2	Detroit
Jan. 9	W	7-2	MINNESOTA
Jan. 11	L	2-4	OAKLAND

DATE	RESULT	SCORE	OPPONENT
Jan. 12	L	4-8	Boston
Jan. 15	W	3-1	Minnesota
Jan. 16	L	2-3	Detroit
Jan. 18	L	0-4	Los Angeles
Jan. 19	L	3-6	Oakland
Jan. 23	L	1-3	MINNESOTA
Jan. 25	L	0-2	TORONTO
Jan. 26	L	3-5	Philadelphia
Jan. 29	L	1-2	ST. LOUIS
Feb. 1	T	2-2	PHILADELPHIA
Feb. 2	L	3-7	New York
Feb. 5	W	3-2	NEW YORK
Feb. 8	L	2-4	LOS ANGELES
Feb. 9	L	1-3	Minnesota
Feb. 12	L	0-2	St. Louis
Feb. 15	T	4-4	OAKLAND
Feb. 16	L	0-4	MONTREAL
Feb. 19	W	3-0	BOSTON
Feb. 20	L	0-3	Detroit
Feb. 22	W	3-2	DETROIT
Feb. 27	W	4-3	CHICAGO
Mar. 1	T	3-3	Toronto
Mar. 2	L	0-4	Boston
Mar. 5	W	4-2	ST. LOUIS
Mar. 8	L	3-5	NEW YORK
Mar. 12	L	3-4	New York
Mar. 15	L	1-3	Los Angeles
Mar. 16	L	2-7	Oakland
Mar. 19	L	2-3	BOSTON
Mar. 20	L	3-5	Montreal
Mar. 22	W	2-1	St. Louis
Mar. 23	W	5-0	MINNESOTA
Mar. 25	W	3-1	Minnesota
Mar. 26	W	8-4	LOS ANGELES
Mar. 29	T	3-3	Philadelphia
Mar. 30	W	2-1	PHILADELPHIA

Home games in all CAPS

# 1969-70

## HIGHLIGHTS

- Leonard "Red" Kelly is named Penguins coach on July 2.
- Bob Woytowich and Dean Prentice are named to the Western Division All-Star squad.
- Dean Prentice sets a new Penguins mark with 26 goals during the regular season.
- The Penguins sweep the Oakland Seals, 4-0, in the team's first playoff appearance.
- Red Kelly is named The Hockey News' "Coach of the Year."

## TRANSACTIONS

**June 6, 1969** - Obtained Ron Schock, Craig Cameron and a 1971 second-round draft pick from St. Louis for Lou Angotti and a 1971 first-round draft pick.

**Oct. 28, 1969** - Obtained Mike McMahon from Detroit for Billy Dea.

## GOALTENDERS

GOALIE	W-L-O	GP	MP	GA	SO	GAA
Joe Daley	1-5-3	9	527	26	0	2.96
Al Smith	15-20-8	46	2554	129	2	3.03
Les Binkley	10-13-1	27	1476	79	3	3.21
<b>TOTALS</b>	<b>26-38-12</b>	<b>76</b>	<b>4560</b>	<b>238</b>	<b>5</b>	<b>3.13</b>

## SCORING

PLAYERS	GP	G	A	PTS	PIM
Dean Prentice	75	26	25	51	14
Ken Schinkel	72	20	25	45	19
Michel Briere	76	12	32	44	20
Jean Pronovost	72	20	21	41	45
Bob Woytowich	68	8	25	33	49
Bryan Hextall	66	12	19	31	87
Ron Schock	76	8	21	29	40
Keith McCreary	60	18	8	26	67
Glen Sather	76	12	14	26	114
Val Fonteyne	68	11	15	26	2
Wally Boyer	72	11	12	23	34
Nick Harbaruk	74	5	17	22	56
Jim Morrison	59	5	15	20	40
Duane Rupp	64	2	14	16	18
Tracy Pratt	65	5	7	12	124
Bob Blackburn	60	4	7	11	51
Bryan Watson	61	1	9	10	189
Mike McMahon	12	1	3	4	19
Rick Kessell	8	1	2	3	2
Ron Snell	3	0	1	1	0
George Swarbrick	12	0	1	1	8
Les Binkley	27	0	1	1	0
Joe Daley	9	0	0	0	0
Dunc McCallum	14	0	0	0	16
Al Smith	46	0	0	0	20
Bench					4

## GAMES

DATE	RESULT	SCORE	OPPONENT
Oct. 11	T	2-2	OAKLAND
Oct. 15	T	3-3	PHILADELPHIA
Oct. 18	T	3-3	BOSTON
Oct. 19	L	0-4	Boston
Oct. 21	L	3-4	Oakland
Oct. 22	L	0-2	Los Angeles
Oct. 25	W	4-1	Minnesota
Oct. 29	L	1-3	NEW YORK
Nov. 1	W	6-3	MINNESOTA
Nov. 2	L	3-4	Detroit
Nov. 5	L	2-4	DETROIT
Nov. 8	L	1-4	CHICAGO
Nov. 12	W	3-0	Toronto
Nov. 13	L	0-4	St. Louis
Nov. 15	W	3-1	LOS ANGELES
Nov. 19	L	0-4	ST. LOUIS
Nov. 22	W	5-3	PHILADELPHIA
Nov. 23	L	2-3	Chicago
Nov. 26	T	4-4	Minnesota
Nov. 29	W	5-3	OAKLAND
Nov. 30	T	3-3	Philadelphia
Dec. 3	W	2-1	DETROIT
Dec. 6	L	0-5	Toronto
Dec. 7	W	3-2	TORONTO
Dec. 10	W	2-0	Los Angeles
Dec. 12	L	1-4	Oakland
Dec. 14	L	1-2	Boston
Dec. 17	L	2-5	MONTREAL
Dec. 20	L	4-6	BOSTON
Dec. 21	L	0-4	Philadelphia
Dec. 26	W	3-2	New York
Dec. 27	L	0-3	CHICAGO
Dec. 31	W	4-2	MONTREAL
Jan. 3	L	0-6	St. Louis
Jan. 4	T	4-4	TORONTO
Jan. 7	L	3-5	NEW YORK
Jan. 8	L	1-3	Montreal
Jan. 10	L	3-5	DETROIT
Jan. 14	L	0-5	Chicago
Jan. 17	L	0-4	Toronto

DATE	RESULT	SCORE	OPPONENT
Jan. 18	W	6-4	Philadelphia
Jan. 21	T	3-3	OAKLAND
Jan. 24	W	4-2	LOS ANGELES
Jan. 25	L	1-3	Boston
Jan. 28	T	4-4	TORONTO
Jan. 31	W	2-1	ST. LOUIS
Feb. 1	L	0-6	New York
Feb. 4	W	7-5	Minnesota
Feb. 7	W	3-1	LOS ANGELES
Feb. 8	W	6-3	MINNESOTA
Feb. 11	L	1-7	Chicago
Feb. 14	L	0-3	BOSTON
Feb. 15	W	4-2	Detroit
Feb. 17	W	4-2	PHILADELPHIA
Feb. 19	W	6-1	Los Angeles
Feb. 21	L	3-6	Oakland
Feb. 25	L	2-3	Montreal
Feb. 26	W	1-0	LOS ANGELES
Feb. 28	W	3-2	OAKLAND
Mar. 4	W	2-1	MONTREAL
Mar. 5	L	3-5	Detroit
Mar. 7	T	2-2	ST. LOUIS
Mar. 8	T	0-0	New York
Mar. 11	T	2-2	Oakland
Mar. 12	L	1-4	Los Angeles
Mar. 14	L	3-6	Minnesota
Mar. 18	L	0-2	NEW YORK
Mar. 19	L	1-3	St. Louis
Mar. 21	L	3-5	CHICAGO
Mar. 22	L	4-5	Montreal
Mar. 25	W	2-0	MINNESOTA
Mar. 28	W	2-1	Philadelphia
Mar. 29	T	5-5	ST. LOUIS
Apr. 1	W	4-1	PHILADELPHIA
Apr. 4	L	1-3	St. Louis
Apr. 5	L	1-5	MINNESOTA

Home games in all CAPS

# 1970-71

## HIGHLIGHTS

- Penguins post a seven-game home winning streak from Jan. 13 to Feb. 13.
- Greg Polis is named to the Western Division All-Star Team.
- Jean Pronovost records five points (2G-3A) during an 8-2 win against Detroit on Mar. 24.
- The Penguins set a home record with 18 wins, and set a team record with 20 ties during the season.

## TRANSACTIONS

**Jan. 24, 1971** - Obtained Jean-Guy Lagace from Buffalo for Terry Bell.

**Jan. 26, 1971** - Obtained Syl Apps and Sheldon Kannegiesser from the New York Rangers for Glen Sather.

## GOALTENDERS

GOALIE	W-L-O	GP	MP	GA	SO	GAA
Les Binkley	11-11-10	34	1866	89	2	2.86
Al Smith	9-22-9	45	2471	128	2	3.11
Cam Newton	1-3-1	5	279	16	0	3.44
Paul Hoganson	0-1-0	2	57	7	0	7.35
Paul Hoganson	0-1-0	2	57	7	0	7.36
<b>TOTALS</b>	<b>21-37-20</b>	<b>78</b>	<b>4680</b>	<b>240</b>	<b>4</b>	<b>3.07</b>

## SCORING

PLAYERS	GP	G	A	PTS	PIM
Bryan Hextall	76	16	32	48	133
Jean Pronovost	78	21	24	45	35
Andy Bathgate	76	15	29	44	34
Wally Boyer	68	11	30	41	30
Ron Schock	71	14	26	40	20
Dean Prentice	69	21	17	38	18
Ken Schinkel	50	15	19	34	6
Keith McCreary	59	21	12	33	24
Greg Polis	61	18	15	33	40
Duane Rupp	59	5	28	33	34
Dunc McCallum	77	9	20	29	95
Bob Woytowich	78	4	22	26	30
Nick Harbaruk	78	13	12	25	108
Syl Apps	31	9	16	25	21
Rod Zaine	37	8	5	13	21
Val Fonteyne	70	4	9	13	0
Glen Sather	46	8	3	11	96
Jim Morrison	73	0	10	10	32
Bob Blackburn	64	4	5	9	54
Bryan Watson	42	2	6	8	119
John Stewart	15	2	1	3	9
Robin Burns	10	0	3	3	4
Yvon Labre	21	1	1	2	19
Rick Kessell	6	0	2	2	2
Shel. Kannegiesser	18	0	2	2	29
Steve Cardwell	5	0	1	1	15
Lowell MacDonald	10	0	1	1	0
Paul Hoganson	2	0	0	0	0
Cam Newton	5	0	0	0	4
Les Binkley	34	0	0	0	0
Al Smith	45	0	0	0	41
Bench					6



## GAMES

DATE	RESULT	SCORE	OPPONENT
Oct. 10	L	1-2	BUFFALO
Oct. 15	L	2-4	Minnesota
Oct. 17	T	0-0	PHILADELPHIA
Oct. 18	T	1-1	Buffalo
Oct. 21	L	2-4	Los Angeles
Oct. 23	W	3-1	California
Oct. 25	T	1-1	Vancouver
Oct. 28	W	5-3	LOS ANGELES
Oct. 31	L	2-5	CHICAGO
Nov. 1	L	2-3	Philadelphia
Nov. 4	W	8-3	VANCOUVER
Nov. 7	T	2-2	BOSTON
Nov. 8	T	3-3	Detroit
Nov. 10	L	1-5	LOS ANGELES
Nov. 11	T	3-3	New York
Nov. 14	W	6-1	CALIFORNIA
Nov. 19	L	0-1	ST. LOUIS
Nov. 21	W	6-1	DETROIT
Nov. 22	L	2-4	Boston
Nov. 24	T	4-4	Toronto
Nov. 25	T	4-4	BUFFALO
Nov. 28	L	1-5	Montreal
Nov. 29	L	2-6	New York
Dec. 2	T	3-3	MONTREAL
Dec. 5	W	3-1	VANCOUVER
Dec. 6	L	3-6	Boston
Dec. 8	W	4-0	TORONTO
Dec. 9	T	2-2	Minnesota
Dec. 11	L	2-3	St. Louis
Dec. 12	L	0-1	MINNESOTA
Dec. 16	L	2-4	TORONTO
Dec. 19	W	9-1	DETROIT
Dec. 20	L	1-2	Chicago
Dec. 23	L	1-6	New York
Dec. 25	L	4-8	Boston
Dec. 26	W	4-2	BOSTON
Dec. 30	T	3-3	Montreal
Dec. 31	W	4-1	MINNESOTA
Jan. 2	L	1-3	NEW YORK
Jan. 6	L	3-4	Philadelphia

DATE	RESULT	SCORE	OPPONENT
Jan. 9	L	2-5	Toronto
Jan. 13	W	4-2	LOS ANGELES
Jan. 14	T	2-2	Detroit
Jan. 16	W	4-3	Vancouver
Jan. 20	W	4-2	California
Jan. 21	L	2-4	Los Angeles
Jan. 23	W	4-1	VANCOUVER
Jan. 27	W	3-1	TORONTO
Jan. 28	L	1-4	Chicago
Jan. 30	W	3-1	CHICAGO
Feb. 3	W	6-1	CALIFORNIA
Feb. 5	T	2-2	St. Louis
Feb. 7	L	0-1	Chicago
Feb. 9	L	1-4	Montreal
Feb. 10	W	5-3	PHILADELPHIA
Feb. 13	W	5-4	CHICAGO
Feb. 14	L	4-5	Minnesota
Feb. 17	L	3-4	Toronto
Feb. 18	T	6-6	Buffalo
Feb. 20	L	0-2	NEW YORK
Feb. 24	T	5-5	ST. LOUIS
Feb. 27	L	0-4	NEW YORK
Feb. 28	L	2-4	Detroit
Mar. 3	W	4-0	MONTREAL
Mar. 6	L	3-6	BOSTON
Mar. 7	T	3-3	CALIFORNIA
Mar. 10	T	2-2	PHILADELPHIA
Mar. 13	T	0-0	MINNESOTA
Mar. 14	L	1-5	MONTREAL
Mar. 17	L	2-5	California
Mar. 19	L	4-6	Vancouver
Mar. 20	L	4-8	Los Angeles
Mar. 24	W	8-2	DETROIT
Mar. 28	L	1-3	Philadelphia
Mar. 31	L	4-6	BUFFALO
Apr. 1	T	3-3	Buffalo
Apr. 3	L	3-4	St. Louis
Apr. 4	T	1-1	ST. LOUIS

Home games in all CAPS

# 1971-72

## HIGHLIGHTS

- Red Kelly relinquishes general manager duties, and Jack Riley is named to the post.
- Jim Rutherford posts a seven-game unbeaten streak from Mar. 14 through Apr. 2.
- Syl Apps sets a new team mark with 44 assists, and ties the team record with 59 points during the regular season.
- Jean Pronovost and Greg Polis become the first Penguins to reach the 30-goal mark.
- Pittsburgh returns to the playoffs, but is swept in the first round by Chicago, 4-0.

## TRANSACTIONS

**Jan. 11, 1972** - Obtained Al McDonough from Los Angeles for Bob Woytowich.

**Mar. 4, 1972** - Obtained Eddie Shack from Buffalo for Rene Robert.

## GOALTENDERS

GOALIE	W-L-O	GP	MP	GA	SO	GAA
Roy Edwards	2-8-4	15	846	36	0	2.55
Jim Rutherford	17-15-5	40	2156	116	1	3.23
Les Binkley	7-15-5	31	1667	98	0	3.53
<b>TOTALS</b>	<b>26-38-14</b>	<b>78</b>	<b>4680</b>	<b>258</b>	<b>1</b>	<b>3.30</b>

## SCORING

PLAYERS	GP	G	A	PTS	PIM
Syl Apps	72	15	44	59	78
Jean Pronovost	68	30	23	53	12
Greg Polis	76	30	19	49	38
Ron Schock	77	17	29	46	22
Ken Schinkel	74	15	30	45	8
Bryan Hextall	78	20	24	44	126
Darryl Edestrand	77	10	23	33	52
Bob Leiter	78	14	17	31	18
Nick Harbaruk	78	12	17	29	46
Duane Rupp	34	4	18	22	32
Bryan Watson	75	3	17	20	212
Val Fonteyne	68	6	13	19	0
Al McDonough	37	7	11	18	8
Rene Robert	49	7	11	18	42
Steve Cardwell	28	7	8	15	18
Eddie Shack	13	5	9	14	12
Dave Burrows	77	2	10	12	48
Tim Horton	44	2	9	11	40
John Stewart	25	2	8	10	23
Keith McCreary	33	4	4	8	22
Joe Noris	35	2	5	7	20
Shel. Kannegiesser	54	2	4	6	47
Bob Woytowich	31	1	4	5	8
Bill Hicke	12	2	0	2	6
Brian McKenzie	6	1	1	2	4
Wally Boyer	1	0	1	1	0
Rick Kessell	3	0	1	1	0
Roy Edwards	15	0	1	1	0
Robin Burns	5	0	0	0	8
Les Binkley	31	0	0	0	2
Jim Rutherford	40	0	0	0	16
Bench					8

## GAMES

DATE	RESULT	SCORE	OPPONENT
Oct. 9	W	3-2	PHILADELPHIA
Oct. 10	L	1-2	Buffalo
Oct. 13	W	4-1	Los Angeles
Oct. 16	W	2-1	Vancouver
Oct. 17	W	4-2	California
Oct. 20	W	8-1	LOS ANGELES
Oct. 23	L	2-5	CHICAGO
Oct. 24	T	1-1	New York
Oct. 27	L	4-6	CALIFORNIA
Oct. 28	L	0-2	Minnesota
Oct. 30	T	1-1	NEW YORK
Oct. 31	L	1-3	Detroit
Nov. 3	L	3-5	California
Nov. 5	L	2-4	Vancouver
Nov. 7	L	1-4	Chicago
Nov. 9	W	4-1	St. Louis
Nov. 10	W	3-1	VANCOUVER
Nov. 13	W	6-4	LOS ANGELES
Nov. 16	L	1-5	MINNESOTA
Nov. 18	L	3-4	Minnesota
Nov. 20	L	2-4	ST. LOUIS
Nov. 21	L	3-7	Chicago
Nov. 24	L	1-2	TORONTO
Nov. 27	L	1-3	Montreal
Dec. 1	W	4-2	DETROIT
Dec. 4	W	4-2	NEW YORK
Dec. 5	L	3-5	Boston
Dec. 8	T	1-1	CALIFORNIA
Dec. 11	T	3-3	BUFFALO
Dec. 12	L	1-6	New York
Dec. 15	L	2-3	Toronto
Dec. 18	L	3-4	BOSTON
Dec. 19	T	2-2	Boston
Dec. 22	L	2-4	New York
Dec. 25	W	4-2	MONTREAL
Dec. 26	L	1-6	Philadelphia
Dec. 28	L	2-4	TORONTO
Dec. 31	T	3-3	BUFFALO
Jan. 5	T	3-3	Chicago
Jan. 8	L	0-4	CHICAGO

DATE	RESULT	SCORE	OPPONENT
Jan. 9	L	2-4	Detroit
Jan. 12	T	2-2	BOSTON
Jan. 13	L	1-7	Montreal
Jan. 15	W	4-2	PHILADELPHIA
Jan. 19	L	1-6	VANCOUVER
Jan. 22	L	0-1	St. Louis
Jan. 23	T	3-3	MONTREAL
Jan. 26	L	1-2	ST. LOUIS
Jan. 29	L	2-4	CHICAGO
Jan. 30	L	0-4	Philadelphia
Feb. 3	W	4-3	St. Louis
Feb. 5	L	1-8	Los Angeles
Feb. 9	W	4-1	Toronto
Feb. 10	W	6-1	LOS ANGELES
Feb. 12	L	3-8	NEW YORK
Feb. 13	W	6-4	VANCOUVER
Feb. 16	W	4-2	TORONTO
Feb. 17	W	2-0	Buffalo
Feb. 19	L	2-6	DETROIT
Feb. 20	L	0-2	Minnesota
Feb. 23	L	0-2	Toronto
Feb. 26	W	5-2	PHILADELPHIA
Feb. 27	L	3-5	Montreal
Mar. 2	W	7-4	DETROIT
Mar. 4	W	4-2	MINNESOTA
Mar. 5	L	3-6	Detroit
Mar. 8	L	4-5	MONTREAL
Mar. 11	W	6-4	BOSTON
Mar. 12	T	4-4	Boston
Mar. 14	W	7-4	Vancouver
Mar. 18	T	4-4	Los Angeles
Mar. 19	T	3-3	California
Mar. 22	L	3-4	BUFFALO
Mar. 25	W	3-2	MINNESOTA
Mar. 26	T	2-2	Buffalo
Mar. 29	W	5-4	CALIFORNIA
Apr. 1	T	4-4	Philadelphia
Apr. 2	W	6-2	ST. LOUIS

Home games in all CAPS

# 1972-73

## HIGHLIGHTS

- The Penguins set the NHL records for fastest five goals [2:07] and the fastest six goals [5:02] on Nov. 22 vs. St. Louis.
- Syl Apps records six points (3G-3A) in a 9-1 win against the NY Islanders on Dec. 13.
- Ken Schinkel is named the third head coach in Penguins history on Jan. 13, one day after retiring as a player.
- Greg Polis is named MVP of the All-Star Game at Madison Square Garden after recording two goals for the Western Division.
- Syl Apps sets the team record with 85 points and 56 assists.
- Al McDonough sets a new team mark with 35 goals.

## TRANSACTIONS

**Feb. 25, 1973** - Obtained Andy Brown from Detroit for a 1973 third-round draft pick and cash.

**Mar. 2, 1973** - Obtained Steve Andrascik from the New York Rangers for Sheldon Kannegiesser.

## GOALTENDERS

GOALIE	W-L-O	GP	MP	GA	SO	GAA
Jim Rutherford	20-22-5	49	2655	129	3	2.92
Denis Herron	6-7-2	18	966	55	2	3.41
Cam Newton	3-4-0	11	532	35	0	3.95
Andy Brown	3-4-2	9	520	41	0	4.73
<b>TOTALS</b>	<b>32-37-9</b>	<b>78</b>	<b>4680</b>	<b>265</b>	<b>5</b>	<b>3.40</b>

## SCORING

PLAYERS	GP	G	A	PTS	PIM
Syl Apps	77	29	56	85	18
Al McDonough	78	35	41	76	26
Lowell MacDonald	78	34	41	75	8
Bryan Hextall	78	21	33	54	113
Greg Polis	78	26	23	49	36
Ron Schock	78	13	36	49	23
Eddie Shack	74	25	20	45	84
Jean Pronovost	66	21	22	43	16
Darryl Edestrand	78	15	24	39	88
Dave Burrows	78	3	24	27	42
Nick Harbaruk	78	10	15	25	47
Ken Schinkel	42	11	10	21	16
Duane Rupp	78	7	13	20	62
Jack Lynch	47	1	18	19	40
Bryan Watson	69	1	17	18	179
Rick Kessell	67	1	13	14	0
Jean-Guy Lagace	31	1	5	6	32
Steve Cardwell	20	2	2	4	2
Jim Shires	18	1	2	3	2
Robin Burns	26	0	2	2	20
Jim Wiley	4	0	1	1	0
Cam Newton	11	0	1	1	2
Denis Herron	18	0	1	1	0
Shel. Kannegiesser	3	0	0	0	0
Andy Brown	9	0	0	0	4
Ron Lalonde	9	0	0	0	2
Jim Rutherford	49	0	0	0	0
Bench					6

## GAMES

DATE	RESULT	SCORE	OPPONENT
Oct. 7	W	4-2	LOS ANGELES
Oct. 11	W	5-2	St. Louis
Oct. 14	W	5-2	CALIFORNIA
Oct. 15	L	4-8	Boston
Oct. 17	W	5-0	NY Islanders
Oct. 18	L	3-4	Toronto
Oct. 21	L	2-4	BOSTON
Oct. 24	W	4-0	Vancouver
Oct. 27	L	3-6	California
Oct. 28	L	2-5	Los Angeles
Nov. 1	L	1-7	MONTREAL
Nov. 2	L	2-4	Philadelphia
Nov. 4	W	6-4	NY RANGERS
Nov. 5	T	1-1	Detroit
Nov. 8	W	5-2	PHILADELPHIA
Nov. 11	L	3-4	VANCOUVER
Nov. 12	L	0-1	Buffalo
Nov. 15	W	7-1	MINNESOTA
Nov. 18	W	6-1	ATLANTA
Nov. 19	W	5-3	NY Rangers
Nov. 22	W	10-4	ST. LOUIS
Nov. 25	T	2-2	NY ISLANDERS
Nov. 26	L	2-6	Atlanta
Nov. 29	W	7-4	TORONTO
Dec. 2	W	3-2	CHICAGO
Dec. 3	L	2-4	Chicago
Dec. 6	T	4-4	California
Dec. 9	L	1-3	Los Angeles
Dec. 13	W	9-1	NY ISLANDERS
Dec. 16	W	5-3	ATLANTA
Dec. 17	L	1-9	NY Rangers
Dec. 19	L	2-3	BOSTON
Dec. 23	L	3-6	Montreal
Dec. 26	T	1-1	Detroit
Dec. 27	T	3-3	Toronto
Dec. 29	L	0-4	TORONTO
Dec. 30	T	2-2	DETROIT
Jan. 2	L	4-5	St. Louis
Jan. 3	W	5-3	Chicago
Jan. 6	W	4-2	VANCOUVER

DATE	RESULT	SCORE	OPPONENT
Jan. 7	L	0-3	NY Rangers
Jan. 10	L	1-2	DETROIT
Jan. 13	W	3-1	LOS ANGELES
Jan. 14	L	2-3	Detroit
Jan. 17	L	4-6	Montreal
Jan. 18	L	2-5	MONTREAL
Jan. 20	W	3-0	BOSTON
Jan. 21	L	3-9	Chicago
Jan. 24	W	5-2	TORONTO
Jan. 25	L	3-6	Philadelphia
Jan. 27	L	3-5	PHILADELPHIA
Jan. 31	W	4-1	LOS ANGELES
Feb. 3	W	2-1	MINNESOTA
Feb. 4	L	3-4	Minnesota
Feb. 7	L	2-5	Montreal
Feb. 10	L	3-6	Boston
Feb. 14	W	6-2	VANCOUVER
Feb. 17	T	3-3	BUFFALO
Feb. 18	L	1-4	Buffalo
Feb. 20	W	4-0	NY Islanders
Feb. 22	W	2-1	NY ISLANDERS
Feb. 24	W	2-0	CHICAGO
Feb. 25	L	1-2	Buffalo
Feb. 28	W	4-2	ST. LOUIS
Mar. 3	L	1-2	CALIFORNIA
Mar. 4	L	2-5	MINNESOTA
Mar. 7	L	4-10	Minnesota
Mar. 10	L	4-5	NY RANGERS
Mar. 11	L	2-3	Philadelphia
Mar. 14	W	3-2	Los Angeles
Mar. 16	T	5-5	California
Mar. 17	L	1-6	Vancouver
Mar. 21	W	5-2	CALIFORNIA
Mar. 24	T	4-4	BUFFALO
Mar. 25	W	4-2	Atlanta
Mar. 28	W	6-3	ATLANTA
Mar. 31	L	2-7	St. Louis
Apr. 1	W	5-4	PHILADELPHIA

Home games in all CAPS

# 1973-74

## HIGHLIGHTS

- Marc Boileau replaces Ken Schinkel as head coach on Feb. 6, and compiles a 14-10-4 record.
- The "Century Line" of Syl Apps, Jean Pronovost and Lowell MacDonald combines for 107 goals, the second-highest total in the NHL.
- Syl Apps finishes seventh in league scoring with 85 points (24G-61A), and Lowell MacDonald finishes ninth overall with 82 points (43G-39A).
- Apps' 61 assists and MacDonald's 43 goals both set new team records.

## TRANSACTIONS

**Oct. 4, 1973** - Obtained Bob Johnson from St. Louis for Nick Harbaruk.

**Oct. 25, 1973** - Obtained Nick Beverley from Boston for Darryl Edestrand.

**Jan. 4, 1974** - Obtained Chuck Arnason and Bob Paradise from Atlanta for Al McDonough.

**Jan. 17, 1974** - Obtained Ron Stackhouse from Detroit for Jim Rutherford and Jack Lynch; Obtained Bob Kelly, Ab DeMarco and Steve Durbano from St. Louis for Greg Polis, Bryan Watson and a 1974 second-round draft pick.

**Mar. 27, 1974** - Obtained Vic Hadfield from the New York Rangers for Nick Beverley; Obtained Nelson DeBenedet from Detroit for Hank Nowak and a 1974 third-round draft pick.

## GOALTENDERS

GOALIE	W-L-O	GP	MP	GA	SO	GAA
Gary Inness	7-10-1	20	1030	56	0	3.26
Jim Rutherford	7-12-4	26	1428	82	0	3.45
Andy Brown	13-16-4	36	1951	115	1	3.54
Denis Herron	1-3-0	5	258	18	0	4.18
<b>TOTALS</b>	<b>28-41-9</b>	<b>78</b>	<b>4680</b>	<b>273</b>	<b>1</b>	<b>3.50</b>

## SCORING

PLAYERS	GP	G	A	PTS	PIM
Syl Apps	75	24	61	85	37
Lowell MacDonald	78	43	39	82	14
Jean Pronovost	77	40	32	72	22
Ron Schock	77	14	29	43	22
Al McDonough	37	14	22	36	12
Greg Polis	41	14	13	27	32
Ron Lalonde	73	10	17	27	14
Wayne Bianchin	69	12	13	25	38
Bernie Lukowich	53	9	10	19	32
Ab DeMarco	34	7	12	19	4
Bob McManama	47	5	14	19	18
Ron Stackhouse	36	4	15	19	33
Chuck Arnason	41	13	5	18	4
Steve Durbano	33	4	14	18	138
Bob Kelly	30	7	10	17	78
Dave Burrows	71	3	14	17	30
Ted Snell	55	4	12	16	8
Nick Beverley	67	2	14	16	21
Blaine Stoughton	34	5	6	11	8
Bryan Hextall	37	2	7	9	39
Bob Paradise	38	2	7	9	39
Jean Guy Lagace	31	2	6	8	34
Jack Lynch	17	0	7	7	21
Bryan Watson	38	1	4	5	137
Yvon Labre	16	1	2	3	13
Larry Bignell	20	0	3	3	2
Jim Wiley	22	0	3	3	2
Ron Jones	25	0	3	3	15
Jim Rutherford	26	0	1	1	2
Darryl Edestrand	3	0	0	0	0
Hank Nowak	13	0	0	0	11
Denis Herron	5	0	0	0	0
Gary Inness	20	0	0	0	0
Andy Brown	36	0	0	0	60
Bench					10

## GAMES

DATE	RESULT	SCORE	OPPONENT
Oct. 12	W	4-3	Atlanta
Oct. 13	L	2-8	NY RANGERS
Oct. 17	W	4-2	Minnesota
Oct. 20	W	5-3	CALIFORNIA
Oct. 21	L	2-8	Boston
Oct. 24	L	2-3	MONTREAL
Oct. 27	L	0-6	PHILADELPHIA
Oct. 28	W	7-2	NY Rangers
Oct. 31	T	1-1	Montreal
Nov. 3	L	0-6	Toronto
Nov. 4	L	0-7	Philadelphia
Nov. 7	T	1-1	NY ISLANDERS
Nov. 10	T	4-4	ATLANTA
Nov. 13	W	5-2	MINNESOTA
Nov. 15	L	3-5	St. Louis
Nov. 17	L	1-4	CHICAGO
Nov. 18	L	0-7	NY Rangers
Nov. 21	W	5-4	VANCOUVER
Nov. 22	W	4-2	Toronto
Nov. 24	L	2-5	MONTREAL
Nov. 28	L	3-4	TORONTO
Dec. 1	T	2-2	ATLANTA
Dec. 2	L	1-2	Chicago
Dec. 5	L	1-4	Los Angeles
Dec. 7	L	3-4	California
Dec. 8	L	2-3	Vancouver
Dec. 12	W	9-1	CALIFORNIA
Dec. 15	L	0-2	DETROIT
Dec. 16	W	2-1	Atlanta
Dec. 20	L	5-6	Boston
Dec. 22	L	1-4	NY RANGERS
Dec. 23	L	2-3	Buffalo
Dec. 26	T	2-2	Detroit
Dec. 28	L	1-3	ST. LOUIS
Dec. 29	L	2-4	CHICAGO
Jan. 2	L	4-8	Minnesota
Jan. 3	L	1-6	Buffalo
Jan. 5	W	5-2	BUFFALO
Jan. 9	L	4-6	TORONTO
Jan. 12	W	5-2	BUFFALO

DATE	RESULT	SCORE	OPPONENT
Jan. 13	L	3-5	BOSTON
Jan. 16	L	0-2	LOS ANGELES
Jan. 18	W	6-2	Vancouver
Jan. 20	W	5-3	Philadelphia
Jan. 23	W	4-1	ST. LOUIS
Jan. 26	L	0-2	LOS ANGELES
Jan. 27	L	5-6	Detroit
Jan. 30	L	2-4	NY RANGERS
Feb. 2	L	1-3	CHICAGO
Feb. 3	L	4-5	Boston
Feb. 7	L	4-5	Philadelphia
Feb. 9	W	3-2	NY Islanders
Feb. 10	L	3-5	Chicago
Feb. 13	W	5-3	DETROIT
Feb. 16	W	7-3	CALIFORNIA
Feb. 20	T	1-1	ST. LOUIS
Feb. 23	L	2-6	BOSTON
Feb. 24	W	4-2	Chicago
Feb. 27	W	4-1	LOS ANGELES
Feb. 28	L	1-7	Montreal
Mar. 2	W	6-1	VANCOUVER
Mar. 5	W	2-1	NY Islanders
Mar. 7	T	2-2	Toronto
Mar. 9	W	7-5	St. Louis
Mar. 10	L	4-5	MONTREAL
Mar. 13	L	1-5	Los Angeles
Mar. 15	W	6-1	California
Mar. 16	W	8-6	Vancouver
Mar. 20	T	1-1	NY ISLANDERS
Mar. 23	L	1-5	Minnesota
Mar. 24	W	8-0	DETROIT
Mar. 27	T	3-3	MINNESOTA
Mar. 30	L	3-4	St. Louis
Mar. 31	W	4-2	ATLANTA
Apr. 2	L	2-3	NY Islanders
Apr. 4	W	4-2	BUFFALO
Apr. 6	W	6-1	PHILADELPHIA
Apr. 7	L	3-6	Atlanta

Home games in all CAPS

# 1974-75

## HIGHLIGHTS

- Syl Apps is named MVP of the All-Star Game at Montreal after recording two goals for the Wales Conference.
- The Penguins record their 200th franchise victory with a 6-1 win over Chicago on Jan. 29.
- Ron Stackhouse records six assists on Mar. 8 vs. Philadelphia.
- Pierre Larouche records 68 points (31G-37A) to lead all NHL rookies.

## TRANSACTIONS

**Sept. 13, 1974** - Obtained Rick Kehoe from Toronto for Blaine Stoughton and a 1977 first-round draft pick.

**Nov. 4, 1974** - Obtained Barry Wilkins from Vancouver for Ab DeMarco.

**Dec. 14, 1974** - Obtained Lew Morrison from Washington for Ron Lalonde.

**Jan. 10, 1975** - Obtained Michel Plasse from Kansas City for Jean-Guy Lagace and Denis Herron.

**Jan. 20, 1975** - Obtained Bob Stumpf from St. Louis for Bernie Lukowich.

**Jan. 21, 1975** - Obtained Pete Laframboise from Washington for Ron Jones.

## GOALTENDERS

GOALIE	W-L-O	GP	MP	GA	SO	GAA
Gary Inness	24-18-10	57	3116	161	2	3.10
Michel Plasse	9-5-4	20	1093	73	0	4.01
Bob Johnson	3-4-1	12	478	40	0	5.03
Denis Herron	1-1-0	3	107	11	0	6.16
<b>TOTALS</b>	<b>37-28-15</b>	<b>80</b>	<b>4800</b>	<b>289</b>	<b>2</b>	<b>3.61</b>

## SCORING

PLAYERS	GP	G	A	PTS	PIM
Ron Schock	80	23	63	86	36
Syl Apps	79	24	55	79	43
Jean Pronovost	78	43	32	75	37
Vic Hadfield	78	31	42	73	72
Pierre Larouche	79	31	37	68	52
Rick Kehoe	76	32	31	63	22
Lowell MacDonald	71	27	33	60	24
Ron Stackhouse	72	15	45	60	52
Chuck Arnason	78	26	32	58	32
Bob Kelly	69	27	24	51	120
Barry Wilkins	59	5	29	34	97
Colin Campbell	59	4	15	19	172
Pete Laframboise	35	5	13	18	8
Bob Paradise	78	3	15	18	109
Dennis Owchar	46	6	11	17	67
Dave Burrows	78	2	15	17	49
Bob McManama	40	5	9	14	6
Lew Morrison	52	7	5	12	4
Nelson Debenedet	31	6	3	9	11
Jean Guy Lagace	27	1	8	9	39
Kelly Pratt	22	0	6	6	15
Ab DeMarco	8	2	1	3	4
Ron Lalonde	24	0	3	3	0
Gary Inness	57	0	2	2	2
Mario Faubert	10	1	0	1	6
Steve Durbano	1	0	1	1	10
Michel Plasse	20	0	1	1	6
Yves Bergeron	2	0	0	0	0
Wayne Bianchin	2	0	0	0	0
Denis Herron	3	0	0	0	0
Bob Stumpf	3	0	0	0	4
Harvey Bennett	7	0	0	0	0
Bob Johnson	12	0	0	0	6
Bench					14



## GAMES

DATE	RESULT	SCORE	OPPONENT
Oct. 9	W	4-2	Minnesota
Oct. 12	W	7-2	DETROIT
Oct. 19	L	3-6	PHILADELPHIA
Oct. 20	L	1-5	Atlanta
Oct. 23	T	5-5	BOSTON
Oct. 26	L	4-5	NY RANGERS
Oct. 28	L	0-2	Los Angeles
Nov. 1	L	4-7	Vancouver
Nov. 3	T	3-3	Chicago
Nov. 5	W	5-3	Kansas City
Nov. 7	L	3-5	LOS ANGELES
Nov. 9	W	5-2	CALIFORNIA
Nov. 10	L	3-8	Buffalo
Nov. 13	W	8-2	NY ISLANDERS
Nov. 16	W	8-1	WASHINGTON
Nov. 17	W	6-0	Washington
Nov. 19	L	3-4	NY Islanders
Nov. 20	W	8-5	Toronto
Nov. 23	T	0-0	LOS ANGELES
Nov. 24	L	5-7	NY Rangers
Nov. 27	L	2-3	MONTREAL
Nov. 30	T	5-5	BUFFALO
Dec. 1	L	3-6	Buffalo
Dec. 4	W	4-2	TORONTO
Dec. 7	L	2-5	Montreal
Dec. 8	L	2-3	Boston
Dec. 12	T	3-3	MONTREAL
Dec. 14	W	6-3	CHICAGO
Dec. 15	W	3-2	Detroit
Dec. 18	L	4-6	Toronto
Dec. 19	T	4-4	KANSAS CITY
Dec. 21	L	7-8	Minnesota
Dec. 22	L	0-4	Philadelphia
Dec. 26	T	2-2	ST. LOUIS
Dec. 28	T	3-3	ATLANTA
Dec. 30	W	7-5	TORONTO
Jan. 2	W	6-3	MINNESOTA
Jan. 4	W	4-3	VANCOUVER
Jan. 8	L	5-7	Chicago
Jan. 10	T	3-3	Atlanta
Jan. 11	W	6-3	CALIFORNIA

DATE	RESULT	SCORE	OPPONENT
Jan. 15	W	5-3	ATLANTA
Jan. 18	T	4-4	BOSTON
Jan. 19	W	3-2	Washington
Jan. 22	W	7-5	CALIFORNIA
Jan. 25	W	5-2	NY RANGERS
Jan. 26	L	2-7	Montreal
Jan. 29	W	6-1	CHICAGO
Jan. 30	L	2-5	Detroit
Feb. 1	T	4-4	St. Louis
Feb. 4	W	3-2	Vancouver
Feb. 5	W	3-2	Los Angeles
Feb. 7	W	4-1	California
Feb. 11	L	1-2	NY Islanders
Feb. 12	T	3-3	BUFFALO
Feb. 15	W	8-3	Toronto
Feb. 16	W	3-2	NY ISLANDERS
Feb. 19	T	2-2	LOS ANGELES
Feb. 22	W	3-2	ST. LOUIS
Feb. 23	L	1-3	DETROIT
Feb. 25	L	4-6	Boston
Feb. 26	W	3-1	WASHINGTON
Mar. 1	W	7-3	VANCOUVER
Mar. 2	W	8-6	NY Rangers
Mar. 5	T	4-4	Kansas City
Mar. 8	W	8-2	PHILADELPHIA
Mar. 9	L	4-8	Buffalo
Mar. 12	W	5-3	BOSTON
Mar. 13	L	0-6	Philadelphia
Mar. 15	W	12-1	WASHINGTON
Mar. 16	W	6-3	KANSAS CITY
Mar. 18	L	2-5	St. Louis
Mar. 19	T	3-3	California
Mar. 22	L	0-4	Los Angeles
Mar. 26	W	6-4	MONTREAL
Mar. 29	W	4-2	Detroit
Mar. 30	W	4-1	MINNESOTA
Apr. 2	L	0-6	Montreal
Apr. 5	W	7-1	DETROIT
Apr. 6	L	4-8	Washington

Home games in all CAPS

## 37-28-15, 3RD, NORRIS DIVISION

# 1975-76

## HIGHLIGHTS

- Jean Pronovost records a 16-game point streak from Nov. 1 to Dec. 3.
- The Penguins post an 11-game unbeaten streak (7-0-4) from Feb. 7 through Feb. 28.
- Pierre Larouche finishes fifth overall in league scoring with 111 points (53G-58A), and is joined in the top 10 by Jean Pronovost (52G-52A=104PTS, eighth) and Syl Apps (32G-67A=99PTS, 10th).
- Larouche's 53 goals and Apps' 67 assists establish new team records.

## TRANSACTIONS

**Dec. 16, 1975** - Obtained Stan Gilbertson from Washington for Harvey Bennett.

**Jan. 9, 1976** - Obtained Ed Gilbert, Simon Nolet and a 1976 first-round draft pick from Kansas City for Steve Durbano, Chuck Arnason and a 1976 first-round draft pick.

**Mar. 8, 1976** - Obtained Ed Van Impe and Bob Taylor from Philadelphia for Gary Inness and future considerations.

## GOALTENDERS

GOALIE	W-L-O	GP	MP	GA	SO	GAA
Michel Plasse	24-19-10	55	3090	178	2	3.46
Gary Inness	8-9-2	23	1208	82	0	4.07
Gordie Laxton	3-4-0	8	413	31	0	4.51
Bob Taylor	0-1-0	2	78	7	0	5.41
<b>TOTALS</b>	<b>35-33-12</b>	<b>80</b>	<b>4800</b>	<b>303</b>	<b>2</b>	<b>3.79</b>

## SCORING

PLAYERS	GP	G	A	PTS	PIM
Pierre Larouche	76	53	58	111	33
Jean Pronovost	80	52	52	104	24
Syl Apps	80	32	67	99	24
Rick Kehoe	71	29	47	76	6
Lowell MacDonald	69	30	43	73	12
Ron Stackhouse	80	11	60	71	76
Vic Hadfield	76	30	35	65	46
Ron Schock	80	18	44	62	28
Bob Kelly	77	25	30	55	149
Dave Burrows	80	7	22	29	51
Barry Wilkins	75	0	27	27	106
Stan Gilbertson	48	13	8	21	6
Simon Nolet	39	9	8	17	2
Colin Campbell	64	7	10	17	105
Dennis Owchar	54	5	12	17	19
Chuck Arnason	30	7	3	10	14
Lew Morrison	78	4	5	9	8
Mario Faubert	21	1	8	9	10
Steve Durbano	32	0	8	8	161
Harvey Bennett	25	3	3	6	53
Wayne Bianchin	14	1	5	6	4
Ed Van Impe	12	0	5	5	16
Bob McManama	12	1	2	3	4
Ed Gilbert	38	1	1	2	0
Jacques Cossette	7	0	2	2	9
Michel Plasse	55	0	2	2	18
Bob Taylor	2	0	0	0	0
Gordie Laxton	8	0	0	0	0
Bob Paradise	9	0	0	0	4
Gary Inness	23	0	0	0	2
Bench					14

## GAMES

DATE	RESULT	SCORE	OPPONENT
Oct. 7	W	4-2	Washington
Oct. 11	W	7-5	WASHINGTON
Oct. 15	W	8-4	Toronto
Oct. 18	W	6-1	DETROIT
Oct. 21	L	1-7	MONTREAL
Oct. 25	T	4-4	PHILADELPHIA
Oct. 30	L	0-4	Los Angeles
Nov. 1	L	3-7	Minnesota
Nov. 2	L	2-7	Buffalo
Nov. 5	W	7-6	NY ISLANDERS
Nov. 6	W	5-3	St. Louis
Nov. 8	L	5-7	CHICAGO
Nov. 9	L	4-6	Philadelphia
Nov. 12	T	6-6	Washington
Nov. 13	L	4-5	MONTREAL
Nov. 15	L	2-5	BUFFALO
Nov. 18	L	3-5	CALIFORNIA
Nov. 21	W	4-1	Atlanta
Nov. 22	W	6-3	LOS ANGELES
Nov. 26	W	5-2	DETROIT
Nov. 29	W	8-3	NY RANGERS
Nov. 30	L	2-4	Boston
Dec. 3	T	3-3	Chicago
Dec. 4	L	1-6	NY Islanders
Dec. 7	W	6-3	TORONTO
Dec. 9	L	2-3	Kansas City
Dec. 10	L	2-3	Detroit
Dec. 13	T	4-4	BOSTON
Dec. 14	L	4-7	Montreal
Dec. 17	W	9-2	California
Dec. 19	L	1-5	Vancouver
Dec. 20	W	5-1	Los Angeles
Dec. 23	L	3-4	NY Rangers
Dec. 26	L	3-4	Atlanta
Dec. 27	W	3-2	ATLANTA
Dec. 31	W	5-1	LOS ANGELES
Jan. 3	L	4-8	PHILADELPHIA
Jan. 4	L	3-5	Chicago
Jan. 7	L	1-4	California
Jan. 10	T	3-3	VANCOUVER
Jan. 11	L	0-6	Buffalo

DATE	RESULT	SCORE	OPPONENT
Jan. 13	L	2-6	Boston
Jan. 15	L	1-4	Philadelphia
Jan. 17	W	3-2	BUFFALO
Jan. 18	W	8-3	NY RANGERS
Jan. 22	L	3-4	MONTREAL
Jan. 24	W	8-2	WASHINGTON
Jan. 25	T	1-1	MINNESOTA
Jan. 29	W	6-2	KANSAS CITY
Jan. 31	T	4-4	Kansas City
Feb. 1	W	7-1	TORONTO
Feb. 5	L	1-5	Boston
Feb. 7	W	7-3	Los Angeles
Feb. 8	W	7-3	Vancouver
Feb. 11	T	4-4	California
Feb. 14	T	4-4	NY Islanders
Feb. 15	W	6-4	LOS ANGELES
Feb. 17	W	6-1	KANSAS CITY
Feb. 19	W	7-5	TORONTO
Feb. 21	W	10-1	CHICAGO
Feb. 22	T	2-2	Detroit
Feb. 25	T	3-3	ATLANTA
Feb. 28	W	5-4	VANCOUVER
Feb. 29	L	3-5	ST. LOUIS
Mar. 2	W	6-2	Minnesota
Mar. 6	W	5-0	MINNESOTA
Mar. 7	L	3-5	NY ISLANDERS
Mar. 10	L	6-7	BUFFALO
Mar. 13	W	4-2	CALIFORNIA
Mar. 14	W	7-1	ST. LOUIS
Mar. 16	L	4-5	Montreal
Mar. 19	W	7-3	Washington
Mar. 21	W	4-2	NY Rangers
Mar. 24	T	5-5	BOSTON
Mar. 25	L	2-5	St. Louis
Mar. 28	W	3-0	DETROIT
Mar. 29	L	4-5	Toronto
Mar. 31	L	3-7	Montreal
Apr. 3	L	4-5	WASHINGTON
Apr. 4	W	6-5	Detroit

Home games in all CAPS

## 35-33-12, 3RD, NORRIS DIVISION

# 1976-77

## HIGHLIGHTS

- Pierre Larouche records his fourth career hat trick in a 6-6 tie at Toronto on Feb. 19.
- Dunc Wilson and Denis Herron combine for 52 saves in a 7-3 loss to Atlanta on Mar. 15.
- Wayne Bianchin and Atlanta's Guy Chouinard record goals just four seconds apart on Mar. 15 to set the NHL record for two fastest goals.

## TRANSACTIONS

**Aug. 11, 1976** - Obtained Don Awrey from Montreal for a 1978 third-round draft pick.

**Oct. 8, 1976** - Obtained Dunc Wilson from the New York Rangers for a 1978 fourth-round draft pick and cash.

**Oct. 18, 1976** - Obtained Mike Corrigan from Los Angeles for a 1977 fifth-round draft pick.

## GOALTENDERS

GOALIE	W-L-O	GP	MP	GA	SO	GAA
Denis Herron	15-11-5	34	1918	94	1	2.94
Dunc Wilson	18-19-7	45	2622	129	5	2.95
Gordie Laxton	1-3-1	6	253	26	0	6.17
<b>TOTALS</b>	<b>34-33-13</b>	<b>80</b>	<b>4800</b>	<b>252</b>	<b>6</b>	<b>3.15</b>

## SCORING

PLAYERS	GP	G	A	PTS	PIM
Jean Pronovost	79	33	31	64	24
Pierre Larouche	65	29	34	63	14
Syl Apps	72	18	43	61	20
Rick Kehoe	80	30	27	57	10
Ron Schock	80	17	32	49	10
Mike Corrigan	73	14	27	41	36
Ron Stackhouse	80	7	34	41	72
Greg Malone	66	18	19	37	43
Blair Chapman	80	14	23	37	16
Wayne Bianchin	79	28	6	34	28
Bob Kelly	74	10	21	31	115
Dennis Owchar	46	5	18	23	37
Stan Gilbertson	67	6	9	15	13
Mario Faubert	47	2	11	13	32
Russ Anderson	66	2	11	13	81
Don Awrey	79	1	12	13	40
Dave Burrows	69	3	6	9	29
Lew Morrison	76	2	1	3	0
Ed Van Impe	10	0	3	3	6
Lowell MacDonald	3	1	1	2	0
Vic Hadfield	9	0	2	2	0
Tom Price	7	0	2	2	4
Denis Herron	34	0	1	1	4
Dunc Wilson	45	0	1	1	21
Yves Bergeron	1	0	0	0	0
Steve Lyon	3	0	0	0	2
Gordie Laxton	6	0	0	0	0
Ed Gilbert	7	0	0	0	0
Bench					12

## GAMES

DATE	RESULT	SCORE	OPPONENT
Oct. 6	W	9-5	VANCOUVER
Oct. 7	L	1-10	Montreal
Oct. 9	L	4-7	LOS ANGELES
Oct. 13	L	1-4	Chicago
Oct. 15	L	1-2	Atlanta
Oct. 16	W	4-3	DETROIT
Oct. 20	T	4-4	Toronto
Oct. 23	L	1-9	MONTREAL
Oct. 24	T	3-3	ATLANTA
Oct. 27	T	4-4	Buffalo
Oct. 28	L	0-3	Philadelphia
Oct. 30	T	2-2	NY RANGERS
Nov. 2	W	7-1	LOS ANGELES
Nov. 5	W	4-1	Colorado
Nov. 7	T	2-2	Cleveland
Nov. 10	L	2-3	Minnesota
Nov. 13	W	1-0	PHILADELPHIA
Nov. 14	W	5-1	NY Rangers
Nov. 20	L	2-5	COLORADO
Nov. 21	W	5-0	CHICAGO
Nov. 24	L	0-4	BOSTON
Nov. 26	W	3-1	Cleveland
Nov. 27	L	1-3	NY ISLANDERS
Nov. 30	L	4-6	Washington
Dec. 2	W	4-2	NY Islanders
Dec. 4	L	1-3	Montreal
Dec. 7	W	6-2	MINNESOTA
Dec. 9	W	2-1	Buffalo
Dec. 11	L	3-6	NY Islanders
Dec. 12	W	5-3	ST. LOUIS
Dec. 16	W	5-4	CLEVELAND
Dec. 18	L	3-5	WASHINGTON
Dec. 19	L	3-6	Boston
Dec. 22	W	5-2	Toronto
Dec. 23	L	2-5	Detroit
Dec. 26	W	4-2	TORONTO
Dec. 29	T	3-3	MONTREAL
Jan. 1	W	6-3	BUFFALO
Jan. 4	T	2-2	VANCOUVER
Jan. 6	T	3-3	Washington
Jan. 8	W	4-2	CHICAGO

DATE	RESULT	SCORE	OPPONENT
Jan. 11	L	0-2	TORONTO
Jan. 15	W	5-2	BUFFALO
Jan. 16	L	5-6	ATLANTA
Jan. 19	W	3-0	Vancouver
Jan. 20	L	3-5	Los Angeles
Jan. 22	W	3-2	NY ISLANDERS
Jan. 27	W	3-0	NY Rangers
Jan. 29	L	2-5	PHILADELPHIA
Jan. 30	W	5-2	BOSTON
Feb. 2	W	5-2	MINNESOTA
Feb. 3	T	0-0	Cleveland
Feb. 5	W	3-1	DETROIT
Feb. 6	L	2-5	Colorado
Feb. 8	L	3-6	St. Louis
Feb. 11	L	2-3	Vancouver
Feb. 12	W	3-2	Los Angeles
Feb. 16	T	4-4	MONTREAL
Feb. 19	T	6-6	Toronto
Feb. 20	W	4-1	CLEVELAND
Feb. 22	L	1-3	Washington
Feb. 24	L	2-3	Detroit
Feb. 26	W	2-1	WASHINGTON
Feb. 27	T	2-2	BOSTON
Mar. 2	L	0-5	LOS ANGELES
Mar. 3	L	1-5	Montreal
Mar. 5	T	3-3	Los Angeles
Mar. 6	W	2-1	St. Louis
Mar. 9	W	3-0	COLORADO
Mar. 12	W	3-2	BUFFALO
Mar. 13	L	0-4	Philadelphia
Mar. 15	L	3-7	Atlanta
Mar. 16	W	7-3	ST. LOUIS
Mar. 19	L	2-5	NY RANGERS
Mar. 20	L	2-3	Chicago
Mar. 22	W	4-2	Minnesota
Mar. 27	L	0-3	Boston
Mar. 30	L	3-4	WASHINGTON
Apr. 2	W	4-3	Detroit
Apr. 3	W	4-2	DETROIT

Home games in all CAPS

## 34-33-13, 3RD, NORRIS DIVISION

# 1977-78

## HIGHLIGHTS

- Johnny Wilson is named head coach on June 13.
- Pete Mahovlich records a hat trick in his first game with the Penguins, a 6-4 win over Detroit on Nov. 30.
- Jean Pronovost posts a seven-game goal streak from Jan. 2 through Jan. 14.
- Edward J. DeBartolo takes control of the Penguins on Apr. 5.

## TRANSACTIONS

**Sept. 20, 1977** - Obtained Brian Spencer from Buffalo for Ron Schock.

**Oct. 1, 1977** - Obtained Bob Paradise from Washington for the rights to Don Awrey.

**Nov. 2, 1977** - Obtained Gene Carr, Dave Schultz and a 1978 fourth-round draft pick from Los Angeles for Syl Apps and Hartland Monahan.

**Nov. 29, 1977** - Obtained Peter Lee and Pete Mahovlich from Montreal for Pierre Larouche and the rights to Peter Marsh.

**Dec. 2, 1977** - Obtained Tom Edur from Colorado for Dennis Owchar.

## SCORING

PLAYERS	GP	G	A	PTS	PIM
Jean Pronovost	79	40	25	65	50
Pete Mahovlich	57	25	36	61	37
Greg Malone	78	18	43	61	80
Gene Carr	70	17	37	54	76
Rick Kehoe	70	29	21	50	10
Blair Chapman	75	24	20	44	37
Tom Edur	58	5	38	43	18
Dave Schultz	66	9	25	34	378
Wayne Bianchin	61	20	13	33	40
Brian Spencer	79	9	11	20	81
Mike Corrigan	25	8	12	20	10
Ron Stackhouse	50	5	15	20	36
Dave Burrows	67	4	15	19	24
Peter Lee	60	5	13	18	19
Russ Anderson	74	2	16	18	150
Lowell MacDonald	19	5	8	13	2
John Flesch	29	7	5	12	19
Bob Paradise	64	2	10	12	53
Pierre Larouche	20	6	5	11	0
Dennis Owchar	22	2	8	10	23
Colin Campbell	55	1	9	10	103
Tom Cassidy	26	3	4	7	15
Syl Apps	9	0	7	7	0
Jim Hamilton	25	2	4	6	2
Mario Faubert	18	0	6	6	11
Derek Sanderson	13	3	1	4	0
Jacques Cossette	19	1	2	3	4
Hartland Monahan	7	2	0	2	2
Lew Morrison	8	0	2	2	0
Dunc Wilson	21	0	1	1	0
Denis Herron	60	0	1	1	6
Greg Redquest	1	0	0	0	0
Kim Davis	1	0	0	0	0
Gordie Laxton	2	0	0	0	0
Tom Price	10	0	0	0	0
Bench					14

## GOALTENDERS

GOALIE	W-L-O	GP	MP	GA	SO	GAA
Denis Herron	20-25-15	60	3527	210	0	3.57
Dunc Wilson	5-11-3	21	1179	95	0	4.84
Gordie Laxton	0-1-0	2	73	9	0	7.35
Greg Redquest	0-0-0	1	13	3	0	14.08
<b>TOTALS</b>	<b>25-37-18</b>	<b>80</b>	<b>4800</b>	<b>321</b>	<b>0</b>	<b>4.01</b>

## GAMES

DATE	RESULT	SCORE	OPPONENT
Oct. 12	W	4-2	ST. LOUIS
Oct. 14	L	1-2	Washington
Oct. 15	L	2-8	PHILADELPHIA
Oct. 19	T	3-3	NY Rangers
Oct. 20	L	0-11	Philadelphia
Oct. 22	W	5-2	ATLANTA
Oct. 23	W	3-2	Cleveland
Oct. 26	L	3-4	DETROIT
Oct. 29	L	3-5	BOSTON
Nov. 2	L	1-3	Detroit
Nov. 4	L	2-5	Atlanta
Nov. 5	L	3-4	NY Islanders
Nov. 9	W	5-3	CLEVELAND
Nov. 12	W	7-4	CHICAGO
Nov. 13	T	3-3	Buffalo
Nov. 16	L	4-7	Minnesota
Nov. 19	T	5-5	NY RANGERS
Nov. 22	T	3-3	Vancouver
Nov. 24	L	3-5	Los Angeles
Nov. 26	W	5-2	NY ISLANDERS
Nov. 29	L	1-9	Montreal
Nov. 30	W	6-4	DETROIT
Dec. 3	T	4-4	BUFFALO
Dec. 4	W	4-2	Washington
Dec. 6	T	3-3	Colorado
Dec. 8	L	3-5	LOS ANGELES
Dec. 10	L	2-6	Boston
Dec. 11	L	1-5	ATLANTA
Dec. 14	L	2-3	St. Louis
Dec. 17	W	5-3	MONTREAL
Dec. 22	T	3-3	Buffalo
Dec. 23	L	2-6	TORONTO
Dec. 26	W	5-4	Toronto
Dec. 28	T	2-2	WASHINGTON
Dec. 29	L	3-4	Montreal
Dec. 31	W	6-3	CLEVELAND
Jan. 2	L	2-3	Washington
Jan. 4	W	8-3	VANCOUVER
Jan. 7	T	3-3	LOS ANGELES
Jan. 9	W	5-3	NY Rangers
Jan. 11	L	6-8	MONTREAL

DATE	RESULT	SCORE	OPPONENT
Jan. 12	T	4-4	Philadelphia
Jan. 14	W	4-2	CLEVELAND
Jan. 18	L	0-1	Atlanta
Jan. 21	L	2-5	WASHINGTON
Jan. 22	W	3-1	NY RANGERS
Jan. 28	T	3-3	BUFFALO
Jan. 29	L	2-8	Boston
Jan. 31	W	5-3	Detroit
Feb. 1	W	6-1	MINNESOTA
Feb. 4	L	1-8	BOSTON
Feb. 7	W	4-2	Colorado
Feb. 11	T	3-3	Los Angeles
Feb. 14	W	2-1	CHICAGO
Feb. 18	T	1-1	LOS ANGELES
Feb. 19	T	2-2	Chicago
Feb. 21	W	5-4	St. Louis
Feb. 22	T	2-2	ST. LOUIS
Feb. 25	L	1-3	PHILADELPHIA
Feb. 26	T	4-4	Buffalo
Mar. 1	L	2-5	MONTREAL
Mar. 4	L	3-6	NY Islanders
Mar. 5	T	3-3	NY ISLANDERS
Mar. 8	W	5-3	COLORADO
Mar. 11	L	1-3	VANCOUVER
Mar. 12	L	1-7	TORONTO
Mar. 14	L	2-4	Los Angeles
Mar. 15	L	4-7	Vancouver
Mar. 18	W	3-2	Toronto
Mar. 19	L	1-9	Chicago
Mar. 21	L	1-7	Minnesota
Mar. 22	L	2-5	COLORADO
Mar. 25	T	2-2	DETROIT
Mar. 29	L	2-6	Montreal
Mar. 30	L	3-6	Boston
Apr. 2	W	6-3	TORONTO
Apr. 5	W	7-2	MINNESOTA
Apr. 6	L	4-6	Detroit
Apr. 8	L	4-6	WASHINGTON
Apr. 9	W	3-2	Cleveland

Home games in all CAPS

25-37-18, 4TH, NORRIS DIVISION

# 1978-79

## HIGHLIGHTS

- Penguins record a 10-game unbeaten streak (6-0-4) from Mar. 13 through Mar. 28.
- The Penguins set a then single-season record with 34 road points.
- George Ferguson scores in overtime to eliminate Buffalo from the preliminary round of the playoffs, 2-1.

## TRANSACTIONS

**June 13, 1978** - Obtained Randy Carlyle and George Ferguson from Toronto for Dave Burrows and a 1978 sixth-round draft pick.

**June 14, 1978** - Obtained Tom Bladon, Orest Kindrachuk and Ross Lonsberry from Philadelphia for 1978 first- and eighth-round draft picks.

**Sept. 6, 1978** - Obtained Gregg Sheppard from Boston in a three-way deal, with Pittsburgh sending Jean Pronovost to Atlanta and Atlanta sending Dick Redmond to Boston.

**Oct. 18, 1978** - Obtained Rod Schutt from Montreal for a 1981 first-round draft pick.

**Feb. 6, 1979** - Obtained Gary McAdam from Buffalo for Dave Schultz.

## SCORING

PLAYERS	GP	G	A	PTS	PIM
Greg Malone	80	35	30	65	52
Orest Kindrachuk	79	18	42	60	84
Peter Lee	80	32	26	58	24
Peter Mahovlich	60	14	39	53	39
George Ferguson	80	21	29	50	37
Randy Carlyle	70	13	34	47	78
Ross Lonsberry	80	24	22	46	38
Rick Kehoe	57	27	18	45	2
Rod Schutt	74	24	21	45	33
Ron Stackhouse	75	10	33	43	54
Gregg Sheppard	60	15	22	37	9
Dale Tallon	63	5	24	29	35
Tom Bladon	78	4	23	27	64
Colin Campbell	65	2	18	20	137
Blair Chapman	71	10	8	18	18
Russ Anderson	72	3	13	16	93
Gary McAdam	28	5	9	14	2
Dave Schultz	47	4	9	13	155
Wayne Bianchin	40	7	4	11	20
Jacques Cossette	38	7	2	9	16
Denis Herron	56	0	2	2	18
Kim Davis	1	1	0	1	0
Bob Paradise	14	0	1	1	4
Gordon Laxton	1	0	0	0	0
Jim Hamilton	2	0	0	0	0
Tom Price	2	0	0	0	4
Lex Hudson	2	0	0	0	0
Mike Meeker	4	0	0	0	5
Brian Spencer	7	0	0	0	0
Greg Millen	28	0	0	0	0
Bench					16

## GOALTENDERS

GOALIE	W-L-O	GP	MP	GA	SO	GAA
Denis Herron	22-19-12	56	3203	180	0	3.37
Greg Millen	14-11-1	28	1529	86	2	3.38
Gordie Laxton	0-1-0	1	60	8	0	8.00
<b>TOTALS</b>	<b>36-31-13</b>	<b>80</b>	<b>4800</b>	<b>279</b>	<b>2</b>	<b>3.49</b>



## GAMES

DATE	RESULT	SCORE	OPPONENT
Oct. 11	L	2-3	TORONTO
Oct. 12	L	2-8	Boston
Oct. 14	T	4-4	BOSTON
Oct. 18	L	3-5	NY ISLANDERS
Oct. 19	L	1-3	Philadelphia
Oct. 21	W	5-1	WASHINGTON
Oct. 25	T	6-6	ST. LOUIS
Oct. 28	L	2-4	ATLANTA
Oct. 29	L	2-3	NY Rangers
Nov. 1	L	4-6	Washington
Nov. 3	L	0-2	Atlanta
Nov. 4	W	7-3	DETROIT
Nov. 8	W	6-3	COLORADO
Nov. 9	T	4-4	Buffalo
Nov. 11	L	1-2	NY RANGERS
Nov. 16	W	6-3	Vancouver
Nov. 18	W	3-1	Los Angeles
Nov. 22	L	2-3	MONTREAL
Nov. 23	L	4-8	Montreal
Nov. 25	L	1-3	PHILADELPHIA
Nov. 26	L	2-8	Toronto
Nov. 29	W	5-3	WASHINGTON
Dec. 1	W	7-4	Washington
Dec. 2	W	5-2	CHICAGO
Dec. 5	T	3-3	NY Islanders
Dec. 6	W	6-4	TORONTO
Dec. 8	T	3-3	Montreal
Dec. 9	T	4-4	BUFFALO
Dec. 13	W	3-0	ST. LOUIS
Dec. 14	L	1-2	Philadelphia
Dec. 16	W	6-5	VANCOUVER
Dec. 17	T	3-3	Chicago
Dec. 21	W	4-1	Los Angeles
Dec. 23	L	3-5	Minnesota
Dec. 27	W	5-2	LOS ANGELES
Dec. 30	W	3-1	DETROIT
Dec. 31	W	5-4	Detroit
Jan. 3	L	3-5	VANCOUVER
Jan. 5	T	3-3	Atlanta
Jan. 6	L	3-4	LOS ANGELES
Jan. 10	W	3-2	MONTREAL

DATE	RESULT	SCORE	OPPONENT
Jan. 13	W	5-3	BOSTON
Jan. 14	W	5-4	Buffalo
Jan. 16	W	5-0	MINNESOTA
Jan. 17	L	1-4	Detroit
Jan. 20	L	2-5	WASHINGTON
Jan. 24	L	1-4	Los Angeles
Jan. 25	L	3-5	Colorado
Jan. 27	W	5-3	LOS ANGELES
Jan. 31	L	1-4	MONTREAL
Feb. 3	W	4-2	DETROIT
Feb. 4	L	3-8	Detroit
Feb. 15	W	6-5	MINNESOTA
Feb. 17	W	6-3	BUFFALO
Feb. 18	L	2-6	Detroit
Feb. 21	W	3-1	MONTREAL
Feb. 22	L	0-12	Montreal
Feb. 24	W	5-1	CHICAGO
Feb. 25	T	2-2	Chicago
Feb. 28	W	5-3	COLORADO
Mar. 3	L	4-8	St. Louis
Mar. 4	W	7-2	Colorado
Mar. 7	L	0-4	LOS ANGELES
Mar. 10	W	3-2	PHILADELPHIA
Mar. 11	L	0-4	Toronto
Mar. 13	W	9-3	Vancouver
Mar. 14	T	3-3	Los Angeles
Mar. 17	W	5-2	Washington
Mar. 18	W	5-1	NY Rangers
Mar. 21	T	2-2	WASHINGTON
Mar. 22	W	3-1	Boston
Mar. 24	T	3-3	NY Islanders
Mar. 25	T	2-2	NY ISLANDERS
Mar. 27	W	5-1	Minnesota
Mar. 28	W	7-1	NY RANGERS
Mar. 31	L	3-5	Montreal
Apr. 1	L	2-7	ATLANTA
Apr. 3	W	3-2	St. Louis
Apr. 7	W	4-3	DETROIT
Apr. 8	L	2-5	Washington

Home games in all CAPS

## 36-31-13, 2ND, NORRIS DIVISION

# 1979-80

## HIGHLIGHTS

- Greg Malone records six assists vs. Quebec on Nov. 28.
- The Penguins wear black and gold for the first time vs. St. Louis on Jan. 30.
- Olympian Mark Johnson makes his Penguins debut on Mar. 2 vs. the New York Islanders.

## TRANSACTIONS

- Aug. 3, 1979** - Obtained Nick Libett from Detroit for Pete Mahovich.
- Aug. 30, 1979** - Obtained Rob Holland and Pat Hughes from Montreal for Denis Herron and a 1982 second-round draft pick.
- Nov. 13, 1979** - Obtained Bob Stewart from St. Louis for Blair Chapman.

## SCORING

PLAYERS	GP	G	A	PTS	PIM
Rick Kehoe	79	30	30	60	4
Greg Malone	51	19	32	51	46
George Ferguson	73	21	28	49	36
Orest Kindrachuk	52	17	29	46	63
Peter Lee	74	16	29	45	20
Gary McAdam	78	19	22	41	63
Rod Schutt	73	18	21	39	43
Gregg Sheppard	76	13	24	37	20
Randy Carlyle	67	8	28	36	45
Ross Lonsberry	76	15	18	33	36
Ron Stackhouse	78	6	27	33	36
Pat Hughes	76	18	14	32	78
Russ Anderson	76	5	22	27	150
Nick Libett	78	14	12	26	14
Paul Marshall	46	9	12	21	9
Mario Faubert	49	5	13	18	31
Dale Tallon	32	5	9	14	18
Bob Stewart	65	3	7	10	52
Kim Davis	24	3	7	10	43
Mark Johnson	17	3	5	8	4
Tom Bladon	57	2	6	8	35
Greg Millen	44	0	3	3	14
Kim Clackson	46	0	3	3	166
Jim Hamilton	10	2	0	2	0
Blair Chapman	1	0	0	0	0
Nick Ricci	4	0	0	0	0
Rob Holland	34	0	0	0	2
Bench					10

## GOALTENDERS

GOALIE	W-L-O	GP	MP	GA	SO	GAA
Nick Ricci	2-2-0	4	239	14	0	3.51
Greg Millen	18-18-7	44	2581	157	2	3.65
Rob Holland	10-17-6	34	1969	126	1	3.84
<b>TOTALS</b>	<b>30-37-13</b>	<b>80</b>	<b>4800</b>	<b>303</b>	<b>3</b>	<b>3.79</b>

## GAMES

DATE	RESULT	SCORE	OPPONENT
Oct. 10	W	4-2	WINNIPEG
Oct. 13	T	3-3	HARTFORD
Oct. 14	W	4-1	Boston
Oct. 17	L	4-5	LOS ANGELES
Oct. 20	W	5-1	WASHINGTON
Oct. 21	L	3-6	NY Rangers
Oct. 24	L	3-7	Buffalo
Oct. 25	L	5-8	Montreal
Oct. 31	W	4-2	COLORADO
Nov. 3	T	3-3	ATLANTA
Nov. 7	T	3-3	MONTREAL
Nov. 10	L	1-6	BOSTON
Nov. 11	W	4-1	NY Rangers
Nov. 15	T	3-3	Los Angeles
Nov. 16	L	2-5	Vancouver
Nov. 18	W	3-2	Winnipeg
Nov. 21	W	5-2	ST. LOUIS
Nov. 23	L	1-4	Atlanta
Nov. 24	W	5-3	NY RANGERS
Nov. 28	W	7-2	QUEBEC
Nov. 30	L	5-7	Hartford
Dec. 1	W	5-4	COLORADO
Dec. 5	T	3-3	VANCOUVER
Dec. 7	W	5-3	Washington
Dec. 8	T	3-3	CHICAGO
Dec. 11	T	3-3	St. Louis
Dec. 12	T	3-3	NY ISLANDERS
Dec. 15	T	3-3	NY Islanders
Dec. 16	L	1-4	Quebec
Dec. 19	T	0-0	Chicago
Dec. 20	T	1-1	Philadelphia
Dec. 22	L	3-4	NY RANGERS
Dec. 26	W	6-4	DETROIT
Dec. 28	W	4-2	Atlanta
Dec. 29	W	3-2	ATLANTA
Dec. 31	L	2-4	Minnesota
Jan. 2	W	5-3	MONTREAL
Jan. 3	W	4-3	NY Islanders
Jan. 5	L	4-5	BUFFALO
Jan. 7	L	5-9	Toronto
Jan. 9	W	4-2	VANCOUVER

DATE	RESULT	SCORE	OPPONENT
Jan. 12	L	2-3	CHICAGO
Jan. 16	W	6-4	TORONTO
Jan. 17	L	1-7	Hartford
Jan. 19	L	2-5	EDMONTON
Jan. 23	L	3-4	Edmonton
Jan. 24	L	1-4	Colorado
Jan. 26	L	4-6	BOSTON
Jan. 27	W	5-3	Boston
Jan. 30	L	3-4	ST. LOUIS
Jan. 31	L	3-4	Detroit
Feb. 2	L	0-4	PHILADELPHIA
Feb. 7	L	0-9	Buffalo
Feb. 9	L	2-5	MINNESOTA
Feb. 10	L	2-3	Chicago
Feb. 13	W	4-2	Toronto
Feb. 16	L	1-8	Montreal
Feb. 17	L	5-6	Philadelphia
Feb. 20	W	7-5	DETROIT
Feb. 23	W	2-1	QUEBEC
Feb. 24	L	0-2	Quebec
Feb. 27	W	3-2	WINNIPEG
Mar. 2	T	0-0	NY ISLANDERS
Mar. 3	L	1-5	St. Louis
Mar. 5	L	3-5	TORONTO
Mar. 8	W	5-4	EDMONTON
Mar. 9	L	2-6	Detroit
Mar. 11	L	3-4	PHILADELPHIA
Mar. 12	W	4-2	LOS ANGELES
Mar. 15	W	5-2	MINNESOTA
Mar. 18	L	3-4	Minnesota
Mar. 21	L	2-9	Edmonton
Mar. 23	W	4-2	Winnipeg
Mar. 25	W	4-2	Vancouver
Mar. 27	T	2-2	Los Angeles
Mar. 28	L	0-5	Colorado
Mar. 30	W	4-0	WASHINGTON
Apr. 1	L	2-6	Washington
Apr. 2	W	6-4	HARTFORD
Apr. 5	L	1-9	BUFFALO

Home games in all CAPS

## 30-37-13, 3RD, NORRIS DIVISION

# 1980-81

## HIGHLIGHTS

- Ed Johnston is named head coach on July 15.
- Paul Gardner scores four goals vs. Philadelphia on Dec. 13, becoming the first Penguin to accomplish the feat.
- Rick Kehoe sets a new team record with 55 goals.
- Randy Carlyle is named a First-Team All-Star.
- Rick Kehoe wins the Lady Byng Trophy and Randy Carlyle wins the James Norris Trophy.

## TRANSACTIONS

**Nov. 18, 1980** - Obtained Paul Gardner and Dave Burrows from Toronto for Paul Marshall and Kim Davis.

**Jan. 2, 1981** - Obtained Gary Rissling from Washington for a 1981 fifth-round draft pick.

**Jan. 8, 1981** - Obtained Errol Thompson from Detroit for Gary McAdam.

**Mar. 10, 1981** - Obtained Pat Price from Edmonton for Pat Hughes.

## GOALTENDERS

GOALIE	W-L-O	GP	MP	GA	SO	GAA
Nick Ricci	4-5-0	9	536	35	0	3.92
Greg Millen	25-27-10	63	3710	258	0	4.17
Rob Holland	1-5-3	10	539	45	0	5.01
<b>TOTALS</b>	<b>30-37-13</b>	<b>80</b>	<b>4800</b>	<b>345</b>	<b>0</b>	<b>4.31</b>

## SCORING

PLAYERS	GP	G	A	PTS	PIM
Rick Kehoe	80	55	33	88	6
Randy Carlyle	76	16	67	83	136
Paul Gardner	62	34	40	74	59
Peter Lee	80	30	34	64	86
Rod Schutt	80	25	35	60	55
Mario Faubert	72	8	44	52	118
Greg Malone	62	21	29	50	68
Ross Lonsberry	80	17	33	50	76
George Ferguson	79	25	18	43	42
Ron Stackhouse	74	6	29	35	86
Mark Johnson	73	10	23	33	50
Gregg Sheppard	47	11	17	28	49
Pat Hughes	58	10	9	19	161
Paul Baxter	51	5	14	19	204
Russ Anderson	34	3	14	17	112
Errol Thompson	34	6	8	14	12
Nick Libett	43	6	6	12	4
Orest Kindrachuk	13	3	9	12	34
Gary McAdam	34	3	9	12	30
Pat Price	13	0	10	10	33
Marc Chorney	8	1	6	7	14
Jim Hamilton	20	1	6	7	18
Paul Marshall	13	3	0	3	4
Mike Bullard	15	1	2	3	19
Dave Burrows	53	0	2	2	28
Greg Millen	63	0	2	2	6
Kim Davis	8	1	0	1	4
Gary Rissling	25	1	0	1	143
Bennett Wolf	24	0	1	1	94
Gilles Lupien	31	0	1	1	34
Tony Feltrin	2	0	0	0	0
Nick Ricci	9	0	0	0	2
Rob Holland	10	0	0	0	0

## GAMES

DATE	RESULT	SCORE	OPPONENT
Oct. 9	L	4-7	Philadelphia
Oct. 11	W	5-4	WINNIPEG
Oct. 12	W	6-3	NY Rangers
Oct. 15	L	2-5	HARTFORD
Oct. 18	L	2-4	BUFFALO
Oct. 21	L	5-8	Toronto
Oct. 22	W	9-3	ST. LOUIS
Oct. 25	L	2-8	CALGARY
Oct. 29	T	1-1	Buffalo
Oct. 31	W	6-5	Winnipeg
Nov. 1	L	3-6	Minnesota
Nov. 3	T	4-4	Edmonton
Nov. 5	L	1-2	TORONTO
Nov. 8	W	5-3	DETROIT
Nov. 9	L	4-7	Boston
Nov. 12	L	1-3	WASHINGTON
Nov. 14	T	3-3	NY Rangers
Nov. 15	L	4-7	BOSTON
Nov. 19	L	2-3	MINNESOTA
Nov. 22	W	4-2	COLORADO
Nov. 26	L	4-7	VANCOUVER
Nov. 27	T	3-3	Boston
Nov. 29	L	2-4	NY RANGERS
Dec. 3	T	4-4	Toronto
Dec. 4	W	3-2	Montreal
Dec. 6	W	6-4	CHICAGO
Dec. 7	L	1-10	Buffalo
Dec. 10	W	4-3	MONTREAL
Dec. 12	W	6-2	Washington
Dec. 13	L	5-6	PHILADELPHIA
Dec. 17	T	3-3	Los Angeles
Dec. 19	L	4-10	Vancouver
Dec. 20	T	3-3	Calgary
Dec. 23	L	3-6	St. Louis
Dec. 26	L	7-9	Hartford
Dec. 27	W	6-4	QUEBEC
Dec. 31	L	1-3	Detroit
Jan. 3	W	6-4	DETROIT
Jan. 4	L	2-3	Chicago
Jan. 7	W	7-3	NY ISLANDERS
Jan. 8	L	2-4	Montreal

DATE	RESULT	SCORE	OPPONENT
Jan. 10	L	3-5	CHICAGO
Jan. 13	L	3-6	NY Islanders
Jan. 14	W	6-3	ST. LOUIS
Jan. 17	W	5-4	LOS ANGELES
Jan. 21	L	0-5	PHILADELPHIA
Jan. 24	W	4-3	CALGARY
Jan. 27	L	1-7	St. Louis
Jan. 28	W	3-1	MINNESOTA
Jan. 31	T	4-4	WASHINGTON
Feb. 2	L	4-8	Chicago
Feb. 4	W	3-2	Winnipeg
Feb. 6	L	4-6	Colorado
Feb. 7	L	4-5	Calgary
Feb. 12	W	5-3	NY ISLANDERS
Feb. 14	T	2-2	VANCOUVER
Feb. 17	L	1-4	Philadelphia
Feb. 19	W	6-2	HARTFORD
Feb. 21	L	1-6	BUFFALO
Feb. 22	W	9-4	COLORADO
Feb. 25	W	4-3	WINNIPEG
Feb. 26	W	7-5	Washington
Feb. 28	W	6-4	NY RANGERS
Mar. 2	W	5-4	Quebec
Mar. 4	W	6-5	LOS ANGELES
Mar. 7	L	5-8	Minnesota
Mar. 8	W	6-4	EDMONTON
Mar. 11	L	1-2	MONTREAL
Mar. 14	T	3-3	QUEBEC
Mar. 16	L	6-7	Edmonton
Mar. 17	L	3-4	Vancouver
Mar. 19	T	4-4	Los Angeles
Mar. 21	W	3-1	Colorado
Mar. 25	W	5-2	TORONTO
Mar. 28	T	4-4	NY Islanders
Mar. 29	L	2-5	EDMONTON
Mar. 31	L	1-5	Quebec
Apr. 2	T	1-1	Detroit
Apr. 4	L	2-5	BOSTON
Apr. 5	W	5-4	Hartford

Home games in all CAPS

## 30-37-13, 3RD, NORRIS DIVISION

# 1981-82

## HIGHLIGHTS

- Michel Dion is named the starting goaltender in the NHL All-Star Game.
- Pittsburgh breaks the New York Islanders' then NHL-record 15-game winning streak with a 4-3 victory on Feb. 21.
- Mike Bullard's 37 goals are the most by a Penguins rookie.
- Paul Baxter sets a team record with 409 penalty minutes.

## TRANSACTIONS

**June 29, 1981** - Obtained Pat Boutette and Kevin McClelland from Hartford as compensation for Hartford signing free agent Greg Millen.

**Dec. 29, 1981** - Obtained Rick MacLeish from Hartford for Russ Anderson and a 1983 eighth-round draft pick.

**Feb. 14, 1982** - Obtained Gary Edwards from St. Louis for a 1984 eighth-round draft pick.

**Mar. 2, 1982** - Obtained a 1982 second-round draft pick from Minnesota for Mark Johnson.

## SCORING

PLAYERS	GP	G	A	PTS	PIM
Rick Kehoe	71	33	52	85	8
Randy Carlyle	73	11	64	75	131
Pat Boutette	80	23	51	74	230
Paul Gardner	59	36	33	69	28
Mike Bullard	75	36	27	63	91
George Ferguson	71	22	31	53	45
Paul Baxter	76	9	34	43	409
Greg Malone	78	15	24	39	125
Pat Price	77	7	31	38	322
Peter Lee	74	18	16	34	98
Rick MacLeish	40	13	12	25	28
Doug Shedden	38	10	15	25	12
Gregg Sheppard	58	11	10	21	35
Mark Johnson	46	10	11	21	30
Rod Schutt	35	9	12	21	42
Ron Stackhouse	76	2	19	21	102
Bob Simpson	26	9	9	18	4
Steve Gatzos	16	6	8	14	14
Pat Graham	42	6	8	14	55
Andre St. Laurent	18	8	5	13	4
Mario Faubert	14	4	8	12	14
Greg Hotham	25	4	6	10	16
Jim Hamilton	11	5	3	8	2
Paul Mulvey	27	1	7	8	76
Marc Chorney	60	1	6	7	63
Kevin McClelland	10	1	4	5	4
Randy Boyd	23	0	2	2	49
Russ Anderson	31	0	1	1	98
Michel Dion	62	0	1	1	4
Dave Hannan	1	0	0	0	0
Bennett Wolf	1	0	0	0	2
Nick Ricci	3	0	0	0	0
Tony Feltrin	4	0	0	0	4
Gary Edwards	6	0	0	0	2
Paul Harrison	13	0	0	0	0
Gary Rissling	16	0	0	0	55
Bench					10

## GOALTENDERS

GOALIE	W-L-O	GP	MP	GA	SO	GAA
Gary Edwards	3-2-1	6	359	22	1	3.68
Michel Dion	25-24-12	62	3572	226	0	3.80
Nick Ricci	0-3-0	3	158	14	0	5.32
Paul Harrison	3-7-0	13	698	64	0	5.51
<b>TOTALS</b>	<b>31-36-13</b>	<b>80</b>	<b>4800</b>	<b>337</b>	<b>1</b>	<b>4.21</b>

## GAMES

DATE	RESULT	SCORE	OPPONENT
Oct. 6	L	2-6	St. Louis
Oct. 7	T	5-5	Chicago
Oct. 10	W	2-1	QUEBEC
Oct. 11	L	2-8	Philadelphia
Oct. 14	L	1-4	NY ISLANDERS
Oct. 17	W	5-2	MINNESOTA
Oct. 18	L	2-3	Detroit
Oct. 20	W	5-3	COLORADO
Oct. 22	T	3-3	Calgary
Oct. 23	L	3-8	Edmonton
Oct. 25	W	6-4	Vancouver
Oct. 28	L	3-5	TORONTO
Oct. 29	L	4-6	Philadelphia
Oct. 31	W	3-1	BUFFALO
Nov. 4	W	6-3	NY RANGERS
Nov. 7	W	7-2	PHILADELPHIA
Nov. 11	W	3-2	Washington
Nov. 14	T	3-3	Boston
Nov. 18	W	6-1	ST. LOUIS
Nov. 20	T	3-3	TORONTO
Nov. 21	L	5-9	Montreal
Nov. 24	W	7-1	Quebec
Nov. 25	W	2-1	MONTREAL
Nov. 28	W	5-3	DETROIT
Dec. 2	W	4-2	WINNIPEG
Dec. 5	L	1-3	St. Louis
Dec. 6	L	4-7	Buffalo
Dec. 9	L	1-4	PHILADELPHIA
Dec. 12	W	7-4	WASHINGTON
Dec. 14	L	4-5	NY Rangers
Dec. 16	W	7-6	LOS ANGELES
Dec. 19	T	3-3	NY RANGERS
Dec. 20	L	1-3	Philadelphia
Dec. 23	T	4-4	Toronto
Dec. 26	L	5-7	BUFFALO
Dec. 27	L	3-5	NY Rangers
Dec. 30	W	6-2	WASHINGTON
Jan. 2	W	9-4	HARTFORD
Jan. 3	W	6-4	Hartford
Jan. 6	L	3-6	Chicago
Jan. 7	L	4-5	Detroit

DATE	RESULT	SCORE	OPPONENT
Jan. 9	W	4-3	VANCOUVER
Jan. 13	L	1-6	Winnipeg
Jan. 16	L	0-4	Calgary
Jan. 17	T	3-3	Vancouver
Jan. 20	W	5-4	BOSTON
Jan. 21	L	1-6	NY Islanders
Jan. 23	T	5-5	PHILADELPHIA
Jan. 26	L	2-9	NY Islanders
Jan. 27	L	3-6	NY ISLANDERS
Jan. 30	W	2-1	WINNIPEG
Jan. 31	L	3-8	Washington
Feb. 3	L	6-9	MINNESOTA
Feb. 6	L	4-6	WASHINGTON
Feb. 7	L	4-5	Philadelphia
Feb. 10	T	3-3	HARTFORD
Feb. 11	L	2-4	Montreal
Feb. 13	T	3-3	LOS ANGELES
Feb. 16	L	2-6	NY Islanders
Feb. 17	L	3-5	NY RANGERS
Feb. 20	W	6-5	PHILADELPHIA
Feb. 21	W	4-3	NY ISLANDERS
Feb. 25	L	2-4	NY Islanders
Feb. 27	L	1-4	EDMONTON
Feb. 28	W	4-2	NY Rangers
Mar. 3	L	2-3	BOSTON
Mar. 6	W	6-4	Quebec
Mar. 7	T	4-4	CALGARY
Mar. 10	W	7-2	Washington
Mar. 13	W	6-2	COLORADO
Mar. 15	L	3-4	Minnesota
Mar. 17	L	4-10	Edmonton
Mar. 20	L	5-7	Los Angeles
Mar. 21	W	6-0	Colorado
Mar. 24	L	2-7	NY RANGERS
Mar. 27	T	3-3	CHICAGO
Mar. 28	W	6-5	Washington
Mar. 31	T	4-4	WASHINGTON
Apr. 2	W	7-5	NY Rangers
Apr. 4	W	7-2	NY ISLANDERS

Home games in all CAPS

# 1982-83

## HIGHLIGHTS

- Pat Boutette records hat tricks on Oct. 12 vs. Vancouver and Oct. 27 vs. Washington.
- Denis Herron records his fourth shutout as a Penguin in a 0-0 tie with Philadelphia on Dec. 4.
- Rick Kehoe is named to the Prince of Wales Conference All-Star Team.

## TRANSACTIONS

**Sept. 15, 1982** - Obtained Denis Herron from Montreal for a 1985 third-round draft pick.

**Oct. 28, 1982** - Obtained Ron Meighan, Anders Hakansson and a 1983 first-round draft pick from Minnesota for George Ferguson and a 1983 first-round draft pick.

**Nov. 8, 1982** - Obtained Stan Jonathan from Boston for future considerations.

## GOALTENDERS

GOALIE	W-L-O	GP	MP	GA	SO	GAA
Michel Dion	12-30-4	49	2780	198	0	4.27
Denis Herron	5-18-5	31	1705	151	1	5.31
Nick Ricci	1-2-0	3	147	16	0	6.53
Roberto Romano	0-3-0	3	155	18	0	6.97
<b>TOTALS</b>	<b>18-53-9</b>	<b>80</b>	<b>4800</b>	<b>394</b>	<b>1</b>	<b>4.93</b>

## SCORING

PLAYERS	GP	G	A	PTS	PIM
Doug Shedden	80	24	43	67	54
Rick Kehoe	75	29	36	65	12
Greg Malone	80	17	44	61	82
Pat Boutette	80	27	29	56	152
Randy Carlyle	61	15	41	56	110
Paul Gardner	70	28	27	55	12
Mike Bullard	57	22	22	44	60
Dave Hannan	74	11	22	33	127
Paul Baxter	75	11	21	32	238
Greg Hotham	58	2	30	32	39
Peter Lee	63	13	13	26	10
Andre St. Laurent	70	13	9	22	105
Anders Hakansson	62	9	12	21	26
Randy Boyd	56	4	14	18	71
Steve Gatzos	44	6	7	13	52
Pat Price	38	1	11	12	104
Kevin McClelland	38	5	4	9	73
Gary Rissling	40	5	4	9	128
Marc Chorney	67	3	5	8	66
Ron Meighan	41	2	6	8	16
Tony Feltrin	32	3	3	6	40
Pat Graham	20	1	5	6	16
Tim Hrynewich	30	2	3	5	48
Doug Lecuyer	12	1	4	5	12
Rick MacLeish	6	0	5	5	2
Rod Buskas	41	2	2	4	102
Stan Jonathan	19	0	3	3	13
Jim Hamilton	5	0	2	2	2
Michel Dion	49	0	2	2	8
Bob Simpson	4	1	0	1	0
Denis Herron	31	0	1	1	0
Rob Garner	1	0	0	0	0
Brian Lundberg	1	0	0	0	2
Nick Ricci	3	0	0	0	0
Roberto Romano	3	0	0	0	0
Rich Sutter	4	0	0	0	0
Rod Schutt	5	0	0	0	0
Bennett Wolf	5	0	0	0	37
Ian Turnbull	6	0	0	0	4
George Ferguson	7	0	0	0	2
Bench					20



## GAMES

DATE	RESULT	SCORE	OPPONENT
Oct. 5	T	3-3	New Jersey
Oct. 9	L	3-5	NY RANGERS
Oct. 10	L	3-4	Boston
Oct. 12	W	5-4	VANCOUVER
Oct. 14	L	0-9	NY Islanders
Oct. 16	L	5-6	NEW JERSEY
Oct. 20	L	3-5	ST. LOUIS
Oct. 21	L	4-8	Quebec
Oct. 23	W	4-2	PHILADELPHIA
Oct. 27	W	7-5	WASHINGTON
Oct. 28	L	2-9	Philadelphia
Oct. 30	L	1-4	CALGARY
Oct. 31	L	2-6	NY Rangers
Nov. 2	W	3-1	NY Islanders
Nov. 4	T	4-4	New Jersey
Nov. 6	L	2-6	Los Angeles
Nov. 10	W	5-4	EDMONTON
Nov. 13	L	1-3	CALGARY
Nov. 14	T	6-6	Buffalo
Nov. 17	W	4-3	HARTFORD
Nov. 20	W	4-3	BOSTON
Nov. 24	W	4-3	TORONTO
Nov. 26	T	6-6	Minnesota
Nov. 27	L	3-5	St. Louis
Dec. 1	L	2-4	CHICAGO
Dec. 2	L	4-5	Washington
Dec. 4	T	0-0	PHILADELPHIA
Dec. 8	W	4-2	BUFFALO
Dec. 11	L	4-7	QUEBEC
Dec. 12	L	3-4	Philadelphia
Dec. 15	T	4-4	DETROIT
Dec. 18	L	1-3	WASHINGTON
Dec. 20	L	3-6	NY Rangers
Dec. 21	W	3-2	Hartford
Dec. 23	L	4-6	Detroit
Dec. 26	W	4-3	NY RANGERS
Dec. 28	L	3-6	Washington
Dec. 29	L	5-6	ST. LOUIS
Jan. 1	W	2-1	NY ISLANDERS
Jan. 2	L	1-5	Montreal
Jan. 7	L	2-7	Edmonton

DATE	RESULT	SCORE	OPPONENT
Jan. 9	L	3-4	Winnipeg
Jan. 12	L	0-7	MINNESOTA
Jan. 13	L	1-8	Philadelphia
Jan. 15	L	7-8	MONTREAL
Jan. 19	T	1-1	NEW JERSEY
Jan. 22	L	3-7	QUEBEC
Jan. 24	L	2-8	Toronto
Jan. 26	L	2-6	WASHINGTON
Jan. 28	L	2-7	Washington
Jan. 29	L	1-2	NY RANGERS
Jan. 31	L	2-3	New Jersey
Feb. 2	L	4-7	Chicago
Feb. 4	L	4-6	Winnipeg
Feb. 5	L	4-7	Calgary
Feb. 9	L	2-6	VANCOUVER
Feb. 10	L	3-7	Boston
Feb. 12	W	6-4	LOS ANGELES
Feb. 15	L	3-7	DETROIT
Feb. 17	L	1-4	NY Islanders
Feb. 19	L	7-10	EDMONTON
Feb. 21	L	2-4	Toronto
Feb. 23	W	6-4	WINNIPEG
Feb. 24	L	3-6	Philadelphia
Feb. 26	W	5-4	NEW JERSEY
Feb. 28	L	3-9	NY Rangers
Mar. 1	T	3-3	NY RANGERS
Mar. 4	L	2-10	Buffalo
Mar. 6	L	3-5	PHILADELPHIA
Mar. 10	L	3-4	NY ISLANDERS
Mar. 12	W	7-2	Hartford
Mar. 13	L	3-4	CHICAGO
Mar. 16	L	2-3	Minnesota
Mar. 19	W	7-4	Los Angeles
Mar. 21	L	3-7	Vancouver
Mar. 26	T	4-4	Washington
Mar. 27	L	1-4	NY ISLANDERS
Mar. 30	W	3-2	MONTREAL
Apr. 2	L	3-6	NY Islanders
Apr. 3	L	3-5	NEW JERSEY

Home games in all CAPS

18-53-9, 6TH, PATRICK DIVISION

# 1983-84

## HIGHLIGHTS

- Lou Angotti is named head coach on July 20.
- Mike Bullard records 51 goals, the fourth Penguin to hit the 50-goal mark.

## TRANSACTIONS

**Aug. 15, 1983** - Obtained Rocky Saganiuk and Vincent Tremblay from Toronto for Nick Ricci and Pat Graham.

**Sept. 9, 1983** - Obtained Kevin Stevens from Los Angeles for Anders Hakansson.

**Sept. 30, 1983** - Obtained a 1985 fifth-round draft pick from Hartford for Greg Malone.

**Oct. 23, 1983** - Obtained Andy Brickley, Ron Flockhart, Mark Taylor and 1984 first- and third-round draft picks from Philadelphia for Rich Sutter and 1984 second- and third-round draft picks.

**Dec. 5, 1983** - Obtained Tom Roulston from Edmonton for Kevin McClelland and a 1984 sixth-round draft pick.

**Dec. 6, 1983** - Obtained Greg Fox from Chicago for Randy Boyd.

**Mar. 5, 1984** - Obtained Moe Mantha and a 1984 first-round draft pick from Winnipeg for Randy Carlyle.

## SCORING

PLAYERS	GP	G	A	PTS	PIM
Mike Bullard	76	51	41	92	57
Doug Shedden	67	22	35	57	20
Mark Taylor	59	24	31	55	24
Ron Flockhart	68	27	18	45	40
Rick Kehoe	57	18	27	45	8
Pat Boutette	73	14	26	40	142
Andy Brickley	50	18	20	38	9
Greg Hotham	76	5	25	30	59
Tom Roulston	53	11	17	28	8
Randy Carlyle	50	3	23	26	82
Bob Errey	65	9	13	22	29
Kevin McCarthy	31	4	16	20	52
Norm Schmidt	34	6	12	18	12
Gary Rissling	47	4	13	17	297
Bryan Maxwell	45	3	12	15	84
Tom O'Regan	51	4	10	14	8
Tim Hrynewich	25	4	5	9	34
Marty McSorley	72	2	7	9	224
Tom Thornbury	14	1	8	9	16
Warren Young	15	1	7	8	19
Greg Fox	49	2	5	7	66
Steve Gatzos	23	3	3	6	15
Kevin McClelland	24	2	4	6	62
Rod Buskas	47	2	4	6	60
Bob Gladney	13	1	5	6	2
Ted Bulley	26	3	2	5	12
Dave Hannan	24	2	3	5	33
Paul Gardner	16	0	5	5	6
Jim Hamilton	11	2	2	4	4
Rod Schutt	11	1	3	4	4
Rocky Saganiuk	29	1	3	4	37
Darren Lowe	8	1	2	3	0
Andre St. Laurent	8	2	0	2	21
Mitch Lamoureux	8	1	1	2	6
Tim Tookey	8	0	2	2	2
Dean DeFazio	22	0	2	2	28
Greg Tebbutt	24	0	2	2	31
Marc Chorney	4	0	1	1	8
Phil Bourque	5	0	1	1	12
Randy Boyd	5	0	1	1	6
Michel Dion	30	0	1	1	2
Grant Sasser	3	0	0	0	0
Vincent Tremblay	4	0	0	0	2
Rich Sutter	5	0	0	0	0
Todd Charlesworth	10	0	0	0	8
Troy Loney	13	0	0	0	9
Roberto Romano	18	0	0	0	0
Denis Herron	38	0	0	0	21
Bench					14

## GOALTENDERS

GOALIE	W-L-O	GP	MP	GA	SO	GAA
Denis Herron	8-24-2	38	2017	138	1	4.10
Roberto Romano	6-11-0	18	1018	78	1	4.60
Michel Dion	2-19-4	30	1551	138	0	5.34
Vincent Tremblay	0-4-0	4	239	24	0	6.02
<b>TOTALS</b>	<b>16-58-6</b>	<b>80</b>	<b>4800</b>	<b>390</b>	<b>2</b>	<b>4.68</b>

## GAMES

DATE	RESULT	SCORE	OPPONENT
Oct. 4	L	3-5	St. Louis
Oct. 8	L	1-6	NY RANGERS
Oct. 9	L	1-7	Philadelphia
Oct. 12	L	3-4*	WINNIPEG
Oct. 14	W	4-0	Washington
Oct. 15	L	4-6	HARTFORD
Oct. 18	L	1-3	BUFFALO
Oct. 22	L	1-6	BOSTON
Oct. 25	L	0-1	WASHINGTON
Oct. 27	W	4-2	Chicago
Oct. 29	L	1-3	PHILADELPHIA
Oct. 30	W	5-3	New Jersey
Nov. 2	W	6-3	Winnipeg
Nov. 3	T	3-3*	Calgary
Nov. 5	L	3-7	Edmonton
Nov. 8	T	4-4*	CALGARY
Nov. 11	L	5-6	NY ISLANDERS
Nov. 12	W	4-2	NY Islanders
Nov. 16	L	2-3	TORONTO
Nov. 19	T	4-4*	ST. LOUIS
Nov. 20	L	4-5*	Philadelphia
Nov. 23	W	4-1	NEW JERSEY
Nov. 25	L	2-5	Detroit
Nov. 26	L	4-7	DETROIT
Nov. 29	L	4-6	Minnesota
Dec. 1	L	4-6	MINNESOTA
Dec. 3	L	3-6	PHILADELPHIA
Dec. 6	L	3-5	BOSTON
Dec. 11	T	3-3*	MONTREAL
Dec. 13	W	3-2	HARTFORD
Dec. 15	L	1-3	Montreal
Dec. 17	L	5-6	LOS ANGELES
Dec. 18	T	3-3*	Toronto
Dec. 20	L	3-11	NY Islanders
Dec. 21	L	1-6	NY Rangers
Dec. 23	W	6-5*	New Jersey
Dec. 26	W	7-4	NY RANGERS
Dec. 31	L	0-2	St. Louis
Jan. 3	L	5-7	PHILADELPHIA
Jan. 6	L	1-3	New Jersey
Jan. 7	L	4-7	NEW JERSEY

DATE	RESULT	SCORE	OPPONENT
Jan. 10	L	1-7	Quebec
Jan. 14	L	3-7	Boston
Jan. 15	L	0-2	Chicago
Jan. 18	L	4-5*	WINNIPEG
Jan. 20	W	6-3	NY Rangers
Jan. 21	L	2-3	WASHINGTON
Jan. 25	L	3-6	NY RANGERS
Jan. 28	L	2-5	Montreal
Jan. 29	L	3-7	Buffalo
Feb. 1	W	4-0	MINNESOTA
Feb. 4	L	5-6	NY Islanders
Feb. 5	L	4-5	NY ISLANDERS
Feb. 8	L	5-6*	BUFFALO
Feb. 9	L	3-9	Detroit
Feb. 11	W	3-2	NEW JERSEY
Feb. 13	L	1-6	Quebec
Feb. 16	L	3-10	Calgary
Feb. 17	W	4-1	Vancouver
Feb. 19	L	3-7	Edmonton
Feb. 22	L	2-9	EDMONTON
Feb. 25	T	3-3*	CHICAGO
Feb. 26	L	3-4*	NY Rangers
Feb. 29	L	5-9	VANCOUVER
Mar. 1	L	1-9	Washington
Mar. 3	W	4-3	LOS ANGELES
Mar. 5	L	2-5	WASHINGTON
Mar. 6	L	5-6	New Jersey
Mar. 8	L	6-8	QUEBEC
Mar. 11	L	4-6	NY ISLANDERS
Mar. 13	L	3-4	Vancouver
Mar. 14	L	6-7	Los Angeles
Mar. 17	W	4-2	Hartford
Mar. 21	W	3-1	TORONTO
Mar. 22	L	4-13	Philadelphia
Mar. 24	L	0-6	Washington
Mar. 25	L	3-4	WASHINGTON
Mar. 28	L	3-5	PHILADELPHIA
Mar. 29	L	4-6	NY Rangers
Apr. 1	L	1-2	NY ISLANDERS

Home games in all CAPS

\* - Overtime

16-58-6, 6TH, PATRICK DIVISION

# 1984-85

## HIGHLIGHTS

- Bob Berry is named head coach on June 4.
- The Penguins draft Mario Lemieux, Doug Bodger and Roger Belanger in the first round of the 1984 NHL Draft on June 9, marking the first time the team selected more than one player in the first round. Lemieux is also the first Penguin to be drafted first overall.
- Mario Lemieux records three points (2G-1A) and is named MVP of the NHL All-Star Game in Calgary.
- Mario Lemieux becomes just the third rookie in NHL history to record 100 points (43G-57A), wins the Calder Trophy as Rookie of the Year and is named to the All-Rookie Team.
- Mario Lemieux and Warren Young each record 40 goals, the first time two Penguins rookies reach the mark.
- Warren Young is also named to the All-Rookie Team.

## TRANSACTIONS

**Oct. 15, 1984** - Obtained Randy Hillier from Boston for a 1985 fourth-round draft pick.

**Nov. 9, 1984** - Obtained John Chabot from Montreal for Ron Flockhart.

**Nov. 16, 1984** - Obtained Ville Siren from Hartford for Pat Boutette.

## GOALTENDERS

GOALIE	W-L-O	GP	MP	GA	SO	GAA
Roberto Romano	9-17-2	31	1619	120	1	4.45
Denis Herron	10-22-3	42	2186	169	1	4.64
Michel Dion	3-6-0	10	550	43	0	4.69
Brian Ford	2-6-0	8	456	48	0	6.32
<b>TOTALS</b>	<b>24-51-5</b>	<b>80</b>	<b>4832</b>	<b>385</b>	<b>2</b>	<b>4.78</b>

## SCORING

PLAYERS	GP	G	A	PTS	PIM
Mario Lemieux	73	43	57	100	54
Warren Young	80	40	32	72	174
Doug Shedden	80	35	32	67	30
Mike Bullard	68	32	31	63	77
Wayne Babych	65	20	34	54	35
John Chabot	67	8	45	53	12
Moe Mantha	71	11	40	51	54
Doug Bodger	65	5	26	31	67
Andy Brickley	45	7	15	22	10
Randy Hillier	45	2	19	21	56
Gary Rissling	56	10	9	19	207
Kevin McCarthy	64	9	10	19	30
Mitch Lamoureux	62	10	8	18	53
Troy Loney	46	10	8	18	61
Mark Taylor	47	7	10	17	19
Dave Hannan	30	6	7	13	43
Bruce Crowder	26	4	7	11	23
Joe McDonnell	40	2	9	11	20
Rod Buskas	69	2	7	9	191
Todd Charlesworth	67	1	8	9	31
Roger Belanger	44	3	5	8	32
Bryan Maxwell	44	0	8	8	57
Greg Fox	26	2	5	7	26
Arto Javanainen	14	4	1	5	2
Ron Flockhart	12	0	5	5	4
Pat Boutette	14	1	3	4	24
Jim McGeough	14	0	4	4	4
Jim Hamilton	11	2	1	3	0
Wally Weir	14	0	3	3	34
Steve Gatzos	6	0	2	2	2
Rick Kehoe	6	0	2	2	0
Greg Hotham	11	0	2	2	4
Bob Errey	16	0	2	2	7
Michel Dion	10	0	1	1	0
Bob Geale	1	0	0	0	2
Tom O'Regan	1	0	0	0	0
Petteri Lehto	6	0	0	0	4
Mike Rowe	6	0	0	0	7
Brian Ford	8	0	0	0	0
Marty McSorley	15	0	0	0	15
Roberto Romano	31	0	0	0	2
Denis Herron	42	0	0	0	4

## GAMES

DATE	RESULT	SCORE	OPPONENT
Oct. 11	L	3-4	Boston
Oct. 13	L	3-4	Montreal
Oct. 17	W	4-3	VANCOUVER
Oct. 20	W	3-1	PHILADELPHIA
Oct. 21	L	2-4	Philadelphia
Oct. 24	L	2-5	NEW JERSEY
Oct. 27	W	6-5	MONTREAL
Oct. 30	W	4-3	DETROIT
Oct. 31	W	7-6	New Jersey
Nov. 3	L	5-7	NY RANGERS
Nov. 6	T	3-3*	EDMONTON
Nov. 8	L	2-6	ST. LOUIS
Nov. 10	L	4-5	NY Islanders
Nov. 14	W	4-3*	Winnipeg
Nov. 16	L	6-7	Vancouver
Nov. 17	L	3-5	Los Angeles
Nov. 21	T	3-3*	WASHINGTON
Nov. 22	L	3-9	Hartford
Nov. 24	L	3-5	NEW JERSEY
Nov. 27	T	2-2*	BUFFALO
Nov. 29	L	3-6	CHICAGO
Dec. 1	L	1-3	Philadelphia
Dec. 2	L	1-9	Washington
Dec. 5	W	7-4	ST. LOUIS
Dec. 7	W	4-3*	NY Rangers
Dec. 8	W	6-4	CALGARY
Dec. 12	W	4-3	NY ISLANDERS
Dec. 15	W	5-2	Toronto
Dec. 19	L	2-3	NEW JERSEY
Dec. 21	W	4-2	PHILADELPHIA
Dec. 22	L	2-5	NY Islanders
Dec. 26	W	6-5	NY ISLANDERS
Dec. 28	W	4-0	HARTFORD
Dec. 29	L	2-10	Quebec
Dec. 31	T	4-4*	Detroit
Jan. 2	W	2-1	Toronto
Jan. 4	L	2-7	Buffalo
Jan. 5	L	3-8	QUEBEC
Jan. 9	W	7-4	VANCOUVER
Jan. 12	W	4-3	EDMONTON
Jan. 16	L	4-5	WASHINGTON

DATE	RESULT	SCORE	OPPONENT
Jan. 17	L	2-6	Washington
Jan. 19	W	5-4	CHICAGO
Jan. 21	L	6-7	Winnipeg
Jan. 23	L	3-4	Minnesota
Jan. 25	T	6-6*	Calgary
Jan. 26	L	3-6	Edmonton
Jan. 30	L	5-6	TORONTO
Feb. 2	L	0-4	NY ISLANDERS
Feb. 7	L	3-6	New Jersey
Feb. 9	L	1-4	NY Islanders
Feb. 10	L	3-4	LOS ANGELES
Feb. 14	L	4-5	Chicago
Feb. 16	L	1-8	QUEBEC
Feb. 18	L	2-8	Philadelphia
Feb. 20	W	6-3	CALGARY
Feb. 22	L	3-8	NY RANGERS
Feb. 23	W	3-1	Minnesota
Feb. 25	L	4-5	MINNESOTA
Feb. 27	L	4-6	WINNIPEG
Mar. 2	W	5-4	NY RANGERS
Mar. 3	L	3-7	NY Rangers
Mar. 5	L	0-6	Los Angeles
Mar. 7	L	1-5	St. Louis
Mar. 9	W	6-5*	Boston
Mar. 10	L	4-11	Philadelphia
Mar. 13	L	3-7	BOSTON
Mar. 16	W	5-0	NY RANGERS
Mar. 17	L	3-4	Hartford
Mar. 19	L	3-5	PHILADELPHIA
Mar. 22	L	1-3	Buffalo
Mar. 24	L	3-7	Washington
Mar. 26	L	4-5	NY Rangers
Mar. 27	W	4-3	NEW JERSEY
Mar. 30	L	4-6	New Jersey
Mar. 31	L	2-4	MONTREAL
Apr. 2	L	3-4	NY Islanders
Apr. 3	L	2-3	DETROIT
Apr. 6	L	4-7	WASHINGTON
Apr. 7	L	3-7	Washington

Home games in all CAPS

\* - Overtime

24-51-5, 6TH, PATRICK DIVISION

# 1985-86

## HIGHLIGHTS

- Mario Lemieux records his first career hat trick on Dec. 31 at St. Louis with four goals.
- Lemieux records a 28-game point streak from Jan. 11 through Mar. 15, recording 59 points (21G-38A) in that span.
- Pittsburgh ties the Russian Dynamo, 3-3, on Jan. 4 before a sellout crowd.
- Lemieux records his 100th point of the season on Feb. 15, becoming the first Penguin to record back-to-back 100-point seasons.
- Willy Lindstrom becomes the first player to skate with both Mario Lemieux and Wayne Gretzky at the NHL level.

## TRANSACTIONS

**Sept. 10, 1985** - Obtained Gilles Meloche from Edmonton for Tim Hrynewich, Marty McSorley and Craig Muni.

**Oct. 3, 1985** - Terry Ruskowski signed as a free agent.

**Oct. 4, 1985** - Obtained Randy Cunneynworth and Mike Moller from Buffalo for Pat Hughes.

**Mar. 11, 1986** - Obtained Ron Duguay from Detroit for Doug Shedden.

## GOALTENDERS

GOALIE	W-L-O	GP	MP	GA	SO	GAA
Roberto Romano	21-20-3	46	2676	159	2	3.56
Gilles Meloche	13-15-5	34	1981	119	0	3.60
Denis Herron	0-3-0	3	178	14	0	4.71
<b>TOTALS</b>	<b>34-38-8</b>	<b>80</b>	<b>4852</b>	<b>305</b>	<b>2</b>	<b>3.77</b>

## SCORING

PLAYERS	GP	G	A	PTS	PIM
Mario Lemieux	79	48	93	141	43
Mike Bullard	77	41	42	83	69
Moe Mantha	78	15	52	67	102
Doug Shedden	67	32	34	66	32
Terry Ruskowski	72	26	37	63	162
Randy Cunneynworth	75	15	30	45	74
John Chabot	77	14	31	45	6
Doug Bodger	79	4	33	37	63
Dave Hannan	75	17	18	35	91
Willy Lindstrom	71	14	17	31	30
Mike Blaisdell	66	15	14	29	36
Norm Schmidt	66	15	14	29	57
Jim Johnson	80	3	26	29	115
Craig Simpson	76	11	17	28	47
Dan Frawley	69	10	11	21	174
Bob Errey	37	11	6	17	8
Ron Duguay	13	6	7	13	6
Ville Siren	60	4	8	12	32
Troy Loney	47	3	9	12	95
Rod Buskas	72	2	7	9	159
Jim McGeough	17	3	2	5	8
Chris Dahlquist	5	1	2	3	2
Tom O'Regan	9	1	2	3	2
Randy Hillier	28	0	3	3	53
Ted Nolan	18	1	1	2	34
Dwight Mathieson	4	1	0	1	2
Todd Charlesworth	2	0	1	1	0
Gilles Meloche	34	0	1	1	2
Roberto Romano	46	0	1	1	4
Wayne Babych	2	0	0	0	0
Denis Herron	3	0	0	0	0
Joe McDonnell	3	0	0	0	2
Mike Rowe	3	0	0	0	4
Phil Bourque	4	0	0	0	2
Tom Roulston	5	0	0	0	2

## GAMES

DATE	RESULT	SCORE	OPPONENT
Oct. 10	L	3-5	MONTREAL
Oct. 12	L	2-4	PHILADELPHIA
Oct. 15	W	3-2	MINNESOTA
Oct. 16	T	5-5*	Chicago
Oct. 19	L	3-4	Quebec
Oct. 23	W	5-4	Toronto
Oct. 24	W	6-4	TORONTO
Oct. 26	T	4-4*	QUEBEC
Oct. 29	L	3-4	HARTFORD
Oct. 30	L	3-6	Detroit
Nov. 2	T	4-4*	Montreal
Nov. 4	L	2-4	NY RANGERS
Nov. 6	L	1-4	WASHINGTON
Nov. 8	L	3-5	New Jersey
Nov. 9	W	3-1	CHICAGO
Nov. 13	W	6-3	Vancouver
Nov. 16	L	3-4*	Los Angeles
Nov. 19	L	3-4	Washington
Nov. 20	L	1-3	WASHINGTON
Nov. 22	W	8-1	WINNIPEG
Nov. 24	L	4-7	Philadelphia
Nov. 27	W	7-1	TORONTO
Nov. 30	W	5-4	NY RANGERS
Dec. 2	W	6-0	NY Rangers
Dec. 4	W	5-2	DETROIT
Dec. 6	W	3-1	Buffalo
Dec. 7	L	1-5	NEW JERSEY
Dec. 10	L	4-7	NY Islanders
Dec. 11	T	4-4*	NY ISLANDERS
Dec. 14	L	4-5	Hartford
Dec. 15	W	5-2	NY Rangers
Dec. 17	W	4-3	CALGARY
Dec. 19	W	4-3*	Minnesota
Dec. 21	L	2-4	PHILADELPHIA
Dec. 22	L	2-3*	Philadelphia
Dec. 26	W	4-3	BOSTON
Dec. 28	L	2-4	NY ISLANDERS
Dec. 31	W	8-4	St. Louis
Jan. 1	L	4-7	Chicago
Jan. 6	W	4-3	NEW JERSEY
Jan. 8	W	7-3	LOS ANGELES

DATE	RESULT	SCORE	OPPONENT
Jan. 9	L	0-9	NY Islanders
Jan. 11	T	3-3*	BUFFALO
Jan. 15	W	6-3	NY ISLANDERS
Jan. 18	W	5-2	St. Louis
Jan. 19	W	3-2	MINNESOTA
Jan. 22	W	7-4	Edmonton
Jan. 24	L	3-4	Vancouver
Jan. 25	L	2-5	Calgary
Jan. 28	T	2-2*	PHILADELPHIA
Jan. 29	W	4-1	New Jersey
Feb. 1	L	3-4	NY Islanders
Feb. 2	L	2-3	Boston
Feb. 8	W	4-0	NEW JERSEY
Feb. 12	W	8-1	WASHINGTON
Feb. 15	W	9-4	VANCOUVER
Feb. 16	T	5-5*	New Jersey
Feb. 19	W	5-2	WINNIPEG
Feb. 21	W	7-3	Detroit
Feb. 22	L	3-5	ST. LOUIS
Feb. 24	W	6-5*	LOS ANGELES
Feb. 26	W	5-2	BUFFALO
Feb. 27	L	3-8	NY Rangers
Mar. 1	W	5-1	HARTFORD
Mar. 4	L	3-6	Calgary
Mar. 7	L	3-5	Edmonton
Mar. 9	L	3-5	Winnipeg
Mar. 11	L	3-5	Washington
Mar. 12	L	2-5	BOSTON
Mar. 15	T	2-2*	NY RANGERS
Mar. 17	L	3-5	WASHINGTON
Mar. 19	W	7-3	New Jersey
Mar. 20	L	1-5	Philadelphia
Mar. 22	W	7-4	Quebec
Mar. 26	L	3-8	EDMONTON
Mar. 29	L	3-4	Montreal
Apr. 1	L	3-5	Washington
Apr. 2	L	2-7	NY ISLANDERS
Apr. 5	L	3-4*	PHILADELPHIA
Apr. 6	W	5-4*	NY Rangers

Home games in all CAPS \* - Overtime

## 34-38-8, 5TH, PATRICK DIVISION

# 1986-87

## HIGHLIGHTS

- The Penguins defeat Buffalo, 5-4, in overtime on Oct. 22 to extend their record start-of-the-season winning streak to seven games.
- Mario Lemieux records 107 points (54G-53A), topping the century mark for the third consecutive season.

## TRANSACTIONS

**Nov. 12, 1986** - Obtained Dan Quinn from Calgary for Mike Bullard.

**Jan. 21, 1987** - Obtained Chris Kontos from the New York Rangers for Ron Duguay.

**Feb. 6, 1987** - Obtained Pat Riggin from Boston for Roberto Romano.

## SCORING

PLAYERS	GP	G	A	PTS	PIM
Mario Lemieux	63	54	53	107	57
Dan Quinn	64	28	43	71	40
Randy Cunneynworth	79	26	27	53	144
Craig Simpson	72	26	25	51	57
Terry Ruskowski	70	14	37	51	147
Doug Bodger	76	11	38	49	52
Moe Mantha	62	9	31	40	44
John Chabot	72	14	22	36	8
Bob Errey	72	16	18	34	46
Jim Johnson	80	5	25	30	116
Dan Frawley	78	14	14	28	218
Kevin LaVallee	33	8	20	28	4
Dave Hannan	58	10	15	25	56
Willy Lindstrom	60	10	13	23	6
Ville Siren	69	5	17	22	50
Warren Young	50	8	13	21	103
Ron Duguay	40	5	13	18	30
Rod Buskas	68	3	15	18	123
Chris Kontos	31	8	9	17	6
Troy Loney	23	8	7	15	22
Randy Hillier	55	4	8	12	97
Mike Bullard	14	2	10	12	17
Dwight Schofield	25	1	6	7	59
Norm Schmidt	20	1	5	6	4
Phil Bourque	22	2	3	5	32
Jim McGeough	11	1	4	5	8
Mitch Wilson	17	2	1	3	83
Lee Giffin	8	1	1	2	0
Mike Blaisdell	10	1	1	2	2
Neil Belland	3	0	1	1	0
Dwight Mathiasen	6	0	1	1	2
Chris Dahlquist	19	0	1	1	20
Pat Riggin	18	0	1	1	2
Gilles Meloche	43	0	1	1	20
Todd Charlesworth	1	0	0	0	0
Alain Lemieux	1	0	0	0	0
Steve Guenette	2	0	0	0	0
Mike Rowe	2	0	0	0	0
Carl Mokosak	3	0	0	0	4
Roberto Romano	25	0	0	0	0
Bench					16

## GOALTENDERS

GOALIE	W-L-O	GP	MP	GA	SO	GAA
Pat Riggin	8-6-3	18	985	55	0	3.35
Gilles Meloche	13-19-7	43	2334	134	0	3.44
Roberto Romano	9-11-2	25	1433	87	0	3.64
Steve Guenette	0-2-0	2	112	8	0	4.30
Team					1	
<b>TOTALS</b>	<b>30-38-12</b>	<b>80</b>	<b>4882</b>	<b>290</b>	<b>1</b>	<b>3.56</b>



## GAMES

DATE	RESULT	SCORE	OPPONENT
Oct. 9	W	5-4	WASHINGTON
Oct. 11	W	6-5*	NY RANGERS
Oct. 12	W	4-1	Chicago
Oct. 14	W	4-3*	LOS ANGELES
Oct. 17	W	7-3	Buffalo
Oct. 18	W	8-4	NEW JERSEY
Oct. 22	W	5-4*	BUFFALO
Oct. 23	L	3-5	Philadelphia
Oct. 25	W	4-2	PHILADELPHIA
Oct. 28	L	2-5	Hartford
Oct. 29	L	6-8	NEW JERSEY
Nov. 1	T	3-3*	St. Louis
Nov. 4	T	2-2*	VANCOUVER
Nov. 8	W	4-2	Minnesota
Nov. 9	L	1-2	Detroit
Nov. 12	W	2-1	BOSTON
Nov. 14	L	4-5	New Jersey
Nov. 15	W	5-2	QUEBEC
Nov. 18	L	1-3	Winnipeg
Nov. 20	W	5-2	Calgary
Nov. 22	W	5-4	Washington
Nov. 25	L	1-5	NY Islanders
Nov. 26	L	2-3	NY ISLANDERS
Nov. 29	T	5-5*	NY RANGERS
Nov. 30	T	2-2*	NY Rangers
Dec. 5	L	2-4	EDMONTON
Dec. 6	W	5-2	MINNESOTA
Dec. 10	L	4-6	CALGARY
Dec. 12	W	8-3	TORONTO
Dec. 13	L	2-3*	Toronto
Dec. 17	L	0-3	Los Angeles
Dec. 20	L	4-6	PHILADELPHIA
Dec. 22	T	4-4*	Montreal
Dec. 23	L	3-4*	NY Islanders
Dec. 26	T	3-3*	Buffalo
Dec. 27	T	3-3*	NY ISLANDERS
Dec. 30	L	3-5	NY RANGERS
Jan. 1	L	3-4*	Washington
Jan. 3	W	6-3	MONTREAL
Jan. 7	W	5-2	WASHINGTON
Jan. 9	L	2-3	Washington

DATE	RESULT	SCORE	OPPONENT
Jan. 13	T	3-3*	NY Islanders
Jan. 14	L	3-4	WINNIPEG
Jan. 17	L	2-4	Boston
Jan. 18	L	0-1	DETROIT
Jan. 21	L	5-10	Los Angeles
Jan. 23	W	6-0	Vancouver
Jan. 24	L	2-4	Edmonton
Jan. 27	W	7-5	WASHINGTON
Jan. 29	L	3-5	Philadelphia
Feb. 1	L	6-8	HARTFORD
Feb. 5	L	5-6	Boston
Feb. 7	W	4-1	CHICAGO
Feb. 8	W	2-1*	New Jersey
Feb. 14	T	3-3*	VANCOUVER
Feb. 15	L	1-4	NY Rangers
Feb. 17	L	1-3	CALGARY
Feb. 19	T	4-4*	Philadelphia
Feb. 21	L	5-6	NEW JERSEY
Feb. 22	W	4-2	NY Rangers
Feb. 24	W	5-2	EDMONTON
Feb. 26	L	4-5	NY Islanders
Feb. 28	L	1-2	CHICAGO
Mar. 1	T	5-5*	ST. LOUIS
Mar. 3	W	8-1	Quebec
Mar. 5	L	2-7	Toronto
Mar. 7	W	7-3	Minnesota
Mar. 8	W	5-3	Winnipeg
Mar. 10	L	3-6	NY ISLANDERS
Mar. 12	W	6-3	QUEBEC
Mar. 14	L	2-3*	NY RANGERS
Mar. 18	W	5-4	ST. LOUIS
Mar. 20	L	3-4	Washington
Mar. 22	L	1-3	Philadelphia
Mar. 24	T	3-3*	PHILADELPHIA
Mar. 28	L	4-5	Hartford
Mar. 29	L	1-4	MONTREAL
Mar. 31	L	3-5	New Jersey
Apr. 2	W	6-2	NEW JERSEY
Apr. 4	W	4-3*	DETROIT

Home games in all CAPS \* - Overtime

## 30-38-12, 5TH, PATRICK DIVISION

# 1987-88

## HIGHLIGHTS

- Pierre Creamer is named head coach on June 4, 1987.
- Mario Lemieux picks up his second All-Star MVP award after posting six points (3G-3A), including the game-winning goal in overtime, at St. Louis.
- Lemieux sets then-team records for goals (70), assists (98), points (168) and power-play goals (22).
- Lemieux wins his first Art Ross Trophy and his first Hart Trophy, becoming the first Penguin to win either award.
- Tony Esposito is named general manager on Apr. 14.
- Pierre Creamer is relieved of his coaching duties on June 14, 1988.

## TRANSACTIONS

**Nov. 24, 1987** - Obtained Paul Coffey, Dave Hunter and Wayne Van Dorp from Edmonton for Craig Simpson, Moe Mantha, Dave Hannan and Chris Joseph.

**Feb. 5, 1988** - Obtained Bryan Erickson from Los Angeles for Chris Kontos and a 1988 sixth-round draft pick.

## GOALTENDERS

GOALIE	W-L-O	GP	MP	GA	SO	GAA
Steve Guenette	12-7-0	19	1091	61	1	3.35
Pat Riggin	7-8-4	22	1169	76	0	3.90
Frank Pietrangelo	9-11-0	21	1203	80	1	3.99
Gilles Meloche	8-9-5	27	1390	95	0	4.10
<b>TOTALS</b>	<b>36-35-9</b>	<b>80</b>	<b>4862</b>	<b>316</b>	<b>2</b>	<b>3.90</b>

## SCORING

PLAYERS	GP	G	A	PTS	PIM
Mario Lemieux	77	70	98	168	92
Dan Quinn	70	40	39	79	50
Randy Cunneynworth	71	35	39	74	141
Paul Coffey	46	15	52	67	93
Doug Bodger	69	14	31	45	103
Rob Brown	51	24	20	44	56
Dave Hunter	59	11	18	29	77
Charlie Simmer	50	11	17	28	24
Jock Callander	41	11	16	27	45
Craig Simpson	21	13	13	26	34
Ville Siren	58	1	20	21	62
Dave McLlwain	66	11	8	19	40
Troy Loney	65	5	13	18	151
Phil Bourque	21	4	12	16	20
Dan Frawley	47	6	8	14	152
Randy Hillier	55	1	12	13	144
Jim Johnson	55	1	12	13	87
Rod Buskas	76	4	8	12	206
Steve Gotaas	36	5	6	11	45
Zarley Zalapski	15	3	8	11	7
Moe Mantha	21	2	8	10	23
Bob Errey	17	3	6	9	18
Chris Dahlquist	44	3	6	9	69
Mark Kachowski	38	5	3	8	126
Wilf Paiement	23	2	6	8	39
Chris Kontos	36	1	7	8	12
Kevin Stevens	16	5	2	7	8
Dave Hannan	21	4	3	7	23
Perry Ganchar	30	2	5	7	36
Dwight Mathiasen	23	0	6	6	14
Bryan Erickson	11	1	4	5	0
Wayne Van Dorp	25	1	3	4	75
Chris Joseph	17	0	4	4	12
Norm Schmidt	5	1	2	3	0
Todd Charlesworth	6	2	0	2	2
Brad Aitken	5	1	1	2	0
Lee Giffin	19	0	2	2	9
Frank Pietrangelo	21	0	2	2	2
Scott Gruhl	6	1	0	1	0
Pat Mayer	1	0	0	0	4
Dave Goetz	2	0	0	0	2
Warren Young	7	0	0	0	15
Jimmy Mann	9	0	0	0	53
Steve Guenette	19	0	0	0	2
Pat Riggin	22	0	0	0	12
Gilles Meloche	27	0	0	0	0

## GAMES

DATE	RESULT	SCORE	OPPONENT
Oct. 8	T	4-4*	NY Rangers
Oct. 9	L	3-6	New Jersey
Oct. 13	W	8-3	BUFFALO
Oct. 15	T	6-6	NY RANGERS
Oct. 17	L	2-3	Montreal
Oct. 18	L	2-3	Philadelphia
Oct. 21	L	4-5	NEW JERSEY
Oct. 23	L	2-5	Detroit
Oct. 24	W	5-3	BUFFALO
Oct. 27	T	4-4*	LOS ANGELES
Oct. 29	L	0-4	TORONTO
Oct. 31	W	5-4*	Quebec
Nov. 3	W	5-1	PHILADELPHIA
Nov. 5	W	4-2	NY Islanders
Nov. 7	L	1-4	Boston
Nov. 11	W	3-2	WASHINGTON
Nov. 12	L	2-5	Philadelphia
Nov. 14	W	3-2*	NY RANGERS
Nov. 17	L	4-6	Vancouver
Nov. 20	L	1-4	Edmonton
Nov. 21	T	4-4*	Calgary
Nov. 25	W	6-4	QUEBEC
Nov. 27	W	4-2	Washington
Nov. 28	T	5-5*	WASHINGTON
Dec. 2	L	1-7	NY ISLANDERS
Dec. 5	W	6-3	VANCOUVER
Dec. 9	W	5-2	CALGARY
Dec. 11	W	6-4	NY ISLANDERS
Dec. 12	L	2-5	St. Louis
Dec. 15	L	2-5	PHILADELPHIA
Dec. 17	W	7-4	New Jersey
Dec. 19	W	4-3	NY RANGERS
Dec. 20	W	8-4	NY Rangers
Dec. 23	L	2-6	NEW JERSEY
Dec. 26	W	6-3	DETROIT
Dec. 27	T	3-3*	Buffalo
Dec. 29	T	4-4*	BOSTON
Jan. 1	L	3-5	Washington
Jan. 2	L	2-3	NY Islanders
Jan. 5	T	4-4*	LOS ANGELES
Jan. 7	L	2-3	BOSTON

DATE	RESULT	SCORE	OPPONENT
Jan. 9	L	4-5*	Hartford
Jan. 10	L	5-7	Detroit
Jan. 12	T	5-5*	NY ISLANDERS
Jan. 15	L	4-5	PHILADELPHIA
Jan. 16	W	4-3	Toronto
Jan. 19	W	6-4	NY Islanders
Jan. 20	W	8-3	Chicago
Jan. 23	W	4-3*	Montreal
Jan. 25	L	4-6	EDMONTON
Jan. 27	L	1-4	WINNIPEG
Jan. 28	L	3-6	New Jersey
Jan. 30	W	4-2	CHICAGO
Feb. 2	W	3-2*	WASHINGTON
Feb. 4	W	1-0	MINNESOTA
Feb. 6	W	5-4	HARTFORD
Feb. 7	L	3-6	NY Rangers
Feb. 13	W	7-5	Los Angeles
Feb. 17	L	0-5	Vancouver
Feb. 19	L	3-7	Edmonton
Feb. 21	L	4-5	ST. LOUIS
Feb. 23	L	3-4*	WINNIPEG
Feb. 25	L	1-2	NY Rangers
Feb. 28	L	5-7	Chicago
Mar. 1	W	8-3	MINNESOTA
Mar. 5	W	8-3	NY ISLANDERS
Mar. 7	W	5-4	Calgary
Mar. 10	L	4-6	St. Louis
Mar. 12	L	3-6	Minnesota
Mar. 13	W	5-4	Winnipeg
Mar. 16	W	5-2	TORONTO
Mar. 19	W	7-0	PHILADELPHIA
Mar. 20	L	2-4	Philadelphia
Mar. 23	W	7-1	WASHINGTON
Mar. 25	W	5-2	MONTREAL
Mar. 27	W	6-3	Quebec
Mar. 29	L	0-4	New Jersey
Mar. 31	L	2-7	NEW JERSEY
Apr. 2	W	7-6*	Washington
Apr. 3	W	4-2	HARTFORD

Home games in all CAPS \* - Overtime

**36-35-9, 6TH, PATRICK DIVISION**

# 1988-89

## HIGHLIGHTS

- Gene Ubriaco is hired as head coach on June 28.
- Mario Lemieux records a club-record five goals five different ways on Dec. 31 vs. New Jersey, scoring one goal each at even strength, on the power play, shorthanded, on a penalty shot and into an empty net.
- Lemieux better his records for goals (85), assists (114), points (199), power-play goals (31), shorthanded goals (13) and hat tricks (9).
- Pittsburgh sets an NHL record with 119 power-play goals.
- The Penguins return to the postseason for the first time in seven seasons, sweeping the Rangers before falling to Philadelphia in seven games.
- Lemieux ties NHL playoff records for goals (5) and points (8) in a game in a 10-7 Pittsburgh Game 1 win against Philadelphia.
- Lemieux captures his second Art Ross Trophy.

## TRANSACTIONS

**Sept. 1, 1988** - Obtained Wendell Young and a seventh-round choice in the 1990 NHL Draft from Philadelphia for a 1990 third-round draft pick.

**Nov. 1, 1988** - Obtained Richard Zemplak from Minnesota for Rob Gaudreau.

**Nov. 12, 1988** - Obtained Tom Barrasso and a 1990 third-round draft pick from Buffalo for Doug Bodger and Darrin Shannon.

**Dec. 17, 1988** - Obtained Gord Dineen and Scott Bjugstad from Minnesota for Ville Siren and Steve Gotaas.

## GOALTENDERS

GOALIE	W-L-O	GP	MP	GA	SO	GAA
Frank Pietrangelo	5-3-0	15	669	45	0	4.03
Tom Barrasso	18-15-7	44	2406	162	0	4.04
Steve Guenette	5-6-0	11	574	41	0	4.29
Wendell Young	12-9-0	22	1150	92	0	4.80
Rick Tabaracci	0-0-0	1	33	4	0	7.25
<b>TOTALS</b>	<b>40-33-7</b>	<b>80</b>	<b>4844</b>	<b>349</b>	<b>0</b>	<b>4.32</b>

## SCORING

PLAYERS	GP	G	A	PTS	PIM
Mario Lemieux	76	85	114	199	100
Rob Brown	68	49	66	115	118
Paul Coffey	75	30	83	113	195
Dan Quinn	79	34	60	94	102
Bob Errey	76	26	32	58	124
John Cullen	79	12	37	49	112
Zarley Zalapski	58	12	33	45	57
Randy Cunneynworth	70	25	19	44	156
Phil Bourque	80	17	26	43	97
Dave Hannan	72	10	20	30	157
Randy Hillier	68	1	23	24	141
Troy Loney	69	10	6	16	165
Jim Johnson	76	2	14	16	163
Kevin Stevens	24	12	3	15	19
Jock Callander	30	6	5	11	20
Dan Frawley	46	3	4	7	66
Steve Dykstra	65	1	6	7	126
Chris Dahlquist	43	1	5	6	42
Rod Buskas	52	1	5	6	105
Doug Bodger	10	1	4	5	7
Jay Caufield	58	1	4	5	285
Tom Barrasso	44	0	5	5	49
Scott Bjugstad	24	3	0	3	4
Dave McLlwain	24	1	2	3	4
Gord Dineen	38	1	2	3	44
Mark Kachowski	12	1	1	2	43
Mark Recchi	15	1	1	2	0
Wendell Young	22	0	2	2	4
Ville Siren	12	1	0	1	14
Steve Guenette	11	0	1	1	0
Rick Tabaracci	1	0	0	0	2
Perry Ganchar	3	0	0	0	0
Frank Pietrangelo	15	0	0	0	2
Richard Zemplak	31	0	0	0	135
Bench					16

## GAMES

DATE	RESULT	SCORE	OPPONENT
Oct. 7	W	6-4	Washington
Oct. 11	W	8-7	WASHINGTON
Oct. 12	L	5-8	Buffalo
Oct. 15	W	9-2	ST. LOUIS
Oct. 18	W	4-2	PHILADELPHIA
Oct. 21	L	4-6	New Jersey
Oct. 22	W	7-4	CHICAGO
Oct. 25	W	6-1	CALGARY
Oct. 27	L	3-4	St. Louis
Oct. 29	W	5-4	Montreal
Oct. 30	L	2-9	NY Rangers
Nov. 1	W	5-3	VANCOUVER
Nov. 3	L	2-6	QUEBEC
Nov. 6	L	4-5	Philadelphia
Nov. 8	L	3-7	EDMONTON
Nov. 10	W	5-1	TORONTO
Nov. 12	L	2-7	Los Angeles
Nov. 13	W	4-2	Vancouver
Nov. 16	L	5-8	Toronto
Nov. 19	L	3-6	NY Islanders
Nov. 23	W	8-2	NY RANGERS
Nov. 25	W	5-3	Washington
Nov. 26	W	4-3	PHILADELPHIA
Nov. 30	W	6-4	WASHINGTON
Dec. 3	W	4-2	NY ISLANDERS
Dec. 4	T	3-3*	Boston
Dec. 6	W	7-6	CHICAGO
Dec. 8	L	3-4	Philadelphia
Dec. 10	T	4-4*	NEW JERSEY
Dec. 14	W	5-4	LOS ANGELES
Dec. 15	W	8-2	NY Islanders
Dec. 17	W	3-2	DETROIT
Dec. 20	W	5-3	NY ISLANDERS
Dec. 21	W	6-1	Toronto
Dec. 23	T	2-2*	New Jersey
Dec. 26	W	4-3*	Hartford
Dec. 29	L	2-3	PHILADELPHIA
Dec. 31	W	8-6	NEW JERSEY
Jan. 2	L	0-8	Washington
Jan. 7	L	5-7	VANCOUVER
Jan. 10	W	5-3	NY ISLANDERS

DATE	RESULT	SCORE	OPPONENT
Jan. 12	W	9-2	Minnesota
Jan. 14	T	4-4*	NY RANGERS
Jan. 15	L	4-6	NY Rangers
Jan. 17	L	2-5	NY Islanders
Jan. 20	L	3-7	Winnipeg
Jan. 21	W	7-4	Edmonton
Jan. 25	W	5-4	WINNIPEG
Jan. 28	W	10-5	DETROIT
Jan. 31	L	1-5	MONTREAL
Feb. 2	W	5-3	Philadelphia
Feb. 3	T	3-3*	ST. LOUIS
Feb. 5	W	5-2	Boston
Feb. 9	W	5-2	QUEBEC
Feb. 11	L	1-8	Quebec
Feb. 12	L	2-4	CALGARY
Feb. 14	W	7-3	BUFFALO
Feb. 17	L	1-5	Buffalo
Feb. 18	L	3-5	NY RANGERS
Feb. 21	L	1-2	MINNESOTA
Feb. 23	T	6-6*	Detroit
Feb. 25	T	5-5*	NY Islanders
Feb. 26	L	6-8	Hartford
Mar. 1	W	4-1	NEW JERSEY
Mar. 3	L	2-4	Washington
Mar. 5	L	2-4	EDMONTON
Mar. 7	L	2-3*	Los Angeles
Mar. 9	L	3-10	Calgary
Mar. 10	W	5-1	Winnipeg
Mar. 12	W	6-5	Chicago
Mar. 14	L	2-8	BOSTON
Mar. 16	W	2-1	New Jersey
Mar. 18	L	2-7	MONTREAL
Mar. 20	L	2-7	Minnesota
Mar. 22	L	4-5	WASHINGTON
Mar. 25	W	5-4	NEW JERSEY
Mar. 26	W	6-4	NY Rangers
Mar. 30	L	5-9	HARTFORD
Apr. 1	W	5-2	NY RANGERS
Apr. 2	W	6-5*	Philadelphia

Home games in all CAPS \* - Overtime

## 40-33-7, 2ND, PATRICK DIVISION

# 1989-90

## HIGHLIGHTS

- Craig Patrick is named general manager and head coach on Dec. 5, replacing Tony Esposito and Gene Ubriaco.
- Pittsburgh hosts the All-Star Game on Jan. 21 for the first time. Mario Lemieux scores four goals and wins his third All-Star MVP award.
- Mario Lemieux records a 46-game point streak (39G-64A), the second-longest in league history, from Oct. 3 through Feb. 11. The streak is broken when he leaves a game against the Rangers on Feb. 14 with a back injury.

## TRANSACTIONS

**June 17, 1989** - Obtained Randy Gilhen, Andrew McBain and Jim Kyte from Winnipeg for Randy Cunneynworth, Rick Tabaracci and Dave McLlwain.

**Jan. 8, 1990** - Obtained Rod Buskas, Tony Tanti and Barry Pederson from Vancouver for Dan Quinn, Andrew McBain and Dave Capuano.

## GOALTENDERS

GOALIE	W-L-O	GP	MP	GA	SO	GAA
Wendell Young	16-20-3	43	2318	161	1	4.17
Frank Pietrangelo	8-6-2	21	1066	77	0	4.33
Tom Barrasso	7-12-3	24	1294	101	0	4.68
Alain Chevrier	1-2-0	3	166	14	0	5.06
<b>TOTALS</b>	<b>32-40-8</b>	<b>80</b>	<b>4856</b>	<b>359</b>	<b>1</b>	<b>4.44</b>

## SCORING

PLAYERS	GP	G	A	PTS	PIM
Mario Lemieux	59	45	78	123	78
Paul Coffey	80	29	74	103	95
John Cullen	72	32	60	92	138
Rob Brown	80	33	47	80	102
Kevin Stevens	76	29	41	70	171
Mark Recchi	74	30	37	67	44
Phil Bourque	76	22	17	39	108
Bob Errey	78	20	19	39	109
Tony Tanti	37	14	18	32	22
Zarley Zalapski	51	6	25	31	37
Dan Quinn	41	9	20	29	22
Troy Loney	67	11	16	27	168
Barry Pederson	38	4	18	22	29
Randy Gilhen	61	5	11	16	54
Jim Johnson	75	3	13	16	154
Randy Hillier	61	3	12	15	71
Andrew McBain	41	5	9	14	51
Chris Dahlquist	62	4	10	14	56
Jock Callander	30	4	7	11	49
Gilbert Delorme	54	3	7	10	44
Gord Dineen	69	1	8	9	125
Richard Zemlak	19	1	5	6	43
Jim Kyte	56	3	1	4	125
Wendell Young	43	0	4	4	8
Jay Caufield	37	1	2	3	123
Jamie Leach	10	0	3	3	0
Doug Smith	10	1	1	2	25
Alain Chevrier	3	0	1	1	2
Mark Kachowski	14	0	1	1	40
Rod Buskas	6	0	0	0	13
Dave Capuano	6	0	0	0	2
Frank Pietrangelo	21	0	0	0	2
Tom Barrasso	24	0	0	0	8
Bench					14

## GAMES

DATE	RESULT	SCORE	OPPONENT
Oct. 5	L	4-5	Boston
Oct. 7	T	4-4*	New Jersey
Oct. 10	W	5-1	WINNIPEG
Oct. 14	W	2-1*	MONTREAL
Oct. 15	L	2-4	NY Rangers
Oct. 17	W	7-5	TORONTO
Oct. 18	L	3-9	ST. LOUIS
Oct. 21	L	2-4	BUFFALO
Oct. 25	L	6-8	TORONTO
Oct. 26	T	3-3*	Detroit
Oct. 28	L	1-5	Montreal
Oct. 31	L	4-8	LOS ANGELES
Nov. 2	W	5-2	NY ISLANDERS
Nov. 4	W	3-1	Edmonton
Nov. 5	L	3-5	Vancouver
Nov. 9	L	3-4	Chicago
Nov. 11	L	3-8	St. Louis
Nov. 14	W	6-0	NY RANGERS
Nov. 16	W	8-2	QUEBEC
Nov. 18	W	5-3	NY ISLANDERS
Nov. 22	L	3-6	NEW JERSEY
Nov. 24	W	7-4	Washington
Nov. 25	L	1-4	WASHINGTON
Nov. 28	L	3-6	PHILADELPHIA
Nov. 30	L	1-4	Philadelphia
Dec. 2	W	7-4	Quebec
Dec. 6	W	5-3	WASHINGTON
Dec. 8	W	3-2	New Jersey
Dec. 9	L	4-6	CHICAGO
Dec. 12	W	7-5	BOSTON
Dec. 14	T	4-4*	Minnesota
Dec. 16	L	3-4	Calgary
Dec. 19	L	4-8	HARTFORD
Dec. 21	W	5-2	WASHINGTON
Dec. 23	L	6-8	NY Islanders
Dec. 26	L	3-6	Washington
Dec. 27	W	7-4	NY RANGERS
Dec. 31	W	5-4	NY Rangers
Jan. 2	L	2-5	BOSTON
Jan. 4	W	4-3	VANCOUVER
Jan. 6	W	5-3	WINNIPEG

DATE	RESULT	SCORE	OPPONENT
Jan. 8	W	7-5	NY Rangers
Jan. 10	L	3-6	New Jersey
Jan. 12	W	6-4	Washington
Jan. 16	W	4-3	PHILADELPHIA
Jan. 18	T	3-3*	NY RANGERS
Jan. 23	L	2-4	NEW JERSEY
Jan. 25	W	5-3	Detroit
Jan. 27	L	3-9	NY Islanders
Jan. 28	L	2-7	Buffalo
Jan. 30	L	3-6	PHILADELPHIA
Feb. 2	W	6-3	EDMONTON
Feb. 3	L	4-8	Toronto
Feb. 6	L	7-8*	NY ISLANDERS
Feb. 8	W	7-5	WASHINGTON
Feb. 10	W	7-6	LOS ANGELES
Feb. 11	W	4-1	Philadelphia
Feb. 14	W	4-3*	NY Rangers
Feb. 16	T	3-3*	Winnipeg
Feb. 18	L	4-6	Chicago
Feb. 20	W	6-4	PHILADELPHIA
Feb. 22	W	4-3*	NY ISLANDERS
Feb. 24	L	1-11	Montreal
Feb. 26	L	2-3	Quebec
Feb. 28	W	2-1	NEW JERSEY
Mar. 2	L	5-6	New Jersey
Mar. 4	W	8-6	MINNESOTA
Mar. 6	L	3-4*	Edmonton
Mar. 7	L	3-6	Calgary
Mar. 10	L	2-8	Los Angeles
Mar. 11	L	3-5	Vancouver
Mar. 15	W	6-1	DETROIT
Mar. 17	L	2-6	MINNESOTA
Mar. 18	T	2-2*	NY Islanders
Mar. 22	L	3-5	Philadelphia
Mar. 24	T	3-3*	CALGARY
Mar. 25	L	2-4	Hartford
Mar. 27	T	3-3*	HARTFORD
Mar. 29	L	4-5	St. Louis
Mar. 31	L	2-3*	BUFFALO

Home games in all CAPS \* - Overtime

**32-40-8, 5TH, PATRICK DIVISION**

# 1990-91

## HIGHLIGHTS

- “Badger” Bob Johnson is named Penguins head coach on June 12.
- The Penguins win their first division title, capturing the Patrick Division crown with a 7-4 win at Detroit on Mar. 27.
- The Penguins down New Jersey [4-3], Washington [4-1], Boston [4-2] and Minnesota [4-2] to capture their first Stanley Cup.
- Mario Lemieux wins the Conn Smythe Trophy as playoff MVP.
- Jaromir Jagr is named to the NHL All-Rookie Team.

## TRANSACTIONS

**June 16, 1990** - Obtained Joe Mullen from Calgary for a 1990 second-round draft pick.

**July 20, 1990** - Bryan Trottier signed as a free agent.

**Oct. 2, 1990** - Obtained Gord Roberts from St. Louis for a 1992 11th-round draft pick.

**Dec. 11, 1990** - Obtained Larry Murphy and Peter Taglianetti from Minnesota for Jim Johnson and Chris Dahlquist.

**Dec. 13, 1990** - Obtained Jiri Hrdina from Calgary for Jim Kyte.

**Dec. 21, 1990** - Obtained Scott Young from Hartford for Rob Brown.

**Mar. 4, 1991** - Obtained Ron Francis, Ulf Samuelsson and Grant Jennings from Hartford for John Cullen, Zarley Zalapski and Jeff Parker.

**Mar. 5, 1991** - Obtained Ken Priestley from Buffalo for Tony Tanti.

## SCORING

PLAYERS	GP	G	A	PTS	PIM
Mark Recchi	78	40	73	113	48
John Cullen	65	31	63	94	83
Paul Coffey	76	24	69	93	128
Kevin Stevens	80	40	46	86	133
Jaromir Jagr	80	27	30	57	42
Zarley Zalapski	66	12	36	48	59
Mario Lemieux	26	19	26	45	30
Bob Errey	79	20	22	42	115
Joe Mullen	47	17	22	39	6
Phil Bourque	78	20	14	34	106
Bryan Trottier	52	9	19	28	24
Larry Murphy	44	5	23	28	30
Scott Young	43	11	16	27	33
Randy Gilhen	72	15	10	25	51
Paul Stanton	75	5	18	23	40
Jiri Hrdina	37	6	14	20	13
Tony Tanti	46	6	12	18	44
Troy Loney	44	7	9	16	85
Rob Brown	25	6	10	16	31
Gord Roberts	61	3	12	15	70
Barry Pederson	46	6	8	14	21
Peter Taglianetti	39	3	8	11	93
Ron Francis	14	2	9	11	21
Ulf Samuelsson	14	1	4	5	37
Jim Johnson	24	0	5	5	23
Tom Barrasso	48	0	5	5	40
Randy Hillier	31	2	2	4	32
Grant Jennings	13	1	3	4	26
Chris Dahlquist	22	1	2	3	30
Jamie Leach	7	2	0	2	0
Jay Caufield	23	1	1	2	71
Jeff Daniels	11	0	2	2	2
Ken Priestley	2	0	1	1	0
Brad Aitken	6	0	1	1	25
Wendell Young	18	0	1	1	0
Frank Pietrangelo	25	0	1	1	24
Jim Kyte	1	0	0	0	2
Jim Paek	3	0	0	0	9
Gord Dineen	9	0	0	0	6
Bench					8

## GOALTENDERS

GOALIE	W-L-O	GP	MP	GA	SO	GAA
Tom Barrasso	27-16-3	48	2754	165	1	3.59
Frank Pietrangelo	10-11-1	25	1311	86	0	3.94
Wendell Young	4-6-2	18	773	52	0	4.04
<b>TOTALS</b>	<b>41-33-6</b>	<b>80</b>	<b>4843</b>	<b>305</b>	<b>1</b>	<b>3.78</b>



## GAMES

DATE	RESULT	SCORE	OPPONENT
Oct. 5	W	7-4	Washington
Oct. 7	W	7-4	NEW JERSEY
Oct. 9	L	3-4	St. Louis
Oct. 11	L	1-4	Chicago
Oct. 13	W	6-4	NY Islanders
Oct. 16	L	1-5	PHILADELPHIA
Oct. 19	T	4-4*	Buffalo
Oct. 20	L	3-4	NY RANGERS
Oct. 23	L	4-5	MONTREAL
Oct. 25	W	6-3	QUEBEC
Oct. 27	L	5-7	New Jersey
Oct. 28	W	8-3	NY ISLANDERS
Oct. 30	W	6-2	Philadelphia
Nov. 3	W	3-1	NY RANGERS
Nov. 6	W	6-5	CALGARY
Nov. 8	L	2-3	ST. LOUIS
Nov. 10	T	3-3*	Boston
Nov. 13	W	4-1	Minnesota
Nov. 14	W	6-4	Winnipeg
Nov. 17	L	1-2*	Los Angeles
Nov. 21	L	4-5	PHILADELPHIA
Nov. 23	L	3-7	Washington
Nov. 24	W	3-2*	WASHINGTON
Nov. 27	L	3-7	EDMONTON
Nov. 29	L	4-6	HARTFORD
Dec. 1	L	3-6	Minnesota
Dec. 3	W	9-4	NY Rangers
Dec. 5	L	1-3	WASHINGTON
Dec. 7	T	2-2*	VANCOUVER
Dec. 8	L	1-3	Hartford
Dec. 11	L	1-4	CHICAGO
Dec. 13	W	9-5	NEW JERSEY
Dec. 14	W	4-3	Buffalo
Dec. 16	W	4-1	DETROIT
Dec. 18	W	9-2	WINNIPEG
Dec. 20	W	4-3	MINNESOTA
Dec. 22	W	4-3	NY Islanders
Dec. 23	L	3-4*	NY ISLANDERS
Dec. 26	W	7-3	Washington
Dec. 28	W	5-0	DETROIT
Dec. 29	L	3-6	Toronto

DATE	RESULT	SCORE	OPPONENT
Dec. 31	W	4-3	ST. LOUIS
Jan. 3	L	5-7	NY RANGERS
Jan. 5	W	5-2	NEW JERSEY
Jan. 6	L	3-6	Montreal
Jan. 8	W	6-1	EDMONTON
Jan. 10	W	5-1	CALGARY
Jan. 15	L	4-5	Philadelphia
Jan. 17	W	6-5*	Toronto
Jan. 22	W	5-3	NEW JERSEY
Jan. 26	W	6-5	Quebec
Jan. 29	W	3-2*	WASHINGTON
Jan. 31	L	2-4	Philadelphia
Feb. 2	W	6-2	BOSTON
Feb. 3	L	3-6	Boston
Feb. 8	L	2-6	Winnipeg
Feb. 11	L	5-7	Edmonton
Feb. 14	W	5-2	NY ISLANDERS
Feb. 16	L	3-4	NY Islanders
Feb. 19	W	6-3	BUFFALO
Feb. 21	W	11-4	TORONTO
Feb. 22	L	2-5	New Jersey
Feb. 24	T	5-5*	Washington
Feb. 26	L	2-8	Los Angeles
Feb. 27	L	3-4	Vancouver
Mar. 1	L	2-6	Calgary
Mar. 5	W	4-1	VANCOUVER
Mar. 7	W	3-2	LOS ANGELES
Mar. 9	W	5-2	Hartford
Mar. 10	W	4-3	NY Islanders
Mar. 12	T	4-4*	MONTREAL
Mar. 16	W	6-3	QUEBEC
Mar. 17	W	4-2	NY Rangers
Mar. 19	L	4-5	New Jersey
Mar. 21	W	5-4*	NY RANGERS
Mar. 23	L	5-7	CHICAGO
Mar. 26	W	3-1	Philadelphia
Mar. 27	W	7-4	Detroit
Mar. 30	T	4-4*	PHILADELPHIA
Mar. 31	L	3-6	NY Rangers

Home games in all CAPS \* - Overtime

**41-33-6, 1ST, PATRICK DIVISION, STANLEY CUP CHAMPIONS**

# 1991-92

## HIGHLIGHTS

- Scotty Bowman is named interim coach on Oct. 1.
- The Penguins honor the late Bob Johnson in a candlelight ceremony on Nov. 27 vs. New Jersey.
- Joe Mullen scores four goals in back-to-back games on Dec. 23 vs. the NY Islanders and Dec. 26 vs. Toronto. He is the first Penguin to do so.
- Kevin Stevens sets an NHL record [since broken] for points in a season by an American-born player and most points by a left wing with 123 [54G-69A].
- The Penguins defeat Washington [4-3], the New York Rangers [4-2], Boston [4-0] and Chicago [4-0] to win their second straight Stanley Cup.

## TRANSACTIONS

**Feb. 19, 1992** - Obtained Jeff Chychrun, Brian Benning and a 1992 first-round draft pick from Los Angeles for Paul Coffey.

**Feb. 19, 1992** - Obtained Rick Tocchet, Kjell Samuelsson, Ken Wregget and a conditional draft pick from Philadelphia for Mark Recchi, Brian Benning and Los Angeles' 1992 first-round draft pick.

**Mar. 10, 1992** - Obtained Bryan Fogarty from Quebec for Scott Young; Obtained 1994 third- and seventh-round draft picks from Hartford for Frank Pietrangelo.

## GOALTENDERS

GOALIE	W-L-O	GP	MP	GA	SO	GAA
Tom Barrasso	25-22-9	57	3329	196	1	3.53
Wendell Young	7-6-0	18	838	53	0	3.80
Ken Wregget	5-3-0	9	448	31	0	4.15
Frank Pietrangelo	2-1-0	5	225	20	0	5.33
<b>TOTALS</b>	<b>39-32-9</b>	<b>80</b>	<b>4854</b>	<b>308</b>	<b>1</b>	<b>3.81</b>

## SCORING

PLAYERS	GP	G	A	PTS	PIM
Mario Lemieux	64	44	87	131	94
Kevin Stevens	80	54	69	123	254
Joe Mullen	77	42	45	87	30
Larry Murphy	77	21	56	77	48
Mark Recchi	58	33	37	70	78
Jaromir Jagr	70	32	37	69	34
Paul Coffey	54	10	54	64	62
Ron Francis	70	21	33	54	30
Bob Errey	78	19	16	35	119
Rick Tocchet	19	14	16	30	49
Bryan Trottier	63	11	18	29	54
Phil Bourque	58	10	16	26	58
Troy Loney	76	10	16	26	127
Gord Roberts	73	2	22	24	87
Jiri Hrdina	56	3	13	16	16
Ulf Samuelsson	62	1	14	15	206
Ken Priestlay	49	2	8	10	4
Paul Stanton	54	2	8	10	62
Jamie Leach	38	5	4	9	8
Grant Jennings	53	4	5	9	104
Jim Paek	49	1	7	8	36
Peter Taglianetti	44	1	3	4	57
Shawn McEachern	15	0	4	4	0
Tom Barrasso	57	0	4	4	30
Kjell Samuelsson	20	1	2	3	34
Ken Wregget	32	0	2	2	2
Jeff Chychrun	17	0	1	1	35
Gord Dineen	1	0	0	0	0
Glen Mulvenna	1	0	0	0	2
Todd Nelson	1	0	0	0	0
Jeff Daniels	2	0	0	0	0
Frank Pietrangelo	5	0	0	0	0
Wendell Young	18	0	0	0	0
Jay Caufield	50	0	0	0	175
Bench					12

## GAMES

DATE	RESULT	SCORE	OPPONENT
Oct. 4	W	5-4	Buffalo
Oct. 6	T	2-2*	PHILADELPHIA
Oct. 10	W	6-3	Philadelphia
Oct. 12	L	1-4	New Jersey
Oct. 15	W	7-6*	NY Islanders
Oct. 17	W	8-5	NY ISLANDERS
Oct. 19	L	4-5	NY RANGERS
Oct. 22	T	4-4*	CHICAGO
Oct. 24	L	2-4	NEW JERSEY
Oct. 26	L	1-4	Montreal
Oct. 29	L	0-8	WASHINGTON
Oct. 31	W	8-1	MINNESOTA
Nov. 2	L	5-6	HARTFORD
Nov. 5	T	5-5*	BOSTON
Nov. 8	W	3-1	Winnipeg
Nov. 9	W	3-2	Minnesota
Nov. 11	L	1-3	NY Rangers
Nov. 13	W	5-4*	EDMONTON
Nov. 15	L	2-6	Washington
Nov. 18	W	7-3	Quebec
Nov. 20	W	5-2	PHILADELPHIA
Nov. 23	T	2-2*	NY ISLANDERS
Nov. 27	W	8-4	NEW JERSEY
Nov. 29	W	9-3	Philadelphia
Nov. 30	W	5-1	PHILADELPHIA
Dec. 3	L	3-5	Edmonton
Dec. 5	W	8-0	San Jose
Dec. 7	L	1-6	St. Louis
Dec. 10	W	5-3	NY RANGERS
Dec. 13	W	4-3	New Jersey
Dec. 14	L	2-7	WASHINGTON
Dec. 17	W	10-2	SAN JOSE
Dec. 19	W	6-4	Boston
Dec. 21	L	5-7	NY RANGERS
Dec. 23	W	6-3	NY Islanders
Dec. 26	W	12-1	TORONTO
Dec. 28	W	6-2	Washington
Dec. 29	W	6-3	NY Rangers
Dec. 31	L	4-7	NEW JERSEY
Jan. 2	L	0-4	New Jersey
Jan. 4	W	3-2	WINNIPEG

DATE	RESULT	SCORE	OPPONENT
Jan. 7	L	2-5	LOS ANGELES
Jan. 10	L	5-7	Calgary
Jan. 12	W	4-3	Vancouver
Jan. 16	T	3-3*	Detroit
Jan. 23	L	4-5*	BUFFALO
Jan. 25	W	5-3	NY Islanders
Jan. 26	L	4-6	Washington
Jan. 28	L	0-4	WINNIPEG
Jan. 30	L	5-8	NY ISLANDERS
Feb. 1	W	4-1	ST. LOUIS
Feb. 3	T	4-4*	DETROIT
Feb. 5	L	3-4	NY Rangers
Feb. 8	L	3-4	LOS ANGELES
Feb. 9	L	3-6	Boston
Feb. 15	L	2-5	Minnesota
Feb. 16	T	3-3*	Philadelphia
Feb. 18	W	7-1	TORONTO
Feb. 20	T	4-4*	QUEBEC
Feb. 22	L	1-2	Montreal
Feb. 25	L	3-5	Washington
Feb. 27	L	4-8	HARTFORD
Feb. 29	W	5-2	BUFFALO
Mar. 3	W	6-3	Calgary
Mar. 6	W	7-3	San Jose
Mar. 7	L	3-5	Los Angeles
Mar. 10	W	5-2	CALGARY
Mar. 12	W	6-4	NY ISLANDERS
Mar. 14	L	3-6	Toronto
Mar. 15	W	4-3	Chicago
Mar. 17	W	6-5	EDMONTON
Mar. 19	W	6-3	QUEBEC
Mar. 22	T	2-2*	Hartford
Mar. 24	L	3-4	Detroit
Mar. 26	W	7-3	VANCOUVER
Mar. 28	W	6-3	MONTREAL
Mar. 31	W	6-5	PHILADELPHIA
Apr. 13	L	1-5	New Jersey
Apr. 15	W	4-1	WASHINGTON
Apr. 16	L	1-7	NY Rangers

Home games in all CAPS \* - Overtime

**39-32-9, 3RD, PATRICK DIVISION, STANLEY CUP CHAMPIONS**

# 1992-93

## HIGHLIGHTS

- Pittsburgh starts the regular season with a 10-game unbeaten streak (8-0-2) from Oct. 6-27.
- Mario Lemieux records a goal in 12 consecutive games from Oct. 6 through Nov. 1 (18 goals in all) to set a team record.
- Larry Murphy becomes the ninth defenseman in league history to record 800 points on Jan. 26 vs. Washington.
- The Penguins set a new team record with 24 road victories on March 14.
- Mario Lemieux becomes the second player in team history to record back-to-back four-goal games on Mar. 18 vs. Washington and March 20 vs. Philadelphia.
- Tom Barrasso sets a team record with 14 consecutive wins from March 9 through April 9.
- The Penguins clinch the Presidents' Trophy with a 5-3 win at Quebec on April 3.
- The Penguins set a league record for longest winning streak, recording 17 consecutive victories from March 9 through April 9, breaking the NY Islanders record of 15 set in 1981-82.

## TRANSACTIONS

**Aug. 25, 1992** - Dave Tippett signed as a free agent.

**Sept. 30, 1992** - Mike Stapleton signed as a free agent.

**Nov. 6, 1992** - Obtained Peter Ahola from Los Angeles for Jeff Chychrun.

**Mar. 22, 1993** - Obtained Peter Taglianetti from Tampa Bay for a 1993 third-round draft pick.

**Mar. 22, 1993** - Obtained Mike Ramsey from Buffalo for Bob Errey.

## GOALTENDERS

GOALIE	W-L-O	GP	MP	GA	SO	GAA
Tom Barrasso	43-14-5	63	3702	186	4	3.01
Ken Wregget	13-7-2	25	1368	78	0	3.42
Team					1	
<b>TOTALS</b>	<b>56-21-7</b>	<b>84</b>	<b>5083</b>	<b>268</b>	<b>5</b>	<b>3.16</b>

## SCORING

PLAYERS	GP	G	A	PTS	PIM
Mario Lemieux	60	69	91	160	38
Kevin Stevens	72	55	56	111	177
Rick Tocchet	80	48	61	109	252
Ron Francis	84	24	76	100	68
Jaromir Jagr	81	34	60	94	61
Larry Murphy	83	22	63	85	73
Joe Mullen	72	33	37	70	14
Shawn McEachern	84	28	33	61	46
Ulf Samuelsson	77	3	26	29	249
Dave Tippett	74	6	19	25	56
Troy Loney	82	5	16	21	99
Jim Paek	77	3	15	18	64
Paul Stanton	77	4	12	16	97
Martin Straka	42	3	13	16	29
Bob Errey	54	8	6	14	76
Mike Needham	56	8	5	13	14
Mike Stapleton	78	4	9	13	10
Jeff Daniels	58	5	4	9	14
Kjell Samuelsson	63	3	6	9	106
Tom Barrasso	63	0	8	8	24
Peter Taglianetti	11	1	4	5	34
Grant Jennings	58	0	5	5	65
Bryan Fogarty	12	0	4	4	4
Mike Ramsey	12	1	2	3	8
Peter Ahola	22	0	1	1	14
Ken Wregget	25	0	1	1	6
Jamie Leach	5	0	0	0	2
Jeff Chychrun	1	0	0	0	2
Jay Caufield	26	0	0	0	60
Bench					14

## GAMES

DATE	RESULT	SCORE	OPPONENT
Oct. 6	T	3-3*	PHILADELPHIA
Oct. 8	W	7-3	NY ISLANDERS
Oct. 10	T	3-3*	Montreal
Oct. 13	W	6-5	BUFFALO
Oct. 15	W	5-2	MONTREAL
Oct. 17	W	7-3	Hartford
Oct. 20	W	5-1	VANCOUVER
Oct. 22	W	9-6	DETROIT
Oct. 24	W	4-3	New Jersey
Oct. 27	W	7-2	Ottawa
Oct. 29	L	4-6	St. Louis
Nov. 1	W	5-4	Tampa Bay
Nov. 3	W	2-0	NY ISLANDERS
Nov. 5	W	8-4	ST. LOUIS
Nov. 7	L	2-4	Toronto
Nov. 8	L	2-7	Chicago
Nov. 10	W	4-1	Minnesota
Nov. 12	T	4-4*	QUEBEC
Nov. 13	L	0-8	Detroit
Nov. 17	W	4-2	BUFFALO
Nov. 20	W	4-1	New Jersey
Nov. 21	W	2-0	NEW JERSEY
Nov. 23	W	5-2	NY Rangers
Nov. 25	L	3-11	NY RANGERS
Nov. 27	L	4-6	Washington
Nov. 28	W	5-3	WASHINGTON
Dec. 1	W	7-3	NY Islanders
Dec. 3	L	3-5	Los Angeles
Dec. 5	W	9-4	San Jose
Dec. 8	W	5-2	WINNIPEG
Dec. 11	L	1-2	New Jersey
Dec. 12	W	6-5	NEW JERSEY
Dec. 15	W	6-2	PHILADELPHIA
Dec. 17	W	5-4*	Philadelphia
Dec. 19	L	3-4	NY ISLANDERS
Dec. 21	W	7-4	QUEBEC
Dec. 23	W	4-0	Philadelphia
Dec. 27	W	4-2	Buffalo
Dec. 31	T	3-3*	TORONTO
Jan. 2	W	5-2	NY RANGERS
Jan. 5	W	6-2	BOSTON
Jan. 7	L	3-6	MINNESOTA
Jan. 9	W	3-2	CALGARY

DATE	RESULT	SCORE	OPPONENT
Jan. 10	L	2-3	Winnipeg
Jan. 14	L	0-7	Boston
Jan. 16	W	6-1	OTTAWA
Jan. 19	W	5-2	Vancouver
Jan. 22	L	1-2	Edmonton
Jan. 23	W	4-3	Calgary
Jan. 26	W	6-3	WASHINGTON
Jan. 28	L	2-5	NY ISLANDERS
Jan. 30	W	4-2	PHILADELPHIA
Jan. 31	T	2-2*	Washington
Feb. 8	W	4-0	BOSTON
Feb. 10	W	3-0	NY Rangers
Feb. 13	W	4-1	CHICAGO
Feb. 14	L	4-7	Buffalo
Feb. 18	L	4-5	EDMONTON
Feb. 20	L	2-4	NY Islanders
Feb. 21	W	4-3	Hartford
Feb. 23	L	1-3	NEW JERSEY
Feb. 25	L	1-2	Ottawa
Feb. 27	T	3-3*	TAMPA BAY
Feb. 28	W	4-2	Washington
Mar. 2	L	4-5	Philadelphia
Mar. 5	L	1-3	NY Rangers
Mar. 9	W	3-2	BOSTON
Mar. 11	W	4-3*	LOS ANGELES
Mar. 14	W	3-2	NY Islanders
Mar. 18	W	7-5	WASHINGTON
Mar. 20	W	9-3	PHILADELPHIA
Mar. 21	W	6-4	Edmonton
Mar. 23	W	7-2	SAN JOSE
Mar. 25	W	4-3	NEW JERSEY
Mar. 27	W	5-3	Boston
Mar. 28	W	4-1	Washington
Mar. 30	W	6-4	OTTAWA
Apr. 1	W	10-2	HARTFORD
Apr. 3	W	5-3	Quebec
Apr. 4	W	5-2	New Jersey
Apr. 7	W	4-3*	MONTREAL
Apr. 9	W	10-4	NY Rangers
Apr. 10	W	4-2	NY RANGERS
Apr. 14	T	6-6*	New Jersey

Home games in all CAPS \* - Overtime

# 1993-94

## HIGHLIGHTS

- Ed Johnston named head coach and Bryan Trottier named player/assistant coach on June 22.
- Ron Francis records his 1,000th point on Oct. 28 vs. Quebec.
- Ed Johnston sets a club record with his 96th career coaching victory on Dec. 21 vs. Tampa Bay (since surpassed).
- Bryan Trottier records his 900th career assist on Jan. 3 at Ottawa.
- Tom Barrasso sets the record for most wins by an American-born goaltender with his 253rd victory on Feb. 15 vs. Winnipeg.
- A pair of milestones: Mario Lemieux records his 1,200th career point and Larry Murphy records his 900th career point on Mar. 26 at Calgary.
- The Penguins clinch the first-ever Northeast Division title on Apr. 11 with a 4-0 win at Ottawa.

## TRANSACTIONS

**June 22, 1993** - Bryan Trottier signed as a free agent.

**Aug. 27, 1993** - Obtained Marty McSorley from Los Angeles for Shawn McEachern.

**Sept. 28, 1993** - Doug Brown signed as a free agent.

**Oct. 8, 1993** - Obtained a 1994 third-round draft pick from Boston for Paul Stanton.

**Feb. 15, 1994** - Obtained Shawn McEachern and Tomas Sandstrom from Los Angeles for Marty McSorley and Jim Paek.

**Mar. 19, 1994** - Obtained Greg Hawgood from Florida for Jeff Daniels.

**Mar. 21, 1994** - Obtained Jim McKenzie from Dallas for Mike Needham.

## GOALTENDERS

GOALIE	W-L-O	GP	MP	GA	SO	GAA
Roberto Romano	1-0-1	2	125	3	0	1.44
Tom Barrasso	22-15-5	44	2482	139	2	3.36
Ken Wregget	21-12-7	42	2456	138	1	3.37
Rob Dopson	0-0-0	2	45	3	0	3.96
<b>TOTALS</b>	<b>44-27-13</b>	<b>84</b>	<b>5118</b>	<b>285</b>	<b>3</b>	<b>3.34</b>

## SCORING

PLAYERS	GP	G	A	PTS	PIM
Jaromir Jagr	80	32	67	99	61
Ron Francis	82	27	66	93	62
Kevin Stevens	83	41	47	88	155
Larry Murphy	84	17	56	73	44
Joe Mullen	84	38	32	70	41
Martin Straka	84	30	34	64	24
Doug Brown	77	18	37	55	18
Rick Tocchet	51	14	26	40	134
Mario Lemieux	22	17	20	37	32
Ulf Samuelsson	80	5	24	29	199
Shawn McEachern	27	12	9	21	10
Marty McSorley	47	3	18	21	139
Tomas Sandstrom	27	6	11	17	24
Bryan Trottier	41	4	11	15	36
Peter Taglianetti	60	2	12	14	142
Kjell Samuelsson	59	5	8	13	118
Mike Stapleton	58	7	4	11	18
Markus Naslund	71	4	7	11	27
Greg Brown	36	3	8	11	28
Jeff Daniels	63	3	5	8	20
Grant Jennings	61	2	4	6	126
Ed Patterson	27	3	1	4	10
Mike Ramsey	65	2	2	4	22
Jim Paek	41	0	4	4	8
Greg Hawgood	12	1	2	3	8
Pat Neaton	9	1	1	2	12
Larry DePalma	7	1	0	1	5
Mike Needham	25	1	0	1	2
Ken Wregget	42	0	1	1	8
Tom Barrasso	44	0	1	1	42
Jim McKenzie	11	0	0	0	16
Chris Tamer	12	0	0	0	9
Greg Andrusak	3	0	0	0	2
Justin Duberman	4	0	0	0	0
Ladislav Karabin	9	0	0	0	2
Rob Dopson	2	0	0	0	0
Roberto Romano	2	0	0	0	0
Bench					20

## GAMES

DATE	RESULT	SCORE	OPPONENT
Oct. 5	L	3-4	Philadelphia
Oct. 7	W	2-1	MONTREAL
Oct. 9	W	3-2	NY RANGERS
Oct. 10	L	4-7	Quebec
Oct. 12	W	2-1	Florida
Oct. 14	L	2-3	Tampa Bay
Oct. 16	W	5-3	HARTFORD
Oct. 19	W	3-2	NY Islanders
Oct. 22	W	4-2	Buffalo
Oct. 23	T	3-3*	ST. LOUIS
Oct. 28	L	3-7	QUEBEC
Oct. 30	W	4-3	CHICAGO
Nov. 2	T	3-3*	San Jose
Nov. 3	W	6-2	BUFFALO
Nov. 6	L	3-8	Los Angeles
Nov. 7	W	5-4	Anaheim
Nov. 9	T	3-3*	St. Louis
Nov. 11	L	1-4	Chicago
Nov. 13	L	3-7	DETROIT
Nov. 16	W	11-5	PHILADELPHIA
Nov. 18	W	3-2	WASHINGTON
Nov. 20	T	2-2*	Montreal
Nov. 24	W	7-3	BOSTON
Nov. 26	T	4-4*	Washington
Nov. 27	T	2-2*	OTTAWA
Dec. 2	T	2-2*	NEW JERSEY
Dec. 4	W	7-6*	Hartford
Dec. 8	L	2-3	Dallas
Dec. 11	W	6-3	Tampa Bay
Dec. 14	W	4-2	LOS ANGELES
Dec. 16	W	2-1	BUFFALO
Dec. 19	L	3-6	NY ISLANDERS
Dec. 21	W	8-3	TAMPA BAY
Dec. 23	W	4-3	Boston
Dec. 26	L	3-7	Washington
Dec. 28	T	4-4*	PHILADELPHIA
Dec. 31	L	4-5	QUEBEC
Jan. 2	L	2-7	Hartford
Jan. 3	W	4-1	Ottawa
Jan. 7	W	4-3*	Buffalo
Jan. 8	T	2-2*	CALGARY
Jan. 11	W	5-4*	BOSTON
Jan. 13	T	2-2*	FLORIDA

DATE	RESULT	SCORE	OPPONENT
Jan. 15	W	4-3	EDMONTON
Jan. 18	L	3-6	Quebec
Jan. 25	W	4-2	OTTAWA
Jan. 27	W	3-0	QUEBEC
Jan. 29	T	4-4*	Toronto
Jan. 31	L	3-5	NY Rangers
Feb. 1	W	2-1	FLORIDA
Feb. 4	W	6-3	Detroit
Feb. 5	L	3-7	New Jersey
Feb. 7	L	1-4	MONTREAL
Feb. 10	L	3-5	NY ISLANDERS
Feb. 12	L	3-9	DALLAS
Feb. 13	W	3-0	Philadelphia
Feb. 15	W	5-3	WINNIPEG
Feb. 17	W	6-4	HARTFORD
Feb. 19	L	1-4	Montreal
Feb. 21	L	3-4*	NY Rangers
Feb. 24	T	2-2*	ANAHEIM
Feb. 26	W	4-3	BUFFALO
Feb. 28	W	4-3	Florida
Mar. 4	L	1-2	Buffalo
Mar. 6	W	5-3	Winnipeg
Mar. 8	W	7-3	BOSTON
Mar. 10	L	2-4	TORONTO
Mar. 12	W	6-2	NY RANGERS
Mar. 13	W	3-2	Hartford
Mar. 15	L	4-5*	WASHINGTON
Mar. 17	W	4-2	Boston
Mar. 19	W	5-4	VANCOUVER
Mar. 20	W	2-1	NY Islanders
Mar. 22	T	2-2*	SAN JOSE
Mar. 24	W	5-1	OTTAWA
Mar. 26	L	3-5	Calgary
Mar. 27	L	3-5	Edmonton
Mar. 30	W	3-1	Vancouver
Apr. 3	W	6-2	BOSTON
Apr. 4	W	2-1	TAMPA BAY
Apr. 6	W	3-1	NEW JERSEY
Apr. 8	L	2-7	New Jersey
Apr. 9	L	1-9	Montreal
Apr. 11	W	4-0	Ottawa

Home games in all CAPS \* - Overtime

## 44-27-13, 1ST, NORTHEAST DIVISION

# 1994-95

## HIGHLIGHTS

- The Penguins defeat the Tampa Bay Lightning, 6-3, to tie a club record with their seventh-consecutive victory from the start of the season on Feb. 4.
- Joe Mullen becomes the first American-born player to record 1,000 career points with an assist on Feb. 7 vs. Florida.
- Jaromir Jagr becomes the first European-trained player to win the Art Ross Trophy on May 3.
- Ron Francis records a league-best plus-30.
- Ron Francis becomes the first Penguin to win the Selke Trophy and the second to win the Lady Byng.
- Jaromir Jagr is named a First-Team All-Star and Larry Murphy is named to the Second-Team.

## TRANSACTIONS

**July 29, 1994** - Obtained Luc Robitaille from Los Angeles for Rick Tocchet and a 1995 second-round draft pick.

**Aug. 3, 1994** - John Cullen signed as a free agent to a one-year contract.

**Feb. 16, 1995** - Obtained Wendell Young from Tampa Bay for future considerations.

**Apr. 7, 1995** - Obtained Norm Maciver and Troy Murray from Ottawa for Martin Straka; Obtained Drake Berehowsky from Toronto for Grant Jennings.

## GOALTENDERS

GOALIE	W-L-O	GP	MP	GA	SO	GAA
Phil. DeRouville	1-0-0	1	60	3	0	3.00
Ken Wregget	25-9-2	38	2208	118	0	3.21
Wendell Young	3-6-0	10	497	27	0	3.26
Tom Barrasso	0-1-1	2	125	8	0	3.84
<b>TOTALS</b>	<b>29-16-3</b>	<b>48</b>	<b>2901</b>	<b>158</b>	<b>0</b>	<b>3.27</b>

## SCORING

PLAYERS	GP	G	A	PTS	PIM
Jaromir Jagr	48	32	38	70	37
Ron Francis	44	11	48	59	18
Tomas Sandstrom	47	21	23	44	42
Luc Robitaille	46	23	19	42	37
Larry Murphy	48	13	25	38	18
Joe Mullen	45	16	21	37	6
John Cullen	46	13	24	37	66
Kevin Stevens	27	15	12	27	51
Shawn McEachern	44	13	13	26	22
Martin Straka	31	4	12	16	16
Ulf Samuelsson	44	1	15	16	113
Chris Joseph	33	5	10	15	46
Len Barrie	48	3	11	14	66
Mike Hudson	40	2	9	11	34
Norm Maciver	13	0	9	9	6
Kjell Samuelsson	41	1	6	7	54
Greg Hawgood	21	1	4	5	25
Markus Naslund	14	2	2	4	2
Greg Andrusak	7	0	4	4	6
Grant Jennings	25	0	4	4	36
Jim McKenzie	39	2	1	3	63
Chris Tamer	36	2	0	2	82
Troy Murray	13	0	2	2	23
Francois Leroux	40	0	2	2	114
Rusty Fitzgerald	4	1	0	1	0
Richard Park	1	0	1	1	2
Peter Taglianetti	13	0	1	1	12
Jeff Christian	1	0	0	0	0
Philippe DeRouville	1	0	0	0	0
Tom Barrasso	2	0	0	0	0
Drake Berehowsky	4	0	0	0	13
Wendell Young	10	0	0	0	2
Ken Wregget	38	0	0	0	14
Bench					10



## GAMES

DATE	RESULT	SCORE	OPPONENT
Jan. 20	W	5-3	Tampa Bay
Jan. 23	W	6-5	Florida
Jan. 25	W	3-2	NY Rangers
Jan. 27	W	5-4	OTTAWA
Jan. 29	W	4-1	Washington
Feb. 1	W	4-3	NY RANGERS
Feb. 4	W	6-3	TAMPA BAY
Feb. 5	T	3-3*	New Jersey
Feb. 7	W	7-3	FLORIDA
Feb. 9	W	5-2	NY Islanders
Feb. 11	W	3-1	MONTREAL
Feb. 14	W	5-3	BOSTON
Feb. 16	W	5-2	HARTFORD
Feb. 18	L	2-4	Hartford
Feb. 19	T	3-3*	BUFFALO
Feb. 21	W	5-4	QUEBEC
Feb. 24	L	2-4	TAMPA BAY
Feb. 25	L	1-3	NY Islanders
Feb. 27	W	7-5	Quebec
Mar. 2	L	3-6	Buffalo
Mar. 4	W	4-3*	Boston
Mar. 5	L	2-6	Philadelphia
Mar. 7	L	4-5	QUEBEC
Mar. 9	W	4-2	NY ISLANDERS
Mar. 11	W	6-2	BUFFALO
Mar. 13	W	4-2	MONTREAL
Mar. 15	L	5-8	Montreal
Mar. 16	L	2-3	Quebec
Mar. 19	W	4-3	Ottawa
Mar. 21	W	3-2	Buffalo
Mar. 24	W	5-2	NEW JERSEY
Mar. 26	L	0-2	Florida
Mar. 28	W	6-3	NY ISLANDERS
Apr. 1	W	3-2	PHILADELPHIA
Apr. 5	L	4-8	HARTFORD
Apr. 8	L	1-2	Montreal
Apr. 10	W	4-3	Ottawa
Apr. 11	W	3-1	WASHINGTON
Apr. 15	W	5-2	OTTAWA
Apr. 16	L	3-4*	Philadelphia

DATE	RESULT	SCORE	OPPONENT
Apr. 18	W	6-5	NY RANGERS
Apr. 22	L	1-2	WASHINGTON
Apr. 23	W	4-2	Hartford
Apr. 26	T	3-3*	New Jersey
Apr. 28	W	4-1	BOSTON
Apr. 30	L	2-5	Boston
May 2	L	2-7	Washington
May 3	L	3-4	FLORIDA

Home games in all CAPS \* - Overtime

## 29-16-3, 2ND, NORTHEAST DIVISION

# 1995-96

## HIGHLIGHTS

- Mario Lemieux returns to the Pittsburgh lineup after a one-year leave of absence for medical reasons.
- Mario Lemieux records his 500th career goal on Oct. 26 at the NY Islanders, becoming the second-fastest to reach the mark.
- Ron Francis records his 1,200th career point on Dec. 26 at Buffalo.
- Mario Lemieux records five goals in a game against St. Louis on Mar. 26.
- Jaromir Jagr sets NHL records for points [149] and assists [87] in a season by a right wing.

## TRANSACTIONS

**July 8, 1995** - Obtained Dmitri Mironov and a 1996 second-round draft pick from Toronto for Larry Murphy.

**Aug. 2, 1995** - Obtained Bryan Smolinski, Glen Murray and a 1996 third-round draft pick for Kevin Stevens and Shawn McEachern.

**Aug. 31, 1995** - Obtained Petr Nedved and Sergei Zubov from the New York Rangers for Ulf Samuelsson and Luc Robitaille.

**Dec. 28, 1995** - Obtained Neil Wilkinson from Winnipeg for Norm Maciver.

**Mar. 20, 1996** - Obtained J.J. Daigneault from St. Louis for a 1996 sixth-round draft pick.

**Mar. 1, 1996** - Obtained Dave McLlwain from Ottawa for a 1996 eighth-round draft pick.

**Mar. 20, 1996** - Obtained Alek Stojanov from Vancouver for Markus Naslund; Obtained Kevin Miller from San Jose for a 1996 fifth-round draft pick.

## GOALTENDERS

GOALIE	W-L-O	GP	MP	GA	SO	GAA
Ken Wregget	20-13-2	37	2132	115	3	3.24
Tom Barrasso	29-16-2	49	2799	160	2	3.43
<b>TOTALS</b>	<b>49-29-4</b>	<b>82</b>	<b>4948</b>	<b>284</b>	<b>5</b>	<b>3.44</b>

## SCORING

PLAYERS	GP	G	A	PTS	PIM
Mario Lemieux	70	69	92	161	54
Jaromir Jagr	82	62	87	149	96
Ron Francis	77	27	92	119	56
Petr Nedved	80	45	54	99	68
Tomas Sandstrom	58	35	35	70	69
Sergei Zubov	64	11	55	66	22
Bryan Smolinski	81	24	40	64	69
Markus Naslund	66	19	33	52	36
Dmitri Mironov	72	3	31	34	88
Glen Murray	69	14	15	29	57
Norm Maciver	32	2	21	23	32
Chris Joseph	70	5	14	19	71
Dave Roche	71	7	7	14	130
Chris Tamer	70	4	10	14	153
Neil Wilkinson	41	2	10	12	87
Kevin Miller	13	6	5	11	4
Francois Leroux	66	2	9	11	161
Joe Dziedzic	69	5	5	10	68
Richard Park	56	4	6	10	36
J.J. Daigneault	13	3	3	6	23
Dave McLlwain	18	2	4	6	4
Brad Lauer	21	4	1	5	6
Corey Foster	11	2	2	4	2
Chris Wells	54	2	2	4	59
Rusty Fitzgerald	21	1	2	3	12
Tom Barrasso	49	0	3	3	18
Ian Moran	51	1	1	2	47
Ed Patterson	35	0	2	2	38
Ken Wregget	37	0	2	2	8
Alek Stojanov	10	1	0	1	7
Drake Berehowsky	1	0	0	0	0
Greg Andrusak	2	0	0	0	0
Stefan Bergkvist	2	0	0	0	2
Jeff Christian	3	0	0	0	2
Len Barrie	5	0	0	0	18
Peter Allen	8	0	0	0	8
Bench					12

## GAMES

DATE	RESULT	SCORE	OPPONENT
Oct. 7	W	8-3	TORONTO
Oct. 9	T	6-6*	Colorado
Oct. 12	L	1-5	Chicago
Oct. 14	W	5-2	ANAHEIM
Oct. 20	T	2-2*	Hartford
Oct. 21	L	2-3*	LOS ANGELES
Oct. 26	W	7-5	NY Islanders
Oct. 28	W	5-3	New Jersey
Nov. 1	W	10-0	TAMPA BAY
Nov. 3	T	3-3*	Buffalo
Nov. 4	W	7-4	PHILADELPHIA
Nov. 8	W	7-1	Ottawa
Nov. 10	W	9-1	San Jose
Nov. 11	L	2-3	Los Angeles
Nov. 14	W	4-2	DALLAS
Nov. 17	W	3-2*	Washington
Nov. 18	W	3-0	WASHINGTON
Nov. 21	L	4-9	NY Rangers
Nov. 22	L	3-4	NY RANGERS
Nov. 25	W	5-3	BUFFALO
Nov. 28	W	7-2	OTTAWA
Nov. 30	W	9-6	Boston
Dec. 1	W	2-1	FLORIDA
Dec. 3	W	5-4	Tampa Bay
Dec. 5	W	6-3	NY Islanders
Dec. 7	W	7-5	MONTREAL
Dec. 9	W	6-0	HARTFORD
Dec. 13	L	3-6	Anaheim
Dec. 15	W	5-1	Dallas
Dec. 17	L	5-6	Philadelphia
Dec. 19	W	7-1	CALGARY
Dec. 22	L	2-4	MONTREAL
Dec. 23	L	0-1	Montreal
Dec. 26	W	6-3	BUFFALO
Dec. 28	W	9-4	HARTFORD
Dec. 30	W	6-5	FLORIDA
Jan. 1	L	2-4	Washington
Jan. 3	W	4-1	OTTAWA
Jan. 5	W	5-2	DETROIT
Jan. 6	L	2-3	St. Louis
Jan. 8	W	8-5	VANCOUVER
Jan. 12	L	5-6	MONTREAL

DATE	RESULT	SCORE	OPPONENT
Jan. 13	L	8-10	SAN JOSE
Jan. 16	L	2-5	COLORADO
Jan. 17	W	1-0	Buffalo
Jan. 22	W	7-6*	BOSTON
Jan. 24	W	4-3	Ottawa
Jan. 27	W	7-4	PHILADELPHIA
Jan. 29	L	1-2	Florida
Jan. 31	L	1-4	Tampa Bay
Feb. 3	L	0-3	Detroit
Feb. 6	W	6-5	BOSTON
Feb. 7	T	1-1*	New Jersey
Feb. 10	W	6-3	CHICAGO
Feb. 12	L	1-4	Toronto
Feb. 16	W	1-0	Winnipeg
Feb. 18	W	4-3*	NY RANGERS
Feb. 21	L	3-6	Buffalo
Feb. 23	W	5-4	HARTFORD
Feb. 24	L	3-7	Montreal
Feb. 27	W	7-4	Vancouver
Feb. 29	L	3-7	Calgary
Mar. 1	W	5-4	Edmonton
Mar. 5	W	9-4	WINNIPEG
Mar. 7	W	5-1	OTTAWA
Mar. 9	L	3-4*	NEW JERSEY
Mar. 13	L	2-3	Hartford
Mar. 14	L	2-4	Boston
Mar. 16	W	4-2	NY ISLANDERS
Mar. 21	W	5-4	EDMONTON
Mar. 23	L	5-7	BUFFALO
Mar. 24	W	8-2	NY Rangers
Mar. 26	W	8-4	ST. LOUIS
Mar. 28	W	3-2	Florida
Mar. 30	W	2-1	NEW JERSEY
Mar. 31	L	1-4	Philadelphia
Apr. 4	W	4-2	WASHINGTON
Apr. 6	W	2-1	TAMPA BAY
Apr. 8	L	4-5	Hartford
Apr. 10	L	2-6	NY ISLANDERS
Apr. 11	W	5-3	Ottawa
Apr. 14	L	5-6	Boston

Home games in all CAPS

\* - Overtime

# 1996-97

## HIGHLIGHTS

- Mario Lemieux becomes the ninth player to record 1,400 points on Nov. 30 vs. Boston.
- Jaromir Jagr records his 600th point on Jan. 4 vs. Tampa Bay.
- Mario Lemieux ties the NHL record for goals in a period with four against Montreal on Jan. 26.
- Mario Lemieux scores his 600th career goal on Feb. 4 vs. Vancouver.
- Joe Mullen becomes the first American-born player to record 500 goals on Mar. 14 at Colorado.
- Ron Francis records his 400th career goal on Mar. 29 vs. Los Angeles.
- Patrick Lalime sets the NHL record for longest unbeaten streak from the beginning of a career by going 14-0-2.

## TRANSACTIONS

**June 22, 1996** - Obtained Kevin Hatcher from Dallas for Sergei Zubov.

**July 17, 1996** - Dan Quinn signed as a free agent.

**Sept. 5, 1996** - Joe Mullen signed as a free agent.

**Oct. 2, 1996** - Craig Muni signed as a free agent.

**Oct. 25, 1996** - Obtained Petr Klima from Los Angeles for a conditional draft pick (conditions not met).

**Nov. 17, 1996** - Obtained Darius Kasparaitis and Andreas Johansson from the New York Islanders for Bryan Smolinski.

**Nov. 19, 1996** - Obtained Stu Barnes and Jason Woolley from Florida for Chris Wells; Obtained Fredrik Olausson and Alex Hicks from Anaheim for Dmitri Mironov and Shawn Antoski.

**Jan. 27, 1997** - Obtained Greg Johnson from Detroit for Tomas Sandstrom.

**Feb. 21, 1997** - Obtained Garry Valk from Anaheim for J.J. Daigneault.

**Mar. 18, 1997** - Obtained Eddie Olczyk from Los Angeles for Glen Murray; Obtained Josef Beranek from Vancouver for future considerations; Obtained Roman Oksiuta from Anaheim for Richard Park.

## GOALTENDERS

GOALIE	W-L-O	GP	MP	GA	SO	GAA
Patrick Lalime	21-12-2	39	2058	101	3	2.95
Phil. DeRouville	0-2-0	2	111	6	0	3.24
Ken Wregget	17-17-6	46	2514	136	2	3.25
Tom Barrasso	0-5-0	5	270	26	0	5.79
<b>TOTALS</b>	<b>38-36-8</b>	<b>82</b>	<b>4969</b>	<b>280</b>	<b>5</b>	<b>3.38</b>

## SCORING

PLAYERS	GP	G	A	PTS	PIM
Mario Lemieux	76	50	72	122	65
Jaromir Jagr	63	47	48	95	40
Ron Francis	81	27	63	90	20
Petr Nedved	74	33	38	71	66
Kevin Hatcher	80	15	39	54	103
Stu Barnes	62	17	22	39	16
Jason Woolley	57	6	30	36	28
Fredrik Olausson	51	7	20	27	24
Tomas Sandstrom	40	9	15	24	33
Joe Mullen	54	7	15	22	4
Glen Murray	66	11	11	22	24
Alex Hicks	55	5	15	20	76
Joe Dziedzic	59	9	9	18	63
Darius Kasparaitis	57	2	16	18	84
J.J. Daigneault	53	3	14	17	36
Greg Johnson	32	7	9	16	14
Eddie Olczyk	12	4	7	11	6
Dave Roche	61	5	5	10	155
Ian Moran	36	4	5	9	22
Andreas Johansson	27	2	7	9	20
Garry Valk	17	3	4	7	25
Dmitri Mironov	15	1	5	6	24
Chris Tamer	45	2	4	6	131
Alek Stojanov	35	1	4	5	79
Josef Beranek	8	3	1	4	4
Jeff Christian	11	2	2	4	13
Tyler Wright	45	2	2	4	70
Petr Klima	9	1	3	4	4
Craig Muni	64	0	4	4	36
Dan Quinn	16	0	3	3	10
Francois Leroux	59	0	3	3	81
Ken Wregget	46	0	1	1	6
Domenic Pittis	1	0	0	0	0
Richard Park	1	0	0	0	0
Philippe DeRouville	2	0	0	0	0
Tom Barrasso	5	0	0	0	0
Stefan Bergkvist	5	0	0	0	7
Ed Patterson	6	0	0	0	8
Roman Oksiuta	7	0	0	0	4
Shawn Antoski	13	0	0	0	49
Neil Wilkinson	23	0	0	0	36
Patrick Lalime	39	0	0	0	0

## GAMES

DATE	RESULT	SCORE	OPPONENT
Oct. 5	L	3-4*	TAMPA BAY
Oct. 8	L	3-7	Hartford
Oct. 11	L	2-3	Ottawa
Oct. 12	W	3-2	OTTAWA
Oct. 16	L	1-8	NY Rangers
Oct. 17	L	1-4	Buffalo
Oct. 19	W	2-1	WASHINGTON
Oct. 22	L	2-5	Edmonton
Oct. 24	L	5-7	Calgary
Oct. 26	L	1-2	Vancouver
Nov. 1	L	2-4	Washington
Nov. 2	W	7-3	OTTAWA
Nov. 6	W	5-2	EDMONTON
Nov. 8	T	5-5*	Tampa Bay
Nov. 9	L	2-4	Florida
Nov. 12	W	3-0	BUFFALO
Nov. 14	L	1-2*	Boston
Nov. 16	L	3-8	NY RANGERS
Nov. 19	W	4-2	ST. LOUIS
Nov. 21	L	3-7	Philadelphia
Nov. 22	W	7-1	Hartford
Nov. 27	T	2-2*	MONTREAL
Nov. 30	W	6-2	BOSTON
Dec. 3	T	4-4*	HARTFORD
Dec. 4	W	4-2	Ottawa
Dec. 6	W	5-3	Washington
Dec. 7	W	5-3	ANAHEIM
Dec. 10	W	5-3	Los Angeles
Dec. 11	W	7-3	Anaheim
Dec. 13	W	4-0	San Jose
Dec. 15	L	1-2	Chicago
Dec. 17	L	4-6	BOSTON
Dec. 19	W	4-0	St. Louis
Dec. 21	W	3-1	SAN JOSE
Dec. 23	W	6-5	Toronto
Dec. 26	T	3-3*	MONTREAL
Dec. 28	W	2-0	BUFFALO
Dec. 30	W	5-3	WASHINGTON
Jan. 2	W	6-1	New Jersey
Jan. 4	W	7-3	TAMPA BAY
Jan. 7	W	5-3	NY Islanders
Jan. 10	W	5-2	NY ISLANDERS

DATE	RESULT	SCORE	OPPONENT
Jan. 11	T	3-3*	Ottawa
Jan. 14	W	3-1	DALLAS
Jan. 15	W	3-0	Hartford
Jan. 21	W	4-2	CALGARY
Jan. 23	L	3-4*	COLORADO
Jan. 25	L	4-7	NY RANGERS
Jan. 26	W	5-2	Montreal
Jan. 29	L	1-3	Buffalo
Feb. 1	W	4-1	PHOENIX
Feb. 4	W	6-4	VANCOUVER
Feb. 5	W	6-3	Montreal
Feb. 8	L	5-6*	DETROIT
Feb. 12	L	1-5	NY ISLANDERS
Feb. 15	L	1-5	Philadelphia
Feb. 16	L	2-6	PHILADELPHIA
Feb. 18	W	4-2	FLORIDA
Feb. 22	L	2-5	CHICAGO
Feb. 23	L	1-4	NY Islanders
Feb. 27	L	1-4	Detroit
Mar. 1	L	3-6	New Jersey
Mar. 4	L	1-3	NEW JERSEY
Mar. 5	L	2-4	Buffalo
Mar. 8	W	3-2*	PHILADELPHIA
Mar. 10	T	2-2*	MONTREAL
Mar. 12	T	5-5*	Phoenix
Mar. 14	L	3-6	Colorado
Mar. 16	L	2-6	Dallas
Mar. 18	W	5-3	BUFFALO
Mar. 20	W	6-3	TORONTO
Mar. 22	L	2-3	NEW JERSEY
Mar. 24	L	0-3	NY Rangers
Mar. 26	L	5-8	Montreal
Mar. 29	W	4-1	LOS ANGELES
Mar. 31	W	4-3	FLORIDA
Apr. 3	T	5-5*	HARTFORD
Apr. 5	W	5-2	OTTAWA
Apr. 8	W	3-1	BOSTON
Apr. 10	L	3-4	Tampa Bay
Apr. 11	L	2-4	Florida
Apr. 13	L	3-7	Boston

Home games in all CAPS \* - Overtime

# 1997-98

## HIGHLIGHTS

- Tom Barrasso records his 300th career victory at Florida on Oct. 19.
- Ron Francis records his 1,400th career point on Jan. 29 at Boston.
- Nine Penguins represent their countries at the 1998 Winter Olympics in Nagano, Japan, with seven bringing home medals.
- Ken Wregget records his 200th career victory on Mar. 7 vs. Philadelphia.
- Ron Francis records his 1,000th career assist on Mar. 21 vs. Philadelphia.
- Jaromir Jagr records his 300th goal on Apr. 15 vs. Tampa Bay.
- Jaromir Jagr captures his second Art Ross Trophy with 102 points.

## TRANSACTIONS

**July 31, 1997** - Brad Werenka signed as a free agent.

**Aug. 7, 1997** - Martin Straka signed as a free agent.

**Aug. 12, 1997** - Obtained Jiri Slegr from Edmonton for a 1998 third-round draft pick.

**Sept. 2, 1997** - Robert Lang signed as a free agent.

**Sept. 24, 1997** - Obtained a 1998 fifth-round draft pick from Buffalo for Jason Woolley.

**Sept. 25, 1997** - Peter Skudra signed as a free agent.

**Sept. 28, 1997** - Obtained a 1998 third-round draft pick from Colorado for Francois Leroux.

**Oct. 1, 1997** - Rob Brown signed as a free agent.

**Oct. 27, 1997** - Obtained Tuomas Gronman from Chicago for Greg Johnson.

**Oct. 25, 1997** - Claimed Robert Lang off waivers from Boston (Lang had been claimed by Boston in the Sept. 28 waiver draft).

**Mar. 24, 1998** - Obtained Sean Pronger from Anaheim for the rights to Patrick Lalime.

## GOALTENDERS

GOALIE	W-L-O	GP	MP	GA	SO	GAA
Peter Skudra	6-4-3	17	851	26	0	1.83
Tom Barrasso	31-14-13	63	3542	122	7	2.07
Ken Wregget	3-6-2	15	611	28	0	2.75
<b>TOTALS</b>	<b>40-24-18</b>	<b>82</b>	<b>5022</b>	<b>188</b>	<b>7</b>	<b>2.29</b>

## SCORING

PLAYERS	GP	G	A	PTS	PIM
Jaromir Jagr	77	35	67	102	64
Ron Francis	81	25	62	87	20
Stu Barnes	78	30	35	65	30
Kevin Hatcher	74	19	29	48	66
Martin Straka	75	19	23	42	28
Rob Brown	82	15	25	40	59
Fredrik Olausson	76	6	27	33	42
Aleksey Morozov	76	13	13	26	8
Eddie Olczyk	56	11	11	22	35
Robert Lang	51	9	13	22	14
Alex Hicks	58	7	13	20	54
Brad Werenka	71	3	15	18	46
Jiri Slegr	73	5	12	17	109
Andreas Johansson	50	5	10	15	20
Darius Kasparaitis	81	4	8	12	127
Robert Dome	30	5	2	7	12
Peter Ferraro	29	3	4	7	12
Chris Ferraro	46	3	4	7	43
Tyler Wright	82	3	4	7	112
Ian Moran	37	1	6	7	19
Chris Tamer	79	0	7	7	181
Neil Wilkinson	34	2	4	6	24
Garry Valk	39	2	1	3	33
Tuomas Gronman	22	1	2	3	25
Tom Barrasso	63	0	2	2	14
Greg Johnson	5	1	0	1	2
Sean Pronger	5	1	0	1	2
Peter Skudra	17	0	1	1	2
Sven Butenschon	8	0	0	0	6
Ken Wregget	15	0	0	0	6

## GAMES

DATE	RESULT	SCORE	OPPONENT
Oct. 1	T	3-3*	LOS ANGELES
Oct. 3	W	4-3	Carolina
Oct. 4	L	3-5	FLORIDA
Oct. 8	L	0-3	MONTREAL
Oct. 9	L	1-3	Philadelphia
Oct. 11	W	4-1	CAROLINA
Oct. 14	W	1-0	NY Rangers
Oct. 15	T	1-1*	Montreal
Oct. 17	W	4-1	Tampa Bay
Oct. 19	W	4-1	Florida
Oct. 22	W	5-2	San Jose
Oct. 24	L	3-4	Edmonton
Oct. 25	W	3-2*	Vancouver
Oct. 28	L	3-6	Calgary
Nov. 1	W	7-6*	VANCOUVER
Nov. 2	L	1-3	Chicago
Nov. 5	L	2-5	DALLAS
Nov. 7	T	1-1*	Detroit
Nov. 8	T	2-2*	BUFFALO
Nov. 12	L	1-4	WASHINGTON
Nov. 14	L	1-3	NY Rangers
Nov. 15	W	5-0	Toronto
Nov. 19	T	3-3*	BOSTON
Nov. 20	W	2-0	Ottawa
Nov. 22	W	4-3*	NY RANGERS
Nov. 24	W	5-1	BUFFALO
Nov. 26	W	3-2	CAROLINA
Nov. 29	W	6-3	MONTREAL
Dec. 1	W	1-0	Montreal
Dec. 4	L	0-4	NEW JERSEY
Dec. 6	W	5-2	ANAHEIM
Dec. 9	W	2-1	Los Angeles
Dec. 10	W	3-0	Anaheim
Dec. 12	T	2-2*	Phoenix
Dec. 16	T	1-1*	TAMPA BAY
Dec. 19	T	3-3*	Colorado
Dec. 20	L	1-4	St. Louis
Dec. 26	W	4-1	Washington
Dec. 27	L	0-1	MONTREAL
Dec. 29	W	5-1	NY ISLANDERS
Dec. 31	W	3-2	CAROLINA
Jan. 3	L	4-5*	COLORADO

DATE	RESULT	SCORE	OPPONENT
Jan. 6	W	4-2	NY Islanders
Jan. 7	L	1-3	New Jersey
Jan. 10	W	4-1	NEW JERSEY
Jan. 12	W	4-1	Carolina
Jan. 14	L	2-5	Boston
Jan. 20	T	0-0*	OTTAWA
Jan. 22	W	3-2	New Jersey
Jan. 24	W	4-2	BOSTON
Jan. 26	W	4-2	ST. LOUIS
Jan. 28	T	2-2*	Washington
Jan. 29	W	4-2	Boston
Jan. 31	W	4-2	DETROIT
Feb. 2	L	2-4	NY ISLANDERS
Feb. 4	T	2-2*	WASHINGTON
Feb. 6	T	2-2*	Buffalo
Feb. 7	T	2-2*	Ottawa
Feb. 25	W	6-2	Montreal
Feb. 28	L	2-6	Boston
Mar. 2	W	3-1	TORONTO
Mar. 5	T	2-2*	CHICAGO
Mar. 7	W	6-4	PHILADELPHIA
Mar. 8	L	3-4*	Philadelphia
Mar. 11	W	4-1	CALGARY
Mar. 14	W	2-1	BUFFALO
Mar. 15	L	0-3	Buffalo
Mar. 18	W	4-2	EDMONTON
Mar. 21	W	4-3	PHILADELPHIA
Mar. 22	T	0-0*	Dallas
Mar. 26	L	3-4	NY Islanders
Mar. 28	T	2-2*	NY RANGERS
Mar. 29	T	1-1*	OTTAWA
Apr. 1	L	2-3	SAN JOSE
Apr. 4	W	4-1	Tampa Bay
Apr. 5	L	1-3	Florida
Apr. 7	L	1-2	PHOENIX
Apr. 9	L	1-4	Ottawa
Apr. 11	T	3-3*	FLORIDA
Apr. 15	W	5-1	TAMPA BAY
Apr. 16	W	4-1	Carolina
Apr. 18	W	5-2	BOSTON

Home games in all CAPS \* - Overtime

# 1998-99

## HIGHLIGHTS

- Jaromir Jagr records his 800th career point Jan. 31 at Montreal.
- Penguins win five consecutive overtime games for the first time in club history and lead the NHL with 28 overtime points.
- Tom Barrasso passes Gump Worsley for 10th place on the NHL's all-time wins list with his 336th victory on Jan. 5 vs. Calgary.
- Penguins win 10 games in a row from Jan. 28-Feb. 15, the second-longest winning streak in team history.
- Tom Barrasso, Peter Skudra and Jean-Sebastien Aubin all record shutouts, making it the first time in club history that three different goalies record shutouts in one season.
- Jaromir Jagr captures his first Hart Trophy as league MVP. Jagr also wins his third Art Ross Trophy as the league's leading scorer.

## TRANSACTIONS

**June 16, 1998** - Obtained Bobby Dollas and Tony Hrkac from Edmonton for Josef Beranek.

**June 17, 1998** - Obtained German Titov and Todd Hlushko from Calgary for Ken Wregget and Dave Roche.

**Nov. 25, 1998** - Obtained Alexei Kovalev, Harry York and future considerations from the New York Rangers for Petr Nedved, Chris Tamer and Sean Pronger.

**Mar. 11, 1999** - Obtained Matthew Barnaby from Buffalo for Stu Barnes.

## GOALTENDERS

GOALIE	W-L-O	GP	MP	GA	SO	GAA
J.S. Aubin	4-3-6	17	756	28	2	2.22
Tom Barrasso	19-16-3	43	2306	98	4	2.55
Peter Skudra	15-11-5	37	1914	89	3	2.79
<b>TOTALS</b>	<b>38-30-14</b>	<b>82</b>	<b>5011</b>	<b>225</b>	<b>9</b>	<b>2.74</b>

## SCORING

PLAYERS	GP	G	A	PTS	PIM
Jaromir Jagr	81	44	83	127	66
Martin Straka	80	35	48	83	26
German Titov	72	11	45	56	34
Alexei Kovalev	63	20	26	46	37
Robert Lang	72	21	23	44	24
Kip Miller	77	19	23	42	22
Jan Hrdina	82	13	29	42	40
Kevin Hatcher	66	11	27	38	24
Stu Barnes	64	20	12	32	20
Rob Brown	58	13	11	24	16
Brad Werenka	81	6	18	24	93
Jiri Slegr	63	3	20	23	86
Aleksey Morozov	67	9	10	19	14
Dan Kesa	67	2	8	10	27
Bobby Dollas	70	2	8	10	60
Ian Moran	62	4	5	9	37
Maxim Galanov	51	4	3	7	14
Jeff Serowik	26	0	6	6	16
Darius Kasparaitis	48	1	4	5	70
Matthew Barnaby	18	2	2	4	34
Tom Barrasso	43	0	3	3	20
Martin Sonnenberg	44	1	1	2	19
Patrick Lebeau	8	1	0	1	2
Greg Andrusak	7	0	1	1	4
Victor Ignatjev	11	0	1	1	6
Sean Pronger	2	0	0	0	0
Harry York	2	0	0	0	0
Ryan Savoia	3	0	0	0	0
Pavel Skrbek	4	0	0	0	2
Brian Bonin	5	0	0	0	0
Chris Tamer	11	0	0	0	32
Sven Butenschon	17	0	0	0	6
J.S. Aubin	17	0	0	0	0
Neil Wilkinson	24	0	0	0	22
Peter Skudra	37	0	0	0	2
Tyler Wright	61	0	0	0	90



## GAMES

DATE	RESULT	SCORE	OPPONENT
Oct. 10	W	4-3	NY Islanders
Oct. 14	W	3-1	New Jersey
Oct. 17	T	3-3*	NY RANGERS
Oct. 21	L	0-5	Tampa Bay
Oct. 24	L	4-6	TORONTO
Oct. 26	W	2-0	Toronto
Oct. 28	W	5-2	Calgary
Oct. 30	T	2-2*	Vancouver
Oct. 31	L	1-4	Edmonton
Nov. 3	T	4-4*	PHILADELPHIA
Nov. 5	W	4-2	Ottawa
Nov. 7	T	0-0*	BOSTON
Nov. 10	W	3-2	NY ISLANDERS
Nov. 13	L	3-4	New Jersey
Nov. 14	W	4-0	FLORIDA
Nov. 17	L	1-4	PHILADELPHIA
Nov. 19	W	5-1	Tampa Bay
Nov. 21	W	5-2	TAMPA BAY
Nov. 25	L	4-5	Washington
Nov. 27	T	2-2*	NY RANGERS
Nov. 28	W	4-3	Montreal
Dec. 1	T	4-4*	ANAHEIM
Dec. 4	T	3-3*	Carolina
Dec. 5	L	1-2	Boston
Dec. 12	W	4-3	St. Louis
Dec. 15	W	3-2*	TAMPA BAY
Dec. 16	L	1-4	Florida
Dec. 19	W	3-0	WASHINGTON
Dec. 21	L	1-7	Toronto
Dec. 22	L	0-3	LOS ANGELES
Dec. 26	W	2-1*	OTTAWA
Dec. 30	W	7-4	FLORIDA
Jan. 2	W	4-2	Florida
Jan. 5	W	5-1	CALGARY
Jan. 7	W	4-2	CAROLINA
Jan. 9	W	2-1	ST. LOUIS
Jan. 13	L	3-5	Phoenix
Jan. 15	L	2-3	San Jose
Jan. 16	W	5-1	Los Angeles
Jan. 18	L	3-5	Anaheim
Jan. 21	L	2-5	NY ISLANDERS
Jan. 26	L	3-5	CAROLINA

DATE	RESULT	SCORE	OPPONENT
Jan. 28	W	6-0	TORONTO
Jan. 30	W	5-2	BOSTON
Jan. 31	W	5-3	Montreal
Feb. 2	W	5-3	BUFFALO
Feb. 5	W	3-0	FLORIDA
Feb. 7	W	2-1	DETROIT
Feb. 9	W	3-2*	MONTREAL
Feb. 11	W	6-5*	VANCOUVER
Feb. 13	W	3-2*	Nashville
Feb. 15	W	7-3	WASHINGTON
Feb. 17	L	1-3	NY Islanders
Feb. 19	L	1-6	NY Rangers
Feb. 21	L	1-2	Philadelphia
Feb. 22	W	4-1	PHOENIX
Feb. 25	W	3-2	Colorado
Feb. 26	L	4-6	Dallas
Feb. 28	L	3-4	Washington
Mar. 3	T	4-4*	MONTREAL
Mar. 5	T	2-2*	EDMONTON
Mar. 7	L	1-3	COLORADO
Mar. 9	L	2-3	NEW JERSEY
Mar. 10	W	3-2*	Carolina
Mar. 13	W	4-0	PHILADELPHIA
Mar. 16	T	2-2*	DALLAS
Mar. 17	W	2-0	Tampa Bay
Mar. 20	T	1-1*	NASHVILLE
Mar. 21	T	2-2*	NY Rangers
Mar. 23	W	5-2	CHICAGO
Mar. 25	L	3-5	New Jersey
Mar. 27	T	1-1*	BUFFALO
Mar. 28	L	3-4*	Buffalo
Mar. 30	L	4-6	OTTAWA
Apr. 1	T	3-3*	Ottawa
Apr. 3	L	2-4	NEW JERSEY
Apr. 5	L	1-3	Buffalo
Apr. 8	L	1-3	Philadelphia
Apr. 11	W	3-0	Detroit
Apr. 15	L	2-4	Boston
Apr. 17	L	2-7	NY ISLANDERS
Apr. 18	W	2-1*	NY Rangers

Home games in all CAPS

\* - Overtime

# 1999-00

## HIGHLIGHTS

- Jaromir Jagr opens the season with a 15-game point streak from Oct. 1-Nov. 13 (14G-19A=33Pts).
- Jaromir Jagr sets an NHL record by recording a point on 15 consecutive goals from Oct. 16-Nov. 4 (7G-8A=15Pts).
- Jaromir Jagr nets his fifth career hat trick and his 900th point on Nov. 26 vs. Ottawa.
- Herb Brooks replaces Kevin Constantine as head coach on Dec. 9.
- Jaromir Jagr records a career-best seven points (3G-4A) on Dec. 30.
- Martin Straka ties the team record for two fastest goals by one player (four seconds) on Feb. 11 vs. Edmonton.
- Jaromir Jagr captures his third consecutive Art Ross Trophy (fourth overall).
- The Penguins and Philadelphia Flyers play the third-longest game in NHL history in Game 5 of the Eastern Conference semifinals. Goaltender Ron Tugnutt makes 70 saves in the four-and-a-half overtime, 2-1 loss (152:01 minutes).

## TRANSACTIONS

**Sept. 30, 1999** - Obtained Peter Popovic from the New York Rangers for Kevin Hatcher.

**Feb. 4, 2000** - Claimed Pat Falloon off waivers from Edmonton.

**Mar. 13, 2000** - Obtained Bob Boughner from Nashville for Pavel Skrbek.

**Mar. 14, 2000** - Obtained Ron Tugnutt and Janne Laukkanen from Ottawa for Tom Barrasso; Obtained Rene Corbet and Tyler Moss from Calgary for Brad Werenka; Obtained Josef Beranek from Edmonton for German Titov; Obtained Dan Trebil from Anaheim for a 2000 fifth-round draft pick.

## GOALTENDERS

GOALIE	W-L-O	GP	MP	GA	SO	GAA
Ron Tugnutt	4-2-0	7	374	15	0	2.40
J. S. Aubin	23-21-3	51	2789	120	2	2.58
Peter Skudra	5-7-3	20	922	48	1	3.12
Tom Barrasso	5-7-2	18	870	46	1	3.17
<b>TOTALS</b>	<b>37-37-8</b>	<b>82</b>	<b>4984</b>	<b>236</b>	<b>4</b>	<b>2.88</b>

## SCORING

PLAYERS	GP	G	A	PTS	PIM
Jaromir Jagr	63	42	54	96	50
Alexei Kovalev	82	26	40	66	94
Robert Lang	78	23	42	65	14
Martin Straka	71	20	39	59	26
Jan Hrdina	70	13	33	46	43
German Titov	63	17	25	42	34
Aleksey Morozov	68	12	19	31	14
Jiri Slegr	74	11	20	31	82
Matthew Barnaby	64	12	12	24	197
Rob Brown	50	10	13	23	10
Tyler Wright	50	12	10	22	45
Michal Rozsival	75	4	17	21	48
Kip Miller	44	4	15	19	10
Darius Kasparaitis	73	3	12	15	146
Hans Jonsson	68	3	11	14	12
Pat Falloon	30	4	9	13	10
Ian Moran	73	4	8	12	28
Brad Werenka	61	3	8	11	69
Josef Beranek	13	4	4	8	18
Janne Laukkanen	11	1	7	8	12
Robert Dome	22	2	5	7	0
Andrew Ference	30	2	4	6	20
Tom Chorske	33	1	5	6	2
Peter Popovic	54	1	5	6	30
Steve Leach	56	2	3	5	24
John Slaney	29	1	4	5	10
Martin Sonnenberg	14	1	2	3	0
Dan Trebil	3	1	0	1	0
Rene Corbet	4	1	0	1	0
Bob Boughner	11	1	0	1	69
J.S. Aubin	51	0	1	1	2
Sven Butenschon	3	0	0	0	0
Peter Skudra	20	0	0	0	0
Dennis Bonvie	28	0	0	0	80
Ron Tugnutt	7	0	0	0	0
Tom Barrasso	18	0	0	0	6

## GAMES

DATE	RESULT	SCORE	OPPONENT
Oct. 1	L	4-6	Dallas
Oct. 7	W	7-5	New Jersey
Oct. 8	T	3-3*	COLORADO
Oct. 14	W	5-2	NY Rangers
Oct. 16	T	3-3*	CHICAGO
Oct. 23	L	2-3	CAROLINA
Oct. 27	L	1-2*	Anaheim
Oct. 28	L	3-5	Los Angeles
Oct. 30	T	1-1*	San Jose
Nov. 2	L	4-5	LOS ANGELES
Nov. 4	L	1-2	Ottawa
Nov. 6	L	4-7	TAMPA BAY
Nov. 10	W	5-4	MONTREAL
Nov. 12	L	2-3*	Detroit
Nov. 13	W	6-2	NASHVILLE
Nov. 16	W	3-2	BUFFALO
Nov. 18	L	1-2	Tampa Bay
Nov. 20	L	1-2*	Florida
Nov. 23	W	3-1	TORONTO
Nov. 26	W	5-0	OTTAWA
Nov. 27	L	3-5	Carolina
Nov. 30	W	4-1	Buffalo
Dec. 2	L	2-5	SAN JOSE
Dec. 4	L	2-3*	Toronto
Dec. 7	L	1-2	New Jersey
Dec. 9	W	3-0	WASHINGTON
Dec. 11	W	4-2	PHOENIX
Dec. 14	W	4-2	BOSTON
Dec. 15	W	6-3	Carolina
Dec. 18	L	2-5	FLORIDA
Dec. 20	L	1-5	Montreal
Dec. 21	W	4-0	NY Islanders
Dec. 23	W	4-3	TAMPA BAY
Dec. 26	W	4-2	Chicago
Dec. 29	L	2-3*	Washington
Dec. 30	W	9-3	NY ISLANDERS
Jan. 2	W	4-3	DETROIT
Jan. 5	L	1-3	NEW JERSEY
Jan. 7	W	5-2	TORONTO
Jan. 8	L	2-6	Philadelphia
Jan. 12	L	1-3	Phoenix
Jan. 13	L	3-4	Colorado

DATE	RESULT	SCORE	OPPONENT
Jan. 15	L	2-4	Nashville
Jan. 19	W	3-1	ST. LOUIS
Jan. 22	L	2-4	Montreal
Jan. 23	T	4-4*	PHILADELPHIA
Jan. 25	L	3-4	NY RANGERS
Jan. 27	W	4-1	ATLANTA
Jan. 29	L	1-7	ANAHEIM
Jan. 31	W	2-1*	Atlanta
Feb. 1	W	3-2	WASHINGTON
Feb. 3	W	4-2	NY ISLANDERS
Feb. 9	W	5-2	ATLANTA
Feb. 11	T	2-2*	EDMONTON
Feb. 12	L	1-5	NY Islanders
Feb. 14	W	3-0	VANCOUVER
Feb. 16	T	1-1*	BUFFALO
Feb. 19	W	2-1	Florida
Feb. 21	L	1-2	Tampa Bay
Feb. 22	L	3-4	NY Rangers
Feb. 24	L	3-4*	Philadelphia
Feb. 26	T	2-2*	BOSTON
Feb. 28	T	1-1*	OTTAWA
Mar. 1	L	2-8	Calgary
Mar. 4	W	3-2	Edmonton
Mar. 8	L	0-3	MONTREAL
Mar. 9	L	0-7	Ottawa
Mar. 11	W	3-1	NY RANGERS
Mar. 13	L	2-3	NEW JERSEY
Mar. 16	W	4-2	FLORIDA
Mar. 18	L	2-3	Boston
Mar. 19	W	5-4	NY RANGERS
Mar. 21	W	8-2	NY Islanders
Mar. 24	W	5-3	Atlanta
Mar. 26	L	1-3	Philadelphia
Mar. 28	W	3-2	NEW JERSEY
Mar. 30	W	4-3*	Washington
Apr. 1	L	2-3	PHILADELPHIA
Apr. 3	W	3-2	CAROLINA
Apr. 5	W	4-2	Toronto
Apr. 7	W	2-1*	Buffalo
Apr. 9	L	1-3	Boston

Home games in all CAPS \* - Overtime

# 2000-01

## HIGHLIGHTS

- The Penguins open the 2000-01 season with two games against the Nashville Predators in Japan.
- Jaromir Jagr records his 400th goal on Nov. 13 at Colorado.
- Mario Lemieux announces his comeback to the NHL on Dec. 11. Lemieux posts three points (1G-2A) against the Toronto Maple Leafs in his first game back on Dec. 27.
- Lemieux records career point 1,500 and Jagr records his 1,000th point against Ottawa on Dec. 30.
- Lemieux posts his 40th career hat trick on Jan. 24 vs. Montreal, the second most in league history.
- Alexei Kovalev records hat tricks in back-to-back games against the Philadelphia Flyers (Feb. 7) and New Jersey Devils (Feb. 10).
- Jaromir Jagr wins his fourth consecutive Art Ross trophy (fifth overall).

## TRANSACTIONS

**Sept. 24, 2000** - Kip Miller signed as a free agent.

**Oct. 10, 2000** - Garth Snow signed as a free agent.

**Nov. 14, 2000** - Jeff Norton signed as a free agent; Obtained Dan Trebil from the New York Islanders for a 2001 ninth-round draft pick.

**Dec. 28, 2000** - Obtained Marc Bergevin from St. Louis for Dan Trebil.

**Jan. 13, 2001** - Obtained Steve McKenna from Minnesota for Roman Simicek.

**Jan. 14, 2001** - Obtained Kevin Stevens from Philadelphia for John Slaney; Obtained Krzysztof Oliwa from Columbus for a 2001 third-round draft pick; Obtained a 2001 third-round draft pick from Atlanta for Jiri Slegr.

**Feb. 1, 2001** - Obtained Wayne Primeau from Tampa Bay for Matthew Barnaby.

**Mar. 12, 2001** - Obtained Johan Hedberg and Bobby Dollas from San Jose for Jeff Norton.

**Mar. 14, 2001** - Obtained Dan LaCouture from Edmonton for Sven Butenschon; Obtained Frantisek Kucera from Columbus for a 2001 sixth-round draft pick.

## GOALTENDERS

GOALIE	W-L-O	GP	MP	GA	SO	GAA
Johan Hedberg	7-1-1	9	545	24	0	2.64
Garth Snow	14-15-4	35	2032	101	3	2.98
Rich Parent	1-1-3	7	332	17	0	3.08
J. S. Aubin	20-14-1	36	2050	107	0	3.13
<b>TOTALS</b>	<b>42-31-9</b>	<b>82</b>	<b>4978</b>	<b>256</b>	<b>3</b>	<b>3.12</b>

## SCORING

PLAYERS	GP	G	A	PTS	PIM
Jaromir Jagr	81	52	69	121	42
Alexei Kovalev	79	44	51	95	96
Martin Straka	82	27	68	95	38
Robert Lang	82	32	48	80	28
Mario Lemieux	43	35	41	76	18
Jan Hrdina	78	15	28	43	48
Josef Beranek	70	9	14	23	43
Kevin Stevens	32	8	15	23	55
Hans Jonsson	58	4	18	22	22
Janne Laukkanen	50	3	17	20	34
Aleksey Morozov	66	5	14	19	6
Darius Kasparaitis	77	3	16	19	111
Rene Corbet	43	8	9	17	57
Andrew Ference	36	4	11	15	28
Jiri Slegr	42	5	10	15	60
Milan Kraft	42	7	7	14	8
Jeff Norton	32	2	10	12	20
Kip Miller	33	3	8	11	6
Roman Simicek	29	3	6	9	30
Toby Petersen	12	2	6	8	4
Ian Moran	40	3	4	7	28
Wayne Primeau	28	1	6	7	54
Michal Rozsival	30	1	4	5	26
Marc Bergevin	36	1	4	5	26
Matthew Barnaby	47	1	4	5	168
Bob Boughner	58	1	3	4	147
Krzysztof Oliwa	26	1	2	3	131
Billy Tibbetts	29	1	2	3	79
Frantisek Kucera	7	0	2	2	0
Josef Melichar	18	0	2	2	21
Sven Butenschon	5	0	1	1	2
J. S. Aubin	36	0	1	1	4
Greg Crozier	1	0	0	0	0
Dennis Bonvie	3	0	0	0	0
Bobby Dollas	5	0	0	0	4
Rich Parent	7	0	0	0	0
Johan Hedberg	9	0	0	0	0
Dan LaCouture	11	0	0	0	14
Dan Trebil	16	0	0	0	7
Steve McKenna	34	0	0	0	100
Garth Snow	35	0	0	0	8

## GAMES

DATE	RESULT	SCORE	OPPONENT
Oct. 6	L	1-3	NASHVILLE+
Oct. 7	W	3-1	Nashville+
Oct. 13	W	3-2	TAMPA BAY
Oct. 14	W	8-6	NY RANGERS
Oct. 18	L	2-3	CAROLINA
Oct. 19	T	3-3*	Ottawa
Oct. 21	W	5-2	COLUMBUS
Oct. 25	L	2-3	OTTAWA
Oct. 27	W	4-1	NY Rangers
Oct. 28	L	0-9	NEW JERSEY
Nov. 1	L	2-3	San Jose
Nov. 3	W	4-2	Vancouver
Nov. 4	T	1-1*	Calgary
Nov. 8	W	5-2	PHILADELPHIA
Nov. 10	W	4-2	New Jersey
Nov. 11	W	5-2	EDMONTON
Nov. 13	L	2-3*	Colorado
Nov. 16	L	3-4	St. Louis
Nov. 18	W	3-1	ATLANTA
Nov. 22	L	1-3	CAROLINA
Nov. 24	W	1-0	Philadelphia
Nov. 25	T	2-2*	LOS ANGELES
Nov. 28	L	1-3	Boston
Dec. 1	W	6-4	Buffalo
Dec. 2	L	2-3	BUFFALO
Dec. 5	W	4-2	Ottawa
Dec. 6	L	2-3	BOSTON
Dec. 9	L	1-5	Toronto
Dec. 10	W	4-3	Detroit
Dec. 13	L	4-7	TORONTO
Dec. 15	L	1-4	FLORIDA
Dec. 16	T	4-4*	Montreal
Dec. 20	T	2-2*	Florida
Dec. 21	T	1-1*	Tampa Bay
Dec. 23	L	2-8	DALLAS
Dec. 26	W	5-3	Buffalo
Dec. 27	W	5-0	TORONTO
Dec. 30	W	5-3	OTTAWA
Jan. 3	W	3-2	WASHINGTON
Jan. 5	L	3-4	MONTREAL
Jan. 8	W	5-3	Washington
Jan. 9	L	2-5	Boston

DATE	RESULT	SCORE	OPPONENT
Jan. 12	W	4-3	NY ISLANDERS
Jan. 13	L	5-6	NY Islanders
Jan. 15	W	3-2	ANAHEIM
Jan. 17	L	4-5	Phoenix
Jan. 19	L	5-6*	Dallas
Jan. 21	W	4-0	Chicago
Jan. 24	W	3-1	MONTREAL
Jan. 27	W	5-1	ATLANTA
Jan. 30	W	6-3	Atlanta
Jan. 31	L	1-5	PHILADELPHIA
Feb. 7	W	9-4	PHILADELPHIA
Feb. 10	W	5-4*	NEW JERSEY
Feb. 11	L	2-4	Minnesota
Feb. 14	W	2-1	MINNESOTA
Feb. 16	T	4-4*	New Jersey
Feb. 17	W	3-2*	Columbus
Feb. 19	L	1-5	Colorado
Feb. 21	W	3-2*	FLORIDA
Feb. 23	W	6-4	NY RANGERS
Feb. 25	W	6-1	NY ISLANDERS
Feb. 28	L	2-4	Montreal
Mar. 2	W	7-5	NY Rangers
Mar. 3	L	3-4	Washington
Mar. 7	L	3-4	WASHINGTON
Mar. 8	W	5-3	Atlanta
Mar. 10	W	6-3	CALGARY
Mar. 12	T	3-3*	NY Rangers
Mar. 14	L	1-3	NY ISLANDERS
Mar. 16	W	6-3	Florida
Mar. 17	L	1-5	Tampa Bay
Mar. 20	T	2-2*	BOSTON
Mar. 23	L	3-5	Carolina
Mar. 25	W	4-2	New Jersey
Mar. 27	W	4-1	BUFFALO
Mar. 29	W	5-2	CHICAGO
Mar. 31	W	5-3	ST. LOUIS
Apr. 2	L	1-4	NY Islanders
Apr. 4	W	4-2	TAMPA BAY
Apr. 7	L	3-4*	Philadelphia
Apr. 8	W	6-4	Carolina

Home games in all CAPS

\* - Overtime

+ - Game played in Tokeo, Japan

# 2001-02

## HIGHLIGHTS

- Rick Kehoe replaces Ivan Hlinka as head coach on Oct. 15.
- Toby Petersen records his first career hat trick Oct. 16 vs. Ottawa.
- Alexei Kovalev records his 500th career point Dec. 11 at Washington.
- Mario Lemieux records five points (2G-3A) during a 5-1 win against Tampa Bay on Jan. 23.
- Lemieux records career-point 1,600 in a 5-4 loss to the Los Angeles Kings on Feb. 27.

## TRANSACTIONS

**July 5, 2001** - Mike Wilson signed as a free agent.

**July 11, 2001** - Obtained Kris Beech, Michal Sivek and Ross Lupaschuck from Washington for Jaromir Jagr and Frantisek Kucera.

**Oct. 2, 2001** - Stephane Richer signed as a free agent.

**Jan. 4, 2002** - Claimed Randy Robitaille off waivers from Los Angeles.

**Mar. 15, 2002** - Claimed Shean Donovan off waivers from Atlanta; Obtained Jamie Pushor from Columbus for a 2003 fourth-round draft pick.

**Mar. 17, 2002** - Obtained Kent Manderville from Philadelphia for Billy Tibbetts.

**Mar. 19, 2002** - Obtained Ville Nieminen and Rick Berry from Colorado for Darius Kasparaitis; Obtained a 2003 seventh-round draft pick from New Jersey for Stephane Richer.

## GOALTENDERS

GOALIE	W-L-O	GP	MP	GA	SO	GAA
Johan Hedberg	25-34-7	66	3877	178	6	2.75
J. S. Aubin	3-12-1	21	1094	65	0	3.56
<b>TOTALS</b>	<b>28-46-8</b>	<b>82</b>	<b>4994</b>	<b>249</b>	<b>6</b>	<b>3.04</b>

## SCORING

PLAYERS	GP	G	A	PTS	PIM
Alexei Kovalev	67	32	44	76	80
Jan Hrdina	79	24	33	57	50
Robert Lang	62	18	32	50	16
Aleksey Morozov	72	20	29	49	16
Mario Lemieux	24	6	25	31	14
Randy Robitaille	40	10	20	30	16
Michal Rozsival	79	9	20	29	47
Stephane Richer	58	13	12	25	14
Kris Beech	79	10	15	25	45
Toby Petersen	79	8	10	18	4
Dan LaCouture	82	6	11	17	71
Milan Kraft	68	8	8	16	16
Darius Kasparaitis	69	2	12	14	123
Janne Laukkanen	47	6	7	13	28
Andrew Ference	75	4	7	11	73
Wayne Primeau	33	3	7	10	18
Ian Moran	64	2	8	10	54
Martin Straka	13	5	4	9	0
Hans Jonsson	53	2	5	7	22
Billy Tibbetts	33	1	5	6	109
Kevin Stevens	32	1	4	5	25
John Jakopin	19	0	4	4	42
Shean Donovan	13	2	1	3	4
Jeff Toms	14	2	1	3	4
Tom Kostopoulos	11	1	2	3	9
Ville Nieminen	13	1	2	3	8
Josef Melichar	60	0	3	3	68
Mike Wilson	21	1	1	2	17
Rick Berry	13	0	2	2	21
Jamie Pushor	15	0	2	2	30
Krzysztof Oliwa	57	0	2	2	150
Kent Manderville	4	1	0	1	4
Shane Endicott	4	0	1	1	4
Eric Meloche	23	0	1	1	8
Johan Hedberg	66	0	1	1	22
J. S. Aubin	21	0	0	0	0

## GAMES

DATE	RESULT	SCORE	OPPONENT
Oct. 3	L	1-3	COLORADO
Oct. 6	L	2-4	ANAHEIM
Oct. 10	L	3-6	NY ISLANDERS
Oct. 14	L	1-4	Buffalo
Oct. 16	W	5-2	OTTAWA
Oct. 18	W	3-0	Ottawa
Oct. 20	L	1-2*	St. Louis
Oct. 23	W	4-2	Atlanta
Oct. 24	W	3-2	DALLAS
Oct. 27	L	0-4	Toronto
Oct. 28	T	2-2*	FLORIDA
Oct. 31	L	0-3	Philadelphia
Nov. 1	W	3-1	TORONTO
Nov. 3	W	2-1*	TAMPA BAY
Nov. 6	T	2-2*	Carolina
Nov. 7	L	0-2	Florida
Nov. 10	L	2-3*	Tampa Bay
Nov. 13	W	5-1	New Jersey
Nov. 14	T	3-3*	NY ISLANDERS
Nov. 17	W	1-0*	NY RANGERS
Nov. 21	L	1-4	VANCOUVER
Nov. 23	L	0-5	Nashville
Nov. 24	W	3-1	BUFFALO
Nov. 27	W	6-0	NEW JERSEY
Nov. 29	L	0-5	San Jose
Dec. 1	L	2-5	Phoenix
Dec. 4	W	1-0	Toronto
Dec. 6	W	4-1	Boston
Dec. 8	W	6-3	ATLANTA
Dec. 11	T	2-2*	Washington
Dec. 12	L	2-4	BOSTON
Dec. 14	L	2-5	MINNESOTA
Dec. 16	L	0-7	CAROLINA
Dec. 19	L	1-3	MONTREAL
Dec. 21	W	4-3	WASHINGTON
Dec. 22	T	4-4*	Washington
Dec. 26	L	0-4	New Jersey
Dec. 29	L	2-5	OTTAWA
Jan. 3	L	2-4	NY Islanders
Jan. 5	W	4-1	NY RANGERS
Jan. 6	L	0-2	Chicago
Jan. 8	L	2-3	BOSTON

DATE	RESULT	SCORE	OPPONENT
Jan. 10	W	2-0	Buffalo
Jan. 12	L	1-4	St. Louis
Jan. 15	L	2-5	Vancouver
Jan. 17	W	6-4	Calgary
Jan. 19	W	1-0	Edmonton
Jan. 21	W	5-2	PHILADELPHIA
Jan. 23	W	5-1	TAMPA BAY
Jan. 24	W	5-4*	NY Islanders
Jan. 26	W	3-2*	ATLANTA
Jan. 29	L	2-3*	Philadelphia
Jan. 30	L	3-6	SAN JOSE
Feb. 5	T	3-3*	Carolina
Feb. 7	L	0-1	Montreal
Feb. 9	L	1-2*	NEW JERSEY
Feb. 10	L	3-4	NY RANGERS
Feb. 12	L	1-5	Ottawa
Feb. 27	L	4-5	LOS ANGELES
Feb. 28	W	4-3*	Columbus
Mar. 2	L	2-4	DETROIT
Mar. 4	W	4-2	NY Islanders
Mar. 5	W	6-5*	FLORIDA
Mar. 7	L	1-3	CAROLINA
Mar. 9	W	3-2*	NY RANGERS
Mar. 11	L	2-4	COLUMBUS
Mar. 13	L	2-4	Anaheim
Mar. 16	L	3-4	Los Angeles
Mar. 18	W	4-2	Atlanta
Mar. 20	L	1-3	PHOENIX
Mar. 23	T	4-4*	PHILADELPHIA
Mar. 24	W	6-2	WASHINGTON
Mar. 27	L	3-4	NEW JERSEY
Mar. 30	L	1-2*	Montreal
Apr. 1	L	0-3	MONTREAL
Apr. 3	L	2-3	Florida
Apr. 4	L	2-4	Tampa Bay
Apr. 6	L	1-3	Philadelphia
Apr. 8	L	2-3	NY Rangers
Apr. 10	T	4-4*	BUFFALO
Apr. 12	L	2-5	TORONTO
Apr. 13	L	1-7	Boston

Home games in all CAPS \* - Overtime

# 2002-03

## HIGHLIGHTS

- Martin Straka records his 300th assist on Dec. 7 against the NY Islanders.
- Mario Lemieux records his 1,000th career assist, recording four helpers in a 5-2 win in Boston on Feb. 8.
- Mario Lemieux nets his team record 11th career OT goal in a 4-3 win against the Edmonton Oilers on Feb. 18.
- Martin Straka records his 500th NHL point with a goal Mar. 18 against the Detroit Red Wings.

## TRANSACTIONS

**Aug. 6, 2002** - Dick Tarnstrom claimed off waivers from the New York Islanders.

**Feb. 9, 2003** - Obtained Shawn Heins from San Jose for a 2003 fifth-round draft pick.

**Feb. 10, 2003** - Obtained Mikael Samuelsson, Rico Fata, Richard Lintner and Joel Bouchard from the New York Rangers for Alexei Kovalev, Dan LaCouture, Mike Wilson and Janne Laukkanen; Obtained a 2004 third-round draft pick from Calgary for Andrew Ference.

**Mar. 9, 2003** - Obtained a 2003 fifth-round draft pick from the New York Islanders for Randy Robitaille.

**Mar. 11, 2003** - Obtained Matt Bradley from San Jose for Wayne Primeau; Obtained Ramzi Abid, Guillaume Lefebvre and Dan Focht from Phoenix for Jan Hrdina and Francois Leroux; Obtained Brian Holzinger from Tampa Bay for Marc Bergevin; Obtained Mathias Johansson and Micki DuPont from Calgary for Shean Donovan; Obtained a 2003 fourth-round draft pick from Boston for Ian Moran.

**May 12, 2003** - Obtained Marc Bergevin from Tampa Bay for a 2003 ninth-round draft pick.

## SCORING

PLAYERS	GP	G	A	PTS	PIM
Mario Lemieux	67	28	63	91	43
Alex Kovalev	54	27	37	64	50
Martin Straka	60	18	28	46	12
Dick Tarnstrom	61	7	34	41	50
Jan Hrdina	57	14	25	39	34
Aleksey Morozov	27	9	16	25	16
Ville Nieminen	75	9	12	21	93
Randy Robitaille	41	5	12	17	8
Wayne Primeau	70	5	11	16	55
Rico Fata	27	5	8	13	10
Milan Kraft	31	7	5	12	10
Tomas Surovy	26	4	7	11	10
Steve McKenna	79	9	1	10	128
Michal Rozsival	53	4	6	10	40
Shean Donovan	52	4	5	9	30
Alexandre Daigle	33	4	3	7	8
Mark Bergevin	69	2	5	7	36
Kent Manderville	82	2	5	7	46
Janne Laukkanen	17	1	6	7	8
Ian Moran	70	0	7	7	46
Eric Meloche	13	5	1	6	4
Michal Sivek	38	3	3	6	14
Guillaume Lefebvre	12	2	4	6	0
Mathias Johansson	12	1	5	6	4
Richard Lintner	19	3	2	5	10
Hans Jonsson	63	1	4	5	36
Jamie Pushor	76	3	1	4	76
Dan LaCouture	44	2	2	4	72
Andrew Ference	22	1	3	4	36
Brian Holzinger	9	1	2	3	6
Dan Focht	12	0	3	3	19
Mikael Samuelsson	22	2	0	2	8
Shawn Heins	27	1	1	2	33
Johan Hedberg	41	0	2	2	18
Vladimir Vujtek	5	0	1	1	0
Joel Bouchard	7	0	1	1	0
Tom Kostopoulos	8	0	1	1	0
Kris Beech	12	0	1	1	6
J. S. Aubin	21	0	1	1	2
Konstantin Koltsov	2	0	0	0	0
Ramzi Abid	3	0	0	0	2
Ross Lupaschuk	3	0	0	0	4
Brooks Orpik	6	0	0	0	2
Josef Melichar	8	0	0	0	2
Sebastien Caron	24	0	0	0	6

## GOALTENDERS

GOALIE	W-L-O	GP	MP	GA	SO	GAA
Sebastien Caron	7-14-2	24	1408	62	2	2.64
J. S. Aubin	6-13-0	21	1132	59	1	3.13
Johan Hedberg	14-22-4	41	2410	126	1	3.14
<b>TOTALS</b>	<b>27-49-6</b>	<b>82</b>	<b>4972</b>	<b>255</b>	<b>4</b>	<b>3.11</b>



## GAMES

DATE	RESULT	SCORE	OPPONENT
Oct. 10	L	0-6	TORONTO
Oct. 12	W	6-0	NY RANGERS
Oct. 14	W	5-4	Toronto
Oct. 16	W	3-2	ATLANTA
Oct. 19	T	3-3*	TAMPA BAY
Oct. 22	T	3-3*	Montreal
Oct. 25	L	3-7	Detroit
Oct. 26	W	5-2	BUFFALO
Oct. 28	W	3-2	WASHINGTON
Oct. 30	W	4-1	Ottawa
Nov. 2	W	5-3	TAMPA BAY
Nov. 6	L	3-4*	Florida
Nov. 8	L	1-4	Tampa Bay
Nov. 9	L	2-3	Carolina
Nov. 14	T	1-1*	Minnesota
Nov. 16	L	2-3	NY ISLANDERS
Nov. 18	L	4-5*	Montreal
Nov. 20	L	2-3*	MONTREAL
Nov. 22	W	3-1	Atlanta
Nov. 23	W	4-1	SAN JOSE
Nov. 27	W	7-2	PHILADELPHIA
Nov. 29	W	4-1	Buffalo
Nov. 30	L	2-3	BOSTON
Dec. 3	L	1-4	WASHINGTON
Dec. 6	L	1-3	New Jersey
Dec. 7	L	3-6	NY ISLANDERS
Dec. 10	L	2-4	Toronto
Dec. 12	L	2-5	San Jose
Dec. 14	L	2-3*	Los Angeles
Dec. 15	L	0-5	Anaheim
Dec. 17	L	2-5	Phoenix
Dec. 19	L	1-3	NEW JERSEY
Dec. 21	W	2-0	CALGARY
Dec. 23	W	5-2	BUFFALO
Dec. 26	W	6-1	NY Rangers
Dec. 28	W	3-2	MONTREAL
Dec. 30	L	2-3*	ATLANTA
Dec. 31	L	2-5	Columbus
Jan. 3	W	4-1	Atlanta
Jan. 4	W	3-2*	NY ISLANDERS
Jan. 7	L	3-6	NY Islanders
Jan. 9	L	2-4	TORONTO

DATE	RESULT	SCORE	OPPONENT
Jan. 11	L	1-3	NY RANGERS
Jan. 13	W	2-1	Boston
Jan. 15	W	2-0	Carolina
Jan. 17	W	3-2	Tampa Bay
Jan. 18	L	0-3	Florida
Jan. 21	T	0-0*	Buffalo
Jan. 23	L	1-4	BOSTON
Jan. 25	W	5-3	CHICAGO
Jan. 28	L	2-5	NY Islanders
Jan. 30	L	1-2	Washington
Feb. 4	L	2-3	VANCOUVER
Feb. 6	L	0-6	FLORIDA
Feb. 8	W	5-2	Boston
Feb. 12	L	0-3	OTTAWA
Feb. 14	L	0-1	NY Rangers
Feb. 15	W	4-1	New Jersey
Feb. 18	W	4-3*	EDMONTON
Feb. 20	L	2-5	COLORADO
Feb. 22	W	2-1*	ST. LOUIS
Feb. 23	L	3-4	NEW JERSEY
Feb. 25	L	3-5	LOS ANGELES
Feb. 27	L	0-6	Nashville
Mar. 1	L	1-4	Colorado
Mar. 2	L	1-3	Dallas
Mar. 4	L	1-4	PHOENIX
Mar. 6	L	0-4	CAROLINA
Mar. 8	L	1-5	OTTAWA
Mar. 9	L	2-4	Ottawa
Mar. 12	T	2-2*	NASHVILLE
Mar. 15	L	1-4	PHILADELPHIA
Mar. 16	L	2-4	FLORIDA
Mar. 18	L	1-5	DETROIT
Mar. 20	L	2-4	Philadelphia
Mar. 21	L	1-3	New Jersey
Mar. 23	T	1-1*	Chicago
Mar. 26	W	3-1	NY Rangers
Mar. 29	L	0-3	Philadelphia
Mar. 31	L	1-6	PHILADELPHIA
Apr. 2	W	3-2	CAROLINA
Apr. 5	L	3-5	Washington

Home games in all CAPS \* - Overtime

# 2003-04

## HIGHLIGHTS

- Eddie Olczyk is named head coach of the Penguins on June 11.
- Goaltender Marc-Andre Fleury stops 46 shots in his first game, a 3-0 loss to Los Angeles on Oct. 10. Left wing Ryan Malone becomes the first Pittsburgh-born and trained player to play in the NHL.
- Mario Lemieux picks up an assist against the NY Islanders on Oct. 29 to become the sixth player in NHL history to reach the 1,700-point mark. He achieves it in 887 games, second-fastest in league history.
- Marc-Andre Fleury notches his first shutout on Oct. 30. He stopped 20 shots in a 1-0 win over the Chicago Blackhawks.

## TRANSACTIONS

**June 21, 2003** - Obtained the 2003 first-overall draft pick (choice used to select Marc-Andre Fleury) and a 2003 third-round draft pick from Florida for a 2003 first-round draft pick, a 2003 second-round draft pick and Mikael Samuelsson.

**July 31, 2003** - Mike Eastwood and Kelly Buchberger signed as free agents to one-year contracts.

**Aug. 25, 2003** - Obtained a 2004 second-round draft pick from Vancouver for Johan Hedberg.

**Nov. 30, 2003** - Obtained Sergei Anshakov and Martin Strbak from Los Angeles for Martin Straka.

**Feb. 11, 2004** - Obtained Ric Jackman from Toronto for Drake Berehowsky.

**Feb. 22, 2004** - Obtained Landon Wilson from Phoenix for future considerations.

**Mar. 4, 2004** - Claimed Jon Sim off waivers from Los Angeles.

**Mar. 8, 2004** - Obtained Alain Nasreddine from the New York Islanders for Steve Webb.

**Mar. 9, 2004** - Obtained Lasse Pirjeta from Columbus for Brian Holzinger; Obtained a 2004 seventh-round draft pick from Vancouver for Marc Bergevin.

**July 9, 2004** - Mark Recchi signed as a free agent.

## SCORING

PLAYERS	GP	G	A	PTS	PIM
Dick Tarnstrom	80	16	36	52	38
Aleksey Morozov	75	16	34	50	24
Ryan Malone	81	22	21	43	64
Milan Kraft	66	19	21	40	18
Rico Fata	73	16	18	34	54
Konstantin Koltsov	82	9	20	29	30
Ric Jackman	25	7	17	24	14
Tomas Surovy	47	11	12	23	16
Tom Kostopoulos	60	9	13	22	67
Drake Berehowsky	47	5	16	21	50
Brian Holzinger	61	6	15	21	38
Mike Eastwood	82	4	15	19	40
Matt Bradley	82	7	9	16	65
Martin Strbak	44	3	11	14	38
Lasse Pirjeta	13	6	6	12	0
Martin Straka	22	4	8	12	16
Eric Meloche	25	3	7	10	20
Brooks Orpik	79	1	9	10	127
Mario Lemieux	10	1	8	9	6
Marc Bergevin	52	1	8	9	27
Josef Melichar	82	3	5	8	62
Patrick Boileau	16	3	4	7	8
Landon Wilson	19	5	1	6	31
Ramzi Abid	16	3	2	5	27
Jon Sim	15	2	3	5	6
Dan Focht	52	2	3	5	105
Kelly Buchberger	71	1	3	4	109
Matt Hussey	3	2	1	3	0
Rob Scuderi	13	1	2	3	4
Steve McKenna	49	1	2	3	85
Matt Murley	18	1	1	2	14
Kris Beech	4	0	1	1	6
Martin Brochu	1	0	0	0	0
Reid Simpson	2	0	0	0	17
Steve Webb	5	0	0	0	2
Nolan Baumgartner	5	0	0	0	2
Andy Chiodo	8	0	0	0	0
Marc-Andre Fleury	21	0	0	0	0
Jean-Sebastien Aubin	22	0	0	0	2
Sebastien Caron	40	0	0	0	6

## GOALTENDERS

GOALIE	W-L-O	GP	MP	GA	SO	GAA
Martin Brochu	0-0-0	1	33	1	0	1.84
J.S. Aubin	7-9-0	22	1067	53	1	2.98
Andy Chiodo	3-4-1	8	486	28	0	3.46
Marc-Andre Fleury	4-14-2	21	1154	70	1	3.64
Sebastien Caron	9-24-5	40	2213	138	1	3.74
<b>TOTALS</b>	<b>23-51-8</b>	<b>82</b>	<b>4984</b>	<b>303</b>	<b>3</b>	<b>3.70</b>

## GAMES

DATE	RESULT	SCORE	OPPONENT
Oct. 10	L	0-3	LOS ANGELES
Oct. 11	T	3-3*	Philadelphia
Oct. 16	L	1-4	Montreal
Oct. 18	W	4-3	DETROIT
Oct. 22	T	1-1*	CAROLINA
Oct. 24	L	1-2	NEW JERSEY
Oct. 25	L	2-7	NY Islanders
Oct. 29	T	4-4*	NY ISLANDERS
Oct. 30	W	1-0	Chicago
Nov. 1	W	3-2*	BOSTON
Nov. 4	L	2-4	Toronto
Nov. 7	L	3-6	Florida
Nov. 8	L	0-9	Tampa Bay
Nov. 12	L	2-6	NY Rangers
Nov. 14	W	2-1*	Buffalo
Nov. 15	L	2-3	FLORIDA
Nov. 19	L	2-6	MINNESOTA
Nov. 21	OTL	1-2*	New Jersey
Nov. 22	W	2-1*	OTTAWA
Nov. 26	T	1-1*	PHILADELPHIA
Nov. 28	L	1-4	NY RANGERS
Nov. 29	L	3-4	Carolina
Dec. 1	W	4-3	ATLANTA
Dec. 3	L	2-5	Philadelphia
Dec. 6	L	3-4	Edmonton
Dec. 7	L	1-6	Calgary
Dec. 9	OTL	1-2*	Vancouver
Dec. 12	L	3-6	Atlanta
Dec. 13	W	5-3	COLUMBUS
Dec. 16	W	2-1	BUFFALO
Dec. 18	OTL	1-2*	Carolina
Dec. 20	L	4-7	ATLANTA
Dec. 22	L	1-4	Montreal
Dec. 26	T	3-3*	Ottawa
Dec. 27	L	0-2	NEW JERSEY
Dec. 29	W	1-0	CHICAGO
Dec. 31	L	1-6	NY ISLANDERS
Jan. 1	L	2-3	Nashville
Jan. 3	L	1-4	NY RANGERS
Jan. 5	L	0-5	TORONTO
Jan. 7	W	4-2	New Jersey
Jan. 8	L	1-3	Boston

DATE	RESULT	SCORE	OPPONENT
Jan. 10	L	0-8	MONTREAL
Jan. 12	W	2-1	Philadelphia
Jan. 13	L	1-3	TAMPA BAY
Jan. 16	L	2-4	Minnesota
Jan. 18	L	3-4	Washington
Jan. 20	L	0-3	NEW JERSEY
Jan. 22	L	5-6	Ottawa
Jan. 24	L	3-5	COLORADO
Jan. 27	L	2-6	TAMPA BAY
Jan. 29	L	1-5	Tampa Bay
Jan. 31	L	3-5	PHILADELPHIA
Feb. 1	L	1-4	Boston
Feb. 3	L	3-4	MONTREAL
Feb. 10	L	3-6	BOSTON
Feb. 12	L	1-5	Florida
Feb. 14	OTL	2-3*	St. Louis
Feb. 16	L	4-8	TORONTO
Feb. 18	L	3-4	NY Islanders
Feb. 20	L	0-2	FLORIDA
Feb. 22	L	3-6	OTTAWA
Feb. 25	W	4-3*	Phoenix
Feb. 27	L	2-4	San Jose
Feb. 29	W	3-2*	NY Islanders
Mar. 2	T	3-3*	NY ISLANDERS
Mar. 4	L	4-9	NASHVILLE
Mar. 6	W	2-1	ANAHEIM
Mar. 7	W	7-4	NY Rangers
Mar. 9	W	4-0	DALLAS
Mar. 11	W	3-2	Toronto
Mar. 14	T	3-3*	PHILADELPHIA
Mar. 16	W	4-1	WASHINGTON
Mar. 17	L	1-6	New Jersey
Mar. 19	W	4-3*	CAROLINA
Mar. 21	W	4-3*	NY RANGERS
Mar. 23	W	5-2	NY Rangers
Mar. 26	L	1-5	Buffalo
Mar. 27	T	2-2*	BUFFALO
Mar. 30	L	2-4	Washington
Apr. 2	W	3-2	Atlanta
Apr. 4	W	4-3	WASHINGTON

Home games in all CAPS \* - Overtime

# 2005-06

## HIGHLIGHTS

- Penguins win the NHL Draft Lottery and select Sidney Crosby first overall in the 2005 NHL Draft.
- Mario Lemieux appears in his 900th career game on Oct. 29.
- Sidney Crosby's dramatic goal against the Montreal Canadiens gives the Penguins their first-ever overtime shootout win on Nov. 10.
- Mario Lemieux records a point (assist) in his last NHL game on Dec. 16.
- Sidney Crosby becomes the youngest player in NHL history to reach 100 points. He finished with 102, breaking Lemieux's team rookie record (100).

## TRANSACTIONS

**July 30, 2005** - Penguins selected Sidney Crosby first overall in NHL Draft.

**Aug. 3, 2005** - Sergei Gonchar signed as a free agent to a five-year contract.

**Aug. 6, 2005** - Ziggy Palffy signed as a free agent.

**Aug. 10, 2005** - Obtained Jocelyn Thibault from Chicago for a 2006 fourth-round draft pick.

**Aug. 15, 2005** - John LeClair signed as a free agent to a two-year contract and Steve Poapst signed as a free agent.

**Sept. 2, 2005** - Lyle Odelein signed as a free agent.

**Dec. 9, 2005** - Obtained Eric Boguniecki from St. Louis for Steve Poapst.

**Dec. 15, 2005** - Named Michel Therrien head coach.

**Jan. 18, 2006** - Ziggy Palffy announced his retirement; Obtained Eric Cairns from Florida for a 2006 sixth-round draft pick.

**Jan. 24, 2006** - Mario Lemieux announced his retirement.

**Jan. 26, 2006** - Obtained Jani Rita and Cory Cross from Edmonton for Dick Tarnstrom.

**Mar. 8, 2006** - Obtained a 2007 fourth-round draft pick from Detroit for Cory Cross.

**Mar. 9, 2006** - Obtained Krystofer Kolanos, Niklas Nordgren and a 2007 second-round pick from Carolina for Mark Recchi; Obtained Petr Tatischek from Florida for Ric Jackman; Claimed Andy Hilbert off waivers from Chicago.

## SCORING

PLAYERS	GP	G	A	PTS	PIM
Sidney Crosby	81	39	63	102	110
Sergei Gonchar	75	12	46	58	100
Mark Recchi	63	24	33	57	56
John LeClair	73	22	29	51	61
Ryan Malone	77	22	22	44	63
Ziggy Palffy	42	11	31	42	12
Colby Armstrong	47	16	24	40	58
Ryan Whitney	68	6	32	38	85
Michel Ouellet	50	16	16	32	16
Ric Jackman	49	6	22	28	46
Tomas Surovy	53	12	13	25	45
Mario Lemieux	26	7	15	22	16
Andy Hilbert	19	7	11	18	16
Josef Melichar	72	3	12	15	66
Erik Christensen	33	6	7	13	34
Eric Boguniecki	38	5	6	11	29
Dick Tarnstrom	33	5	5	10	52
Konstantin Koltsov	60	3	6	9	20
Brooks Orpik	64	2	7	9	124
Maxime Talbot	48	5	3	8	59
Lasse Pirjeta	25	4	3	7	18
Jani Rita	30	3	4	7	4
Matt Murley	41	1	5	6	24
Noah Welch	5	1	3	4	2
Steve Poapst	21	0	4	4	10
Rob Scuderi	57	0	4	4	36
Andre Roy	42	2	1	3	116
Shane Endicott	41	1	1	2	43
Ryan VandenBussche	20	1	0	1	42
Eric Cairns	27	1	0	1	87
Cory Cross	6	0	1	1	6
Matt Hussey	13	0	1	1	0
Sebastien Caron	26	0	1	1	0
Lyle Odelein	27	0	1	1	50
Marc-Andre Fleury	50	0	1	1	0
Dany Sabourin	1	0	0	0	0
Guillaume Lefebvre	9	0	0	0	9
Alain Nasreddine	6	0	0	0	8
Niklas Nordgren	15	0	0	0	4
Jocelyn Thibault	16	0	0	0	2
Rico Fata	20	0	0	0	10

## GOALTENDERS

GOALIE	W-L-O	GP	MP	GA	SO	GAA
Marc-Andre Fleury	13-27-6	50	2809	152	1	3.25
Sebastien Caron	8-9-5	26	1312	87	1	3.98
Jocelyn Thibault	1-9-3	16	807	60	0	4.46
Dany Sabourin	0-1-0	1	21	4	0	11.68
<b>TOTALS</b>	<b>22-46-14</b>	<b>82</b>	<b>4949</b>	<b>310</b>	<b>2</b>	<b>3.78</b>

## GAMES

DATE	RESULT	SCORE	OPPONENT
Oct. 5	L	1-5	New Jersey
Oct. 7	SOL	2-3*	Carolina
Oct. 8	OTL	6-7*	BOSTON
Oct. 10	OTL	2-3*	Buffalo
Oct. 14	OTL	5-6*	Philadelphia
Oct. 15	L	1-3	TAMPA BAY
Oct. 20	L	3-6	NEW JERSEY
Oct. 22	L	3-6	Boston
Oct. 25	OTL	3-4*	FLORIDA
Oct. 27	W	7-5	ATLANTA
Oct. 29	L	3-5	CAROLINA
Nov. 1	OTW	4-3*	New Jersey
Nov. 3	W	5-1	NY Islanders
Nov. 5	L	3-6	Boston
Nov. 7	W	3-2	NY Rangers
Nov. 9	L	0-5	Atlanta
Nov. 10	SOW	3-2*	MONTREAL
Nov. 12	L	1-6	NY RANGERS
Nov. 14	SOL	2-3*	NY ISLANDERS
Nov. 16	OTW	3-2*	Philadelphia
Nov. 19	L	3-6	PHILADELPHIA
Nov. 22	W	5-4	WASHINGTON
Nov. 25	L	3-6	Florida
Nov. 27	L	1-4	Tampa Bay
Nov. 29	L	2-3	BUFFALO
Dec. 1	L	1-2	NY Rangers
Dec. 3	L	2-3	CALGARY
Dec. 8	L	0-5	MINNESOTA
Dec. 10	W	4-3	COLORADO
Dec. 12	L	1-3	Detroit
Dec. 13	L	0-3	St. Louis
Dec. 16	OTL	3-4*	BUFFALO
Dec. 17	L	3-4	Buffalo
Dec. 23	L	4-5	PHILADELPHIA
Dec. 27	OTL	2-3*	TORONTO
Dec. 29	W	6-2	NEW JERSEY
Dec. 31	OTW	4-3*	NY RANGERS
Jan. 2	OTL	2-3*	Toronto
Jan. 3	W	6-4	Montreal
Jan. 6	L	4-6	Atlanta
Jan. 7	L	3-4	ATLANTA
Jan. 10	L	1-3	EDMONTON

DATE	RESULT	SCORE	OPPONENT
Jan. 11	L	1-6	Columbus
Jan. 13	L	1-4	Chicago
Jan. 15	L	4-5	Nashville
Jan. 16	L	2-4	VANCOUVER
Jan. 19	L	2-4	NY RANGERS
Jan. 21	L	1-2	PHILADELPHIA
Jan. 23	L	2-4	Philadelphia
Jan. 25	W	8-1	WASHINGTON
Jan. 26	SOL	3-4*	NY Islanders
Jan. 28	L	1-7	NY Rangers
Feb. 1	L	1-3	NY Rangers
Feb. 2	L	2-7	OTTAWA
Feb. 4	SOL	4-5*	NY ISLANDERS
Feb. 6	L	2-5	Ottawa
Feb. 8	L	1-3	BOSTON
Feb. 10	W	4-3	Carolina
Feb. 11	W	6-3	Washington
Mar. 1	L	3-4	OTTAWA
Mar. 4	L	5-7	CAROLINA
Mar. 7	SOL	4-5*	TAMPA BAY
Mar. 8	L	3-6	Washington
Mar. 11	W	6-3	NEW JERSEY
Mar. 12	W	2-0	PHILADELPHIA
Mar. 16	L	1-2	New Jersey
Mar. 18	W	5-4	Montreal
Mar. 19	L	0-1	TORONTO
Mar. 21	L	2-5	Ottawa
Mar. 24	OTW	4-3*	NY ISLANDERS
Mar. 26	L	5-6	MONTREAL
Mar. 29	L	3-5	FLORIDA
Mar. 31	W	4-0	NY Islanders
Apr. 2	OTL	2-3*	NEW JERSEY
Apr. 5	L	4-6	New Jersey
Apr. 7	W	5-1	Florida
Apr. 8	L	0-1	Tampa Bay
Apr. 11	L	3-4	Philadelphia
Apr. 13	W	5-3	NY RANGERS
Apr. 15	SOL	4-5*	NY Islanders
Apr. 17	W	6-1	NY ISLANDERS
Apr. 18	L	3-5	Toronto

Home games in all CAPS \* - Overtime

# 2006-07

## HIGHLIGHTS

- Ray Shero is named the team's general manager on May 25, 2006.
- Sidney Crosby becomes the youngest player in North American major sports history to win a scoring title after posting 120 points (36G-84A) at 19 years old.
- The Penguins have a 47-point improvement, which is the fourth-biggest turnaround in NHL history.
- The Penguins reach the playoffs for the first time since 2001.
- Sidney Crosby captures the Hart, Pearson and Art Ross trophies.
- Evgeni Malkin earns the Calder Trophy as league's top rookie and leads all rookies with 85 points.
- Penguins finish the month of March with a 12-3-2 record for 26 points - the most in one month while playing 17 games.

## TRANSACTIONS

**July 3, 2006** - Mark Eaton signed as a free agent.

**July 4, 2006** - Jarkko Ruutu signed as a free agent.

**July 19, 2006** - Obtained Dominic Moore and Libor Pivko from Nashville for a 2007 third-round draft pick.

**July 20, 2006** - Obtained Nils Ekman and Patrick Ehelechner from San Jose for a 2007 second-round draft pick.

**July 24, 2006** - Ronald Petrovicky signed as a free agent.

**July 25, 2006** - Mark Recchi signed as a free agent.

**Feb. 27, 2007** - Obtained forward Gary Roberts from Florida for Noah Welch; Obtained Georges Laraque from Phoenix for a 2008 third-round draft pick and Daniel Carcillo; Obtained Joel Kwiatkowski from Florida for a 2007 fourth-round draft pick; Obtained a 2007 third-round choice from Minnesota for Dominic Moore.

## GOALTENDERS

GOALIE	W-L-O	GP	MP	GA	SO	GAA
Marc-Andre Fleury	40-16-9	67	3905	184	5	2.83
Jocelyn Thibault	7-8-2	22	1101	52	1	2.83
<b>TOTALS</b>	<b>47-24-11</b>	<b>82</b>	<b>5008</b>	<b>240</b>	<b>6</b>	<b>2.93</b>

## SCORING

PLAYERS	GP	G	A	PTS	PIM
Sidney Crosby	79	36	84	120	60
Evgeni Malkin	78	33	52	85	80
Mark Recchi	82	24	44	68	62
Sergei Gonchar	82	13	54	67	72
Ryan Whitney	81	14	45	59	77
Michel Ouellet	73	19	29	48	30
Jordan Staal	81	29	13	42	24
Colby Armstrong	80	12	22	34	67
Erik Christensen	61	18	15	33	26
Ryan Malone	64	16	15	31	71
Maxime Talbot	75	13	11	24	53
Jarkko Ruutu	81	7	9	16	125
Nils Ekman	34	6	9	15	24
Dominic Moore	59	6	9	15	46
Gary Roberts	19	7	6	13	26
Josef Melichar	70	1	11	12	44
Rob Scuderi	78	1	10	11	28
John LeClair	21	2	5	7	12
Ronald Petrovicky	31	3	3	6	28
Brooks Orpik	70	0	6	6	82
Chris Thorburn	39	3	2	5	69
Alain Nasreddine	44	1	4	5	18
Mark Eaton	35	0	3	3	16
Marc-Andre Fleury	67	0	3	3	4
Kris Letang	7	2	0	2	4
Noah Welch	22	1	1	2	22
Georges Laraque	17	0	2	2	18
Micki Dupont	3	0	1	1	4
Eric Cairns	1	0	0	0	5
Joel Kwiatkowski	1	0	0	0	0
Karl Stewart	3	0	0	0	2
Andre Roy	5	0	0	0	12
Jocelyn Thibault	22	0	0	0	0

## GAMES

DATE	RESULT	SCORE	OPPONENT
Oct. 5	W	4-0	PHILADELPHIA
Oct. 7	L	0-2	DETROIT
Oct. 12	W	6-5	NY Rangers
Oct. 14	L	1-5	CAROLINA
Oct. 18	L	1-2	NEW JERSEY
Oct. 19	OTW	4-3*	NY Islanders
Oct. 21	W	5-3	COLUMBUS
Oct. 24	W	4-2	NEW JERSEY
Oct. 28	W	8-2	Philadelphia
Nov. 1	OTW	4-3*	Los Angeles
Nov. 4	L	2-3	San Jose
Nov. 6	OTL	2-3*	Anaheim
Nov. 8	OTL	3-4*	TAMPA BAY
Nov. 10	L	3-6	OTTAWA
Nov. 11	L	2-6	Carolina
Nov. 13	W	3-2	PHILADELPHIA
Nov. 17	L	2-4	Buffalo
Nov. 18	W	3-1	NY RANGERS
Nov. 20	W	5-3	Philadelphia
Nov. 22	SOL	3-4*	BOSTON
Nov. 24	L	1-3	NY Islanders
Nov. 25	OTL	1-2*	NY RANGERS
Nov. 28	W	3-2	NY ISLANDERS
Dec. 1	L	2-5	New Jersey
Dec. 2	L	3-5	NY ISLANDERS
Dec. 5	L	2-3	FLORIDA
Dec. 7	SOL	2-3*	NY Rangers
Dec. 9	OTW	4-3*	Atlanta
Dec. 11	SOW	5-4*	Washington
Dec. 13	W	8-4	PHILADELPHIA
Dec. 15	W	7-4	NY ISLANDERS
Dec. 16	L	3-6	Montreal
Dec. 19	L	1-4	ST. LOUIS
Dec. 21	SOL	3-4*	Atlanta
Dec. 26	L	0-3	New Jersey
Dec. 27	L	2-4	ATLANTA
Dec. 29	W	4-1	TORONTO
Jan. 2	W	3-0	CAROLINA
Jan. 5	W	4-2	Buffalo
Jan. 7	SOL	2-3*	TAMPA BAY
Jan. 9	L	2-3	Tampa Bay
Jan. 10	L	2-5	Florida

DATE	RESULT	SCORE	OPPONENT
Jan. 13	W	5-3	Philadelphia
Jan. 16	W	5-2	NY ISLANDERS
Jan. 18	SOL	4-5*	Boston
Jan. 20	W	8-2	TORONTO
Jan. 26	SOW	4-3*	Dallas
Jan. 27	W	7-2	Phoenix
Jan. 30	W	3-0	FLORIDA
Feb. 1	SOW	5-4*	MONTREAL
Feb. 3	W	2-0	WASHINGTON
Feb. 4	OTL	3-4*	Montreal
Feb. 6	W	4-1	NASHVILLE
Feb. 8	SOW	5-4*	Philadelphia
Feb. 10	OTW	6-5*	Toronto
Feb. 14	SOW	5-4*	CHICAGO
Feb. 16	W	5-4	New Jersey
Feb. 18	W	3-2	WASHINGTON
Feb. 19	L	5-6	NY Islanders
Feb. 22	OTW	2-1*	Florida
Feb. 25	L	1-5	Tampa Bay
Feb. 27	L	0-1	NEW JERSEY
Mar. 1	SOW	4-3*	NY Rangers
Mar. 2	L	2-3	Carolina
Mar. 4	SOW	4-3*	PHILADELPHIA
Mar. 6	SOW	5-4*	Ottawa
Mar. 8	SOL	3-4*	NEW JERSEY
Mar. 10	OTW	3-2*	NY RANGERS
Mar. 13	SOW	5-4*	BUFFALO
Mar. 14	W	3-0	New Jersey
Mar. 16	W	6-3	MONTREAL
Mar. 18	SOW	4-3*	OTTAWA
Mar. 19	L	1-2	NY Rangers
Mar. 22	L	1-3	NY Islanders
Mar. 24	W	2-1	ATLANTA
Mar. 25	W	5-0	BOSTON
Mar. 27	W	4-3	Washington
Mar. 29	W	4-2	Boston
Mar. 31	OTL	4-5*	Toronto
Apr. 3	L	1-4	BUFFALO
Apr. 5	W	3-2	Ottawa
Apr. 7	W	2-1	NY RANGERS

Home games in all CAPS \* - Overtime

# 2007-08

## HIGHLIGHTS

- Sidney Crosby is named team captain on May 31. Crosby becomes the youngest captain in NHL history at 19 years, 297 days (since surpassed).
- Sidney Crosby posts a then career-best 19-game point streak (11G-19A). Evgeni Malkin records a career-best 15-game point streak, the longest streak in NHL history by a Russian-born player.
- Sidney Crosby's shootout goal gives Pittsburgh a 2-1 win over Buffalo in the NHL Winter Classic in Orchard Park, NY in front of a then NHL-record 71,217 fans.
- Evgeni Malkin becomes the 12th player in Penguins history to break the 100-point plateau.
- The Penguins win the Atlantic Division, their first division title since 1997-98 and sixth in club history.
- The Penguins defeat Ottawa (4-0), NY Rangers (4-1) and Philadelphia (4-1) to advance to their third Stanley Cup Final before falling to Detroit (4-2).
- Sidney Crosby ties for the postseason lead in points with 27 (6G-21A).

## TRANSACTIONS

**June 22, 2007** - Obtained a 2007 third-round draft pick from Atlanta for Chris Thorburn.

**July 2, 2007** - Petr Sykora and Darryl Sydor signed as free agents to two-year contracts.

**July 19, 2007** - Ty Conklin signed as a free agent to a one-year contract.

**Oct. 1, 2007** - Adam Hall signed as a free agent to a one-year contract.

**Feb. 26, 2008** - Obtained Marian Hossa and Pascal Dupuis from Atlanta for Colby Armstrong, Erik Christensen, Angelo Esposito and a 2008 first-round draft pick.

**Feb. 26, 2008** - Obtained Hal Gill from Toronto for a 2008 second-round draft pick and a 2009 fifth-round draft pick.

## GOALTENDERS

GOALIE	W-L-O	GP	MP	GA	SO	GAA
Marc-Andre Fleury	19-10-2	35	1857	72	4	2.33
Ty Conklin	18-8-5	33	1866	78	2	2.51
Dany Sabourin	10-9-1	24	1242	57	2	2.75
<b>TOTALS</b>	<b>47-27-8</b>	<b>82</b>	<b>4965</b>	<b>212</b>	<b>8</b>	<b>2.58</b>

## SCORING

PLAYERS	GP	G	A	PTS	PIM
Evgeni Malkin	82	47	59	106	78
Sidney Crosby	53	24	48	72	39
Sergei Gonchar	78	12	53	65	66
Petr Sykora	81	28	35	63	41
Ryan Malone	77	27	24	51	103
Ryan Whitney	76	12	28	40	45
Jordan Staal	82	12	16	28	55
Maxime Talbot	63	12	14	26	53
Colby Armstrong	54	9	15	24	50
Erik Christensen	49	9	11	20	28
Tyler Kennedy	55	10	9	19	35
Kris Letang	63	6	11	17	23
Jarkko Ruutu	71	6	10	16	138
Gary Roberts	38	3	12	15	40
Georges Laraque	71	4	9	13	141
Darryl Sydor	74	1	12	13	26
Jeff Taffe	45	5	7	12	8
Pascal Dupuis	16	2	10	12	8
Brooks Orpik	78	1	10	11	57
Marian Hossa	12	3	7	10	6
Mark Recchi	19	2	6	8	12
Adam Hall	46	2	4	6	24
Rob Scuderi	71	0	5	5	26
Hal Gill	18	1	3	4	16
Mark Eaton	36	0	3	3	4
Chris Minard	15	1	1	2	10
Alex Goligoski	3	0	2	2	2
Connor James	13	1	0	1	2
Ryan Stone	6	0	1	1	5
Ty Conklin	33	0	1	1	4
Marc-Andre Fleury	35	0	1	1	0
Nathan Smith	13	0	0	0	2
Tim Brent	1	0	0	0	0
Kris Beech	5	0	0	0	2
Jonathan Filewich	5	0	0	0	0
Alain Nasreddine	6	0	0	0	4
Dany Sabourin	24	0	0	0	2



## GAMES

DATE	RESULT	SCORE	OPPONENT
Oct. 5	L	1-4	Carolina
Oct. 6	W	5-4	ANAHEIM
Oct. 10	L	2-3	MONTREAL
Oct. 13	W	6-4	Toronto
Oct. 17	L	4-5	NEW JERSEY
Oct. 19	SOW	4-3*	CAROLINA
Oct. 20	W	2-1	Washington
Oct. 23	W	1-0	NY RANGERS
Oct. 25	L	2-5	TORONTO
Oct. 27	SOL	3-4*	MONTREAL
Oct. 30	W	4-2	Minnesota
Nov. 1	L	2-3	Colorado
Nov. 3	L	2-3	NY Islanders
Nov. 5	W	5-0	New Jersey
Nov. 7	L	1-3	PHILADELPHIA
Nov. 8	L	2-4	NY Rangers
Nov. 10	L	2-5	Philadelphia
Nov. 12	L	2-3	NEW JERSEY
Nov. 15	W	3-2	NY ISLANDERS
Nov. 17	OTL	3-4*	NY RANGERS
Nov. 21	L	1-2	NEW JERSEY
Nov. 22	SOW	6-5*	Ottawa
Nov. 24	W	5-0	ATLANTA
Nov. 30	W	4-1	DALLAS
Dec. 1	L	2-4	Toronto
Dec. 3	W	3-1	PHOENIX
Dec. 5	W	4-2	Edmonton
Dec. 6	SOW	3-2*	Calgary
Dec. 8	SOW	2-1*	Vancouver
Dec. 11	L	2-8	Philadelphia
Dec. 13	L	1-4	OTTAWA
Dec. 15	W	3-2	NY Islanders
Dec. 18	L	0-4	NY Rangers
Dec. 20	SOW	5-4*	Boston
Dec. 21	L	2-4	NY ISLANDERS
Dec. 23	W	4-2	BOSTON
Dec. 27	OTW	4-3*	WASHINGTON
Dec. 29	W	2-0	BUFFALO
Jan. 1	SOW	2-1*	Buffalo
Jan. 3	W	6-2	TORONTO
Jan. 5	W	3-0	FLORIDA
Jan. 8	W	3-1	Florida

DATE	RESULT	SCORE	OPPONENT
Jan. 10	W	4-1	Tampa Bay
Jan. 12	SOL	2-3*	Atlanta
Jan. 14	W	4-1	NY RANGERS
Jan. 18	L	0-3	TAMPA BAY
Jan. 19	W	2-0	Montreal
Jan. 21	SOL	5-6*	WASHINGTON
Jan. 24	L	3-4	Philadelphia
Jan. 29	W	4-2	New Jersey
Jan. 30	L	1-4	Atlanta
Feb. 2	W	4-1	CAROLINA
Feb. 4	OTL	3-4*	New Jersey
Feb. 7	W	4-3	NY ISLANDERS
Feb. 9	W	4-2	LOS ANGELES
Feb. 10	W	4-3	PHILADELPHIA
Feb. 13	L	1-2	BOSTON
Feb. 14	L	2-4	Carolina
Feb. 17	W	4-1	Buffalo
Feb. 19	W	3-2	FLORIDA
Feb. 21	W	5-4	Montreal
Feb. 23	OTL	3-4*	OTTAWA
Feb. 24	SOL	1-2*	SAN JOSE
Feb. 26	W	4-2	NY Islanders
Feb. 28	L	1-5	Boston
Mar. 1	L	4-5	Ottawa
Mar. 2	SOW	3-2*	ATLANTA
Mar. 4	W	2-0	Tampa Bay
Mar. 6	L	2-5	Florida
Mar. 9	W	4-2	Washington
Mar. 12	W	7-3	BUFFALO
Mar. 16	W	7-1	PHILADELPHIA
Mar. 18	L	2-5	NY Rangers
Mar. 20	W	4-2	TAMPA BAY
Mar. 22	W	7-1	NEW JERSEY
Mar. 24	L	1-4	NY Islanders
Mar. 25	W	2-0	New Jersey
Mar. 27	W	3-1	NY ISLANDERS
Mar. 30	W	3-1	NY RANGERS
Mar. 31	OTL	1-2*	NY Rangers
Apr. 2	W	4-2	PHILADELPHIA
Apr. 6	L	0-2	Philadelphia

Home games in all CAPS \* - Overtime

# 2008-09

## HIGHLIGHTS

- The Penguins defeat Philadelphia [4-2], Washington [4-3], Carolina [4-0] and Detroit [4-3] to win their third Stanley Cup in franchise history.
- The Penguins clinch all four playoff series with wins on the road.
- Dan Bylsma, named head coach on Feb. 15, 2009, joins Al MacNeil (Montreal, 1971) as the only rookie head coaches hired mid-season to win the Stanley Cup, and just the fourth rookie coach to do so.
- The Penguins go 18-3-4 in the final 25 games of the regular season after Bylsma takes over, and climb from 10th place in the Eastern Conference standings to fourth.
- Evgeni Malkin becomes the fifth player (since 1967 expansion) to win the NHL regular-season and postseason scoring titles, and first since Mario Lemieux [1992]. Malkin joins Wayne Gretzky, Lemieux, Guy Lafleur and Phil Housley.
- Sidney Crosby becomes the youngest captain [21] in NHL history to lead his team to a Stanley Cup title.
- Evgeni Malkin becomes the third-youngest Conn Smythe winner [22 years, 10 months] as playoff MVP.

## TRANSACTIONS

**June 28, 2008** - Obtained a 2009 third-round draft pick from Tampa Bay for the rights to Ryan Malone and Gary Roberts.

**July 1, 2008** - Eric Godard signed as a free agent.

**July 3, 2008** - Miroslav Satan and Ruslan Fedotenko signed as free agents.

**July 6, 2008** - Matt Cooke signed as a free agent.

**Oct. 9, 2008** - Obtained Mike Zigomanis from Phoenix for future considerations.

**Nov. 16, 2008** - Obtained Philippe Boucher from Dallas for Darryl Sydor.

**Jan. 17, 2009** - Obtained Mathieu Garon from Edmonton for Dany Sabourin, Ryan Stone and a 2011 fourth-round draft pick.

**Feb. 15, 2009** - Dan Bylsma named interim head coach.

**Feb. 26, 2009** - Obtained Chris Kunitz and Eric Tangradi from Anaheim for Ryan Whitney.

**March 4, 2009** - Obtained Bill Guerin from the New York Islanders for a 2009 conditional third-round draft pick; Claimed Craig Adams off waivers from Chicago.

## GOALTENDERS

GOALIE	W-L-O	GP	MP	GA	SO	GAA
John Curry	2-1-0	3	150	6	0	2.40
Marc-Andre Fleury	35-18-7	62	3641	162	4	2.67
Dany Sabourin	6-8-2	19	989	47	0	2.85
Mathieu Garon	2-1-0	4	206	10	0	2.91
<b>TOTALS</b>	<b>45-28-9</b>	<b>82</b>	<b>4983</b>	<b>233</b>	<b>4</b>	<b>2.84</b>

## SCORING

PLAYERS	GP	G	A	PTS	PIM
Evgeni Malkin	82	35	78	113	80
Sidney Crosby	77	33	70	103	76
Jordan Staal	82	22	27	49	37
Petr Sykora	76	25	21	46	36
Ruslan Fedotenko	65	16	23	39	44
Miroslav Satan	65	17	19	36	36
Tyler Kennedy	67	15	20	35	30
Kris Letang	74	10	23	33	24
Matt Cooke	76	13	18	31	101
Pascal Dupuis	71	12	16	28	30
Maxime Talbot	75	12	10	22	63
Alex Goligoski	45	6	14	20	16
Sergei Gonchar	25	6	13	19	26
Brooks Orpik	79	2	17	19	73
Chris Kunitz	20	7	11	18	16
Rob Scuderi	81	1	15	16	18
Ryan Whitney	28	2	11	13	16
Bill Guerin	17	5	7	12	18
Hal Gill	62	2	8	10	53
Mark Eaton	68	4	5	9	36
Philippe Boucher	25	3	3	6	24
Mike Zigomanis	22	2	4	6	27
Eric Godard	71	2	2	4	171
Bill Thomas	16	2	1	3	2
Chris Minard	20	1	2	3	4
Dustin Jeffrey	14	1	2	3	0
Darryl Sydor	8	1	1	2	2
Jeff Taffe	8	0	2	2	2
Tim Wallace	16	0	2	2	7
Paul Bissonnette	15	0	1	1	22
Luca Caputi	5	1	0	1	4
Craig Adams	9	0	1	1	0
Marc-Andre Fleury	62	0	1	1	8
Connor James	1	0	0	0	0
Ryan Stone	2	0	0	0	2
Janne Pesonen	7	0	0	0	0
Ben Lovejoy	2	0	0	0	0
John Curry	3	0	0	0	0
Mathieu Garon	4	0	0	0	0
Dany Sabourin	19	0	0	0	2

## GAMES

DATE	RESULT	SCORE	OPPONENT
Oct. 4	OTW	4-3*	Ottawa+
Oct. 5	L	1-3	OTTAWA+
Oct. 11	OTL	1-2*	NEW JERSEY
Oct. 14	OTW	3-2*	PHILADELPHIA
Oct. 16	L	3-4	WASHINGTON
Oct. 18	W	4-1	TORONTO
Oct. 20	SOW	2-1*	Boston
Oct. 23	W	4-1	CAROLINA
Oct. 25	SOL	2-3*	NY Rangers
Oct. 28	L	1-2	San Jose
Oct. 30	L	1-4	Phoenix
Nov. 1	W	6-3	St. Louis
Nov. 6	W	5-4	EDMONTON
Nov. 8	SOW	4-3*	NY Islanders
Nov. 11	OTW	7-6*	Detroit
Nov. 13	SOW	5-4*	PHILADELPHIA
Nov. 15	W	5-2	BUFFALO
Nov. 18	SOL	1-2*	MINNESOTA
Nov. 20	W	3-2	Atlanta
Nov. 22	L	1-3	VANCOUVER
Nov. 26	W	5-3	NY Islanders
Nov. 28	L	3-4	Buffalo
Nov. 29	W	4-1	NEW JERSEY
Dec. 3	SOL	2-3*	NY Rangers
Dec. 4	W	5-2	Carolina
Dec. 6	L	2-3	Ottawa
Dec. 8	L	3-4	BUFFALO
Dec. 10	L	1-4	New Jersey
Dec. 11	W	9-2	NY ISLANDERS
Dec. 13	L	3-6	Philadelphia
Dec. 18	W	6-3	Atlanta
Dec. 20	L	3-7	TORONTO
Dec. 22	OTW	4-3*	Buffalo
Dec. 23	L	0-2	TAMPA BAY
Dec. 26	W	1-0	New Jersey
Dec. 27	L	2-3	MONTREAL
Dec. 30	L	2-5	BOSTON
Jan. 1	L	2-4	Boston
Jan. 3	L	1-6	FLORIDA
Jan. 5	L	0-4	NY Rangers
Jan. 6	W	3-1	ATLANTA
Jan. 8	L	3-5	Nashville

DATE	RESULT	SCORE	OPPONENT
Jan. 10	L	3-5	Colorado
Jan. 13	W	4-2	Philadelphia
Jan. 14	L	3-6	WASHINGTON
Jan. 16	W	3-1	ANAHEIM
Jan. 18	W	3-0	NY RANGERS
Jan. 20	L	1-2	CAROLINA
Jan. 28	W	6-2	NY RANGERS
Jan. 30	OTL	3-4*	New Jersey
Jan. 31	L	4-5	Toronto
Feb. 3	L	2-4	Montreal
Feb. 4	OTW	4-3*	TAMPA BAY
Feb. 6	W	4-1	COLUMBUS
Feb. 8	L	0-3	DETROIT
Feb. 11	SOW	2-1*	SAN JOSE
Feb. 14	L	2-6	Toronto
Feb. 16	SOL	2-3*	NY Islanders
Feb. 19	W	5-4	MONTREAL
Feb. 21	W	5-4	Philadelphia
Feb. 22	L	2-5	Washington
Feb. 25	W	1-0	NY ISLANDERS
Feb. 27	OTW	5-4*	Chicago
Mar. 1	W	4-1	Dallas
Mar. 3	W	3-1	Tampa Bay
Mar. 5	W	4-1	Florida
Mar. 8	SOW	4-3*	Washington
Mar. 10	SOW	4-3*	FLORIDA
Mar. 12	SOL	3-4*	Columbus
Mar. 14	SOL	3-4*	OTTAWA
Mar. 15	W	6-4	BOSTON
Mar. 17	W	6-2	ATLANTA
Mar. 20	W	4-1	LOS ANGELES
Mar. 22	L	1-3	PHILADELPHIA
Mar. 25	W	2-0	CALGARY
Mar. 28	W	4-3	NY RANGERS
Apr. 1	W	6-1	NEW JERSEY
Apr. 4	OTL	2-3*	Carolina
Apr. 5	L	2-4	Florida
Apr. 7	W	6-4	Tampa Bay
Apr. 9	W	6-1	NY ISLANDERS
Apr. 11	W	3-1	Montreal

\* - Overtime

+ - Game played in Stockholm, Sweden  
Home games in all CAPS**45-28-9, 2ND, ATLANTIC DIVISION, STANLEY CUP CHAMPIONS**

# 2009-10

## HIGHLIGHTS

- Dan Bylsma becomes the eighth-fastest coach to reach 50 career wins, accomplishing the feat in 78 games.
- The Penguins tie the NHL record for wins in the month of October (11) with an 11-2 start to the season.
- The Penguins tie the franchise record with seven straight road victories (Oct. 3 to Nov. 3).
- Sidney Crosby wins the NHL's "Rocket" Richard Trophy (tied with Tampa Bay's Steven Stamkos) as the goal-scoring champion with 51 goals. Crosby also wins the Mark Messier Leadership Award.
- Five Penguins participate in the 2010 Winter Olympics in Vancouver with three winning medals. Sidney Crosby and Marc-Andre Fleury win gold for Canada and Brooks Orpik wins silver for the United States, while Evgeni Malkin and Sergei Gonchar play for Russia.
- Penguins play the final season at Mellon Arena, the building that housed the team since its inception in 1967. The final regular-season game was a 7-3 victory against the New York Islanders on April 8, 2010. The final game ever was a 5-2 loss to the Montreal Canadiens in Game 7 of the Eastern Conference semifinals on May 12, 2010. Jordan Staal scored the final Penguins' goal at the Igloo [16:32 of the second period] and Montreal's Brian Gionta netted the final overall tally [10:00 of the third period].

## TRANSACTIONS

**July 1, 2009** - Mike Rupp signed as a free agent.

**July 10, 2009** - Jay McKee signed as a free agent.

**July 21, 2009** - Brent Johnson signed as a free agent.

**Sept. 29, 2009** - Martin Skoula signed as a free agent.

**March 1, 2010** - Obtained Jordan Leopold from Florida for a 2010 second-round draft pick.

**March 2, 2010** - Obtained Alexei Ponikarovsky from Toronto for Luca Caputi and Martin Skoula.

## GOALTENDERS

GOALIE	W-L-O	GP	MP	GA	SO	GAA
Alex Pechurskiy	0-0-0	1	36	1	0	1.69
Marc-Andre Fleury	37-21-6	67	3798	168	1	2.65
Brent Johnson	10-6-1	23	1108	51	0	2.76
John Curry	0-1-0	1	24	5	0	12.25
<b>TOTALS</b>	<b>47-28-7</b>	<b>92</b>	<b>4966</b>	<b>235</b>	<b>1</b>	<b>2.87</b>

## SCORING

PLAYERS	GP	G	A	PTS	PIM
Sidney Crosby	81	51	58	109	71
Evgeni Malkin	67	28	49	77	100
Sergei Gonchar	62	11	39	50	49
Jordan Staal	82	21	28	49	57
Bill Guerin	78	21	24	45	75
Pascal Dupuis	81	18	20	38	16
Alex Goligoski	69	8	29	37	22
Chris Kunitz	50	13	19	32	39
Matt Cooke	79	15	15	30	106
Ruslan Fedotenko	80	11	19	30	50
Kris Letang	73	3	24	27	51
Tyler Kennedy	64	13	12	25	31
Brooks Orpik	73	2	23	25	64
Mike Rupp	81	13	6	19	120
Mark Eaton	79	3	13	16	26
Jay McKee	62	1	9	10	54
Craig Adams	82	0	10	10	72
Alexei Ponikarovsky	16	2	7	9	17
Jordan Leopold	20	4	4	8	6
Martin Skoula	33	3	5	8	6
Maxime Talbot	45	2	5	7	30
Chris Conner	8	2	1	3	0
Eric Godard	45	1	2	3	76
Chris Bourque	20	0	3	3	10
Ben Lovejoy	12	0	3	3	2
Nick Johnson	6	1	1	2	2
Luca Caputi	4	1	1	2	2
Deryk Engelland	9	0	2	2	17
Mark Letestu	10	1	0	1	2
Brent Johnson	23	0	1	1	0
Marc-Andre Fleury	67	0	1	1	10
Eric Tangradi	1	0	0	0	0
Tim Wallace	1	0	0	0	0
Nathan Guenin	2	0	0	0	0
John Curry	1	0	0	0	0
Dustin Jeffrey	1	0	0	0	0
Alex Pechurskiy	1	0	0	0	0

## GAMES

DATE	RESULT	SCORE	OPPONENT
Oct. 2	W	3-2	NY RANGERS
Oct. 3	SOW	4-3*	NY Islanders
Oct. 7	L	0-3	PHOENIX
Oct. 8	W	5-4	Philadelphia
Oct. 10	W	5-2	Toronto
Oct. 12	W	4-1	Ottawa
Oct. 14	SOW	3-2*	Carolina
Oct. 17	W	4-1	TAMPA BAY
Oct. 20	W	5-1	ST. LOUIS
Oct. 23	SOW	3-2*	FLORIDA
Oct. 24	L	1-4	NEW JERSEY
Oct. 28	W	6-1	MONTREAL
Oct. 30	SOW	4-3*	Columbus
Oct. 31	L	1-2	MINNESOTA
Nov. 3	W	4-3	Anaheim
Nov. 5	L	2-5	Los Angeles
Nov. 7	L	0-5	San Jose
Nov. 10	L	0-3	Boston
Nov. 12	L	1-4	NEW JERSEY
Nov. 14	OTW	6-5*	BOSTON
Nov. 16	W	5-2	ANAHEIM
Nov. 19	L	2-6	Ottawa
Nov. 21	W	3-2	Atlanta
Nov. 23	OTW	3-2*	Florida
Nov. 25	W	3-1	MONTREAL
Nov. 27	L	2-3	NY Islanders
Nov. 28	W	8-3	NY RANGERS
Nov. 30	W	5-2	NY Rangers
Dec. 3	W	4-1	COLORADO
Dec. 5	OTL	1-2*	CHICAGO
Dec. 7	L	2-3	CAROLINA
Dec. 10	W	3-2	Montreal
Dec. 12	OTW	3-2*	FLORIDA
Dec. 15	W	6-1	PHILADELPHIA
Dec. 17	SOW	3-2*	Philadelphia
Dec. 19	SOW	2-1*	Buffalo
Dec. 21	L	0-4	NEW JERSEY
Dec. 23	W	8-2	OTTAWA
Dec. 27	L	3-4	TORONTO
Dec. 29	L	3-4	Buffalo
Dec. 30	L	0-2	New Jersey
Jan. 2	L	1-3	Tampa Bay

DATE	RESULT	SCORE	OPPONENT
Jan. 3	L	2-6	Florida
Jan. 5	W	5-2	ATLANTA
Jan. 7	L	4-7	PHILADELPHIA
Jan. 9	W	4-1	Toronto
Jan. 11	L	3-4	Minnesota
Jan. 13	W	3-1	Calgary
Jan. 14	W	3-2	Edmonton
Jan. 16	L	2-6	Vancouver
Jan. 19	W	6-4	NY ISLANDERS
Jan. 21	L	3-6	WASHINGTON
Jan. 24	W	2-1	Philadelphia
Jan. 25	W	4-2	NY Rangers
Jan. 28	L	1-4	OTTAWA
Jan. 31	SOW	2-1*	DETROIT
Feb. 1	W	5-4	BUFFALO
Feb. 6	L	3-5	Montreal
Feb. 7	OTL	4-5*	Washington
Feb. 10	W	3-1	NY ISLANDERS
Feb. 12	OTL	2-3*	NY RANGERS
Feb. 14	SOL	3-4*	NASHVILLE
Mar. 2	W	3-2	BUFFALO
Mar. 4	OTW	5-4*	NY Rangers
Mar. 6	W	6-3	DALLAS
Mar. 7	W	2-1	BOSTON
Mar. 11	OTL	3-4*	Carolina
Mar. 12	L	1-3	New Jersey
Mar. 14	W	2-1	Tampa Bay
Mar. 17	L	2-5	New Jersey
Mar. 18	W	3-0	Boston
Mar. 20	OTL	2-3*	CAROLINA
Mar. 22	L	1-3	Detroit
Mar. 24	SOL	3-4*	Washington
Mar. 27	W	4-1	PHILADELPHIA
Mar. 28	SOW	5-4*	TORONTO
Mar. 31	L	0-2	TAMPA BAY
Apr. 3	OTW	4-3*	ATLANTA
Apr. 6	L	3-6	WASHINGTON
Apr. 8	W	7-3	NY ISLANDERS
Apr. 10	L	0-1	Atlanta
Apr. 11	OTW	6-5*	NY Islanders

Home games in all CAPS \* - Overtime

## 47-28-7, 2ND, ATLANTIC DIVISION

# 2010-11

## HIGHLIGHTS

- The Penguins open their brand-new arena, CONSOL Energy Center, against the Philadelphia Flyers on October 7.
- Dan Bylsma becomes the first head coach in team history to win the Jack Adams Award as the NHL's "Most Outstanding Coach."
- The Penguins record a NHL season-high 12-game winning streak from Nov. 17-Dec. 11. The streak is the second-longest in team history and the eighth-longest (tied) in NHL history.
- The Penguins tie the franchise record with seven straight road victories (Nov. 6-Dec. 11).
- Sidney Crosby records a 25-game point streak from Nov. 5-Dec. 28, the longest in the NHL since 1992-93 (Mats Sundin) and the 11th-longest in NHL history. Crosby notches 50 points (26G-24A) during the streak.
- Pittsburgh finishes the regular season with the NHL's top penalty killing unit at 86.1 percent - the first time the Penguins ever finished the season ranked No. 1 overall.
- The Penguins host the Washington Capitals in the 2011 Bridgestone NHL Winter Classic at Heinz Field on Jan. 1.

## TRANSACTIONS

**June 25, 2010** - Obtained the rights to Dan Hamhuis from Philadelphia for a 2010 third-round draft pick.

**July 1, 2010** - Paul Martin and Zbynek Michalek signed as free agents to five-year contracts.

**Aug. 20, 2010** - Arron Asham signed as a free agent to a one-year contract.

**Sept. 3, 2010** - Mike Comrie signed as a free agent to a one-year contract.

**Feb. 21, 2011** - Obtained James Neal and Matt Niskanen from Dallas for Alex Goligoski.

**Feb. 24, 2011** - Obtained Alex Kovalev from Ottawa for a 2011 seventh-round draft pick.

## GOALTENDERS

GOALIE	W-L-O	GP	MP	GA	SO	GAA
Brent Johnson	13-5-3	23	1297	47	1	2.17
Marc-Andre Fleury	36-20-5	65	3695	143	3	2.32
Team					1	
<b>TOTALS</b>	<b>49-25-8</b>	<b>82</b>	<b>4992</b>	<b>196</b>	<b>5</b>	<b>2.39</b>

## SCORING

PLAYERS	GP	G	A	PTS	PIM
Sidney Crosby	41	32	34	66	31
Kris Letang	82	8	42	50	101
Chris Kunitz	66	23	25	48	47
Tyler Kennedy	80	21	24	45	37
Pascal Dupuis	81	17	20	37	59
Evgeni Malkin	43	15	22	37	18
Alex Goligoski	60	9	22	31	28
Matt Cooke	67	12	18	30	129
Jordan Staal	42	11	19	30	24
Mark Letestu	64	14	13	27	13
Paul Martin	77	3	21	24	16
Maxime Talbot	82	8	13	21	66
Zbynek Michalek	73	5	14	19	30
Mike Rupp	81	9	8	17	124
Ben Lovejoy	47	3	14	17	48
Chris Conner	60	7	9	16	10
Craig Adams	80	4	11	15	76
Brooks Orpik	63	1	12	13	66
Dustin Jeffrey	25	7	5	12	4
Arron Asham	44	5	6	11	46
Deryk Engelland	63	3	7	10	123
Alex Kovalev	20	2	5	7	16
James Neal	20	1	5	6	6
Mike Comrie	21	1	5	6	18
Brett Sterling	7	3	2	5	16
Matt Niskanen	18	1	3	4	20
Nick Johnson	4	1	2	3	5
Eric Tangradi	15	1	2	3	10
Eric Godard	19	0	3	3	105
Joe Vitale	9	1	1	2	13
Andrew Hutchinson	5	0	1	1	6
Brent Johnson	23	0	1	1	24
Marc-Andre Fleury	65	0	1	1	10
Corey Potter	1	0	0	0	0
Brian Strait	3	0	0	0	0
Tim Wallace	7	0	0	0	5
Ryan Craig	6	0	0	0	22

## GAMES

DATE	RESULT	SCORE	OPPONENT
Oct. 7	L	2-3	PHILADELPHIA
Oct. 9	L	2-3	MONTREAL
Oct. 11	W	3-1	New Jersey
Oct. 13	L	3-4	TORONTO
Oct. 15	OTW	3-2*	NY ISLANDERS
Oct. 16	W	5-1	Philadelphia
Oct. 18	W	5-2	OTTAWA
Oct. 21	OTW	4-3*	Nashville
Oct. 23	OTL	0-1*	St. Louis
Oct. 27	L	3-5	Tampa Bay
Oct. 29	L	2-3	PHILADELPHIA
Oct. 30	W	3-0	Carolina
Nov. 3	L	2-5	Dallas
Nov. 5	L	2-3	Anaheim
Nov. 6	SOW	4-3*	Phoenix
Nov. 10	L	4-7	BOSTON
Nov. 12	W	5-1	TAMPA BAY
Nov. 13	W	4-2	Atlanta
Nov. 15	OTL	2-3*	NY RANGERS
Nov. 17	W	3-1	VANCOUVER
Nov. 19	SOW	5-4*	CAROLINA
Nov. 22	W	3-2	Florida
Nov. 24	W	1-0	Buffalo
Nov. 26	W	2-1	OTTAWA
Nov. 27	W	4-1	CALGARY
Nov. 29	W	3-1	NY Rangers
Dec. 2	W	3-2	ATLANTA
Dec. 4	W	7-2	Columbus
Dec. 6	W	2-1	NEW JERSEY
Dec. 8	W	5-2	TORONTO
Dec. 11	W	5-2	Buffalo
Dec. 14	L	2-3	Philadelphia
Dec. 15	L	1-4	NY RANGERS
Dec. 20	W	6-1	PHOENIX
Dec. 22	W	5-2	FLORIDA
Dec. 23	SOW	3-2*	Washington
Dec. 26	L	1-3	Ottawa
Dec. 28	W	6-3	ATLANTA
Dec. 29	SOL	1-2*	NY Islanders
Jan. 1	L	1-3	WASHINGTON
Jan. 5	W	8-1	TAMPA BAY
Jan. 6	SOL	1-2*	Montreal

DATE	RESULT	SCORE	OPPONENT
Jan. 8	L	0-4	MINNESOTA
Jan. 10	L	2-4	BOSTON
Jan. 12	W	5-2	Montreal
Jan. 15	W	3-2	Boston
Jan. 18	W	4-1	DETROIT
Jan. 20	L	0-2	New Jersey
Jan. 22	W	3-2	CAROLINA
Jan. 25	W	1-0	NY ISLANDERS
Feb. 1	SOW	4-3*	NY Rangers
Feb. 2	W	3-0	NY ISLANDERS
Feb. 4	W	3-2	BUFFALO
Feb. 6	L	0-3	Washington
Feb. 8	L	1-4	COLUMBUS
Feb. 10	OTW	2-1*	LOS ANGELES
Feb. 11	L	3-9	NY Islanders
Feb. 13	L	3-5	NY Rangers
Feb. 16	OTW	3-2*	Colorado
Feb. 20	SOL	2-3*	Chicago
Feb. 21	L	0-1	WASHINGTON
Feb. 23	OTL	2-3*	SAN JOSE
Feb. 25	L	1-4	Carolina
Feb. 26	SOW	6-5*	Toronto
Mar. 2	OTL	2-3*	Toronto
Mar. 4	OTL	1-2*	New Jersey
Mar. 5	OTW	3-2*	Boston
Mar. 8	W	3-1	BUFFALO
Mar. 12	L	0-3	MONTREAL
Mar. 13	W	5-1	EDMONTON
Mar. 15	W	5-1	Ottawa
Mar. 20	L	2-5	NY RANGERS
Mar. 21	SOW	5-4*	Detroit
Mar. 24	SOW	2-1*	Philadelphia
Mar. 25	SOW	1-0*	NEW JERSEY
Mar. 27	SOW	2-1*	FLORIDA
Mar. 29	L	2-5	PHILADELPHIA
Mar. 31	L	1-2	Tampa Bay
Apr. 2	W	4-2	Florida
Apr. 5	W	4-2	NEW JERSEY
Apr. 8	SOW	4-3*	NY Islanders
Apr. 10	W	5-2	Atlanta

Home games in all CAPS \* - Overtime

## 49-25-8, 2ND, ATLANTIC DIVISION

# 2011-12

## HIGHLIGHTS

- Evgeni Malkin becomes the ninth player in NHL history to win the Art Ross Trophy (leading scorer), Hart Trophy (MVP) and Ted Lindsay Award (NHLPA most outstanding player) in a single season after leading the NHL with 109 points.
- The Penguins establish the second-highest single-season win (51) and point (108) totals in franchise history. Pittsburgh also establishes a franchise-record 87.8 percent success rate on the penalty kill.
- James Neal becomes the first Penguins winger to score 40 goals in a single season since Alexei Kovalev in 2000-01, and was named an NHL First-Team All-Star.
- Sidney Crosby tallies four points (2G-2A) against the New York Islanders on Nov. 21 in his comeback from a 61-game absence due to a concussion dating back to the previous season.
- James Neal (Oct. 11-Nov. 15) and Evgeni Malkin (Jan. 7-Feb. 12) both amass eight-game home goal-scoring streaks - tied for the second-longest such streaks in team history (Mario Lemieux, 11 games).
- The Penguins post an NHL-season-high 11-game winning streak from Feb. 21-March 17, outscoring foes 43-17 during that span.
- Pascal Dupuis finishes the season riding an NHL-season-high 17-game point streak, during which he notched 10 goals and 12 assists.

## TRANSACTIONS

**July 1, 2011** - Steve Sullivan signed as a free agent to a one-year contract.

**Sept. 8, 2011** - Richard Park signed as a free agent to a one-year contract.

**Nov. 8, 2011** - Obtained a 2012 fourth-round draft pick from Columbus for Mark Letestu.

**Feb. 1, 2012** - Claimed Cal O'Reilly off re-entry waivers from Phoenix.

**Feb. 19, 2012** - James Neal signed a six-year contract extension through 2017-18.

## GOALTENDERS

GOALIE	W-L-O	GP	MP	GA	SO	GAA
Marc-Andre Fleury	42-17-4	67	3896	153	3	2.36
Brent Johnson	6-7-2	16	811	42	0	3.11
Brad Thiessen	3-1-0	5	258	16	0	3.72
<b>TOTALS</b>	<b>51-25-6</b>	<b>82</b>	<b>4995</b>	<b>218</b>	<b>3</b>	<b>2.66</b>

## SCORING

PLAYERS	GP	G	A	PTS	PIM
Evgeni Malkin	75	50	59	109	70
James Neal	80	40	41	81	87
Chris Kunitz	82	26	35	61	49
Pascal Dupuis	82	25	34	59	34
Jordan Staal	62	25	25	50	34
Steve Sullivan	79	17	31	48	20
Kris Letang	51	10	32	42	34
Matt Cooke	82	19	19	38	44
Sidney Crosby	22	8	29	37	14
Tyler Kennedy	60	11	22	33	29
Paul Martin	73	2	25	27	18
Matt Niskanen	75	4	17	21	47
Craig Adams	82	5	13	18	34
Brooks Orpik	73	2	16	18	61
Deryk Engelland	73	4	13	17	56
Arron Asham	64	5	11	16	76
Richard Park	54	7	7	14	12
Joe Vitale	68	4	10	14	56
Zbynek Michalek	62	2	11	13	24
Dustin Jeffrey	26	4	2	6	2
Ben Lovejoy	34	1	4	5	13
Simon Despres	18	1	3	4	10
Alexandre Picard	17	0	4	4	4
Jason Williams	8	1	1	2	4
Eric Tangradi	24	0	2	2	16
Marc-Andre Fleury	67	0	2	2	4
Cal O'Reilly	6	0	1	1	0
Mark Letestu	11	0	1	1	2
Brent Johnson	16	0	1	1	0
Brian Strait	9	0	1	1	4
Carl Snee	1	0	1	1	0
Steve MacIntyre	12	0	0	0	6
Robert Bortuzzo	6	0	0	0	2
Brad Thiessen	5	0	0	0	2
Colin McDonald	5	0	0	0	0



## GAMES

DATE	RESULT	SCORE	OPPONENT
Oct. 6	SOW	4-3*	Vancouver
Oct. 8	W	5-3	Calgary
Oct. 9	SOL	1-2*	Edmonton
Oct. 11	W	4-2	FLORIDA
Oct. 13	OTL	2-3*	WASHINGTON
Oct. 15	L	2-3	BUFFALO
Oct. 17	L	1-2	Winnipeg
Oct. 18	W	4-2	Minnesota
Oct. 20	W	3-1	MONTREAL
Oct. 22	W	4-1	NEW JERSEY
Oct. 25	W	3-0	NY Islanders
Oct. 27	SOW	3-2*	NY ISLANDERS
Oct. 29	L	3-4	Toronto
Nov. 3	SOL	3-4*	San Jose
Nov. 5	SOW	3-2*	Los Angeles
Nov. 11	W	3-1	DALLAS
Nov. 12	L	3-5	Carolina
Nov. 15	W	6-3	COLORADO
Nov. 17	L	1-4	Tampa Bay
Nov. 19	L	2-3	Florida
Nov. 21	W	5-0	NY ISLANDERS
Nov. 23	OTL	2-3*	ST. LOUIS
Nov. 25	W	6-3	OTTAWA
Nov. 26	OTW	4-3*	Montreal
Nov. 29	L	3-4	NY Rangers
Dec. 1	W	2-1	Washington
Dec. 3	W	3-2	Carolina
Dec. 5	L	1-3	BOSTON
Dec. 8	L	2-3	Philadelphia
Dec. 10	W	6-3	NY Islanders
Dec. 13	L	1-4	Detroit
Dec. 16	L	4-6	Ottawa
Dec. 17	W	8-3	BUFFALO
Dec. 20	W	3-2	CHICAGO
Dec. 23	W	4-1	Winnipeg
Dec. 27	W	4-2	CAROLINA
Dec. 29	L	2-4	PHILADELPHIA
Dec. 31	L	1-3	New Jersey
Jan. 6	L	1-3	NY RANGERS
Jan. 7	L	1-3	NEW JERSEY
Jan. 10	L	1-5	OTTAWA
Jan. 11	L	0-1	Washington

DATE	RESULT	SCORE	OPPONENT
Jan. 13	W	4-1	Florida
Jan. 15	W	6-3	Tampa Bay
Jan. 17	SOW	2-1*	CAROLINA
Jan. 19	W	4-1	NY Rangers
Jan. 20	SOW	5-4*	MONTREAL
Jan. 22	OTW	4-3*	WASHINGTON
Jan. 24	SOW	3-2*	St. Louis
Jan. 31	SOW	5-4*	TORONTO
Feb. 1	L	0-1	Toronto
Feb. 4	W	2-1	Boston
Feb. 5	L	2-5	New Jersey
Feb. 7	SOL	2-3*	Montreal
Feb. 11	W	8-5	WINNIPEG
Feb. 12	W	4-2	TAMPA BAY
Feb. 15	L	1-2	ANAHEIM
Feb. 18	W	6-4	Philadelphia
Feb. 19	L	2-6	Buffalo
Feb. 21	W	2-0	NY RANGERS
Feb. 25	W	8-1	TAMPA BAY
Feb. 26	W	4-2	COLUMBUS
Feb. 29	SOW	4-3*	Dallas
Mar. 3	W	5-1	Colorado
Mar. 5	W	2-1	PHOENIX
Mar. 7	W	3-2	TORONTO
Mar. 9	SOW	2-1*	FLORIDA
Mar. 11	W	5-2	BOSTON
Mar. 15	W	5-2	NY Rangers
Mar. 17	W	5-2	New Jersey
Mar. 18	OTL	2-3*	Philadelphia
Mar. 20	W	8-4	WINNIPEG
Mar. 22	W	5-1	NASHVILLE
Mar. 24	L	4-8	Ottawa
Mar. 25	W	5-2	NEW JERSEY
Mar. 27	L	3-5	NY ISLANDERS
Mar. 29	L	3-5	NY Islanders
Mar. 30	W	5-3	Buffalo
Apr. 1	L	4-6	PHILADELPHIA
Apr. 3	W	5-3	Boston
Apr. 5	W	5-2	NY RANGERS
Apr. 7	W	4-2	PHILADELPHIA

Home games in all CAPS \* - Overtime

## 51-25-6, 2ND, ATLANTIC DIVISION

# 2012-13

## HIGHLIGHTS

- The Penguins win their first Atlantic Division title under head coach Dan Bylsma, finishing with the top regular-season record in the Eastern Conference.
- Pittsburgh wins 15 consecutive games - the second-longest (tied) winning streak in NHL history - between March 2-30. The Penguins also become the first team in NHL history to post a perfect record during a calendar month (min: 10 games).
- Tomas Vokoun and Marc-Andre Fleury establish the longest shutout sequence (218:48) in franchise history between March 24-April 2.
- Marc-Andre Fleury sets a pair of franchise records for most wins (227) and shutouts (23).
- Brooks Orpik appears in his 622nd career game on April 2 vs. Buffalo, establishing a team record for games played by a defenseman.
- Sidney Crosby wins the Ted Lindsay Award (NHLPA most outstanding player).
- Ray Shero is voted NHL General Manager of the Year.

## TRANSACTIONS

**June 4, 2012** - Obtained Tomas Vokoun from Washington for a 2012 seventh-round draft pick; Vokoun signed to a two-year contract.

**June 22, 2012** - Obtained Brandon Sutter, Brian Dumoulin and a 2012 first-round draft pick from Carolina for Jordan Staal; Obtained Harrison Ruopp, Marc Cheverie and a 2012 third-round draft pick from Phoenix for Zbynek Michalek.

**July 1, 2012** - Sidney Crosby signed a 12-year contract extension through 2024-25; Tanner Glass signed as a free agent to a two-year contract.

**Feb. 6, 2013** - Obtained 2014 fifth-round pick from Anaheim for Ben Lovejoy.

**Feb. 13, 2013** - Obtained 2013 sixth-round pick from Winnipeg for Eric Tangradi.

**Feb. 25, 2013** - Mark Eaton signed as a free agent to a one-year contract.

**Mar. 24, 2013** - Obtained Brenden Morrow and a 2013 third-round draft pick from Dallas for Joe Morrow and a 2013 fifth-round draft pick.

**Mar. 25, 2013** - Obtained Douglas Murray from San Jose for a 2013 second-round draft pick and a 2014 conditional second-round draft pick.

**Mar. 28, 2013** - Obtained Jarome Iginla from Calgary for Kenny Agostino, Ben Hanowski and a 2013 first-round draft pick.

**Apr. 3, 2013** - Obtained Jussi Jokinen from Carolina for a 2013 conditional sixth or seventh-round draft pick (condition not met).

## SCORING

PLAYERS	GP	G	A	PTS	PIM
Sidney Crosby	36	15	41	56	16
Chris Kunitz	48	22	30	52	39
Pascal Dupuis	48	20	18	38	26
Kris Letang	35	5	33	38	8
James Neal	40	21	15	36	26
Evgeni Malkin	31	9	24	33	36
Paul Martin	34	6	17	23	16
Matt Cooke	48	8	13	21	36
Brandon Sutter	48	11	8	19	4
Brendan Morrow	15	6	8	14	19
Matt Niskanen	40	4	10	14	12
Beau Bennett	26	3	11	14	6
Jussi Jokinen	10	7	4	11	6
Tyler Kennedy	46	6	5	11	19
Jarome Iginla	13	5	6	11	9
Craig Adams	48	3	6	9	28
Brooks Orpik	46	0	8	8	32
Simon Despres	33	2	5	7	20
Dustin Jeffrey	24	3	3	6	2
Deryk Engelland	42	0	6	6	54
Joe Vitale	33	2	3	5	17
Robert Bortuzzo	15	2	2	4	27
Douglas Murray	14	1	2	3	9
Tanner Glass	48	1	1	2	62
Marc-Andre Fleury	33	0	2	2	2
Tomas Vokoun	20	0	2	2	2
Mark Eaton	23	0	0	0	4
Zach Boychuk	7	0	0	0	2
Eric Tangradi	5	0	0	0	0
Ben Lovejoy	3	0	0	0	0
Dylan Reese	3	0	0	0	0
Trevor Smith	1	0	0	0	0
Steve MacIntyre	1	0	0	0	12

## GOALTENDERS

GOALIE	W-L-O	GP	MP	GA	SO	GAA
Marc-Andre Fleury	23-8-0	33	1858	74	1	2.39
Tomas Vokoun	13-4-0	20	1029	42	3	2.45
<b>TOTALS</b>	<b>36-12-0</b>	<b>48</b>	<b>2898</b>	<b>119</b>	<b>5</b>	<b>2.48</b>

## GAMES

DATE	RESULT	SCORE	OPPONENT
Jan. 19	W	3-1	Philadelphia
Jan. 20	W	6-3	NY Rangers
Jan. 23	L	2-5	TORONTO
Jan. 25	L	2-4	Winnipeg
Jan. 27	SOW	2-1*	Ottawa
Jan. 29	L	1-4	NY ISLANDERS
Jan. 31	W	3-0	NY Rangers
Feb. 2	W	5-1	NEW JERSEY
Feb. 3	W	6-3	Washington
Feb. 5	W	4-2	NY Islanders
Feb. 7	W	5-2	WASHINGTON
Feb. 9	L	1-3	New Jersey
Feb. 10	L	1-3	NEW JERSEY
Feb. 13	W	4-2	OTTAWA
Feb. 15	W	3-1	Winnipeg
Feb. 17	W	4-3	Buffalo
Feb. 20	L	5-6	PHILADELPHIA
Feb. 22	W	3-1	FLORIDA
Feb. 24	W	5-3	TAMPA BAY
Feb. 26	L	4-6	Florida
Feb. 28	L	1-4	Carolina
Mar. 2	OTW	7-6*	Montreal
Mar. 4	W	4-3	TAMPA BAY
Mar. 7	W	5-4	Philadelphia
Mar. 9	SOW	5-4*	Toronto
Mar. 10	W	6-1	NY ISLANDERS
Mar. 12	W	3-2	BOSTON
Mar. 14	W	3-1	Toronto
Mar. 16	W	3-0	NY RANGERS
Mar. 17	W	2-1	BOSTON
Mar. 19	W	2-1	WASHINGTON
Mar. 22	W	4-2	NY Islanders
Mar. 24	W	2-1*	PHILADELPHIA
Mar. 26	W	1-0	MONTREAL
Mar. 28	W	4-0	WINNIPEG
Mar. 30	W	2-0	NY ISLANDERS
Apr. 2	L	1-4	BUFFALO
Apr. 3	L	1-6	NY Rangers
Apr. 5	SOW	2-1*	NY RANGERS
Apr. 9	W	5-3	Carolina

DATE	RESULT	SCORE	OPPONENT
Apr. 11	W	6-3	Tampa Bay
Apr. 13	W	3-1	Florida
Apr. 17	W	6-4	MONTREAL
Apr. 20	W	3-2	Boston
Apr. 22	W	3-1	Ottawa
Apr. 23	L	2-4	BUFFALO
Apr. 25	L	2-3	New Jersey
Apr. 27	W	8-3	CAROLINA

Home games in all CAPS \* - Overtime

# 2013-14

## HIGHLIGHTS

- The Penguins win their second-straight division title, claiming the first-ever Metropolitan Division crown. It marks just the second time in team history the Penguins have won back-to-back division titles.
- Pittsburgh establishes a franchise-record 13-game home winning streak between Nov. 15-Jan. 15.
- For just the second time in team history the Penguins finish the regular season with the NHL's top power-play unit, converting a league-high 23.4 percent of their man-advantage opportunities.
- Sidney Crosby captures the Art Ross Trophy as the NHL's leading scorer, the Hart Memorial Trophy as league MVP and his second-straight Ted Lindsay Award as the NHL's most outstanding player as voted by his peers.
- Head coach Dan Bylsma establishes a franchise record by winning his 233rd career game on Jan. 7 at Vancouver, surpassing Eddie Johnston for the top spot.
- Pittsburgh plays its third outdoor game on March 1 against the Chicago Blackhawks at historic Soldier Field.

## TRANSACTIONS

**June 12, 2013** - Head coach Dan Bylsma signed a two-year contract extension through 2014-15; assistant coaches Tony Granato and Todd Reirden also received extensions through 2014-15.

**June 13, 2013** - Evgeni Malkin signed an eight-year contract extension that began with the 2014-15 season and runs through 2021-22.

**July 2, 2013** - Kris Letang signed an eight-year contract extension that began with the 2014-15 season and runs through 2021-22.

**July 5, 2013** - Rob Scuderi signed as a free agent to a four-year contract.

**Oct. 2, 2013** - Chuck Kobasew signed as a free agent to a one-year contract.

**Dec. 21, 2013** - Jeff Zatkoff signed to a two-year contract extension through 2015-16.

**Jan. 2, 2014** - Claimed Taylor Pyatt off waivers from the New York Rangers.

**Mar. 5, 2014** - Obtained Marcel Goc from Florida for a 2014 fifth-round draft pick and a 2015 third-round draft pick; Obtained Lee Stempniak from Calgary for a 2014 third-round draft pick.

## GOALTENDERS

GOALIE	W-L-O	GP	MP	GA	SO	GAA
Marc-Andre Fleury	39-18-5	64	3792	150	5	2.37
Jeff Zatkoff	12-6-2	20	1171	51	1	2.61
<b>TOTALS</b>	<b>51-24-7</b>	<b>82</b>	<b>4986</b>	<b>204</b>	<b>6</b>	<b>2.45</b>

## SCORING

PLAYERS	GP	G	A	PTS	PIM
Sidney Crosby	80	36	68	104	46
Evgeni Malkin	60	23	49	72	62
Chris Kunitz	78	35	33	68	66
James Neal	59	27	34	61	55
Jussi Jokinen	81	21	36	57	18
Matt Niskanen	81	10	36	46	51
Olli Maatta	78	9	20	29	14
Brandon Sutter	81	13	13	26	12
Kris Letang	37	11	11	22	16
Pascal Dupuis	39	7	13	20	8
Brian Gibbons	41	5	12	17	6
Paul Martin	39	3	12	15	10
Joe Vitale	53	1	13	14	29
Tanner Glass	67	4	9	13	90
Brooks Orpik	72	2	11	13	46
Deryk Engelland	56	6	6	12	58
Craig Adams	82	5	6	11	46
Lee Stempniak	21	4	7	11	4
Robert Bortuzzo	54	0	10	10	74
Jayson Megna	36	5	4	9	6
Beau Bennett	21	3	4	7	0
Chris Conner	19	4	1	5	2
Simon Despres	34	0	5	5	26
Taylor Pyatt	34	4	0	4	10
Rob Scuderi	53	0	4	4	2
Chuck Kobasew	33	2	0	2	15
Harry Zolnierczyk	13	2	0	2	12
Marcel Goc	12	0	2	2	4
Jeff Zatkoff	20	0	1	1	0
Dustin Jeffrey	10	0	1	1	2
Andrew Ebbett	9	0	1	1	0
Matt D'Agostini	8	0	1	1	4
Brian Dumoulin	6	0	1	1	4
Marc-Andre Fleury	64	0	0	0	4
Zach Sill	20	0	0	0	12
Philip Samuelsson	5	0	0	0	0
Adam Payerl	2	0	0	0	2
Nick Drazenovic	1	0	0	0	2
Pierre-Luc Leblond	1	0	0	0	0

## GAMES

DATE	RESULT	SCORE	OPPONENT
Oct. 3	W	3-0	NEW JERSEY
Oct. 5	W	4-1	BUFFALO
Oct. 8	W	5-2	CAROLINA
Oct. 11	L	3-6	Florida
Oct. 12	W	5-4	Tampa Bay
Oct. 15	W	3-2	EDMONTON
Oct. 17	W	4-1	Philadelphia
Oct. 19	SOW	4-3*	VANCOUVER
Oct. 21	L	0-1	COLORADO
Oct. 25	L	3-4	NY ISLANDERS
Oct. 26	L	1-4	Toronto
Oct. 28	W	3-1	Carolina
Oct. 30	W	3-2	BOSTON
Nov. 1	W	4-2	COLUMBUS
Nov. 2	W	3-0	Columbus
Nov. 6	L	1-5	NY Rangers
Nov. 9	L	1-2	St. Louis
Nov. 13	L	1-2	PHILADELPHIA
Nov. 15	W	4-1	NASHVILLE
Nov. 16	L	1-4	New Jersey
Nov. 18	W	3-1	ANAHEIM
Nov. 20	W	4-0	Washington
Nov. 22	W	4-3	NY ISLANDERS
Nov. 23	L	2-3	Montreal
Nov. 25	OTL	3-4*	Boston
Nov. 27	SOW	6-5*	TORONTO
Nov. 29	W	3-0	Tampa Bay
Nov. 30	W	5-1	Florida
Dec. 3	OTW	3-2*	NY Islanders
Dec. 5	W	5-1	SAN JOSE
Dec. 7	L	2-3	Boston
Dec. 9	W	2-1	COLUMBUS
Dec. 13	W	3-2	NEW JERSEY
Dec. 14	W	4-1	Detroit
Dec. 16	W	3-1	TORONTO
Dec. 18	SOW	4-3*	NY Rangers
Dec. 19	W	5-2	MINNESOTA
Dec. 21	W	4-3	CALGARY
Dec. 23	L	0-5	Ottawa
Dec. 27	OTW	4-3*	Carolina
Dec. 29	W	5-3	Columbus
Dec. 31	L	1-2	New Jersey

DATE	RESULT	SCORE	OPPONENT
Jan. 3	W	5-2	NY Rangers
Jan. 5	W	6-5	WINNIPEG
Jan. 7	SOW	5-4*	Vancouver
Jan. 10	OTL	3-4*	Edmonton
Jan. 11	W	2-1	Calgary
Jan. 15	W	4-3	WASHINGTON
Jan. 20	L	1-5	FLORIDA
Jan. 22	W	5-1	MONTREAL
Jan. 23	W	6-4	NY Islanders
Jan. 25	L	0-3	Dallas
Jan. 27	W	3-0	BUFFALO
Jan. 30	W	4-1	Los Angeles
Feb. 1	L	1-3	Phoenix
Feb. 3	OTW	2-1*	OTTAWA
Feb. 5	W	5-1	Buffalo
Feb. 7	SOL	3-4*	NY RANGERS
Feb. 27	SOL	5-6*	MONTREAL
Mar. 1	L	1-5	Chicago
Mar. 4	W	3-1	Nashville
Mar. 6	L	3-5	San Jose
Mar. 7	SOW	3-2*	Anaheim
Mar. 10	W	3-2	Washington
Mar. 11	W	2-0	WASHINGTON
Mar. 15	L	0-4	Philadelphia
Mar. 16	L	3-4	PHILADELPHIA
Mar. 18	W	5-1	DALLAS
Mar. 20	OTL	4-5*	Detroit
Mar. 22	OTW	4-3*	TAMPA BAY
Mar. 23	L	0-1	ST. LOUIS
Mar. 25	L	2-3	PHOENIX
Mar. 27	L	2-3	LOS ANGELES
Mar. 28	W	2-1	Columbus
Mar. 30	W	4-1	CHICAGO
Apr. 1	L	1-4	CAROLINA
Apr. 3	W	4-2	Winnipeg
Apr. 5	L	0-4	Minnesota
Apr. 6	SOW	3-2*	Colorado
Apr. 9	SOW	4-3*	DETROIT
Apr. 12	OTL	3-4*	PHILADELPHIA
Apr. 13	SOL	2-3*	OTTAWA

Home games in all CAPS \* - Overtime

# 2014-15

## HIGHLIGHTS

- Mike Johnston becomes the ninth coach in franchise history to win his debut behind the bench when the Penguins defeat Anaheim, 6-4, on opening night.
- Pittsburgh's 10 wins during the month of November equal a franchise record for that month (also 2010, 1995). Pittsburgh led or was tied for 693:39 of 858:25 minutes (80.8%).
- Marc-Andre Fleury becomes the third-fastest and third-youngest goaltender to win 300 games following Pittsburgh's 3-2 overtime win in Boston on Nov. 24. His 10 shutouts led the NHL and set a Penguins' single-season mark.
- Craig Adams establishes the longest consecutive games played streak in team history when he appeared in his 314th-straight contest on Dec. 6 (streak ends at 319 games).
- Hall of Fame broadcaster Mike Lange celebrates his 40th season as the 'Voice of the Penguins.'
- Kris Letang is nominated for the Masterton Trophy following an inspirational comeback from a stroke the season before. Letang finishes as a runner-up behind eventual winner Devan Dubnyk of the Minnesota Wild.

## TRANSACTIONS

- June 27, 2014** - Obtained Patric Hornqvist and Nick Spaling from Nashville for James Neal.
- July 1, 2014** - Christian Ehrhoff, Blake Comeau and Thomas Greiss signed as free agents to one-year contracts.
- July 2, 2014** - Steve Downie signed as a free agent to a one-year contract.
- Nov. 5, 2014** - Marc-Andre Fleury signed to a four-year contract extension through 2018-19.
- Dec. 5, 2014** - Obtained Rob Klinkhammer from Arizona for Philip Samuelsson.
- Jan. 2, 2015** - Obtained David Perron from Edmonton for Rob Klinkhammer and a 2015 first-round draft pick.
- Jan. 14, 2015** - Claimed Mark Arcobello off waivers from Nashville.
- Jan. 27, 2015** - Obtained Maxim Lapierre from St. Louis for Marcel Goc.
- Feb. 25, 2015** - Obtained Daniel Winnik from Toronto for Zach Sill, a 2015 fourth-round draft pick and a 2016 second-round draft pick.
- Mar. 2, 2015** - Obtained Ben Lovejoy from Anaheim for Simon Despres; Obtained Ian Cole from St. Louis for Robert Bortuzzo and a 2016 seventh-round draft pick.

## GOALTENDERS

GOALIE	W-L-O	GP	MP	GA	SO	GAA
Jeff Zatkoff	0-1-0	1	37	1	0	1.63
Marc-Andre Fleury	34-20-9	64	3776	146	10	2.32
Thomas Greiss	9-6-3	20	1159	50	0	2.59
<b>TOTALS</b>	<b>43-27-12</b>	<b>82</b>	<b>5001</b>	<b>204</b>	<b>10</b>	<b>2.45</b>

## SCORING

PLAYERS	GP	G	A	PTS	PIM
Sidney Crosby	77	28	56	84	47
Evgeni Malkin	69	28	42	70	60
Kris Letang	69	11	43	54	79
Patric Hornqvist	64	25	26	51	38
Chris Kunitz	74	17	23	40	56
Brandon Sutter	80	21	12	33	14
Blake Comeau	61	16	15	31	65
Steve Downie	72	14	14	28	238
Nick Spaling	82	9	18	27	26
David Perron	43	12	10	22	42
Paul Martin	74	3	17	20	20
Simon Despres	59	2	15	17	64
Christian Ehrhoff	49	3	11	14	26
Beau Bennett	49	4	8	12	16
Pascal Dupuis	16	6	5	11	4
Rob Scuderi	82	1	9	10	17
Daniel Winnik	21	2	7	9	8
Olli Maatta	20	1	8	9	10
Ian Cole	20	1	7	8	7
Derrick Pouliot	34	2	5	7	4
Craig Adams	70	1	6	7	44
Marcel Goc	43	2	4	6	4
Robert Bortuzzo	38	2	4	6	68
Andrew Ebbett	24	1	5	6	2
Ben Lovejoy	20	1	2	3	8
Zach Sill	42	1	2	3	60
Rob Klinkhammer	10	1	2	3	0
Bryan Rust	14	1	1	2	4
Mark Arcobello	10	0	2	2	2
Maxim Lapierre	35	0	2	2	16
Brian Dumoulin	8	1	0	1	2
Jayson Megna	12	0	1	1	14
Marc-Andre Fleury	64	0	1	1	6
Thomas Greiss	20	0	0	0	0
Bobby Farnham	11	0	0	0	24
Scott Harrington	10	0	0	0	4
Taylor Chorney	7	0	0	0	0
Dominik Uher	2	0	0	0	0
Scott Wilson	1	0	0	0	0
Jeff Zatkoff	1	0	0	0	0

## GAMES

DATE	RESULT	SCORE	OPPONENT
Oct. 9	W	6-4	ANAHEIM
Oct. 11	W	5-2	Toronto
Oct. 16	L	2-3	DALLAS
Oct. 18	W	3-1	NY ISLANDERS
Oct. 22	L	3-5	PHILADELPHIA
Oct. 23	OTL	3-4*	Detroit
Oct. 25	W	3-0	Nashville
Oct. 28	W	8-3	NEW JERSEY
Oct. 30	W	3-0	LOS ANGELES
Nov. 1	W	5-0	BUFFALO
Nov. 4	W	4-1	Minnesota
Nov. 6	SOW	4-3*	Winnipeg
Nov. 8	W	6-1	Buffalo
Nov. 11	L	0-5	NY Rangers
Nov. 14	W	2-1	Toronto
Nov. 15	SOW	3-2*	NY RANGERS
Nov. 18	W	4-0	Montreal
Nov. 21	SOL	4-5*	NY ISLANDERS
Nov. 22	L	1-4	NY Islanders
Nov. 24	OTW	3-2*	Boston
Nov. 26	OTW	4-3*	TORONTO
Nov. 28	L	2-4	CAROLINA
Nov. 29	W	3-2	Carolina
Dec. 2	W	1-0	NEW JERSEY
Dec. 4	L	0-3	VANCOUVER
Dec. 6	W	3-2	OTTAWA
Dec. 8	OTL	3-4*	NY Rangers
Dec. 12	W	3-1	CALGARY
Dec. 13	SOL	3-4*	Columbus
Dec. 15	W	4-2	TAMPA BAY
Dec. 18	OTW	1-0*	COLORADO
Dec. 20	W	3-1	FLORIDA
Dec. 22	SOL	3-4*	Florida
Dec. 23	L	3-4	Tampa Bay
Dec. 27	L	0-3	WASHINGTON
Dec. 29	L	1-3	New Jersey
Dec. 31	W	2-1	CAROLINA
Jan. 2	W	6-3	TAMPA BAY
Jan. 3	L	1-4	MONTREAL
Jan. 7	OTL	2-3*	BOSTON
Jan. 10	OTW	2-1*	Montreal
Jan. 13	W	7-2	MINNESOTA

DATE	RESULT	SCORE	OPPONENT
Jan. 16	L	3-6	NY Islanders
Jan. 18	L	2-5	NY RANGERS
Jan. 20	OTL	2-3*	Philadelphia
Jan. 21	SOL	2-3*	CHICAGO
Jan. 27	W	5-3	WINNIPEG
Jan. 28	L	0-4	Washington
Jan. 30	OTW	2-1*	New Jersey
Feb. 1	L	0-4	NASHVILLE
Feb. 4	W	2-0	Edmonton
Feb. 6	W	4-0	Calgary
Feb. 7	L	0-5	Vancouver
Feb. 11	W	4-1	DETROIT
Feb. 12	SOW	5-4*	Ottawa
Feb. 15	SOL	1-2*	Chicago
Feb. 17	L	1-3	WASHINGTON
Feb. 19	L	1-2	COLUMBUS
Feb. 21	W	4-2	St. Louis
Feb. 22	W	5-1	FLORIDA
Feb. 25	W	4-3	Washington
Mar. 1	W	5-3	COLUMBUS
Mar. 4	L	1-3	Colorado
Mar. 6	W	5-2	Anaheim
Mar. 7	OTW	1-0*	Los Angeles
Mar. 9	SOL	1-2*	San Jose
Mar. 12	W	6-4	EDMONTON
Mar. 14	L	0-2	BOSTON
Mar. 15	L	1-5	DETROIT
Mar. 17	L	0-2	New Jersey
Mar. 19	L	1-2	Dallas
Mar. 21	W	3-1	Arizona
Mar. 24	OTL	2-3*	ST. LOUIS
Mar. 26	L	2-5	Carolina
Mar. 28	W	3-2	ARIZONA
Mar. 29	SOW	3-2*	SAN JOSE
Apr. 1	L	1-4	PHILADELPHIA
Apr. 4	L	3-5	Columbus
Apr. 5	L	1-4	Philadelphia
Apr. 7	OTL	3-4*	Ottawa
Apr. 10	L	1-3	NY ISLANDERS
Apr. 11	W	2-0	Buffalo

Home games in all CAPS \* - Overtime

# 2015-16

## HIGHLIGHTS

- The Penguins defeat the NY Rangers [4-1], Washington [4-2], Tampa Bay [4-3] and San Jose [4-2] to win their fourth Stanley Cup.
- Sidney Crosby wins the Conn Smythe Trophy as playoff MVP.
- Jim Rutherford wins the NHL GM of the Year Award. He also becomes the first GM in the post-1967 NHL Expansion Era to win the Stanley Cup with multiple franchises [Carolina, 2006].
- Goalie Matt Murray wins 15 playoff games, equaling the NHL record for playoff wins by a rookie goaltender.
- The Penguins establish team records for most home playoff wins [9], playoff overtime wins [4] and playoff overtime games played [7] in a single postseason.
- Mike Sullivan becomes the sixth American-born head coach to win the Stanley Cup, joining a list that includes previous Penguins head coaches Bob Johnson and Dan Bylsma.
- Mike Sullivan named head coach on Dec. 12, 2015.
- Pittsburgh establishes a franchise record by winning eight consecutive road games between March 11 and April 7. The streak was the longest in the NHL during the 2015-16 campaign.
- Veteran forward Pascal Dupuis announces that he would no longer play hockey due to complications from his blood clots on Dec. 8.

## TRANSACTIONS

**July 1, 2015** - Obtained Phil Kessel, Tyler Biggs, Tim Erixon and a 2016 second-round draft pick from Toronto for Nick Spaling, Kasperii Kapanen, Scott Harrington and 2016 first- and third-round draft picks.

**July 28, 2015** - Obtained Nick Bonino, Adam Clendening and a 2016 second-round pick from Vancouver for Brandon Sutter and a 2016 third-round draft pick; Eric Fehr signed as a free agent to a three-year contract.

**Aug. 6, 2015** - Matt Cullen signed as a free agent to a one-year contract.

**Dec. 14, 2015** - Obtained Trevor Daley from Chicago for Rob Scuderi.

**Jan. 16, 2016** - Obtained Carl Hagelin from Anaheim for David Perron and Adam Clendening.

**Feb. 26, 2016** - Olli Maatta signed to a six-year contract extension.

**Feb. 27, 2016** - Obtained Justin Schultz from Edmonton for a 2016 third-round draft pick.

**Mar. 14, 2016** - Bryan Rust, Scott Wilson and Tom Kuhnhackl signed to two-year contract extensions.

## GOALTENDERS

GOALIE	W-L-O	GP	MP	GA	SO	GAA
Matt Murray	9-2-1	13	749	25	1	2.00
Marc-Andre Fleury	35-17-6	58	3463	132	5	2.29
Jeff Zatkoff	4-7-1	14	732	34	0	2.79
<b>TOTALS</b>	<b>48-26-8</b>	<b>82</b>	<b>4944</b>	<b>191</b>	<b>6</b>	<b>2.32</b>

## SCORING

PLAYERS	GP	G	A	PTS	PIM
Sidney Crosby	80	36	49	85	42
Kris Letang	71	16	51	67	66
Phil Kessel	82	26	33	59	18
Evgeni Malkin	57	27	31	58	65
Patric Hornqvist	82	22	29	51	36
Chris Kunitz	80	17	23	40	41
Matt Cullen	82	16	16	32	20
Nick Bonino	63	9	20	29	31
Carl Hagelin	37	10	17	27	18
Trevor Daley	53	6	16	22	26
Olli Maatta	67	6	13	19	22
David Perron	43	4	12	16	28
Brian Dumoulin	79	0	16	16	14
Tom Kuhnhackl	42	5	10	15	24
Eric Fehr	55	8	6	14	19
Beau Bennett	33	6	6	12	10
Ian Cole	70	0	12	12	59
Bryan Rust	41	4	7	11	12
Connor Sheary	44	7	3	10	8
Ben Lovejoy	66	4	6	10	30
Justin Schultz	18	1	7	8	2
Derrick Pouliot	22	0	7	7	2
Scott Wilson	24	5	1	6	12
Pascal Dupuis	18	2	2	4	12
Oskar Sundqvist	18	1	3	4	4
Rob Scuderi	25	0	4	4	8
Kevin Porter	41	0	3	3	0
Daniel Sprong	18	2	0	2	0
Sergei Plotnikov	32	0	2	2	20
David Warsofsky	12	1	0	1	0
Adam Clendening	9	0	1	1	10
Marc-Andre Fleury	58	0	1	1	2
Tom Sestito	4	0	1	1	19
Dominik Simon	3	0	1	1	0
Josh Archibald	1	0	0	0	0
Bobby Farnham	3	0	0	0	5
Kael Moullierat	1	0	0	0	2
Matt Murray	13	0	0	0	0
Jeff Zatkoff	14	0	0	0	0



## GAMES

DATE	RESULT	SCORE	OPPONENT
Oct. 8	L	0-3	Dallas
Oct. 10	L	1-2	Arizona
Oct. 13	L	2-3	MONTREAL
Oct. 15	W	2-0	OTTAWA
Oct. 17	W	2-1	TORONTO
Oct. 20	OTW	3-2*	FLORIDA
Oct. 22	L	1-4	DALLAS
Oct. 24	OTW	2-1*	Nashville
Oct. 28	W	3-1	Washington
Oct. 29	W	4-3	BUFFALO
Oct. 31	W	4-0	Toronto
Nov. 4	W	3-2	Vancouver
Nov. 6	W	2-1	Edmonton
Nov. 7	L	2-5	Calgary
Nov. 11	SOW	4-3*	MONTREAL
Nov. 13	L	1-2	COLUMBUS
Nov. 14	L	0-4	New Jersey
Nov. 17	W	4-3	MINNESOTA
Nov. 19	W	4-3	COLORADO
Nov. 21	L	1-3	SAN JOSE
Nov. 25	OTW	4-3*	ST. LOUIS
Nov. 27	OTL	1-2*	Columbus
Nov. 28	SOL	2-3*	EDMONTON
Dec. 1	W	5-1	San Jose
Dec. 5	L	3-5	Los Angeles
Dec. 6	L	1-2	Anaheim
Dec. 9	W	4-2	Colorado
Dec. 11	SOL	2-3*	LOS ANGELES
Dec. 14	L	1-4	WASHINGTON
Dec. 16	L	0-3	Boston
Dec. 18	L	2-6	BOSTON
Dec. 19	L	1-2	CAROLINA
Dec. 21	W	5-2	COLUMBUS
Dec. 26	W	3-1	Minnesota
Dec. 27	L	0-1	Winnipeg
Dec. 30	SOL	2-3*	TORONTO
Dec. 31	W	5-2	Detroit
Jan. 2	W	5-2	NY ISLANDERS
Jan. 5	OTL	2-3*	CHICAGO
Jan. 6	L	1-3	Chicago
Jan. 9	W	3-1	Montreal
Jan. 12	OTL	2-3*	Carolina

DATE	RESULT	SCORE	OPPONENT
Jan. 15	OTL	4-5*	Tampa Bay
Jan. 17	W	5-0	CAROLINA
Jan. 18	L	2-5	St. Louis
Jan. 21	W	4-3	PHILADELPHIA
Jan. 23	W	5-4	VANCOUVER
Jan. 26	W	2-0	NEW JERSEY
Feb. 2	W	6-5	OTTAWA
Feb. 5	L	3-6	Tampa Bay
Feb. 6	OTW	3-2*	Florida
Feb. 8	W	6-2	ANAHEIM
Feb. 10	L	0-3	NY RANGERS
Feb. 12	SOW	2-1*	Carolina
Feb. 15	SOL	1-2*	Florida
Feb. 18	W	6-3	DETROIT
Feb. 20	L	2-4	TAMPA BAY
Feb. 21	W	4-3	Buffalo
Feb. 24	L	1-5	Boston
Feb. 27	W	4-1	WINNIPEG
Feb. 29	W	6-0	ARIZONA
Mar. 1	L	2-3	Washington
Mar. 3	W	4-1	NY RANGERS
Mar. 5	L	2-4	CALGARY
Mar. 6	W	6-1	New Jersey
Mar. 8	L	1-2	NY Islanders
Mar. 11	W	3-2	Columbus
Mar. 13	W	5-3	NY Rangers
Mar. 15	SOW	2-1*	NY ISLANDERS
Mar. 17	W	4-2	CAROLINA
Mar. 19	W	4-1	Philadelphia
Mar. 20	W	6-2	WASHINGTON
Mar. 24	L	0-3	NEW JERSEY
Mar. 26	W	7-2	Detroit
Mar. 27	OTW	3-2*	NY Rangers
Mar. 29	SOW	5-4*	BUFFALO
Mar. 31	W	5-2	NASHVILLE
Apr. 2	W	5-0	NY Islanders
Apr. 3	W	6-2	PHILADELPHIA
Apr. 5	W	5-3	Ottawa
Apr. 7	OTW	4-3*	Washington
Apr. 9	L	1-3	Philadelphia

Home games in all CAPS \* - Overtime

**48-26-8, 2ND, METROPOLITAN DIVISION, STANLEY CUP CHAMPIONS**

# 2016-17

## HIGHLIGHTS

- The Penguins defeat Columbus [4-1], Washington [4-3], Ottawa [4-3] and Nashville [4-2] to win their fifth Stanley Cup.
- Pittsburgh becomes the first team to repeat as Stanley Cup champions since the 1997-98 Detroit Red Wings. The Penguins join the Edmonton Oilers as the only non-Original Six franchises with five Stanley Cups.
- Head coach Mike Sullivan becomes the first American-born head coach to win multiple Stanley Cups. GM Jim Rutherford is just the seventh GM since the 1967 Expansion Era to win three Cups.
- Sidney Crosby wins the Conn Smythe Trophy as playoff MVP for a second-straight season. Crosby joins Mario Lemieux [1991-92] and Bernie Parent [1974-75] as the only players to win the award in consecutive seasons.
- Pittsburgh sets a club record by winning 10 playoff home games, and the Pens equal the club single-playoff record with 13 total home games. Pittsburgh's 49 overall games played, and 26 home games, in a two-year period are the most in NHL playoff history.
- During the regular season, Sidney Crosby leads the NHL with 44 goals, winning his second Maurice "Rocket" Richard Trophy. Crosby reached the 1,000-point mark on Feb. 16, 2017 when he set up a Chris Kunitz goal. Crosby hit the milestone in 757 games, making him the 12th-fastest player all-time to do so.
- The Penguins celebrate their 50th anniversary season with a season-long celebration that includes several theme nights honoring players, coaches and staff members from the first 50 years. The Pens also unveil a 50th anniversary documentary, "Pittsburgh is Home."

## TRANSACTIONS

**Oct. 20, 2016** - Matt Murray signed to a three-year contract extension that runs through the 2019-20 campaign.

**Nov. 2, 2016** - Obtained a 2017 fifth-round draft pick from Ottawa for Mike Condon.

**Dec. 26, 2016** - Mike Sullivan signed to a three-year contract extension that runs through the 2019-20 campaign.

**Feb. 23, 2017** - Obtained Ron Hainsey from Carolina for Danny Kristo and a 2017 second-round draft pick.

**Mar. 1, 2017** - Obtained Mark Streit from Tampa Bay for a 2018 fourth-round draft pick; Obtained Frank Corrado from Toronto for Eric Fehr, Steve Oleksy and a 2017 fourth-round draft pick.

**Mar. 14, 2017** - Zach Aston-Reese signed to a two-year, entry-level contract.

## GOALTENDERS

GOALIE	W-L-O	GP	MP	GA	SO	GAA
Mike Condon	0-0-0	1	20	0	0	0.00
Matt Murray	32-10-4	49	2766	111	4	2.41
Marc-Andre Fleury	18-10-7	38	2125	107	1	3.02
Tristan Jarry	0-1-0	1	59	3	0	3.06
<b>TOTALS</b>	<b>50-21-11</b>	<b>82</b>	<b>4989</b>	<b>229</b>	<b>5</b>	<b>2.75</b>

## SCORING

PLAYERS	GP	G	A	PTS	PIM
Sidney Crosby	75	44	45	89	24
Evgeni Malkin	62	33	39	72	77
Phil Kessel	82	23	47	70	20
Conor Sheary	61	23	30	53	22
Justin Schultz	78	12	39	51	34
Patric Hornqvist	70	21	23	44	28
Nick Bonino	80	18	19	37	16
Kris Letang	41	5	29	34	32
Jake Guentzel	40	16	17	33	10
Matt Cullen	72	13	18	31	30
Chris Kunitz	71	9	20	29	36
Bryan Rust	57	15	13	28	8
Scott Wilson	78	8	18	26	32
Ian Cole	81	5	21	26	72
Carl Hagelin	61	6	16	22	16
Trevor Daley	56	5	14	19	37
Tom Kuhnhackl	57	4	12	16	18
Brian Dumoulin	70	1	14	15	14
Eric Fehr	52	6	5	11	14
Chad Ruhwedel	34	2	8	10	8
Carter Rowney	27	3	4	7	4
Olli Maatta	55	1	6	7	12
Mark Streit	19	1	5	6	6
Cameron Gaunce	12	1	3	4	13
Josh Archibald	10	3	0	3	4
Ron Hainsey	16	0	3	3	4
Tom Sestito	13	0	2	2	48
Matt Murray	49	0	2	2	0
Dominik Simon	2	0	1	1	0
David Warsofsky	7	0	1	1	6
Steve Oleksy	11	0	1	1	24
Marc-Andre Fleury	38	0	0	0	6
Derrick Pouliot	11	0	0	0	4
Jean-Sebastien Dea	1	0	0	0	2
Frank Corrado	2	0	0	0	2
Oskar Sundqvist	10	0	0	0	2
Kevin Porter	2	0	0	0	0
Tristan Jarry	1	0	0	0	0
Mike Condon	1	0	0	0	0

## GAMES

DATE	RESULT	SCORE	OPPONENT
Oct. 13	SOW	3-2*	WASHINGTON
Oct. 15	W	3-2	ANAHEIM
Oct. 17	OTL	3-4*	COLORADO
Oct. 18	L	0-4	Montreal
Oct. 20	W	3-2	SAN JOSE
Oct. 22	L	1-5	Nashville
Oct. 25	W	3-2	FLORIDA
Oct. 27	W	4-2	NY ISLANDERS
Oct. 29	W	5-4	Philadelphia
Nov. 2	W	5-1	Anaheim
Nov. 3	OTL	2-3*	Los Angeles
Nov. 5	W	5-0	San Jose
Nov. 8	W	4-3	EDMONTON
Nov. 10	L	2-4	MINNESOTA
Nov. 12	W	4-1	TORONTO
Nov. 16	L	1-7	Washington
Nov. 18	OTW	3-2*	NY Islanders
Nov. 19	SOL	1-2*	Buffalo
Nov. 21	L	2-5	NY RANGERS
Nov. 23	W	6-1	NY Rangers
Nov. 25	L	2-6	Minnesota
Nov. 26	SOW	4-3*	NEW JERSEY
Nov. 30	L	3-5	NY Islanders
Dec. 1	W	6-2	DALLAS
Dec. 3	W	5-3	DETROIT
Dec. 5	W	8-5	OTTAWA
Dec. 8	W	5-1	Florida
Dec. 10	W	4-3	Tampa Bay
Dec. 12	W	7-0	ARIZONA
Dec. 14	OTW	4-3*	BOSTON
Dec. 16	OTL	0-1*	LOS ANGELES
Dec. 17	OTL	1-2*	Toronto
Dec. 20	W	7-2	NY RANGERS
Dec. 22	L	1-7	Columbus
Dec. 23	W	4-1	NEW JERSEY
Dec. 27	W	5-2	New Jersey
Dec. 28	W	3-2	CAROLINA
Dec. 31	OTW	4-3*	MONTREAL
Jan. 8	W	6-2	TAMPA BAY
Jan. 11	L	2-5	Washington
Jan. 12	L	1-4	Ottawa
Jan. 14	L	3-6	Detroit

DATE	RESULT	SCORE	OPPONENT
Jan. 16	OTW	8-7*	WASHINGTON
Jan. 18	W	4-1	Montreal
Jan. 20	W	7-1	Carolina
Jan. 22	W	5-1	BOSTON
Jan. 24	L	0-3	ST. LOUIS
Jan. 26	L	3-4	Boston
Jan. 31	W	4-2	NASHVILLE
Feb. 3	OTW	4-3*	COLUMBUS
Feb. 4	W	4-1	St. Louis
Feb. 7	SOL	2-3*	CALGARY
Feb. 9	W	4-1	Colorado
Feb. 11	OTL	3-4*	Arizona
Feb. 14	W	4-0	VANCOUVER
Feb. 16	OTW	4-3*	WINNIPEG
Feb. 17	OTL	1-2*	Columbus
Feb. 19	L	2-5	DETROIT
Feb. 21	W	3-1	Carolina
Feb. 25	W	4-2	PHILADELPHIA
Feb. 28	L	2-3	Dallas
Mar. 1	L	1-4	Chicago
Mar. 3	W	5-2	TAMPA BAY
Mar. 5	W	4-3	BUFFALO
Mar. 8	W	7-4	Winnipeg
Mar. 10	SOW	3-2*	Edmonton
Mar. 11	W	3-0	Vancouver
Mar. 13	SOL	3-4*	Calgary
Mar. 15	L	0-4	Philadelphia
Mar. 17	W	6-4	NEW JERSEY
Mar. 19	W	4-0	FLORIDA
Mar. 21	W	3-1	Buffalo
Mar. 23	SOL	1-2*	Ottawa
Mar. 24	SOL	3-4*	NY ISLANDERS
Mar. 26	L	2-6	PHILADELPHIA
Mar. 29	L	1-5	CHICAGO
Mar. 31	SOW	4-3	NY Rangers
Apr. 2	W	3-2	CAROLINA
Apr. 4	W	4-1	COLUMBUS
Apr. 6	W	7-4	New Jersey
Apr. 8	L	3-5	Toronto
Apr. 9	L	2-3	NY Rangers

Home games in all CAPS \* - Overtime

50-21-11, 2ND, METROPOLITAN DIVISION, STANLEY CUP CHAMPIONS

# 2017-18

## HIGHLIGHTS

- The Penguins extend their streak of consecutive playoff appearances to a club-record 12-straight years. Pittsburgh's First Round series win against Philadelphia was the club's ninth-straight playoff series win, equaling the club mark originally set from 1991-93. The Penguins join the Montreal Canadiens as the only NHL teams to record two playoff series victory streaks of that length.
- Pittsburgh sets a club record by converting at a 26.2-percent clip on the power play. That is the highest mark in a full season since the Calgary Flames (27.7 percent) in 1989-90.
- Evgeni Malkin, Phil Kessel and Sidney Crosby wrap up the season ranked inside the NHL's top-10 regular-season scoring leaders.
- The Penguins celebrate their 500th consecutive sellout on Dec. 11 against the Colorado Avalanche.
- Crosby sets the franchise record for playoff points (173) and Kris Letang establishes club records for a defenseman with his 73rd point and 58th assist during the Penguins' playoff run.

## TRANSACTIONS

**June 23, 2017** - Obtained Ryan Reaves and a 2017 second-round draft pick from St. Louis for Oskar Sundqvist and a 2017 first-round draft pick.

**July 1, 2017** - Matt Hunwick signed as a free agent to a three-year contract and Antti Niemi signed as a free agent to a one-year contract.

**Oct. 3, 2017** - Obtained Andrey Pedan and a 2018 fourth-round draft pick from Vancouver for Derrick Pouliot.

**Oct. 21, 2017** - Obtained Riley Sheahan and a 2018 fifth-round draft pick from Detroit for Scott Wilson and a 2018 third-round draft pick.

**Dec. 19, 2017** - Obtained Jamie Oleksiak from Dallas for a 2019 conditional fourth-round draft pick; Obtained Michael Leighton and a 2019 fourth-round draft pick from Arizona for Josh Archibald, Sean Maguire and a 2019 sixth-round draft pick.

**Feb. 23, 2018** - Obtained Derick Brassard, Tobias Lindberg, Vincent Dunn and a 2018 third-round draft pick from Ottawa and Vegas (three-team trade). Ian Cole, Filip Gustavsson, a 2018 first-round draft pick and a 2019 third-round draft pick sent to Ottawa. Ryan Reaves and a 2018 fourth-round draft pick sent to Vegas.

**Feb. 26, 2018** - Obtained Josh Jooris from Carolina for Greg McKegg.

**Feb. 27, 2018** - Patric Hornqvist signed to a five-year contract extension that runs through the 2022-23 campaign.

## GOALTENDERS

GOALIE	W-L-O	GP	MP	GA	SO	GAA
Casey DeSmith	6-4-1	14	700	28	1	2.40
Matt Murray	27-16-3	49	2733	133	1	2.92
Tristan Jarry	14-6-2	26	1364	63	2	2.77
Antti Niemi	0-3-0	3	128	16	0	7.50
<b>TOTALS</b>	<b>47-29-6</b>	<b>82</b>	<b>4966</b>	<b>248</b>	<b>4</b>	<b>3.00</b>

## SCORING

PLAYERS	GP	G	A	PTS	PIM
Evgeni Malkin	78	42	56	98	87
Phil Kessel	82	34	58	92	36
Sidney Crosby	82	29	60	89	46
Kris Letang	79	9	42	51	56
Patric Hornqvist	70	29	20	49	58
Jake Guentzel	82	22	26	48	42
Bryan Rust	69	13	25	38	26
Riley Sheahan	73	11	21	32	4
Carl Hagelin	81	10	21	31	28
Conor Sheary	79	18	12	30	10
Olli Maatta	82	7	22	29	28
Justin Schultz	63	4	23	27	14
Brian Dumoulin	80	5	13	18	30
Jamie Oleksiak	47	4	10	14	69
Ian Cole	47	3	10	13	52
Dominik Simon	33	4	8	12	16
Matt Hunwick	42	4	6	10	21
Ryan Reaves	58	4	4	8	84
Derick Brassard	14	3	5	8	4
Tom Kuhnhackl	69	2	6	8	6
Zach Aston-Reese	16	4	2	6	2
Carter Rowney	44	2	3	5	4
Chad Ruhwedel	44	2	3	5	16
Greg McKegg	26	2	2	4	8
Daniel Sprong	8	2	1	3	0
Tristan Jarry	26	0	2	2	4
Jean-Sebastien Dea	5	1	0	1	2
Matt Murray	49	0	1	1	2
Antti Niemi	3	0	1	1	0
Josh Jooris	9	0	0	0	0
Frank Corrado	5	0	0	0	2
Josh Archibald	3	0	0	0	0
Zach Trotman	3	0	0	0	0
Scott Wilson	3	0	0	0	0
Casey DeSmith	14	0	0	0	2

## GAMES

DATE	RESULT	SCORE	OPPONENT
Oct. 4	OTL	4-5*	ST. LOUIS
Oct. 5	L	1-10	Chicago
Oct. 7	W	4-0	NASHVILLE
Oct. 11	W	3-2	Washington
Oct. 12	L	4-5	Tampa Bay
Oct. 14	W	4-3	FLORIDA
Oct. 17	OTW	5-4*	NY Rangers
Oct. 20	W	4-3	Florida
Oct. 21	L	1-7	Tampa Bay
Oct. 24	OTW	2-1*	EDMONTON
Oct. 26	OTW	2-1*	WINNIPEG
Oct. 28	L	1-2	Minnesota
Oct. 29	L	1-7	Winnipeg
Nov. 1	W	3-2	Edmonton
Nov. 2	OTL	1-2*	Calgary
Nov. 4	L	2-4	Vancouver
Nov. 7	W	3-1	ARIZONA
Nov. 10	L	1-4	Washington
Nov. 11	SOL	4-5*	Nashville
Nov. 14	OTW	5-4*	BUFFALO
Nov. 16	W	3-1	Ottawa
Nov. 18	L	1-2	CHICAGO
Nov. 22	L	2-5	VANCOUVER
Nov. 24	L	3-4	Boston
Nov. 25	W	5-2	TAMPA BAY
Nov. 27	OTW	5-4*	PHILADELPHIA
Dec. 1	W	4-0	Buffalo
Dec. 2	W	5-1	BUFFALO
Dec. 5	L	3-4	NY RANGERS
Dec. 7	OTW	4-3*	NY ISLANDERS
Dec. 9	L	3-4	TORONTO
Dec. 11	L	1-2	COLORADO
Dec. 14	L	1-2	Vegas
Dec. 16	W	4-2	Arizona
Dec. 18	L	2-4	Colorado
Dec. 21	SOW	3-2*	COLUMBUS
Dec. 23	L	0-4	ANAHEIM
Dec. 27	SOW	5-4*	COLUMBUS
Dec. 29	L	1-2	Carolina
Dec. 31	L	1-4	Detroit
Jan. 2	W	5-1	Philadelphia
Jan. 4	L	0-4	CAROLINA

DATE	RESULT	SCORE	OPPONENT
Jan. 5	W	4-0	NY Islanders
Jan. 7	OTW	6-5*	BOSTON
Jan. 13	W	4-1	DETROIT
Jan. 14	W	5-2	NY RANGERS
Jan. 17	L	3-5	Anaheim
Jan. 18	W	3-1	Los Angeles
Jan. 20	L	1-2	San Jose
Jan. 23	W	3-1	CAROLINA
Jan. 25	W	6-3	MINNESOTA
Jan. 30	W	5-2	SAN JOSE
Feb. 2	W	7-4	WASHINGTON
Feb. 3	L	1-3	New Jersey
Feb. 6	W	5-4	VEGAS
Feb. 9	SOL	3-4*	Dallas
Feb. 11	W	4-1	St. Louis
Feb. 13	W	6-3	OTTAWA
Feb. 15	W	3-1	LOS ANGELES
Feb. 17	W	5-3	TORONTO
Feb. 18	W	5-2	Columbus
Feb. 23	W	6-1	Carolina
Feb. 24	L	5-6	Florida
Feb. 27	L	2-3	NEW JERSEY
Mar. 1	L	4-8	Boston
Mar. 3	OTW	3-2*	NY ISLANDERS
Mar. 5	OTW	4-3*	CALGARY
Mar. 7	W	5-2	Philadelphia
Mar. 10	L	2-5	Toronto
Mar. 11	W	3-1	DALLAS
Mar. 14	OTL	3-4*	NY Rangers
Mar. 15	W	5-3	Montreal
Mar. 20	L	1-4	NY Islanders
Mar. 21	W	5-3	MONTREAL
Mar. 23	OTL	3-4*	NEW JERSEY
Mar. 25	OTW	5-4*	PHILADELPHIA
Mar. 27	L	2-5	Detroit
Mar. 29	OTW	4-3*	New Jersey
Mar. 31	W	5-2	MONTREAL
Apr. 1	L	1-3	WASHINGTON
Apr. 5	OTW	5-4*	Columbus
Apr. 6	W	4-0	OTTAWA

Home games in all CAPS \* - Overtime

## 47-29-6, 2ND, METROPOLITAN DIVISION

# 2018-19

## HIGHLIGHTS

- Pittsburgh's 10th 100-point season in the past 12 full NHL seasons extends the club's franchise-record streak of consecutive postseason appearances to 13. The Penguins' playoff streak represents the longest active postseason streak among all NHL teams.
- Evgeni Malkin becomes the 88th player in NHL history to record 1,000 career points against the Washington Capitals on March 12. Malkin becomes the fifth Russian-born player to reach that mark. The Penguins (Mario Lemieux, Jaromir Jagr, Sidney Crosby, and Malkin) join Detroit as the only two NHL teams to have four players record 1,000 points for their franchise.
- Kris Letang sets new franchise records for points, goals and games played by a Penguins defenseman. Letang is now the franchise leader for games played, goals, assists and points by a defenseman in the regular season and playoffs.
- Crosby passes Mario Lemieux's franchise record of 915 games played on Feb. 9 in Tampa Bay.
- Matt Cullen becomes the second American-born player (Chris Chelios, 1,651) in NHL history to skate in 1,500 career regular-season games on March 5.
- Phil Kessel establishes the longest consecutive games played streak in team history when he appeared in his 320th-straight contest on March 19 (streak ends at 328 games).
- Pittsburgh plays its fifth outdoor game on Feb. 23 at Lincoln Financial Field in Philadelphia.

## TRANSACTIONS

- June 27, 2018** - Obtained a conditional 2019 fourth-round draft pick from Buffalo for Conor Sheary and Matt Hunwick.
- July 1, 2018** - Jack Johnson signed as a free agent to a five-year contract and Matt Cullen signed as a free agent to a one-year contract.
- Nov. 14, 2018** - Obtained Tanner Pearson from Los Angeles for Carl Hagelin.
- Dec. 3, 2018** - Obtained Marcus Pettersson from Anaheim for Daniel Sprong.
- Jan. 17, 2019** - Obtained Joseph Blandisi from Anaheim for Derek Grant.
- Jan. 28, 2019** - Obtained a 2019 fourth-round pick from Dallas for Jamie Oleksiak.
- Feb. 1, 2019** - Obtained Nick Bjugstad and Jared McCann from Florida for Derick Brassard, Riley Sheahan, one 2019 second-round draft pick and two 2019 fourth-round draft picks.
- Feb. 25, 2019** - Obtained Erik Gudbranson from Vancouver for Tanner Pearson.

## GOALTENDERS

GOALIE	W-L-O	GP	MP	GA	SO	GAA
Matt Murray	29-14-6	50	2880	129	4	2.69
Casey DeSmith	15-11-5	36	1944	89	3	2.75
Tristan Jarry	0-1-1	2	120	7	0	3.50
<b>TOTALS</b>	<b>44-26-12</b>	<b>82</b>	<b>4944</b>	<b>225</b>	<b>7</b>	<b>2.87</b>

## SCORING

PLAYERS	GP	G	A	PTS	PIM
Sidney Crosby	79	35	65	100	36
Phil Kessel	82	27	55	82	28
Jake Guentzel	82	40	36	76	26
Evgeni Malkin	68	21	51	72	89
Kris Letang	65	16	40	56	48
Patric Hornqvist	69	18	19	37	26
Bryan Rust	72	18	17	35	24
Dominik Simon	71	8	20	28	18
Brian Dumoulin	76	3	20	23	20
Matt Cullen	71	7	13	20	14
Marcus Pettersson	57	2	17	19	49
Jared McCann	32	11	6	17	13
Zach Aston-Reese	43	8	9	17	26
Derick Brassard	40	9	6	15	29
Justin Schultz	29	2	13	15	4
Nick Bjugstad	32	9	5	14	14
Tanner Pearson	44	9	5	14	13
Olli Maatta	60	1	13	14	12
Jack Johnson	82	1	12	13	41
Jamie Oleksiak	36	4	7	11	37
Teddy Blueger	28	6	4	10	15
Riley Sheahan	49	7	2	9	13
Garrett Wilson	50	2	6	8	18
Derek Grant	25	2	3	5	6
Juuso Riihola	37	2	3	5	10
Daniel Sprong	16	0	4	4	0
Carl Hagelin	16	1	2	3	12
Chad Ruhwedel	18	1	1	2	4
Erik Gudbranson	19	0	2	2	4
Adam Johnson	6	0	2	2	0
Jean-Sebastien Dea	3	1	0	1	2
Zach Trotman	13	0	1	1	4
Joseph Blandisi	6	0	0	0	0
Casey DeSmith	36	0	0	0	2
Tristan Jarry	2	0	0	0	0
Matt Murray	50	0	0	0	4

## GAMES

DATE	RESULT	SCORE	OPPONENT
Oct. 4	OTW	7-6*	WASHINGTON
Oct. 6	L	1-5	MONTREAL
Oct. 11	W	4-2	VEGAS
Oct. 13	SOL	3-4*	Montreal
Oct. 16	OTL	2-3	VANCOUVER
Oct. 18	W	3-0	Toronto
Oct. 23	OTW	6-5*	Edmonton
Oct. 25	W	9-1	Calgary
Oct. 27	W	5-0	Vancouver
Oct. 30	L	3-6	NY ISLANDERS
Nov. 1	SOL	2-3*	NY Islanders
Nov. 3	L	0-5	TORONTO
Nov. 5	L	1-5	NEW JERSEY
Nov. 7	L	1-2	Washington
Nov. 10	W	4-0	ARIZONA
Nov. 13	L	2-4	New Jersey
Nov. 15	L	3-4	TAMPA BAY
Nov. 17	L	4-6	Ottawa
Nov. 19	OTL	4-5*	BUFFALO
Nov. 21	W	5-1	DALLAS
Nov. 23	OTL	1-2*	Boston
Nov. 24	W	4-2	COLUMBUS
Nov. 27	W	4-3	Winnipeg
Nov. 28	L	3-6	Colorado
Dec. 1	L	2-4	PHILADELPHIA
Dec. 4	W	6-3	COLORADO
Dec. 6	W	6-2	NY ISLANDERS
Dec. 8	OTL	1-2*	Ottawa
Dec. 10	SOW	2-1*	NY Islanders
Dec. 12	L	3-6	Chicago
Dec. 14	W	5-3	BOSTON
Dec. 15	OTW	4-3*	LOS ANGELES
Dec. 17	L	2-4	ANAHEIM
Dec. 19	W	2-1	Washington
Dec. 20	W	2-1	MINNESOTA
Dec. 22	W	3-0	Carolina
Dec. 27	W	5-2	DETROIT
Dec. 29	W	6-1	St. Louis
Dec. 31	W	3-2	Minnesota
Jan. 2	W	7-2	NY Rangers
Jan. 4	W	4-0	WINNIPEG
Jan. 6	L	3-5	CHICAGO

DATE	RESULT	SCORE	OPPONENT
Jan. 8	W	5-1	FLORIDA
Jan. 11	W	7-4	Anaheim
Jan. 12	L	2-5	Los Angeles
Jan. 15	L	2-5	San Jose
Jan. 18	OTW	3-2*	Arizona
Jan. 19	L	3-7	Vegas
Jan. 28	L	3-6	NEW JERSEY
Jan. 30	W	4-2	TAMPA BAY
Feb. 1	W	5-3	OTTAWA
Feb. 2	L	2-3	Toronto
Feb. 5	L	0-4	CAROLINA
Feb. 7	OTL	2-3*	Florida
Feb. 9	L	4-5	Tampa Bay
Feb. 11	W	4-1	Philadelphia
Feb. 13	W	3-1	EDMONTON
Feb. 16	L	4-5	CALGARY
Feb. 17	W	6-5	NY RANGERS
Feb. 19	W	4-3	New Jersey
Feb. 21	L	0-4	SAN JOSE
Feb. 23	OTL	3-4*	Philadelphia
Feb. 26	W	5-2	Columbus
Mar. 1	OTL	3-4*	Buffalo
Mar. 2	W	5-1	Montreal
Mar. 5	OTW	3-2*	FLORIDA
Mar. 7	W	3-0	COLUMBUS
Mar. 9	L	1-4	Columbus
Mar. 10	W	4-2	BOSTON
Mar. 12	W	5-3	WASHINGTON
Mar. 14	W	5-0	Buffalo
Mar. 16	L	1-5	ST. LOUIS
Mar. 17	OTL	1-2*	PHILADELPHIA
Mar. 19	SOL	2-3*	Carolina
Mar. 21	SOW	2-1*	Nashville
Mar. 23	W	3-2	Dallas
Mar. 25	W	5-2	NY Rangers
Mar. 29	L	1-3	NASHVILLE
Mar. 31	W	3-1	CAROLINA
Apr. 2	L	1-4	Detroit
Apr. 4	W	4-1	DETROIT
Apr. 6	OTL	3-4*	NY RANGERS

Home games in all CAPS \* - Overtime

# 2019-20

## HIGHLIGHTS

- The NHL season was halted the morning of March 12, 2020 due to the Coronavirus disease (COVID-19) pandemic, effectively cancelling the remainder of the regular season. The season resumed on Aug. 1 with the 2020 Stanley Cup Playoffs, played in two remote bubble cities, Toronto and Edmonton.
- The Penguins recorded their 13th 40-win season since 2006-07, the only team to have 13 in that span.
- The Penguins extended the team's franchise-record streak of consecutive postseason appearances to 14. Pittsburgh's playoff streak represents the longest active postseason streak among all NHL teams.
- On Nov. 19, Penguins general manager Jim Rutherford was inducted into the Hockey Hall of Fame.
- Tristan Jarry set a new franchise record with a shutout streak of 177:15 minutes from Nov. 29-Dec. 7.
- Sidney Crosby became the 32nd player, and sixth-fastest player (980 GP) in NHL history, to record 800 career assists on March 3 against Ottawa.
- Malkin hit the 20-goal plateau for the seventh-straight year, and 12th time overall, tying him with Crosby and Mario Lemieux for the most 20-goal seasons in franchise history. He also became the fourth active, and 31st player in NHL history, to have 11 or more seasons with 70-plus points

## TRANSACTIONS

**June 15, 2019** - Obtained Dominik Kahun and a 2019 fifth-round pick from Chicago for Olli Maatta

**June 29, 2019** - Obtained Alex Galchenyuk and Pierre-Olivier Joseph from Arizona for Phil Kessel, Dane Birks and a 2021 fourth-round pick

**July 1, 2019** - Brandon Tanev signed as a free agent to a six-year contract

**July 5, 2019** - Mike Sullivan signed to a four-year contract extension that runs through the 2023-24 campaign.

**July 26, 2019** - Obtained John Marino from Edmonton for a 2021 conditional sixth-round pick

**Oct. 25, 2019** - Obtained Andreas Martinsen and a 2021 seventh-round pick from Anaheim for Erik Gudbranson

**Feb. 10, 2020** - Obtained Jason Zucker from Minnesota for Alex Galchenyuk, Calen Addison and a conditional 2020 first-round pick

**Feb. 24, 2020** - Obtained Conor Sheary and Evan Rodrigues from Buffalo for Dominik Kahun

**Feb. 24, 2020** - Obtained Patrick Marleau from San Jose for a conditional 2021 third-round pick

## GOALTENDERS

GOALIE	W-L-O	GP	MP	GA	SO	GAA
Matt Murray	20-11-5	38	2237	107	1	2.87
Tristan Jarry	20-12-1	33	1926	78	3	2.43
<b>TOTALS</b>	<b>40-23-6</b>	<b>69</b>	<b>4163</b>	<b>185</b>	<b>4</b>	<b>2.84</b>

## SCORING

PLAYERS	GP	G	A	PTS	PIM
Evgeni Malkin	55	25	49	74	58
Bryan Rust	55	27	29	56	30
Sidney Crosby	41	16	31	47	15
Jake Guentzel	39	20	23	43	14
Jared McCann	66	14	21	35	17
Patric Hornqvist	52	17	15	32	36
Dominik Kahun	50	10	17	27	8
John Marino	56	6	20	26	20
Brandon Tanev	68	11	14	25	16
Marcus Pettersson	69	2	20	22	35
Dominik Simon	64	7	15	22	12
Teddy Blueger	69	9	13	22	25
Alex Galchenyuk	45	5	12	17	10
Zach Aston-Reese	57	6	7	13	28
Sam Lafferty	50	6	7	13	23
Justin Schultz	46	3	9	12	6
Jason Zucker	15	6	6	12	2
Jack Johnson	67	3	8	11	26
Brian Dumoulin	28	1	7	8	10
Juuso Riihola	36	1	6	7	6
Chad Ruhwedel	41	2	4	6	12
Joseph Blandisi	21	2	3	5	10
Conor Sheary	8	1	3	4	2
Nick Bjugstad	13	1	1	2	8
Adam Johnson	7	1	1	2	2
Andrew Agozzino	17	0	2	2	4
Patrick Marleau	8	1	1	2	2
Stefan Noesen	6	1	0	1	0
Anthony Angello	8	1	0	1	4
Evan Rodrigues	7	1	0	1	4
Thomas Di Pauli	2	0	0	0	10
Zach Trotman	8	0	0	0	4
Erik Gudbranson	7	0	0	0	4
Matt Murray	38	0	1	1	2
Tristan Jarry	33	0	0	0	0



## GAMES

DATE	RESULT	SCORE	OPPONENT
Oct. 3	L	1-3	BUFFALO
Oct. 5	W	7-2	COLUMBUS
Oct. 8	L	1-4	WINNIPEG
Oct. 10	W	2-1	ANAHEIM
Oct. 12	W	7-4	Minnesota
Oct. 13	W	7-2	Winnipeg
Oct. 16	W	3-2*	COLORADO
Oct. 18	W	4-2	DALLAS
Oct. 19	L	0-3	VEGAS
Oct. 22	L	2-4	Florida
Oct. 23	L	2-3	Tampa Bay
Oct. 26	W	3-0	Dallas
Oct. 29	W	7-1	PHILADELPHIA
Nov. 2	OTL	1-2*	EDMONTON
Nov. 4	L	4-6	Boston
Nov. 7	W	4-3*	NY Islanders
Nov. 9	SOW	3-2*	CHICAGO
Nov. 12	OTL	2-3*	NY Rangers
Nov. 15	L	1-2	New Jersey
Nov. 16	W	6-1	TORONTO
Nov. 19	OTL	4-5*	NY ISLANDERS
Nov. 21	OTL	3-4*	NY Islanders
Nov. 22	W	4-1	NEW JERSEY
Nov. 25	W	3-2*	CALGARY
Nov. 27	W	8-6	VANCOUVER
Nov. 29	L	2-5	Columbus
Nov. 30	L	2-5	St. Louis
Dec. 4	W	3-0	ST. LOUIS
Dec. 6	W	2-0	ARIZONA
Dec. 7	W	5-3	Detroit
Dec. 10	L	1-4	MONTREAL
Dec. 12	W	1-0*	COLUMBUS
Dec. 14	SOW	5-4*	LOS ANGELES
Dec. 17	W	4-1	Calgary
Dec. 20	W	5-2	Edmonton
Dec. 21	L	1-4	Vancouver
Dec. 27	W	5-2	Nashville
Dec. 28	W	6-4	NASHVILLE
Dec. 30	W	5-2	OTTAWA
Jan. 2	OTL	2-3*	SAN JOSE

DATE	RESULT	SCORE	OPPONENT
Jan. 4	W	3-2*	Montreal
Jan. 5	L	1-4	FLORIDA
Jan. 7	W	4-3	Vegas
Jan. 10	W	4-3*	Colorado
Jan. 12	SOW	4-3*	Arizona
Jan. 14	W	7-3	MINNESOTA
Jan. 16	L	1-4	Boston
Jan. 17	W	2-1*	Detroit
Jan. 19	W	4-3	BOSTON
Jan. 21	L	0-3	Philadelphia
Jan. 31	W	4-3*	PHILADELPHIA
Feb. 2	W	4-3	Washington
Feb. 6	L	2-4	Tampa Bay
Feb. 8	W	3-2	Florida
Feb. 11	OTL	1-2*	TAMPA BAY
Feb. 14	W	4-1	MONTREAL
Feb. 16	W	5-1	DETROIT
Feb. 18	W	5-2	TORONTO
Feb. 20	L	0-4	Toronto
Feb. 22	L	2-5	BUFFALO
Feb. 23	L	3-5	Washington
Feb. 26	L	1-2	Los Angeles
Feb. 28	L	2-3	Anaheim
Feb. 29	L	0-5	San Jose
Mar. 3	W	7-3	OTTAWA
Mar. 5	W	4-2	Buffalo
Mar. 7	L	2-5	WASHINGTON
Mar. 8	L	2-6	CAROLINA
Mar. 10	W	5-2	New Jersey

Home games in all CAPS \* - Overtime

# 2020-21

## HIGHLIGHTS

- The NHL played a 56-game schedule with re-aligned divisions, with the Penguins competing in the eight-team 'East Division', due to COVID-19 protocol restrictions.
- The Penguins won their ninth division title in franchise history.
- The Penguins extended the team's franchise-record streak of consecutive postseason appearances to 15. Pittsburgh's playoff streak represents the longest active postseason streak among all major North-American professional sports leagues.
- Pittsburgh's .688 point percentage was the third-best in team history, while its .821 home point percentage was the highest in franchise history.
- On Jan. 27, general manager Jim Rutherford stepped down due to personal reasons. On Feb. 9, Ron Hextall and Brian Burke were hired as general manager and president of hockey operations, respectively.
- Sidney Crosby became the first player in team history to play 1,000 games with the Penguins on Feb. 20 vs. NYI.
- Sidney Crosby averaged at least one point-per-game for the 16th consecutive season. Only Wayne Gretzky (19) and Gordie Howe (17) have accomplished this feat more.

## TRANSACTIONS

**August 25, 2020** - Obtained Kasperii Kapanen, Pontus Aberg and Jesper Lindgren from Toronto for Evan Rodrigues, David Warsofsky, Filip Hallander and a 2020 first-round pick

**Sept. 2, 2020** - Todd Reirden and Mike Vellucci named assistant coaches

**Sept. 24, 2020** - Obtained Mike Matheson and Colton Sceviour from Florida for Patric Hornqvist

**Oct. 7, 2020** - Obtained Jonathan Gruden and a 2020 second-round pick from Ottawa for Matt Murray

**Oct. 9, 2020** - Evan Rodrigues and Mark Jankowski signed as free agents to one-year contracts

**Oct. 10, 2020** - Frederick Gaudreau signed as a free agent to a one-year contract

**Oct. 17, 2020** - Cody Ceci signed as a free agent to a one-year contract

**Jan. 27, 2021** - Yannick Weber signed as a free agent to a one-year contract

**Feb. 9, 2021** - Ron Hextall named general manager and Brian Burke named president of hockey operations

**Feb. 24, 2021** - Mark Friedman claimed off waivers from Philadelphia

**April 12, 2021** - Obtained Jeff Carter from Los Angeles for conditional 2022 third-round and 2023 fourth-round picks

## SCORING

PLAYERS	GP	G	A	PTS	PIM
Sidney Crosby	55	24	38	62	26
Jake Guentzel	56	23	34	57	28
Kris Letang	55	7	38	45	32
Bryan Rust	56	22	20	42	18
Jared McCann	43	14	18	32	8
Kasperii Kapanen	40	11	19	30	7
Evgeni Malkin	33	8	20	28	24
Teddy Blueger	43	7	15	22	16
Jason Zucker	38	9	9	18	21
Cody Ceci	53	4	13	17	10
Mike Matheson	44	5	11	16	28
Brandon Tanev	32	7	9	16	22
Zach Aston-Reese	45	9	6	15	15
Brian Dumoulin	41	4	10	14	12
Evan Rodrigues	35	7	7	14	6
John Marino	52	3	10	13	8
Jeff Carter	14	9	2	11	0
Mark Jankowski	45	4	7	11	6
Colton Sceviour	46	5	5	10	2
Frederick Gaudreau	19	2	8	10	2
Marcus Pettersson	47	2	7	9	22
Sam Lafferty	34	0	6	6	25
Pierre-Olivier Joseph	16	1	4	5	6
Anthony Angello	19	2	2	4	8
Radim Zohorna	8	2	2	4	4
Tristan Jarry	39	0	4	4	8
Mark Friedman	5	2	1	3	5
Chad Ruhwedel	17	0	2	2	14
Drew O'Connor	10	0	1	1	2
Casey DeSmith	20	0	1	1	0
Yannick Weber	2	0	0	0	0
Josh Currie	1	0	0	0	0
Kevin Czuczman	2	0	0	0	0
Juuso Riihola	2	0	0	0	0
Maxime Lagace	1	0	0	0	0

## GOALTENDERS

GOALIE	W-L-O	GP	MP	GA	SO	GAA
Tristan Jarry	25-9-3	39	2185	100	2	2.75
Casey DeSmith	11-7-0	20	1132	48	2	2.54
Maxime Lagace	1-0-0	1	60	0	1	0.00
<b>TOTALS</b>	<b>37-16-3</b>	<b>56</b>	<b>3377</b>	<b>148</b>	<b>5</b>	<b>2.77</b>

## GAMES

DATE	RESULT	SCORE	OPPONENT
Jan. 13	L	3-6	Philadelphia
Jan. 15	L	2-5	Philadelphia
Jan. 17	SOW	4-3	WASHINGTON
Jan. 19	W	5-4*	WASHINGTON
Jan. 22	SOW	4-3	NY RANGERS
Jan. 24	W	3-2	NY RANGERS
Jan. 26	OTL	2-3*	Boston
Jan. 28	L	1-4	Boston
Jan. 30	W	5-4*	NY Rangers
Feb. 1	L	1-3	NY Rangers
Feb. 6	L	3-4	NY Islanders
Feb. 11	SOW	4-3	NY Islanders
Feb. 14	W	6-3	WASHINGTON
Feb. 16	L	1-3	WASHINGTON
Feb. 18	W	4-1	NY ISLANDERS
Feb. 20	W	3-2	NY ISLANDERS
Feb. 23	W	3-2*	Washington
Feb. 25	L	2-5	Washington
Feb. 27	W	4-3*	NY Islanders
Feb. 28	L	0-2	NY Islanders
Mar. 2	W	5-2	PHILADELPHIA
Mar. 4	L	3-4	PHILADELPHIA
Mar. 6	W	4-3	PHILADELPHIA
Mar. 7	W	5-1	NY RANGERS
Mar. 9	W	4-2	NY RANGERS
Mar. 11	W	5-2	Buffalo
Mar. 13	W	3-0	Buffalo
Mar. 15	W	4-1	BOSTON
Mar. 16	L	1-2	BOSTON
Mar. 18	L	2-3	New Jersey
Mar. 20	W	3-1	New Jersey
Mar. 21	OTL	1-2*	NEW JERSEY
Mar. 24	W	5-2	BUFFALO
Mar. 25	W	4-0	BUFFALO
Mar. 27	W	6-3	NY ISLANDERS
Mar. 29	W	2-1	NY ISLANDERS
Apr. 1	W	4-1	Boston
Apr. 3	L	5-7	Boston
Apr. 6	L	4-8	NY Rangers
Apr. 8	W	5-2	NY Rangers

DATE	RESULT	SCORE	OPPONENT
Apr. 9	W	6-4	New Jersey
Apr. 11	W	5-2	New Jersey
Apr. 15	SOL	1-2	PHILADELPHIA
Apr. 17	W	3-2	Buffalo
Apr. 18	L	2-4	Buffalo
Apr. 20	W	7-6	NEW JERSEY
Apr. 22	W	5-1	NEW JERSEY
Apr. 24	W	4-2	NEW JERSEY
Apr. 25	W	1-0	BOSTON
Apr. 27	L	1-3	BOSTON
Apr. 29	W	5-4*	Washington
May 1	W	3-0	Washington
May 3	L	2-7	Philadelphia
May 4	W	7-3	Philadelphia
May 6	W	8-4	Buffalo
May 8	W	1-0	Buffalo

Home games in all CAPS \* - Overtime

# 2021-22

## HIGHLIGHTS

- Pittsburgh recorded its league-leading 14th 40-win season since 2006-07.
- The Penguins extended the team's franchise-record streak of consecutive postseason appearances to 16. Pittsburgh's playoff streak represents the longest active postseason streak among all major North-American professional sports leagues.
- Head coach Mike Sullivan became the winningest head coach in franchise history with his 253rd win on Oct. 16, 2021.
- The 2021-22 season marked the 16th season that Sidney Crosby, Evgeni Malkin and Kris Letang played together, which is the most by any trio of teammates in NHL history.
- Sidney Crosby became the 46th player in NHL history to score 500 career goals on Feb. 15 versus Philadelphia. He became the seventh-fastest player in NHL history to record 1,400 NHL points in his 1,100th game on Apr. 11 against Nashville.
- Kris Letang tied for sixth in scoring among NHL defensemen and recorded career highs in assists (58) and points (68) in 78 games.
- Tristan Jarry and Jake Guentzel became two-time NHL All Stars when they represented the Metropolitan Division in Vegas, winning the \$1 million prize.

## TRANSACTIONS

**July 17, 2021** - Obtained Filip Hallander and a 2023 seventh-round pick from Toronto for Jared McCann

**July 28, 2021** - Nick Pryor named Penguins director of amateur scouting

**July 28, 2021** - Brock McGinn signed as a free agent to a four-year contract

**July 29, 2021** - Danton Heinen signed as a free agent to a one-year contract

**Aug. 4, 2021** - Andy Chiodo named Penguins goaltending coach

**Aug. 17, 2021** - Alec Schall named Penguins director of hockey operations

**Oct. 12, 2021** - Brian Boyle signed as a free agent to a one-year contract

**Jan. 5, 2022** - Obtained Alex Nylander from Chicago for Sam Lafferty

**Jan. 26, 2022** - Jeff Carter signed to a two-year contract extension

**Feb. 19, 2022** - Chad Ruhwedel signed to a two-year contract extension

**Mar. 12, 2022** - Drew O'Connor signed to a one-year contract extension

**Mar. 20, 2022** - Mark Friedman signed to a two-year contract extension

**Mar. 21, 2022** - Obtained Nathan Beaulieu from Winnipeg for a conditional 2022 seventh-round pick

**Mar. 21, 2022** - Obtained Rickard Rakell from Anaheim for Zach Aston-Reese, Dominik Simon, Calle Clang and a 2022 second-round pick

## SCORING

PLAYERS	GP	G	A	PTS	PIM
Jake Guentzel	76	40	44	84	44
Sidney Crosby	69	31	53	84	32
Kris Letang	78	10	58	68	49
Bryan Rust	60	24	34	58	14
Jeff Carter	76	19	26	45	38
Evan Rodrigues	82	19	24	43	14
Evgeni Malkin	41	20	22	42	24
Danton Heinen	76	18	15	33	16
Kasperii Kapanen	79	11	21	32	16
Mike Matheson	74	11	20	31	33
Teddy Blueger	65	9	19	28	10
John Marino	81	1	24	25	23
Brock McGinn	64	12	10	22	14
Brian Boyle	66	11	10	21	27
Marcus Pettersson	72	2	17	19	38
Brian Dumoulin	76	3	15	18	24
Jason Zucker	41	8	9	17	15
Chad Ruhwedel	78	4	9	13	14
Rickard Rakell	19	4	9	13	4
Zach Aston-Reese	52	2	9	11	22
Dominik Simon	55	3	6	9	28
Radim Zohorna	17	2	4	6	4
Drew O'Connor	22	3	2	5	4
Mark Friedman	26	1	4	5	23
Sam Lafferty	10	0	2	2	16
Kasper Bjorkqvist	6	1	0	1	2
Juuso Riiikola	5	0	1	1	2
Valtteri Puustinen	1	0	1	1	0
Anthony Angello	4	0	0	0	2
Pierre-Olivier Joseph	4	0	0	0	2
Filip Hallander	1	0	0	0	0

## GOALTENDERS

GOALIE	W-L-O	GP	MP	GA	SO	GAA
Tristan Jarry	34-18-6	58	3416	138	4	2.42
Casey DeSmith	11-6-5	26	1419	66	3	2.79
Louis Domingue	1-1-0	2	119	4	0	2.02
<b>TOTALS</b>	<b>46-25-11</b>	<b>86</b>	<b>4954</b>	<b>208</b>	<b>7</b>	<b>2.71</b>

## GAMES

DATE	RESULT	SCORE	OPPONENT
Oct. 12	W	6-2	Tampa Bay
Oct. 14	OTL	4-5*	Florida
Oct. 16	W	5-2	CHICAGO
Oct. 19	SOL	1-2	DALLAS
Oct. 23	W	7-1	TORONTO
Oct. 26	L	1-5	TAMPA BAY
Oct. 28	L	0-4	CALGARY
Oct. 30	L	2-4	NEW JERSEY
Nov. 4	W	3-2*	PHILADELPHIA
Nov. 6	SOL	4-5	MINNESOTA
Nov. 9	SOL	2-3	Chicago
Nov. 11	SOW	3-2	FLORIDA
Nov. 13	L	3-6	Ottawa
Nov. 14	L	1-6	Washington
Nov. 16	L	1-2	BUFFALO
Nov. 18	W	6-0	Montreal
Nov. 20	W	2-0	Toronto
Nov. 22	W	3-1	Winnipeg
Nov. 24	W	4-1	VANCOUVER
Nov. 26	W	1-0	NY Islanders
Nov. 27	L	3-6	MONTREAL
Nov. 29	SOL	1-2	Calgary
Dec. 1	L	2-5	Edmonton
Dec. 4	W	4-1	Vancouver
Dec. 6	W	6-1	Seattle
Dec. 10	W	4-2	Washington
Dec. 11	W	1-0	ANAHEIM
Dec. 14	W	5-2	MONTREAL
Dec. 17	W	3-2*	BUFFALO
Dec. 19	W	3-2	New Jersey
Jan. 2	W	8-5	SAN JOSE
Jan. 5	W	5-3	ST. LOUIS
Jan. 6	W	6-2	Philadelphia
Jan. 8	L	2-3	Dallas
Jan. 11	W	4-1	Anaheim
Jan. 13	L	2-6	Los Angeles
Jan. 15	W	2-1*	San Jose
Jan. 17	W	5-3	Vegas
Jan. 20	W	6-4	OTTAWA
Jan. 21	W	5-2	Columbus
Jan. 23	SOW	3-2	WINNIPEG
Jan. 25	W	6-3	ARIZONA

DATE	RESULT	SCORE	OPPONENT
Jan. 27	OTL	1-2*	SEATTLE
Jan. 28	SOL	2-3	DETROIT
Jan. 30	L	3-4	LOS ANGELES
Feb. 1	OTL	3-4*	WASHINGTON
Feb. 8	W	4-2	Boston
Feb. 10	W	2-0	Ottawa
Feb. 13	W	4-2	New jerswey
Feb. 15	W	5-4*	PHILADELPHIA
Feb. 17	L	1-4	Toronto
Feb. 20	L	3-4	CAROLINA
Feb. 24	L	1-6	NEW JERSEY
Feb. 26	W	1-0	NY RANGERS
Feb. 27	W	3-2	Columbus
Mar. 3	W	5-1	Tampa Bay
Mar. 4	OTL	2-3*	Carolina
Mar. 8	L	3-4	FLORIDA
Mar. 11	W	5-2	VEGAS
Mar. 13	W	4-2	CAROLINA
Mar. 15	L	1-4	Nashville
Mar. 17	SOW	3-2	St. Louis
Mar. 19	W	4-1	Arizona
Mar. 22	W	5-1	COLUMBUS
Mar. 23	SOL	3-4	Buffalo
Mar. 25	L	1-5	NY Rangers
Mar. 27	W	11-2	DETROIT
Mar. 29	L	2-3	NY RANGERS
Mar. 31	W	4-3*	Minnesota
Apr. 2	L	2-3	Colorado
Apr. 5	L	4-6	COLORADO
Apr. 7	L	0-3	NY Rangers
Apr. 9	L	3-6	WASHINGTON
Apr. 10	W	3-2*	NASHVILLE
Apr. 12	SOL	4-5	NY Islanders
Apr. 14	W	6-3	NY ISLANDERS
Apr. 16	L	1-2	Boston
Apr. 21	W	4-0	BOSTON
Apr. 23	W	7-2	Detroit
Apr. 24	L	1-4	Philadelphia
Apr. 26	L	1-5	EDMONTON
Apr. 29	W	5-3	COLUMBUS

Home games in all CAPS \* - Overtime




# PLAYOFF HISTORY





1991  
1992



2009



2016  
2017

**5x**  
STANLEY  
**CUP**  
CHAMPIONS



# PLAYOFF GAME-BY-GAME RESULTS

**1968 Did Not Qualify For Playoffs**

**1969 Did Not Qualify For Playoffs**

**1970 Quarterfinals vs. Oakland (PIT won series, 4-0)**

Apr. 8	Oakland	1	at Pittsburgh	2	W
Apr. 9	Oakland	1	at Pittsburgh	3	W
Apr. 11	Pittsburgh	5	at Oakland	2	W
Apr. 12	Pittsburgh	3	at Oakland	2 [OT]	W

**Semifinals vs. St. Louis (STL won series, 4-2)**

Apr. 19	Pittsburgh	1	at St. Louis	3	L
Apr. 21	Pittsburgh	1	at St. Louis	4	L
Apr. 23	St. Louis	2	at Pittsburgh	3	W
Apr. 26	St. Louis	1	at Pittsburgh	2	W
Apr. 28	Pittsburgh	0	at St. Louis	5	L
Apr. 30	St. Louis	4	at Pittsburgh	3	L

**1971 Did Not Qualify For Playoffs**

**1972 Quarterfinals vs. Chicago (CHI won series, 4-0)**

Apr. 5	Pittsburgh	1	at Chicago	3	L
Apr. 6	Pittsburgh	2	at Chicago	3	L
Apr. 8	Chicago	2	at Pittsburgh	0	L
Apr. 9	Chicago	6	at Pittsburgh	5 [OT]	L

**1973 Did Not Qualify For Playoffs**

**1974 Did Not Qualify For Playoffs**

**1975 Preliminary Round vs. St. Louis (PIT won series, 2-0)**

Apr. 8	St. Louis	3	at Pittsburgh	4	W
Apr. 10	Pittsburgh	5	at St. Louis	3	W

**Quarterfinals vs. NY Islanders (NYI won series, 4-3)**

Apr. 13	NY Islanders	4	at Pittsburgh	5	W
Apr. 15	NY Islanders	1	at Pittsburgh	3	W
Apr. 17	Pittsburgh	6	at NY Islanders	4	W
Apr. 20	Pittsburgh	1	at NY Islanders	3	L
Apr. 22	NY Islanders	4	at Pittsburgh	2	L
Apr. 24	Pittsburgh	1	at NY Islanders	4	L
Apr. 26	NY Islanders	1	at Pittsburgh	0	L

**1976 Preliminary Round vs. Toronto (TOR won series, 2-1)**

Apr. 6	Pittsburgh	1	at Toronto	4	L
Apr. 8	Toronto	0	at Pittsburgh	2	W
Apr. 10	Pittsburgh	0	at Toronto	4	L

**1977 Preliminary Round vs. Toronto (TOR won series, 2-1)**

Apr. 5	Toronto	4	at Pittsburgh	2	L
Apr. 7	Pittsburgh	6	at Toronto	4	W
Apr. 9	Toronto	5	at Pittsburgh	2	L

**1978 Did Not Qualify For Playoffs**

**1979 Preliminary Round vs. Buffalo (PIT won series, 2-1)**

Apr. 10	Pittsburgh	4	at Buffalo	3	W
Apr. 12	Buffalo	3	at Pittsburgh	1	L
Apr. 14	Pittsburgh	4	at Buffalo	3 [OT]	W

**Quarterfinals vs. Boston (BOS won series, 4-0)**

Apr. 16	Pittsburgh	2	at Boston	6	L
Apr. 18	Pittsburgh	3	at Boston	4	L
Apr. 21	Boston	2	at Pittsburgh	1	L
Apr. 22	Boston	4	at Pittsburgh	1	L

**1980 Preliminary Round vs. Boston (BOS won series, 3-2)**

Apr. 8	Pittsburgh	4	at Boston	2	W
Apr. 10	Pittsburgh	1	at Boston	4	L
Apr. 12	Boston	1	at Pittsburgh	4	W
Apr. 13	Boston	8	at Pittsburgh	3	L
Apr. 14	Pittsburgh	2	at Boston	6	L

**1981 Preliminary Round vs. St. Louis (STL won series, 3-2)**

Apr. 8	Pittsburgh	2	at St. Louis	4	L
Apr. 9	Pittsburgh	6	at St. Louis	4	W
Apr. 11	St. Louis	5	at Pittsburgh	4	L
Apr. 12	St. Louis	3	at Pittsburgh	6	W
Apr. 14	Pittsburgh	3	at St. Louis	4 [2OT]	L

**1982 Preliminary Round vs. NY Islanders (NYI won series, 3-2)**

Apr. 7	Pittsburgh	1	at NY Islanders	8	L
Apr. 8	Pittsburgh	2	at NY Islanders	7	L
Apr. 10	NY Islanders	1	at Pittsburgh	2 [OT]	W
Apr. 11	NY Islanders	2	at Pittsburgh	5	W
Apr. 13	Pittsburgh	3	at NY Islanders	4 [OT]	L

**1983 Did Not Qualify For Playoffs**

**1984 Did Not Qualify For Playoffs**

**1985 Did Not Qualify For Playoffs**

**1986 Did Not Qualify For Playoffs**

**1987 Did Not Qualify For Playoffs**

**1988 Did Not Qualify For Playoffs**

**1989 Patrick Division Semifinals vs. NY Rangers (PIT won series, 4-0)**

Apr. 5	NY Rangers	1	at Pittsburgh	3	W
Apr. 6	NY Rangers	4	at Pittsburgh	7	W
Apr. 8	Pittsburgh	5	at NY Rangers	3	W
Apr. 9	Pittsburgh	4	at NY Rangers	3	W

**Patrick Division Final vs. Philadelphia (PHI won series, 4-3)**

Apr. 17	Philadelphia	3	at Pittsburgh	4	W
Apr. 19	Philadelphia	4	at Pittsburgh	2	L
Apr. 21	Pittsburgh	4	at Philadelphia	3 [OT]	W
Apr. 23	Pittsburgh	1	at Philadelphia	4	L
Apr. 25	Philadelphia	7	at Pittsburgh	10	W
Apr. 27	Pittsburgh	2	at Philadelphia	6	L
Apr. 29	Philadelphia	4	at Pittsburgh	1	L

**1990 Did Not Qualify For Playoffs**

## PLAYOFF GAME-BY-GAME RESULTS CONTINUED

**1991 Patrick Division Semifinals vs. New Jersey****[PIT won series, 4-3]**

Apr. 3	New Jersey	3	at Pittsburgh	1	L
Apr. 5	New Jersey	4	at Pittsburgh	5 (OT)	W
Apr. 7	Pittsburgh	4	at New Jersey	3	W
Apr. 9	Pittsburgh	1	at New Jersey	4	L
Apr. 11	New Jersey	4	at Pittsburgh	2	L
Apr. 13	Pittsburgh	4	at New Jersey	3	W
Apr. 15	New Jersey	0	at Pittsburgh	4	W

**Patrick Division Final vs. Washington****[PIT won series, 4-1]**

Apr. 17	Washington	4	at Pittsburgh	2	L
Apr. 19	Washington	6	at Pittsburgh	7 (OT)	W
Apr. 21	Pittsburgh	3	at Washington	1	W
Apr. 23	Pittsburgh	3	at Washington	1	W
Apr. 25	Washington	1	at Pittsburgh	4	W

**Prince of Wales Conference Final vs. Boston****[PIT won series, 4-2]**

May 1	Pittsburgh	3	at Boston	6	L
May 3	Pittsburgh	4	at Boston	5 (OT)	L
May 5	Boston	1	at Pittsburgh	4	W
May 7	Boston	1	at Pittsburgh	4	W
May 9	Pittsburgh	7	at Boston	2	W
May 11	Boston	3	at Pittsburgh	5	W

**Stanley Cup Final vs. Minnesota****[PIT won series, 4-2]**

May 15	Minnesota	5	at Pittsburgh	4	L
May 17	Minnesota	1	at Pittsburgh	4	W
May 19	Pittsburgh	1	at Minnesota	3	L
May 21	Pittsburgh	5	at Minnesota	3	W
May 23	Minnesota	4	at Pittsburgh	6	W
May 25	Pittsburgh	8	at Minnesota	0	W

**1992 Patrick Division Semifinals vs. Washington****[PIT won series, 4-3]**

Apr. 19	Pittsburgh	1	at Washington	3	L
Apr. 21	Pittsburgh	2	at Washington	6	L
Apr. 23	Washington	4	at Pittsburgh	6	W
Apr. 25	Washington	7	at Pittsburgh	2	L
Apr. 27	Pittsburgh	5	at Washington	2	W
Apr. 29	Washington	4	at Pittsburgh	6	W
May 1	Pittsburgh	3	at Washington	1	W

**Patrick Division Final vs. NY Rangers****[PIT won series, 4-2]**

May 3	Pittsburgh	4	at NY Rangers	2	W
May 5	Pittsburgh	2	at NY Rangers	4	L
May 7	NY Rangers	6	at Pittsburgh	5 (OT)	L
May 9	NY Rangers	4	at Pittsburgh	5 (OT)	W
May 11	Pittsburgh	3	at NY Rangers	2	W
May 13	NY Rangers	1	at Pittsburgh	5	W

**Prince of Wales Conference Final vs. Boston****[PIT won series, 4-0]**

May 17	Boston	3	at Pittsburgh	4 (OT)	W
May 19	Boston	2	at Pittsburgh	5	W
May 21	Pittsburgh	5	at Boston	1	W
May 23	Pittsburgh	5	at Boston	1	W

**Stanley Cup Final vs. Chicago****[PIT won series, 4-0]**

May 26	Chicago	4	at Pittsburgh	5	W
May 28	Chicago	1	at Pittsburgh	3	W
May 30	Pittsburgh	1	at Chicago	0	W
June 1	Pittsburgh	6	at Chicago	5	W

**1993 Patrick Division Semifinals vs. New Jersey****[PIT won series, 4-1]**

Apr. 18	New Jersey	3	at Pittsburgh	6	W
Apr. 20	New Jersey	0	at Pittsburgh	7	W
Apr. 22	Pittsburgh	4	at New Jersey	3	W
Apr. 25	Pittsburgh	1	at New Jersey	4	L
Apr. 26	New Jersey	3	at Pittsburgh	5	W

**Patrick Division Final vs. NY Islanders****[NYI won series, 4-3]**

May 2	NY Islanders	3	at Pittsburgh	2	L
May 4	NY Islanders	0	at Pittsburgh	3	W
May 6	Pittsburgh	3	at NY Islanders	1	W
May 8	Pittsburgh	5	at NY Islanders	6	L
May 10	NY Islanders	3	at Pittsburgh	6	W
May 12	Pittsburgh	5	at NY Islanders	7	L
May 14	NY Islanders	4	at Pittsburgh	3 (OT)	L

**1994 Eastern Conference Quarterfinals vs. Washington****[WSH won series, 4-2]**

Apr. 17	Washington	5	at Pittsburgh	3	L
Apr. 19	Washington	1	at Pittsburgh	2	W
Apr. 21	Pittsburgh	0	at Washington	2	L
Apr. 23	Pittsburgh	1	at Washington	4	L
Apr. 25	Washington	2	at Pittsburgh	3	W
Apr. 27	Pittsburgh	3	at Washington	6	L

**1995 Eastern Conference Quarterfinals vs. Washington****[PIT won series, 4-3]**

May 6	Washington	5	at Pittsburgh	4	L
May 8	Washington	3	at Pittsburgh	5	W
May 10	Pittsburgh	2	at Washington	6	L
May 12	Pittsburgh	2	at Washington	6	L
May 14	Washington	5	at Pittsburgh	6 (OT)	W
May 16	Pittsburgh	7	at Washington	1	W
May 18	Washington	0	at Pittsburgh	3	W

**Eastern Conference Semifinals vs. New Jersey****[NJD won series, 4-1]**

May 20	New Jersey	2	at Pittsburgh	3	W
May 22	New Jersey	4	at Pittsburgh	2	L
May 24	Pittsburgh	1	at New Jersey	5	L
May 26	Pittsburgh	1	at New Jersey	2 (OT)	L
May 28	New Jersey	4	at Pittsburgh	1	L

**1996 Eastern Conference Quarterfinals vs. Washington****[PIT won series, 4-2]**

Apr. 17	Washington	6	at Pittsburgh	4	L
Apr. 19	Washington	5	at Pittsburgh	3	L
Apr. 22	Pittsburgh	4	at Washington	1	W
Apr. 24	Pittsburgh	3	at Washington	2 (4OT)	W
Apr. 26	Washington	1	at Pittsburgh	4	W
Apr. 28	Pittsburgh	3	at Washington	2	W

**Eastern Conference Semifinals vs. NY Rangers****[PIT won series, 4-1]**

May 3	NY Rangers	3	at Pittsburgh	4	W
May 5	NY Rangers	6	at Pittsburgh	3	L
May 7	Pittsburgh	3	at NY Rangers	2	W
May 9	Pittsburgh	4	at NY Rangers	1	W
May 11	NY Rangers	3	at Pittsburgh	7	W

**Eastern Conference Final vs. Florida****[FLA won series, 4-3]**

May 18	Florida	5	at Pittsburgh	1	L
May 20	Florida	2	at Pittsburgh	3	W
May 24	Pittsburgh	2	at Florida	5	L
May 26	Pittsburgh	2	at Florida	1	W

## PLAYOFF GAME-BY-GAME RESULTS CONTINUED

May 28	Florida	0	at Pittsburgh	3	W				
May 30	Pittsburgh	3	at Florida	4	L				
June 1	Florida	3	at Pittsburgh	1	L				
<b>1997</b>	<b>Eastern Conference Quarterfinals vs. Philadelphia (PHI won series, 4-1)</b>								
Apr. 17	Pittsburgh	1	at Philadelphia	5	L				
Apr. 19	Pittsburgh	2	at Philadelphia	3	L				
Apr. 21	Philadelphia	5	at Pittsburgh	3	L				
Apr. 23	Philadelphia	1	at Pittsburgh	4	W				
Apr. 26	Pittsburgh	3	at Philadelphia	6	L				
<b>1998</b>	<b>Eastern Conference Quarterfinals vs. Montreal (MTL won series, 4-2)</b>								
Apr. 23	Montreal	3	at Pittsburgh	2 (OT)	L				
Apr. 25	Montreal	1	at Pittsburgh	4	W				
Apr. 27	Pittsburgh	1	at Montreal	3	L				
Apr. 29	Pittsburgh	6	at Montreal	3	W				
May 1	Montreal	5	at Pittsburgh	2	L				
May 3	Pittsburgh	0	at Montreal	3	L				
<b>1999</b>	<b>Eastern Conference Quarterfinals vs. New Jersey (PIT won series, 4-3)</b>								
Apr. 22	Pittsburgh	1	at New Jersey	3	L				
Apr. 24	Pittsburgh	4	at New Jersey	1	W				
Apr. 25	New Jersey	2	at Pittsburgh	4	W				
Apr. 27	New Jersey	4	at Pittsburgh	2	L				
Apr. 30	Pittsburgh	3	at New Jersey	4	L				
May 2	New Jersey	2	at Pittsburgh	3 (OT)	W				
May 4	Pittsburgh	4	at New Jersey	2	W				
	<b>Eastern Conference Semifinals vs. Toronto (TOR won series, 4-2)</b>								
May 7	Pittsburgh	2	at Toronto	0	W				
May 9	Pittsburgh	2	at Toronto	4	L				
May 11	Toronto	3	at Pittsburgh	4	W				
May 13	Toronto	3	at Pittsburgh	2 (OT)	L				
May 15	Pittsburgh	1	at Toronto	4	L				
May 17	Toronto	4	at Pittsburgh	3 (OT)	L				
<b>2000</b>	<b>Eastern Conference Quarterfinals vs. Washington (PIT won series, 4-1)</b>								
Apr. 13	Pittsburgh	7	at Washington	0	W				
Apr. 15	Washington	1	at Pittsburgh	2 (OT)	W				
Apr. 17	Washington	3	at Pittsburgh	4	W				
Apr. 19	Pittsburgh	2	at Washington	3	L				
Apr. 21	Pittsburgh	2	at Washington	1	W				
	<b>Eastern Conference Semifinals vs. Philadelphia (PHI won series, 4-2)</b>								
Apr. 27	Pittsburgh	2	at Philadelphia	0	W				
Apr. 29	Pittsburgh	4	at Philadelphia	1	W				
May 2	Philadelphia	4	at Pittsburgh	3 (OT)	L				
May 4	Philadelphia	2	at Pittsburgh	1 (5OT)	L				
May 7	Pittsburgh	3	at Philadelphia	6	L				
May 9	Philadelphia	2	at Pittsburgh	1	L				
<b>2001</b>	<b>Eastern Conference Quarterfinals vs. Washington (PIT won series, 4-2)</b>								
Apr. 12	Pittsburgh	0	at Washington	1	L				
Apr. 14	Pittsburgh	2	at Washington	1	W				
Apr. 16	Washington	0	at Pittsburgh	3	W				
Apr. 18	Washington	4	at Pittsburgh	3 (OT)	L				
Apr. 21	Pittsburgh	2	at Washington	1	W				
Apr. 23	Washington	3	at Pittsburgh	4 (OT)	W				
	<b>Eastern Conference Semifinals vs. Buffalo (PIT won series, 4-3)</b>								
Apr. 26	Pittsburgh	3	at Buffalo	0	W				
Apr. 28	Pittsburgh	3	at Buffalo	1	W				
Apr. 30	Buffalo	4	at Pittsburgh	1	L				
May 2	Buffalo	5	at Pittsburgh	2	L				
May 5	Pittsburgh	2	at Buffalo	3 (OT)	L				
May 8	Buffalo	2	at Pittsburgh	3 (OT)	W				
May 10	Pittsburgh	3	at Buffalo	2 (OT)	W				
	<b>Eastern Conference Final vs. New Jersey (NJD won series, 4-1)</b>								
May 12	Pittsburgh	1	at New Jersey	3	L				
May 15	Pittsburgh	4	at New Jersey	2	W				
May 17	New Jersey	3	at Pittsburgh	0	L				
May 19	New Jersey	5	at Pittsburgh	0	L				
May 22	Pittsburgh	2	at New Jersey	4	L				
<b>2002</b>	Did Not Qualify For Playoffs								
<b>2003</b>	Did Not Qualify For Playoffs								
<b>2004</b>	Did Not Qualify For Playoffs								
<b>2005</b>	No Season								
<b>2006</b>	Did Not Qualify For Playoffs								
<b>2007</b>	<b>Eastern Conference Quarterfinals vs. Ottawa (OTT won series, 4-1)</b>								
Apr. 11	Pittsburgh	3	at Ottawa	6	L				
Apr. 14	Pittsburgh	4	at Ottawa	3	W				
Apr. 15	Ottawa	4	at Pittsburgh	2	L				
Apr. 17	Ottawa	2	at Pittsburgh	1	L				
Apr. 19	Pittsburgh	0	at Ottawa	3	L				
<b>2008</b>	<b>Eastern Conference Quarterfinals vs. Ottawa (PIT won series, 4-0)</b>								
Apr. 9	Ottawa	0	at Pittsburgh	4	W				
Apr. 11	Ottawa	3	at Pittsburgh	5	W				
Apr. 14	Pittsburgh	4	at Ottawa	1	W				
Apr. 16	Pittsburgh	3	at Ottawa	1	W				
	<b>Eastern Conference Semifinals vs. NY Rangers (PIT won series, 4-1)</b>								
Apr. 25	NY Rangers	4	at Pittsburgh	5	W				
Apr. 27	NY Rangers	0	at Pittsburgh	2	W				
Apr. 29	Pittsburgh	5	at NY Rangers	3	W				
May 1	Pittsburgh	0	at NY Rangers	3	L				
May 4	NY Rangers	2	at Pittsburgh	3 (OT)	W				
	<b>Eastern Conference Final vs. Philadelphia (PIT won series, 4-1)</b>								
May 9	Philadelphia	2	at Pittsburgh	4	W				
May 11	Philadelphia	2	at Pittsburgh	4	W				
May 13	Pittsburgh	4	at Philadelphia	1	W				
May 15	Pittsburgh	2	at Philadelphia	4	L				
May 18	Philadelphia	0	at Pittsburgh	6	W				
	<b>Stanley Cup Final vs. Detroit (DET won series, 4-2)</b>								
May 24	Pittsburgh	0	at Detroit	4	L				
May 26	Pittsburgh	0	at Detroit	3	L				
May 28	Detroit	2	at Pittsburgh	3	W				
May 31	Detroit	2	at Pittsburgh	1	L				
June 2	Pittsburgh	4	at Detroit	3 (3OT)	W				
June 4	Detroit	3	at Pittsburgh	2	L				

## PLAYOFF GAME-BY-GAME RESULTS CONTINUED

**2009 Eastern Conference Quarterfinals vs. Philadelphia**  
**[PIT won series, 4-2]**

Apr. 15	Philadelphia	1	at Pittsburgh	4	W
Apr. 17	Philadelphia	2	at Pittsburgh	3 (OT)	W
Apr. 19	Pittsburgh	3	at Philadelphia	6	L
Apr. 21	Pittsburgh	3	at Philadelphia	1	W
Apr. 23	Philadelphia	3	at Pittsburgh	0	L
Apr. 25	Pittsburgh	5	at Philadelphia	3	W

**Eastern Conference Semifinals vs. Washington**  
**[PIT won series, 4-3]**

May 2	Pittsburgh	2	at Washington	3	L
May 4	Pittsburgh	3	at Washington	4	L
May 6	Washington	2	at Pittsburgh	3 (OT)	W
May 8	Washington	3	at Pittsburgh	5	W
May 9	Pittsburgh	4	at Washington	3 (OT)	W
May 11	Washington	5	at Pittsburgh	4 (OT)	L
May 13	Pittsburgh	6	at Washington	2	W

**Eastern Conference Final vs. Carolina**  
**[PIT won series, 4-0]**

May 18	Carolina	2	at Pittsburgh	3	W
May 21	Carolina	4	at Pittsburgh	7	W
May 23	Pittsburgh	6	at Carolina	2	W
May 26	Pittsburgh	4	at Carolina	1	W

**Stanley Cup Final vs. Detroit**  
**[PIT won series, 4-3]**

May 30	Pittsburgh	1	at Detroit	3	L
May 31	Pittsburgh	1	at Detroit	3	L
June 2	Detroit	2	at Pittsburgh	4	W
June 4	Detroit	2	at Pittsburgh	4	W
June 6	Pittsburgh	0	at Detroit	5	L
June 9	Detroit	1	at Pittsburgh	2	W
June 12	Pittsburgh	2	at Detroit	1	W

**2010 Eastern Conference Quarterfinals vs. Ottawa**  
**[PIT won series, 4-2]**

Apr. 14	Ottawa	5	at Pittsburgh	4	L
Apr. 16	Ottawa	1	at Pittsburgh	2	W
Apr. 18	Pittsburgh	4	at Ottawa	2	W
Apr. 20	Pittsburgh	7	at Ottawa	4	W
Apr. 22	Ottawa	4	at Pittsburgh	3 (3OT)	L
Apr. 24	Pittsburgh	4	at Ottawa	3 (OT)	W

**Eastern Conference Semifinals vs. Montreal**  
**[MTL won series, 4-3]**

Apr. 30	Montreal	3	at Pittsburgh	6	W
May 2	Montreal	3	at Pittsburgh	1	L
May 4	Pittsburgh	2	at Montreal	0	W
May 6	Pittsburgh	2	at Montreal	3	L
May 8	Montreal	1	at Pittsburgh	2	W
May 10	Pittsburgh	3	at Montreal	4	L
May 12	Montreal	5	at Pittsburgh	2	L

**2011 Eastern Conference Quarterfinals vs. Tampa Bay**  
**[TBL won series, 4-3]**

Apr. 13	Tampa Bay	0	at Pittsburgh	3	W
Apr. 15	Tampa Bay	5	at Pittsburgh	1	L
Apr. 18	Pittsburgh	3	at Tampa Bay	2	W
Apr. 20	Pittsburgh	3	at Tampa Bay	2 (2OT)	W
Apr. 23	Tampa Bay	8	at Pittsburgh	2	L
Apr. 25	Pittsburgh	2	at Tampa Bay	4	L
Apr. 27	Tampa Bay	1	at Pittsburgh	0	L

**2012 Eastern Conference Quarterfinals vs. Philadelphia**  
**[PHI won series, 4-2]**

Apr. 11	Philadelphia	4	at Pittsburgh	3 (OT)	L
Apr. 13	Philadelphia	8	at Pittsburgh	5	L
Apr. 15	Pittsburgh	4	at Philadelphia	8	L
Apr. 18	Pittsburgh	10	at Philadelphia	3	W
Apr. 20	Philadelphia	2	at Pittsburgh	3	W
Apr. 22	Pittsburgh	1	at Philadelphia	5	L

**2013 Eastern Conference Quarterfinals vs. NY Islanders**  
**[PIT won series, 4-2]**

May 1	NY Islanders	0	at Pittsburgh	5	W
May 3	NY Islanders	4	at Pittsburgh	3	L
May 5	Pittsburgh	5	at NY Islanders	4 (OT)	W
May 7	Pittsburgh	4	at NY Islanders	6	L
May 9	NY Islanders	0	at Pittsburgh	4	W
May 11	Pittsburgh	4	at NY Islanders	3 (OT)	W

**Eastern Conference Semifinals vs. Ottawa**  
**[PIT won series, 4-1]**

May 14	Ottawa	1	at Pittsburgh	4	W
May 17	Ottawa	3	at Pittsburgh	4	W
May 19	Pittsburgh	1	at Ottawa	2 (2OT)	L
May 22	Pittsburgh	7	at Ottawa	3	W
May 24	Ottawa	2	at Pittsburgh	6	W

**Eastern Conference Final vs. Boston**  
**[BOS won series, 4-0]**

June 1	Boston	3	at Pittsburgh	0	L
June 3	Boston	6	at Pittsburgh	1	L
June 5	Pittsburgh	1	at Boston	2 (2OT)	L
June 7	Pittsburgh	0	at Boston	1	L

**2014 Eastern Conference First Round vs. Columbus**  
**[PIT won series, 4-2]**

Apr. 16	Columbus	3	at Pittsburgh	4	W
Apr. 19	Columbus	4	at Pittsburgh	3 (2OT)	L
Apr. 21	Pittsburgh	4	at Columbus	3	W
Apr. 23	Pittsburgh	3	at Columbus	4 (OT)	L
Apr. 26	Columbus	1	at Pittsburgh	3	W
Apr. 28	Pittsburgh	4	at Columbus	3	W

**Eastern Conference Second Round vs. NY Rangers**  
**[NYR won series, 4-3]**

May 2	NY Rangers	3	at Pittsburgh	2 (OT)	L
May 4	NY Rangers	0	at Pittsburgh	3	W
May 5	Pittsburgh	2	at NY Rangers	0	W
May 7	Pittsburgh	4	at NY Rangers	2	W
May 9	NY Rangers	5	at Pittsburgh	1	L
May 11	Pittsburgh	1	at NY Rangers	3	L
May 13	NY Rangers	2	at Pittsburgh	1	L

**2015 Eastern Conference First Round vs. NY Rangers**  
**[NYR won series, 4-1]**

Apr. 16	Pittsburgh	1	at NY Rangers	2	L
Apr. 18	Pittsburgh	4	at NY Rangers	3	W
Apr. 20	NY Rangers	2	at Pittsburgh	1	L
Apr. 22	NY Rangers	2	at Pittsburgh	1 (OT)	L
Apr. 24	Pittsburgh	1	at NY Rangers	2 (OT)	L

**2016 Eastern Conference First Round vs. NY Rangers**  
**[PIT won series, 4-1]**

Apr. 13	NY Rangers	2	at Pittsburgh	5	W
Apr. 16	NY Rangers	4	at Pittsburgh	2	L
Apr. 19	Pittsburgh	3	at NY Rangers	1	W
Apr. 21	Pittsburgh	5	at NY Rangers	0	W
Apr. 23	NY Rangers	3	at Pittsburgh	6	W

## PLAYOFF GAME-BY-GAME RESULTS CONTINUED

**Eastern Conference Second Round vs. Washington**  
**[PIT won series, 4-2]**

Apr. 28	Pittsburgh	3	at Washington	4 (OT)	L
Apr. 30	Pittsburgh	2	at Washington	1	W
May 2	Washington	2	at Pittsburgh	3	W
May 4	Washington	2	at Pittsburgh	3 (OT)	W
May 7	Pittsburgh	1	at Washington	3	L
May 10	Washington	3	at Pittsburgh	4 (OT)	W

**Eastern Conference Final vs. Tampa Bay**  
**[PIT won series, 4-3]**

May 13	Tampa Bay	3	at Pittsburgh	1	L
May 16	Tampa Bay	2	at Pittsburgh	3 (OT)	W
May 18	Pittsburgh	4	at Tampa Bay	2	W
May 20	Pittsburgh	3	at Tampa Bay	4	L
May 22	Tampa Bay	4	at Pittsburgh	3 (OT)	L
May 24	Pittsburgh	5	at Tampa Bay	2	W
May 26	Tampa Bay	1	at Pittsburgh	2	W

**Stanley Cup Final vs. San Jose**  
**[PIT won series, 4-2]**

May 30	San Jose	2	at Pittsburgh	3	W
June 1	San Jose	1	at Pittsburgh	2 (OT)	W
June 4	Pittsburgh	2	at San Jose	3 (OT)	L
June 6	Pittsburgh	3	at San Jose	1	W
June 9	San Jose	4	at Pittsburgh	2	L
June 12	Pittsburgh	3	at San Jose	1	W

**2017 Eastern Conference First Round vs. Columbus**  
**[PIT won series, 4-1]**

Apr. 12	Columbus	1	at Pittsburgh	3	W
Apr. 14	Columbus	1	at Pittsburgh	4	W
Apr. 16	Pittsburgh	5	at Columbus	4 (OT)	W
Apr. 18	Pittsburgh	4	at Columbus	5	L
Apr. 20	Columbus	2	at Pittsburgh	5	W

**Eastern Conference Second Round vs. Washington**  
**[PIT won series, 4-3]**

Apr. 27	Pittsburgh	3	at Washington	2	W
Apr. 29	Pittsburgh	6	at Washington	2	W
May 1	Washington	3	at Pittsburgh	2 (OT)	L
May 3	Washington	2	at Pittsburgh	3	W
May 6	Pittsburgh	2	at Washington	4	L
May 8	Washington	5	at Pittsburgh	2	L
May 10	Pittsburgh	2	at Washington	0	W

**Eastern Conference Final vs. Ottawa**  
**[PIT won series, 4-3]**

May 13	Ottawa	2	at Pittsburgh	1 (OT)	L
May 15	Ottawa	0	at Pittsburgh	1	W
May 17	Pittsburgh	1	at Ottawa	5	L
May 19	Pittsburgh	3	at Ottawa	2	W
May 21	Ottawa	0	at Pittsburgh	7	W
May 23	Pittsburgh	1	at Ottawa	2	L
May 25	Ottawa	2	at Pittsburgh	3 (2OT)	W

**Stanley Cup Final vs. Nashville**  
**[PIT won series, 4-2]**

May 29	Nashville	3	Pittsburgh	5	W
May 31	Nashville	1	Pittsburgh	4	W
June 3	Pittsburgh	1	Nashville	5	L
June 5	Pittsburgh	1	Nashville	4	L
June 8	Nashville	0	Pittsburgh	6	W
June 11	Pittsburgh	2	Nashville	0	W

**2018 Eastern Conference First Round vs. Philadelphia**  
**[PIT won series, 4-2]**

Apr. 11	Philadelphia	0	at Pittsburgh	7	W
Apr. 13	Philadelphia	5	at Pittsburgh	1	L
Apr. 15	Pittsburgh	5	at Philadelphia	1	W
Apr. 18	Pittsburgh	5	at Philadelphia	0	W
Apr. 20	Philadelphia	4	at Pittsburgh	2	L
Apr. 22	Pittsburgh	8	at Philadelphia	5	W

**Eastern Conference Second Round vs. Washington**  
**[WSH won series, 4-2]**

Apr. 26	Pittsburgh	3	at Washington	2	W
Apr. 29	Pittsburgh	1	at Washington	4	L
May 1	Washington	4	at Pittsburgh	3	L
May 3	Washington	1	at Pittsburgh	3	W
May 5	Pittsburgh	3	at Washington	6	L
May 7	Washington	2	at Pittsburgh	1 (OT)	L

**2019 Eastern Conference First Round vs. NY Islanders**  
**[NYI won series, 4-0]**

Apr. 10	Pittsburgh	3	at NY Islanders	4 (OT)	L
Apr. 12	Pittsburgh	1	at NY Islanders	3	L
Apr. 14	NY Islanders	4	at Pittsburgh	1	L
Apr. 16	NY Islanders	3	at Pittsburgh	1	L

**2020 Eastern Conference Qualifying Round vs. Montreal Canadiens**  
**[MTL won series, 3-1]**

Aug. 1	Montreal	3	at Pittsburgh	2 (OT)	L
Aug. 3	Montreal	1	at Pittsburgh	3	W
Aug. 5	Pittsburgh	3	at Montreal	4	L
Aug. 7	Pittsburgh	0	at Montreal	2	L

*\*All 2020 playoff games played in Toronto, Ontario.***2021 East Division First Round vs. NY Islanders**  
**[NYI won series, 4-2]**

May 16	NY Islanders	4	at Pittsburgh	3 (OT)	L
May 18	NY Islanders	1	at Pittsburgh	2	W
May 20	Pittsburgh	5	at NY Islanders	4	W
May 22	Pittsburgh	1	at NY Islanders	4	L
May 24	NY Islanders	3	at Pittsburgh	2 (2OT)	L
May 26	Pittsburgh	3	at NY Islanders	5	L

**2022 Metropolitan Division First Round vs. NY Rangers**  
**[NYR won series, 4-3]**

May 3	NY Rangers	3	at Pittsburgh	4 (3OT)	W
May 5	NY Rangers	5	at Pittsburgh	2	L
May 7	Pittsburgh	7	at NY Rangers	4	W
May 9	Pittsburgh	7	at NY Rangers	2	W
May 11	NY Rangers	5	at Pittsburgh	3	L
May 13	Pittsburgh	3	at NY Rangers	5	L
May 15	NY Rangers	4	at Pittsburgh	3 (OT)	L

# PLAYOFF RECORDS

## ALL-TIME AGAINST OPPONENTS

OPPONENT	SERIES	W	L	GP	W	L	GF	GA	LAST	SERIES
WASHINGTON	11	9	2	68	40	28	214	195	2018	SR - Lost 4-2
NY RANGERS	8	5	3	44	27	17	151	121	2022	FR - Lost 4-3
PHILADELPHIA	7	3	4	41	20	21	143	136	2018	FR - Won 4-2
NY ISLANDERS	6	1	5	35	14	21	105	119	2021	FR - Lost 4-2
OTTAWA	5	4	1	27	17	10	89	66	2017	CF - Won 4-3
NEW JERSEY	5	3	2	29	14	15	80	86	2001	CF - Lost 4-1
BOSTON	5	2	3	23	10	13	69	74	2013	CF - Lost 4-0
MONTREAL	3	0	3	17	6	11	41	47	2020	QR - Lost 3-1
ST. LOUIS	3	1	2	13	6	7	40	45	1981	PR - Lost 3-2
TORONTO	3	0	3	12	4	8	27	39	1999	CSF - Lost 4-2
BUFFALO	2	2	0	10	6	4	26	26	2001	CSF - Won 4-3
COLUMBUS	2	2	0	11	8	3	42	31	2017	FR - Won 4-1
CHICAGO	2	1	1	8	4	4	23	24	1992	F - Won 4-0
DETROIT	2	1	1	13	6	7	24	34	2009	F - Won 4-3
TAMPA BAY	2	1	1	14	7	7	35	40	2016	CF - Won 4-3
CAROLINA	1	1	0	4	4	0	20	9	2009	CF - Won 4-0
MINNESOTA	1	1	0	6	4	2	28	16	1991	F - Won 4-2
NASHVILLE	1	1	0	6	4	2	19	13	2017	F - Won 4-2
OAKLAND	1	1	0	4	4	0	13	6	1970	QF - Won 4-0
SAN JOSE	1	1	0	6	4	2	15	12	2016	F - Won 4-2
FLORIDA	1	0	1	7	3	4	15	20	1996	CF - Lost 4-3
<b>TOTAL</b>	<b>72</b>	<b>40</b>	<b>32</b>	<b>398</b>	<b>212</b>	<b>186</b>	<b>1219</b>	<b>1159</b>		

## COACHES' PLAYOFF RECORDS

COACHES	SERIES	W-L	GAMES	W-L
Mike Sullivan	14	9-5	82	44-38
Dan Bylsma	13	8-5	78	43-35
Scott Bowman	6	5-1	33	23-10
Eddie Johnston	8	3-5	46	22-24
Bob Johnson	4	4-0	24	16-8
Michel Therrien	5	3-2	25	15-10
Ivan Hlinka	3	2-1	18	9-9
Kevin Constantine	3	1-2	19	8-11
Gene Ubriaco	2	1-1	11	7-4
Herb Brooks	2	1-1	11	6-5
Red Kelly	3	1-2	14	6-8
Marc Boileau	2	1-1	9	5-4
Johnny Wilson	3	1-2	12	4-8
Ken Schinkel	2	0-2	6	2-4
Mike Johnston	1	0-1	5	1-4
Craig Patrick	1	0-1	5	1-4
<b>TOTAL</b>	<b>72</b>	<b>40-32</b>	<b>398</b>	<b>212-186</b>

## RECORDS BY GAME

	OVERALL	HOME	ROAD
Game One	35-37	25-18	10-19
Game Two	43-29	31-13	12-16
Game Three	42-29	14-14	28-15
Game Four	34-34	12-14	22-20
Game Five	28-29	21-12	7-17
Game Six	20-20	8-8	12-12
Game Seven	10-8	4-7	6-1
<b>TOTAL</b>	<b>212-186</b>	<b>115-86</b>	<b>97-100</b>

## RECORDS BY SERIES

SERIES	PLAYED	W-L
Record in Stanley Cup Final	6	5-1
Record in Semifinals/Conference Finals	10	6-4
Record in Quarterfinals/Division Finals/Conference Semifinals/Second Round	21	10-11
Record in Preliminary Round/Division Semifinals/Conference Quarterfinals/First Round	34	19-15
Record in Qualifying Round	1	0-1
Record in Two-Game Series	1	1-0
Record in Three-Game Series	3	1-2
Record in Four-Game Series	11	6-5
Record in Five-Game Series	17	9-8
Record in Six-Game Series	22	13-9
Record in Seven-Game Series	18	10-8

## MISCELLANEOUS PLAYOFF RECORDS

Years in the Playoffs	37	
Most Consecutive Years	16	2007-22
Most Consecutive Wins	14	5/9/92 to 4/22/93*
Most Consecutive Home Wins	9	4/9/08 to 5/2/08
		5/9/92 to 4/26/93
Most Consecutive Road Wins	6	5/11/92 to 4/22/93

## PLAYOFF RECORDS CONTINUED

## ALL-TIME PLAYOFF RECORDS

## GAMES PLAYED

1. SIDNEY CROSBY	180
2. EVGENI MALKIN	177
3. KRIS LETANG	149
4. Jaromir Jagr	140
5. Chris Kunitz	126
6. Marc-Andre Fleury	115
7. Mario Lemieux	107
8. Kevin Stevens	103
9. Tom Barrasso	101
10. Ron Francis	97

## POINTS

1. SIDNEY CROSBY	201
3. EVGENI MALKIN	180
3. Mario Lemieux	172
4. Jaromir Jagr	147
5. Kevin Stevens	106
6. Ron Francis	100
7. KRIS LETANG	90
8. Chris Kunitz	76
9. Larry Murphy	72
10. JAKE GUENTZEL	58
11. Phil Kessel	56
12. Martin Straka	46
13. Sergei Gonchar	44

## GOALS

1. Mario Lemieux	76
2. SIDNEY CROSBY	71
3. EVGENI MALKIN	67
4. Jaromir Jagr	65
5. Kevin Stevens	46
6. JAKE GUENTZEL	34
7. Ron Francis	32
8. Chris Kunitz	23
Jordan Staal	23
10. KRIS LETANG	23
11. Patric Hornqvist	22
12. BRYAN RUST	21
13. Phil Kessel	20

## ASSISTS

1. SIDNEY CROSBY	130
2. EVGENI MALKIN	113
3. Mario Lemieux	96
4. Jaromir Jagr	82
5. Ron Francis	68
6. KRIS LETANG	67
7. Kevin Stevens	60
8. Larry Murphy	57
9. Chris Kunitz	53
10. Sergei Gonchar	37
11. Phil Kessel	36

## POWER-PLAY GOALS

1. Mario Lemieux	29
2. EVGENI MALKIN	28
3. SIDNEY CROSBY	20
Kevin Stevens	20
5. Jaromir Jagr	19
6. Chris Kunitz	11
7. Phil Kessel	10
Larry Murphy	10

## SHORTHANDED GOALS

1. Mario Lemieux	7
2. Pascal Dupuis	2
Bob Errey	2
Jaromir Jagr	2
Eddie Olczyk	2

## GAME-WINNING GOALS

1. Jaromir Jagr	14
2. EVGENI MALKIN	13
3. Mario Lemieux	11
4. SIDNEY CROSBY	9
Kevin Stevens	9
6. JAKE GUENTZEL	8
Ron Francis	8
8. Tyler Kennedy	6

## WINS

1. Marc-Andre Fleury	62
2. Tom Barrasso	56
3. Matt Murray	29
4. Ken Wregget	13
5. Johan Hedberg	9

## GOALS-AGAINST AVERAGE

1. Ron Tugnutt	1.77
2. Tomas Vokoun	2.01
3. Les Binkley	2.10
4. Matt Murray	2.18
5. Johan Hedberg	2.30
6. Marc-Andre Fleury	2.65

## SHUTOUTS

1. Marc-Andre Fleury	10
2. Matt Murray	6
Tom Barrasso	6
4. Johan Hedberg	2
Ron Tugnutt	2

## PLAYOFF RECORDS CONTINUED

## ALL-TIME GOALTENDERS' PLAYOFF RECORDS

PLAYER	GP	MP	GF	GA	ENG	SO	SAVES	GAA	W-L
JEAN-SEBASTIEN AUBIN	1	1	0	0	0	0	0	0.00	0-0
JOCELYN THIBAUT	1	8	2	0	0	0	1	0.00	0-0
MATHIEU GARON	1	24	0	0	0	0	8	0.00	0-0
WENDELL YOUNG	1	39	1	1	0	0	10	1.54	0-0
RON TUGNUTT	11	746	29	22	0	2	376	1.77	6-5
TOMAS VOKOUN	11	685	31	23	0	1	322	2.01	6-5
<b>CASEY DESMITH</b>	<b>1</b>	<b>89</b>	<b>3</b>	<b>3</b>	<b>0</b>	<b>0</b>	<b>48</b>	<b>2.02</b>	<b>0-0</b>
LES BINKLEY	7	428	18	15	0	0	183	2.10	5-2
MATT MURRAY	51	3083	150	112	9	6	1300	2.18	29-21
JOHAN HEDBERG	18	1123	38	43	1	2	439	2.30	9-9
MARC-ANDRE FLEURY	115	6874	338	303	7	10	3002	2.65	62-51
GARY INNESS	9	540	27	24	3	0	273	2.67	5-4
MICHEL PLASSE	3	180	3	8	0	1	85	2.67	1-2
KEN WREGGET	26	1597	82	78	5	1	816	2.86	13-12
TOM BARRASSO	101	5918	334	287	12	6	2523	2.91	56-42
<b>TRISTAN JARRY</b>	<b>8</b>	<b>520</b>	<b>19</b>	<b>26</b>	<b>1</b>	<b>0</b>	<b>212</b>	<b>3.00</b>	<b>2-6</b>
PETER SKUDRA	1	20	2	1	0	0	10	3.00	0-0
JEFF ZATKOFF	2	117	7	6	0	0	59	3.08	1-1
FRANK PIETRANGELO	5	288	19	15	1	1	133	3.13	4-1
AL SMITH	3	180	5	10	0	0	79	3.33	1-2
DENIS HERRON	10	601	26	35	3	0	298	3.49	3-7
JIM RUTHERFORD	4	240	8	14	0	0	131	3.50	0-4
LOUIS DOMINGUE	6	312	23	19	2	0	168	3.65	3-3
GREG MILLEN	10	625	35	40	1	0	297	3.84	4-6
MICHEL DION	5	310	13	22	0	0	164	4.26	2-3
BRENT JOHNSON	3	85	4	7	0	0	21	4.94	0-0



# PLAYER RECORDS

## CAREER

<b>GAMES PLAYED</b>	<b>180</b>	<b>SIDNEY CROSBY</b>
<b>GOALS</b>	76	Mario Lemieux
<b>ASSISTS</b>	<b>130</b>	<b>SIDNEY CROSBY</b>
<b>POINTS</b>	<b>201</b>	<b>SIDNEY CROSBY</b>
<b>PENALTY MINUTES</b>	<b>242</b>	<b>EVGENI MALKIN</b>
<b>POWER-PLAY GOALS</b>	29	Mario Lemieux
<b>GAMES PLAYED, GOALIE</b>	115	Marc-Andre Fleury
<b>WINS</b>	62	Marc-Andre Fleury
<b>GOALS-AGAINST AVERAGE</b>	1.77	Ron Tugnutt
<b>MINUTES PLAYED</b>	6874	Marc-Andre Fleury

## PERIOD

<b>GOALS</b>	4	4/25/89 vs. Philadelphia	Mario Lemieux*
<b>ASSISTS</b>	3	5/8/95 vs. Washington 4/19/91 vs. Washington 4/25/89 vs. Philadelphia	Ron Francis Paul Coffey Mario Lemieux
<b>POINTS</b>	4	4/23/92 vs. Washington 4/25/89 vs. Philadelphia	Lemieux [2+2]* Lemieux [4+0]*
<b>SHOTS</b>	7	4/16/08 at Ottawa 4/11/91 vs. New Jersey	Marian Hossa Larry Murphy
<b>PENALTIES</b>	6	4/13/80 at Boston	Kim Clackson
<b>PIMS</b>	26	4/13/80 at Boston	Kim Clackson
<b>SAVES</b>	27	4/21/97 vs. Philadelphia	Ken Wregget

## SERIES

<b>GOALS</b>	9	1989 vs. Philadelphia	Mario Lemieux
<b>ASSISTS</b>	11	1995 vs. Washington	Ron Francis
<b>POINTS</b>	17	1992 vs. Washington	Mario Lemieux
<b>PIMS</b>	43	1989 vs. NY Rangers 1970 vs. St. Louis	Randy Hillier Tracy Pratt

## YEAR

<b>GOALS</b>	17	1991	Kevin Stevens
<b>ASSISTS</b>	28	1991	Mario Lemieux
<b>POINTS</b>	44	1991	Mario Lemieux
<b>PENALTY MINUTES</b>	66	1989	Phil Bourque
<b>POWER-PLAY GOALS</b>	8	1992	Mario Lemieux
<b>GAME-WINNING GOALS</b>	<b>5</b>	<b>2017</b> 1992	<b>JAKE GUENTZEL</b> Mario Lemieux
<b>SHOTS</b>	<b>104</b>	<b>2009</b>	<b>EVGENI MALKIN</b>
<b>GOALS, DEFENSEMAN</b>	<b>5</b>	<b>2010</b> 1991	<b>KRIS LETANG</b> Larry Murphy
<b>ASSISTS, DEFENSEMAN</b>	18	1991	Larry Murphy
<b>POINTS, DEFENSEMAN</b>	23	1991	Larry Murphy
<b>SAVES</b>	686	2009	Marc-Andre Fleury

## GAME

<b>GOALS</b>	5	4/25/89 vs. Philadelphia	Mario Lemieux
<b>ASSISTS</b>	4	<b>NINE TIMES – LAST TIME</b> <b>5/22/13 AT OTTAWA</b>	<b>KRIS LETANG</b>
<b>POINTS</b>	8	4/25/89 vs. Philadelphia	Lemieux [5+3]*
<b>SHOTS</b>	12	4/24/96 at Washington 4/29/92 vs. Washington	Jaromir Jagr Kevin Stevens
<b>PENALTIES</b>	8	4/13/80 at Boston	Kim Clackson
<b>PIMS</b>	32	4/19/70 at St. Louis	Tracy Pratt
<b>SAVES</b>	70	5/4/00 vs. Philadelphia	Ron Tugnutt

## STREAKS

<b>GOALS</b>	7 games	4/26/96 – 5/11/96 5/3/91 – 5/17/91	Mario Lemieux [10] Mario Lemieux [8]
<b>ASSISTS</b>	10 games	4/19/91 – 5/11/91	Mario Lemieux [16]
<b>POINTS</b>	15 games	4/13/91 – 5/17/91	Mario Lemieux [11+18]
<b>SHUTOUT SEQUENCE</b>	225:49	6/5/17 – 4/13/18	Matt Murray (multiple seasons)
	154:33	4/21/00 – 4/29/00	Ron Tugnutt (single season)

# OVERTIME GAMES

DATE	PLAYER	TIME	OPPONENT	GAME #	R	S
5/15/22	Artemi Panarin	4:46	at NY Rangers	Game 7	L	3-4
5/03/22	Evgeni Malkin	65:58	at NY Rangers	Game 1	W	4-3
5/24/21	Josh Bailey	20:51	vs. NY Islanders	Game 5	L	3-2
5/16/21	Kyle Palmieri	16:30	vs. NY Islanders	Game 1	L	4-3
8/1/20	Jeff Petry	13:57	vs. Montreal	Game 1	L	3-2
4/10/19	Josh Bailey	4:39	at NY Islanders	Game 1	L	4-3
5/7/18	Evgeny Kuznetsov	5:27	vs. Washington	Game 6	L	1-2
5/25/17	Chris Kunitz	25:09	vs. Ottawa	Game 7	W	3-2
5/13/17	Bobby Ryan	4:59	at Ottawa	Game 1	L	1-2
5/01/17	Kevin Shattenkirk	3:13	vs. Washington	Game 3	L	2-3
4/16/17	Jake Guentzel	13:10	at Columbus	Game 3	W	5-4
6/4/16	Joonas Donskoi	12:18	at San Jose	Game 3	L	2-3
6/1/16	Conor Sheary	2:35	vs. San Jose	Game 2	W	2-1
5/22/16	Tyler Johnson	0:53	vs. Tampa Bay	Game 5	L	3-4
5/16/16	Sidney Crosby	0:40	vs. Tampa Bay	Game 2	W	3-2
5/10/16	Nick Bonino	6:32	vs. Washington	Game 6	W	4-3
5/4/16	Patric Hornqvist	2:34	vs. Washington	Game 4	W	3-2
4/28/16	T.J. Oshie	9:33	at Washington	Game 1	L	3-4
4/24/15	Carl Hagelin	10:52	at NY Rangers	Game 5	L	1-2
4/22/15	Kevin Hayes	3:14	vs. NY Rangers	Game 4	L	1-2
5/2/14	Derick Brassard	3:06	vs. NY Rangers	Game 1	L	2-3
4/23/14	Nick Foligno	2:49	at Columbus	Game 4	L	3-4
4/19/14	Matt Calvert	21:10	vs. Columbus	Game 2	L	3-4
6/5/13	Patrice Bergeron	35:19	at Boston	Game 3	L	1-2
5/19/13	Colin Greening	27:39	at Ottawa	Game 3	L	1-2
5/11/13	Brooks Orpik	7:49	at NY Islanders	Game 6	W	4-3
5/5/13	Chris Kunitz	8:44	at NY Islanders	Game 3	W	5-4
4/11/12	Jakub Voracek	2:23	vs. Philadelphia	Game 1	L	3-4
4/20/11	James Neal	23:38	at Tampa Bay	Game 4	W	3-2
4/24/10	Pascal Dupuis	9:56	at Ottawa	Game 6	W	4-3
4/22/10	Matt Carkner	47:06	vs. Ottawa	Game 5	L	3-4
5/11/09	David Steckel	6:22	vs. Washington	Game 6	L	4-5
5/9/09	Evgeni Malkin	3:28	at Washington	Game 5	W	4-3

DATE	PLAYER	TIME	OPPONENT	GAME #	R	S
5/6/09	Kris Letang	11:23	vs. Washington	Game 3	W	3-2
4/17/09	Bill Guerin	18:29	vs. Philadelphia	Game 2	W	3-2
6/2/08	Petr Sykora	49:57	at Detroit	Game 5	W	4-3
5/4/08	Marian Hossa	7:10	vs. NY Rangers	Game 5	W	3-2
5/10/01	Darius Kasparaitis	13:01	at Buffalo	Game 7	W	3-2
5/8/01	Martin Straka	11:29	vs. Buffalo	Game 6	W	3-2
5/5/01	Stu Barnes	8:34	at Buffalo	Game 5	L	2-3
4/23/01	Martin Straka	13:04	vs. Washington	Game 6	W	4-3
4/18/01	Jeff Halpern	4:01	vs. Washington	Game 4	L	3-4
5/4/00	Keith Primeau	92:01	vs. Philadelphia	Game 4	L	1-2
5/2/00	Andy Delmore	11:01	vs. Philadelphia	Game 3	L	3-4
4/15/00	Jaromir Jagr	5:49	vs. Washington	Game 2	W	2-1
5/17/99	Garry Valk	1:58	vs. Toronto	Game 6	L	3-4
5/13/99	Sergei Berezin	2:18	vs. Toronto	Game 4	L	2-3
5/2/99	Jaromir Jagr	8:59	vs. New Jersey	Game 6	W	3-2
4/23/98	Benoit Brunet	18:43	vs. Montreal	Game 1	L	2-3
4/24/96	Petr Nedved	79:15	at Washington	Game 4	W	3-2
5/26/95	Neil Broten	18:36	at New Jersey	Game 4	L	1-2
5/14/95	Luc Robitaille	4:30	vs. Washington	Game 5	W	6-5
5/14/93	David Volek	5:16	vs. NY Islanders	Game 7	L	3-4
5/17/92	Jaromir Jagr	9:44	vs. Boston	Game 1	W	4-3
5/9/92	Ron Francis	2:47	vs. NY Rangers	Game 4	W	5-4
5/7/92	Kris King	1:29	vs. NY Rangers	Game 3	L	5-6
5/3/91	Vladimir Ruzicka	8:14	at Boston	Game 2	L	4-5
4/19/91	Kevin Stevens	8:10	vs. Washington	Game 2	W	7-6
4/5/91	Jaromir Jagr	8:52	vs. New Jersey	Game 2	W	5-4
4/21/89	Phil Bourque	12:08	at Philadelphia	Game 3	W	4-3
4/13/82	John Tonelli	6:10	at NY Islanders	Game 5	L	3-4
4/10/82	Rick Kehoe	4:14	vs. NY Islanders	Game 3	W	2-1
4/14/81	Mike Crombeen	25:16	at St. Louis	Game 5	L	3-4
4/14/79	George Ferguson	0:47	at Buffalo	Game 3	W	4-3
4/9/72	Pit Martin	0:12	vs. Chicago	Game 4	L	5-6
4/12/70	Michel Briere	8:28	at Oakland	Game 4	W	3-2

OVERALL OVERTIME RECORD: 31-35 HOME OVERTIME RECORD: 18-22 ROAD OVERTIME RECORD: 13-13

# PLAYOFF SCORING

PLAYER	GP	G	A	PTS	PIMS
<b>1. SIDNEY CROSBY</b>	<b>180</b>	<b>71</b>	<b>130</b>	<b>201</b>	<b>83</b>
<b>2. EVGENI MALKIN</b>	<b>177</b>	<b>67</b>	<b>113</b>	<b>180</b>	<b>242</b>
3. Mario Lemieux	107	76	96	172	87
4. Jaromir Jagr	140	65	82	147	121
5. Kevin Stevens	103	46	60	106	170
6. Ron Francis	97	32	68	100	67
<b>7. KRIS LETANG</b>	<b>149</b>	<b>23</b>	<b>67</b>	<b>90</b>	<b>142</b>
8. Chris Kunitz	126	23	53	76	113
9. Larry Murphy	74	15	57	72	73
<b>10. JAKE GUENTZEL</b>	<b>58</b>	<b>34</b>	<b>24</b>	<b>58</b>	<b>26</b>
11. Phil Kessel	65	20	36	56	10
12. Martin Straka	65	19	27	46	30
13. Sergei Gonchar	60	7	37	44	26
14. Patric Hornqvist	66	22	16	38	60
15. Mark Recchi	29	10	28	38	33
16. Rick Tocchet	32	15	22	37	68
17. Jordan Staal	73	23	13	36	34
<b>18. BRYAN RUST</b>	<b>79</b>	<b>21</b>	<b>14</b>	<b>35</b>	<b>32</b>
19. Maxime Talbot	66	14	19	33	87
20. Pascal Dupuis	77	14	19	33	44
21. Joe Mullen	62	16	15	31	20
22. Alex Kovalev	46	12	18	30	50
23. Justin Schultz	56	6	23	29	6
24. Tyler Kennedy	76	12	15	27	25
25. Marian Hossa	20	12	14	26	12
26. Paul Coffey	23	4	22	26	37
<b>27. BRIAN DUMOULIN</b>	<b>81</b>	<b>4</b>	<b>21</b>	<b>25</b>	<b>16</b>
28. Phil Bourque	56	13	12	25	107
29. Nick Bonino	45	8	17	25	14
30. Bill Guerin	35	11	13	24	17
31. Jan Hrdina	40	10	14	24	22
32. Paul Martin	43	3	21	24	14
33. Petr Nedved	23	11	12	23	28
34. James Neal	38	11	11	22	50
35. Troy Loney	66	8	14	22	97
36. Carl Hagelin	48	10	11	21	35
37. Conor Sheary	61	6	15	21	19
38. Matt Cooke	58	5	16	21	95
39. Rick Kehoe	37	4	17	21	2
40. Olli Maatta	69	2	19	21	20
41. Rob Brown	41	9	10	19	34
42. Robert Lang	45	7	12	19	6
43. Jean Pronovost	29	9	9	18	12
44. Shawn McEachern	48	6	11	17	24
45. Ryan Malone	25	6	10	16	25
46. Ulf Samuelsson	66	4	12	16	123
47. Matt Cullen	53	6	9	15	32
48. George Ferguson	22	4	11	15	13
49. Matt Niskanen	39	3	12	15	25
50. Brooks Orpik	92	2	13	15	88

PLAYER	GP	G	A	PTS	PIMS
51. Sergei Zubov	18	1	14	15	26
52. Rod Schutt	22	8	6	14	26
53. Ruslan Fedotenko	32	7	7	14	8
54. Bryan Trottier	46	7	7	14	57
55. Randy Carlyle	22	6	8	14	41
56. Ron Schock	29	2	12	14	23
57. Ian Cole	54	1	13	14	44
58. Bob Errey	49	9	4	13	51
59. Jussi Jokinen	21	7	6	13	14
60. Ron Stackhouse	32	5	8	13	38
61. Mark Eaton	50	4	9	13	14
62. Jiri Slegar	29	3	10	13	33
63. Brandon Sutter	33	8	4	12	4
64. Tomas Sandstrom	36	7	5	12	50
65. Craig Adams	77	7	5	12	64
66. Jarome Iginla	15	4	8	12	16
67. Paul Stanton	44	2	10	12	66
68. Luc Robitaille	12	7	4	11	26
69. Gregg Sheppard	17	4	7	11	2
70. John Cullen	20	3	8	11	36
71. Jock Callander	22	3	8	11	12
72. Pierre Larouche	15	2	9	11	2
73. Trevor Daley	36	2	9	11	34
<b>74. JEFF CARTER</b>	<b>13</b>	<b>8</b>	<b>2</b>	<b>10</b>	<b>10</b>
75. Lowell MacDonald	15	6	4	10	8
76. Petr Sykora	27	6	4	10	16
77. Janne Laukkanen	29	4	6	10	24
78. Andrew Ference	18	3	7	10	16
79. Alex Goligoski	15	2	8	10	2
80. Ben Lovejoy	38	2	8	10	16
81. J.J. Daigneault	17	1	9	10	36
82. Dan Quinn	11	6	3	9	10
83. Bob Kelly	15	6	3	9	23
84. Bryan Smolinski	18	5	4	9	10
85. Aleksey Morozov	39	4	5	9	8
86. Kip Miller	13	2	7	9	19
87. Dave Roche	16	2	7	9	51
88. Colin Campbell	19	2	7	9	51
89. Zarley Zalapski	11	1	8	9	13
90. Michel Briere	10	5	3	8	17
91. Mike Bullard	9	4	4	8	4
92. Gary Roberts	16	4	4	8	34
93. Syl Apps	19	4	4	8	23
94. Kevin Hatcher	24	4	4	8	20
95. Randy Cunneynworth	11	3	5	8	26
96. German Titov	11	3	5	8	4
97. Greg Malone	18	3	5	8	32
98. Glen Murray	18	2	6	8	10
99. Ron Hainsey	25	2	6	8	6
100. Ryan Whitney	25	2	6	8	31

## PLAYOFF SCORING CONTINUED

PLAYER	GP	G	A	PTS	PIMS
101. Peter Taglianetti	39	1	7	8	83
102. Rob Scuderi	67	1	7	8	16
103. Peter Lee	19	0	8	8	4
104. Chris Tamer	37	0	8	8	52
<b>105. JASON ZUCKER</b>	<b>15</b>	<b>4</b>	<b>3</b>	<b>7</b>	<b>4</b>
106. Ken Schinkel	13	6	1	7	4
107. Vic Hadfield	10	5	2	7	11
108. Mark Johnson	10	4	3	7	6
109. Stu Barnes	11	3	4	7	2
110. Tom Kuhnhackl	47	3	4	7	8
111. Paul Gardner	10	2	5	7	10
112. Dean Prentice	12	2	5	7	8
113. Scott Young	17	1	6	7	2
114. Ian Moran	61	1	6	7	20
115. Kjell Samuelsson	44	0	7	7	72
116. Tom Barrasso	101	0	7	7	36
<b>117. KASPERI KAPANEN</b>	<b>13</b>	<b>1</b>	<b>5</b>	<b>6</b>	<b>2</b>
118. Evan Rodrigues	9	3	3	6	4
119. Gary McAdam	12	3	3	6	9
120. Scott Wilson	23	3	3	6	11
121. Steve Sullivan	6	2	4	6	4
122. Chuck Arnason	9	2	4	6	4
123. Beau Bennett	21	2	4	6	8
124. Jiri Hrdina	35	2	4	6	22
125. Mike Matheson	13	1	5	6	11
126. Miroslav Satan	17	1	5	6	11
127. Mike Ramsey	13	0	6	6	4
128. Orest Kindrachuk	7	4	1	5	7
129. Jeff Daniels	12	3	2	5	0
130. Kevin Miller	18	3	2	5	8
131. Tyler Wright	30	3	2	5	40
132. Ross Lonsberry	17	2	3	5	13
133. Alexei Ponikarovsky	11	1	4	5	4
134. Norm Maciver	12	1	4	5	8
135. Dave Tippett	12	1	4	5	14
136. Jim Paek	27	1	4	5	8
137. Gord Roberts	43	1	4	5	95
138. Tom Bladon	8	0	5	5	2
139. Jim Johnson	11	0	5	5	44
140. Josef Beranek	29	0	5	5	8
<b>141. MARCUS PETERSSON</b>	<b>21</b>	<b>0</b>	<b>4</b>	<b>4</b>	<b>10</b>
142. Pat Boutette	5	3	1	4	8
143. Arron Asham	10	3	1	4	12
144. Nick Harbaruk	14	3	1	4	20
145. Adam Hall	17	3	1	4	8
146. Eric Fehr	23	3	1	4	6
147. Mario Faubert	10	2	2	4	6
148. Duane Rupp	10	2	2	4	8
149. Brenden Morrow	14	2	2	4	8
150. Darius Kasparaitis	38	2	2	4	50

PLAYER	GP	G	A	PTS	PIMS
151. Philippe Boucher	9	1	3	4	4
152. Derick Brassard	12	1	3	4	4
153. Wayne Primeau	18	1	3	4	2
154. Dave Burrows	20	1	3	4	16
155. Joe Dziedzic	21	1	3	4	23
156. Zach Aston-Reese	23	1	3	4	8
157. Francois Leroux	33	1	3	4	34
158. Keith McCreary	11	0	4	4	6
159. Fredrik Olausson	11	0	4	4	2
160. Dominik Simon	12	0	4	4	4
<b>161. DANTON HEINEN</b>	<b>7</b>	<b>3</b>	<b>0</b>	<b>3</b>	<b>4</b>
162. Bob Leiter	4	3	0	3	0
163. Jim Hamilton	6	3	0	3	0
164. Eddie Olczyk	11	3	0	3	16
165. Andre St. Laurent	5	2	1	3	8
166. Brian Gibbons	8	2	1	3	2
167. Blair Chapman	10	2	1	3	9
168. Troy Murray	12	2	1	3	12
169. Lee Stempniak	13	2	1	3	6
170. Douglas Murray	15	2	1	3	32
171. Brad Werenka	19	2	1	3	14
172. Rene Corbet	24	2	1	3	21
173. Chris Joseph	25	2	1	3	20
174. Jarkko Ruutu	25	2	1	3	36
175. Wally Boyer	10	1	2	3	0
176. Frederick Gaudreau	6	1	2	3	2
177. Dunc McCallum	10	1	2	3	12
178. Bob Woytowich	10	1	2	3	2
179. Riley Sheahan	12	1	2	3	2
180. Georges Laraque	17	1	2	3	4
181. Greg Hotham	5	0	3	3	6
182. Jared McCann	12	0	3	3	4
183. Jason Woolley	5	0	3	3	0
184. Jim Morrison	8	0	3	3	10
185. Russ Anderson	10	0	3	3	28
186. Bryan Hextall	14	0	3	3	43
187. Carter Rowney	23	0	3	3	4
188. Bob Boughner	29	0	3	3	37
189. Hal Gill	44	0	3	3	18
<b>190. BROCK MCGINN</b>	<b>7</b>	<b>1</b>	<b>1</b>	<b>2</b>	<b>4</b>
<b>191. TEDDY BLUEGER</b>	<b>18</b>	<b>1</b>	<b>1</b>	<b>2</b>	<b>4</b>
192. Mike Needham	14	2	0	2	4
193. Stan Gilbertson	3	1	1	2	2
194. Nick Libbitt	5	1	1	2	0
195. Rick MacLeish	5	1	1	2	0
196. Kevin McClelland	5	1	1	2	5
197. Nick Spaling	5	1	1	2	4
198. Bob Stewart	5	1	1	2	2
199. Brandon Tanev	10	1	1	2	0
200. Dave Michayluk	7	1	1	2	0

## PLAYOFF SCORING CONTINUED

PLAYER	GP	G	A	PTS	PIMS	PLAYER	GP	G	A	PTS	PIMS
201. Pat Price	10	1	1	2	49	251. Greg Brown	6	0	1	1	4
202. Brad Lauer	12	1	1	2	4	252. Richard Park	6	0	1	1	4
203. Mike Rupp	18	1	1	2	12	253. Barry Wilkins	6	0	1	1	4
204. Grant Jennings	38	1	1	2	38	254. Marc Chorney	7	0	1	1	2
205. Mark Streit	3	0	2	2	0	255. Bob Paradise	7	0	1	1	17
206. Darryl Edestrand	4	0	2	2	0	256. Robert Bortuzzo	8	0	1	1	4
207. Greg Polis	4	0	2	2	0	257. Dave Hannan	8	0	1	1	4
208. Steve Downie	5	0	2	2	4	258. Bob McManama	8	0	1	1	6
209. Michel Ouellet	5	0	2	2	6	259. Dennis Owchar	8	0	1	1	6
210. Brian Boyle	6	0	2	2	0	260. Marcel Goc	9	0	1	1	4
211. Cody Ceci	6	0	2	2	0	261. Paul Baxter	10	0	1	1	42
212. Glen Sather	10	0	2	2	17	262. Tracy Pratt	10	0	1	1	51
213. Gord Dineen	11	0	2	2	8	263. Alex Hicks	11	0	1	1	4
214. Mark Letestu	11	0	2	2	0	264. Marc Bergevin	12	0	1	1	2
215. Zbynek Michalek	13	0	2	2	0	265. Deryk Engelland	13	0	1	1	22
216. Val Fonteyne	14	0	2	2	2	266. Dmitri Mironov	15	0	1	1	10
217. John Marino	17	0	2	2	10	267. Randy Hillier	17	0	1	1	73
218. Matthew Barnaby	24	0	2	2	64	268. Neil Wilkinson	20	0	1	1	18
219. M-A Fleury	115	0	2	2	4	269. Joe Vitale	23	0	1	1	22
<b>220. MARK FRIEDMAN</b>	<b>6</b>	<b>1</b>	<b>0</b>	<b>1</b>	<b>0</b>	270. Ken Wregget	26	0	1	1	9
221. John Slaney	2	1	0	1	2	271. Hans Jonsson	27	0	1	1	14
222. Erik Gudbranson	4	1	0	1	2	<b>272. CHAD RUHWEDEL</b>	<b>25</b>	<b>0</b>	<b>0</b>	<b>0</b>	<b>6</b>
223. Garrett Wilson	4	1	0	1	0	<b>273. TRISTAN JARRY</b>	<b>8</b>	<b>0</b>	<b>0</b>	<b>0</b>	<b>0</b>
224. Len Barrie	4	1	0	1	8	<b>274. JOSH ARCHIBALD</b>	<b>4</b>	<b>0</b>	<b>0</b>	<b>0</b>	<b>2</b>
225. Blake Comeau	5	1	0	1	8	<b>275. DREW O'CONNOR</b>	<b>2</b>	<b>0</b>	<b>0</b>	<b>0</b>	<b>0</b>
226. Greg Johnson	5	1	0	1	2	<b>276. RICKARD RAKELL</b>	<b>2</b>	<b>0</b>	<b>0</b>	<b>0</b>	<b>0</b>
227. Chris Conner	8	1	0	1	0	277. Sam Lafferty	1	0	0	0	0
228. Peter Laframboise	9	1	0	1	0	278. Jean-Sebastien Aubin	1	0	0	0	0
229. Pat Falloon	10	1	0	1	2	279. Drake Berehowsky	1	0	0	0	0
230. Greg Andrusak	12	1	0	1	6	280. Larry DePalma	1	0	0	0	0
231. Jamie Oleksiak	12	1	0	1	7	281. Steve Dykstra	1	0	0	0	2
232. Bobby Dollas	13	1	0	1	6	282. Nils Ekman	1	0	0	0	0
233. Tanner Glass	13	1	0	1	8	283. Maxim Galanov	1	0	0	0	0
234. Dan Kesa	13	1	0	1	0	284. Mathieu Garon	1	0	0	0	0
235. Randy Gilhen	16	1	0	1	14	285. Steve Gatzos	1	0	0	0	0
236. Pete Mahovlich	2	0	1	1	0	286. Tuomas Gronman	1	0	0	0	0
237. Don Awrey	3	0	1	1	0	287. Greg Hawgood	1	0	0	0	0
238. Wayne Bianchin	3	0	1	1	6	288. Victor Ignatjev	1	0	0	0	2
239. Jacques Cossette	3	0	1	1	4	289. Andreas Johansson	1	0	0	0	0
240. Dave McLlwain	3	0	1	1	0	290. Paul Marshall	1	0	0	0	0
241. Eric Tangradi	3	0	1	1	0	291. Peter Skudra	1	0	0	0	0
242. Ed Van Impe	3	0	1	1	2	292. Jocelyn Thibault	1	0	0	0	0
243. Tim Horton	4	0	1	1	2	293. Wendell Young	1	0	0	0	0
244. Al McDonough	4	0	1	1	0	294. Richard Zemlak	1	0	0	0	10
245. Eddie Shack	4	0	1	1	15	295. Mike Corrigan	2	0	0	0	0
246. Colby Armstrong	5	0	1	1	11	296. Chris Dahlquist	2	0	0	0	0
247. David Perron	5	0	1	1	4	297. Todd Hlushko	2	0	0	0	0
248. Frank Pietrangelo	5	0	1	1	2	298. Lex Hudson	2	0	0	0	0
249. Gary Rissling	5	0	1	1	4	299. Jayson Megna	2	0	0	0	0
250. Louis Domingue	6	0	1	1	0	300. Derrick Pouliot	2	0	0	0	2

## PLAYOFF SCORING CONTINUED

PLAYER	GP	G	A	PTS	PIMS
301. Michal Rozsival	2	0	0	0	4
302. Bob Simpson	2	0	0	0	0
303. Oskar Sundqvist	2	0	0	0	0
304. Jeff Zatkoff	2	0	0	0	0
305. Larry Bignell	3	0	0	0	2
306. Brian Bonin	3	0	0	0	0
307. Randy Boyd	3	0	0	0	11
308. Kim Clackson	3	0	0	0	37
309. Corey Foster	3	0	0	0	4
310. Brent Johnson	3	0	0	0	2
311. Craig Muni	3	0	0	0	0
312. Simon Nolet	3	0	0	0	0
313. Ronald Petrovicky	3	0	0	0	2
314. Michel Plasse	3	0	0	0	0
315. Al Smith	3	0	0	0	0
316. Brian Strait	3	0	0	0	0
317. Stefan Bergkvist	4	0	0	0	2
318. Nick Bjugstad	4	0	0	0	2
319. Steve Cardwell	4	0	0	0	2
320. Erik Christensen	4	0	0	0	6
321. Kim Davis	4	0	0	0	0
322. Pat Graham	4	0	0	0	2
323. Patrick Marleau	4	0	0	0	0
324. Jim Rutherford	4	0	0	0	0
325. Mike Stapleton	4	0	0	0	0
326. Dale Tallon	4	0	0	0	4
327. Taylor Chorney	5	0	0	0	2
328. Michel Dion	5	0	0	0	0
329. Rusty Fitzgerald	5	0	0	0	4
330. Pat Hughes	5	0	0	0	21
331. Dan LaCouture	5	0	0	0	2
332. Maxim Lapierre	5	0	0	0	0
333. Jay McKee	5	0	0	0	2
334. Josef Melichar	5	0	0	0	2
335. Krzysztof Oliwa	5	0	0	0	16
336. Sean Pronger	5	0	0	0	4
337. Daniel Winnik	5	0	0	0	2
338. Doug Brown	6	0	0	0	2
339. Simon Despres	6	0	0	0	2
340. Les Binkley	7	0	0	0	0
341. Bob Blackburn	7	0	0	0	4
342. Jack Johnson	7	0	0	0	6
343. Martin Sonnenberg	7	0	0	0	0
344. Jordan Leopold	8	0	0	0	2
345. Milan Kraft	8	0	0	0	2
346. Jim McKenzie	8	0	0	0	4
347. Alek Stojanov	9	0	0	0	19
348. Rod Buskas	10	0	0	0	23

PLAYER	GP	G	A	PTS	PIMS
349. Dennis Herron	10	0	0	0	5
350. Greg Millen	10	0	0	0	0
351. Peter Popovic	10	0	0	0	10
352. Mike Hudson	11	0	0	0	6
353. Ron Tugnutt	11	0	0	0	2
354. Tomas Vokoun	11	0	0	0	0
355. Lew Morrison	13	0	0	0	0
356. Jay Caufield	14	0	0	0	30
357. Bryan Watson	14	0	0	0	38
358. Johan Hedberg	18	0	0	0	0
359. Matt Murray	51	0	0	0	4
BENCH					38

# TEAM SCORING

## SERIES

### MOST GOALS - BOTH TEAMS

<b>2-Game Series</b>	15	1975	PIT 9 - STL 6
<b>3-Game Series</b>	23	1977	TOR 13 - PIT 10
<b>4-Game Series</b>	30	1989	PIT 19 - NYR 11
<b>5-Game Series</b>	41	1981	PIT 21 - STL 20
<b>6-Game Series</b>	56	2012	PHI 30 - PIT 26
<b>7-Game Series</b>	57	2022	PIT 29 - NYR 28

### MOST GOALS - PITTSBURGH

<b>2-Game Series</b>	9	1975	vs. St. Louis
<b>3-Game Series</b>	10	1977	vs. Toronto
<b>4-Game Series</b>	20	2009	vs. Carolina
<b>5-Game Series</b>	23	1993	vs. New Jersey
<b>6-Game Series</b>	28	2018	vs. Philadelphia
		1991	vs. Minnesota
<b>7-Game Series</b>	29	1995	vs. Washington
	29	2022	vs. NY Rangers

### MOST GOALS - OPPONENTS

<b>2-Game Series</b>	6	1975	St. Louis
<b>3-Game Series</b>	13	1977	Toronto
<b>4-Game Series</b>	16	1979	Boston
<b>5-Game Series</b>	22	1982	NY Islanders
<b>6-Game Series</b>	30	2012	Philadelphia
<b>7-Game Series</b>	31	1989	Philadelphia

### FEWEST GOALS - BOTH TEAMS

<b>2-Game Series</b>	15	1975	PIT 9 - STL 6
<b>3-Game Series</b>	11	1976	TOR 8 - PIT 3
<b>4-Game Series</b>	14	2013	BOS 12 - PIT 2
<b>5-Game Series</b>	19	2015	NYR 11 - PIT 8
<b>6-Game Series</b>	24	2001	PIT 14 - WSH 10
<b>7-Game Series</b>	29	2014	PIT 14 - NYR 15

### FEWEST GOALS - PITTSBURGH

<b>2-Game Series</b>	9	1975	vs. St. Louis
<b>3-Game Series</b>	3	1976	vs. Toronto
<b>4-Game Series</b>	2	2013	vs. Boston
<b>5-Game Series</b>	7	2001	vs. New Jersey
<b>6-Game Series</b>	10	1970	vs. St. Louis
<b>7-Game Series</b>	14	2014	vs. NY Rangers
		2011	vs. Tampa Bay
		2009	vs. Detroit

### FEWEST GOALS - OPPONENTS

<b>2-Game Series</b>	6	1975	St. Louis
<b>3-Game Series</b>	8	1976	Toronto
<b>4-Game Series</b>	5	2008	Ottawa
<b>5-Game Series</b>	8	2000	Washington
<b>6-Game Series</b>	10	2001	Washington
<b>7-Game Series</b>	13	2017	Ottawa

### MOST POWER-PLAY GOALS

<b>Pittsburgh</b>	11	1992	vs. Washington
<b>Opponents</b>	12	2012	Philadelphia
<b>Both Teams</b>	21	2012	PHI 12 - PIT 9

### MOST POWER-PLAY CHANCES

<b>Pittsburgh</b>	42	1989	vs. Philadelphia
	42	1995	vs. Washington
<b>Opponents</b>	44	1995	Washington
<b>Both Teams</b>	86	1995	WSH 44 - PIT 42

### MOST PENALTIES

<b>Pittsburgh</b>	85	1989	vs. Philadelphia
<b>Opponents</b>	95	1989	Philadelphia
<b>Both Teams</b>	180	1989	PHI 95 - PIT 85

### FEWEST PENALTIES

<b>Pittsburgh</b>	9	1975	vs. St. Louis
<b>Opponents</b>	13	2016	San Jose
<b>Both Teams</b>	24	1975	STL 15 - PIT 9

### MOST PENALTY MINUTES

<b>Pittsburgh</b>	242	1989	vs. Philadelphia
<b>Opponents</b>	270	1989	Philadelphia
<b>Both Teams</b>	512	1989	PHI 270 - PIT 242

### FEWEST PENALTY MINUTES

<b>Pittsburgh</b>	18	1975	vs. St. Louis
<b>Opponents</b>	30	2001	New Jersey
<b>Both Teams</b>	61	1976	TOR 36 - PIT 25

## TEAM RECORDS CONTINUED

## GAME

## LARGEST MARGIN OF VICTORY

Home	7	4/11/18 7-0 vs. Philadelphia
		5/21/17 7-0 vs. Ottawa
		4/20/93 7-0 vs. New Jersey
Road	8	5/25/91 8-0 at Minnesota

## LARGEST MARGIN OF DEFEAT

Home	6	4/23/11 8-2 vs. Tampa Bay
Road	7	4/7/82 8-1 at NY Islanders

## MOST GOALS

Both Teams, Home	17	4/25/89 10-7 win vs. PHI
Both Teams, Road	13	4/22/18 8-5 win at PHI
		4/18/12 10-3 win at PHI
Pittsburgh, Home	10	4/25/89 10-7 win vs. PHI
Pittsburgh, Road	10	4/18/12 10-3 win at PHI
Opponent, Home	8	4/13/12 8-5 loss vs. PHI
		4/13/11 8-2 loss vs. TBL
		4/13/80 8-3 loss vs. BOS
Opponent, Road	8	4/15/12 8-4 loss at PHI
		4/7/82 8-1 loss at NYI

## MOST POWER-PLAY GOALS

For	4	4/18/12 at Philadelphia
		4/30/10 vs. Montreal
		4/29/92 vs. Washington
Against	4	4/15/12 at Philadelphia
		4/23/11 vs. Tampa Bay
Both Teams	7	4/18/12 PIT 4 - PHI 3

## MOST POWER-PLAY CHANCES

For	12	4/23/92 vs. Washington
Against	11	4/23/92 vs. Washington
Both Teams	23	PIT 12 - WSH 11

## MOST SHORTHANDED GOALS

For	2	4/23/97 vs. Philadelphia
Against	2	Six Times, Last
		4/13/12 vs. Philadelphia

## MOST SHOTS

Pittsburgh, Regulation	53	4/11/08 vs. Ottawa
Pittsburgh, Overtime	83	5/3/22 at NY Rangers
Opponent, Regulation	61	5/4/96 at Florida
Opponent, Overtime	72	5/4/00 vs. Philadelphia

## MOST SAVES

Pittsburgh, Regulation	56	5/24/96 at Florida
Pittsburgh, Overtime	70	5/4/00 vs. Philadelphia
Opponent, Regulation	49	4/26/70 vs. St. Louis
Opponent, Overtime	79	5/3/22 at NY Rangers

## FEWEST SHOTS

Pittsburgh	12	5/29/17 vs. Nashville
Opponent	15	5/7/14 at NY Rangers

## FEWEST SAVES

Pittsburgh	13	5/7/14 at NY Rangers
Opponent	7	5/29/17 vs. Nashville

## MOST PENALTIES

Both Teams, Home	48	4/6/89 PIT 25 - NYR 23
Both Teams, Road	37	4/29/00 PIT 15 - PHI 22
Pittsburgh	25	4/6/89 vs. NY Rangers
Opponent	23	4/6/89 vs. NY Rangers

## FEWEST PENALTIES

Both Teams, Home	2	5/7/18 PIT 1 - WSH 1
Both Teams, Road	3	5/1/92 PIT 2 - WSH 1
Pittsburgh	0	5/13/09 at Washington
Opponents	0	6/11/17 at Nashville

## MOST PENALTY MINUTES

Both Teams, Home	130	4/25/89 PHI 84 - PIT 46
Both Teams, Road	158	4/15/12 PIT 89 - PHI 69
Pittsburgh	89	4/15/12 at Philadelphia
Opponent	104	4/29/00 at Philadelphia

## FEWEST PENALTY MINUTES

Both Teams, Home	4	5/7/18 PIT 2 - WSH 2
Both Teams, Road	6	5/1/92 PIT 4 WSH 2
Pittsburgh	0	5/13/09 at Washington
Opponents	0	6/11/17 at Nashville



## TEAM RECORDS CONTINUED

## PERIOD

MOST GOALS			
Both Teams, Home	7	4/25/89	PIT 6 - PHI 1
		4/6/89	PIT 5 - NYR 2
Both Teams, Road	8	4/20/10	PIT 5 - OTT 3
		5/8/93	PIT 4 - NYI 4
Pittsburgh, Home	6	4/25/89	vs. Philadelphia
Pittsburgh, Road	5	4/18/12	at Philadelphia
		4/20/10	at Ottawa
Opponent, Home	5	4/13/80	vs. Boston
Opponent, Road	4	4/15/12	at Philadelphia
		5/8/93	at NY Islanders
		4/8/82	at NY Islanders

MOST SHOTS			
Pittsburgh, Home	21	5/26/16	vs. Tampa Bay
		4/26/14	vs. Columbus
		4/15/75	vs. NY Islanders
Pittsburgh, Road	23	5/23/17	at Ottawa
Opponent, Home	28	4/21/97	vs. Philadelphia
Opponent, Road	23	5/24/96	at Florida

MOST SAVES			
Pittsburgh	27	4/21/97	vs. Philadelphia
Opponent	22	5/23/17	at Ottawa

FEWEST SAVES			
Pittsburgh	1	4/21/01	vs. Washington
		4/19/94	vs. Washington
Opponent	0	5/29/17	vs. Nashville

FEWEST SHOTS			
Pittsburgh	0	5/29/17	vs. Nashville
Opponent	1	4/21/01	at Washington
		4/19/94	vs. Washington

MOST PENALTIES			
Both Teams, Home	24	4/6/89	vs. NY Rangers
Both Teams, Road	24	4/29/00	at Philadelphia
Pittsburgh	15	4/29/00	at Philadelphia
Opponent	22	4/29/00	at Philadelphia

MOST PENALTY MINUTES			
Both Teams, Home	84	4/25/89	PHI 51 - PIT 33
Both Teams, Road	128	4/29/00	PHI 92 - PIT 36
Pittsburgh, Home	35	5/17/91	vs. Minnesota
Pittsburgh, Road	40	4/19/70	at St. Louis
Opponent, Home	51	4/25/89	vs. Philadelphia
Opponent, Road	92	4/29/00	at Philadelphia

## FASTEST GOALS

BY ONE PENGUINS PLAYER			
Two	0:10	4/22/18 at Philadelphia	Jake Guentzel

OVERALL BY PENGUINS			
Two	0:05*	4/15/18 at Philadelphia	Evgeni Malkin and Brian Dumoulin
Three	1:29	5/10/93 vs. NY Islanders	Mario Lemieux, Rick Tocchet and Larry Murphy
Four	4:52	4/5/89 vs. Philadelphia	Mario Lemieux (3) and Bob Errey

OVERALL BY OPPONENT			
Two	0:13	5/22/21 at NY Islanders	Brock Nelson and Ryan Pulock

AT START OF GAME			
Penguins	0:15	4/13/12 vs. Philadelphia	Sidney Crosby
Opponent	0:11	4/8/81 at St. Louis	Greg Malone
		4/16/17 at Columbus	Cam Atkinson

AT START OF PERIOD OTHER THAN FIRST			
Pittsburgh	0:10	5/31/17 vs. Nashville	Jake Guentzel
Opponent	0:06*	4/25/89 vs. Philadelphia	Pelle Eklund

# TEAM LEADERS

## HAT TRICKS

PITTSBURGH			
PLAYER	DATE	OPPONENT	GOALTENDER(S)
KEN SCHINKEL	4/11/70	at Oakland	Gary Smith
MARIO LEMIEUX #	4/25/89	vs. Philadelphia	Ron Hextall
MARIO LEMIEUX	4/23/92	vs. Washington	Don Beaupre
RON FRANCIS	5/9/92	vs. NY Rangers	Mike Richter/ John Vanbiesbrouck [2]
KEVIN STEVENS*	5/21/92	at Boston	Andy Moog
MARIO LEMIEUX	5/11/96	vs. NY Rangers	Mike Richter
JAROMIR JAGR	5/11/96	vs. NY Rangers	Mike Richter
MARTIN STRAKA	4/25/99	at New Jersey	Martin Brodeur
SIDNEY CROSBY	5/4/09	at Washington	Semyon Varlamov
EVGENI MALKIN	5/21/09	vs. Carolina	Cam Ward
JORDAN STAAL	4/18/12	at Philadelphia	Ilya Bryzgalov/ Sergei Bobrovsky [2]
SIDNEY CROSBY	5/17/13	vs. Ottawa	Craig Anderson
JAMES NEAL	5/24/13	vs. Ottawa	Craig Anderson
EVGENI MALKIN	4/28/14	at Columbus	Sergei Bobrovsky
PATRIC HORNOQVIST	4/13/16	vs. NY Rangers	Henrik Lundqvist/ Antti Raanta/ Empty Net
JAKE GUENTZEL	4/16/17	at Columbus	Sergei Bobrovsky
SIDNEY CROSBY	4/11/18	vs. Philadelphia	Brian Elliott/Petr Mrazek [2]
JAKE GUENTZEL*	4/22/18	at Philadelphia	Michal Neuvirth

OPPONENTS			
PLAYER	DATE	OPPONENT	GOALTENDER(S)
BOBBY HULL	4/9/72	vs. Chicago	Jim Rutherford
DINO CICCARELLI	4/25/92	vs. Washington	Tom Barrasso/ Ken Wregget [2]
DIRK GRAHAM	5/30/92	at Chicago	Tom Barrasso
ANDY DELMORE	5/7/00	at Philadelphia	Ron Tugnutt [2]/ Peter Skudra
ALEX OVECHKIN	5/4/09	at Washington	Marc-Andre Fleury
SEAN COUTURIER	4/13/12	vs. Philadelphia	Marc-Andre Fleury
CLAUDE GIROUX	4/13/12	vs. Philadelphia	Marc-Andre Fleury (2)/Empty Net
T.J. OSHIE	4/28/16	at Washington	Matt Murray
SEAN COUTURIER	4/22/18	at Philadelphia	Matt Murray

## PENALTY SHOTS

PITTSBURGH				
PLAYER	DATE	OPPONENT	GOALTENDER(S)	RESULT
JAROMIR JAGR	5/11/92	vs. NY Rangers	John Vanbiesbrouck	GOAL
SHAWN MCEACHERN	5/13/92	vs. NY Rangers	John Vanbiesbrouck	No Goal
ALEKSEY MOROZOV	4/23/98	vs. Montreal	Andy Moog	No Goal
MARTIN STRAKA	5/2/01	vs. Buffalo	Dominik Hasek	No Goal
EVGENI MALKIN	5/1/08	at NY Rangers	Henrik Lundqvist	No Goal
CHRIS CONNER	4/25/11	at Tampa Bay	Dwayne Roloson	No Goal
CONOR SHEARY	8/1/20	vs. Montreal	Carey Price	No Goal
OPPONENTS				
PLAYER	DATE	OPPONENT	GOALTENDER(S)	RESULT
MICHAL PIVONKA	5/10/95	at Washington	Tom Barrasso	No Goal
JOE JUNEAU	4/24/96	at Washington	Ken Wregget	No Goal
JONATHAN DROUIN	8/1/20	vs. Montreal	Matt Murray	No Goal

\*FOUR GOALS

#FIVE GOALS, NHL RECORD

## TEAM LEADERS CONTINUED

## SHUTOUTS

PITTSBURGH				
GOALTENDER	DATE	OPPONENT	SCORE	SAVES
MICHEL PLASSE	4/8/76	vs. Toronto	2-0	21
FRANK PIETRANGELO	4/15/91	vs. New Jersey	4-0	27
TOM BARRASSO	4/25/91	at Minnesota	8-0	39
TOM BARRASSO	5/30/92	at Chicago	1-0	27
TOM BARRASSO	4/20/93	vs. New Jersey	7-0	36
TOM BARRASSO	5/4/93	vs. NY Islanders	3-0	26
KEN WREGGET	5/18/95	vs. Washington	3-0	33
TOM BARRASSO	5/28/96	vs. Florida	3-0	28
TOM BARRASSO	5/7/99	at Toronto	2-0	20
RON TUGNUTT	4/13/00	at Washington	7-0	32
RON TUGNUTT	4/27/00	at Philadelphia	2-0	28
JOHAN HEDBERG	4/16/01	vs. Washington	3-0	34
JOHAN HEDBERG	4/26/01	at Buffalo	3-0	25
MARC-ANDRE FLEURY	4/9/08	vs. Ottawa	4-0	26
MARC-ANDRE FLEURY	4/27/08	vs. NY Rangers	2-0	26
MARC-ANDRE FLEURY	5/18/08	vs. Philadelphia	6-0	21
MARC-ANDRE FLEURY	5/4/10	at Montreal	2-0	18
MARC-ANDRE FLEURY	4/13/11	vs. Tampa Bay	3-0	32
MARC-ANDRE FLEURY	5/1/13	vs. NY Islanders	5-0	26
TOMAS VOKOUN	5/9/13	vs. NY Islanders	4-0	31
MARC-ANDRE FLEURY	5/4/14	vs. NY Rangers	3-0	22
MARC-ANDRE FLEURY	5/5/14	at NY Rangers	2-0	35
MATT MURRAY	4/21/16	at NY Rangers	5-0	31
MARC-ANDRE FLEURY	5/10/17	at Washington	2-0	29
MARC-ANDRE FLEURY	5/15/17	vs. Ottawa	1-0	23
MATT MURRAY	5/21/17	vs. Ottawa	7-0	25
MATT MURRAY	6/8/17	vs. Nashville	6-0	24
MATT MURRAY	6/11/17	at Nashville	2-0	27
MATT MURRAY	4/11/18	vs. Philadelphia	7-0	24
MATT MURRAY	4/18/18	at Philadelphia	5-0	26

OPPONENTS				
GOALTENDER	DATE	OPPONENT	SCORE	SAVES
JACQUES PLANTE	4/28/70	at St. Louis	5-0	21
GARY SMITH	4/8/72	vs. Chicago	2-0	31
GLENN RESCH	4/26/75	vs. NY Islanders	1-0	30
WAYNE THOMAS	4/9/76	at Toronto	4-0	26
DON BEAUPRE	4/21/94	at Washington	2-0	27
ANDY MOOG	5/3/98	at Montreal	3-0	21
OLAF KOLZIG	4/12/01	at Washington	1-0	16
MARTIN BRODEUR	5/17/01	vs. New Jersey	3-0	20
MARTIN BRODEUR	5/19/01	vs. New Jersey	5-0	21
RAY EMERY	4/19/07	at Ottawa	3-0	20
HENRIK LUNDQVIST	5/1/08	at NY Rangers	3-0	29
CHRIS OSGOOD	5/24/08	at Detroit	4-0	19
CHRIS OSGOOD	5/26/08	at Detroit	3-0	22
MARTIN BIRON	4/23/09	vs. Philadelphia	3-0	28
CHRIS OSGOOD	6/6/09	at Detroit	5-0	22
DWAYNE ROLOSON	4/27/11	vs. Tampa Bay	1-0	36
TUUKKA RASK	6/1/13	vs. Boston	3-0	29
TUUKKA RASK	6/7/13	at Boston	1-0	26
CAREY PRICE	8/7/20	at Montreal	2-0	22

# YEAR-BY-YEAR PLAYOFF STATS

## 1970

PLAYER	GP	G	A	PTS	PIM
Michel Briere	10	5	3	8	17
Jean Pronovost	10	3	4	7	2
Dean Prentice	10	2	5	7	8
Ron Shock	10	1	6	7	7
Ken Schinkel	10	4	1	5	4
Duane Rupp	6	2	2	4	2
Keith McCreary	10	0	4	4	4
Nick Harbaruk	10	3	0	3	20
Wally Boyer	10	1	2	3	0
Dunc McCallum	10	1	2	3	12
Bob Woytowich	10	1	2	3	2
Jim Morrison	8	0	3	3	10
Val Fonteyne	10	0	2	2	0
Glen Sather	10	0	2	2	17
Bryan Hextall	10	0	1	1	34
Tracy Pratt	10	0	1	1	51
Al Smith	3	0	0	0	0
Bob Blackburn	6	0	0	0	4
Les Binkley	7	0	0	0	0
Bryan Watson	10	0	0	0	17

### GOALTENDERS

GOALIE	W-L	GP	MP	GA	SO	GAA
Les Binkley	5-2	7	428	15	0	2.10
Al Smith	1-2	3	180	10	0	3.33

## 1972

PLAYER	GP	G	A	PTS	PIM
Bobby Leiter	4	3	0	3	0
Ken Schinkel	3	2	0	2	0
Jean Pronovost	4	1	1	2	0
Darryl Edestrand	4	0	2	2	0
Bryan Hextall	4	0	2	2	9
Greg Polis	4	0	2	2	0
Syl Apps	4	1	0	1	2
Ron Schock	4	1	0	1	6
Nick Harbaruk	4	0	1	1	0
Tim Horton	4	0	1	1	2
Al McDonough	4	0	1	1	0
Eddie Shack	4	0	1	1	15
Keith McCreary	1	0	0	0	2
Dave Burrows	4	0	0	0	4
Steve Cardwell	4	0	0	0	2
Val Fonteyne	4	0	0	0	2
Duane Rupp	4	0	0	0	6
Jim Rutherford	4	0	0	0	0
Bryan Watson	4	0	0	0	21

### GOALTENDERS

GOALIE	W-L	GP	MP	GA	SO	GAA
Jim Rutherford	0-4	4	240	14	0	3.50

## 1975

PLAYER	GP	G	A	PTS	PIM
Bob Kelly	9	5	3	8	17
Ron Stackhouse	9	2	6	8	10
Pierre Larouche	9	2	5	7	2
Vic Hadfield	9	4	2	6	0
Lowell MacDonald	9	4	2	6	4
Jean Pronovost	9	3	3	6	6
Chuck Arnason	9	2	4	6	4
Syl Apps	9	2	3	5	9
Colin Campbell	9	1	3	4	21
Ron Schock	9	0	4	4	10
Dave Burrows	9	1	1	2	12
Rick Kehoe	9	0	2	2	0
Pete Laframboise	9	1	0	1	0
Dennis Owchar	6	0	1	1	4
Bob Paradise	6	0	1	1	17
Bob McManama	8	0	1	1	6
Larry Bignell	3	0	0	0	2
Barry Wilkins	3	0	0	0	0
Gary Inness	9	0	0	0	2
Lew Morrison	9	0	0	0	0

### GOALTENDERS

GOALIE	W-L	GP	MP	GA	SO	GAA
Gary Inness	5-4	9	540	24	0	2.67

## YEAR-BY-YEAR PLAYOFF STATS CONTINUED

## 1976

PLAYER	GP	G	A	PTS	PIM
Stan Gilbertson	3	1	1	2	2
Vic Hadfield	3	1	0	1	11
Lowell MacDonald	3	1	0	1	0
Syl Apps	3	0	1	1	0
Pierre Larouche	3	0	1	1	0
Ron Schock	3	0	1	1	0
Ed Van Impe	3	0	1	1	2
Barry Wilkins	3	0	1	1	4
Dennis Owchar	2	0	0	0	2
Dave Burrows	3	0	0	0	0
Colin Campbell	3	0	0	0	0
Rick Kehoe	3	0	0	0	0
Bob Kelly	3	0	0	0	2
Lew Morrison	3	0	0	0	0
Simon Nolet	3	0	0	0	0
Michel Plasse	3	0	0	0	0
Jean Pronovost	3	0	0	0	2
Ron Stackhouse	3	0	0	0	0

## GOALTENDERS

GOALIE	W-L	GP	MP	GA	SO	GAA
Michel Plasse	1-2	3	180	8	1	2.67

## 1977

PLAYER	GP	G	A	PTS	PIM
Jean Pronovost	3	2	1	3	2
Ron Stackhouse	3	2	1	3	0
Lowell MacDonald	3	1	2	3	4
Pierre Larouche	3	0	3	3	0
Blair Chapman	3	1	1	2	7
Greg Malone	3	1	1	2	2
Dave Burrows	3	0	2	2	0
Rick Kehoe	3	0	2	2	0
Syl Apps	3	1	0	1	12
Mario Faubert	3	1	0	1	2
Bob Kelly	3	1	0	1	4
Russ Anderson	3	0	1	1	14
Don Awrey	3	0	1	1	0
Wayne Bianchin	3	0	1	1	6
Ron Schock	3	0	1	1	0
Lew Morrison	1	0	0	0	0
Mike Corrigan	2	0	0	0	0
Denis Herron	3	0	0	0	5

## GOALTENDERS

GOALIE	W-L	GP	MP	GA	SO	GAA
Denis Herron	1-2	3	180	11	0	3.67

## 1979

PLAYER	GP	G	A	PTS	PIM
Orest Kindrachuk	7	4	1	5	7
Colin Campbell	7	1	4	5	30
Tom Bladon	7	0	4	4	2
Jim Hamilton	5	3	0	3	0
George Ferguson	7	2	1	3	0
Gary McAdam	7	2	1	3	0
Gregg Sheppard	7	1	2	3	0
Peter Lee	7	0	3	3	0
Rod Schutt	7	2	0	2	4
Rick Kehoe	7	0	2	2	0
Ross Lonsberry	7	0	2	2	9
Blair Chapman	7	1	0	1	2
Pete Mahovlich	2	0	1	1	0
Jacques Cossette	3	0	1	1	4
Greg Malone	7	0	1	1	10
Russ Anderson	2	0	0	0	0
Lex Hudson	2	0	0	0	0
Bob Paradise	2	0	0	0	0
Randy Carlyle	7	0	0	0	12
Denis Herron	7	0	0	0	0
Ron Stackhouse	7	0	0	0	4

## GOALTENDERS

GOALIE	W-L	GP	MP	GA	SO	GAA
Denis Herron	2-5	7	421	24	0	3.42

## YEAR-BY-YEAR PLAYOFF STATS CONTINUED

## 1980

PLAYER	GP	G	A	PTS	PIM
Michel Briere	10	5	3	8	17
Jean Pronovost	10	3	4	7	2
Dean Prentice	10	2	5	7	8
Ron Shock	10	1	6	7	7
Ken Schinkel	10	4	1	5	4
Duane Rupp	6	2	2	4	2
Keith McCreary	10	0	4	4	4
Nick Harbaruk	10	3	0	3	20
Wally Boyer	10	1	2	3	0
Dunc McCallum	10	1	2	3	12
Bob Woytowich	10	1	2	3	2
Jim Morrison	8	0	3	3	10
Val Fonteyne	10	0	2	2	0
Glen Sather	10	0	2	2	17
Bryan Hextall	10	0	1	1	34
Tracy Pratt	10	0	1	1	51
Al Smith	3	0	0	0	0
Bob Blackburn	6	0	0	0	4
Les Binkley	7	0	0	0	0
Bryan Watson	10	0	0	0	17

## GOALTENDERS

GOALIE	W-L	GP	MP	GA	SO	GAA
Greg Millen	2-3	5	300	21	0	4.20

## 1981

PLAYER	GP	G	A	PTS	PIM
Randy Carlyle	5	4	5	9	9
George Ferguson	5	2	6	8	9
Mike Bullard	4	3	3	6	0
Rod Schutt	5	3	3	6	16
Gregg Sheppard	5	2	4	6	2
Greg Malone	5	2	3	5	16
Peter Lee	5	0	4	4	4
Mark Johnson	5	2	1	3	6
Rick Kehoe	5	0	3	3	0
Mario Faubert	5	1	1	2	4
Pat Price	5	1	1	2	21
Paul Gardner	5	1	0	1	8
Marc Chorney	2	0	1	1	2
Ron Stackhouse	4	0	1	1	6
Paul Baxter	5	0	1	1	28
Gary Rissling	5	0	1	1	4
Dave Burrows	1	0	0	0	0
Jim Hamilton	1	0	0	0	0
Ross Lonsberry	5	0	0	0	2
Greg Millen	5	0	0	0	0

## GOALTENDERS

GOALIE	W-L	GP	MP	GA	SO	GAA
Greg Millen	2-3	5	325	19	0	3.51

## 1982

PLAYER	GP	G	A	PTS	PIM
Paul Gardner	5	1	5	6	2
Rick Kehoe	5	2	3	5	2
Pat Boutette	5	3	1	4	8
Randy Carlyle	5	1	3	4	16
Andre St. Laurent	5	2	1	3	8
Rod Schutt	5	1	2	3	0
Greg Hotham	5	0	3	3	6
Mike Bullard	5	1	1	2	4
Rick MacLeish	5	1	1	2	0
Kevin McClelland	5	1	1	2	5
George Ferguson	5	0	1	1	0
Steve Gatzos	1	0	0	0	0
Ron Stackhouse	1	0	0	0	0
Bobby Simpson	2	0	0	0	0
Randy Boyd	3	0	0	0	11
Peter Lee	3	0	0	0	0
Greg Malone	3	0	0	0	4
Pat Graham	4	0	0	0	2
Paul Baxter	5	0	0	0	14
Marc Chorney	5	0	0	0	0
Michel Dion	5	0	0	0	0
Pat Price	5	0	0	0	28

## GOALTENDERS

GOALIE	W-L	GP	MP	GA	SO	GAA
Michel Dion	2-3	5	304	22	0	4.34

## YEAR-BY-YEAR PLAYOFF STATS CONTINUED

## 1989

PLAYER	GP	G	A	PTS	PIM
Mario Lemieux	11	12	7	19	16
Paul Coffey	11	2	13	15	31
Kevin Stevens	11	3	7	10	16
Dan Quinn	11	6	3	9	10
John Cullen	11	3	6	9	28
Zarley Zalapski	11	1	8	9	13
Rob Brown	11	5	3	8	22
Randy Cunneynworth	11	3	5	8	26
Jock Callander	10	2	5	7	10
Phil Bourque	11	4	1	5	66
Jim Johnson	11	0	5	5	44
Troy Loney	11	1	3	4	24
Bob Errey	11	1	2	3	12
Gord Dineen	11	0	2	2	8
Dave McLlwain	3	0	1	1	0
Dave Hannan	8	0	1	1	4
Randy Hillier	9	0	1	1	49
Tom Barrasso	11	0	1	1	8
Steve Dykstra	1	0	0	0	2
Wendell Young	1	0	0	0	10
Richard Zemplak	1	0	0	0	10
Chris Dahlquist	2	0	0	0	0
Jay Caufield	9	0	0	0	28
Rod Buskas	10	0	0	0	23

## GOALTENDERS

GOALIE	W-L	GP	MP	GA	SO	GAA
Tom Barrasso	7-4	11	631	40	0	3.80
Wendell Young	0-0	1	39	1	0	1.54

## 1991

PLAYER	GP	G	A	PTS	PIM
Mario Lemieux	23	16	28	44	16
Mark Recchi	24	10	24	34	33
Kevin Stevens	24	17	16	33	53
Larry Murphy	23	5	18	23	44
Joe Mullen	22	8	9	17	4
Ron Francis	24	7	10	17	24
Phil Bourque	24	6	7	13	16
Jaromir Jagr	24	3	10	13	6
Paul Coffey	12	2	9	11	6
Bob Errey	24	5	2	7	29
Bryan Trottier	23	3	4	7	49
Scott Young	17	1	6	7	2
Ulf Samuelsson	20	3	2	5	34
Jiri Hrdina	14	2	2	4	6
Troy Loney	24	2	2	4	41
Paul Stanton	22	1	2	3	24
Gordie Roberts	24	1	2	3	63
Peter Taglianetti	19	0	3	3	49
Grant Jennings	13	1	1	2	16
Jim Paek	8	1	0	1	2
Randy Gilhen	16	1	0	1	14
Frank Pietrangelo	5	0	1	1	2
Tom Barrasso	20	0	1	1	2
Randy Hillier	8	0	0	0	24

## GOALTENDERS

GOALIE	W-L	GP	MP	GA	SO	GAA
Tom Barrasso	12-7	20	1175	51	1	2.60
Frank Pietrangelo	4-1	5	288	15	1	3.12

## 1992

PLAYER	GP	G	A	PTS	PIM
Mario Lemieux	15	16	18	34	2
Kevin Stevens	21	13	15	28	28
Ron Francis	21	8	19	27	6
Jaromir Jagr	21	11	13	24	6
Rick Tocchet	14	6	13	19	24
Larry Murphy	21	6	10	16	19
Troy Loney	21	4	5	9	32
Shawn McEachern	19	2	7	9	4
Paul Stanton	21	1	7	8	42
Bryan Trottier	21	4	3	7	8
Phil Bourque	21	3	4	7	25
Joe Mullen	9	3	1	4	4
Jock Callander	12	1	3	4	2
Jim Paek	19	0	4	4	6
Bob Errey	14	3	0	3	10
Kjell Samuelsson	15	0	3	3	12
Dave Michayluk	7	1	1	2	0
Gordie Roberts	19	0	2	2	32
Tom Barrasso	21	0	2	2	4
Jiri Hrdina	21	0	2	2	16
Ulf Samuelsson	21	0	2	2	39
Mike Needham	5	1	0	1	2
Ken Wregget	1	0	0	0	0
Jay Caufield	5	0	0	0	2
Grant Jennings	10	0	0	0	12

## GOALTENDERS

GOALIE	W-L	GP	MP	GA	SO	GAA
Tom Barrasso	16-5	21	1233	58	1	2.82
Ken Wregget	0-0	1	40	4	0	6.00

## YEAR-BY-YEAR PLAYOFF STATS CONTINUED

## 1993

PLAYER	GP	G	A	PTS	PIM
Mario Lemieux	11	8	10	18	10
Ron Francis	12	6	11	17	19
Kevin Stevens	12	5	11	16	22
Rick Tocchet	12	7	6	13	24
Larry Murphy	12	2	11	13	10
Jaromir Jagr	12	5	4	9	23
Joe Mullen	12	4	2	6	6
Ulf Samuelsson	12	1	5	6	24
Mike Ramsey	12	0	6	6	4
Jeff Daniels	12	3	2	5	0
Shawn McEachern	12	3	2	5	10
Troy Loney	10	1	4	5	0
Dave Tippett	12	1	4	5	14
Martin Straka	11	2	1	3	2
Peter Taglianetti	11	1	2	3	16
Tom Barrasso	12	0	3	3	4
Kjell Samuelsson	12	0	3	3	2
Mike Needham	9	1	0	1	2
Paul Stanton	1	0	1	1	0
Mike Stapleton	4	0	0	0	0
Grant Jennings	12	0	0	0	8

## GOALTENDERS

GOALIE	W-L	GP	MP	GA	SO	GAA
Tom Barrasso	7-5	12	722	35	2	2.91

## 1994

PLAYER	GP	G	A	PTS	PIM
Mario Lemieux	6	4	3	7	2
Jaromir Jagr	6	2	4	6	16
Rick Tocchet	6	2	3	5	20
Larry Murphy	6	0	5	5	0
Kevin Stevens	6	1	1	2	10
Peter Taglianetti	5	0	2	2	16
Ron Francis	6	0	2	2	6
Shawn McEachern	6	1	0	1	2
Joe Mullen	6	1	0	1	2
Martin Straka	6	1	0	1	2
Greg Brown	6	0	1	1	4
Ulf Samuelsson	6	0	1	1	18
Larry DePalma	1	0	0	0	0
Greg Hawgood	1	0	0	0	0
Mike Ramsey	1	0	0	0	0
Bryan Trottier	2	0	0	0	0
Grant Jennings	3	0	0	0	2
Jim McKenzie	3	0	0	0	0
Chris Tamer	5	0	0	0	2
Tom Barrasso	6	0	0	0	4
Doug Brown	6	0	0	0	2
Kjell Samuelsson	6	0	0	0	26
Tomas Sandstrom	6	0	0	0	4

## GOALTENDERS

GOALIE	W-L	GP	MP	GA	SO	GAA
Tom Barrasso	2-4	6	356	17	0	2.87

## 1995

PLAYER	GP	G	A	PTS	PIM
Ron Francis	12	6	13	19	4
Jaromir Jagr	12	10	5	15	6
Larry Murphy	12	2	13	15	0
Luc Robitaille	12	7	4	11	26
Kevin Stevens	12	4	7	11	21
Tomas Sandstrom	12	3	3	6	16
Norm Maciver	12	1	4	5	8
Troy Murray	12	2	1	3	12
Joe Mullen	12	0	3	3	4
Chris Joseph	10	1	1	2	12
Ulf Samuelsson	7	0	2	2	8
John Cullen	9	0	2	2	8
Shawn McEachern	11	0	2	2	8
Francois Leroux	12	0	2	2	14
Len Barrie	4	1	0	1	8
Kjell Samuelsson	11	0	1	1	32
Drake Berehowsky	1	0	0	0	0
Tom Barrasso	2	0	0	0	2
Richard Park	3	0	0	0	2
Peter Taglianetti	4	0	0	0	2
Chris Tamer	4	0	0	0	18
Rusty Fitzgerald	5	0	0	0	4
Jim McKenzie	5	0	0	0	4
Ian Moran	8	0	0	0	0
Mike Hudson	11	0	0	0	6
Ken Wregget	11	0	0	0	7

## GOALTENDERS

GOALIE	W-L	GP	MP	GA	SO	GAA
Ken Wregget	5-6	11	661	33	1	3.00
Tom Barrasso	0-1	2	80	8	0	6.00



## YEAR-BY-YEAR PLAYOFF STATS CONTINUED

## 1996

PLAYER	GP	G	A	PTS	PIM
Mario Lemieux	18	11	16	27	33
Jaromir Jagr	18	11	12	23	18
Petr Nedved	18	10	10	20	16
Sergei Zubov	18	1	14	15	26
J.J. Daigneault	17	1	9	10	36
Bryan Smolinski	18	5	4	9	10
Ron Francis	11	3	6	9	4
Dave Roche	16	2	7	9	26
Glen Murray	18	2	6	8	10
Chris Tamer	18	0	7	7	24
Tomas Sandstrom	18	4	2	6	30
Kevin Miller	18	3	2	5	8
Joe Dziedzic	16	1	2	3	19
Brad Lauer	12	1	1	2	4
Francois Leroux	18	1	1	2	20
Chris Joseph	15	1	0	1	8
Ken Wregget	9	0	1	1	0
Dmitri Mironov	15	0	1	1	10
Neil Wilkinson	15	0	1	1	14
Richard Park	1	0	0	0	0
Corey Foster	3	0	0	0	4
Stefan Bergkvist	4	0	0	0	2
Dave McLlwain	6	0	0	0	0
Alek Stojanov	9	0	0	0	19
Tom Barrasso	10	0	0	0	8

## GOALTENDERS

GOALIE	W-L	GP	MP	GA	SO	GAA
Ken Wregget	7-2	9	599	23	0	2.30
Tom Barrasso	4-5	10	558	26	1	2.80

## 1997

PLAYER	GP	G	A	PTS	PIM
Jaromir Jagr	5	4	4	8	4
Mario Lemieux	5	3	3	6	4
Ron Francis	5	1	2	3	2
Ian Moran	5	1	2	3	4
Petr Nedved	5	1	2	3	12
Jason Woolley	5	0	3	3	0
Kevin Hatcher	5	1	1	2	4
Greg Johnson	5	1	0	1	2
Ed Olczyk	5	1	0	1	12
Fredrik Olausson	4	0	1	1	0
Stu Barnes	5	0	1	1	0
Joe Dziedzic	5	0	1	1	4
Alex Hicks	5	0	1	1	2
Joe Mullen	1	0	0	0	0
Francois Leroux	3	0	0	0	0
Craig Muni	3	0	0	0	0
Chris Tamer	4	0	0	0	4
Josef Beranek	5	0	0	0	2
Darius Kasparaitis	5	0	0	0	6
Neil Wilkinson	5	0	0	0	4
Ken Wregget	5	0	0	0	2

## GOALTENDERS

GOALIE	W-L	GP	MP	GA	SO	GAA
Ken Wregget	1-4	5	297	18	0	3.64

## 1998

PLAYER	GP	G	A	PTS	PIM
Jaromir Jagr	6	4	5	9	2
Stu Barnes	6	3	3	6	2
Ron Francis	6	1	5	6	2
Jiri Slegr	6	0	4	4	2
Robert Lang	6	0	3	3	2
Fredrik Olausson	6	0	3	3	2
Ed Olczyk	6	2	0	2	4
Martin Straka	6	2	0	2	2
Rob Brown	6	1	0	1	4
Kevin Hatcher	6	1	0	1	12
Brad Werenka	6	1	0	1	8
Aleksey Morozov	6	0	1	1	2
Chris Tamer	6	0	1	1	4
Tyler Wright	6	0	1	1	4
Tuomas Gronman	1	0	0	0	0
Andreas Johansson	1	0	0	0	0
Darius Kasparaitis	5	0	0	0	8
Sean Pronger	5	0	0	0	4
Tom Barrasso	6	0	0	0	2
Alex Hicks	6	0	0	0	2
Ian Moran	6	0	0	0	2

## GOALTENDERS

GOALIE	W-L	GP	MP	GA	SO	GAA
Tom Barrasso	2-4	6	376	17	0	2.71

## YEAR-BY-YEAR PLAYOFF STATS CONTINUED

## 1999

PLAYER	GP	G	A	PTS	PIM
Martin Straka	13	6	9	15	6
Jaromir Jagr	9	5	7	12	16
Alex Kovalev	10	5	7	12	14
Kip Miller	13	2	7	9	19
German Titov	11	3	5	8	4
Rob Brown	13	2	5	7	8
Jan Hrdina	13	4	1	5	12
Kevin Hatcher	13	2	3	5	4
Jiri Sleg	13	1	3	4	12
Aleksey Morozov	10	1	1	2	0
Brad Werenka	13	1	1	2	6
Robert Lang	12	0	2	2	0
Ian Moran	13	0	2	2	8
Greg Andrusak	12	1	0	1	6
Bobby Dollas	13	1	0	1	6
Dan Kesa	13	1	0	1	0
Maxim Galanov	1	0	0	0	0
Victor Ignatjev	1	0	0	0	2
Todd Hlushko	2	0	0	0	0
Brian Bonin	3	0	0	0	0
Martin Sonnenberg	7	0	0	0	0
Matthew Barnaby	13	0	0	0	35
Tom Barrasso	13	0	0	0	4
Tyler Wright	13	0	0	0	19

## GOALTENDERS

GOALIE	W-L	GP	MP	GA	SO	GAA
Tom Barrasso	6-7	13	787	35	1	2.67

## 2000

PLAYER	GP	G	A	PTS	PIM
Jaromir Jagr	11	8	8	16	6
Jan Hrdina	9	4	8	12	2
Martin Straka	11	3	9	12	10
Robert Lang	11	3	3	6	0
Janne Laukkanen	11	2	4	6	10
Alex Kovalev	11	1	5	6	10
Jiri Sleg	10	2	3	5	19
Tyler Wright	11	3	1	4	17
Rob Brown	11	1	2	3	0
Josef Beranek	11	0	3	3	4
Rene Corbet	7	1	1	2	9
Darius Kasparaitis	11	1	1	2	10
Matthew Barnaby	11	0	2	2	29
Bob Boughner	11	0	2	2	15
John Slaney	2	1	0	1	2
Pat Falloon	10	1	0	1	2
Hans Jonsson	11	0	1	1	6
Ian Moran	11	0	1	1	2
Peter Skudra	1	0	0	0	0
Michal Rozsival	2	0	0	0	4
Aleksey Morozov	5	0	0	0	0
Peter Popovic	10	0	0	0	10
Ron Tugnutt	11	0	0	0	2

## GOALTENDERS

GOALIE	W-L	GP	MP	GA	SO	GAA
Ron Tugnutt	6-5	11	746	22	2	1.77
Peter Skudra	0-0	1	20	1	0	3.00

## 2001

PLAYER	GP	G	A	PTS	PIM
Mario Lemieux	18	6	11	17	4
Martin Straka	18	5	8	13	8
Jaromir Jagr	16	2	10	12	18
Alex Kovalev	18	5	5	10	16
Andrew Ference	18	3	7	10	16
Robert Lang	16	4	4	8	4
Jan Hrdina	18	2	5	7	8
Kevin Stevens	17	3	3	6	20
Aleksey Morozov	18	3	3	6	6
Janne Laukkanen	18	2	2	4	14
Wayne Primeau	18	1	3	4	2
Darius Kasparaitis	17	1	1	2	26
Josef Beranek	13	0	2	2	2
Rene Corbet	17	1	0	1	12
Marc Bergevin	12	0	1	1	2
Bob Boughner	18	0	1	1	22
Ian Moran	18	0	1	1	4
Jean-Sebastien Aubin	1	0	0	0	0
Dan LaCouture	5	0	0	0	2
Krzysztof Oliwa	5	0	0	0	16
Milan Kraft	8	0	0	0	2
Hans Jonsson	16	0	0	0	8
Johan Hedberg	18	0	0	0	0

## GOALTENDERS

GOALIE	W-L	GP	MP	GA	SO	GAA
Johan Hedberg	9-9	18	1123	43	2	2.30
J-S Aubin	0-0	1	1	0	0	0.00

## YEAR-BY-YEAR PLAYOFF STATS CONTINUED

## 2007

PLAYER	GP	G	A	PTS	PIM
Sidney Crosby	5	3	2	5	4
Gary Roberts	5	2	2	4	2
Sergei Gonchar	5	1	3	4	2
Evgeni Malkin	5	0	4	4	8
Mark Recchi	5	0	4	4	0
Jordan Staal	5	3	0	3	2
Ryan Whitney	5	1	1	2	6
Michel Ouellet	5	0	2	2	6
Colby Armstrong	5	0	1	1	11
Maxime Talbot	5	0	1	1	7
Nils Ekman	1	0	0	0	0
Jocelyn Thibault	1	0	0	0	0
Georges Laraque	2	0	0	0	0
Ronald Petrovicky	3	0	0	0	2
Erik Christensen	4	0	0	0	6
Mark Eaton	5	0	0	0	0
Marc-Andre Fleury	5	0	0	0	0
Ryan Malone	5	0	0	0	0
Josef Melichar	5	0	0	0	2
Brooks Orpik	5	0	0	0	8
Jarkko Ruutu	5	0	0	0	10
Rob Scuderi	5	0	0	0	2

## GOALTENDERS

GOALIE	W-L	GP	MP	GA	SO	GAA
Marc-Andre Fleury	1-4	5	287	18	0	3.76
Jocelyn Thibault	0-0	1	8	0	0	0.00

## 2008

PLAYER	GP	G	A	PTS	PIM
Sidney Crosby	20	6	21	27	12
Marian Hossa	20	12	14	26	12
Evgeni Malkin	20	10	12	22	24
Ryan Malone	20	6	10	16	25
Sergei Gonchar	20	1	13	14	8
Petr Sykora	20	6	3	9	16
Maxime Talbot	17	3	6	9	36
Jordan Staal	20	6	1	7	14
Pascal Dupuis	20	2	5	7	18
Ryan Whitney	20	1	5	6	25
Adam Hall	17	3	1	4	8
Gary Roberts	11	2	2	4	32
Tyler Kennedy	20	0	4	4	13
Jarkko Ruutu	20	2	1	3	26
Georges Laraque	15	1	2	3	4
Rob Scuderi	20	0	3	3	2
Kris Letang	16	0	2	2	12
Brooks Orpik	20	0	2	2	18
Hal Gill	20	0	1	1	12
Darryl Sydor	4	0	0	0	2
Marc-Andre Fleury	20	0	0	0	2

## GOALTENDERS

GOALIE	W-L	GP	MP	GA	SO	GAA
Marc-Andre Fleury	14-6	20	1251	41	3	1.97

## 2009

PLAYER	GP	G	A	PTS	PIM
Evgeni Malkin	24	14	22	36	51
Sidney Crosby	24	15	16	31	14
Bill Guerin	24	7	8	15	15
Ruslan Fedotenko	24	7	7	14	4
Sergei Gonchar	22	3	11	14	12
Chris Kunitz	24	1	13	14	19
Maxime Talbot	24	8	5	13	19
Kris Letang	23	4	9	13	26
Tyler Kennedy	24	5	4	9	4
Jordan Staal	24	4	5	9	8
Mark Eaton	24	4	3	7	10
Matt Cooke	24	1	6	7	22
Miroslav Satan	17	1	5	6	11
Craig Adams	24	3	2	5	16
Rob Scuderi	24	1	4	5	6
Philippe Boucher	9	1	3	4	4
Brooks Orpik	24	0	4	4	22
Hal Gill	24	0	2	2	6
Alex Goligoski	2	0	1	1	0
Petr Sykora	7	0	1	1	0
Mathieu Garon	1	0	0	0	0
Pascal Dupuis	16	0	0	0	8
Marc-Andre Fleury	24	0	0	0	2

## GOALTENDERS

GOALIE	W-L	GP	MP	GA	SO	GAA
Marc-Andre Fleury	16-8	24	1447	63	0	2.61
Mathieu Garon	0-0	1	24	0	0	0.00

## YEAR-BY-YEAR PLAYOFF STATS CONTINUED

## 2010

PLAYER	GP	G	A	PTS	PIM
Sidney Crosby	13	6	13	19	6
Sergei Gonchar	13	2	10	12	4
Evgeni Malkin	13	5	6	11	6
Chris Kunitz	13	4	7	11	8
Bill Guerin	11	4	5	9	2
Alex Goligoski	13	2	7	9	2
Pascal Dupuis	13	2	6	8	4
Kris Letang	13	5	2	7	6
Matt Cooke	13	4	2	6	22
Maxime Talbot	13	2	4	6	11
Jordan Staal	11	3	2	5	6
Alexei Ponikarovsky	11	1	4	5	4
Craig Adams	13	2	1	3	15
Mark Eaton	13	0	3	3	4
Brooks Orpik	13	0	2	2	12
Mark Letestu	4	0	1	1	0
Chris Conner	1	0	0	0	0
Brent Johnson	1	0	0	0	0
Jay McKee	5	0	0	0	2
Ruslan Fedotenko	6	0	0	0	4
Jordan Leopold	8	0	0	0	2
Tyler Kennedy	10	0	0	0	2
Mike Rupp	11	0	0	0	8
Marc-Andre Fleury	13	0	0	0	2

## GOALTENDERS

GOALIE	W-L	GP	MP	GA	SO	GAA
Marc-Andre Fleury	7-6	13	798	37	1	2.78
Brent Johnson	0-0	1	31	1	0	1.94

## 2011

PLAYER	GP	G	A	PTS	PIM
Arron Asham	7	3	1	4	2
Maxime Talbot	7	1	3	4	14
Kris Letang	7	0	4	4	10
Tyler Kennedy	7	2	1	3	2
Jordan Staal	7	1	2	3	2
Brooks Orpik	7	0	3	3	14
Alex Kovalev	7	1	1	2	10
James Neal	7	1	1	2	6
Mike Rupp	7	1	1	2	4
Ben Lovejoy	7	0	2	2	4
Paul Martin	7	0	2	2	2
Chris Kunitz	6	1	0	1	6
Craig Adams	7	1	0	1	2
Chris Conner	7	1	0	1	0
Pascal Dupuis	7	1	0	1	2
Mark Letestu	7	0	1	1	0
Zbynek Michalek	7	0	1	1	0
Matt Niskanen	7	0	1	1	0
Brent Johnson	1	0	0	0	2
Eric Tangradi	1	0	0	0	0
Marc-Andre Fleury	7	0	0	0	0

## GOALTENDERS

GOALIE	W-L	GP	MP	GA	SO	GAA
Marc-Andre Fleury	3-4	7	405	17	1	2.52
Brent Johnson	0-0	1	34	4	0	7.06

## 2012

PLAYER	GP	G	A	PTS	PIM
Jordan Staal	6	6	3	9	2
Sidney Crosby	6	3	5	8	9
Evgeni Malkin	6	3	5	8	6
Tyler Kennedy	6	3	3	6	2
James Neal	5	2	4	6	12
Pascal Dupuis	6	2	4	6	0
Chris Kunitz	6	2	4	6	8
Steve Sullivan	6	2	4	6	4
Kris Letang	6	1	4	5	21
Matt Cooke	6	0	4	4	16
Matt Niskanen	4	1	2	3	6
Paul Martin	3	1	0	1	0
Richard Park	2	0	1	1	2
Eric Tangradi	2	0	1	1	0
Deryk Engelland	6	0	1	1	14
Marc-Andre Fleury	6	0	1	1	0
Zbynek Michalek	6	0	1	1	0
Brent Johnson	1	0	0	0	0
Ben Lovejoy	2	0	0	0	0
Arron Asham	3	0	0	0	10
Simon Despres	3	0	0	0	2
Brian Strait	3	0	0	0	0
Joe Vitale	4	0	0	0	12
Craig Adams	5	0	0	0	19
Brooks Orpik	6	0	0	0	4

## GOALTENDERS

GOALIE	W-L	GP	MP	GA	SO	GAA
Marc-Andre Fleury	2-4	6	337	26	0	4.63
Brent Johnson	0-0	1	20	2	0	6.00

## YEAR-BY-YEAR PLAYOFF STATS CONTINUED

## 2013

PLAYER	GP	G	A	PTS	PIM
Evgeni Malkin	15	4	12	16	26
Kris Letang	15	3	13	16	8
Sidney Crosby	14	7	8	15	8
Jarome Iginla	15	4	8	12	16
Pascal Dupuis	15	7	4	11	12
Paul Martin	15	2	9	11	4
James Neal	13	6	4	10	8
Chris Kunitz	15	5	5	10	6
Tyler Kennedy	9	2	3	5	2
Brenden Morrow	14	2	2	4	8
Matt Cooke	15	0	4	4	35
Douglas Murray	15	2	1	3	32
Brandon Sutter	15	2	1	3	0
Mark Eaton	8	0	3	3	0
Jussi Jokinen	8	0	3	3	4
Brooks Orpik	12	1	1	2	10
Matt Niskanen	15	0	2	2	11
Tanner Glass	5	1	0	1	4
Beau Bennett	6	1	0	1	0
Marc-Andre Fleury	5	0	1	1	0
Joe Vitale	6	0	1	1	6
Craig Adams	15	0	1	1	10
Simon Despres	3	0	0	0	0
Deryk Engelland	7	0	0	0	8
Tomas Vokoun	11	0	0	0	0

## GOALTENDERS

GOALIE	W-L	GP	MP	GA	SO	GAA
Tomas Vokoun	6-5	11	685	23	1	2.01
Marc-Andre Fleury	2-2	5	290	17	1	3.52

## 2014

PLAYER	GP	G	A	PTS	PIM
Evgeni Malkin	13	6	8	14	8
Jussi Jokinen	13	7	3	10	10
Matt Niskanen	13	2	7	9	8
Sidney Crosby	13	1	8	9	4
Chris Kunitz	13	3	5	8	16
Paul Martin	13	0	8	8	6
Brandon Sutter	13	5	2	7	2
Kris Letang	13	2	4	6	14
Beau Bennett	12	1	4	5	8
James Neal	13	2	2	4	24
Olli Maatta	13	0	4	4	0
Brian Gibbons	8	2	1	3	2
Lee Stempniak	13	2	1	3	6
Brooks Orpik	5	1	1	2	0
Craig Adams	13	1	1	2	2
Robert Bortuzzo	8	0	1	1	4
Marcel Goc	9	0	1	1	4
Jayson Megna	2	0	0	0	0
Tanner Glass	8	0	0	0	4
Marc-Andre Fleury	13	0	0	0	0
Rob Scuderi	13	0	0	0	6
Joe Vitale	13	0	0	0	4

## GOALTENDERS

GOALIE	W-L	GP	MP	GA	SO	GAA
Marc-Andre Fleury	7-6	13	800	32	2	2.40

## 2015

PLAYER	GP	G	A	PTS	PIM
Sidney Crosby	5	2	2	4	0
Patric Hornqvist	5	2	1	3	2
Chris Kunitz	5	1	2	3	8
Nick Spaling	5	1	1	2	4
Brandon Sutter	5	1	1	2	2
Ian Cole	5	0	2	2	8
Steve Downie	5	0	2	2	4
Ben Lovejoy	5	0	2	2	0
Paul Martin	5	0	2	2	2
Blake Comeau	5	1	0	1	8
David Perron	5	0	1	1	4
Beau Bennett	2	0	0	0	0
Scott Wilson	3	0	0	0	0
Taylor Chorney	5	0	0	0	2
Brian Dumoulin	5	0	0	0	0
Marc-Andre Fleury	5	0	0	0	0
Maxim Lapierre	5	0	0	0	0
Evgeni Malkin	5	0	0	0	0
Rob Scuderi	5	0	0	0	0
Daniel Winnik	5	0	0	0	2

## GOALTENDERS

GOALIE	W-L	GP	MP	GA	SO	GAA
Marc-Andre Fleury	1-4	5	312	11	0	2.12

## YEAR-BY-YEAR PLAYOFF STATS CONTINUED

## 2016

PLAYER	GP	G	A	PTS	PIM
Phil Kessel	24	10	12	22	4
Sidney Crosby	24	6	13	19	4
Evgeni Malkin	23	6	12	18	18
Nick Bonino	24	4	14	18	12
Carl Hagelin	24	6	10	16	14
Kris Letang	23	3	12	15	22
Patric Hornqvist	24	9	4	13	10
Chris Kunitz	24	4	8	12	15
Conor Sheary	23	4	6	10	8
Bryan Rust	23	6	3	9	6
Brian Dumoulin	24	2	6	8	2
Olli Maatta	18	0	7	7	4
Matt Cullen	24	4	2	6	8
Ben Lovejoy	24	2	4	6	12
Trevor Daley	15	1	5	6	10
Tom Kuhnhackl	24	2	3	5	0
Eric Fehr	23	3	1	4	6
Justin Schultz	15	0	4	4	0
Ian Cole	24	1	2	3	14
Beau Bennett	1	0	0	0	0
Marc-Andre Fleury	2	0	0	0	0
Derrick Pouliot	2	0	0	0	2
Oskar Sundqvist	2	0	0	0	0
Jeff Zatkoff	2	0	0	0	0
Matt Murray	21	0	0	0	4

## GOALTENDERS

GOALIE	W-L	GP	MP	GA	SO	GAA
Matt Murray	15-6	21	1267	44	1	2.08
Jeff Zatkoff	1-1	2	117	6	0	3.08
Marc-Andre Fleury	0-1	2	79	4	0	3.04

## 2017

PLAYER	GP	G	A	PTS	PIM
Evgeni Malkin	25	10	18	28	53
Sidney Crosby	24	8	19	27	10
Phil Kessel	25	8	15	23	2
Jake Guentzel	25	13	8	21	10
Justin Schultz	21	4	9	13	4
Chris Kunitz	20	2	9	11	27
Bryan Rust	23	7	2	9	10
Patric Hornqvist	19	5	4	9	18
Matt Cullen	25	2	7	9	24
Ian Cole	25	0	9	9	22
Ron Hainsey	25	2	6	8	6
Olli Maatta	25	2	6	8	12
Nick Bonino	21	4	3	7	2
Conor Sheary	22	2	5	7	4
Scott Wilson	20	3	3	6	11
Brian Dumoulin	25	1	5	6	6
Trevor Daley	21	1	4	5	24
Carter Rowney	20	0	3	3	4
Carl Hagelin	15	2	0	2	19
Tom Kuhnhackl	11	1	1	2	4
Mark Streit	3	0	2	2	0
Josh Archibald	4	0	0	0	2
Chad Ruhwedel	6	0	0	0	4
Matt Murray	11	0	0	0	0
Marc-Andre Fleury	15	0	0	0	0

## GOALTENDERS

GOALIE	W-L	GP	MP	GA	SO	GAA
Marc-Andre Fleury	9-6	15	867	37	2	2.56
Matt Murray	7-3	11	669	19	3	1.70

## 2018

PLAYER	GP	G	A	PTS	PIM
Jake Guentzel	12	10	11	21	8
Sidney Crosby	12	9	12	21	6
Patric Hornqvist	10	5	6	11	22
Kris Letang	12	3	8	11	15
Phil Kessel	12	1	8	9	2
Evgeni Malkin	9	4	4	8	16
Justin Schultz	12	1	7	8	2
Brian Dumoulin	12	1	6	7	2
Derick Brassard	12	1	3	4	4
Bryan Rust	12	3	0	3	4
Carl Hagelin	9	2	1	3	2
Riley Sheahan	12	1	2	3	2
Dominik Simon	8	0	3	3	4
Olli Maatta	12	0	2	2	4
Conor Sheary	12	0	2	2	2
Jamie Oleksiak	12	1	0	1	7
Zach Aston-Reese	9	0	1	1	4
Carter Rowney	3	0	0	0	0
Tom Kuhnhackl	12	0	0	0	4
Chad Ruhwedel	12	0	0	0	2

## GOALTENDERS

GOALIE	W-L	GP	MP	GA	SO	GAA
Matt Murray	6-6	12	716	29	2	2.43

## YEAR-BY-YEAR PLAYOFF STATS CONTINUED

## 2019

PLAYER	GP	G	A	PTS	PIM
Evgeni Malkin	4	1	2	3	6
Justin Schultz	4	1	2	3	0
Phil Kessel	4	1	1	2	2
Erik Gudbranson	4	1	0	1	2
Jake Guentzel	4	1	0	1	0
Garrett Wilson	4	1	0	1	0
Jared McCann	3	0	1	1	0
Sidney Crosby	4	0	1	1	2
Brian Dumoulin	4	0	1	1	0
Kris Letang	4	0	1	1	2
Marcus Pettersson	4	0	1	1	4
Dominik Simon	4	0	1	1	0
Teddy Blueger	1	0	0	0	0
Olli Maatta	1	0	0	0	0
Jack Johnson	3	0	0	0	6
Zach Aston-Reese	4	0	0	0	0
Nick Bjugstad	4	0	0	0	2
Matt Cullen	4	0	0	0	0
Patric Hornqvist	4	0	0	0	8
Bryan Rust	4	0	0	0	2

## GOALTENDERS

GOALIE	W-L	GP	MP	GA	SO	GAA
Matt Murray	0-4	4	239	12	0	3.01

## 2020

PLAYER	GP	G	A	PTS	PIM
Sidney Crosby	4	2	1	3	0
Jake Guentzel	4	1	2	3	0
Bryan Rust	4	1	2	3	2
Jason Zucker	4	2	0	2	0
Patric Hornqvist	4	1	1	2	0
Conor Sheary	4	0	2	2	2
Teddy Blueger	4	1	0	1	0
Jared McCann	3	0	1	1	2
Zach Aston-Reese	4	0	1	1	2
Brian Dumoulin	4	0	1	1	4
Evgeni Malkin	4	0	1	1	6
John Marino	4	0	1	1	2
Justin Schultz	4	0	1	1	0
Brandon Tanev	4	0	1	1	0
Jack Johnson	4	0	0	0	0
Kris Letang	4	0	0	0	0
Patrick Marleau	4	0	0	0	0
Marcus Pettersson	4	0	0	0	4
Sam Lafferty	1	0	0	0	0

## GOALTENDERS

GOALIE	W-L	GP	MP	GA	SO	GAA
Matt Murray	1-2	3	192	8	0	2.50
Tristan Jarry	0-1	1	59	1	0	1.02

## 2021

PLAYER	GP	G	A	PTS	PIM
Kris Letang	6	1	5	6	6
Jeff Carter	6	4	1	5	4
Evgeni Malkin	4	1	4	5	8
Kasperii Kapanen	6	1	2	2	0
Frederick Gaudreau	6	1	2	3	2
Jason Zucker	6	2	1	3	2
Bryan Rust	6	2	1	3	4
Zach Aston-Reese	6	1	1	2	2
Jake Guentzel	6	1	1	2	6
Cody Ceci	6	0	2	2	0
Brian Dumoulin	6	0	2	2	2
Sidney Crosby	6	1	1	2	2
Jared McCann	6	0	1	1	2
Marcus Pettersson	6	0	1	1	0
Brandon Tanev	6	1	0	1	0
Evan Rodrigues	2	0	1	1	0
Teddy Blueger	6	0	0	0	2
Mike Matheson	6	0	0	0	0
John Marino	6	0	0	0	6

## GOALTENDERS

GOALIE	W-L	GP	MP	GA	SO	GAA
Tristan Jarry	2-4	6	396	21	0	3.18

## YEAR-BY-YEAR PLAYOFF STATS CONTINUED

## 2022

PLAYER	GP	G	A	PTS	PIM
Jake Guentzel	7	8	2	10	2
Sidney Crosby	6	2	8	10	2
Bryan Rust	7	2	6	8	4
Mike Matheson	7	1	5	6	6
Evgeni Malkin	7	3	3	6	6
Evan Rodrigues	7	3	2	5	4
Jeff Carter	7	4	1	5	6
Kris Letang	7	1	3	4	0
Danton Heinen	7	3	0	3	4
Kasperii Kapanen	7	0	3	3	2
Marcus Pettersson	7	0	2	2	2
Brock McGinn	7	1	1	2	4
Jason Zucker	5	0	2	2	2
Brian Boyle	6	0	2	2	0
John Marino	7	0	1	1	2
Mark Friedman	6	1	0	1	0
Teddy Blueger	7	0	1	1	2
Drew O'Connor	2	0	0	0	0
Chad Ruhwedel	7	0	0	0	0
Rickard Rakell	2	0	0	0	0
Brian Dumoulin	1	0	0	0	0

## GOALTENDERS

GOALIE	W-L	GP	MP	GA	SO	GAA
Louis Domingue	3-3	6	312	19	0	3.65
Casey DeSmith	0-0	1	89	3	0	2.02
Tristan Jarry	0-1	1	65	4	0	3.71



# OPPONENT PLAYOFF LEADERS

## SCORING LEADERS

PLAYER	TEAM(S)	GP	G	A	PTS	PIM
ALEX OVECHKIN	WSH	26	15	18	33	20
PETER BONDRA	WSH	39	19	12	31	32
MICHAL PIVONKA	WSH	31	8	18	26	60
CALLE JOHANSSON	WSH	36	8	17	25	14
NICK BACKSTROM	WSH	25	8	16	24	6
DALE HUNTER	WSH	27	7	17	24	87
JOE JUNEAU	BOS/WSH	22	6	18	24	29
CLAUDE GIROUX	PHI	18	9	13	22	19
DANIEL ALFREDSSON	OTT	18	7	11	18	14
MIKE RIDLEY	WSH	18	3	15	18	4
SERGEI GONCHAR	WSH/OTT	29	6	11	17	18
JAROMIR JAGR	NYR/PHI/BOS	15	4	13	17	12
TIM KERR	PHI /NYR	4	11	5	16	2
BRIAN RAFALSKI	NJD/DET	18	6	10	16	6
DIMITRI KHRISTICH	WSH	28	6	10	16	25
VALTTERI FILPPULA	DET/ TBL/ PHI/NYI	30	5	11	16	6
MARK RECCHI	MTL/PHI	12	5	11	16	6
BRIAN LEETCH	NYR	15	4	12	16	6

## GOALTENDING LEADERS (MIN: 3 GAMES)

GOALTENDER	TEAM(S)	GP	MP	GA	SO	GAA	W-L
TUUKKA RASK	BOS	4	275	2	2	0.44	4-0
GLENN RESCH	NYI	4	240	4	1	1.00	4-0
JACQUES PLANTE	STL	3	180	4	1	1.34	2-1
CAREY PRICE	MTL	5	266	7	1	1.58	3-1
ROBIN LEHNER	OTT/NYI	6	294	8	0	1.63	4-1
CHRIS OSGOOD	DET	13	826	23	3	1.67	7-6
DWAYNE ROLOSON	TBL	7	441	13	1	1.77	4-3
WAYNE THOMAS	TOR	5	300	9	1	1.80	3-2
BRIAN BOUCHER	PHI	6	461	14	0	1.82	4-2
ILYA SOROKIN	NYI	4	277	9	0	1.95	4-0
RAY EMERY	OTT	5	299	10	1	2.01	4-1
MARTIN BRODEUR	NJD	17	1041	35	2	2.02	11-6
CURTIS JOSEPH	TOR	6	363	13	0	2.15	4-2
GERRY CHEEVERS	BOS	9	540	20	0	2.22	7-2
MARTIN JONES	SJS	6	370	14	0	2.27	2-4
DOMINIK HASEK	CHI/BUF	8	505	20	0	2.38	3-5
JAROSLAV HALAK	MTL	7	403	16	0	2.38	4-3
OLAF KOLZIG	WSH	18	1044	42	1	2.41	6-11
HENRIK LUNDQVIST	NYR	22	1237	50	1	2.43	10-11
BRADEN HOLTBY	WSH	19	1133	46	0	2.44	9-10
GARY SMITH	OAK/CHI	5	308	13	1	2.54	1-4
ANTTI RAANTA	NYR	3	94	4	0	2.56	0-1
GARTH SNOW	PHI	5	300	13	0	2.60	4-1
JOHN VANBIESBROUCK	NYR/FLA	13	712	31	0	2.61	4-9
BYRON DAFOE	WSH	3	138	6	0	2.61	0-2
PEKKA RINNE	NSH	6	300	14	0	2.80	2-4
DON BEAUPRE	WSH	16	937	44	1	2.82	8-7



PNC  
PRIVATE  
BANK

What's your *why?*

A LEGACY.

IT'S WHY THEY LEAVE IT  
ALL ON THE ICE.

What drives you?

Ask any Penguin® and they'll likely tell you it's their love of the sport or making history.

PNC Private Bank<sup>SM</sup> calls that your why, and we want to hear all about yours.

Once we understand it, we'll work with you to create a personalized wealth plan to help you achieve it.

Tell us — what's your why?

**For more information,** contact

**Matthew R. George, AIF®, Market Managing Director,**  
at **412-768-2629** or visit **[pnc.com/privatebank](https://pnc.com/privatebank)**

TRUST AND ESTATE ADMINISTRATION | WEALTH PLANNING | INVESTMENT MANAGEMENT | CREDIT AND CASH MANAGEMENT



**PNC Private Bank is proud to be the Official Wealth Management partner of the Pittsburgh Penguins.®**

The PNC Financial Services Group, Inc. ("PNC") uses the marketing name PNC Private Bank<sup>SM</sup> to provide investment consulting and wealth management, fiduciary services, FDIC-insured banking products and services, and lending of funds to individual clients through PNC Bank, National Association ("PNC Bank"), which is a **Member FDIC**, and to provide specific fiduciary and agency services through PNC Delaware Trust Company or PNC Ohio Trust Company. PNC does not provide legal, tax, or accounting advice unless, with respect to tax advice, PNC Bank has entered into a written tax services agreement. PNC Bank is not registered as a municipal advisor under the Dodd-Frank Wall Street Reform and Consumer Protection Act.

Bank deposit products and services are provided by PNC Bank, National Association, **Member FDIC**

"PNC Private Bank" is a service mark of the PNC Financial Services Group, Inc.

©2021 The PNC Financial Services Group, Inc. All rights reserved.

# MEDIA INFORMATION



# COMMUNICATIONS DEPARTMENT

**JENNIFER BULLANO RIDGLEY**

SENIOR VICE PRESIDENT, COMMUNICATIONS

412-255-1777

[jbullano@pittsburghpenguins.com](mailto:jbullano@pittsburghpenguins.com)

---

**EVAN SCHALL**

DIRECTOR, COMMUNICATIONS

412-255-1804

[eschall@pittsburghpenguins.com](mailto:eschall@pittsburghpenguins.com)

---

**EMMA KILMER**

COORDINATOR, COMMUNICATIONS

412-255-1816

[ekilmer@pittsburghpenguins.com](mailto:ekilmer@pittsburghpenguins.com)

---

**TESSA BRAMBLE**

GRADUATE ASSISTANT, COMMUNICATIONS

724-888-0566

[tbramble@pittsburghpenguins.com](mailto:tbramble@pittsburghpenguins.com)

---

**PAUL STEIGERWALD**

COMMUNICATIONS SPECIALIST

412-642-1300

[psteigerwald@pittsburghpenguins.com](mailto:psteigerwald@pittsburghpenguins.com)

# AT&T SPORTSNET BROADCAST TEAM



**STEVE MEARS**  
PLAY-BY-PLAY ANNOUNCER

Steve Mears enters his sixth season as television play-by-play broadcaster of the Penguins on AT&T SportsNet. Before joining AT&T SportsNet, Mears spent five seasons with NHL Network, which included serving as host of NHL Live, NHL NOW and as play-by-play announcer for the World Junior Championship and NHL International. As the voice of NHL International, Mears has called numerous outdoor NHL games, All-Star Games and four Stanley Cup Finals (the first two of which were won by the Penguins). While living in New York City, he also broadcast games for the New York Rangers and was a host on the MSG Radio Network.

Prior to his time at NHL Network, Mears spent three years as a host on the Penguins Radio Network and PensTV, including the final season at the Civic Arena. From 2006 to 2009, he also served as the radio play-by-play broadcaster for the New York Islanders, his first job in the NHL.

Mears is a 2002 graduate of Bowling Green State University, where he broadcast games for the Falcon hockey team for four years. Following his college tenure, he worked in minor league hockey as the voice of the Bossier-Shreveport Mudbugs in Bossier City, Louisiana for four seasons. He was named CHL Broadcaster of the Year in 2005.

A Western PA native, Mears grew up in Murrysville and is a graduate of Franklin Regional High School.



**BOB ERREY**  
COLOR ANALYST


Bob Errey is in his 19th season on Penguins television broadcasts, where he joins Steve Mears.

Previously, Errey worked as the color commentator for Penguins radio broadcasts alongside Paul Steigerwald for four seasons.

During the offseason, Errey has worked several years for Canadian television outlet TSN doing studio work during the World Championship. Errey was the Penguins' first-round draft pick in 1983 and played 11 seasons in Pittsburgh, recording 132 goals, 272 points and 651 penalty minutes in 572 games.

A speedy two-way winger and excellent penalty killer, Errey was a key member of the team's two Stanley Cup championships in 1991 and '92.

Errey also played for Buffalo, San Jose, Detroit, Dallas and the New York Rangers in a 15-year NHL career. In 895 games, he registered 170 goals, 382 points and 1,005 penalty minutes.



**DAN POTASH**  
RINKSIDE REPORTER

Dan Potash is currently in his 18th season as rinkside reporter for Penguins games on AT&T SportsNet. He also plays a prominent role on AT&T SportsNet's pre- and post-game shows. Potash, a Mid-Atlantic Emmy Award-Winning Reporter, also hosts "Inside Penguins Hockey," a 30-minute monthly show on the regional sports network.

Potash originally came to Western PA in 2000 as anchor/reporter for FOX Sports Net Pittsburgh, where he also covered the Pittsburgh Pirates, a position he still holds today during the summer months.

Prior to his arrival in Pittsburgh, Potash spent three years as the weekend sports anchor/reporter for WCIV in Charleston, South Carolina. In 1995, he began his on-air work in Clarksburg, West Virginia as sports reporter and then sports director at WDTV. Potash began his career as a production assistant at FOX Sports Prime Ticket in Los Angeles.

He grew up in Los Angeles where he attended Cal State University, Northridge and currently lives in Pittsburgh with his wife.



# PENGUINS RADIO NETWORK



**JOSH GETZOFF**  
PLAY-BY-PLAY ANNOUNCER

Getzoff is in his eighth season as a member of the Pittsburgh Penguins Radio Network's broadcast team, and second as the official full-time play-by-play announcer on the club's flagship station, 105.9 FM "The X".

He had previously handled pre- and post-game show hosting duties in each of his first three seasons, and also filled in as the team's play-by-play voice as needed during regular-season and playoff action. In addition, Getzoff hosts the radio network's "GMJR Show" and "Highmark Coaches Show" during in-season programming.

Getzoff came to the Penguins following a successful stint at WICD/WCCU-TV, the ABC/FOX affiliate in Champaign, Illinois, where he served as the station's Sports Director. During his time in Illinois, he was named the TV Sportscaster of the Year in 2015 and was also honored for his work by the Illinois Associated Press. Prior to his time in Illinois, Getzoff worked at WENY-TV, the ABC/CBS affiliate in Elmira, New York, where he captured multiple New York State Associated Press awards for his efforts as a Sports Anchor/Reporter.

A 2011 graduate of Ithaca College's Roy H. Park School of Communications and a Pennsylvania native, Getzoff currently resides in Lawrenceville with his wife, Madeleine, son, Gunnar, and their dog, Maxie.



**PHIL BOURQUE**  
COLOR ANALYST

Two-time Stanley Cup champion Phil Bourque is in his 20th season on the Penguins broadcast team, serving as color commentator alongside Josh Getzoff.

A gritty winger/defenseman, Bourque was signed by Pittsburgh as a free agent in 1982, and went on to record 164 points (75G-89A) in 344 regular-season games with the Penguins between 1983 and 1992. For his career he totaled 199 points (88G-111A) in 477 games with the Penguins, New York Rangers and Ottawa.

Since retiring from professional hockey in 2000, Bourque has co-hosted Penguins pre- and post-game shows on the Penguins Radio Network and has worked as a contributor for AT&T Sportsnet's coverage of Penguins hockey.



**PAUL STEIGERWALD**  
PENGUINS RADIO NETWORK HOST

Pittsburgh native Paul Steigerwald is in his fifth year as pre- and post-game host of the Penguins Radio Network and 43rd overall around the organization.

Steigerwald has been a fixture with the team since 1980, serving in many roles including 11 seasons as play-by-play announcer on Pens telecasts, six seasons as the radio voice of the Penguins, and 14 seasons as color commentator for both TV and radio broadcasts.

As part of his front office duties, Steigerwald also serves as host of "Pens Pulse", a monthly feature consisting of Penguins storylines.



**MIKE LANGE**  
BROADCASTER EMERITUS

One of the most unique broadcasters in professional sports, Mike Lange is in his second season as broadcaster emeritus, and 48th overall around the organization, after spending 46 years behind the mic as the voice of the Penguins, handling radio play-by-play on the club's flagship station, 105.9 FM "The X".

In his current role, Lange can be heard during radio appearances and various Penguins programming.

Known for his creative and colorful style, including trademark phrases such as "Buy Sam A Drink And Get His Dog One, Too," Lange was awarded the Foster Hewitt award by the Hockey Hall of Fame in 2001.

Lange's relationship with the Penguins began in 1974-75, when he broke into the NHL as a radio play-by-play man. He left for one season, but returned in 1976-77 and has been a fixture on the Penguins' scene ever since.

Lange did radio exclusively until 1979, when games were simulcast on radio and TV. He served as the television voice of the Penguins through 2005-06, before returning to the radio booth in 2006-07.

A native of Sacramento, California, Lange earned a degree in broadcasting from Sacramento State University before starting his career as the voice of the Phoenix Roadrunners (WHL) in 1970. He also served as the play-by-play voice of the San Diego Gulls (WHL) in 1973-74 before joining the Penguins.

In addition to his tenure with the Penguins, Lange handled play-by-play duties for the Pittsburgh Pirates in 1986-87. A well-known member of the Pittsburgh community, Lange makes numerous personal appearances throughout the year and is actively involved in charity work.



# 2022.23 ON AND OFF-ICE OFFICIALS



## REFEREES

Anderson, Reid*	49
Beach, Cody*	45
Blandina, Brandon	39
Brenk, Jacob	26
Charron, Francis	6
Chmielewski, Tom	18
Dunning, Mitch	20
Dwyer, Gord	19
Furlatt, Eric	27
Halkidis, Beaudry*	48
Hanson, Trevor	14
Hebert, Ghislain	22
Hebert, Jean	15
Joannette, Marc	25
Kea, Justin*	44
Kozari, Steve	40
Lambert, Pierre	37
L'Ecuyer, Frederick	17
Lee, Chris	28
Luxmore, Thomas John	21
MacDougall, Peter	38
MacPhee, Morgan*	43
Markovic, Michael	31
McCauley, Wes	4
McIsaac, Jon	2
Nicholson, Kendrick	30
O'Donnell, Conor*	41
O'Rourke, Dan	9
Pochmara, Brian	16
Pollock, Kevin	33
Rank, Garrett	7
Rehman, Kyle	10
Rooney, Chris	5
Samuels-Thomas, Jordan*	42
Sandlak, Carter*	47
Schlenker, Chris	3
Schrader, Brandon*	46
Skilliter, Graham	24
South, Furman	13
St-Laurent, Francois	8
St. Pierre, Justin	12
Sutherland, Kelly	11
Syvret, Corey	23
Walsh, Ian	29

## LINESMEN

Alphonso, Shandor	52
Apperson, Caleb	77
Baker, Tyson	88
Barton, Steve	59
Berg, Devin	87
Brisebois, David	96
Cherrey, Scott	50
Cormier, Michel	76
Daisy, Ryan	81
Deschamps, Jonathan	80
Flemington, Kyle	55
Fournier, Julien	56
Galloway, Ryan	82
Gawryletz, Brandon	64
Gawryletz, Travis	67
Gibbons, Ryan	58
Hughes, Tommy	65
Hunt, Mitchell*	62
Jackson, Ryan*	84
Johnson, Justin*	57
Kelly, Dan*	98
Knorr, Trent	74
Kovachik, Brad	71
MacPherson, Matt	83
Mahon, Joseph*	89
Marquis, Jesse	86
McNamara, Kilian	93
Mills, Bevan	53
Murchison, Kiel	79
Murray, CJ	68
Murray, Jonny	95
Nagy, Kory	97
Nansen, Derek	70
O'Quinn, Ben	91
Pancich, Bryan	94
Shewchuk, Mark	92
Smith, Andrew	51
Suchanek, Libor	60
Tobias, James	61
Toomey, Travis	90

## NHL OFF-ICE OFFICIALS

DJ Johnson <i>Crew Supervisor</i>	Jim Gricar	Todd Gally	Jeff Stuart	Mike Bontatibus
Phil Spano	Eugene Susi	Dan Wagner	Joe Ferraro	Jeff Stuart
Keith Schrieber	Chris Keller	Jim Duss	Bob Maitland	Dennis Lohr
	Danielle DiBacco	Mike McGuire	Jim Weaver	

## ARENA TECHNICAL COORDINATORS

Read Connolly	Bob Moretti	Jeremy Almazan	Brian Berger	Brian Muscari
---------------	-------------	----------------	--------------	---------------

\* MINOR LEAGUE OFFICIALS

# 2022.23 KEY DATES

[SUBJECT TO CHANGE - AS OF SEPTEMBER 22, 2022]

## SEPTEMBER 2022

- Sept. 15 – Oct. 15 NHL celebrates Hispanic Heritage Month  
 Sept. 21 Training camps open  
 Sept. 22-25 USHL Fall Showcase (*Cranberry Township, Pa.*)  
 Sept. 24 – Oct. 8 2022-23 NHL preseason

## SEPTEMBER 2022

- Oct. 6 2020 Kraft Hockeyville Canada:  
 Montreal Canadiens vs. Ottawa Senators (*Steele Community Centre, Gander, Nfld.*)  
 Oct. 7 2022 NHL Global Series:  
 Nashville Predators vs. San Jose Sharks (*O2 Arena, Prague, Czechia*)  
 Oct. 8 2022 NHL Global Series:  
 San Jose Sharks vs. Nashville Predators (*O2 Arena, Prague, Czechia*);  
 2021 Kraft Hockeyville Canada:  
 Ottawa Senators vs. Montreal Canadiens (*J.K. Irving Centre, Bouctouche, N.B.*)  
 Oct. 10 Deadline for teams to submit opening-day rosters (5 p.m. ET)  
 Oct. 11 Opening night of 2022-23 NHL regular season in North America (2 GP)  
 Oct. 13 Colorado Avalanche raise Stanley Cup banner (*vs. CHI*)  
 Oct. 18 NHL Board of Governors Meeting (*New York, N.Y.*)  
 Oct. 25 NHL Central Scouting releases Preliminary Players to Watch list

## SEPTEMBER 2022

- Nov. 1-30 Hockey Fights Cancer Awareness Month  
 Nov. 4 2022 NHL Global Series:  
 Columbus Blue Jackets vs. Colorado Avalanche (*Nokia Arena, Tampere, Finland*)  
 Nov. 5 2022 NHL Global Series:  
 Colorado Avalanche vs. Columbus Blue Jackets (*Nokia Arena, Tampere, Finland*)  
 Nov. 11 Hockey Hall of Fame Game:  
 Pittsburgh Penguins at Toronto Maple Leafs  
 Nov. 11-14 Hockey Hall of Fame Induction Celebration (*Toronto, Ont.*)  
*Class of 2022 inductees: Daniel Alfredsson, Roberto Luongo, Riikka Salinen, Daniel Sedin, Henrik Sedin (Player category); Herb Carnegie (Builder category)*  
 Nov. 15 NHL General Managers Meeting (*Toronto, Ont.*)  
 Nov. 21 NHL Central Scouting updates Players to Watch list  
 Nov. 25 2022 NHL Thanksgiving Showdown Doubleheader:  
 Pittsburgh Penguins at Philadelphia Flyers  
 St. Louis Blues at Tampa Bay Lightning  
 Nov. 26 NHL Founders Day (1917)  
 Nov. 30 50th Anniversary U.S. Hockey Hall of Fame Induction (*Inductees: Steve Cash, Jim Johansson, Jocelyne Lamoureux-Davidson, Monique Lamoureux-Morando, Ryan Miller and Celebration of Lester Patrick (RiverCentre, St. Paul, Minn.)*)

## DECEMBER 2022

- Dec. 1 Signing deadline for Group 2 free agents (5 p.m. ET)  
 Dec. 2-4 USHL American Cup:  
 Youngstown Phantoms vs. Green Bay Gamblers (*Rochester, N.Y.*)  
 Dec. 12-13 NHL Board of Governors Meeting (*Florida*)  
 Dec. 20-27 Holiday roster freeze in effect:  
*For all players on an NHL active roster, injured reserve, or with non-roster and injured non-roster status as of 11:59 p.m. (local time) Dec. 19, a roster freeze shall apply through 12:01 a.m. (local time) Dec. 28, with respect to waivers, trades and loans, subject to the exceptions provided for in CBA Article 16.5 (d).*  
 Dec. 24-26 Holiday break (*no scheduled practices - dressing rooms closed*)  
 Dec. 26 – Jan. 5 IIHF Men's World Junior Championship (*Halifax, N.S./Moncton, N.B.*)

## JANUARY 2023

- Jan. 2 2023 Discover NHL Winter Classic:  
 Pittsburgh Penguins at Boston Bruins (*Fenway Park, Boston, Mass.*)  
 Jan. 8-15 IIHF Women's Under-18 World Championship (*Ostersund and Bunflo, Sweden*)  
 Week of Jan. 9 NHL Central Scouting Mid-Season Rankings release  
 Jan. 16 USA Hockey's annual BioSteel All-American Prospects Game (*USA Hockey Arena, Plymouth, Mich.*)

- Jan. 21 Scotiabank Hockey Day in Canada (*Host: Owen Sound, Ont.*); all seven Canadian NHL teams in action  
 Jan. 25 2023 CHL/NHL Top Prospects Game (*Langley Events Centre, Langley, B.C.*)  
 Jan. 27-29 USHL Frosty Cup:  
 Tri-City Storm vs. Fargo Force (*Dallas, Texas*)

## FEBRUARY 2023

- Feb. 1-28 NHL celebrates Black History Month  
 Feb. 2-4 No scheduled practices - dressing rooms closed  
 Feb. 2-5 NHL All-Star Break (*no games played*)  
 Feb. 3 2023 NHL All-Star Skills presented by DraftKings (*FLA Live Arena, Sunrise, Fla.*)  
 Feb. 4 2023 Honda NHL All-Star Game (*FLA Live Arena, Sunrise, Fla.*)  
 Feb. 5-6 2023 AHL All-Star Classic (*Place Bell, Laval, Que.*)  
 Feb. 6 2022-23 NHL regular season resumes  
 Feb. 18 2023 Navy Federal Credit Union NHL Stadium Series:  
 Washington Capitals at Carolina Hurricanes (*Carter-Finley Stadium, Raleigh, N.C.*)  
 Feb. 20-26 Hockey Week Across America (*USA Hockey*)

## MARCH 2023

- March 1-31 NHL celebrates Gender Equality Month  
 March 3 2023 NHL Trade Deadline (3 p.m. ET)  
 March 13-15 NHL General Managers Meeting (*Manalapan, Fla.*)

## APRIL 2023

- April 1-30 NHL celebrates Earth Month  
 April 6-8 NCAA Frozen Four (*AMALIE Arena, Tampa, Fla.*)  
 April 7-17 IIHF Women's World Championship (*Canada*)  
 April 13 Last day of 2022-23 NHL regular season (15 GP)  
 TBA 2023 NHL Draft Lottery  
 April 17 2023 Stanley Cup Playoffs begin  
 Week of April 17 NHL Central Scouting Final Rankings release  
 April 20-30 IIHF Men's Under-18 World Championship (*Basel and Porrentruy, Switzerland*)

## MAY 2023

- May 1-31 NHL celebrates Asian & Pacific Islander Heritage Month  
 May 12-28 IIHF Men's World Championship (*Riga, Latvia/Tampere and Helsinki, Finland*)  
 May 28 – June 4 2023 CHL Memorial Cup (*Sandman Centre, Kamloops, B.C.*)

## JUNE 2023

- June 1-30 NHL celebrates Pride Month  
 June 4-10 2023 NHL Scouting Combine (*LECOM Harborcenter, Buffalo, N.Y.*)  
 June 19 Last possible day for 2023 Stanley Cup Playoffs;  
 Deadline for first club-elected salary arbitration notification (5 p.m. ET)  
 June 26 2023 NHL Awards (*Nashville, Tenn.*)  
 June 27 NHL General Managers Meeting (*Nashville, Tenn.*)  
 June 28-29 2023 NHL Draft (*Bridgestone Arena, Nashville, Tenn.*)

## JULY 2023

- July 1 Free agency begins (12 p.m. ET)  
 July 5 Deadline for player-elected salary arbitration notification (5 p.m. ET)  
 July 6 Deadline for second club-elected salary arbitration notification (5 p.m. ET)  
 July 20 – Aug. 4 Salary arbitration hearings held

## AUGUST 2023

- Aug. 6 Deadline for salary arbitration decisions to be rendered

\*SUBJECT TO ADJUSTMENT



# 2022.23 SCHEDULE

## OCTOBER

S	M	T	W	T	F	S
						1 ▼ 1:00 @BUF
2	3 ▼ 7:30 @DET	4	5	6	7 ▼ 7:00 BUF	8
9	10	11	12	13 7:00 ARI	14	15 7:00 TBL
16	17 7:00 @MTL	18	19	20 7:00 LAK	21	22 7:00 @CBJ
23	24 8:00 @EDM	25 9:00 @CGY	26	27	28 10:00 @VAN	29 10:00 @SEA
30	31					

## NOVEMBER

S	M	T	W	T	F	S
		1 8:00 BOS	2 7:30 @BUF	3	4	5 7:00 SEA
6	7	8	9 7:30 @WSH	10	11 7:00 @TOR	12 7:00 @MTL
13	14	15 7:00 TOR	16	17 8:00 @MIN	18	19 7:00 @WPG
20 7:00 @CHI	21	22	23 7:00 CGY	24	25 5:30 @PHI	26 7:00 TOR
27	28	29 7:00 CAR	30			

## DECEMBER

S	M	T	W	T	F	S
				1 7:00 VGK	2	3 7:00 STL
4	5	6 7:00 CBJ	7	8	9 7:00 @BUF	10 7:00 BUF
11	12 7:00 DAL	13	14	15 7:00 @FLA	16	17
18 5:00 @CAR	19	20 7:00 NYR	21	22 7:00 CAR	23	24
25	26	27 7:30 @NYI	28 7:30 DET	29	30 7:00 NJD	31

## JANUARY

S	M	T	W	T	F	S
1	2 2:00 @BOS	3	4	5 10:00 @VGK	6	7
8 7:00 @ARI	9	10 7:00 VAN	11	12	13 7:00 WPG	14 7:00 @CAR
15	16 7:00 ANA	17	18 7:00 @OTT	19	20 7:00 OTT	21
22 2:00 @NJD	23	24 7:00 FLA	25	26 7:00 @WSH	27	28 7:00 SJS
29	30	31				

## FEBRUARY

S	M	T	W	T	F	S
			1	2	3	4
5	6	7 7:00 COL	8	9	10 10:00 @ANA	11 10:30 @LAK
12	13	14 10:30 @SJS	15	16	17 7:00 @NYI	18 5:30 NJD
19	20 7:00 NYI	21	22	23 7:00 EDM	24	25 3:30 @STL
26 6:00 TBL	27	28 8:00 @NSH				

## MARCH

S	M	T	W	T	F	S
			1	2 7:00 @TBL	3	4 6:00 @FLA
5	6	7 7:00 CBJ	8	9 7:00 NYI	10	11 3:30 PHI
12 4:00 NYR	13	14 7:00 MTL	15	16 7:00 @NYR	17	18 8:00 @NYR
19	20 7:00 OTT	21	22 8:00 @COL	23 9:00 @DAL	24	25 8:00 WSH
26	27	28 7:00 @DET	29	30 7:00 NSH	31	

## APRIL

S	M	T	W	T	F	S
						1 3:00 BOS
2 6:00 PHI	3	4 7:00 @NJD	5	6 7:00 MIN	7	8 8:00 @DET
9	10	11 7:30 CHI	12	13 7:00 @CBJ	14	15
16	17	18	19	20	21	22
23	24	25	26	27	28	29
30						

HOME
  AWAY
  WINTER CLASSIC
 ▼ PRESEASON

Game dates, times, opponents, and promotions are subject to change.

PITTSBURGH PENGUINS SEASON  
PRESENTED BY





[pittsburghpenguins.com](http://pittsburghpenguins.com)