

PRESS GUIDE



1971-1972

PENGUINS 1971-72 HOME GAMES

DAY	DATE	OPPONENT	TIME
Saturday	October 9	Philadelphia	8:05
Wednesday	October 20	Los Angeles	7:35
Saturday	October 23	Chicago	8:05
Wednesday	October 27	California	7:35
Saturday	October 30	New York	8:05
Wednesday	November 10	Vancouver	7:35
Saturday	November 13	Los Angeles	8:05
Tuesday	November 16	Minnesota	7:35
Saturday	November 20	St. Louis	8:05
Wednesday	November 24	Toronto	7:35
Wednesday	December 1	Detroit	7:35
Saturday	December 4	New York	8:05
Wednesday	December 8	California	7:35
Saturday	December 11	Buffalo	8:05
Saturday	December 18	Boston	8:05
Saturday	December 25	Montreal	8:05
Tuesday	December 28	Toronto	7:35
Friday	December 31	Buffalo	7:35
Saturday	January 8	Chicago	8:05
Wednesday	January 12	Boston	7:35
Saturday	January 15	Philadelphia	8:05
Wednesday	January 19	Vancouver	7:35
Sunday	January 23	Montreal	7:05
Wednesday	January 26	St. Louis	7:35
Saturday	January 29	Chicago	8:05
Thursday	February 10	Los Angeles	7:35
Saturday	February 12	New York	8:05
Sunday	February 13	Vancouver	7:05
Wednesday	February 16	Toronto	7:35
Saturday	February 19	Detroit	2:05
Saturday	February 26	Philadelphia	8:05
Thursday	March 2	Detroit	7:35
Saturday	March 4	Minnesota	8:05
Wednesday	March 8	Montreal	7:35
Saturday	March 11	Boston	8:05
Wednesday	March 22	Buffalo	7:35
Saturday	March 25	Minnesota	8:05
Wednesday	March 29	California	7:35
Sunday	April 2	St. Louis	7:05

Ticket Prices — \$6.50, \$5.50, \$3.50, \$3.00
 All games on KDKA Radio (1020 AM)

Editor — C. Terry Schiffhauer
Editorial Assistant — Peggy J. Dolan

Published by PITTSBURGH PENGUIN PARTNERS



POTTER – HEAD PENGUIN

The Pittsburgh Penguins are in their fifth year as a member of the National Hockey League, but for the four new owners, it is as if expansion had just taken place.

Four very aggressive and optimistic businessmen from the Pittsburgh area pulled together to come up with seven million dollars and purchase the heretofore sagging franchise.

Thayer R. "Tad" Potter, 38, is making his first venture into professional sports as General Partner and Chief Executive Officer of the Pittsburgh Penguin Partners (the club's official name).

The new chairman is a graduate of Edgewood High School, Valley Forge Military Academy and holds a bachelor of science degree in business administration from Penn State University.

Mr. Potter was serving as Director of Residential and Commercial Sales for the Peoples Natural Gas Company at the time his group acquired the franchise. During his eleven year tenure with the utility firm he held a variety of positions in the marketing department and brings a vast knowledge of local marketing techniques and sales to the club.

His previous connection with the Penguins was as a Hockey Hound. Year after year he was the top season ticket salesman which prompted the statement, "Only in America can you go from Hockey Hound to Chairman of the Board in one year."

Potter and his associates, Peter H. Block, Elmore Keener and A. H. "Peter" Burchfield plan to transform the Penguins into a winner as soon as possible. Their first trip to the National Hockey League draft meetings resulted in expenditures of over 110 thousand dollars for eleven new players, many of whom have become part of the "New Look" Pens.

Potter then proved to Pittsburghers how much faith he has in General Manager-Coach "Red" Kelley. A five-year contract was given to Kelly to insure his security with the club and alleviate the pressure of trying to produce an instant winner. The five year contract allows Kelly the time to build a solid contender that will be around for a number of years.

Executive Director Jack Riley and Director of Player Personnel, Jack Button, both were given new three year pacts to keep the trio of hockey minds together.

With the worries of financial difficulties now history, Potter can work on selling out the arena, and Kelly, Riley and Button can work on building a Stanley Cup Champion.



PITTSBURGH PENGUIN PARTNERS

Thayer R. Potter
General Partner
Chief Executive Officer

Peter H. Block
Governor

<i>Executive Director</i>	Jack Riley
<i>General Manager – Coach</i>	Leonard "Red" Kelly
<i>Assistant General Manager and</i>	
<i>Director of Player Personnel</i>	Jack Button
<i>Controller</i>	Kent D. Bowen
<i>Director of Press Relations</i>	C. Terry Schiffhauer
<i>Director of Sales</i>	Marv Parliament
<i>Director of Customer Relations</i>	Evi Metcalf
<i>Office Manager</i>	Dawna Urbanic
<i>Trainer</i>	Ken Carson
<i>Assistant Trainer</i>	John Doolan
<i>Scouting Staff</i>	Rudy Migay, Edgar Brenchley, Dave Lucas, Clare Rothermel, Ron Marlow, Dick Coss, Gerry Brown
<i>Team Physician</i>	Dr. David Steele
<i>Team Dentist</i>	Dr. Farrell Jackson
<i>Executive Offices</i>	Civic Arena
<i>Home Ice</i>	Civic Arena
<i>Seating Capacity</i>	12,580
<i>Location of Press Box</i>	C-32
<i>Dimensions of Rink</i>205 feet by 85 feet
<i>Ends of Rink</i>	Herculite extends above boards all around rink
<i>Nickname</i>	Penguins
<i>Club Colors</i>	Light Blue, Dark Blue and White
<i>Uniforms</i>	Home: Base color White, trimmed with Light Blue and Navy Blue. Away: Base color Light Blue, trimmed with White and Navy Blue.
<i>Club Trains at</i>	Brantford, Ontario, Canada
<i>Radio Station</i>	KDKA (1020 AM)
<i>Play-by-Play</i>	Jim Forney
<i>Television Station</i>	WHIC – (VHF 11)
<i>Play-by-Play</i>	Sam Nover

RED KELLY

From 1947 until 1971, the Stanley Cup Playoffs have been a way of life for Leonard "Red" Kelly. Last year, for only the second time in 24 years, Kelly was not involved in the play-offs as either a player or a coach. It was a bitter pill for him to swallow, and knowing what a fierce competitor Kelly is, there is no question that Kelly and the Penguins will be back on the post season action this April.



Leonard Patrick Kelly came into the world in Simcoe, Ontario on July 9, 1927. He shed his diapers for ice skates at the age of two and a long and illustrious career in hockey had just begun. Kelly went directly from St. Michael's College in Toronto to the National Hockey League Detroit Red Wings as a nineteen-year-old rookie, and never looked back.

Kelly stayed in the NHL with the Red Wings for twelve and a half seasons where he played mostly defense. In 1960 he was traded to the Toronto Maple Leafs and became a forward playing center and left wing for the next seven and a half years.

His playing record is a legend; 1,316 regular season games played, 164 playoff games, 314 career goals scored, 601 career assists and 915 career points.

He was the first winner of the James Norris Memorial Trophy as the outstanding defenseman; a four-time winner of the Lady Byng Memorial Trophy; six First Team All Star Selections and two Second Team berths; eight times on Stanley Cup championship teams; and nine times on Prince of Wales Trophy-winning teams.

Kelly also tried his hand at politics where he served in Parliament as a member of the Liberal party for three years from 1962 to 1965, when he decided he could no longer give full attention to both hockey and politics.

In 1967 Kelly was named as coach of the Los Angeles Kings new expansion club. He guided the Kings to a second place finish (missing the title by one point) in his first season. Kelly's second season found the Kings in fourth, but making it to the playoff finals in the Western Division.

He was brought to Pittsburgh by Jack Riley in 1969 and led the Pens to a second place finish and an exciting showdown in the Western Division playoff finals with St. Louis before bowing out.

For his efforts he was named "Coach of the Year" by The Hockey News.

In 1970 he was given the dual capacity of General Manager and coach and this past Summer he signed a five-year contract with the Penguins.

Last year injuries took a heavy toll, but Kelly refuses to alibi, but rather looks ahead optimistically at the new season. He feels this year's crop of players is the best he has ever seen and will not concede first place to anybody until he is proven differently.

Red is married to the former Andra McLaughlin, a champion and winner in her own right. Mrs. Kelly was a three-time world free-style skating champion, member of the U.S. Olympic Team and professional star. Now she is the mother of four adorable little redheads, Casey (12), Patrick (10), Conn (8) and Kitty (3).

LEONARD PATRICK "RED" KELLY

Pro Career Record

Season	Club	Lea.	Regular Schedule					Playoffs				
			GP	G	A	TP	PIM	GP	G	A	TP	PIM
1947-48	Detroit	NHL	60	6	14	20	13	10	3	2	5	2
1948-49	Detroit	NHL	59	5	11	16	10	11	1	1	2	6
1949-50	Detroit	NHL	70	15	25	40	9	14	1	3	4	2
1950-51	Detroit	NHL	70	17	37	54	24	6	0	1	1	0
1951-52	Detroit	NHL	67	16	31	47	16	5	1	0	1	0
1952-53	Detroit	NHL	70	19	27	46	8	6	0	4	4	0
1953-54	Detroit	NHL	62	16	33	49	18	12	5	1	6	0
1954-55	Detroit	NHL	70	15	30	45	28	11	2	4	6	17
1955-56	Detroit	NHL	70	16	34	50	39	10	2	4	6	2
1956-57	Detroit	NHL	70	10	25	35	18	5	1	0	1	0
1957-58	Detroit	NHL	61	13	18	31	26	4	0	1	1	2
1958-59	Detroit	NHL	67	8	13	21	34
1959-60	Detroit	NHL	50	6	12	18	10
	Toronto	NHL	18	6	5	11	8	10	3	8	11	2
1960-61	Toronto	NHL	64	20	50	70	12	2	1	0	1	0
1961-62	Toronto	NHL	58	22	27	49	6	12	4	6	10	0
1962-63	Toronto	NHL	66	20	40	60	8	10	2	6	8	6
1963-64	Toronto	NHL	70	11	34	45	16	14	4	9	13	4
1964-65	Toronto	NHL	70	18	28	46	8	6	3	2	5	2
1965-66	Toronto	NHL	63	8	24	32	12	4	0	2	2	0
1966-67	Toronto	NHL	61	14	24	38	4	12	0	5	5	2
NHL Totals			1316	281	542	823	327	164	33	59	92	47

Pro Coaching Record

Season	Club	Lea.	Regular Season				Playoffs	
			W	L	T	Finish	W	L
1967-68	Los Angeles	NHL	31	33	10	Second	3	4
1968-69	Los Angeles	NHL	24	42	10	Fourth	4	7
1969-70	Pittsburgh	NHL	26	38	12	Second	6	4
1970-71	Pittsburgh	NHL	21	37	20	Sixth	-	-
Coaching Totals			102	150	52		13	15



Jack Riley
Executive Director

Jack Riley has been connected with hockey in three different levels, as a player, coach and executive and now begins his sixth year with the Penguins. Riley played minor league hockey for Hershey and Baltimore and became a coach when he was only 26 years old. He served as general manager for Washington (EHL), Johnstown (EHL) and Rochester (AHL) before being named President of the American Hockey League from 1964-1966. He became the Penguin's G.M. in 1966 and his first club finished two points out of the playoffs and just six points out of first place. Riley was elevated to the position of Executive Director in 1970 and recently signed a three-year contract. Riley is the man responsible for bringing Red Kelly to Pittsburgh and when the Stanley Cup arrives here, Riley will have had a hand in making the Penguins a winner. Riley, 52, lives with his wife Jeanne and their daughter Barbara. The Rileys also have two married sons.

Jack Button
Director of Player Personnel



Jack Button starts his third season with the Pittsburgh organization, serving as the Assistant General Manager and Director of Player Personnel. The 32-year old Button started out as Publicity Director for Rochester (AHL) and later served as the AHL's Publicity Director for four years. He has served the Penguin organization as the liaison between the parent club and the farm teams, and supervises the scouting corps. Button signed a three-year pact recently, and with Riley and Kelly form one of the best trio of hockey executives in the business.

Jack and his wife Bridgette are the parents of three sons.

PETER H. BLOCK
Governor



If there is one person in the city of Pittsburgh who is responsible for bringing major league hockey to Pittsburgh, it has to be Peter H. Block.

Mr. Block headed a group in 1966 that purchased one of six new franchises for two million dollars during the National Hockey League's first expansion program. Part way through the first year Mr. Block left the organization to further his other business interests. When it became apparent in 1970 that the ownership was to change hands, Mr. Block rounded up three other interested buyers, and with his vast experience in the NHL, was able to present the best offer. Mr. Block proved to be the key to the successful purchase with his legal knowledge and overall workings of the league. When the final sale was approved by the league, Mr. Block assumed the position of Governor for the franchise and takes part in all Board of Governors meetings held by the league.


The 37-year old native of Pittsburgh is a graduate of the University of Pittsburgh Law School and practiced law for five years before entering the sports field. He has been very active of late in the field of finance and the area of business development.

Block is a resident of Mt. Lebanon, and resides with his wife, Ina, and their three children.

Kent D. Bowen

Controller

Kent Bowen is in his fourth year with the Penguins as the watchdog of the business affairs and finances. Mr. Bowen is a native of West Virginia and a graduate of the University of Pittsburgh. Kent also serves as the President of the Igloo Club in the Civic Arena, where large crowds gather after each home game. He is a member of the Zoological Society and arranges for the team mascot "Slapshot Pete" to appear before the games. Kent and his wife Lulette and their four children reside in Pittsburgh.




PENS ON RADIO AND TV

Jim Forney, the Voice of the Penguins will be heard 78 times this year on KDKA Radio (1020 AM).



Sam Nover will be calling the Play by Play for WIIC-TV (Channel 11) during twelve away games this year. Sam is Sports Director at WIIC-TV. (TV schedule on page 47)



Terry Schiffhauer
Director of Press Relations

Terry Schiffhauer begins his second season with the Penguins as Director of Press Relations, following six years as a sports writer-photographer with WJAC-TV and two years as publicity director for the Johnstown Jets (EHL). Schiffhauer, 28, is a native of Pittsburgh and attended the University of Pittsburgh at Johnstown. Terry and his wife, Bernadette are the parents of a daughter, Nicol and are expecting their second during the season.



Marv Parliament
Director of Sales


Marv Parliament is beginning his fourth season as Director of Sales. The native of Cochrane, Ontario played collegiate hockey at Colorado College where he graduated with a degree in sociology in 1964. Parliament coordinates and administers season and group ticket sales and program advertising. He also heads the Hockey Hounds organization. Marv and his wife Francie are the parents of one son, Casey.



Ken Carson
Trainer

People in the know rate Ken Carson as one of the top hockey trainers in the business, despite his young age of 29. Carson spent several seasons with minor league clubs before taking over as the Penguin's trainer in 1967. Ken and his wife Jean and their four children live in Pittsburgh.





SYL APPS

Center 6' 185 lbs.
 Age: 24 (August 1, 1947)
 Born: Toronto, Ontario
 Home: Kingston, Ontario
 Shoots: Right

Syl Apps, Jr. is one of the few second-generation players in the NHL who could comprise the first father-son combination in the Hall of Fame. Apps came to Pittsburgh on January 27, 1971 from the New York Rangers in a trade for Glen Sather. He scored the first game he played as a Penguin and endeared himself to the fans with his graceful style and hard hitting body checks. Apps, the son of former Toronto great Syl Apps, combined with Jean Pronovost and Greg Polis to give the Pens a great young line that was used often in key situations. One of the top games for the youngster was on February 13 when he scored two power play goals in the span of twenty seconds against the Chicago Black Hawks. Apps is a product of the New York organization and helped lead the Omaha Knights to the Central Hockey League championship in 1970 when he led the playoffs in scoring with 10 goals and 19 points. Apps is single and resides in Kingston, Ontario during the off-season.

Season	Club	League	Regular Season					Playoffs				
			GP	G	A	TP	PIM	GP	G	A	TP	PIM
1968-69	Buffalo	AHL	2	1	2	3	4
1969-70	Omaha	CHL	68	16	38	54	43	12	10	9	19	4
	Buffalo	AHL	7	2	3	5	6
1970-71	New York	NHL	31	1	2	3	11
	Omaha	CHL	11	0	5	5	4
	Pittsburgh	NHL	31	9	16	25	12
NHL Totals			62	10	18	28	23



LES BINKLEY

Goaltender 6'0" 175 lbs.
 Age: 35 (June 6, 1936)
 Born: Owen Sound, Ontario
 Home: Walkerton, Ontario
 Shoots: Right

Les Binkley may never admit to being older than what is listed in most hockey annuals, and nobody will really care just how young "Bink" is, as long as he turns in the steady goaltending that he has for the past four seasons. Binkley was the first player purchased by Pittsburgh in 1966 after several outstanding years with the AHL Cleveland Barons. Binkley won the rookie-of-the-year award in 1962 and was the top goalie in 1965-66 with the Barons. Due to his longevity with the club he holds most of the goalies records including 11 career shutouts and 6 whitewashes in one year. Last year Binkley appeared in 34 games before suffering a knee injury in a 4-0 win over Montreal on March 3. An off-season operation (his second in as many years) was termed successful. Les, his wife Eleanor, and their two children, Randy (15) and Leslie (5) reside in Walkerton, Ontario during the summer.

Season	Club	League	Regular Season				Playoffs			
			GP	GA	SO	AVG	GP	GA	SO	AVG
1958-59	Cleveland	AHL	1	3	0	3.00
1960-61	Cleveland	AHL	8	11	0	1.38	4	18	0	4.50
1961-62	Cleveland	AHL	60	181	5	4.02
1962-63	Cleveland	AHL	63	203	4	3.22	7	22	1	3.14
1963-64	Cleveland	AHL	65	180	3	2.77
1964-65	Cleveland	AHL	40	152	0	3.91
1965-66	Cleveland	AHL	66	192	2	2.93	12	27	1	2.33
1966-67	San Diego	WHL	55 1/3	190	1	3.56
1967-68	Pittsburgh	NHL	52 1/3	151	6	2.88
1968-69	Pittsburgh	NHL	48	158	0	3.29
1969-70	Pittsburgh	NHL	24 2/3	79	3	3.21	7	15	0	2.10
1970-71	Pittsburgh	NHL	34	89	2	2.85
NHL Totals			159	477	11	3.05	7	15	0	2.10



WALLY BOYER

Center 5'8" 165 lbs.
 Age: 34 (September 27, 1937)
 Born: Cowan, Manitoba
 Home: Toronto, Ontario
 Shoots: Left

Wally Boyer has to be the only player in the NHL that belonged to the Montreal Canadiens on two occasions, yet never wore a Hab's uniform. Boyer played 5 seasons with Rochester of the AHL and following the 1965-66 season with Toronto, Boyer was drafted by Montreal and then drafted by Chicago. Oakland claimed Boyer in the Expansion Draft and in 1968 Montreal drafted the hustling little center and later traded him to Pittsburgh for Al MacNeil (coach of last year's Stanley Cup champions). Wally turned in his finest NHL season last year with 41 points before being sidelined with a broken thumb and holds the team record of two goals in the span of seven seconds. Wally, his wife Barbara, and their two children, Ken (8) and Kerri Jo (10) live in Toronto when the season is finished.

Season	Club	League	Regular Season					Playoffs				
			GP	G	A	TP	PIM	GP	G	A	TP	PIM
1958-59	Ch-Royals	QHL	28	3	7	10	8	4	0	0	0	0
	N. W'minster	WHL	27	5	5	10	0
	Hershey	AHL	4	0	1	1	2
1959-60	Sudbury	EPHL	70	23	42	65	36	11	2	4	6	4
1960-61	Rochester	AHL	70	24	33	57	31
1961-62	Rochester	AHL	67	20	21	41	67	2	0	0	0	0
1962-63	Springfield	AHL	66	28	45	73	59
1963-64	Rochester	AHL	52	20	19	39	35	2	1	0	1	2
1964-65	Rochester	AHL	70	20	41	61	28	10	2	4	6	4
1965-66	Rochester	AHL	19	3	10	13	13
	Toronto	NHL	46	4	17	21	23	4	0	1	1	0
1966-67	Portland	WHL	17	7	6	13	10
	Chicago	NHL	42	5	6	11	15	1	0	0	0	0
1967-68	Oakland	NHL	74	13	20	33	44
1968-69	Pittsburgh	NHL	62	10	19	29	17
1969-70	Pittsburgh	NHL	72	11	12	23	34	10	1	2	3	0
1970-71	Pittsburgh	NHL	68	11	30	41	30
NHL Totals			364	54	104	158	163	15	1	3	4	0



ROBIN BURNS

Left Wing 6'0" 195 lbs.
 Age: 25 (August 27, 1946)
 Born: Montreal, Quebec
 Home: Montreal, Quebec
 Shoots: Left

Robin Burns has had a few years of minor league experience and a taste of big league action and may now be ready to crack the lineup. Burns had six years experience in the Montreal Canadiens system. He played three years with the Junior Canadiens before turning pro with Houston in 1967. He spent two years with the Appollos before moving to the AHL Montreal Voyageurs. Burns is not known as a profound goal scorer but is rated as a strong checker and tireless worker. Burns was purchased by Pittsburgh last year and was assigned to Amarillo where he scored 16 goals. His first game in the NHL was a memorable one for him, as the Pens defeated his former team, Montreal. The native of Montreal played in ten games and suffered a broken nose during the last game of the season.

Season	Club	League	Regular Season					Playoffs				
			GP	G	A	TP	PIM	GP	G	A	TP	PIM
1967-68	Houston	CPHL	65	21	25	46	61
1968-69	Houston	CHL	61	12	18	30	63	3	0	0	0	0
1969-70	Mtl. Voyageurs	AHL	62	13	7	20	33	8	0	1	1	0
1970-71	Amarillo	CHL	46	16	24	40	49
	Pittsburgh	NHL	10	0	3	3	4
NHL Totals			10	0	3	3	4



DAVE BURROWS

Defense 6'1" 175 lbs.
 Age: 22 (January 11, 1949)
 Born: Toronto, Ontario
 Home: New Market, Ontario
 Shoots: Left

Dave Burrows is one of the new additions to the Penguins and it may take fans several games before they notice the youngster on defense. Burrows played his junior hockey for St. Catharines Black Hawks before turning pro in the Chicago organization in 1969. He played two seasons with Dallas (CHL) and last year was voted the Most Valuable Player on the Dallas club. The native of Toronto is not a flashy player but is seldom out of position and always makes the right play. Burrows was claimed from Chicago in the Intra-League Draft this past June. Dave and his wife Carol are the parents of one son, Bret, age 10 months.

Season	Club	League	Regular Season					Playoffs				
			GP	G	A	TP	PIM	GP	G	A	TP	PIM
1969-70	Dallas	CHL	69	4	9	13	45
	Portland	WHL	11	1	2	3	6
1970-71	Dallas	CHL	67	1	11	12	49	10	0	2	2	4



DARRYL EDESTRAND

Defense 5'11" 180 lbs.
 Age: 25 (November 6, 1945)
 Born: Strathroy, Ontario
 Home: London, Ontario
 Shoots: Left

Darryl Edestrand has spent a couple of seasons in the minor leagues, but now that he is in the NHL, he plans to stay. The 25-year old defenseman played his junior hockey with Toronto and London of the OHA before becoming a professional with Rochester in 1965. Darryl was selected by the St. Louis Blues in the first Expansion Draft but played in only 12 games before being traded to Philadelphia in a three-way deal that involved Pittsburgh. He was traded to Hershey in 1970 and the Penguins acquired the rights to him after this past season when he was named as an All Star defenseman in the AHL. Darryl is an extremely good rushing defenseman and also picks up his share of penalties with his aggressive style of play. Darryl and his wife Patricia are the parents of one son, Darryn (3) and are expecting a second child during the season.

Season	Club	League	Regular Season					Playoffs				
			GP	G	A	TP	PIM	GP	G	A	TP	PIM
1965-66	Rochester	AHL	17	1	2	3	10	4	1	0	1	2
1966-67	Rochester	AHL	7	0	1	1	4
1967-68	St. Louis	NHL	12	0	0	0	2
	Kansas City	CPHL	53	2	32	34	84	7	0	3	3	4
1968-69	Quebec	AHL	74	7	23	30	108	15	1	5	6	23
1969-70	Philadelphia	NHL	2	0	0	0	6
	Quebec	AHL	71	10	30	40	106	6	0	1	1	8
1970-71	Hershey	AHL	72	6	30	36	109	4	0	0	0	2
	NHL Totals		14	0	0	0	8




ROY EDWARDS

Goaltender 5'8" 165 lbs.
 Age: 34 (March 12, 1937)
 Born: Seneca Twp., Ontario
 Home: Caledonia, Ontario
 Shoots: Left

Roy Edwards is a Penguin again, but this time he is going to play for Pittsburgh. In 1967, he was drafted from the Chicago Black Hawks in the Expansion Draft by Pittsburgh, but never got a chance to play, as he was traded to Detroit for Hank Bassen. Edwards has spent the last four years with the Red Wings and came to Pittsburgh during the Inter-League Draft when Detroit put him on waivers. The combination of Edwards and Les Binkley give the Penguins their best pair of goalies in history. Roy suffered a fractured skull last season and wears a protective helmet when he plays. Roy and his wife, Mary, have two daughters, Becky and Susan and live in Caledonia, Ontario in the off-season.

Season	Club	League	Regular Season				Playoffs			
			GP	GA	SO	AVG	GP	GA	SO	AVG
1958-59	Calgary	WHL	63	192	2	3.04	8	27	0	3.37
1959-60	Buffalo	AHL	72	267	4	3.71
1960-61	Buffalo	AHL	30	128	1	4.27
1961-62	Sault Ste. Marie	EPHL	37	119	3	3.20	14	34	0	2.42
	Sault Ste. Marie	EPHL	36	157	1	4.36
1962-63	Pittsburgh	AHL	10	52	0	5.20
	Portland	WHL	8	32	0	4.00
1962-63	Spokane-Calgary	WHL	70	277	0	3.96
1963-64	Buffalo	AHL	47	155	2	3.30
1964-65	St. Louis	CPHL	3	8	0	2.66
	St. Louis	CPHL	65	302	1	4.65
1965-66	Buffalo	AHL	40	140	3	3.52
1966-67	Buffalo	AHL	37 1/3	189	0	5.07
1967-68	Ft. Worth	CPHL	9	12	4	1.33
1968-69	Detroit	NHL	41	127	0	3.50
	Detroit	NHL	40	89	4	2.54
1969-70	Ft. Worth	CHL	10	28	0	3.00
	Detroit	NHL	47	116	2	2.59	4	11	0	3.40
1970-71	Detroit	NHL	37	119	0	3.39
NHL Totals			165	451	6	2.99	4	11	0	3.40



VAL FONTEYNE

Left Wing 5'9" 155 lbs.
 Age: 37 (December 2, 1933)
 Born: Wetaskiwin, Alberta
 Home: Wetaskiwin, Alberta
 Shoots: Left

If there is one player who turns in the same steady performance game after game, it has to be Val Fonteyne. "Beezer" is starting his 13th season in the HHL and fifth with the Penguins. He has played in 281 regular season games, more than any other Pittsburgh player. Val is one of the top penalty killers in the league and starts the season with a string of 100 consecutive games without drawing a penalty himself. Val was named the winner of the "Unsung Hero" Award last year. In the off-season, he and his wife Anna, and their three children, Dean (8), Cathy (7) and Patricia (1) live in Val's hometown of Wetaskiwin, Alberta.

Season	Club	League	Regular Season					Playoffs				
			GP	G	A	TP	PIM	GP	G	A	TP	PIM
1954-55	N. W'minster	WHL	7	0	1	1	0
1955-56	Seattle	WHL	70	18	18	36	0
1956-57	Seattle	WHL	70	24	40	64	6	6	5	1	6	2
1957-58	Seattle	WHL	70	34	41	75	11	9	4	4	8	0
1958-59	Seattle	WHL	64	32	49	81	2	12	6	5	11	0
1959-60	Detroit	NHL	69	4	7	11	2	6	0	4	4	0
1960-61	Detroit	NHL	66	6	11	17	4	11	2	3	5	0
1961-62	Detroit	NHL	70	5	5	10	4
1962-63	Detroit	NHL	67	6	14	20	2	11	0	0	0	0
1963-64	New York	NHL	69	7	18	25	4
1964-65	Baltimore	AHL	9	2	3	5	2
	New York	NHL	27	0	1	1	2
1965-66	Pittsburgh	AHL	12	5	7	12	6
	Detroit	NHL	59	5	10	15	0	12	1	0	1	4
1966-67	Pittsburgh	AHL	17	5	11	16	0	9	3	5	8	4
	Detroit	NHL	28	1	1	2	0
1967-68	Pittsburgh	NHL	69	6	28	34	0
1968-69	Pittsburgh	NHL	74	12	17	29	2
1969-70	Pittsburgh	NHL	68	11	15	26	2	10	0	2	2	0
NHL Totals			752	69	141	210	26	55	3	10	13	4



NICK HARBARUK

Right Wing 6'0" 190 lbs.
 Age: 28 (August 16, 1943)
 Born: Drohiczyn, Poland
 Home: Toronto, Ontario
 Shoots: Right

The last person on the Penguin's roster that wants to hear the latest "Polish jokes" is right wing Nick Harbaruk. Harbaruk was born in Drohiczyn, Poland and is one of the very few European born players in the NHL. Nick immigrated to Toronto when he was a child and played all of his hockey in the Toronto system. His first professional game was in 1962 as a member of the old Hornets. Nick was drafted by Pittsburgh from Toronto in the 1969 Inter-League Draft and will now be starting his third year with the Pens. Harbaruk is known primarily as a checker and is usually trying to stop the likes of Bobby Hull and other opposing left wings. The resident of Toronto scored 13 goals last year and was one of three players who played in all 78 games. Nick and his wife Nancy are the parents of a daughter, Kimberly Ann (2), and are expecting their second child.

Season	Club	League	Regular Season					Playoffs				
			GP	G	A	TP	PIM	GP	G	A	TP	PIM
1961-62	Pittsburgh	AHL	1	0	0	0	0
1962-64	Out of Professional Hockey											
1964-65	Rochester	AHL	2	0	0	0	0
	Tulsa	CHL	67	27	43	70	65	12	5	8	13	25
1965-66	Tulsa	CHL	70	20	46	66	97	11	1	4	5	10
1966-67	Tulsa	CHL	70	14	26	40	84
1967-68	Tulsa	CHL	54	20	30	50	96	11	1	6	7	14
1968-69	Vancouver	WHL	3	1	1	2	2
	Tulsa	CHL	69	26	19	45	89	7	2	5	7	19
1969-70	Pittsburgh	NHL	74	5	17	22	56	10	3	0	3	20
1970-71	Pittsburgh	NHL	78	13	12	25	108
NHL Totals			152	18	29	47	164	10	3	0	3	20



BRYAN HEXTALL

Center 5'11" 180 lbs.
 Age: 30 (May 23, 1941)
 Born: Winnipeg, Manitoba
 Home: Brandon, Manitoba
 Shoots: Left

Bryan Hextall is another son of a Hockey Hall of Fame member. His father was elected in 1969. Bryan also has a brother, Dennis, who will be playing for Minnesota this year. Bryan's rugged style of play was one of the main reasons the Pens made the playoffs in 1970. Last year he was the team's leading scorer with 16 goals and 32 assists for 44 points. Hextall began his pro career in his father's footsteps with the New York Rangers. He was drafted by Oakland in the first expansion setup and then sold to Toronto. Pittsburgh purchased him from the Leafs and he will be starting his third season in Pittsburgh. He and his wife Fay, have three children, Tracy (10), Rod (8) and Ron (7). During the off-season, the Hextalls live in Brandon, Manitoba.

Season	Club	League	Regular Season					Playoffs				
			GP	G	A	TP	PIM	GP	G	A	TP	PIM
1961-62	Kitch-Wrlooo.	EPHL	56	22	23	45	48	7	1	0	1	0
1962-63	NY Rangers	NHL	21	0	2	2	10
	Baltimore	AHL	50	8	14	22	26
1963-64	Baltimore	AHL	54	10	12	22	39
1964-65	Baltimore	AHL	71	13	30	43	46	5	0	2	2	6
1965-66	Vancouver	WHL	41	8	20	28	37	7	3	1	4	23
1966-67	Vancouver	WHL	61	14	42	56	60	8	3	5	8	11
1967-68	Rochester	AHL	72	24	47	71	134	11	4	10	14	13
1968-69	Vancouver	WHL	70	22	56	78	104	8	4	7	11	22
1969-70	Pittsburgh	NHL	66	12	19	31	87	10	0	1	1	34
1970-71	Pittsburgh	NHL	76	16	32	48	133
NHL Totals			163	28	53	81	230	10	0	1	1	34




BILL HICKE

Right Wing 5'8" 170 lbs.
 Age: 33 (March 31, 1938)
 Born: Regina, Saskatchewan
 Home: Regina, Saskatchewan
 Shoots: Left

Bill Hicke is the Penguin's latest acquisition, being purchased outright from the California Golden Seals. The 33-year old plays right wing, but shoots lefthanded. He was drafted by California from New York in the 1967 Expansion Draft and was California's all-time goal scoring leader with 79 in four seasons. Bill is a product of the Montreal Canadiens organization and in his first year of professional hockey with Rochester (AHL) he led the league in scoring, won the MVP award and rookie-of-the year laurels. He lives with his wife, Lee Anne and their children Lisa (8) and Danny (3) in Regina, Saskatchewan.

Season	Club	Lea.	Regular Season					Playoffs				
			GP	G	A	TP	PIM	GP	G	A	TP	PIM
1958-59	Montreal	NHL	1	0	0	0	0
	Rochester	AHL	69	41	56	97	41	5	1	1	2	12
1959-60	Montreal	NHL	43	3	10	13	17	7	1	2	3	0
	Rochester	AHL	14	8	5	13	22
1960-61	Montreal	NHL	70	18	27	45	31	5	2	0	2	19
1961-62	Montreal	NHL	70	20	31	51	42	6	0	2	2	14
1962-63	Montreal	NHL	70	17	22	39	39	5	0	0	0	0
1963-64	Montreal	NHL	48	11	9	20	41	7	0	2	2	2
1964-65	Montreal	NHL	17	0	1	1	6
	Cleveland	AHL	6	3	2	5	2
	New York	NHL	40	6	11	17	26
1965-66	Minnesota	CPHL	3	2	0	2	4
	New York	NHL	49	9	18	27	21
1966-67	New York	NHL	48	3	4	7	11
	Baltimore	AHL	18	14	14	28	15	9	6	8	14	23
1967-68	Oakland	NHL	52	21	19	40	32
1968-69	Oakland	NHL	67	25	36	61	68	7	0	3	3	4
1969-70	Oakland	NHL	69	15	29	44	14	4	0	1	1	2
1970-71	Oakland	NHL	74	18	17	35	41
NHL Totals			643	166	234	400	389	42	3	10	13	41



TIM HORTON

Defense 5'10" 180 lbs.
 Age: 41 (January 12, 1930)
 Born: Cochrane, Ontario
 Home: Toronto, Ontario
 Shoots: Right

Tim Horton ranks as one of the game's greatest defensemen and his addition to the Penguin roster via the Intra-League Draft will bolster the previously sagging defense. Horton played his first professional game with the old Pittsburgh Hornets in 1949. The six-time NHL All Star defenseman played 17½ seasons with Toronto before being traded to New York. Tim's wife Lori is from Pittsburgh and they are the parents of four daughters, Jeri (18), Kim (16), Kelly (15) and Tracy (11). Besides living in Toronto, Tim owns a chain of 30 doughnut shops in Ontario.

Season	Club	League	Regular Season					Playoffs				
			GP	G	A	TP	PIM	GP	G	A	TP	PIM
1949-50	Pittsburgh	AHL	60	5	18	23	83
	Toronto	NHL	1	0	0	0	2	1	0	0	0	2
1950-51	Pittsburgh	AHL	68	8	26	34	129	13	0	9	9	16
1951-52	Pittsburgh	AHL	64	12	19	31	146	11	1	3	4	16
	Toronto	NHL	4	0	0	0	8
1952-53	Toronto	NHL	70	2	14	16	85
1953-54	Toronto	NHL	70	7	24	31	94	5	1	1	2	4
1954-55	Toronto	NHL	67	5	9	14	84
1955-56	Toronto	NHL	35	0	5	5	36	2	0	0	0	4
1956-57	Toronto	NHL	66	6	19	25	72
1957-58	Toronto	NHL	53	6	20	26	39
1958-59	Toronto	NHL	70	5	21	26	76	12	0	3	3	16
1959-60	Toronto	NHL	70	3	29	32	69	10	0	1	1	6
1960-61	Toronto	NHL	57	6	15	21	75	5	0	0	0	0
1961-62	Toronto	NHL	70	10	28	38	88	12	3	13	16	16
1962-63	Toronto	NHL	70	6	19	25	69	10	1	3	4	10
1963-64	Toronto	NHL	70	9	20	29	71	14	0	4	4	20
1964-65	Toronto	NHL	70	12	16	28	95	6	0	2	2	13
1965-66	Toronto	NHL	70	6	22	28	76	4	1	0	1	12
1966-67	Toronto	NHL	70	8	17	25	70	12	3	5	8	25
1967-68	Toronto	NHL	69	4	23	27	82
1968-69	Toronto	NHL	74	11	29	40	107	4	0	0	0	7
1969-70	Toronto	NHL	59	3	19	22	91
	NY Rangers	NHL	15	1	5	6	16	6	1	1	2	28
1970-71	NY Rangers	NHL	78	2	18	20	57	13	1	4	5	14
NHL Totals			1278	112	372	484	1462	116	11	37	48	174




SHELDON KANNEGIESSER

Defense 6'0" 185 lbs.
 Age: 24 (August 15, 1947)
 Born: North Bay, Ontario
 Home: North Bay, Ontario
 Shoots: Left

Sheldon Kannegiesser is given an excellent chance of picking up where he left off last year on the Penguin's roster. The husky 24-year old defenseman was acquired from the New York Rangers along with Syl Apps for Glen Sather. Sheldon spent three and one half seasons in the Ranger's minor league system before joining Pittsburgh. "Shelly" was called up near the end of the season and played in 18 games. He showed marked improvement by the end of the year and was rated as one of the top youngsters in the defensive corps for this year. Kannegiesser is a bachelor and resides in North Bay, Ontario when the season ends.

Season	Club	League	Regular Season					Playoffs				
			GP	G	A	TP	PIM	GP	G	A	TP	PIM
1967-68	Omaha	CPHL	20	1	2	3	11
	Buffalo	AHL	47	4	2	6	20	5	0	0	0	0
1968-69	Omaha	CHL	70	8	13	21	104	7	1	1	2	6
1969-70	Buffalo	AHL	17	1	2	3	14
	Kansas City	CHL	36	0	7	7	44
1970-71	Omaha	CHL	46	4	10	14	75
	Amarillo	CHL	7	2	2	4	4
	Pittsburgh	NHL	18	0	2	2	29
NHL Totals			18	0	2	2	29




RICK KESSELL

Center 5'10" 175 lbs.
 Age: 22 (July 27, 1949)
 Born: Toronto, Ontario
 Home: Toronto, Ontario
 Shoots: Left

Rick stayed off the water skis this Summer, and now stands a good chance of making it to the NHL. Rick was drafted first by the Penguins in the 1969 Amateur Draft and was expected to make the big club last year, but he suffered a broken ankle and never recovered fully until the season had started. This year he comes off a 31-goal season with a last place club in the Central Hockey League. The 22-year old native of Toronto played his junior hockey with Oshawa and scored 92 points in his final season of play. Kessel's debut with the Penguins in 1970 resulted in a goal the first time he was on the ice. Kessel is another one of the young Pens still eligible for marriage.

Season	Club	League	Regular Season					Playoffs				
			GP	G	A	TP	PIM	GP	G	A	TP	PIM
1969-70	Baltimore	AHL	53	15	21	36	6	5	1	1	2	0
	Pittsburgh	NHL	8	1	2	3	2
1970-71	Amarillo	CHL	62	31	38	69	10
	Pittsburgh	NHL	6	0	2	2	2
NHL Totals			14	1	4	5	4



YVON LABRE

Defense 5'11" 190 lbs.
 Age: 21 (November 29, 1949)
 Born: Sudbury, Ontario
 Home: Sudbury, Ontario
 Shoots: Left

Yvon Labre is a young left defenseman who could play an important part in the "youth movement" this season. The 21 year old was picked in the 1969 Amateur Draft and turned pro with Baltimore (AHL). Last season Yvon spent most of the season in Amarillo, but did manage to play 21 games with the Penguins. The Sudbury, Ontario native picked up some valuable experience and impressed the fans with one of the hardest slap shots in the organization. Labre scored his first goal against the Chicago Black Hawks and in the same game picked up his first major penalty when he battled Stan Mikita. Now with two years of minor league experience under his belt, Yvon Labre feels he is ready to step into the NHL. Yvon and his wife Janice live in Sudbury during the off-season.

Season	Club	League	Regular Season					Playoffs				
			GP	G	A	TP	PIM	GP	G	A	TP	PIM
1969-70	Baltimore	AHL	64	1	8	9	111	5	0	2	2	38
1970-71	Amarillo	CHL	42	2	9	11	125
	Pittsburgh	NHL	21	1	1	2	19
NHL Totals			21	1	1	2	19




BOB LEITER

Center 5'9" 164 lbs.
 Age: 30 (March 22, 1941)
 Born: Winnipeg, Manitoba
 Home: Winnipeg, Manitoba
 Shoots: Left

Bob Leiter has been the real surprise of training camp and exhibition play for the Penguins and has earned another trip back to the NHL. Leiter broke in with Boston in 1962 and played two full seasons with the Bruins. He was sent down to Hershey and played there for six seasons. Last year he was an All Star center and led the Hershey scoring with 33 goals. Leiter will give the Pens strength up the middle and should be a valuable scoring acquisition. Bob and his wife, Judy are the parents of one daughter, Pamela (21 mos.) and live in Winnipeg in the off-season.

Season	Club	League	Regular Season					Playoffs				
			GP	G	A	TP	PIM	GP	G	A	TP	PIM
1959-60	Winnipeg	WHL	1	0	0	0	0
1960-61	Winnipeg	WHL	5	1	3	4	0
1961-62	Kingston	EPHL	69	24	32	56	61	11	8	8	16	8
1962-63	Kingston	EPHL	20	15	23	38	17
	Boston	NHL	51	9	13	22	34
1963-64	Boston	NHL	56	6	13	19	43
	Hershey	AHL	15	6	6	12	6	6	2	4	6	2
1964-65	Boston	NHL	18	3	1	4	6
1965-66	Hershey	AHL	45	9	23	32	16	3	1	2	3	2
	Boston	NHL	9	2	1	3	2
1966-67	California	WHL	20	2	8	10	10	1	0	0	0	0
1967-68	Hershey	AHL	72	22	48	70	57	5	0	0	0	4
1968-69	Boston	NHL	1	0	0	0	0
	Hershey	AHL	72	26	33	59	35	11	2	8	10	12
1969-70	Hershey	AHL	72	21	41	62	51	7	3	2	5	4
1970-71	Hershey	AHL	72	33	36	69	26	4	0	2	2	4
NHL Totals			135	20	28	48	85



LOWELL MACDONALD

Right Wing 5'11" 185 lbs.
 Age: 30 (August 30, 1941)
 Born: New Glasgow, Nova Scotia
 Home: Thornburn, Nova Scotia
 Shoots: Right

Lowell MacDonald ranks as the hard-luck case of the Penguins. The speedy right wing was acquired two years ago from Los Angeles and was expected to add to the scoring punch, but a knee injury has forced three operations and sidelined him for all of last year and part of this season. Lowell scored 21 goals for L.A. in 1967-68 when Red Kelly was his coach, and would like to get into a Penguin uniform and score 20 this year. Lowell and his wife, Joyce, have two sons, Lowell Jr. (7) and Lane (5).

Season	Club	League	Regular Season					Playoffs				
			GP	G	A	TP	PIM	GP	G	A	TP	PIM
1961-62	Detroit	NHL	1	0	0	0	2
1962-63	Detroit	NHL	26	2	1	3	8	1	0	0	0	2
	Pittsburgh	AHL	41	20	19	39	4
1963-64	Detroit	NHL	10	1	4	5	0
	Pittsburgh	AHL	59	31	29	60	6	5	3	1	4	2
1964-65	Pittsburgh	AHL	59	16	20	36	10	2	0	0	0	0
	Detroit	NHL	9	2	1	3	0
1965-66	Rochester	AHL	1	0	0	0	0
	Tulsa	CHL	57	33	25	58	4	11	5	4	9	0
1966-67	Tulsa	CHL	33	14	17	31	8
1967-68	Los Angeles	NHL	74	21	24	45	12	7	3	4	7	2
1968-69	Springfield	AHL	9	6	9	15	0
	Los Angeles	NHL	55	14	14	28	10	7	2	3	5	0
1969-70	Springfield	AHL	14	4	3	7	0	3	0	0	0	0
1970-71	Pittsburgh	NHL	10	0	1	1	0
NHL Totals			185	40	45	85	32	15	5	7	12	4



DUNC McCALLUM

Defense 6'1" 195 lbs.
 Age: 31 (March 29, 1940)
 Born: Flin Flon, Manitoba
 Home: Pittsburgh, Pa.
 Shoots: Right

Dunc McCallum is one of the hardest hitting players on the Pittsburgh roster. The burly defenseman has been with Pittsburgh for all five seasons and last year tied a club record by scoring 9 goals from his defensive spot. McCallum was traded to Pittsburgh from New York in 1967. He was drafted by Providence in 1969, but was repurchased by the Penguins. Dunc and his wife Cheryl, are the parents of three children, Sheri Lee (11), Deborah (7) and Jamie Dawn (1). The McCallums live in Pittsburgh in the off-season.

Season	Club	League	Regular Season					Playoffs				
			GP	G	A	TP	PIM	GP	G	A	TP	PIM
1961-62	Seattle	WHL	69	1	12	13	82	2	1	0	1	2
1962-63	Sudbury	EPHL	62	5	20	25	153	8	1	2	3	8
1963-64	Vancouver	WHL	62	6	13	19	78
1964-65	Vancouver	WHL	68	8	11	19	104	5	1	0	1	10
1965-66	New York	NHL	2	0	0	0	2
	Vancouver	WHL	68	5	19	24	104	7	1	1	2	16
1966-67	Omaha	CHL	38	3	16	19	91	10	0	3	3	23
1967-68	Baltimore	AHL	19	3	7	10	37
	Pittsburgh	NHL	32	1	2	2	36
1968-69	Pittsburgh	NHL	62	5	13	18	81
1969-70	Pittsburgh	NHL	14	0	0	0	16	10	1	2	3	12
	Baltimore	AHL	4	2	0	2	6
1970-71	Pittsburgh	NHL	77	9	20	29	95
NHL Totals			187	15	35	50	230	10	1	2	3	12



KEITH McCREARY

Left Wing 5'10" 175 lbs.
 Age: 31 (June 19, 1940)
 Born: Sundridge, Ontario
 Home: Bolton, Ontario
 Shoots: Left

One of the remaining original Penguins is Keith McCreary, and if injuries don't slow him down, he should enjoy his finest season in the NHL. The 31-year old left wing is the Pen's all-time goal scoring leader with 78 goals. Last year Keith shared the goal-scoring leadership with 21 goals, despite missing 19 games. Keith was drafted from the Montreal system in the 1967 Expansion Draft. His best year goal-wise was in 1968-69 when he scored 25 for the Penguins. Keith's brother, Bill, is coach of the Denver Spurs of the WHL. Keith and his wife, Carole, have two daughters, Wendy (8) and Carole (5). They live in Bolton, Ontario in the off-season.



BRIAN McKENZIE

Left wing 5'10" 170 lbs.
 Age: 20 (March 16, 1951)
 Born: St. Catharines, Ontario
 Home: St. Catharines, Ontario
 Shoots: Left

Not many players can step right out of junior hockey and into the National Hockey League, but left wing Brian McKenzie plans on being one of those select few. McKenzie was the Pens' first draft pick this year after starring for a number of seasons with the St. Catharine's Black Hawks. McKenzie is a fiery competitor and can also play center. He scored 39 goals and 85 assists for 124 points in leading the Black Hawks to the Ontario Hockey Association title. He is rated as a good positional player and can capitalize on opponent's mistakes while fore-checking. Brian is single and lives in his hometown of St. Catharines in the off-season.

Season	Club	League	Regular Season					Playoffs				
			GP	G	A	TP	PIM	GP	G	A	TP	PIM
1959-60	Hull-Ottawa	EPHL	5	0	0	0	0
1960-61	Hull-Ottawa	EPHL	61	19	21	40	35	14	4	2	6	15
1961-62	Hull-Ottawa	EPHL	64	30	36	66	48	12	5	8	13	2
	Montreal	NHL	1	0	0	0	0
1962-63	Hull-Ottawa	EPHL	69	27	34	61	44	3	1	1	2	0
1963-64	Hershey	AHL	66	25	19	44	21	6	2	4	6	2
1964-65	Hershey	AHL	46	16	18	34	36	14	0	7	7	24
	Montreal	NHL	9	0	3	3	4
1965-66	Cleveland	AHL	66	18	24	42	42	12	5	4	9	8
1966-67	Cleveland	AHL	70	28	29	57	50	5	1	2	3	0
1967-68	Pittsburgh	NHL	70	14	12	26	44
1968-69	Pittsburgh	NHL	70	25	23	48	42
1969-70	Pittsburgh	NHL	60	18	8	26	67	10	0	4	4	4
1970-71	Pittsburgh	NHL	59	21	12	33	24
NHL Totals			268	78	58	136	181	11	0	4	4	4



JOE NORIS

Defense
 Age: 20 (October 26, 1951)
 Born: Denver, Colorado
 Home: Denver, Colorado
 Shoots: right

Joe Noris is an American born citizen from Denver, Colorado. This year he plans to be one of the very few Americans playing in the NHL. The 20 year old rookie was a third round draft choice (second by Pittsburgh) in the Amateur Draft after playing last year with the Toronto Marlboros in the OHA. Noris was put into the lineup in exhibition games and has apparently won a starting job. At six-foot, 185 pounds, Noris is one of the biggest players on the roster and knows how to throw his weight around. He is rated as an excellent passer and has one of the hardest shots on the team. He will be a welcome addition to power plays and should bolster the defense.




GREG POLIS

Left Wing 5'11" 190 lbs.
 Age: 21 (August 8, 1950)
 Born: Westlock, Alberta
 Home: Dapp, Alberta
 Shoots: Left

Greg Polis has fully recovered from a bout with Mononucleosis and is just as strong as ever. That is going to mean the 21 year old left wing will be working just as hard as in his rookie season and should have another great year in the scoring column. Polis was the Pen's first draft pick last year, and the stocky winger moved right into the NHL and scored 18 goals before being sidelined with Mono. Polis represented Pittsburgh in the All Star game, and at the end of the season was presented the Rookie-of-the-Year Award by Pittsburgh sports writers and broadcasters. Polis is exceptionally strong in the corners and with a year of experience under his belt, should really develop into a top-notch performer. Greg and his wife Llewlyn live in Dapp, Alberta.

Season	Club	League	Regular Season					Playoffs				
			GP	G	A	TP	PIM	GP	G	A	TP	PIM
1970-71	Pittsburgh	NHL	61	18	15	33	40
NHL Totals			61	18	15	33	40



DEAN PRENTICE

Left Wing 5'11" 180 lbs.
 Age: 39 (October 5, 1932)
 Born: Schumacher, Ontario
 Home: Guelph, Ontario
 Shoots: Left



JEAN PRONOVOST

Right Wing 5'11" 180 lbs.
 Age: 25 (December 18, 1945)
 Born: Shawinigan Falls, Quebec
 Home: Beauharnois, Quebec
 Shoots: Right

Dean Prentice will be starting his 20th season in the NHL this year. He ranks as one of the game's top scorers with 343 career goals while playing for New York, Boston, Detroit and the past two seasons for Pittsburgh. "Dino" was claimed by Pittsburgh in 1969 and he set a club scoring record of 26 goals in helping the Pens make the playoffs for the first time in history. Dean, his wife June, and their two daughters, Kelly Lynn (14) and Kerry Lee (12) live in Guelph during the off-season.

Season	Club	League	Regular Season					Playoffs				
			GP	G	A	TP	PIM	GP	G	A	TP	PIM
1952-53	New York	NHL	55	6	3	9	20
1953-54	New York	NHL	52	4	13	17	18
1954-55	New York	NHL	70	16	15	31	20
1955-56	New York	NHL	70	24	18	42	44	5	1	0	1	2
1956-57	New York	NHL	68	19	23	42	38	5	0	2	2	4
1957-58	New York	NHL	38	13	9	22	14	6	1	3	4	4
1958-59	New York	NHL	70	17	33	50	11
1959-60	New York	NHL	70	32	34	66	43
1960-61	New York	NHL	56	20	25	45	17
1961-62	New York	NHL	68	22	38	60	20	3	0	2	2	0
1962-63	New York	NHL	49	13	25	38	18
	Boston	NHL	19	6	9	15	4
1963-64	Boston	NHL	70	23	16	39	37
1964-65	Boston	NHL	31	14	9	23	12
1965-66	Boston	NHL	50	7	22	29	10
	Detroit	NHL	19	6	9	15	8	12	5	5	10	4
1966-67	Detroit	NHL	68	23	22	45	18
1967-68	Detroit	NHL	69	17	38	55	42
1968-69	Detroit	NHL	74	14	20	34	18
1969-70	Pittsburgh	NHL	75	26	25	51	14	10	2	5	7	8
1970-71	Pittsburgh	NHL	69	21	17	38	18
NHL Totals			1210	343	423	766	444	41	9	17	26	22

Jean Pronovost will be counted on for no less than 20 goals again this season and if he teams up again with Polis and Apps, they could form one of the highest scoring lines in the NHL. Since being acquired from Boston three seasons ago, "Pronie" has scored 57 goals for the Penguins. Last year he shared the team leadership with 21 goals, his best output in the NHL. He is rated as one of the fastest skaters on the team and may pick up additional ice time serving as a penalty killer. Last year he was named the winner of the Player's Player Award for the second year in a row. Jean and his wife Diane have one son, Eric (2) and are expecting a second child during the season.

Season	Club	League	Regular Season					Playoffs				
			GP	G	A	TP	PIM	GP	G	A	TP	PIM
1966-67	Oklahoma City	CHL	68	21	24	45	81	11	5	2	7	12
1967-68	Oklahoma City	CHL	49	25	25	50	41	7	3	4	7	6
1968-69	Pittsburgh	NHL	76	16	25	41	14
1969-70	Pittsburgh	NHL	72	20	21	41	45	10	3	4	7	2
1970-71	Pittsburgh	NHL	78	21	24	45	35
NHL Totals			226	57	70	127	121	10	3	4	7	2



RENE ROBERT

Center 5'9" 165 lbs.
 Age: 22 (December 31, 1948)
 Born: Trois-Rivieres, Quebec
 Home: Trois-Rivieres, Quebec
 Shoots: Right

Rene Robert comes to the Penguins with the reputation of being a fast skater and good goal scorer. His play in training camp has earned him a spot on the team and adds scoring punch to the middle, where the Pens have faltered the past few years. Robert played in the Toronto system and scored 35 goals last year with Tulsa (CHL) and Phoenix (WHL). The 22-year old center formerly held the Quebec Junior Hockey League scoring record with 69 goals in 49 games. Robert was drafted by Buffalo in the Intra-League Draft, but was claimed from the Sabres by Pittsburgh when left unprotected. Rene and his wife Johanne live in Trois-Rivieres, Quebec in the off-season.

Season	Club	League	Regular Season					Playoffs				
			GP	G	A	TP	PIM	GP	G	A	TP	PIM
1968-69	Tulsa	CHL	59	21	30	51	57	7	4	3	7	2
1969-70	Rochester	AHL	49	23	40	63	57
1970-71	Toronto	NHL	5	0	0	0	0
	Tulsa	CHL	58	26	36	62	85
	Phoenix	WHL	7	4	3	7	6	10	5	3	8	7
NHL Totals			5	0	0	0	0



DUANE RUPP

Defense 6'1" 195 lbs.
 Age: 33 (March 29, 1938)
 Born: Macnutt, Saskatchewan
 Home: Pittsburgh, Pa.
 Shoots: Left

Duane Rupp has played on several championship teams in his career, and hopes to play for one in Pittsburgh this year. The 33-year old defenseman has played with New York, Toronto and Minnesota before coming to Pittsburgh in a 1969 trade for Leo Boivin. Duane tied a club record for 33 points by a defenseman last year, despite missing 15 games. One of the highlights of his career was a three-goal hat trick on March 24 against Detroit. Duane, his wife Mary, and their two children, Richie (8) and Cheryl (12) live in Pittsburgh year round. Duane recently opened a sporting goods store in Pittsburgh.

Season	Club	League	Regular Season					Playoffs				
			GP	G	A	TP	PIM	GP	G	A	TP	PIM
1960-61	Kitch-W'trloo	EPHL	69	10	14	24	26	7	1	1	2	6
1961-62	Springfield	AHL	27	7	9	16	10
	Vancouver	WHL	35	3	13	16	14
1962-63	NY Rangers	NHL	2	0	0	0	0
	Baltimore	AHL	71	4	17	21	42	3	0	2	2	11
1963-64	Balt-Roch	AHL	76	3	13	16	81	2	0	1	1	0
1964-65	Toronto	NHL	2	0	0	0	0
	Rochester	AHL	71	4	30	34	50	10	1	7	8	18
1965-66	Rochester	AHL	70	7	34	41	86	12	0	8	8	30
	Toronto	NHL	2	0	1	1	0
1966-67	Rochester	AHL	59	7	35	42	84	13	0	5	5	13
	Toronto	NHL	3	0	0	0	0
1967-68	Toronto	NHL	71	1	8	9	42
1968-69	Minnesota	NHL	29	2	1	3	8
	Cleveland	AHL	13	3	6	9	38
	Pittsburgh	NHL	30	3	10	13	24
1969-70	Pittsburgh	NHL	64	2	14	16	18	6	2	2	4	2
1970-71	Pittsburgh	NHL	59	5	28	33	34
NHL Totals			262	13	62	75	128	6	2	2	4	2



KEN SCHINKEL

Right Wing 5'10" 170 lbs.
 Age: 38 (November 27, 1932)
 Born: Jansen, Saskatchewan
 Home: Fonthill, Ontario
 Shoots: Right



RON SCHOCK


Center 5'10" 175 lbs.
 Age: 27 (December 19, 1943)
 Born: Chapleau, Ontario
 Home: Niagara Falls, Ontario
 Shoots: Left

Ken Schinkel is hoping for another first half of the season like last year, but wants to rewrite the script for the second half. Schinkel started off with 14 goals over the first half of the season and was named to the Western Division All Star team. On December 30, he suffered a broken collarbone in Montreal and missed most of the second half, as well as the All Star game. Schinkel is the all-time point scoring leader with 170 in four seasons. He is one of the original Penguins, being drafted from New York in 1967. Ken and his wife Shirley, have three children, Ken (16), Karen (9) and Steve (5).

One of the most popular players ever to wear a Pittsburgh uniform is center Ron Schock. Schock came to Pittsburgh from St. Louis before the 1969-70 season and his hustle and checking have kept the Penguins in contention every time they take the ice. The 27-year old product of the Boston organization scored 14 goals last year and was named the Most Valuable Player on a vote by Pittsburgh fans. Schock is a good penalty killer and usually draws the assignment of covering the opponent's top center. Ron and Jane are the parents of three little Schocks, Jeff (5), Steve (3) and Jody Lee (1).

Season	Club	League	Regular Season				Playoffs					
			GP	G	A	TP	PIM	GP	G	A	TP	PIM
1953-54	Springfield	QHL	39	3	14	17	6
	Syracuse	AHL	28	7	14	21	4
Out of Professional Hockey												
1955-56	Springfield	AHL	57	18	16	34	42
1956-57	Springfield	AHL	64	22	36	58	2
1957-58	Springfield	AHL	70	11	27	38	40	13	3	3	6	2
1958-59	Springfield	AHL	70	43	42	85	19
1959-60	New York	NHL	69	13	16	29	27
1960-61	New York	NHL	38	2	6	8	18
	Springfield	AHL	28	13	8	21	25	7	3	3	6	9
1961-62	New York	NHL	65	7	21	28	17	2	1	0	1	0
1962-63	New York	NHL	69	6	9	15	15
1963-64	New York	NHL	4	0	0	0	0
	Baltimore	AHL	64	23	33	56	35
1964-65	Baltimore	AHL	72	30	41	71	16	5	1	2	3	0
1965-66	Baltimore	AHL	72	30	45	75	31
1966-67	Baltimore	AHL	51	25	31	56	29
1967-68	New York	NHL	20	6	3	9	0	4	0	1	1	0
	Pittsburgh	NHL	57	14	25	39	19
1968-69	Pittsburgh	NHL	76	18	34	52	18
1969-70	Pittsburgh	NHL	72	20	25	45	19	10	4	1	5	4
1970-71	Pittsburgh	NHL	50	15	19	34	6
NHL Totals			520	101	158	259	139	16	5	2	7	4

Season	Club	League	Regular Season					Playoffs				
			GP	G	A	TP	PIM	GP	G	A	TP	PIM
1962-63	Kingston	EPHL	1	0	1	1	0
1963-64	Minneapolis	CHL	2	0	3	3	0
	Boston	NHL	5	1	2	3	0
1964-65	Boston	NHL	33	4	7	11	14
1965-66	Boston	NHL	13	3	1	4	6
	San Francisco	WHL	43	11	21	32	28	7	1	5	6	6
1966-67	Boston	NHL	66	10	20	30	8
1967-68	St. Louis	NHL	55	9	9	18	17	12	1	2	3	0
	Kansas City	CHL	10	2	8	10	2
1968-69	St. Louis	NHL	67	12	27	39	14	12	1	2	3	6
1969-70	Pittsburgh	NHL	76	8	21	29	40	10	1	6	7	7
1970-71	Pittsburgh	NHL	71	14	26	40	20
NHL Totals			386	61	113	174	119	34	3	10	13	13





JOHN STEWART

Left Wing 6'0" 185 lbs.
 Age: 21 (May 16, 1950)
 Born: Eriksdale, Manitoba
 Home: Warren, Manitoba
 Shoots: Left

John Stewart is one of the Penguins of the future and his career with the Penguins should be long and profitable. The husky left wing was the number two draft choice of the Penguins in 1970 and started with the club at the beginning of last season. He was then assigned to Amarillo to gain experience, where he scored 19 goals and also picked up 92 penalty minutes. Stewart played 15 games with Pittsburgh last year and will be ready to come up from Hershey should the need arise. His hard-hitting and good-skating will keep him in the big leagues for many seasons.

Season	Club	League	Regular Season					Playoffs				
			GP	G	A	TP	PIM	GP	G	A	TP	PIM
1970-71	Amarillo	CHL	57	19	15	34	92
	Pittsburgh	NHL	15	2	1	3	9
NHL Totals			15	2	1	3	9



BRYAN WATSON

Defense 5'10" 170 lbs.
 Age: 28 (November 14, 1942)
 Born: Bancroft, Ontario
 Home: Bancroft, Ontario
 Shoots: Right

The loss of Bryan Watson last year was a very tough blow for the Penguins to take, since it meant the loss of one of the toughest players in the NHL. Watson earned his reputation while shadowing the like of Bobby Hull and other great scorers. He holds most of the Pittsburgh penalty records, including 189 minutes in one season. Watson broke his leg on January 14 in Detroit, but is in excellent shape and ready to keep opposing players on guard when he is on the ice. Bryan and Lindy are the parents of one son, Stephen (2) and are expecting a second addition during the season.

Season	Club	League	Regular Season					Playoffs				
			GP	G	A	TP	PIM	GP	G	A	TP	PIM
1962-63	Hull-Ottawa	EPHL	3	1	1	2	0
1963-64	Omaha	CHL	9	1	1	2	12
	Mtl. Canadiens	NHL	39	0	2	2	18	6	0	0	0	2
1964-65	Quebec	AHL	64	1	16	17	186	5	0	0	0	35
	Mtl. Canadiens	NHL	5	0	1	1	7
1965-66	Detroit	NHL	70	2	7	9	133	12	2	0	2	30
1966-67	Memphis	CHL	16	1	3	4	76
	Detroit	NHL	48	0	1	1	66
1967-68	Mtl. Canadiens	NHL	12	0	1	1	9
	Cleveland	AHL	12	2	4	6	22
	Houston	CHL	50	2	37	39	293
1968-69	Oakland	NHL	50	2	3	5	97
	Pittsburgh	NHL	18	0	4	4	35
1969-70	Pittsburgh	NHL	61	1	9	10	189	10	0	0	0	17
1970-71	Pittsburgh	NHL	43	2	6	8	119
NHL Totals			346	7	34	41	673	28	2	0	2	49



BOB WOYTOWICH

Defense 5'11" 195 lbs.
 Age: 30 (August 18, 1941)
 Born: Winnipeg, Manitoba
 Home: Winnipeg, Manitoba
 Shoots: Right

Bob Woytowich isn't Polish, but don't try and tell that to the members of the Bob Woytowich Polish Army who have adopted him as their hero. Bob came to Pittsburgh in 1968 after playing three seasons with Boston and one with Minnesota. Woytowich is the Penguins all-time scoring leader in the defensemen's category. Two years ago, Bob was named to the Sporting News Western Division All Star team and played in the All Star game. Bob and his wife Marilyn have two sons, Kurtis (5) and Drew (1).

Season	Club	League	Regular Season					Playoffs				
			GP	G	A	TP	PIM	GP	G	A	TP	PIM
1960-61	Seattle	WHL	2	0	0	0	0
1962-63	Sudbury	EPHL	71	17	27	44	69	8	0	3	3	0
1963-64	St. Paul	CHL	68	9	31	40	101	11	2	4	6	8
1964-65	Hershey	AHL	48	5	21	26	56
	Boston	NHL	21	2	10	12	16
1965-66	Boston	NHL	68	2	17	19	75
1966-67	Boston	NHL	64	2	7	9	43
1967-68	Minnesota	NHL	66	4	17	21	63	14	0	1	1	18
1968-69	Pittsburgh	NHL	71	9	20	29	62
1969-70	Pittsburgh	NHL	68	8	25	33	49	10	1	2	3	2
1970-71	Pittsburgh	NHL	78	4	22	26	30
NHL Totals			436	31	118	149	338	24	1	3	4	20

1971 AMATEUR DRAFT SELECTIONS

BRIAN MCKENZIE

Position: Left wing/center
 Height: 5'10" Weight: 170
 Born: St. Catharines, Ontario (March 16, 1951)
 Last year's team: St. Catharines (OHA-Jrs.)

Regular Season	GP	G	A	Pts.	PIM
St. Catharines	60	39	85	124	108

JOSEPH NORIS

Position: Defense
 Height: 6'0" Weight: 185
 Born: Denver, Colorado (October 26, 1951)
 Last year's team: Toronto (OHA-Jrs.)

Regular Season	GP	G	A	Pts.	PIM
Toronto	42	12	24	36	22

GERRY METHE

Position: Left wing
 Height: 5'10" Weight: 170
 Born: Sudbury, Ontario (December 12, 1951)
 Last year's team: Oshawa (OHA-Jrs.)

Regular Season	GP	G	A	Pts.	PIM
Oshawa	59	24	34	58	176

DAVE MURPHY

Position: Goalie
 Height: 6'0" Weight: 175
 Born: Sault Ste. Marie, Ontario (April 7, 1951)
 Last year's team: North Dakota University

IAN WILLIAMS

Position: Right wing
 Height: 6'1" Weight: 185
 Born: Toronto, Ontario (April 21, 1951)
 Last year's team: Notre Dame University

Regular Season	GP	G	A	Pts.	PIM
Notre Dame	30	15	26	41	59

DOUG ELLIOTT

Position: Defense
 Height: 5'11" Weight: 185
 Born:
 Last year's team: Harvard University

Regular Season	GP	G	A	Pts.	PIM
Harvard	22	1	4	5	72

PITTSBURGH PENGUINS' 1971-72 ROSTER

GENERAL MANAGER & COACH — LEONARD "RED" KELLY

GOALTENDERS	HGT.	WGT.	PLACE OF BIRTH	DATE	70-71 CLUB	GP	GA	SO	AVG.	
Binkley, Les	6'0"	175	Owen Sound, Ont.	6-6-36	Pittsburgh	34	89	2	2.85	
Edwards, Roy	5'8"	165	Seneca, Ont.	3-12-37	Detroit	37	119	0	3.39	
Rutherford, Jim	5'8"	160	Beeton, Ont.	2-17-49	Ft. Worth (CHL)	3	11	0	3.66	
					Detroit	29	94	1	3.76	
DEFENSEMEN	HGT.	WGT.	PLACE OF BIRTH	DATE	70-71 CLUB	GP	G	A	PTS	PIM
Burrows, Dave	6'1"	175	Toronto, Ont.	1-11-49	Dallas (CHL)	67	1	11	12	49
Edestrand, Darryl	5'11"	180	Strathroy, Ont.	11-6-45	Hershey (AHL)	72	6	30	36	109
Horton, Tim	5'10"	180	Cochrane, Ont.	1-12-30	New York	78	2	18	20	57
Kanegiesser, Sheldon	6'0"	185	North Bay, Ont.	11-15-47	Omaha (CHL)	46	4	10	14	75
					Amarillo (CHL)	7	2	2	4	4
					Pittsburgh	18	0	2	2	29
McCallum, Dunc	6'1"	195	Flin Flon, Man.	3-29-40	Pittsburgh	77	9	20	29	95
Noris, Joe	6'0"	180	Denver, Colo.	10-26-51	Toronto (OHA)	42	12	24	36	22
Rupp, Duane	6'1"	195	MacNutt, Sask.	3-29-38	Pittsburgh	59	5	28	33	34
Watson, Bryan	5'10"	170	Bancroft, Ont.	11-14-42	Pittsburgh	43	2	6	8	119
Woytowich, Bob	5'11"	195	Winnipeg, Man.	8-18-41	Pittsburgh	78	4	22	26	30
LEFT WINGS	HGT.	WGT.	PLACE OF BIRTH	DATE	70-71 CLUB	GP	G	A	PTS	PIM
Fonteyne, Val	5'9"	155	Wetaskiwin, Alta.	12-2-33	Pittsburgh	70	4	9	13	0
McCreary, Keith	5'10"	180	Sundridge, Ont.	6-19-40	Pittsburgh	59	21	12	33	24
McKenzie, Brian (A)	5'10"	165	St. Catherines, Ont.	3-16-51	St. Catherines (OHA)	60	39	85	124	108
Polis, Greg	6'0"	185	Westlock, Alta.	8-8-50	Pittsburgh	61	18	15	33	40
Prentice, Dean	5'11"	180	Schumacher, Ont.	10-5-32	Pittsburgh	69	21	17	38	18
CENTERS	HGT.	WGT.	PLACE OF BIRTH	DATE	70-71 CLUB	GP	G	A	PTS	PIM
Apps, Syl	6'0"	185	Toronto, Ont.	8-1-47	New York	31	1	2	3	11
					Omaha (CHL)	11	0	5	5	4
					Pittsburgh	31	9	16	25	21
Boyer, Wally	5'8"	165	Cowan, Man.	9-27-37	Pittsburgh	68	11	30	41	30
Hextall, Bryan	5'11"	180	Winnipeg, Man.	5-23-41	Pittsburgh	76	16	32	48	133
Leiter, Bob	5'9"	164	Winnipeg, Man.	3-22-41	Hershey (AHL)	72	33	36	69	26
Robert, Rene	5'9"	165	Trois Riviere, Que.	12-31-48	Toronto	5	0	0	0	0
					Tulsa (CHL)	58	26	36	62	85
					Phoenix (WHL)	7	4	3	7	6
Schock, Ron	5'10"	175	Chapleau, Ont.	12-19-43	Pittsburgh	71	14	26	40	20
RIGHT WINGS	HGT.	WGT.	PLACE OF BIRTH	DATE	70-71 CLUB	GP	G	A	PTS	PIM
Harbaruk, Nick	6'0"	195	Drohiczyn, Poland	8-16-43	Pittsburgh	78	13	12	25	108
Hicke, Bill	5'8"	170	Regiwa, Sask.	3-31-38	California	74	18	17	35	41
MacDonald, Lowell	5'10"	185	New Glasgow, N.S.	8-30-41	Pittsburgh	10	0	1	1	0
Pronovost, Jean	5'11"	180	Shawinigan Falls, Que.	12-18-45	Pittsburgh	78	21	24	45	35
Schinkel, Ken	5'10"	170	Jansen, Sask.	11-27-32	Pittsburgh	50	15	19	34	6



BOB BARBER

Defense 5'10" 172 lbs.
 Age: 28 (August 31, 1943)
 Born: Fairview, Alta.
 Home: Calgary, Alberta
 Shoots: Left

Season	Club	League	Regular Season					Playoffs				
			GP	G	A	TP	PIM	GP	G	A	TP	PIM
1964-65	Providence	AHL	72	1	12	13	72
1965-66	Houston	CPHL	28	1	5	6	37
	Providence	AHL	32	1	6	7	45
1966-67	Cleveland	AHL	3	0	0	0	0
	Houston	CPHL	48	1	12	13	74	6	0	1	1	6
1967-68	Cleveland	AHL	71	4	23	27	115
1968-69	Hershey	AHL	74	2	29	31	143	11	0	2	2	20
1969-70	Hershey	AHL	66	2	26	28	107	7	1	2	3	14
1970-71	Hershey	AHL	72	5	19	24	76	4	0	0	0	6

LARRY BIGNELL

Defense 5'11" 175 lbs.
 Age: 21 (January 7, 1950)
 Born: Edmonton, Alta.
 Home: Edmonton, Alta.
 Shoots: Left



Season	Club	League	Regular Season					Playoffs				
			GP	G	A	TP	PIM	GP	G	A	TP	PIM
1970-71	Amarillo	CHL	63	3	16	19	64

BOB BIRDSELL

Right Wing 5'10" 190 lbs.
 Age: 23 (December 10, 1947)
 Born: Stettler, Alta.
 Home: Stettler, Alta.
 Shoots: Right



Season	Club	League	Regular Season					Playoffs				
			GP	G	A	TP	PIM	GP	G	A	TP	PIM
1969-70	Salt Lake	WHL	60	6	12	18	26
1970-71	Kansas City	CHL	17	2	4	6	4
	Amarillo	CHL	48	10	17	27	11



JIM BOYD

Center 5'9" 178 lbs.
 Age: 22 (June 4, 1969)
 Born: Calgary, Alta.
 Home: Calgary, Alta.
 Shoots: Left

Season	Club	League	Regular Season					Playoffs				
			GP	G	A	TP	PIM	GP	G	A	TP	PIM
1970-71	Amarillo	CHL	2	1	0	1	0

GIL GILBERT


Center 5'9" 170 lbs.
 Age: 30 (December 29, 1940)
 Born: Port Alfred, Quebec
 Home:
 Shoots: Left



Season	Club	League	Regular Season					Playoffs				
			GP	G	A	TP	PIM	GP	G	A	TP	PIM
1960-61	Kingston	EPHL	1	0	1	1	0
1961-62	Kingston	EPHL	5	1	2	3	0	3	2	0	2	0
1962-63	Kingston	EPHL	64	34	53	87	25	5	1	6	7	2
	Boston	NHL	5	0	0	0	4
1963-64	Minneapolis	CPHL	72	50	50	100	18	5	4	1	5	2
1964-65	Providence	AHL	64	25	30	55	16
	Boston	NHL	4	0	1	1	0
1965-66	Hershey	AHL	69	20	51	71	13	3	0	2	2	0
1966-67	Hershey	AHL	72	26	57	83	48	5	0	2	2	0
1967-68	Hershey	AHL	72	28	47	75	24	5	1	1	2	0
1968-69	Hershey	AHL	71	35	65	100	13	11	3	3	6	10
1969-70	Hershey	AHL	67	23	41	64	8	7	2	6	8	2
1970-71	Hershey	AHL	56	14	28	42	8	4	0	2	2	4
NHL Totals			9	0	1	1	4

BOB FITCHNER

Center 6'1" 185 lbs.
 Age: 21 (December 22, 1950)
 Born: Sudbury, Ontario
 Home: Brandon, Manitoba
 Shoots: Left



Season	Club	League	Regular Season					Playoffs				
			GP	G	A	TP	PIM	GP	G	A	TP	PIM
1970-71	Amarillo	CHL	70	9	10	19	49



STEVE CARDWELL

Left Wing 5'10" 175 lbs.
 Age: 22 (August 18, 1949)
 Born: Toronto, Ontario
 Home: Toronto, Ontario
 Shoots: Left

Season	Club	League	Regular Season					Playoffs				
			GP	G	A	TP	PIM	GP	G	A	TP	PIM
1970-71	Amarillo	CHL	63	16	34	50	166
	Pittsburgh	NHL	5	0	1	1	15
NHL Totals			5	0	1	1	15

CONNIE FOREY

Left Wing 6'2" 185 lbs.
 Age: 20 (October 18, 1950)
 Born: Montreal, Quebec
 Home: St. Lambert, Quebec
 Shoots: Left



Season	Club	League	Regular Season					Playoffs				
			GP	G	A	TP	PIM	GP	G	A	TP	PIM
1970-71	Amarillo	CHL	67	17	22	39	55

ANDRE GILL

Goaltender 5'7" 145 lbs.
 Age: 30 (September 19, 1941)
 Born: Sorel, Quebec
 Home: Hershey, Pa.
 Shoots: Left



Season	Club	League	Regular Season				Playoffs					
			GP	GA	SO	AVG	GP	GA	SO	AVG		
1963-64	Hershey	AHL	19	60	0	3.16		
	Minneapolis	CPHL	5	16	0	3.20		
1964-65	Hershey	AHL	7	25	0	4.06		
1965-66	Hershey	AHL	18	55	1	3.42		
1966-67	Hershey	AHL	55	1/2	161	4	2.90		
1967-68	Boston	NHL	4	1/2	13	1	2.89		
	Hershey	AHL	44	2/3	134	0	3.14	5	15	0	2.93	
1968-69	Hershey	AHL	25	1/3	83	0	3.19		
1969-70	Hershey	AHL	50	2/3	161	1	3.17	7	1/3	20	0	2.72
1970-71	Hershey	AHL	40	102	4	2.67	4	16	0	4.00		
NHL Totals			4	1/2	13	1	2.89	



JEAN-GUY GRATTON

Right Wing 5'9" 169 lbs.
 Age: 22 (March 8, 1949)
 Born: Ste-Anne-des-Plaines, Quebec
 Home: Montreal, Quebec
 Shoots: Right

Season	Club	League	Regular Season					Playoffs				
			GP	G	A	TP	PIM	GP	G	A	TP	PIM
1969-70	Hershey	AHL	57	11	7	18	13	7	2	0	2	6
1970-71	Hershey	AHL	65	15	31	46	31	4	0	2	2	4

CHUCK HAMILTON

Left Wing 5'11" 175 lbs.
 Age: 32 (January 18, 1939)
 Born: Kirkland Lake, Ontario
 Home: Montreal, Quebec
 Shoots: Left



Season	Club	League	Regular Season					Playoffs				
			GP	G	A	TP	PIM	GP	G	A	TP	PIM
1959-60	Hull-Ottawa	EPHL	66	6	13	19	39	7	0	2	2	6
1960-61	Hull-Ottawa	EPHL	40	1	7	8	56	14	0	2	2	20
1961-62	Hull-Ottawa	EPHL	57	5	9	14	50	11	1	3	4	4
	Mtl. Canadiens	NHL	1	0	0	0	0
1962-63	Hull-Ottawa	EPHL	64	17	33	50	51	3	0	1	1	6
1963-64	Hershey	AHL	72	8	30	38	31	6	0	3	3	2
1964-65	Hershey	AHL	55	7	15	22	47	15	2	0	2	4
1965-66	Hershey	AHL	67	7	16	23	24	3	0	2	2	0
1966-67	Hershey	AHL	62	9	12	21	20	5	0	0	0	0
1967-68	Hershey	AHL	69	8	22	30	65	5	0	1	1	18
1968-69	Hershey	AHL	74	28	46	74	46	11	2	4	6	16
1969-70	Hershey	AHL	60	10	20	30	8	7	1	4	5	0

HUGH HARVEY

Left Wing 6'0" 175 lbs.
 Age: 22 (June 25, 1949)
 Born: Kingston, Ontario
 Home: Toronto, Ontario
 Shoots: Left



Season	Club	League	Regular Season					Playoffs				
			GP	G	A	TP	PIM	GP	G	A	TP	PIM
1970-71	Hershey	AHL	70	9	18	27	105	5	0	1	1	0



BOB HEANEY

Defense 5'11" 190 lbs.
Age: 25 (December 5, 1945)
Born: Montreal, Quebec
Home: Verdun, Quebec
Shoots: Right

Season	Club	League	Regular Season					Playoffs				
			GP	G	A	TP	PIM	GP	G	A	TP	PIM
1964-65	Minneapolis	CPHL	2	0	1	1	2	2	0	0	2	2
1966-67	Oklahoma City	CPHL	47	4	17	21	37	10	0	0	0	2
1967-68	Oklahoma City	CPHL	5	0	1	1	2
	Hershey	AHL	65	6	13	19	58	4	0	0	0	2
1968-69	Okla.-Kan. City	CHL	70	2	19	21	54	4	0	1	1	2
1969-70	Salt Lake	WHL	72	10	22	32	69
1970-71	Amarillo	CHL	56	3	17	20	34
	Salt Lake	WHL	8	1	3	4	7
	Cleveland	AHL	4	0	0	0	2

JEAN-GUY LAGACE

Defense 5'8" 175 lbs.
Age: 26 (February 5, 1945)
Born: L'Abord A' Plouffe, Quebec
Home: Laval des Rapides, Quebec
Shoots: Right




Season	Club	League	Regular Season					Playoffs				
			GP	G	A	TP	PIM	GP	G	A	TP	PIM
1968-69	Pittsburgh	NHL	17	0	1	1	14
	Amarillo	CHL	49	9	19	28	96
1969-70	Baltimore	AHL	68	7	21	28	138	4	1	2	3	2
1970-71	Buffalo	NHL	3	0	0	0	2
	Salt Lake	WHL	39	2	13	15	83
	Amarillo	CHL	19	1	15	16	61
NHL Totals			20	0	1	1	16

CLARE LOMHEIM

Right Wing 5'11" 165 lbs.
Age: 21 (April 7, 1950)
Born: Swift Current, Saskatchewan
Home: Clare Sholm, Alberta
Shoots: Right



Season	Club	League	Regular Season					Playoffs				
			GP	G	A	TP	PIM	GP	G	A	TP	PIM
1970-71	Amarillo	CHL	72	15	10	25	49



PAUL HOGANSON

Goaltender 5'10" 165 lbs.
Age: 21 (November 11, 1949)
Born: Toronto, Ontario
Home: Etobicoke, Ontario
Shoots: Right

Season	Club	League	Regular Season				Playoffs			
			GP	GA	SO	AVG	GP	GA	SO	AVG
1969-70	Ft. Wayne	IHL	37	121	3	3.46	3	14	0	4.67
	Baltimore	AHL	3	5	0	3.00
1970-71	Amarillo	CHL	48	203	0	4.37
	Pittsburgh	NHL	2	7	0	7.36
NHL Totals			2	7	0	7.36

RUSTY PATENAUDE

Right Wing 5'8" 175 lbs.
Age: 22 (October 17, 1949)
Born: Williams Lake, B. C.
Home: Caribou, B. C.
Shoots: Right



Season	Club	League	Regular Season					Playoffs				
			GP	G	A	TP	PIM	GP	G	A	TP	PIM
1970-71	Amarillo	CHL	72	13	24	37	39

GARRY SWAIN

Center 5'9" 165 lbs.
Age: 24 (September 11, 1947)
Born: Welland, Ontario
Home: Fonthill, Ontario
Shoots: Left



Season	Club	League	Regular Season					Playoffs				
			GP	G	A	TP	PIM	GP	G	A	TP	PIM
1968-69	Amarillo	CHL	69	20	27	47	51	
	Pittsburgh	NHL	9	1	1	2	0	
1969-70	Baltimore	AHL	72	4	9	13	26	5	0	0	0	2
1970-71	Amarillo	CHL	71	17	31	38	87	
NHL Totals			9	1	1	2	0	

PENGUIN SCHEDULE - WIIC-TV

DATE	AIR TIME	DATE	AIR TIME
Sun Oct 10/71	7:00 pm	Wed Jan 5/72	8:30 pm
Sun Oct 31/71	11:00 pm	Sat Jan 22/72	9:00 pm
Sun Nov 7/71	11:00 pm	Wed Feb 9/72	8:00 pm
Sat Nov 27/71	8:00 pm	Sun Feb 20/72	TBA
Sun Dec 19/71	7:30 pm	Sun Mar 12/72	7:30 pm
Sun Dec 26/71	11:00 pm	Sat Apr 1/72	8:00 pm



RALPH KELLER

Defense 5'9" 175 lbs.
 Age: 35 (February 6, 1936)
 Born: Wilkie, Saskatchewan
 Home: Hershey, Pa.
 Shoots: Right

Season	Club	League	Regular Season					Playoffs				
			GP	G	A	TP	PIM	GP	G	A	TP	PIM
1954-55	Saskatoon	WHL	1	0	1	1	0
1955-56	Saskatoon	WHL	4	0	0	0	2	3	0	0	0	2
1956-57	Vancouver	WHL	68	6	15	21	75
1957-58	Sask.-St. Paul	WHL	34	5	10	15	51
	Providence	AHL	31	1	7	8	22
1958-59	Saskatoon	WHL	64	6	17	23	70
1959-60	Vancouver	WHL	70	12	19	31	102	11	2	4	6	16
1960-61	Vancouver	WHL	70	9	31	40	95	9	2	3	5	6
1961-62	Los Angeles	WHL	70	17	38	55	136
1962-63	NY Rangers	NHL	3	1	0	1	6
	Baltimore	AHL	71	7	23	30	133	3	0	0	0	8
1963-64	Hershey	AHL	61	5	20	25	102	6	1	2	3	10
1964-65	Hershey	AHL	72	7	32	39	166	15	1	3	4	38
1965-66	Hershey	AHL	45	5	14	19	91
1966-67	Hershey	AHL	69	11	33	44	109	5	0	4	4	6
1967-68	Hershey	AHL	70	11	35	46	126	5	1	1	2	4
1968-69	Hershey	AHL	74	9	46	55	104	11	3	4	7	38
1969-70	Hershey	AHL	62	13	31	34	94	7	1	3	4	21
1970-71	Hershey	AHL	70	17	22	39	81	4	1	0	1	15
NHL Totals			3	1	0	1	6

MIKE MAHONEY

Defense 6' 175 lbs.
 Age: 33 (January 8, 1938)
 Born: South Porcupine, Ontario
 Home: Hershey, Pa.
 Shoots: Left



Season	Club	League	Regular Season					Playoffs				
			GP	G	A	TP	PIM	GP	G	A	TP	PIM
1961-62	Sudbury	EPHL	13	2	6	8	8
	Hershey	AHL	48	2	12	14	26	7	0	0	0	2
1962-63	Hershey	AHL	49	5	9	14	42	9	0	0	0	4
1963-64	Hershey	AHL	10	0	2	2	10
	Minneapolis	CPHL	63	4	25	29	61	5	1	1	2	4
1964-65	Hershey	AHL	41	4	9	13	16	1	0	0	0	0
	Omaha	CPHL	28	1	10	11	24
1965-66	Hershey	AHL	70	4	21	25	40	3	0	0	0	2
1966-67	Hershey	AHL	45	3	14	17	31	5	1	1	2	2
1967-68	Hershey	AHL	68	8	23	31	52	5	1	0	1	4
1968-69	Hershey	AHL	74	13	23	36	62	11	2	4	6	2
1969-70	Hershey	AHL	71	4	24	28	42	7	0	2	2	0
1970-71	Okla. City	CHL	6	0	0	0	4
	Hershey	AHL	62	4	11	15	56	4	0	0	0	6



JIM RUTHERFORD

Goaltender 5'8" 160 lbs.
 Age: 22 (February 17, 1949)
 Born: Beeton, Ontario
 Home: Beeton, Ontario
 Shoots: Left

Season	Club	League	Regular Season			Playoffs				
			GP	GA	SO	AVG	GP	GA	SO	AVG
1969-70	Ft. Worth	CHL	34	92	1	2.68	4	12	0	2.95
1970-71	Ft. Worth	CHL	3	11	0	3.66
	Detroit	NHL	29	94	1	3.76
NHL Totals			29	94	1	3.76

RON SNELL

Right Wing 5'10" 160 lbs.
 Age: 23 (August 11, 1948)
 Born: Regina, Saskatchewan
 Home: Regina, Saskatchewan
 Shoots: Right



Season	Club	League	Regular Season					Playoffs				
			GP	G	A	TP	PIM	GP	G	A	TP	PIM
1968-69	Amarillo	CHL	69	26	19	45	43
	Pittsburgh	NHL	4	3	1	4	6
1969-70	Hershey	AHL	68	24	29	54	40	5	0	0	0	2
	Pittsburgh	NHL	3	0	1	1	0
1970-71	Amarillo	CHL	72	25	22	47	69
NHL Totals			7	3	2	5	6

TED SNELL

Right Wing 5'9" 190 lbs.
 Age: 25 (May 28, 1946)
 Born: Ottawa, Ontario
 Home:
 Shoots: Right



Season	Club	League	Regular Season					Playoffs				
			GP	G	A	TP	PIM	GP	G	A	TP	PIM
1965-66	Hershey	AHL	4	1	0	1	2
	Oklahoma City	CPHL	1	0	0	0	0
1966-67	Hershey	AHL	34	4	8	12	4	1	0	0	0	0
1967-68	Hershey	AHL	67	11	29	40	23	5	0	0	0	0
1968-69	Phoenix	WHL	54	6	9	15	25
	Hershey	AHL	20	4	5	9	4	11	4	5	9	2
1969-70	Hershey	AHL	58	12	23	35	24	7	3	4	7	0
1970-71	Hershey	AHL	72	12	28	40	13	4	1	0	1	0



CAM NEWTON

Goaltender 5'10" 165 lbs.
Age: 21 (February 25, 1950)
Born: Peterborough, Ontario
Home: Kitchener, Ontario
Shoots: Left

Season	Club	League	Regular Season				Playoffs			
			GP	GA	SO	AVG	GP	GA	SO	AVG
1970-71	Amarillo	CHL	15	68	0	4.74
	Pittsburgh	NHL	5	16	0	3.41
NHL Totals			5	16	0	3.41

MICHAEL NYKOLUK

Right Wing 5'11" 163 lbs.
Age: 36 (December 11, 1934)
Born: Toronto, Ontario
Home: Hershey, Pa.
Shoots: Right



Season	Club	League	Regular Season					Playoffs				
			GP	G	A	TP	PIM	GP	G	A	TP	PIM
1955-56	Winnipeg	WHL	70	10	25	35	18	14	10	12	22	7
1956-57	Rochester	AHL	28	9	13	22	30	9	3	2	5	4
	Toronto	NHL	32	3	1	4	20	
1957-58	Rochester	AHL	69	14	37	51	45	
1958-59	Hershey	AHL	66	15	38	53	60	13	5	4	9	15
1959-60	Hershey	AHL	71	13	32	45	55	
1960-61	Hershey	AHL	71	10	24	34	14	8	1	5	6	0
1961-62	Hershey	AHL	59	4	20	24	13	7	1	2	3	12
1962-63	Hershey	AHL	72	7	36	32	21	15	1	9	10	2
1963-64	Hershey	AHL	72	9	63	72	39	6	1	3	4	0
1964-65	Hershey	AHL	71	11	55	66	29	15	2	11	13	6
1965-66	Hershey	AHL	67	10	53	63	14	3	0	1	1	0
1966-67	Hershey	AHL	72	16	68	84	26	5	0	4	4	4
1967-68	Hershey	AHL	72	19	66	85	30	5	2	6	8	0
1968-69	Hershey	AHL	74	15	55	70	14	11	0	8	8	0
1969-70	Hershey	AHL	72	16	57	73	12	7	0	2	2	2
1970-71	Hershey	AHL	71	14	39	53	33	4	0	3	3	0
NHL Totals			32	3	1	4	20

JIM PEARSON

Defense 5'11" 185 lbs.
Age: 21 (May 10, 1950)
Born: Chatham, Ontario
Home: Tilbury, Ontario
Shoots: Right



Season	Club	League	Regular Season					Playoffs				
			GP	G	A	TP	PIM	GP	G	A	TP	PIM
1970-71	Amarillo	CHL	72	2	11	13	82

PENGUINS' 1970-71 HOME ATTENDANCE

WEST DIVISION

vs CALIFORNIA
Largest (Mar. 7, 1971) 11,283
Total 32,566
Average 10,855

vs CHICAGO
Largest (Jan. 30, 1971) 12,528
Total 31,695
Average 10,565

vs MINNESOTA
Largest (Mar. 13, 1971) 10,284
Total 29,352
Average 9,784

vs ST. LOUIS
Largest (Apr. 4, 1971) 10,117
Total 29,149
Average 9,716

vs PHILADELPHIA
Largest (Feb. 10, 1971) 10,311
Total 26,395
Average 8,798

vs LOS ANGELES
Largest (Nov. 10, 1970) 8,089
Total 20,692
Average 6,894

Season Total 377,182
Season Average 9,671

EAST DIVISION

vs BOSTON
Largest (Dec. 26, 1970) 13,050
Total 38,979
Average 12,993

vs NEW YORK
Largest (Feb. 20, 1971) 13,020
Total 37,883
Average 12,628

vs DETROIT
Largest (Nov. 21, 1970) 11,398
Total 28,434
Average 9,478

vs BUFFALO
Largest (Oct. 10, 1970) 11,189
Total 27,945
Average 9,315

vs VANCOUVER
Largest (Jan. 23, 1971) 12,304
Total 25,444
Average 8,481

vs MONTREAL
Largest (Mar. 14, 1971) 8,741
Total 25,353
Average 8,451

vs TORONTO
Largest (Jan. 27, 1971) 9,039
Total 23,295
Average 7,765

10 LARGEST PENGUIN CROWDS

13,050 vs Boston Sat., Dec. 26, 1970
13,020 vs New York Sat., Feb. 20, 1971
13,020 vs Boston Sat., Mar. 6, 1971
12,962 vs St. Louis** Sun., Apr. 26, 1970
12,923 vs St. Louis** Thu., Apr. 23, 1970
12,909 vs Boston Sat., Nov. 7, 1970
12,881 vs St. Louis Sat., Mar. 7, 1970
12,563 vs Toronto Sat., Feb. 3, 1968
12,528 vs Chicago Sat., Jan. 30, 1971
12,444 vs New York Sat., Jan. 2, 1971

**Stanley Cup Playoffs

NHL FINAL STANDINGS

1970-1971 FINAL STANDINGS

	WEST DIVISION						
	GP	W	L	T	GF	GA	PTS
Chicago	78	49	20	9	277	184	107
St. Louis	78	34	25	19	223	208	87
Philadelphia	78	28	33	17	207	225	73
Minnesota	78	28	34	16	191	223	72
Los Angeles	78	25	40	13	239	303	63
Pittsburgh	78	21	37	20	221	240	62
California	78	20	53	5	199	320	45

	EAST DIVISION						
	GP	W	L	T	GF	GA	PTS
Boston	78	57	14	7	399	207	121
New York	78	49	18	11	259	177	109
Montreal	78	42	23	13	291	216	97
Toronto	78	37	33	8	248	211	82
Buffalo	78	24	39	15	217	291	63
Vancouver	78	24	46	8	229	296	56
Detroit	78	22	45	11	209	308	55

HOME - AWAY RECORD

	GP	W	L	T	GF	GA	PTS
Home	39	18	12	9	126	92	45
Away	39	3	25	11	95	148	17
Total	78	21	37	20	221	240	62

PENGUINS' 1970-71 TEAM-BY-TEAM RECORDS

PITTSBURGH	GP	W	L	T	GF	GA	PTS
vs California	6	4	1	1	24	13	9
vs Chicago	6	2	4	0	12	17	4
vs Los Angeles	6	2	4	0	18	26	4
vs Minnesota	6	1	3	2	12	13	4
vs Philadelphia	6	1	3	2	13	15	4
vs St. Louis	6	0	3	3	13	16	3
vs WEST	36	10	18	8	92	100	28
PITTSBURGH	GP	W	L	T	GF	GA	PTS
vs Boston	6	1	4	1	18	28	3
vs Buffalo	6	0	2	4	19	22	4
vs Detroit	6	3	1	2	30	13	8
vs Montreal	6	1	3	2	13	20	4
vs New York	6	0	5	1	7	24	1
vs Toronto	6	2	3	1	18	18	5
vs Vancouver	6	4	1	1	24	15	9
vs EAST	42	11	19	12	129	140	34
TOTAL	78	21	37	20	221	240	62

1970-71 GAME-BY-GAME RESULTS

GAME	DAY	DATE	OPPONENT	SCORE	RESULT	W-L-T
1	Sat.	Oct. 10	BUFFALO	1-2	L	0-1-0
2	Thur.	Oct. 15	Minnesota	2-4	L	0-2-0
3	Sat.	Oct. 17	PHILADELPHIA	0-0	T	0-2-1
4	Sun.	Oct. 18	Buffalo	1-1	T	0-2-2
5	Wed.	Oct. 21	Los Angeles	2-4	L	0-3-2
6	Fri.	Oct. 23	California	3-1	W	1-3-2
7	Sun.	Oct. 25	Vancouver	1-1	T	1-3-3
8	Wed.	Oct. 28	LOS ANGELES	5-3	W	2-3-3
9	Sat.	Oct. 31	CHICAGO	2-5	L	2-4-3
10	Sun.	Nov. 1	Philadelphia	2-3	L	2-5-3
11	Wed.	Nov. 4	VANCOUVER	8-3	W	3-5-3
12	Sat.	Nov. 7	BOSTON	2-2	T	3-5-4
13	Sun.	Nov. 8	Detroit	3-3	T	3-5-5
14	Tue.	Nov. 10	LOS ANGELES	1-5	L	3-6-5
15	Wed.	Nov. 11	New York	3-3	T	3-6-6
16	Sat.	Nov. 14	CALIFORNIA	6-1	W	4-6-6
17	Thur.	Nov. 19	ST. LOUIS	0-1	L	4-7-6
18	Sat.	Nov. 21	DETROIT	6-1	W	5-7-6
19	Sun.	Nov. 22	Boston	2-4	L	5-8-6
20	Tue.	Nov. 24	Toronto	4-4	T	5-8-7
21	Wed.	Nov. 25	BUFFALO	4-4	T	5-8-8
22	Sat.	Nov. 28	Montreal	1-5	L	5-9-8
23	Sun.	Nov. 29	New York	2-6	L	5-10-8
24	Wed.	Dec. 2	MONTREAL	3-3	T	5-10-9
25	Sat.	Dec. 5	VANCOUVER	3-1	W	6-10-9
26	Sun.	Dec. 5	Boston	3-6	L	6-11-9
27	Tue.	Dec. 8	TORONTO	4-0	W	7-11-9
28	Wed.	Dec. 9	Minnesota	2-2	T	7-11-10
29	Fri.	Dec. 11	St. Louis	2-3	L	7-12-10
30	Sat.	Dec. 12	MINNESOTA	0-1	L	7-13-10
31	Wed.	Dec. 16	TORONTO	2-4	L	7-14-10
32	Sat.	Dec. 19	DETROIT	9-1	W	8-14-10
33	Sun.	Dec. 20	Chicago	1-2	L	8-15-10
34	Wed.	Dec. 23	New York	1-6	L	8-16-10
35	Fri.	Dec. 25	Boston	4-8	L	8-17-10
36	Sat.	Dec. 26	BOSTON	4-2	W	9-17-10
37	Wed.	Dec. 30	Montreal	3-3	T	9-17-11
38	Thur.	Dec. 31	MINNESOTA	4-1	W	10-17-11
39	Sat.	Jan. 2	NEW YORK	1-3	L	10-18-11
40	Wed.	Jan. 6	Philadelphia	3-4	L	10-19-11
41	Sat.	Jan. 9	Toronto	2-5	L	10-20-11
42	Wed.	Jan. 13	LOS ANGELES	4-2	W	11-20-11
43	Thur.	Jan. 14	Detroit	2-2	T	11-20-12
44	Sat.	Jan. 16	Vancouver	4-3	W	12-20-12
45	Wed.	Jan. 20	California	4-2	W	13-20-12
46	Thur.	Jan. 21	Los Angeles	2-4	L	13-21-12
47	Sat.	Jan. 23	VANCOUVER	4-1	W	14-21-12
48	Wed.	Jan. 27	TORONTO	3-1	W	15-21-12
49	Thur.	Jan. 28	Chicago	1-4	L	15-22-12
50	Sat.	Jan. 30	CHICAGO	3-1	W	16-22-12
51	Wed.	Feb. 3	CALIFORNIA	6-1	W	17-22-12
52	Fri.	Feb. 5	St. Louis	2-2	T	17-22-13
53	Sun.	Feb. 7	Chicago	0-1	L	17-23-13
54	Tue.	Feb. 9	Montreal	1-4	L	17-24-13
55	Wed.	Feb. 10	PHILADELPHIA	5-3	W	18-24-13
56	Sat.	Feb. 13	CHICAGO	5-4	W	19-24-13
57	Sun.	Feb. 14	Minnesota	4-5	L	19-25-13
58	Wed.	Feb. 17	Toronto	3-4	L	19-26-13
59	Thur.	Feb. 18	Buffalo	6-6	T	19-26-14
60	Sat.	Feb. 20	NEW YORK	0-2	L	19-27-14
61	Wed.	Feb. 24	ST. LOUIS	5-5	T	19-27-15
62	Sat.	Feb. 27	NEW YORK	0-4	L	19-28-15
63	Sun.	Feb. 28	Detroit	2-4	L	19-29-15
64	Wed.	Mar. 3	MONTREAL	4-0	W	20-29-15
65	Sat.	Mar. 6	BOSTON	3-6	L	20-30-15
66	Sun.	Mar. 7	CALIFORNIA	3-3	T	20-30-16
67	Wed.	Mar. 10	PHILADELPHIA	2-2	T	20-30-17
68	Sat.	Mar. 13	MINNESOTA	0-0	T	20-30-18
69	Sun.	Mar. 14	MONTREAL	1-5	L	20-31-18
70	Wed.	Mar. 17	California	2-5	L	20-32-18
71	Fri.	Mar. 19	Vancouver	4-6	L	20-33-18
72	Sat.	Mar. 20	Los Angeles	4-8	L	20-34-18
73	Wed.	Mar. 24	DETROIT	8-2	W	21-34-18
74	Sun.	Mar. 28	Philadelphia	1-3	L	21-35-18
75	Wed.	Mar. 31	BUFFALO	4-6	L	21-36-18
76	Thur.	Apr. 1	Buffalo	3-3	T	21-36-19
77	Sat.	Apr. 3	St. Louis	3-4	L	21-37-19
78	Sun.	Apr. 4	ST. LOUIS	1-1	T	21-37-20

*Home games in capital letters.

1970-71 GAME-BY-GAME HOME RESULTS

GAME	DAY	DATE	OPPONENT	SCORE	RESULT	W-L-T
1	Sat.	Oct. 10	Buffalo	1-2	L	0-1-0
2	Sat.	Oct. 17	Philadelphia	0-0	T	0-1-1
3	Wed.	Oct. 28	Los Angeles	5-3	W	1-1-1
4	Sat.	Oct. 31	Chicago	2-5	L	1-2-1
5	Wed.	Nov. 4	Vancouver	8-3	W	2-2-1
6	Sat.	Nov. 7	Boston	2-2	T	2-2-2
7	Tue.	Nov. 10	Los Angeles	1-5	L	2-3-2
8	Sat.	Nov. 14	California	6-1	W	3-3-2
9	Thur.	Nov. 19	St. Louis	0-1	L	3-4-2
10	Sat.	Nov. 21	Detroit	6-1	W	4-4-2
11	Wed.	Nov. 25	Buffalo	4-4	T	4-4-3
12	Wed.	Dec. 2	Montreal	3-3	T	4-4-4
13	Sat.	Dec. 5	Vancouver	3-1	W	4-4-4
14	Tue.	Dec. 8	Toronto	4-0	W	5-4-4
15	Sat.	Dec. 12	Minnesota	0-1	L	6-4-4
16	Wed.	Dec. 16	Toronto	2-4	L	6-5-4
17	Sat.	Dec. 19	Detroit	9-1	W	6-6-4
18	Sat.	Dec. 26	Boston	4-2	W	7-6-4
19	Thur.	Dec. 31	Minnesota	4-1	W	8-6-4
20	Sat.	Jan. 2	New York	1-3	L	9-6-4
21	Wed.	Jan. 13	Los Angeles	4-2	W	9-7-4
22	Sat.	Jan. 23	Vancouver	4-1	W	10-7-4
23	Wed.	Jan. 27	Toronto	3-1	W	11-7-4
24	Sat.	Jan. 30	Chicago	3-1	W	12-7-4
25	Wed.	Feb. 3	California	6-1	W	13-7-4
26	Wed.	Feb. 10	Philadelphia	5-3	W	14-7-4
27	Sat.	Feb. 13	Chicago	5-4	W	15-7-4
28	Sat.	Feb. 10	New York	0-2	L	16-7-4
29	Wed.	Feb. 24	St. Louis	5-5	T	16-8-4
30	Sat.	Feb. 27	New York	0-4	L	16-8-5
31	Wed.	Mar. 3	Montreal	4-0	W	16-9-5
32	Sat.	Mar. 6	Boston	3-6	L	17-9-5
33	Sun.	Mar. 7	California	3-3	T	17-10-5
34	Wed.	Mar. 10	Philadelphia	2-2	T	17-10-6
35	Sat.	Mar. 13	Minnesota	0-0	T	17-10-7
36	Sun.	Mar. 14	Montreal	1-5	L	17-10-8
37	Wed.	Mar. 24	Detroit	8-2	W	17-11-8
38	Wed.	Mar. 31	Buffalo	4-6	L	18-11-8
39	Sun.	Apr. 4	St. Louis	1-1	T	18-12-9

PENGUINS' TEAM-BY-TEAM HOME RECORDS

WEST DIVISION							
PITTSBURGH	GP	W	L	T	GF	GA	PTS
vs California	3	2	0	1	15	5	5
vs Chicago	3	2	1	0	10	10	4
vs Los Angeles	3	2	1	0	10	10	4
vs Minnesota	3	1	1	1	4	2	3
vs Philadelphia	3	1	0	2	7	5	4
vs St. Louis	3	0	1	2	6	7	2
vs WEST	18	8	4	6	52	39	22

PITTSBURGH	GP	W	L	T	GF	GA	PTS
vs Boston	3	1	1	1	9	10	3
vs Buffalo	3	0	2	1	9	12	1
vs Detroit	3	3	0	0	23	4	6
vs Montreal	3	1	1	1	8	8	3
vs New York	3	0	3	0	1	9	0
vs Toronto	3	2	1	0	9	5	4
vs Vancouver	3	3	0	0	15	5	6
vs EAST	21	10	8	3	74	53	23
TOTAL	39	18	12	9	126	92	45

1970-71 GAME-BY-GAME AWAY RESULTS

GAME	DAY	DATE	OPPONENT	SCORE	RESULT	W-L-T
1	Thur.	Oct. 15	Minnesota	2-4	L	0-1-0
2	Sun.	Oct. 18	Buffalo	1-1	T	0-1-1
3	Wed.	Oct. 21	Los Angeles	2-4	L	0-2-1
4	Fri.	Oct. 23	California	3-1	W	1-2-1
5	Sun.	Oct. 25	Vancouver	1-1	T	1-2-2
6	Sun.	Nov. 1	Philadelphia	2-3	L	1-3-2
7	Sun.	Nov. 8	Detroit	3-3	T	1-3-3
8	Wed.	Nov. 11	New York	3-3	T	1-3-4
9	Sun.	Nov. 22	Boston	2-4	L	1-4-4
10	Tue.	Nov. 24	Toronto	4-4	T	1-4-5
11	Sat.	Nov. 28	Montreal	1-5	L	1-5-5
12	Sun.	Nov. 29	New York	2-6	L	1-6-5
13	Sun.	Dec. 6	Boston	3-6	L	1-7-5
14	Wed.	Dec. 9	Minnesota	2-2	T	1-7-6
15	Fri.	Dec. 11	St. Louis	2-3	L	1-8-6
16	Sun.	Dec. 20	Chicago	1-2	L	1-9-6
17	Wed.	Dec. 23	New York	1-6	L	1-10-6
18	Fri.	Dec. 25	Boston	4-8	L	1-11-6
19	Wed.	Dec. 30	Montreal	3-3	T	1-11-7
20	Wed.	Jan. 6	Philadelphia	3-4	L	1-12-7
21	Sat.	Jan. 6	Toronto	2-5	L	1-13-7
22	Thur.	Jan. 14	Detroit	2-2	T	1-13-8
23	Sat.	Jan. 16	Vancouver	4-3	W	2-13-8
24	Wed.	Jan. 20	California	4-2	W	3-13-8
25	Thur.	Jan. 21	Los Angeles	2-4	L	3-14-8
26	Thur.	Jan. 28	Chicago	1-4	L	3-15-8
27	Fri.	Feb. 5	St. Louis	2-2	T	3-15-9
28	Sun.	Feb. 7	Chicago	0-1	L	3-16-9
29	Tue.	Feb. 9	Montreal	1-4	L	3-17-9
30	Sun.	Feb. 14	Minnesota	4-5	L	3-18-9
31	Wed.	Feb. 17	Toronto	3-4	L	3-19-9
32	Thur.	Feb. 18	Buffalo	6-6	T	3-19-10
33	Sun.	Feb. 28	Detroit	2-4	L	3-20-10
34	Wed.	Mar. 17	California	2-5	L	3-21-10
35	Fri.	Mar. 19	Vancouver	4-6	L	3-22-10
36	Sat.	Mar. 20	Los Angeles	4-8	L	3-23-10
37	Sun.	Mar. 28	Philadelphia	1-3	L	3-24-10
38	Thur.	Apr. 1	Buffalo	3-3	T	3-24-11
39	Sat.	Apr. 3	St. Louis	3-4	L	3-25-11

PENGUINS' TEAM-BY-TEAM ROAD RECORDS

PITTSBURGH	GP	W	L	T	GF	GA	PTS
vs California	3	2	1	0	9	8	4
vs Chicago	3	0	3	0	2	7	0
vs Los Angeles	3	0	3	0	8	16	0
vs Minnesota	3	0	2	1	8	11	1
vs Philadelphia	3	0	3	0	6	10	0
vs St. Louis	3	0	2	1	7	9	1
vs WEST	18	2	14	2	40	61	6

PITTSBURGH	GP	W	L	T	GF	GA	PTS
vs Boston	3	0	3	0	9	18	0
vs Buffalo	3	0	0	3	10	10	3
vs Detroit	3	0	1	2	7	9	2
vs Montreal	3	0	2	1	5	12	1
vs New York	3	0	2	1	6	15	1
vs Toronto	3	0	2	1	9	13	1
vs Vancouver	3	1	1	1	9	10	3
vs EAST	21	1	11	9	55	87	11
TOTAL	39	3	25	11	95	148	17

INDIVIDUAL SCORING AND PENALTY MINUTES

NAME	GP	G	A	TP	PIM
Bryan Hextall - C	76	16	32	48	133
Jean Pronovost - RW	78	21	24	45	35
Andy Bathgate - RW/C	76	15	29	44	34
Wally Boyer - C	68	11	30	41	30
Ron Schock - C	71	14	26	40	20
Dean Prentice - LW	69	21	17	38	18
Ken Schinkel - RW	50	15	19	34	6
Keith McCreary - LW	59	21	12	33	24
Greg Polis - LW	61	18	15	33	40
Duane Rupp - D	59	5	28	33	34
Dunc McCallum - D	77	9	20	29	95
Bob Woytowich - D	78	4	22	26	30
Nick Harbaruk - RW	78	13	12	25	108
Syl Apps - C	31	9	16	25	19
Rod Zaine - C/RW	37	8	5	13	21
Val Fonteyne - LW	70	4	9	13	0
Glen Sather - LW	46	8	3	11	96
Jim Morrison - D	73	0	10	10	32
Bob Blackburn - D	64	4	5	9	54
Bryan Watson - D	42	2	6	8	119
John Stewart - LW	15	2	1	3	9
Robin Burns - LW	10	0	3	3	4
Yvon Labre - D	21	1	1	2	19
Rick Kessell - C	6	0	2	2	2
Sheldon Kannegiesser - D	18	0	2	2	29
Steve Cardwell - LW	5	0	1	1	15
Lowell MacDonald - RW	10	0	1	1	0
Paul Hoganson - G	2	0	0	0	0
Cam Newton - G	5	0	0	0	4
Les Binkley - G	34	0	0	0	0
Al Smith - G	47	0	0	0	41
Bench					6
TOTAL	78	221	351	572	1077

GOALTENDING RECORDS

NAME	GP	MP	GF	GA	ENG	SO	AVG
Les Binkley (11-11-10)	34	1870	88	89	0	2	2.85
Al Smith (9-22-9)	45	2472	113	128	0	2	3.10
Cam Newton (1-3-1)	5	281	16	16	0	0	3.41
Paul Hoganson (0-1-0)	2	57	4	7	0	0	7.36
TOTAL (21-37-20)	78	4680	221	240	0	4	3.07

INDIVIDUAL CAREER SCORING

NAME	GP	G	A	TP	PIM
Ken Schinkel	255	67	103	170	62
Keith McCreary	259	78	55	133	177
Jean Pronovost	226	57	70	127	121
Andy Bathgate	150	35	68	103	89
Val Fonteyne	281	33	69	102	4
Wally Boyer	202	32	61	93	81
Dean Prentice	144	47	42	89	32
Bob Woytowich	217	21	67	88	141
Bryan Hextall	142	28	51	79	220
Ron Schock	147	22	47	69	60
Duane Rupp	153	10	52	62	76
Earl Ingarfield	90	23	37	60	16
Gene Ubriaco	114	33	26	59	30
Noel Price	143	8	45	53	109
Charlie Burns	76	13	38	51	22
Dunc McCallum	185	14	35	49	228
Nick Harbaruk	152	18	29	47	164
Billy Dea	139	26	20	46	10
Paul Andrea	90	18	27	45	4
Michel Briere	76	12	32	44	20
Ab McDonald	74	22	21	43	38
Leo Boivin	114	14	26	40	100
Glen Sather	122	20	17	37	210
Lou Angotti	71	17	20	37	36
Art Stratton	58	16	21	37	16
Greg Polis	61	18	15	33	40
Jim Morrison	132	5	25	30	72
Syl Apps	31	9	16	25	19
Bryan Watson	121	3	19	22	343
Bill Speer	102	4	17	21	71
Bob Blackburn	124	8	12	20	105
Billy Harris	54	7	12	20	8
Bob Dillabough	61	7	13	19	20
Bob Rivard	27	5	12	17	4
Tracy Pratt	83	5	12	17	158
George Konik	52	7	8	15	26
Rod Zaine	37	8	5	13	21
Al MacNeil	74	2	10	12	58
Wayne Hicks	15	4	7	11	2
George Swarbrick	31	1	7	8	36
Ron Snell	7	3	2	5	6
Rick Kessell	14	1	4	5	4
Mike McMahon	12	1	3	4	19
Dick Mattiussi	44	0	4	4	32
John Stewart	15	0	1	3	9
Robin Burns	10	0	3	3	4
Garry Swain	9	1	1	2	0
Doug Barrie	8	1	1	2	8
Yvon Labre	21	1	1	2	19
John Arbour	17	0	2	2	35
Sheldon Kannegiesser	18	0	2	2	29
Mel Pearson	2	0	1	1	0
Steve Cardwell	5	0	1	1	0
Lowell MacDonald	10	0	1	1	15
Jean Guy Lagace	17	0	1	1	0
Les Binkley	165	0	1	1	14
Marv Edwards	1	0	0	0	0
Paul Hoganson	2	0	0	0	0
Bill Lecaine	4	0	0	0	0
Ted Lanyon	5	0	0	0	0
Cam Newton	5	0	0	0	4
Hank Bassen	25	0	0	0	4
Joe Daley	38	0	0	0	8
Al Smith	93	0	0	0	2
Total	304	787	1298	2085	3338

GOALTENDING RECORDS

NAME	GP	MP	GF	GA	ENG	SHO	AVG	W-L-T
Hank Bassen	25	1299	58	63	2	1	2.90	7-10-3
Marv Edwards	1	60	0	3	0	0	3.00	0-1-0
Les Binkley	165	9373	386	475	4	11	3.04	51-78-29
Al Smith	91	5027	217	257	3	4	3.06	24-43-17
Joe Daley	38	2143	106	112	4	2	3.13	11-18-6
Paul Hoganson	2	281	16	16	0	0	7.36	0-1-0
Total	304	18,240	787	933	13	18	3.11	94-154-56

1970-71 INDIVIDUAL SCORING BREAKDOWN

PLAYER	WG	TG	GF	PPG	SHG	H	A	1H	2H	TOT
Syl Apps	1	0	0	4	0	6	3	0	9	9
Andy Bathgate	3	0	3	7	0	10	5	7	8	15
Bob Blackburn	1	0	1	0	0	4	0	2	2	4
Wally Boyer	0	2	3	3	0	6	5	8	3	11
Robin Burns	0	0	0	0	0	0	0	0	0	0
Steve Cardwell	0	0	0	0	0	0	0	0	0	0
Val Fonteyne	0	0	1	1	1	2	2	0	4	4
Nick Harbaruk	1	1	1	2	1	9	4	7	6	13
Bryan Hextall	2	2	2	6	0	7	9	8	8	16
Sheldon Kannegiesser	0	0	0	0	0	0	0	0	0	0
Rick Kessel	0	0	0	0	0	0	0	0	0	0
Yvon Labre	0	0	0	0	0	1	0	0	1	1
Lowell MacDonald	0	0	0	0	0	0	0	0	0	0
Dunc McCallum	1	1	4	1	0	6	3	3	6	9
Keith McCreary	3	1	1	4	0	10	11	13	8	21
Jim Morrison	0	0	0	0	0	0	0	0	0	0
Greg Polis	2	1	4	5	0	11	7	10	8	18
Dean Prentice	2	0	2	7	0	12	9	7	14	21
Jean Pronovost	2	2	2	4	0	11	10	7	14	21
Duane Rupp	1	0	1	1	0	4	1	2	3	5
Glen Sather	0	2	1	1	1	6	2	8	0	8
Ken Schinkel	1	1	3	3	0	9	6	14	1	15
Ron Schock	1	4	2	2	2	5	9	8	6	14
John Stewart	0	0	0	1	0	1	1	0	2	2
Bryan Watson	0	0	0	0	0	1	1	1	1	2
Bob Woytowich	0	0	2	2	0	1	3	1	3	4
Rod Zaine	0	1	4	2	0	4	4	1	7	8
TOTAL	21	18	37	56	5	126	95	107	114	221

Key to Abbreviations: WG - Winning Goals; TG - Tying Goals; GF - First Goal of Game; PPG - Power Play Goals; SHG - Shorthanded Goals; H - Home Goals; A - Away Goals; 1H - First Half of Season; 2H - Second Half of Season; TOT - Total Goals.

PITTSBURGH PENGUIN RECORDS

TEAM
MOST POINTS, ONE SEASON - 67 (1967-68) (27 wins, 13 ties)
MOST WINS, ONE SEASON - 27 (1967-68)
MOST HOME WINS, ONE SEASON - 18 (1970-71)
MOST AWAY WINS, ONE SEASON - 12 (1967-68)
MOST LOSSES, ONE SEASON - 45 (1968-69)
MOST HOME LOSSES, ONE SEASON - 20 (1968-69)
MOST AWAY LOSSES, ONE SEASON - 25 (1968-69), (1969-70) & (1970-71)
MOST TIES, ONE SEASON - 20 (1970-71)
LONGEST WINNING STREAK - 4 (March 26 to March 31, 1968), (March 22 to March 26, 1969)
LONGEST HOME WINNING STREAK - 7 (January 13 to February 13, 1971)
LONGEST AWAY WINNING STREAK - 3 (March 26 to March 30, 1968)
LONGEST UNBEATEN STREAK - 6 (November 21 to December 1, 1968) (3-0-3), (March 22 to March 30, 1969) (5-0-1)
LONGEST LOSING STREAK - 7 (November 6 to November 20, 1968), (January 16 to January 29, 1969)
LONGEST HOME LOSING STREAK - 4 (November 6 to November 16, 1968), (December 4 to December 21, 1968), (March 22 to March 25, 1969)
LONGEST AWAY LOSING STREAK - 8 (January 16 to February 20, 1969)
LONGEST WINLESS STREAK - 10 (March 5 to March 22, 1970) (0-7-3)
LONGEST HOME WINLESS STREAK - 6 (November 23 to December 21, 1968) (0-4-2)
LONGEST AWAY WINLESS STREAK - 18 (October 25 to November 14, 1970) (0-11-7)
MOST GOALS, ONE SEASON - 221 (1970-71)
MOST GOALS AGAINST, ONE SEASON - 252 (1968-69)
FEWEST GOALS AGAINST, ONE SEASON - 216 (1967-68)
LARGEST WIN - 9-1 vs Detroit (December 19, 1970)
LARGEST LOSS - 7-0 at Toronto (January 13, 1968)
LARGEST TIE - 6-6 vs California (March 2, 1968), at Buffalo (February 18, 1971)
MOST GOALS, ONE HOME GAME - 9 (December 19, 1970 vs Detroit)
MOST GOALS, ONE AWAY GAME - 7 (March 27, 1968 at California), (February 4, 1970 at Minnesota)
MOST GOALS AGAINST, ONE HOME GAME - 8 (October 23, 1968 vs Chicago)
MOST GOALS AGAINST, ONE AWAY GAME - 9 (January 31, 1968 at St. Louis)
MOST PENALTIES ONE SEASON - 419 (1970-71), (361-45-13)
MOST PENALTY MINUTES, ONE SEASON - 1077 (1970-71)
MOST PENALTIES, ONE HOME GAME - 13 (November 22, 1969 vs Philadelphia) (10-2-1)
MOST PENALTIES, ONE AWAY GAME - 11 (April 3, 1971 at St. Louis) (7-3-1)
MOST PENALTY MINUTES, ONE HOME GAME - 44 (October 10, 1970 vs Buffalo) (7-2-2)
MOST PENALTY MINUTES, ONE AWAY GAME - 39 (April 3, 1971 at St. Louis) (7-3-1)
MOST PENALTIES, BOTH TEAMS, ONE HOME GAME - 28 (November 1, 1969 vs Minnesota) (25-0-3)
MOST PENALTIES, BOTH TEAMS, ONE AWAY GAME - 23 (October 18, 1971 at Buffalo) (15-4-4)
MOST PENALTY MINUTES, BOTH TEAMS, ONE HOME GAME - 88 (April 4, 1971 vs St. Louis) (19-4-3)
MOST PENALTIES, BOTH TEAMS, ONE HOME PERIOD - 18 (November 4, 1970 vs Vancouver) (12-4-2)
MOST PENALTIES, BOTH TEAMS, ONE AWAY PERIOD - 20 (October 18, 1970 at Buffalo) (12-4-4)
MOST PENALTY MINUTES, BOTH TEAMS, ONE HOME PERIOD - 70 (April 4, 1971 vs St. Louis) (10-4-3)
MOST PENALTY MINUTES, BOTH TEAMS, ONE AWAY PERIOD - 84 (October 18, 1970 at Buffalo) (12-4-4)
INDIVIDUAL
MOST SEASONS - 4, Ken Schinkel, Keith McCreary, Val Fonteyne, Les Binkley and Dunc McCallum
MOST GAMES PLAYED, ALL TIME - 281, Val Fonteyne
MOST CONSECUTIVE GAMES PLAYED - 148, Ken Schinkel (1968-70)
MOST POINTS, ALL TIME - 170, Ken Schinkel
MOST POINTS, ONE SEASON - 59, Andy Bathgate (1967-68)
MOST CONSECUTIVE GAMES, SCORING POINTS - 7, Art Stratton (November 15 to December 2, 1968)
MOST POINTS, ONE SEASON, BY A CENTER - 51, Charlie Burns (1968-69)
MOST POINTS, ONE SEASON, BY A LEFT WING - 51, Dean Prentice (1969-70)
MOST POINTS, ONE SEASON, BY A RIGHT WING - 59, Andy Bathgate (1967-68)

MOST POINTS, ONE SEASON, BY A DEFENSEMAN — 33, Noel Price (1967-68), Bob Woytowich (1969-70), Duane Rupp (1970-71)

MOST POINTS, ONE SEASON, BY A GOALIE — 1, Les Binkley (1969-70)

MOST POINTS, ONE SEASON, BY A ROOKIE — 44, Michel Briere (1969-70)

MOST POINTS, ONE GAME — 5, Jean Pronovost (March 24, 1971 vs Detroit), (2 goals & 3 assists)

MOST POINTS, ONE PERIOD — 4, Syl Apps (March 24, 1971 vs Detroit), (4 assists)

MOST GOALS, ALL TIME — 78, Keith McCreary

MOST GOALS, ONE SEASON — 26, Dean Prentice (1969-70)

MOST CONSECUTIVE GAMES, SCORING GOALS — 5, Earl Ingarfield (March 20 to March 27, 1968), (5 goals)

MOST GOALS, ONE SEASON, BY A CENTER — 17, Lou Angotti (1968-69)

MOST GOALS, ONE SEASON, BY A LEFT WING — 26, Dean Prentice (1969-70)

MOST GOALS, ONE SEASON, BY A RIGHT WING — 21, Jean Pronovost (1970-71)

MOST GOALS, ONE SEASON, BY A DEFENSEMAN — 9, Leo Boivin (1967-68), Bob Woytowich (1968-69), Dunc McCallum (1970-71)

MOST GOALS, ONE SEASON, BY A ROOKIE — 18, Greg Polis (1970-71)

MOST GOALS, ONE GAME — 3, Held by 5 players

MOST GOALS, ONE PERIOD — 2, By several players

FASTEST TWO GOALS, ONE PLAYER — 7 seconds by Wally Boyer, Mar. 5, 1970 at Detroit

FASTEST TWO GOALS, PITTSBURGH, TWO PLAYERS — 10 seconds by Syl Apps and Jean Pronovost, Mar. 19, 1971 at Vancouver

FASTEST THREE GOALS, ONE PLAYER — 41:24 by Ken Schinkel, Oct. 24, 1967 vs Chicago

FASTEST PITTSBURGH GOAL, START OF GAME — 11 seconds by Bryan Hextall, Jan. 25, 1970 at Boston

EARLIEST WINNING GOAL — 1:23 Nov. 4, 1967 at California (1-0) (Billy Dea)

MOST ASSISTS, ALL TIME — 103, Ken Schinkel

MOST ASSISTS, ONE SEASON — 38, Andy Bathgate (1967-68)

MOST CONSECUTIVE GAMES, SCORING ASSISTS — 6, Ken Schinkel (November 18 to December 2, 1967)

MOST ASSISTS, ONE SEASON, BY A CENTER — 38, Charlie Burns (1968-69)

MOST ASSISTS, ONE SEASON, BY A LEFT WING — 28, Val Fonteyne (1967-68)

MOST ASSISTS, ONE SEASON, BY A RIGHT WING — 39, Andy Bathgate (1967-68)

MOST ASSISTS, ONE SEASON, BY A DEFENSEMAN — 28, Duane Rupp (1970-71)

MOST ASSISTS, ONE SEASON, BY A GOALIE — 1, Les Binkley (1969-70)

MOST ASSISTS, ONE SEASON, BY A ROOKIE — 32, Michel Briere (1969-70)

MOST ASSISTS, ONE GAME — 4, Held by 5 players

MOST ASSISTS, ONE PERIOD — 4, Syl Apps (March 24, 1971 vs Detroit)

MOST PENALTIES, ALL TIME — 124, Bryan Watson (104-13-7)

MOST PENALTY MINUTES, ALL TIME — 343, Bryan Watson (104-13-7)

MOST PENALTIES, ONE SEASON — 71, Bryan Watson (1969-70) (62-5-4)

MOST PENALTY MINUTES, ONE SEASON — 189 Bryan Watson (1969-70)

MOST PENALTIES, ONE GAME — 6, Bryan Watson (February 11, 1970 at Chicago) (3-2-1)

MOST PENALTY MINUTES, ONE GAME — 26, Bryan Watson (February 11, 1970 at Chicago) (3-2-1)

MOST PENALTIES, ONE PERIOD — 4, Glen Sather (October 18, 1970 at Buffalo) (3-1-0), Al Smith (April 4, 1971 vs St. Louis) (2-1-1)

MOST PENALTY MINUTES, ONE PERIOD — 25, Bryan Hextall (October 10, 1970 vs Buffalo) (0-1-2)

MOST CONSECUTIVE GAMES, PENALIZED — 7, Al MacNeil (February 17 to March 6, 1968), Bryan Watson (February 11 to February 25, 1970), Bryan Watson (December 19 to December 31, 1970)

MOST MINORS, ONE SEASON — 62, Bryan Watson (1969-70)

MOST MAJORS, ONE SEASON — 7, Bryan Watson (1969-70)

MOST MISCONDUCTS, ONE SEASON — 3, Nick Harbaruk (1970-71)

GOALIES

MOST GAMES, ALL TIME — 165, Les Binkley

LOWEST GOALS AGAINST AVERAGE, ALL TIME — 2.90, Hank Bassen

LOWEST GOALS AGAINST AVERAGE, ONE SEASON — 2.84, Les Binkley (1967-68)

MOST SHUTOUTS, ALL TIME — 11, Les Binkley

MOST SHUTOUTS, ONE SEASON — 6, Les Binkley (1967-68)

1970-71 HIGHS & LOWS

TEAM

LONGEST WINNING STREAK — 2, (three times) January 16 thru 20, January 30 thru February 3, February 10 thru 13

LONGEST LOSING STREAK — 4, March 14 thru 20

LONGEST UNBEATEN STREAK — 4, January 13 thru 20 (3-0-1)

LONGEST WINLESS STREAK — 8, March 6 thru 20 (0-5-3)

LONGEST HOME WINNING STREAK — 7, January 13 thru February 13

LONGEST HOME LOSING STREAK — 2, December 12 to December 16

LONGEST HOME WINLESS STREAK — 5, March 6 thru 14 (0-2-3)

LONGEST AWAY WINNING STREAK — 2, January 16 thru 20

LONGEST AWAY LOSING STREAK — 5, February 28 thru March 28

LONGEST AWAY UNBEATEN STREAK — 3, January 14 thru 20 (2-0-1)

LONGEST AWAY WINLESS STREAK — 18, October 25 thru January 14 (0-11-7)

MOST GOALS ONE GAME — 9, December 19, Detroit 1 at Pittsburgh 9

MOST GOALS AGAINST ONE GAME — 8, December 25, Pittsburgh 4 at Boston 8; March 20, Pittsburgh 4 at Los Angeles 8

MOST GOALS SCORED AT HOME ONE GAME — 9, December 19, Detroit 1 at Pittsburgh 9

MOST GOALS SCORED AWAY ONE GAME — 6, February 18, Pittsburgh 6 at Buffalo 6

MOST GOALS SCORED AGAINST HOME GAME — 6, March 6, Boston 6 at Pittsburgh 3; March 31, Buffalo 6 at Pittsburgh 4

MOST GOALS SCORED AGAINST AWAY GAME — 8, December 25, Pittsburgh 4 at Boston 8; March 20, Pittsburgh 4 at Los Angeles 8

MOST GOALS SCORED ONE PERIOD — 5, March 24, Detroit 2 at Pittsburgh 8 (3rd)

MOST GOALS AGAINST ONE PERIOD — 5, February 18, Pittsburgh 6 at Buffalo 6 (2nd)

GREATEST WINNING MARGIN — 8, December 19, Detroit 1 at Pittsburgh 9

GREATEST LOSING MARGIN — 5, December 23, Pittsburgh 1 at New York 6

LARGEST TIE — 6-6, February 18, Pittsburgh 6 at Buffalo 6

INDIVIDUAL

MOST CONSECUTIVE GAMES SCORED GOALS — 4, Keith McCreary, November 24 thru 29

MOST CONSECUTIVE GAMES SCORED ASSISTS — 5, Bob Woytowich, January 23 thru February 3

MOST CONSECUTIVE GAMES SCORED POINTS — 5, Bob Woytowich, January 23 thru February 3; Andy Bathgate, February 10 thru 18; Keith McCreary, February 10 thru 18; Syl Apps, February 18 thru March 10

MOST CONSECUTIVE GAMES PENALIZED — 7, Bryan Watson, December 19 thru 31

MOST GOALS, ONE GAME — 3, Glen Sather, vs Detroit, December 19; Duane Rupp, vs Detroit, March 24

MOST ASSISTS, ONE GAME — 4, Duane Rupp, vs Vancouver, November 4; Syl Apps, vs Detroit, March 24

MOST POINTS, ONE GAME — 5, Jean Pronovost, vs Detroit, March 24 (2 goals & 3 assists)

MOST PENALTIES, ONE GAME — 4, Glen Sather, October 18 at Buffalo (3 minors, 1 major); Al Smith; April 4 vs St. Louis (2 minors, 1 major, & game misconduct)

MOST PENALTY MINUTES, ONE GAME — 25 Bryan Hextall, October 10 vs Buffalo

MOST GOALS, ONE PERIOD — 2, Many players, Ken Schinkel & Greg Polis (twice)

MOST ASSISTS, ONE PERIOD — 4, Syl Apps, March 24 vs Detroit

MOST POINTS, ONE PERIOD — 4, Syl Apps, March 24 vs Detroit (4 assists)

FASTEST TWO GOALS — 10 seconds, Syl Apps & Jean Pronovost, March 20 at Los Angeles

FASTEST TWO GOALS — ONE PLAYER — 20 seconds, Syl Apps, February 13 vs Chicago

FASTEST PITTSBURGH GOAL AT START OF GAME — 53 seconds, Dunc McCallum, February 10 vs Philadelphia

FASTEST PITTSBURGH GOAL AT START OF PERIOD — 14 seconds, Bryan Watson, December 19 vs Detroit (2nd)

FASTEST GOAL AGAINST AT START OF GAME — 1:21, Dan Maloney, Chicago, January 28; Pete Mahovich, Montreal, March 14

FASTEST GOAL AGAINST AT START OF PERIOD — 16 seconds, Gerry Ehman, California, March 17 (3rd)

PENALTY SHOTS — Jean Pronovost against Roy Edwards, January 14 at Detroit, successful Pittsburgh 2 at Detroit 2; Greg Polis, against Ernie Wakely, February 24 vs St. Louis, no goal, St. Louis 5 at Pittsburgh 5

SCORING SUMMARIES PITTSBURGH VS BOSTON

1970-71	GP	W	L	T	PTS	GF	GA	PPG	SHG	PIM
PITTSBURGH	6	1	4	1	3	18	28	4	0	50
BOSTON	6	4	1	1	9	28	18	7	1	84

AT PITTSBURGH

Nov. 7	Pitt. 2(a)	Bos. 2(e)
Dec. 26	Pitt. 4(b)	Bos. 2(d)
Mar. 6	Bos. 6(d)	Pitt. 3(b)

- (a) Binkley in goal
- (b) Smith in goal
- (f) Smith replaced Binkley 26:22

AT BOSTON

Nov. 22	Bos. 4(d)	Pitt. 2(b)
Dec. 6	Bos. 6(e)	Pitt. 3(a)
Dec. 25	Bos. 8(e)	Pitt. 4(f)

- (d) Johnston in goal
- (e) Cheevers in goal

GOALS BY PERIODS

	1st	2nd	3rd	TOTAL
PITTSBURGH	4	6	8	18
BOSTON	10	9	9	28

SHOTS BY PERIODS

	1st	2nd	3rd	TOTAL
PITTSBURGH	70	63	64	197
BOSTON	64	69	75	208

PITTSBURGH

PLAYER	GP	G	A	PTS	PIM
Boyer	6	2	4	6	0
Bathgate	6	2	3	5	0
Prentice	5	2	2	4	0
Schock	5	1	3	4	0
Rupp	6	1	3	4	8
Polis	5	3	0	3	4
Harbaruk	6	2	1	3	2
McCreary	4	1	2	3	2
Schinkel	5	0	3	3	0
Woytowich	6	0	3	3	0
Hextall	6	2	0	2	2
Watson	5	0	2	2	11
Zaine	1	1	0	1	0
Pronovost	6	1	0	1	7
Apps	1	0	1	1	0
Kessell	1	0	1	1	0
Fonteyne	4	0	1	1	0
Blackburn	5	0	1	1	2
McCallum	6	0	1	1	6
Burns	1	0	0	0	0
Cardwell	1	0	0	0	2
Kannegiesser	1	0	0	0	0
Labre	1	0	0	0	0
Stewart	1	0	0	0	0
Sather	5	0	0	0	2
Morrison	6	0	0	0	2
TOTALS	6	18	31	49	50

BOSTON

PLAYER	GP	G	A	PTS	PIM
Esposito	6	9	3	12	8
Orr	6	3	7	10	16
Hodge	6	5	4	9	0
Cashman	6	1	7	8	9
Bucyk	6	3	4	7	2
Stanfield	6	1	6	7	0
McKenzie	5	0	6	6	8
Westfall	6	1	3	4	0
Marcotte	6	2	1	3	4
Green	6	0	3	3	2
Sanderson	6	2	0	2	18
D. Smith	6	1	1	2	4
R. Smith	5	0	2	2	0
Awrey	6	0	2	2	9
Johnston	3	0	1	1	0
Bailey	2	0	0	0	4
Carleton	5	0	0	0	0
TOTALS	6	28	50	78	84

GOALIES

GOALIES	GP	GA	SO	AVG
Smith (1-2-0)	3	13	0	4.23
Binkley (0-2-1)	3	15	0	5.30
TOTALS (1-4-1)	6	28	0	4.67

GOALIES

GOALIES	GP	GA	SO	AVG
Cheevers (2-0-1)	3	9	0	3.00
Johnston (2-1-0)	3	9	0	3.00
TOTALS (4-1-1)	6	18	0	3.00

SCORING SUMMARY PITTSBURGH VS BUFFALO

1970-71	GP	W	L	T	PTS	GF	GA	PPG	SHG	PIM
PITTSBURGH	6	0	2	4	4	19	22	2	0	104
BUFFALO	6	2	0	4	8	22	19	5	0	128

AT PITTSBURGH

Oct. 10	Buf. 2(d)	Pitt. 1(a)
Nov. 25	Pitt. 4(a)	Buf. 4(d)
Mar. 31	Buf. 6(e)	Pitt. 4(c)

- (a) Binkley in goal
- (b) Smith in goal
- (c) Newton in goal
- (g) Smith replaced Binkley 5:12

AT BUFFALO

Oct. 18	Pitt. 1(a)	Buf. 1(f)
Feb. 18	Pitt. 6(g)	Buf. 6(d)
Apr. 1	Pitt. 3(b)	Buf. 3(h)

- (d) Crozier in goal
- (e) Daley in goal
- (f) Daley replaced Crozier 20:00
- (h) Daley replaced Crozier 2:30

GOALS BY PERIODS

	1st	2nd	3rd	TOTAL
PITTSBURGH	6	5	8	19
BUFFALO	4	13	5	22

SHOTS BY PERIODS

	1st	2nd	3rd	TOTAL
PITTSBURGH	81	68	72	221
BUFFALO	49	48	43	140

PITTSBURGH

PLAYER	GP	G	A	PTS	PIM
Hextall	6	2	6	8	29
McCallum	6	4	1	5	8
Prentice	6	2	3	5	2
Zaine	3	3	1	4	2
McCreary	5	2	2	4	0
Bathgate	5	1	3	4	0
Boyer	4	1	2	3	0
Pronovost	6	1	2	3	2
Schock	6	0	3	3	4
Rupp	5	0	2	2	6
Schinkel	5	0	2	2	2
Apps	3	1	0	1	2
Sather	3	1	0	1	13
Harbaruk	6	1	0	1	0
Burns	1	0	1	1	2
Fonteyne	3	0	1	1	0
Woytowich	6	0	1	1	2
Labre	1	0	0	0	2
MacDonald	2	0	0	0	0
Kannegiesser	2	0	0	0	0
Watson	2	0	0	0	17
Blackburn	3	0	0	0	0
Polis	3	0	0	0	2
Stewart	3	0	0	0	5
Morrison	6	0	0	0	4
TOTALS	6	19	30	49	104

BUFFALO

PLAYER	GP	G	A	PTS	PIM
Meehan	6	4	5	9	2
Perreault	6	3	4	7	0
Keenan	4	1	5	6	0
Goyette	3	0	6	6	0
Shack	3	4	1	5	2
Marshall	4	4	1	5	0
Atkinson	3	1	3	4	0
Anderson	6	1	3	4	4
Schmautz	2	1	2	3	0
Watson	6	1	2	3	16
Smith	6	1	1	2	2
Barrie	6	0	2	2	6
Duff	3	1	0	1	0
Andrea	2	0	1	1	2
O'Shea	3	0	1	1	4
Talbot	3	0	1	1	0
Krake	5	0	1	1	0
Fleming	6	0	1	1	41
Pratt	6	0	1	1	19
Lagace	1	0	0	0	0
Terbenche	1	0	0	0	0
Deadmarsh	2	0	0	0	7
Inglis	2	0	0	0	0
McDonald	2	0	0	0	17
McMahon	2	0	0	0	0
Wyrozub	2	0	0	0	0
Hamilton	5	0	0	0	6
TOTALS	6	22	41	63	128

GOALIES

GOALIES	GP	GA	SO	AVG
Binkley (0-1-2)	4	7	0	2.27
Smith (0-0-2)	2	9	0	4.69
Newton (0-1-0)	1	6	0	6.00
TOTALS (0-2-4)	6	22	0	3.67

GOALIES

GOALIES	GP	GA	SO	AVG
Daley (1-0-2)	3	7	0	2.67
Crozier (1-0-2)	5	12	0	3.54
TOTALS (2-0-4)	6	19	0	3.17

INDEX

All Time Records	57, 59, 60
Amateur Draft Picks	39
Apps, Syl	8
Attendance Records	51
Binkley, Les	9
Boyer, Wally	10
Burns, Robin	11
Burrows, Dave	12
Edestrand, Darryl	13
Edwards, Roy	14
Executive Officers	3-7
Fonteyne, Val	15
Harbaruk, Nick	16
Hextall, Bryan	17
Hicke, Bill	18
Horton, Tim	19
Individual 1970-71 Highs & Lows	61
Individual Scoring Breakdown	58
Individual Scoring & Penalty Minutes 1970-71	56
Kannegiesser, Sheldon	20
Kelly, Red	4, 5
Kessel, Rick	21
Labre, Yvon	22
Leiter, Bob	23
MacDonald, Lowell	24
McCallum, Dunc	25
McCreary, Keith	26
McKenzie, Brian	27
Minor League Players	42-50
NHL All Stars & Awards	76
NHL Final Standings 1970-71	52
NHL Public Relations Directory	79
Noris, Joe	28
Penguins' 1971-72 Away Schedule	Inside Back Cover
Penguins' 1971-72 Home Schedule	Inside Front Cover
Penguins' 1970-71 Game by Game Results	53, 54
Penguins' 1971-72 Roster	40, 41
Penguins' 1970-71 Team by Team Records	52
Penguins' 1970-71 Team Records for Away Games	55
Penguins' 1970-71 Team Records for Home Games	55
Pittsburgh vs. Boston	62
1970-71 vs. Buffalo	63
vs. California	64
vs. Chicago	65
vs. Detroit	66
vs. Los Angeles	67
vs. Minnesota	68
vs. Montreal	69
vs. New York	70
vs. Philadelphia	71
vs. St. Louis	72
vs. Toronto	73
vs. Vancouver	74
Polis, Greg	29
Potter, Tad	2
Prentice, Dean	30
Pronovost, Jean	31
Road Hotels	78
Road to Stanley Cup	75
Robert, Rene	32
Rupp, Duane	33
Schinkel, Ken	34
Schock, Ron	35
Stewart, John	55
Team 1970-71 Highs & Lows	36
Watson, Bryan	61
Woytowich, Bob	37
	38

PENGUINS 1971-72 AWAY GAMES

DAY	DATE	OPPONENT	TIME
Sunday	October 10	at Buffalo	7:05*
Wednesday	October 13	at Los Angeles	11:05
Saturday	October 16	at Vancouver	8:05
Sunday	October 17	at California	10:05
Sunday	October 24	at New York	7:05
Thursday	October 28	at Minnesota	9:05
Sunday	October 31	at Detroit	8:05*
Wednesday	November 3	at California	11:05
Friday	November 5	at Vancouver	11:05
Sunday	November 7	at Chicago	8:35*
Tuesday	November 9	at St. Louis	9:05
Thursday	November 18	at Minnesota	9:05
Sunday	November 21	at Chicago	8:35
Saturday	November 27	at Montreal	8:05*
Sunday	December 5	at Boston	7:35
Sunday	December 12	at New York	7:05
Wednesday	December 15	at Toronto	8:05
Sunday	December 19	at Boston	7:35*
Wednesday	December 22	at New York	7:35
Sunday	December 26	at Philadelphia	7:05*
Wednesday	January 5	at Chicago	8:35*
Sunday	January 9	at Detroit	8:05
Thursday	January 13	at Montreal	8:05
Saturday	January 22	at St. Louis	9:05*
Sunday	January 30	at Philadelphia	8:05
Thursday	February 3	at St. Louis	9:05
Saturday	February 5	at Los Angeles	11:05
Wednesday	February 9	at Toronto	8:05*
Thursday	February 17	at Buffalo	8:05
Sunday	February 20	at Minnesota	2:35*
Wednesday	February 23	at Toronto	8:05
Sunday	February 27	at Montreal	2:05*
Sunday	March 5	at Detroit	8:05
Sunday	March 12	at Boston	7:35*
Tuesday	March 14	at Vancouver	11:05
Saturday	March 18	at Los Angeles	11:05
Sunday	March 19	at California	10:05
Sunday	March 26	at Buffalo	7:05
Saturday	April 1	at Philadelphia	8:05*

* - Televised game on WIIC-TV (channel 11)
(all times - Pittsburgh time)

1971-72 ROAD HOTELS

BOSTON

Hotel Sonesta
5 Cambridge Parkway
Cambridge, Mass. 02142
Telephone (617) 491-3600

BUFFALO

Statler Hilton
Delaware Avenue
Buffalo, New York 14202
Telephone (716) 856-1000

CHICAGO

Marriott Motor Hotel
Kennedy Expressway
Cumberland Avenue
Chicago, Illinois 60631
Telephone (312) 693-4444

DETROIT

Hotel Pontchartrain
2 Washington Boulevard
Detroit, Michigan 48226
Telephone (313) 965-0200

LOS ANGELES

Sheraton Inn/LA Airport
9750 Airport Boulevard
Los Angeles, Calif. 90045
Telephone (213) 645-4600

MINNEAPOLIS

Leamington Hotel
10th & 3rd Avenue, S.
Minneapolis, Minn. 55404
Telephone (612) 333-6161

NEW YORK

Statler Hilton
7th & W. 33rd Street
New York, New York 10001
Telephone (212) 736-5000

OAKLAND

Edgewater Hyatt House
455 Hegenberger Road
Oakland, Calif. 94621
Telephone (415) 562-6100

PHILADELPHIA

Marriott Motor Hotel
City Avenue @ Monument Road
Philadelphia, Pa. 19131
Telephone (215) 667-0200

ST. LOUIS

Stouffer's River Front Inn
200 S. 4th Street
St. Louis, Missouri 63102
Telephone (314) 241-9500

TORONTO

Royal York Hotel
100 Front Street
Toronto, Ontario
Telephone (416) 368-2511

VANCOUVER

Hotel Vancouver
900 W. Georgia Street
Vancouver, B. C.
Telephone (604) 684-3131

MONTREAL

Sheraton Mt. Royal
1455 Peese St.
Montreal, P. Q.
Telephone (514) 842-7777

NHL PUBLIC RELATIONS DIRECTORY

NATIONAL HOCKEY LEAGUE-MONTREAL

Ron Andrews
922 Sun Life Building
Montreal, Canada
Telephone (514) 866-1851

BOSTON

Herb Ralby
150 Causeway Street
Boston, Mass. 02114
Telephone (617) 227-3209

BUFFALO

Paul Wieland
Memorial Auditorium
Buffalo, New York 14202
Telephone (716) 856 7300

CHICAGO

Don Murphy
Chicago Stadium
1800 West Madison Street
Chicago, Illinois 60612
Telephone (312) 733-5300

DETROIT

Joe Vargo
Olympia Stadium
5920 Grand River at McGraw
Detroit, Michigan 48208
Telephone (313) 895-3733

LOS ANGELES

John Wolf
The Forum
3900 West Manchester Blvd.
P. O. Box 10
Inglewood, Calif, 90306
Telephone (213) 674-6000

MINNESOTA

Dick Dillman
Metropolitan Sports Center
7901 Cedar Avenue S.
Bloomington, Minnesota 55420
Telephone (612) 854-4411

MONTREAL

Roland Ricard
2313 St. Catharine St. W.
Montreal 108, Quebec
Telephone (514) 932-6131

NATIONAL HOCKEY LEAGUE-NEW YORK

Don V. Ruck
Suite 2480, Two Pennsylvania Plaza
New York, New York 10001
Telephone (212) 695-3600

NEW YORK

John Halligan, Madison Square Garden
4 Pennsylvania Plaza
New York, New York, 10001
Telephone (212) 594-6600

OAKLAND

Mark Preter
303 Hegenberger Road, Suite 203
Oakland, California 94621
Telephone (415) 635-2500

PHILADELPHIA

Joe Kadlec
The Spectrum
Pattison Place
Philadelphia, Pa. 19148
Telephone (215) 465-4500

PITTSBURGH

Terry Schiffhauer
Civic Arena
Gate No. 7
Pittsburgh, Pa. 15219
Telephone (412) 261-4010

ST. LOUIS

Alan Salomon
5700 Oakland Avenue
St. Louis, Missouri 63110
Telephone (314) 644-0900

TORONTO

Howard Starkman
Maple Leaf Gardens
60 Carlton Street
Toronto 200, Ontario
Telephone (416) 368-1641

VANCOUVER

Greg Douglas
Pacific Coliseum
Exhibition Park
Telephone (604) 254-5141

1970-71
AWARD WINNERS

STANLEY CUP MONTREAL CANADIENS
 PRINCE OF WALES TROPHY BOSTON BRUINS
 CLARENCE S. CAMPBELL BOWL CHICAGO BLACK HAWKS
 HART MEMORIAL TROPHY BOBBY ORR, BOSTON BRUINS
 CALDER MEMORIAL
 TROPHY GIL PERREAULT, BUFFALO SABRES
 JAMES NORRIS MEMORIAL
 TROPHY BOBBY ORR, BOSTON BRUINS
 ART ROSS TROPHY PHIL ESPOSITO, BOSTON BRUINS
 VEZINA TROPHY ED GIACOMIN & GILLES VILLEMURE
 NEW YORK RANGERS
 LADY BYNG MEMORIAL
 TROPHY JOHN BUCYK, BOSTON BRUINS
 BILL MASTERTON MEMORIAL
 TROPHY JEAN RATELLE, NEW YORK RANGERS

ALL STARS

FIRST TEAM

SECOND TEAM

GOAL

ED GIACOMIN, *New York* JACQUES PLANTE, *Toronto*

DEFENSE

BOBBY ORR, *Boston* BRAD PARK, *New York*
 J. C. TREMBLAY, *Montreal* PAT STAPLETON, *Chicago*

CENTER

PHIL ESPOSITO, *Boston* DAVE KEON, *Toronto*

RIGHT WING

KEN HODGE, *Boston* YVAN COURNOYER, *Montreal*

LEFT WING

JOHN BUCYK, *Boston* BOBBY HULL, *Chicago*

(SELECTED BY NATIONAL HOCKEY
 LEAGUE WRITERS' ASSOCIATION)

1970-71 PENGUIN AWARDS WINNERS



GREG POLIS
 Michel Briere Memorial Trophy
 Rookie of the Year



VAL FONTEYNE
 BILL McCracken Award
 Unsung Hero



SYL APPS
 Bill Anderson Award
 Sportsmanship & Playing Ability



BRYAN HEXTALL
 Natural Gas Companies Award
 Leading Scorer



JEAN PRONOVOST
 Hockey Hounds Award
 Player's Player



RON SCHOCK
 Max Unger Award
 Most Valuable Player

SCORING SUMMARIES PITTSBURGH VS VANCOUVER

1970-71	GP	W	L	T	PTS	GF	GA	PPG	SHG	PIM
PITTSBURGH	6	4	1	1	9	24	15	10	1	124
VANCOUVER	6	1	4	1	3	15	24	5	1	112

AT PITTSBURGH

Nov. 4	Pitt. 8(a)	Van. 3(g)
Dec. 5	Pitt. 3(a)	Van. 1(d)
Jan. 23	Pitt. 4(b)	Van. 1(f)

- (a) Binkley in goal
- (b) Smith in goal
- (i) Hoganson replaced Smith 40:00

AT VANCOUVER

Oct. 25	Pitt. 1(b)	Van. 1(d)
Jan. 16	Pitt. 4(a)	Van. 3(h)
Mar. 19	Van. 6(e)	Pitt. 4(i)

- (d) Gardner in goal
- (e) Hodge in goal
- (f) Wilson in goal
- (g) Wilson replaced Gardner 21:23
- (h) Wilson replaced Hodge 46:56

GOALS BY PERIODS

	1st	2nd	3rd	TOTAL	1st	2nd	3rd	TOTAL
PITTSBURGH	6	7	11	24	76	64	72	212
VANCOUVER	3	10	2	15	52	61	44	157

SHOTS BY PERIODS

PITTSBURGH

PLAYER	GP	G	A	PTS	PIM
Prentice	6	5	2	7	2
Hexall	6	2	5	7	10
Bathgate	6	2	4	6	6
Rupp	4	0	6	6	2
Sather	5	2	3	5	23
Woytowich	6	1	4	5	6
Pronovost	6	3	1	4	4
Boyer	5	1	3	4	2
Schinkel	4	2	1	3	0
Blackburn	5	2	1	3	2
Polis	5	2	0	2	9
Apps	1	1	1	2	0
McCallum	6	1	1	2	4
Morrison	6	0	2	2	2
Schock	6	0	2	2	7
Zaine	4	0	1	1	0
McCreary	5	0	1	1	8
Fonteyne	6	0	1	1	0
Harbaruk	6	0	1	1	27
Burns	1	0	0	0	2
Kannegiesser	1	0	0	0	2
MacDonald	1	0	0	0	0
Labre	2	0	0	0	4
Watson	3	0	0	0	2
TOTALS	6	24	40	64	124

VANCOUVER

PLAYER	GP	G	A	PTS	PIM
Kurtenbach	4	2	2	4	0
Doak	6	1	3	4	10
Tallon	6	1	3	4	2
Boudrias	6	1	2	3	0
Corrigan	6	1	2	3	4
Hall	6	1	2	3	0
Johnson	6	1	2	3	0
Paiement	6	1	2	3	15
Schmautz	1	1	1	2	0
Rizzuto	3	1	1	2	0
Maki	6	1	1	2	0
Quinn	6	1	1	2	23
Hatoum	3	1	0	1	0
Cullen	6	1	0	1	0
Seguin	3	0	1	1	2
Wilkins	5	0	1	1	6
Arbour	1	0	0	0	2
Hargreaves	1	0	0	0	19
Lunde	2	0	0	0	0
Reaume	2	0	0	0	0
Sly	2	0	0	0	0
Wiste	2	0	0	0	0
Young	2	0	0	0	4
Schella	3	0	0	0	4
Taylor	4	0	0	0	4
Popiel	6	0	0	0	15
Wilson	3	0	0	0	2
TOTALS	6	15	24	39	112

GOALIES

	GP	GA	SO	AVG
Smith (1-0-1)	3	5	0	2.14
Binkley (3-0-0)	3	7	0	2.33
Hoganson (0-1-0)	1	3	0	4.50
TOTALS (4-1-1)	6	15	0	2.50

GOALIES

	GP	GA	SO	AVG
Gardner (0-1-1)	3	7	0	2.98
Hodge (1-0-0)	2	7	0	3.92
Wilson (0-3-0)	3	10	0	5.36
TOTALS (1-4-1)	6	24	0	4.00

THE ROAD TO THE STANLEY CUP

SERIES A

Wed. Apr. 7	At Boston	Boston	3	Montreal	1
Thu. Apr. 8	At Boston	Montreal	7	Boston	5
Sat. Apr. 10	At Montreal	Montreal	3	Boston	1
Sun. Apr. 11	At Montreal	Boston	5	Montreal	2
Tue. Apr. 13	At Boston	Boston	7	Montreal	3
Thu. Apr. 15	At Montreal	Montreal	8	Boston	3
Sun. Apr. 18	At Boston	Montreal	4	Boston	2

Montreal won Series A 4 games to 3

SERIES B

Wed. Apr. 7	At New York	New York	5	Toronto	4
Thu. Apr. 8	At New York	Toronto	4	New York	1
Sat. Apr. 10	At Toronto	Toronto	3	New York	1
Sun. Apr. 11	At Toronto	New York	4	Toronto	2
Tue. Apr. 13	At New York	New York	3	Toronto	1
Thu. Apr. 15	At Toronto	New York	2	Toronto	1*

New York won Series B 4 games to 2

SERIES C

Wed. Apr. 7	At Chicago	Chicago	5	Philadelphia	2
Thu. Apr. 8	At Chicago	Chicago	6	Philadelphia	2
Sat. Apr. 10	At Philadelphia	Chicago	3	Philadelphia	2
Sun. Apr. 11	At Philadelphia	Chicago	6	Philadelphia	2

Chicago won Series C 4 games to 0

SERIES D

Wed. Apr. 7	At St. Louis	Minnesota	3	St. Louis	2
Thu. Apr. 8	At St. Louis	St. Louis	4	Minnesota	2
Sat. Apr. 10	At Minnesota	St. Louis	3	Minnesota	0
Sun. Apr. 11	At Minnesota	Minnesota	2	St. Louis	1
Tue. Apr. 13	At St. Louis	Minnesota	4	St. Louis	3
Thu. Apr. 15	At Minnesota	Minnesota	5	St. Louis	2

Minnesota won Series D 4 games to 2

SERIES E

Sun. Apr. 18	At Chicago	New York	2	Chicago	1*
Tue. Apr. 20	At Chicago	Chicago	3	New York	0
Thu. Apr. 22	At New York	New York	4	Chicago	1
Sun. Apr. 25	At New York	Chicago	7	New York	1
Tue. Apr. 27	At Chicago	Chicago	3	New York	2*
Thu. Apr. 29	At New York	New York	3	Chicago	2†
Sun. May 2	At Chicago	Chicago	4	New York	2

Chicago won Series E 4 games to 3

SERIES F

Tue. Apr. 20	At Montreal	Montreal	7	Minnesota	2
Thu. Apr. 22	At Montreal	Minnesota	6	Montreal	3
Sat. Apr. 24	At Minnesota	Montreal	6	Minnesota	3
Sun. Apr. 25	At Minnesota	Minnesota	5	Montreal	2
Tue. Apr. 27	At Montreal	Montreal	6	Minnesota	1
Thu. Apr. 29	At Minnesota	Montreal	3	Minnesota	2

Montreal won Series F 4 games to 2

SERIES G

Tue. May 4	At Chicago	Chicago	2	Montreal	1**
Thu. May 6	At Chicago	Chicago	5	Montreal	3
Sun. May 9	At Montreal	Montreal	4	Chicago	2
Tue. May 11	At Montreal	Montreal	5	Chicago	2
Thu. May 13	At Chicago	Chicago	2	Montreal	0
Sun. May 16	At Montreal	Montreal	4	Chicago	3
Tue. May 18	At Chicago	Montreal	3	Chicago	2

Montreal won Stanley Cup 4 games to 3

- * One overtime period
- ** Two overtime periods
- † Three overtime periods

SCORING SUMMARIES

PITTSBURGH VS ST. LOUIS

1970-71	GP	W	L	T	PTS	GF	GA	PPG	SHG	PIM
PITTSBURGH	6	0	3	3	3	13	16	7	2	129
ST. LOUIS	6	3	0	3	9	16	13	5	0	139

AT PITTSBURGH

Nov. 19	St. L. 1(d)	Pitt. 0(b)
Feb. 24	Pitt. 5(a)	St. L. 5(d)
Apr. 4	Pitt. 1(e)	St. L. 1(e)

- (a) Binkley in goal
- (b) Smith in goal
- (c) Newton in goal
- (f) Newton replaced Smith 18:43

AT ST. LOUIS

Dec. 11	St. L. 3(e)	Pitt. 2(b)
Feb. 5	Pitt. 2(a)	St. L. 2(e)
Apr. 3	St. L. 4(d)	Pitt. 3(c)

- (d) Wakely in goal
- (e) Hall in goal

GOALS BY PERIODS

	1st	2nd	3rd	TOTAL
PITTSBURGH	4	5	4	13
ST. LOUIS	4	5	7	16

SHOTS BY PERIODS

	1st	2nd	3rd	TOTAL
PITTSBURGH	58	52	63	173
ST. LOUIS	50	54	46	150

PITTSBURGH

PLAYER	GP	G	A	PTS	PIM
Schock	6	2	2	4	2
Boyer	4	1	2	3	2
Hextell	5	1	2	3	22
Prentice	4	2	0	2	2
McCreary	6	2	0	2	6
Apps	4	1	1	2	7
Polis	4	1	1	2	0
Fonteyne	6	1	1	2	0
Harbaruk	6	1	1	2	8
Pronovost	6	1	1	2	2
Rupp	5	0	2	2	8
Schinkel	5	0	2	2	0
Bathgate	6	0	2	2	7
McCallum	6	0	2	2	9
Labre	1	0	1	1	0
Kannegiesser	3	0	1	1	6
Burns	2	0	0	0	0
Stewart	2	0	0	0	0
Sather	2	0	0	0	0
Watson	2	0	0	0	4
Zaine	3	0	0	0	7
Blackburn	5	0	0	0	4
Morrison	6	0	0	0	2
Woytowich	6	0	0	0	0
Smith	4	0	0	0	29
Newton	2	0	0	0	2

TOTALS 6 13 21 34 129

ST. LOUIS

PLAYER	GP	G	A	PTS	PIM
Unger	3	3	1	4	4
St. Marseille	6	3	1	4	4
Ecclestone	3	2	2	4	0
Berenson	3	1	3	4	0
Connelly	3	0	4	4	0
Lorentz	6	0	3	3	4
McCreary	4	0	2	2	0
Brewer	3	1	1	2	11
Bennett	2	2	0	2	0
Bordeleau	6	2	0	2	2
Bo. Plager	5	0	2	2	32
Roberts	6	0	2	2	4
Sabourin	3	1	0	1	2
Sutherland	4	1	0	1	0
Picard	4	0	1	1	13
Morrison	5	0	1	1	2
McDonald	1	0	0	0	0
Dennis	2	0	0	0	0
Bi. Plager	2	0	0	0	2
Wall	2	0	0	0	0
A. Arbour	3	0	0	0	0
Huck	3	0	0	0	2
J. Arbour	4	0	0	0	11
Crisp	4	0	0	0	0
Selby	4	0	0	0	4
Cameron	6	0	0	0	34
Ba. Plager	6	0	0	0	2
Bench					2

TOTALS 6 16 23 39 139

GOALIES

GOALIES	GP	GA	SO	AVG
Smith (0-2-0)	3	4	0	1.73
Binkley (0-0-2)	2	7	0	3.50
Newton (0-1-1)	2	5	0	5.94
TOTALS (0-3-3)	6	16	0	2.67

GOALIES

GOALIES	GP	GA	SO	AVG
Hall (1-0-2)	3	5	0	1.67
Wakely (2-0-1)	3	8	1	2.67
TOTALS (3-0-3)	6	13	1	2.17

SCORING SUMMARIES

PITTSBURGH VS TORONTO

1970-71	GP	W	L	T	PTS	GF	GA	PPG	SHG	PIM
PITTSBURGH	6	2	3	1	5	18	18	7	0	51
TORONTO	6	3	2	1	7	18	18	2	2	55

AT PITTSBURGH

Dec. 8	Pitt. 4(b)	Tor. 0(d)
Dec. 16	Tor. 4(d)	Pitt. 2(a)
Jan. 27	Pitt. 3(a)	Tor. 1(d)

- (a) Binkley in goal
- (b) Smith in goal

AT TORONTO

Nov. 24	Pitt. 4(a)	Tor. 4(d)
Jan. 9	Tor. 5(d)	Pitt. 2(b)
Feb. 17	Tor. 4(e)	Pitt. 3(b)

- (d) Plante in goal
- (e) Parent in goal

GOALS BY PERIODS

	1st	2nd	3rd	TOTAL
PITTSBURGH	3	8	7	18
TORONTO	6	5	7	18

SHOTS BY PERIODS

	1st	2nd	3rd	TOTAL
PITTSBURGH	76	70	70	216
TORONTO	63	73	49	185

PITTSBURGH

PLAYER	GP	G	A	PTS	PIM
Boyer	6	2	4	6	11
Polis	6	2	4	6	4
Pronovost	6	2	3	5	0
Schock	5	1	2	3	0
Bathgate	6	1	2	3	0
Hextall	6	1	2	3	2
Woytowich	6	1	2	3	0
Rupp	4	0	3	3	2
Schinkel	3	2	0	2	0
McCreary	5	2	0	2	0
Apps	2	1	1	2	0
McCallum	6	1	1	2	10
Harbaruk	6	0	2	2	2
Watson	4	1	0	1	2
Blackburn	5	1	0	1	2
Prentice	4	0	1	1	0
Fonteyne	6	0	1	1	0
Kessell	1	0	0	0	2
MacDonald	1	0	0	0	0
Labre	3	0	0	0	6
Zaine	3	0	0	0	0
Sather	4	0	0	0	4
Morrison	6	0	0	0	2
Bench					2

TOTALS 6 18 28 46 51

TORONTO

PLAYER	GP	G	A	PTS	PIM
Keon	6	4	3	7	0
Henderson	6	0	6	6	4
Ullman	6	6	3	5	2
MacMillan	6	4	0	4	2
Spencer	3	3	1	4	4
Armstrong	6	0	4	4	0
Baun	6	1	2	3	2
McKenny	6	0	3	3	4
Monahan	6	0	3	3	6
Dorey	5	1	1	2	4
Ley	6	1	1	2	6
Sittler	4	0	2	2	2
Harrison	6	0	2	2	11
Pelyk	6	0	2	2	6
Trottier	5	1	0	1	0
Ellis	6	1	0	1	2
Brindley	1	0	0	0	0
Dupere	1	0	0	0	0
Walton	1	0	0	0	0
Glennie	2	0	0	0	0

TOTALS 6 18 33 51 55

GOALIES

GOALIES	GP	GA	SO	AVG
Binkley (1-1-1)	3	9	0	3.00
Smith (1-2-0)	3	9	1	3.00
TOTALS (2-3-1)	6	18	1	3.00

GOALIES

GOALIES	GP	GA	SO	AVG
Plante (2-2-1)	5	14(1)	0	2.80
Parent (1-0-0)	1	3	0	3.00
TOTALS (3-2-1)	6	18	0	3.00

SCORING SUMMARIES PITTSBURGH VS NEW YORK

1970-71	GP	W	L	T	PTS	GF	GA	PPG	SHG	PIM
PITTSBURGH	6	0	5	1	1	7	24	2	0	68
NEW YORK	6	5	0	1	11	24	7	5	0	84

AT PITTSBURGH

Jan. 2	N.Y. 3(e)	Pitt. 1(b)
Feb. 20	N.Y. 2(d)	Pitt. 0(b)
Feb. 27	N.Y. 4(d)	Pitt. 0(a)

- (a) Binkley in goal
(b) Smith in goal

AT NEW YORK

Nov. 11	Pitt. 3(b)	N.Y. 1(d)
Nov. 29	N.Y. 6(d)	Pitt. 2(b)
Dec. 23	N.Y. 6(e)	Pitt. 1(b)

- (d) Giacomini in goal
(e) Villemure in goal

GOALS BY PERIODS

	1st	2nd	3rd	TOTAL	1st	2nd	3rd	TOTAL
PITTSBURGH	1	3	3	7	47	68	77	192
NEW YORK	9	8	7	24	69	64	63	194

SHOTS BY PERIODS

PITTSBURGH

PLAYER	GP	G	A	PTS	PIM
McCreary	5	2	2	4	2
Harbaruk	6	2	0	2	17
Schinkel	2	1	1	2	2
Schock	5	0	2	2	0
Bathgate	6	0	2	2	0
Hextall	6	0	2	2	8
Boyer	6	1	0	1	2
Pronovost	6	1	0	1	0
Rupp	5	0	1	1	2
McCallum	6	0	1	1	6
Polis	6	0	1	1	2
Woytowich	6	0	1	1	2
Cardwell	1	0	0	0	2
Kannegiesser	1	0	0	0	6
Kessell	1	0	0	0	0
Apps	2	0	0	0	2
Labre	2	0	0	0	0
Zaine	2	0	0	0	0
Blackburn	4	0	0	0	2
Sather	4	0	0	0	9
Watson	4	0	0	0	4
Fonteyne	5	0	0	0	0
Morrison	6	0	0	0	0
Prentice	6	0	0	0	0
TOTALS	6	7	13	20	68

NEW YORK

PLAYER	GP	G	A	PTS	PIM
Ratelle	6	3	6	9	2
Park	6	1	7	8	37
Gilbert	6	2	4	6	4
Hadfield	4	2	3	5	0
Stemkowski	6	2	3	5	13
Tkaczuk	6	2	3	5	6
Irvine	6	3	1	4	2
Neilson	6	3	1	4	4
Balon	6	2	1	3	0
A. Brown	4	1	2	3	0
Egers	5	1	2	3	0
Horton	6	0	3	3	6
MacGregor	2	1	1	2	0
Apps	4	1	0	1	0
Fairbairn	3	0	1	1	0
Nevin	6	0	1	1	0
Seiling	6	0	1	1	2
Stewart	6	0	1	1	0
Robitaille	1	0	0	0	0
L. Brown	2	0	0	0	0
Sather	2	0	0	0	4
Krulichki	3	0	0	0	4
TOTALS	6	24	41	65	84

GOALIES

GP	GA	SO	AVG
Smith (0-4-1)	5	20	0 4.00
Binkley (0-1-0)	1	4	0 4.00
TOTALS (0-5-1)	6	24	0 4.00

GOALIES

GP	GA	SO	AVG
Villemure (2-0-0)	2	2	0 1.00
Giacomini (3-0-1)	4	5	2 1.25
TOTALS (5-0-1)	6	7	2 1.17

SCORING SUMMARIES PITTSBURGH VS PHILADELPHIA

1970-71	GP	W	L	T	PTS	GF	GA	PPG	SHG	PIM
PITTSBURGH	6	1	3	2	4	13	15	1	0	107
PHILADELPHIA	6	3	1	2	8	15	13	2	0	137

AT PITTSBURGH

Oct. 17	Pitt. 0(a)	Phil. 0(d)
Feb. 10	Pitt. 5(a)	Phil. 3(e)
Mar. 10	Pitt. 2(b)	Phil. 2(f)

- (a) Binkley in goal
(b) Smith in goal
(c) Newton in goal

AT PHILADELPHIA

Nov. 1	Phil. 3(d)	Pitt. 2(a)
Jan. 6	Phil. 4(d)	Pitt. 3(b)
Mar. 28	Phil. 3(e)	Pitt. 1(c)

- (d) Parent in goal
(e) Gamble in goal
(f) Favell in goal

GOALS BY PERIODS

	1st	2nd	3rd	TOTAL	1st	2nd	3rd	TOTAL
PITTSBURGH	6	5	2	13	67	66	61	194
PHILADELPHIA	7	2	6	15	67	60	55	182

SHOTS BY PERIODS

PITTSBURGH

PLAYER	GP	G	A	PTS	PIM
Polis	3	2	1	3	4
Boyer	5	1	2	3	2
Pronovost	6	1	2	3	6
Morrison	5	0	3	3	0
Zaine	3	2	0	2	2
McCreary	4	1	1	2	2
Hextall	6	1	1	2	15
McCallum	6	1	1	2	9
Schock	6	1	1	2	0
Apps	3	0	2	2	4
Watson	3	0	2	2	0
Bathgate	6	0	2	2	6
Sather	3	1	0	1	23
Blackburn	5	1	0	1	10
Harbaruk	6	1	0	1	9
Stewart	2	0	1	1	2
Schinkel	4	0	1	1	0
Burns	1	0	0	0	0
Labre	1	0	0	0	0
Kannegiesser	2	0	0	0	7
Rupp	5	0	0	0	0
Fonteyne	6	0	0	0	0
Prentice	6	0	0	0	2
Woytowich	6	0	0	0	2
Newton	1	0	0	0	2
TOTALS	6	13	20	33	107

PHILADELPHIA

PLAYER	GP	G	A	PTS	PIM
Clarke	6	4	4	8	2
Gendron	6	3	2	5	2
Dornhoefer	5	2	3	5	22
Lacroix	6	1	4	5	2
Schmaltz	3	1	2	3	0
Kelly	6	0	3	3	9
Hale	5	1	1	2	2
Bernier	6	1	1	2	35
Lesuk	6	1	1	2	4
Johnson	4	0	2	2	0
Nolet	5	1	0	1	4
MacLeish	3	0	1	1	9
Van Impe	5	0	1	1	6
Sutherland	1	0	0	0	0
Heiskala	2	0	0	0	6
Hughes	4	0	0	0	9
Watson	4	0	0	0	0
Ashbee	5	0	0	0	4
L. Hillman	5	0	0	0	2
W. Hillman	5	0	0	0	2
Peters	5	0	0	0	15
Morrison	6	0	0	0	2
TOTALS	6	15	25	40	137

GOALIES

GP	GA	SO	AVG
Binkley (1-1-1)	3	6	1 2.00
Newton (0-1-0)	1	3	0 3.00
Smith (0-1-1)	2	6	0 3.00
TOTALS (1-3-2)	6	15	1 2.50

GOALIES

GP	GA	SO	AVG
Parent (2-0-1)	3	5	1 1.67
Favell (0-0-1)	1	2	0 2.00
Gamble (1-1-0)	2	6	0 3.00
TOTALS (3-1-2)	6	13	1 2.17

SCORING SUMMARIES PITTSBURGH VS MINNESOTA

1970-71	GP	W	L	T	PTS	GF	GA	PPG	SHG	PIM
PITTSBURGH	6	1	3	2	4	12	13	3	0	64
MINNESOTA	6	3	1	2	8	13	12	2	1	100

AT PITTSBURGH

Dec. 12	Min. 1(d)	Pitt. 0(a)
Dec. 31	Pitt. 4(b)	Min. 1(f)
Mar. 13	Pitt. 0(b)	Min. 0(d)

- (a) Binkley in goal
- (b) Smith in goal
- (c) Smith replaced Binkley 10:10

AT MINNESOTA

Oct. 15	Min. 4(d)	Pitt. 2(b)
Dec. 9	Pitt. 2(b)	Min. 2(e)
Feb. 14	Min. 5(d)	Pitt. 4(g)

- (d) Maniago in goal
- (e) Worsley in goal
- (f) Gilbert replaced Maniago 40:00

GOALS BY PERIODS

	1st	2nd	3rd	TOTAL
PITTSBURGH	6	6	0	12
MINNESOTA	4	4	5	13

SHOTS BY PERIODS

	1st	2nd	3rd	TOTAL
PITTSBURGH	73	57	53	183
MINNESOTA	68	58	65	191

PITTSBURGH

PLAYER	GP	G	A	PTS	PIM
McCreary	5	3	1	4	2
Bathgate	5	2	2	4	4
Prentice	5	2	1	3	2
Boyer	6	1	2	3	2
Hextall	6	1	2	3	8
Zaine	3	0	2	2	0
Blackburn	6	0	2	2	6
Pronovost	6	0	2	2	0
Apps	2	1	0	1	2
Schinkel	4	1	0	1	4
Fonteyne	6	1	0	1	0
Polis	4	0	1	1	0
Schock	4	0	1	1	5
Watson	4	0	1	1	11
Harbaruk	6	0	1	1	6
McCallum	6	0	1	1	12
Woytowich	6	0	1	1	0
Burns	1	0	0	0	0
Kannegiesser	1	0	0	0	0
Kessel	1	0	0	0	0
Labre	1	0	0	0	0
MacDonald	1	0	0	0	0
Stewart	2	0	0	0	0
Sather	3	0	0	0	0
Morrison	5	0	0	0	0
Rupp	5	0	0	0	0
TOTALS	6	12	20	32	64

MINNESOTA

PLAYER	GP	G	A	PTS	PIM
Parise	4	2	3	5	9
Goldsworthy	6	1	4	5	4
Drouin	6	1	3	4	20
McKechnie	3	3	0	3	22
Grant	6	2	1	3	0
Barrett	5	0	3	3	0
Nanne	4	1	1	2	2
Harris	6	0	2	2	12
Labossiere	2	1	0	1	0
Harvey	4	1	0	1	2
O'Shea	5	1	0	1	2
Seguin	1	0	1	1	2
Gibbs	6	0	1	1	17
Barlow	1	0	0	0	0
Beaudin	1	0	0	0	0
Geldart	1	0	0	0	0
Hampson	1	0	0	0	0
Heindl	1	0	0	0	0
Lawson	1	0	0	0	0
Mohns	1	0	0	0	0
Redmond	1	0	0	0	0
Williams	3	0	0	0	0
Oliver	4	0	0	0	0
Reid	5	0	0	0	8
Burns	6	0	0	0	0
Rousseau	6	0	0	0	0
TOTALS	6	13	19	32	100

GOALIES

	GP	GA	SO	AVG
Smith (1-2-2)	5	9	1	1.86
Binkley (0-1-0)	2	4	0	3.43
TOTALS (1-3-2)	6	13	1	2.17

GOALIES

	GP	GA	SO	AVG
Gilbert (0-0-0)	1	0	0	0.00
Maniago (3-1-1)	5	10	2	2.00
Worsley (0-0-1)	1	2	0	2.00
TOTALS (3-1-2)	6	12	2	2.00

SCORING SUMMARIES PITTSBURGH VS MONTREAL

1970-71	GP	W	L	T	PTS	GF	GA	PPG	SHG	PIM
PITTSBURGH	6	1	3	2	4	13	20	1	0	95
MONTREAL	6	3	1	2	8	20	13	4	1	119

AT PITTSBURGH

Dec. 2	Pitt. 3(a)	Mtl. 3(d)
Mar. 3	Pitt. 4(a)	Mtl. 0(d)
Mar. 14	Mtl. 5(f)	Pitt. 1(b)

- (a) Binkley in goal
- (b) Smith in goal

AT MONTREAL

Nov. 28	Mtl. 5(e)	Pitt. 1(a)
Dec. 30	Pitt. 3(b)	Mtl. 3(e)
Feb. 9	Mtl. 4(d)	Pitt. 1(b)

- (d) Vachon in goal
- (e) Myre in goal
- (f) K. Dryden in goal

GOALS BY PERIODS

	1st	2nd	3rd	TOTAL
PITTSBURGH	4	8	1	13
MONTREAL	5	8	7	20

SHOTS BY PERIODS

	1st	2nd	3rd	TOTAL
PITTSBURGH	69	75	54	188
MONTREAL	49	62	65	176

PITTSBURGH

PLAYER	GP	G	A	PTS	PIM
Pronovost	6	2	4	6	2
McCallum	6	1	4	5	4
Schinkel	4	2	1	3	0
Polis	5	1	3	4	0
Harbaruk	6	1	1	2	6
Prentice	6	1	1	2	0
Schock	6	1	1	2	0
Apps	3	0	2	2	0
Woytowich	6	0	2	2	2
Stewart	1	1	0	1	0
Sather	3	1	0	1	5
McCreary	4	1	0	1	2
Hextall	6	1	0	1	4
Cardwell	1	0	1	1	2
Morrison	4	0	1	1	4
Boyer	5	0	1	1	5
Rupp	5	0	1	1	2
MacDonald	1	0	0	0	0
Burns	2	0	0	0	0
Kannegiesser	2	0	0	0	6
Labre	2	0	0	0	0
Zaine	2	0	0	0	2
Watson	3	0	0	0	28
Fonteyne	4	0	0	0	0
Blackburn	5	0	0	0	14
Bathgate	6	0	0	0	0
Smith	3	0	0	0	5
Bench					2
TOTALS	6	13	23	36	95

MONTREAL

PLAYER	GP	G	A	PTS	PIM
Cournoyer	6	3	6	9	0
P. Mahovlich	6	3	3	6	12
Lemaire	6	2	4	6	2
Tardif	6	3	2	5	12
Richard	6	1	2	3	2
Tremblay	6	1	2	3	0
Laperrriere	3	0	3	3	0
Larose	5	2	0	2	22
Lapointe	6	2	0	2	8
F. Mahovlich	3	1	1	2	0
Beliveau	4	1	1	2	0
Pleau	1	0	2	2	0
Ferguson	6	0	2	2	16
Collins	3	1	0	1	4
Redmond	3	0	1	1	4
Rochefort	4	0	1	1	0
Harper	6	0	1	1	8
Houle	6	0	1	1	4
Backstrom	1	0	0	0	0
Roberto	3	0	0	0	8
Savard	3	0	0	0	2
Sheehan	3	0	0	0	0
Bouchard	4	0	0	0	8
Myre	2	0	0	0	5
Bench					2
TOTALS	6	20	32	53	119

GOALIES

	GP	GA	SO	AVG
Binkley (1-1-1)	3	8	1	2.67
Smith (0-2-1)	3	12	0	4.00
TOTALS (1-3-2)	6	20	1	3.33

GOALIES

	GP	GA	SO	AVG
Dryden (1-0-0)	1	1	0	1.00
Myre (1-0-1)	2	4	0	2.00
Vachon (1-1-1)	3	8	0	2.67
TOTALS (3-1-2)	6	13	0	2.17

SCORING SUMMARIES PITTSBURGH VS DETROIT

1970-71	GP	W	L	T	PTS	GF	GA	PPG	SHG	PIM
PITTSBURGH	6	3	1	2	8	30	13	8	0	89
DETROIT	6	1	3	2	4	13	30	3	1	87

AT PITTSBURGH

Nov. 21	Pitt. 6(b)	Det. 1(e)
Dec. 19	Pitt. 9(b)	Det. 1(f)
Mar. 24	Pitt. 8(c)	Det. 2(e)

- (a) Binkley in goal
- (b) Smith in goal
- (c) Newton in goal

AT DETROIT

Nov. 8	Pitt. 3(a)	Det. 3(d)
Jan. 14	Pitt. 2(a)	Det. 2(d)
Feb. 28	Det. 4(d)	Pitt. 2(b)

- (d) Edwards in goal
- (e) Rutherford in goal
- (f) McLeod in goal

GOALS BY PERIODS

	1st	2nd	3rd	TOTAL
PITTSBURGH	7	8	15	30
DETROIT	2	8	3	13

SHOTS BY PERIODS

	1st	2nd	3rd	TOTAL
PITTSBURGH	58	41	81	180
DETROIT	63	66	60	189

PITTSBURGH

PLAYER	GP	G	A	PTS	PIM
Rupp	5	4	7	11	2
Pronovost	6	6	4	10	6
Bathgate	6	2	5	7	7
McCreary	3	4	2	6	0
Apps	2	0	5	5	0
Schinkel	4	2	2	4	0
Hextall	5	2	2	4	11
Prentice	5	2	2	4	2
Boyer	5	0	4	4	0
Sather	4	3	0	3	9
Polis	5	3	0	3	0
Schock	5	1	2	3	2
McCallum	5	0	3	3	4
Watson	4	1	1	2	15
Morrison	6	0	2	2	0
Woytowich	6	0	2	2	0
Kessell	1	0	1	1	0
Kannegiesser	2	0	1	1	2
Fonteyne	6	0	1	1	0
Cardwell	1	0	0	0	9
Labre	1	0	0	0	0
MacDonald	1	0	0	0	0
Stewart	1	0	0	0	0
Zaine	3	0	0	0	0
Blackburn	4	0	0	0	4
Harbaruk	6	0	0	0	14
Bench					2
TOTALS	6	30	46	76	89

GOALIES

GOALIES	GP	GA	SO	AVG
Smith (2-1-0)	3	6	0	2.00
Newton (1-0-0)	1	2	0	2.00
Binkley (0-0-2)	2	5	0	2.50
TOTALS (3-1-2)	6	13	0	2.17

DETROIT

PLAYER	GP	G	A	PTS	PIM
Webster	6	2	4	6	2
Unger	4	2	0	2	7
Robitaille	2	1	1	2	6
MacGregor	4	1	1	2	0
Luce	5	1	1	2	2
Ecclestone	2	0	2	2	0
Collins	3	0	2	2	4
Connelly	4	0	2	2	0
Bergman	5	0	2	2	10
Charron	2	1	0	1	2
Miller	2	1	0	1	0
Dea	3	1	0	1	0
Lajeunesse	4	1	0	1	4
Howe	5	1	0	1	6
Libett	6	1	0	1	0
Berenson	2	0	1	1	0
A. Brown	2	0	1	1	2
Karlander	2	0	1	1	5
Mahovich	3	0	1	1	0
Redmond	3	0	1	1	5
Delvecchio	6	0	1	1	0
Falkenberg	1	0	0	0	0
Krulichki	1	0	0	0	0
Niekamp	1	0	0	0	0
Monteith	2	0	0	0	0
Shires	2	0	0	0	4
L. Brown	4	0	0	0	0
Harris	4	0	0	0	4
Leclerc	4	0	0	0	0
Rolfe	4	0	0	0	4
Hart	6	0	0	0	20
TOTALS	6	13	21	34	87

GOALIES

GOALIES	GP	GA	SO	AVG
Edwards (1-0-2)	3	7	0	2.33
Rutherford (0-2-0)	2	14	0	7.00
McLeod (0-1-0)	1	8(1)	0	8.00
TOTALS (1-3-2)	6	30	0	5.00

SCORING SUMMARIES PITTSBURGH VS LOS ANGELES

1970-71	GP	W	L	T	PTS	GF	GA	PPG	SHG	PIM
PITTSBURGH	6	2	4	0	4	18	26	2	0	53
LOS ANGELES	6	4	2	0	8	26	18	5	2	55

AT PITTSBURGH

Oct. 28	Pitt. 5(b)	L.A. 3(d)
Nov. 10	L.A. 5(e)	Pitt. 1(a)
Jan. 13	Pitt. 4(b)	L.A. 2(d)

- (a) Binkley in goal
- (b) Smith in goal
- (f) Smith replaced Binkley 54:38
- (g) Smith replaced Hoganson 17:39

AT LOS ANGELES

Oct. 21	L.A. 4(d)	Pitt. 2(f)
Jan. 21	L.A. 4(d)	Pitt. 2(b)
Mar. 20	L.A. 8(e)	Pitt. 4(g)

- (d) Dejordy in goal
- (e) Norris in goal

GOALS BY PERIODS

	1st	2nd	3rd	TOTAL
PITTSBURGH	8	5	5	18
LOS ANGELES	9	8	9	26

SHOTS BY PERIODS

	1st	2nd	3rd	TOTAL
PITTSBURGH	73	65	63	201
LOS ANGELES	59	62	59	180

PITTSBURGH

PLAYER	GP	G	A	PTS	PIM
Schock	6	3	4	7	0
Schinkel	4	3	2	5	0
Prentice	5	3	2	5	0
Harbaruk	6	2	3	5	4
Bathgate	6	3	1	4	2
Polis	5	2	2	4	5
Hextall	6	0	3	3	6
Boyer	5	0	2	2	0
McCallum	6	0	2	2	4
Pronovost	6	0	2	2	2
Woytowich	6	0	2	2	4
Stewart	1	1	0	1	0
McCreary	3	1	0	1	0
MacDonald	2	0	1	1	0
Rupp	4	0	1	1	0
Morrison	5	0	1	1	2
Fonteyne	6	0	1	1	0
Apps	1	0	0	0	0
Kannegiesser	1	0	0	0	0
Labre	1	0	0	0	0
Zaine	3	0	0	0	2
Watson	4	0	0	0	10
Sather	5	0	0	0	6
Blackburn	6	0	0	0	6
TOTALS	6	18	29	47	53

LOS ANGELES

PLAYER	GP	G	A	PTS	PIM
Pulford	4	3	5	8	0
Price	5	0	7	7	2
Lonsberry	6	4	2	6	6
Flett	5	2	4	6	2
Berry	6	2	4	6	4
Joyal	6	3	2	5	4
Labossiere	5	1	3	4	4
Widing	6	1	3	4	4
Byers	5	2	1	3	0
Mickey	6	1	2	3	2
Backstrom	1	1	1	2	0
Howell	1	1	1	2	0
McDonough	1	1	1	2	0
Cahan	4	1	1	2	2
Marotte	6	1	1	2	10
Curtis	4	0	2	2	0
Ravlich	6	0	2	2	5
Duff	1	1	0	1	0
Grenier	5	1	0	1	2
Goring	2	0	1	1	0
Robinson	5	0	1	1	0
Shack	1	0	0	0	0
Lemieux	3	0	0	0	2
Hoganson	5	0	0	0	4
Bench					2
TOTALS	6	26	44	70	55

GOALIES

GOALIES	GP	GA	SO	AVG
Smith (2-2-0)	5	13	0	3.42
Binkley (0-2-0)	2	9	0	4.69
Hoganson (0-0-0)	1	4	0	14.12
TOTALS (2-4-0)	6	26	0	4.33

GOALIES

GOALIES	GP	GA	SO	AVG
Norris (2-0-0)	2	5	0	2.50
Dejordy (2-2-0)	4	13	0	3.25
TOTALS (4-2-0)	6	18	0	3.00

SCORING SUMMARY PITTSBURGH VS CALIFORNIA

1970-71	GP	W	L	T	PTS	GF	GA	PPG	SHG	PIM
PITTSBURGH	6	4	1	1	9	24	13	4	1	87
CALIFORNIA	6	1	4	1	3	13	24	3	0	85

AT PITTSBURGH

Nov. 14	Pitt. 6(b)	Calf. 1(f)
Feb. 3	Pitt. 6(a)	Calf. 1(d)
Mar. 7	Pitt. 3(b)	Calf. 3(d)

- (a) Binkley in goal
- (b) A. Smith in goal
- (c) Binkley replaced A. Smith 26:42

AT CALIFORNIA

Oct. 23	Pitt. 3(e)	Calf. 1(d)
Jan. 20	Pitt. 4(a)	Calf. 2(d)
Mar. 17	Calf. 5(d)	Pitt. 2(b)

- (d) G. Smith in goal
- (e) Sneddon replaced G. Smith 35:48

GOALS BY PERIODS

	1st	2nd	3rd	TOTAL
PITTSBURGH	3	9	12	24
CALIFORNIA	3	6	4	13

SHOTS BY PERIODS

	1st	2nd	3rd	TOTAL
PITTSBURGH	61	86	82	219
CALIFORNIA	49	58	51	158

PITTSBURGH

PLAYER	GP	G	A	PTS	PIM
Hexhall	6	3	3	6	8
Schock	6	3	2	5	0
Schinkel	3	2	3	5	0
Pronovost	6	2	2	4	2
Woytowich	6	2	2	4	6
Prentice	6	1	3	4	2
Apps	3	2	1	3	0
Harbaruk	6	2	1	3	9
McCallum	6	1	2	3	13
Zaine	3	2	0	2	4
Boyer	5	1	1	2	2
McCreary	5	1	1	2	0
Bathgate	6	1	1	2	0
Burns	1	0	2	2	0
Rupp	4	0	2	2	2
Fonteyne	6	0	2	2	0
Polis	4	1	0	1	5
Blackburn	5	0	1	1	0
Morrison	6	0	1	1	14
Cardwell	1	0	0	0	0
Kannegiesser	2	0	0	0	0
Labre	2	0	0	0	0
Stewart	2	0	0	0	2
Watson	2	0	0	0	11
Sather	3	0	0	0	2
A. Smith	4	0	0	0	5
TOTALS	6	24	30	54	87

CALIFORNIA

PLAYER	GP	G	A	PTS	PIM
E. Hicke	6	1	5	6	4
Ehman	6	3	1	4	2
Williams	2	0	4	4	0
Croteau	5	1	2	3	2
Hexhall	6	1	2	3	32
Stackhouse	6	1	2	3	2
Hampson	4	1	1	2	0
Jarrett	6	1	1	2	0
Hardy	3	0	2	2	4
Muloin	5	0	2	2	0
Andrea	1	1	0	1	0
Marshall	3	1	0	1	4
Featherstone	6	1	0	1	7
Roberts	6	1	0	1	4
Ferguson	2	0	1	1	0
Redmond	1	0	0	0	0
Laughton	2	0	0	0	0
O'Donoghue	2	0	0	0	0
Vadnais	2	0	0	0	18
Howell	3	0	0	0	0
Ingarfield	3	0	0	0	0
B. Hicke	5	0	0	0	2
Mattiussi	6	0	0	0	2
G. Smith	6	0	0	0	2
TOTALS	6	13	23	36	85

GOALIES

	GP	GA	SO	AVG
Binkley (3-0-0)	3	4	0	1.63
A. Smith (1-1-1)	4	9	0	2.61
TOTALS (4-1-1)	6	13	0	2.17

GOALIES

	GP	GA	SO	AVG
Sneddon (0-0-0)	1	1	0	2.50
G. Smith (1-4-1)	6	22(1)	0	3.93
TOTALS (1-4-1)	6	24	0	4.00

SCORING SUMMARIES PITTSBURGH VS CHICAGO

1970-71	GP	W	L	T	PTS	GF	GA	PPG	SHG	PIM
PITTSBURGH	6	2	4	0	4	12	17	5	1	58
CHICAGO	6	4	2	0	8	17	12	1	0	67

AT PITTSBURGH

Oct. 31	Chi. 5(d)	Pitt. 2(b)
Jan. 30	Pitt. 3(a)	Chi. 1(d)
Feb. 13	Pitt. 5(a)	Chi. 4(e)

- (a) Binkley in goal
- (b) Smith in goal

AT CHICAGO

Dec. 20	Chi. 2(e)	Pitt. 1(b)
Jan. 28	Chi. 4(e)	Pitt. 1(b)
Feb. 7	Chi. 1(e)	Pitt. 0(a)

- (d) Desjardins in goal
- (e) Esposito in goal

GOALS BY PERIODS

	1st	2nd	3rd	TOTAL
PITTSBURGH	6	3	3	12
CHICAGO	7	2	8	17

SHOTS BY PERIODS

	1st	2nd	3rd	TOTAL
PITTSBURGH	52	63	59	174
CHICAGO	54	59	65	178

PITTSBURGH

PLAYER	GP	G	A	PTS	PIM
Apps	4	2	2	4	4
Hexhall	6	0	4	4	8
Bathgate	6	1	2	3	2
Polis	6	1	2	3	5
Boyer	6	0	3	3	2
Fonteyne	6	2	0	2	0
Schock	5	1	1	2	0
Harbaruk	6	1	1	2	4
Pronovost	6	1	1	2	2
Woytowich	6	0	2	2	2
Labre	4	1	0	1	7
McCreary	5	1	0	1	0
Prentice	5	1	0	1	4
Schinkel	2	0	1	1	2
Zaine	4	0	1	1	2
Kessell	1	0	0	0	0
MacDonald	1	0	0	0	0
Rupp	2	0	0	0	0
Sather	2	0	0	0	0
Watson	2	0	0	0	4
Blackburn	6	0	0	0	2
McCallum	6	0	0	0	6
Morrison	6	0	0	0	0
Smith	3	0	0	0	2
TOTALS	6	12	20	32	58

CHICAGO

PLAYER	GP	G	A	PTS	PIM
B. Hull	6	3	3	6	2
D. Hull	6	3	2	5	0
Pappin	4	3	1	4	0
Campbell	6	1	3	4	2
Mikita	6	1	3	4	11
Stapleton	6	0	4	4	2
Nesterenko	6	2	1	3	0
Mohns	5	1	2	3	8
Koroll	6	1	1	2	2
Maki	4	0	2	2	0
Angotti	4	0	2	2	2
Magnuson	5	0	2	2	12
Martin	5	1	0	1	0
Maloney	6	1	0	1	6
Esposito	4	0	1	1	0
Shmyr	4	0	1	1	2
Pinder	6	0	1	1	0
Romanchyk	1	0	0	0	0
Korab	3	0	0	0	0
Jarrett	5	0	0	0	2
White	5	0	0	0	12
Bench					4
TOTALS	5	17	29	46	67

GOALIES

	GP	GA	SO	AVG
Binkley (2-1-0)	3	6	0	2.00
Smith (0-3-0)	3	11	0	3.67
TOTALS (2-4-0)	6	17	0	2.83

GOALIES

	GP	GA	SO	AVG
Esposito (3-1-0)	4	7	1	1.75
Desjardins (1-1-0)	2	5	0	2.50
TOTALS (4-2-0)	6	12	1	2.00