

Anaheim Ducks Account Manager How-To Guide



AnaheimDucks.com

HondaCenter.com

Contact Us

Sign In 

WELCOME TO THE ANAHEIM DUCKS ACCOUNT MANAGER

In the Anaheim Ducks Account Manager you can manage your tickets quickly and easily.

Manage all tickets at a glance:

- Transfer Mobile Tickets from Your Account*
- Resell your Tickets**
- Pay Your Invoices Online
- Take advantage of your Orange Alliance Ticket Donation Program - COMING SOON!

All-Event Suite and Club members will use the same Account Manager to manage their Honda Center event tickets and parking

*Premium Seat Members may transfer mobile tickets for all Honda Center events

**Annual Club Seat Members may resell Ducks tickets; resale of other Honda Center events is not available

To access your mobile tickets be sure to download the NHL Mobile App from your smart phone or mobile device

[ANAHEIM DUCKS ACCOUNT MANAGER GUIDE](#)

[ANAHEIM DUCKS TERMS & CONDITIONS](#)

Consistent with State of California guidelines, by attending an event at Honda Center, guests are self-attesting that they are fully vaccinated or received a negative COVID-19 test within 72 hours prior to entry to the event.

Anaheim Ducks Account Manager

Overview of Actions

Manage Tickets Mobile Ticketing Contact Us Invoice Buy

Transfer Find an event

Your phone is your ticket.
For the fastest way in, add your ticket to your digital wallet.

Ducks vs. San Jose Sharks
Sun, Sep 26, 2021 • TBA
Anaheim, CA — HONDA Center

Ducks vs. Arizona Coyotes
Wed • Sep 29, 2021 • 07:00 PM
Anaheim, CA — HONDA Center

Ducks vs. San Jose Sharks
Thu • Sep 30, 2021 • 07:00 PM
Anaheim, CA — HONDA Center

With the Anaheim Ducks Account Manager, you have access to manage your Orange Alliance Membership digitally. You can Transfer your tickets via Mobile transfer, Donate your tickets to Vet Tix, Access and pay your invoice(s), Resell your tickets via NHL TicketExchange, and more!

Anaheim Ducks Account Manager

Logging In

AnaheimDucks.com HondaCenter.com Contact Us

Sign In

Sign In to Anaheim Ducks

Powered by *ticketmaster*

Important Account Update

You can now use the same email and password for both your Anaheim Ducks ticket account and your Ticketmaster account.

Anaheim Ducks ticket holder? Use your existing email to sign in and update your password if prompted.

New here? Use your Ticketmaster email and password.

[Learn More](#)

Email Address

This field is required.

Password

This field is required.

SHOW

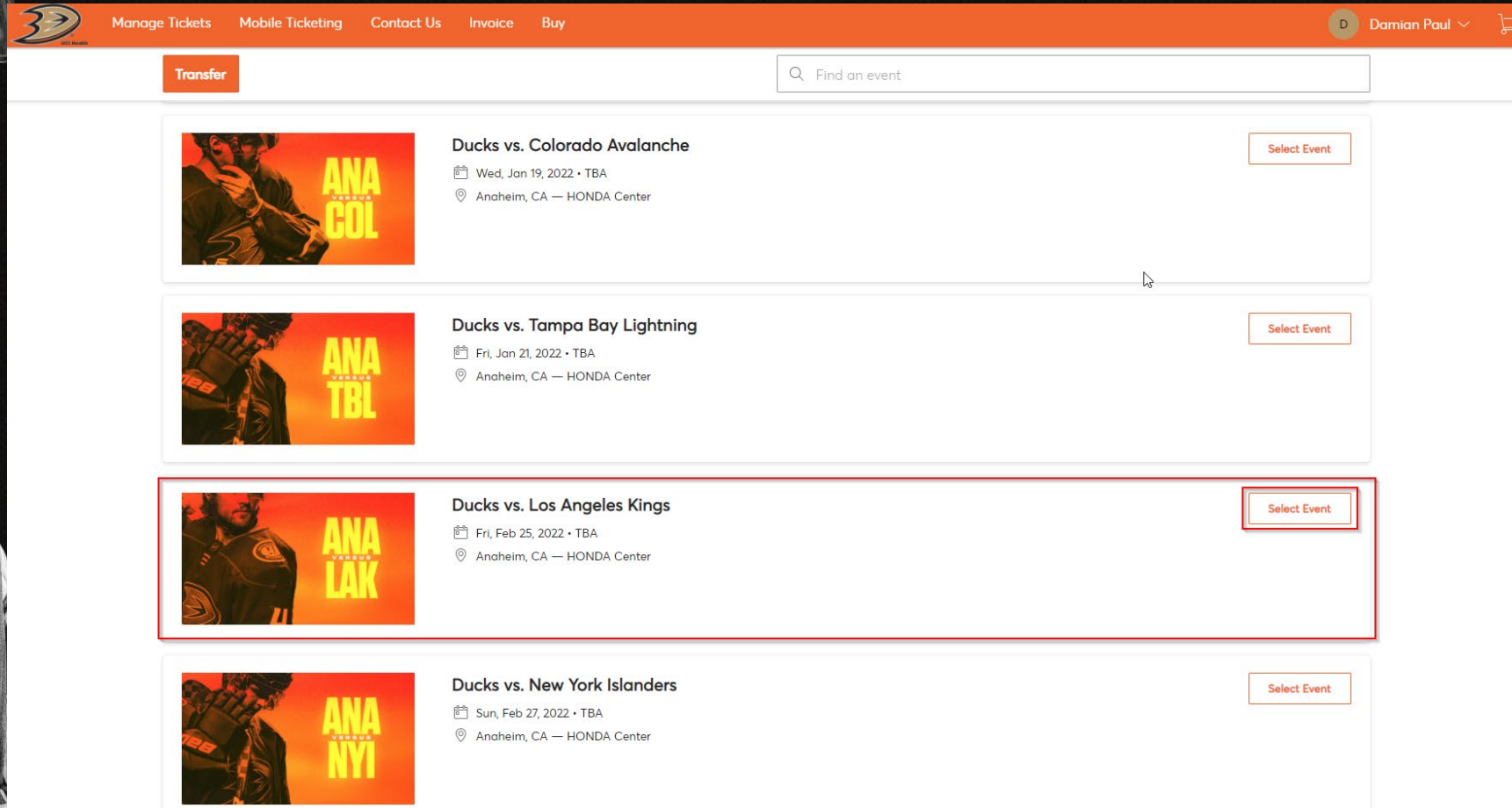
Remember Email [Forgot Password?](#)

By continuing past this page, you agree to the [Terms of Use](#) and understand that information will be used as described in both the Ticketmaster [Privacy Policy](#) and [Anaheim Ducks Privacy Policy](#).

New to Ticketmaster? [Sign Up](#) [Sign In](#)

To log on to your Anaheim Ducks Account Manager, click “Sign In” in the upper right-hand corner. In the following pop-up, use the email address and password associated with your account. If you do not know your password, contact your Account Services Executive directly, or follow the “Forgot Password” link to reset your password.

Anaheim Ducks Account Manager Transferring Your Tickets (Step 1)

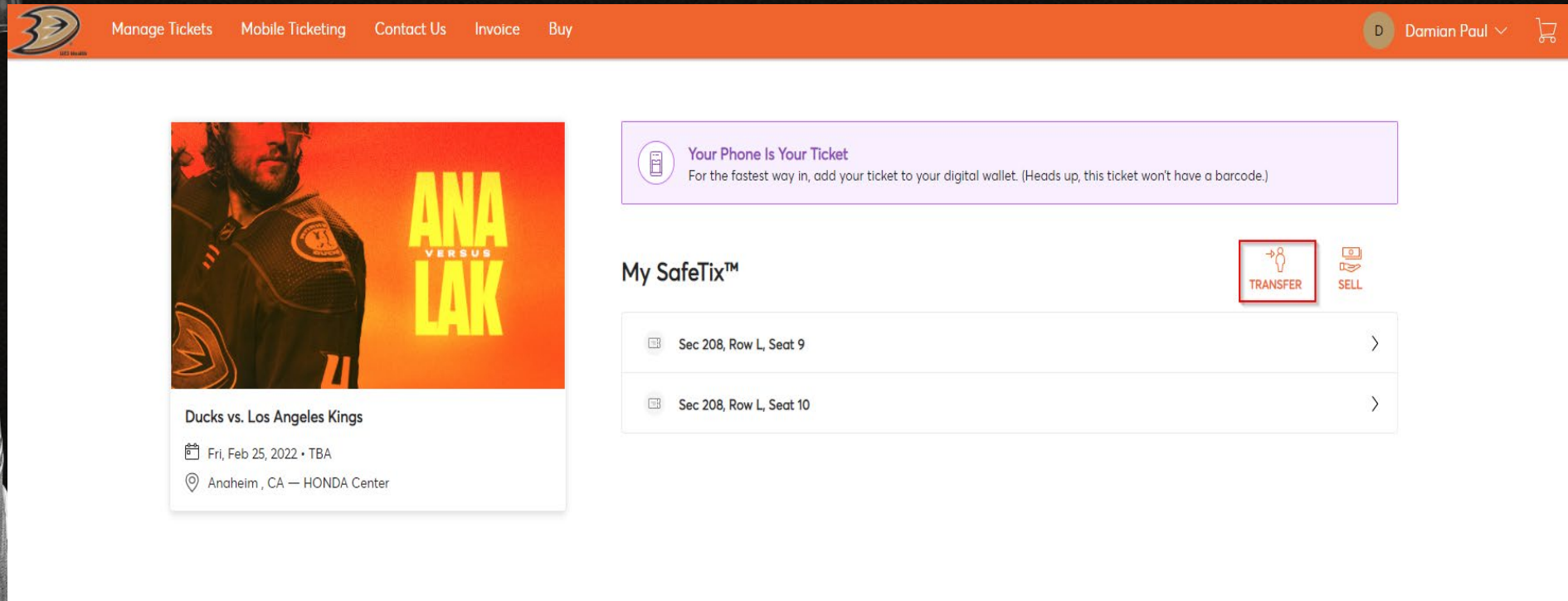


The screenshot shows the Anaheim Ducks Account Manager website. The top navigation bar includes links for 'Manage Tickets', 'Mobile Ticketing', 'Contact Us', 'Invoice', and 'Buy'. The user is logged in as 'Damian Paul'. The main content area is titled 'Transfer' and features a search bar with the text 'Find an event'. Below the search bar, there is a list of four upcoming games, each with a 'Select Event' button. The third game, 'Ducks vs. Los Angeles Kings', is highlighted with a red border.

Event	Date	Location	Action
Ducks vs. Colorado Avalanche	Wed, Jan 19, 2022 • TBA	Anaheim, CA — HONDA Center	Select Event
Ducks vs. Tampa Bay Lightning	Fri, Jan 21, 2022 • TBA	Anaheim, CA — HONDA Center	Select Event
Ducks vs. Los Angeles Kings	Fri, Feb 25, 2022 • TBA	Anaheim, CA — HONDA Center	Select Event
Ducks vs. New York Islanders	Sun, Feb 27, 2022 • TBA	Anaheim, CA — HONDA Center	Select Event

Once logged in to the Anaheim Ducks Account Manager you have access to Transfer your tickets via Mobile transfer. To start, click on the event you wish to transfer tickets from.

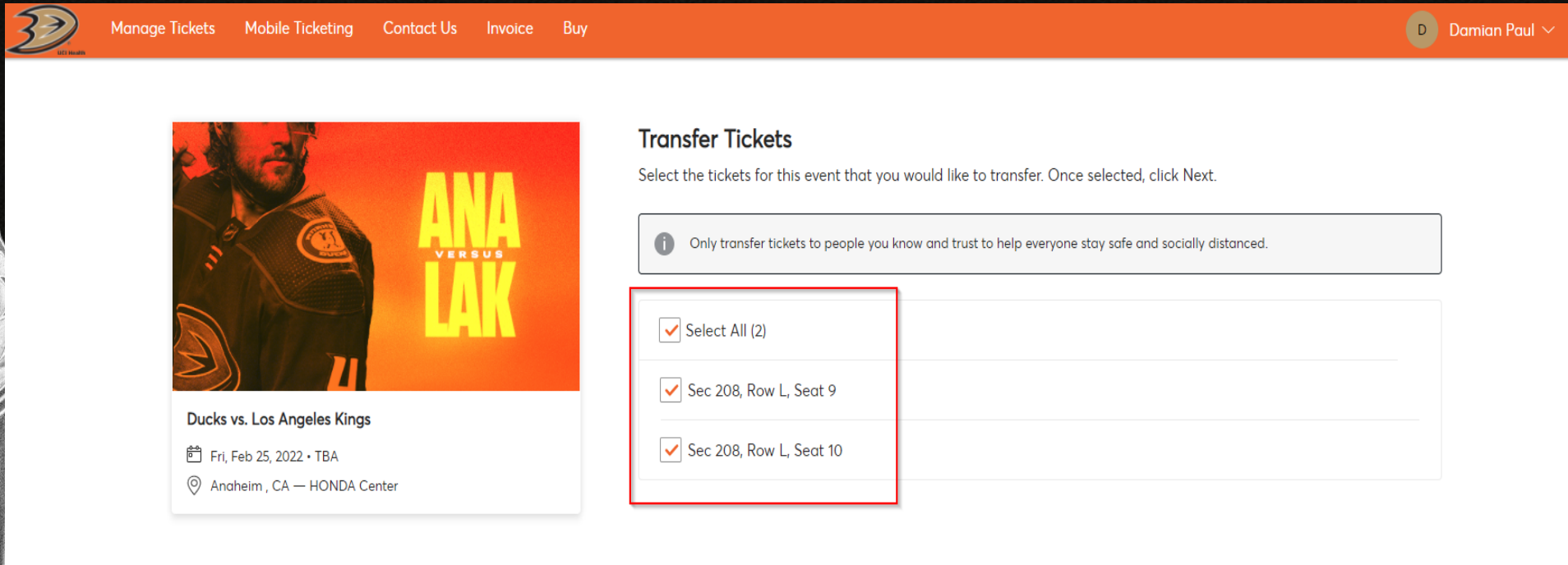
Anaheim Ducks Account Manager Transferring Your Tickets (Step 2)



The screenshot shows the Anaheim Ducks Account Manager interface. At the top, there is a navigation bar with links for Manage Tickets, Mobile Ticketing, Contact Us, Invoice, and Buy. The user's name, Damian Paul, is displayed in the top right corner. The main content area features a promotional banner for the game "ANA LAK" (Anaheim Ducks vs. Los Angeles Kings) on Friday, February 25, 2022, at the Honda Center. Below the banner, there is a section titled "My SafeTix™" with two tickets listed: "Sec 208, Row L, Seat 9" and "Sec 208, Row L, Seat 10". To the right of the ticket list, there are two buttons: "TRANSFER" and "SELL". Above the ticket list, there is a purple box with the text "Your Phone Is Your Ticket" and a sub-note: "For the fastest way in, add your ticket to your digital wallet. (Heads up, this ticket won't have a barcode.)"

Once inside the selected event, you will then be presented with all tickets associated with your account for that event. To transfer your tickets, click on the **“Transfer Tickets”** button.

Anaheim Ducks Account Manager Transferring Your Tickets (Step 3)



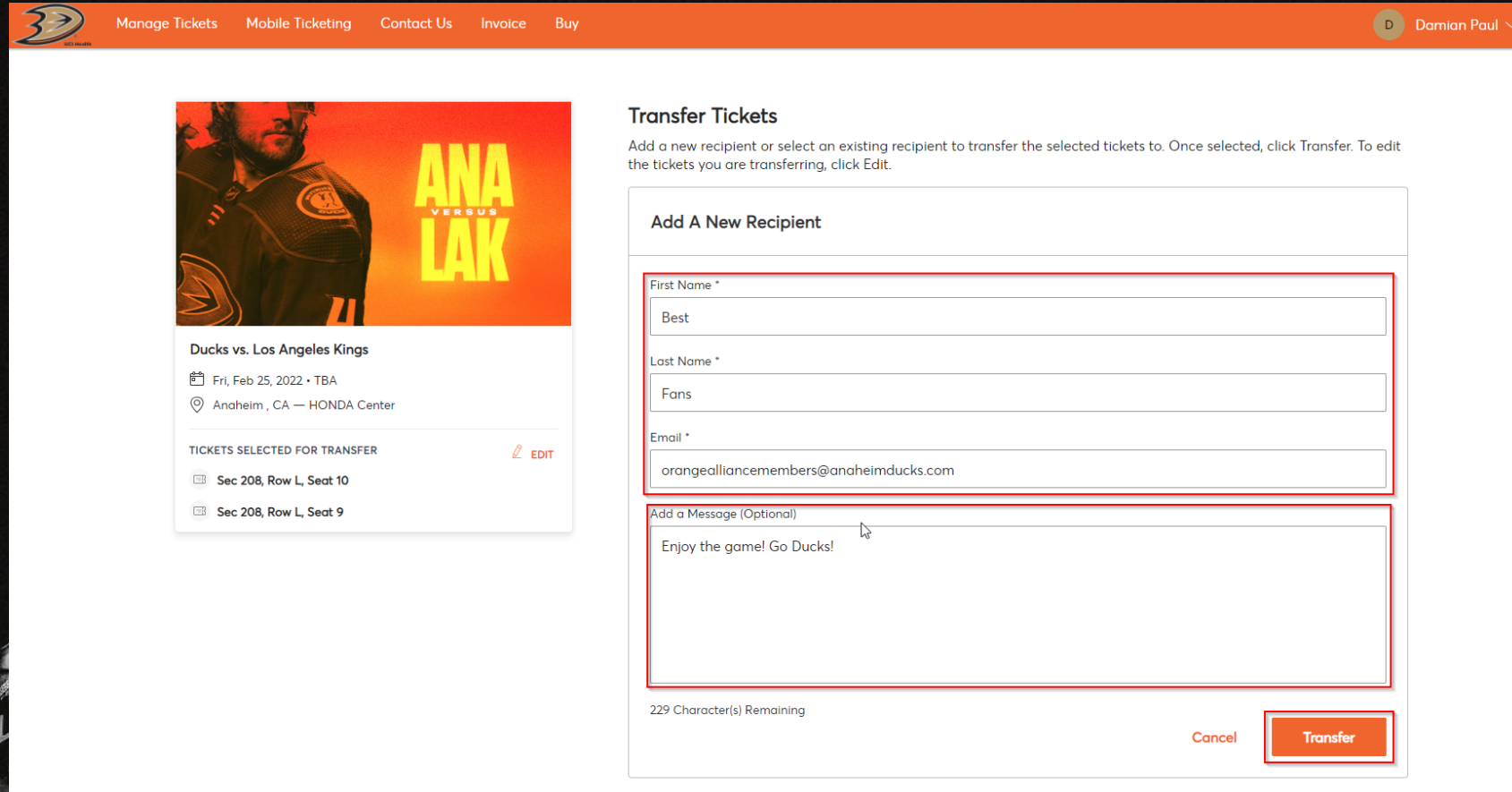
The screenshot shows the Anaheim Ducks Account Manager interface. At the top, there is a navigation bar with links for "Manage Tickets", "Mobile Ticketing", "Contact Us", "Invoice", and "Buy". On the right side of the navigation bar, the user's name "Damian Paul" is displayed with a dropdown arrow. The main content area features a promotional image for the "ANA LAK" game between the Ducks and the Los Angeles Kings. Below the image, the event details are listed: "Ducks vs. Los Angeles Kings", "Fri, Feb 25, 2022 • TBA", and "Anaheim, CA — HONDA Center". To the right of the event details, there is a "Transfer Tickets" section with the instruction: "Select the tickets for this event that you would like to transfer. Once selected, click Next." Below this instruction, there is a warning box that says: "Only transfer tickets to people you know and trust to help everyone stay safe and socially distanced." Underneath the warning box, there is a list of tickets for selection, each with a checkbox and a red border around the entire list area:

- Select All (2)
- Sec 208, Row L, Seat 9
- Sec 208, Row L, Seat 10

You will now be able to select which tickets you would like to transfer. Simply **select the box** of the ticket(s) you would like to transfer, and a **checkmark** will appear. Once you have selected all the seats you would like to transfer, click **“Continue.”**

Anaheim Ducks Account Manager

Transferring Your Tickets (Step 4)



The screenshot shows the 'Transfer Tickets' page in the Anaheim Ducks Account Manager. The page has an orange header with navigation links: 'Manage Tickets', 'Mobile Ticketing', 'Contact Us', 'Invoice', and 'Buy'. The user's name 'Damian Paul' is visible in the top right corner. On the left, there is a promotional banner for 'ANA LAK' (Anaheim Ducks vs. Los Angeles Kings) with the date 'Fri, Feb 25, 2022 - TBA' and location 'Anaheim, CA - HONDA Center'. Below the banner, it shows 'TICKETS SELECTED FOR TRANSFER' with two tickets: 'Sec 208, Row L, Seat 10' and 'Sec 208, Row L, Seat 9'. The main content area is titled 'Transfer Tickets' and includes instructions: 'Add a new recipient or select an existing recipient to transfer the selected tickets to. Once selected, click Transfer. To edit the tickets you are transferring, click Edit.' Below this is a form titled 'Add A New Recipient' with the following fields: 'First Name *' (containing 'Best'), 'Last Name *' (containing 'Fans'), and 'Email *' (containing 'orangealliancemebers@anaheimducks.com'). There is also an 'Add a Message (Optional)' text area containing 'Enjoy the game! Go Ducks!'. At the bottom of the form, it says '229 Character(s) Remaining' and has 'Cancel' and 'Transfer' buttons.

Manage Tickets Mobile Ticketing Contact Us Invoice Buy

D Damian Paul

ANA LAK
VERSUS

Ducks vs. Los Angeles Kings
Fri, Feb 25, 2022 • TBA
Anaheim, CA — HONDA Center

TICKETS SELECTED FOR TRANSFER [EDIT](#)

Sec 208, Row L, Seat 10
Sec 208, Row L, Seat 9

Transfer Tickets

Add a new recipient or select an existing recipient to transfer the selected tickets to. Once selected, click Transfer. To edit the tickets you are transferring, click Edit.

Add A New Recipient

First Name *
Best

Last Name *
Fans

Email *
orangealliancemebers@anaheimducks.com

Add a Message (Optional)
Enjoy the game! Go Ducks!

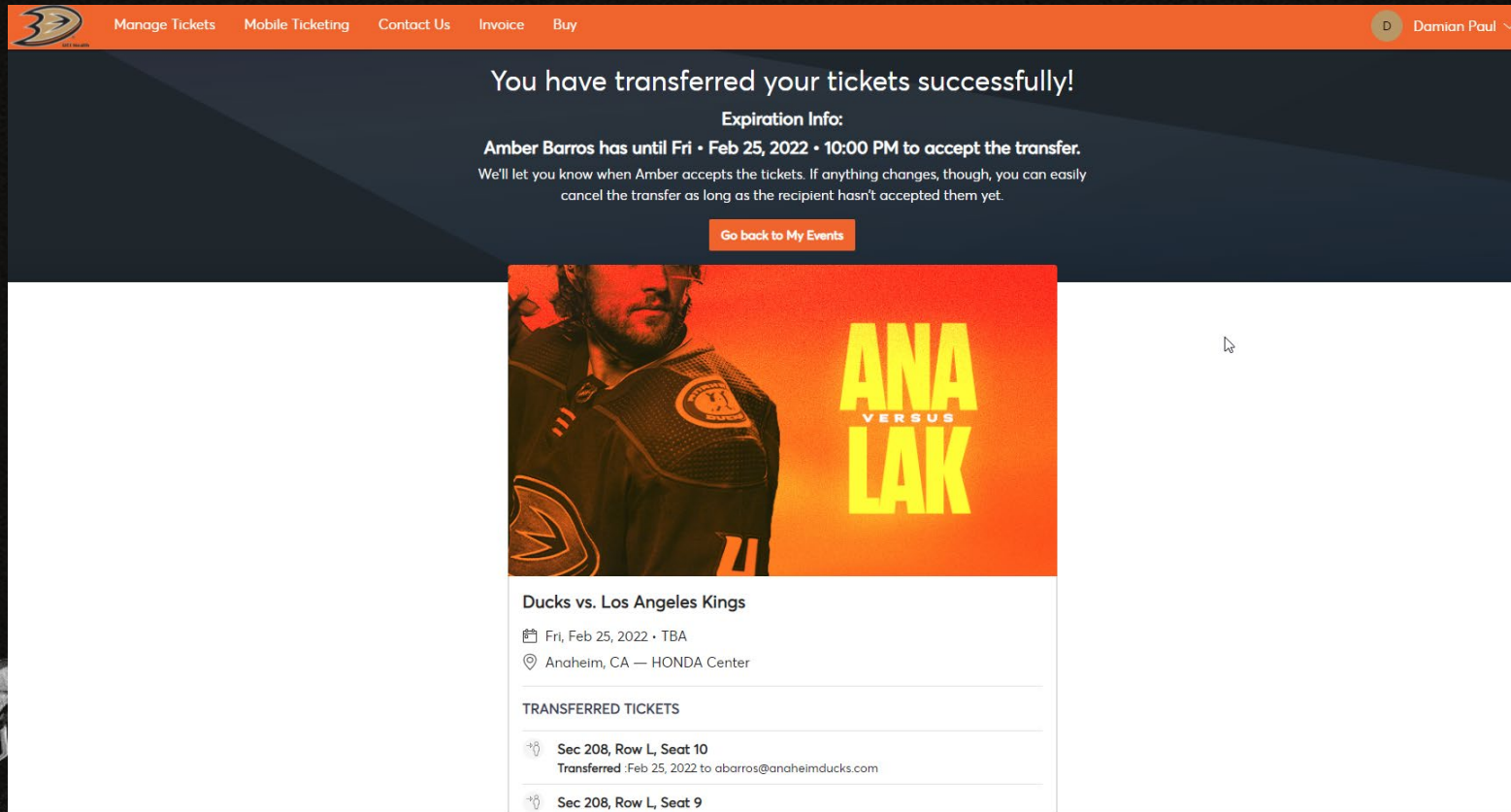
229 Character(s) Remaining

Cancel **Transfer**

On the next page enter the recipient's First Name, Last Name, Email Address, and optional message for the recipient. Lastly, select "Transfer."

Please note: Once you add a transfer recipient, that contact will be saved for easy future transfers.

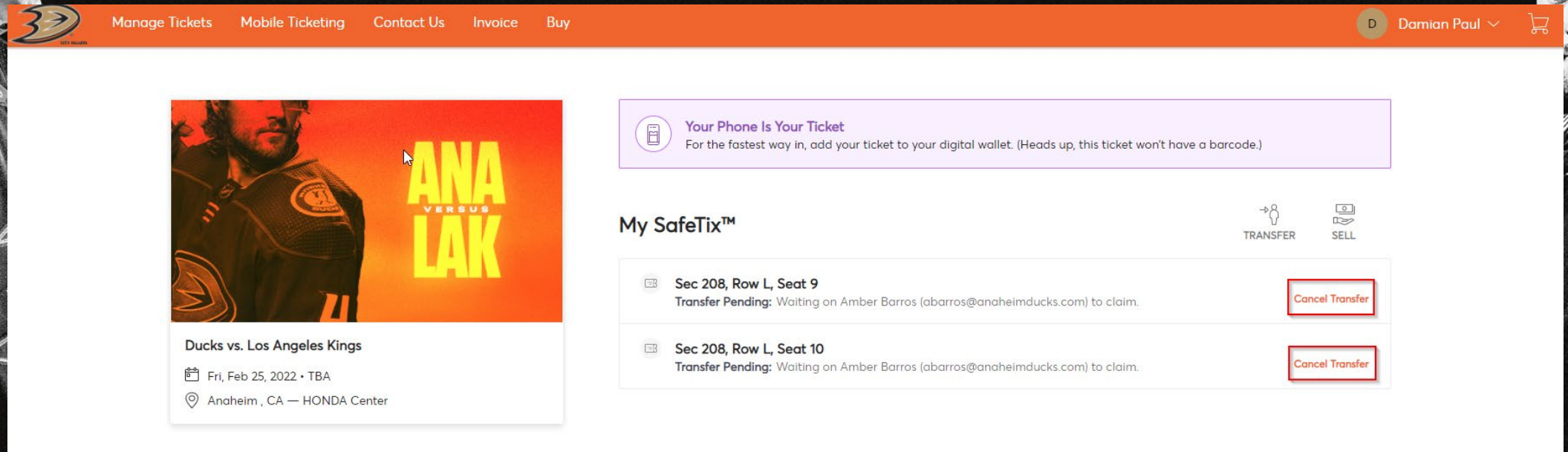
Anaheim Ducks Account Manager Transferring Your Tickets (Step 5)



The screenshot displays the Anaheim Ducks Account Manager interface. At the top, there is a navigation bar with links for 'Manage Tickets', 'Mobile Ticketing', 'Contact Us', 'Invoice', and 'Buy'. The user's name, 'Damian Paul', is visible in the top right corner. The main content area features a large orange banner with the text: 'You have transferred your tickets successfully!'. Below this, it provides 'Expiration Info: Amber Barros has until Fri • Feb 25, 2022 • 10:00 PM to accept the transfer.' and a note: 'We'll let you know when Amber accepts the tickets. If anything changes, though, you can easily cancel the transfer as long as the recipient hasn't accepted them yet.' A 'Go back to My Events' button is located below the text. The central part of the screen shows a promotional graphic for 'ANA LAK' (Anaheim Ducks vs. Los Angeles Kings) with a date of 'Fri, Feb 25, 2022 - TBA' and location 'Anaheim, CA — HONDA Center'. Below the graphic, the section 'TRANSFERRED TICKETS' lists two tickets: 'Sec 208, Row L, Seat 10' transferred to 'abarros@anaheimducks.com' and 'Sec 208, Row L, Seat 9'.

You will then receive a confirmation message to confirm the Transfer. After your transfer has been accepted, you will no longer have access to manage the tickets. You will also see that your tickets have been claimed by the recipient you sent them to.

Anaheim Ducks Account Manager Reclaiming Transferred Tickets (Step 1)



The screenshot shows the Anaheim Ducks website's account manager interface. At the top, there is a navigation bar with links for "Manage Tickets", "Mobile Ticketing", "Contact Us", "Invoice", and "Buy". The user's name, "Damian Paul", is displayed in the top right corner. The main content area features a match card for "Ducks vs. Los Angeles Kings" on "Fri, Feb 25, 2022" at "Anaheim, CA — HONDA Center". To the right of the match card is a "My SafeTix™" section with two "Transfer Pending" tickets. Each ticket has a "Cancel Transfer" button. A purple banner at the top of the content area reads "Your Phone Is Your Ticket" and provides instructions on adding tickets to a digital wallet. Icons for "TRANSFER" and "SELL" are also visible.

Manage Tickets Mobile Ticketing Contact Us Invoice Buy

D Damian Paul

ANA LAK
VERSUS

Ducks vs. Los Angeles Kings
Fri, Feb 25, 2022 • TBA
Anaheim, CA — HONDA Center

My SafeTix™

TRANSFER SELL

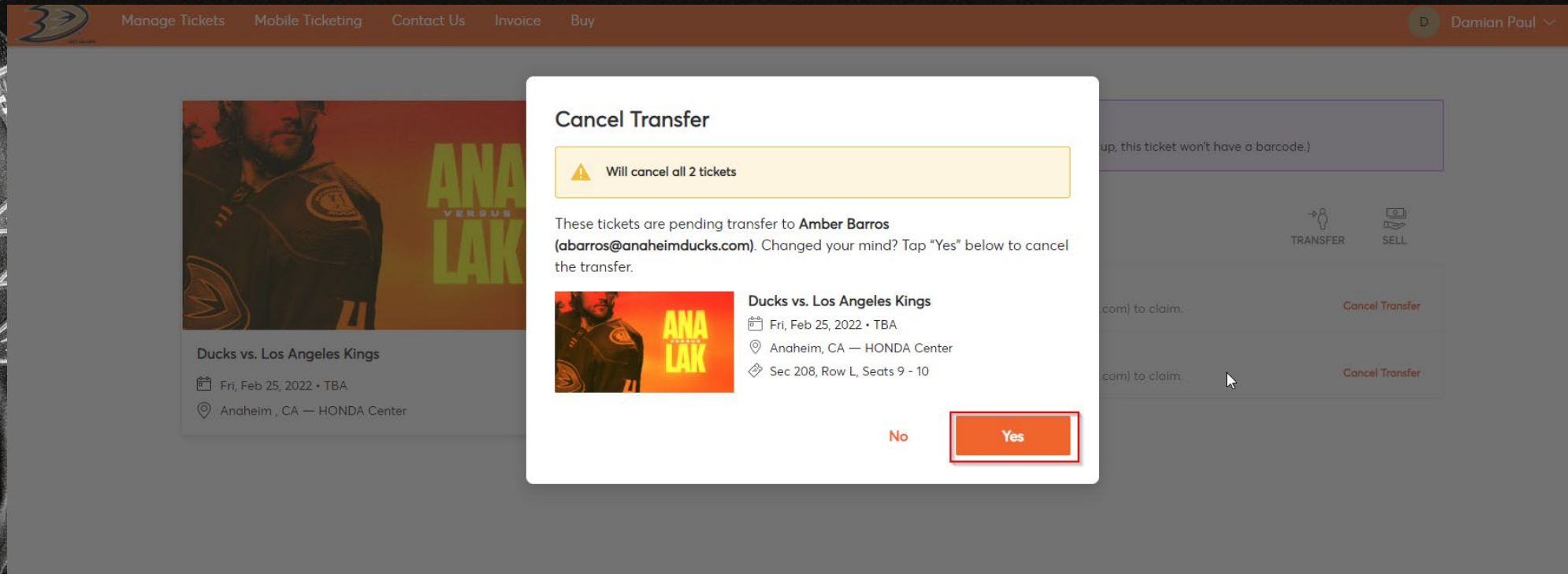
Sec 208, Row L, Seat 9
Transfer Pending: Waiting on Amber Barros (abarros@anaheimducks.com) to claim. [Cancel Transfer](#)

Sec 208, Row L, Seat 10
Transfer Pending: Waiting on Amber Barros (abarros@anaheimducks.com) to claim. [Cancel Transfer](#)

If you accidentally Transferred the tickets to the wrong person or want to reclaim them for any reason, you have the ability to do so **as long as they have not already been claimed**. To start, select the **“Cancel Transfer”** option on any of your transferred (but not yet claimed) tickets.

Anaheim Ducks Account Manager

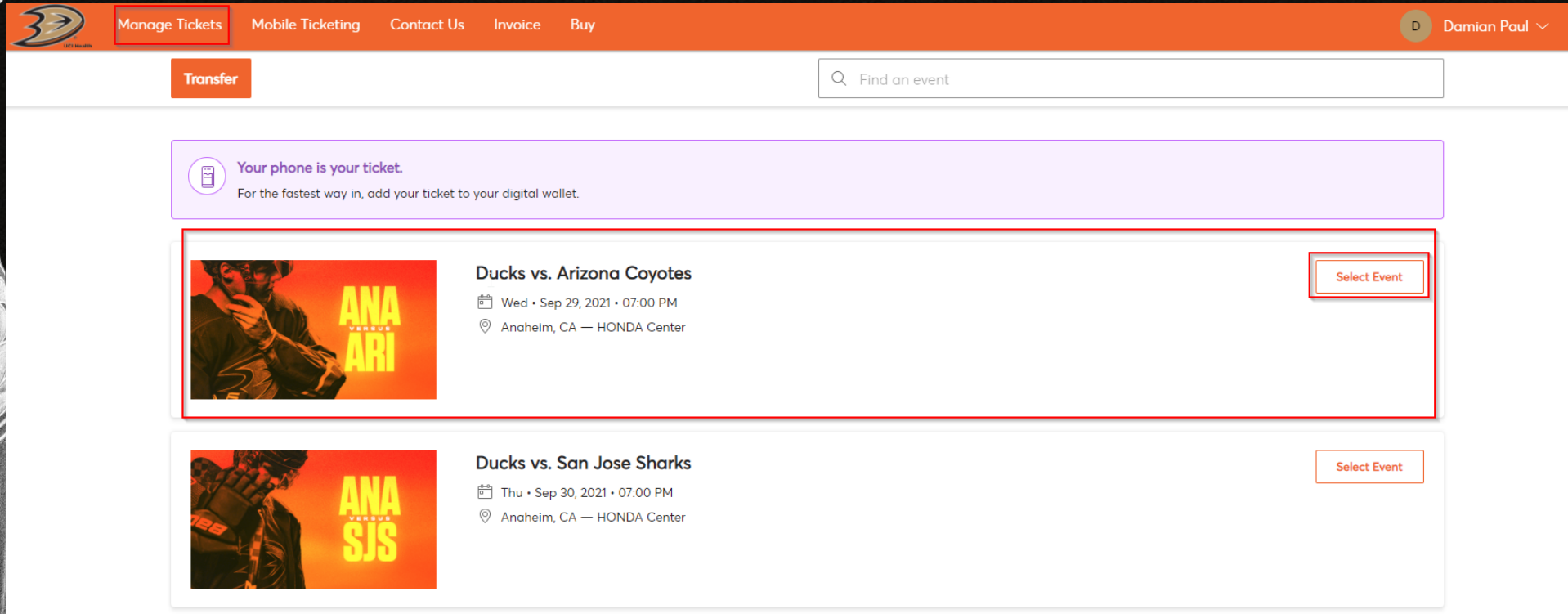
Reclaiming Transferred Tickets (Step 2)



On the next screen click **“YES,”** to cancel the transfer. The request will process and a **“You’re All Set”** message will confirm that your tickets have been reclaimed and placed back into your account.

Anaheim Ducks Account Manager

Selling Your Tickets (Step 1)



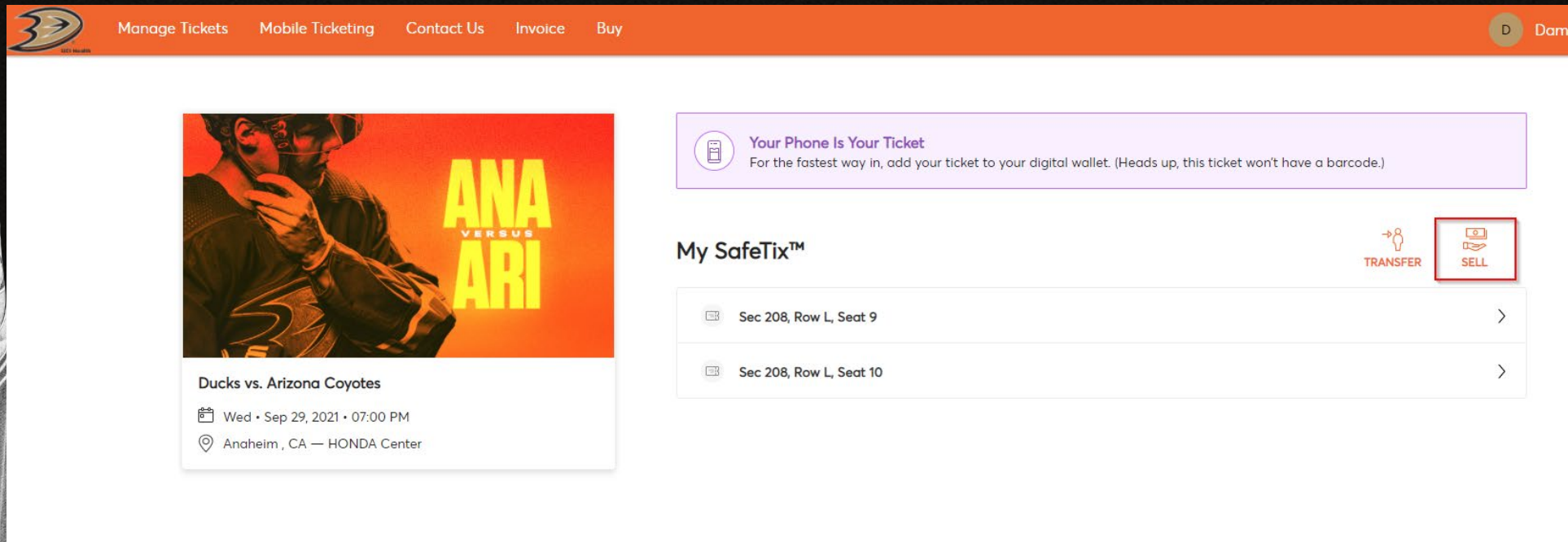
The screenshot displays the Anaheim Ducks Account Manager interface. At the top, there is a navigation bar with the following links: Manage Tickets, Mobile Ticketing, Contact Us, Invoice, and Buy. The user is logged in as Damian Paul. A search bar labeled 'Find an event' is present. Below the navigation bar, there is a 'Transfer' button and a notification box that reads: 'Your phone is your ticket. For the fastest way in, add your ticket to your digital wallet.' Two event listings are shown:

- Ducks vs. Arizona Coyotes**
Wed • Sep 29, 2021 • 07:00 PM
Anaheim, CA — HONDA Center
Select Event
- Ducks vs. San Jose Sharks**
Thu • Sep 30, 2021 • 07:00 PM
Anaheim, CA — HONDA Center
Select Event

Once logged in to the Anaheim Ducks Account Manager, you can **Sell** your tickets via Ticketmaster's NHL TicketExchange. To begin, click on the event you would like to sell.

Anaheim Ducks Account Manager

Selling Your Tickets (Step 2)

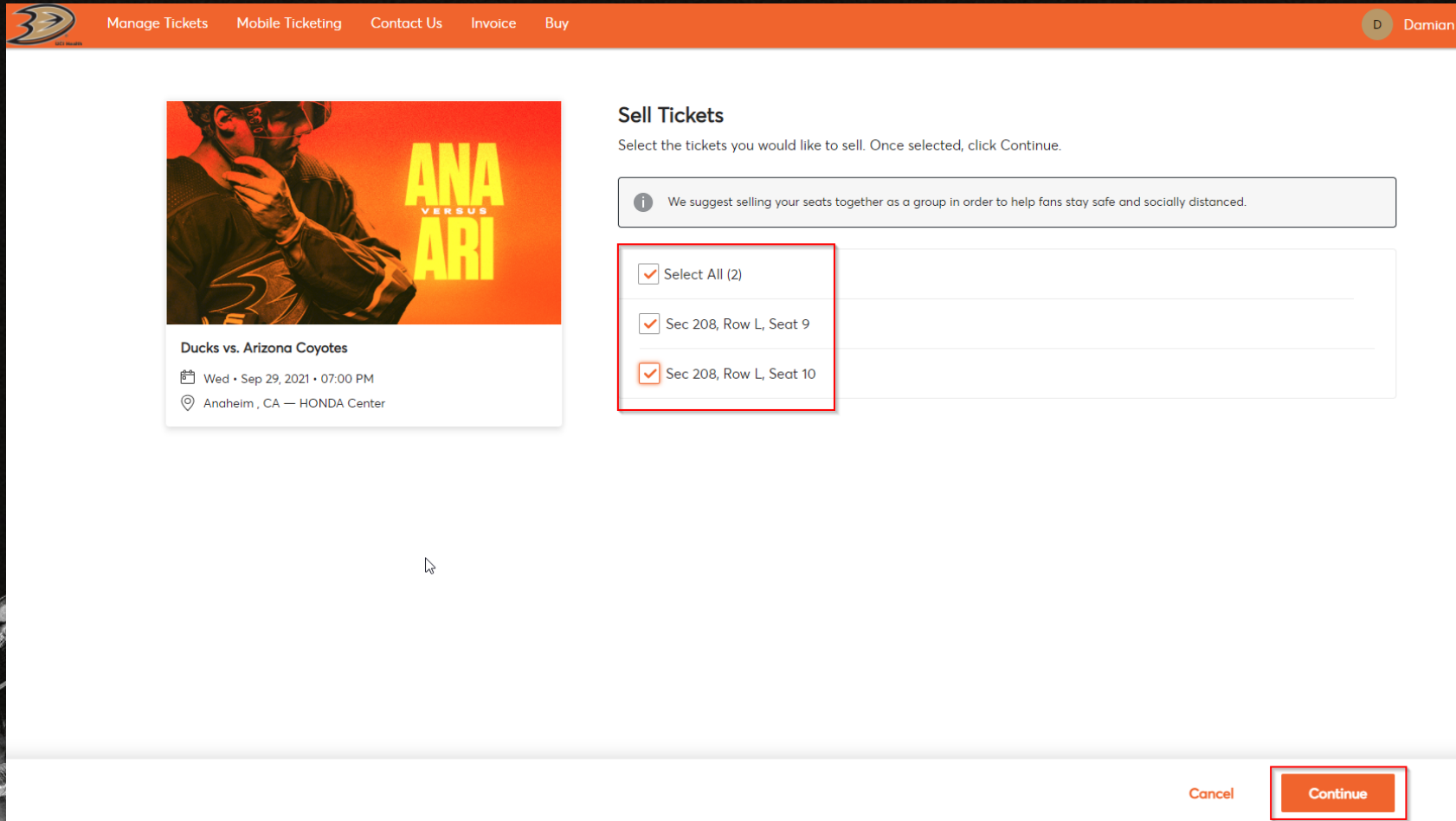


The screenshot displays the Anaheim Ducks Account Manager interface. At the top, there is a navigation bar with links for "Manage Tickets", "Mobile Ticketing", "Contact Us", "Invoice", and "Buy". A user profile icon labeled "D Dam" is visible in the top right corner. The main content area features a promotional image for the "ANA VERSUS ARI" game. Below the image, the event details are listed: "Ducks vs. Arizona Coyotes", "Wed • Sep 29, 2021 • 07:00 PM", and "Anaheim, CA — HONDA Center". To the right of the event details, there is a section titled "My SafeTix™" with two buttons: "TRANSFER" and "SELL". The "SELL" button is highlighted with a red border. Below the "My SafeTix™" section, two ticket listings are shown: "Sec 208, Row L, Seat 9" and "Sec 208, Row L, Seat 10", each with a right-pointing arrow.

Once inside the selected event, you will then be presented with all tickets associated with your account for that event. To **Sell** your tickets, click on the **“Sell”** button.

Anaheim Ducks Account Manager


Selling Your Tickets (Step 3)



The screenshot shows the 'Sell Tickets' interface. At the top, there is a navigation bar with links for 'Manage Tickets', 'Mobile Ticketing', 'Contact Us', 'Invoice', and 'Buy'. The user's name 'Damian P' is visible in the top right corner. On the left, there is a promotional image for the 'Ducks vs. Arizona Coyotes' game on Wednesday, September 29, 2021, at 07:00 PM, held at the Honda Center in Anaheim, CA. The main content area is titled 'Sell Tickets' and includes a sub-header: 'Select the tickets you would like to sell. Once selected, click Continue.' Below this, there is an informational message: 'We suggest selling your seats together as a group in order to help fans stay safe and socially distanced.' A list of ticket options is shown, with three items checked: 'Select All (2)', 'Sec 208, Row L, Seat 9', and 'Sec 208, Row L, Seat 10'. At the bottom right, there are 'Cancel' and 'Continue' buttons.

Manage Tickets Mobile Ticketing Contact Us Invoice Buy

D Damian P



Ducks vs. Arizona Coyotes

Wed • Sep 29, 2021 • 07:00 PM
Anaheim, CA — HONDA Center

Sell Tickets

Select the tickets you would like to sell. Once selected, click Continue.

i We suggest selling your seats together as a group in order to help fans stay safe and socially distanced.

- Select All (2)
- Sec 208, Row L, Seat 9
- Sec 208, Row L, Seat 10

Cancel **Continue**

You will now be able to select which tickets you would like to **Sell**. Simply **select the box** of the ticket(s) you would like to sell. Once you have selected **all** the seats you would like to sell, click **“CONTINUE.”**

Anaheim Ducks Account Manager

Selling Your Tickets (Step 4)

ANA
ARI

SEP 29
2021

Ducks vs. Arizona Coyotes
Wed @ 07:00 pm

Sec 208, Row L, Seat 9 - 10

PRICE GUIDANCE ⓘ

Sorry, currently there are no active or recently sold tickets in your section to provide a recommended price.

Price Per Ticket

− \$ 250 +

Payout Details	
Tickets listed for	\$250.00 x 2
Service fees	-\$25.00 x 2
Payout per ticket	\$225.00 x 2
You'll get paid	\$450.00
Once all tickets are sold	

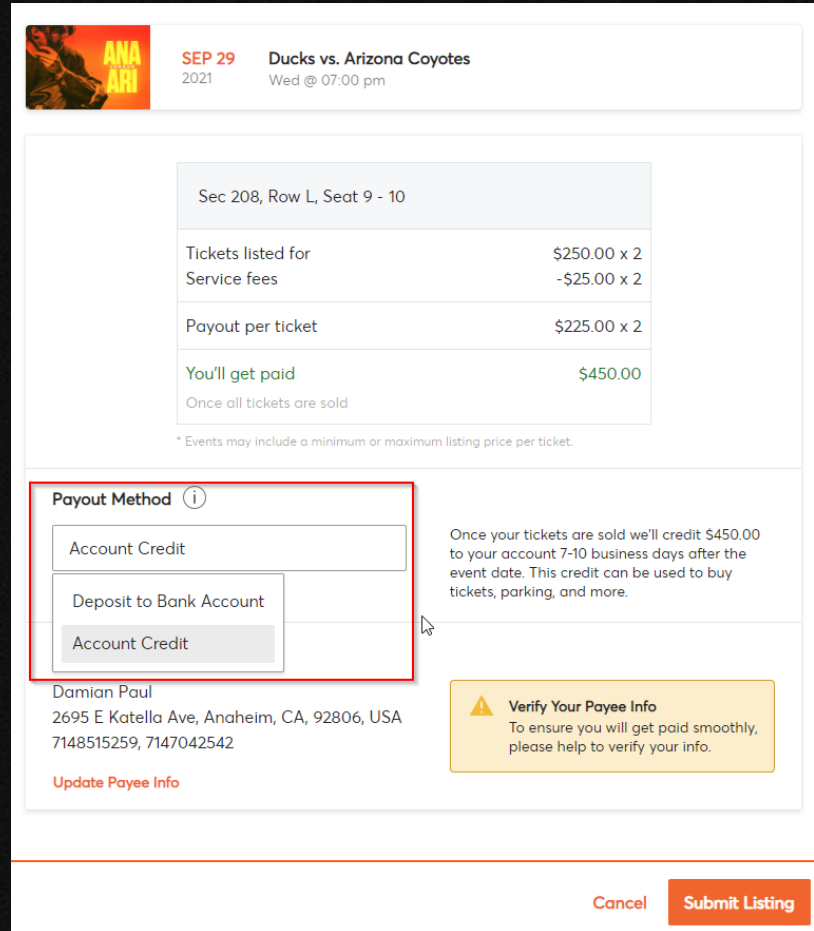
* Events may include a minimum or maximum listing price per ticket.

Cancel Continue

Here you will be able to set your price per ticket. The amount you will **receive** if your tickets sell is in the “Payout Details” section. Once everything looks correct, click **“CONTINUE.”**

Anaheim Ducks Account Manager

Selling Your Tickets (Step 5)



The screenshot shows the 'Payout Method' selection screen. At the top, it displays the event details: 'SEP 29 2021 Ducks vs. Arizona Coyotes Wed @ 07:00 pm'. Below this is a table showing the ticket details and total payout. The 'Payout Method' section is highlighted with a red box, showing three options: 'Account Credit', 'Deposit to Bank Account', and 'Account Credit'. The first 'Account Credit' option is selected. To the right of the selection box, there is explanatory text about the credit process. Below the selection box, the user's name and address are listed, along with a 'Verify Your Payee Info' warning box and an 'Update Payee Info' link. At the bottom right, there are 'Cancel' and 'Submit Listing' buttons.

SEP 29 2021 Ducks vs. Arizona Coyotes Wed @ 07:00 pm	
Sec 208, Row L, Seat 9 - 10	
Tickets listed for	\$250.00 x 2
Service fees	-\$25.00 x 2
Payout per ticket	\$225.00 x 2
You'll get paid	\$450.00
<small>Once all tickets are sold</small>	

* Events may include a minimum or maximum listing price per ticket.

Payout Method ⓘ

- Account Credit
- Deposit to Bank Account
- Account Credit

Once your tickets are sold we'll credit \$450.00 to your account 7-10 business days after the event date. This credit can be used to buy tickets, parking, and more.

Damian Paul
2695 E Katella Ave, Anaheim, CA, 92806, USA
7148515259, 7147042542

[Update Payee Info](#)

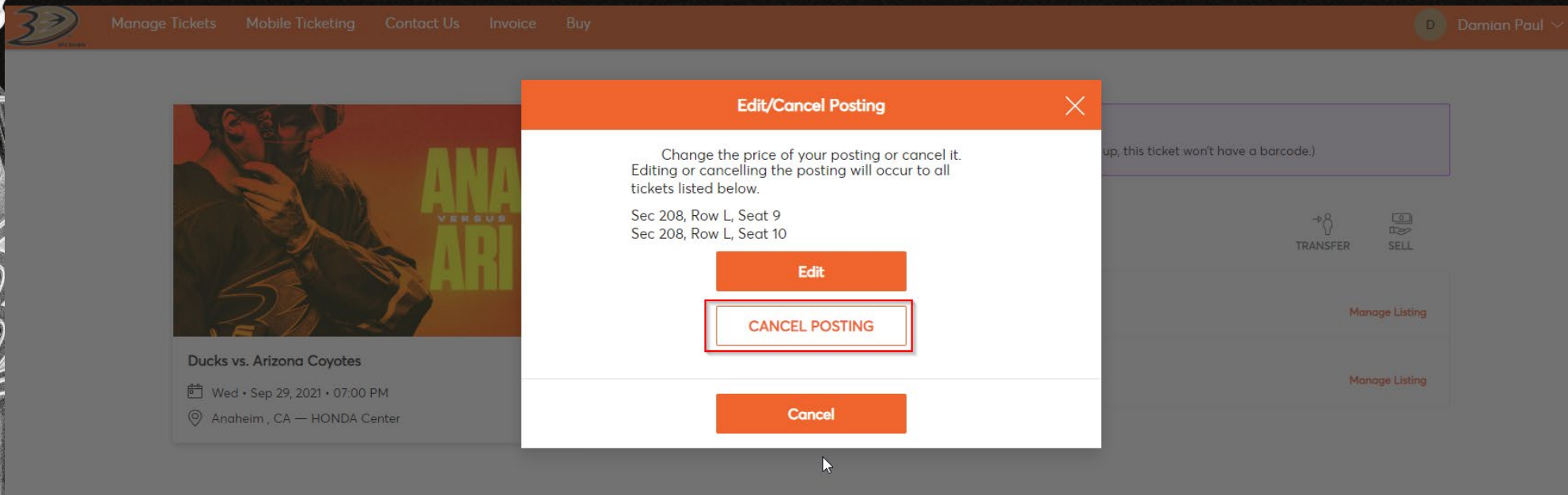
Verify Your Payee Info
To ensure you will get paid smoothly, please help to verify your info.

[Cancel](#) [Submit Listing](#)

Next, select if you would like to receive "Account Credit" (money back towards your Ducks account) or select "Deposit to Bank Account" (money back to your personal checking account) and click "**Submit Listing.**" If you select "Add a Checking Account" you will be prompted to provide your checking or savings account information.

Anaheim Ducks Account Manager

Selling Your Tickets (Step 6)





The screenshot displays the Anaheim Ducks Account Manager interface. At the top, there is a navigation bar with links for 'Manage Tickets', 'Mobile Ticketing', 'Contact Us', 'Invoice', and 'Buy'. The user's name, 'Damian Paul', is visible in the top right corner. The main content area shows a ticket listing for 'Ducks vs. Arizona Coyotes' on Wednesday, September 29, 2021, at 07:00 PM, held at the Honda Center in Anaheim, CA. A modal dialog box titled 'Edit/Cancel Posting' is open in the center, providing instructions: 'Change the price of your posting or cancel it. Editing or cancelling the posting will occur to all tickets listed below.' The dialog lists the ticket details: 'Sec 208, Row L, Seat 9' and 'Sec 208, Row L, Seat 10'. It features three buttons: 'Edit', 'CANCEL POSTING' (highlighted with a red border), and 'Cancel'. In the background, behind the dialog, there are options for 'TRANSFER' and 'SELL', and 'Manage Listing' buttons for each ticket.

When you go back into the event, your tickets will now show as listed for sale. If you would like to cancel or edit your posting, select “Manage Listing.” You will then be able to edit the price, method of payment, or cancel your posting all together. If you decide to cancel your posting, your tickets will refresh, and you can access them again.

Anaheim Ducks Account Manager

Donating Your Tickets (Step 1)



Welcome
Damian Paul
Account Number 149

Account Balance
\$0.00
0 Outstanding Invoices

Manage Tickets [VIEW ALL](#)

Manage Invoices [VIEW ALL](#)

There is no invoice to pay at the moment.

Ducks vs. San Jose Sharks
Sep 24, 2019 • Tue • 07:00 pm • HONDA Center

Ducks vs. Los Angeles Kings
Sep 25, 2019 • Wed • 07:00 pm • HONDA Center

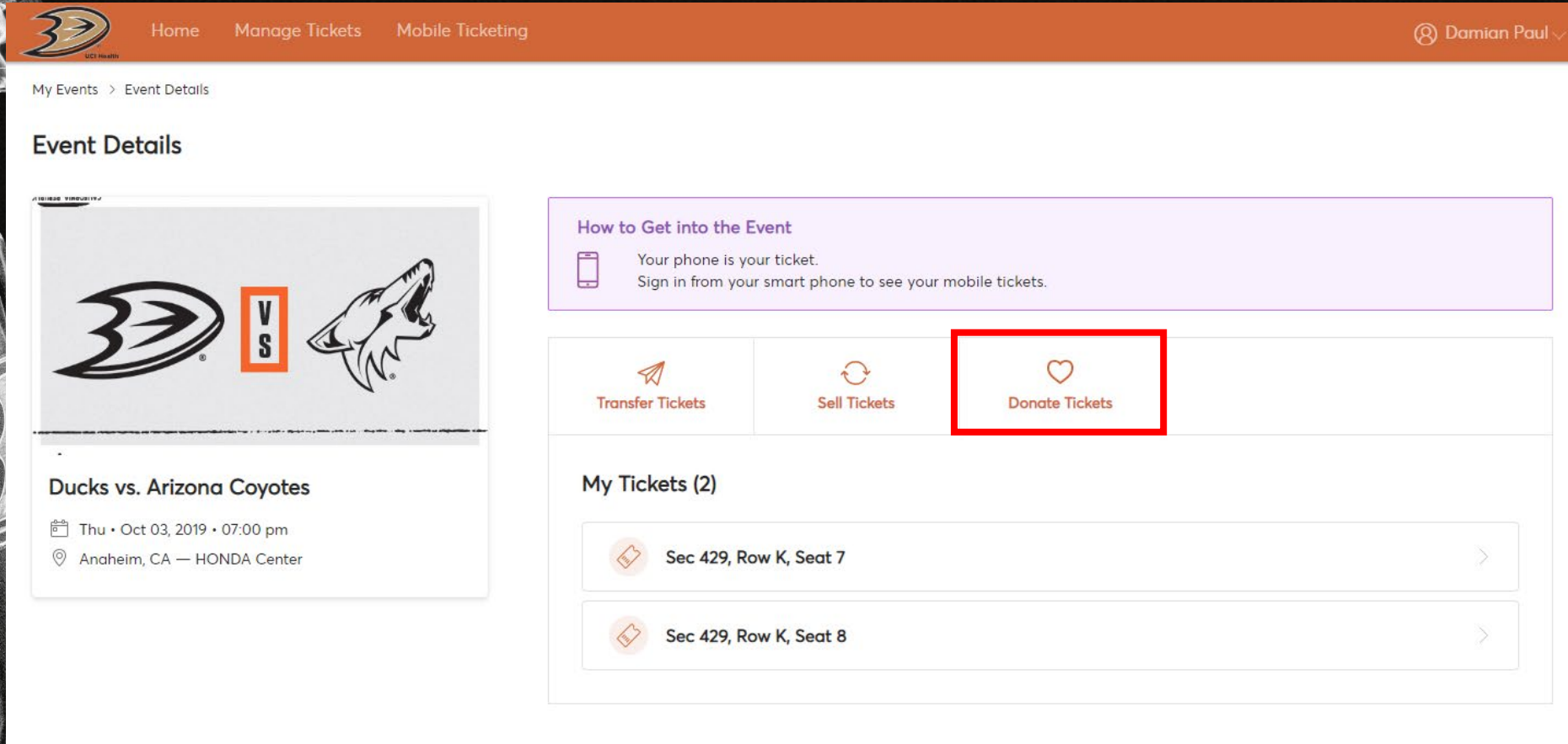
Ducks vs. Arizona Coyotes
Sep 28, 2019 • Sat • 07:00 pm • HONDA Center

Ducks vs. Arizona Coyotes
Oct 03, 2019 • Thu • 07:00 pm • HONDA Center

Once logged in to the Anaheim Ducks Account Manager you have the ability to **Donate** your tickets to Vet Tix charity. Please note: You must donate your tickets no later than **72 hours** prior to the event you want to donate. To start, click on the event you wish to donate your tickets from.

Anaheim Ducks Account Manager

Donating Your Tickets (Step 2)



The screenshot shows the Anaheim Ducks Account Manager interface. At the top, there is a navigation bar with the Ducks logo, 'Home', 'Manage Tickets', and 'Mobile Ticketing' links, and a user profile for 'Damian Paul'. Below the navigation bar, the page title is 'My Events > Event Details'. The main content area is titled 'Event Details' and features a large graphic with the Ducks logo, a 'VS' indicator, and the Arizona Coyotes logo. Below this graphic, the event is identified as 'Ducks vs. Arizona Coyotes' on 'Thu • Oct 03, 2019 • 07:00 pm' at 'Anaheim, CA — HONDA Center'. To the right of the event details, there is a section titled 'How to Get into the Event' with a mobile phone icon and the text 'Your phone is your ticket. Sign in from your smart phone to see your mobile tickets.' Below this, there are three buttons: 'Transfer Tickets', 'Sell Tickets', and 'Donate Tickets'. The 'Donate Tickets' button is highlighted with a red border. Below the buttons, there is a section titled 'My Tickets (2)' which lists two tickets: 'Sec 429, Row K, Seat 7' and 'Sec 429, Row K, Seat 8', each with a right-pointing arrow.


Once inside the selected event, you will then be presented with all tickets associated with your account for that event. To Donate your tickets, click the “Donate Tickets” option.

Anaheim Ducks Account Manager

Donating Your Tickets (Step 3)



DONATE TICKETS

 Ducks vs. Arizona Coyotes
Thu • Oct 03, 2019 • 07:00 pm
Anaheim, CA — HONDA Center

My Tickets

Selected (2 of 2)

Sec 429, Row K, Seat 7

Sec 429, Row K, Seat 8

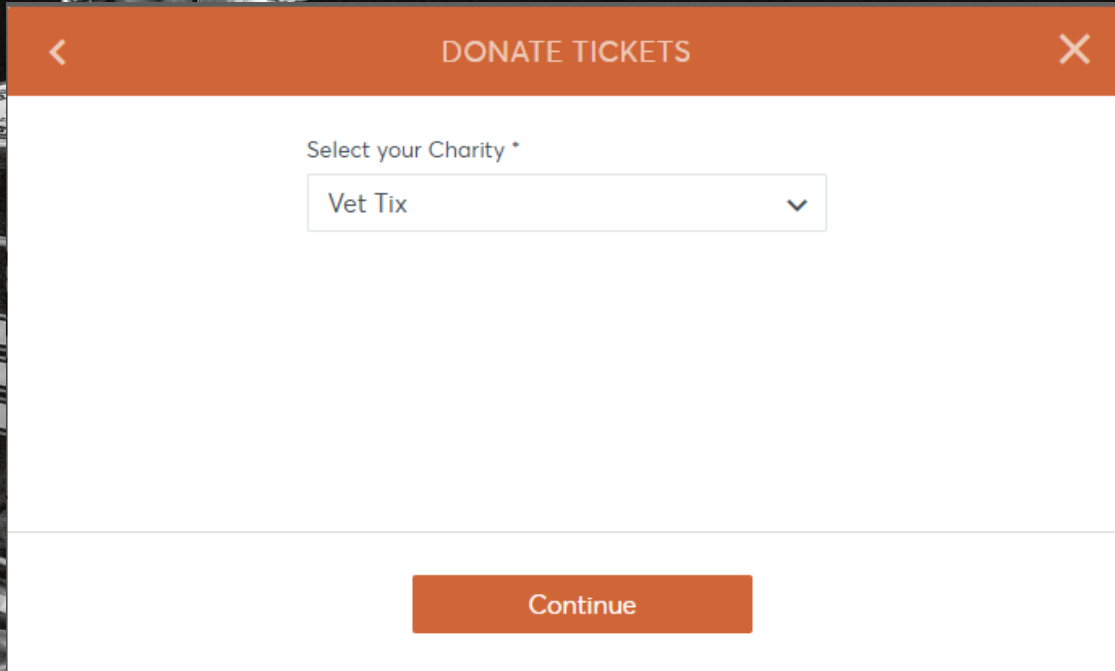
Cancel



You will now be able to select which tickets you would like to Donate. Simply select the box of the ticket you would like to donate. Once you have selected all the seats you would like to donate, click **“DONATE.”**

Anaheim Ducks Account Manager

Donating Your Tickets (Step 4)

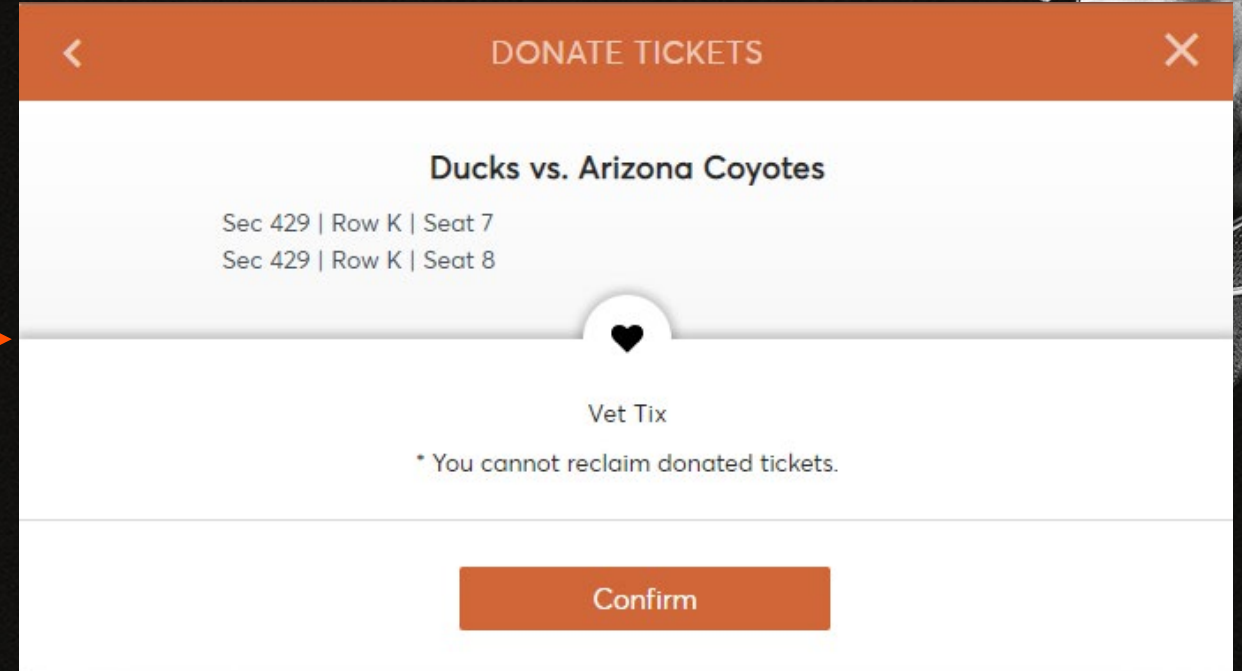


< DONATE TICKETS X

Select your Charity *

Vet Tix ▾

Continue



< DONATE TICKETS X

Ducks vs. Arizona Coyotes

Sec 429 | Row K | Seat 7
Sec 429 | Row K | Seat 8

♥

Vet Tix

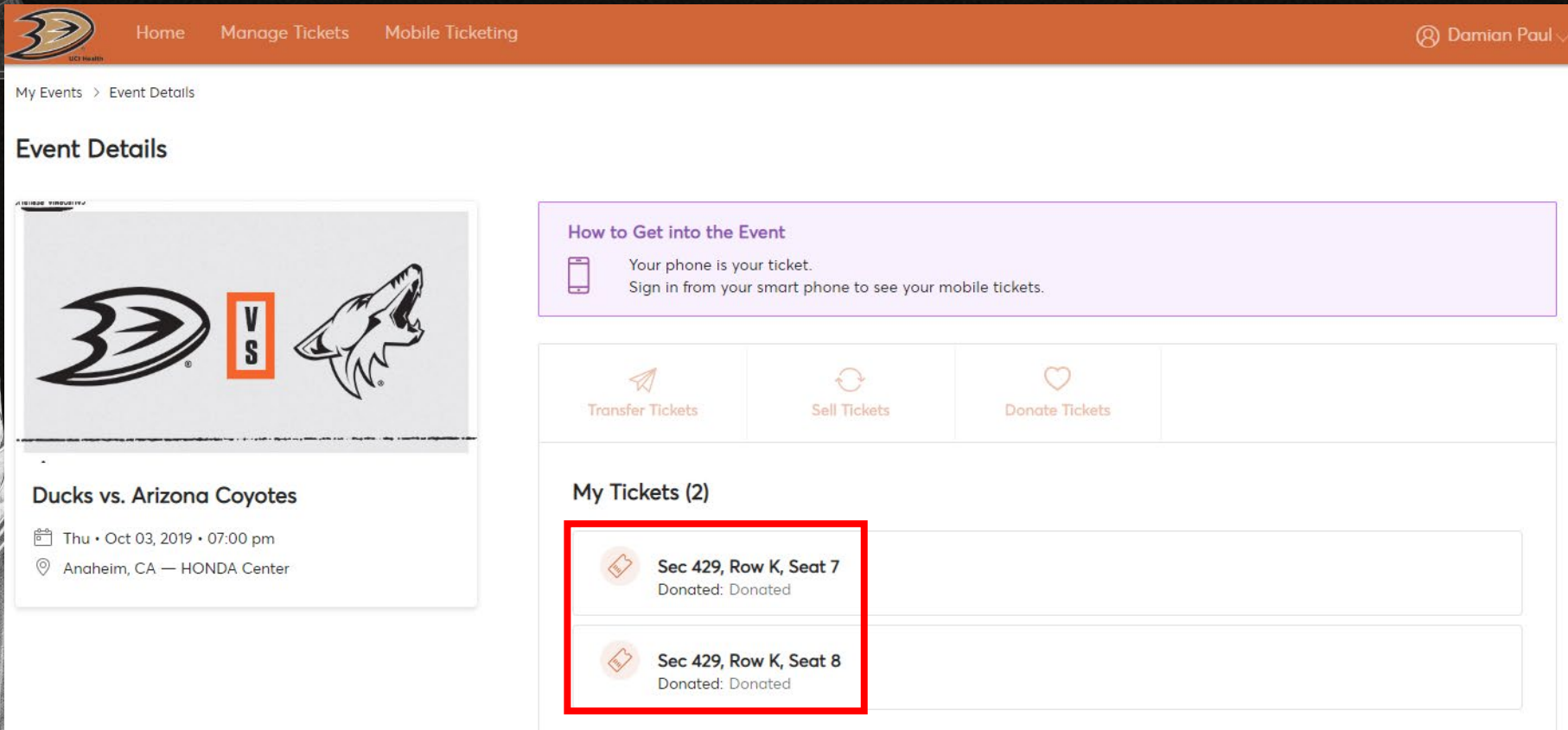
* You cannot reclaim donated tickets.

Confirm

On the next screen select Vet Tix as the charity. Once the charity is selected, click the **“CONTINUE”** button. Lastly you will see the tickets you have selected to donate and a note reminding you that **“You cannot reclaim donated tickets.”** If you agree, simply click **“CONFIRM”** to Donate your tickets.

Anaheim Ducks Account Manager

Donating Your Tickets (Step 5)

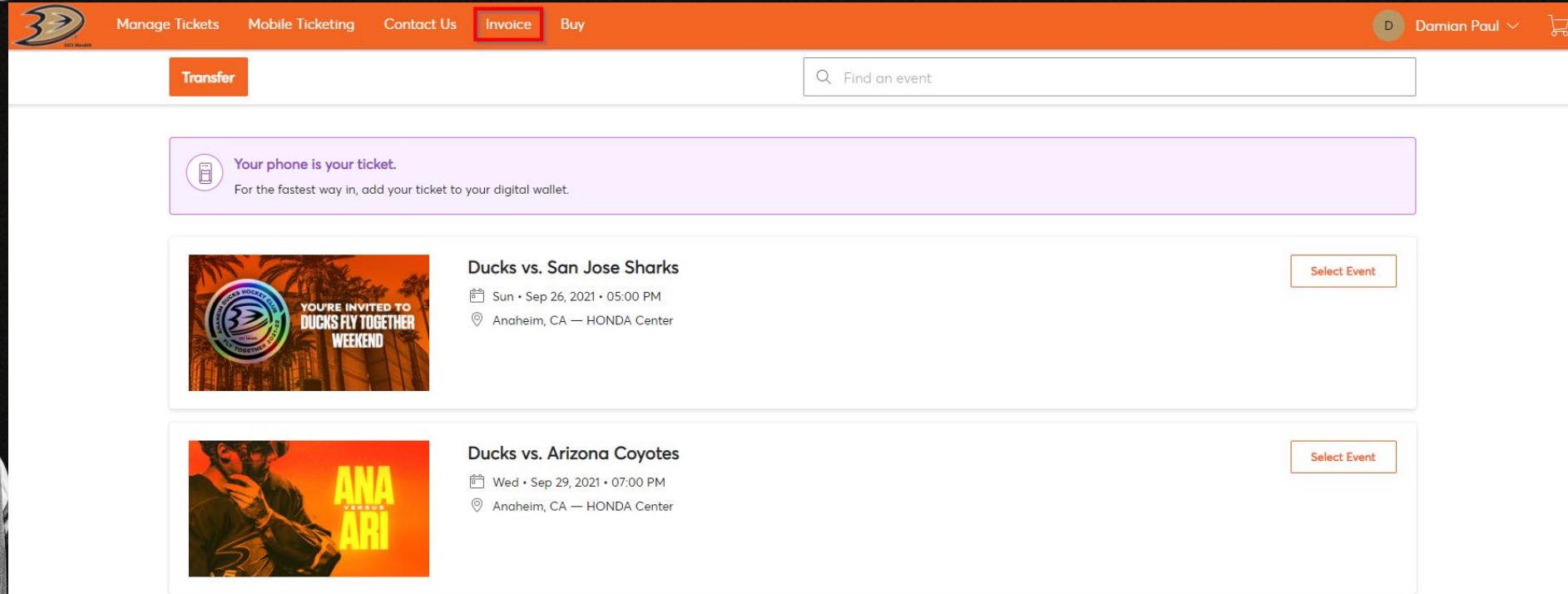


The screenshot displays the Anaheim Ducks Account Manager interface. At the top, there is a navigation bar with 'Home', 'Manage Tickets', and 'Mobile Ticketing' options, and a user profile for 'Damian Paul'. The main content area is titled 'Event Details' and features a 'Ducks vs. Arizona Coyotes' matchup. Below the event title, the date and time are listed as 'Thu • Oct 03, 2019 • 07:00 pm' and the location as 'Anaheim, CA — HONDA Center'. A 'How to Get into the Event' section provides instructions on using a mobile phone for tickets. A 'My Tickets (2)' section is highlighted with a red box, showing two tickets: 'Sec 429, Row K, Seat 7' and 'Sec 429, Row K, Seat 8', both marked as 'Donated: Donated'. Navigation options for 'Transfer Tickets', 'Sell Tickets', and 'Donate Tickets' are also visible.

The tickets you donated will no longer be accessible via your account manager, but will show as “Donated.” After your first donation you will receive an email directly from Vet Tix to set up your account. Once your account is set up with Vet Tix, you will be able to collect your tax donation receipts and read testimonials from the veterans and their families who enjoyed the event on your behalf!

Anaheim Ducks Account Manager

Accessing Your Invoice (Step 1)

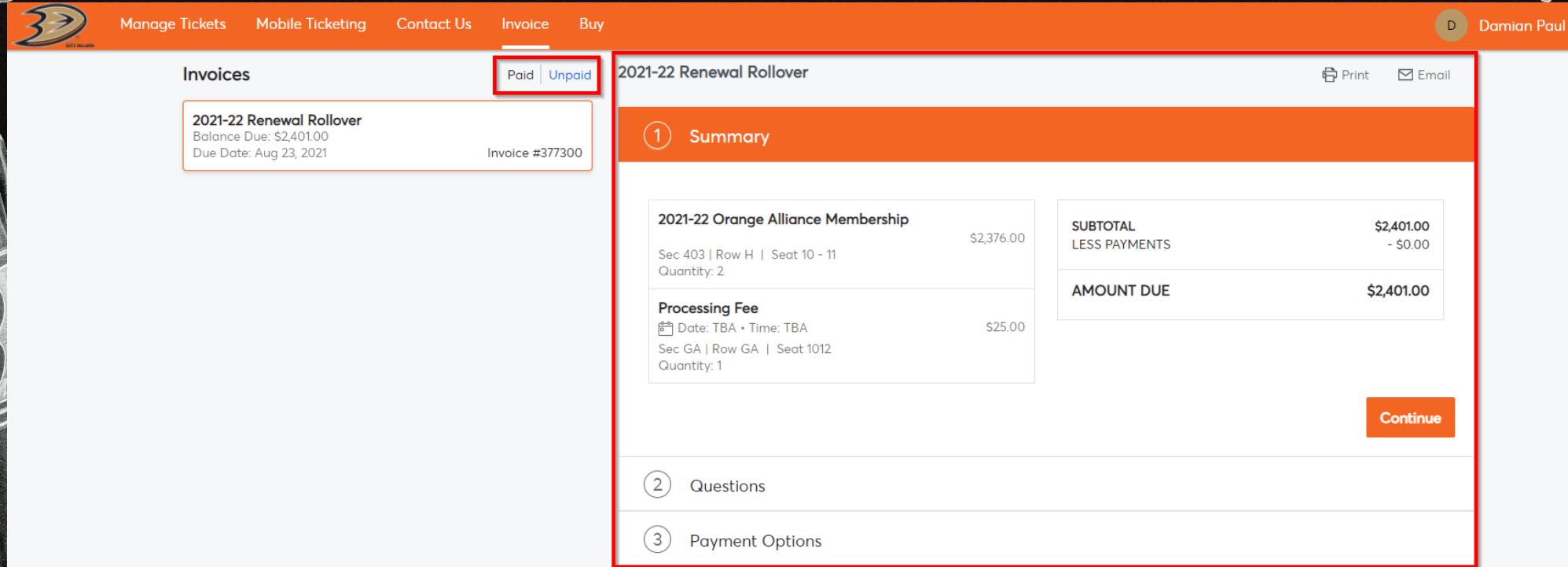


The screenshot shows the Anaheim Ducks Account Manager website interface. The top navigation bar is orange and contains the following links: Manage Tickets, Mobile Ticketing, Contact Us, Invoice (highlighted with a red box), and Buy. On the right side of the navigation bar, there is a user profile icon labeled 'D Damian Paul' and a shopping cart icon. Below the navigation bar, there is a search bar with the placeholder text 'Find an event'. A purple banner below the search bar contains a mobile phone icon and the text 'Your phone is your ticket. For the fastest way in, add your ticket to your digital wallet.' Below the banner, there are two event listings. The first listing is for 'Ducks vs. San Jose Sharks' on Sun • Sep 26, 2021 • 05:00 PM at Anaheim, CA — HONDA Center, with a 'Select Event' button. The second listing is for 'Ducks vs. Arizona Coyotes' on Wed • Sep 29, 2021 • 07:00 PM at Anaheim, CA — HONDA Center, also with a 'Select Event' button. The background of the page features a black and white image of an Anaheim Ducks player in full gear, including a helmet and jersey.

Once logged in to the Anaheim Ducks Account Manager you have access to view **paid/unpaid Invoices** as well as **pay unpaid Invoices**. To start, click on the **“Invoice”** tab in the top menu bar.

Anaheim Ducks Account Manager

Accessing Your Invoice (Step 2)



The screenshot displays the Anaheim Ducks Account Manager interface. The top navigation bar includes 'Manage Tickets', 'Mobile Ticketing', 'Contact Us', 'Invoice', and 'Buy'. The user's name, 'Damian Paul', is visible in the top right corner. The main content area is divided into two sections: 'Invoices' and '2021-22 Renewal Rollover'.

Invoices Section:

- Buttons: 'Paid' (highlighted with a red box) and 'Unpaid'.
- Invoice Summary: '2021-22 Renewal Rollover', Balance Due: \$2,401.00, Due Date: Aug 23, 2021, Invoice #377300.

2021-22 Renewal Rollover Section:

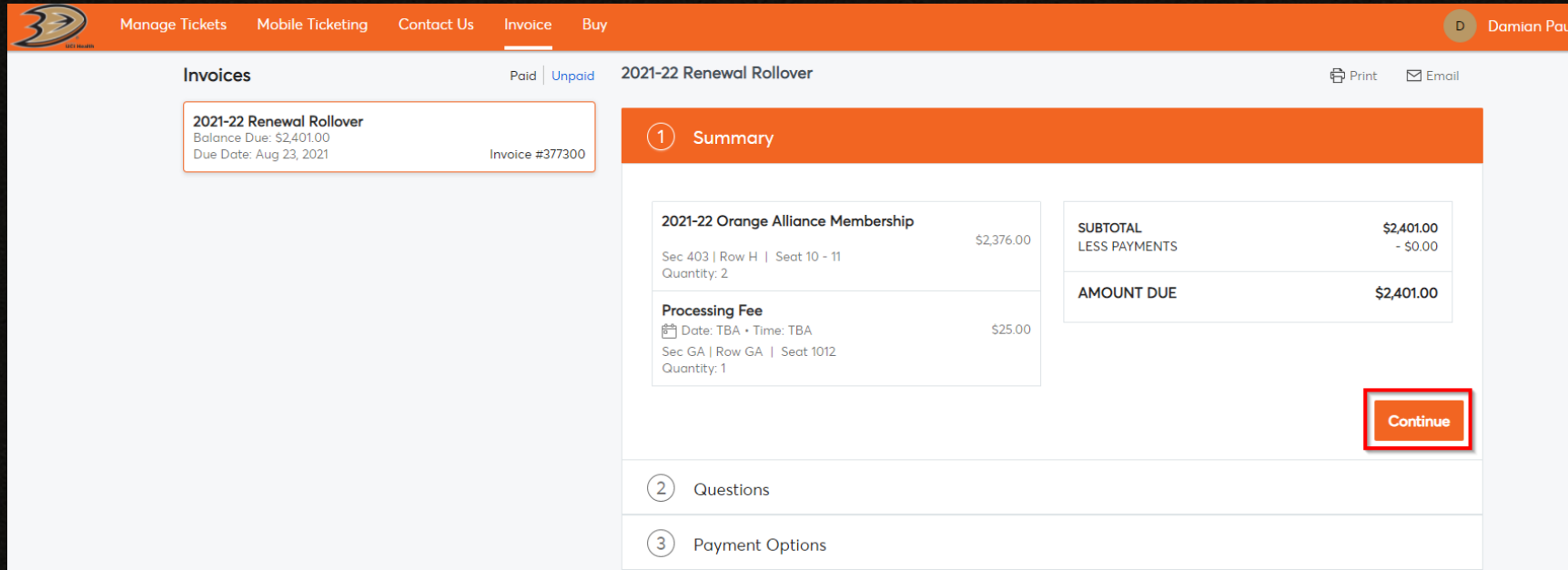
- Section Header: '1 Summary'.
- Item 1: '2021-22 Orange Alliance Membership' with a price of \$2,376.00. Details: Sec 403 | Row H | Seat 10 - 11, Quantity: 2.
- Item 2: 'Processing Fee' with a price of \$25.00. Details: Date: TBA • Time: TBA, Sec GA | Row GA | Seat 1012, Quantity: 1.
- Summary Table:

SUBTOTAL	\$2,401.00
LESS PAYMENTS	- \$0.00
AMOUNT DUE	\$2,401.00
- Buttons: 'Print' and 'Email'.
- Next Steps: '2 Questions' and '3 Payment Options'.
- Continue Button: 'Continue'.

You will now have access to toggle between paid/unpaid invoices, as well as the ability to pay any unpaid invoices.

Anaheim Ducks Account Manager

Paying Your Invoice (Step 1)



The screenshot displays the Anaheim Ducks Account Manager interface. At the top, there is a navigation bar with links for 'Manage Tickets', 'Mobile Ticketing', 'Contact Us', 'Invoice', and 'Buy'. The user's name, 'Damian Paul', is visible in the top right corner. The main content area is titled 'Invoices' and shows a list of invoices. The selected invoice is '2021-22 Renewal Rollover' with a balance due of \$2,401.00 and a due date of August 23, 2021. The invoice number is #377300. Below the invoice list, there is a 'Summary' section with a red header. It contains a table with the following items:

2021-22 Orange Alliance Membership	
Sec 403 Row H Seat 10 - 11 Quantity: 2	\$2,376.00
Processing Fee	
Date: TBA • Time: TBA Sec GA Row GA Seat 1012 Quantity: 1	\$25.00
SUBTOTAL	\$2,401.00
LESS PAYMENTS	- \$0.00
AMOUNT DUE	\$2,401.00

Below the table, there is a red 'Continue' button. At the bottom of the page, there are two more sections: 'Questions' and 'Payment Options'.

To start the process of paying your unpaid invoice, click “Continue”.

Anaheim Ducks Account Manager

Paying Your Invoice (Step 2)

Manage Tickets Mobile Ticketing Contact Us Invoice Buy Damian Paul

Invoices Paid | Unpaid 2021-22 Renewal Rollover Print Email

2021-22 Renewal Rollover
Balance Due: \$2,401.00
Due Date: Aug 23, 2021 Invoice #377300

Summary Questions **3 Payment Options**

Payment Option
Select Payment Option

Payment Method [Edit / Add](#)
Select Payment Method

Split this payment

SUBTOTAL	\$2,401.00
LESS PAYMENTS	-\$0.00
AMOUNT DUE	\$2,401.00
PAY TODAY	\$2,401.00

Rollover money, if any, has been applied toward the first month(s) of your payment plan. Please review your payment schedule by clicking on the 'View Payment Schedule' link located above the Payment Option that you selected. If you are requesting a refund of rollover money, your payment schedule will be adjusted within a few days. Please review your invoice at a later time after completing payment plan sign up.

I authorize the Anaheim Ducks to charge my credit card included here for all payments due for my Season Ticket Membership.

Pay Now

You now have access to select which card you would like to pay with. Under Payment Method, all of your stored cards should be listed on the dropdown menu. If you would like to add or edit one of your stored cards select **“Edit/Add.”**

Anaheim Ducks Account Manager

Paying Your Invoice (Step 3)

Add Payment Method

[< Back](#) **Add New Credit or Debit Card**

First Name on Card * Last Name *
Required

Card Number *
Invalid card number

Expiration Date* MM YY Zip Code

Use billing address on this account

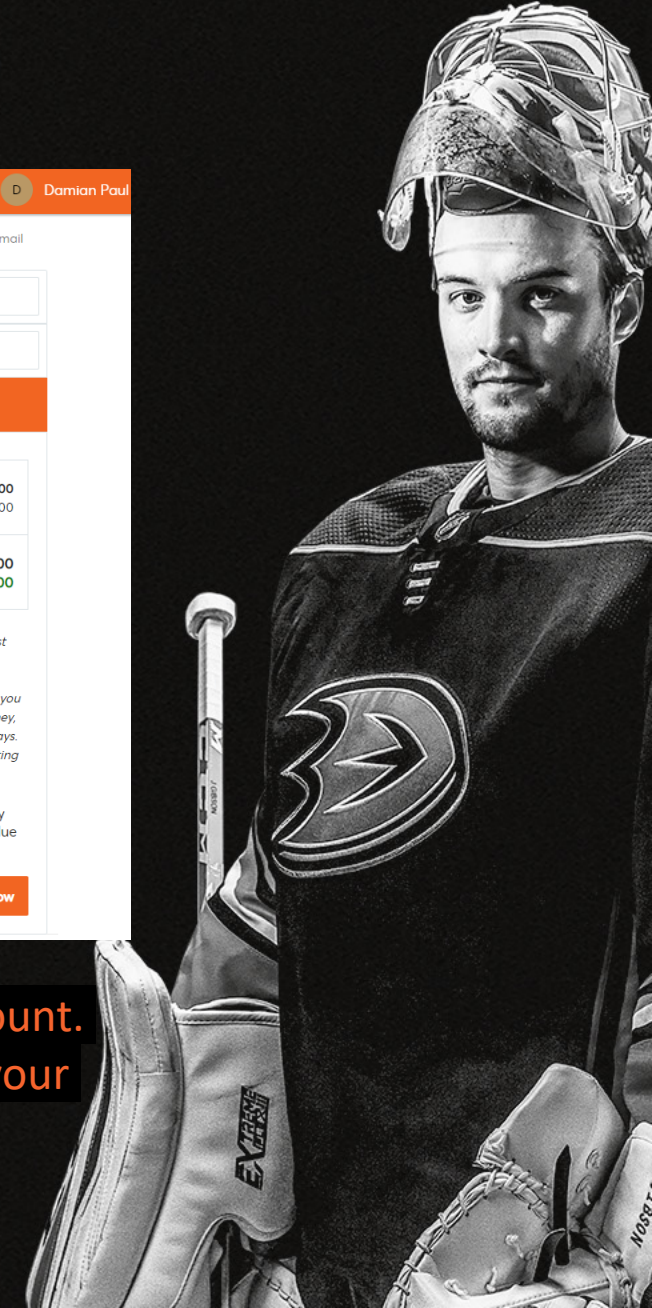

Street Address 1*

Street Address 2

To add a new card, enter your Credit Card information and select the boxes if you would like to store this card to your account and if you would like to use the billing address on your account. Once you have completed the necessary information the **“Save”** button will activate and you can click it to proceed.

Anaheim Ducks Account Manager

Paying Your Invoice (Step 4)



Manage Tickets Mobile Ticketing Contact Us Invoice Buy Damian Paul

Invoices

Paid Unpaid 2021-22 Renewal Rollover

2021-22 Renewal Rollover
Balance Due: \$2,401.00
Due Date: Aug 23, 2021 Invoice #377300

Summary Questions **3** Payment Options

Payment Option: Pay In Full

Payment Method: VISA ****1111, Damian Paul, Exp. 01/24

CVV Amount: \$ 2,401.00

Split this payment

AMOUNT DUE \$2,401.00

COMPLETED

SUBTOTAL \$2,401.00
LESS PAYMENTS -\$0.00

AMOUNT DUE \$2,401.00
PAY TODAY \$2,401.00

Rollover money, if any, has been applied toward the first month(s) of your payment plan. Please review your payment schedule by clicking on the 'View Payment Schedule' link located above the Payment Option that you selected. If you are requesting a refund of rollover money, your payment schedule will be adjusted within a few days. Please review your invoice at a later time after completing payment plan sign up.

I authorize the Anaheim Ducks to charge my credit card included here for all payments due for my Season Ticket Membership.

Pay Now

You will now see your Credit Cards that are associated with your account. To confirm your card, please provide the CVV code associated with your credit card. Click "Pay Now" and confirm to complete payment.