

VISITOR

HOME

Game Summary



1

Game
Friday, October 5, 2007
Attendance 17,816 at RBC Center
Start 7:07 EDT ; End 9:28 EDT
Game 6015
Final



4

PITTSBURGH PENGUINS
Game 1 Away Game 1

CAROLINA HURRICANES
Game 2 Home Game 2

SCORING SUMMARY

| G | Per | Time | Str | Team | Goal Scorer | Assist | Assist | PIT on Ice | CAR on Ice |
|---|-----|-------|-----|------|------------------|---------------------|-------------------|-----------------------|-----------------------|
| 1 | 1 | 7:08 | EV | CAR | 12 E.STAAL(2) | 42 T.GLEASON(1) | 51 J.HAMILTON(1) | 3, 16, 27, 29, 37, 55 | 5, 12, 26, 30, 42, 51 |
| 2 | 1 | 13:21 | EV | CAR | 12 E.STAAL(3) | 26 E.COLE(1) | 51 J.HAMILTON(2) | 4, 8, 12, 29, 44, 71 | 7, 12, 26, 30, 42, 51 |
| 3 | 2 | 14:11 | EV | CAR | 16 A.LADD(1) | 11 J.WILLIAMS(2) | 4 D.SEIDENBERG(1) | 4, 5, 11, 17, 29, 87 | 4, 11, 16, 17, 22, 30 |
| 4 | 2 | 17:35 | PP | CAR | 51 J.HAMILTON(1) | 17 R.BRIND'AMOUR(2) | 13 R.WHITNEY(1) | 19, 20, 25, 29, 44 | 8, 13, 16, 17, 30, 51 |
| 5 | 3 | 16:37 | PP | PIT | 8 M.RECCHI(1) | 71 E.MALKIN(1) | 55 S.GONCHAR(1) | 8, 17, 30, 55, 71, 87 | 5, 11, 30, 42, 59 |

PITTSBURGH PENGUINS

CAROLINA HURRICANES

PENALTY SUMMARY

| # | Per | Time | Player | PIM | Penalty | # | Per | Time | Player | PIM | Penalty |
|----------|-----|-------|--------------|-----|----------------|----------|-----|-------|---------------|-----|-------------|
| 1 | 1 | 3:00 | 37 J.RUUTU | 2 | Cross checking | 1 | 1 | 13:48 | 59 C.LAROSE | 2 | Hi-sticking |
| 2 | 1 | 16:43 | 37 J.RUUTU | 2 | Hooking | 2 | 2 | 2:30 | 26 E.COLE | 2 | Hi-sticking |
| 3 | 2 | 2:15 | 12 R.MALONE | 2 | Hooking | 3 | 2 | 19:41 | 12 E.STAAL | 2 | Hooking |
| 4 | 2 | 6:14 | 87 S.CROSBY | 2 | Tripping | 4 | 3 | 5:57 | 24 S.WALKER | 2 | Slashing |
| 5 | 2 | 16:24 | 55 S.GONCHAR | 2 | Cross checking | 5 | 3 | 14:33 | 11 J.WILLIAMS | 2 | Holding |
| TOT 5-10 | | | | | | TOT 6-12 | | | | | |

BY PERIOD

| Per | Goals | Shots | PN | PIM | Per | Goals | Shots | PN | PIM |
|-----|-------|-------|----|-----|-----|-------|-------|----|-----|
| 1 | 0 | 9 | 2 | 4 | 1 | 2 | 10 | 1 | 2 |
| 2 | 0 | 10 | 3 | 6 | 2 | 2 | 16 | 2 | 4 |
| 3 | 1 | 15 | 0 | 0 | 3 | 0 | 7 | 3 | 6 |
| TOT | 1 | 34 | 5 | 10 | TOT | 4 | 33 | 6 | 12 |

POWERPLAYS (Goals-Opp. / Power Play Time)

| 5v4 | 5v3 | 4v3 | TOT | 5v4 | 5v3 | 4v3 | TOT |
|-----------|-----------|-----|-----------|-----------|-----|-----|-----------|
| 1-5/07:17 | 0-1/01:03 | | 1-6/08:20 | 1-5/07:26 | | | 1-5/07:26 |

EVEN STRENGTH (Goals-Occurrences / Time)

| 5v5 | 4v4 | 3v3 | TOT | 5v5 | 4v4 | 3v3 | TOT |
|------------|-----------|-----|------------|------------|-----------|-----|------------|
| 0-10/41:05 | 0-1/02:00 | | 0-11/43:05 | 3-10/41:05 | 0-1/02:00 | | 3-11/43:05 |

SHOTS SUMMARY (Goals-Shots On Goal)

| EV | PP | SH | TOT | EV | PP | SH | TOT | |
|------|-----|-----|------|------|------|-----|------|-----|
| 0-25 | 1-8 | 0-1 | 1-34 | 3-23 | 1-7 | 0-3 | 4-33 | |
| 5v5 | 5v4 | 5v3 | 4v5 | 4v4 | 4v3 | 3v5 | 3v4 | 3v3 |
| 0-23 | 1-7 | 0-1 | 0-1 | 0-2 | 3-21 | 1-7 | 0-3 | 0-2 |

FACE-OFF SUMMARY (Face-offs Won-Face-offs Total / Percentage)

| EV | PP | SH | TOT | EV | PP | SH | TOT |
|-----------|----------|---------|-----------|-----------|---------|----------|-----------|
| 21-41/51% | 4-13/31% | 1-8/13% | 25-60/42% | 20-41/49% | 7-8/88% | 9-13/69% | 36-62/58% |

OFFICIALS

Referee: #12 Don Koharski
#20 Tim Peel
Standby:
Linesman: #95 Jonny Murray
#79 Mark Pare
Standby:

3 STARS Picked By: Media

Team Pos Player
1. CAR G 30 C.WARD
2. CAR C 12 E.STAAL
3. CAR L 16 A.LADD

© Copyright 2007, National Hockey League 2007-10-06-0.19.06

11
87 17
12 71 8
10 16 20
37 25 27
44 19
3 55
5 4

VISITOR

Event Summary

HOME



1



Game
Friday, October 5, 2007
Attendance 17,816 at RBC Center
Start 7:07 EDT ; End 9:28 EDT
Game 0015



4



PITTSBURGH PENGUINS
Game 1 Away Game 1

CAROLINA HURRICANES
Game 2 Home Game 2

| GOALTENDER SUMMARY | | | | | | | | | | | |
|---------------------|---|------------------------|--|--------------|--------------|--------------|--------------|---------------------|-------------|------------|-------------|
| PITTSBURGH PENGUINS | | | | TOI | | | | GOALS-SHOTS AGAINST | | | |
| | | | | EV | PP | SH | TOT | 1 | 2 | 3 | TOT |
| 29 | G | FLEURY, MARC-ANDRE (L) | | 29:23 | 02:38 | 07:50 | 39:51 | 2-10 | 2-16 | | 4-26 |
| 30 | G | SABOURIN, DANY | | 13:33 | 06:27 | 00:00 | 20:00 | | | 0-7 | 0-7 |
| | | EMPTY NET | | 00:09 | 00:00 | 00:00 | 00:09 | | | | |
| TEAM TOTALS | | | | 43:05 | 09:05 | 07:50 | 60:00 | 2-10 | 2-16 | 0-7 | 4-33 |

| GOALTENDER SUMMARY | | | | | | | | | | | |
|---------------------|---|---------------|--|--------------|--------------|--------------|--------------|---------------------|-------------|-------------|-------------|
| CAROLINA HURRICANES | | | | TOI | | | | GOALS-SHOTS AGAINST | | | |
| | | | | EV | PP | SH | TOT | 1 | 2 | 3 | TOT |
| 30 | G | WARD, CAM (W) | | 43:05 | 07:49 | 09:05 | 59:59 | 0-9 | 0-10 | 1-15 | 1-34 |
| 47 | G | GRAHAME, JOHN | | 00:00 | 00:01 | 00:00 | 00:01 | | | | |
| | | EMPTY NET | | 00:00 | 00:01 | 00:00 | 00:01 | | | | |
| TEAM TOTALS | | | | 43:05 | 07:50 | 09:05 | 60:00 | 0-9 | 0-10 | 1-15 | 1-34 |

| TEAM SUMMARY | | | | | | | | | | | | | | | | | | | | | | |
|---------------------|----|--------------------|-----|-----------|----------|------------|----------|-----------|-------|-------|-------|---|-----------|-----------|-----------|-----------|----------|----------|-----------|-----------|-----------|-----------|
| PITTSBURGH PENGUINS | | | | TOI | | | | | | | S | | | | | | | | | | | |
| | GA | P | +/- | PN | PIM | TOT | SHF | AVG | PP | SH | EV | S | A/B | MS | HT | GV | TK | BS | FW | FL | F% | |
| 3 | | | -1 | | | 18:11 | 22 | 00:44 | 00:00 | 02:30 | 13:41 | 1 | | | 1 | | | 2 | | | | |
| 4 | | | -2 | | | 18:46 | 23 | 00:48 | 00:38 | 01:30 | 16:38 | | 1 | | 3 | | | | | | | |
| 5 | | | -1 | | | 18:14 | 24 | 00:45 | 02:00 | 01:42 | 14:32 | 1 | | 1 | 1 | | | | | | | |
| 8 | | | -1 | | | 18:21 | 22 | 00:50 | 08:09 | 00:08 | 12:04 | 6 | 1 | 1 | 1 | 1 | 1 | | | | | |
| 10 | | | | | | 14:43 | 18 | 00:49 | 01:26 | 00:00 | 13:17 | 1 | 1 | | 1 | 1 | 1 | | | | | |
| 11 | | | -1 | | | 12:59 | 20 | 00:38 | 00:04 | 02:35 | 10:20 | 2 | 1 | | | | | 3 | 0 | 3 | 0 | |
| 12 | | | -1 | 1 | 2 | 15:51 | 22 | 00:43 | 01:00 | 02:58 | 11:53 | 2 | | | | | | | | | | |
| 16 | | | -1 | | | 13:36 | 22 | 00:37 | 01:47 | 00:48 | 11:01 | 2 | 2 | 3 | | 1 | 1 | | 6 | 7 | 46 | |
| 17 | | | -1 | | | 14:56 | 21 | 00:42 | 03:55 | 00:08 | 10:53 | 2 | 1 | | 1 | | | | | | | |
| 19 | | | | | | 24:03 | 23 | 01:02 | 05:58 | 03:26 | 14:39 | 3 | 1 | | 1 | 2 | | | | | | |
| 20 | | | | | | 18:48 | 25 | 00:45 | 00:16 | 04:24 | 14:08 | 2 | | 2 | | | | | 1 | | | |
| 25 | | | | | | 13:07 | 18 | 00:43 | 00:16 | 04:05 | 08:46 | 1 | 1 | | 4 | 1 | | | 5 | 8 | 38 | |
| 27 | | | -1 | | | 07:04 | 13 | 00:32 | 00:55 | 00:00 | 06:09 | 2 | | | 1 | | | | | | | |
| 37 | | | -1 | 2 | 4 | 05:58 | 12 | 00:29 | 00:41 | 00:23 | 04:54 | 1 | | 1 | 4 | | | | | | | |
| 44 | | | -1 | | | 19:57 | 24 | 00:49 | 01:41 | 03:38 | 14:38 | 1 | 1 | 1 | 1 | | | | 4 | | | |
| 55 | | | -1 | 1 | 2 | 21:42 | 25 | 00:52 | 06:46 | 02:54 | 12:02 | 2 | 3 | 2 | 2 | 1 | 2 | | | | | |
| 71 | | | -1 | | | 17:15 | 21 | 00:49 | 05:48 | 00:07 | 11:20 | 4 | | 1 | 1 | 1 | 1 | | 3 | 6 | 33 | |
| 87 | | | -1 | 1 | 2 | 19:27 | 29 | 00:40 | 06:05 | 00:43 | 12:39 | 1 | 1 | | 2 | | | 2 | 12 | 12 | 50 | |
| 29 | G | FLEURY, MARC-ANDRE | | | | | | | | | | | | | | | | | | | | |
| 30 | G | SABOURIN, DANY | | | | | | | | | | | | | | | | | | | | |
| TEAM TOTALS | | | | 12 | 3 | -15 | 5 | 10 | | | | | 34 | 14 | 12 | 24 | 7 | 4 | 16 | 25 | 35 | 42 |

| TEAM SUMMARY | | | | | | | | | | | | | | | | | | | | | | |
|---------------------|----|---------------|-----|-----------|-----------|------------|----------|-----------|-------|-------|-------|---|-----------|-----------|-----------|-----------|----------|----------|-----------|-----------|-----------|-----------|
| CAROLINA HURRICANES | | | | TOI | | | | | | | S | | | | | | | | | | | |
| | GA | P | +/- | PN | PIM | TOT | SHF | AVG | PP | SH | EV | S | A/B | MS | HT | GV | TK | BS | FW | FL | F% | |
| 2 | | | | | | 18:16 | 28 | 00:39 | 00:18 | 04:14 | 13:44 | 1 | 1 | | 1 | | | 1 | 3 | | | |
| 4 | | | +1 | | | 17:23 | 23 | 00:45 | 00:30 | 00:35 | 16:18 | 3 | 1 | 1 | 2 | | | 3 | | | | |
| 5 | | | +1 | | | 17:55 | 27 | 00:39 | 02:35 | 02:18 | 13:02 | 1 | 1 | 1 | | | | 1 | | | | |
| 7 | | | +1 | | | 19:44 | 29 | 00:40 | 00:06 | 03:57 | 15:41 | 3 | 1 | 3 | | | 1 | | | | | |
| 8 | | | | | | 15:29 | 20 | 00:46 | 03:33 | 00:31 | 11:25 | 2 | | 1 | | | | | 8 | 3 | 73 | |
| 11 | | | +1 | 1 | 2 | 17:44 | 26 | 00:40 | 03:09 | 03:45 | 10:50 | 2 | 2 | 1 | 3 | | | 1 | | | | |
| 12 | | | +2 | 1 | 2 | 17:29 | 22 | 00:47 | 04:05 | 00:07 | 13:17 | 5 | 1 | 1 | 1 | | 1 | | 10 | 3 | 77 | |
| 13 | | | | | | 16:52 | 19 | 00:53 | 04:38 | 00:31 | 11:43 | 2 | 1 | 3 | | | | | | | | |
| 16 | | | +1 | | | 13:03 | 17 | 00:46 | 04:20 | 00:38 | 08:05 | 2 | | | 2 | | | 1 | | | | |
| 17 | | | +1 | | | 18:26 | 25 | 00:44 | 03:51 | 05:24 | 09:11 | 1 | | 1 | | 1 | | | 14 | 13 | 52 | |
| 19 | | | | 1 | 2 | 11:43 | 17 | 00:41 | 00:20 | 01:41 | 09:42 | 2 | | | | | 1 | | 3 | 6 | 33 | |
| 22 | | | +1 | | | 14:46 | 20 | 00:44 | 00:30 | 03:06 | 11:10 | 1 | | | 1 | | | | | | | |
| 24 | | | | 1 | 2 | 13:57 | 18 | 00:46 | 02:47 | 00:03 | 11:07 | 4 | | 1 | 2 | | 1 | 1 | | | | |
| 26 | | | +2 | 1 | 2 | 15:27 | 19 | 00:48 | 03:21 | 00:00 | 12:06 | 3 | 1 | | 4 | 2 | | | | | | |
| 27 | | | | | | 10:49 | 16 | 00:40 | 00:03 | 02:39 | 08:07 | 1 | 2 | | 3 | | | | | | | |
| 42 | | | +2 | | | 19:21 | 26 | 00:44 | 00:03 | 04:00 | 15:18 | 2 | | 1 | | 2 | | 2 | | | | |
| 51 | | | +2 | | | 17:50 | 21 | 00:50 | 04:59 | 00:03 | 12:48 | 3 | 2 | | | | | | | | | |
| 59 | | | | 1 | 2 | 12:39 | 18 | 00:42 | 00:03 | 02:30 | 10:06 | 1 | 1 | 2 | 1 | 1 | 1 | 2 | 1 | 1 | 50 | |
| 30 | G | WARD, CAM | | | | | | | | | | | | | | | | | | | | |
| 47 | G | GRAHAME, JOHN | | | | | | | | | | | | | | | | | | | | |
| TEAM TOTALS | | | | 48 | 12 | +15 | 6 | 12 | | | | | 33 | 16 | 13 | 24 | 6 | 6 | 14 | 36 | 28 | 58 |

G=Goals A=Assists P=Points +/-=Plus/Minus PN=Number of Penalties PIM=Penalty Minutes TOI=Time On Ice SHF=# of Shifts AVG=Average Time/Shift S=Shots on Goal A/B=Attempts Blocked MS=Missed Shots HT=Hits Given GV=Giveaways TK=Takeaways BS=Blocked Shots FW=Faceoffs Won FL=Faceoffs Lost F%=Faceoff Win Percentage PP=Power Play SH=Short Handed EV=Even Strength OT=Overtime TOT=Total

VISITOR

Game Summary

HOME



Game
Saturday, October 6, 2007
Attendance 17,132 at Mellon Arena
Start 7:42 EDT ; End 10:16 EDT
Game 0027
Final

ANAHEIM DUCKS
Game 5 Away Game 4

PITTSBURGH PENGUINS
Game 2 Home Game 1

SCORING SUMMARY

| G | Per | Time | Str | Team | Goal | Scorer | Assist | Assist | ANA on Ice | PIT on Ice |
|---|-----|-------|-----|------|------|----------------|--------------------|---------------------|-----------------------|------------------------|
| 1 | 1 | 6:34 | PP | ANA | 14 | C.KUNITZ(2) | 23 F.BEAUCHEMIN(2) | 25 C.PRONGER(3) | 1, 14, 19, 23, 25, 42 | 3, 20, 25, 29, 55 |
| 2 | 1 | 16:39 | PP | PIT | 17 | P.SYKORA(1) | 10 G.ROBERTS(1) | 16 E.CHRISTENSEN(1) | 1, 14, 15, 23, 40 | 5, 10, 16, 17, 29, 44 |
| 3 | 2 | 1:25 | EV | ANA | 15 | R.GETZLAF(2) | 23 F.BEAUCHEMIN(3) | | 1, 10, 14, 15, 23, 40 | 3, 10, 20, 25, 29, 55 |
| 4 | 2 | 3:56 | EV | PIT | 20 | C.ARMSTRONG(1) | 10 G.ROBERTS(2) | | 1, 4, 7, 19, 20, 42 | 3, 10, 16, 20, 29, 55 |
| 5 | 2 | 4:16 | EV | PIT | 71 | E.MALKIN(1) | 17 P.SYKORA(1) | | 1, 10, 14, 15, 21, 25 | 3, 12, 17, 29, 55, 71 |
| 6 | 3 | 6:18 | SH | ANA | 14 | C.KUNITZ(3) | 23 F.BEAUCHEMIN(4) | | 1, 7, 14, 23, 52 | 10, 19, 29, 55, 71, 87 |
| 7 | 3 | 13:32 | EV | PIT | 17 | P.SYKORA(2) | 27 G.LARAQUE(1) | 71 E.MALKIN(2) | 1, 4, 19, 23, 40, 42 | 17, 19, 27, 29, 44, 71 |
| 8 | 3 | 13:51 | EV | PIT | 12 | R.MALONE(1) | 87 S.CROSBY(1) | 4 R.SCUDERI(1) | 1, 18, 21, 22, 25, 44 | 4, 5, 8, 12, 29, 87 |
| 9 | 3 | 19:38 | EV | ANA | 10 | C.PERRY(3) | 15 R.GETZLAF(1) | 14 C.KUNITZ(1) | 4, 10, 14, 15, 23, 25 | 3, 8, 12, 29, 55, 87 |

ANAHEIM DUCKS

PITTSBURGH PENGUINS

PENALTY SUMMARY

| # | Per | Time | Player | PIM | Penalty | # | Per | Time | Player | PIM | Penalty |
|----------|-----|-------|---------------|-----|----------------|----------|-----|-------|--------------|-----|-------------------|
| 1 | 1 | 1:34 | 21 S.ODONNELL | 2 | Hooking | 1 | 1 | 1:46 | 71 E.MALKIN | 2 | Interference |
| 2 | 1 | 14:41 | 7 S.HNIDY | 2 | Holding | 2 | 1 | 5:31 | 12 R.MALONE | 2 | Holding the stick |
| 3 | 2 | 12:23 | 40 K.HUSKINS | 2 | Cross checking | 3 | 1 | 7:59 | 12 R.MALONE | 2 | Cross checking |
| 4 | 3 | 5:13 | 10 C.PERRY | 2 | Interference | 4 | 2 | 5:06 | 8 M.RECCHI | 2 | Tripping |
| 5 | 3 | 15:55 | 15 R.GETZLAF | 2 | Tripping | 5 | 2 | 14:49 | 55 S.GONCHAR | 2 | Cross checking |
| TOT 5-10 | | | | | | TOT 5-10 | | | | | |

BY PERIOD

| Per | Goals | Shots | PN | PIM | Per | Goals | Shots | PN | PIM |
|-----|-------|-------|----|-----|-----|-------|-------|----|-----|
| 1 | 1 | 8 | 2 | 4 | 1 | 1 | 12 | 3 | 6 |
| 2 | 1 | 10 | 1 | 2 | 2 | 2 | 5 | 2 | 4 |
| 3 | 2 | 5 | 2 | 4 | 3 | 2 | 12 | 0 | 0 |
| TOT | 4 | 23 | 5 | 10 | TOT | 5 | 29 | 5 | 10 |

POWERPLAYS (Goals-Opp. / Power Play Time)

| 5v4 | 5v3 | 4v3 | TOT | 5v4 | 5v3 | 4v3 | TOT |
|-----------|-----|-----|-----------|-----------|-----|-----|-----------|
| 1-5/07:15 | | | 1-5/07:15 | 1-5/08:10 | | | 1-5/08:10 |

EVEN STRENGTH (Goals-Occurrences / Time)

| 5v5 | 4v4 | 3v3 | TOT | 5v5 | 4v4 | 3v3 | TOT |
|------------|-----------|-----|------------|------------|-----------|-----|------------|
| 2-10/40:56 | 0-1/02:00 | | 2-11/42:56 | 4-10/40:56 | 0-1/02:00 | | 4-11/42:56 |

SHOTS SUMMARY (Goals-Shots On Goal)

| EV | PP | SH | TOT | EV | PP | SH | TOT | |
|------|-----|-----|------|------|------|-----|------|-----|
| 2-16 | 1-4 | 1-3 | 4-23 | 4-19 | 1-10 | | 5-29 | |
| 5v5 | 5v4 | 5v3 | 4v5 | 4v4 | 4v3 | 3v5 | 3v4 | 3v3 |
| 2-16 | 1-4 | | 1-3 | | | | | |
| | | | | 4-17 | 1-10 | | 0-2 | |

FACE-OFF SUMMARY (Face-offs Won-Face-offs Total / Percentage)

| EV | PP | SH | TOT | EV | PP | SH | TOT |
|-----------|---------|----------|-----------|-----------|----------|---------|-----------|
| 28-50/56% | 4-8/50% | 5-11/45% | 37-69/54% | 22-50/44% | 6-11/55% | 4-8/50% | 32-69/46% |

OFFICIALS

Referee: #8 Dave Jackson
#20 Tim Peel
Standby:
Linesman: #66 Darren Gibbs
#78 Brian Mach
Standby:

3 STARS Picked By: Media at Mellon Arena

| Team | Pos | Player |
|--------|-----|----------------|
| 1. PIT | R | 17 P.SYKORA |
| 2. PIT | R | 20 C.ARMSTRONG |
| 3. ANA | L | 14 C.KUNITZ |

© Copyright 2007, National Hockey League 2007-10-07-1.26.21

11 87 8
10 16 20
12 71 17
18 25 27
44 19
3 55
5 4

VISITOR

HOME

Event Summary



ANAHEIM DUCKS
Game 5 Away Game 4

Game
Saturday, October 6, 2007
Attendance 17,132 at Mellon Arena
Start 7:42 EDT ; End 10:16 EDT
Game 0027
Final



PITTSBURGH PENGUINS
Game 2 Home Game 1

| ANAHEIM DUCKS | | GOALTENDER SUMMARY | | | | GOALS-SHOTS AGAINST | | | |
|---------------|---------------------|--------------------|-------|-------|-------|---------------------|-----|------|------|
| | | EV | PP | SH | TOT | 1 | 2 | 3 | TOT |
| 1 | G HILLER, JONAS (L) | 42:05 | 08:25 | 08:39 | 59:09 | 1-12 | 2-5 | 2-12 | 5-29 |
| 30 | G BRYZGALOV, ILJA | | | | | | | | |
| EMPTY NET | | 00:51 | 00:00 | 00:00 | 00:51 | | | | |
| TEAM TOTALS | | 42:56 | 08:25 | 08:39 | 60:00 | 1-12 | 2-5 | 2-12 | 5-29 |

| PITTSBURGH PENGUINS | | GOALTENDER SUMMARY | | | | GOALS-SHOTS AGAINST | | | |
|---------------------|--------------------------|--------------------|-------|-------|-------|---------------------|------|-----|------|
| | | EV | PP | SH | TOT | 1 | 2 | 3 | TOT |
| 29 | G FLEURY, MARC-ANDRE (W) | 42:54 | 08:37 | 08:25 | 59:56 | 1-8 | 1-10 | 2-5 | 4-23 |
| 30 | G SABOURIN, DANY | | | | | | | | |
| EMPTY NET | | 00:02 | 00:02 | 00:00 | 00:04 | | | | |
| TEAM TOTALS | | 42:56 | 08:39 | 08:25 | 60:00 | 1-8 | 1-10 | 2-5 | 4-23 |

| ANAHEIM DUCKS | | TEAM SUMMARY | | | | | | | | | | TOI | | | | | | | | | | | | | |
|---------------|---|----------------------|---|----|----|----|----|-----|-------|-----|-------|-------|-------|-------|----|-----|----|----|----|----|----|----|----|-----|---|
| | | G | A | P | + | - | PN | PIM | TOT | SHF | AVG | PP | SH | EV | S | A/B | MS | HT | GV | TK | BS | FW | FL | F% | |
| 4 | R | BERTUZZI, TODD | | | | -1 | | | 14:04 | 20 | 00:42 | 03:44 | 00:07 | 10:13 | | | | | 3 | | | | 0 | 2 | 0 |
| 7 | D | HINDY, SHANE | | | | | 1 | 2 | 09:17 | 12 | 00:46 | 00:00 | 02:42 | 06:35 | | | | | | | 1 | | | | |
| 10 | R | PERRY, COREY | 1 | 1 | +1 | 1 | 2 | | 19:31 | 29 | 00:40 | 04:17 | 01:02 | 14:12 | 4 | 1 | 2 | 2 | 1 | | | 1 | 1 | 50 | |
| 14 | L | KUNITZ, CHRIS | 2 | 1 | 3 | +2 | | | 19:26 | 32 | 00:36 | 04:34 | 02:49 | 12:03 | 5 | 4 | 1 | 2 | | 1 | | 0 | 2 | 0 | |
| 15 | C | GETZLAF, RYAN | 1 | 1 | 2 | +1 | 1 | 2 | 19:35 | 31 | 00:37 | 03:07 | 02:15 | 14:13 | 3 | 2 | 2 | 2 | | | 1 | 5 | 12 | 29 | |
| 18 | L | MILLER, ANDREW | | | | -1 | | | 13:11 | 20 | 00:39 | 00:06 | 00:00 | 13:05 | 2 | | | 2 | 1 | | | | | | |
| 19 | C | MCDONALD, ANDY | | | | -2 | | | 16:40 | 24 | 00:41 | 05:06 | 00:07 | 11:27 | 1 | 2 | | | | | 1 | 11 | 5 | 69 | |
| 20 | D | KONDRATIEV, MAXIM | | | | -1 | | | 09:08 | 14 | 00:39 | 00:34 | 00:09 | 08:25 | | | 1 | | 1 | 1 | | | | | |
| 21 | D | O'DONNELL, SEAN | | | | -2 | 1 | 2 | 19:07 | 30 | 00:38 | 01:15 | 03:33 | 14:19 | | 3 | | 3 | 1 | | 3 | | | | |
| 22 | C | MARCHANT, TODD | | | | -1 | | | 19:16 | 29 | 00:39 | 00:12 | 05:04 | 14:00 | | | | 1 | | | | 18 | 10 | 64 | |
| 23 | D | BEAUCHEMIN, FRANCOIS | 3 | 3 | +2 | | | | 31:20 | 26 | 01:12 | 06:45 | 04:48 | 19:47 | 1 | 5 | 1 | 1 | | 1 | 2 | | | | |
| 24 | L | MAY, BRAD | | | | | | | 04:33 | 6 | 00:45 | 00:00 | 00:12 | 04:21 | 1 | | 1 | 1 | | | | | | | |
| 25 | D | PRONGER, CHRIS | 1 | 1 | -1 | | | | 29:08 | 33 | 00:52 | 08:01 | 04:38 | 18:29 | 2 | 1 | 1 | 1 | 1 | | 2 | | | | |
| 28 | R | MOWERS, MARK | | | | | | | 04:07 | 6 | 00:41 | 00:00 | 00:00 | 04:07 | | | | | | | | | | | |
| 40 | D | HUSKINS, KENT | | | | | 1 | 2 | 22:23 | 28 | 00:47 | 02:20 | 01:28 | 18:35 | 1 | | | 2 | | | 1 | | | | |
| 42 | R | KING, JASON | | | | -2 | | | 15:33 | 21 | 00:44 | 03:52 | 00:07 | 11:34 | 1 | 1 | 1 | | | | | | | | |
| 44 | C | NIEDERMAYER, ROB | | | | -1 | | | 20:02 | 28 | 00:42 | 00:12 | 05:14 | 14:36 | 2 | | | | | | 1 | | | | |
| 52 | C | CARTER, RYAN | | | | +1 | | | 04:32 | 7 | 00:38 | 00:00 | 01:02 | 03:30 | | -1 | | -2 | | | | 2 | 0 | 100 | |
| 1 | G | HILLER, JONAS | | | | | | | | | | | | | | | | | | | | | | | |
| 30 | G | BRYZGALOV, ILJA | | | | | | | | | | | | | | | | | | | | | | | |
| TEAM TOTALS | | 4 | 6 | 10 | -5 | 5 | 10 | | | | | | | | 23 | 20 | 10 | 20 | 5 | 2 | 13 | 37 | 32 | 54 | |

| PITTSBURGH PENGUINS | | TEAM SUMMARY | | | | | | | | | | TOI | | | | | | | | | | | | |
|---------------------|---|--------------------|---|----|----|----|----|-----|-------|-----|-------|-------|-------|-------|----|-----|----|----|----|----|----|----|----|----|
| | | G | A | P | + | - | PN | PIM | TOT | SHF | AVG | PP | SH | EV | S | A/B | MS | HT | GV | TK | BS | FW | FL | F% |
| 3 | D | EATON, MARK | | | | | | | 17:12 | 30 | 00:34 | 00:34 | 04:01 | 12:37 | 2 | 1 | | 2 | | | 7 | | | |
| 4 | D | SCUDERI, ROBERT | 1 | 1 | +1 | | | | 15:46 | 24 | 00:39 | 00:16 | 04:10 | 11:20 | | | | | | | 3 | | | |
| 5 | D | SYDOR, DARRYL | | | | +1 | | | 19:14 | 27 | 00:42 | 03:29 | 04:10 | 11:35 | | 1 | 1 | 3 | 2 | | | | | |
| 8 | R | RECCHI, MARK | | | | | 1 | 2 | 18:05 | 24 | 00:45 | 04:09 | 01:06 | 12:50 | 2 | | 2 | 1 | | | 1 | | | |
| 10 | L | ROBERTS, GARY | 2 | 2 | -1 | | | | 15:26 | 16 | 00:57 | 03:54 | 00:04 | 11:28 | 2 | | | 1 | 3 | | | | | |
| 11 | C | STAAL, JORDAN | | | | | | | 13:35 | 20 | 00:40 | 00:09 | 02:21 | 11:05 | 1 | 2 | | | | | | 2 | 1 | 67 |
| 12 | L | MALONE, RYAN | 1 | 1 | +1 | 2 | 4 | | 16:04 | 22 | 00:43 | 00:23 | 02:17 | 13:24 | 2 | 2 | 1 | 1 | 1 | | 2 | | | |
| 16 | C | CHRISTENSEN, ERIK | 1 | 1 | +1 | | | | 13:13 | 15 | 00:52 | 04:03 | 00:00 | 09:10 | 2 | | | | 1 | | | 5 | 6 | 45 |
| 17 | R | SYKORA, PETR | 2 | 1 | 3 | +2 | | | 13:49 | 21 | 00:39 | 03:49 | 00:00 | 10:00 | 5 | 3 | 2 | | | | | | | |
| 18 | R | HALL, ADAM | | | | | | | 10:35 | 17 | 00:37 | 00:16 | 02:51 | 07:28 | 2 | | | | | | 1 | 7 | 6 | 54 |
| 19 | D | WHITNEY, RYAN | | | | | | | 22:16 | 29 | 00:46 | 04:51 | 00:10 | 17:15 | 1 | | | 1 | 1 | | 1 | | | |
| 20 | R | ARMSTRONG, COLBY | 1 | 1 | | | | | 15:17 | 21 | 00:43 | 00:11 | 03:52 | 11:14 | 3 | | | | | 1 | | | | |
| 25 | C | TALBOT, MAXIME | | | | -1 | | | 11:19 | 16 | 00:42 | 00:16 | 03:51 | 07:12 | 1 | | | 2 | | | | 4 | 5 | 44 |
| 27 | R | LARAQUE, GEORGES | 1 | 1 | +1 | | | | 04:55 | 6 | 00:49 | 00:07 | 00:00 | 04:48 | 1 | | | 3 | | 1 | | | | |
| 44 | D | ORPIK, BROOKS | | | | +1 | | | 23:24 | 31 | 00:45 | 03:10 | 01:03 | 19:11 | | | 2 | 6 | | | 2 | | | |
| 55 | D | GONCHAR, SERGEI | | | | -1 | 1 | 2 | 22:18 | 31 | 00:43 | 04:58 | 03:16 | 14:04 | 3 | 1 | 2 | | | | 1 | | | |
| 71 | C | MALKIN, EVGENI | 1 | 1 | 2 | +1 | 1 | 2 | 17:55 | 23 | 00:46 | 04:01 | 01:00 | 12:54 | 2 | | 3 | | | | 3 | 5 | 38 | |
| 87 | C | CROSBY, SIDNEY | 1 | 1 | -1 | | | | 20:38 | 26 | 00:47 | 04:41 | 00:38 | 15:19 | 2 | 1 | | 1 | | | 2 | 11 | 14 | 44 |
| 29 | G | FLEURY, MARC-ANDRE | | | | | | | | | | | | | | | | | | 1 | | | | |
| 30 | G | SABOURIN, DANY | | | | | | | | | | | | | | | | | | | | | | |
| TEAM TOTALS | | 5 | 8 | 13 | +6 | 5 | 10 | | | | | | | | 29 | 13 | 14 | 23 | 6 | 2 | 20 | 32 | 37 | 46 |

G=Goals A=Assists P=Points +/-=Plus/Minus PN=Number of Penalties PIM=Penalty Minutes TOI=Time On Ice SHF=# of Shifts AVG=Average Time/Shift S=Shots on Goal A/B=Attempts Blocked MS=Missed Shots HT=Hits Given GV=Giveaways TK=Takeaways BS=Blocked Shots FW=Faceoffs Won FL=Faceoffs Lost F%=Faceoff Win Percentage PP=Power Play SH=Short Handed EV=Even Strength OT=Overtime TOT=Total

VISITOR

HOME

Game Summary



Game
Wednesday, October 10, 2007
Attendance 17,006 at Mellon Arena
Start 7:36 EDT ; End 9:57 EDT
Game 0043
Final

CANADIENS MONTREAL
Game 3 Away Game 3

PITTSBURGH PENGUINS
Game 3 Home Game 2

SCORING SUMMARY

| G | Per | Time | Str | Team | Goal Scorer | Assist | Assist | MTL on Ice | PIT on Ice |
|---|-----|-------|-----|------|------------------|------------------|----------------|------------------------|-----------------------|
| 1 | 2 | 7:08 | PP | PIT | 19 R.WHITNEY(1) | 8 M.RECCHI(1) | 87 S.CROSBY(2) | 6, 14, 31, 44, 51 | 8, 19, 29, 55, 71, 87 |
| 2 | 2 | 13:07 | PP | MTL | 14 T.PLEKANEC(1) | 79 A.MARKOV(3) | 32 M.STREIT(1) | 14, 27, 31, 32, 46, 79 | 4, 11, 12, 29, 44 |
| 3 | 2 | 17:00 | EV | MTL | 27 A.KOVALEV(1) | 14 T.PLEKANEC(1) | | 8, 14, 27, 31, 46, 79 | 5, 10, 16, 19, 20, 29 |
| 4 | 3 | 2:51 | EV | MTL | 79 A.MARKOV(2) | 73 M.RYDER(2) | 11 S.KOIVU(2) | 8, 11, 21, 31, 73, 79 | 4, 5, 16, 17, 18, 29 |
| 5 | 3 | 3:48 | EV | PIT | 25 M.TALBOT(1) | 71 E.MALKIN(3) | 8 M.RECCHI(2) | 6, 20, 31, 32, 79, 84 | 6, 19, 25, 29, 44, 71 |

CANADIENS MONTREAL

PITTSBURGH PENGUINS

PENALTY SUMMARY

| # | Per | Time | Player | PIM | Penalty | # | Per | Time | Player | PIM | Penalty |
|----------|-----|-------|---------------|-----|--------------------------|---------|-----|-------|--------------|-----|---------|
| 1 | 1 | 5:47 | TEAM | 2 | Too many men/ice - bench | 1 | 2 | 3:29 | 19 R.WHITNEY | 2 | Holding |
| 2 | 1 | 13:25 | 8 M.KOMISAREK | 2 | Slashing | 2 | 2 | 11:55 | 5 D.SYDOR | 2 | Hooking |
| 3 | 2 | 3:18 | 8 M.KOMISAREK | 2 | Hooking | TOT 2-4 | | | | | |
| 4 | 2 | 6:35 | 79 A.MARKOV | 2 | Cross checking | | | | | | |
| 5 | 2 | 8:06 | 26 J.GORGES | 2 | Roughing | | | | | | |
| TOT 5-10 | | | | | | | | | | | |

BY PERIOD

| Per | Goals | Shots | PN | PIM | Per | Goals | Shots | PN | PIM |
|-----|-------|-------|----|-----|-----|-------|-------|----|-----|
| 1 | 0 | 5 | 2 | 4 | 1 | 0 | 9 | 0 | 0 |
| 2 | 2 | 16 | 3 | 6 | 2 | 1 | 12 | 2 | 4 |
| 3 | 1 | 14 | 0 | 0 | 3 | 1 | 7 | 0 | 0 |
| TOT | 3 | 35 | 5 | 10 | TOT | 2 | 28 | 2 | 4 |

POWERPLAYS (Goals-Opp. / Power Play Time)

| 5v4 | 5v3 | 4v3 | TOT | 5v4 | 5v3 | 4v3 | TOT |
|-----------|-----|-----|-----------|-----------|-----|-----|-----------|
| 1-2/01:23 | | | 1-2/01:23 | 1-5/06:44 | | | 1-5/06:44 |

EVEN STRENGTH (Goals-Occurrences / Time)

| 5v5 | 4v4 | 3v3 | TOT | 5v5 | 4v4 | 3v3 | TOT |
|-----------|-----------|-----|-----------|-----------|-----------|-----|-----------|
| 2-7/48:47 | 0-1/02:00 | | 2-8/50:47 | 1-7/48:47 | 0-1/02:00 | | 1-8/50:47 |

SHOTS SUMMARY (Goals-Shots On Goal)

| EV | PP | SH | TOT | EV | PP | SH | TOT | |
|------|-----|-----|------|------|-----|-----|------|-----|
| 2-32 | 1-2 | 0-1 | 3-35 | 1-23 | 1-5 | | 2-28 | |
| 5v5 | 5v4 | 5v3 | 4v5 | 4v4 | 4v3 | 3v5 | 3v4 | 3v3 |
| 2-29 | 1-2 | | 0-1 | 0-3 | | | | |
| | | | | | | | | |
| | | | | 1-22 | 1-5 | 0-1 | | |

FACE-OFF SUMMARY (Face-offs Won-Face-offs Total / Percentage)

| EV | PP | SH | TOT | EV | PP | SH | TOT |
|-----------|----------|---------|-----------|-----------|---------|--------|-----------|
| 25-50/50% | 1-1/100% | 1-7/14% | 27-58/47% | 25-50/50% | 6-7/86% | 0-1/0% | 31-58/53% |

OFFICIALS

Referee: #30 Mike Hasenfratz
#45 Justin StPierre
Standby:
Linesman: #75 Derek Amell
#84 Tony Sericolo
Standby:

3 STARS Picked By: Mellon Arena Media

Team Pos Player
1. MTL D 79 A.MARKOV
2. MTL G 31 C.PRICE
3. PIT R 8 M.RECCHI

12 87 8 5 4
11 71 17 3 55
10 16 20 44 19
18 25 27

VISITOR

Event Summary

HOME



CANADIENS MONTREAL
Game 3 Away Game 3

Game
Wednesday, October 10, 2007
Attendance 17,008 at Mellon Arena
Start 7:36 EDT ; End 9:57 EDT
Game 0043
Final



PITTSBURGH PENGUINS
Game 3 Home Game 2

| | | GOALTENDER SUMMARY | | | | | | | |
|--------------------|--------------------|--------------------|--------------|--------------|--------------|---------------------|-------------|------------|-------------|
| CANADIENS MONTREAL | | TOI | | | | GOALS-SHOTS AGAINST | | | |
| | | EV | PP | SH | TOT | 1 | 2 | 3 | TOT. |
| 31 | G PRICE, CAREY (W) | 50:47 | 01:27 | 07:46 | 60:00 | 0-9 | 1-12 | 1-7 | 2-28 |
| 39 | G HUET, CRISTOBAL | | | | | | | | |
| TEAM TOTALS | | 50:47 | 01:27 | 07:46 | 60:00 | 0-9 | 1-12 | 1-7 | 2-28 |

| | | TOI | | | | GOALS-SHOTS AGAINST | | | |
|---------------------|--------------------------|--------------|--------------|--------------|--------------|---------------------|-------------|-------------|-------------|
| PITTSBURGH PENGUINS | | EV | PP | SH | TOT | 1 | 2 | 3 | TOT |
| 29 | G FLEURY, MARC-ANDRE (L) | 49:46 | 07:46 | 01:27 | 58:59 | 0-5 | 2-16 | 1-14 | 3-35 |
| 30 | G SABOURIN, DANY | | | | | | | | |
| EMPTY NET | | 01:01 | 00:00 | 00:00 | 01:01 | | | | |
| TEAM TOTALS | | 50:47 | 07:46 | 01:27 | 60:00 | 0-5 | 2-16 | 1-14 | 3-35 |

| | | TEAM SUMMARY | | | | | | | | | | | | | | | | | | | | | | | |
|--------------------|--------------------------|--------------|----------|----------|-----------|----------|-----------|-----|-------|-----|-------|-------|-------|-------|-----------|-----------|-----------|-----------|----------|----------|----------|-----------|-----------|-----------|----|
| CANADIENS MONTREAL | | G | A | P | + | - | PN | PIM | TOI | | | | | | | S | A/B | MS | HT | GV | TK | BS | FW | FL | F% |
| | | | | | | | | | TOT | SHF | AVG | PP | SH | EV | | | | | | | | | | | |
| 6 | R KOSTOPOULOS, TOM | | | | | -1 | | | 13:28 | 19 | 00:42 | 00:00 | 02:14 | 11:14 | 1 | 1 | 1 | | | | | | | | |
| 8 | D KOMISAREK, MICHAEL | | | | | +2 | 2 | 4 | 22:12 | 31 | 00:42 | 00:11 | 02:02 | 19:59 | 1 | | 3 | 1 | | 5 | | 7 | 8 | 47 | |
| 11 | C KOIVU, SAKU | | | | 1 | 1 | +1 | | 16:30 | 22 | 00:45 | 00:04 | 00:19 | 16:07 | 1 | | 2 | | | | | | | | |
| 14 | C PLEKANEC, TOMAS | | 1 | 1 | 2 | +1 | | | 16:47 | 20 | 00:50 | 01:12 | 01:59 | 13:36 | 2 | 1 | 2 | 1 | 2 | | | 5 | 9 | 36 | |
| 20 | C SMOLINSKI, BRYAN | | | | | -1 | | | 16:37 | 20 | 00:49 | 00:11 | 02:25 | 14:01 | 1 | | 1 | 1 | | 1 | | 8 | 4 | 67 | |
| 21 | C HIGGINS, CHRISTOPHER | | | | | +1 | | | 15:54 | 23 | 00:41 | 00:04 | 00:19 | 15:31 | 4 | 1 | 1 | 2 | | | 1 | | | | |
| 22 | L BEGIN, STEVE | | | | | | | | 11:44 | 17 | 00:41 | 00:00 | 02:52 | 08:52 | 3 | | 1 | 2 | | | | 1 | 2 | 33 | |
| 25 | D DANDENAULT, MATHIEU | | | | | | | | 11:45 | 18 | 00:39 | 00:00 | 03:03 | 08:42 | 1 | 1 | 1 | | | | | | | | |
| 26 | D GORGES, JOSH | | | | | | 1 | 2 | 16:21 | 26 | 00:37 | 00:04 | 01:56 | 14:21 | 2 | | 2 | | 2 | | | | | | |
| 27 | R KOVALEV, ALEX | | 1 | 1 | | +1 | | | 17:38 | 17 | 01:02 | 01:12 | 00:00 | 16:26 | 3 | 1 | | 2 | 3 | | | 1 | 0 | 100 | |
| 28 | C CHIPCHURA, KYLE | | | | | | | | 12:11 | 18 | 00:40 | 00:00 | 02:53 | 09:18 | 2 | | | | | | | 5 | 8 | 38 | |
| 32 | D STREIT, MARK | | 1 | 1 | | -1 | | | 15:26 | 19 | 00:48 | 01:23 | 00:00 | 14:03 | 1 | | | | | | | | | | |
| 44 | D HAMLIK, ROMAN | | | | | | | | 23:12 | 30 | 00:46 | 00:15 | 04:33 | 18:24 | 2 | 2 | | | | 2 | | | | | |
| 46 | L KASTSITSYN, ANDREI | | | | | +1 | | | 14:35 | 15 | 00:58 | 01:12 | 00:11 | 13:12 | 3 | 1 | | | | | | | | | |
| 51 | D BOUILLON, FRANCIS | | | | | | | | 19:09 | 23 | 00:49 | 00:00 | 03:48 | 15:21 | 2 | | 1 | | | | | | | | |
| 73 | R RYDER, MICHAEL | | 1 | 1 | | +1 | | | 13:07 | 19 | 00:41 | 00:15 | 00:15 | 12:37 | 3 | 2 | | 1 | | 1 | | | | | |
| 79 | D MARKOV, ANDREI | | 1 | 1 | 2 | +1 | 1 | 2 | 24:10 | 32 | 00:45 | 01:12 | 03:13 | 19:45 | 2 | 1 | 1 | | | | | | | | |
| 84 | R LATENDRESSE, GUILLAUME | | | | | -1 | | | 10:41 | 14 | 00:45 | 00:00 | 00:15 | 10:26 | 1 | | | | 1 | | | | | | |
| 31 | G PRICE, CAREY | | | | | | | | | | | | | | | | | | 1 | | | | | | |
| 39 | G HUET, CRISTOBAL | | | | | | | | | | | | | | | | | | | | | | | | |
| TEAM PENALTY | | | | | | | 1 | 2 | | | | | | | | | | | | | | | | | |
| TEAM TOTALS | | 3 | 5 | 8 | +5 | 5 | 10 | | | | | | | | 35 | 10 | 11 | 17 | 8 | 4 | 8 | 27 | 31 | 47 | |

| | | TEAM SUMMARY | | | | | | | | | | | | | | | | | | | | | | | |
|---------------------|----------------------|--------------|----------|----------|-----------|----------|----------|-----|-------|-----|-------|-------|-------|-------|-----------|----------|-----------|-----------|----------|----------|-----------|-----------|-----------|-----------|----|
| PITTSBURGH PENGUINS | | G | A | P | + | - | PN | PIM | TOI | | | | | | | S | A/B | MS | HT | GV | TK | BS | FW | FL | F% |
| | | | | | | | | | TOT | SHF | AVG | PP | SH | EV | | | | | | | | | | | |
| 3 | D DEATON, MARK | | | | | | | | 16:21 | 20 | 00:49 | 00:00 | 00:55 | 15:26 | 1 | | | | | | 1 | | | | |
| 4 | D SCUDERI, ROBERT | | | | | -1 | | | 17:17 | 22 | 00:47 | 00:28 | 00:28 | 16:21 | 1 | | 2 | | 1 | 1 | 1 | | | | |
| 5 | D SYDOR, DARRYL | | | | | -2 | 1 | 2 | 18:16 | 23 | 00:47 | 01:11 | 00:04 | 17:01 | 1 | | | 3 | 2 | | 1 | | | | |
| 8 | R RECCHI, MARK | | 2 | 2 | | +1 | | | 20:23 | 24 | 00:50 | 03:37 | 03:00 | 16:46 | 1 | 1 | 1 | | | | | | | | |
| 10 | L ROBERTS, GARY | | | | | -1 | | | 13:09 | 15 | 00:52 | 02:39 | 00:00 | 10:30 | 2 | | | 4 | 1 | | | | | | |
| 11 | C STAAL, JORDAN | | | | | | | | 17:02 | 20 | 00:51 | 01:30 | 00:42 | 14:50 | | | 2 | 1 | | | | 1 | 2 | 33 | |
| 12 | L MALONE, RYAN | | | | | | | | 16:01 | 21 | 00:45 | 01:00 | 00:46 | 14:15 | 3 | 1 | 2 | 1 | | 2 | | | | | |
| 16 | C CHRISTENSEN, ERIK | | | | | -2 | | | 10:41 | 12 | 00:53 | 01:36 | 00:11 | 08:54 | 1 | 1 | | | | 1 | | 2 | 3 | 40 | |
| 17 | R SYKORA, PETR | | | | | -1 | | | 17:45 | 19 | 00:56 | 03:26 | 00:00 | 14:19 | 2 | 1 | 2 | | 1 | 1 | | | | | |
| 18 | R HALL, ADAM | | | | | -1 | | | 09:13 | 13 | 00:42 | 00:00 | 00:15 | 08:58 | 1 | | | | | | 2 | 3 | 2 | 60 | |
| 19 | D WHITNEY, RYAN | | 1 | 1 | | | 1 | 2 | 24:12 | 25 | 00:58 | 08:33 | 00:00 | 17:39 | 1 | | | | | | | | | | |
| 20 | R ARMSTRONG, COLBY | | | | | -1 | | | 13:41 | 17 | 00:48 | 00:00 | 00:30 | 12:49 | 2 | | 1 | | | | 3 | 8 | 27 | | |
| 25 | C TALBOT, MAXIME | | 1 | 1 | | +1 | | | 13:19 | 17 | 00:47 | 00:00 | 00:30 | 12:49 | 2 | | 1 | | | | | | | | |
| 27 | R LARAQUE, GEORGES | | | | | | | | 02:53 | 4 | 00:43 | 00:00 | 00:00 | 02:53 | | | | 2 | | | | | | | |
| 44 | D ORPIK, BROOKS | | | | | +1 | | | 18:15 | 24 | 00:45 | 01:02 | 00:32 | 16:41 | 1 | | 1 | 1 | | | | 3 | | | |
| 55 | D GONCHAR, SERGEI | | | | | | | | 25:48 | 25 | 01:01 | 06:18 | 00:55 | 18:35 | 2 | 1 | 5 | 1 | 1 | 2 | | | | | |
| 71 | C MALKIN, EVGENI | | 1 | 1 | | +1 | | | 20:47 | 21 | 00:59 | 05:10 | 00:00 | 15:37 | 2 | 1 | | | 1 | | 3 | 3 | 50 | | |
| 87 | C CROSBY, SIDNEY | | 1 | 1 | | | | | 22:46 | 27 | 00:50 | 04:20 | 00:04 | 18:22 | 6 | 2 | 3 | 2 | 2 | 3 | | 19 | 9 | 68 | |
| 29 | G FLEURY, MARC-ANDRE | | | | | | | | | | | | | | | | | | | | | | | | |
| 30 | G SABOURIN, DANY | | | | | | | | | | | | | | | | | | | | | | | | |
| TEAM TOTALS | | 2 | 4 | 6 | -5 | 2 | 4 | | | | | | | | 28 | 8 | 19 | 15 | 9 | 8 | 10 | 31 | 27 | 53 | |

G=Goals A=Assists P=Points +/-Plus/Minus PN=Number of Penalties PIM=Penalty Minutes TOI=Time On Ice SHF=# of Shifts AVG=Average Time/Shift S=Shots on Goal A/B=Attempts Blocked MS=Missed Shots HT=Hits Given GV=Giveaways TK=Takeaways BS=Blocked Shots FW=Faceoffs Won FL=Faceoffs Lost F%=Faceoff Win Percentage PP=Power Play SH=Short Handed EV=Even Strength OT=Overtime TOT=Total

VISITOR

Game Summary

HOME



6



Game
Saturday, October 13, 2007
Attendance 19,479 at Air Canada Centre
Start 7:08 EDT ; End 9:44 EDT
Game 0054
Final



4



PITTSBURGH PENGUINS
Game 4 Away Game 2

TORONTO MAPLE LEAFS
Game 6 Home Game 5

SCORING SUMMARY

| G | Per | Time | Str | Team | Goal Scorer | Assist | Assist | PIT on Ice | TOR on Ice |
|----|-----|-------|-------|------|---------------------|-------------------|-----------------|------------------------|------------------------|
| 1 | 1 | 5:09 | EV | PIT | 16 E.CHRISTENSEN(1) | 18 A.HALL(1) | 39 S.GAMACHE(2) | 4, 5, 16, 18, 30, 37 | 3, 7, 18, 25, 35, 54 |
| 2 | 1 | 6:37 | EV | TOR | 16 D.TUCKER(1) | 25 H.GILL(4) | 10 A.STEEN(4) | 4, 5, 10, 20, 25, 30 | 7, 14, 16, 25, 35, 39 |
| 3 | 1 | 8:39 | EV | TOR | 80 N.ANTHROPOV(4) | 55 J.BLAKE(4) | 10 A.STEEN(4) | 11, 12, 19, 30, 44, 71 | 22, 31, 35, 55, 56, 80 |
| 4 | 2 | 0:55 | EV | TOR | 13 M.SUNDIN(3) | 80 N.ANTHROPOV(3) | 31 P.KUBINA(4) | 8, 19, 29, 55, 71, 87 | 10, 13, 15, 31, 35, 80 |
| 5 | 2 | 6:31 | EV | PIT | 87 S.CROSBY(1) | 17 P.SYKORA(2) | 55 S.GONCHAR(2) | 3, 8, 17, 29, 55, 87 | 14, 16, 31, 35, 39, 56 |
| 6 | 2 | 6:50 | EV | PIT | 25 M.TALBOT(2) | 10 G.ROBERTS(3) | 18 A.HALL(2) | 4, 5, 10, 18, 25, 29 | 3, 15, 18, 24, 35, 54 |
| 7 | 2 | 16:00 | EV | PIT | 12 R.MALONE(2) | 11 J.STAAL(1) | 71 E.MALKIN(4) | 4, 5, 11, 12, 29, 71 | 15, 18, 22, 24, 31, 35 |
| 8 | 2 | 16:27 | EV | TOR | 55 J.BLAKE(1) | 13 M.SUNDIN(7) | 10 A.STEEN(5) | 3, 8, 17, 29, 55, 87 | 10, 13, 31, 35, 55, 56 |
| 9 | 3 | 14:38 | PP | PIT | 87 S.CROSBY(2) | 5 D.SYDOR(1) | 8 M.RECCHI(3) | 5, 8, 29, 55, 71, 87 | 10, 14, 24, 35, 56 |
| 10 | 3 | 19:10 | SH-EN | PIT | 25 M.TALBOT(3) | unassisted | | 3, 12, 25, 29, 55 | 13, 15, 16, 24, 55, 80 |

PITTSBURGH PENGUINS

TORONTO MAPLE LEAFS

PENALTY SUMMARY

| # | Per | Time | Player | PIM | Penalty |
|----------|-----|-------|----------------|-----|--------------------------|
| 1 | 1 | 15:07 | 44 B.ORPIK | 2 | Interference |
| 2 | 1 | 17:02 | TEAM | 2 | Too many men/ice - bench |
| 3 | 2 | 9:56 | 4 R.SCUDERI | 2 | Cross checking |
| 4 | 2 | 16:58 | 87 S.CROSBY | 2 | Roughing |
| 5 | 3 | 8:29 | 71 E.MALKIN | 2 | Tripping |
| 6 | 3 | 15:04 | 25 M.TALBOT | 2 | Hooking |
| 7 | 3 | 18:28 | 20 C.ARMSTRONG | 2 | Tripping |
| TOT 7-14 | | | | | |

| # | Per | Time | Player | PIM | Penalty |
|-----------|-----|-------|----------------|-----|-------------------------------|
| 1 | 1 | 11:21 | 24 B.MCCABE | 2 | Holding the stick |
| 2 | 1 | 18:34 | 80 N.ANTHROPOV | 2 | Interference |
| 3 | 2 | 1:29 | 13 M.SUNDIN | 2 | Interference |
| 4 | 2 | 13:30 | 31 P.KUBINA | 2 | Holding |
| 5 | 2 | 16:58 | 80 N.ANTHROPOV | 2 | Roughing |
| 6 | 3 | 0:53 | 31 P.KUBINA | 2 | Holding |
| 7 | 3 | 4:46 | 24 B.MCCABE | 2 | Interference |
| 8 | 3 | 12:57 | 16 D.TUCKER | 2 | Delaying Game-Puck over glass |
| 9 | 3 | 15:41 | 24 B.MCCABE | 2 | Tripping |
| 10 | 3 | 19:10 | 80 N.ANTHROPOV | 10 | Misconduct (10 min) |
| TOT 10-28 | | | | | |

BY PERIOD

| Per | Goals | Shots | PN | PIM | Per | Goals | Shots | PN | PIM |
|-----|-------|-------|----|-----|-----|-------|-------|----|-----|
| 1 | 1 | 19 | 2 | 4 | 1 | 2 | 6 | 2 | 4 |
| 2 | 3 | 17 | 2 | 4 | 2 | 2 | 15 | 3 | 6 |
| 3 | 2 | 16 | 3 | 6 | 3 | 0 | 6 | 5 | 18 |
| TOT | 6 | 52 | 7 | 14 | TOT | 4 | 27 | 10 | 28 |

POWERPLAYS (Goals-Opp. / Power Play Time)

| 5v4 | 5v3 | 4v3 | TOT | 5v4 | 5v3 | 4v3 | TOT |
|-----------|-----|-----|-----------|-----------|-----------|-----|-----------|
| 1-8/13:50 | | | 1-8/13:50 | 0-5/09:31 | 0-1/00:05 | | 0-6/09:36 |

EVEN STRENGTH (Goals-Occurrences / Time)

| 5v5 | 4v4 | 3v3 | TOT | 5v5 | 4v4 | 3v3 | TOT |
|------------|-----------|-----|------------|------------|-----------|-----|------------|
| 4-12/32:43 | 0-3/03:51 | | 4-15/36:34 | 4-12/32:43 | 0-3/03:51 | | 4-15/36:34 |

SHOTS SUMMARY (Goals-Shots On Goal)

| EV | PP | SH | TOT | EV | PP | SH | TOT | |
|------|------|-----|------|------|-----|-----|------|-----|
| 4-29 | 1-16 | 1-7 | 6-52 | 4-20 | 0-6 | 0-1 | 4-27 | |
| 5v5 | 5v4 | 5v3 | 4v5 | 4v4 | 4v3 | 3v5 | 3v4 | 3v3 |
| 4-28 | 1-16 | | 1-7 | 0-1 | | | | |
| 4-20 | 0-6 | | | 0-1 | | | | |

FACE-OFF SUMMARY (Face-offs Won-Face-offs Total / Percentage)

| EV | PP | SH | TOT | EV | PP | SH | TOT |
|-----------|----------|-----------|-----------|-----------|----------|----------|-----------|
| 22-39/56% | 8-17/47% | 10-14/71% | 40-70/57% | 17-39/44% | 4-14/29% | 9-17/53% | 30-70/43% |

OFFICIALS

Referee: #2 Kerry Fraser
#4 Wes McCauley
Linesman: #93 Brian Murphy
#79 Mark Pare
Standby:

3 STARS Picked By: John Iaboni

- 1. PIT C 87 S.CROSBY
- 2. TOR C 80 N.ANTHROPOV
- 3. PIT C 71 E.MALKIN

10 25 20 3 55
11 71 12 44 19
8 87 17 4 5
37 16 18

VISITOR

HOME

Game Summary



5

Game
Wednesday, October 17, 2007
Attendance 16,990 at Mellon Arena
Start 7:40 EDT ; End 10:09 EDT
Game 0086
Final



4



NEW JERSEY DEVILS
Game 5 Away Game 6

PITTSBURGH PENGUINS
Game 5 Home Game 3

SCORING SUMMARY

| G | Per | Time | Str | Team | Goal | Scorer | Assist | Assist | N.J on Ice | PIT on Ice |
|---|-----|-------|-----|------|------|---------------|------------------|------------------|-----------------------|------------------------|
| 1 | 1 | 6:46 | EV | N.J | 20 | J.PANDOLFO(2) | 23 D.CLARKSON(2) | 11 J.MADDEN(2) | 7, 11, 20, 23, 29, 30 | 11, 12, 17, 19, 29, 44 |
| 2 | 1 | 9:58 | EV | N.J | 11 | J.MADDEN(4) | 23 D.CLARKSON(3) | 20 J.PANDOLFO(2) | 6, 11, 20, 23, 28, 30 | 5, 11, 12, 29, 55, 71 |
| 3 | 1 | 15:58 | EV | PIT | 25 | M.TALBOT(4) | 19 R.WHITNEY(1) | 10 G.ROBERTS(4) | 2, 11, 16, 22, 28, 30 | 10, 19, 20, 25, 29, 44 |
| 4 | 1 | 17:48 | PP | PIT | 10 | G.ROBERTS(1) | 55 S.GONCHAR(3) | 17 P.SYKORA(3) | 6, 10, 18, 28, 30 | 5, 10, 16, 17, 29, 55 |
| 5 | 2 | 0:52 | PP | PIT | 55 | S.GONCHAR(1) | 87 S.CROSBY(3) | 71 E.MALKIN(5) | 7, 18, 20, 29, 30 | 8, 19, 29, 55, 71, 87 |
| 6 | 2 | 6:57 | PP | N.J | 19 | T.ZAJAC(2) | 9 Z.PARISE(6) | 7 P.MARTIN(4) | 7, 9, 14, 19, 26, 30 | 3, 11, 18, 29, 55 |
| 7 | 2 | 14:48 | PP | N.J | 19 | T.ZAJAC(3) | 14 B.GIONTA(2) | 9 Z.PARISE(7) | 7, 9, 14, 19, 26, 30 | 4, 12, 16, 19, 29 |
| 8 | 2 | 18:42 | PP | PIT | 71 | E.MALKIN(2) | 87 S.CROSBY(4) | 55 S.GONCHAR(4) | 20, 28, 29, 30 | 8, 17, 29, 55, 71, 87 |
| 9 | 3 | 10:38 | EV | N.J | 22 | A.ASHAM(2) | 9 Z.PARISE(8) | 26 P.ELIAS(3) | 2, 9, 22, 26, 27, 30 | 8, 17, 19, 29, 44, 87 |

NEW JERSEY DEVILS

PITTSBURGH PENGUINS

PENALTY SUMMARY

| # | Per | Time | Player | PIM | Penalty | # | Per | Time | Player | PIM | Penalty |
|----------|-----|-------|-------------|-----|-------------------------------|-----------|-----|-------|--------------|-----|--------------------------|
| 1 | 1 | 16:28 | 16 D.ZUBRUS | 2 | Slashing | 1 | 2 | 4:37 | 37 J.RUUTU | 2 | Hooking |
| 2 | 1 | 19:31 | 11 J.MADDEN | 2 | Hooking | 2 | 2 | 6:47 | 5 D.SYDOR | 2 | Hooking |
| 3 | 2 | 15:03 | 6 A.GREENE | 2 | Delaying Game-Puck over glass | 3 | 2 | 7:21 | 17 P.SYKORA | 2 | Hooking |
| 4 | 2 | 17:33 | 9 Z.PARISE | 2 | Hi-sticking | 4 | 2 | 9:37 | 8 M.RECCHI | 2 | Holding |
| 5 | 2 | 17:54 | 7 P.MARTIN | 2 | Holding | 5 | 2 | 12:24 | TEAM | 2 | Too many men/ice - bench |
| 6 | 3 | 13:14 | 22 A.ASHAM | 2 | Roughing | 6 | 2 | 14:21 | 55 S.GONCHAR | 2 | Hooking |
| 7 | 3 | 13:14 | 22 A.ASHAM | 2 | Roughing | 7 | 2 | 19:39 | 12 R.MALONE | 2 | Holding |
| TOT 7-14 | | | | | | 8 | 2 | 19:39 | 12 R.MALONE | 2 | Unsportsmanlike conduct |
| | | | | | | 9 | 3 | 13:14 | 87 S.CROSBY | 2 | Tripping |
| | | | | | | 10 | 3 | 13:14 | 10 G.ROBERTS | 2 | Roughing |
| | | | | | | TOT 10-20 | | | | | |

BY PERIOD

| Per | Goals | Shots | PN | PIM | Per | Goals | Shots | PN | PIM |
|-----|-------|-------|----|-----|-----|-------|-------|----|-----|
| 1 | 2 | 14 | 2 | 4 | 1 | 2 | 10 | 0 | 0 |
| 2 | 2 | 11 | 3 | 6 | 2 | 2 | 15 | 8 | 16 |
| 3 | 1 | 10 | 2 | 4 | 3 | 0 | 5 | 2 | 4 |
| TOT | 5 | 35 | 7 | 14 | TOT | 4 | 30 | 10 | 20 |

POWERPLAYS (Goals-Opp. / Power Play Time)

| 5v4 | 5v3 | 4v3 | TOT | 5v4 | 5v3 | 4v3 | TOT |
|-----------|-----------|-----|-----------|-----------|-----------|-----|-----------|
| 2-6/12:16 | 0-1/00:03 | | 2-7/12:19 | 2-4/06:00 | 1-1/00:48 | | 3-5/06:48 |

EVEN STRENGTH (Goals-Occurrences / Time)

| 5v5 | 4v4 | 3v3 | TOT | 5v5 | 4v4 | 3v3 | TOT |
|------------|-----------|-----|------------|------------|-----------|-----|------------|
| 3-10/40:38 | 0-1/00:15 | | 3-11/40:53 | 1-10/40:38 | 0-1/00:15 | | 1-11/40:53 |

SHOTS SUMMARY (Goals-Shots On Goal)

| EV | PP | SH | TOT | EV | PP | SH | TOT | |
|------|------|-----|------|------|------|-----|------|-----|
| 3-24 | 2-11 | | 5-35 | 1-16 | 3-12 | 0-2 | 4-30 | |
| 5v5 | 5v4 | 5v3 | 4v5 | 4v4 | 4v3 | 3v5 | 3v4 | 3v3 |
| 3-24 | 2-11 | | | 1-16 | 2-10 | 1-2 | 0-2 | |

FACE-OFF SUMMARY (Face-offs Won-Face-offs Total / Percentage)

| EV | PP | SH | TOT | EV | PP | SH | TOT |
|-----------|----------|----------|-----------|-----------|----------|----------|-----------|
| 21-33/64% | 4-11/36% | 3-11/27% | 28-55/51% | 12-33/36% | 8-11/73% | 7-11/64% | 27-55/49% |

OFFICIALS

Referee: #36 Dean Morton
#14 Dennis LaRue
Standby:
Linesman: #82 Ryan Galloway
#95 Jonny Murray
Standby:

3 STARS Picked By: Mellon Arena Media

Team Pos Player
1. N.J C 19 T.ZAJAC
2. PIT D 55 S.GONCHAR
3. N.J C 9 Z.PARISE

10 25 20 5 4
8 87 17 44 19
11 71 12 3 55
37 16 18

VISITOR

HOME

Event Summary



Game
Wednesday, October 17, 2007
Attendance 16,990 at Mellon Arena
Start 7:40 EDT ; End 10:09 EDT
Game 0086
Final



NEW JERSEY DEVILS
Game 6 Away Game 6

PITTSBURGH PENGUINS
Game 6 Home Game 3

| NEW JERSEY DEVILS | | GOALTENDER SUMMARY | | | | GOALS-SHOTS AGAINST | | | |
|--------------------|-----------------------|--------------------|--------------|--------------|--------------|---------------------|-------------|------------|-------------|
| | | TOI | | | | GOALS-SHOTS AGAINST | | | |
| | | EV | PP | SH | TOT | 1 | 2 | 3 | TOT |
| 1 | G WEEKES, KEVIN | | | | | | | | |
| 30 | G BRODEUR, MARTIN (W) | 40:53 | 12:19 | 06:48 | 60:00 | 2-10 | 2-15 | 0-5 | 4-30 |
| TEAM TOTALS | | 40:53 | 12:19 | 06:48 | 60:00 | 2-10 | 2-15 | 0-5 | 4-30 |

| PITTSBURGH PENGUINS | | GOALTENDER SUMMARY | | | | GOALS-SHOTS AGAINST | | | |
|---------------------|--------------------------|--------------------|--------------|--------------|--------------|---------------------|-------------|-------------|-------------|
| | | TOI | | | | GOALS-SHOTS AGAINST | | | |
| | | EV | PP | SH | TOT | 1 | 2 | 3 | TOT |
| 29 | G FLEURY, MARC-ANDRE (L) | 39:58 | 06:48 | 12:19 | 59:05 | 2-14 | 2-11 | 1-10 | 5-35 |
| 30 | G SABOURIN, DANY | | | | | | | | |
| EMPTY NET | | 00:55 | 00:00 | 00:00 | 00:55 | | | | |
| TEAM TOTALS | | 40:53 | 06:48 | 12:19 | 60:00 | 2-14 | 2-11 | 1-10 | 5-35 |

| NEW JERSEY DEVILS | | TEAM SUMMARY | | | | | | | | | | | TOI | | | | | | | | | | |
|--------------------|----------------------|--------------|-----------|-----------|------------|----------|-----------|-----|-------|-------|-------|-------|-----|-----------|----------|-----------|-----------|----------|----------|----------|-----------|-----------|-----------|
| | | G | A | P | +/- | PN | PIM | TOT | SHF | AVG | PP | SH | EV | S | A/B | MS | HT | GV | TK | BS | FW | FL | F% |
| 2 | D VISHNEVSKI, VITALY | | | | | | 14:36 | 20 | 00:43 | 00:00 | 01:46 | 12:50 | | | | | | | | | | | |
| 6 | D GREENE, ANDREW | | | | +1 | 1 | 20:38 | 27 | 00:45 | 03:35 | 01:39 | 15:24 | 1 | 1 | 1 | | | | | 1 | | | |
| 7 | D MARTIN, PAUL | 1 | 1 | | +1 | 1 | 26:06 | 32 | 00:48 | 08:52 | 04:21 | 12:53 | 2 | | | | | | | | | | |
| 9 | C PARISE, ZACH | 3 | 3 | | +1 | 1 | 21:20 | 30 | 00:42 | 08:50 | 00:00 | 12:30 | 6 | 1 | 2 | | | | | | 7 | 6 | 54 |
| 10 | C PELLEY, RODNEY | | | | | | 05:55 | 10 | 00:35 | 00:00 | 01:25 | 04:30 | 2 | | 1 | | | | | | 1 | 3 | 25 |
| 11 | C MADDEN, JOHN | 1 | 1 | 2 | +1 | 1 | 20:55 | 27 | 00:46 | 03:52 | 02:50 | 14:13 | 4 | 1 | 2 | 1 | | 1 | 1 | 1 | 10 | 5 | 67 |
| 14 | R GIONTA, BRIAN | | | | | | 19:29 | 24 | 00:46 | 08:32 | 00:00 | 10:57 | 3 | | 2 | | | | | 1 | 2 | 0 | 100 |
| 16 | R ZUBRUS, DAINIUS | | | | -1 | 1 | 15:31 | 24 | 00:38 | 03:13 | 00:00 | 12:18 | 3 | 1 | 1 | 1 | | | | | 0 | 1 | 0 |
| 17 | R RUPP, MICHAEL | | | | | | 03:28 | 5 | 00:41 | 00:00 | 00:00 | 03:28 | | 1 | 1 | | | | | | | | |
| 18 | C BRYLIN, SERGEI | | | | | | 07:10 | 17 | 00:25 | 00:04 | 01:35 | 05:31 | 2 | | | 1 | 1 | | | | 1 | 0 | 100 |
| 19 | C ZAJAC, TRAVIS | 2 | | 2 | | | 20:37 | 25 | 00:49 | 08:26 | 02:16 | 09:56 | 4 | 1 | 2 | | | | 1 | | 5 | 11 | 31 |
| 20 | L PANDOLFO, JAY | 1 | 1 | 2 | +2 | | 18:33 | 27 | 00:41 | 00:07 | 03:17 | 15:09 | 2 | 1 | 1 | | | | | | 1 | 0 | 100 |
| 22 | R ASHAM, ARRON | 1 | | 1 | | 2 | 12:55 | 21 | 00:36 | 03:40 | 00:00 | 09:15 | 3 | 1 | 2 | 2 | | | | | | | |
| 23 | R CLARKSON, DAVID | 2 | 2 | | +2 | | 14:20 | 21 | 00:40 | 00:07 | 00:00 | 14:13 | 1 | | 1 | 1 | | | | | 1 | 1 | 50 |
| 26 | C ELIAS, PATRIK | 1 | 1 | | +1 | | 19:23 | 28 | 00:44 | 07:31 | 01:44 | 10:08 | 2 | | 2 | 1 | | | | | | | |
| 27 | D MOTTAU, MIKE | | | | +1 | | 12:13 | 20 | 00:36 | 00:06 | 00:00 | 12:07 | | | | | | | | | 2 | | |
| 28 | D RACHUNEK, KAREL | | | | | | 20:50 | 25 | 00:50 | 03:48 | 01:11 | 15:51 | | | | 2 | | | | | 1 | | |
| 29 | D ODUYA, JOHN | | | | +1 | | 18:10 | 26 | 00:41 | 00:52 | 04:20 | 12:58 | | | 1 | 1 | | | | | | | |
| 1 | G WEEKES, KEVIN | | | | | | | | | | | | | | | | | | | | | | |
| 30 | G BRODEUR, MARTIN | | | | | | | | | | | | | | | | | | | | | | |
| TEAM TOTALS | | 5 | 10 | 15 | +10 | 7 | 14 | | | | | | | 35 | 8 | 18 | 10 | 1 | 2 | 7 | 28 | 27 | 51 |

| PITTSBURGH PENGUINS | | TEAM SUMMARY | | | | | | | | | | | TOI | | | | | | | | | | | |
|---------------------|----------------------|--------------|----------|-----------|------------|-----------|-----------|-----|-------|-------|-------|-------|-----|-----------|----------|-----------|----------|----------|----------|----------|-----------|-----------|-----------|----|
| | | G | A | P | +/- | PN | PIM | TOT | SHF | AVG | PP | SH | EV | S | A/B | MS | HT | GV | TK | BS | FW | FL | F% | |
| 3 | D DEATON, MARK | | | | | | 20:48 | 24 | 00:52 | 00:00 | 08:19 | 12:29 | 1 | | 1 | | | | | | | | | |
| 4 | D SCUDERI, ROBERT | | | | | | 17:21 | 23 | 00:45 | 00:00 | 03:56 | 13:25 | | | 1 | | | 1 | | 2 | | | | |
| 5 | D SYDOR, DARRYL | | | | -1 | 1 | 17:40 | 26 | 00:40 | 02:07 | 00:45 | 14:48 | 2 | 1 | 1 | 1 | | | | | | | | |
| 8 | R RECCHI, MARK | | | | -1 | 1 | 20:03 | 25 | 00:48 | 04:41 | 00:07 | 15:15 | 3 | | | | | | | | 1 | 0 | 100 | |
| 10 | L ROBERTS, GARY | 1 | 1 | 2 | +1 | 1 | 10:52 | 17 | 00:38 | 01:38 | 00:00 | 09:14 | 1 | | | | 1 | | | | | | | |
| 11 | C STAAL, JORDAN | | | | -2 | | 19:03 | 25 | 00:45 | 02:03 | 04:21 | 12:39 | | 1 | 1 | | | | | | 6 | 7 | 46 | |
| 12 | L MALONE, RYAN | | | | -2 | 2 | 14:22 | 19 | 00:45 | 00:57 | 00:46 | 12:39 | | | 1 | | | | | 1 | | | | |
| 16 | C CHRISTENSEN, ERIK | | | | | | 08:02 | 14 | 00:34 | 01:12 | 00:18 | 06:32 | 2 | | 1 | | | | 2 | | 4 | 3 | 57 | |
| 17 | R SYKORA, PETR | 1 | 1 | | -2 | 1 | 13:59 | 21 | 00:39 | 01:31 | 00:06 | 12:22 | 3 | 1 | 1 | | | | | | | | | |
| 18 | R HALL, ADAM | | | | | | 09:55 | 16 | 00:37 | 00:00 | 04:19 | 05:36 | 1 | 1 | 1 | 1 | | | | | 1 | 2 | 33 | |
| 19 | D WHITNEY, RYAN | 1 | 1 | | -1 | | 21:56 | 25 | 00:52 | 05:10 | 03:04 | 13:42 | 2 | | | | | | | | | | | |
| 20 | R ARMSTRONG, COLBY | | | | +1 | | 16:35 | 24 | 00:41 | 00:00 | 07:07 | 09:28 | 2 | | 1 | | 1 | | 1 | | | | | |
| 25 | C TALBOT, MAXIME | 1 | | 1 | +1 | | 16:24 | 23 | 00:42 | 00:00 | 06:59 | 09:25 | 4 | 1 | 1 | 1 | | | | | 7 | 5 | 58 | |
| 37 | L RUUTU, JARKKO | | | | | 1 | 04:20 | 6 | 00:43 | 00:00 | 00:00 | 04:20 | | | | | | | | | | | | |
| 44 | D ORPIK, BROOKS | | | | -1 | | 14:11 | 22 | 00:38 | 00:27 | 00:04 | 13:40 | | | | | | | | | 1 | | | |
| 55 | D GONCHAR, SERGEI | 1 | 2 | 3 | -1 | 1 | 27:36 | 29 | 00:57 | 05:24 | 08:30 | 13:42 | 3 | 1 | 2 | 2 | | | 2 | 1 | | | | |
| 71 | C MALKIN, EVGENI | 1 | 1 | 2 | -1 | | 14:30 | 18 | 00:48 | 03:14 | 00:00 | 11:16 | 4 | | 1 | | | | | 2 | 1 | 1 | | |
| 87 | C CROSBY, SIDNEY | 2 | 2 | | -1 | 1 | 19:52 | 25 | 00:47 | 05:36 | 00:32 | 13:44 | 2 | | 1 | | | | | 1 | | 8 | 11 | 42 |
| 29 | G FLEURY, MARC-ANDRE | | | | | | | | | | | | | | | | | | | | | | | |
| 30 | G SABOURIN, DANY | | | | | | | | | | | | | | | | | | | | | | | |
| TEAM PENALTY | | | | | | 1 | 2 | | | | | | | | | | | | | | | | | |
| TEAM TOTALS | | 4 | 8 | 12 | -10 | 10 | 20 | | | | | | | 30 | 7 | 14 | 9 | 8 | 6 | 8 | 27 | 28 | 49 | |

G=Goals A=Assists P=Points +/-=Plus/Minus PN=Number of Penalties PIM=Penalty Minutes TOI=Time On Ice SHF=# of Shifts AVG=Average Time/Shift S=Shots on Goal A/B=Attempts Blocked MS=Missed Shots HT=Hits Given GV=Giveaways TK=Takeaways BS=Blocked Shots FW=Faceoffs Won FL=Faceoffs Lost F%=Faceoff Win Percentage PP=Power Play SH=Short Handed EV=Even Strength OT=Overtime TOT=Total

VISITOR

HOME

Shootout Summary



CAROLINA HURRICANES
Game 7 Away Game 5

Game
Friday, October 19, 2007
Attendance 17,132 at Mellon Arena
Start 7:37 EDT ; End 10:21 EDT
Game 0099
Final



PITTSBURGH PENGUINS
Game 6 Home Game 4

Shootout Summary

| Team | G | S | M | P |
|------|---|---|---|---|
| CAR | 2 | 3 | 0 | 0 |
| PIT | 3 | 3 | 0 | 0 |

Determining Goal: 87 S.CROSBY (Attempt #3/#5 - Team/Overall)

Shootout Order / Result

| # | Team | Pos | Shooter | Goaltender | Result | Shot Type | Score(V-H) |
|---|------|-----|------------------|---------------|--------|-----------|------------|
| 1 | PIT | C | 16 E.CHRISTENSEN | 30 C.WARD | G | Wrist | 0-1 |
| 2 | CAR | C | 8 M.CULLEN | 30 D.SABOURIN | G | Wrist | 1-1 |
| 3 | PIT | R | 17 P.SYKORA | 30 C.WARD | G | Backhand | 1-2 |
| 4 | CAR | C | 51 J.HAMILTON | 30 D.SABOURIN | G | Backhand | 2-2 |
| 5 | PIT | C | 87 S.CROSBY | 30 C.WARD | G | Wrist | 2-3 |
| 6 | CAR | L | 13 R.WHITNEY | 30 D.SABOURIN | S | Wrist | 2-3 |

Result Key: G=Goal, M=Missed Shot, S=Shot, P=Penalty,

© Copyright 2007, National Hockey League 2007-10-19-22.31.45



THE UNIVERSITY OF CHICAGO
DIVISION OF THE PHYSICAL SCIENCES
DEPARTMENT OF CHEMISTRY



1955

1955

RECEIVED
DEPARTMENT OF CHEMISTRY
UNIVERSITY OF CHICAGO
JAN 10 1955

DEPARTMENT OF CHEMISTRY

1955

1955

1955

DEPARTMENT OF CHEMISTRY

UNIVERSITY OF CHICAGO

1955

1955

1955

1955

1955

VISITOR

Game Summary

HOME



3

Game
Friday, October 19, 2007
Attendance 17,132 at Mellon Arena
Start 7:37 EDT ; End 10:21 EDT
Game 0089
Final



4



CAROLINA HURRICANES
Game 7 Away Game 5

PITTSBURGH PENGUINS
Game 6 Home Game 4

SCORING SUMMARY

| G | Per | Time | Str | Team | Goal Scorer | Assist | Assist | CAR on Ice | PIT on Ice |
|---|-----|-------|-----|------|------------------|------------------|---------------------|-----------------------|------------------------|
| 1 | 1 | 0:59 | PP | CAR | 13 R.WHITNEY(2) | 8 M.CULLEN(3) | 17 R.BRIND'AMOUR(6) | 8, 13, 17, 30, 51, 61 | 4, 19, 20, 25, 30 |
| 2 | 1 | 18:58 | EV | PIT | 17 P.SYKORA(3) | 87 S.CROSBY(5) | 8 M.RECCHI(4) | 2, 8, 13, 22, 24, 30 | 4, 8, 17, 19, 30, 87 |
| 3 | 2 | 3:57 | EV | CAR | 19 T.LETOWSKI(1) | 11 J.WILLIAMS(8) | 17 R.BRIND'AMOUR(7) | 2, 11, 17, 19, 30, 42 | 11, 12, 19, 30, 44, 71 |
| 4 | 2 | 15:20 | EV | CAR | 11 J.WILLIAMS(2) | unassisted | | 5, 11, 12, 26, 30, 42 | 4, 8, 19, 30, 71, 87 |
| 5 | 2 | 17:54 | EV | PIT | 18 A.HALL(1) | 37 J.RUUTU(1) | 25 M.TALBOT(1) | 6, 7, 11, 17, 30, 59 | 4, 18, 19, 25, 30, 37 |
| 6 | 2 | 19:54 | PP | PIT | 17 P.SYKORA(4) | 55 S.GONCHAR(5) | 87 S.CROSBY(6) | 2, 7, 12, 30 | 10, 17, 30, 55, 71, 87 |
| 7 | SO | | | PIT | 87 S.CROSBY | | | | |

CAROLINA HURRICANES

PITTSBURGH PENGUINS

PENALTY SUMMARY

| # | Per | Time | Player | PIM | Penalty |
|----------|-----|-------|------------------|-----|----------------------|
| 1 | 1 | 3:18 | 22 M.COMMODORE | 5 | Fighting (maj) |
| 2 | 1 | 12:12 | 6 B.HEDICAN | 2 | Interference |
| 3 | 1 | 19:19 | 26 E.COLE | 2 | Hooking |
| 4 | 2 | 1:15 | 6 B.HEDICAN | 2 | Tripping |
| 5 | 2 | 11:55 | 22 M.COMMODORE | 2 | Closing hand on puck |
| 6 | 2 | 18:22 | 22 M.COMMODORE | 2 | Holding |
| 7 | 2 | 19:37 | 17 R.BRIND'AMOUR | 2 | Hooking |
| 8 | 3 | 7:37 | 26 E.COLE | 2 | Holding |
| TOT 8-19 | | | | | |

| # | Per | Time | Player | PIM | Penalty |
|----------|-----|-------|--------------|-----|---------------------------|
| 1 | 1 | 0:25 | 55 S.GONCHAR | 2 | Hooking |
| 2 | 1 | 3:18 | 12 R.MALONE | 5 | Fighting (maj) |
| 3 | 1 | 9:56 | 37 J.RUUTU | 2 | Hooking |
| 4 | 2 | 5:43 | 37 J.RUUTU | 2 | Tripping |
| 5 | 2 | 13:03 | 8 M.RECCHI | 2 | Interference - Goalkeeper |
| 6 | 3 | 3:24 | 8 M.RECCHI | 2 | Tripping |
| TOT 6-15 | | | | | |

BY PERIOD

| Per | Goals | Shots | PN | PIM |
|-----|-------|-------|----|-----|
| 1 | 1 | 11 | 3 | 9 |
| 2 | 2 | 11 | 4 | 8 |
| 3 | 0 | 7 | 1 | 2 |
| OT | 0 | 3 | 0 | 0 |
| TOT | 3 | 32 | 8 | 19 |

| Per | Goals | Shots | PN | PIM |
|-----|-------|-------|----|-----|
| 1 | 1 | 10 | 3 | 9 |
| 2 | 2 | 10 | 2 | 4 |
| 3 | 0 | 7 | 1 | 2 |
| OT | 0 | 2 | 0 | 0 |
| TOT | 3 | 29 | 6 | 15 |

POWERPLAYS (Goals-Opp. / Power Play Time)

| 5v4 | 5v3 | 4v3 | TOT |
|-----------|-----------|-----|-----------|
| 1-5/07:42 | | | 1-5/07:42 |
| 5v4 | 5v3 | 4v3 | TOT |
| 0-5/11:56 | 1-2/00:23 | | 1-7/12:19 |

EVEN STRENGTH (Goals-Occurrences / Time)

| 5v5 | 4v4 | 3v3 | TOT |
|------------|-----------|-----|------------|
| 2-10/39:07 | 0-2/05:52 | | 2-12/44:59 |
| 5v5 | 4v4 | 3v3 | TOT |
| 2-10/39:07 | 0-2/05:52 | | 2-12/44:59 |

SHOTS SUMMARY (Goals-Shots On Goal)

| EV | PP | SH | TOT | | | | | |
|------|-----|-----|------|-----|-----|-----|-----|-----|
| 2-25 | 1-6 | 0-1 | 3-32 | | | | | |
| 5v5 | 5v4 | 5v3 | 4v5 | 4v4 | 4v3 | 3v5 | 3v4 | 3v3 |
| 2-21 | 1-6 | 0-1 | 0-4 | | | | | |

| EV | PP | SH | TOT | | | | | |
|------|------|-----|------|-----|-----|-----|-----|-----|
| 2-18 | 1-10 | 0-1 | 3-29 | | | | | |
| 5v5 | 5v4 | 5v3 | 4v5 | 4v4 | 4v3 | 3v5 | 3v4 | 3v3 |
| 2-16 | 0-8 | 1-2 | 0-1 | 0-2 | | | | |

FACE-OFF SUMMARY (Face-offs Won-Face-offs Total / Percentage)

| EV | PP | SH | TOT |
|-----------|----------|----------|-----------|
| 21-47/45% | 3-6/50% | 7-13/54% | 31-66/47% |
| EV | PP | SH | TOT |
| 26-47/55% | 6-13/46% | 3-6/50% | 35-66/53% |

OFFICIALS

Referee: #35 Dean Warren
#5 Chris Rooney
Standby:
Linesman: #47 Dan Schachte
#32 Mark Shewchuk
Standby:

3 STARS Picked By: Mellon Arena Media

Team Pos Player
1. PIT R 17 P.SYKORA
2. PIT C 87 S.CROSBY
3. CAR R 11 J.WILLIAMS

8 87 17
10 25 20
11 71 12
37 16 18

44 5
4 19
3 55

VISITOR

Event Summary

HOME



Game
Friday, October 19, 2007
Attendance 17,132 at Mellon Arena
Start 7:37 EDT ; End 10:21 EDT
Game 0089
Final



CAROLINA HURRICANES
Game 7 Away Game 6

PITTSBURGH PENGUINS
Game 6 Home Game 4

| GOALTENDER SUMMARY | | | | | | | | | |
|---------------------|--------------|--------------|--------------|--------------|---------------------|-------------|------------|------------|-------------|
| CAROLINA HURRICANES | | | | | PITTSBURGH PENGUINS | | | | |
| TOI | | | | | GOALS-SHOTS AGAINST | | | | |
| | EV | PP | SH | TOT | 1 | 2 | 3 | OT | TOT |
| 30 G WARD, CAM (OT) | 44:59 | 07:42 | 12:19 | 65:00 | 1-10 | 2-10 | 0-7 | 0-2 | 3-29 |
| 47 G GRAHAME, JOHN | | | | | | | | | |
| TEAM TOTALS | 44:59 | 07:42 | 12:19 | 65:00 | 1-10 | 2-10 | 0-7 | 0-2 | 3-29 |

| GOALTENDER SUMMARY | | | | | | | | | |
|-------------------------|--------------|--------------|--------------|--------------|---------------------|-------------|------------|------------|-------------|
| CAROLINA HURRICANES | | | | | PITTSBURGH PENGUINS | | | | |
| TOI | | | | | GOALS-SHOTS AGAINST | | | | |
| | EV | PP | SH | TOT | 1 | 2 | 3 | OT | TOT |
| 29 G FLEURY, MARC-ANDRE | | | | | | | | | |
| 30 G SABOURIN, DANY (W) | 44:59 | 12:19 | 07:42 | 65:00 | 1-11 | 2-11 | 0-7 | 0-3 | 3-32 |
| TEAM TOTALS | 44:59 | 12:19 | 07:42 | 65:00 | 1-11 | 2-11 | 0-7 | 0-3 | 3-32 |

| TEAM SUMMARY | | | | | | | | | | | | | | | | | | | | | | | | |
|------------------------|----------|----------|----------|----------|-----------|-----------|-----|-------|-----|---------------------|-------|-------|-------|-----------|-----------|----------|-----------|----------|----------|-----------|-----------|-----------|-----------|----|
| CAROLINA HURRICANES | | | | | | | | | | PITTSBURGH PENGUINS | | | | | | | | | | | | | | |
| TOI | | | | | | | | | | GOALS-SHOTS AGAINST | | | | | | | | | | | | | | |
| | G | A | P | + | - | PN | PIM | TOT | SHF | AVG | PP | SH | EV | S | A/B | MS | HT | GV | TK | BS | FW | FL | F% | |
| 2 D WESLEY, GLEN | | | | | | | | 17:42 | 28 | 00:37 | 00:00 | 05:55 | 11:47 | 1 | | | | | | 2 | | | | |
| 5 D KABERLE, FRANTISEK | | | | | +1 | | | 17:20 | 28 | 00:37 | 02:13 | 01:06 | 14:01 | 1 | | | | | | | | | | |
| 6 D HEDICAN, BRET | | | | | -1 | 2 | 4 | 21:09 | 31 | 00:40 | 00:10 | 01:59 | 19:00 | 2 | | | | 1 | 1 | | | | | |
| 7 D WALLIN, NICLAS | | | | | -1 | | | 22:36 | 32 | 00:42 | 00:02 | 04:55 | 17:39 | | | | | | | | | | | |
| 8 C CULLEN, MATT | | | | | | | | 14:40 | 19 | 00:46 | 05:17 | 00:29 | 08:54 | 3 | 3 | | | 2 | 1 | 1 | | | | |
| 11 R WILLIAMS, JUSTIN | | | | | | | | 21:17 | 27 | 00:47 | 03:23 | 04:37 | 13:17 | 4 | | | | 1 | 1 | | | 5 | 4 | 56 |
| 12 C STAAL, ERIC | | | | | | | | 21:35 | 29 | 00:44 | 03:25 | 00:23 | 17:47 | 4 | 1 | 1 | 2 | | | | | 8 | 15 | 35 |
| 13 L WHITNEY, RAY | | | | | | | | 18:00 | 23 | 00:46 | 04:17 | 01:08 | 12:35 | 3 | 1 | 1 | | 1 | | | | | | |
| 17 C BRIND'AMOUR, ROD | | | | | | | | 25:14 | 31 | 00:48 | 04:15 | 05:50 | 15:09 | 3 | 1 | 1 | | 1 | | | | 18 | 13 | 55 |
| 19 R LETOWSKI, TREVOR | | | | | | | | 07:28 | 12 | 00:37 | 00:02 | 01:08 | 06:18 | 1 | 1 | | | | | | | 2 | 2 | 50 |
| 22 D COMMODORE, MIKE | | | | | | | | 21:15 | 28 | 00:45 | 01:00 | 07:33 | 12:42 | 1 | | | | 2 | 1 | | | 4 | | |
| 24 R WALKER, SCOTT | | | | | | | | 07:33 | 10 | 00:45 | 01:49 | 00:39 | 05:05 | 1 | 1 | | | | | | | | | |
| 26 L COLE, ERIK | | | | | | | | 17:42 | 26 | 00:40 | 03:02 | 00:28 | 14:12 | 2 | 1 | 2 | 1 | | 1 | 1 | | | | |
| 27 R ADAMS, CRAIG | | | | | | | | 11:01 | 17 | 00:38 | 00:02 | 04:34 | 06:25 | | | | | 1 | 1 | | | | | |
| 42 D GLEASON, TIM | | | | | | | | 18:05 | 26 | 00:41 | 00:04 | 02:53 | 15:08 | 1 | | 1 | 1 | | | | 3 | | | |
| 51 C HAMILTON, JEFFREY | | | | | | | | 09:36 | 9 | 01:04 | 04:51 | 00:00 | 04:45 | 1 | | 1 | 1 | | | | | | | |
| 59 C LAROSE, CHAD | | | | | | | | 15:07 | 21 | 00:43 | 00:18 | 05:16 | 09:33 | 2 | | 1 | 2 | | | | | 0 | 1 | 0 |
| 61 L STILLMAN, CORY | | | | | | | | 19:06 | 22 | 00:52 | 04:20 | 00:00 | 14:46 | 2 | 1 | | | 1 | | | | | | |
| 30 G WARD, CAM | | | | | | | | | | | | | | | | | | | | | | | | |
| 47 G GRAHAME, JOHN | | | | | | | | | | | | | | | | | | | | | | | | |
| TEAM TOTALS | 3 | 4 | 7 | 0 | -8 | 19 | | | | | | | | 32 | 11 | 8 | 14 | 6 | 5 | 12 | 31 | 35 | 47 | |

| TEAM SUMMARY | | | | | | | | | | | | | | | | | | | | | | | | |
|-------------------------|----------|----------|----------|----------|----------|-----------|-----|-------|-----|---------------------|-------|-------|-------|-----------|-----------|-----------|-----------|-----------|----------|-----------|-----------|-----------|-----------|----|
| CAROLINA HURRICANES | | | | | | | | | | PITTSBURGH PENGUINS | | | | | | | | | | | | | | |
| TOI | | | | | | | | | | GOALS-SHOTS AGAINST | | | | | | | | | | | | | | |
| | G | A | P | + | - | PN | PIM | TOT | SHF | AVG | PP | SH | EV | S | A/B | MS | HT | GV | TK | BS | FW | FL | F% | |
| 3 D EATON, MARK | | | | | | | | 17:43 | 26 | 00:40 | 00:00 | 03:26 | 14:17 | 1 | | | | 1 | 1 | | 1 | | | |
| 4 D SCUDERI, ROBERT | | | | | | | | 20:51 | 28 | 00:44 | 00:00 | 04:18 | 16:35 | 1 | | | | 1 | | | 2 | | | |
| 6 D SYDOR, DARRYL | | | | | | | | 19:25 | 25 | 00:46 | 08:36 | 00:00 | 12:49 | 3 | 2 | 1 | | | | | | | | |
| 8 R RECCHI, MARK | | | | | | | | 20:58 | 26 | 00:48 | 08:27 | 00:00 | 12:31 | 3 | 2 | | | 1 | 1 | 1 | 1 | 0 | 1 | 0 |
| 10 L ROBERTS, GARY | | | | | | | | 14:31 | 17 | 00:51 | 03:43 | 00:00 | 10:48 | | | | | 1 | 1 | | | | | |
| 11 C STAAL, JORDAN | | | | | | | | 17:45 | 24 | 00:44 | 01:06 | 03:33 | 13:06 | | | | | 2 | | | | 8 | 7 | 53 |
| 12 L MALONE, RYAN | | | | | | | | 13:51 | 18 | 00:46 | 00:19 | 01:56 | 11:36 | 2 | | 1 | 7 | | | 1 | | | | |
| 16 C CHRISTENSEN, ERIK | | | | | | | | 04:48 | 7 | 00:41 | 02:02 | 00:00 | 02:46 | | | | | 1 | 1 | | | 1 | 1 | 50 |
| 17 R SYKORA, PETR | | | | | | | | 16:45 | 22 | 00:45 | 05:03 | 00:00 | 11:42 | 3 | | | | 2 | | | 1 | | | |
| 18 R HALL, ADAM | | | | | | | | 10:57 | 18 | 00:36 | 00:06 | 02:15 | 08:36 | 3 | | | | | | | | 3 | 3 | 50 |
| 19 D WHITNEY, RYAN | | | | | | | | 27:59 | 36 | 00:46 | 07:20 | 03:45 | 16:54 | 1 | 2 | 2 | | 1 | | | | | | |
| 20 R ARMSTRONG, COLBY | | | | | | | | 11:05 | 15 | 00:44 | 00:00 | 03:25 | 07:40 | 1 | | | | 1 | 1 | | 1 | 2 | | |
| 25 C TALBOT, MAXIME | | | | | | | | 18:41 | 22 | 00:45 | 00:22 | 04:01 | 12:18 | | | | | 3 | | | 1 | 9 | 5 | 64 |
| 37 L RUUTU, JARKKO | | | | | | | | 08:41 | 13 | 00:40 | 00:00 | 00:00 | 08:41 | 2 | | | | 1 | 1 | | | | | |
| 44 D ORPIK, BROOKS | | | | | | | | 14:47 | 21 | 00:42 | 00:53 | 00:03 | 13:51 | 2 | | | | 1 | 2 | | | | | |
| 55 D GONCHAR, SERGEI | | | | | | | | 28:56 | 32 | 00:54 | 09:32 | 03:54 | 15:32 | 2 | 2 | 1 | | 2 | | 1 | | | | |
| 71 C MALKIN, EVGENI | | | | | | | | 22:24 | 25 | 00:53 | 07:17 | 00:02 | 15:05 | 3 | 1 | 1 | 1 | 4 | 1 | | | 0 | 1 | 0 |
| 87 C CROSBY, SIDNEY | | | | | | | | 23:17 | 29 | 00:46 | 08:49 | 00:12 | 14:16 | 2 | | | | | | | | 14 | 13 | 52 |
| 29 G FLEURY, MARC-ANDRE | | | | | | | | | | | | | | | | | | | | | | | | |
| 30 G SABOURIN, DANY | | | | | | | | | | | | | | | | | | | | | | | | |
| TEAM TOTALS | 3 | 6 | 9 | 0 | 6 | 15 | | | | | | | | 29 | 12 | 12 | 20 | 10 | 6 | 11 | 35 | 31 | 53 | |

G=Goals A=Assists P=Points +/-=Plus/Minus PN=Number of Penalties PIM=Penalty Minutes TOI=Time On Ice SHF=# of Shifts AVG=Average Time/Shift S=Shots on Goal A/B=Attempts Blocked MS=Missed Shots HT=Hits Given GV=Giveaways TK=Takeaways BS=Blocked Shots FW=Faceoffs Won FL=Faceoffs Lost F%=Faceoff Win Percentage PP=Power Play SH=Short Handed EV=Even Strength OT=Overtime TOT=Total

VISITOR

Game Summary

HOME



2



Game
Saturday, October 20, 2007
Attendance 18,277 at Verizon Center
Start 7:07 EDT ; End 9:27 EDT
Game 0106
Final



1



PITTSBURGH PENGUINS
Game 7 Away Game 3

WASHINGTON CAPITALS
Game 7 Home Game 3

SCORING SUMMARY

| G | Per | Time | Str | Team | Goal | Scorer | Assist | Assist | PIT on Ice | WSH on Ice |
|---|-----|-------|-----|------|------|--------------|------------------|-------------------|------------------------|----------------------|
| 1 | 1 | 13:45 | EV | WSH | 2 | B.POTHIER(1) | 92 M.NYLANDER(3) | 19 N.BACKSTROM(5) | 19, 20, 25, 29, 44, 55 | 1, 2, 18, 19, 52, 92 |
| 2 | 2 | 3:58 | EV | PIT | 1 | J.STAAL(1) | 8 M.RECCHI(5) | 44 B.ORPIK(1) | 5, 8, 11, 12, 29, 44 | 1, 2, 21, 25, 26, 55 |
| 3 | 2 | 17:59 | PP | PIT | 1 | R.WHITNEY(2) | 87 S.CROSBY(7) | 12 R.MALONE(1) | 12, 17, 19, 29, 55, 87 | 1, 3, 18, 21, 23 |

PITTSBURGH PENGUINS

WASHINGTON CAPITALS

PENALTY SUMMARY

| # | Per | Time | Player | PIM | Penalty | # | Per | Time | Player | PIM | Penalty |
|----------|-----|-------|--------------|-----|----------------|----------|-----|-------|----------------|-----|---------------------------|
| 1 | 1 | 11:32 | 55 S.GONCHAR | 2 | Hooking | 1 | 1 | 1:15 | 92 M.NYLANDER | 2 | Interference - Goalkeeper |
| 2 | 2 | 12:16 | 4 R.SCUDERI | 2 | Cross checking | 2 | 2 | 0:41 | 21 B.LAICH | 2 | Hooking |
| 3 | 3 | 2:32 | 27 G.LARAQUE | 5 | Fighting (maj) | 3 | 2 | 1:50 | 26 S.MORRISONN | 2 | Boarding |
| 4 | 3 | 6:21 | 11 J.STAAL | 5 | Fighting (maj) | 4 | 2 | 7:14 | 8 A.OVECHKIN | 2 | Slashing |
| 5 | 3 | 8:36 | 55 S.GONCHAR | 2 | Interference | 5 | 2 | 17:09 | 52 M.GREEN | 2 | Hi-sticking |
| TOT 5-16 | | | | | | 6 | 3 | 2:32 | 87 D.BRASHEAR | 5 | Fighting (maj) |
| | | | | | | 7 | 3 | 6:21 | 18 M.PETTINGER | 5 | Fighting (maj) |
| | | | | | | TOT 7-20 | | | | | |

BY PERIOD

| Per | Goals | Shots | PN | PIM | Per | Goals | Shots | PN | PIM |
|-----|-------|-------|----|-----|-----|-------|-------|----|-----|
| 1 | 0 | 6 | 1 | 2 | 1 | 1 | 12 | 1 | 2 |
| 2 | 2 | 11 | 1 | 2 | 2 | 0 | 8 | 4 | 8 |
| 3 | 0 | 5 | 3 | 12 | 3 | 0 | 11 | 2 | 10 |
| TOT | 2 | 22 | 5 | 16 | TOT | 1 | 31 | 7 | 20 |

POWERPLAYS (Goals-Opp. / Power Play Time)

| 5v4 | 5v3 | 4v3 | TOT | 5v4 | 5v3 | 4v3 | TOT |
|-----------|-----------|-----|-----------|-----------|-----|-----|-----------|
| 1-4/07:08 | 0-1/00:51 | | 1-5/07:59 | 0-3/06:00 | | | 0-3/06:00 |

EVEN STRENGTH (Goals-Occurrences / Time)

| 5v5 | 4v4 | 3v3 | TOT | 5v5 | 4v4 | 3v3 | TOT |
|-----------|-----|-----|-----------|-----------|-----|-----|-----------|
| 1-8/46:01 | | | 1-8/46:01 | 1-8/46:01 | | | 1-8/46:01 |

SHOTS SUMMARY (Goals-Shots On Goal)

| EV | PP | SH | TOT | EV | PP | SH | TOT | |
|------|-----|-----|------|------|-----|-----|------|-----|
| 1-14 | 1-6 | 0-2 | 2-22 | 1-27 | 0-1 | 0-3 | 1-31 | |
| 5v5 | 5v4 | 5v3 | 4v5 | 4v4 | 4v3 | 3v5 | 3v4 | 3v3 |
| 1-14 | 1-5 | 0-1 | 0-2 | 1-27 | 0-1 | 0-3 | | |

FACE-OFF SUMMARY (Face-offs Won-Face-offs Total / Percentage)

| EV | PP | SH | TOT | EV | PP | SH | TOT |
|-----------|---------|---------|-----------|-----------|---------|---------|-----------|
| 22-40/55% | 2-7/29% | 2-5/40% | 26-52/50% | 18-40/45% | 3-5/60% | 5-7/71% | 26-52/50% |

OFFICIALS

Referees: #30 Mike Hasenfratz Linesman: #47 Dan Schachte
#13 Dan O'Halloran #92 Mark Shewchuk
Standby: Standby:

3 STARS Picked By:

| | Team | Pos | Player |
|----|------|-----|--------------|
| 1. | PIT | G | 29 M.FLEURY |
| 2. | PIT | D | 19 R.WHITNEY |
| 3. | WSH | D | 2 B.POTHIER |

© Copyright 2007, National Hockey League 2007-10-20-21.53.03

10 25 20 44 5
11 71 12 19 4
8 87 17 3 55
37 18 27

VISITOR

Event Summary

HOME



2



Game
Saturday, October 20, 2007
Attendance 18,277 at Verizon Center
Start 7:07 EDT ; End 9:27 EDT
Game 0108
Final



1



PITTSBURGH PENGUINS
Game 7 Away Game 3

WASHINGTON CAPITALS
Game 7 Home Game 3

| GOALTENDER SUMMARY | | | | | | | | | | | |
|---------------------|---|------------------------|--|--------------|--------------|--------------|--------------|---------------------|------------|-------------|-------------|
| PITTSBURGH PENGUINS | | | | TOI | | | | GOALS-SHOTS AGAINST | | | |
| | G | | | EV | PP | SH | TOT | 1 | 2 | 3 | TOT |
| 29 | G | FLEURY, MARC-ANDRE (W) | | 46:01 | 07:59 | 06:00 | 60:00 | 1-12 | 0-8 | 0-11 | 1-31 |
| 30 | G | SABOURIN, DANY | | | | | | | | | |
| TEAM TOTALS | | | | 46:01 | 07:59 | 06:00 | 60:00 | 1-12 | 0-8 | 0-11 | 1-31 |

| WASHINGTON CAPITALS | | | | | | | | | | | |
|---------------------|---|--------------------|--|--------------|--------------|--------------|--------------|---------------------|-------------|------------|-------------|
| WASHINGTON CAPITALS | | | | TOI | | | | GOALS-SHOTS AGAINST | | | |
| | G | | | EV | PP | SH | TOT | 1 | 2 | 3 | TOT |
| 1 | G | JOHNSON, BRENT (L) | | 45:00 | 06:00 | 07:59 | 58:59 | 0-6 | 2-11 | 0-5 | 2-22 |
| 37 | G | KOLZIG, OLAF | | | | | | | | | |
| EMPTY NET | | | | 01:01 | 00:00 | 00:00 | 01:01 | | | | |
| TEAM TOTALS | | | | 46:01 | 06:00 | 07:59 | 60:00 | 0-6 | 2-11 | 0-5 | 2-22 |

| TEAM SUMMARY | | | | | | | | | | | | | | | | | | | | | | | | |
|---------------------|---|--------------------|---|---|----------|----------|----------|----------|----------|-----------|-------|-------|---|-----------|-----------|----------|-----------|----------|----------|-----------|-----------|-----------|-----------|----|
| PITTSBURGH PENGUINS | | | | | TOI | | | | | | | | | | | | | | | | | | | |
| | G | A | + | - | PN | PIM | TOT | SHF | AVG | PP | SH | EV | S | A/B | MS | HT | GV | TK | BS | FW | FL | F% | | |
| 3 | D | EATON, MARK | | | | | 20:30 | 25 | 00:49 | 00:00 | 03:40 | 16:50 | | | | | | | | | | | | |
| 4 | D | SCUDERI, ROBERT | | | 1 | 2 | 21:07 | 24 | 00:52 | 00:00 | 02:39 | 18:28 | | | | | 1 | | | | | | | |
| 5 | D | SYDOR, DARRYL | | | | | 15:15 | 21 | 00:43 | 01:33 | 00:00 | 13:42 | 1 | 1 | | | 1 | | | | | | | |
| 8 | R | RECCHI, MARK | 1 | 1 | | | 15:43 | 20 | 00:47 | 03:38 | 00:00 | 12:05 | | | | | | | | | | | | |
| 10 | L | ROBERTS, GARY | | | | | 14:00 | 18 | 00:46 | 02:38 | 00:00 | 11:22 | 3 | | 1 | 2 | | | 1 | | | | | |
| 11 | C | STAAL, JORDAN | 1 | 1 | | 1 | 16:26 | 19 | 00:51 | 01:33 | 02:15 | 12:38 | 2 | | 1 | 2 | 1 | | | 3 | 3 | 6 | 33 | |
| 12 | L | MALONE, RYAN | 1 | 1 | | | 13:43 | 20 | 00:41 | 01:55 | 00:58 | 10:50 | 1 | 2 | | | | | | | | 0 | 1 | 0 |
| 17 | R | SYKORA, PETR | | | | | 14:59 | 20 | 00:44 | 03:59 | 00:00 | 11:00 | 1 | | | | | | | 1 | | | | |
| 18 | R | HALL, ADAM | | | | | 13:23 | 21 | 00:38 | 00:00 | 02:16 | 11:07 | 1 | | 1 | | | | | | 7 | 5 | 58 | |
| 19 | D | WHITNEY, RYAN | 1 | 1 | | | 20:59 | 23 | 00:54 | 04:38 | 02:22 | 13:59 | 1 | | | | | | | 2 | | | | |
| 20 | R | ARMSTRONG, COLBY | | | | | 15:28 | 23 | 00:40 | 00:00 | 02:47 | 12:41 | 1 | 2 | 2 | | | | 1 | | | | | |
| 25 | C | TALBOT, MAXIME | | | | | 17:18 | 24 | 00:43 | 00:00 | 03:44 | 13:34 | 2 | | | | | | | | 6 | 5 | 55 | |
| 27 | R | LARAQUE, GEORGES | | | | 1 | 08:08 | 14 | 00:34 | 00:00 | 00:00 | 08:08 | | | | 1 | | | | | | | | |
| 37 | L | RJUTU, JARKKO | | | | | 09:04 | 15 | 00:36 | 00:00 | 00:00 | 09:04 | | | 1 | 1 | | | | 1 | | | | |
| 44 | D | ORPIK, BROOKS | 1 | 1 | | | 17:08 | 21 | 00:48 | 01:22 | 01:58 | 13:48 | | | | 1 | 2 | | | 1 | 1 | | | |
| 55 | D | GONCHAR, SERGEI | | | | | 24:55 | 26 | 00:57 | 06:37 | 01:21 | 16:57 | 3 | 1 | 1 | 1 | 1 | 1 | 1 | | | | | |
| 71 | C | MALKIN, EVGENI | | | | | 18:25 | 18 | 01:01 | 05:36 | 00:00 | 12:49 | 4 | 2 | | | | | | | 0 | 2 | 0 | |
| 87 | C | CROSBY, SIDNEY | 1 | 1 | | | 17:29 | 21 | 00:49 | 06:26 | 00:00 | 11:03 | 2 | | | 2 | 1 | | | 2 | 1 | 10 | 7 | 59 |
| 29 | G | FLEURY, MARC-ANDRE | | | | | | | | | | | | | | | | | | | | | | |
| 30 | G | SABOURIN, DANY | | | | | | | | | | | | | | | | | | | | | | |
| TEAM TOTALS | | | | | 2 | 4 | 6 | 0 | 5 | 16 | | | | 22 | 11 | 9 | 13 | 3 | 6 | 17 | 26 | 26 | 50 | |

| WASHINGTON CAPITALS | | | | | | | | | | | | | | | | | | | | | | | | |
|---------------------|---|---------------------|---|---|----------|----------|----------|----------|----------|-----------|-------|-------|---|-----------|-----------|-----------|-----------|----------|----------|-----------|-----------|-----------|-----------|----|
| WASHINGTON CAPITALS | | | | | TOI | | | | | | | | | | | | | | | | | | | |
| | G | A | + | - | PN | PIM | TOT | SHF | AVG | PP | SH | EV | S | A/B | MS | HT | GV | TK | BS | FW | FL | F% | | |
| 2 | D | POTIER, BRIAN | 1 | 1 | | | 17:15 | 26 | 00:39 | 01:36 | 00:12 | 15:27 | 2 | 1 | 2 | 1 | | | | | | | | |
| 3 | D | POTI, TOM | | | | | 25:05 | 28 | 00:53 | 04:20 | 03:45 | 17:00 | 4 | 2 | | | | 1 | | 1 | | | | |
| 8 | L | OVECHKIN, ALEXANDER | | | | 1 | 22:09 | 24 | 00:55 | 04:35 | 00:00 | 17:34 | 8 | 2 | 2 | 5 | | | 2 | 1 | | | | |
| 15 | C | GORDON, BOYD | | | | | 17:51 | 29 | 00:36 | 00:11 | 05:15 | 12:25 | | | 1 | | 2 | 1 | | | 10 | 7 | 59 | |
| 17 | R | CLARK, CHRIS | | | | | 15:17 | 21 | 00:43 | 03:28 | 00:00 | 11:49 | 2 | 1 | 3 | 1 | | | | | | | | |
| 18 | L | PETTINGER, MATT | | | | | 14:47 | 19 | 00:46 | 01:36 | 03:52 | 09:19 | 3 | | | 1 | | | | | 0 | 1 | 0 | |
| 19 | C | BACKSTROM, NICKLAS | 1 | 1 | | | 15:16 | 19 | 00:48 | 01:14 | 00:00 | 14:02 | 2 | | | 3 | 1 | | | | | | | |
| 21 | C | LAICH, BROOKS | | | | | 08:19 | 16 | 00:31 | 00:56 | 02:22 | 05:01 | 1 | | | | | | | | 1 | | | |
| 23 | D | JURCINA, MILAN | | | | | 20:00 | 27 | 00:44 | 00:00 | 05:22 | 14:38 | 1 | 3 | | 1 | 2 | | | 2 | | | | |
| 25 | C | KOZLOV, VIKTOR | | | | | 21:53 | 22 | 00:59 | 04:06 | 00:12 | 17:35 | 1 | 1 | 2 | | 1 | 1 | | | 5 | 7 | 42 | |
| 28 | D | MORRISONN, SHAONE | | | | | 17:53 | 26 | 00:41 | 00:00 | 03:34 | 14:19 | 1 | | | 1 | 6 | | | 2 | 2 | | | |
| 39 | C | STECKEL, DAVID | | | | | 13:23 | 25 | 00:32 | 00:00 | 03:26 | 09:57 | | | 1 | | 2 | | | | 2 | 8 | 7 | 53 |
| 43 | R | FLEISCHMANN, TOMAS | | | | | 12:46 | 16 | 00:47 | 00:00 | 00:00 | 12:46 | 1 | | 2 | | | | | | | | | |
| 50 | R | MOTZKO, JOE | | | | | 16:33 | 18 | 00:55 | 05:11 | 00:00 | 11:22 | 2 | 1 | | 1 | 2 | 1 | | | | | | |
| 52 | D | GREEN, MIKE | | | | | 18:36 | 25 | 00:44 | 00:53 | 00:00 | 17:43 | 2 | 3 | 3 | 2 | | | | | | | | |
| 55 | D | SCHULTZ, JEFF | | | | | 16:08 | 22 | 00:44 | 00:00 | 03:05 | 13:03 | | | | 1 | 1 | 1 | 1 | 1 | | | | |
| 87 | L | BRASHEAR, DONALD | | | | | 02:50 | 5 | 00:34 | 00:00 | 00:00 | 02:50 | | | | | | | | | | | | |
| 92 | C | NYLANDER, MICHAEL | 1 | 1 | | | 16:10 | 19 | 00:51 | 01:54 | 00:00 | 14:16 | 1 | | | 1 | | | | 3 | 4 | 43 | | |
| 1 | G | JOHNSON, BRENT | | | | | | | | | | | | | | | | | | | | | | |
| 37 | G | KOLZIG, OLAF | | | | | | | | | | | | | | | | | | | | | | |
| TEAM TOTALS | | | | | 1 | 2 | 3 | 0 | 7 | 20 | | | | 31 | 17 | 20 | 25 | 8 | 8 | 11 | 26 | 26 | 50 | |

G=Goals A=Assists P=Points +/-=Plus/Minus PN=Number of Penalties PIM=Penalty Minutes TOI=Time On Ice SHF=# of Shifts AVG=Average Time/Shift S=Shots on Goal A/B=Attempts Blocked MS=Missed Shots HT=Hits Given GV=Giveaways TK=Takeaways BS=Blocked Shots FW=Faceoffs Won FL=Faceoffs Lost F%=Faceoff Win Percentage PP=Power Play SH=Short Handed EV=Even Strength OT=Overtime TOT=Total

VISITOR

HOME

Game Summary



0



1



Game
 Tuesday, October 23, 2007
 Attendance 17,012 at Mellon Arena
 Start 7:09 EDT ; End 9:25 EDT
 Game 0120
 Final

NEW YORK RANGERS
 Game 8 Away Game 5

PITTSBURGH PENGUINS
 Game 8 Home Game 5

SCORING SUMMARY

| G | Per | Time | Str | Team | Goal | Scorer | Assist | Assist | NYR on Ice | PIT on Ice |
|---|-----|------|-----|------|------|-------------|---------------------------|----------------|------------------|-----------------------|
| 1 | 2 | 0:44 | PP | PIT | 71 | E.MALKIN(3) | 19 R.WHITNEY(2) | 87 S.CROSBY(8) | 3, 8, 15, 30, 81 | 8, 19, 29, 55, 71, 87 |
| 2 | 2 | 1:10 | PS | PIT | 11 | J.STAAL | Unsuccessful Penalty Shot | | 30 | 11 |

NEW YORK RANGERS

PITTSBURGH PENGUINS

PENALTY SUMMARY

| # | Per | Time | Player | PIM | Penalty | # | Per | Time | Player | PIM | Penalty |
|----------|-----|-------|---------------|-----|---------------------------|---------|-----|-------|-------------|-----|--------------------------|
| 1 | 1 | 6:13 | 3 M.ROZSIVAL | 2 | Interference | 1 | 1 | 9:57 | 44 B.ORPIK | 2 | Delay of game |
| 2 | 1 | 14:11 | 24 R.CALLAHAN | 2 | Holding | 2 | 1 | 17:26 | 17 P.SYKORA | 2 | Hi-sticking |
| 3 | 1 | 19:58 | 24 R.CALLAHAN | 2 | Tripping | 3 | 2 | 9:48 | 17 P.SYKORA | 2 | Holding |
| 4 | 2 | 7:17 | 8 M.MALK | 2 | Holding | 4 | 3 | 16:19 | TEAM | 2 | Too many men/ice - bench |
| 5 | 3 | 3:26 | 81 M.HOSSA | 2 | Interference - Goalkeeper | TOT 4-8 | | | | | |
| TOT 5-10 | | | | | | | | | | | |

BY PERIOD

| Per | Goals | Shots | PN | PIM | Per | Goals | Shots | PN | PIM |
|-----|-------|-------|----|-----|-----|-------|-------|----|-----|
| 1 | 0 | 12 | 3 | 6 | 1 | 0 | 7 | 2 | 4 |
| 2 | 0 | 11 | 1 | 2 | 2 | 1 | 6 | 1 | 2 |
| 3 | 0 | 13 | 1 | 2 | 3 | 0 | 9 | 1 | 2 |
| TOT | 0 | 36 | 5 | 10 | TOT | 1 | 22 | 4 | 8 |

POWERPLAYS (Goals-Opp. / Power Play Time)

| 5v4 | 5v3 | 4v3 | TOT | 5v4 | 5v3 | 4v3 | TOT |
|-----------|-----|-----|-----------|-----------|-----|-----|-----------|
| 0-4/08:00 | | | 0-4/08:00 | 1-5/08:46 | | | 1-5/08:46 |

EVEN STRENGTH (Goals-Occurrences / Time)

| 5v5 | 4v4 | 3v3 | TOT | 5v5 | 4v4 | 3v3 | TOT |
|------------|-----|-----|------------|------------|-----|-----|------------|
| 0-10/43:14 | | | 0-10/43:14 | 0-10/43:14 | | | 0-10/43:14 |

GOALTENDER SUMMARY

| | | TOI | | | | GOALS-SHOTS AGAINST | | | |
|-------------|-------------------------|-------|-------|-------|-------|---------------------|-----|-----|------|
| | | EV | PP | SH | TOT | 1 | 2 | 3 | TOT |
| 30 | G LUNDQVIST, HENRIK (L) | 42:48 | 08:00 | 08:46 | 59:34 | 1 | 2 | 0-9 | 1-22 |
| 40 | G VALQUETTE, STEPHEN | | | | | | | | |
| | EMPTY NET | 00:26 | 00:00 | 00:00 | 00:26 | | | | |
| TEAM TOTALS | | 43:14 | 08:00 | 08:46 | 60:00 | 0-7 | 1-6 | 0-9 | 1-22 |

| | | TOI | | | | GOALS-SHOTS AGAINST | | | |
|-------------|--------------------------|-------|-------|-------|-------|---------------------|------|------|------|
| | | EV | PP | SH | TOT | 1 | 2 | 3 | TOT |
| 29 | G FLEURY, MARC-ANDRE (W) | 43:01 | 08:46 | 08:00 | 59:47 | 0-12 | 0-11 | 0-13 | 0-36 |
| 30 | G SABOURIN, DANY | | | | | | | | |
| | EMPTY NET | 00:13 | 00:00 | 00:00 | 00:13 | | | | |
| TEAM TOTALS | | 43:14 | 08:46 | 08:00 | 60:00 | 0-12 | 0-11 | 0-13 | 0-36 |

OFFICIALS

Referee: #28 Chris Lee
 #4 Wes McCauley
 Standby:

Linesman: #55 Shane Heyer
 #61 Lyle Seitz
 Standby:

3 STARS Picked By: Mellon Arena Media

| | Team | Pos | Player |
|----|------|-----|-------------|
| 1. | PIT | G | 29 M.FLEURY |
| 2. | PIT | C | 71 E.MALKIN |
| 3. | PIT | D | 44 B.ORPIK |

© Copyright 2007, National Hockey League 2007-10-24-12.30.59

8 87 17
 11 71 12
 10 25 20
 37 16 18
 3 55
 19 4
 44 5

VISITOR

Event Summary

HOME



0



1



Game
Tuesday, October 23, 2007
Attendance 17,012 at Mellon Arena
Start 7:09 EDT ; End 9:25 EDT
Game 0120
Final

NEW YORK RANGERS
Game 8 Away Game 5

PITTSBURGH PENGUINS
Game 8 Home Game 5

SHOTS SUMMARY (Goals-Shots On Goal)

| NEW YORK RANGERS | | | | | | | | | | PITTSBURGH PENGUINS | | | | | | | | | | |
|------------------|------|-----|------|-----|-----|------|-----|------|--|---------------------|------|-----|------|-----|-----|-----|-----|-----|-----|--|
| EV | | PP | | SH | | TOT | | | | EV | | PP | | SH | | TOT | | | | |
| 0-25 | 0-10 | 0-1 | 0-36 | | | 0-17 | 1-5 | 0-22 | | | 0-17 | 1-5 | 0-22 | | | | | | | |
| 5v5 | 5v4 | 5v3 | 4v5 | 4v4 | 4v3 | 3v5 | 3v4 | 3v3 | | | 5v5 | 5v4 | 5v3 | 4v5 | 4v4 | 4v3 | 3v5 | 3v4 | 3v3 | |
| 0-25 | 0-10 | 0-1 | | | | | | | | | 0-17 | 1-5 | | | | | | | | |

FACE-OFF SUMMARY (Face-offs Won-Face-offs Total / Percentage)

| NEW YORK RANGERS | | | | PITTSBURGH PENGUINS | | | |
|------------------|----------|---------|-----------|---------------------|---------|----------|-----------|
| EV | PP | SH | TOT | EV | PP | SH | TOT |
| 11-27/41% | 8-11/73% | 3-9/33% | 22-47/47% | 18-27/59% | 6-9/67% | 3-11/27% | 25-47/53% |

TEAM SUMMARY

| NEW YORK RANGERS | | | | | | | | | | | | | PITTSBURGH PENGUINS | | | | | | | | | | | | |
|------------------|-----------------------|---|---|---|-----|----|-----|-------|-----|-------|-------|-------|---------------------|-----|----|----|----|----|----|----|----|----|----|--|--|
| # | NAME | G | A | P | +/- | PN | PIM | TOI | | | | | S | A/B | MS | HT | GV | TK | BS | FW | FL | F% | | | |
| | | | | | | | | TOT | SHF | AVG | PP | SH | | | | | | | | | | | EV | | |
| 3 | D ROZSIVAL, MICHAL | | | | | 1 | 2 | 24:31 | 27 | 00:54 | 05:15 | 03:26 | 15:50 | | 2 | | 1 | | | 2 | | | | | |
| 5 | D GIRARDI, DANIEL | | | | | | | 22:41 | 28 | 00:48 | 02:38 | 03:33 | 16:30 | 1 | 2 | 2 | | | | 1 | | | | | |
| 8 | D MALIK, MAREK | | | | | 1 | 2 | 17:56 | 24 | 00:44 | 00:00 | 03:05 | 14:51 | 2 | | 1 | | | 1 | | | | | | |
| 10 | L DAWES, NIGEL | | | | | | | 12:54 | 15 | 00:51 | 00:19 | 00:21 | 12:14 | 6 | | 3 | | | | | | | | | |
| 14 | L SHANAHAN, BRENDAN | | | | | | | 20:15 | 25 | 00:48 | 05:36 | 04:16 | 10:23 | 6 | 4 | | | | | | | | | | |
| 15 | C BETTS, BLAIR | | | | | | | 12:14 | 18 | 00:40 | 00:00 | 04:00 | 08:14 | 1 | | | 2 | | | | 0 | 5 | 0 | | |
| 17 | C DUBINSKY, BRANDON | | | | | | | 11:50 | 14 | 00:50 | 01:57 | 00:30 | 09:23 | 1 | | 1 | | | 1 | | 7 | 5 | 58 | | |
| 18 | D STAAL, MARC | | | | | | | 12:59 | 15 | 00:51 | 00:00 | 01:04 | 11:55 | 1 | 1 | 1 | 1 | | | | | | | | |
| 19 | C GOMEZ, SCOTT | | | | | | | 22:02 | 21 | 01:02 | 08:03 | 00:07 | 15:52 | 1 | 1 | 3 | | | 2 | | 7 | 5 | 58 | | |
| 23 | C DRURY, CHRIS | | | | | | | 21:06 | 26 | 00:48 | 05:52 | 04:32 | 10:42 | 3 | | 3 | | | 1 | 1 | 8 | 9 | 47 | | |
| 24 | R CALLAHAN, RYAN | | | | | 2 | 4 | 12:35 | 16 | 00:47 | 00:19 | 00:30 | 11:46 | 3 | 1 | 1 | 3 | | | | | | | | |
| 25 | R PRUCHA, PETR | | | | | | | 12:35 | 15 | 00:50 | 02:05 | 00:00 | 10:30 | 1 | | | 2 | | 1 | | | | | | |
| 27 | D MARA, PAUL | | | | | | | 18:13 | 22 | 00:49 | 02:15 | 02:48 | 13:10 | 3 | 1 | 1 | 4 | | | 2 | | | | | |
| 28 | R ORR, COLTON | | | | | | | 07:39 | 10 | 00:45 | 00:00 | 00:00 | 07:39 | | | | 1 | | | | | | | | |
| 44 | L HOLLWEG, RYAN | | | | | | | 07:28 | 10 | 00:44 | 00:00 | 00:00 | 07:28 | 1 | | 1 | 4 | | | | 0 | 1 | 0 | | |
| 51 | D TYUTIN, FEDOR | | | | | | | 18:00 | 24 | 00:45 | 00:00 | 03:36 | 14:24 | | | 1 | 3 | | | 1 | | | | | |
| 68 | R JAGR, JAROMIR | | | | | | | 20:41 | 21 | 00:59 | 08:03 | 00:07 | 14:31 | 4 | 3 | 5 | | | 1 | | | | | | |
| 81 | L HOSSA, MARCEL | | | | | 1 | 2 | 16:01 | 23 | 00:41 | 01:38 | 03:09 | 11:14 | 3 | | 1 | 2 | | | | | | | | |
| 30 | G LUNDQVIST, HENRIK | | | | | | | | | | | | | | | | | | | | | | | | |
| 40 | G VALIQUETTE, STEPHEN | | | | | | | | | | | | | | | | | | | | | | | | |
| TEAM TOTALS | | 0 | 0 | 0 | 0 | 5 | 10 | | | | | | | 36 | 13 | 24 | 25 | 4 | 3 | 8 | 22 | 25 | 47 | | |

| PITTSBURGH PENGUINS | | | | | | | | | | | | | NEW YORK RANGERS | | | | | | | | | | | | |
|---------------------|----------------------|---|---|---|-----|----|-----|-------|-----|-------|-------|-------|------------------|-----|----|----|----|----|----|----|----|----|-----|--|--|
| # | NAME | G | A | P | +/- | PN | PIM | TOI | | | | | S | A/B | MS | HT | GV | TK | BS | FW | FL | F% | | | |
| | | | | | | | | TOT | SHF | AVG | PP | SH | | | | | | | | | | | EV | | |
| 3 | D EATON, MARK | | | | | | | 20:15 | 22 | 00:55 | 00:03 | 04:40 | 15:32 | 1 | | 1 | 1 | | | 4 | | | | | |
| 4 | D SCUDERI, ROBERT | | | | | | | 18:11 | 24 | 00:45 | 00:03 | 03:09 | 14:59 | 1 | 1 | | | | 1 | 1 | 1 | | | | |
| 5 | D SYDOR, DARRYL | | | | | | | 16:44 | 21 | 00:47 | 02:35 | 00:00 | 14:09 | 1 | 1 | 1 | | | 1 | | | | | | |
| 8 | R RECCHI, MARK | | | | | | | 14:25 | 19 | 00:45 | 04:04 | 00:00 | 10:21 | 2 | 2 | 1 | | | 1 | | | | | | |
| 10 | L ROBERTS, GARY | | | | | | | 14:31 | 16 | 00:54 | 03:17 | 00:00 | 11:14 | | | | 1 | | | | 1 | 0 | 100 | | |
| 11 | C STAAL, JORDAN | | | | | | | 19:35 | 24 | 00:48 | 00:32 | 04:51 | 14:12 | 2 | | 1 | | | 1 | | 2 | 5 | 29 | | |
| 12 | L MALONE, RYAN | | | | | | | 13:09 | 18 | 00:43 | 01:25 | 00:00 | 11:44 | 1 | | 1 | 1 | | | 1 | | | | | |
| 16 | C CHRISTENSEN, ERIK | | | | | | | 08:38 | 12 | 00:43 | 01:51 | 00:00 | 06:47 | 2 | | 4 | 1 | | | | | | | | |
| 17 | R SYKORA, PETR | | | | | 2 | 4 | 12:54 | 16 | 00:48 | 02:50 | 00:00 | 10:04 | 2 | | | 1 | | 1 | 0 | 1 | 0 | | | |
| 18 | R HALL, ADAM | | | | | | | 15:05 | 22 | 00:41 | 00:00 | 04:47 | 10:18 | | | 1 | 2 | | 1 | | 4 | 3 | 57 | | |
| 19 | D WHITNEY, RYAN | | | | | | | 22:50 | 25 | 00:54 | 07:09 | 03:20 | 12:21 | | 1 | 1 | 1 | 1 | | | | | | | |
| 20 | R ARMSTRONG, COLBY | | | | | | | 14:43 | 19 | 00:46 | 00:03 | 03:06 | 11:34 | 2 | | 2 | | | 1 | 0 | 1 | 0 | | | |
| 25 | C TALBOT, MAXIME | | | | | | | 12:18 | 15 | 00:49 | 00:03 | 03:16 | 08:59 | 2 | | | 3 | | | | 7 | 5 | 58 | | |
| 37 | L RUUTU, JARKKO | | | | | | | 09:18 | 12 | 00:46 | 00:00 | 00:00 | 09:18 | | | | | | 1 | | | | | | |
| 44 | D ORPIK, BROOKS | | | | | 1 | 2 | 18:05 | 23 | 00:47 | 01:32 | 00:00 | 16:33 | 1 | | 1 | 6 | | | | | | | | |
| 55 | D GONCHAR, SERGEI | | | | | | | 24:38 | 25 | 00:59 | 08:10 | 04:51 | 13:37 | 1 | | 2 | | 1 | | 3 | | | | | |
| 71 | C MALKIN, EVGENI | | | | | 1 | 1 | 17:45 | 20 | 00:53 | 05:53 | 00:00 | 11:52 | 3 | 1 | 2 | | 2 | 1 | 1 | 0 | 1 | 0 | | |
| 87 | C CROSBY, SIDNEY | | | | | | | 19:09 | 25 | 00:45 | 08:20 | 00:00 | 12:49 | 1 | 2 | | 3 | 1 | | | 11 | 6 | 65 | | |
| 29 | G FLEURY, MARC-ANDRE | | | | | | | | | | | | | | | | | | | | | | | | |
| 30 | G SABOURIN, DANY | | | | | | | | | | | | | | | | | | | | | | | | |
| TEAM PENALTY | | | | | | 1 | 2 | | | | | | | | | | | | | | | | | | |
| TEAM TOTALS | | 1 | 2 | 3 | 0 | 4 | 8 | | | | | | | 22 | 8 | 14 | 23 | 7 | 6 | 13 | 25 | 22 | 53 | | |

G=Goals A=Assists P=Points +/-Plus/Minus PN=Number of Penalties PIM=Penalty Minutes TOI=Time On Ice SHF=# of Shifts AVG=Average Time/Shift S=Shots on Goal A/B=Attempts Blocked MS=Missed Shots HT=Hits Given GV=Giveaways TK=Takeaways BS=Blocked Shots FW=Faceoffs Won FL=Faceoffs Lost F%=Faceoff Win Percentage PP=Power Play SH=Short Handed EV=Even Strength OT=Overtime TOT=Total

VISITOR

HOME

Game Summary



5



2



Game
Thursday, October 25, 2007
Attendance 17,051 at Mellon Arena
Start 7:37 EDT ; End 9:54 EDT
Game 0134
Final

TORONTO MAPLE LEAFS
Game 11 Away Game 3

PITTSBURGH PENGUINS
Game 9 Home Game 6

SCORING SUMMARY

| G | Per | Time | Str | Team | Goal | Scorer | Assist | Assist | TOR on Ice | PIT on Ice |
|---|-----|-------|-----|------|------|----------------|------------------|-----------------|------------------------|------------------------|
| 1 | 1 | 16:20 | EV | PIT | 37 | S.CROSBY(3) | 71 E.MALKIN(6) | 8 MIRECCHI(6) | 5, 18, 22, 31, 35, 80 | 4, 8, 19, 29, 71, 87 |
| 2 | 2 | 10:18 | EV | TOR | 10 | A.STEEN(2) | 80 N.ANTROPOV(6) | 14 M.STAJAN(5) | 10, 14, 15, 31, 35, 80 | 5, 16, 20, 29, 37, 44 |
| 3 | 3 | 1:45 | EV | TOR | 41 | J.TLUSTY(1) | 10 A.STEEN(6) | 31 P.KUBINA(6) | 10, 14, 15, 31, 35, 41 | 5, 10, 16, 17, 29, 44 |
| 4 | 3 | 2:20 | EV | TOR | 41 | J.TLUSTY(2) | 31 P.KUBINA(7) | 35 V.TOSKALA(1) | 14, 15, 31, 35, 39, 41 | 4, 10, 16, 17, 19, 29 |
| 5 | 3 | 10:02 | PP | TOR | 15 | T.KABERLE(4) | 10 A.STEEN(7) | 13 M.SUNDIN(12) | 10, 13, 15, 31, 35, 55 | 4, 12, 19, 20, 29 |
| 6 | 3 | 10:35 | EV | TOR | 22 | B.DEVEREAUX(1) | 80 N.ANTROPOV(7) | | 7, 18, 22, 25, 35, 80 | 5, 8, 17, 29, 44, 87 |
| 7 | 3 | 14:51 | PP | PIT | 55 | S.GONCHAR(2) | 87 S.CROSBY(9) | 71 E.MALKIN(7) | 13, 29, 35, 58 | 10, 17, 29, 55, 71, 87 |

TORONTO MAPLE LEAFS

PITTSBURGH PENGUINS

PENALTY SUMMARY

| # | Per | Time | Player | PIM | Penalty |
|-----------|-----|-------|---------------|-----|-------------------|
| 1 | 1 | 4:52 | 18 C.KILGER | 2 | Interference |
| 2 | 2 | 6:09 | 14 M.STAJAN | 2 | Holding |
| 3 | 2 | 8:04 | 80 N.ANTROPOV | 2 | Interference |
| 4 | 3 | 13:09 | 39 S.GAMACHE | 2 | Holding the stick |
| 5 | 3 | 14:37 | 31 P.KUBINA | 2 | Delay of game |
| 6 | 3 | 17:16 | 55 J.BLAKE | 2 | Hooking |
| TOT: 6-12 | | | | | |

| # | Per | Time | Player | PIM | Penalty |
|----------|-----|-------|--------------|-----|---------|
| 1 | 1 | 16:52 | 25 M.TALBOT | 2 | Hooking |
| 2 | 2 | 14:23 | 55 S.GONCHAR | 2 | Hooking |
| 3 | 3 | 8:56 | 71 E.MALKIN | 2 | Hooking |
| TOT: 3-6 | | | | | |

BY PERIOD

| Per | Goals | Shots | PN | PIM |
|-----|-------|-------|----|-----|
| 1 | 0 | 10 | 1 | 2 |
| 2 | 1 | 8 | 2 | 4 |
| 3 | 4 | 9 | 3 | 6 |
| TOT | 5 | 27 | 6 | 12 |

| Per | Goals | Shots | PN | PIM |
|-----|-------|-------|----|-----|
| 1 | 0 | 6 | 1 | 2 |
| 2 | 0 | 13 | 1 | 2 |
| 3 | 2 | 6 | 1 | 2 |
| TOT | 2 | 25 | 3 | 6 |

POWERPLAYS (Goals-Opp. / Power Play Time)

| 5v4 | 5v3 | 4v3 | TOT |
|-----------|-----|-----|-----------|
| 1-3/05:06 | | | 1-3/05:06 |

| 5v4 | 5v3 | 4v3 | TOT |
|-----------|-----------|-----|-----------|
| 0-2/11:04 | 1-2/00:19 | | 1-5/11:23 |

EVEN STRENGTH (Goals-Occurrences / Time)

| 5v5 | 4v4 | 3v3 | TOT |
|-----------|-----|-----|-----------|
| 4-8/43:31 | | | 4-8/43:31 |

| 5v5 | 4v4 | 3v3 | TOT |
|-----------|-----|-----|-----------|
| 1-8/43:31 | | | 1-8/43:31 |

GOALTENDER SUMMARY

| TORONTO MAPLE LEAFS | | TOI | | | | GOALS-SHOTS AGAINST | | | |
|---------------------|---------------------|-------|-------|-------|-------|---------------------|------|-----|------|
| | | EV | PP | SH | TOT | 1 | 2 | 3 | TOT |
| 1 | G RAYCROFT, ANDREW | | | | | | | | |
| 35 | G TOSKALA, VESA (W) | 43:26 | 05:06 | 11:23 | 59:55 | 1-6 | 0-13 | 1-6 | 2-25 |
| EMPTY NET | | 00:05 | 00:00 | 00:00 | 00:05 | | | | |
| TEAM TOTALS | | 43:31 | 05:06 | 11:23 | 60:00 | 1-6 | 0-13 | 1-6 | 2-25 |

| PITTSBURGH PENGUINS | | TOI | | | | GOALS-SHOTS AGAINST | | | |
|---------------------|--------------------------|-------|-------|-------|-------|---------------------|-----|-----|------|
| | | EV | PP | SH | TOT | 1 | 2 | 3 | TOT |
| 29 | G FLEURY, MARC-ANDRE (L) | 42:52 | 11:20 | 05:06 | 59:18 | 0-10 | 1-8 | 4-9 | 5-27 |
| 30 | G SABOURIN, DANY | 00:39 | 00:03 | 00:00 | 00:42 | | | | |
| EMPTY NET | | | | | | | | | |
| TEAM TOTALS | | 43:31 | 11:23 | 05:06 | 60:00 | 0-10 | 1-8 | 4-9 | 5-27 |

OFFICIALS

Referee: #2 Kerry Fraser
#15 Stephane Auger
Standby:
Linesman: #86 Brad Lazarowich
#54 Greg Devorski
Standby:

3 STARS Picked By: Mellon Arena Media

| | Team | Pos | Player |
|----|------|-----|--------------|
| 1. | TOR | C | 41 J.TLUSTY |
| 2. | TOR | C | 10 A.STEEN |
| 3. | TOR | G | 35 V.TOSKALA |

8 87 71 19 4
10 25 17 44 5
12 11 18 3 55
37 16 20

VISITOR

HOME

Event Summary



5



Game
Thursday, October 25, 2007
Attendance 17,051 at Mellon Arena.
Start 7:37 EDT ; End 9:54 EDT
Game 0134
Final



2



TORONTO MAPLE LEAFS
Game 11 Away Game 3

PITTSBURGH PENGUINS
Game 9 Home Game 6

SHOTS SUMMARY (Goals-Shots On Goal)

| TORONTO MAPLE LEAFS | | | | | | | PITTSBURGH PENGUINS | | | | | | | | | | |
|---------------------|-----|-----|-----|------|------|-----|---------------------|------|-----|-----|-----|------|-----|-----|-----|-----|-----|
| EV | PP | | SH | | TOT | | EV | PP | | SH | | TOT | | | | | |
| 4:22 | 1:4 | 0:1 | 0:1 | 5:27 | 1:19 | 1:6 | 2:25 | 1:19 | 1:6 | 0:5 | 1:1 | 2:25 | | | | | |
| 5v5 | 5v4 | 5v3 | 4v5 | 4v4 | 4v3 | 3v5 | 3v4 | 3v3 | 5v5 | 5v4 | 5v3 | 4v5 | 4v4 | 4v3 | 3v5 | 3v4 | 3v3 |
| 4:22 | 1:4 | 0:1 | 0:1 | 5:27 | 1:19 | 1:6 | 2:25 | 1:19 | 1:6 | 0:5 | 1:1 | 2:25 | | | | | |

FACE-OFF SUMMARY (Face-offs Won-Face-offs Total / Percentage)

| TORONTO MAPLE LEAFS | | | | PITTSBURGH PENGUINS | | | |
|---------------------|----------|----------|-----------|---------------------|----------|--------|-----------|
| EV | PP | SH | TOT | EV | PP | SH | TOT |
| 21:35/60% | 3:3/100% | 6:13/46% | 30:51/69% | 14:35/40% | 7:13/54% | 0:3/0% | 21:51/41% |

TEAM SUMMARY

| TORONTO MAPLE LEAFS | | | | | | | | | | PITTSBURGH PENGUINS | | | | | | | | | | | | | |
|---------------------|---|-------------------------|---|---|----|-----|-------|-----|-------|--------------------------|-------|-------|---|-----|----|----|----|----|----|----|----|----|-----|
| G | A | P | + | - | PN | PIM | TOT | SHF | AVG | PP | SH | EV | S | A/B | MS | HT | GV | TK | BS | FW | FL | F% | |
| 7 | D | WHITE, IAN | | | +1 | | 21:28 | 25 | 00:51 | 00:51 | 04:33 | 16:04 | | 2 | | | | | | | | | |
| 10 | C | STEEN, ALEXANDER | 1 | 2 | +2 | | 16:12 | 24 | 00:40 | 01:23 | 04:22 | 10:26 | 3 | 1 | | | 2 | | | | | | |
| 13 | C | SUNDIN, MATS | | 1 | 1 | | 19:11 | 28 | 00:41 | 03:34 | 01:19 | 14:18 | 1 | | 1 | | | | | 1 | 18 | 6 | 75 |
| 14 | C | STAJAN, MATTHEW | 2 | 1 | +3 | 2 | 16:10 | 24 | 00:40 | 01:32 | 00:48 | 10:52 | 1 | | | | | | | | | | 9 |
| 15 | D | KABERLE, TOMAS | 1 | 1 | +2 | | 24:57 | 27 | 00:55 | 04:26 | 01:18 | 19:13 | 1 | | | | 1 | | | 1 | | | |
| 18 | L | KILGER, CHAD | | | | 2 | 14:05 | 20 | 00:42 | 00:00 | 02:19 | 11:25 | 1 | | | | 5 | | | | | | |
| 21 | C | POHL, JOHN | | | | | 06:43 | 10 | 00:40 | 00:00 | 00:00 | 06:43 | | | | | | | | | 0 | 1 | 0 |
| 22 | C | DEVEREAUX, BOYD | 1 | 1 | | | 17:27 | 25 | 00:41 | 00:00 | 05:10 | 12:17 | 4 | | | 2 | | | | | | | |
| 23 | L | PONIKAROVSKY, ALEXEI | | | | | 16:06 | 22 | 00:43 | 00:51 | 00:08 | 15:07 | 2 | | 1 | 3 | | | | | | | |
| 25 | D | GILL, HAL | | | +1 | | 23:47 | 25 | 00:57 | 00:00 | 07:16 | 16:31 | | | | | | | | | 2 | | |
| 31 | D | KUBINA, PAVEL | 2 | 2 | +2 | 1 | 25:58 | 28 | 00:55 | 04:27 | 03:53 | 17:38 | 1 | | 1 | 1 | | | 1 | 2 | | | |
| 33 | L | BATTAGLIA, BATES, (JON) | | | | | 05:51 | 10 | 00:35 | 00:00 | 00:52 | 04:59 | 2 | | | | | | | | | | |
| 36 | D | STRALMAN, ANTON | | | | | 09:07 | 12 | 00:45 | 00:00 | 00:00 | 09:07 | | | | | 1 | | 1 | | | | |
| 39 | L | GAMACHE, SIMON | | | | 2 | 05:37 | 8 | 00:42 | 00:00 | 00:00 | 05:37 | | | | | | | | | | | |
| 41 | C | TLUSTY, JIRI | 2 | 2 | +2 | | 11:14 | 15 | 00:44 | 00:00 | 00:00 | 11:14 | 4 | | | | | | | 1 | | | |
| 55 | L | BLAKE, JASON | | | | 2 | 19:17 | 22 | 00:52 | 04:15 | 00:00 | 15:02 | 3 | | | | | | | | 1 | 0 | 100 |
| 56 | D | WOZNIEWSKI, ANDREW | | | | | 15:04 | 19 | 00:47 | 00:28 | 05:46 | 08:50 | 1 | | | 2 | 1 | | | 1 | | | |
| 86 | C | ANTROPOV, NIKOLA | 2 | 2 | +1 | 2 | 20:09 | 26 | 00:46 | 03:43 | 04:30 | 11:56 | 3 | | | 2 | | | | | 3 | 5 | 58 |
| 1 | G | RAYCROFT, ANDREW | | | | | | | | | | | | | | | | | | | | | |
| 85 | G | TOSKALA, VESA | | | | | | | | | | | | | | | | | | | | | |
| TEAM TOTALS | | | | | | | | | | TEAM TOTALS | | | | | | | | | | | | | |
| 5 9 14 +15 6 12 | | | | | | | | | | 27 3 7 20 2 3 9 30 21 59 | | | | | | | | | | | | | |

| PITTSBURGH PENGUINS | | | | | | | | | | TORONTO MAPLE LEAFS | | | | | | | | | | | | | |
|---------------------|---|--------------------|---|---|----|-----|-------|-----|-------|---------------------------|-------|-------|---|-----|----|----|----|----|----|----|----|----|-----|
| G | A | P | + | - | PN | PIM | TOT | SHF | AVG | PP | SH | EV | S | A/B | MS | HT | GV | TK | BS | FW | FL | F% | |
| 3 | D | EATON, MARK | | | | | 16:19 | 21 | 00:46 | 00:00 | 02:46 | 13:33 | | | | | | | | | | | |
| 4 | D | SCUDERI, ROBERT | | | | | 19:49 | 22 | 00:54 | 00:00 | 02:20 | 17:29 | | | | | 2 | | | | | | |
| 5 | D | SYDOR, DARRYL | | | -3 | | 17:05 | 26 | 00:39 | 04:37 | 00:00 | 12:28 | 2 | | | | 1 | | | | | | |
| 8 | R | RECCHI, MARK | 1 | 1 | | | 18:23 | 20 | 00:55 | 04:11 | 00:00 | 14:12 | 2 | | 3 | | | | | | | | |
| 10 | L | ROBERTS, GARY | | | -2 | | 12:59 | 17 | 00:45 | 02:21 | 00:00 | 10:38 | 1 | | 1 | 1 | | | | | | | |
| 11 | C | STAL, JORDAN | | | | | 17:50 | 23 | 00:46 | 00:01 | 02:54 | 14:55 | 2 | | 1 | | | | | | 3 | 7 | 30 |
| 12 | L | MALONE, RYAN | | | | | 14:08 | 21 | 00:40 | 02:32 | 02:12 | 09:24 | | | | | 1 | | | 1 | | | |
| 16 | C | CHRISTENSEN, ERIK | | | -3 | | 11:48 | 16 | 00:44 | 03:46 | 00:00 | 08:02 | 2 | | | | | | | | 3 | 4 | 43 |
| 17 | R | SYKORA, PETR | | | -3 | | 14:11 | 20 | 00:42 | 04:14 | 00:00 | 09:57 | 3 | | | 3 | | | | | 1 | 0 | 100 |
| 18 | R | HALL, ADAM | | | | | 16:16 | 22 | 00:44 | 02:45 | 02:54 | 10:37 | | | | | | | | | 4 | 4 | 50 |
| 19 | D | WHITNEY, RYAN | | | | | 25:13 | 25 | 01:00 | 08:26 | 02:20 | 14:27 | | | | | 1 | | | | | | |
| 20 | R | ARMSTRONG, COLBY | | | -1 | | 12:35 | 15 | 00:50 | 01:55 | 02:12 | 08:28 | 1 | | | | | | | | | | |
| 25 | C | TALBOT, MAXIME | | | | 1 | 03:53 | 6 | 00:38 | 00:00 | 00:00 | 03:53 | | | | | | | | | 1 | 0 | 100 |
| 37 | L | RUUTU, JARKKO | | | | 2 | 09:08 | 10 | 00:54 | 00:05 | 00:00 | 09:03 | 1 | | 2 | | | | | | | | |
| 44 | D | ORPIK, BROOKS | | | -3 | | 16:10 | 26 | 00:37 | 00:24 | 00:38 | 15:08 | 2 | | 1 | 1 | 2 | | | 1 | | | |
| 55 | D | CONCHAR, SERGEI | 1 | 1 | | 2 | 25:24 | 24 | 01:03 | 09:05 | 02:08 | 14:11 | 2 | | | | | | | | | | |
| 71 | C | MALKIN, EVGENY | 2 | 2 | +1 | 1 | 21:22 | 20 | 01:04 | 05:44 | 00:00 | 15:38 | 4 | | 3 | 1 | | 1 | 1 | | 1 | 0 | 100 |
| 87 | C | CROSBY, SIDNEY | 1 | 1 | 2 | | 23:03 | 25 | 00:55 | 06:52 | 00:00 | 16:11 | 3 | | | | | | | | 8 | 16 | 35 |
| 29 | G | FLEURY, MARC-ANDRE | | | | | | | | | | | | | | | | | | | | | |
| 30 | G | SABOURIN, DANY | | | | | | | | | | | | | | | | | | | | | |
| TEAM TOTALS | | | | | | | | | | TEAM TOTALS | | | | | | | | | | | | | |
| 2 4 6 -15 3 6 | | | | | | | | | | 25 9 11 14 4 5 3 21 30 41 | | | | | | | | | | | | | |

G=Goals A=Assists P=Points +/-=Plus/Minus PN=Number of Penalties PIM=Penalty Minutes TOI=Time On Ice SHF=# of Shifts AVG=Average Time/Shift S=Shots on Goal A/B=Attempts Blocked MS=Missed Shots HT=Hits Given GV=Giveaways TK=Takeaways BS=Blocked Shots FW=Faceoffs Won FL=Faceoffs Lost F%=Faceoff Win Percentage PP=Power Play SH=Short Handed EV=Even Strength OT=Overtime TOT=Total

VISITOR

HOME

Shootout Summary



CANADIENS MONTREAL
Game 10 Away Game 6

Game
Saturday, October 27, 2007
Attendance 17,085 at Mellon Arena
Start 6:09 EDT ; End 8:57 EDT
Game 0150
Final



PITTSBURGH PENGUINS
Game 10 Home Game 7

Shootout Summary

| Team | G | S | M | P |
|------|---|---|---|---|
| MTL | 1 | 6 | 2 | 0 |
| PIT | 0 | 3 | 5 | 0 |

Determining Goal: 79 A.MARKOV (Attempt ##16 - Team/Overall)

| # | Team | Pos | Shooter | Shootout Order / Result | Goaltender | Result | Shot Type | Score(V-H) |
|----|------|-----|------------------|-------------------------|-------------------------|------------|-----------|------------|
| 1 | PIT | C | 16 E.CHRISTENSEN | 31 C.PRICE | M <u>Wide of Net</u> | Wrist | 0-0 | |
| 2 | MTL | R | 27 A.KOVALEV | 30 D.SABOURIN | S | Wrist | 0-0 | |
| 3 | PIT | R | 17 P.SYKORA | 31 C.PRICE | M <u>Over Net</u> | Wrist | 0-0 | |
| 4 | MTL | C | 11 S.KOIVU | 30 D.SABOURIN | S | Wrist | 0-0 | |
| 5 | PIT | C | 87 S.CROSBY | 31 C.PRICE | S | Wrist | 0-0 | |
| 6 | MTL | C | 14 T.PLEKANEC | 30 D.SABOURIN | M Wide of Net | Backhand | 0-0 | |
| 7 | PIT | L | 37 J.RUUTU | 31 C.PRICE | M <u>Wide of Net</u> | Backhand | 0-0 | |
| 8 | MTL | D | 32 M.STREIT | 30 D.SABOURIN | S | Wrist | 0-0 | |
| 9 | PIT | C | 71 E.MALKIN | 31 C.PRICE | S | Wrist | 0-0 | |
| 10 | MTL | L | 21 C.HIGGINS | 30 D.SABOURIN | S | Wrist | 0-0 | |
| 11 | PIT | D | 55 S.GONCHAR | 31 C.PRICE | S | Wrist | 0-0 | |
| 12 | MTL | L | 46 A.KASTSITSYN | 30 D.SABOURIN | S | Wrist | 0-0 | |
| 13 | PIT | D | 19 R.WHITNEY | 31 C.PRICE | M <u>Wide of Net</u> | Wrist | 0-0 | |
| 14 | MTL | R | 73 M.RYDER | 30 D.SABOURIN | M Goalpost | Wrist | 0-0 | |
| 15 | PIT | R | 8 M.RECCHI | 31 C.PRICE | M Goalpost | Wrist | 0-0 | |
| 16 | MTL | D | 79 MARKOV | 30 SABOURIN | GOAL | ? BACKHAND | 1-0 | |

16 MTL D 79 A.MARKOV

30 D.SABOURIN

G

Backhand

1-0

Result Key: G=Goal, M=Missed Shot, S=Shot, P=Penalty,

© Copyright 2007, National Hockey League 2007-10-27-22.01.21

VISITOR

HOME

Game Summary



4



Game
Saturday, October 27, 2007
Attendance 17,085 at Mellon Arena
Start 6:09 EDT ; End 8:57 EDT
Game 0150
Final



3



CANADIENS MONTREAL
Game 10 Away Game 6

PITTSBURGH PENGUINS
Game 10 Home Game 7

SCORING SUMMARY

| G | Per | Time | Str | Team | Goal | Scorer | Assist | Assist | MTL on Ice | PIT on Ice |
|---|-----|-------|-----|------|------|-----------------|---------------------|------------------|------------------------|------------------------|
| 1 | 1 | 7:13 | EV | MTL | 25 | M.DANDENAULT(3) | 46 A.KASTISITSYN(1) | 8 M.KOMISAREK(3) | 8, 20, 25, 31, 46, 79 | 5, 12, 29, 49, 71, 87 |
| 2 | 1 | 10:53 | PP | MTL | 79 | A.MARKOV(4) | 21 C.HIGGINS(5) | 11 S.KOIVU(8) | 11, 21, 31, 32, 73, 79 | 3, 20, 25, 29, 55 |
| 3 | 2 | 0:49 | EV | MTL | 73 | M.RYDER(2) | 26 J.GORGES(1) | 44 R.HAMRLIK(6) | 11, 21, 26, 31, 44, 73 | 3, 16, 29, 55, 71, 87 |
| 4 | 2 | 3:03 | PP | PIT | 17 | P.SYKORA(5) | 71 E.MALKIN(8) | 18 A.HALL(3) | 8, 22, 25, 31, 79 | 17, 18, 19, 30, 55, 71 |
| 5 | 2 | 8:16 | EV | PIT | 87 | S.CROSBY(4) | 71 E.MALKIN(9) | 19 R.WHITNEY(3) | 14, 26, 27, 31, 51, 84 | 12, 19, 30, 55, 71, 87 |
| 6 | 3 | 18:08 | PP | PIT | 19 | R.WHITNEY(3) | 71 E.MALKIN(10) | 17 P.SYKORA(4) | 6, 8, 20, 31, 79 | 8, 17, 19, 55, 71, 87 |
| 7 | SO | | | MTL | 79 | A.MARKOV | | | | |

CANADIENS MONTREAL

PITTSBURGH PENGUINS

PENALTY SUMMARY

| # | Per | Time | Player | PIM | Penalty |
|-----------|-----|-------|-----------|-----|--------------------------|
| 1 | 1 | 1:30 | M.STREIB | 2 | Tapping |
| 2 | 2 | 1:49 | A.KOVALEV | 2 | Boarding |
| 3 | 2 | 1:49 | A.KOVALEV | 2 | Roughing |
| 4 | 3 | 15:49 | TEAM | 2 | Too many men/ice - bench |
| 5 | 3 | 17:41 | S.BEGIN | 2 | Slashing |
| TOT: 5-10 | | | | | |

| # | Per | Time | Player | PIM | Penalty |
|-----------|-----|-------|--------------|-----|----------|
| 1 | 1 | 0:29 | A.HALL | 2 | Hooking |
| 2 | 1 | 10:42 | J.STAAL | 2 | Elbowing |
| 3 | 1 | 17:47 | M.TALBOT | 2 | Holding |
| 4 | 2 | 1:49 | 87 S.CROSBY | 2 | Roughing |
| 5 | 2 | 12:05 | 87 S.CROSBY | 2 | Hooking |
| 6 | 3 | 6:51 | 55 S.GONCHAR | 2 | Hooking |
| 7 | OT | 0:15 | 12 R.MALONE | 2 | Hooking |
| 8 | OT | 4:58 | 55 S.GONCHAR | 2 | Boarding |
| TOT: 8-16 | | | | | |

BY PERIOD

| Per | Goals | Shots | PN | PIM |
|-----|-------|-------|----|-----|
| 1 | 2 | 14 | 1 | 2 |
| 2 | 1 | 7 | 2 | 4 |
| 3 | 0 | 4 | 2 | 4 |
| OT | 0 | 3 | 0 | 0 |
| TOT | 3 | 28 | 5 | 10 |

| Per | Goals | Shots | PN | PIM |
|-----|-------|-------|----|-----|
| 1 | 0 | 6 | 3 | 6 |
| 2 | 2 | 10 | 2 | 4 |
| 3 | 1 | 6 | 1 | 2 |
| OT | 0 | 1 | 2 | 4 |
| TOT | 3 | 23 | 8 | 16 |

POWERPLAYS (Goals-Opp. / Power Play Time)

| 5v4 | 5v3 | 4v3 | TOT |
|-----------|-----|-----------|-----------|
| 1-5/07:15 | | 0-2/02:02 | 1-7/09:17 |

| 5v4 | 5v3 | 4v3 | TOT |
|-----------|-----------|-----|-----------|
| 2-3/04:36 | 0-1/06:08 | | 2-4/04:44 |

EVEN STRENGTH (Goals-Occurrences / Time)

| 5v5 | 4v4 | 3v3 | TOT |
|-----------|-----------|-----|------------|
| 2-8/47:12 | 0-3/03:47 | | 2-11/50:59 |

| 5v5 | 4v4 | 3v3 | TOT |
|-----------|-----------|-----|-----------|
| 1-3/47:12 | 0-3/03:47 | | 1-6/50:59 |

GOALTENDER SUMMARY

| CANADIENS MONTREAL | | TOT | | | | GOALS SHOTS AGAINST | | | | |
|--------------------|--------------------|-------|-------|-------|-------|---------------------|------|-----|-----|------|
| | | EV | PP | SH | TOT | G | S | OT | TOT | |
| 31 | G PRICE, CAREY (W) | 50:59 | 09:17 | 04:44 | 65:00 | 0-6 | 2-10 | 1-6 | 0-1 | 3-23 |
| 39 | G HUET, CRISTOBAL | | | | | | | | | |
| TEAM TOTALS | | 50:59 | 09:17 | 04:44 | 65:00 | 0-6 | 2-10 | 1-6 | 0-1 | 3-23 |

| PITTSBURGH PENGUINS | | TOT | | | | GOALS SHOTS AGAINST | | | | |
|---------------------|-----------------------|-------|-------|-------|-------|---------------------|-----|-----|------|------|
| | | EV | PP | SH | TOT | G | S | OT | TOT | |
| 29 | G FLEURY, MARC-ANDRE | 16:16 | 01:11 | 03:22 | 20:49 | 2-14 | 2 | 3 | | 3-15 |
| 30 | G SABOURIN, DANY (OT) | 34:43 | 03:06 | 05:55 | 43:44 | 0-6 | 0-4 | 0-3 | 0-13 | |
| EMPTY NET | | 00:00 | 00:27 | 00:00 | 00:27 | | | | | |
| TEAM TOTALS | | 50:59 | 04:44 | 09:17 | 65:00 | 2-14 | 1-7 | 0-4 | 0-3 | 3-28 |

OFFICIALS

Referee: #6 Dan Marouelli
#32 Tom Kowal
Standby:

Linesman: #96 David Brisebois
#79 Mark Pare
Standby:

3 STARS Picked By: Mellon Arena Media

| Team | Pos | Player |
|--------|-----|-----------------|
| 1. PIT | C | 71 E.MALKIN |
| 2. MTL | D | 25 M.DANDENAULT |
| 3. MTL | D | 79 A.MARKOV |

© Copyright 2007, National Hockey League 2007-10-27-22.01.21

12 87 71 3 55
8 18 48 19 4
17 11 16 44 5
37 25 20

VISITOR

HOME

Event Summary



4



Game
Saturday, October 27, 2007
Attendance 17,085 at Mellon Arena
Start 6:09 EDT ; End 8:57 EDT
Game 0150
Final



3



CANADIENS MONTREAL
Game 10 Away Game 6

PITTSBURGH PENGUINS
Game 10 Home Game 7

SHOTS SUMMARY (Goals-Shots On Goal)

| CANADIENS MONTREAL | | | | | | | PITTSBURGH PENGUINS | | | | | | | | |
|--------------------|-----|----|--|-----|-----|--|---------------------|------|-----|----|--|-----|--|--|-----|
| EV | | PP | | SH | | | TOT | EV | | PP | | SH | | | TOT |
| 2-18 | 1-5 | | | 0-3 | 1-2 | | 3-23 | 1-16 | 2-6 | | | 0-1 | | | |

FACE-OFF SUMMARY (Face-offs Won-Face-offs Total / Percentage)

| CANADIENS MONTREAL | | | | PITTSBURGH PENGUINS | | | |
|--------------------|----------|---------|-----------|---------------------|---------|----------|-----------|
| EV | PP | SH | TOT | EV | PP | SH | TOT |
| 25/46/54% | 9/10/90% | 1/7/14% | 35/93/56% | 21/46/46% | 6/7/86% | 4/10/40% | 28/93/44% |

TEAM SUMMARY

| CANADIENS MONTREAL | | G | A | P | PN | PIM | TOI | | | | | | | S | A/B | MS | HT | GV | TK | BS | FW | FL | F% |
|--------------------|---|-----------------------|---|---|----|-----|-------|-------|-------|-------|-------|-------|-------|----|-----|----|----|----|----|----|----|----|----|
| | | | | | | | TOT | SHF | AVG | PP | SH | EV | | | | | | | | | | | |
| 6 | R | KOSTOPOULOS, TOM | | | | | 08:57 | 17 | 00:31 | 00:09 | 00:42 | 08:06 | 3 | | | 1 | | | | | | | |
| 10 | D | KOMISAREK, MICHAEL | | | | | 23:49 | 35 | 00:40 | 00:15 | 02:32 | 21:02 | 2 | 1 | | 6 | | | 1 | 2 | | | |
| 11 | C | KOIVU, SAKU | | 1 | +1 | | 21:15 | 28 | 00:45 | 04:12 | 00:43 | 16:20 | 1 | 1 | | 1 | 2 | | | 1 | 14 | 10 | |
| 14 | C | PLEKANEC, TOMAS | | | | | 19:35 | 23 | 00:51 | 04:50 | 00:00 | 14:45 | 4 | 2 | | | | | | | 14 | 6 | |
| 20 | C | SMOLINSKI, BRYAN | | | +1 | | 15:56 | 20 | 00:47 | 01:04 | 02:07 | 12:45 | 1 | 3 | 1 | | | | | | 5 | 7 | |
| 21 | L | HIGGINS, CHRISTOPHER | | | | | 20:46 | 27 | 00:48 | 02:58 | 00:43 | 17:04 | 2 | 1 | | | | | | | 2 | | |
| 22 | L | BEGIN, STEVE | | | | 1 | 2 | 12:01 | 22 | 00:32 | 00:09 | 02:10 | 09:42 | 1 | | 1 | 2 | | | | 0 | 1 | |
| 25 | D | DANDENAULT, MATHIEU | | | | | 13:08 | 17 | 00:46 | 00:00 | 01:31 | 11:37 | 1 | | | | | | | | | | |
| 26 | D | GORGES, JOSH | | 1 | 1 | | 13:29 | 19 | 00:42 | 02:06 | 00:00 | 11:23 | | 1 | | 1 | | | | | 2 | | |
| 27 | R | KOVALEV, ALEX | | | | 2 | 21:26 | 24 | 00:52 | 06:49 | 00:00 | 14:54 | | | | | | | | | 20 | 14 | |
| 28 | C | CHIPCHURA, KYLE | | | | | 09:48 | 17 | 00:34 | 00:09 | 01:24 | 08:15 | 1 | | 1 | | | | | | 1 | 5 | |
| 32 | D | STREIT, MARK | | | | 2 | 21:30 | 28 | 00:45 | 05:52 | 00:00 | 15:18 | 2 | 5 | | | | | | | 30 | 16 | |
| 44 | D | HAMRLIK, ROMAN | | 1 | 1 | +1 | 21:53 | 28 | 00:46 | 02:01 | 02:14 | 17:38 | 1 | 1 | 2 | 1 | | | | | 6 | | |
| 46 | L | KASTISINSKY, ANDREI | | | | | 10:10 | 13 | 00:43 | 00:06 | 00:00 | 09:04 | | 2 | | | | | | | | | |
| 51 | D | BOUILLON, FRANCIS | | | -1 | | 18:22 | 28 | 00:39 | 00:09 | 02:12 | 16:01 | 1 | | 1 | 5 | | | 2 | 1 | | | |
| 73 | R | RYDER, MICHAEL | | | | | 17:14 | 22 | 00:43 | 02:59 | 00:00 | 14:15 | 2 | 2 | | 2 | | | | | | | |
| 79 | D | MARKOV, ANDREI | | 1 | 1 | +1 | 29:08 | 34 | 00:51 | 06:09 | 02:30 | 20:29 | 3 | | 2 | 1 | | | | | 3 | | |
| 84 | R | CATENDRESSE, GUILAUME | | | | | 15:56 | 19 | 00:50 | 04:26 | 00:00 | 11:30 | | | | 2 | | | | | | | |
| 31 | G | PRICE, CAREY | | | | | | | | | | | | | | | | | | | | | |
| 39 | G | HUET, CRISTOBAL | | | | | | | | | | | | | | | | | | | | | |
| | | TEAM PENALTY | | | | 1 | 2 | | | | | | | | | | | | | | | | |
| | | TEAM TOTALS | 3 | 6 | 9 | +5 | 5 | 10 | | | | | 28 | 19 | 13 | 28 | 3 | 5 | 18 | 35 | 28 | 56 | |

| PITTSBURGH PENGUINS | | G | A | P | PN | PIM | TOI | | | | | | | S | A/B | MS | HT | GV | TK | BS | FW | FL | F% |
|---------------------|---|--------------------|---|---|----|-----|-------|-----|-------|-------|-------|-------|----|----|-----|----|----|----|----|----|----|----|----|
| | | | | | | | TOT | SHF | AVG | PP | SH | EV | | | | | | | | | | | |
| 3 | D | EATON, MARK | | | -1 | | 23:20 | 29 | 00:48 | 00:00 | 05:06 | 18:14 | 1 | | | 1 | | | | | 3 | | |
| 41 | D | SCUDERI, ROBERT | | | | | 22:03 | 29 | 00:45 | 00:00 | 04:43 | 17:20 | | | | | | | | | 4 | | |
| 5 | D | SYDOR, DARRYL | | | -1 | | 13:56 | 19 | 00:44 | 00:28 | 00:00 | 13:28 | 1 | | | | | | | | 3 | | |
| 8 | R | RECCHI, MARK | | | | | 14:55 | 22 | 00:40 | 02:05 | 00:00 | 12:50 | 3 | | | 2 | | | | | 1 | 50 | |
| 11 | C | STAAL, JORDAN | | | | 1 | 17:40 | 26 | 00:40 | 00:13 | 04:45 | 12:42 | 1 | | | 1 | | | | | 3 | 4 | |
| 12 | L | MALONE, RYAN | | | | 2 | 19:36 | 29 | 00:40 | 01:56 | 01:22 | 16:18 | 4 | | | 3 | | | | | 4 | 33 | |
| 16 | C | CHRISTENSEN, ERIK | | | -1 | | 12:56 | 17 | 00:45 | 01:24 | 00:00 | 11:32 | 2 | 4 | 2 | 1 | | | | | 1 | 1 | |
| 17 | R | SYKORA, PETR | | | | 2 | 13:12 | 18 | 00:42 | 02:26 | 00:00 | 10:48 | 1 | | | | | | | | | | |
| 18 | R | HALL, ADAM | | | | 1 | 1 | 1 | 1 | 1 | 1 | 1 | 1 | | | | | | | | | | |
| 19 | D | WHITNEY, RYAN | | | | 2 | 15:46 | 29 | 00:32 | 00:30 | 03:24 | 11:52 | 2 | | 2 | 2 | | | | | 8 | 7 | |
| 20 | R | ARMSTRONG, COLBY | | | | | 13:35 | 20 | 00:40 | 00:05 | 04:07 | 09:23 | | 1 | | 2 | | | | | | | |
| 26 | C | TALBOT, MAXIME | | | | 2 | 12:48 | 20 | 00:38 | 00:05 | 03:34 | 09:09 | | | | 2 | | | | | 1 | 6 | |
| 37 | L | RUUTU, JARKKO | | | | | 08:14 | 10 | 00:49 | 00:00 | 00:00 | 08:14 | 1 | | 2 | 1 | | | | | | | |
| 44 | D | ORRIK, BROOKS | | | | | 15:22 | 21 | 00:43 | 00:00 | 00:48 | 14:34 | | | | | | | | | | | |
| 48 | C | KENNEDY, TYLER | | | | | 11:38 | 16 | 00:43 | 00:00 | 00:00 | 11:38 | | 2 | | 2 | 1 | | | | | | |
| 58 | D | GONCHAR, SERGEI | | | | 2 | 27:38 | 33 | 00:50 | 04:42 | 02:54 | 19:58 | 2 | 3 | | | | | | | 1 | | |
| 71 | C | MALKIN, EVGENI | | 3 | 3 | -1 | 20:13 | 30 | 00:40 | 03:05 | 00:00 | 17:08 | 3 | 1 | | 2 | 3 | 1 | 1 | | | | |
| 87 | C | CROSBY, SIDNEY | | | | 2 | 21:47 | 29 | 00:45 | 02:50 | 01:22 | 17:35 | 1 | 3 | | 1 | 1 | | | | 13 | 10 | |
| 29 | G | FLEURY, MARC-ANDRE | | | | | | | | | | | | | | | | | | | | | |
| 30 | G | SABOURIN, DANY | | | | | | | | | | | | | | | | | | | | | |
| | | TEAM TOTALS | 3 | 6 | 9 | -5 | 8 | 16 | | | | | 23 | 18 | 12 | 26 | 15 | 4 | 19 | 28 | 35 | 44 | |

G=Goals A=Assists P=Points +/-=Plus/Minus PN=Number of Penalties PIM=Penalty Minutes TOI=Time On Ice SHF=# of Shifts AVG=Averages Time/Shift S=Shots on Goal A/B=Attempts Blocked MS=Missed Shots HT=Hits Given GV=Giveaways TK=Takeaways BS=Blocked Shots FW=Faceoffs Won FL=Faceoffs Lost F%=Faceoff Win Percentage PP=Power Play SH=Short Handed EV=Even Strength OT=Overtime TOT=Total

Game Summary



4



Game
 Tuesday, October 30, 2007
 Attendance 18,568 at Xcel Energy
 Center
 Start 6:09 CDT ; End 8:32 CDT
 Game 0163
 Final



2



PITTSBURGH PENGUINS
 Game 11 Away Game 4

MINNESOTA WILD
 Game 12 Home Game 5

SCORING SUMMARY

| G | Per | Time | Str | Team | Goal | Scorer | Assist | Assist | PIT on Ice | MIN on Ice |
|---|-----|-------|-----|------|------|---------------|---------------------|-----------------|------------------------|-----------------------|
| 1 | 2 | 3:30 | EV | PIT | 71 | E.MALKIN(4) | 87 S.CROSBY(10) | 12 R.MALONE(2) | 4, 12, 19, 30, 71, 87 | 5, 8, 19, 25, 29, 92 |
| 2 | 2 | 6:14 | EV | MIN | 19 | S.VAILLEUX(1) | 92 B.RADIVOJEVIC(5) | 9 M.KOIVU(5) | 4, 11, 16, 17, 19, 30 | 5, 8, 9, 19, 29, 92 |
| 3 | 2 | 6:29 | EV | PIT | 71 | E.MALKIN(5) | 87 S.CROSBY(11) | 12 R.MALONE(3) | 5, 12, 30, 44, 71, 87 | 5, 8, 19, 29, 37, 92 |
| 4 | 3 | 6:28 | EV | MIN | 12 | B.ROLSTON(6) | 9 M.KOIVU(6) | 8 B.BURNS(2) | 3, 10, 20, 25, 30, 55 | 8, 9, 12, 29, 33, 96 |
| 5 | 3 | 10:05 | PP | PIT | 17 | P.SYKORA(6) | 87 S.CROSBY(12) | 55 S.GONCHAR(6) | 17, 19, 30, 55, 71, 87 | 19, 29, 33, 37, 41 |
| 6 | 3 | 14:29 | EV | PIT | 87 | S.CROSBY(5) | 55 S.GONCHAR(7) | 71 E.MALKIN(11) | 12, 19, 30, 55, 71, 87 | 8, 12, 29, 41, 83, 96 |

PITTSBURGH PENGUINS

MINNESOTA WILD

PENALTY SUMMARY

| # | Per | Time | Player | PIM | Penalty |
|----------|-----|-------|--------------|-----|-------------------|
| 1 | 2 | 7:51 | 71 E.MALKIN | 2 | Elbowing |
| 2 | 2 | 13:53 | 18 A.HALL | 2 | Hooking |
| 3 | 3 | 1:44 | 71 E.MALKIN | 2 | Holding the stick |
| 4 | 3 | 5:27 | 18 A.HALL | 5 | Fighting (maj) |
| 5 | 3 | 14:56 | 48 T.KENNEDY | 2 | Interference |
| TOT 5-13 | | | | | |

| # | Per | Time | Player | PIM | Penalty |
|----------|-----|------|---------------|-----|----------------|
| 1 | 2 | 7:51 | 55 N.SCHULTZ | 2 | Roughing |
| 2 | 3 | 1:44 | 55 N.SCHULTZ | 2 | Hooking |
| 3 | 3 | 5:27 | 15 J.SHEPPARD | 5 | Fighting (maj) |
| 4 | 3 | 8:51 | 8 B.BURNS | 2 | Tripping |
| TOT 4-11 | | | | | |

BY PERIOD

| Per | Goals | Shots | PN | PIM |
|-----|-------|-------|----|-----|
| 1 | 0 | 6 | 0 | 0 |
| 2 | 2 | 12 | 2 | 4 |
| 3 | 2 | 9 | 3 | 9 |
| TOT | 4 | 27 | 5 | 13 |

| Per | Goals | Shots | PN | PIM |
|-----|-------|-------|----|-----|
| 1 | 0 | 10 | 0 | 0 |
| 2 | 1 | 8 | 1 | 2 |
| 3 | 1 | 12 | 3 | 9 |
| TOT | 2 | 30 | 4 | 11 |

POWERPLAYS (Goals-Opp. / Power Play Time)

| 5v4 | 5v3 | 4v3 | TOT |
|-----------|-----|-----|-----------|
| 1-1/01:14 | | | 1-1/01:14 |

| 5v4 | 5v3 | 4v3 | TOT |
|-----------|-----|-----|-----------|
| 0-2/04:00 | | | 0-2/04:00 |

EVEN STRENGTH (Goals-Occurrences / Time)

| 5v5 | 4v4 | 3v3 | TOT |
|-----------|-----------|-----|-----------|
| 3-6/50:46 | 0-2/04:00 | | 3-8/54:46 |

| 5v4 | 5v3 | 4v3 | TOT |
|-----------|-----------|-----|-----------|
| 2-6/50:46 | 0-2/04:00 | | 2-8/54:46 |

GOALTENDER SUMMARY

| | | TOI | | | | GOALS-SHOTS AGAINST | | | |
|---------------------|----------------------|-------|-------|-------|-------|---------------------|------|------|------|
| | | EV | PP | SH | TOT | 1 | 2 | 3 | TOT |
| PITTSBURGH PENGUINS | | | | | | | | | |
| 29 | G FLEURY, MARC-ANDRE | 54:43 | 01:14 | 04:00 | 59:57 | 0-10 | 1-8 | 1-12 | 2-30 |
| 30 | G SABOURIN, DANY (W) | 00:03 | 00:00 | 00:00 | 00:03 | | | | |
| EMPTY NET | | | | | | | | | |
| TEAM TOTALS | | 54:46 | 01:14 | 04:00 | 60:00 | 0-10 | 1-8 | 1-12 | 2-30 |
| MINNESOTA WILD | | | | | | | | | |
| 29 | G HARDING, JOSH (L) | 54:46 | 04:00 | 01:14 | 60:00 | 0-6 | 2-12 | 2-9 | 4-27 |
| 31 | G SCHAEFER, NOLAN | | | | | | | | |
| TEAM TOTALS | | 54:46 | 04:00 | 01:14 | 60:00 | 0-6 | 2-12 | 2-9 | 4-27 |

OFFICIALS

Referee: #3 Mike Leggo
 #35 Dean Warren
 Standby:
 Linesman: #66 Darren Gibbs
 #56 Mark Wheler
 Standby:

3 STARS Picked By: DOUG JOHNSON-LPH

| | Team | Pos | Player |
|----|------|-----|-------------|
| 1. | PIT | C | 87 S.CROSBY |
| 2. | MIN | C | 9 M.KOIVU |
| 3. | PIT | C | 71 E.MALKIN |

© Copyright 2007, National Hockey League 2007-10-30-21.30.58

12 87 71 19 4
 10 25 20 44 5
 8 18 48 3 55
 16 11 17

VISITOR

Event Summary

HOME



4

Game
Tuesday, October 30, 2007
Attendance 18,568 at Xcel Energy Center
Start 8:09 CDT ; End 8:32 CDT
Game 0163
Final



2

PITTSBURGH PENGUINS
Game 11 Away Game 4

MINNESOTA WILD
Game 12 Home Game 5

SHOTS SUMMARY (Goals-Shots On Goal)

| PITTSBURGH PENGUINS | | | | | | | | | MINNESOTA WILD | | | | | | | | |
|---------------------|-----|-----|------|-----|-----|------|-----|-----|----------------|-----|-----|-----|-----|-----|-----|-----|-----|
| EV | PP | SH | TOT | | | EV | PP | SH | TOT | | | | | | | | |
| 3-23 | 1-3 | 0-1 | 4-27 | | | 2-26 | 0-4 | | 2-30 | | | | | | | | |
| 5v5 | 5v4 | 5v3 | 4v5 | 4v4 | 4v3 | 3v5 | 3v4 | 3v3 | 5v5 | 5v4 | 5v3 | 4v5 | 4v4 | 4v3 | 3v5 | 3v4 | 3v3 |
| 3-21 | 1-3 | 0-1 | 0-2 | | | 2-25 | 0-4 | 0-1 | | | | | | | | | |

FACE-OFF SUMMARY (Face-offs Won-Face-offs Total / Percentage)

| PITTSBURGH PENGUINS | | | | MINNESOTA WILD | | | |
|---------------------|----------|---------|-----------|----------------|---------|--------|-----------|
| EV | PP | SH | TOT | EV | PP | SH | TOT |
| 34-55/62% | 1-1/100% | 3-5/60% | 38-61/62% | 21-55/38% | 2-5/40% | 0-1/0% | 23-61/38% |

TEAM SUMMARY

| PITTSBURGH PENGUINS | G | A | P | +/- | PN | PIM | TOI | | | | | | | S | A/B | MS | HT | GV | TK | BS | FW | FL | F% | | |
|-------------------------|----------|----------|-----------|-----------|----------|-----------|-------|-----|-------|-------|-------|-------|-----------|-----------|-----------|-----------|----------|----------|-----------|-----------|-----------|-----------|----|---|--|
| | | | | | | | TOT | SHF | AVG | PP | SH | EV | | | | | | | | | | | | | |
| 3 D/EATON, MARK | | | | -1 | | | 20:28 | 32 | 00:38 | 00:00 | 01:56 | 18:32 | 1 | | 1 | | | | | | | | | | |
| 4 D/SCUDERI, ROBERT | | | | | | | 19:38 | 29 | 00:40 | 00:00 | 02:04 | 17:34 | 1 | | 1 | 1 | | | | | | | | 3 | |
| 5 D/SYDOR, DARRYL | | | | +1 | | | 18:25 | 27 | 00:36 | 00:00 | 00:00 | 16:25 | 2 | | 1 | 1 | | | | | | | | 2 | |
| 8 R/RECCHI, MARK | | | | | | | 13:09 | 19 | 00:41 | 00:00 | 00:00 | 13:09 | | | | | | | | | | | | 1 | |
| 10 L/ROBERTS, GARY | | | | -1 | | | 13:14 | 21 | 00:37 | 00:00 | 00:00 | 13:14 | | | 1 | | | | | | | | | | |
| 11 C/STAAL, JORDAN | | | | -1 | | | 14:45 | 23 | 00:38 | 00:00 | 01:50 | 12:55 | 1 | 1 | | | | | | | | | | 1 | |
| 12 L/MALONE, RYAN | 2 | 2 | +3 | | | | 19:34 | 27 | 00:43 | 00:00 | 01:09 | 18:25 | 2 | 1 | 1 | 4 | | | | | | | | 5 | |
| 16 C/CHRISTENSEN, ERIK | | | | -1 | | | 08:17 | 12 | 00:41 | 00:00 | 00:00 | 08:17 | | | 1 | | | | | | | | | | |
| 17 R/SYKORA, PETR | 1 | 1 | -1 | | | | 11:55 | 17 | 00:42 | 01:14 | 00:00 | 10:41 | 2 | 1 | | 2 | 2 | | | | | | | | |
| 18 R/HALL, ADAM | | | | | 2 | 7 | 11:46 | 19 | 00:37 | 00:00 | 01:06 | 10:40 | 2 | | | | | | | | | | | 4 | |
| 19 D/WHITNEY, RYAN | | | | +1 | | | 21:24 | 30 | 00:42 | 01:14 | 02:04 | 18:06 | 2 | 1 | | | | | | | | | | | |
| 20 R/ARMSTRONG, COLBY | | | | -1 | | | 14:01 | 24 | 00:35 | 00:00 | 01:45 | 12:16 | 2 | | | 1 | 1 | | | | | | | | |
| 25 C/TALBOT, MAXIME | | | | -1 | | | 13:45 | 21 | 00:39 | 00:00 | 01:12 | 12:33 | 2 | 1 | | | | | | | | | | 1 | |
| 44 D/ORPIK, BROOKS | | | | +1 | | | 17:27 | 28 | 00:37 | 00:00 | 00:00 | 17:27 | | | 2 | 1 | 3 | | | | | | | 4 | |
| 48 C/KENNEDY, TYLER | | | | | 1 | 2 | 10:27 | 15 | 00:41 | 00:00 | 00:00 | 10:27 | | | | 1 | 1 | | | | | | | 1 | |
| 55 D/GONCHAR, SERGEI | 2 | 2 | | | | | 24:38 | 34 | 00:43 | 01:14 | 01:56 | 21:28 | 3 | 1 | 2 | | | | | | | | | 1 | |
| 71 C/MALKIN, EVGENI | 2 | 1 | +3 | 2 | 4 | | 19:40 | 27 | 00:43 | 01:14 | 00:00 | 18:26 | 3 | | 2 | | 2 | | | | | | | 1 | |
| 87 C/CROSBY, SIDNEY | 1 | 3 | +3 | | | | 21:30 | 29 | 00:44 | 01:14 | 00:58 | 19:18 | 4 | | 1 | 3 | | | | | | | | 1 | |
| 29 G/FLEURY, MARC-ANDRE | | | | | | | | | | | | | | | | | | | | | | | | | |
| 30 G/SABOURIN, DANY | | | | | | | | | | | | | | | | | | | | | | | | | |
| TEAM TOTALS | 4 | 8 | 12 | +5 | 5 | 13 | | | | | | | 27 | 10 | 11 | 16 | 9 | 3 | 23 | 38 | 23 | 62 | | | |

| MINNESOTA WILD | G | A | P | +/- | PN | PIM | TOI | | | | | | | S | A/B | MS | HT | GV | TK | BS | FW | FL | F% | | |
|----------------------------|----------|----------|----------|-----------|----------|-----------|-------|-----|-------|-------|-------|-------|-----------|-----------|-----------|-----------|----------|----------|-----------|-----------|-----------|-----------|----|----|---|
| | | | | | | | TOT | SHF | AVG | PP | SH | EV | | | | | | | | | | | | | |
| 5 D/JOHNSON, KIM | | | | -1 | | | 10:42 | 17 | 00:37 | 00:00 | 00:00 | 10:42 | | | | 1 | 1 | 1 | | | | | | | 1 |
| 8 D/BURNS, BRENT | 1 | 1 | -1 | 1 | 2 | | 20:41 | 35 | 00:35 | 01:23 | 00:00 | 19:18 | 4 | 4 | 1 | 3 | | | | | | | | | |
| 9 C/KOIVU, MIKKO | 2 | 2 | +2 | | | | 20:45 | 29 | 00:42 | 02:55 | 00:58 | 16:52 | 8 | 3 | | 2 | | | | | | | | 5 | |
| 12 R/ROLSTON, BRIAN | 1 | 1 | | | | | 21:02 | 31 | 00:40 | 02:25 | 00:58 | 17:39 | 6 | 2 | 2 | 1 | | | | | | | | 0 | |
| 15 C/SHEPPARD, JAMES | | | | | 1 | 5 | 09:53 | 17 | 00:34 | 01:45 | 00:00 | 08:08 | 1 | | | 1 | | | | | | | | 2 | |
| 19 L/VELLEUX, STEPHANE | 1 | 1 | -1 | | | | 14:46 | 22 | 00:40 | 00:19 | 00:16 | 14:11 | 1 | 1 | | 2 | 1 | | | | | | | 1 | |
| 21 R/PARRISH, MARK | | | | | | | 16:42 | 27 | 00:37 | 02:15 | 00:00 | 14:27 | 2 | 2 | 2 | | | | | | | | | 0 | |
| 22 R/CLUTTERBUCK, CAL | | | | | | | 07:07 | 16 | 00:28 | 00:00 | 00:00 | 07:07 | | | | 1 | 4 | | | | | | | 1 | |
| 24 L/BOOGAARD, DEREK | | | | | | | 05:50 | 13 | 00:26 | 00:00 | 00:00 | 05:50 | 1 | | | | | | | | | | | | |
| 25 C/BELANGER, ERIC | | | | -1 | | | 16:39 | 28 | 00:35 | 01:20 | 00:00 | 15:19 | 1 | 1 | 1 | 3 | | | | | | | | 11 | |
| 26 D/FOSTER, KURTIS | | | | | | | 25:31 | 35 | 00:43 | 01:59 | 01:10 | 22:22 | 2 | 2 | 2 | 4 | | | | | | | | 6 | |
| 33 D/NUMMELIN, PETTERI | | | | +1 | | | 20:05 | 25 | 00:48 | 01:17 | 00:09 | 18:39 | 1 | | | | | | | | | | | 1 | |
| 37 C/WALZ, WES | | | | -1 | | | 15:16 | 24 | 00:38 | 00:00 | 00:16 | 15:00 | 1 | 1 | 2 | | | | | | | | | 3 | |
| 41 D/SKOULA, MARTIN | | | | -1 | | | 21:14 | 30 | 00:42 | 00:00 | 00:04 | 21:10 | | | 2 | 2 | 1 | 1 | | | | | | 2 | |
| 55 D/SCHULTZ, NICK | | | | | 2 | 4 | 19:13 | 32 | 00:36 | 00:00 | 01:05 | 18:08 | | | 2 | 2 | 2 | 2 | | | | | | 1 | |
| 83 R/FOY, MATT | | | | -1 | | | 11:56 | 18 | 00:39 | 00:56 | 00:00 | 11:00 | 2 | | | | | | | | | | | | |
| 92 R/RADIVOJEVIC, BRANKO | 1 | 1 | -1 | | | | 18:19 | 26 | 00:42 | 00:46 | 00:00 | 17:33 | | | 1 | 1 | | | | | | | | 1 | |
| 96 C/BOUCHARD, PIERRE-MARC | | | | | | | 19:05 | 27 | 00:42 | 02:40 | 00:00 | 18:25 | | | 2 | | | | | | | | | | |
| 29 G/HARDING, JOSH | | | | | | | | | | | | | | | | | | | | | | | | | |
| 31 G/SCHAEFER, NOLAN | | | | | | | | | | | | | | | | | | | | | | | | | |
| TEAM TOTALS | 2 | 4 | 6 | -5 | 4 | 11 | | | | | | | 30 | 23 | 18 | 24 | 7 | 5 | 10 | 23 | 38 | 38 | | | |

G=Goals A=Assists P=Points +/-=Plus/Minus PN=Number of Penalties PIM=Penalty Minutes TOI=Time On Ice SHF=# of Shifts AVG=Average Time/Shift S=Shots on Goal A/B=Attempts Blocked MS=Missed Shots HT=Hits Given GV=Giveaways TK=Takeaways BS=Blocked Shots FW=Faceoffs Won FL=Faceoffs Lost F%=Faceoff Win Percentage PP=Power Play SH=Short Handed EV=Even Strength OT=Overtime TOT=Total

© Copyright 2007, National Hockey League 2007-10-30-21.31.19

12 87 71
10 25 20
8 18 48
16 11 17
19-4
44-5
3-55

VISITOR

Game Summary

HOME



2



Game
Thursday, November 1, 2007
Attendance 18,007 at Pepsi Center
Start 7:08 MDT ; End 9:30 MDT
Game 0178
Final



3



PITTSBURGH PENGUINS
Game 12 Away Game 5

COLORADO AVALANCHE
Game 12 Home Game 6

SCORING SUMMARY

| G | Per | Time | Str | Team | Goal Scorer | Assist | Assist | PIT on Ice | COL on Ice |
|---|-----|-------|-----|------|----------------|--------------------|--------------------|------------------------|------------------------|
| 1 | 1 | 10:21 | EV | PIT | 87 S.CROSBY(6) | 55 S.GONCHAR(8) | 3 M.EATON(1) | 3, 12, 30, 55, 71, 87 | 5, 19, 22, 40, 60, 94 |
| 2 | 1 | 18:07 | PP | PIT | 87 S.CROSBY(7) | 71 E.MALKIN(12) | 55 S.GONCHAR(9) | 17, 19, 30, 55, 71, 87 | 6, 14, 17, 34, 60 |
| 3 | 2 | 10:26 | PP | COL | 4 J.LILES(1) | 94 R.SMYTH(5) | 19 J.SAKIC(9) | 3, 11, 18, 30, 55 | 4, 19, 23, 26, 60, 94 |
| 4 | 2 | 11:07 | EV | COL | 8 W.WOLSKI(5) | 14 I.LAPERRIERE(2) | 28 B.GUITE(2) | 4, 12, 19, 30, 71, 87 | 5, 8, 14, 19, 28, 34 |
| 5 | 2 | 13:56 | EV | COL | 28 B.GUITE(1) | 10 W.SMITH(2) | 14 I.LAPERRIERE(3) | 5, 12, 18, 30, 44, 71 | 10, 14, 22, 28, 34, 60 |

PITTSBURGH PENGUINS

COLORADO AVALANCHE

PENALTY SUMMARY

| # | Per | Time | Player | PIM | Penalty | # | Per | Time | Player | PIM | Penalty |
|----------|-----|-------|-------------|-----|--------------------------|----------|-----|-------|-------------|-----|-------------------------------|
| 1 | 1 | 2:42 | 87 S.CROSBY | 2 | Roughing | 1 | 1 | 17:26 | 22 S.HANNAN | 2 | Holding |
| 2 | 1 | 3:13 | 11 J.STAAL | 2 | Hooking | 2 | 2 | 0:15 | 19 J.SAKIC | 2 | Holding |
| 3 | 2 | 0:49 | 71 E.MALKIN | 2 | Interference | 3 | 2 | 5:18 | 17 J.HLINKA | 2 | Hooking |
| 4 | 2 | 9:49 | TEAM | 2 | Too many men/ice - bench | 4 | 2 | 18:09 | 5 B.CLARK | 2 | Interference |
| 5 | 2 | 11:07 | 87 S.CROSBY | 2 | Unsportsmanlike conduct | 5 | 3 | 5:37 | 19 J.SAKIC | 2 | Delaying Game-Puck over glass |
| 6 | 2 | 14:35 | 3 M.EATON | 2 | Hooking | 6 | 3 | 8:13 | 94 R.SMYTH | 2 | Interference |
| TOT 6-12 | | | | | | TOT 6-12 | | | | | |

BY PERIOD

| Per | Goals | Shots | PN | PIM | Per | Goals | Shots | PN | PIM |
|-----|-------|-------|----|-----|-----|-------|-------|----|-----|
| 1 | 2 | 9 | 2 | 4 | 1 | 0 | 12 | 1 | 2 |
| 2 | 0 | 7 | 4 | 8 | 2 | 3 | 14 | 3 | 6 |
| 3 | 0 | 12 | 0 | 0 | 3 | 0 | 7 | 2 | 4 |
| TOT | 2 | 28 | 6 | 12 | TOT | 3 | 33 | 6 | 12 |

POWERPLAYS (Goals-Opp. / Power Play Time)

| 5v4 | 5v3 | 4v3 | TOT | 5v4 | 5v3 | 4v3 | TOT |
|-----------|-----|-----|-----------|-----------|-----------|-----|-----------|
| 1-6/09:15 | | | 1-6/09:15 | 1-5/06:13 | 0-1/01:29 | | 1-6/07:42 |

EVEN STRENGTH (Goals-Occurrences / Time)

| 5v5 | 4v4 | 3v3 | TOT | 5v4 | 5v3 | 4v3 | TOT |
|------------|-----------|-----|------------|------------|-----------|-----|------------|
| 1-11/41:37 | 0-1/01:26 | | 1-12/43:03 | 2-11/41:37 | 0-1/01:26 | | 2-12/43:03 |

GOALTENDER SUMMARY

| PITTSBURGH PENGUINS | | | | TOI | | | | GOALS-SHOTS AGAINST | | | |
|-------------------------|-------|-------|-------|-------|------|------|-----|---------------------|--|--|--|
| | EV | PP | SH | TOT | 1 | 2 | 3 | TOT | | | |
| 29 G FLEURY, MARC-ANDRE | | | | | | | | | | | |
| 30 G SABOURIN, DANY (L) | 41:53 | 09:15 | 07:42 | 58:50 | 0-12 | 3-14 | 0-7 | 3-33 | | | |
| EMPTY NET | 01:10 | 00:00 | 00:00 | 01:10 | | | | | | | |
| TEAM TOTALS | 43:03 | 09:15 | 07:42 | 60:00 | 0-12 | 3-14 | 0-7 | 3-33 | | | |

| COLORADO AVALANCHE | | | | TOI | | | | GOALS-SHOTS AGAINST | | | |
|-------------------------|-------|-------|-------|-------|-----|-----|------|---------------------|--|--|--|
| | EV | PP | SH | TOT | 1 | 2 | 3 | TOT | | | |
| 31 G BUDAJ, PETER | | | | | | | | | | | |
| 60 G THEODORE, JOSE (W) | 43:02 | 07:36 | 09:15 | 59:53 | 2-9 | 0-7 | 0-12 | 2-28 | | | |
| EMPTY NET | 00:01 | 00:06 | 00:00 | 00:07 | | | | | | | |
| TEAM TOTALS | 43:03 | 07:42 | 09:15 | 60:00 | 2-9 | 0-7 | 0-12 | 2-28 | | | |

OFFICIALS

Referee: #12 Don Koharski
#40 Steve Kozari
Standby:

Linesman: #89 Steve Miller
#97 Jean Morin
Standby:

3 STARS Picked By: MIKE HAYNES - ALTITUDE

| | Team | Pos | Player |
|----|------|-----|-----------------|
| 1. | COL | R | 28 B.GUITE |
| 2. | COL | R | 14 I.LAPERRIERE |
| 3. | PIT | C | 87 S.CROSBY |

© Copyright 2007, National Hockey League 2007-11-01-21.38.36

| | | | | |
|----|----|----|----|----|
| 12 | 87 | 71 | 3 | 55 |
| 16 | 25 | 20 | 19 | 4 |
| 8 | 11 | 17 | 5 | 44 |
| 37 | 18 | 48 | | |

VISITOR

Event Summary

HOME



2



Game
Thursday, November 1, 2007
Attendance 18,007 at Pepsi Center
Start 7:08 MDT ; End 9:30 MDT
Game 0178
Final



3



PITTSBURGH PENGUINS
Game 12 Away Game 5

COLORADO AVALANCHE
Game 12 Home Game 6

SHOTS SUMMARY (Goals-Shots On Goal)

Table with 4 columns: EV, PP, SH, TOT. Rows show shot counts for various periods (1-21, 2-28, 2-25, 1-7, 2-22, 1-6, 0-1, 0-1, 0-3).

FACE-OFF SUMMARY (Face-offs Won-Face-offs Total / Percentage)

Table with 4 columns: EV, PP, SH, TOT. Rows show face-off statistics for both teams.

TEAM SUMMARY

Large table for Pittsburgh Penguins with columns: Player Name, G, A, P, +/-, PN, PIM, TOT, SHF, AVG, PP, SH, EV, S, A/B, MS, HT, GV, TK, BS, FW, FL, F%. Includes team totals at the bottom.

Large table for Colorado Avalanche with columns: Player Name, G, A, P, +/-, PN, PIM, TOT, SHF, AVG, PP, SH, EV, S, A/B, MS, HT, GV, TK, BS, FW, FL, F%. Includes team totals at the bottom.

G=Goals A=Assists P=Points +/-=Plus/Minus PN=Number of Penalties PIM=Penalty Minutes TOI=Time On Ice SHF=# of Shifts AVG=Average Time/Shift S=Shots on Goal A/B=Attempts Blocked MS=Missed Shots HT=Hits Given GV=Giveaways TK=Takeaways BS=Blocked Shots FW=Faceoffs Won FL=Faceoffs Lost F%=Faceoff Win Percentage PP=Power Play SH=Short Handed EV=Even Strength OT=Overtime TOT=Total

© Copyright 2007, National Hockey League 2007-11-01-21.38.38

VISITOR

HOME

Game Summary



Game
Saturday, November 3, 2007
Attendance 16,234 at Nassau Coliseum
Start 7:11 EDT ; End 9:36 EDT
Game 0190
Final



PITTSBURGH PENGUINS
Game 13 Away Game 6

NEW YORK ISLANDERS
Game 11 Home Game 7

SCORING SUMMARY

| G | Per | Time | Str | Team | Goal | Scorer | Assist | Assist | PIT on Ice | NYI on Ice |
|---|-----|-------|-----|------|------|--------------|-------------------|-----------------|-----------------------|------------------------|
| 1 | 1 | 12:06 | PP | PIT | 12 | R.MALONE(3) | 71 E.MALKIN(13) | 87 S.CROSBY(13) | 4, 12, 29, 44, 71, 87 | 7, 18, 24, 32, 39 |
| 2 | 2 | 1:48 | EV | PIT | 48 | T.KENNEDY(1) | 10 G.ROBERTS(5) | 25 M.TALBOT(2) | 4, 10, 25, 29, 44, 48 | 7, 25, 26, 39, 47, 89 |
| 3 | 2 | 8:20 | EV | NYI | 7 | T.HUNTER(3) | 18 M.SILLINGER(4) | | 4, 10, 25, 29, 44, 48 | 7, 18, 24, 32, 39, 81 |
| 4 | 3 | 5:30 | EV | NYI | 81 | M.SATAN(2) | 63 J.VASICEK(2) | 25 A.SUTTON(3) | 5, 16, 18, 27, 29, 32 | 10, 25, 34, 47, 63, 81 |
| 5 | 3 | 17:19 | EV | NYI | 81 | M.SATAN(3) | 47 M.BERGERON(3) | 10 R.PARK(2) | 4, 8, 11, 17, 29, 55 | 10, 25, 34, 47, 63, 81 |

Should read:
7, 18, 24, 32, 39

PITTSBURGH PENGUINS

NEW YORK ISLANDERS

PENALTY SUMMARY

| # | Per | Time | Player | PIM | Penalty |
|-----|-----|-------|-----------------|-----|-------------------------|
| 1 | 1 | 0:35 | 71 E.MALKIN | 2 | Hooking |
| 2 | 1 | 14:04 | 32 A.NASREDDINE | 2 | Holding the stick |
| 3 | 2 | 5:56 | 12 R.MALONE | 2 | Interference |
| 4 | 2 | 13:56 | 87 S.CROSBY | 4 | Hi stick - double minor |
| 5 | 3 | 11:21 | 71 E.MALKIN | 2 | Hooking |
| TOT | | | | | 5-12 |

| # | Per | Time | Player | PIM | Penalty |
|-----|-----|-------|-------------|-----|--------------|
| 1 | 1 | 10:08 | 8 B.GERVAIS | 2 | Interference |
| 2 | 1 | 16:46 | 32 B.WITT | 2 | Interference |
| TOT | | | | | 2-4 |

BY PERIOD

| Per | Goals | Shots | PN | PIM |
|-----|-------|-------|----|-----|
| 1 | 1 | 8 | 2 | 4 |
| 2 | 1 | 11 | 2 | 6 |
| 3 | 0 | 6 | 1 | 2 |
| TOT | 2 | 25 | 5 | 12 |

| Per | Goals | Shots | PN | PIM |
|-----|-------|-------|----|-----|
| 1 | 0 | 11 | 2 | 4 |
| 2 | 1 | 18 | 0 | 0 |
| 3 | 2 | 10 | 0 | 0 |
| TOT | 3 | 39 | 2 | 4 |

POWERPLAYS (Goals-Opp. / Power Play Time)

| 5v4 | 5v3 | 4v3 | TOT |
|-----------|-----|-----|-----------|
| 1-2/03:58 | | | 1-2/03:58 |

| 5v4 | 5v3 | 4v3 | TOT |
|-----------|-----|-----|-----------|
| 0-6/10:24 | | | 0-6/10:24 |

EVEN STRENGTH (Goals-Occurences / Time)

| 5v5 | 4v4 | 3v3 | TOT |
|-----------|-----|-----|-----------|
| 1-8/45:38 | | | 1-8/45:38 |

| 5v5 | 4v4 | 3v3 | TOT |
|-----------|-----|-----|-----------|
| 3-8/45:38 | | | 3-8/45:38 |

GOALTENDER SUMMARY

| PITTSBURGH PENGUINS | | | | | GOALS-SHOTS AGAINST | | | | | | | |
|---------------------|---|------------------------|--|--|---------------------|-------|-------|-------|------|------|------|------|
| | | | | | EV | PP | SH | TOT | 1 | 2 | 3 | TOT |
| 29 | G | FLEURY, MARC-ANDRE (L) | | | 44:33 | 03:58 | 10:24 | 58:55 | 0-11 | 1-18 | 2-10 | 3-39 |
| 30 | G | SABOURIN, DANY | | | | | | | | | | |
| EMPTY NET | | | | | 01:05 | 00:00 | 00:00 | 01:05 | | | | |
| TEAM TOTALS | | | | | 45:38 | 03:58 | 10:24 | 60:00 | 0-11 | 1-18 | 2-10 | 3-39 |

| NEW YORK ISLANDERS | | | | | GOALS-SHOTS AGAINST | | | | | | | |
|--------------------|---|-----------------------|--|--|---------------------|-------|-------|-------|-----|------|-----|------|
| | | | | | EV | PP | SH | TOT | 1 | 2 | 3 | TOT |
| 34 | G | DUBIELEWICZ, WADE (W) | | | 20:04 | 06:00 | 00:00 | 26:04 | | 0-1 | 0-6 | 0-7 |
| 39 | G | DIPIETRO, RICK | | | 25:25 | 04:24 | 03:58 | 33:47 | 1-8 | 1-10 | | 2-18 |
| EMPTY NET | | | | | 00:09 | 00:00 | 00:00 | 00:09 | | | | |
| TEAM TOTALS | | | | | 45:38 | 10:24 | 03:58 | 60:00 | 1-8 | 1-11 | 0-6 | 2-25 |

OFFICIALS

Referee: #27 Eric Furlatt
#6 Dan Marouelli
Standby:

Linesman: #54 Greg Devorski
#76 Michel Cormier
Standby:

3 STARS Picked By: ISLANDERS' RADIO NETWORK

- | | Team | Pos | Player |
|----|------|-----|--------------|
| 1. | NYI | R | 81 M.SATAN |
| 2. | NYI | R | 7 T.HUNTER |
| 3. | NYI | C | 63 J.VASICEK |

12 87 71
10 25 48
16 18 27
8 11 17

44 4
32 5
3 55

VISITOR

HOME

Event Summary



Game
Saturday, November 3, 2007
Attendance 16,234 at Nassau Coliseum
Start 7:11 EDT ; End 9:36 EDT
Game 0190
Final



PITTSBURGH PENGUINS
Game 13 Away Game 6

NEW YORK ISLANDERS
Game 11 Home Game 7

SHOTS SUMMARY (Goals-Shots On Goal)

| PITTSBURGH PENGUINS | | | | | | | | | NEW YORK ISLANDERS | | | | | | | | | | |
|---------------------|-----|-----|-----|-----|-----|-----|------|-----|--------------------|------|------|-----|-----|-----|-----|-----|------|--|--|
| EV | PP | | | SH | | | TOT | | | EV | PP | | | SH | | | TOT | | |
| 1-19 | 1-5 | | | 0-1 | | | 2-25 | | | 3-27 | 0-11 | | | 0-1 | | | 3-39 | | |
| 5v5 | 5v4 | 5v3 | 4v5 | 4v4 | 4v3 | 3v5 | 3v4 | 3v3 | 5v5 | 5v4 | 5v3 | 4v5 | 4v4 | 4v3 | 3v5 | 3v4 | 3v3 | | |
| 1-19 | 1-5 | | | 0-1 | | | | | | 3-27 | 0-11 | | | 0-1 | | | | | |

FACE-OFF SUMMARY (Face-offs Won-Face-offs Total / Percentage)

| PITTSBURGH PENGUINS | | | | NEW YORK ISLANDERS | | | |
|---------------------|---------|----------|-----------|--------------------|----------|---------|-----------|
| EV | PP | SH | TOT | EV | PP | SH | TOT |
| 17-41/41% | 3-6/50% | 5-12/42% | 25-59/42% | 24-41/59% | 7-12/58% | 3-6/50% | 34-59/58% |

TEAM SUMMARY

| PITTSBURGH PENGUINS | | | | | | | | | | NEW YORK ISLANDERS | | | | | | | | | | | | | |
|---------------------|--------------------|---|---|---|-----|----|-----|-------|-----|--------------------|-------|-------|-------|----|-----|----|----|----|----|----|----|----|-----|
| # | NAME | G | A | P | +/- | PN | PIM | TOI | | | | | | S | A/B | MS | HT | GV | TK | BS | FW | FL | F% |
| | | | | | | | | TOT | SHF | AVG | PP | SH | EV | | | | | | | | | | |
| 3 | DEATON, MARK | | | | | | | 23:36 | 28 | 00:50 | 00:00 | 06:13 | 17:23 | 1 | | | 2 | 1 | | 2 | | | |
| 4 | DESCUDERI, ROBERT | | | | -1 | | | 18:27 | 26 | 00:42 | 01:01 | 03:34 | 13:52 | | | | 1 | 1 | | 1 | | | |
| 5 | DSYDOR, DARRYL | | | | -1 | | | 13:56 | 21 | 00:39 | 02:01 | 00:37 | 11:18 | 1 | | | | | 2 | | | | |
| 8 | RECCHI, MARK | | | | -1 | | | 14:28 | 21 | 00:41 | 01:28 | 00:01 | 12:59 | 1 | 1 | | | | | 1 | 1 | 50 | |
| 10 | ROBERTS, GARY | | | | | 1 | 1 | 11:12 | 15 | 00:44 | 01:28 | 00:00 | 09:44 | 1 | | | | | | 1 | 1 | 50 | |
| 11 | CSTAAL, JORDAN | | | | -1 | | | 17:33 | 26 | 00:40 | 00:00 | 06:25 | 11:08 | 3 | 1 | 1 | 2 | 2 | 1 | 1 | 3 | 9 | 25 |
| 12 | MALONE, RYAN | 1 | 1 | | | 1 | 2 | 19:54 | 26 | 00:45 | 01:03 | 02:46 | 16:05 | 6 | 1 | | 1 | 1 | | | | | |
| 16 | CHRISTENSEN, ERIK | | | | -1 | | | 07:25 | 14 | 00:31 | 00:37 | 00:00 | 06:48 | 1 | | 1 | | | | | 1 | 0 | 100 |
| 17 | RSYKORA, PETR | | | | -1 | | | 12:09 | 16 | 00:45 | 02:23 | 00:00 | 09:46 | 3 | 1 | | | | | | | | |
| 18 | RHALL, ADAM | | | | -1 | | | 17:42 | 26 | 00:40 | 00:51 | 05:45 | 11:06 | | | | 1 | | | 3 | 6 | 7 | 46 |
| 25 | CTALBOT, MAXIME | | | | | 1 | 1 | 15:02 | 20 | 00:45 | 00:00 | 04:54 | 10:08 | 2 | 1 | | 1 | 2 | | 2 | 5 | 5 | 50 |
| 27 | RLARAQUE, GEORGES | | | | -1 | | | 05:12 | 12 | 00:26 | 00:00 | 00:00 | 05:12 | | | | 2 | | 1 | | | | |
| 32 | NASREDDINE, ALAIN | | | | -1 | 1 | 2 | 12:43 | 21 | 00:36 | 00:00 | 03:06 | 09:37 | 1 | 1 | 2 | 1 | | | 3 | | | |
| 44 | DORPIK, BROOKS | | | | | | | 21:02 | 26 | 00:48 | 01:01 | 00:30 | 19:31 | 1 | 1 | | 2 | 2 | | 3 | | | |
| 48 | KENNEDY, TYLER | 1 | 1 | | | | | 06:29 | 9 | 00:43 | 00:00 | 00:00 | 06:29 | 1 | | | | | | | | | |
| 55 | GONCHAR, SERGEI | | | | -1 | | | 29:37 | 31 | 00:57 | 02:57 | 06:48 | 19:52 | 2 | | 2 | 1 | | 1 | 4 | | | |
| 71 | CMALKIN, EVGENI | | | | | 1 | 1 | 21:04 | 23 | 00:54 | 02:30 | 00:09 | 18:25 | 4 | | | | | 2 | | | | |
| 87 | CROSBY, SIDNEY | | | | | 1 | 1 | 23:10 | 25 | 00:55 | 02:30 | 00:48 | 19:52 | 2 | | 1 | 1 | 3 | 1 | 1 | 9 | 12 | 43 |
| 29 | FLEURY, MARC-ANDRE | | | | | | | | | | | | | | | | 2 | | | | | | |
| 30 | SABOURIN, DANY | | | | | | | | | | | | | | | | | | | | | | |
| TEAM TOTALS | | 2 | 4 | 6 | -10 | 5 | 12 | | | | | | | 25 | 10 | 5 | 14 | 14 | 8 | 22 | 25 | 34 | 42 |

| NEW YORK ISLANDERS | | | | | | | | | | PITTSBURGH PENGUINS | | | | | | | | | | | | | |
|--------------------|------------------------|---|---|---|-----|----|-----|-------|-----|---------------------|-------|-------|-------|----|-----|----|----|----|----|----|----|----|----|
| # | NAME | G | A | P | +/- | PN | PIM | TOI | | | | | | S | A/B | MS | HT | GV | TK | BS | FW | FL | F% |
| | | | | | | | | TOT | SHF | AVG | PP | SH | EV | | | | | | | | | | |
| 2 | JOHNSON, AARON | | | | | | | 02:56 | 5 | 00:35 | 00:00 | 00:00 | 02:56 | 1 | | | 1 | 1 | | | | | |
| 7 | RHUNTER, TRENT | 1 | 1 | | | | | 18:53 | 26 | 00:43 | 03:21 | 01:17 | 14:15 | 8 | | | 6 | | | | | | |
| 8 | DGERVAIS, BRUNO | | | | | 1 | 2 | 16:39 | 22 | 00:45 | 02:09 | 00:56 | 13:34 | 1 | | | 1 | 1 | 1 | | | | |
| 10 | RIPARK, RICHARD | | | | +2 | | | 15:15 | 23 | 00:39 | 00:39 | 01:54 | 12:42 | 3 | 2 | 1 | 1 | 1 | 1 | 0 | 1 | 0 | |
| 11 | CHILBERT, ANDY | | | | | | | 14:47 | 22 | 00:40 | 00:01 | 01:58 | 12:48 | 2 | 2 | | 2 | | 4 | | 0 | 1 | 0 |
| 12 | SIMON, CHRIS | | | | | | | 05:04 | 8 | 00:38 | 00:00 | 00:00 | 05:04 | 2 | 1 | | 2 | | | 1 | | | |
| 13 | RIGUERIN, BILL | | | | | | | 20:20 | 24 | 00:50 | 06:24 | 00:00 | 13:56 | 4 | 2 | | | | | 0 | 1 | 0 | |
| 14 | DICAMPOLI, CHRIS | | | | | | | 24:13 | 25 | 00:58 | 08:07 | 01:18 | 14:48 | 1 | 1 | 1 | 1 | | 1 | | | | |
| 18 | CISILLINGER, MICHAEL | | | | +1 | | | 19:18 | 28 | 00:41 | 03:53 | 01:17 | 14:08 | 1 | 2 | 1 | | | 2 | 1 | 10 | 10 | 50 |
| 24 | D MARTINEK, RADEK | | | | +1 | | | 23:42 | 25 | 00:56 | 00:12 | 02:41 | 20:49 | 1 | | 4 | 2 | 1 | 1 | | | | |
| 25 | D SUTTON, ANDY | | | | +1 | | | 14:47 | 23 | 00:38 | 01:56 | 01:25 | 11:26 | 1 | 1 | | 5 | | 2 | | | | |
| 26 | L FEDOTENKO, RUSLAN | | | | -1 | | | 22:45 | 24 | 00:56 | 06:24 | 00:43 | 15:38 | 3 | 1 | 1 | 2 | 1 | 4 | 1 | | | |
| 29 | CWALTER, BEN | | | | | | | 02:59 | 6 | 00:29 | 00:00 | 00:00 | 02:59 | 1 | | | | | | | 0 | 1 | 0 |
| 32 | DWITT, BRENDAN | | | | +1 | 1 | 2 | 21:29 | 27 | 00:47 | 00:21 | 01:36 | 19:32 | 1 | 2 | | 1 | 1 | | 1 | | | |
| 47 | D BERGERON, MARC-ANDRE | | | | +1 | | | 19:18 | 19 | 01:00 | 08:03 | 00:00 | 11:15 | 4 | 2 | | | | | | | | |
| 63 | CVASICEK, JOSEF | | | | +1 | +2 | | 13:26 | 20 | 00:40 | 00:10 | 00:47 | 12:29 | | | 2 | | | | 8 | 3 | 73 | |
| 81 | R SATAN, MIROSLAV | 2 | 2 | | +3 | | | 17:42 | 22 | 00:48 | 03:59 | 00:00 | 13:43 | 3 | 1 | 1 | | 1 | 1 | | | | |
| 89 | C COMRIE, MIKE | | | | -1 | | | 22:38 | 25 | 00:54 | 06:21 | 00:00 | 16:17 | 4 | 3 | | | | 1 | | 16 | 8 | 67 |
| 34 | G DUBIELEWICZ, WADE | | | | | | | | | | | | | | | | | | | | | | |
| 39 | G DIPIETRO, RICK | | | | | | | | | | | | | | | | 4 | | | | | | |
| TEAM TOTALS | | 3 | 5 | 8 | +10 | 2 | 4 | | | | | | | 39 | 22 | 7 | 25 | 11 | 19 | 10 | 34 | 25 | 58 |

G=Goals A=Assists P=Points +/-=Plus/Minus PN=Number of Penalties PIM=Penalty Minutes TOI=Time On Ice SHF=# of Shifts AVG=Average Time/Shift S=Shots on Goal A/B=Attempts Blocked MS=Missed Shots HT=Hits Given GV=Giveaways TK=Takeaways BS=Blocked Shots FW=Faceoffs Won FL=Faceoffs Lost F%=Faceoff Win Percentage PP=Power Play SH=Short Handed EV=Even Strength OT=Overtime TOT=Total

VISITOR

Game Summary

HOME



5



Game
Monday, November 5, 2007
Attendance 14,032 at Prudential Center
Start 7:05 EST ; End 9:21 EST
Game 0202
Final



0



PITTSBURGH PENGUINS
Game 14 Away Game 7

NEW JERSEY DEVILS
Game 14 Home Game 4

SCORING SUMMARY

| G | Per | Time | Str | Team | Goal | Scorer | Assist | Assist | PIT on Ice | N.J on Ice |
|---|-----|-------|-----|------|------|------------------|-----------------|------------------|------------------------|-----------------------|
| 1 | 1 | 12:09 | PP | PIT | 87 | S.CROSBY(8) | 17 P.SYKORA(5) | 55 S.GONCHAR(10) | 5, 17, 30, 55, 71, 87 | 6, 7, 11, 20, 30 |
| 2 | 1 | 16:19 | EV | PIT | 18 | A.HALL(2) | 44 B.ORPIK(2) | 25 M.TALBOT(3) | 5, 18, 25, 27, 30, 44 | 2, 8, 18, 23, 26, 30 |
| 3 | 2 | 5:48 | EV | PIT | 17 | P.SYKORA(7) | 71 E.MALKIN(14) | 27 G.LARAQUE(2) | 17, 30, 32, 44, 71, 87 | 2, 8, 18, 23, 26, 30 |
| 4 | 2 | 11:18 | EV | PIT | 16 | E.CHRISTENSEN(2) | 25 M.TALBOT(4) | 27 G.LARAQUE(2) | 4, 16, 25, 27, 30, 44 | 2, 16, 18, 23, 29, 30 |
| 5 | 3 | 3:28 | EV | PIT | 87 | S.CROSBY(9) | 44 B.ORPIK(3) | | 12, 30, 44, 55, 71, 87 | 2, 8, 17, 18, 22, 30 |

PITTSBURGH PENGUINS

NEW JERSEY DEVILS

PENALTY SUMMARY

| # | Per | Time | Player | PIM | Penalty | # | Per | Time | Player | PIM | Penalty |
|---------|-----|-------|------------------|-----|----------|----------|-----|-------|---------------|-----|-------------------|
| 1 | 1 | 1:25 | 55 S.GONCHAR | 2 | Holding | 1 | 1 | 11:40 | 23 D.CLARKSON | 2 | Holding the stick |
| 2 | 1 | 7:35 | 27 G.LARAQUE | 2 | Roughing | 2 | 2 | 9:02 | 27 M.MOTTAU | 2 | Hi-sticking |
| 3 | 3 | 17:39 | 16 E.CHRISTENSEN | 2 | Holding | 3 | 2 | 17:27 | 9 Z.PARISE | 2 | Hi-sticking |
| 4 | 3 | 19:25 | 25 M.TALBOT | 2 | Holding | 4 | 3 | 5:43 | 23 D.CLARKSON | 2 | Tripping |
| TOT 4-8 | | | | | | TOT 5-10 | | | | | |

BY PERIOD

| Per | Goals | Shots | PN | PIM | Per | Goals | Shots | PN | PIM |
|-----|-------|-------|----|-----|-----|-------|-------|----|-----|
| 1 | 2 | 12 | 2 | 4 | 1 | 0 | 11 | 1 | 2 |
| 2 | 2 | 10 | 0 | 0 | 2 | 0 | 3 | 2 | 4 |
| 3 | 1 | 8 | 2 | 4 | 3 | 0 | 6 | 2 | 4 |
| TOT | 5 | 30 | 4 | 8 | TOT | 0 | 20 | 5 | 10 |

POWERPLAYS (Goals-Opp. / Power Play Time)

| 5v4 | 5v3 | 4v3 | TOT | 5v4 | 5v3 | 4v3 | TOT |
|-----------|-----|-----|-----------|-----------|-----------|-----|-----------|
| 1-5/08:29 | | | 1-5/08:29 | 0-3/06:07 | 0-1/00:14 | | 0-4/06:21 |

EVEN STRENGTH (Goals-Occurrences / Time)

| 5v5 | 4v4 | 3v3 | TOT | 5v5 | 4v4 | 3v3 | TOT |
|-----------|-----|-----|-----------|-----------|-----|-----|-----------|
| 4-8/45:10 | | | 4-8/45:10 | 0-8/45:10 | | | 0-8/45:10 |

GOALTENDER SUMMARY

| | | TOI | | | | GOALS-SHOTS AGAINST | | | |
|---------------------|------------------------|-------|-------|-------|-------|---------------------|------|-----|------|
| | | EV | PP | SH | TOT | 1 | 2 | 3 | TOT |
| PITTSBURGH PENGUINS | | | | | | | | | |
| 29 | G FLEURY, MARC-ANDRE | 45:10 | 08:29 | 06:21 | 60:00 | 0-11 | 0-3 | 0-6 | 0-20 |
| 30 | G SABOURIN, DANY (W) | | | | | | | | |
| TEAM TOTALS | | 45:10 | 08:29 | 06:21 | 60:00 | 0-11 | 0-3 | 0-6 | 0-20 |
| NEW JERSEY DEVILS | | | | | | | | | |
| 1 | G WEEKES, KEVIN | 10:11 | 02:21 | 04:00 | 16:32 | | | 0-6 | 0-6 |
| 30 | G IBRODEUR, MARTIN (L) | 34:59 | 04:00 | 04:29 | 43:28 | 2-12 | 2-10 | 1-2 | 5-24 |
| TEAM TOTALS | | 45:10 | 06:21 | 08:29 | 60:00 | 2-12 | 2-10 | 1-8 | 5-30 |

OFFICIALS

Referee: #2 Kerry Fraser
#28 Chris Lee
Standby:
Linesman: #71 Brad Kovachik
#90 Andy McElman
Standby:

3 STARS Picked By: Attending Media

Team Pos Player
1. PIT G 30 D.SABOURIN
2. PIT C 87 S.CROSBY
3. PIT R 17 P.SYKORA

12 87 71 44 4
10 16 8 3 55
17 11 48 32 5
18 25 27

VISITOR

HOME

Event Summary



Game
Monday, November 5, 2007
Attendance 14,032 at Prudential Center
Start 7:05 EST ; End 9:21 EST
Game 0202
Final



PITTSBURGH PENGUINS
Game 14 Away Game 7

NEW JERSEY DEVILS
Game 14 Home Game 4

SHOTS SUMMARY (Goals-Shots On Goal)

| EV | | | | | | PP | | | | | | SH | | | | | | TOT | | | | | | | | | | | | | | | |
|------|--|-----|--|-----|--|------|--|-----|--|-----|--|------|--|-----|--|-----|--|------|--|-----|--|-----|--|------|--|------|--|-----|--|-----|--|------|--|
| 4-20 | | 5v5 | | 5v4 | | 1-9 | | 5v3 | | 4v4 | | 4v3 | | 0-1 | | 4v3 | | 3v5 | | 3v4 | | 3v3 | | 5-30 | | 0-15 | | 0-4 | | 0-1 | | 0-20 | |
| 4-20 | | 1-9 | | 0-1 | | 4-20 | | 1-9 | | 0-1 | | 0-15 | | 0-4 | | 0-1 | | 0-15 | | 0-4 | | 0-1 | | 0-20 | | 0-15 | | 0-4 | | 0-1 | | 0-20 | |

FACE-OFF SUMMARY (Face-offs Won-Face-offs Total / Percentage)

| EV | | | | PP | | | | SH | | | | TOT | | | |
|-----------|--|----------|--|---------|--|-----------|--|-----------|--|---------|--|----------|--|-----------|--|
| 13-30/43% | | 7-10/70% | | 1-5/20% | | 21-45/47% | | 17-30/57% | | 4-5/80% | | 3-10/30% | | 24-45/53% | |

TEAM SUMMARY

| PITTSBURGH PENGUINS | | | | | | | | | | NEW JERSEY DEVILS | | | | | | | | | | | | | | | | | | | | | | |
|---------------------|---|--------------------|---|---|----|-----|-------|-------|-------|-------------------|-------|-------|-------|-----|----|----|----|----|----|----|----|----|----|---|----|---|---|---|----|----|----|----|
| G | A | P | + | - | PN | PIM | TOT | SHF | AVG | PP | SH | EV | S | A/B | MS | HT | GV | TK | BS | FW | FL | F% | | | | | | | | | | |
| 3 | D | EATON, MARK | | | | | 21:58 | 24 | 00:54 | 00:39 | 03:14 | 18:05 | | | | | | | | | | | | | | | | | | | | |
| 4 | D | DISCUDERI, ROBERT | | | +1 | | 21:09 | 27 | 00:47 | 01:38 | 03:06 | 16:25 | 2 | 1 | 1 | | | | | 1 | | | | | | | | | | | | |
| 5 | D | SYDOR, DARRYL | | | +1 | | 15:30 | 18 | 00:51 | 05:24 | 00:00 | 10:06 | 1 | 1 | | | | | | | 3 | | | | | | | | | | | |
| 8 | R | RECCHI, MARK | | | | | 14:29 | 18 | 00:48 | 03:16 | 00:00 | 11:13 | 1 | | | | | | | | | | | | | | | | | | | |
| 10 | L | ROBERTS, GARY | | | | | 14:39 | 18 | 00:48 | 03:25 | 00:00 | 11:14 | 3 | 1 | 3 | | | | | 2 | | | | | | | | | | | | |
| 11 | C | STAAL, JORDAN | | | | | 14:14 | 21 | 00:40 | 00:39 | 02:43 | 10:52 | 2 | | | | | | | 2 | 2 | 3 | 5 | | | | | | | | | |
| 12 | L | MALONE, RYAN | | | +1 | | 15:01 | 20 | 00:45 | 00:48 | 03:30 | 10:43 | 2 | | | | 1 | | | | | | 38 | | | | | | | | | |
| 16 | C | CHRISTENSEN, ERIK | 1 | 1 | +1 | 1 | 2 | 14:23 | 19 | 00:45 | 03:16 | 00:06 | 11:01 | 2 | | 2 | | | | | 6 | 2 | 75 | | | | | | | | | |
| 17 | R | SYKORA, PETR | 1 | 1 | 2 | +1 | | 13:39 | 19 | 00:43 | 02:44 | 00:00 | 10:55 | 4 | 1 | 1 | 1 | | | | | | | | | | | | | | | |
| 18 | R | HALL, ADAM | 1 | 1 | +1 | | | 15:11 | 23 | 00:39 | 01:32 | 02:51 | 10:48 | 1 | | | | | | | 3 | 4 | 43 | | | | | | | | | |
| 25 | C | TALBOT, MAXIME | 2 | 2 | +2 | 1 | 2 | 15:49 | 19 | 00:49 | 01:32 | 02:50 | 11:27 | 1 | | | 3 | | | 1 | 2 | 3 | 40 | | | | | | | | | |
| 27 | R | LARAQUE, GEORGES | 1 | 1 | +2 | 1 | 2 | 12:23 | 16 | 00:46 | 01:32 | 00:00 | 10:51 | 1 | | | | | 1 | | | | | | | | | | | | | |
| 32 | D | NASREDDINE, ALAIN | | | +1 | | | 13:38 | 20 | 00:40 | 00:26 | 03:07 | 10:05 | 1 | | | | 1 | | | | | | | | | | | | | | |
| 44 | D | ORPIK, BROOKS | 2 | 2 | +4 | | | 22:26 | 24 | 00:58 | 04:18 | 00:49 | 17:19 | 2 | 1 | | | | | 1 | 4 | | | | | | | | | | | |
| 48 | C | KENNEDY, TYLER | | | | | | 12:06 | 17 | 00:42 | 00:39 | 00:00 | 11:27 | 1 | | | | | | | | | | | | | | | | | | |
| 55 | D | GONCHAR, SERGEI | 1 | 1 | +1 | 1 | 2 | 25:27 | 29 | 00:52 | 04:33 | 02:26 | 18:28 | 4 | | 1 | 1 | | | | 3 | | | | | | | | | | | |
| 71 | C | MALKIN, EVGENI | 1 | 1 | +2 | | | 15:21 | 20 | 00:46 | 03:02 | 00:00 | 12:19 | 2 | | | | | | 1 | | | | | | | | | | | | |
| 87 | C | CROSBY, SIDNEY | 2 | 2 | +2 | | | 16:02 | 22 | 00:43 | 03:02 | 00:28 | 12:32 | 2 | 1 | | | | | 1 | 2 | 7 | 10 | | | | | | | | | |
| 29 | G | FLEURY, MARC-ANDRE | | | | | | | | | | | | | | | | | | | | | | | | | | | | | | |
| 30 | G | SABOURIN, DANY | | | | | | | | | | | | | | | | | | | | | | | | | | | | | | |
| TEAM TOTALS | | | | | | | | | | 5 | 8 | 13 | +20 | 4 | 8 | | | | | | | | 30 | 8 | 10 | 9 | 2 | 9 | 15 | 21 | 24 | 47 |

| NEW JERSEY DEVILS | | | | | | | | | | PITTSBURGH PENGUINS | | | | | | | | | | | | | | | | | | | | | | |
|-------------------|---|---------------------|---|---|----|-----|-------|-------|-------|---------------------|-------|-------|-------|-----|----|----|----|----|----|----|----|----|----|----|----|----|---|----|---|----|----|----|
| G | A | P | + | - | PN | PIM | TOT | SHF | AVG | PP | SH | EV | S | A/B | MS | HT | GV | TK | BS | FW | FL | F% | | | | | | | | | | |
| 2 | D | VISHNEVSKI, VITALY | | | -4 | | 16:05 | 21 | 00:45 | 00:08 | 01:17 | 14:40 | 1 | 1 | | | 4 | | | | 1 | | | | | | | | | | | |
| 6 | D | GREENE, ANDREW | | | | | 19:29 | 23 | 00:50 | 00:36 | 05:04 | 13:49 | | | | | | | | 1 | 2 | | | | | | | | | | | |
| 7 | D | MARTIN, PAUL | | | | | 23:56 | 24 | 00:59 | 04:49 | 05:04 | 14:03 | 2 | 1 | 1 | | | | | 1 | 1 | | | | | | | | | | | |
| 8 | D | BROOKBANK, SHELDON | | | -3 | | 17:04 | 22 | 00:46 | 00:53 | 01:17 | 14:54 | 2 | | | | | | | | | | | | | | | | | | | |
| 9 | L | PARISE, ZACH | | | | 1 | 2 | 19:36 | 26 | 00:45 | 04:06 | 00:20 | 15:10 | 2 | 1 | 1 | 2 | | | 1 | 1 | 1 | 0 | | | | | | | | | |
| 10 | C | PELLEY, RODNEY | | | | | 09:56 | 18 | 00:33 | 00:53 | 02:01 | 07:02 | | | | | | | | | 4 | 2 | 67 | | | | | | | | | |
| 11 | C | MADDEN, JOHN | | | | | 17:34 | 22 | 00:47 | 01:22 | 05:04 | 11:08 | | | | | | | | 1 | 1 | 10 | 8 | | | | | | | | | |
| 14 | R | GIONTA, BRIAN | | | | | 20:20 | 24 | 00:50 | 04:06 | 00:35 | 15:39 | 4 | 1 | 1 | | | | | | | | | | | | | | | | | |
| 16 | C | ZUBRUS, DANIUS | | | -1 | | 14:19 | 19 | 00:45 | 00:55 | 00:29 | 12:55 | 1 | 2 | 1 | | | | | | 0 | 1 | 0 | | | | | | | | | |
| 17 | C | RUPP, MICHAEL | | | -1 | | 07:22 | 13 | 00:34 | 00:53 | 00:00 | 06:29 | 1 | | | | | | | 2 | | | | | | | | | | | | |
| 18 | C | BRYLIN, SERGEI | | | -4 | | 13:50 | 19 | 00:43 | 00:00 | 02:35 | 11:15 | 1 | | | | | | | | | | | | | | | | | | | |
| 19 | C | ZAJAC, TRAVIS | | | | | 20:36 | 24 | 00:51 | 04:06 | 00:55 | 15:35 | 2 | 2 | 1 | 1 | | | | 3 | 4 | 2 | 67 | | | | | | | | | |
| 20 | L | PANDOLFO, JAY | | | | | 16:58 | 22 | 00:46 | 01:22 | 04:59 | 10:37 | 2 | | | | | | | 1 | 5 | 8 | 38 | | | | | | | | | |
| 22 | R | ASHAM, ARRON | | | -1 | | 09:05 | 14 | 00:38 | 00:27 | 00:00 | 08:38 | 1 | | | | | | | | | | | | | | | | | | | |
| 23 | R | CLARKSON, DAVID | | | -3 | 3 | 6 | 12:01 | 18 | 00:40 | 01:47 | 00:00 | 10:14 | 3 | | | | | | | | | | | | | | | | | | |
| 26 | L | ELIAS, PATRIK | | | -2 | | 13:21 | 16 | 00:50 | 02:38 | 00:00 | 10:43 | 3 | | | | | | | | | | | | | | | | | | | |
| 27 | D | MOTTAU, MIKE | | | | 1 | 2 | 19:35 | 23 | 00:51 | 00:31 | 02:08 | 16:56 | | | | | | | | | | | | | | | | | | | |
| 29 | D | ODUYA, DAVID JOHNNY | | | -1 | | 20:24 | 22 | 00:55 | 02:13 | 02:08 | 16:03 | 1 | 1 | | | | | | 1 | 2 | 1 | | | | | | | | | | |
| 1 | G | WEEKES, KEVIN | | | | | | | | | | | | | | | | | | | | | | | | | | | | | | |
| 30 | G | BRODEUR, MARTIN | | | | | | | | | | | | | | | | | | | | | | | | | | | | | | |
| TEAM TOTALS | | | | | | | | | | 0 | 0 | 0 | -20 | 5 | 10 | | | | | | | | 20 | 15 | 10 | 14 | 2 | 12 | 8 | 24 | 21 | 53 |

G=Goals A=Assists P=Points +/-=Plus/Minus PN=Number of Penalties PIM=Penalty Minutes TOI=Time On Ice SHF=# of Shifts AVG=Average Time/Shift S=Shots on Goal A/B=Attempts Blocked MS=Missed Shots HT=Hits Given GV=Giveaways TK=Takeaways BS=Blocked Shots FW=Faceoffs Won FL=Faceoffs Lost F%=Faceoff Win Percentage PP=Power Play SH=Short Handed EV=Even Strength OT=Overtime TOT=Total

VISITOR

HOME

Game Summary



3



Game
Wednesday, November 7, 2007
Attendance 17,132 at Mellon Arena
Start 7:09 EST ; End 9:33 EST
Game 0214
Final



1



PHILADELPHIA FLYERS
Game 14 Away Game 10

PITTSBURGH PENGUINS
Game 15 Home Game 8

SCORING SUMMARY

| G | Per | Time | Str | Team | Goal | Scorer | Assist | Assist | PHI on ice | PIT on Ice |
|---|-----|-------|-----|------|------|---------------|------------------|------------------|-----------------------|------------------------|
| 1 | 1 | 0:28 | EV | PHI | 15 | J.LUPUL(5) | 48 D.BRIERE(1) | 20 R.UMBERGER(6) | 5, 7, 20, 21, 43, 48 | 34, 12, 30, 44, 71, 87 |
| 2 | 1 | 5:33 | EV | PHI | 17 | J.CARTER(7) | 19 S.HARTNELL(3) | 9 S.UPSHALL(1) | 6, 9, 17, 19, 43, 44 | 3, 12, 30, 55, 71, 87 |
| 3 | 1 | 10:23 | EV | PIT | 12 | R.MALONE(4) | 87 S.CROSBY(14) | 7 J.MALKIN(5) | 6, 12, 18, 22, 49, 44 | 3, 12, 30, 55, 71, 87 |
| 4 | 2 | 8:46 | EV | PHI | 18 | M.RICHARDS(9) | 21 J.SMITH(1) | 5 B.COBUrn(5) | 5, 12, 15, 18, 21, 43 | 12, 30, 32, 55, 71, 87 |

PHILADELPHIA FLYERS

PITTSBURGH PENGUINS

PENALTY SUMMARY

| # | Per | Time | Player | PIM | Penalty | # | Per | Time | Player | PIM | Penalty |
|-----------|-----|-------|---------------|-----|----------------|-----------|-----|-------|---------------|-----|----------------|
| 1 | 1 | 6:27 | 5 B.COBUrn | 2 | Holding | 1 | 1 | 6:27 | 44 B.ORPIK | 2 | Roughing |
| 2 | 1 | 6:27 | 21 J.SMITH | 2 | Roughing | 2 | 2 | 0:40 | 44 B.ORPIK | 5 | Fighting (maj) |
| 3 | 1 | 10:32 | 15 J.LUPUL | 2 | Holding | 3 | 2 | 11:13 | 44 R.SCHIEDER | 2 | Interference |
| 4 | 2 | 0:40 | 20 R.UMBERGER | 5 | Fighting (maj) | 4 | 2 | 17:53 | 44 B.ORPIK | 2 | Boarding |
| 5 | 2 | 11:57 | 22 M.KNUBLE | 2 | Interference | 5 | 3 | 11:40 | 8 MIRECCHI | 2 | Boarding |
| 6 | 2 | 15:12 | 44 K.TIMONEN | 2 | Holding | TOT: 5-13 | | | | | |
| 7 | 3 | 7:14 | 22 M.KNUBLE | 2 | Slashing | | | | | | |
| 8 | 3 | 10:05 | 48 D.BRIERE | 2 | Holding | | | | | | |
| 9 | 3 | 18:33 | 5 B.COBUrn | 2 | Tripping | | | | | | |
| TOT: 9-21 | | | | | | | | | | | |

BY PERIOD

| Per | Goals | Shots | PN | PIM | Per | Goals | Shots | PN | PIM |
|-----|-------|-------|----|-----|-----|-------|-------|----|-----|
| 1 | 2 | 9 | 3 | 6 | 1 | 1 | 9 | 1 | 2 |
| 2 | 1 | 8 | 3 | 9 | 2 | 0 | 10 | 3 | 9 |
| 3 | 0 | 3 | 3 | 6 | 3 | 0 | 8 | 1 | 12 |
| TOT | 3 | 20 | 9 | 21 | TOT | 1 | 27 | 5 | 13 |

POWERPLAYS (Goals-Opp. / Power Play Time)

| 5v4 | 5v3 | 4v3 | TOT | 5v4 | 5v3 | 4v3 | TOT |
|-----------|-----|-----|-----------|-----------|-----|-----|-----------|
| 0-3/04:19 | | | 0-3/04:19 | 0-7/12:33 | | | 0-7/12:33 |

EVEN STRENGTH (Goals-Occurrences / Time)

| 5v5 | 4v4 | 3v3 | TOT | 5v5 | 4v4 | 3v3 | TOT |
|-----------|-----------|-----|------------|-----------|-----------|-----|------------|
| 3-8/41:27 | 0-2/01:41 | | 3-10/43:08 | 1-8/41:27 | 0-2/01:41 | | 1-10/43:08 |

GOALTENDER SUMMARY

| PHILADELPHIA FLYERS | | | | TOT | | | | GOALS:SHOTS AGAINST | | | | |
|-------------------------|-------|-------|-------|-------|-------|-------|-------|---------------------|------|-----|------|-----|
| | EV | PP | SH | TOT | 1 | 2 | 3 | TOT | | | | TOT |
| 30 G NIITYMAKI, ANTERO | 43:08 | 04:19 | 12:33 | 60:00 | 1-9 | 0-10 | 0-8 | 1-27 | | | | |
| 43 G BIRON, MARTIN (W) | | | | | | | | | | | | |
| TEAM TOTALS | | | | 43:08 | 04:19 | 12:33 | 60:00 | 1-9 | 0-10 | 0-8 | 1-27 | |
| PITTSBURGH PENGUINS | | | | TOT | | | | GOALS:SHOTS AGAINST | | | | |
| | EV | PP | SH | TOT | 1 | 2 | 3 | TOT | | | | TOT |
| 29 G FLEURY, MARC-ANDRE | 43:01 | 11:06 | 04:19 | 58:26 | 2-9 | 1-8 | 0-3 | 3-20 | | | | |
| 30 G SABOURIN, DANY (L) | 00:07 | 01:27 | 00:00 | 01:34 | | | | | | | | |
| EMPTY NET | | | | | | | | | | | | |
| TEAM TOTALS | | | | 43:08 | 12:33 | 04:19 | 60:00 | 2-9 | 1-8 | 0-3 | 3-20 | |

OFFICIALS

Referee: #18 Greg Kimberley
#25 Marc Joannette
Standby:

Linesman: #88 Mike Cvik
#57 Jay Sharrers
Standby:

3 STARS Picked By: Mellon Arena Media

| 1. | Team | Pos | Player |
|----|------|-----|-------------|
| 1. | PHI | R | 15 J.LUPUL |
| 2. | PHI | C | 17 J.CARTER |
| 3. | PHI | G | 43 M.BIRON |

12 87 71

VISITOR

HOME

Event Summary



3



Game
Wednesday, November 7, 2007
Attendance 17,132 at Mellon Arena
Start 7:09 EST ; End 9:33 EST
Game 0214
Final



1



PHILADELPHIA FLYERS
Game 14 Away Game 10

PITTSBURGH PENGUINS
Game 15 Home Game 8

SHOTS SUMMARY (Goals-Shots On Goal)

| PHILADELPHIA FLYERS | | | | | | | | | | PITTSBURGH PENGUINS | | | | | | | | | |
|---------------------|-----|-----|-----|-----|-----|-----|-----|-----|--|---------------------|-----|-----|-----|-----|-----|-----|-----|-----|--|
| EV | | PP | | SH | | TOT | | | | EV | | PP | | SH | | TOT | | | |
| 5v5 | 5v4 | 5v3 | 4v5 | 4v4 | 4v3 | 3v5 | 3v4 | 3v3 | | 5v5 | 5v4 | 5v3 | 4v5 | 4v4 | 4v3 | 3v5 | 3v4 | 3v3 | |
| 3-9 | 0-2 | 0-1 | 0-2 | | | | | | | 1-8 | 0-6 | | | | | | | | |

FACE-OFF SUMMARY (Face-offs Won-Face-offs Total / Percentage)

| PHILADELPHIA FLYERS | | | | PITTSBURGH PENGUINS | | | |
|---------------------|----------|----------|-----------|---------------------|----------|--------|-----------|
| EV | PP | SH | TOT | EV | PP | SH | TOT |
| 19-34/56% | 4-4/100% | 3-12/25% | 26-50/52% | 15-34/44% | 9-12/75% | 0-7/0% | 24-50/48% |

TEAM SUMMARY

| PHILADELPHIA FLYERS | | | | | | | | | | PITTSBURGH PENGUINS | | | | | | | | | | | | | | | | | | | | | |
|---------------------|---|-------------------|---|---|----|-----|-----|-------|-----|---------------------|-------|-------|-------|-----|----|----|----|----|----|----|----|----|----|---|----|---|---|----|----|----|----|
| G | A | P | + | - | PN | PIM | TOT | SHF | AVG | PP | SH | EV | S | A/B | MS | HT | GV | TK | BS | FW | FL | F% | | | | | | | | | |
| 5 | D | COBURN, BRAYDON | 1 | 1 | +2 | 2 | 4 | 20:09 | 29 | 00:41 | 00:12 | 03:19 | 16:38 | | | | | 1 | | | | | | | | | | | | | |
| 6 | D | JONES, RANDY | | | | | | 21:38 | 30 | 00:43 | 00:33 | 07:20 | 13:25 | | | | | | | | | | | | | | | | | | |
| 8 | D | FITZPATRICK, RORY | | | | | | 15:27 | 22 | 00:42 | 00:00 | 01:46 | 13:41 | | | | | | | 1 | | | | | | | | | | | |
| 9 | R | URSHALL, SCOTTIE | | | | | | 10:10 | 15 | 00:20 | 00:13 | 00:00 | 09:57 | | | | | | | | | | | | | | | | | | |
| 12 | L | GAGNE, SIMON | | | | | | 18:40 | 21 | 00:53 | 03:42 | 03:00 | 11:58 | | | | 2 | 1 | | 1 | | | | | | | | | | | |
| 15 | R | DUPUL, JOFFREY | | | +2 | | | 15:32 | 25 | 00:39 | 00:24 | 01:52 | 14:36 | | | | | | | | | | | | | | | | | | |
| 17 | C | CARTER, JEFF | 1 | | +1 | | | 12:53 | 18 | 00:42 | 00:37 | 00:55 | 11:21 | 2 | 2 | 2 | 1 | | | 1 | 3 | 6 | 33 | | | | | | | | |
| 18 | C | RICHARDS, MIKE | | | | | | 22:18 | 25 | 00:53 | 03:52 | 06:46 | 11:39 | | | | | | | | 0 | 1 | 0 | | | | | | | | |
| 19 | L | HARTNELL, SCOTT | 1 | 1 | +1 | | | 10:27 | 15 | 00:41 | 00:20 | 00:28 | 09:39 | | | | | | | | | | | | | | | | | | |
| 20 | C | UMBERGER, RYAN | | | | | | 15:43 | 22 | 00:45 | 00:00 | 03:00 | 13:43 | | | | 6 | | | | | | | | | | | | | | |
| 21 | D | SMITH, JASON | 1 | 1 | +2 | 1 | 2 | 19:39 | 29 | 00:40 | 00:04 | 03:46 | 15:49 | | 1 | 1 | | | | 3 | | | 50 | | | | | | | | |
| 22 | R | KNUBLE, MICHAEL | | | | 2 | 4 | 18:56 | 24 | 00:47 | 03:42 | 02:28 | 12:48 | | | | | | | | | | | | | | | | | | |
| 24 | R | KAPANEN, SAMI | | | | | | 11:29 | 16 | 00:43 | 00:00 | 03:20 | 08:09 | | | | | | | 2 | | | | | | | | | | | |
| 26 | D | KUKKONEN, LASSE | | | | | | 15:08 | 23 | 00:39 | 00:00 | 02:17 | 12:54 | | | | | | | | | | | | | | | | | | |
| 34 | C | DOWD, JAMES | | | | | | 08:47 | 15 | 00:35 | 00:00 | 03:39 | 05:08 | 1 | | | | | | | 4 | 2 | 67 | | | | | | | | |
| 44 | D | HIMONEN, KIMMO | | | | 2 | | 25:13 | 32 | 00:27 | 03:59 | 06:57 | 14:17 | | | | | | | | | | | | | | | | | | |
| 48 | C | BRIERE, DANIEL | 1 | 1 | +1 | 1 | 2 | 17:38 | 21 | 00:50 | 03:55 | 00:28 | 13:15 | | | 2 | | 1 | | | 9 | 4 | 69 | | | | | | | | |
| 55 | L | LEAGER, BEN | | | | | | 04:46 | 7 | 00:40 | 00:00 | 00:00 | 04:46 | | | | | | | | | | | | | | | | | | |
| 30 | G | NIITYMAKI, ANTERO | | | | | | | | | | | | | | | | | | | | | | | | | | | | | |
| 43 | C | BIRON, MARTIN | | | | | | | | | | | | | | | | | | | | | | | | | | | | | |
| TEAM TOTALS | | | | | | | | | | 3 | 6 | 9 | +10 | 9 | 21 | | | | | | | 20 | 6 | 9 | 19 | 1 | 2 | 19 | 26 | 24 | 52 |

| PITTSBURGH PENGUINS | | | | | | | | | | PHILADELPHIA FLYERS | | | | | | | | | | | | | | | | | | | | | |
|---------------------|---|--------------------|---|---|----|-----|-----|-------|-----|---------------------|-------|-------|-------|-----|----|----|----|----|----|----|----|----|----|----|----|---|---|---|----|----|----|
| G | A | P | + | - | PN | PIM | TOT | SHF | AVG | PP | SH | EV | S | A/B | MS | HT | GV | TK | BS | FW | FL | F% | | | | | | | | | |
| 3 | D | DEATON, MARK | | | | | | 18:21 | 23 | 00:47 | 01:18 | 02:54 | 14:09 | | | | | | | | | | | | | | | | | | |
| 4 | D | SCUDERI, ROBERTO | | | | 2 | | 19:13 | 25 | 00:46 | 01:45 | 01:25 | 16:03 | | | | | | | | | | | | | | | | | | |
| 5 | D | SYDOR, DARRYL | | | | | | 19:44 | 20 | 00:59 | 07:56 | 00:00 | 11:48 | 1 | | 1 | | | | 2 | | | | | | | | | | | |
| 8 | R | REOCHI, MARK | | | | 2 | | 15:41 | 20 | 00:47 | 04:20 | 00:00 | 11:21 | | | | | | | | | | | | | | | | | | |
| 10 | L | ROBERTS, GARY | | | | | | 12:43 | 18 | 00:42 | 02:31 | 00:00 | 10:12 | | | | | | | | | | | | | | | | | | |
| 11 | C | STAVL, JORDAN | | | | | | 13:50 | 16 | 00:46 | 00:51 | 02:46 | 10:16 | | | | | 3 | | | | | | | | | | | | | |
| 12 | L | MALONE, RYAN | 1 | | -2 | | | 18:12 | 22 | 00:49 | 03:04 | 01:12 | 13:56 | 1 | 1 | | 4 | 1 | 1 | 1 | | | | | | | | | | | |
| 16 | C | CHRISTENSEN, MERIK | | | | | | 14:11 | 19 | 00:47 | 08:12 | 00:00 | 10:59 | 3 | 1 | | | | | | | | | | | | | | | | |
| 17 | R | SYKORA, PETR | | | | | | 16:43 | 19 | 00:52 | 07:43 | 00:00 | 09:00 | 3 | 5 | 2 | 1 | 1 | | | | | 70 | | | | | | | | |
| 18 | R | HALL, ADAM | | | | | | 09:14 | 15 | 00:36 | 00:46 | 02:06 | 06:22 | 2 | | | | | | | | | | | | | | | | | |
| 25 | C | TALBOT, MAXIME | | | | | | 11:23 | 14 | 00:48 | 00:00 | 01:20 | 10:03 | 2 | | | 1 | 1 | | | 1 | 2 | 33 | | | | | | | | |
| 27 | R | PARAQUE, GEORGES | | | | | | 09:03 | 14 | 00:49 | 00:58 | 00:00 | 08:05 | | | | | | | | | | | | | | | | | | |
| 32 | D | NASREDDINE, ALAIN | | | | | | 12:08 | 17 | 00:42 | 00:28 | 01:15 | 10:25 | | | | | | | | | | | | | | | | | | |
| 44 | D | ORPICK, BROOKS | | | | 3 | 9 | 19:31 | 23 | 00:50 | 02:59 | 00:10 | 16:30 | 2 | 4 | | | | | | | | | | | | | | | | |
| 48 | C | KENNEDY, TYLER | | | | | | 09:45 | 13 | 00:45 | 00:19 | 00:00 | 09:26 | | 1 | | | | | | | | | | | | | | | | |
| 56 | D | GONCHAR, SERGEI | | | | | | 31:16 | 28 | 01:07 | 10:54 | 02:54 | 17:28 | 4 | 2 | 1 | | | | 2 | | | | | | | | | | | |
| 71 | C | MALKIN, EVGENI | 1 | 1 | -2 | | | 20:52 | 20 | 01:02 | 06:56 | 00:08 | 13:48 | 3 | 3 | 4 | 1 | 1 | 1 | | | | | | | | | | | | |
| 87 | C | CROSBY, SIDNEY | | | | | | 23:41 | 22 | 01:04 | 08:20 | 01:06 | 14:15 | 4 | 2 | 2 | | | | | 12 | 8 | 60 | | | | | | | | |
| 29 | G | FLEURY, MARC-ANDRE | | | | | | | | | | | | | | | | | | | | | | | | | | | | | |
| 30 | G | SABOURIN, DANY | | | | | | | | | | | | | | | | | | | | | | | | | | | | | |
| TEAM TOTALS | | | | | | | | | | 1 | 2 | 3 | -10 | 5 | 13 | | | | | | | 27 | 19 | 15 | 16 | 7 | 3 | 6 | 24 | 26 | 48 |

G=Goals A=Assists P=Points +/-=Plus/Minus PN=Number of Penalties PIM=Penalty Minutes TOI=Time On Ice SHF=# of Shifts AVG=Average Time/Shift S=Shots on Goal A/B=Attempts Blocked MS=Missed Shots HT=Hits Given GV=Giveaways TK=Takeaways BS=Blocked Shots FW=Faceoffs Won FL=Faceoffs Lost F%=Faceoff Win Percentage PP=Power Play SH=Short Handed EV=Even Strength OT=Overtime TOT=Total

VISITOR

Game Summary

HOME



2

Game
Thursday, November 8, 2007
Attendance 18,200 at Madison Square Garden
Start 7:07 EST ; End 9:27 EST
Game 0223
Final



4



PITTSBURGH PENGUINS
Game 16 Away Game 8

NEW YORK RANGERS
Game 16 Home Game 10

SCORING SUMMARY

| G | Per | Time | Str | Team | Goal Scorer | Assist | Assist | PIT on Ice | NYR on Ice |
|---|-----|-------|-----|------|------------------|-----------------|------------------|-----------------------|------------------------|
| 1 | 1 | 7:35 | EV | NYR | 19 S.GOMEZ(4) | 16 S.AVERY(2) | 5 D.GIRARDI(2) | 3, 11, 17, 20, 29, 55 | 5, 14, 16, 19, 30, 51 |
| 2 | 1 | 11:31 | EV | PIT | 55 S.GONCHAR(3) | 87 S.CROSBY(15) | 71 E.MALKIN(16) | 3, 12, 29, 55, 71, 87 | 10, 23, 25, 27, 30, 34 |
| 3 | 1 | 17:26 | PP | NYR | 3 M.ROZSIVAL(4) | 19 S.GOMEZ(5) | 68 J.JAGR(12) | 3, 11, 18, 29, 55 | 3, 14, 19, 23, 30, 68 |
| 4 | 2 | 9:40 | PP | NYR | 16 S.AVERY(1) | 5 D.GIRARDI(3) | 27 P.MARA(3) | 3, 12, 29, 55, 87 | 5, 15, 16, 25, 27, 30 |
| 5 | 3 | 2:48 | EV | NYR | 17 B.DUBINSKY(1) | 10 N.DAWES(1) | | 5, 12, 29, 32, 71, 87 | 3, 10, 17, 18, 25, 30 |
| 6 | 3 | 4:22 | PP | PIT | 8 M.RECCHI(2) | 10 G.ROBERTS(6) | 55 S.GONCHAR(11) | 5, 8, 10, 16, 29, 55 | 14, 23, 27, 30, 34 |

PITTSBURGH PENGUINS

NEW YORK RANGERS

PENALTY SUMMARY

| # | Per | Time | Player | PIM | Penalty |
|----------|-----|-------|----------------|-----|-------------------------------|
| 1 | 1 | 13:36 | 20 C.ARMSTRONG | 2 | Tripping |
| 2 | 1 | 16:32 | 10 G.ROBERTS | 2 | Hi-sticking |
| 3 | 1 | 16:32 | 10 G.ROBERTS | 2 | Roughing |
| 4 | 2 | 9:33 | 25 M.TALBOT | 2 | Slashing |
| 5 | 2 | 13:15 | 10 G.ROBERTS | 2 | Interference |
| 6 | 2 | 15:58 | 12 R.MALONE | 2 | Interference |
| 7 | 2 | 16:41 | 55 S.GONCHAR | 2 | Delaying Game-Puck over glass |
| TOT 7-14 | | | | | |

| # | Per | Time | Player | PIM | Penalty |
|----------|-----|-------|---------------|-----|--------------|
| 1 | 1 | 7:48 | 81 M.HOSSA | 2 | Tripping |
| 2 | 1 | 13:52 | 16 S.AVERY | 2 | Interference |
| 3 | 2 | 2:25 | 16 S.AVERY | 2 | Roughing |
| 4 | 2 | 10:54 | 27 P.MARA | 2 | Roughing |
| 5 | 3 | 3:25 | 17 B.DUBINSKY | 2 | Tripping |
| 6 | 3 | 13:49 | 27 P.MARA | 2 | Holding |
| TOT 6-12 | | | | | |

BY PERIOD

| Per | Goals | Shots | PN | PIM |
|-----|-------|-------|----|-----|
| 1 | 1 | 6 | 3 | 6 |
| 2 | 0 | 8 | 4 | 8 |
| 3 | 1 | 14 | 0 | 0 |
| TOT | 2 | 28 | 7 | 14 |

| Per | Goals | Shots | PN | PIM |
|-----|-------|-------|----|-----|
| 1 | 2 | 22 | 2 | 4 |
| 2 | 1 | 10 | 2 | 4 |
| 3 | 1 | 7 | 2 | 4 |
| TOT | 4 | 39 | 6 | 12 |

POWERPLAYS (Goals-Opp. / Power Play Time)

| 5v4 | 5v3 | 4v3 | TOT |
|-----------|-----|-----|-----------|
| 1-6/09:13 | | | 1-6/09:13 |

| 5v4 | 5v3 | 4v3 | TOT |
|-----------|-----------|-----|-----------|
| 2-6/05:49 | 0-1/01:17 | | 2-7/07:06 |

EVEN STRENGTH (Goals-Occurrences / Time)

| 5v5 | 4v4 | 3v3 | TOT |
|------------|-----------|-----|------------|
| 1-11/41:57 | 0-1/01:44 | | 1-12/43:41 |

| 5v5 | 4v4 | 3v3 | TOT |
|------------|-----------|-----|------------|
| 2-11/41:57 | 0-1/01:44 | | 2-12/43:41 |

GOALTENDER SUMMARY

| | | TOI | | | | GOALS-SHOTS AGAINST | | | |
|---------------------|--------------------------|-------|-------|-------|-------|---------------------|------|------|------|
| | | EV | PP | SH | TOT | 1 | 2 | 3 | TOT |
| PITTSBURGH PENGUINS | | | | | | | | | |
| 29 | G FLEURY, MARC-ANDRE (L) | 42:53 | 09:13 | 07:06 | 59:12 | 2-22 | 1-10 | 1-7 | 4-39 |
| 30 | G SABOURIN, DANY | | | | | | | | |
| EMPTY NET | | 00:48 | 00:00 | 00:00 | 00:48 | | | | |
| TEAM TOTALS | | 43:41 | 09:13 | 07:06 | 60:00 | 2-22 | 1-10 | 1-7 | 4-39 |
| NEW YORK RANGERS | | | | | | | | | |
| 30 | G LUNDQVIST, HENRIK (W) | 43:22 | 07:06 | 09:13 | 59:41 | 1-6 | 0-8 | 1-14 | 2-28 |
| 40 | G VALIQUETTE, STEPHEN | | | | | | | | |
| EMPTY NET | | 00:19 | 00:00 | 00:00 | 00:19 | | | | |
| TEAM TOTALS | | 43:41 | 07:06 | 09:13 | 60:00 | 1-6 | 0-8 | 1-14 | 2-28 |

OFFICIALS

Referee: #5 Chris Rooney
#3 Mike Leggo
Standby:

Linesman: #84 Tony Sericolo
#71 Brad Kovachik
Standby:

3 STARS Picked By: hockey writers

1. NYR L 16 S.AVERY
2. NYR C 19 S.GOMEZ
3. NYR C 17 B.DUBINSKY

© Copyright 2007, National Hockey League 2007-11-08-21.41.35

| | | | | |
|----|----|----|----|----|
| 17 | 11 | 20 | 3 | 55 |
| 12 | 87 | 71 | 44 | 4 |
| 10 | 16 | 8 | 32 | 5 |
| 25 | 18 | 27 | | |

VISITOR

Event Summary

HOME



Game
Thursday, November 8, 2007
Attendance 18,200 at Madison Square Garden



PITTSBURGH PENGUINS
Game 16 Away Game 8

Final

NEW YORK RANGERS
Game 16 Home Game 10

SHOTS SUMMARY (Goals-Shots On Goal)

| PITTSBURGH PENGUINS | | | | | | | | | NEW YORK RANGERS | | | | | | | | |
|---------------------|-----|-----|-----|-----|------|-----|-----|------|------------------|-----|-----|------|-----|-----|-----|-----|-----|
| EV | PP | | SH | | TOT | | | | EV | PP | | SH | | TOT | | | |
| 1-20 | 1-7 | | 0-1 | | 2-28 | | | | 2-31 | 2-8 | | 4-39 | | | | | |
| 5v5 | 5v4 | 5v3 | 4v5 | 4v4 | 4v3 | 3v5 | 3v4 | 3v3 | 5v5 | 5v4 | 5v3 | 4v5 | 4v4 | 4v3 | 3v5 | 3v4 | 3v3 |
| 1-19 | 1-7 | 0-1 | 0-1 | | | | | 2-29 | 2-7 | 0-1 | 0-2 | | | | | | |

FACE-OFF SUMMARY (Face-offs Won-Face-offs Total / Percentage)

| EV | PP | SH | TOT | EV | PP | SH | TOT |
|-----------|---------|---------|-----------|-----------|---------|---------|-----------|
| 17-37/46% | 7-9/78% | 3-7/43% | 27-53/51% | 20-37/54% | 4-7/57% | 2-9/22% | 26-53/49% |

TEAM SUMMARY

| PITTSBURGH PENGUINS | G | A | P | +/- | PN | PIM | TOI | | | | | | S | A/B | MS | HT | GV | TK | BS | FW | FL | F% |
|-------------------------|----------|----------|----------|-----------|----------|-----------|-------|-----|-------|-------|-------|-------|-----------|-----------|----------|-----------|----------|----------|----------|-----------|-----------|-----------|
| | | | | | | | TOT | SHF | AVG | PP | SH | EV | | | | | | | | | | |
| 3 D EATON, MARK | | | | | | | 20:29 | 30 | 00:40 | 00:37 | 04:43 | 15:09 | 1 | | | | 1 | 1 | | | | |
| 4 D SCUDERI, ROBERT | | | | | | | 18:09 | 25 | 00:43 | 01:45 | 01:43 | 14:41 | | | | | | | | | | |
| 5 D SYDOR, DARRYL | | | | -1 | | | 18:50 | 23 | 00:49 | 06:41 | 00:25 | 11:44 | 2 | 1 | 1 | 1 | | | 1 | | | |
| 8 R RECCHI, MARK | 1 | | 1 | | | | 13:38 | 20 | 00:40 | 04:19 | 00:00 | 09:19 | 2 | | | 2 | | 1 | 1 | 0 | 1 | 0 |
| 10 L ROBERTS, GARY | 1 | 1 | | | 3 | 6 | 15:22 | 19 | 00:48 | 04:30 | 00:00 | 10:52 | 1 | | | 4 | | 1 | | | | |
| 11 C STAAL, JORDAN | | | | -1 | | | 15:25 | 22 | 00:42 | 00:11 | 04:16 | 10:58 | | | | | 1 | | 1 | 1 | 5 | 17 |
| 12 L MALONE, RYAN | | | | | 1 | 2 | 15:13 | 23 | 00:39 | 00:13 | 01:17 | 13:43 | 1 | 1 | | 3 | | 1 | | | | |
| 16 C CHRISTENSEN, ERIK | | | | | | | 13:41 | 19 | 00:43 | 04:38 | 00:00 | 09:03 | 3 | 3 | 1 | | | | | 7 | 1 | 88 |
| 17 R SYKORA, PETR | | | | -1 | | | 15:25 | 21 | 00:44 | 04:11 | 00:00 | 11:14 | 4 | 1 | | | 2 | | | 2 | 0 | 100 |
| 18 R HALL, ADAM | | | | | | | 12:41 | 19 | 00:40 | 00:00 | 03:58 | 08:43 | 1 | | | 1 | | | | 5 | 7 | 42 |
| 20 R ARMSTRONG, COLBY | | | | -1 | 1 | 2 | 12:48 | 20 | 00:38 | 00:15 | 02:00 | 10:33 | 1 | | | 7 | | 1 | | | | |
| 25 C TALBOT, MAXIME | | | | | 1 | 2 | 09:48 | 13 | 00:45 | 00:11 | 02:15 | 07:22 | | | | 1 | | | | 1 | 1 | 50 |
| 27 R LARAQUE, GEORGES | | | | | | | 08:59 | 10 | 00:41 | 00:00 | 00:01 | 06:58 | | | | | | 1 | | | | |
| 32 D INASREDDINE, ALAIN | | | | -1 | | | 11:39 | 17 | 00:41 | 00:00 | 01:01 | 10:38 | 1 | 1 | | 1 | | | | | | |
| 44 D ORPIK, BROOKS | | | | | | | 22:29 | 24 | 00:56 | 02:56 | 01:28 | 18:05 | 1 | 1 | 1 | 7 | | | | 1 | | |
| 55 D GONCHAR, SERGEI | 1 | 1 | 2 | | 1 | 2 | 27:03 | 30 | 00:54 | 08:27 | 03:26 | 17:10 | 2 | 2 | 1 | | 1 | 1 | 1 | | | |
| 71 C MALKIN, EVGENI | | | 1 | 1 | | | 19:37 | 25 | 00:47 | 04:43 | 00:00 | 14:54 | 1 | 1 | 2 | | | 1 | | | | |
| 87 C CROSBY, SIDNEY | | | 1 | 1 | | | 21:25 | 25 | 00:51 | 04:28 | 00:34 | 16:23 | 8 | | 1 | 1 | | | | 11 | 11 | 50 |
| 29 G FLEURY, MARC-ANDRE | | | | | | | | | | | | | | | | | 1 | | | | | |
| 30 G SABOURIN, DANY | | | | | | | | | | | | | | | | | | | | | | |
| TEAM TOTALS | 2 | 4 | 8 | -5 | 7 | 14 | | | | | | | 28 | 12 | 7 | 29 | 5 | 7 | 6 | 27 | 26 | 51 |

| NEW YORK RANGERS | G | A | P | +/- | PN | PIM | TOI | | | | | | S | A/B | MS | HT | GV | TK | BS | FW | FL | F% |
|--------------------------|----------|----------|-----------|-----------|----------|-----------|-------|-----|-------|-------|-------|-------|-----------|----------|-----------|-----------|-----------|-----------|-----------|-----------|-----------|-----------|
| | | | | | | | TOT | SHF | AVG | PP | SH | EV | | | | | | | | | | |
| 3 D DROZSIVAL, MICHAL | 1 | | 1 | +1 | | | 22:51 | 28 | 00:48 | 04:39 | 03:38 | 14:34 | 2 | | 3 | 3 | 1 | 1 | | | | |
| 5 D GIRARDI, DANIEL | 2 | 2 | | +1 | | | 20:36 | 28 | 00:44 | 01:39 | 03:26 | 15:31 | 3 | | 1 | 3 | | 2 | 2 | | | |
| 10 L DAWES, NIGEL | | | 1 | 1 | | | 07:13 | 10 | 00:43 | 00:00 | 00:00 | 07:13 | | 1 | | 1 | 1 | | 1 | | | |
| 14 L SHANAHAN, BRENDAN | | | | +1 | | | 19:57 | 23 | 00:52 | 04:49 | 04:34 | 10:34 | 8 | 1 | | | | | 1 | 1 | 0 | 100 |
| 15 C BETTS, BLAIR | | | | | | | 13:18 | 23 | 00:34 | 00:06 | 04:02 | 09:10 | | | | | | | | 8 | 8 | 50 |
| 16 L AVERY, SEAN | 1 | 1 | 2 | +1 | 2 | 4 | 16:51 | 22 | 00:45 | 02:05 | 01:05 | 13:41 | 5 | | 2 | 1 | 1 | 2 | | | | |
| 17 C DUBINSKY, BRANDON | 1 | | 1 | +1 | 1 | 2 | 16:32 | 20 | 00:49 | 02:05 | 00:15 | 14:12 | 2 | | 2 | 3 | 1 | | | 6 | 5 | 55 |
| 18 D STAAL, MARC | | | | +1 | | | 20:10 | 26 | 00:46 | 00:01 | 03:48 | 16:21 | 3 | 1 | | 1 | | 2 | 1 | | | |
| 19 C GOMEZ, SCOTT | 1 | 1 | 2 | +1 | | | 17:46 | 18 | 00:59 | 04:55 | 00:16 | 12:35 | 4 | | | 4 | 2 | 2 | 1 | 5 | 7 | 42 |
| 23 C DRURY, CHRIS | | | | -1 | | | 19:01 | 23 | 00:49 | 05:13 | 04:40 | 09:08 | 5 | | 1 | | 1 | 1 | 1 | 6 | 5 | 55 |
| 25 R PRUCHA, PETR | | | | | | | 10:02 | 14 | 00:43 | 02:10 | 00:00 | 07:52 | 1 | | | 1 | | | | | | |
| 27 D MARA, PAUL | 1 | 1 | | -1 | 2 | 4 | 17:28 | 26 | 00:40 | 02:27 | 02:09 | 12:52 | | | | | 3 | 1 | 2 | 2 | | |
| 28 R ORR, COLTON | | | | | | | 10:21 | 14 | 00:44 | 00:00 | 00:00 | 10:21 | 1 | | | 3 | 1 | | 1 | | | |
| 34 D STRUDWICK, JASON | | | | -1 | | | 12:07 | 20 | 00:36 | 00:00 | 02:09 | 09:58 | | | | 2 | 1 | 1 | 1 | | | |
| 44 L HOLLWEG, RYAN | | | | | | | 10:37 | 14 | 00:45 | 00:00 | 00:00 | 10:37 | 1 | 2 | 1 | 3 | | | | | | |
| 51 D TYUTIN, FEDOR | | | | +1 | | | 20:50 | 27 | 00:46 | 00:13 | 03:16 | 17:21 | | | | 2 | 1 | 1 | 1 | | | |
| 68 R JAGR, JAROMIR | | | 1 | 1 | | | 19:05 | 21 | 00:54 | 05:07 | 00:11 | 13:47 | 3 | 1 | 1 | | 1 | | | | | |
| 81 L HOSSA, MARCEL | | | | | 1 | 2 | 14:37 | 21 | 00:41 | 00:01 | 03:23 | 11:13 | 1 | | | 3 | | | | 0 | 2 | 0 |
| 30 G LUNDQVIST, HENRIK | | | | | | | | | | | | | | | | | | | | | | |
| 40 G VALIQUETTE, STEPHEN | | | | | | | | | | | | | | | | | | | | | | |
| TEAM TOTALS | 4 | 7 | 11 | +5 | 6 | 12 | | | | | | | 39 | 6 | 11 | 33 | 12 | 14 | 12 | 26 | 27 | 49 |

G=Goals A=Assists P=Points +/-Plus/Minus PN=Number of Penalties PIM=Penalty Minutes TOI=Time On Ice SHF=# of Shifts AVG=Average Time/Shift S=Shots on Goal A/B=Attempts Blocked MS=Missed Shots HT=Hits Given GV=Giveaways TK=Takeaways BS=Blocked Shots FW=Faceoffs Won FL=Faceoffs Lost F%=Faceoff Win Percentage PP=Power Play SH=Short Handed EV=Even Strength OT=Overtime TOT=Total

VISITOR

HOME

Game Summary



2



Game
Saturday, November 10, 2007
Attendance 19,859 at Wachovia Center
Start 7:01 EST ; End 9:45 EST
Game 0238
Final



5



PITTSBURGH PENGUINS
Game 17 Away Game 9

PHILADELPHIA FLYERS
Game 16 Home Game 5

SCORING SUMMARY

| G | Per | Time | Str | Team | Goal Scorer | Assist | Assist | PIT on Ice | PHI on Ice |
|---|-----|-------|-------|------|------------------|-------------------|-----------------|------------------------|------------------------|
| 1 | 1 | 1:31 | PP | PHI | 44 K.TIMONEN(1) | 48 D.BRIERE(12) | 15 J.LUPUL(9) | 5, 8, 16, 20, 29, 44 | 5, 15, 19, 43, 44, 48 |
| 2 | 1 | 7:51 | PP | PHI | 22 M.KNUBLE(5) | 48 D.BRIERE(13) | 44 K.TIMONEN(7) | 3, 20, 25, 29, 55 | 15, 18, 22, 43, 44, 48 |
| 3 | 2 | 5:40 | PP | PHI | 15 J.LUPUL(6) | 18 M.RICHARDS(8) | 44 K.TIMONEN(8) | 3, 4, 20, 25, 29 | 18, 19, 22, 43, 44, 48 |
| 4 | 2 | 8:39 | EV | PIT | 71 E.MALKIN(6) | 19 R.WHITNEY(4) | 87 S.CROSBY(16) | 4, 12, 19, 29, 71, 87 | 21, 28, 34, 43, 53, 55 |
| 5 | 2 | 19:59 | PP | PIT | 55 S.GONCHAR(4) | 71 E.MALKIN(17) | 19 R.WHITNEY(5) | 12, 19, 29, 55, 71, 87 | 5, 18, 20, 21, 43 |
| 6 | 3 | 7:54 | PP | PHI | 48 D.BRIERE(6) | 18 M.RICHARDS(9) | 44 K.TIMONEN(9) | 3, 4, 11, 18, 29 | 15, 18, 22, 43, 44, 48 |
| 7 | 3 | 19:01 | EV-EN | PHI | 19 S.HARTNELL(1) | 18 M.RICHARDS(10) | | 11, 17, 19, 55, 71, 87 | 6, 18, 19, 22, 43, 44 |

PITTSBURGH PENGUINS

PHILADELPHIA FLYERS

PENALTY SUMMARY

| # | Per | Time | Player | PIM | Penalty | # | Per | Time | Player | PIM | Penalty |
|-----------|-----|-------|--------------|-----|-------------------------------|-----------|-----|-------|---------------|-----|-------------------------------|
| 1 | 1 | 0:31 | TEAM | 2 | Too many men/ice - bench | 1 | 1 | 8:50 | 21 J.SMITH | 5 | Fighting (maj) |
| 2 | 1 | 6:47 | 10 G.ROBERTS | 2 | Roughing | 2 | 1 | 8:50 | 48 D.BRIERE | 4 | Hi stick - double minor |
| 3 | 1 | 8:50 | 12 R.MALONE | 5 | Fighting (maj) | 3 | 1 | 12:23 | 6 R.JONES | 2 | Hi-sticking |
| 4 | 1 | 16:07 | 44 B.ORPIK | 2 | Hooking | 4 | 2 | 2:17 | 14 S.RUZICKA | 5 | Fighting (maj) |
| 5 | 2 | 2:17 | 5 D.SYDOR | 5 | Fighting (maj) | 5 | 2 | 2:17 | 14 S.RUZICKA | 10 | Game misconduct |
| 6 | 2 | 5:34 | 55 S.GONCHAR | 2 | Hooking | 6 | 2 | 16:03 | 5 B.COUBURN | 2 | Holding |
| 7 | 2 | 10:17 | 5 D.SYDOR | 2 | Delaying Game-Puck over glass | 7 | 2 | 19:22 | 19 S.HARTNELL | 2 | Delaying Game-Puck over glass |
| 8 | 3 | 2:44 | 12 R.MALONE | 2 | Hooking | 8 | 3 | 1:55 | 48 D.BRIERE | 2 | Elbowing |
| 9 | 3 | 7:06 | 44 B.ORPIK | 2 | Hooking | 9 | 3 | 10:09 | 19 S.HARTNELL | 2 | Hooking |
| 10 | 3 | 19:01 | 12 R.MALONE | 10 | Misconduct (10 min) | 10 | 3 | 19:01 | 5 B.COUBURN | 10 | Misconduct (10 min) |
| TOT 10-34 | | | | | | TOT 10-44 | | | | | |

BY PERIOD

| Per | Goals | Shots | PN | PIM | Per | Goals | Shots | PN | PIM |
|-----|-------|-------|----|-----|-----|-------|-------|----|-----|
| 1 | 0 | 7 | 4 | 11 | 1 | 2 | 10 | 3 | 11 |
| 2 | 2 | 15 | 3 | 9 | 2 | 1 | 10 | 4 | 19 |
| 3 | 0 | 9 | 3 | 14 | 3 | 2 | 10 | 3 | 14 |
| TOT | 2 | 31 | 10 | 34 | TOT | 5 | 30 | 10 | 44 |

POWERPLAYS (Goals-Opp. / Power Play Time)

| 5v4 | 5v3 | 4v3 | TOT | 5v4 | 5v3 | 4v3 | TOT |
|-----------|-----|-----|-----------|-----------|-----|-----|-----------|
| 1-7/09:26 | | | 1-7/09:26 | 4-7/07:22 | | | 4-7/07:22 |

EVEN STRENGTH (Goals-Occurrences / Time)

| 5v5 | 4v4 | 3v3 | TOT | 5v5 | 4v4 | 3v3 | TOT |
|------------|-----------|-----|------------|------------|-----------|-----|------------|
| 1-13/42:01 | 0-1/01:11 | | 1-14/43:12 | 1-13/42:01 | 0-1/01:11 | | 1-14/43:12 |

GOALTENDER SUMMARY

| PITTSBURGH PENGUINS | | | | GOALS-SHOTS AGAINST | | | | |
|-----------------------------|-------|-------|-------|---------------------|------|------|------|------|
| | EV | PP | SH | TOT | 1 | 2 | 3 | TOT |
| 29 G FLEURY, MARC-ANDRE (L) | 42:48 | 09:26 | 07:22 | 59:36 | 2-10 | 1-10 | 1-9 | 4-29 |
| 30 G SABOURIN, DANY | 00:24 | 00:00 | 00:00 | 00:24 | | | 1-1 | 1-1 |
| EMPTY NET | | | | | | | 2-10 | 5-30 |
| TEAM TOTALS | 43:12 | 09:26 | 07:22 | 60:00 | 2-10 | 1-10 | 2-10 | 5-30 |

| PHILADELPHIA FLYERS | | | | GOALS-SHOTS AGAINST | | | | |
|------------------------|-------|-------|-------|---------------------|-----|------|-----|------|
| | EV | PP | SH | TOT | 1 | 2 | 3 | TOT |
| 30 G NITTYMAKI, ANTERO | 43:12 | 07:22 | 09:26 | 60:00 | 0-7 | 2-15 | 0-9 | 2-31 |
| 43 G BIRON, MARTIN (W) | | | | | 0-7 | 2-15 | 0-9 | 2-31 |
| TEAM TOTALS | 43:12 | 07:22 | 09:26 | 60:00 | 0-7 | 2-15 | 0-9 | 2-31 |

OFFICIALS

Referee: #2 Kerry Fraser
#12 Don Koharski
Standby:
Linesman: #76 Michel Cormier
#54 Greg Devorski
Standby:

3 STARS Picked By: WAYNE FISH BUCKS CO DAILY TIMES

| | Team | Pos | Player |
|----|------|-----|--------------|
| 1. | PHI | D | 44 K.TIMONEN |
| 2. | PHI | G | 43 M.BIRON |
| 3. | PHI | C | 48 D.BRIERE |

© Copyright 2007, National Hockey League 2007-11-11-0.08.05

12 87 71
8 16 20
10 11 17
25 18 27
3 55
44 5
19 4

VISITOR

HOME

Event Summary



Game
Saturday, November 10, 2007
Attendance 19,859 at Wachovia Center
Start 7:01 EST ; End 9:45 EST
Game 0238
Final

PITTSBURGH PENGUINS
Game 17 Away Game 9

PHILADELPHIA FLYERS
Game 16 Home Game 5

SHOTS SUMMARY (Goals-Shots On Goal)

| EV | | | | PP | | | | SH | | | | TOT | | | | | |
|------|-----|-----|-----|-----|-----|------|-----|------|------|-----|-----|-----|-----|------|-----|-----|-----|
| 1-23 | | 1-6 | | 0-2 | | 2-31 | | 1-22 | | 4-7 | | 0-1 | | 5-30 | | | |
| 5v5 | 5v4 | 5v3 | 4v5 | 4v4 | 4v3 | 3v5 | 3v4 | 3v3 | 5v5 | 5v4 | 5v3 | 4v5 | 4v4 | 4v3 | 3v5 | 3v4 | 3v3 |
| 1-21 | 1-6 | | 0-2 | 0-2 | | | | | 1-21 | 4-7 | | 0-1 | 0-1 | | | | |

FACE-OFF SUMMARY (Face-offs Won-Face-offs Total / Percentage)

| EV | | | | PP | | | | SH | | | | TOT | | | |
|-----------|--|--|--|----------|--|--|--|----------|--|--|--|-----------|--|--|--|
| 19-44/43% | | | | 7-12/58% | | | | 5-12/42% | | | | 31-68/46% | | | |
| 25-44/57% | | | | 7-12/58% | | | | 5-12/42% | | | | 37-68/54% | | | |

TEAM SUMMARY

| PITTSBURGH PENGUINS | | | | | | | | | | PHILADELPHIA FLYERS | | | | | | | | | | | | | |
|---------------------|---|--------------------|---|---|----|-----|-------|-----|-------|---------------------|-------|-------|----|-----|----|----|----|----|----|----|----|----|-----|
| G | A | P | + | - | PN | PIM | TOT | SHF | AVG | PP | SH | EV | S | A/B | MS | HT | GV | TK | BS | FW | FL | F% | |
| 3 | D | EATON, MARK | | | | | 18:48 | 21 | 00:53 | 00:33 | 04:57 | 13:18 | | | | | | | | | | | |
| 4 | D | SCUDERI, ROBERT | | | +1 | | 20:10 | 26 | 00:46 | 00:33 | 04:32 | 15:05 | 2 | | | | | | 3 | | | | |
| 5 | D | SYDOR, DARRYL | | | | 2 | 17:44 | 24 | 00:44 | 02:12 | 01:25 | 14:07 | 2 | 1 | 1 | | | 1 | | | | | |
| 8 | R | RECCHI, MARK | | | | | 16:25 | 17 | 00:57 | 02:00 | 01:00 | 13:25 | 1 | | | | | | | | | | |
| 10 | L | ROBERTS, GARY | | | | 1 | 13:48 | 19 | 00:43 | 02:34 | 00:00 | 11:14 | 1 | | | 2 | 1 | | | | 1 | 0 | 100 |
| 11 | C | STAAL, JORDAN | | | -1 | | 16:15 | 22 | 00:44 | 01:34 | 02:40 | 12:01 | 1 | 1 | 1 | | | | | | 3 | 6 | 33 |
| 12 | L | MALONE, RYAN | | | +1 | 3 | 14:57 | 21 | 00:42 | 02:25 | 01:06 | 11:26 | | | | | 1 | | | | | | |
| 16 | C | CHRISTENSEN, ERIK | | | | | 15:54 | 22 | 00:43 | 02:53 | 01:01 | 12:00 | 5 | 2 | | | | | | | | 5 | 9 |
| 17 | R | SYKORA, PETR | | | -1 | | 18:36 | 26 | 00:42 | 04:08 | 00:28 | 14:00 | 4 | 2 | | | 1 | | | | | | 36 |
| 18 | R | HALL, ADAM | | | | | 09:17 | 15 | 00:33 | 00:00 | 02:35 | 05:42 | | | | | | | | | | 5 | 2 |
| 19 | D | WHITNEY, RYAN | | | | 2 | 22:20 | 25 | 00:53 | 07:04 | 01:50 | 13:26 | 1 | | | 2 | | | | | | | 71 |
| 20 | R | ARMSTRONG, COLBY | | | | | 14:17 | 17 | 00:50 | 01:43 | 03:23 | 09:11 | 1 | 1 | | | 1 | | 1 | | | | |
| 25 | C | TALBOT, MAXIME | | | | | 11:52 | 16 | 00:44 | 00:33 | 03:05 | 08:14 | | | | | 1 | | | | 2 | 5 | 29 |
| 27 | R | LARAQUE, GEORGES | | | | | 05:22 | 8 | 00:40 | 00:00 | 00:00 | 05:22 | | | | | 1 | | | | | | |
| 44 | D | ORPICK, BROOKS | | | 2 | 4 | 18:58 | 23 | 00:49 | 01:09 | 01:57 | 15:52 | 2 | 2 | | | | | | | | | |
| 55 | D | GONCHAR, SERGEI | 1 | 1 | -1 | 1 | 21:34 | 24 | 00:53 | 08:41 | 00:36 | 14:17 | 3 | 2 | | | | | 2 | | | | |
| 71 | C | MALKIN, EVGENI | 1 | 1 | | 2 | 19:41 | 25 | 00:47 | 05:45 | 00:08 | 13:48 | 5 | 3 | 1 | 1 | 2 | 1 | 1 | 0 | 1 | 0 | |
| 87 | C | CROSBY, SIDNEY | 1 | 1 | | | 18:58 | 23 | 00:49 | 05:23 | 00:08 | 13:27 | 4 | 2 | 1 | | 1 | 1 | | 15 | 14 | 52 | |
| 29 | G | FLEURY, MARC-ANDRE | | | | | | | | | | | | | | | | | | | | | |
| 30 | G | SABOURIN, DANY | | | | | | | | | | | | | | | | | | | | | |
| | | TEAM PENALTY | | | | 1 | | | | | | | | | | | | | | | | | |
| | | TEAM TOTALS | 2 | 4 | 6 | -1 | 10 | 34 | | | | | 31 | 17 | 8 | 7 | 4 | 3 | 10 | 31 | 37 | 46 | |

| PITTSBURGH PENGUINS | | | | | | | | | | PHILADELPHIA FLYERS | | | | | | | | | | | | | |
|---------------------|---|-------------------|---|---|----|-----|-------|-----|-------|---------------------|-------|-------|----|-----|----|----|----|----|----|----|----|----|----|
| G | A | P | + | - | PN | PIM | TOT | SHF | AVG | PP | SH | EV | S | A/B | MS | HT | GV | TK | BS | FW | FL | F% | |
| 5 | D | COBURN, BRAYDON | | | 2 | 12 | 19:49 | 26 | 00:45 | 02:48 | 03:00 | 14:01 | 1 | | 1 | 1 | | 1 | 3 | | | | |
| 6 | D | JONES, RANDY | | | +1 | 1 | 17:25 | 30 | 00:34 | 00:26 | 04:11 | 12:48 | 3 | | | | | 1 | 1 | | | | |
| 8 | D | FITZPATRICK, RORY | | | | | 14:54 | 23 | 00:38 | 00:00 | 02:09 | 12:45 | | | | | 1 | | | | | | |
| 9 | R | UPSHALL, SCOTTIE | | | | | 15:57 | 23 | 00:41 | 00:53 | 01:25 | 13:39 | 3 | | | | 1 | | 1 | | | | |
| 14 | R | RUZICKA, STEFAN | | | 2 | 15 | 04:00 | 6 | 00:40 | 00:00 | 00:00 | 04:00 | 1 | | | | 1 | | | | | | |
| 15 | R | LUPUL, JOFFREY | 1 | 1 | 2 | | 20:55 | 26 | 00:48 | 05:21 | 01:44 | 13:50 | 2 | 1 | | 2 | | 1 | 1 | | | | |
| 17 | C | CARTER, JEFF | | | | | 17:44 | 27 | 00:39 | 01:04 | 03:20 | 13:20 | 1 | 3 | 1 | | | 1 | | | 10 | 5 | 67 |
| 18 | C | RICHARDS, MIKE | 3 | 3 | +1 | | 20:58 | 26 | 00:48 | 04:50 | 03:58 | 12:10 | 3 | | | 1 | 2 | 1 | | | 12 | 15 | 44 |
| 19 | L | HARTNELL, SCOTT | 1 | 1 | +1 | 2 | 15:29 | 21 | 00:44 | 03:01 | 00:28 | 12:00 | 3 | 1 | | | 1 | 1 | 1 | 0 | 1 | 0 | |
| 20 | C | UMBERGER, R.J. | | | | 4 | 21:40 | 24 | 00:54 | 01:11 | 03:56 | 16:33 | 4 | | 1 | | | | 2 | 1 | 1 | 50 | |
| 21 | D | SMITH, JASON | | | -1 | 1 | 18:24 | 27 | 00:40 | 02:06 | 02:12 | 14:06 | | | | | 2 | | | | | | |
| 22 | R | KNUBLE, MICHAEL | 1 | 1 | +1 | | 18:06 | 26 | 00:38 | 03:57 | 02:05 | 12:04 | 2 | | 1 | | | 1 | | | | | |
| 28 | D | KUKKONEN, LASSE | | | -1 | | 16:12 | 27 | 00:36 | 00:39 | 01:44 | 13:49 | | | | | | | | | | | |
| 34 | C | DOWD, JAMES | | | -1 | | 12:12 | 21 | 00:34 | 00:00 | 02:11 | 10:01 | | | | | | 1 | 3 | | | | |
| 44 | D | TIMONEN, KIMMO | 1 | 3 | +1 | | 27:07 | 34 | 00:47 | 05:27 | 05:05 | 16:35 | 2 | 2 | | 1 | 2 | | 2 | | 3 | 3 | 50 |
| 48 | C | BRIERE, DANIEL | 1 | 2 | 3 | 2 | 20:50 | 25 | 00:50 | 05:18 | 00:16 | 15:16 | 4 | | | 1 | | | | | 11 | 6 | 85 |
| 53 | C | TOLPEKO, DENIS | | | -1 | | 04:10 | 6 | 00:41 | 00:00 | 00:00 | 04:10 | 1 | 2 | 1 | | | | | | | | |
| 55 | L | EAGER, BEN | | | -1 | | 03:53 | 6 | 00:38 | 00:00 | 00:00 | 03:53 | | | | | 1 | | | | | | |
| 30 | G | NIITYMAKI, ANTERO | | | | | | | | | | | | | | | | | | | | | |
| 43 | G | BIRON, MARTIN | | | | | | | | | | | | | | | | | | | | | |
| | | TEAM TOTALS | 5 | 9 | 14 | 0 | 10 | 44 | | | | | 30 | 10 | 6 | 11 | 5 | 9 | 17 | 37 | 31 | 64 | |

G=Goals A=Assists P=Points +/-Plus/Minus PN=Number of Penalties PIM=Penalty Minutes TOI=Time On Ice SHF=# of Shifts AVG=Average Time/Shift S=Shots on Goal A/B=Attempts Blocked MS=Missed Shots HT=Hits Given GV=Giveaways TK=Takeaways BS=Blocked Shots FW=Faceoffs Won FL=Faceoffs Lost F%=Faceoff Win Percentage PP=Power Play SH=Short Handed EV=Even Strength OT=Overtime TOT=Total

© Copyright 2007, National Hockey League 2007-11-11-0.08.06

VISITOR

HOME

Game Summary



3



Game
Monday, November 12, 2007
Attendance 17,096 at Mellon Arena
Start 7:38 EST ; End 10:01 EST
Game 0249
Final



2



NEW JERSEY DEVILS
Game 17 Away Game 12

PITTSBURGH PENGUINS
Game 18 Home Game 9

SCORING SUMMARY

| G | Per | Time | Str | Team | Goal | Scorer | Assist | Assist | N.J on Ice | PIT on Ice |
|---|-----|-------|-----|------|------|-----------------|------------------|-----------------|-----------------------|------------------------|
| 1 | 1 | 4:40 | EV | N.J. | 1 | 9 Z.PARISE(4) | 9 Z.PARISE(9) | 16 D.ZUBRUS(7) | 1, 2, 8, 9, 16, 19 | 5, 11, 16, 18, 30, 44 |
| 2 | 1 | 10:33 | PP | N.J. | 2 | 9 Z.PARISE(5) | 14 B.GIONTA(4) | 26 P.ELIAS(6) | 1, 7, 9, 14, 19, 26 | 4, 11, 18, 30, 44 |
| 3 | 2 | 0:26 | EV | PIT | 1 | 87 S.CROSBY(10) | 12 R.MALONE(4) | 13 R.WHITNEY(6) | 1, 6, 7, 10, 11, 20 | 12, 17, 19, 30, 55, 87 |
| 4 | 3 | 10:34 | PP | PIT | 2 | 71 E.MALKIN(7) | 55 S.GONCHAR(12) | 87 S.CROSBY(17) | 1, 2, 8, 10, 18 | 17, 19, 30, 55, 71, 87 |
| 5 | 3 | 14:37 | EV | N.J. | 3 | 26 P.ELIAS(6) | 14 B.GIONTA(6) | | 1, 14, 18, 26, 27, 29 | 4, 19, 25, 27, 30, 37 |

NEW JERSEY DEVILS

PITTSBURGH PENGUINS

PENALTY SUMMARY

| # | Per | Time | Player | PIM | Penalty |
|---|-----|-------|----------------|-----|----------------|
| 1 | 1 | 18:46 | 2 V.VISHNEVSKI | 2 | Cross checking |
| 2 | 3 | 6:07 | 26 P.ELIAS | 2 | Hooking |
| 3 | 3 | 8:52 | 19 T.ZAJAC | 2 | Hooking |
| | | | | | TOT: 3-5 |

| # | Per | Time | Player | PIM | Penalty |
|---|-----|-------|------------------|-----|----------------------------|
| 1 | 1 | 7:07 | 8 M.RECOMI | 2 | Slashing |
| 2 | 1 | 10:00 | 16 E.CHRISTENSEN | 2 | Hooking |
| 3 | 2 | 4:17 | 27 G.LARAQUE | 2 | Slashing |
| 4 | 2 | 6:21 | 55 S.GONCHAR | 2 | Hooking |
| 5 | 2 | 7:57 | 44 B.BORPIK | 2 | Hooking |
| 6 | 2 | 13:26 | 10 G.ROBERTS | 2 | Interference on goalkeeper |
| | | | | | TOT: 6-12 |

BY PERIOD

| Per | Goals | Shots | PN | PIM |
|-----|-------|-------|----|-----|
| 1 | 2 | 5 | 1 | 2 |
| 2 | 0 | 10 | 0 | 0 |
| 3 | 1 | 6 | 2 | 4 |
| TOT | 3 | 21 | 3 | 6 |

| Per | Goals | Shots | PN | PIM |
|-----|-------|-------|----|-----|
| 1 | 0 | 7 | 2 | 4 |
| 2 | 1 | 7 | 4 | 8 |
| 3 | 1 | 11 | 0 | 0 |
| TOT | 2 | 25 | 6 | 12 |

POWERPLAYS (Goals-Opp. / Power Play Time)

| 5v4 | 5v3 | 4v3 | TOT |
|-----------|-----------|-----|-----------|
| 1-5/09:45 | 0-1/00:24 | | 1-6/10:09 |

| 5v4 | 5v3 | 4v3 | TOT |
|-----------|-----|-----|-----------|
| 1-3/05:42 | | | 1-3/05:42 |

EVEN STRENGTH (Goals-Occurrences / Time)

| 5v5 | 4v4 | 3v3 | TOT |
|-----------|-----|-----|-----------|
| 2-9/44:09 | | | 2-9/44:09 |

| 5v5 | 4v4 | 3v3 | TOT |
|-----------|-----|-----|-----------|
| 1-9/44:09 | | | 1-9/44:09 |

GOALTENDER SUMMARY

| NEW JERSEY DEVILS | | | | GOALS SHOTS AGAINST | | | | | | | |
|-------------------|---|-------------------|--|---------------------|-------|-------|-------|-----|-----|------|------|
| | | | | EV | PP | SH | TOT | 1 | 2 | 3 | TOT |
| 1 | G | WEEKES, KEVIN (W) | | 43:58 | 10:09 | 05:42 | 59:49 | 0-7 | 1-7 | 1-11 | 2-25 |
| 30 | G | BRODEUR, MARTIN | | | | | | | | | |
| EMPTY NET | | | | 00:11 | 00:00 | 00:00 | 00:11 | | | | |
| TEAM TOTALS | | | | 44:09 | 10:09 | 05:42 | 60:00 | 0-7 | 1-7 | 1-11 | 2-25 |

| PITTSBURGH PENGUINS | | | | GOALS SHOTS AGAINST | | | | | | | |
|---------------------|---|--------------------|--|---------------------|-------|-------|-------|-----|------|-----|------|
| | | | | EV | PP | SH | TOT | 1 | 2 | 3 | TOT |
| 29 | G | FLEURY, MARC-ANDRE | | | | | | | | | |
| 30 | G | SABOURIN, DANY (L) | | 44:09 | 05:42 | 10:09 | 60:00 | 2-5 | 0-10 | 1-6 | 3-21 |
| TEAM TOTALS | | | | 44:09 | 05:42 | 10:09 | 60:00 | 2-5 | 0-10 | 1-6 | 3-21 |

OFFICIALS

Referee: #39 Gord Dwyer
#8 Dave Jackson
Standby:

Linesman: #88 Mike Cvik
#79 Mark Pare
Standby:

3 STARS Picked By: Mellon Arena Media

| Team | Pos | Player |
|---------|-----|-------------|
| 1. N.J. | L | 26 P.ELIAS |
| 2. PIT | C | 87 S.CROSBY |
| 3. N.J. | L | 9 Z.PARISE |

12 87 17
11 71 8
37 25 27
10 16 18
19 4
44 5
3 55

VISITOR

HOME

Event Summary



3



2



Game
Monday, November 12, 2007
Attendance 17,096 at Mellon Arena
Start 7:38 EST ; End 10:01 EST
Game 0249
Final

NEW JERSEY DEVILS
Game 17 Away Game 12

PITTSBURGH PENGUINS
Game 18 Home Game 9

SHOTS SUMMARY (Goals-Shots On Goal)

| EV | PP | SH | TOT |
|------|-----|-----|------|
| 5v5 | 5v4 | 5v3 | 4v5 |
| 4v4 | 4v3 | 3v5 | 3v4 |
| 3v3 | | | |
| 2-13 | 1-7 | 0-1 | 3-21 |

| EV | PP | SH | TOT |
|------|-----|-----|------|
| 5v5 | 5v4 | 5v3 | 4v5 |
| 4v4 | 4v3 | 3v5 | 3v4 |
| 3v3 | | | |
| 1-17 | 1-8 | | 2-25 |

FACE-OFF SUMMARY (Face-offs Won-Face-offs Total / Percentage)

| EV | PP | SH | TOT |
|-----------|----------|---------|-----------|
| 10-33/30% | 6-14/43% | 4-9/44% | 20-56/36% |

| EV | PP | SH | TOT |
|-----------|---------|----------|-----------|
| 29-33/70% | 5-9/56% | 8-14/57% | 36-56/64% |

TEAM SUMMARY

| NEW JERSEY DEVILS | | G | A | P | +/- | PN | PIM | TOT | SHF | AVG | PP | SH | EV | S | A/B | MS | HT | GV | TK | BS | FW | FL | F% | |
|--------------------|-----------------------|----------|----------|----------|-----------|----------|----------|-------|-----|-------|-------|-------|-------|-----------|-----------|-----------|-----------|----------|----------|-----------|-----------|-----------|-----------|----|
| 2 | D MISHNEVSKI, VITALY | | | | +1 | 1 | 2 | 11:18 | 17 | 00:39 | 00:05 | 01:29 | 09:44 | 1 | | | | 2 | | | 2 | | | |
| 6 | D GREENE, ANDREW | | | | | | | 23:55 | 27 | 00:53 | 04:07 | 03:13 | 16:36 | 1 | | | | 2 | | | | | | |
| 7 | D MARTIN, PAUL | | | | -1 | | | 23:49 | 26 | 00:54 | 05:52 | 03:13 | 14:44 | 1 | | | 2 | 1 | | | | | | |
| 8 | D BROOKBANK, SHELDON | | | | | | | 10:05 | 15 | 00:40 | 00:05 | 01:29 | 08:31 | | | | | 1 | | | | | | |
| 9 | L PARISE, ZACH | 1 | 1 | 2 | +1 | | | 21:08 | 24 | 00:52 | 05:52 | 00:00 | 15:16 | 3 | 1 | | 2 | 1 | | | | | | |
| 10 | C BELLEY, RODNEY | | | | -1 | | | 17:12 | 24 | 00:43 | 00:05 | 02:25 | 14:42 | 2 | | | 3 | | | | | 1 | 3 | 25 |
| 11 | C MADDEN, JOHN | | | | -1 | | | 20:36 | 25 | 00:49 | 02:05 | 03:18 | 15:13 | | 1 | | 2 | 1 | 2 | | 1 | 7 | 13 | 35 |
| 14 | R GIONTA, BRIAN | | 2 | 2 | +1 | | | 16:55 | 21 | 00:48 | 05:57 | 00:15 | 10:43 | | | | | 2 | | | | | | |
| 16 | C ZUBRUS, DAINIUS | | 1 | 1 | +1 | | | 17:53 | 22 | 00:48 | 04:07 | 00:00 | 13:46 | 1 | 1 | | 1 | 2 | | | | 2 | 3 | 40 |
| 17 | C RUPP, MICHAEL | | | | | | | 04:21 | 5 | 00:52 | 00:00 | 00:00 | 04:21 | | | | | | | | | | | |
| 18 | C BRYLIN, SERGEI | | | | +1 | | | 18:58 | 29 | 00:39 | 03:32 | 02:23 | 13:03 | 1 | 1 | | 1 | | | | 1 | 1 | 8 | 11 |
| 19 | C ZAJAC, TRAVIS | | | | | | 2 | 20:58 | 26 | 00:48 | 05:52 | 00:00 | 15:06 | 2 | 1 | | | | | | | 9 | 9 | 50 |
| 20 | L PANDOLFO, JAY | | | | -1 | | | 17:38 | 25 | 00:42 | 01:04 | 02:48 | 13:46 | 1 | 1 | | 1 | 1 | | | | | | |
| 23 | R CLARKSON, DAVID | | | | | | | 07:56 | 12 | 00:39 | 01:45 | 00:00 | 06:06 | | | | | | | | | | | |
| 26 | L ELIAS, PATRIK | 1 | 1 | 2 | +1 | 1 | 2 | 16:51 | 21 | 00:48 | 06:08 | 00:15 | 10:28 | 7 | 5 | | 1 | | | | | | | |
| 27 | D MOTTAU, MIKE | | | | +1 | | | 09:04 | 14 | 00:38 | 00:05 | 01:00 | 07:59 | 1 | | | | | | | | | | |
| 28 | D RACHUNEK, KAREL | | | | | | | 17:35 | 21 | 00:50 | 03:32 | 01:00 | 13:03 | | 3 | | 1 | 1 | | | | | | |
| 29 | D ODUYA, DAVID JOHNNY | | | | | | | 18:17 | 21 | 00:52 | 00:29 | 00:00 | 17:48 | | 2 | | | | | | | | | |
| 1 | G WEEKES, KEVIN | | | | | | | | | | | | | | | | | | | | | | | |
| 30 | G BRODEUR, MARTIN | | | | | | | | | | | | | | | | | | | | | | | |
| TEAM TOTALS | | 3 | 5 | 8 | +5 | 3 | 6 | | | | | | | 21 | 17 | 18 | 14 | 2 | 2 | 12 | 20 | 36 | 36 | |

| PITTSBURGH PENGUINS | | G | A | P | +/- | PN | PIM | TOT | SHF | AVG | PP | SH | EV | S | A/B | MS | HT | GV | TK | BS | FW | FL | F% | |
|---------------------|----------------------|----------|----------|----------|-----------|----------|-----------|-------|-----|-------|-------|-------|-------|-----------|-----------|-----------|-----------|-----------|----------|-----------|-----------|-----------|-----------|-----|
| 3 | D DEATON, MARK | | | | | | | 20:34 | 23 | 00:53 | 00:00 | 05:22 | 15:12 | 2 | 1 | | | | | | 5 | | | |
| 4 | D SCUDERI, ROBERT | | | | -1 | | | 16:59 | 22 | 00:46 | 00:00 | 04:45 | 12:10 | | | | | | | | | 3 | | |
| 5 | D SYDOR, DARRYL | | | | -1 | | | 15:57 | 20 | 00:47 | 00:00 | 00:00 | 15:57 | 2 | | | | | 1 | | | 1 | | |
| 8 | R RECCHI, MARK | | | | | | 2 | 13:30 | 16 | 00:50 | 01:00 | 00:00 | 12:30 | 2 | | | | 1 | 1 | | | | | |
| 10 | L ROBERTS, GARY | | | | | | 1 | 11:02 | 15 | 00:44 | 01:44 | 00:00 | 09:18 | 1 | 2 | | 1 | 1 | | | | | | |
| 11 | C STALL, JORDAN | | | | | | | 17:02 | 21 | 00:46 | 00:00 | 05:41 | 11:21 | 1 | | | | | | | | 1 | 1 | 50 |
| 12 | L MALONE, RYAN | 1 | 1 | 1 | +1 | | | 16:36 | 22 | 00:45 | 00:16 | 03:35 | 12:45 | 1 | | | | | | 1 | 1 | | | |
| 16 | C CHRISTENSEN, ERIK | | | | | | 2 | 10:38 | 13 | 00:49 | 01:44 | 00:00 | 08:54 | 1 | | | | 1 | 1 | | | 5 | 2 | 71 |
| 17 | R SYKORA, PETR | | | | +1 | | | 18:45 | 21 | 00:53 | 03:58 | 00:00 | 14:47 | 4 | | | | | | | | | | |
| 18 | R HALL, ADAM | | | | | | | 14:43 | 18 | 00:49 | 00:00 | 03:29 | 08:14 | 1 | | | | | | | | | | |
| 19 | D WHITNEY, RYAN | | 1 | 1 | | | | 22:47 | 24 | 00:56 | 05:42 | 03:37 | 13:28 | | | | | 3 | | | | 2 | 3 | 40 |
| 25 | C TALBOT, MAXIME | | | | | | | 11:48 | 15 | 00:47 | 00:00 | 04:33 | 07:15 | 1 | | | | | | | | | | |
| 27 | R LARAQUE, GEORGES | | | | -1 | 1 | 2 | 09:48 | 13 | 00:45 | 00:00 | 00:00 | 09:48 | | 2 | | | 7 | 1 | | | | | |
| 37 | L RUUTU, JARKKO | | | | | | | 08:38 | 10 | 00:51 | 00:00 | 00:00 | 08:38 | | | | | 1 | 4 | | | | | |
| 44 | D ORPIK, BROOKS | | | | -1 | 1 | 2 | 16:08 | 19 | 00:50 | 00:00 | 00:46 | 15:22 | | 2 | | 1 | 5 | | | | 1 | 0 | 100 |
| 55 | D GONCHAR, SERGEI | | 1 | 1 | +1 | 1 | 2 | 27:29 | 27 | 01:01 | 05:42 | 05:20 | 16:27 | 1 | 3 | | | | | | | | | |
| 71 | C MALKIN, EVGENI | 1 | 1 | | | | | 17:16 | 20 | 00:51 | 03:42 | 00:00 | 13:34 | 2 | 1 | | | | | | | 5 | 2 | 71 |
| 87 | C CROSBY, SIDNEY | 1 | 1 | 2 | +1 | | | 19:47 | 21 | 00:56 | 04:42 | 00:00 | 15:05 | 6 | 1 | | 3 | 2 | | | | 1 | 17 | 6 |
| 29 | G FLEURY, MARC-ANDRE | | | | | | | | | | | | | | | | | | | | | | | |
| 30 | G SABOURIN, DANNY | | | | | | | | | | | | | | | | | | | | | | | |
| TEAM TOTALS | | 2 | 4 | 6 | -5 | 6 | 12 | | | | | | | 25 | 12 | 16 | 26 | 13 | 2 | 17 | 36 | 20 | 64 | |

G=Goals A=Assists P=Points +/-=Plus/Minus PN=Number of Penalties PIM=Penalty Minutes TOI=Time On Ice SHF=# of Shifts AVG=Average Time/Shift S=Shots on Goal A/B=Attempts Blocked MS=Missed Shots HT=Hits Given GV=Giveaways TK=Takeaways BS=Blocked Shots FW=Faceoffs Won FL=Faceoffs Lost F%=Faceoff Win Percentage PP=Power Play SH=Short Handed EV=Even Strength OT=Overtime TOT=Total

VISITOR

HOME

Game Summary



2



Game
Thursday, November 15, 2007
Attendance 16,972 at Mellon Arena
Start 7:46 EST ; End 10:07 EST
Game 0265
Final



3



NEW YORK ISLANDERS
Game 15 Away Game 6

PITTSBURGH PENGUINS
Game 19 Home Game 10

SCORING SUMMARY

| G | Per | Time | Str | Team | Goal | Scorer | Assist | Assist | NYI on Ice | PIT on Ice |
|---|-----|-------|-----|------|------|--------------|-----------------|--------------------|------------------------|------------------------|
| 1 | 1 | 14:17 | EV | NYI | 89 | M.COMRIE(6) | 32 B.WIET(3) | 7 T.HUNTER(4) | 7, 24, 26, 32, 39, 89 | 3, 11, 29, 48, 55, 71 |
| 2 | 1 | 18:22 | EV | PIT | 55 | S.GONCHAR(5) | 71 E.MALKIN(18) | 29 M.FLEURY(1) | 7, 8, 14, 39, 89 | 3, 11, 29, 55, 71 |
| 3 | 2 | 0:58 | PP | PIT | 17 | P.SYKORA(8) | 71 E.MALKIN(19) | 55 S.GONCHAR(13) | 10, 24, 32, 39 | 17, 29, 55, 58, 71, 87 |
| 4 | 2 | 8:51 | EV | NYI | 63 | J.VASICEK(6) | 8 B.GERVAIS(6) | 20 S.BERGENHEIM(3) | 8, 14, 20, 39, 63, 81 | 25, 27, 29, 37, 44, 58 |
| 5 | 2 | 16:45 | EV | PIT | 27 | G.LARAQUE(1) | 87 S.CROSBY(18) | | 10, 12, 24, 28, 32, 39 | 3, 4, 27, 29, 37, 87 |

NEW YORK ISLANDERS

PITTSBURGH PENGUINS

PENALTY SUMMARY

| # | Per | Time | Player | PIM | Penalty |
|---|-----|-------|-----------------|-----|----------------------------|
| 1 | 1 | 10:24 | 28 T.JACKMAN | 2 | Unsportsmanlike conduct |
| 2 | 1 | 17:05 | 20 S.BERGENHEIM | 2 | Interference on goalkeeper |
| 3 | 1 | 19:08 | 81 M.SAFAN | 2 | Holding |
| 4 | 1 | 19:36 | 11 A.HILBERT | 2 | Hooking |
| 5 | 2 | 12:59 | 18 M.SILLINGER | 2 | Hooking |
| 6 | 3 | 3:57 | 89 M.COMRIE | 2 | Hooking |
| 7 | 3 | 13:43 | 4 B.BERARD | 2 | Hooking |
| 8 | 3 | 19:42 | 13 B.GUERIN | 2 | Holding |
| | | | | | TOT: 8-16 |

| # | Per | Time | Player | PIM | Penalty |
|---|-----|-------|--------------|-----|-------------------------|
| 1 | 1 | 4:29 | 44 B.ORPIK | 2 | Hooking |
| 2 | 1 | 10:24 | 37 J.RUUTU | 2 | Unsportsmanlike conduct |
| 3 | 1 | 17:05 | 44 B.ORPIK | 2 | Roughing |
| 4 | 3 | 16:48 | 48 T.KENNEDY | 2 | Hooking |
| | | | | | TOT: 4-8 |

BY PERIOD

| Per | Goals | Shots | PN | PIM |
|-----|-------|-------|----|-----|
| 1 | 1 | 6 | 4 | 8 |
| 2 | 1 | 12 | 1 | 2 |
| 3 | 0 | 10 | 3 | 6 |
| TOT | 2 | 28 | 8 | 16 |

| Per | Goals | Shots | PN | PIM |
|-----|-------|-------|----|-----|
| 1 | 1 | 10 | 3 | 6 |
| 2 | 2 | 12 | 0 | 0 |
| 3 | 0 | 5 | 1 | 2 |
| TOT | 3 | 27 | 4 | 8 |

POWERPLAYS (Goals-Opp. / Power Play Time)

| 5v4 | 5v3 | 4v3 | TOT |
|-----------|-----|-----|-----------|
| 0-2/04:00 | | | 0-2/04:00 |

| 5v4 | 5v3 | 4v3 | TOT |
|-----------|-----------|-----------|-----------|
| 0-5/07:04 | 1-1/01:45 | 0-0/00:02 | 1-6/08:51 |

EVEN STRENGTH (Goals-Occurrences / Time)

| 5v5 | 4v4 | 3v3 | TOT |
|-----------|-----------|-----|------------|
| 2-8/43:11 | 0-2/03:58 | | 2-10/47:09 |

| 5v5 | 4v4 | 3v3 | TOT |
|-----------|-----------|-----|------------|
| 1-6/43:11 | 1-2/03:58 | | 2-10/47:09 |

GOALTENDER SUMMARY

| NEW YORK ISLANDERS | | TOI | | | | GOALS-SHOTS AGAINST | | | |
|---------------------|--------------------------|-------|-------|-------|-------|---------------------|------|------|------|
| | | EV | PP | SH | TOT | 1 | 2 | 3 | TOT |
| 34 | G DUBIELEWICZ, WADE | | | | | | | | |
| 39 | G DIPIETRO, RICK (L) | 46:15 | 03:52 | 08:42 | 58:49 | 1-10 | 2-12 | 0-5 | 3-27 |
| EMPTY NET | | 00:54 | 00:08 | 00:09 | 01:11 | | | | |
| TEAM TOTALS | | 47:09 | 04:00 | 08:51 | 60:00 | 1-10 | 2-12 | 0-5 | 3-27 |
| PITTSBURGH PENGUINS | | TOI | | | | GOALS-SHOTS AGAINST | | | |
| | | EV | PP | SH | TOT | 1 | 2 | 3 | TOT |
| 29 | G FLEURY, MARC-ANDRE (W) | 46:25 | 08:51 | 04:00 | 59:16 | 1-6 | 1-12 | 0-10 | 2-28 |
| 30 | G SABOURIN, DANY | 00:44 | 00:00 | 00:00 | 00:44 | | | | |
| EMPTY NET | | | | | | | | | |
| TEAM TOTALS | | 47:09 | 08:51 | 04:00 | 60:00 | 1-6 | 1-12 | 0-10 | 2-28 |

OFFICIALS

Referee: #43 Brian Pochmara
#23 Brad Watson
Standby:
Linesman: #93 Brian Murphy
#77 Tim Nowak
Standby:

3 STARS Picked By: Mellon Arena Media

- | Team | Pos | Player |
|--------|-----|--------------|
| 1. PIT | D | 55 S.GONCHAR |
| 2. PIT | R | 27 G.LARAQUE |
| 3. PIT | G | 29 M.FLEURY |

12 87 17 19 4
11 71 48 3 55
10 18 16 44 58
37 25 27

VISITOR

HOME

Event Summary



2



Game
Thursday, November 15, 2007
Attendance 16,972 at Mellon Arena
Start 7:46 EST ; End 10:07 EST
Game 0265
Final



3



NEW YORK ISLANDERS
Game 15 Away Game 6

PITTSBURGH PENGUINS
Game 19 Home Game 10

SHOTS SUMMARY (Goals-Shots On Goal)

| EV | PP | SH | TOT | EV | PP | SH | TOT |
|------|-----|-----|------|------|-----|-----|------|
| 2-25 | 0-1 | 0-2 | 2-28 | 2-20 | 1-7 | 0-2 | 3-27 |
| 5v5 | 5v4 | 5v3 | 4v5 | 4v4 | 4v3 | 3v5 | 3v4 |
| 2-24 | 0-1 | 0-2 | 0-1 | 1-18 | 0-5 | 1-2 | 1-2 |

FACE-OFF SUMMARY (Face-offs Won-Face-offs Total / Percentage)

| EV | PP | SH | TOT | EV | PP | SH | TOT |
|-----------|---------|----------|-----------|-----------|----------|-----------|-----------|
| 25-42/60% | 1-2/50% | 8-14/67% | 34-58/59% | 17-42/40% | 6-14/43% | 19-25/50% | 24-56/41% |

TEAM SUMMARY

| NEW YORK ISLANDERS | | G | A | P | + | PN | PIM | TOI | | | | S | A/B | MS | HT | GV | TK | BS | FW | FL | F% | | |
|--------------------|----------------------|----------|----------|----------|-----------|----------|-----------|-------|-----|-------|-------|-------|-------|-----------|-----------|-----------|-----------|----------|----------|-----------|-----------|-----------|-----------|
| | | TOT | SHF | AVG | PP | SH | EV | S | A/B | MS | HT | GV | TK | BS | FW | FL | F% | | | | | | |
| 4 | D BERARD, BRYAN | | | | | 1 | 2 | 18:22 | 21 | 00:52 | 02:23 | 00:18 | 15:41 | | | | | | | | | | |
| 7 | R HUNTER, TRENT | | | | | | | 17:44 | 21 | 00:50 | 02:08 | 02:07 | 13:29 | 2 | | 2 | | | | | | | |
| 8 | D GERVAIS, BRUNO | 1 | 1 | | | | | 17:16 | 23 | 00:45 | 01:30 | 02:28 | 13:18 | 1 | 2 | 2 | | | 1 | | | | |
| 10 | R PARK, RICHARD | | | | | | | 12:44 | 17 | 00:44 | 00:10 | 04:33 | 08:01 | 3 | | 2 | | | 1 | 7 | 3 | 70 | |
| 11 | C HILBERT, ANDY | | | | | 1 | 2 | 09:53 | 16 | 00:37 | 00:00 | 01:21 | 08:32 | 3 | | 2 | | | 1 | 1 | 0 | 100 | |
| 12 | L SIMON, CHRIS | | | | | | | 07:54 | 10 | 00:47 | 00:00 | 00:00 | 07:54 | 1 | | | | | | | | | |
| 13 | R GUERIN, BILL | | | | | 1 | 2 | 17:01 | 22 | 00:46 | 02:09 | 00:22 | 14:30 | 2 | 2 | | | | | | | | |
| 14 | D CAMPOLI, CHRIS | | | | | | | 18:07 | 20 | 00:54 | 02:43 | 00:52 | 14:32 | 1 | 1 | | | | | | | | |
| 18 | C SILLINGER, MICHAEL | | | | | 1 | 2 | 19:38 | 24 | 00:49 | 02:08 | 02:46 | 14:44 | 2 | 1 | | 1 | | | 14 | 7 | 67 | |
| 20 | L BERGENHEIM, SEAN | 1 | 1 | | | | 2 | 09:07 | 14 | 00:39 | 00:00 | 00:08 | 08:59 | 1 | | 1 | | | 1 | 0 | 100 | | |
| 24 | D MARTINEK, RADEK | | | | | | | 24:23 | 29 | 00:50 | 00:00 | 06:03 | 18:20 | 3 | | 1 | 1 | | 5 | | | | |
| 25 | D SUTTON, ANDY | | | | | | | 20:05 | 29 | 00:52 | 01:24 | 03:04 | 15:37 | 2 | | 3 | | | | | | | |
| 26 | L FEDOTENKO, RUSLAN | | | | | +1 | | 16:53 | 20 | 00:50 | 01:42 | 01:06 | 14:05 | 1 | 1 | 2 | 2 | | | | | | |
| 28 | R JACKMAN, TIM | | | | | | 2 | 05:18 | 8 | 00:39 | 00:00 | 00:00 | 05:08 | 1 | | | | | | | | | |
| 32 | D WITT, BRENDAN | 1 | 1 | | | | | 05:17 | 24 | 00:54 | 00:00 | 04:57 | 17:00 | 2 | 1 | 1 | 4 | 1 | | 3 | | | |
| 63 | C VASICEK, JOSEF | | | | | | | 14:33 | 20 | 00:43 | 00:00 | 01:47 | 12:46 | 1 | 1 | 1 | 3 | | | 7 | 5 | 58 | |
| 81 | R SATAN, MIROSLAV | | | | | +1 | 1 | 16:58 | 22 | 00:46 | 01:51 | 02:17 | 12:50 | 2 | | | | | | | | | |
| 89 | C COMRIE, MIKE | 1 | 1 | | | | 2 | 19:05 | 21 | 00:54 | 01:50 | 00:00 | 17:16 | 3 | | 2 | | | 4 | 9 | 31 | | |
| 34 | G DUBIELEWICZ, WADE | | | | | | | | | | | | | | | | | | | | | | |
| 39 | C DIPIETRO, RICK | | | | | | | | | | | | | | | | | | | | | | |
| TEAM TOTALS | | 2 | 4 | 6 | +1 | 8 | 16 | | | | | | | 28 | 10 | 10 | 21 | 4 | 2 | 11 | 34 | 24 | 59 |

| PITTSBURGH PENGUINS | | G | A | P | + | PN | PIM | TOI | | | | S | A/B | MS | HT | GV | TK | BS | FW | FL | F% | | |
|---------------------|----------------------|----------|----------|----------|-----------|----------|----------|-------|-----|-------|-------|-------|-------|-----------|-----------|-----------|-----------|-----------|----------|-----------|-----------|-----------|-----------|
| | | TOT | SHF | AVG | PP | SH | EV | S | A/B | MS | HT | GV | TK | BS | FW | FL | F% | | | | | | |
| 3 | D EATON, MARK | | | | | +1 | | 18:28 | 25 | 00:44 | 00:00 | 02:05 | 16:23 | 1 | | | | | | | | | |
| 4 | D SCUDERI, ROBERT | | | | | | | 19:31 | 26 | 00:46 | 00:00 | 01:56 | 17:36 | 1 | | | | | | | | | |
| 10 | L ROBERTS, GARY | | | | | | | 13:38 | 18 | 00:45 | 03:10 | 00:00 | 10:28 | | | 1 | | | 1 | | | | |
| 11 | C STALL, JORDAN | | | | | | | 16:59 | 21 | 00:48 | 00:02 | 02:31 | 14:26 | 1 | | 2 | 2 | 1 | | 1 | 1 | 50 | |
| 12 | L MALONE, RYAN | | | | | | | 17:45 | 22 | 00:48 | 00:12 | 01:24 | 16:09 | | | | 2 | 1 | | | | | |
| 16 | C CHRISTENSEN, ERIK | | | | | | | 12:34 | 16 | 00:47 | 02:48 | 00:00 | 09:46 | 2 | | | 2 | | | 5 | 2 | 71 | |
| 17 | R SYKORA, PETR | 1 | 1 | | | | | 19:31 | 22 | 00:53 | 06:05 | 00:00 | 13:26 | 3 | 4 | 2 | 1 | | 2 | 1 | | | |
| 18 | R HALL, ADAM | | | | | | | 11:48 | 17 | 00:41 | 00:00 | 02:17 | 09:31 | 1 | | | 2 | 1 | | 1 | 1 | 5 | |
| 19 | D WHITNEY, RYAN | | | | | | | 25:02 | 28 | 00:53 | 05:41 | 01:55 | 17:26 | 4 | 1 | | 2 | | 1 | | 3 | 25 | |
| 25 | C TALBOT, MAXIME | | | | | | | 08:32 | 10 | 00:39 | 00:00 | 01:15 | 05:17 | | | | | | | 1 | 3 | | |
| 27 | R LARAQUE, GEORGES | 1 | 1 | | | | | 07:34 | 10 | 00:45 | 00:00 | 00:00 | 07:34 | 1 | | | 1 | | | | | | |
| 37 | L RUUTU, JARKKO | | | | | | 2 | 06:19 | 10 | 00:37 | 00:00 | 00:00 | 06:19 | | | | | | | | | | |
| 44 | D ORPIK, BROOKS | | | | | -1 | 2 | 14:16 | 20 | 00:42 | 01:40 | 00:00 | 12:36 | | | | 3 | | | 1 | | | |
| 48 | C KENNEDY, TYLER | | | | | | 2 | 15:17 | 21 | 00:43 | 02:14 | 00:00 | 13:03 | 3 | 2 | 1 | 2 | 1 | | | | | |
| 55 | D GONCHAR, SERGEI | 1 | 1 | 2 | | | | 25:24 | 28 | 00:54 | 07:01 | 02:05 | 16:18 | 3 | 2 | | | | 1 | | | | |
| 68 | D LETANG, KRISTOPHER | | | | | | | 17:08 | 19 | 00:54 | 03:02 | 00:00 | 14:06 | 1 | | | 2 | 1 | | | | | |
| 71 | C MALKIN, EVGENI | 2 | 2 | | | | | 20:45 | 22 | 00:56 | 06:17 | 00:00 | 14:28 | 3 | 3 | 1 | | | 2 | 1 | 6 | 10 | |
| 87 | C CROSBY, SIDNEY | 1 | 1 | | | | | 24:14 | 26 | 00:58 | 06:04 | 00:33 | 17:40 | 3 | 1 | | 1 | | 1 | 1 | 10 | 13 | |
| 29 | G FLEURY, MARC-ANDRE | | | | | | | | | | | | | | | | | | | | | | |
| 30 | C SABOURIN, DANY | | | | | | | | | | | | | | | | | | | | | | |
| TEAM TOTALS | | 3 | 5 | 8 | -1 | 4 | 8 | | | | | | | 27 | 11 | 10 | 16 | 10 | 7 | 10 | 24 | 34 | 41 |

G=Goals A=Assists P=Points +/-=Plus/Minus PN=Number of Penalties PIM=Penalty Minutes TOI=Time On Ice SHF=# of Shifts AVG=Average Time/Shift S=Shots on Goal A/B=Attempts Blocked MS=Missed Shots HT=Hits Given GV=Giveaways TK=Takeaways BS=Blocked Shots FW=Faceoffs Won FL=Faceoffs Lost F%=Faceoff Win Percentage PP=Power Play SH=Short Handed EV=Even Strength OT=Overtime TOT=Total

VISITOR

HOME

Game Summary



4



Game
Saturday, November 17, 2007
Attendance 17,125 at Mellon Arena
Start 7:38 EST ; End 10:00 EST
Game 0284
Final



3



NEW YORK RANGERS
Game 20 Away Game 10

PITTSBURGH PENGUINS
Game 20 Home Game 11

SCORING SUMMARY

| G | Per | Time | Str | Team | Goal | Scorer | Assist | Assist | NYR on Ice | PIT on Ice |
|---|-----|-------|-----|------|------|----------------|------------------|---------------------|------------------------|------------------------|
| 1 | 1 | 5:51 | SH | PIT | 25 | M.TALBOT(5) | 87 S.CROSBY(19) | 55 S.GONCHAR(14) | 3, 5, 14, 19, 30, 68 | 3, 25, 29, 55, 87 |
| 2 | 1 | 8:51 | EV | PIT | 87 | S.CROSBY(11) | 17 P.SYKORA(6) | 55 S.GONCHAR(14) | 3, 14, 16, 18, 19, 30 | 3, 12, 17, 55, 71, 87 |
| 3 | 2 | 0:49 | EV | NYR | 3 | M.ROZSIVAL(6) | 17 B.DUBINSKY(2) | 44 R.HOLWEG(1) | 3, 17, 18, 30, 68, 81 | 25, 27, 29, 37, 44, 58 |
| 4 | 2 | 4:05 | SH | NYR | 3 | M.ROZSIVAL(6) | 16 S.AVERY(6) | 18 M.STAAL(2) | 3, 14, 16, 18, 30 | 17, 19, 29, 55, 71, 87 |
| 5 | 2 | 18:35 | PP | NYR | 5 | D.CIRARDI(2) | 25 P.PRUCHA(3) | 51 E.TYUTIN(3) | 5, 16, 23, 25, 30, 51 | 12, 19, 25, 29, 44 |
| 6 | 3 | 14:28 | EV | PIT | 17 | P.SYKORA(9) | 71 E.MALKIN(20) | 16 E.CHRISTENSEN(2) | 15, 27, 28, 30, 34, 44 | 16, 17, 29, 44, 58, 71 |
| 7 | OT | 1:40 | EV | NYR | 34 | J.STRUDWICK(4) | 27 P.MARA(4) | 19 S.GOMEZ(11) | 14, 19, 27, 30, 34 | 16, 17, 29, 44, 55 |

NEW YORK RANGERS

PITTSBURGH PENGUINS

PENALTY SUMMARY

| # | Per | Time | Player | PIM | Penalty |
|----------|-----|-------|---------------|-----|----------------|
| 1 | 2 | 2:55 | 23 C.DRURY | 2 | Delay of game |
| 2 | 2 | 12:29 | 17 B.DUBINSKY | 5 | Fighting (maj) |
| TOT: 2-7 | | | | | |

| # | Per | Time | Player | PIM | Penalty |
|-----------|-----|-------|------------------|-----|----------------|
| 1 | 1 | 4:18 | 12 R.MALONE | 2 | Tipping |
| 2 | 1 | 14:55 | 18 A.HALL | 2 | Hooking |
| 3 | 2 | 5:11 | 16 E.CHRISTENSEN | 2 | Tipping |
| 4 | 2 | 12:29 | 37 J.RUUTU | 2 | Boarding |
| 5 | 2 | 12:29 | 37 J.RUUTU | 5 | Fighting (maj) |
| 6 | 2 | 16:54 | 4 R.SCUDERI | 2 | Hooking |
| 7 | 3 | 1:50 | 71 E.MALKIN | 2 | Hooking |
| TOT: 7-17 | | | | | |

BY PERIOD

| Per | Goals | Shots | PN | PIM |
|-----|-------|-------|----|-----|
| 1 | 0 | 11 | 0 | 0 |
| 2 | 3 | 10 | 2 | 7 |
| 3 | 0 | 4 | 0 | 0 |
| OT | 1 | 1 | 0 | 0 |
| TOT | 4 | 26 | 2 | 7 |

| Per | Goals | Shots | PN | PIM |
|-----|-------|-------|----|-----|
| 1 | 2 | 12 | 2 | 4 |
| 2 | 0 | 8 | 4 | 11 |
| 3 | 1 | 3 | 1 | 2 |
| OT | 0 | 0 | 0 | 0 |
| TOT | 3 | 23 | 7 | 17 |

POWERPLAYS (Goals-Opp. / Power Play Time)

| 5v4 | 5v3 | 4v3 | TOT |
|-----------|-----|-----|-----------|
| 1-6/11:41 | | | 1-6/11:41 |

| 5v4 | 5v3 | 4v3 | TOT |
|-----------|-----|-----|-----------|
| 0-1/02:00 | | | 0-1/02:00 |

EVEN STRENGTH (Goals-Occurrences / Time)

| 5v5 | 4v4 | 3v3 | TOT |
|-----------|-----------|-----|-----------|
| 1-8/46:19 | 1-1/04:40 | | 2-9/47:59 |

| 5v5 | 4v4 | 3v3 | TOT |
|-----------|-----------|-----|-----------|
| 2-8/46:19 | 0-1/01:40 | | 2-9/47:59 |

GOALTENDER SUMMARY

| NEW YORK RANGERS | | TOT | | | | GOALS SHOTS AGAINST | | | | |
|------------------|-------------------------|-------|-------|-------|-------|---------------------|-----|-----|----|------|
| | | EV | PP | SH | TOT | 1 | 2 | 3 | OT | TOT |
| 30 | G LUNDQVIST, HENRIK (W) | 47:56 | 11:41 | 02:00 | 61:37 | 2-12 | 0-8 | 1-3 | | 3-23 |
| 40 | G VALIQUETTE, STEPHEN | 00:03 | 00:00 | 00:00 | 00:03 | | | | | |
| EMPTY NET | | | | | | | | | | |
| TEAM TOTALS | | 47:59 | 11:41 | 02:00 | 61:40 | 2-12 | 0-8 | 1-3 | | 3-23 |

| PITTSBURGH PENGUINS | | TOT | | | | GOALS SHOTS AGAINST | | | | |
|---------------------|---------------------------|-------|-------|-------|-------|---------------------|------|-----|-----|------|
| | | EV | PP | SH | TOT | 1 | 2 | 3 | OT | TOT |
| 29 | G FLEURY, MARC-ANDRE (OT) | 47:32 | 02:00 | 11:41 | 61:13 | 0-11 | 3-10 | 0-4 | 1-1 | 4-26 |
| 30 | G SABOURIN, DANY | 00:27 | 00:00 | 00:00 | 00:27 | | | | | |
| EMPTY NET | | | | | | | | | | |
| TEAM TOTALS | | 47:59 | 02:00 | 11:41 | 61:40 | 0-11 | 3-10 | 0-4 | 1-1 | 4-26 |

OFFICIALS

Referee: #13 Dan O'Halloran Linesman: #59 Steve Barton
#27 Eric Furlatt #67 Pierre Champoux
Standby:

3 STARS Picked By: Mellon Arena Media

| | Team | Pos | Player |
|----|------|-----|----------------|
| 1. | NYR | D | 3 M.ROZSIVAL |
| 2. | PIT | C | 87 S.CROSBY |
| 3. | NYR | D | 34 J.STRUDWICK |

Handwritten notes:
 3 off zee.
 12 87 17 19 4
 37 25 27 3 55
 11 71 8 44 58
 10 18 16
 They next go?
 New
 mald zee play
 Arm

VISITOR

HOME

Event Summary



4



Game
Saturday, November 17, 2007
Attendance 17,125 at Mellon Arena
Start 7:38 EST; End 10:00 EST
Game 0284
Final



3



NEW YORK RANGERS
Game 20 Away Game 10

PITTSBURGH PENGUINS
Game 20 Home Game 11

SHOTS SUMMARY (Goals-Shots On Goal)

| NEW YORK RANGERS | | | | | | | PITTSBURGH PENGUINS | | | | | | |
|------------------|-----|-----|-----|-----|-----|-----|---------------------|-----|-----|-----|-----|-----|-----|
| EV | PP | | SH | | TOT | | EV | PP | | SH | | TOT | |
| 12:18 | 5v5 | 5v4 | 5v3 | 4v5 | 4v4 | 4v3 | 2:19 | 5v5 | 5v4 | 5v3 | 4v5 | 4v4 | 4v3 |
| 1-17 | 1-7 | 1-1 | 1-1 | | | | 2-19 | 0-3 | 1-1 | 1-1 | | | |

FACE-OFF SUMMARY (Face-offs Won-Face-offs Total / Percentage)

| EV | PP | SH | TOT | EV | PP | SH | TOT |
|-----------|---------|---------|-----------|-----------|---------|---------|-----------|
| 24/38/65% | 3/3/38% | 1/3/33% | 25/49/51% | 17/38/45% | 2/3/67% | 5/8/63% | 24/49/49% |

TEAM SUMMARY

| NEW YORK RANGERS | | | | | | | | | | | PITTSBURGH PENGUINS | | | | | | | | | | | | | | | | | | | | | |
|------------------|---|---------------------|---|---|----|-----|-------|-----|-------|-------|---------------------|-------|----|-----|----|----|----|----|----|----|----|----|----|----|----|----|---|---|---|----|----|----|
| G | A | P | + | - | PN | PIM | TOT | SHF | AVG | PP | SH | EV | S | A/B | MS | HT | GV | TK | BS | FW | FL | F% | | | | | | | | | | |
| 3 | D | ROZSIVAL, MICHAL | 2 | 2 | | | 26:27 | 27 | 00:58 | 08:08 | 00:34 | 17:45 | 2 | 1 | 1 | 1 | | 1 | 1 | | | | | | | | | | | | | |
| 5 | D | GIRARDI, DANIEL | 1 | 1 | | | 20:46 | 30 | 00:41 | 04:00 | 00:52 | 15:24 | 2 | 1 | | | | | | | | | | | | | | | | | | |
| 10 | L | DAVES, NIGEL | | | | | 11:10 | 14 | 00:47 | 00:47 | 00:00 | 10:23 | 1 | 1 | | | | 1 | | | | | | | | | | | | | | |
| 14 | L | SHANAHAN, BRENDAN | | | | | 23:27 | 24 | 00:68 | 07:37 | 00:34 | 15:16 | 3 | 1 | | | | | | | | | | | | | | | | | | |
| 15 | C | BETTS, BLAIR | | | -1 | | 10:20 | 16 | 00:38 | 00:00 | 01:10 | 09:10 | | | | | | | 1 | 5 | 4 | 56 | | | | | | | | | | |
| 16 | L | AVERY, SEAN | | | | | 17:54 | 24 | 00:44 | 02:56 | 00:25 | 14:33 | | | 2 | 3 | | | | | | | | | | | | | | | | |
| 17 | C | DUBINSKY, BRANDON | 1 | 1 | +1 | 1 | 15:47 | 19 | 00:49 | 01:26 | 00:16 | 14:05 | 1 | | | 3 | 1 | | | 6 | 4 | 60 | | | | | | | | | | |
| 18 | D | STAAL, MARC | | | | | 19:40 | 23 | 00:51 | 00:20 | 00:34 | 18:46 | 3 | | | 2 | | | | | | | | | | | | | | | | |
| 19 | C | GOMEZ, SCOTT | 1 | 1 | -1 | | 22:56 | 24 | 00:57 | 08:13 | 00:09 | 14:34 | 3 | 2 | | | | | 1 | 6 | 7 | 46 | | | | | | | | | | |
| 23 | C | DRURY, CHRIS | | | | 2 | 15:33 | 22 | 00:42 | 03:28 | 00:00 | 12:05 | | 2 | | 3 | | | | 8 | 9 | 47 | | | | | | | | | | |
| 25 | R | PRUCHA, PETR | 1 | 1 | | | 11:00 | 16 | 00:41 | 02:18 | 00:00 | 08:42 | 1 | 1 | | | | | | | | | | | | | | | | | | |
| 27 | D | MARA, PAUL | | | | | 21:22 | 25 | 00:51 | 06:53 | 00:34 | 13:55 | 3 | | | | | | | | | | | | | | | | | | | |
| 28 | R | ORR, COLTON | | | -1 | | 07:26 | 10 | 00:44 | 00:00 | 00:00 | 07:26 | | | | 1 | | | | 1 | | | | | | | | | | | | |
| 34 | D | STRUDWICK, JASON | | | | | 13:47 | 20 | 00:41 | 00:00 | 00:34 | 13:13 | 2 | | | 1 | | | | | | | | | | | | | | | | |
| 44 | L | HOLLWEG, RYAN | 1 | 1 | -1 | | 09:25 | 13 | 00:43 | 00:20 | 00:00 | 09:05 | | | 1 | 5 | 1 | | | | | | | | | | | | | | | |
| 51 | D | TYUTIN, FEDOR | | | | | 21:18 | 31 | 00:41 | 03:31 | 00:52 | 16:55 | 4 | 1 | | 5 | | | | 2 | | | | | | | | | | | | |
| 68 | R | JAGR, JAROMIR | | | | | 22:26 | 22 | 01:01 | 07:58 | 00:16 | 14:12 | | | | 1 | | | | | | | | | | | | | | | | |
| 81 | L | HOSSA, MARCEL | | | +1 | | 13:59 | 20 | 00:41 | 00:00 | 01:10 | 12:49 | 2 | 1 | | 1 | | | | | | | | | | | | | | | | |
| 30 | G | LUNDQVIST, HENRIK | | | | | | | | | | | | | | | | | | | | | | | | | | | | | | |
| 40 | G | VALIQUETTE, STEPHEN | | | | | | | | | | | | | | | | | | | | | | | | | | | | | | |
| TEAM TOTALS | | | | | | | | | | | 4 | 8 | 12 | -2 | 2 | 7 | | | | | | | 26 | 13 | 12 | 29 | 3 | 5 | 8 | 25 | 24 | 51 |

| PITTSBURGH PENGUINS | | | | | | | | | | | NEW YORK RANGERS | | | | | | | | | | | | | | | | | | | | | |
|---------------------|---|--------------------|---|---|----|-----|-------|-----|-------|-------|------------------|-------|---|-----|----|----|----|----|----|----|----|----|----|---|---|----|---|---|----|----|----|----|
| G | A | P | + | - | PN | PIM | TOT | SHF | AVG | PP | SH | EV | S | A/B | MS | HT | GV | TK | BS | FW | FL | F% | | | | | | | | | | |
| 3 | D | EATON, MARK | | | +2 | | 23:29 | 26 | 00:54 | 00:00 | 07:05 | 16:24 | | 1 | | | | | | 2 | | | | | | | | | | | | |
| 4 | D | SCUDERI, ROBERT | | | | 2 | 18:47 | 25 | 00:45 | 00:00 | 03:49 | 14:58 | 1 | | | | | | | 1 | | | | | | | | | | | | |
| 8 | R | RECCHI, MARK | | | | | 16:02 | 20 | 00:48 | 00:50 | 00:00 | 15:12 | 3 | | | 2 | 1 | | | | | | | | | | | | | | | |
| 10 | L | ROBERTS, GARY | | | | | 08:50 | 14 | 00:37 | 00:50 | 00:00 | 08:00 | 1 | | | | | | | | | | | | | | | | | | | |
| 11 | C | STAAL, JORDAN | | | | | 19:24 | 26 | 00:44 | 00:00 | 07:40 | 11:44 | | | | | 1 | | | 1 | 1 | 50 | | | | | | | | | | |
| 12 | L | MALONE, RYAN | | | | 2 | 19:53 | 26 | 00:45 | 00:00 | 04:03 | 15:50 | | | | 5 | | | | | | | | | | | | | | | | |
| 16 | C | CHRISTENSEN, ERIK | 1 | 1 | | 1 | 11:34 | 18 | 00:38 | 00:50 | 00:00 | 10:44 | 1 | 1 | 1 | 1 | | | | 6 | 2 | 75 | | | | | | | | | | |
| 17 | R | SYKORA, PETR | 1 | 1 | | | 18:27 | 23 | 00:48 | 01:10 | 00:00 | 17:17 | 3 | 1 | | | | | | | | | | | | | | | | | | |
| 18 | R | HALL, ADAM | | | | 2 | 14:15 | 21 | 00:40 | 00:00 | 05:48 | 08:27 | | | | 2 | | | | 1 | 4 | 2 | 67 | | | | | | | | | |
| 19 | D | WHITNEY, RYAN | | | | | 22:19 | 27 | 00:49 | 01:10 | 04:36 | 16:33 | | | | 1 | | | | | | | | | | | | | | | | |
| 25 | C | TALBOT, MAXIME | 1 | 1 | | | 10:06 | 14 | 00:43 | 00:00 | 04:01 | 06:05 | 2 | 1 | | | | | | | | | | | | | | | | | | |
| 27 | R | BARQUE, GEORGES | | | | | 09:16 | 12 | 00:46 | 00:00 | 00:00 | 09:16 | 1 | 1 | 1 | 1 | | | | 1 | 1 | 5 | 17 | | | | | | | | | |
| 37 | L | RUUTU, JARKKO | | | -1 | 2 | 05:50 | 7 | 00:50 | 00:00 | 00:00 | 05:50 | | | | 2 | 1 | | | | | | | | | | | | | | | |
| 44 | D | ORRICK, BROOKS | | | | | 15:51 | 19 | 00:50 | 00:50 | 00:47 | 14:14 | | 2 | | | | | | | | | | | | | | | | | | |
| 55 | D | GONCHAR, SERGEI | 1 | 1 | | | 27:00 | 30 | 00:54 | 01:10 | 07:05 | 18:45 | 1 | 1 | | 3 | 1 | | 2 | | | | | | | | | | | | | |
| 58 | D | LETANG, KRISTOPHER | | | | | 15:54 | 18 | 00:53 | 00:50 | 00:00 | 15:04 | 2 | | | 1 | | | | | | | | | | | | | | | | |
| 71 | C | MALKIN, EVGENI | 1 | 1 | +1 | 1 | 19:24 | 24 | 00:48 | 01:10 | 00:00 | 18:14 | 4 | | 1 | | | 2 | | 5 | 4 | 56 | | | | | | | | | | |
| 87 | C | CROSBY, SIDNEY | 1 | 1 | 2 | | 19:05 | 25 | 00:45 | 01:10 | 01:50 | 16:06 | 3 | | 1 | 2 | 1 | | 1 | 7 | 11 | 39 | | | | | | | | | | |
| 29 | G | FLEURY, MARC-ANDRE | | | | | | | | | | | | | | | | | | | | | | | | | | | | | | |
| 30 | G | SABOURIN, DANY | | | | | | | | | | | | | | | | | | | | | | | | | | | | | | |
| TEAM TOTALS | | | | | | | | | | | 3 | 5 | 8 | +1 | 7 | 17 | | | | | | | 23 | 8 | 6 | 23 | 6 | 2 | 13 | 24 | 25 | 49 |

G=Goals A=Assists P=Points +/-=Plus/Minus PN=Number of Penalties PIM=Penalty Minutes TOI=Time On Ice SHF=# of Shifts AVG=Average Time/Shift S=Shots on Goal A/B=Attempts Blocked MS=Missed Shots HT=Hits Given GV=Giveaways TK=Takeaways BS=Blocked Shots FW=Faceoffs Won FL=Faceoffs Lost F%=Faceoff Win Percentage PP=Power Play SH=Short Handed EV=Even Strength OT=Overtime TOT=Total

VISITOR

HOME

Game Summary



2



Game
Wednesday, November 21, 2007
Attendance 17,132 at Mellon Arena
Start 7:38 EST ; End 10:01 EST
Game 0305
Final



1



NEW JERSEY DEVILS
Game 21 Away Game 14

PITTSBURGH PENGUINS
Game 21 Home Game 12

SCORING SUMMARY

| G | Per | Time | Str | Team | Goal | Scorer | Assist | Assist | N.J. on Ice | PIT on Ice |
|---|-----|-------|-----|------|------|--------------|------------|---------------------|------------------------|-----------------------|
| 1 | 1 | 14:50 | PP | N.J. | 9 | Z.PARISE (7) | 15 | J.LANGENBRUNNER (1) | 9, 14, 15, 19, 27, 30 | 4, 11, 16, 20, 29 |
| 2 | 3 | 2:33 | PP | N.J. | 9 | Z.PARISE (8) | 15 | J.LANGENBRUNNER (2) | 9, 14, 15, 26, 27, 30 | 3, 11, 20, 29, 55 |
| 3 | 3 | 7:11 | EV | PIT | 7 | E.MALKIN (8) | unassisted | | 14, 15, 16, 27, 29, 30 | 3, 16, 20, 29, 55, 71 |

NEW JERSEY DEVILS

PITTSBURGH PENGUINS

PENALTY SUMMARY

| # | Per | Time | Player | PIM | Penalty | # | Per | Time | Player | PIM | Penalty | | | | | | |
|---|-----|-------|--------|--------------|-----------|---|-----|-------|--------|---------------|---------|----------------|------|-----------|----------|---|-------------------------|
| 1 | 1 | 0:02 | 23 | D.CLARKSON | 5 | 5 | 1 | 0:02 | 12 | R.MALONE | 5 | Fighting (maj) | | | | | |
| 2 | 2 | 10:14 | 29 | D.ODUYA | 2 | 2 | 1 | 12:45 | 16 | E.CHRISTENSEN | 2 | Holding | | | | | |
| 3 | 3 | 7:32 | 8 | S.BROOKBANK | 2 | 3 | 1 | 13:46 | 18 | A.HALL | 2 | Holding | | | | | |
| 4 | 3 | 11:14 | 29 | D.ODUYA | 2 | 4 | 2 | 16:41 | 20 | C.ARMSTRONG | 2 | Holding | | | | | |
| 5 | 3 | 12:45 | 2 | V.VISHNEVSKI | 2 | 5 | 2 | 19:34 | 17 | F.SYKORA | 2 | Hooking | | | | | |
| | | | | | TOT: 5:13 | | | | | | 6 | 3 | 1:58 | 87 | S.CROSBY | 2 | Tripping |
| | | | | | | | | | | | 7 | 3 | 2:33 | 7 | | 2 | Unsportsmanlike conduct |
| | | | | | | | | | | | | | | TOT: 7:47 | | | |

BY PERIOD

| Per | Goals | Shots | PN | PIM | Per | Goals | Shots | PN | PIM |
|-----|-------|-------|----|-----|-----|-------|-------|----|-----|
| 1 | 1 | 12 | 4 | 5 | 1 | 0 | 8 | 3 | 9 |
| 2 | 0 | 8 | 1 | 2 | 2 | 0 | 10 | 2 | 4 |
| 3 | 1 | 8 | 3 | 6 | 3 | 1 | 10 | 2 | 4 |
| TOT | 2 | 28 | 5 | 13 | TOT | 1 | 26 | 7 | 17 |

POWERPLAYS (Goals-Opp. / Power Play Time)

| 5v4 | 5v3 | 4v3 | TOT | 5v4 | 5v3 | 4v3 | TOT |
|-----------|-----------|-----|-----------|-----------|-----------|-----|-----------|
| 2:5/06:40 | 0:1/02:00 | | 2:6/08:40 | 0:3/06:56 | 0:1/00:35 | | 0:4/07:31 |

EVEN STRENGTH (Goals-Occurrences / Time)

| 5v5 | 4v4 | 3v3 | TOT | 5v5 | 4v4 | 3v3 | TOT |
|-----------|-----|-----|-----------|-----------|-----|-----|-----------|
| 0:8/43:49 | | | 0:8/43:49 | 1:8/43:49 | | | 1:8/43:49 |

GOALTENDER SUMMARY

| NEW JERSEY DEVILS | | | | TOT | | | | GOALS: SHOTS AGAINST | | | |
|-------------------|-----------------------|-------|-------|-------|-------|-------|-------|----------------------|------|------|------|
| | EV | PP | SH | TOT | 1 | 2 | 3 | TOT | | | |
| 1 | G WEEKES, KEVIN | | | | | | | | | | |
| 30 | G BRODEUR, MARTIN (W) | 43:42 | 08:40 | 07:31 | 59:53 | 0-6 | 0-10 | 1-10 | 1-26 | | |
| EMPTY NET | | | | 00:07 | 00:00 | 00:00 | 00:07 | | | | |
| TEAM TOTALS | | | | 43:49 | 08:40 | 07:31 | 60:00 | 0-6 | 0-10 | 1-10 | 1-26 |

| PITTSBURGH PENGUINS | | | | TOT | | | | GOALS: SHOTS AGAINST | | | |
|---------------------|--------------------------|-------|-------|-------|-------|-------|-------|----------------------|------|-----|------|
| | EV | PP | SH | TOT | 1 | 2 | 3 | TOT | | | |
| 29 | G FLEURY, MARC-ANDRE (L) | 42:34 | 07:31 | 08:40 | 58:45 | 1-12 | 0-8 | 1-8 | 2-28 | | |
| 30 | G SABOURIN, DANY | | | | | | | | | | |
| EMPTY NET | | | | 01:15 | 00:00 | 00:00 | 01:15 | | | | |
| TEAM TOTALS | | | | 43:49 | 07:31 | 08:40 | 60:00 | 1-12 | 0-8 | 1-8 | 2-28 |

OFFICIALS

Referee: #10 Paul Devorski
#40 Steve Kozari
Standby:

Linesman: #75 Derek Amell
#91 Don Henderson
Standby:

3 STARS Picked By: Mellon Arena Media

| Team | Pos | Player |
|---------|-----|--------------------|
| 1. N.J. | L | 9 Z.PARISE |
| 2. N.J. | G | 30 M.BRODEUR |
| 3. N.J. | R | 15 J.LANGENBRUNNER |

© Copyright 2007, National Hockey League 2007-11-21-22.04.15

| | | | | |
|----|----|----|----|----|
| 12 | 87 | 17 | 19 | 4 |
| 16 | 71 | 20 | 3 | 55 |
| 10 | 11 | 48 | 44 | 58 |
| 37 | 18 | 27 | | |

VISITOR

HOME

Event Summary



Game
Wednesday, November 21, 2007
Attendance 17,132 at Mellon Arena
Start 7:38 EST ; End 10:01 EST
Game 0305
Final



NEW JERSEY DEVILS
Game 21 Away Game 14

PITTSBURGH PENGUINS
Game 21 Home Game 12

SHOTS SUMMARY (Goals-Shots On Goal)

| EV | | PP | | SH | | TOT | | |
|------|------|-----|-----|------|-----|-----|-----|--|
| 0-15 | 2-13 | | | 2-28 | | | | |
| 5v5 | 5v4 | 5v3 | 4v5 | 4v4 | 4v3 | 3v5 | 3v4 | |
| 0-15 | 2-11 | 0-2 | | | | | | |

| EV | | PP | | SH | | TOT | |
|------|-----|-----|-----|------|-----|-----|-----|
| 1-18 | 0-7 | 0-1 | | 1-26 | | | |
| 5v5 | 5v4 | 5v3 | 4v5 | 4v4 | 4v3 | 3v5 | 3v4 |
| 1-18 | 0-6 | 0-1 | 0-1 | | | | |

FACE-OFF SUMMARY (Face-offs Won-Face-offs Total / Percentage)

| EV | PP | SH | TOT |
|-----------|----------|---------|-----------|
| 13-34/38% | 7-11/64% | 5-8/63% | 25-53/47% |

| EV | PP | SH | TOT |
|-----------|---------|----------|-----------|
| 21-54/62% | 3-8/38% | 4-11/36% | 28-53/53% |

TEAM SUMMARY

| NEW JERSEY DEVILS | | G | A | P | PN | PIM | TOI | | | | S | A/B | MS | HT | GV | TK | BS | FW | FL | F% | | | |
|-------------------|------------------------|-----|-----|-----|----|-----|-------|----|-------|-------|-------|-------|----|----|----|----|----|----|----|-----|----|----|----|
| | | TOT | SHF | AVG | PP | SH | EV | PP | SH | EV | | | | | | | | | | | | | |
| 2 | D MISHNEVSKI, VITALY | | | | 1 | 2 | 19:45 | 25 | 00:47 | 00:19 | 02:34 | 16:52 | | | 2 | | | | 3 | | | | |
| 5 | D WHITE, COLIN (JOHN) | | | | | | 17:25 | 23 | 00:45 | 00:00 | 03:41 | 13:44 | | | 6 | | | | 2 | | | | |
| 6 | D GREENE, ANDREW | | | | | | 20:30 | 26 | 00:47 | 02:33 | 03:44 | 14:13 | 1 | 1 | | | | 1 | | | | | |
| 8 | D BROOKBANK, SHELDON | | | | 1 | 2 | 17:23 | 22 | 00:47 | 00:09 | 02:22 | 14:52 | 4 | 1 | | | | | | | | | |
| 9 | L PARISE, ZACH | 2 | 2 | | | | 19:54 | 25 | 00:47 | 06:13 | 00:00 | 13:41 | 5 | | 1 | | | 1 | 1 | | | | |
| 10 | C REULEY, RODNEY | | | | | | 07:45 | 11 | 00:42 | 00:00 | 02:54 | 04:51 | 1 | | 1 | 1 | | 3 | 2 | 60 | | | |
| 11 | C MADDEN, JOHN | | | | -1 | | 20:26 | 28 | 00:43 | 00:43 | 04:19 | 15:24 | 2 | | | 1 | | 10 | 10 | 50 | | | |
| 14 | R GIONTA, BRIAN | | 1 | 1 | | | 20:24 | 24 | 00:53 | 06:13 | 00:11 | 15:00 | 2 | 1 | 1 | | | | | | | | |
| 15 | R LANGENBRUNNER, JAMIE | 2 | 2 | -1 | | | 16:05 | 20 | 00:48 | 05:53 | 00:00 | 10:12 | 8 | 3 | 3 | | | | | | | | |
| 16 | C ZUBRUS, DAINIUS | | | | | | 12:32 | 18 | 00:41 | 01:35 | 00:00 | 10:57 | 2 | | | | | 1 | 0 | 100 | | | |
| 18 | C BRYLIN, SERGEI | | | | | | 13:38 | 19 | 00:43 | 01:44 | 03:07 | 08:47 | 2 | | 2 | | | 1 | 3 | 3 | 50 | | |
| 19 | C ZAJAC, TRAVIS | | | | | | 04:54 | 7 | 00:42 | 01:04 | 00:00 | 03:50 | | | | | | 2 | 2 | 50 | | | |
| 20 | L PANDOLFO, JAY | | | | | | 19:38 | 28 | 00:42 | 00:43 | 03:29 | 15:26 | 1 | 1 | | | | 3 | | | | | |
| 22 | R ASHAM, ARRON | | | | | | 10:26 | 14 | 00:44 | 01:35 | 00:00 | 08:51 | 2 | | 1 | 2 | | | | | | | |
| 23 | R CLARKSON, DAVID | | | | 1 | 5 | 12:07 | 20 | 00:36 | 00:43 | 00:00 | 11:24 | 1 | 5 | 1 | 1 | | | | | | | |
| 26 | L ELIAS, PATRIK | | | | | | 18:16 | 22 | 00:49 | 05:16 | 00:16 | 12:42 | 3 | 1 | | | | 6 | 11 | 35 | | | |
| 27 | D MOTTAW, MIKE | 1 | 1 | -1 | | | 21:31 | 24 | 00:53 | 06:24 | 01:36 | 13:31 | | | | 1 | | | | | | | |
| 29 | D ODUYA, DAVID JOHNNY | | | | 2 | 4 | 18:26 | 22 | 00:50 | 02:11 | 01:20 | 14:55 | | | 1 | | | | | | | | |
| 1 | G WEEKES, KEVIN | | | | | | | | | | | | | | | | | | | | | | |
| 30 | C BRODEUR, MARTIN | | | | | | | | | | | | | | | | | | | | | | |
| TEAM TOTALS | | 2 | 4 | 6 | -5 | 5 | 13 | | | | | | | 28 | 17 | 11 | 15 | 3 | 2 | 16 | 25 | 28 | 47 |

| PITTSBURGH PENGUINS | | G | A | P | PN | PIM | TOI | | | | S | A/B | MS | HT | GV | TK | BS | FW | FL | F% | | | |
|---------------------|----------------------|-----|-----|-----|----|-----|-------|----|-------|-------|-------|-------|----|----|----|----|----|----|----|----|----|----|----|
| | | TOT | SHF | AVG | PP | SH | EV | PP | SH | EV | | | | | | | | | | | | | |
| 3 | D EATON, MARK | | | | +1 | | 17:51 | 25 | 00:42 | 00:18 | 05:13 | 12:20 | 1 | | 1 | | | | | | | | |
| 4 | D SCUDERI, ROBERT | | | | | | 17:53 | 23 | 00:46 | 00:00 | 03:00 | 14:53 | 1 | | | | | | | | | | |
| 10 | L ROBERTS, GARY | | | | | | 12:46 | 18 | 00:42 | 02:28 | 00:00 | 10:18 | 2 | 1 | 2 | 1 | | 1 | | | | | |
| 11 | C STAL, JORDAN | | | | | | 14:31 | 22 | 00:39 | 00:33 | 05:21 | 08:37 | 2 | 2 | | | | 1 | 8 | 4 | 67 | | |
| 12 | L MALONE, RYAN | | | | 1 | 5 | 16:21 | 22 | 00:44 | 00:44 | 03:12 | 12:25 | 1 | 1 | 2 | | | 1 | 0 | 1 | 0 | | |
| 16 | C CHRISTENSEN, ERIK | | | | +1 | 2 | 14:03 | 20 | 00:42 | 00:55 | 00:05 | 13:03 | 1 | 1 | 1 | | | 0 | 1 | 0 | | | |
| 17 | R SYKORA, PETR | | | | 1 | 2 | 20:14 | 22 | 00:55 | 04:51 | 00:00 | 15:23 | 3 | 2 | 1 | 1 | 1 | 1 | | | | | |
| 18 | R HALL, ADAM | | | | 1 | 2 | 09:49 | 14 | 00:42 | 00:00 | 04:50 | 04:59 | | | | 1 | | 2 | 4 | 4 | 60 | | |
| 19 | D WHITNEY, RYAN | | | | | | 24:29 | 25 | 00:58 | 05:46 | 01:41 | 17:02 | 1 | 2 | | 2 | | 2 | | | | | |
| 20 | R ARMSTRONG, COLBY | | | | +1 | 1 | 13:18 | 19 | 00:42 | 00:00 | 02:28 | 10:50 | 2 | | | | 2 | 2 | | | | | |
| 27 | R LARAQUE, GEORGES | | | | | | 09:16 | 12 | 00:46 | 00:00 | 00:00 | 09:16 | | | 1 | 2 | | | | | | | |
| 37 | L RUUTU, JARKKO | | | | | | 06:59 | 9 | 00:46 | 00:00 | 00:00 | 06:59 | | 1 | | 2 | | | | | | | |
| 44 | D ORPIK, BROOKS | | | | | | 15:33 | 18 | 00:51 | 00:18 | 00:27 | 14:48 | | | | 5 | | 1 | | | | | |
| 48 | C KENNEDY, TYLER | | | | | | 09:37 | 14 | 00:41 | 01:06 | 00:00 | 08:31 | 2 | 1 | | 2 | | | | | | | |
| 55 | D GONCHAR, SERGEI | | | | +1 | | 26:41 | 27 | 00:59 | 06:35 | 05:55 | 14:11 | 5 | 3 | 1 | | | 3 | | | | | |
| 58 | D LETANG, KRISTOPHER | | | | | | 15:50 | 18 | 00:52 | 01:26 | 00:00 | 14:24 | 1 | | 1 | 2 | 4 | | | | | | |
| 71 | C MALKIN, EVGENI | 1 | 1 | +1 | | | 21:50 | 22 | 00:59 | 06:25 | 00:18 | 15:07 | 2 | 1 | 1 | 2 | 2 | | 3 | 5 | 38 | | |
| 87 | C CROSBY, SIDNEY | | | | 1 | 2 | 24:35 | 25 | 00:59 | 06:10 | 01:11 | 17:14 | 2 | 1 | 3 | 2 | 1 | 2 | 13 | 10 | 57 | | |
| 29 | G FLEURY, MARC-ANDRE | | | | | | | | | | | | | | | | | | | | | | |
| 30 | C SABOURIN, DANY | | | | | | | | | | | | | | | | | | | | | | |
| TEAM TOTALS | | 1 | 0 | 1 | +5 | 7 | 17 | | | | | | | 26 | 16 | 9 | 24 | 11 | 3 | 17 | 28 | 25 | 53 |

G=Goals A=Assists P=Points +/-=Plus/Minus PN=Number of Penalties PIM=Penalty Minutes TOI=Time On Ice SHF=# of Shifts AVG=Average Time/Shift S=Shots on Goal A/B=Attempts Blocked MS=Missed Shots HT=Hits Given GV=Giveaways TK=Takeaways BS=Blocked Shots FW=Faceoffs Won FL=Faceoffs Lost F%=Faceoff Win Percentage PP=Power Play SH=Short Handed EV=Even Strength OT=Overtime TOT=Total

VISITOR

HOME



5

Sommaire - Fusillade
Shootout Summary

5



Game
Thursday, November 22, 2007
Ass./Att. 20,061 @ Scotiabank Place
Début/Start 7:37 EST
Match/Game 0311
Shootout

PITTSBURGH PENGUINS
Match/Game 22 Étr./Away 10

OTTAWA SENATORS
Match/Game 21 Dom./Home 13

Fusillade / Shootout Summary

| Club / Team | G | S | M | P |
|-------------|---|---|---|---|
| PIT | 2 | 5 | 0 | 0 |
| OTT | 1 | 4 | 1 | 0 |

But décisif / Determining Goal: 37 J.RUUTU (Tent./Attempt ###10 - Club-Team/Total-Overall)

Ordre- Fusillade / Résultat-Shootout Order / Result

| # | Club Team | Pos | Joueur/Shooter | Gardien/Goaltender | Résultat/Result | Type Lancer Shot Type | Score(V-H) |
|----|-----------|-----|------------------|--------------------|------------------|-----------------------|------------|
| 1 | OTT | C | 19 J.SPEZZA | 30 D.SABOURIN | G | Wrist | 0-1 |
| 2 | PIT | C | 16 E.CHRISTENSEN | 29 M.GERBER | G | Wrist | 1-1 |
| 3 | OTT | C | 20 A.VERMETTE | 30 D.SABOURIN | M Wide of Net | Wrist | 1-1 |
| 4 | PIT | R | 17 P.SYKORA | 29 M.GERBER | S | Wrist | 1-1 |
| 5 | OTT | L | 15 D.HEATLEY | 30 D.SABOURIN | S | Wrist | 1-1 |
| 6 | PIT | C | 87 S.CROSBY | 29 M.GERBER | S | Snap | 1-1 |
| 7 | OTT | C | 12 M.FISHER | 30 D.SABOURIN | S | Backhand | 1-1 |
| 8 | PIT | C | 71 E.MALKIN | 29 M.GERBER | S | Wrist | 1-1 |
| 9 | OTT | L | 37 D.MCAMMOND | 30 D.SABOURIN | S | Wrist | 1-1 |
| 10 | PIT | L | 37 J.RUUTU | 29 M.GERBER | G | Backhand | 2-1 |

Résultat/Result Key: G=But/Goal, M=Lancer raté/Missed Shot, S=Lancer/Shot, P=Pénalité/Penalty

© Copyright 2007, National Hockey League 2007-11-22-22.24.36



THE UNIVERSITY OF CHICAGO
 DIVISION OF THE PHYSICAL SCIENCES
 DEPARTMENT OF CHEMISTRY



)

CHICAGO, ILLINOIS

DATE: _____

TO: _____

FROM: _____

SUBJECT: _____

RE: _____

THIS DOCUMENT IS UNCLASSIFIED

DATE: _____

BY: _____

FOR: _____

ON: _____

AT: _____

IN: _____

OF: _____

BY: _____

FOR: _____

ON: _____

AT: _____

IN: _____

OF: _____

BY: _____

FOR: _____

ON: _____

AT: _____

IN: _____

OF: _____

BY: _____

FOR: _____

ON: _____

AT: _____

IN: _____

OF: _____

BY: _____

FOR: _____

UNIVERSITY MICROFILMS INTERNATIONAL

300 N ZEEB RD

ANN ARBOR MI 48106

300 N ZEEB RD

ANN ARBOR MI 48106

)

VISITOR

HOME



5



Sommaire du Match
Game Summary



5



Game
Thursday, November 22, 2007
Ass./Att. 20,061 @ Scotiabank Place
Début/Start 7:37 EST; Fin/End 10:21 EST
Match/Game 0311
Final

PITTSBURGH PENGUINS
Match/Game 22 Étr./Away 10

OTTAWA SENATORS
Match/Game 21 Dom./Home 13

SOMMAIRE / SCORING SUMMARY

| B/G | Per | Temps Time | Sit Str | Club Team | But/Goal | Scorer | Aide/Assist | Aide/Assist | PIT on Ice | OTT on Ice |
|-----|-----|------------|---------|-----------|----------|---------------|---------------------|---------------------|------------------------|-----------------------|
| 1 | 1 | 4:56 | EV | OTT | 19 | J.SPEZZA(2) | 2 L.RICHARDSON(1) | 11 D.ALFREDSSON(12) | 10, 11, 29, 44, 48, 58 | 2, 7, 11, 15, 19, 29 |
| 2 | 1 | 10:55 | PP | OTT | 4 | C.PHILLIPS(3) | 22 C.KELLY(6) | 20 A.VERMETTE(9) | 3, 11, 18, 29, 55 | 4, 10, 20, 22, 24, 29 |
| 3 | 1 | 18:07 | EV | PIT | 71 | E.MALKIN(9) | 17 P.SYKORA(7) | | 3, 4, 16, 17, 30, 71 | 6, 11, 12, 14, 29, 41 |
| 4 | 1 | 18:25 | EV | PIT | 12 | R.MALONE(5) | 87 S.CROSBY(20) | 20 C.ARMSTRONG(1) | 12, 19, 20, 30, 55, 87 | 4, 20, 22, 24, 25, 29 |
| 5 | 2 | 8:00 | EV | PIT | 48 | T.KENNEDY(2) | 11 J.STAAL(2) | | 3, 11, 30, 37, 48, 55 | 2, 7, 20, 22, 29, 41 |
| 6 | 2 | 14:20 | EV | OTT | 19 | J.SPEZZA(3) | 6 W.REDDEN(9) | 11 D.ALFREDSSON(13) | 3, 4, 18, 27, 30, 37 | 6, 7, 11, 15, 19, 29 |
| 7 | 2 | 16:15 | PP | OTT | 15 | D.HEATLEY(11) | 11 D.ALFREDSSON(14) | 19 J.SPEZZA(17) | 3, 12, 30, 55, 87 | 6, 7, 11, 15, 19, 29 |
| 8 | 3 | 1:04 | EV | OTT | 5 | C.SCHUBERT(2) | 14 A.MESZAROS(7) | 25 C.NEIL(3) | 16, 17, 19, 30, 55, 71 | 5, 6, 14, 25, 29, 37 |
| 9 | 3 | 5:56 | PP | PIT | 12 | R.MALONE(6) | 55 S.GONCHAR(15) | 58 K.LETANG(1) | 12, 16, 30, 55, 58, 87 | 4, 11, 12, 24, 29 |
| 10 | 3 | 7:07 | EV | PIT | 55 | S.GONCHAR(6) | 20 C.ARMSTRONG(2) | 12 R.MALONE(5) | 12, 20, 30, 44, 55, 87 | 4, 11, 15, 19, 24, 29 |
| 11 | SO | | | PIT | 37 | J.RUUTU | | | | |

PITTSBURGH PENGUINS

OTTAWA SENATORS

PÉNALITÉS / PENALTY SUMMARY

| # Per | Temps Time | Joueur/Player | MIN PIM | Punition/Penalty |
|----------|------------|---------------|---------|----------------------------|
| 1 | 1 | 1:32 | 27 | G.LARAQUE 5 Fighting (maj) |
| 2 | 1 | 1:32 | 37 | J.RUUTU 2 Diving |
| 3 | 1 | 9:01 | 37 | J.RUUTU 2 Diving |
| 4 | 2 | 15:28 | 71 | E.MALKIN 2 Tripping |
| 5 | 2 | 18:36 | 17 | P.SYKORA 2 Holding |
| 6 | 3 | 10:22 | TEAM | 2 Too many men/ice - bench |
| TOT 6-15 | | | | |
| 10 | 11 | 48 | | |
| 37 | 18 | 27 | | |
| 12 | 87 | 17 | | |
| 16 | 71 | 20 | | |
| | | | 19 | 4 |
| | | | 3 | 55 |
| | | | 44 | 58 |

| # Per | Temps Time | Joueur/Player | MIN PIM | Punition/Penalty |
|-----------|------------|---------------|---------|------------------------------|
| 1 | 1 | 1:32 | 16 | B.MCGRATTAN 5 Fighting (maj) |
| 2 | 1 | 1:32 | 10 | S.DONOVAN 2 Roughing |
| 3 | 1 | 2:45 | 25 | C.NEIL 2 Hooking |
| 4 | 1 | 12:00 | 10 | S.DONOVAN 2 Holding |
| 5 | 1 | 14:35 | 15 | D.HEATLEY 2 Cross checking |
| 6 | 2 | 10:27 | 10 | S.DONOVAN 2 Holding |
| 7 | 2 | 11:45 | 4 | C.PHILLIPS 2 Tripping |
| 8 | 2 | 17:49 | 2 | L.RICHARDSON 2 Hooking |
| 9 | 3 | 5:13 | 25 | C.NEIL 2 Hooking |
| 10 | 3 | 17:01 | 20 | A.VERMETTE 2 Hooking |
| TOT 10-23 | | | | |

BY PERIOD

| Per | Buts/Goals | Lanc./Shots | Pun/PN | MIN/PIM |
|-----|------------|-------------|--------|---------|
| 1 | 2 | 9 | 3 | 9 |
| 2 | 1 | 8 | 2 | 4 |
| 3 | 2 | 8 | 1 | 2 |
| OT | 0 | 0 | 0 | 0 |
| TOT | 5 | 25 | 6 | 15 |

| Per | Buts/Goals | Lanc./Shots | Pun/PN | MIN/PIM |
|-----|------------|-------------|--------|---------|
| 1 | 2 | 6 | 5 | 13 |
| 2 | 2 | 9 | 3 | 6 |
| 3 | 1 | 18 | 2 | 4 |
| OT | 0 | 3 | 0 | 0 |
| TOT | 5 | 36 | 10 | 23 |

AVANTAGE NUMÉRIQUE (Buts-Opp./Temps) / POWER PLAYS (Goals-Opp. / Power Play Time)

| 5v4 | 5v3 | 4v3 | TOT |
|-----------|-----------|-----|-----------|
| 1-7/11:25 | 0-1/01:09 | | 1-8/12:48 |

| 5v4 | 5v3 | 4v3 | TOT |
|-----------|-----|-----|-----------|
| 2-4/05:28 | | | 2-4/05:28 |

FORCES ÉGALES (Buts-Occ./Temps) / EVEN STRENGTH (Goals-Occurrences / Time)

| 5v5 | 4v4 | 3v3 | TOT |
|------------|-----------|-----|------------|
| 4-11/40:31 | 0-2/06:13 | | 4-13/46:44 |

| 5v5 | 4v4 | 3v3 | TOT |
|------------|-----------|-----|------------|
| 3-11/40:31 | 0-2/06:13 | | 3-13/46:44 |

GARDIENS / GOALTENDER SUMMARY

| PITTSBURGH PENGUINS | | TOI | | | | BUTS-LANCERS GOALS-SHOTS AGAINST | | | | |
|---------------------|----------------------|-------|-------|-------|-------|----------------------------------|-----|------|-----|------|
| | | FÉ/ÉV | AN/PP | DN/SH | TOT | 1 | 2 | 3 | OT | TOT |
| 29 | G FLEURY, MARC-ANDRE | 07:01 | 02:00 | 01:54 | 10:55 | 2-4 | | | | 2-4 |
| 30 | G SABOURIN, DANY (W) | 39:34 | 10:48 | 03:34 | 53:56 | 0-2 | 2-9 | 1-18 | 0-3 | 3-32 |
| | EMPTY NET | 00:09 | 00:00 | 00:00 | 00:09 | | | | | |
| TEAM TOTALS | | 46:44 | 12:48 | 05:28 | 65:00 | 2-6 | 2-9 | 1-18 | 0-3 | 5-36 |

| OTTAWA SENATORS | | TOI | | | | BUTS-LANCERS GOALS-SHOTS AGAINST | | | | |
|-----------------|-----------------------|-------|-------|-------|-------|----------------------------------|-----|-----|----|------|
| | | FÉ/ÉV | AN/PP | DN/SH | TOT | 1 | 2 | 3 | OT | TOT |
| 1 | G EMERY, RAY | | | | | | | | | |
| 29 | G GERBER, MARTIN (OT) | 46:44 | 05:28 | 12:48 | 65:00 | 2-9 | 1-8 | 2-8 | | 5-25 |
| TEAM TOTALS | | 46:44 | 05:28 | 12:48 | 65:00 | 2-9 | 1-8 | 2-8 | | 5-25 |

OFFICIELS / OFFICIALS

Arbitre/Referee #15 Stephane Auger
JL/Linesman #59 Steve Barton

3 ÉTOILES / 3 STARS Par/By: Sens TV

- OTT C 19 J.SPEZZA
- OTT R 11 D.ALFREDSSON

VISITOR

HOME

Sommaire du Match
Event Summary



5



5



Game
Thursday, November 22, 2007
Ass./Att. 20,061 @ Scotiabank Place
Début/Start 7:37 EST
Match/Game 0311
Shootout

PITTSBURGH PENGUINS
Match/Game 22 Étr./Away 10

OTTAWA SENATORS
Match/Game 21 Dom./Home 13

LANCERS (Buts-Lancers) / SHOTS SUMMARY (Goals-Shots On Goal)

| PITTSBURGH PENGUINS | | | | | OTTAWA SENATORS | | | | |
|---------------------|-----|-------|-----|-------|-----------------|-----|-------|------|-------|
| FÉ/ÉV | | AN/PP | | DN/SH | FÉ/ÉV | | AN/PP | | DN/SH |
| 4-15 | 5v5 | 1-10 | 5v4 | 5-25 | 3-28 | 2-5 | 5v3 | 5-36 | 0-3 |
| 5v5 | 5v4 | 5v3 | 4v5 | 4v4 | 5v5 | 5v4 | 4v5 | 4v4 | 3v5 |
| 4-14 | 1-9 | 0-1 | 0-1 | 3-25 | 2-5 | 0-3 | 0-3 | | |

MISES EN JEU (Gagnées-Tot/%) / FACE-OFF SUMMARY (Face-offs Won-Face-offs Total / Percentage)

| PITTSBURGH PENGUINS | | | | OTTAWA SENATORS | | | |
|---------------------|----------|---------|-----------|-----------------|---------|----------|-----------|
| FÉ/ÉV | AN/PP | DN/SH | TOT | FÉ/ÉV | AN/PP | DN/SH | TOT |
| 16-45/36% | 9-15/60% | 6-8/75% | 31-68/46% | 29-45/64% | 2-8/25% | 6-15/40% | 37-68/54% |

ÉQUIPE / TEAM SUMMARY

| PITTSBURGH PENGUINS | B | G | A | P | +/- | PUN PN | MIN PIM | TEMPS/TOI | | | | | LANC. S | TENT/BL A/B | LR MS | MÉ HT | R GV | PP TK | LB BS | MG FW | MO FL | M% F% | |
|------------------------|---|---|----|----|-----|--------|---------|-----------|--------|---------|-------|-------|---------|-------------|-------|-------|------|-------|-------|-------|-------|-------|-------|
| | | | | | | | | TOT | PR SHF | MOY AVG | AN/PP | DN/SH | | | | | | | | | | | FÉ/ÉV |
| 3 DEATON, MARK | | | | | +1 | | 20:43 | 27 | 00:46 | 00:04 | 03:19 | 17:20 | | 1 | | | 2 | | 3 | | | | |
| 4 DSCUDERI, ROBERT | | | | | | | 19:36 | 27 | 00:43 | 00:04 | 02:45 | 16:47 | | | | | 2 | | 1 | | | | |
| 10 LROBERTS, GARY | | | | | -1 | | 14:50 | 21 | 00:42 | 04:43 | 00:00 | 10:07 | 1 | | | | 2 | | 1 | 3 | | | |
| 11 CSTAAL, JORDAN | | | 1 | 1 | | | 16:37 | 28 | 00:35 | 01:14 | 03:00 | 12:23 | | | | | | | 1 | 1 | | | |
| 12 LMALONE, RYAN | 2 | 1 | 3 | +2 | | | 19:05 | 26 | 00:44 | 02:51 | 02:15 | 13:59 | 3 | | | | 2 | | 2 | 7 | 11 | 39 | |
| 16 CCHRISTENSEN, ERIK | | | | | | | 12:01 | 18 | 00:40 | 03:05 | 00:00 | 08:56 | 2 | | | 1 | | | | | | | |
| 17 RSYKORA, PETR | | | 1 | 1 | | 1 | 20:20 | 24 | 00:50 | 07:42 | 00:00 | 12:38 | 2 | | | | | | | | | | |
| 18 RHALL, ADAM | | | | | -1 | | 10:54 | 18 | 00:36 | 00:18 | 03:06 | 07:30 | | | | | 2 | | | 1 | 7 | 5 | 58 |
| 19 DWHITNEY, RYAN | | | | | | | 23:52 | 29 | 00:49 | 06:21 | 02:09 | 15:22 | 1 | 1 | 1 | | 2 | | | | | | |
| 20 RARMSTRONG, COLBY | 2 | 2 | +2 | | | | 15:21 | 22 | 00:41 | 00:00 | 01:13 | 14:08 | 2 | | | | | | | | | | |
| 27 RLARAQUE, GEORGES | | | | | -1 | 1 | 5 | 08:15 | 12 | 00:41 | 00:21 | 00:00 | 07:54 | | | | 3 | | 1 | | | | |
| 37 LRJUTU, JARKKO | | | | | | 2 | 4 | 09:26 | 14 | 00:40 | 00:21 | 00:00 | 09:05 | 1 | 1 | 1 | 2 | | | 0 | 1 | 0 | |
| 44 DORPIK, BROOKS | | | | | | | 15:58 | 19 | 00:50 | 02:20 | 00:00 | 13:38 | | | | | 4 | | | 3 | | | |
| 48 CKENNEDY, TYLER | 1 | | 1 | | | | 11:30 | 19 | 00:36 | 01:11 | 00:00 | 10:19 | 1 | 1 | | 3 | | | 2 | | | | |
| 55 DGONCHAR, SERGEI | 1 | 1 | 2 | +2 | | | 30:35 | 32 | 00:57 | 09:47 | 02:43 | 18:05 | 3 | | | 1 | 1 | | 1 | 3 | | | |
| 58 DLETANG, KRISTOPHER | | 1 | 1 | -1 | | | 18:18 | 22 | 00:49 | 06:02 | 00:00 | 12:16 | 2 | 2 | | | | 1 | | 2 | | | |
| 71 CMALKIN, EVGENI | | 1 | 1 | | | 1 | 2 | 21:36 | 24 | 00:54 | 08:34 | 00:00 | 13:02 | 3 | 1 | 4 | | 1 | 2 | 5 | 10 | 33 | |
| 87 CCROSBY, SIDNEY | | 1 | 1 | +2 | | | 24:31 | 28 | 00:52 | 09:02 | 01:22 | 14:07 | 4 | 2 | | 1 | 3 | | | 12 | 10 | 55 | |
| 29 GFLEURY, MARC-ANDRE | | | | | | | | | | | | | | | | | | | | | | | |
| 30 GSABOURIN, DANY | | | | | | | | | | | | | | | | | | | | | | | |
| TEAM PENALTY | | | | | | 1 | 2 | | | | | | | | | | | | | | | | |
| TEAM TOTALS | 5 | 8 | 13 | +5 | | 6 | 15 | | | | | | 25 | 9 | 14 | 21 | 12 | 11 | 17 | 31 | 37 | 46 | |

| OTTAWA SENATORS | B | G | A | P | +/- | PUN PN | MIN PIM | TEMPS/TOI | | | | | LANC. S | TENT/BL A/B | LR MS | MÉ HT | R GV | PP TK | LB BS | MG FW | MO FL | M% F% | |
|------------------------|---|----|----|----|-----|--------|---------|-----------|--------|---------|-------|-------|---------|-------------|-------|-------|------|-------|-------|-------|-------|-------|-------|
| | | | | | | | | TOT | PR SHF | MOY AVG | AN/PP | DN/SH | | | | | | | | | | | FÉ/ÉV |
| 2 DRICHARDSON, LUKE | | | 1 | 1 | | 1 | 2 | 13:01 | 17 | 00:45 | 00:11 | 00:18 | 12:32 | 1 | 2 | | | 1 | | 1 | | | |
| 4 DPHILLIPS, CHRIS | 1 | | 1 | -2 | | 1 | 2 | 23:20 | 29 | 00:48 | 00:21 | 07:44 | 15:15 | 1 | 1 | | | 2 | 1 | 1 | 1 | | |
| 5 DSCHUBERT, CHRISTOPH | 1 | | 1 | +1 | | | | 11:46 | 16 | 00:44 | 01:28 | 00:24 | 09:54 | 3 | | | | | | | | | |
| 6 DREDDEN, WADE | | | 1 | 1 | +1 | | | 25:40 | 27 | 00:57 | 03:39 | 03:14 | 18:47 | 2 | 2 | | | 2 | 4 | 1 | 1 | | |
| 7 DCORVO, JOSEPH | | | | | +1 | | | 16:36 | 20 | 00:49 | 03:39 | 00:18 | 12:39 | 2 | 1 | 1 | 2 | 1 | 1 | | | | |
| 10 RDONOVAN, SHEAN | | | | | | 3 | 6 | 06:27 | 9 | 00:43 | 00:10 | 00:57 | 05:20 | | 1 | | | | | 0 | 1 | 0 | |
| 11 RALFREDSSON, DANIEL | | 3 | 3 | | | | | 25:57 | 28 | 00:55 | 03:50 | 06:54 | 15:13 | 2 | 1 | 1 | 1 | | | 0 | 1 | 0 | |
| 12 CFISHER, MIKE | | | | | -1 | | | 20:36 | 34 | 00:36 | 01:39 | 05:39 | 13:18 | 5 | | | 2 | 4 | | | | | |
| 14 DMESZAROS, ANDREJ | | 1 | 1 | | | | | 23:44 | 33 | 00:43 | 01:28 | 04:18 | 17:58 | 2 | 2 | | | 3 | 1 | 3 | 14 | 9 | 61 |
| 15 LHEATLEY, DANY | 1 | | 1 | +1 | | 1 | 2 | 22:11 | 25 | 00:53 | 03:39 | 00:54 | 17:38 | 5 | 1 | 1 | 1 | | | | | | |
| 16 RMCGRATTAN, BRIAN | | | | | | 1 | 5 | 01:36 | 2 | 00:48 | 00:00 | 00:00 | 01:36 | | | | | | | | | | |
| 19 CSPEZZA, JASON | 2 | 1 | 3 | +1 | | | | 22:42 | 25 | 00:54 | 03:39 | 00:09 | 18:54 | 5 | 3 | 5 | | | | 7 | 11 | 39 | |
| 20 CVERMETTE, ANTOINE | | 1 | 1 | -2 | | 1 | 2 | 18:50 | 27 | 00:41 | 00:58 | 04:53 | 12:59 | 3 | | | 1 | | 2 | 1 | 11 | 6 | 65 |
| 22 CKELLY, CHRIS | | 1 | 1 | -2 | | | | 19:09 | 27 | 00:42 | 00:10 | 05:27 | 13:32 | 3 | | | 1 | 1 | 2 | | | | |
| 24 DVOLCHENKOV, ANTON | | | | | -2 | | | 25:55 | 29 | 00:53 | 00:21 | 09:20 | 16:14 | | | | 2 | | 3 | 3 | 1 | 2 | |
| 25 RNEIL, CHRISTOPHER | | 1 | 1 | | | 2 | 4 | 11:01 | 17 | 00:38 | 01:28 | 00:00 | 09:33 | 1 | 1 | 1 | 2 | | | | | | |
| 37 LMCAMMOND, DEAN | | | | | +1 | | | 10:57 | 18 | 00:38 | 00:00 | 00:01 | 10:56 | 1 | | | | | 1 | 5 | 3 | 63 | |
| 41 CNIKULIN, ALEXANDER | | | | | -2 | | | 05:49 | 8 | 00:43 | 00:40 | 00:00 | 05:09 | | | | | | | | | | |
| 1 GEMERY, RAY | | | | | | | | | | | | | | | | | | | | | | | |
| 29 GERBER, MARTIN | | | | | | | | | | | | | | | | | | | | | | | |
| TEAM TOTALS | 5 | 10 | 15 | -5 | | 10 | 23 | | | | | | 36 | 17 | 12 | 25 | 18 | 12 | 9 | 37 | 31 | 54 | |

G=Goals A=Assists P=Points +/-=Plus/Minus PN=Number of Penalties PIM=Penalty Minutes TOI=Time On Ice SHF=# of Shifts AVG=Average Time/Shift S=Shots on Goal A/B=Attempts Blocked MS=Missed Shots HT=Hits Given GV=Giveaways TK=Takeaways BS=Blocked Shots FW=Faceoffs Won FL=Faceoffs Lost F%=Faceoff Win Percentage PP=Power Play SH=Short Handed EV=Even Strength OT=Overtime

VISITOR

HOME

Game Summary



0

Game
Saturday, November 24, 2007
Attendance 17,132 at Mellon Arena
Start 7:38 EST ; End 9:53 EST
Game 0331
Final



5

ATLANTA THRASHERS
Game 23 Away Game 14

PITTSBURGH PENGUINS
Game 23 Home Game 13

SCORING SUMMARY

| G | Per | Time | Str | Team | Goal Scorer | Assist | Assist | ATL on ice | PIT on ice |
|---|-----|-------|-----|------|-------------------|------------------|---------------------|------------------------|------------------------|
| 1 | 1 | 3:38 | EV | PIT | 11 J.STAAL(2) | 10 G.ROBERTS(7) | 48 T.KENNEDY(1) | 7, 12, 17, 18, 33, 77 | 3, 10, 11, 29, 48, 55 |
| 2 | 1 | 11:53 | PP | PIT | 12 R.MALONE(7) | 55 S.GONCHAR(16) | 16 E.CHRISTENSEN(3) | 9, 16, 28, 33, 39 | 12, 16, 29, 55, 58, 87 |
| 3 | 1 | 15:09 | EV | PIT | 20 C.ARMSTRONG(2) | 87 S.CROSBY(21) | 55 S.GONCHAR(17) | 23, 27, 28, 33, 36, 39 | 12, 20, 29, 55, 58, 87 |
| 4 | 2 | 8:59 | PP | PIT | 87 S.CROSBY(12) | 55 S.GONCHAR(18) | 16 E.CHRISTENSEN(4) | 12, 18, 28, 33, 39 | 12, 16, 29, 55, 58, 87 |
| 5 | 3 | 5:01 | EV | PIT | 19 R.WHITNEY(4) | 10 G.ROBERTS(8) | 48 T.KENNEDY(2) | 7, 9, 16, 29, 33, 77 | 10, 11, 19, 29, 44, 48 |

ATLANTA THRASHERS

PITTSBURGH PENGUINS

PENALTY SUMMARY

| # | Per | Time | Player | PIM | Penalty | # | Per | Time | Player | PIM | Penalty |
|---------|-----|-------|---------------|-----|----------------------------|---------|-----|-------|--------------|-----|---------|
| 1 | 1 | 11:00 | 23 J.SLATER | 2 | Interference on goalkeeper | 1 | 1 | 7:43 | 27 G.LARAQUE | 2 | Holding |
| 2 | 2 | 8:19 | 27 C.THORBURN | 2 | Interference | 2 | 2 | 10:34 | 4 R.SCUDERI | 2 | Hooking |
| 3 | 2 | 18:42 | 77 A.ZHITNIK | 2 | Hooking | 3 | 3 | 6:06 | 12 R.MALONE | 2 | Holding |
| TOT 3-6 | | | | | | TOT 3-6 | | | | | |

BY PERIOD

| Per | Goals | Shots | PN | PIM | Per | Goals | Shots | PN | PIM |
|-----|-------|-------|----|-----|-----|-------|-------|----|-----|
| 1 | 0 | 10 | 1 | 2 | 1 | 3 | 15 | 1 | 2 |
| 2 | 0 | 9 | 2 | 4 | 2 | 1 | 7 | 1 | 2 |
| 3 | 0 | 9 | 0 | 0 | 3 | 1 | 12 | 1 | 2 |
| TOT | 0 | 28 | 3 | 6 | TOT | 5 | 34 | 3 | 6 |

POWERPLAYS (Goals-Opp. / Power Play Time)

| 5v4 | 5v3 | 4v3 | TOT | 5v4 | 5v3 | 4v3 | TOT |
|-----------|-----|-----|-----------|-----------|-----|-----|-----------|
| 0-3/06:00 | | | 0-3/06:00 | 2-3/03:33 | | | 2-3/03:33 |

EVEN STRENGTH (Goals-Occurences / Time)

| 5v5 | 4v4 | 3v3 | TOT | 5v5 | 4v4 | 3v3 | TOT |
|-----------|-----|-----|-----------|-----------|-----|-----|-----------|
| 0-7/50:27 | | | 0-7/50:27 | 3-7/50:27 | | | 3-7/50:27 |

GOALTENDER SUMMARY

| ATLANTA THRASHERS | | TOI | | | | GOALS-SHOTS AGAINST | | | |
|-------------------|-----------------------|-------|-------|-------|-------|---------------------|-----|------|------|
| | | EV | PP | SH | TOT | 1 | 2 | 3 | TOT |
| 1 | G HEDBERG, JOHAN | | | | | | | | |
| 33 | G PAVELEC, ONDREJ (L) | 50:24 | 06:00 | 03:33 | 59:57 | 3-15 | 1-7 | 1-12 | 5-34 |
| EMPTY NET | | 00:03 | 00:00 | 00:00 | 00:03 | | | | |
| TEAM TOTALS | | 50:27 | 06:00 | 03:33 | 60:00 | 3-15 | 1-7 | 1-12 | 5-34 |

| PITTSBURGH PENGUINS | | TOI | | | | GOALS-SHOTS AGAINST | | | |
|---------------------|--------------------------|-------|-------|-------|-------|---------------------|-----|-----|------|
| | | EV | PP | SH | TOT | 1 | 2 | 3 | TOT |
| 29 | G FLEURY, MARC-ANDRE (W) | 50:18 | 03:33 | 06:00 | 59:51 | 0-10 | 0-9 | 0-9 | 0-28 |
| 30 | G SABOURIN, DANY | | | | | | | | |
| EMPTY NET | | 00:09 | 00:00 | 00:00 | 00:09 | | | | |
| TEAM TOTALS | | 50:27 | 03:33 | 06:00 | 60:00 | 0-10 | 0-9 | 0-9 | 0-28 |

OFFICIALS

Referee: #4 Wes McCauley
#39 Gord Dwyer
Standby:
Linesman: #75 Derek Amell
#89 Steve Miller
Standby:

3 STARS Picked By: Mellon Arena Media

| | Team | Pos | Player |
|----|------|-----|--------------|
| 1. | PIT | G | 29 M.FLEURY |
| 2. | PIT | C | 11 J.STAAL |
| 3. | PIT | D | 55 S.GONCHAR |

© Copyright 2007, National Hockey League 2007-11-26-9.40.57

10 11 48 3 55
12 87 20 19 4
16 71 17 44 58
37 18 27

VISITOR

HOME

Event Summary



Game
Saturday, November 24, 2007
Attendance 17,132 at Mellon Arena
Start 7:38 EST ; End 9:53 EST
Game 0331
Final



ATLANTA THRASHERS
Game 23 Away Game 14

PITTSBURGH PENGUINS
Game 23 Home Game 13

SHOTS SUMMARY (Goals-Shots On Goal)

| VISITOR | | | | | | | | | HOME | | | | | | | | | | |
|---------|-----|-----|-----|-----|-----|-----|------|-----|------|------|-----|-----|-----|-----|-----|-----|------|--|--|
| EV | PP | | | SH | | | TOT | | | EV | PP | | | SH | | | TOT | | |
| 0-21 | 0-7 | | | | | | 0-28 | | | 3-28 | 2-5 | | | 0-1 | | | 5-34 | | |
| 5v5 | 5v4 | 5v3 | 4v5 | 4v4 | 4v3 | 3v5 | 3v4 | 3v3 | 5v5 | 5v4 | 5v3 | 4v5 | 4v4 | 4v3 | 3v5 | 3v4 | 3v3 | | |
| 0-21 | 0-7 | | | | | | | | | 3-28 | 2-5 | | | 0-1 | | | | | |

FACE-OFF SUMMARY (Face-offs Won-Face-offs Total / Percentage)

| VISITOR | | | | HOME | | | |
|-----------|--------|---------|-----------|-----------|---------|----------|-----------|
| EV | PP | SH | TOT | EV | PP | SH | TOT |
| 18-42/43% | 0-5/0% | 3-5/60% | 21-52/40% | 24-42/57% | 2-5/40% | 5-5/100% | 31-52/60% |

TEAM SUMMARY

| ATLANTA THRASHERS | G | A | P | +/- | PN | PIM | TOI | | | | | | | S | A/B | MS | HT | GV | TK | BS | FW | FL | F% |
|------------------------|----------|----------|----------|------------|----------|----------|-------|-----|-------|-------|-------|-------|-----------|-----------|-----------|-----------|----------|----------|----------|-----------|-----------|-----------|-----|
| | | | | | | | TOT | SHF | AVG | PP | SH | EV | | | | | | | | | | | |
| 2 DEXELBY, GARNET | | | | | | | 21:51 | 26 | 00:50 | 00:08 | 00:33 | 21:10 | 1 | 2 | 1 | | | | 1 | | | | |
| 7 DPOPOVIC, MARK | | | | -2 | | | 15:48 | 22 | 00:43 | 00:00 | 00:00 | 15:48 | | | | | | | | 1 | | | |
| 9 LDUJUIS, PASCAL | | | | -1 | | | 14:21 | 15 | 00:57 | 00:12 | 00:53 | 13:16 | 1 | 1 | 2 | | | | | | | | |
| 10 CLITTLE, BRYAN | | | | | | | 16:35 | 15 | 01:06 | 03:16 | 00:00 | 13:19 | | 1 | 1 | | | | | | 5 | 6 | 45 |
| 11 CPERRIN, ERIC | | | | | | | 16:46 | 17 | 00:59 | 00:27 | 01:15 | 15:04 | 1 | 1 | 1 | 1 | | | | | | | |
| 12 CWHITE, TODD | | | | -1 | | | 16:47 | 21 | 00:47 | 02:12 | 01:29 | 13:06 | 1 | | | 1 | | | | | 4 | 9 | 31 |
| 13 LKOZLOV, VYACHESLAV | | | | | | | 16:42 | 15 | 01:06 | 03:36 | 00:00 | 13:06 | 6 | | 3 | 1 | | | | | | | |
| 16 CHOLIK, ROBERT | | | | -1 | | | 18:05 | 19 | 00:57 | 02:32 | 02:04 | 13:29 | 3 | 1 | 2 | 1 | | | | | 10 | 7 | 59 |
| 17 LKOVALCHUK, ILYA | | | | -1 | | | 21:07 | 20 | 01:03 | 05:52 | 00:00 | 15:15 | 2 | 3 | 3 | | 1 | 1 | | | 0 | 1 | 0 |
| 18 RHOSSA, MARIAN | | | | -1 | | | 21:19 | 21 | 01:00 | 05:33 | 01:25 | 14:21 | 1 | 3 | 1 | 1 | 2 | | | | | | |
| 22 DKLEE, KEN | | | | | | | 20:00 | 25 | 00:48 | 00:05 | 00:33 | 19:22 | 1 | | | | | | 3 | | | | |
| 23 CSLATER, JIM | | | | -1 | 1 | 2 | 10:41 | 12 | 00:53 | 00:00 | 00:00 | 10:41 | 2 | | | | | | 1 | | 0 | 8 | 0 |
| 27 RTHORBURN, CHRIS | | | | -1 | 1 | 2 | 08:29 | 12 | 00:42 | 00:00 | 00:00 | 08:29 | 2 | 1 | | 3 | | | | | 2 | 0 | 100 |
| 28 DHAVELID, NICLAS | | | | -1 | | | 17:21 | 22 | 00:47 | 00:00 | 03:00 | 14:21 | | | | | 1 | 1 | 4 | | | | |
| 29 LLARSEN, BRAD | | | | -1 | | | 11:48 | 14 | 00:50 | 00:12 | 00:00 | 11:36 | 2 | | 1 | 1 | | | | | | | |
| 36 LBOULTON, ERIC | | | | -1 | | | 09:31 | 12 | 00:47 | 00:00 | 00:00 | 09:31 | 3 | 2 | | | | | | | | | |
| 39 DENSTROM, TOBIAS | | | | -1 | | | 23:05 | 22 | 01:02 | 05:43 | 03:00 | 14:22 | 2 | 2 | 1 | | 1 | | 1 | | | | |
| 77 DZHITNIK, ALEXEI | | | | -2 | 1 | 2 | 16:14 | 21 | 00:46 | 00:12 | 00:00 | 16:02 | 2 | | | 1 | | | | | | | |
| 1 GHEDBERG, JOHAN | | | | | | | | | | | | | | | | | | | | | | | |
| 33 GPAVELEC, ONDREJ | | | | | | | | | | | | | | | | | | | | | | | |
| TEAM TOTALS | 0 | 0 | 0 | -15 | 3 | 6 | | | | | | | 28 | 17 | 19 | 10 | 4 | 6 | 9 | 21 | 31 | 40 | |

| PITTSBURGH PENGUINS | G | A | P | +/- | PN | PIM | TOI | | | | | | | S | A/B | MS | HT | GV | TK | BS | FW | FL | F% |
|------------------------|----------|-----------|-----------|------------|----------|----------|-------|-----|-------|-------|-------|-------|-----------|----------|-----------|-----------|----------|----------|-----------|-----------|-----------|-----------|----|
| | | | | | | | TOT | SHF | AVG | PP | SH | EV | | | | | | | | | | | |
| 3 DEATON, MARK | | | | +1 | | | 21:22 | 22 | 00:58 | 00:00 | 04:33 | 16:49 | 1 | | | | | | | 4 | | | |
| 4 DISCUDERI, ROBERT | | | | | 1 | 2 | 18:56 | 24 | 00:47 | 00:00 | 01:34 | 17:22 | | | | 2 | | | | 1 | | | |
| 10 LROBERTS, GARY | | 2 | 2 | +2 | | | 14:18 | 20 | 00:42 | 01:15 | 00:00 | 13:03 | | | | | | | | | 0 | 1 | 0 |
| 11 CSTAAL, JORDAN | 1 | | 1 | +2 | | | 17:29 | 23 | 00:45 | 00:42 | 03:47 | 13:00 | 6 | 1 | 1 | 1 | | | | | 10 | 4 | 71 |
| 12 LMALONE, RYAN | 1 | | 1 | +1 | 1 | 2 | 18:05 | 23 | 00:47 | 02:18 | 01:32 | 14:15 | 7 | 1 | | 1 | 2 | 1 | | | | | |
| 16 CCHRISTENSEN, ERIK | | 2 | 2 | | | | 13:24 | 16 | 00:50 | 02:18 | 00:00 | 11:06 | 3 | | 1 | 1 | | | | | | | |
| 17 RSYKORA, PETR | | | | | | | 14:45 | 16 | 00:55 | 00:29 | 00:00 | 14:16 | 1 | 2 | 1 | | | | | | 0 | 1 | 0 |
| 18 RHALL, ADAM | | | | | | | 11:43 | 19 | 00:37 | 00:00 | 03:24 | 08:19 | 1 | | | 2 | | | | | 4 | 3 | 57 |
| 19 DWHITNEY, RYAN | 1 | | 1 | +1 | | | 20:55 | 24 | 00:52 | 02:00 | 02:13 | 16:42 | 3 | | 1 | | | | 1 | | | | |
| 20 RARMSTRONG, COLBY | 1 | | 1 | +1 | | | 16:12 | 21 | 00:46 | 00:00 | 02:07 | 14:05 | 2 | 1 | | 1 | | 1 | | | | | |
| 27 RLARAQUE, GEORGES | | | | | 1 | 2 | 10:35 | 17 | 00:37 | 00:00 | 00:00 | 10:35 | 1 | | | 2 | | | | | | | |
| 37 LRUUTU, JARKKO | | | | | | | 10:56 | 16 | 00:41 | 00:00 | 00:30 | 10:26 | 1 | 1 | | 1 | | | 1 | 2 | 0 | 1 | 0 |
| 44 DORPIK, BROOKS | | | | +1 | | | 21:49 | 20 | 01:05 | 00:00 | 00:58 | 20:51 | 1 | 1 | 2 | 6 | | 2 | 3 | | | | |
| 48 CKENNEDY, TYLER | | 2 | 2 | +2 | | | 12:49 | 18 | 00:42 | 00:42 | 00:03 | 12:04 | 1 | | 2 | 1 | | | 1 | | | | |
| 55 DGONCHAR, SERGEI | | 3 | 3 | +2 | | | 12:55 | 16 | 00:48 | 01:33 | 02:42 | 08:40 | 1 | | 1 | | | | | | | | |
| 58 DLETANG, KRISTOPHER | | | | +1 | | | 24:09 | 18 | 01:20 | 03:33 | 00:00 | 20:36 | | 1 | 1 | | 1 | | 2 | | | | |
| 71 CMALKIN, EVGENI | | | | | | | 15:52 | 17 | 00:56 | 00:33 | 00:00 | 15:19 | | | | | 1 | | 2 | 4 | 8 | 33 | |
| 87 CCROSBY, SIDNEY | 1 | 1 | 2 | +1 | | | 17:55 | 25 | 00:43 | 02:22 | 00:37 | 14:56 | 5 | 1 | 3 | | | | 1 | 13 | 3 | 81 | |
| 29 GFLEURY, MARC-ANDRE | | | | | | | | | | | | | | | | | | | | | | | |
| 30 GSABOURIN, DANY | | | | | | | | | | | | | | | | | | | | | | | |
| TEAM TOTALS | 5 | 10 | 15 | +15 | 3 | 6 | | | | | | | 34 | 9 | 13 | 17 | 5 | 5 | 17 | 31 | 21 | 60 | |

G=Goals A=Assists P=Points +/-Plus/Minus PN=Number of Penalties PIM=Penalty Minutes TOI=Time On Ice SHF=# of Shifts AVG=Average Time/Shift S=Shots on Goal A/B=Attempts Blocked MS=Missed ShoIs HT=Hits Given GV=Giveaways TK=Takeaways BS=Blocked Shots FW=Faceoffs Won FL=Faceoffs Lost F%=Faceoff Win Percentage PP=Power Play SH=Short Handed EV=Even Strength OT=Overtime TOT=Total

© Copyright 2007, National Hockey League 2007-11-26-9.40.59

VISITOR

HOME

Game Summary



1



Game
Friday, November 30, 2007
Attendance 17,132 at Mellon Arena
Start 7:38 EST ; End 9:56 EST
Game 0366
Final



4



DALLAS STARS
Game 26 Away Game 14

PITTSBURGH PENGUINS
Game 24 Home Game 14

SCORING SUMMARY

| G | Per | Time | Str | Team | Goal | Scorer | Assist | Assist | DAL on Ice | PIT on Ice |
|---|-----|-------|-----|------|------|---------------|-------------------|-------------------|-----------------------|------------------------|
| 1 | 1 | 0:24 | EV | PIT | 87 | S.CROSBY(13) | 20 C.ARMSTRONG(3) | 44 B.ORELIK(4) | 5, 9, 11, 29, 41, 56 | 12, 19, 20, 29, 44, 87 |
| 2 | 1 | 3:38 | EV | PIT | 48 | T.KENNEDY(3) | 11 J.STAAL(3) | 10 G.ROBERTS(9) | 3, 6, 9, 11, 29, 41 | 3, 4, 10, 11, 29, 48 |
| 3 | 2 | 5:31 | EV | DAL | 63 | M.RIBEIRO(10) | 29 S.OTT(3) | 43 P.BOUCHER(9) | 2, 21, 29, 41, 43, 63 | 5, 11, 12, 29, 48, 58 |
| 4 | 2 | 8:34 | EV | PIT | 87 | S.CROSBY(14) | 5 D.SYDOR(2) | 20 C.ARMSTRONG(4) | 5, 6, 11, 14, 29, 41 | 5, 12, 19, 20, 29, 87 |
| 5 | 3 | 14:28 | EV | PIT | 71 | E.MALKIN(10) | 17 P.SYKORA(8) | | 3, 6, 21, 36, 39, 41 | 5, 16, 17, 29, 58, 71 |

DALLAS STARS

PITTSBURGH PENGUINS

PENALTY SUMMARY

| # | Per | Time | Player | PIM | Penalty |
|---|-----|-------|---------------|-----|-------------------|
| 1 | 1 | 1:53 | 13 K.BARCH | 5 | Fighting (maj) |
| 2 | 3 | 16:38 | 29 S.OTT | 2 | Holding the stick |
| 3 | 3 | 18:34 | 72 N.GROSSMAN | 2 | Cross checking |
| | | | | | TOT 3:9 |

| # | Per | Time | Player | PIM | Penalty |
|---|-----|-------|---------------|-----|----------------|
| 1 | 1 | 1:53 | 27 G.CLARAQUE | 5 | Fighting (maj) |
| 2 | 1 | 5:23 | 4 R.SCUDERI | 2 | Hooking |
| 3 | 2 | 17:27 | 87 S.CROSBY | 2 | Hooking |
| 4 | 3 | 10:50 | 11 J.STAAL | 2 | Hooking |
| | | | | | TOT 4:11 |

BY PERIOD

| Per | Goals | Shots | PN | PIM |
|-----|-------|-------|----|-----|
| 1 | 0 | 9 | 1 | 5 |
| 2 | 1 | 8 | 0 | 0 |
| 3 | 0 | 6 | 2 | 4 |
| TOT | 1 | 23 | 3 | 9 |

| Per | Goals | Shots | PN | PIM |
|-----|-------|-------|----|-----|
| 1 | 2 | 10 | 2 | 7 |
| 2 | 1 | 8 | 1 | 2 |
| 3 | 1 | 10 | 1 | 2 |
| TOT | 4 | 28 | 4 | 11 |

POWERPLAYS (Goals-Opp. / Power Play Time)

| 5v4 | 5v3 | 4v3 | TOT |
|-----------|-----|-----|-----------|
| 0-3/08:00 | | | 0-3/08:00 |

| 5v4 | 5v3 | 4v3 | TOT |
|-----------|-----------|-----|-----------|
| 0-1/03:18 | 0-1/00:04 | | 0-2/03:22 |

EVEN STRENGTH (Goals-Occurrences / Time)

| 5v5 | 4v4 | 3v3 | TOT |
|-----------|-----|-----|-----------|
| 1-4/50:38 | | | 1-4/50:38 |

| 5v5 | 4v4 | 3v3 | TOT |
|-----------|-----|-----|-----------|
| 4-4/50:38 | | | 4-4/50:38 |

GOALTENDER SUMMARY

| DALLAS STARS | TOI | | | | GOALS:SHOTS:AGAINST | | | |
|----------------------|-------|-------|-------|-------|---------------------|-----|------|------|
| | EV | PP | SH | TOT | 1 | 2 | 3 | TOT |
| 35 G.TURCO, MARTY | | | | | | | | |
| 41 G.SMITH, MIKE (L) | 50:38 | 06:00 | 03:22 | 60:00 | 2-10 | 1-8 | 1-10 | 4-28 |
| TEAM TOTALS | 50:38 | 06:00 | 03:22 | 60:00 | 2-10 | 1-8 | 1-10 | 4-28 |

| PITTSBURGH PENGUINS | TOI | | | | GOALS:SHOTS:AGAINST | | | |
|-----------------------------|-------|-------|-------|-------|---------------------|-----|-----|------|
| | EV | PP | SH | TOT | 1 | 2 | 3 | TOT |
| 29 G.FLEURY, MARC-ANDRE (W) | 50:38 | 03:15 | 06:00 | 59:53 | 0-9 | 1-8 | 0-6 | 1-23 |
| 30 G.SABOURIN, DANY | | | | | | | | |
| EMPTY NET | 00:00 | 00:07 | 00:00 | 00:07 | | | | |
| TEAM TOTALS | 50:38 | 03:22 | 06:00 | 60:00 | 0-9 | 1-8 | 0-6 | 1-23 |

OFFICIALS

| | | |
|---------------------------|----------------------------|---------------------------------------|
| Referee: #7 Bill McCreary | Linesman: #73 Vaughan Rody | 3 STARS Picked By: Mellon Arena Media |
| #29 Ian Walsh | #50 Scott Cherrey | |
| Standby: | Standby: | |

| Team | Pos | Player |
|--------|-----|----------------|
| 1. PIT | C | 87 S.CROSBY |
| 2. PIT | R | 20 C.ARMSTRONG |
| 3. PIT | D | 3 M.EATON |

12 87 20 44 19
 10 11 48 3 4
 16 71 17 5 38
 37 18 27

VISITOR

HOME

Event Summary



1



4



Game
Friday, November 30, 2007
Attendance 17,132 at Mellon Arena
Start 7:38 EST ; End 9:56 EST
Game 0366
Final

DALLAS STARS
Game 26 Away Game 14

PITTSBURGH PENGUINS
Game 24 Home Game 14

SHOTS SUMMARY (Goals-Shots On Goal)

| EV | | | | PP | | | | SH | | | | TOT | | | |
|------|-----|-----|-----|-----|-----|-----|-----|-----|-----|-----|-----|------|-----|-----|------|
| 1-22 | 0-1 | 0-1 | 0-1 | 0-1 | 0-1 | 0-1 | 0-1 | 0-1 | 0-1 | 0-1 | 0-1 | 1-22 | 0-1 | 0-1 | 0-1 |
| 5v5 | 5v4 | 5v3 | 4v5 | 4v4 | 4v3 | 3v5 | 3v4 | 3v5 | 3v4 | 3v3 | 3v3 | 5v5 | 5v4 | 5v3 | 4v5 |
| 1-22 | 0-1 | | | | | | | | | | | 4-25 | 0-1 | 0-2 | 4-28 |

FACE-OFF SUMMARY (Face-offs Won-Face-offs Total / Percentage)

| EV | | | | PP | | | | SH | | | | TOT | | | |
|-----------|---------|---------|-----------|-----------|---------|---------|-----------|----|--|--|--|-----|--|--|--|
| 23-40/58% | 1-4/28% | 1-2/50% | 25-46/54% | 17-40/43% | 1-2/50% | 3-4/75% | 21-46/46% | | | | | | | | |

TEAM SUMMARY

| DALLAS STARS | | | | | | | | | | PITTSBURGH PENGUINS | | | | | | | | | | | | | | | | | | | | | |
|--------------------|---|-------------------|---|---|----|-----|----------|----------|----------|---------------------|----------|----------|---|-----|----|----|----|----|----|----|----|-----------|-----------|-----------|-----------|----------|----------|----------|-----------|-----------|-----------|
| G | A | P | + | - | PN | PIM | TOT | SHF | AVG | PP | SH | EV | S | A/B | MS | HT | GV | TK | BS | FW | FL | F% | | | | | | | | | |
| 2 | D | GROSSMAN, NICKLAS | | | | | 15:36 | 19 | 00:49 | 00:00 | 01:17 | 14:19 | 2 | 2 | | | | | | | | | | | | | | | | | |
| 3 | D | ROBIDAS, STEPHANE | | | | | 23:08 | 23 | 01:00 | 02:19 | 01:16 | 19:33 | 3 | 3 | | | | | | | | | | | | | | | | | |
| 5 | D | NISKANEN, MATT | | | | | 18:19 | 22 | 00:49 | 02:29 | 00:49 | 15:01 | 1 | 1 | | | | | | | | | | | | | | | | | |
| 6 | D | DALEY, TREVOR | | | | | 13:29 | 20 | 00:55 | 00:00 | 00:49 | 17:40 | 1 | 3 | | | | | | | | | | | | | | | | | |
| 9 | C | MODANO, MICHAEL | | | | | 16:57 | 20 | 00:50 | 03:06 | 00:00 | 13:51 | 1 | | | 1 | 1 | 1 | | | 4 | 7 | 36 | | | | | | | | |
| 10 | L | MORROW, BRENDEN | | | | | 22:31 | 19 | 01:11 | 04:42 | 01:25 | 16:24 | 3 | | | | | | | | | | | | | | | | | | |
| 11 | C | HALPERN, JEFF | | | | | 14:39 | 18 | 00:48 | 01:18 | 01:30 | 11:51 | 1 | 1 | 1 | 1 | | 2 | | | 1 | 1 | 50 | | | | | | | | |
| 13 | R | BARCHI, KRISTOFER | | | | 5 | 05:01 | 17 | 00:43 | 00:00 | 00:00 | 05:01 | | | | | | | | | | | | | | | | | | | |
| 14 | C | BARNES, STU | | | | | 14:03 | 15 | 00:56 | 00:00 | 01:16 | 12:47 | 1 | 2 | 1 | | | 1 | 1 | 4 | 4 | 50 | | | | | | | | | |
| 15 | L | HAGMAN, NIKLAS | | | | | 14:30 | 13 | 00:48 | 01:18 | 00:39 | 12:33 | 2 | | | | | | | | | | | | | | | | | | |
| 21 | L | ERIKSSON, LOUI | | | | | 13:25 | 15 | 00:53 | 00:00 | 00:00 | 13:25 | 5 | 2 | | | | | | | | | | | | | | | | | |
| 23 | C | OTT, STEVE | | | | 2 | 11:58 | 16 | 00:44 | 00:00 | 00:33 | 11:25 | 1 | | | | | | | | | | | | | | | | | | |
| 36 | L | JOKINEN, JUSSI | | | | | 16:36 | 21 | 00:47 | 02:54 | 00:00 | 13:42 | 2 | 1 | | | | | | | | | | | | | | | | | |
| 39 | C | ENDQVIST, JOEL | | | | | 11:34 | 12 | 00:57 | 00:00 | 01:17 | 10:17 | | | | | | | | | | | | | | | | | | | |
| 43 | D | BOUCHER, PHILIPPE | 1 | 1 | +1 | | 20:42 | 22 | 00:56 | 03:12 | 01:17 | 16:13 | 2 | | | 1 | | 1 | | | | | | | | | | | | | |
| 56 | D | ZUBOV, SERGEI | | | | | 23:46 | 22 | 01:04 | 04:00 | 01:16 | 18:20 | 1 | | | | | | | | | | | | | | | | | | |
| 63 | C | RIBEIRO, MIKE | 1 | 1 | +1 | | 22:22 | 18 | 01:14 | 04:42 | 00:00 | 17:40 | 2 | | | 3 | | 1 | | | 5 | 7 | 42 | | | | | | | | |
| 85 | R | CONNER, CHRIS | | | | | 12:58 | 16 | 00:48 | 00:00 | 00:00 | 12:58 | 1 | | | | | | | | | | | | | | | | | | |
| 35 | G | TURCO, MARTY | | | | | | | | | | | | | | | | | | | | | | | | | | | | | |
| 41 | C | SMITH, MIKE | | | | | | | | | | | | | | | | | | | | | | | | | | | | | |
| TEAM TOTALS | | | | | | | 1 | 2 | 3 | -15 | 3 | 9 | | | | | | | | | | | | | | | | | | | |
| | | | | | | | | | | | | | | | | | | | | | | 23 | 17 | 16 | 22 | 6 | 4 | 8 | 25 | 21 | 54 |

| PITTSBURGH PENGUINS | | | | | | | | | | DALLAS STARS | | | | | | | | | | | | | | | | | | | | | |
|---------------------|---|--------------------|---|---|----|-----|----------|----------|-----------|--------------|----------|-----------|---|-----|----|----|----|----|----|----|----|-----------|----------|-----------|-----------|----------|----------|-----------|-----------|-----------|-----------|
| G | A | P | + | - | PN | PIM | TOT | SHF | AVG | PP | SH | EV | S | A/B | MS | HT | GV | TK | BS | FW | FL | F% | | | | | | | | | |
| 3 | D | DEATON, MARK | | | | | 22:47 | 24 | 00:56 | 00:00 | 03:54 | 18:53 | 3 | | | | 1 | | | | | | | | | | | | | | |
| 4 | D | SCUDERI, ROBERT | | | | 2 | 19:28 | 24 | 00:48 | 00:00 | 01:59 | 17:29 | | | | | | | | | | | | | | | | | | | |
| 5 | D | SYDOR, DARRYL | 1 | 1 | +1 | | 15:07 | 20 | 00:45 | 00:26 | 01:14 | 13:27 | | | | 1 | 1 | | | | | | | | | | | | | | |
| 10 | C | ROBERTS, GARY | | | | | 15:01 | 20 | 00:25 | 01:51 | 00:00 | 13:10 | | | | | | | | | | | | | | | | | | | |
| 11 | C | STAAL, JORDAN | 1 | 1 | | 1 | 16:29 | 24 | 00:41 | 01:33 | 01:33 | 13:23 | 2 | | | 2 | 2 | | | | | | | | | | | | | | |
| 12 | L | MALONE, RYAN | | | | | 16:10 | 23 | 00:47 | 00:07 | 02:57 | 15:06 | 1 | | | | | | | | | | | | | | | | | | |
| 16 | C | CHRISTENSEN, ERIK | | | | | 12:07 | 14 | 00:51 | 00:00 | 00:00 | 12:07 | 3 | 1 | | | 1 | 1 | 1 | 1 | | | | | | | | | | | |
| 17 | R | SYKORA, PETR | | | | | 14:39 | 16 | 00:54 | 01:26 | 00:00 | 13:13 | 1 | | | | | | | | | | | | | | | | | | |
| 18 | R | HALL, ADAM | | | | | 12:21 | 17 | 00:43 | 00:00 | 03:10 | 09:11 | 2 | | | | 2 | | | | 1 | 5 | 64 | | | | | | | | |
| 19 | D | WHITNEY, RYAN | | | | | 26:15 | 29 | 00:54 | 02:56 | 02:47 | 20:32 | | | | | | | | | | | | | | | | | | | |
| 20 | R | ARMSTRONG, COLBY | 2 | 2 | +2 | | 18:11 | 22 | 00:49 | 01:18 | 01:52 | 15:01 | 3 | | | 1 | | | | | | | | | | | | | | | |
| 27 | R | BARAGUE, GEORGES | | | | 5 | 07:53 | 10 | 00:47 | 00:00 | 00:00 | 07:53 | | | | | | | | | | | | | | | | | | | |
| 37 | L | RUUTU, JARKKO | | | | | 09:27 | 13 | 00:43 | 00:13 | 00:00 | 09:14 | | | | | | | | | | | | | | | | | | | |
| 44 | D | ORPICK, BROOKS | | | | | 21:00 | 26 | 00:48 | 00:46 | 02:06 | 18:08 | | | | | | | | | | | | | | | | | | | |
| 48 | C | KENNEDY, TYLER | 1 | 1 | | | 11:56 | 18 | 00:39 | 00:00 | 00:00 | 11:56 | 2 | | | | | | | | | | | | | | | | | | |
| 58 | D | LETANG, KRISTOPHER | | | | | 15:31 | 17 | 00:54 | 02:36 | 00:00 | 12:55 | 1 | | | | | | | | | | | | | | | | | | |
| 71 | C | MALKIN, EVGENI | 1 | 1 | +1 | | 18:09 | 20 | 00:54 | 01:49 | 00:26 | 15:54 | 1 | | | | 1 | 1 | | | 3 | 2 | 60 | | | | | | | | |
| 87 | C | CROSBY, SIDNEY | 2 | 2 | +2 | 2 | 19:36 | 23 | 00:51 | 01:56 | 02:02 | 15:36 | 3 | 2 | | | 1 | | | | 10 | 8 | 56 | | | | | | | | |
| 29 | G | FLEURY, MARC-ANDRE | | | | | | | | | | | | | | | | | | | | | | | | | | | | | |
| 30 | C | SABOURIN, DANY | | | | | | | | | | | | | | | | | | | | | | | | | | | | | |
| TEAM TOTALS | | | | | | | 4 | 7 | 11 | +15 | 4 | 11 | | | | | | | | | | | | | | | | | | | |
| | | | | | | | | | | | | | | | | | | | | | | 28 | 8 | 11 | 23 | 4 | 4 | 17 | 21 | 25 | 46 |

G=Goals A=Assists P=Points +/-=Plus/Minus PN=Number of Penalties PIM=Penalty Minutes TOI=Time On Ice SHF=# of Shifts AVG=Average Time/Shift S=Shots on Goal A/B=Attempts Blocked MS=Missed Shots HT=Hits Given GV=Giveaways TK=Takeaways BS=Blocked Shots FW=Faceoffs Won FL=Faceoffs Lost F%=Faceoff Win Percentage PP=Power Play SH=Short Handed EV=Even Strength OT=Overtime TOT=Total

VISITOR

HOME

Game Summary



2



Game
Saturday, December 1, 2007
Attendance 19,534 at Air Canada Centre
Start 7:05 EST ; End 9:32 EST
Game 0373
Final



4



PITTSBURGH PENGUINS
Game 25 Away Game 11

TORONTO MAPLE LEAFS
Game 27 Home Game 15

SCORING SUMMARY

| G | Per | Time | Str | Team | Goal Scorer | Assist | Assist | PIT on ice | TOR on ice |
|---|-----|-------|-------|------|----------------------|-------------------|----------------------|------------------------|------------------------|
| 1 | 1 | 3:56 | EV | TOR | 9 M.BELL(1) | 13 M.SUNDIN(19) | | 3, 12, 19, 20, 30, 71 | 7, 9, 13, 25, 35, 80 |
| 2 | 2 | 2:01 | EV | TOR | 55 J.BLAKE(3) | 42 K.WELLWOOD(2) | 10 A.STEEN(9) | 3, 10, 12, 20, 30, 71 | 10, 15, 24, 35, 42, 55 |
| 3 | 2 | 14:09 | PP | TOR | 80 N.ANTROPOV(10) | 24 B.MCCABE(8) | 23 A.PONIKAROVSKY(5) | 3, 4, 12, 30, 87 | 7, 23, 24, 35, 55, 80 |
| 4 | 3 | 8:15 | EV | PIT | 12 R.MALONE(8) | 20 C.ARMSTRONG(5) | | 12, 19, 20, 30, 44, 87 | 13, 15, 23, 24, 35, 80 |
| 5 | 3 | 17:55 | PP | PIT | 16 E.CHRISTENSEN(3) | 87 S.CROSBY(22) | 19 R.WHITNEY(7) | 12, 16, 19, 30, 58, 87 | 22, 24, 25, 35, 80 |
| 6 | 3 | 19:02 | EV-EN | TOR | 23 A.PONIKAROVSKY(9) | 80 N.ANTROPOV(15) | 13 M.SUNDIN(20) | 12, 19, 20, 58, 71, 87 | 13, 15, 23, 24, 35, 80 |

PITTSBURGH PENGUINS

TORONTO MAPLE LEAFS

PENALTY SUMMARY

| # | Per | Time | Player | PIM | Penalty | # | Per | Time | Player | PIM | Penalty |
|----------|-----|-------|--------------|-----|----------------------------|----------|-----|-------|--------------|-----|----------------|
| 1 | 1 | 4:40 | 17 P.SYKORA | 2 | Tripping | 1 | 1 | 19:15 | 24 B.MCCABE | 2 | Holding |
| 2 | 1 | 17:49 | 10 G.ROBERTS | 2 | Roughing | 2 | 2 | 4:54 | 14 M.STAJAN | 2 | Holding |
| 3 | 1 | 17:49 | 10 G.ROBERTS | 2 | Unsportsmanlike conduct | 3 | 2 | 8:43 | 35 V.TOSKALA | 2 | Tripping |
| 4 | 1 | 19:30 | 71 E.MALKIN | 2 | Tripping | 4 | 2 | 10:07 | 24 B.MCCABE | 2 | Cross checking |
| 5 | 2 | 10:07 | 10 G.ROBERTS | 2 | Slashing | 5 | 2 | 15:37 | 24 B.MCCABE | 2 | Holding |
| 6 | 2 | 12:31 | 11 J.STAAL | 2 | Hooking | 6 | 3 | 16:47 | 13 M.SUNDIN | 2 | Hooking |
| 7 | 3 | 4:44 | 37 J.RUUTU | 2 | Interference on goalkeeper | TOT 6-12 | | | | | |
| TOT 7-14 | | | | | | | | | | | |

BY PERIOD

| Per | Goals | Shots | PN | PIM | Per | Goals | Shots | PN | PIM |
|-----|-------|-------|----|-----|-----|-------|-------|----|-----|
| 1 | 0 | 9 | 4 | 8 | 1 | 1 | 14 | 1 | 2 |
| 2 | 0 | 11 | 2 | 4 | 2 | 2 | 13 | 4 | 8 |
| 3 | 2 | 12 | 1 | 2 | 3 | 1 | 14 | 1 | 2 |
| TOT | 2 | 32 | 7 | 14 | TOT | 4 | 41 | 6 | 12 |

POWERPLAYS (Goals-Opp. / Power Play Time)

| 5v4 | 5v3 | 4v3 | TOT | 5v4 | 5v3 | 4v3 | TOT |
|-----------|-----|-----|-----------|-----------|-----------|-----------|-----------|
| 1-4/07:08 | | | 1-4/07:08 | 1-5/07:00 | 0-0/00:15 | 0-1/01:45 | 1-6/09:23 |

EVEN STRENGTH (Goals-Occurrences / Time)

| 5v5 | 4v4 | 3v3 | TOT | 5v5 | 4v4 | 3v3 | TOT |
|-----------|-----------|-----|------------|-----------|-----------|-----|------------|
| 1-9/43:14 | 0-1/00:15 | | 1-10/43:29 | 3-9/43:14 | 0-1/00:15 | | 3-10/43:29 |

GOALTENDER SUMMARY

| PITTSBURGH PENGUINS | | TOI | | | | GOALS-SHOTS AGAINST | | | |
|---------------------|----------------------|-------|-------|-------|-------|---------------------|------|------|------|
| | | EV | PP | SH | TOT | 1 | 2 | 3 | TOT |
| 29 | G FLEURY, MARC-ANDRE | | | | | | | | |
| 30 | G SABOURIN, DANY (L) | 43:07 | 07:08 | 09:23 | 59:38 | 1-14 | 2-13 | 0-13 | 3-40 |
| EMPTY NET | | 00:22 | 00:00 | 00:00 | 00:22 | | | 1-1 | 1-1 |
| TEAM TOTALS | | 43:29 | 07:08 | 09:23 | 60:00 | 1-14 | 2-13 | 1-14 | 4-41 |
| TORONTO MAPLE LEAFS | | TOI | | | | GOALS-SHOTS AGAINST | | | |
| | | EV | PP | SH | TOT | 1 | 2 | 3 | TOT |
| 1 | G RAYCROFT, ANDREW | | | | | | | | |
| 35 | G TOSKALA, VESA (W) | 43:29 | 09:23 | 07:08 | 60:00 | 0-9 | 0-11 | 2-12 | 2-32 |
| TEAM TOTALS | | 43:29 | 09:23 | 07:08 | 60:00 | 0-9 | 0-11 | 2-12 | 2-32 |

OFFICIALS

Referee: #13 Dan O'Halloran
#33 Kevin Pollock
Standby:

Linesman: #90 Andy McElman
#92 Mark Shewchuk
Standby:

3 STARS Picked By: Paul Hendrick - Leafs TV

- | | Team | Pos | Player |
|----|------|-----|---------------|
| 1. | TOR | G | 35 V.TOSKALA |
| 2. | TOR | C | 80 N.ANTROPOV |
| 3. | TOR | L | 55 J.BLAKE |

© Copyright 2007, National Hockey League 2007-12-01-21.52.47

10 11 48
37 18 27
12 87 20
16 71 17
3 4
44 19
5 58

VISITOR

HOME

Event Summary



PITTSBURGH PENGUINS
Game 25 Away Game 11

Game
Saturday, December 1, 2007
Attendance 19,534 at Air Canada Centre
Start 7:05 EST ; End 9:32 EST
Game 0373
Final

TORONTO MAPLE LEAFS
Game 27 Home Game 15

SHOTS SUMMARY (Goals-Shots On Goal)

| PITTSBURGH PENGUINS | | | | | | | TORONTO MAPLE LEAFS | | | | | | |
|---------------------|-----|-----|-----|-----|------|-------------|---------------------|-----|-----|-----|-----|------|-------------|
| EV | PP | | SH | | TOT | | EV | PP | | SH | | TOT | |
| 1-20 | 1-8 | | 0-4 | | 2-32 | | 3-30 | 1-9 | | 0-2 | | 4-41 | |
| 5v5 | 5v4 | 5v3 | 4v5 | 4v4 | 4v3 | 3v5 3v4 3v3 | 5v5 | 5v4 | 5v3 | 4v5 | 4v4 | 4v3 | 3v5 3v4 3v3 |
| 1-19 | 1-8 | | 0-4 | 0-1 | | | 3-29 | 1-6 | | 0-2 | 0-1 | 0-3 | |

FACE-OFF SUMMARY (Face-offs Won-Face-offs Total / Percentage)

| PITTSBURGH PENGUINS | | | | TORONTO MAPLE LEAFS | | | |
|---------------------|---------|---------|-----------|---------------------|---------|---------|-----------|
| EV | PP | SH | TOT | EV | PP | SH | TOT |
| 18-38/47% | 5-9/56% | 3-7/43% | 26-54/48% | 20-38/53% | 4-7/57% | 4-9/44% | 28-54/52% |

TEAM SUMMARY

| PITTSBURGH PENGUINS | | | | | | | | | | TOI | | | | | | | | | | | | | | | | | | | | |
|---------------------|---|---|---|----|----|-----|-------|-----|-------|-------|-------|-------|---|-----|----|----|----|----|----|----|----|-----|----|----|---|----|---|----|----|----|
| GA | A | P | + | - | PN | PIM | TOT | SHF | AVG | PP | SH | EV | S | A/B | MS | HT | GV | TK | BS | FW | FL | F% | | | | | | | | |
| 3 | | | | -2 | | | 19:08 | 26 | 00:44 | 00:00 | 04:17 | 14:51 | 1 | | 3 | | | | 1 | | | | | | | | | | | |
| 4 | | | | | | | 17:54 | 26 | 00:41 | 00:00 | 04:29 | 13:25 | | | 1 | | | | | | | | | | | | | | | |
| 5 | | | | | | | 15:24 | 22 | 00:42 | 01:26 | 00:02 | 13:56 | 1 | 1 | 1 | | | | 1 | | | | | | | | | | | |
| 10 | | | | -1 | 3 | 6 | 14:46 | 17 | 00:52 | 03:26 | 00:00 | 11:20 | 2 | 1 | | 1 | 1 | | 1 | 1 | 0 | 100 | | | | | | | | |
| 11 | | | | | 1 | 2 | 20:19 | 27 | 00:45 | 00:43 | 03:30 | 16:06 | 1 | | | 3 | | | | | 5 | 10 | 33 | | | | | | | |
| 12 | 1 | 1 | | -2 | | | 17:09 | 22 | 00:46 | 02:08 | 03:52 | 11:09 | 6 | 1 | 1 | 1 | | 1 | 1 | | | | | | | | | | | |
| 16 | 1 | 1 | | | | | 13:02 | 17 | 00:46 | 04:18 | 00:00 | 08:44 | 3 | | 1 | | | 1 | | 6 | 1 | 86 | | | | | | | | |
| 17 | | | | | 1 | 2 | 15:06 | 20 | 00:45 | 03:17 | 00:00 | 11:49 | 1 | 1 | 1 | | | 1 | | | | | | | | | | | | |
| 18 | | | | | | | 07:13 | 11 | 00:39 | 00:00 | 03:48 | 03:25 | | | | 1 | | | | 3 | 4 | 43 | | | | | | | | |
| 19 | | | | -1 | | | 24:48 | 22 | 01:07 | 06:34 | 03:46 | 14:28 | 3 | 1 | | 2 | | | | 1 | | | | | | | | | | |
| 20 | | | | -2 | | | 17:51 | 23 | 00:46 | 00:36 | 04:23 | 12:52 | 3 | | | | | 1 | 1 | | | | | | | | | | | |
| 27 | | | | | | | 05:45 | 9 | 00:38 | 00:00 | 00:00 | 05:45 | 1 | | 1 | | | 1 | | | | | | | | | | | | |
| 37 | | | | | 1 | 2 | 07:23 | 10 | 00:44 | 00:02 | 00:00 | 07:21 | 1 | | | 1 | | | | | | | | | | | | | | |
| 44 | | | | +1 | | | 20:18 | 24 | 00:50 | 00:33 | 03:53 | 15:52 | 2 | | 2 | 3 | | | 1 | | | | | | | | | | | |
| 48 | | | | | | | 12:21 | 16 | 00:46 | 00:00 | 00:00 | 12:21 | 1 | 1 | 2 | 1 | 1 | | | | | | | | | | | | | |
| 58 | | | | -1 | | | 19:57 | 22 | 00:54 | 05:43 | 00:00 | 14:14 | 1 | 1 | | 2 | 1 | | | | | | | | | | | | | |
| 71 | | | | -3 | 1 | 2 | 20:17 | 24 | 00:50 | 02:53 | 01:23 | 16:01 | 2 | 1 | 1 | | | 2 | | 1 | 2 | 33 | | | | | | | | |
| 87 | 1 | 1 | | | | | 20:03 | 25 | 00:46 | 04:01 | 02:09 | 13:53 | 3 | 1 | 4 | 1 | 1 | 2 | 1 | 10 | 11 | 48 | | | | | | | | |
| 29 | | | | | | | | | | | | | | | | | | | | | | | | | | | | | | |
| 30 | | | | | | | | | | | | | | 1 | | | | 1 | | | | | | | | | | | | |
| TEAM TOTALS | | | | | | | 2 | 3 | 5 | -11 | 7 | 14 | | | | | | | | | 32 | 9 | 12 | 22 | 5 | 10 | 9 | 26 | 28 | 48 |

| TORONTO MAPLE LEAFS | | | | | | | | | | TOI | | | | | | | | | | | | | | | | | | | | | |
|---------------------|---|---|---|----|----|-----|-------|-----|-------|-------|-------|-------|---|-----|----|----|----|----|----|----|----|-----|---|----|----|---|---|---|----|----|----|
| GA | A | P | + | - | PN | PIM | TOT | SHF | AVG | PP | SH | EV | S | A/B | MS | HT | GV | TK | BS | FW | FL | F% | | | | | | | | | |
| 3 | | | | | | | 02:50 | 4 | 00:42 | 00:00 | 00:00 | 02:50 | 1 | | | 1 | | | | | | | | | | | | | | | |
| 7 | | | | +1 | | | 21:32 | 25 | 00:51 | 01:53 | 00:20 | 19:19 | 1 | 3 | | 2 | 1 | | 1 | | | | | | | | | | | | |
| 9 | 1 | 1 | | +1 | | | 10:06 | 14 | 00:43 | 01:05 | 00:00 | 09:01 | 3 | | 2 | 1 | | | | 1 | 0 | 100 | | | | | | | | | |
| 10 | 1 | 1 | | +1 | | | 17:15 | 26 | 00:39 | 00:20 | 02:55 | 14:00 | 4 | | | | | 1 | | 1 | 0 | 100 | | | | | | | | | |
| 13 | 2 | 2 | | +1 | 1 | 2 | 21:03 | 32 | 00:39 | 04:31 | 00:54 | 15:38 | 3 | | 2 | 1 | 1 | 1 | | 12 | 9 | 57 | | | | | | | | | |
| 14 | | | | | 1 | 2 | 16:25 | 26 | 00:37 | 00:20 | 01:37 | 14:28 | 2 | 1 | | | | | 1 | 7 | 9 | 44 | | | | | | | | | |
| 15 | | | | +1 | | | 25:39 | 23 | 01:06 | 08:00 | 00:00 | 17:39 | 3 | | 1 | 1 | 1 | | 1 | | | | | | | | | | | | |
| 18 | | | | | | | 15:50 | 19 | 00:50 | 05:05 | 00:00 | 10:45 | 2 | | 2 | 1 | | | | | | | | | | | | | | | |
| 18 | | | | | | | 04:49 | 7 | 00:41 | 00:00 | 01:35 | 03:14 | 1 | | | 3 | | | | 0 | 2 | 0 | | | | | | | | | |
| 22 | | | | | | | 17:13 | 26 | 00:39 | 00:20 | 02:57 | 13:56 | 3 | | 1 | 1 | 1 | 1 | | | | | | | | | | | | | |
| 23 | 1 | 1 | 2 | | | | 13:39 | 21 | 00:39 | 02:43 | 00:32 | 10:24 | 3 | | | | 1 | 1 | | | | | | | | | | | | | |
| 24 | 1 | 1 | | +1 | 3 | 6 | 28:32 | 28 | 01:01 | 06:46 | 03:34 | 18:12 | 4 | 3 | 3 | 1 | | | 3 | | | | | | | | | | | | |
| 25 | | | | +1 | | | 24:02 | 24 | 01:00 | 00:00 | 06:48 | 17:14 | 3 | | 1 | 2 | 1 | | | | | | | | | | | | | | |
| 42 | 1 | 1 | | +1 | | | 14:49 | 17 | 00:52 | 04:45 | 00:00 | 10:04 | 2 | | 1 | | | | 1 | 6 | 3 | 67 | | | | | | | | | |
| 44 | | | | | | | 05:18 | 9 | 00:35 | 00:32 | 00:20 | 04:26 | | | | 1 | | | | | | | | | | | | | | | |
| 55 | 1 | 1 | | +1 | | | 14:38 | 19 | 00:46 | 04:07 | 00:00 | 10:31 | 3 | 1 | 2 | 2 | | | 1 | 1 | 0 | 100 | | | | | | | | | |
| 56 | | | | | | | 13:46 | 16 | 00:51 | 00:20 | 03:14 | 10:12 | 1 | | | | | | | | | | | | | | | | | | |
| 80 | 1 | 1 | 2 | +1 | | | 23:26 | 31 | 00:45 | 04:23 | 03:46 | 15:17 | 2 | 1 | 1 | 2 | | | 2 | 0 | 3 | 0 | | | | | | | | | |
| 1 | | | | | | | | | | | | | | | | | | | | | | | | | | | | | | | |
| 35 | | | | | 1 | 2 | | | | | | | | | | | | 1 | | | | | | | | | | | | | |
| TEAM TOTALS | | | | | | | 4 | 7 | 11 | +10 | 6 | 12 | | | | | | | | | | 41 | 9 | 16 | 20 | 7 | 4 | 9 | 28 | 26 | 52 |

G=Goals A=Assists P=Points +/-=Plus/Minus PN=Number of Penalties PIM=Penalty Minutes TOI=Time On Ice SHF=# of Shifts AVG=Average Time/Shift S=Shots on Goal A/B=Attempts Blocked MS=Missed Shots HT=Hits Given GV=Giveaways TK=Takeaways BS=Blocked Shots FW=Faceoffs Won FL=Faceoffs Lost F%=Faceoff Win Percentage PP=Power Play SH=Short Handed EV=Even Strength OT=Overtime TOT=Total

VISITOR

HOME

Game Summary



1



Game
Monday, December 3, 2007
Attendance 16,979 at Mellon Arena
Start 7:37 EST ; End 10:04 EST
Game 0389
Final



3



PHOENIX COYOTES
Game 25 Away Game 14

PITTSBURGH PENGUINS
Game 26 Home Game 15

SCORING SUMMARY

| G | Per | Time | Str | Team | Goal | Scorer | Assist | Assist | PHX on Ice | PIT on Ice |
|---|-----|-------|-----|------|------|--------------|--------|------------------|------------------------|------------------------|
| 1 | 1 | 19:24 | EV | PIT | 25 | M.TALBOT(8) | 27 | C.PARAQUE(3) | 2, 4, 19, 28, 30, 44 | 3, 4, 18, 26, 27, 29 |
| 2 | 3 | 1:26 | PP | PHX | 19 | S.DOAN(6) | 28 | S.REINPRECHT(10) | 19, 20, 28, 30, 39, 53 | 12, 19, 29, 44, 87 |
| 3 | 3 | 11:46 | PP | PIT | 56 | K.LETANG(1) | 87 | S.CROSBY(23) | 4, 15, 22, 30, 44 | 17, 19, 29, 58, 71, 87 |
| 4 | 3 | 15:14 | EV | PIT | 48 | T.KENNEDY(4) | 11 | J.STAAL(4) | 4, 13, 21, 30, 55, 88 | 10, 11, 19, 29, 44, 48 |

PHOENIX COYOTES

PITTSBURGH PENGUINS

PENALTY SUMMARY

| # | Per | Time | Player | PIM | Penalty | # | Per | Time | Player | PIM | Penalty |
|------------|-----|-------|-----------------|-----|--------------------------|-----------|-----|-------|------------------|-----|----------------|
| 1 | 1 | 2:27 | 53 D.MORRIS | 2 | Holding | 1 | 1 | 2:27 | 20 C.ARMSTRONG | 5 | Fighting (maj) |
| 2 | 1 | 2:27 | 2 K.BALLARD | 5 | Fighting (maj) | 2 | 1 | 13:33 | 16 E.CHRISTENSEN | 2 | Holding |
| 1 | 1 | 8:23 | 2 K.BALLARD | 2 | Hit-sticking | 3 | 2 | 13:47 | 11 J.STAAL | 2 | Hooking |
| 4 | 1 | 12:03 | 55 E.JOVANOVSKI | 2 | Hooking | 4 | 2 | 18:47 | 11 J.STAAL | 2 | Tripping |
| 1 | 1 | 17:22 | 2 K.BALLARD | 2 | Interference | 5 | 3 | 16:03 | 25 M.TALBOT | 2 | Hooking |
| 6 | 2 | 1:34 | 28 S.REINPRECHT | 2 | Tripping | 6 | 3 | 16:03 | 25 M.TALBOT | 2 | Roughing |
| 7 | 2 | 7:13 | 53 D.MORRIS | 2 | Hooking | TOT: 6:15 | | | | | |
| 8 | 3 | 5:01 | 88 P.MUELLER | 2 | Holding | | | | | | |
| 9 | 3 | 10:16 | TEAM | 2 | Too many men/ice - bench | | | | | | |
| 10 | 3 | 16:03 | 44 N.BOYNTON | 2 | Cross checking | | | | | | |
| 11 | 3 | 16:03 | 44 N.BOYNTON | 2 | Roughing | | | | | | |
| TOT: 11:25 | | | | | | | | | | | |

BY PERIOD

| Per | Goals | Shots | PN | PIM | Per | Goals | Shots | PN | PIM |
|-----|-------|-------|----|-----|-----|-------|-------|----|-----|
| 1 | 0 | 5 | 5 | 13 | 1 | 1 | 7 | 2 | 7 |
| 2 | 0 | 4 | 2 | 4 | 2 | 0 | 12 | 2 | 4 |
| 3 | 1 | 9 | 4 | 8 | 3 | 2 | 14 | 2 | 4 |
| TOT | 1 | 18 | 11 | 25 | TOT | 3 | 33 | 6 | 15 |

POWERPLAYS (Goals-Opp. / Power Play Time)

| 5v4 | 5v3 | 4v3 | TOT | 5v4 | 5v3 | 4v3 | TOT |
|-----------|-----|-----|-----------|-----------|-----|-----|-----------|
| 1:3/04:09 | | | 1:3/04:09 | 1:8/15:00 | | | 1:8/15:00 |

EVEN STRENGTH (Goals-Occurences / Time)

| 5v5 | 4v4 | 3v3 | TOT | 5v5 | 4v4 | 3v3 | TOT |
|------------|-----------|-----|------------|------------|-----------|-----|------------|
| 0:10/40:21 | 0:1/00:30 | | 0:11/40:51 | 2:10/40:21 | 0:1/00:30 | | 2:11/40:51 |

GOALTENDER SUMMARY

| PHOENIX COYOTES | | TOT | | | | GOALS/SHOTS/AGAINST | | | |
|-----------------------------|-------|-------|-------|-------|-----|---------------------|------|------|--|
| | EV | PP | SH | TOT | 1 | 2 | 3 | TOT | |
| 30 G BRYZGALOV, ILJA (L) | 39:08 | 04:09 | 15:00 | 58:17 | 1-7 | 0-12 | 2-14 | 3-33 | |
| 32 G TELLQVIST, MIKAEL | | | | | | | | | |
| EMPTY NET | 01:43 | 00:00 | 00:00 | 01:43 | | | | | |
| TEAM TOTALS | 40:51 | 04:09 | 15:00 | 60:00 | 1-7 | 0-12 | 2-14 | 3-33 | |
| PITTSBURGH PENGUINS | | TOT | | | | GOALS/SHOTS/AGAINST | | | |
| | EV | PP | SH | TOT | 1 | 2 | 3 | TOT | |
| 29 G FLEURY, MARC-ANDRE (W) | 40:49 | 15:00 | 04:09 | 59:58 | 0-5 | 0-4 | 1-9 | 1-18 | |
| 30 G SABOURIN, DANY | | | | | | | | | |
| EMPTY NET | 00:02 | 00:00 | 00:00 | 00:02 | | | | | |
| TEAM TOTALS | 40:51 | 15:00 | 04:09 | 60:00 | 0-5 | 0-4 | 1-9 | 1-18 | |

OFFICIALS

Referee: #38 Francois StLaurent Linesman: #76 Michel Cormier
#35 Dean Warren #90 Andy McElman
Standby: Standby:

3 STARS Picked By: Media at Mellon Arena

Team Pos Player
1. PIT C 25 M.TALBOT
2. PIT D 58 K.LETANG
3. PIT C 48 T.KENNEDY

12 87 20
10 11 48
16 71 17
18 25 27
44 19
3 4
5 58

VISITOR

HOME



1



Event Summary

Game
Monday, December 3, 2007
Attendance 16,979 at Mellon Arena
Start 7:37 EST ; End 10:04 EST
Game 0389
Final



3



PHOENIX COYOTES
Game 25 Away Game 14

PITTSBURGH PENGUINS
Game 26 Home Game 15

SHOTS SUMMARY (Goals-Shots On Goal)

| EV | | | | PP | | | | SH | | | | TOT | | | |
|------|-----|-----|-----|-----|-----|-----|-----|-----|-----|-----|------|------|------|-----|------|
| 0-15 | 5v5 | 5v4 | 5v3 | 1-3 | 4v5 | 4v4 | 4v3 | 3v5 | 3v4 | 3v3 | 1-18 | 2-22 | 1-10 | 0-1 | 3-33 |
| 0-15 | 1-3 | | | | | | | | | | | 2-22 | 1-10 | 0-1 | |

FACE-OFF SUMMARY (Face-offs Won-Face-offs Total / Percentage)

| EV | | | | PP | | | | SH | | | | TOT | | | | |
|-----------|--|--|--|---------|--|--|--|----------|--|--|--|-----------|-----------|-----------|---------|-----------|
| 17-40/43% | | | | 4-5/80% | | | | 8-18/44% | | | | 29-63/46% | 23-40/56% | 10-18/56% | 1-5/20% | 34-63/54% |

TEAM SUMMARY

| PHOENIX COYOTES | | | | G | A | P | + | - | PN | PIM | TOI | | | | S | A/B | MS | HT | GV | TK | BS | FW | FL | F% | | | |
|-----------------|---|---------------------|---|---|---|-----|----|----|----|-----|-------|-----|-------|-------|-------|-------|----|----|----|----|----|----|----|----|----|-----|----|
| | | | | | | | | | | | TOT | SHF | AVG | PP | SH | EV | | | | | | | | | | | |
| 2 | D | BALLARD, KEITH | | | | | | -1 | 3 | 9 | 16:20 | 28 | 00:35 | 00:00 | 05:20 | 11:00 | 1 | 1 | | 3 | | | | | | | |
| 4 | D | MICHALEK, ZBYNEK | | | | | | -2 | | | 22:37 | 30 | 00:45 | 00:12 | 06:05 | 16:20 | | | | | | | 2 | | | | |
| 5 | D | JONES, MATT | | | | | | | | | 17:17 | 24 | 00:43 | 00:05 | 03:56 | 13:16 | | | | | | | | | | | |
| 11 | C | HANZAL, MARTIN | | | | | | | | | 13:39 | 17 | 00:48 | 01:18 | 00:35 | 11:16 | | | | | | | 3 | 5 | 6 | 45 | |
| 13 | L | CARCILLO, DANIEL | | | | | | -1 | | | 18:59 | 20 | 00:56 | 03:09 | 00:13 | 15:37 | 2 | | 2 | 1 | | | 1 | | | | |
| 15 | C | ZIGOMANIS, MICHAEL | | | | | | | | | 12:37 | 20 | 00:37 | 00:00 | 08:59 | 03:38 | | | | | | | 5 | 7 | 42 | | |
| 16 | L | YORK, MICHAEL | | | | | | | | | 11:52 | 18 | 00:39 | 01:13 | 00:00 | 10:39 | 1 | 1 | | | | | 1 | 1 | 60 | | |
| 19 | R | DOAN, SHANE | | | | | | | | | 22:13 | 23 | 00:47 | 02:03 | 02:27 | 17:43 | | | 2 | 1 | | | 1 | 1 | 3 | 2 | 60 |
| 20 | R | SJOSTROM, FREDRIK | | | | | | | | | 11:35 | 21 | 00:33 | 00:21 | 04:35 | 06:39 | 3 | | | | | | | | | | |
| 21 | R | THOMAS, WILLIAM | | | | | | | | | 15:22 | 20 | 00:46 | 02:58 | 00:00 | 12:24 | | | | | | | | | | | |
| 22 | L | TJARNQVIST, MATHIAS | | | | | | | | | 11:22 | 18 | 00:37 | 00:00 | 08:11 | 03:11 | | | | | | | | | | | |
| 28 | C | REINPRECHT, STEVEN | | | | | | | 2 | | 16:06 | 22 | 00:43 | 01:11 | 00:14 | 13:41 | | | 2 | | | | | 1 | | | |
| 34 | C | WINNIK, DANIEL | | | | | | | | | 15:08 | 23 | 00:39 | 00:00 | 05:02 | 10:06 | | | | | | | 3 | 1 | 0 | 100 | |
| 39 | C | KAPANEN, MIKO | | | | | | | | | 08:18 | 14 | 00:35 | 01:00 | 00:11 | 07:07 | | | | | | | | 6 | 1 | 86 | |
| 44 | D | BOYNTON, NICHOLAS | | | | | | -1 | 2 | 4 | 16:30 | 26 | 00:38 | 00:00 | 07:02 | 09:28 | | | 1 | 1 | | | | | | | |
| 53 | D | MORRIS, DEREK | | | | | | -2 | 4 | | 20:02 | 33 | 00:37 | 00:35 | 05:25 | 14:32 | | | | | | | | | | | |
| 55 | D | JOVANOVSKI, ED | | | | | | -1 | 1 | 2 | 21:00 | 26 | 00:48 | 03:40 | 00:52 | 16:28 | 2 | 2 | 1 | 1 | | | | | | | |
| 88 | C | MUELLER, PETER | | | | | | -1 | 1 | 2 | 14:06 | 20 | 00:42 | 02:38 | 00:18 | 11:23 | 2 | 1 | 2 | 1 | | | | 2 | 7 | 22 | |
| 30 | G | BRYZGALOV, ILJA | | | | | | | | | | | | | | | | | | | | | | | | | |
| 32 | G | FELQVIST, MIKAEL | | | | | | | | | | | | | | | | | | | | | | | | | |
| | | TEAM PENALTY | | | | | | | 1 | 2 | | | | | | | | | | | | | | | | | |
| | | TEAM TOTALS | 1 | 2 | 3 | -10 | 11 | 25 | | | | | | | | | 18 | 15 | 12 | 9 | 0 | 4 | 13 | 29 | 34 | 46 | |

| PITTSBURGH PENGUINS | | | | G | A | P | + | - | PN | PIM | TOI | | | | S | A/B | MS | HT | GV | TK | BS | FW | FL | F% | | |
|---------------------|---|--------------------|---|---|---|-----|---|----|----|-----|-------|-----|-------|-------|-------|-------|----|----|----|----|----|----|----|----|-----|----|
| | | | | | | | | | | | TOT | SHF | AVG | PP | SH | EV | | | | | | | | | | |
| 3 | D | DEATON, MARK | | | | | | +1 | | | 16:43 | 20 | 00:50 | 00:14 | 03:01 | 13:28 | | | | | | | 1 | | | |
| 4 | D | SCUDERI, ROBERT | | | | | | | | | 18:02 | 20 | 00:51 | 00:12 | 03:01 | 12:47 | | | | | | | 2 | | | |
| 5 | D | SYDOR, DARRYL | | | | | | | | | 16:31 | 20 | 00:49 | 05:48 | 00:00 | 10:43 | 2 | 1 | 1 | | | | | | | |
| 10 | L | ROBERTS, GARY | | | | | | | | | 14:28 | 19 | 00:45 | 03:40 | 00:00 | 10:48 | 2 | | | | | | | | | |
| 11 | C | STAAL, JORDAN | 1 | 1 | | | | +1 | 2 | 4 | 10:57 | 16 | 00:41 | 00:44 | 00:09 | 10:04 | 2 | | 2 | | | | 8 | 4 | 67 | |
| 12 | L | MALONE, RYAN | | | | | | | | | 16:46 | 22 | 00:45 | 01:45 | 01:08 | 10:53 | 1 | | | | | | | | | |
| 16 | C | CHRISTENSEN, ERIK | | | | | | | 1 | 2 | 10:21 | 16 | 00:38 | 02:47 | 00:00 | 07:34 | 3 | | | | | | 2 | 0 | 100 | |
| 17 | R | SYKORA, PETR | | | | | | | | | 18:30 | 20 | 00:55 | 08:51 | 00:00 | 09:39 | 4 | | | | | | | | | |
| 18 | R | HALL, ADAM | | | | | | +1 | | | 12:43 | 18 | 00:42 | 00:14 | 02:09 | 10:20 | 1 | | | | | | 1 | 1 | 100 | |
| 19 | D | WHITNEY, RYAN | | | | | | | | | 28:14 | 23 | 01:13 | 13:00 | 01:08 | 14:06 | 2 | 3 | | | | | | | | |
| 20 | R | ARMSTRONG, COLBY | | | | | | | 1 | 5 | 12:45 | 17 | 00:45 | 01:32 | 01:48 | 09:25 | | | 2 | | | | 1 | | | |
| 26 | C | TALBOT, MAXIME | | | | | | | 2 | 4 | 13:59 | 17 | 00:49 | 00:14 | 01:55 | 11:50 | 4 | 1 | | 3 | | | 2 | 6 | 3 | 67 |
| 27 | R | LARAQUE, GEORGES | 1 | 1 | | | | +1 | | | 10:14 | 14 | 00:43 | 00:14 | 00:00 | 10:00 | 1 | | | | | | | | | |
| 44 | D | ORRIK, BROOKS | | | | | | | | | 19:20 | 24 | 00:48 | 01:36 | 01:08 | 16:36 | | | | | | | 3 | | | |
| 48 | C | KENNEDY, TYLER | 1 | 1 | | | | +1 | | | 11:08 | 16 | 00:41 | 02:15 | 00:00 | 08:53 | 3 | | 1 | | | | | | | |
| 58 | D | LETANG, KRISTOPHER | | | | | | | | | 21:10 | 20 | 01:03 | 09:08 | 00:00 | 12:02 | 2 | 3 | 2 | | 1 | | | | | |
| 71 | C | MALKIN, EVGENI | | | | | | | 1 | 1 | 21:19 | 21 | 01:00 | 09:55 | 00:01 | 11:23 | 5 | 3 | 2 | | | | 2 | 5 | 9 | 36 |
| 87 | C | CROSBY, SIDNEY | | | | | | | | | 22:13 | 24 | 00:55 | 09:49 | 01:08 | 11:16 | 1 | 1 | | 2 | | | 1 | 1 | 12 | 48 |
| 29 | G | FLEURY, MARC-ANDRE | | | | | | | | | | | | | | | | | | | | | | | | |
| 30 | G | SABOURIN, DANY | | | | | | | | | | | | | | | | | | | | | | | | |
| | | TEAM TOTALS | 3 | 5 | 8 | +10 | 6 | 15 | | | | | | | | | 33 | 13 | 18 | 10 | 6 | 0 | 15 | 34 | 29 | 54 |

G=Goals A=Assists P=Points +/-=Plus/Minus PN=Number of Penalties PIM=Penalty Minutes TOI=Time On Ice SHF=# of Shifts AVG=Average Time/Shift S=Shots on Goal A/B=Attempts Blocked MS=Missed Shots HT=Hits Given GV=Giveaways TK=Takeaways BS=Blocked Shots FW=Faceoffs Won FL=Faceoffs Lost F%=Faceoff Win Percentage PP=Power Play SH=Short Handed EV=Even Strength OT=Overtime TOT=Total

VISITOR

Event Summary

HOME



4



Game
Wednesday, December 5, 2007
Attendance 16,839 at Rexall Place
Start 7:40 MST ; End 10:02 MST
Game 0403
Final



2



PITTSBURGH PENGUINS
Game 27 Away Game 12

EDMONTON OILERS
Game 29 Home Game 15

SHOTS SUMMARY (Goals-Shots On Goal)

| PITTSBURGH PENGUINS | | | | | | | | | EDMONTON OILERS | | | | | | | | |
|---------------------|-----|-----|------|-----|-----|------|-----|-----|-----------------|-----|-----|------|-----|-----|------|-----|-----|
| EV | PP | | SH | | | TOT | | | EV | PP | | SH | | | TOT | | |
| 3-28 | 1-3 | | 4-31 | | | 4-31 | | | 2-19 | 1-3 | | 2-19 | | | 2-19 | | |
| 5v5 | 5v4 | 5v3 | 4v5 | 4v4 | 4v3 | 3v5 | 3v4 | 3v3 | 5v5 | 5v4 | 5v3 | 4v5 | 4v4 | 4v3 | 3v5 | 3v4 | 3v3 |
| 3-28 | 1-3 | | | | | | | | 2-19 | | | | | | | | |

FACE-OFF SUMMARY (Face-offs Won-Face-offs Total / Percentage)

| PITTSBURGH PENGUINS | | | | EDMONTON OILERS | | | |
|---------------------|---------|---------|-----------|-----------------|---------|---------|-----------|
| EV | PP | SH | TOT | EV | PP | SH | TOT |
| 25-50/50% | 2-5/40% | 1-2/50% | 28-57/49% | 25-50/50% | 1-2/50% | 3-5/60% | 29-57/51% |

TEAM SUMMARY

| | PITTSBURGH PENGUINS | | | | | | TOI | | | | | | | | | | | | | | | | | | |
|--------------------|---------------------|--------------------|-----|----|-----|---|-------|-------|-------|-------|-------|-------|-------|-----|----|----|----|----|----|----|----|----|---|--|--|
| | GA | P | +/- | PN | PIM | | TOT | SHF | AVG | PP | SH | EV | S | A/B | MS | HT | GV | TK | BS | FW | FL | F% | | | |
| 3 | D | EATON, MARK | 2 | 2 | +2 | | 20:40 | 24 | 00:51 | 00:00 | 00:39 | 20:01 | 1 | 1 | | | | | | | | | | | |
| 4 | D | SCUDERI, ROBERT | | | +2 | 1 | 2 | 20:48 | 23 | 00:54 | 00:00 | 00:00 | 20:48 | | | | | 1 | 1 | 3 | | | | | |
| 5 | D | SYDOR, DARRYL | | | -1 | | 12:10 | 16 | 00:45 | 00:18 | 00:00 | 11:52 | 1 | | | | | | 1 | 2 | | | | | |
| 10 | L | ROBERTS, GARY | | | -2 | | 13:04 | 17 | 00:46 | 00:00 | 00:00 | 13:04 | | | 1 | | | | | | | | | | |
| 11 | C | STAAL, JORDAN | | | -1 | | 16:52 | 22 | 00:46 | 00:00 | 00:48 | 16:04 | 2 | 1 | | 1 | 1 | | 1 | 9 | 8 | 53 | | | |
| 12 | L | MALONE, RYAN | | | +2 | | 17:12 | 24 | 00:43 | 00:35 | 00:54 | 15:43 | | 2 | 1 | 4 | | | | | | | | | |
| 16 | C | CHRISTENSEN, ERIK | | | | | 11:59 | 15 | 00:47 | 01:07 | 00:00 | 10:52 | 2 | | | 1 | 1 | | | | 0 | 1 | 0 | | |
| 17 | R | SYKORA, PETR | | | +1 | | 16:15 | 19 | 00:51 | 01:20 | 00:00 | 14:55 | 4 | 1 | 2 | | | | 4 | | | | | | |
| 19 | D | WHITNEY, RYAN | 1 | 1 | -1 | | 19:46 | 22 | 00:53 | 02:44 | 01:21 | 15:41 | 1 | 2 | 1 | | 2 | | | | | | | | |
| 20 | R | ARMSTRONG, COLBY | 1 | 1 | +2 | | 15:14 | 22 | 00:41 | 00:18 | 01:06 | 13:50 | 2 | | | 1 | | | | | | | | | |
| 25 | C | TALBOT, MAXIME | 1 | 1 | +1 | | 17:44 | 21 | 00:50 | 00:00 | 01:12 | 16:32 | 2 | 2 | 1 | | | | 1 | 2 | 3 | 40 | | | |
| 27 | R | LARAQUE, GEORGES | | | | | 12:25 | 17 | 00:43 | 00:00 | 00:00 | 12:25 | | | | | | | | | | | | | |
| 44 | D | ORPIK, BROOKS | | | -1 | | 13:04 | 14 | 00:56 | 00:00 | 01:21 | 11:43 | 1 | | 1 | 1 | | | | 2 | | | | | |
| 48 | C | KENNEDY, TYLER | | | -2 | | 15:43 | 18 | 00:52 | 01:07 | 00:00 | 14:36 | 2 | | | | | | 3 | | | | | | |
| 55 | D | GONCHAR, SERGEI | | | +1 | | 20:40 | 21 | 00:59 | 02:44 | 00:39 | 17:17 | 4 | 1 | 1 | | 1 | | 1 | | | | | | |
| 58 | D | LETANG, KRISTOPHER | 1 | 1 | | | 12:58 | 16 | 00:48 | 00:18 | 00:00 | 12:40 | 3 | 2 | 1 | | 2 | | 1 | | | | | | |
| 71 | C | MALKIN, EVGENI | 2 | 2 | | | 21:04 | 22 | 00:57 | 02:44 | 00:00 | 18:20 | 6 | 1 | | | 3 | 1 | 1 | 5 | 8 | 38 | | | |
| 87 | C | CROSBY, SIDNEY | 3 | 3 | +2 | | 20:24 | 25 | 00:48 | 01:55 | 00:00 | 18:29 | 2 | 1 | | | | 1 | | 12 | 9 | 57 | | | |
| 29 | G | FLEURY, MARC-ANDRE | | | | | | | | | | | | | | | | 1 | | | | | | | |
| 30 | G | SABOURIN, DANY | | | | | | | | | | | | | | | | | | | | | | | |
| TEAM TOTALS | | | | | | | 4 | 8 | 12 | +5 | 1 | 2 | | | | | | | | | | | | | |
| | | | | | | | | | | | | | 31 | 14 | 10 | 8 | 12 | 12 | 14 | 28 | 29 | 49 | | | |

| | EDMONTON OILERS | | | | | | TOI | | | | | | | | | | | | | | | | | | |
|--------------------|-----------------|-------------------|-----|----|-----|---|-------|-------|-------|-------|-------|-------|-------|-----|----|----|----|----|----|----|----|----|----|--|--|
| | GA | P | +/- | PN | PIM | | TOT | SHF | AVG | PP | SH | EV | S | A/B | MS | HT | GV | TK | BS | FW | FL | F% | | | |
| 5 | D | SMID, LADISLAV | | | -2 | | 20:25 | 24 | 00:51 | 00:00 | 01:55 | 18:30 | | 1 | 1 | 1 | 1 | 2 | 1 | | | | | | |
| 10 | C | HORCOFF, SHAWN | 1 | 1 | +1 | | 21:34 | 24 | 00:53 | 00:59 | 01:48 | 18:47 | 2 | 1 | 2 | | | | 2 | 1 | 12 | 10 | 55 | | |
| 12 | C | NILSSON, ROBERT | 1 | 1 | +1 | | 13:02 | 15 | 00:52 | 01:01 | 00:00 | 12:01 | 2 | 1 | | | | | | | | | | | |
| 13 | C | COGLIANO, ANDREW | | | -1 | | 12:57 | 17 | 00:45 | 01:01 | 00:38 | 11:18 | | 1 | 1 | | | | | | | | | | |
| 14 | L | TORRES, RAFFI | | | -2 | | 12:43 | 19 | 00:40 | 00:00 | 00:00 | 12:43 | | 1 | | | | | 1 | | | | | | |
| 16 | G | STOLL, JARRET | | | -2 | 1 | 2 | 13:06 | 20 | 00:39 | 00:59 | 00:00 | 12:07 | 2 | | 1 | 4 | 1 | | | 4 | 9 | 31 | | |
| 19 | C | REASONER, MARTY | | | | 1 | 2 | 13:37 | 20 | 00:40 | 00:00 | 00:49 | 12:48 | | | | | | 1 | 1 | 8 | 5 | 62 | | |
| 24 | D | STAIOS, STEVE | | | -2 | | 23:17 | 24 | 00:58 | 00:00 | 02:31 | 20:46 | | 1 | 1 | 2 | | | | 3 | | | | | |
| 25 | D | PITKANEN, JONI | 1 | 1 | | | 26:10 | 29 | 00:54 | 00:57 | 01:07 | 24:06 | 2 | | | 1 | 2 | | | | | | | | |
| 27 | R | PENNER, DUSTIN | | | +1 | | 19:13 | 22 | 00:52 | 00:59 | 00:00 | 18:14 | 2 | | | 2 | 2 | 1 | 1 | | | | | | |
| 34 | R | PISANI, FERNANDO | | | | | 17:19 | 21 | 00:49 | 00:00 | 01:35 | 15:44 | 2 | | | | | | | 1 | | | | | |
| 37 | D | GREBESHKOV, DENIS | | | +1 | | 13:25 | 19 | 00:42 | 01:03 | 00:00 | 12:22 | | | | | | 3 | 1 | | | | | | |
| 46 | R | STORTINI, ZACHERY | | | -2 | | 10:07 | 16 | 00:37 | 00:00 | 00:00 | 10:07 | | | | | | | | 2 | 1 | | | | |
| 51 | C | BRODZIAK, KYLE | 1 | 1 | | | 12:27 | 20 | 00:37 | 00:00 | 01:14 | 11:13 | 1 | 1 | | | | | 1 | | | | | | |
| 52 | D | ROURKE, ALLAN | | | | | 12:44 | 18 | 00:42 | 00:00 | 00:00 | 12:44 | 1 | 1 | | | 1 | | | | 2 | | | | |
| 77 | D | GILBERT, TOM | | | +1 | | 23:00 | 27 | 00:51 | 01:01 | 00:31 | 21:28 | 2 | 1 | | | | | | | 2 | | | | |
| 83 | R | HEMSKY, ALES | 1 | 1 | +1 | | 18:59 | 23 | 00:49 | 00:59 | 00:00 | 18:00 | 1 | 4 | 1 | | | | 1 | 1 | | | | | |
| 89 | C | GAGNER, SAM | | | | | 14:36 | 16 | 00:54 | 01:01 | 00:00 | 13:35 | 2 | 1 | | | | | | | 5 | 4 | 56 | | |
| 32 | G | GARON, MATHIEU | | | | | | | | | | | | | | | | | | | | | | | |
| 35 | G | ROLOSON, DWAYNE | | | | | | | | | | | | | | | | 1 | | | | | | | |
| TEAM TOTALS | | | | | | | 2 | 3 | 5 | -5 | 2 | 4 | | | | | | | | | | | | | |
| | | | | | | | | | | | | | 19 | 14 | 7 | 10 | 11 | 12 | 14 | 29 | 28 | 51 | | | |

G=Goals A=Assists P=Points +/-=Plus/Minus PN=Number of Penalties PIM=Penalty Minutes TOI=Time On Ice SHF=# of Shifts AVG=Average Time/Shift S=Shots on Goal A/B=Attempts Blocked MS=Missed Shots HT=Hits Given GV=Giveaways TK=Takeaways BS=Blocked Shots FW=Faceoffs Won FL=Faceoffs Lost F%=Faceoff Win Percentage PP=Power Play SH=Short Handed EV=Even Strength OT=Overtime TOT=Total

VISITOR

Game Summary

HOME



3



Game
Thursday, December 6, 2007
Attendance 19,289 at Pengrowth
Saddledome
Start 7:08 MST ; End 9:52 MST
Game 0410
Final



2



PITTSBURGH PENGUINS
Game 28 Away Game 13

CALGARY FLAMES
Game 29 Home Game 18

SCORING SUMMARY

| G | Per | Time | Str | Team | Goal | Scorer | Assist | Assist | PIT on Ice | CGY on Ice |
|---|-----|-------|-----|------|------|--------------|-------------------|------------------|------------------------|-----------------------|
| 1 | 1 | 19:32 | EV | CGY | 12 | J.IGINLA(15) | 40 A.TANGUAY(19) | 3 D.PHANEUF(11) | 3, 12, 20, 30, 55, 87 | 3, 8, 12, 24, 34, 40 |
| 2 | 2 | 13:54 | PP | PIT | 71 | E.MALKIN(11) | 17 P.SYKORA(9) | 55 S.GONCHAR(19) | 17, 19, 30, 55, 71, 87 | 3, 21, 23, 24, 34 |
| 3 | 2 | 16:23 | PP | CGY | 12 | J.IGINLA(16) | 20 K.HUSELIUS(13) | 22 D.LANGKOW(15) | 4, 19, 20, 25, 30 | 8, 12, 20, 22, 28, 34 |
| 4 | 3 | 11:29 | SH | PIT | 12 | R.MALONE(9) | unassisted | | 4, 12, 19, 30, 87 | 8, 12, 20, 33, 34, 40 |
| 5 | SO | | | PIT | 58 | K.LETANG | | | | |

PITTSBURGH PENGUINS

CALGARY FLAMES

PENALTY SUMMARY

| # | Per | Time | Player | PIM | Penalty | # | Per | Time | Player | PIM | Penalty |
|----------|-----|-------|--------------|-----|----------------|----------|-----|-------|---------------|-----|----------------|
| 1 | 1 | 18:08 | 27 G.LARAQUE | 5 | Fighting (maj) | 1 | 1 | 0:46 | 28 R.REGEHR | 2 | Interference |
| 2 | 2 | 5:35 | 19 R.WHITNEY | 2 | Tripping | 2 | 1 | 18:08 | 17 E.GODARD | 5 | Fighting (maj) |
| 3 | 2 | 14:56 | 11 J.STAAL | 2 | Tripping | 3 | 2 | 0:13 | 11 O.NOLAN | 2 | Roughing |
| 4 | 3 | 10:01 | 10 G.ROBERTS | 2 | Hi-sticking | 4 | 2 | 9:27 | 8 A.ERIKSSON | 2 | Cross checking |
| TOT 4-11 | | | | | | 5 | 2 | 12:29 | 18 M.LOMBARDI | 2 | Slashing |
| | | | | | | 6 | 3 | 13:27 | 6 C.SARICH | 2 | Tripping |
| | | | | | | TOT 6-15 | | | | | |

BY PERIOD

| Per | Goals | Shots | PN | PIM | Per | Goals | Shots | PN | PIM |
|-----|-------|-------|----|-----|-----|-------|-------|----|-----|
| 1 | 0 | 14 | 1 | 5 | 1 | 1 | 8 | 2 | 7 |
| 2 | 1 | 9 | 2 | 4 | 2 | 1 | 12 | 3 | 6 |
| 3 | 1 | 8 | 1 | 2 | 3 | 0 | 6 | 1 | 2 |
| OT | 0 | 4 | 0 | 0 | OT | 0 | 2 | 0 | 0 |
| TOT | 2 | 35 | 4 | 11 | TOT | 2 | 28 | 6 | 15 |

POWERPLAYS (Goals-Opp. / Power Play Time)

| 5v4 | 5v3 | 4v3 | TOT | 5v4 | 5v3 | 4v3 | TOT |
|-----------|-----|-----|-----------|-----------|-----|-----|-----------|
| 1-5/09:25 | | | 1-5/09:25 | 1-3/05:27 | | | 1-3/05:27 |

EVEN STRENGTH (Goals-Occurences / Time)

| 5v5 | 4v4 | 3v3 | TOT | 5v5 | 4v4 | 3v3 | TOT |
|-----------|-----------|-----|------------|-----------|-----------|-----|------------|
| 0-9/45:08 | 0-1/05:00 | | 0-10/50:08 | 1-9/45:08 | 0-1/05:00 | | 1-10/50:08 |

GOALTENDER SUMMARY

| | | TOI | | | | GOALS-SHOTS AGAINST | | | | |
|---------------------|--------------------------|-------|-------|-------|-------|---------------------|------|-----|-----|------|
| | | EV | PP | SH | TOT | 1 | 2 | 3 | OT | TOT |
| PITTSBURGH PENGUINS | | | | | | | | | | |
| 29 | G FLEURY, MARC-ANDRE | 02:39 | 02:00 | 00:00 | 04:39 | 0-2 | | | | 0-2 |
| 30 | G SABOURIN, DANY (W) | 47:29 | 07:25 | 05:27 | 60:21 | 1-6 | 1-12 | 0-6 | 0-2 | 2-26 |
| TEAM TOTALS | | 50:08 | 09:25 | 05:27 | 65:00 | 1-8 | 1-12 | 0-6 | 0-2 | 2-28 |
| CALGARY FLAMES | | | | | | | | | | |
| 31 | G MCELHINNEY, CURTIS | | | | | | | | | |
| 34 | G KIPRUSOFF, MIIKKA (OT) | 50:08 | 05:27 | 09:25 | 65:00 | 0-14 | 1-9 | 1-8 | 0-4 | 2-35 |
| TEAM TOTALS | | 50:08 | 05:27 | 09:25 | 65:00 | 0-14 | 1-9 | 1-8 | 0-4 | 2-35 |

OFFICIALS

Referee: #18 Greg Kimmerly
#11 Kelly Sutherland
Standby:
Linesman: #96 David Brisebois
#66 Darren Gibbs
Standby:

3 STARS Picked By: Charlie Simmer, Rogers Sportsnet

| Team | Pos | Player |
|--------|-----|----------------|
| 1. CGY | R | 12 J.IGINLA |
| 2. CGY | G | 34 M.KIPRUSOFF |
| 3. PIT | C | 71 E.MALKIN |

© Copyright 2007, National Hockey League 2007-12-06-21.59.47

10 11 48 3 55
12 87 20 4 19
25 71 17 5 58
18 27 44

VISITOR

Event Summary

HOME



3



Game
Thursday, December 6, 2007
Attendance 19,289 at Pengrowth
Saddledome
Start 7:08 MST ; End 9:52 MST
Game 0410
Final



2



PITTSBURGH PENGUINS
Game 28 Away Game 13

CALGARY FLAMES
Game 29 Home Game 18

SHOTS SUMMARY (Goals-Shots On Goal)

| PITTSBURGH PENGUINS | | | | | | | | | | CALGARY FLAMES | | | | | | | | | |
|---------------------|-----|-----|-----|-----|-----|-----|------|-----|-----|----------------|-----|-----|-----|-----|-----|-----|------|--|--|
| EV | PP | | | SH | | | TOT | | | EV | PP | | | SH | | | TOT | | |
| 0-25 | 1-9 | | | 1-1 | | | 2-35 | | | 1-22 | 1-3 | | | 0-3 | | | 2-28 | | |
| 5v5 | 5v4 | 5v3 | 4v5 | 4v4 | 4v3 | 3v5 | 3v4 | 3v3 | 5v5 | 5v4 | 5v3 | 4v5 | 4v4 | 4v3 | 3v5 | 3v4 | 3v3 | | |
| 0-21 | 1-9 | | 1-1 | | 0-4 | | | | | 1-20 | 1-3 | | 0-3 | | 0-2 | | | | |

FACE-OFF SUMMARY (Face-offs Won-Face-offs Total / Percentage)

| PITTSBURGH PENGUINS | | | | CALGARY FLAMES | | | |
|---------------------|----------|---------|-----------|----------------|---------|----------|-----------|
| EV | PP | SH | TOT | EV | PP | SH | TOT |
| 22-49/45% | 7-10/70% | 4-6/67% | 33-65/51% | 27-49/55% | 2-6/33% | 3-10/30% | 32-65/49% |

TEAM SUMMARY

| PITTSBURGH PENGUINS | | | | | | | | | | | | | CALGARY FLAMES | | | | | | | | | | | | | | | | | | | | | | |
|---------------------|---|--------------------|-----|----|-----|-----|-----|-------|-------|-------|-------|-------|----------------|-------|----|----|----|----|----|----|----|---|-----|-----|--|----|----|----|----|---|---|----|----|----|----|
| G | A | P | +/- | PN | PIM | TOI | | | | | | S | A/B | MS | HT | GV | TK | BS | FW | FL | F% | | | | | | | | | | | | | | |
| | | | | | | TOT | SHF | AVG | PP | SH | EV | | | | | | | | | | | | | | | | | | | | | | | | |
| 3 | D | EATON, MARK | | | | | | | | | | | | | | | | | | | | | | | | | | | | | | | | | |
| 4 | D | SCUDERI, ROBERT | | | | | | | | | | | | | | | | | | | | | | | | | | | | | | | | | |
| 5 | D | SYDOR, DARRYL | | | | | | | | | | | | | | | | | | | | | | | | | | | | | | | | | |
| 10 | L | ROBERTS, GARY | | | | 1 | 2 | 14:39 | 21 | 00:41 | 01:57 | 00:00 | 12:42 | 4 | | | | | | | | | | | | | | | | | | | | | |
| 11 | C | STAAL, JORDAN | | | | 1 | 2 | 22:25 | 31 | 00:43 | 03:06 | 01:49 | 17:30 | 4 | | | | | | | | | | | | | | | | | | | | | |
| 12 | L | MALONE, RYAN | 1 | 1 | | | | 18:14 | 27 | 00:40 | 02:58 | 01:45 | 13:31 | 2 | 1 | | 3 | 3 | 1 | 2 | 1 | 0 | 100 | | | | | | | | | | | | |
| 17 | R | SYKORA, PETR | | 1 | 1 | | | 16:52 | 22 | 00:46 | 05:26 | 00:00 | 11:26 | 3 | 2 | 2 | | | | | | | | | | | | | | | | | | | |
| 18 | R | HALL, ADAM | | | | | | 12:59 | 19 | 00:41 | 00:32 | 02:14 | 10:13 | 2 | | | | | | | 1 | 2 | 0 | 100 | | | | | | | | | | | |
| 19 | D | WHITNEY, RYAN | | | | +1 | 1 | 2 | 25:10 | 24 | 01:02 | 06:16 | 00:42 | 18:12 | 3 | | | | | | | | | | | | | | | | | | | | |
| 20 | R | ARMSTRONG, COLBY | | | | -1 | | | 16:44 | 26 | 00:38 | 00:37 | 01:53 | 14:14 | 1 | | | | | | | | | | | | | | | | | | | | |
| 25 | C | TALBOT, MAXIME | | | | | | | 17:50 | 28 | 00:38 | 00:20 | 02:02 | 15:28 | | | | | | | | | | | | | | | | | | | | | |
| 27 | R | LARAQUE, GEORGES | | | | 1 | 5 | 09:04 | 14 | 00:38 | 00:20 | 00:00 | 08:44 | 1 | | | | | | | | | | | | | | | | | | | | | |
| 44 | D | ORPIK, BROOKS | | | | | | | 11:45 | 13 | 00:54 | 00:00 | 00:47 | 10:58 | | | | | | | | | | | | | | | | | | | | | |
| 48 | C | KENNEDY, TYLER | | | | | | | 12:10 | 19 | 00:38 | 00:31 | 00:00 | 11:39 | 4 | 1 | | | | | | | | | | | | | | | | | | | |
| 55 | D | GONCHAR, SERGEI | | 1 | 1 | -1 | | | 27:30 | 30 | 00:55 | 06:12 | 03:37 | 17:41 | 2 | 2 | 2 | 1 | | | | | | | | | | | | | | | | | |
| 58 | D | LETANG, KRISTOPHER | | | | | | | 13:38 | 19 | 00:43 | 02:36 | 00:00 | 11:02 | 1 | 1 | | | | | | | | | | | | | | | | | | | |
| 71 | C | MALKIN, EVGENI | 1 | 1 | | | | | 20:40 | 26 | 00:47 | 06:29 | 00:00 | 14:11 | 3 | 1 | | | | | | | | | | | | | | | | | | | |
| 87 | C | CROSBY, SIDNEY | | | | | | | 22:34 | 31 | 00:43 | 05:59 | 01:11 | 15:24 | 2 | 1 | 1 | | | | | | | | | | | | | | | | | | |
| 29 | G | FLEURY, MARC-ANDRE | | | | | | | | | | | | | | | | | | | | | | | | | | | | | | | | | |
| 30 | G | SABOURIN, DANY | | | | | | | | | | | | | | | | | | | | | | | | | | | | | | | | | |
| TEAM TOTALS | | | | | | | | | | | | | 2 | 2 | 4 | -1 | 4 | 11 | | | | | | | | 35 | 10 | 10 | 17 | 9 | 8 | 19 | 33 | 32 | 51 |

| CALGARY FLAMES | | | | | | | | | | | | | PITTSBURGH PENGUINS | | | | | | | | | | | | | | | | | | | | | | |
|----------------|---|--------------------|-----|----|-----|-----|-----|-----|-------|----|-------|-------|---------------------|-------|----|----|----|----|----|----|----|--|--|--|--|----|----|----|----|----|----|----|----|----|----|
| G | A | P | +/- | PN | PIM | TOI | | | | | | S | A/B | MS | HT | GV | TK | BS | FW | FL | F% | | | | | | | | | | | | | | |
| | | | | | | TOT | SHF | AVG | PP | SH | EV | | | | | | | | | | | | | | | | | | | | | | | | |
| 3 | D | PHANEUF, DION | | 1 | 1 | +1 | | | | | | | | | | | | | | | | | | | | | | | | | | | | | |
| 6 | D | SARICH, CORY | | | | | 1 | 2 | 21:41 | 33 | 00:39 | 00:36 | 03:46 | 17:19 | | | | | | | | | | | | | | | | | | | | | |
| 8 | D | ERIKSSON, ANDERS | | | | | 1 | 2 | 23:31 | 35 | 00:40 | 00:38 | 03:22 | 19:31 | | | | | | | | | | | | | | | | | | | | | |
| 11 | R | NOLAN, OWEN | | | | | 1 | 2 | 15:39 | 24 | 00:39 | 01:16 | 00:34 | 13:49 | | | | | | | | | | | | | | | | | | | | | |
| 12 | R | IGINLA, JAROME | 2 | | 2 | | | | 26:11 | 30 | 00:52 | 04:11 | 00:27 | 21:33 | 3 | | | | | | | | | | | | | | | | | | | | |
| 16 | C | SMITH, MARK | | | | | | | 05:15 | 9 | 00:35 | 00:00 | 00:00 | 05:15 | 1 | 1 | 1 | 1 | | | | | | | | | | | | | | | | | |
| 17 | R | GODARD, ERIC | | | | | 1 | 5 | 04:18 | 9 | 00:28 | 00:00 | 00:00 | 04:18 | | | | | | | | | | | | | | | | | | | | | |
| 18 | C | LOMBARDI, MATTHEW | | | | | 1 | 2 | 19:15 | 32 | 00:36 | 00:56 | 03:44 | 14:35 | 1 | 2 | | | | | | | | | | | | | | | | | | | |
| 20 | L | HUSELIUS, KRISTIAN | | 1 | 1 | -1 | | | 16:09 | 18 | 00:53 | 03:25 | 00:00 | 12:44 | 2 | 2 | 1 | | | | | | | | | | | | | | | | | | |
| 21 | D | HALE, DAVID | | | | | | | 17:17 | 22 | 00:47 | 00:00 | 02:48 | 14:29 | | | | | | | | | | | | | | | | | | | | | |
| 22 | C | LANGKOW, DAYMOND | | 1 | 1 | | | | 16:16 | 21 | 00:46 | 02:19 | 00:24 | 13:33 | 2 | 1 | 1 | 2 | 1 | | | | | | | | | | | | | | | | |
| 23 | L | NYSTROM, ERIC | | | | | | | 17:25 | 27 | 00:38 | 00:32 | 05:12 | 11:41 | 6 | 1 | | | | | | | | | | | | | | | | | | | |
| 24 | C | CONROY, CRAIG | | | | | +1 | | 21:03 | 33 | 00:38 | 00:44 | 04:44 | 15:35 | | | | | | | | | | | | | | | | | | | | | |
| 26 | L | NILSON, MARCUS | | | | | | | 04:52 | 8 | 00:36 | 00:00 | 00:00 | 04:52 | | | | | | | | | | | | | | | | | | | | | |
| 28 | D | REGEHR, ROBYN | | | | | 1 | 2 | 13:53 | 21 | 00:39 | 00:22 | 02:45 | 10:46 | | | | | | | | | | | | | | | | | | | | | |
| 33 | D | AUCOIN, ADRIAN | | | | | -1 | | 21:29 | 27 | 00:47 | 04:33 | 01:28 | 15:28 | 3 | 2 | 3 | 3 | 1 | | | | | | | | | | | | | | | | |
| 40 | L | TANGUAY, ALEX | | 1 | 1 | | | | 20:35 | 31 | 00:39 | 02:58 | 02:22 | 15:15 | 2 | | | | | | | | | | | | | | | | | | | | |
| 41 | C | BOYD, DUSTIN | | | | | | | 12:31 | 20 | 00:37 | 00:00 | 01:23 | 11:08 | 2 | 4 | | | | | | | | | | | | | | | | | | | |
| 31 | G | MCELHINNEY, CURTIS | | | | | | | | | | | | | | | | | | | | | | | | | | | | | | | | | |
| 34 | G | KIPRUSOFF, MIHKA | | | | | | | | | | | | | | | | | | | | | | | | | | | | | | | | | |
| TEAM TOTALS | | | | | | | | | | | | | 2 | 4 | 6 | 0 | 6 | 15 | | | | | | | | 28 | 19 | 15 | 28 | 14 | 10 | 10 | 32 | 33 | 49 |

G=Goals A=Assists P=Points +/-Plus/Minus PN=Number of Penalties PIM=Penalty Minutes TOI=Time On Ice SHF=# of Shifts AVG=Average Time/Shift S=Shots on Goal A/B=Attempts Blocked MS=Missed Shots HT=Hits Given GV=Giveaways TK=Takeaways BS=Blocked Shots FW=Faceoffs Won FL=Faceoffs Lost F%=Faceoff Win Percentage PP=Power Play SH=Short Handed EV=Even Strength OT=Overtime TOT=Total

VISITOR

Shootout Summary

HOME



2



Game
Saturday, December 8, 2007
Attendance 18,630 at General Motors
Place
Start 7:09 PST ; End 9:48 PST
Game 0427
Final



1



PITTSBURGH PENGUINS
Game 29 Away Game 14

VANCOUVER CANUCKS
Game 29 Home Game 15

Shootout Summary

| Team | G | S | M | P |
|------|---|---|---|---|
| PIT | 2 | 4 | 2 | 0 |
| VAN | 1 | 3 | 3 | 0 |

Determining Goal: 58 K.LETANG (Attempt #3/#12 - Team/Overall)

Shootout Order / Result

| # | Team | Pos | Shooter | Goaltender | Result | Shot Type | Score(V-H) |
|----|------|-----|------------------|---------------|------------------|-----------|------------|
| 1 | VAN | C | 17 R.KESLER | 30 D.SABOURIN | S | Backhand | 0-0 |
| 2 | PIT | C | 16 E.CHRISTENSEN | 1 R.LUONGO | G | Wrist | 1-0 |
| 3 | VAN | C | 7 B.MORRISON | 30 D.SABOURIN | S | Wrist | 1-0 |
| 4 | PIT | R | 17 P.SYKORA | 1 R.LUONGO | M Over Net | Wrist | 1-0 |
| 5 | VAN | C | 16 T.LINDEN | 30 D.SABOURIN | G | Wrist | 1-1 |
| 6 | PIT | C | 87 S.CROSBY | 1 R.LUONGO | S | Wrist | 1-1 |
| 7 | VAN | L | 9 T.PYATT | 30 D.SABOURIN | M Goalpost | Wrist | 1-1 |
| 8 | PIT | L | 37 J.RUUTU | 1 R.LUONGO | M Wide of Net | Backhand | 1-1 |
| 9 | VAN | L | 19 M.NASLUND | 30 D.SABOURIN | M Wide of Net | Wrist | 1-1 |
| 10 | PIT | C | 71 E.MALKIN | 1 R.LUONGO | S | Wrist | 1-1 |
| 11 | VAN | L | 22 D.SEDIN | 30 D.SABOURIN | M Wide of Net | Wrist | 1-1 |
| 12 | PIT | D | 58 K.LETANG | 1 R.LUONGO | G | Backhand | 2-1 |

Result Key: G=Goal, M=Missed Shot, S=Shot, P=Penalty,

© Copyright 2007, National Hockey League 2007-12-11-6.45.45



THE UNIVERSITY OF CHICAGO
LIBRARY

1968

1968

UNIVERSITY OF CHICAGO LIBRARY

1968

1968

1968

1968

UNIVERSITY OF CHICAGO LIBRARY

1968

UNIVERSITY OF CHICAGO LIBRARY
1968

VISITOR

Game Summary

HOME



2



Game
Saturday, December 8, 2007
Attendance 18,630 at General Motors
Place
Start 7:09 PST ; End 9:48 PST
Game 0427
Final



1



PITTSBURGH PENGUINS
Game 29 Away Game 14

VANCOUVER CANUCKS
Game 29 Home Game 15

SCORING SUMMARY

| G | Per | Time | Str | Team | Goal Scorer | Assist | Assist | PIT on Ice | VAN on Ice |
|---|-----|-------|-------|------|-----------------|---------------------------|-----------------|-----------------------|---------------------|
| 1 | 1 | 18:19 | EV | PIT | 17 P.SYKORA(10) | 71 E.MALKIN(24) | 27 G.LARAQUE(4) | 4, 17, 19, 27, 30, 71 | 1, 2, 7, 9, 15, 23 |
| 2 | 3 | 3:40 | EV | VAN | 17 R.KESLER(8) | 14 A.BURROWS(6) | 8 W.MITCHELL(4) | 3, 4, 12, 20, 30, 87 | 1, 4, 8, 14, 17, 24 |
| - | OT | 2:31 | EV-PS | PIT | 87 S.CROSBY | Unsuccessful Penalty Shot | | 87 | 1 |
| 3 | SO | | | PIT | 58 K.LETANG | | | | |

PITTSBURGH PENGUINS

VANCOUVER CANUCKS

PENALTY SUMMARY

| # | Per | Time | Player | PIM | Penalty | # | Per | Time | Player | PIM | Penalty |
|----------|-----|-------|------------------|-----|----------------------------|----------|-----|-------|---------------|-----|-------------------------|
| 1 | 1 | 5:23 | 25 M.TALBOT | 2 | Hooking | 1 | 1 | 0:43 | 8 W.MITCHELL | 4 | Hi stick - double minor |
| 2 | 1 | 8:23 | 71 E.MALKIN | 2 | Cross checking | 2 | 1 | 6:19 | 9 T.PYATT | 2 | Hooking |
| 3 | 1 | 14:51 | 3 M.EATON | 2 | Hooking | 3 | 2 | 2:44 | 9 T.PYATT | 2 | Holding the stick |
| 4 | 2 | 7:28 | 12 R.MALONE | 2 | Interference on goalkeeper | 4 | 2 | 7:28 | 6 S.SALO | 2 | Delay of game |
| 5 | 2 | 13:43 | 12 R.MALONE | 5 | Fighting (maj) | 5 | 2 | 13:43 | 24 M.COOKE | 5 | Fighting (maj) |
| 6 | 2 | 18:45 | 87 S.CROSBY | 2 | Tripping | 6 | 3 | 4:31 | 27 B.ISBISTER | 2 | Roughing |
| 7 | 3 | 4:31 | 16 E.CHRISTENSEN | 2 | Roughing | 7 | 3 | 7:03 | 5 L.KRAJICEK | 2 | Hi-sticking |
| 8 | 3 | 9:10 | 10 G.ROBERTS | 2 | Hooking | TOT 7-19 | | | | | |
| TOT 8-19 | | | | | | | | | | | |

BY PERIOD

| Per | Goals | Shots | PN | PIM | Per | Goals | Shots | PN | PIM |
|-----|-------|-------|----|-----|-----|-------|-------|----|-----|
| 1 | 1 | 11 | 3 | 6 | 1 | 0 | 6 | 2 | 6 |
| 2 | 0 | 15 | 3 | 9 | 2 | 0 | 16 | 3 | 9 |
| 3 | 0 | 4 | 2 | 4 | 3 | 1 | 13 | 2 | 4 |
| OT | 0 | 3 | 0 | 0 | OT | 0 | 1 | 0 | 0 |
| TOT | 1 | 33 | 8 | 19 | TOT | 1 | 36 | 7 | 19 |

POWERPLAYS (Goals-Opp. / Power Play Time)

| 5v4 | 5v3 | 4v3 | TOT | 5v4 | 5v3 | 4v3 | TOT |
|-----------|-----|-----|-----------|-----------|-----|-----|-----------|
| 0-5/10:56 | | | 0-5/10:56 | 0-5/08:38 | | | 0-5/08:56 |

EVEN STRENGTH (Goals-Occurrences / Time)

| 5v5 | 4v4 | 3v3 | TOT | 5v5 | 4v4 | 3v3 | TOT |
|------------|-----------|-----|------------|------------|-----------|-----|------------|
| 1-11/37:04 | 0-3/08:04 | | 1-14/45:08 | 1-11/37:04 | 0-3/08:04 | | 1-14/45:08 |

GOALTENDER SUMMARY

| PITTSBURGH PENGUINS | | TOI | | | | GOALS-SHOTS AGAINST | | | | |
|---------------------|-----------------------|-------|-------|-------|-------|---------------------|------|------|-----|------|
| | | EV | PP | SH | TOT | 1 | 2 | 3 | OT | TOT |
| 30 | G ISABOURIN, DANY (W) | 44:52 | 10:56 | 08:56 | 64:44 | 0-6 | 0-16 | 1-13 | 0-1 | 1-36 |
| 35 | G CONKLIN, TY | | | | | | | | | |
| | EMPTY NET | 00:16 | 00:00 | 00:00 | 00:16 | | | | | |
| TEAM TOTALS | | 45:08 | 10:56 | 08:56 | 65:00 | 0-6 | 0-16 | 1-13 | 0-1 | 1-36 |

| VANCOUVER CANUCKS | | TOI | | | | GOALS-SHOTS AGAINST | | | | |
|-------------------|------------------------|-------|-------|-------|-------|---------------------|------|-----|-----|------|
| | | EV | PP | SH | TOT | 1 | 2 | 3 | OT | TOT |
| 1 | G LUONGO, ROBERTO (OT) | 45:08 | 08:56 | 10:56 | 65:00 | 1-11 | 0-15 | 0-4 | 0-3 | 1-33 |
| 41 | G SANFORD, CURTIS | | | | | | | | | |
| TEAM TOTALS | | 45:08 | 08:56 | 10:56 | 65:00 | 1-11 | 0-15 | 0-4 | 0-3 | 1-33 |

OFFICIALS

Referee: #32 Tom Kowal
#28 Chris Lee
Standby:

Linesman: #66 Brad Lazarowich
#71 Brad Kovachik
Standby:

3 STARS Picked By: HNIC

- | Team | Pos | Player |
|--------|-----|-------------|
| 1. PIT | D | 58 K.LETANG |
| 2. PIT | C | 71 E.MALKIN |
| 3. VAN | G | 1 R.LUONGO |

12 87 20
16 71 17
10 11 48
37 25 27

19 4
5 58
3 55

VISITOR

Event Summary

HOME



2

Game
Saturday, December 8, 2007
Attendance 18,630 at General Motors
Place
Start 7:09 PST ; End 9:48 PST
Game 0427
Final



1

PITTSBURGH PENGUINS
Game 29 Away Game 14

VANCOUVER CANUCKS
Game 29 Home Game 15

SHOTS SUMMARY (Goals-Shots On Goal)

| PITTSBURGH PENGUINS | | | | | | | | | VANCOUVER CANUCKS | | | | | | | | |
|---------------------|-----|-----|------|-----|-----|------|------|-----|-------------------|-----|-----|-----|-----|-----|-----|-----|-----|
| EV | PP | SH | TOT | | | EV | PP | SH | TOT | | | | | | | | |
| 1-27 | 0-5 | 0-1 | 1-33 | | | 1-19 | 0-11 | 0-6 | 1-36 | | | | | | | | |
| 5v5 | 5v4 | 5v3 | 4v5 | 4v4 | 4v3 | 3v5 | 3v4 | 3v3 | 5v5 | 5v4 | 5v3 | 4v5 | 4v4 | 4v3 | 3v5 | 3v4 | 3v3 |
| 1-24 | 0-5 | 0-1 | 0-3 | | | 1-16 | 0-11 | 0-6 | 0-3 | | | | | | | | |

FACE-OFF SUMMARY (Face-offs Won-Face-offs Total / Percentage)

| PITTSBURGH PENGUINS | | | | VANCOUVER CANUCKS | | | |
|---------------------|---------|----------|-----------|-------------------|----------|---------|-----------|
| EV | PP | SH | TOT | EV | PP | SH | TOT |
| 18-38/47% | 2-8/25% | 3-11/27% | 23-57/40% | 20-38/53% | 8-11/73% | 6-9/75% | 34-57/60% |

TEAM SUMMARY

| PITTSBURGH PENGUINS | G | A | P | +/ | PN | PIM | TOI | | | | | | S | A/B | MS | HT | GV | TK | BS | FW | FL | F% | |
|-------------------------|----------|----------|----------|----------|----------|-----------|-------|-------|-------|-------|-------|-------|-------|-----------|-----------|-----------|-----------|----------|-----------|----------|-----------|-----------|-----------|
| | | | | | | | TOT | SHF | AVG | PP | SH | EV | | | | | | | | | | | |
| 3 DEATON, MARK | | | | | -1 | 1 | 2 | 25:01 | 30 | 00:50 | 01:22 | 05:11 | 18:28 | | | | | | 1 | | | | |
| 4 DISCUDERI, ROBERT | | | | | | | 21:06 | 29 | 00:43 | 00:50 | 03:41 | 16:35 | | 1 | 1 | 1 | | | 3 | 1 | | | |
| 5 D SYDOR, DARRYL | | | | | | | 13:08 | 21 | 00:37 | 02:43 | 00:36 | 09:49 | 1 | | | | | | 1 | | | | |
| 10 L ROBERTS, GARY | | | | | 1 | 2 | 14:57 | 19 | 00:47 | 02:49 | 00:00 | 12:08 | | | | 1 | | | | | | | |
| 11 C STAAL, JORDAN | | | | | | | 21:32 | 30 | 00:43 | 01:52 | 05:17 | 14:23 | 1 | | 2 | | | | 2 | 6 | 13 | 32 | |
| 12 L MALONE, RYAN | | | | | -1 | 2 | 7 | 21:33 | 27 | 00:47 | 06:31 | 06:00 | 09:02 | 2 | | 3 | 2 | | 1 | 1 | 0 | 100 | |
| 16 C CHRISTENSEN, ERIK | | | | | 1 | 2 | 07:04 | 11 | 00:38 | 02:03 | 00:00 | 05:01 | 3 | | | | | | | 4 | 3 | 57 | |
| 17 R SYKORA, PETR | 1 | | | 1 | + | | 13:13 | 18 | 00:44 | 03:53 | 00:00 | 09:20 | 4 | 1 | 1 | | | | 1 | | | 0 | |
| 19 D WHITNEY, RYAN | | | | | + | | 27:19 | 31 | 00:52 | 06:57 | 03:09 | 17:13 | 1 | 2 | | | 1 | | 1 | | | 1 | 0 |
| 20 R ARMSTRONG, COLBY | | | | | -1 | | 15:22 | 21 | 00:43 | 00:38 | 02:51 | 11:53 | 2 | 1 | 1 | | | | | | | | |
| 25 C TALBOT, MAXIME | | | | | | 1 | 2 | 10:43 | 18 | 00:35 | 00:44 | 02:35 | 07:24 | 2 | | | 2 | | | 3 | 3 | 50 | |
| 27 R LARAQUE, GEORGES | | 1 | 1 | + | 1 | | 09:04 | 13 | 00:41 | 00:00 | 00:00 | 09:04 | 5 | | | | | | | | | | |
| 37 L RUUTU, JARKKO | | | | | | | 11:05 | 15 | 00:44 | 00:00 | 00:00 | 11:05 | 2 | 1 | 1 | 3 | | | | | | | |
| 48 C KENNEDY, TYLER | | | | | | | 10:49 | 14 | 00:46 | 00:21 | 00:00 | 10:28 | 1 | 1 | | 2 | | | | | | | |
| 55 D GONCHAR, SERGEI | | | | | | | 30:54 | 34 | 00:54 | 07:23 | 05:15 | 18:16 | 2 | 2 | 1 | 1 | | | 2 | | | | |
| 58 D LETANG, KRISTOPHER | | | | | | | 12:41 | 20 | 00:38 | 02:37 | 00:00 | 10:04 | 2 | | | 2 | | | | | | | |
| 71 C MALKIN, EVGENI | | 1 | 1 | + | 1 | 2 | 21:09 | 24 | 00:52 | 08:17 | 00:00 | 12:52 | 3 | 1 | 1 | | | | 1 | 4 | 3 | 57 | |
| 87 C CROSBY, SIDNEY | | | | | -1 | 1 | 2 | 21:36 | 28 | 00:46 | 05:40 | 01:09 | 14:47 | 2 | | 1 | | | | 5 | 11 | 31 | |
| 30 G SABOURIN, DANY | | | | | | | | | | | | | | | | | 1 | | | | | | |
| 35 G CONKLIN, TY | | | | | | | | | | | | | | | | | | | | | | | |
| TEAM TOTALS | 1 | 2 | 3 | 0 | 8 | 19 | | | | | | | | 33 | 10 | 12 | 16 | 2 | 10 | 5 | 23 | 34 | 40 |

| VANCOUVER CANUCKS | G | A | P | +/ | PN | PIM | TOI | | | | | | S | A/B | MS | HT | GV | TK | BS | FW | FL | F% | |
|-------------------------|----------|----------|----------|----------|----------|-----------|-------|-------|-------|-------|-------|-------|-------|-----------|----------|----------|----------|----------|----------|-----------|-----------|-----------|-----------|
| | | | | | | | TOT | SHF | AVG | PP | SH | EV | | | | | | | | | | | |
| 2 D OHLUND, MATTIAS | | | | | -1 | | 27:03 | 32 | 00:50 | 03:27 | 04:54 | 18:42 | 2 | | | | 1 | | | 3 | | | |
| 4 D MILLER, AARON | | | | | + | 1 | 18:57 | 29 | 00:39 | 00:19 | 05:07 | 13:31 | | | | | | | 2 | | | | |
| 5 D KRAJICEK, LUKAS | | | | | | 1 | 2 | 20:09 | 30 | 00:40 | 03:07 | 01:55 | 15:07 | | | | | | 2 | | | | |
| 6 D SALO, SAMI | | | | | | 1 | 2 | 21:22 | 32 | 00:40 | 05:10 | 03:12 | 13:00 | 5 | | | 1 | | | | | | |
| 7 C MORRISON, BRENDAN | | | | | -1 | | 15:27 | 21 | 00:44 | 03:15 | 00:38 | 11:34 | 2 | | 1 | | | | | 5 | 7 | 42 | |
| 8 D MITCHELL, WILLIE | | 1 | 1 | + | 1 | 4 | 19:07 | 28 | 00:40 | 00:30 | 03:23 | 15:14 | | | | 1 | | 1 | 1 | | | | |
| 9 L PYATT, TAYLOR | | | | | -1 | 2 | 4 | 14:22 | 22 | 00:39 | 03:07 | 00:00 | 11:15 | 4 | | | | | | | | | |
| 14 L BURROWS, ALEXANDRE | | 1 | 1 | + | 1 | | 15:05 | 23 | 00:39 | 00:00 | 04:21 | 10:44 | 4 | | | 1 | 1 | 1 | | | | | |
| 15 C CRITCHIE, BYRON | | | | | -1 | | 13:03 | 20 | 00:39 | 00:42 | 03:21 | 09:00 | 1 | | | | | | | 2 | 0 | 100 | |
| 16 C LINDEN, TREVOR | | | | | | | 08:29 | 13 | 00:39 | 00:00 | 02:16 | 06:13 | | | | | | | 1 | 1 | 6 | 14 | |
| 17 C KESLER, RYAN | 1 | | | 1 | + | 1 | 19:51 | 30 | 00:39 | 02:33 | 04:01 | 13:17 | 4 | | | | | | 1 | 14 | 4 | 78 | |
| 19 L NASLUND, MARKUS | | | | | | | 19:52 | 25 | 00:47 | 05:49 | 00:38 | 13:25 | 2 | | | | | | | | | | |
| 20 L COWAN, JEFF | | | | | | | 07:13 | 11 | 00:39 | 00:00 | 02:12 | 05:01 | 3 | | | 1 | | | | | | | |
| 22 L SEDIN, DANIEL | | | | | | | 22:50 | 28 | 00:48 | 05:41 | 01:33 | 15:36 | 3 | 1 | 2 | | | | | | | | |
| 23 D EDLER, ALEXANDER | | | | | -1 | | 23:39 | 28 | 00:50 | 05:19 | 03:21 | 14:59 | 4 | 3 | | 1 | | | | | | | |
| 24 L COOKE, MATT | | | | | + | 1 | 5 | 11:29 | 18 | 00:38 | 00:00 | 01:29 | 10:00 | 1 | | | 1 | 1 | | | | | |
| 27 L ISBISTER, BRAD | | | | | | 1 | 2 | 06:50 | 10 | 00:41 | 00:00 | 00:00 | 06:50 | 1 | 1 | | | | | | | | |
| 33 C SEDIN, HENRIK | | | | | | | 21:12 | 26 | 00:48 | 05:41 | 01:23 | 14:08 | | | | 1 | | 1 | | 12 | 6 | 67 | |
| 1 G LUONGO, ROBERTO | | | | | | | | | | | | | | | | | | | | | | | |
| 41 G SANFORD, CURTIS | | | | | | | | | | | | | | | | | | | | | | | |
| TEAM TOTALS | 1 | 2 | 3 | 0 | 7 | 19 | | | | | | | | 36 | 5 | 5 | 5 | 4 | 5 | 10 | 34 | 23 | 60 |

G=Goals A=Assists P=Points +/-=Plus/Minus PN=Number of Penalties PIM=Penalty Minutes TOI=Time On Ice SHF=# of Shifts AVG=Average Time/Shift S=Shots on Goal A/B=Attempts Blocked MS=Missed Shots HT=Hits Given GV=Giveaways TK=Takeaways BS=Blocked Shots FW=Faceoffs Won FL=Faceoffs Lost F%=Faceoff Win Percentage PP=Power Play SH=Short Handed EV=Even Strength OT=Overtime TOT=Total

VISITOR

Game Summary

HOME



2



Game
Tuesday, December 11, 2007
Attendance 19,409 at Wachovia Center
Start 7:10 EST ; End 10:00 EST
Game 0441
Final



8



PITTSBURGH PENGUINS
Game 30 Away Game 15

PHILADELPHIA FLYERS
Game 28 Home Game 12

SCORING SUMMARY

| G | Per | Time | Str | Team | Goal | Scorer | Assist | Assist | PIT on Ice | PHI on Ice | | |
|----|-----|-------|-----|------|------|---------------|--------|----------------|------------|----------------|------------------------|------------------------|
| 1 | 1 | 1:11 | EV | PHI | 15 | J.LUPUL(7) | 20 | R.UMBERGER(13) | 18 | M.RICHARDS(18) | 4, 17, 18, 19, 30, 71 | 6, 15, 18, 20, 43, 44 |
| 2 | 1 | 3:44 | EV | PHI | 15 | J.LUPUL(8) | 5 | B.COBURN(9) | 18 | M.RICHARDS(19) | 4, 19, 20, 30, 37, 87 | 5, 15, 18, 20, 43, 44 |
| 3 | 1 | 12:39 | PP | PIT | 19 | R.WHITNEY(6) | 55 | S.GONCHAR(20) | 87 | S.CROSBY(27) | 17, 19, 30, 55, 71, 87 | 18, 20, 28, 43, 44 |
| 4 | 1 | 14:28 | PP | PIT | 17 | P.SYKORA(11) | 71 | E.MALKIN(25) | 87 | S.CROSBY(28) | 17, 19, 30, 55, 71, 87 | 6, 18, 24, 43, 44 |
| 5 | 2 | 8:10 | EV | PHI | 20 | R.UMBERGER(4) | 15 | J.LUPUL(12) | 18 | M.RICHARDS(20) | 4, 10, 19, 30, 48, 87 | 5, 15, 18, 20, 21, 43 |
| 6 | 2 | 10:10 | EV | PHI | 20 | R.UMBERGER(5) | 15 | J.LUPUL(13) | 21 | J.SMITH(3) | 4, 12, 19, 20, 30, 87 | 5, 15, 18, 20, 21, 43 |
| 7 | 2 | 19:50 | PP | PHI | 22 | M.KNUBLE(9) | 15 | J.LUPUL(14) | 44 | K.TIMONEN(13) | 4, 11, 18, 30, 55 | 15, 18, 22, 43, 44, 48 |
| 8 | 3 | 4:07 | PP | PHI | 15 | J.LUPUL(9) | 22 | M.KNUBLE(9) | 48 | D.BRIERE(19) | 3, 11, 18, 35, 55 | 15, 18, 22, 43, 44, 48 |
| 9 | 3 | 6:09 | PP | PHI | 5 | B.COBURN(2) | 20 | R.UMBERGER(14) | 6 | R.JONES(10) | 4, 18, 20, 27, 35 | 5, 6, 17, 19, 20, 43 |
| 10 | 3 | 17:48 | PP | PHI | 20 | R.UMBERGER(6) | 11 | R.POTULNY(1) | | | 12, 35, 44, 48, 55 | 8, 9, 11, 20, 28, 43 |

PITTSBURGH PENGUINS

PHILADELPHIA FLYERS

PENALTY SUMMARY

| # | Per | Time | Player | PIM | Penalty | # | Per | Time | Player | PIM | Penalty |
|-----------|-----|-------|------------------|-----|-------------------------------|-----------|-----|-------|---------------|-----|---------------------|
| 1 | 1 | 0:20 | 12 R.MALONE | 5 | Fighting (maj) | 1 | 1 | 0:20 | 21 J.SMITH | 5 | Fighting (maj) |
| 2 | 1 | 18:51 | 17 P.SYKORA | 2 | Roughing | 2 | 1 | 12:13 | 11 R.POTULNY | 2 | Slashing |
| 3 | 2 | 2:24 | 10 G.ROBERTS | 2 | Hi-sticking | 3 | 1 | 13:46 | 17 J.CARTER | 2 | Interference |
| 4 | 2 | 3:33 | 55 S.GONCHAR | 2 | Roughing | 4 | 2 | 14:10 | 28 L.KUKKONEN | 2 | Holding |
| 5 | 2 | 14:10 | 16 E.CHRISTENSEN | 2 | Roughing | 5 | 2 | 14:52 | 6 R.JONES | 2 | Hooking |
| 6 | 2 | 19:02 | 58 K.LETANG | 2 | Roughing | 6 | 3 | 3:02 | 55 B.EAGER | 5 | Fighting (maj) |
| 7 | 2 | 19:02 | 58 K.LETANG | 2 | Unsportsmanlike conduct | 7 | 3 | 13:49 | 17 J.CARTER | 5 | Fighting (maj) |
| 8 | 3 | 3:02 | 27 G.LARAQUE | 2 | Roughing | 8 | 3 | 13:49 | 19 S.HARTNELL | 5 | Fighting (maj) |
| 9 | 3 | 3:02 | 27 G.LARAQUE | 2 | Roughing | 9 | 3 | 13:49 | 17 J.CARTER | 10 | Misconduct (10 min) |
| 10 | 3 | 3:02 | 10 G.ROBERTS | 5 | Fighting (maj) | 10 | 3 | 13:49 | 19 S.HARTNELL | 10 | Game misconduct |
| 11 | 3 | 6:01 | 55 S.GONCHAR | 2 | Delaying Game-Puck over glass | 11 | 3 | 16:47 | 53 D.TOLPEKO | 10 | Misconduct (10 min) |
| 12 | 3 | 7:19 | 20 C.ARMSTRONG | 2 | Roughing | TOT 11-58 | | | | | |
| 13 | 3 | 9:50 | 27 G.LARAQUE | 2 | Cross checking | 10 | 11 | 48 | 19 | 4 | |
| 14 | 3 | 12:20 | 44 B.ORPIK | 2 | Slashing | 12 | 87 | 20 | 3 | 55 | |
| 15 | 3 | 13:49 | 19 R.WHITNEY | 5 | Fighting (maj) | 37 | 16 | 27 | 44 | 58 | |
| 16 | 3 | 13:49 | 20 C.ARMSTRONG | 5 | Fighting (maj) | 18 | 71 | 17 | | | |
| 17 | 3 | 13:49 | 19 R.WHITNEY | 10 | Misconduct (10 min) | | | | | | |
| 18 | 3 | 13:49 | 20 C.ARMSTRONG | 10 | Game misconduct | | | | | | |
| 19 | 3 | 16:47 | 27 G.LARAQUE | 2 | Interference on goalkeeper | | | | | | |
| 20 | 3 | 16:47 | 27 G.LARAQUE | 10 | Misconduct (10 min) | | | | | | |
| 21 | 3 | 16:47 | 71 E.MALKIN | 10 | Misconduct (10 min) | | | | | | |
| 22 | 3 | 19:00 | 37 J.RUUTU | 2 | Roughing | | | | | | |
| 23 | 3 | 19:00 | 37 J.RUUTU | 10 | Misconduct (10 min) | | | | | | |
| TOT 23-98 | | | | | | | | | | | |

BY PERIOD

| Per | Goals | Shots | PN | PIM | Per | Goals | Shots | PN | PIM |
|-----|-------|-------|----|-----|-----|-------|-------|----|-----|
| 1 | 2 | 12 | 2 | 7 | 1 | 2 | 11 | 3 | 9 |
| 2 | 0 | 8 | 5 | 10 | 2 | 3 | 14 | 2 | 4 |
| 3 | 0 | 2 | 16 | 81 | 3 | 3 | 15 | 6 | 45 |
| TOT | 2 | 22 | 23 | 98 | TOT | 8 | 40 | 11 | 58 |

POWERPLAYS (Goals-Opp. / Power Play Time)

| 5v4 | 5v3 | 4v3 | TOT | 5v4 | 5v3 | 4v3 | TOT |
|-----------|-----|-----------|-----------|------------|-----------|-----|------------|
| 2-3/01:50 | | 0-0/01:18 | 2-3/03:08 | 4-11/16:45 | 0-2/02:12 | | 4-13/19:16 |

EVEN STRENGTH (Goals-Occurences / Time)

| 5v5 | 4v4 | 3v3 | TOT | 5v5 | 4v4 | 3v3 | TOT |
|------------|-----------|-----|------------|------------|-----------|-----|------------|
| 0-12/36:54 | 0-1/00:42 | | 0-13/37:36 | 4-12/36:54 | 0-1/00:42 | | 4-13/37:36 |

GOALTENDER SUMMARY

| | | TOI | | | | GOALS-SHOTS AGAINST | | | |
|---------------------|----------------------|-------|-------|-------|-------|---------------------|------|------|------|
| | | EV | PP | SH | TOT | 1 | 2 | 3 | TOT |
| PITTSBURGH PENGUINS | | | | | | | | | |
| 30 | G SABOURIN, DANY (L) | 30:41 | 03:08 | 08:07 | 39:56 | 2-11 | 3-14 | | 5-25 |
| 35 | G CONKLIN, TY | 06:51 | 00:00 | 13:09 | 20:00 | | | | 3-15 |
| EMPTY NET | | 00:04 | 00:00 | 00:00 | 00:04 | | | | |
| TEAM TOTALS | | 37:36 | 03:08 | 19:16 | 60:00 | 2-11 | 3-14 | 3-15 | 8-40 |
| PHILADELPHIA FLYERS | | | | | | | | | |
| 30 | G NIITTYMAKI, ANTERO | | | | | | | | |
| 43 | G BIRON, MARTIN (W) | 37:27 | 19:16 | 03:08 | 59:51 | 2-12 | 0-8 | 0-2 | 2-22 |
| EMPTY NET | | 00:09 | 00:00 | 00:00 | 00:09 | | | | |
| TEAM TOTALS | | 37:36 | 19:16 | 03:08 | 60:00 | 2-12 | 0-8 | 0-2 | 2-22 |

OFFICIALS

Referee: #7 Bill McCreary
#5 Chris Rooney
Standby:
Linesman: #91 Don Henderson
#47 Dan Schachte
Standby:

3 STARS Picked By: Rob Parent Del. Co Daily Times

| Team | Pos | Player |
|--------|-----|---------------|
| 1. PHI | R | 15 J.LUPUL |
| 2. PHI | C | 18 M.RICHARDS |
| 3. PIT | C | 87 S.CROSBY |

UNITED STATES DEPARTMENT OF THE INTERIOR
BUREAU OF LAND MANAGEMENT

TO: [Illegible]

FROM: [Illegible]

SUBJECT: [Illegible]

[Illegible text]

[Illegible text]

[Illegible text]

[Illegible text]

[Illegible text]

[Illegible text]

[Illegible text]

[Illegible text]

[Illegible text]

[Illegible text]

VISITOR

Game Summary

HOME



Game
Tuesday, December 11, 2007
Attendance 19,409 at Wachovia Center
Start 7:10 EST ; End 10:00 EST
Game 0441
Final



PITTSBURGH PENGUINS
Game 30 Away Game 15

PHILADELPHIA FLYERS
Game 28 Home Game 12

SCORING SUMMARY

| G | Per | Time | Str | Team | Goal | Scorer | Assist | Assist | PIT on Ice | PHI on Ice |
|----|-----|-------|-----|------|------|---------------|-------------------|-------------------|------------------------|------------------------|
| 1 | 1 | 1:11 | EV | PHI | 15 | J.LUPUL(7) | 20 R.UMBERGER(13) | 18 M.RICHARDS(18) | 4, 17, 18, 19, 30, 71 | 6, 15, 18, 20, 43, 44 |
| 2 | 1 | 3:44 | EV | PHI | 15 | J.LUPUL(8) | 5 B.COBURN(9) | 18 M.RICHARDS(19) | 4, 19, 20, 30, 37, 87 | 5, 15, 18, 20, 43, 44 |
| 3 | 1 | 12:39 | PP | PIT | 19 | R.WHITNEY(6) | 55 S.GONCHAR(20) | 87 S.CROSBY(27) | 17, 19, 30, 55, 71, 87 | 18, 20, 28, 43, 44 |
| 4 | 1 | 14:28 | PP | PIT | 17 | P.SYKORA(11) | 71 E.MALKIN(25) | 87 S.CROSBY(28) | 17, 19, 30, 55, 71, 87 | 6, 18, 24, 43, 44 |
| 5 | 2 | 8:10 | EV | PHI | 20 | R.UMBERGER(4) | 15 J.LUPUL(12) | 18 M.RICHARDS(20) | 4, 10, 19, 30, 48, 87 | 5, 15, 18, 20, 21, 43 |
| 6 | 2 | 10:10 | EV | PHI | 20 | R.UMBERGER(5) | 15 J.LUPUL(13) | 21 J.SMITH(3) | 4, 12, 19, 20, 30, 87 | 5, 15, 18, 20, 21, 43 |
| 7 | 2 | 19:50 | PP | PHI | 22 | M.KNUBLE(9) | 15 J.LUPUL(14) | 44 K.TIMONEN(13) | 4, 11, 18, 30, 55 | 15, 18, 22, 43, 44, 48 |
| 8 | 3 | 4:07 | PP | PHI | 15 | J.LUPUL(9) | 22 M.KNUBLE(9) | 48 D.BRIERE(19) | 3, 11, 18, 35, 55 | 15, 18, 22, 43, 44, 48 |
| 9 | 3 | 6:09 | PP | PHI | 5 | B.COBURN(2) | 20 R.UMBERGER(14) | 6 R.JONES(10) | 4, 18, 20, 27, 35 | 5, 6, 17, 19, 20, 43 |
| 10 | 3 | 17:48 | PP | PHI | 20 | R.UMBERGER(6) | 11 R.POTULNY(1) | | 12, 35, 44, 48, 55 | 8, 9, 11, 20, 28, 43 |

PITTSBURGH PENGUINS

PHILADELPHIA FLYERS

PENALTY SUMMARY

| # | Per | Time | Player | PIM | Penalty | # | Per | Time | Player | PIM | Penalty |
|-----------|-----|-------|------------------|-----|-------------------------------|-----------|-----|-------|---------------|-----|---------------------|
| 1 | 1 | 0:20 | 12 R.MALONE | 5 | Fighting (maj) | 1 | 1 | 0:20 | 21 J.SMITH | 5 | Fighting (maj) |
| 2 | 1 | 18:51 | 17 P.SYKORA | 2 | Roughing | 2 | 1 | 12:13 | 11 R.POTULNY | 2 | Slashing |
| 3 | 2 | 2:24 | 10 G.ROBERTS | 2 | Hi-sticking | 3 | 1 | 13:46 | 17 J.CARTER | 2 | Interference |
| 4 | 2 | 3:33 | 55 S.GONCHAR | 2 | Roughing | 4 | 2 | 14:10 | 28 L.KUKKONEN | 2 | Holding |
| 5 | 2 | 14:10 | 16 E.CHRISTENSEN | 2 | Roughing | 5 | 2 | 14:52 | 6 R.JONES | 2 | Hooking |
| 6 | 2 | 19:02 | 58 K.LETANG | 2 | Roughing | 6 | 3 | 3:02 | 55 B.EAGER | 5 | Fighting (maj) |
| 7 | 2 | 19:02 | 58 K.LETANG | 2 | Unsportsmanlike conduct | 7 | 3 | 13:49 | 17 J.CARTER | 5 | Fighting (maj) |
| 8 | 3 | 3:02 | 27 G.LARAQUE | 2 | Roughing | 8 | 3 | 13:49 | 19 S.HARTNELL | 5 | Fighting (maj) |
| 9 | 3 | 3:02 | 27 G.LARAQUE | 2 | Roughing | 9 | 3 | 13:49 | 17 J.CARTER | 10 | Misconduct (10 min) |
| 10 | 3 | 3:02 | 10 G.ROBERTS | 5 | Fighting (maj) | 10 | 3 | 13:49 | 19 S.HARTNELL | 10 | Game misconduct |
| 11 | 3 | 6:01 | 55 S.GONCHAR | 2 | Delaying Game-Puck over glass | 11 | 3 | 16:47 | 53 D.TOLPEKO | 10 | Misconduct (10 min) |
| 12 | 3 | 7:19 | 20 C.ARMSTRONG | 2 | Roughing | TOT 11-58 | | | | | |
| 13 | 3 | 9:50 | 27 G.LARAQUE | 2 | Cross checking | 10 | 11 | | 48 | 19 | 4 |
| 14 | 3 | 12:20 | 44 B.ORPIK | 2 | Slashing | 12 | 87 | | 20 | 3 | 55 |
| 15 | 3 | 13:49 | 19 R.WHITNEY | 5 | Fighting (maj) | 37 | 16 | | 27 | 44 | 58 |
| 16 | 3 | 13:49 | 20 C.ARMSTRONG | 5 | Fighting (maj) | 18 | 71 | | 17 | | |
| 17 | 3 | 13:49 | 19 R.WHITNEY | 10 | Misconduct (10 min) | | | | | | |
| 18 | 3 | 13:49 | 20 C.ARMSTRONG | 10 | Game misconduct | | | | | | |
| 19 | 3 | 16:47 | 27 G.LARAQUE | 2 | Interference on goalkeeper | | | | | | |
| 20 | 3 | 16:47 | 27 G.LARAQUE | 10 | Misconduct (10 min) | | | | | | |
| 21 | 3 | 16:47 | 71 E.MALKIN | 10 | Misconduct (10 min) | | | | | | |
| 22 | 3 | 19:00 | 37 J.RUUTU | 2 | Roughing | | | | | | |
| 23 | 3 | 19:00 | 37 J.RUUTU | 10 | Misconduct (10 min) | | | | | | |
| TOT 23-98 | | | | | | | | | | | |

BY PERIOD

| Per | Goals | Shots | PN | PIM | Per | Goals | Shots | PN | PIM |
|-----|-------|-------|----|-----|-----|-------|-------|----|-----|
| 1 | 2 | 12 | 2 | 7 | 1 | 2 | 11 | 3 | 9 |
| 2 | 0 | 8 | 5 | 10 | 2 | 3 | 14 | 2 | 4 |
| 3 | 0 | 2 | 16 | 81 | 3 | 3 | 15 | 6 | 45 |
| TOT | 2 | 22 | 23 | 98 | TOT | 8 | 40 | 11 | 58 |

POWERPLAYS (Goals-Opp. / Power Play Time)

| 5v4 | 5v3 | 4v3 | TOT | 5v4 | 5v3 | 4v3 | TOT |
|-----------|-----|-----------|-----------|------------|-----------|-----|------------|
| 2-3/01:50 | | 0-0/01:18 | 2-3/03:08 | 4-11/16:45 | 0-2/02:12 | | 4-13/19:16 |

EVEN STRENGTH (Goals-Occurrences / Time)

| 5v5 | 4v4 | 3v3 | TOT | 5v5 | 4v4 | 3v3 | TOT |
|------------|-----------|-----|------------|------------|-----------|-----|------------|
| 0-12/36:54 | 0-1/00:42 | | 0-13/37:36 | 4-12/36:54 | 0-1/00:42 | | 4-13/37:36 |

GOALTENDER SUMMARY

| PITTSBURGH PENGUINS | | TOI | | | | GOALS-SHOTS AGAINST | | | |
|---------------------|----------------------|-------|-------|-------|-------|---------------------|------|------|------|
| | | EV | PP | SH | TOT | 1 | 2 | 3 | TOT |
| 30 | G SABOURIN, DANY (L) | 30:41 | 03:08 | 06:07 | 39:56 | 2-11 | 3-14 | | 5-25 |
| 35 | G CONKLIN, TY | 06:51 | 00:00 | 13:09 | 20:00 | | | 3-15 | 3-15 |
| | EMPTY NET | 00:04 | 00:00 | 00:00 | 00:04 | | | | |
| TEAM TOTALS | | 37:36 | 03:08 | 19:16 | 60:00 | 2-11 | 3-14 | 3-15 | 8-40 |
| PHILADELPHIA FLYERS | | TOI | | | | GOALS-SHOTS AGAINST | | | |
| | | EV | PP | SH | TOT | 1 | 2 | 3 | TOT |
| 30 | G NIITYMAKI, ANTERO | | | | | | | | |
| 43 | G BIRON, MARTIN (W) | 37:27 | 19:16 | 03:08 | 59:51 | 2-12 | 0-8 | 0-2 | 2-22 |
| | EMPTY NET | 00:09 | 00:00 | 00:00 | 00:09 | | | | |
| TEAM TOTALS | | 37:36 | 19:16 | 03:08 | 60:00 | 2-12 | 0-8 | 0-2 | 2-22 |

OFFICIALS

Referee: #7 Bill McCreary
#5 Chris Rooney
Standby:
Linesman: #91 Don Henderson
#47 Dan Schachte
Standby:

3 STARS Picked By: Rob Parent Del. Co Daily Times

| Team | Pos | Player |
|--------|-----|---------------|
| 1. PHI | R | 15 J.LUPUL |
| 2. PHI | C | 18 M.RICHARDS |
| 3. PIT | C | 87 S.CROSBY |

VISITOR

Event Summary

HOME



4

Game
Thursday, December 13, 2007
Attendance 16,982 at Mellon Arena
Start 7:37 EST ; End 8:52 EST
Game 0456
Final



1



OTTAWA SENATORS
Game 30 Away Game 14

PITTSBURGH PENGUINS
Game 31 Home Game 16

SHOTS SUMMARY (Goals-Shots On Goal)

| OTTAWA SENATORS | | | | | | | | | PITTSBURGH PENGUINS | | | | | | | | |
|-----------------|-----|-----|------|-----|-----|------|-----|-----|---------------------|-----|-----|-----|-----|-----|-----|--|--|
| EV | PP | SH | TOT | | | EV | PP | SH | TOT | | | | | | | | |
| 2-21 | 2-3 | 0-2 | 4-26 | | | 1-24 | 0-2 | 0-1 | 1-27 | | | | | | | | |
| 5v5 | 5v4 | 5v3 | 4v5 | 4v4 | 3v5 | 3v4 | 3v3 | 5v5 | 5v4 | 5v3 | 4v5 | 4v4 | 3v5 | 3v4 | 3v3 | | |
| 2-21 | 2-3 | 0-2 | | | | 1-24 | 0-2 | 0-1 | | | | | | | | | |

FACE-OFF SUMMARY (Face-offs Won-Face-offs Total / Percentage)

| OTTAWA SENATORS | | | | PITTSBURGH PENGUINS | | | |
|-----------------|---------|---------|-----------|---------------------|---------|---------|-----------|
| EV | PP | SH | TOT | EV | PP | SH | TOT |
| 26-39/67% | 2-4/50% | 5-7/71% | 33-50/66% | 13-39/33% | 2-7/29% | 2-4/50% | 17-50/34% |

TEAM SUMMARY

| OTTAWA SENATORS | | | | | | | | | | | PITTSBURGH PENGUINS | | | | | | | | | | | | | | | | | | | | | | | | | | | | | | | | |
|-----------------|-----------------------|---|---|----|-----|----|-----|-------|-----|-------|---------------------|-------|-------|---|-----|----|----|----|----|----|----|-----|----|----|----|---|----|--|--|--|--|--|--|----|----|---|----|---|---|----|----|----|----|
| # | NAME | G | A | P | +/- | PN | PIM | TOI | | | | | | S | A/B | MS | HT | GV | TK | BS | FW | FL | F% | | | | | | | | | | | | | | | | | | | | |
| | | | | | | | | TOT | SHF | AVG | PP | SH | EV | | | | | | | | | | | | | | | | | | | | | | | | | | | | | | |
| 2 | DIRICHARDSON, LUKE | | | | | | | 14:20 | 20 | 00:43 | 00:00 | 00:49 | 13:31 | | | | | 1 | 1 | 1 | | | | | | | | | | | | | | | | | | | | | | | |
| 4 | DPHILLIPS, CHRIS | | | | +2 | 1 | 2 | 22:24 | 31 | 00:43 | 00:16 | 01:58 | 20:10 | 1 | | | 3 | 1 | | 4 | | | | | | | | | | | | | | | | | | | | | | | |
| 5 | DISCHUBERT, CHRISTOPH | 1 | 1 | | | | | 17:45 | 22 | 00:48 | 00:15 | 03:30 | 14:00 | 3 | 1 | | 3 | | | 1 | | | | | | | | | | | | | | | | | | | | | | | |
| 6 | DREDDEN, WADE | | | | -1 | | | 23:45 | 27 | 00:52 | 03:57 | 03:34 | 16:14 | 1 | 1 | 1 | | | | 1 | | | | | | | | | | | | | | | | | | | | | | | |
| 7 | D'CORVO, JOSEPH | 1 | 1 | -1 | | | | 20:08 | 26 | 00:46 | 04:01 | 00:00 | 16:07 | 2 | 1 | 1 | 1 | | | | | | | | | | | | | | | | | | | | | | | | | | |
| 10 | R'DONOVAN, SHEAN | | | | | | | 09:35 | 11 | 00:52 | 00:00 | 00:21 | 09:14 | 1 | 1 | | | | 1 | | | | | | | | | | | | | | | | | | | | | | | | |
| 11 | R'ALFREDSSON, DANIEL | 1 | 1 | -1 | | | | 21:12 | 25 | 00:50 | 02:27 | 02:31 | 16:14 | 3 | 2 | 2 | | 1 | 1 | | | | | | | | | | | | | | | | | | | | | | | | |
| 12 | C'FISHER, MIKE | 1 | 1 | | | | | 18:38 | 23 | 00:48 | 01:01 | 02:27 | 15:10 | 1 | 1 | 1 | | 1 | | 9 | 5 | 64 | | | | | | | | | | | | | | | | | | | | | |
| 14 | D'MESZAROS, ANDREJ | 2 | 2 | +2 | | | | 22:02 | 32 | 00:41 | 00:27 | 02:09 | 19:26 | 1 | 1 | 1 | | | 3 | | | | | | | | | | | | | | | | | | | | | | | | |
| 15 | L'HEATLEY, DANY | 2 | 2 | +2 | | | | 21:10 | 20 | 01:03 | 03:27 | 00:23 | 17:20 | 2 | 1 | 2 | 3 | | 1 | 1 | 0 | 100 | | | | | | | | | | | | | | | | | | | | | |
| 16 | R'MCGRATTAN, BRIAN | | | | | 1 | 5 | 00:11 | 1 | 00:11 | 00:00 | 00:00 | 00:11 | | | | | | | | | | | | | | | | | | | | | | | | | | | | | | |
| 19 | C'SPEZZA, JASON | 2 | 2 | 4 | +2 | | | 20:34 | 20 | 01:01 | 03:27 | 00:00 | 17:07 | 4 | 1 | | 1 | 1 | | 1 | 8 | 8 | 50 | | | | | | | | | | | | | | | | | | | | |
| 20 | C'VERMETTE, ANTOINE | | | | | 1 | 2 | 16:31 | 21 | 00:47 | 00:00 | 02:33 | 13:58 | 2 | | | | | 1 | 14 | 4 | 78 | | | | | | | | | | | | | | | | | | | | | |
| 22 | C'KELLY, CHRIS | | | | | | | 15:15 | 19 | 00:48 | 00:00 | 02:45 | 12:30 | 4 | | | | | | | | | | | | | | | | | | | | | | | | | | | | | |
| 25 | R'NEIL, CHRISTOPHER | | | | | | | 14:57 | 18 | 00:49 | 02:01 | 00:00 | 12:56 | 1 | 1 | | 3 | | | | | | | | | | | | | | | | | | | | | | | | | | |
| 27 | C'ROBAILLE, RANDY | | | | +1 | | | 14:01 | 14 | 01:00 | 01:01 | 00:00 | 13:00 | 1 | 1 | | | | | | | | | | | | | | | | | | | | | | | | | | | | |
| 37 | L'MCAMMOND, DEAN | | | | | | | 10:49 | 13 | 00:49 | 00:00 | 01:00 | 09:49 | | | | | | | | | | | | | | | | | | | | | | | | | | | | | | |
| 71 | L'FOLIGNO, NICK | | | | -1 | 1 | 2 | 11:05 | 12 | 00:55 | 00:00 | 00:00 | 11:05 | 1 | 2 | | 1 | | | | | | | | | | | | | | | | | | | | | | | | | | |
| 1 | G'EMERY, RAY | | | | | | | | | | | | | | | | | | | | | | | | | | | | | | | | | | | | | | | | | | |
| 29 | G'GERBER, MARTIN | | | | | | | | | | | | | | | | | | | | | | | | | | | | | | | | | | | | | | | | | | |
| TEAM TOTALS | | | | | | | | | | | | | | | | | | | | | | 4 | 8 | 12 | +6 | 4 | 11 | | | | | | | 28 | 15 | 8 | 18 | 3 | 4 | 13 | 33 | 17 | 66 |

| PITTSBURGH PENGUINS | | | | | | | | | | | OTTAWA SENATORS | | | | | | | | | | | | | | | | | | | | | | | | | | | | | | | | |
|---------------------|----------------------|---|---|----|-----|----|-----|-------|-----|-------|-----------------|-------|-------|---|-----|----|----|----|----|----|----|----|----|---|----|---|----|--|--|--|--|--|--|----|----|----|----|---|---|----|----|----|----|
| # | NAME | G | A | P | +/- | PN | PIM | TOI | | | | | | S | A/B | MS | HT | GV | TK | BS | FW | FL | F% | | | | | | | | | | | | | | | | | | | | |
| | | | | | | | | TOT | SHF | AVG | PP | SH | EV | | | | | | | | | | | | | | | | | | | | | | | | | | | | | | |
| 3 | D'EATON, MARK | | | | -1 | | | 16:04 | 21 | 00:45 | 00:00 | 02:08 | 13:56 | 1 | 2 | | | | 3 | | | | | | | | | | | | | | | | | | | | | | | | |
| 4 | D'DISCUDEI, ROBERT | | | | | | | 13:49 | 16 | 00:51 | 00:00 | 02:08 | 11:41 | 1 | | | | | 1 | | | | | | | | | | | | | | | | | | | | | | | | |
| 5 | D'SYDOR, DARRYL | | | | +1 | | | 17:15 | 21 | 00:49 | 02:19 | 00:28 | 14:28 | 1 | 1 | | | | | | | | | | | | | | | | | | | | | | | | | | | | |
| 10 | L'ROBERTS, GARY | | | | +1 | | | 16:56 | 19 | 00:53 | 02:47 | 00:00 | 14:09 | 1 | | | 1 | | | | | | | | | | | | | | | | | | | | | | | | | | |
| 11 | C'STAAL, JORDAN | | | | | | | 21:37 | 26 | 00:49 | 02:04 | 03:06 | 16:27 | 4 | 1 | 1 | 1 | | | 1 | 6 | 9 | 40 | | | | | | | | | | | | | | | | | | | | |
| 12 | L'MALONE, RYAN | | | | -2 | | | 19:58 | 25 | 00:47 | 01:50 | 01:22 | 16:46 | | | 1 | 1 | | | 1 | | | | | | | | | | | | | | | | | | | | | | | |
| 17 | R'SYKORA, PETR | | | | | 1 | 2 | 13:44 | 19 | 00:43 | 03:09 | 00:00 | 10:35 | 1 | | | | | | | | | | | | | | | | | | | | | | | | | | | | | |
| 18 | R'HALL, ADAM | | | | | | | 13:14 | 18 | 00:44 | 00:03 | 03:06 | 10:05 | 1 | | 2 | | | | 0 | 2 | 0 | | | | | | | | | | | | | | | | | | | | | |
| 19 | D'WHITNEY, RYAN | 1 | 1 | +1 | | | | 23:03 | 22 | 01:02 | 03:41 | 02:20 | 17:02 | 3 | | | 1 | | | 2 | | | | | | | | | | | | | | | | | | | | | | | |
| 20 | R'ARMSTRONG, COLBY | | | | -1 | | | 17:30 | 23 | 00:45 | 00:04 | 01:22 | 16:04 | 3 | 1 | | 1 | 1 | | 1 | | | | | | | | | | | | | | | | | | | | | | | |
| 27 | R'LARAQUE, GEORGES | | | | | 1 | 5 | 09:19 | 13 | 00:43 | 00:00 | 00:00 | 09:19 | 1 | | 3 | | | | | | | | | | | | | | | | | | | | | | | | | | | |
| 37 | L'RUUTU, JARKKO | | | | | | | 10:06 | 12 | 00:50 | 00:00 | 00:00 | 10:06 | 1 | | 1 | 3 | | | | | | | | | | | | | | | | | | | | | | | | | | |
| 44 | D'ORPIK, BROOKS | | | | | | | 11:54 | 14 | 00:51 | 00:00 | 00:00 | 11:54 | | | | | | 1 | 2 | | | | | | | | | | | | | | | | | | | | | | | |
| 48 | C'KENNEDY, TYLER | 1 | 1 | | | | | 12:35 | 18 | 00:41 | 01:34 | 00:00 | 11:01 | 5 | | 2 | 1 | 3 | | | | | | | | | | | | | | | | | | | | | | | | | |
| 55 | D'GONCHAR, SERGEI | | | | -2 | 1 | 2 | 21:21 | 23 | 00:55 | 03:29 | 01:52 | 16:00 | 1 | 1 | | | | 2 | | | | | | | | | | | | | | | | | | | | | | | | |
| 58 | D'LETANG, KRISTOPHER | | | | -1 | | | 16:38 | 16 | 01:02 | 02:31 | 00:00 | 14:07 | | | 1 | 1 | 1 | 1 | | | | | | | | | | | | | | | | | | | | | | | | |
| 71 | C'MALKIN, EVGENI | 1 | 1 | | | | | 19:47 | 25 | 00:47 | 03:09 | 00:00 | 16:38 | 1 | 1 | 2 | | | 2 | 1 | 3 | 13 | 19 | | | | | | | | | | | | | | | | | | | | |
| 87 | C'CROSBY, SIDNEY | | | | -2 | 1 | 2 | 21:00 | 27 | 00:46 | 03:20 | 00:00 | 17:40 | 9 | 1 | | 2 | 1 | | 1 | 8 | 9 | 47 | | | | | | | | | | | | | | | | | | | | |
| 30 | G'SABOURIN, DANY | | | | | | | | | | | | | | | | | | | | | | | | | | | | | | | | | | | | | | | | | | |
| 35 | G'CONKLIN, TY | | | | | | | | | | | | | | | | | | | | | | | | | | | | | | | | | | | | | | | | | | |
| TEAM TOTALS | | | | | | | | | | | | | | | | | | | | | | 1 | 2 | 3 | -6 | 4 | 11 | | | | | | | 27 | 13 | 10 | 15 | 7 | 5 | 15 | 17 | 33 | 34 |

G=Goals A=Assists P=Points +/-=Plus/Minus PN=Number of Penalties PIM=Penalty Minutes TOI=Time On Ice SHF=# of Shifts AVG=Average Time/Shift S=Shots on Goal A/B=Attempts Blocked MS=Missed Shots HT=Hits Given GV=Giveaways TK=Takeaways BS=Blocked Shots FW=Faceoffs Won FL=Faceoffs Lost F%=Faceoff Win Percentage PP=Power Play SH=Short Handed EV=Even Strength OT=Overtime TOT=Total

© Copyright 2007, National Hockey League 2007-12-13-22.45.10

VISITOR

HOME

Event Summary



PITTSBURGH PENGUINS
Game 32 Away Game 16

Game
Saturday, December 15, 2007
Attendance 15,269 at Nassau Coliseum
Start 7:08 EST ; End 9:28 EST
Game 0472
Final



NEW YORK ISLANDERS
Game 31 Home Game 17

SHOTS SUMMARY (Goals-Shots On Goal)

| EV | PP | SH | TOT | EV | PP | SH | TOT |
|------|------|-----|------|------|-----|-----|------|
| 2-28 | 1-12 | | 3-40 | 1-20 | 1-3 | 0-6 | 2-29 |
| 5v5 | 5v4 | 5v3 | 4v5 | 4v4 | 4v3 | 3v5 | 3v4 |
| 2-28 | 1-12 | | | 1-20 | 1-3 | 0-6 | |

FACE-OFF SUMMARY (Face-offs Won-Face-offs Total / Percentage)

| EV | PP | SH | TOT | EV | PP | SH | TOT |
|-----------|----------|--------|-----------|-----------|----------|-----------|-----------|
| 14-36/39% | 4-14/29% | 0-3/0% | 18-53/34% | 22-36/61% | 3-3/100% | 10-14/71% | 35-53/66% |

TEAM SUMMARY

| PITTSBURGH PENGUINS | G | A | P | +/- | PN | PIM | TOI | | | | | | S | A/B | MS | HT | GV | TK | BS | FW | FL | F% | | |
|-------------------------|----------|----------|----------|-----------|----------|-----------|-------|-----|-------|-------|-------|-------|---|-----|-----------|----------|-----------|-----------|----------|----------|-----------|-----------|-----------|-----------|
| | | | | | | | TOT | SHF | AVG | PP | SH | EV | | | | | | | | | | | | |
| 3 DEATON, MARK | | | | +1 | | | 19:51 | 25 | 00:47 | 00:26 | 01:40 | 17:45 | | | | 1 | | | | | | 5 | | |
| 4 DISCLER, ROBERT | | | | +1 | 1 | 2 | 09:06 | 9 | 01:00 | 00:00 | 00:58 | 08:08 | 1 | | 1 | | | | | | 3 | | | |
| 5 DISYDOR, DARRYL | | | | | | | 23:56 | 23 | 01:02 | 08:34 | 01:27 | 13:55 | 1 | 1 | 2 | 2 | | | | | | | | |
| 10 L ROBERTS, GARY | | | | | 1 | 5 | 13:11 | 18 | 00:43 | 01:46 | 00:00 | 11:25 | 4 | | | | 1 | 1 | | | | | | |
| 11 C STAAL, JORDAN | | 1 | 1 | | | | 16:12 | 22 | 00:44 | 02:59 | 01:54 | 11:19 | 3 | | | | | | 2 | | 3 | 7 | 30 | |
| 12 L MALONE, RYAN | | | | +2 | | | 18:24 | 22 | 00:50 | 06:08 | 01:13 | 11:03 | 4 | | | 1 | 1 | | | | | | | |
| 17 R SYKORA, PETR | | | | -1 | 1 | 2 | 16:42 | 18 | 00:55 | 06:12 | 00:00 | 10:30 | 6 | 1 | 1 | | | | 1 | | | | | |
| 18 R HALL, ADAM | | | | | | | 10:04 | 15 | 00:40 | 00:09 | 01:25 | 08:30 | 1 | | | 2 | 1 | | | 1 | 3 | 2 | 60 | |
| 19 D WHITNEY, RYAN | 1 | 1 | | +1 | 1 | 2 | 25:10 | 26 | 00:58 | 10:01 | 01:48 | 13:21 | 3 | 1 | 2 | | 2 | | | 2 | | | | |
| 20 R ARMSTRONG, COLBY | | | | | | | 16:53 | 21 | 00:48 | 02:50 | 01:21 | 12:42 | 2 | | | 1 | | | 1 | | 1 | 0 | 100 | |
| 27 R LARAQUE, GEORGES | | | | -1 | | | 10:26 | 12 | 00:52 | 01:21 | 00:00 | 09:05 | 1 | | | 1 | | | | | | | | |
| 36 L JAMES, CONNOR | | | | | | | 07:15 | 11 | 00:39 | 00:09 | 00:00 | 07:06 | 1 | 1 | | | | | | | | | | |
| 37 L RUUTU, JARKKO | | | | | | | 09:24 | 12 | 00:47 | 00:09 | 00:21 | 08:54 | | | 1 | 1 | | | | | | | | |
| 44 D ORPIK, BROOKS | | 1 | 1 | | | | 16:07 | 20 | 00:48 | 02:21 | 00:21 | 13:25 | 1 | | 1 | 2 | 1 | | | 1 | | | | |
| 48 C KENNEDY, TYLER | 1 | 2 | 3 | +2 | | | 16:45 | 21 | 00:47 | 04:09 | 00:00 | 12:36 | 3 | | | | | | | | 0 | 1 | 0 | |
| 58 D LETANG, KRISTOPHER | | 1 | 1 | -1 | | | 25:50 | 25 | 01:02 | 08:04 | 00:00 | 17:46 | 1 | 1 | 1 | 4 | | | | 1 | | | | |
| 71 C MALKIN, EVGENI | | | | -1 | | | 20:28 | 18 | 01:08 | 09:42 | 00:00 | 10:46 | 3 | 2 | | | | | 1 | | 3 | 7 | 30 | |
| 87 C CROSBY, SIDNEY | 1 | 1 | | +2 | | | 21:15 | 23 | 00:55 | 08:35 | 00:00 | 12:40 | 5 | 2 | 1 | | | | 1 | | 8 | 18 | 31 | |
| 30 G SABOURIN, DANY | | | | | | | | | | | | | | | | | | | | | | | | |
| 35 G CONKLIN, TY | | | | | | | | | | | | | | | | | | | | | | | | |
| TEAM TOTALS | 3 | 5 | 8 | +5 | 4 | 11 | | | | | | | | | 40 | 9 | 11 | 15 | 5 | 9 | 13 | 18 | 35 | 34 |

| NEW YORK ISLANDERS | G | A | P | +/- | PN | PIM | TOI | | | | | | S | A/B | MS | HT | GV | TK | BS | FW | FL | F% | | |
|---------------------------|----------|----------|----------|-----------|----------|-----------|-------|-----|-------|-------|-------|-------|---|-----|-----------|-----------|----------|-----------|-----------|-----------|----------|-----------|-----------|-----------|
| | | | | | | | TOT | SHF | AVG | PP | SH | EV | | | | | | | | | | | | |
| 7 R HUNTER, TRENT | | | | -2 | | | 17:30 | 23 | 00:45 | 02:04 | 06:04 | 09:22 | 3 | 1 | | 3 | | | | | | | | |
| 8 D GERVAIS, BRUNO | | | | +1 | | | 23:51 | 25 | 00:57 | 00:47 | 05:16 | 17:48 | 2 | 1 | | 2 | | | | 1 | | | | |
| 10 R PARK, RICHARD | 1 | 1 | | | | | 13:19 | 19 | 00:42 | 01:06 | 04:42 | 07:31 | 3 | 2 | | 1 | | | | | 5 | 3 | 63 | |
| 11 C HILBERT, ANDY | | | | -2 | | | 13:18 | 19 | 00:42 | 00:00 | 03:41 | 09:37 | 1 | | 1 | | | 2 | | | | | | |
| 12 L SIMON, CHRIS | | | | | 3 | 22 | 06:51 | 11 | 00:37 | 00:00 | 00:00 | 06:51 | 1 | 1 | | 1 | 1 | | | | | | | |
| 13 R GUERIN, BILL | | 1 | 1 | | 1 | 2 | 14:06 | 21 | 00:40 | 01:03 | 00:00 | 13:03 | 1 | 1 | | 1 | | | | | 0 | 1 | 0 | |
| 14 D CAMPOLI, CHRIS | | | | +1 | | | 19:59 | 21 | 00:57 | 00:53 | 02:40 | 16:26 | 1 | | | 2 | 1 | | | 1 | | | | |
| 18 C SILLINGER, MICHAEL | | | | -2 | | | 17:38 | 23 | 00:46 | 02:01 | 05:54 | 09:43 | 1 | | 1 | | 2 | 1 | | | 16 | 7 | 70 | |
| 20 L BERGENHEIM, SEAN | | 1 | 1 | +1 | | | 13:33 | 14 | 00:58 | 00:00 | 00:40 | 12:53 | | | | 4 | | | | | | | | |
| 24 D MARTINEK, RADEK | | | | -1 | 1 | 2 | 21:30 | 27 | 00:47 | 00:15 | 08:02 | 13:13 | 1 | 1 | | | | | | 1 | | | | |
| 25 D SUTTON, ANDY | | | | -1 | 2 | 7 | 15:31 | 19 | 00:49 | 00:00 | 04:49 | 10:42 | 2 | | | 2 | 1 | | | | 4 | | | |
| 26 L FEDOTENKO, RUSLAN | | | | | | | 13:57 | 19 | 00:44 | 00:00 | 01:06 | 12:51 | 1 | 1 | | 3 | | | 2 | 1 | | | | |
| 28 R JACKMAN, TIM | | | | | | | 06:04 | 11 | 00:33 | 00:00 | 00:00 | 06:04 | 2 | | | 2 | | | | | | | | |
| 32 D WITT, BRENDAN | | | | -1 | 1 | 2 | 23:57 | 27 | 00:53 | 00:15 | 08:39 | 15:03 | 2 | | | 8 | 1 | | | 1 | | | | |
| 47 D BERGERON, MARC-ANDRE | | | | -1 | | | 13:14 | 16 | 00:49 | 01:59 | 00:00 | 11:15 | 1 | | | 1 | 3 | 1 | | | | | | |
| 63 C VASICEK, JOSEF | 1 | 1 | | +1 | 1 | 2 | 16:15 | 19 | 00:51 | 00:47 | 03:08 | 12:20 | 4 | 1 | | | | | 3 | | 6 | 4 | 60 | |
| 81 R SATAN, MIROSLAV | | 1 | 1 | +1 | | | 18:06 | 19 | 00:57 | 02:05 | 03:02 | 12:59 | 1 | 3 | 2 | | 2 | 1 | | | | | | |
| 89 C COMRIE, MIKE | | 1 | 1 | | | | 17:21 | 21 | 00:49 | 02:20 | 01:09 | 13:52 | 2 | 1 | | 1 | 1 | 1 | | | 8 | 3 | 73 | |
| 34 G DUBIELEWICZ, WADE | | | | | | | | | | | | | | | | | | | | | | | | |
| 39 G DIPIETRO, RICK | | | | | | | | | | | | | | | | | | | | | 2 | 1 | | |
| TEAM TOTALS | 2 | 4 | 6 | -5 | 9 | 37 | | | | | | | | | 29 | 13 | 4 | 31 | 14 | 12 | 9 | 35 | 18 | 66 |

G=Goals A=Assists P=Points +/-=Plus/Minus PN=Number of Penalties PIM=Penalty Minutes TOI=Time On Ice SHF=# of Shifts AVG=Average Time/Shift S=Shots on Goal A/B=Attempts Blocked MS=Missed Shots HT=Hits Given GV=Hits Taken TK=Takeaways BS=Blocked Shots FW=Faceoffs Won FL=Faceoffs Lost F%=Faceoff Win Percentage PP=Power Play SH=Short Handed EV=Even Strength OT=Overtime TOT=Total

VISITOR

Game Summary

HOME



0



Game
Tuesday, December 18, 2007
Attendance 18,200 at Madison Square
Garden
Start 7:08 EST ; End 9:27 EST
Game 0488
Final



4



PITTSBURGH PENGUINS
Game 33 Away Game 17

NEW YORK RANGERS
Game 33 Home Game 18

SCORING SUMMARY

| G | Per | Time | Str | Team | Goal Scorer | Assist | Assist | PIT on Ice | NYR on Ice |
|---|-----|-------|-----|------|----------------|------------------|-------------------|-----------------------|-----------------------|
| 1 | 1 | 1:12 | EV | NYR | 19 S.GOMEZ(7) | 82 M.STRAKA(5) | 68 J.JAGR(16) | 3, 10, 11, 27, 30, 55 | 3, 18, 19, 30, 68, 82 |
| 2 | 2 | 10:30 | EV | NYR | 82 M.STRAKA(5) | 18 M.STAAL(4) | 3 M.ROZSIVAL(11) | 4, 17, 19, 20, 30, 71 | 3, 18, 19, 30, 68, 82 |
| 3 | 2 | 13:21 | PP | NYR | 19 S.GOMEZ(8) | 23 C.DRURY(15) | 3 M.ROZSIVAL(12) | 4, 19, 30, 37, 71 | 3, 14, 19, 23, 30, 82 |
| 4 | 3 | 12:20 | PP | NYR | 23 C.DRURY(6) | 3 M.ROZSIVAL(13) | 14 B.SHANAHAN(13) | 3, 17, 30, 37, 71 | 3, 14, 19, 23, 30, 68 |

PITTSBURGH PENGUINS

NEW YORK RANGERS

PENALTY SUMMARY

| # | Per | Time | Player | PIM Penalty | # | Per | Time | Player | PIM Penalty |
|----------|-----|-------|----------------|------------------------------|----------|-----|-------|----------------|------------------------|
| 1 | 1 | 8:52 | 58 K.LETANG | 2 Holding | 1 | 1 | 15:30 | 27 P.MARA | 2 Interference |
| 2 | 2 | 3:05 | 44 B.ORPIK | 2 Interference | 2 | 2 | 17:58 | 28 C.ORR | 2 Roughing |
| 3 | 2 | 6:04 | 58 K.LETANG | 2 Boarding | 3 | 3 | 4:05 | 15 B.BETTS | 2 Holding |
| 4 | 2 | 11:35 | 18 A.HALL | 2 Tripping | 4 | 3 | 8:07 | 44 R.HOLLWEG | 2 Roughing |
| 5 | 2 | 15:06 | 10 G.ROBERTS | 2 Interference on goalkeeper | 5 | 3 | 10:20 | 44 R.HOLLWEG | 10 Misconduct (10 min) |
| 6 | 3 | 10:20 | 48 T.KENNEDY | 2 Boarding | 6 | 3 | 13:14 | 34 J.STRUDWICK | 2 Roughing |
| 7 | 3 | 10:20 | 48 T.KENNEDY | 10 Misconduct (10 min) | TOT 6-20 | | | | |
| 8 | 3 | 11:04 | 20 C.ARMSTRONG | 2 Holding | | | | | |
| TOT 8-24 | | | | | | | | | |

BY PERIOD

| Per | Goals | Shots | PN | PIM | Per | Goals | Shots | PN | PIM |
|-----|-------|-------|----|-----|-----|-------|-------|----|-----|
| 1 | 0 | 3 | 1 | 2 | 1 | 1 | 10 | 1 | 2 |
| 2 | 0 | 2 | 4 | 8 | 2 | 2 | 11 | 1 | 2 |
| 3 | 0 | 13 | 3 | 14 | 3 | 1 | 10 | 4 | 16 |
| TOT | 0 | 18 | 8 | 24 | TOT | 4 | 31 | 6 | 20 |

POWERPLAYS (Goals-Opp. / Power Play Time)

| 5v4 | 5v3 | 4v3 | TOT | 5v4 | 5v3 | 4v3 | TOT |
|-----------|-----|-----|-----------|-----------|-----------|-----|-----------|
| 0-5/09:59 | | | 0-5/09:59 | 2-6/10:30 | 0-1/01:16 | | 2-7/11:46 |

EVEN STRENGTH (Goals-Occurrences / Time)

| 5v5 | 4v4 | 3v3 | TOT | 5v5 | 4v4 | 3v3 | TOT |
|------------|-----|-----|------------|------------|-----|-----|------------|
| 0-12/38:15 | | | 0-12/38:15 | 2-12/38:15 | | | 2-12/38:15 |

GOALTENDER SUMMARY

| PITTSBURGH PENGUINS | | TOI | | | | GOALS-SHOTS AGAINST | | | |
|---------------------|----------------------|-------|-------|-------|-------|---------------------|------|------|------|
| | | EV | PP | SH | TOT | 1 | 2 | 3 | TOT |
| 30 | G SABOURIN, DANY (L) | 38:11 | 09:59 | 11:46 | 59:56 | 1-10 | 2-11 | 1-10 | 4-31 |
| 35 | G CONKLIN, TY | | | | | | | | |
| EMPTY NET | | 00:04 | 00:00 | 00:00 | 00:04 | | | | |
| TEAM TOTALS | | 38:15 | 09:59 | 11:46 | 60:00 | 1-10 | 2-11 | 1-10 | 4-31 |

| NEW YORK RANGERS | | TOI | | | | GOALS-SHOTS AGAINST | | | |
|------------------|-------------------------|-------|-------|-------|-------|---------------------|-----|------|------|
| | | EV | PP | SH | TOT | 1 | 2 | 3 | TOT |
| 30 | G LUNDQVIST, HENRIK (W) | 38:15 | 11:46 | 09:59 | 60:00 | 0-3 | 0-2 | 0-13 | 0-18 |
| 40 | G VALIQUETTE, STEPHEN | | | | | | | | |
| TEAM TOTALS | | 38:15 | 11:46 | 09:59 | 60:00 | 0-3 | 0-2 | 0-13 | 0-18 |

OFFICIALS

Referee: #48 Frederick L'Ecuyer
#16 Rob Shick
Standby:

Linesman: #89 Steve Miller
#84 Tony Sericolo
Standby:

3 STARS Picked By: hockey writers association

- | | Team | Pos | Player |
|----|------|-----|----------------|
| 1. | NYR | G | 30 H.LUNDQVIST |
| 2. | NYR | C | 19 S.GOMEZ |
| 3. | NYR | C | 23 C.DRURY |

16 87 48 19 4
17 71 20 5 58
10 11 27 3 55
37 18 44

VISITOR

Shootout Summary

HOME



5



PITTSBURGH PENGUINS
Game 34 Away Game 18

Game
Thursday, December 20, 2007
Attendance 15,304 at TD Banknorth
Garden
Start 7:07 EST ; End 9:49 EST
Game 0502
Final



4



BOSTON BRUINS
Game 34 Home Game 15

Shootout Summary

| Team | G | S | M | P |
|------|---|---|---|---|
| PIT | 2 | 2 | 0 | 0 |
| BOS | 0 | 2 | 0 | 0 |

Determining Goal: 16 E.CHRISTENSEN (Attempt #1/#1 - Team/Overall)

Shootout Order / Result

| # | Team | Pos | Shooter | Goaltender | Result | Shot Type | Score(V-H) |
|---|------|-----|------------------|--------------|--------|-----------|------------|
| 1 | PIT | C | 16 E.CHRISTENSEN | 30 T.THOMAS | G | Wrist | 1-0 |
| 2 | BOS | C | 81 P.KESSEL | 35 T.CONKLIN | S | Backhand | 1-0 |
| 3 | PIT | D | 58 K.LETANG | 30 T.THOMAS | G | Wrist | 2-0 |
| 4 | BOS | L | 16 M.STURM | 35 T.CONKLIN | S | Wrist | 2-0 |

Result Key: G=Goal, M=Missed Shot, S=Shot, P=Penalty,

© Copyright 2007, National Hockey League 2007-12-20-22.50.17



1917



THE UNIVERSITY OF CHICAGO
LIBRARY



1917

1917

1917

1917

1917

1917

1917

1917

1917

1917

1917

1917

1917

VISITOR

HOME

Game Summary



5



Game
Thursday, December 20, 2007
Attendance 15,304 at TD Banknorth Garden
Start 7:07 EST ; End 9:49 EST
Game 0502
Final



4



PITTSBURGH PENGUINS
Game 34 Away Game 18

BOSTON BRUINS
Game 34 Home Game 15

SCORING SUMMARY

| G | Per | Time | Str | Team | Goal | Scorer | Assist | Assist | PIT on Ice | BOS on Ice |
|---|-----|-------|-----|------|------|------------------|-------------------|--------------------|------------------------|------------------------|
| 1 | 1 | 0:55 | EV | PIT | 71 | E.MALKIN(12) | 87 S.CROSBY(29) | 20 C.ARMSTRONG(7) | 5, 20, 35, 58, 71, 87 | 11, 21, 27, 30, 33, 91 |
| 2 | 1 | 8:26 | EV | PIT | 87 | S.CROSBY(16) | 20 C.ARMSTRONG(8) | 55 S.GONCHAR(21) | 3, 20, 35, 55, 71, 87 | 11, 21, 27, 30, 33, 91 |
| 3 | 1 | 11:53 | EV | PIT | 71 | E.MALKIN(13) | 87 S.CROSBY(30) | | 3, 20, 35, 55, 71, 87 | 11, 21, 27, 30, 44, 91 |
| 4 | 2 | 11:26 | EV | PIT | 16 | E.CHRISTENSEN(4) | 19 R.WHITNEY(9) | 20 C.ARMSTRONG(9) | 4, 16, 19, 20, 35 | 12, 30, 44, 45, 81 |
| 5 | 2 | 16:04 | PP | BOS | 16 | M.STURM(11) | 21 A.FERENEC(6) | 11 P.AXELSSON(8) | 3, 18, 19, 35, 37 | 6, 11, 13, 16, 21, 30 |
| 6 | 2 | 17:38 | SH | BOS | 11 | P.AXELSSON(5) | 53 J.REICH(1) | | 17, 19, 35, 55, 71, 87 | 6, 11, 30, 44, 53 |
| 7 | 3 | 13:14 | EV | BOS | 56 | P.NOKELAINEN(3) | 21 A.FERENEC(7) | 13 G.METROPOLIT(7) | 3, 5, 11, 18, 35, 55 | 11, 13, 21, 30, 44, 56 |
| 8 | 3 | 17:05 | PP | BOS | 6 | D.WIDEMAN(4) | 16 M.STURM(12) | 91 M.SAVARD(30) | 3, 11, 18, 35, 55 | 6, 16, 17, 30, 33, 91 |
| 9 | SO | | | PIT | 16 | E.CHRISTENSEN | | | | |

PITTSBURGH PENGUINS

BOSTON BRUINS

PENALTY SUMMARY

| # | Per | Time | Player | PIM | Penalty |
|-----------|-----|-------|------------------|-----|-------------------|
| 1 | 1 | 12:30 | 27 G.LARAQUE | 2 | Delaying the game |
| 2 | 1 | 14:36 | 27 G.LARAQUE | 5 | Fighting (maj) |
| 3 | 1 | 18:45 | 71 E.MALKIN | 2 | Slashing |
| 4 | 2 | 5:09 | 87 S.CROSBY | 5 | Fighting (maj) |
| 5 | 2 | 10:30 | 71 E.MALKIN | 2 | Tripping |
| 6 | 2 | 13:25 | 18 A.HALL | 2 | Hi-sticking |
| 7 | 2 | 14:36 | 55 S.GONCHAR | 2 | Tripping |
| 8 | 3 | 6:57 | 37 J.RUUTU | 2 | Hooking |
| 9 | 3 | 11:06 | 55 S.GONCHAR | 2 | Holding |
| 10 | 3 | 16:27 | 16 E.CHRISTENSEN | 2 | Hooking |
| TOT 10-26 | | | | | |

| # | Per | Time | Player | PIM | Penalty |
|----------|-----|-------|-----------------|-----|----------------|
| 1 | 1 | 12:30 | 33 Z.CHARA | 2 | Delay of game |
| 2 | 1 | 14:36 | 33 Z.CHARA | 5 | Fighting (maj) |
| 3 | 2 | 3:09 | 13 G.METROPOLIT | 2 | Holding |
| 4 | 2 | 5:09 | 21 A.FERENEC | 2 | Roughing |
| 5 | 2 | 5:09 | | 5 | Fighting (maj) |
| 6 | 2 | 6:58 | 6 D.WIDEMAN | 2 | Holding |
| 7 | 2 | 11:13 | 6 D.WIDEMAN | 2 | Slashing |
| 8 | 2 | 16:49 | 13 G.METROPOLIT | 2 | Hooking |
| TOT 8-22 | | | | | |

BY PERIOD

| Per | Goals | Shots | PN | PIM |
|-----|-------|-------|----|-----|
| 1 | 3 | 14 | 3 | 9 |
| 2 | 1 | 9 | 4 | 11 |
| 3 | 0 | 4 | 3 | 6 |
| OT | 0 | 2 | 0 | 0 |
| TOT | 4 | 29 | 10 | 26 |

| Per | Goals | Shots | PN | PIM |
|-----|-------|-------|----|-----|
| 1 | 0 | 13 | 2 | 7 |
| 2 | 2 | 11 | 6 | 15 |
| 3 | 2 | 17 | 0 | 0 |
| OT | 0 | 0 | 0 | 0 |
| TOT | 4 | 41 | 8 | 22 |

POWERPLAYS (Goals-Opp. / Power Play Time)

| 5v4 | 5v3 | 4v3 | TOT |
|-----------|-----------|-----|-----------|
| 0-3/08:21 | 0-2/00:11 | | 0-5/08:32 |

| 5v4 | 5v3 | 4v3 | TOT |
|-----------|-----------|-----|-----------|
| 2-6/11:18 | 0-1/00:49 | | 2-7/12:07 |

EVEN STRENGTH (Goals-Occurrences / Time)

| 5v5 | 4v4 | 3v3 | TOT |
|------------|-----------|-----|------------|
| 3-10/36:04 | 1-3/08:17 | | 4-13/44:21 |

| 5v5 | 4v4 | 3v3 | TOT |
|------------|-----------|-----|------------|
| 1-10/36:04 | 0-3/08:17 | | 1-13/44:21 |

GOALTENDER SUMMARY

| PITTSBURGH PENGUINS | | TOI | | | | GOALS-SHOTS AGAINST | | | | | | | |
|---------------------|-------------------|-------|-------|-------|-------|---------------------|------|------|----|------|--|--|--|
| | | EV | PP | SH | TOT | 1 | 2 | 3 | OT | TOT | | | |
| 30 | G SABOURIN, DANY | | | | | | | | | | | | |
| 35 | G CONKLIN, TY (W) | 44:21 | 08:32 | 12:07 | 65:00 | 0-13 | 2-11 | 2-17 | | 4-41 | | | |
| TEAM TOTALS | | 44:21 | 08:32 | 12:07 | 65:00 | 0-13 | 2-11 | 2-17 | | 4-41 | | | |

| BOSTON BRUINS | | TOI | | | | GOALS-SHOTS AGAINST | | | | |
|---------------|----------------------------|-------|-------|-------|-------|---------------------|-----|-----|-----|------|
| | | EV | PP | SH | TOT | 1 | 2 | 3 | OT | TOT |
| 29 | G AULD, ALEXANDER | | | | | | | | | |
| 30 | G THOMAS, TIMOTHY JR. (OT) | 44:17 | 12:07 | 08:32 | 64:56 | 3-14 | 1-9 | 0-4 | 0-2 | 4-29 |
| EMPTY NET | | 00:04 | 00:00 | 00:00 | 00:04 | | | | | |
| TEAM TOTALS | | 44:21 | 12:07 | 08:32 | 65:00 | 3-14 | 1-9 | 0-4 | 0-2 | 4-29 |

OFFICIALS

Referee: #27 Eric Furlatt
#7 Bill McCreary
Standby:
Linesman: #68 Scott Driscoll
#71 Brad Kovachik
Standby:

3 STARS Picked By: WBZ RADIO 1030

Team Pds Player
1. PIT C 87 S.CROSBY
2. PIT C 71 E.MALKIN
3. BOS L 11 P.AXELSSON

11 87 20
17 11 48
37 38 27
5 58

VISITOR

Event Summary

HOME



5



Game
Thursday, December 20, 2007
Attendance 15,304 at TD Banknorth
Garden
Start 7:07 EST ; End 9:49 EST
Game 0502
Final



4



PITTSBURGH PENGUINS
Game 34 Away Game 18

BOSTON BRUINS
Game 34 Home Game 15

SHOTS SUMMARY (Goals-Shots On Goal)

| PITTSBURGH PENGUINS | | | | | | | | | BOSTON BRUINS | | | | | | | | | | |
|---------------------|-----|-----|-----|-----|-----|-----|------|-----|---------------|------|-----|-----|-----|-----|-----|-----|------|--|--|
| EV | PP | | | SH | | | TOT | | | EV | PP | | | SH | | | TOT | | |
| 4-21 | 0-7 | | | 0-1 | | | 4-29 | | | 1-28 | 2-8 | | | 1-5 | | | 4-41 | | |
| 5v5 | 5v4 | 5v3 | 4v5 | 4v4 | 4v3 | 3v5 | 3v4 | 3v3 | 5v5 | 5v4 | 5v3 | 4v5 | 4v4 | 4v3 | 3v5 | 3v4 | 3v3 | | |
| 3-17 | 0-7 | | 0-1 | 1-4 | | | | | 1-27 | 2-8 | | 1-5 | 0-1 | | | | | | |

FACE-OFF SUMMARY (Face-offs Won-Face-offs Total / Percentage)

| PITTSBURGH PENGUINS | | | | BOSTON BRUINS | | | |
|---------------------|----------|----------|-----------|---------------|----------|----------|-----------|
| EV | PP | SH | TOT | EV | PP | SH | TOT |
| 24-47/51% | 9-13/69% | 9-16/56% | 42-76/55% | 23-47/49% | 7-16/44% | 4-13/31% | 34-76/45% |

TEAM SUMMARY

| PITTSBURGH PENGUINS | | | | | | | | | | | | | BOSTON BRUINS | | | | | | | | | | | | | | | | | |
|---------------------|----------------------|---|---|----|-----|----|-----|-------|-----|-------|-------|-------|---------------|---|-----|----|----|----|----|----|----|----|-----|----|----|---|----|----|----|----|
| # | NAME | G | A | P | +/- | PN | PIM | TOI | | | | | | S | A/B | MS | HT | GV | TK | BS | FW | FL | F% | | | | | | | |
| | | | | | | | | TOT | SHF | AVG | PP | SH | EV | | | | | | | | | | | | | | | | | |
| 3 | D EATON, MARK | | | | +1 | | | 20:13 | 28 | 00:43 | 00:00 | 06:32 | 13:41 | 2 | | 1 | | | | | | | | | | | | | | |
| 4 | D SCUDERI, ROBERT | | | | +1 | | | 21:08 | 28 | 00:45 | 00:00 | 05:05 | 16:03 | | | 1 | | | | | | | | | | | | | | |
| 5 | D SYDOR, DARRYL | | | | | | | 18:37 | 27 | 00:41 | 01:49 | 01:38 | 15:10 | | 1 | | | | | | | | | | | | | | | |
| 10 | L ROBERTS, GARY | | | | | | | 11:49 | 17 | 00:41 | 02:46 | 00:00 | 09:03 | | | | | | | | 1 | 0 | 100 | | | | | | | |
| 11 | C STAAL, JORDAN | | | | -1 | | | 20:33 | 27 | 00:45 | 01:02 | 06:30 | 13:01 | 3 | 2 | | 1 | | | | 1 | 7 | 8 | 47 | | | | | | |
| 16 | C CHRISTENSEN, ERIK | 1 | | | +1 | 1 | 2 | 15:55 | 22 | 00:43 | 03:00 | 01:04 | 11:51 | 5 | 1 | | | | | | | 16 | 6 | 73 | | | | | | |
| 17 | R SYKORA, PETR | | | | -1 | | | 15:14 | 21 | 00:43 | 04:53 | 00:00 | 10:21 | | 1 | 2 | | | | | 1 | 1 | 1 | 50 | | | | | | |
| 18 | R HALL, ADAM | | | | -1 | 1 | 2 | 14:48 | 24 | 00:37 | 00:11 | 05:46 | 08:51 | | 1 | | -1 | | | | 1 | 1 | 3 | 3 | 50 | | | | | |
| 19 | D WHITNEY, RYAN | | 1 | 1 | | | | 27:32 | 31 | 00:53 | 06:43 | 04:48 | 16:01 | 3 | 1 | 3 | 1 | | | | | 4 | | | | | | | | |
| 20 | R ARMSTRONG, COLBY | | 3 | 3 | +4 | | | 20:36 | 32 | 00:38 | 00:32 | 04:29 | 15:35 | 2 | | | | | | | 1 | 0 | 1 | 0 | | | | | | |
| 27 | R LARAQUE, GEORGES | | | | | 2 | 7 | 04:53 | 9 | 00:32 | 00:23 | 00:00 | 04:30 | | | | | | | | | | | | | | | | | |
| 37 | L RUUTU, JARKKO | | | | | 1 | 2 | 10:18 | 15 | 00:41 | 00:00 | 03:34 | 06:44 | | | | | | | | 1 | | | | | | | | | |
| 38 | L TAFFE, JEFF | | | | | | | 05:39 | 10 | 00:33 | 01:33 | 00:00 | 04:06 | 1 | | 1 | 1 | | | | | | 2 | 2 | 50 | | | | | |
| 48 | C KENNEDY, TYLER | | | | | | | 11:56 | 18 | 00:39 | 02:33 | 00:00 | 09:23 | 1 | | | 1 | | | | 1 | | | | | | | | | |
| 55 | D GONCHAR, SERGEI | | 1 | 1 | | 2 | 4 | 24:48 | 33 | 00:45 | 05:09 | 05:10 | 14:29 | 3 | 1 | | | | | | 3 | 1 | 2 | | | | | | | |
| 58 | D LETANG, KRISTOPHER | | | | +1 | | | 15:18 | 23 | 00:39 | 01:57 | 00:00 | 13:21 | 3 | | | 1 | | | | 1 | | | | | | | | | |
| 71 | C MALKIN, EVGENI | 2 | | 2 | +2 | 2 | 4 | 22:44 | 26 | 00:52 | 05:33 | 00:53 | 16:18 | 5 | 1 | | | | | | 1 | 1 | | 0 | 1 | 0 | | | | |
| 87 | C CROSBY, SIDNEY | 1 | 2 | 3 | +2 | 1 | 5 | 20:20 | 27 | 00:45 | 03:10 | 02:10 | 15:00 | 1 | | 1 | 1 | | | | | | 12 | 12 | 50 | | | | | |
| 30 | G SABOURIN, DANY | | | | | | | | | | | | | | | | | | | | | | | | | | | | | |
| 35 | G CONKLIN, TY | | | | | | | | | | | | | | | | | | | | | | | | | | | | | |
| TEAM TOTALS | | 4 | 7 | 11 | +9 | 10 | 26 | | | | | | | | | | | | | | 29 | 9 | 8 | 9 | 4 | 9 | 15 | 42 | 34 | 55 |

| BOSTON BRUINS | | | | | | | | | | | | | PITTSBURGH PENGUINS | | | | | | | | | | | | | | | | | |
|---------------|-----------------------|---|---|----|-----|----|-----|-------|-----|-------|-------|-------|---------------------|---|-----|----|----|----|----|----|----|----|----|----|----|-----|----|----|----|----|
| # | NAME | G | A | P | +/- | PN | PIM | TOI | | | | | | S | A/B | MS | HT | GV | TK | BS | FW | FL | F% | | | | | | | |
| | | | | | | | | TOT | SHF | AVG | PP | SH | EV | | | | | | | | | | | | | | | | | |
| 6 | D WIDEMAN, DENNIS | 1 | | 1 | +1 | 2 | 4 | 29:01 | 32 | 00:54 | 06:59 | 02:19 | 19:43 | 5 | 1 | 2 | | | | | | 1 | | | | | | | | |
| 11 | L AXELSSON, PER JOHAN | 1 | 1 | 2 | -1 | | | 22:28 | 33 | 00:40 | 03:15 | 04:39 | 14:34 | 6 | | | | | | | | 1 | | 1 | 1 | 1 | 50 | | | |
| 12 | R KOBASEW, CHUCK | | | | -1 | | | 18:55 | 29 | 00:39 | 03:45 | 01:49 | 13:21 | | 1 | | 1 | | | | | 2 | | 1 | 0 | 100 | | | | |
| 13 | C METROPOLIT, GLEN | | 1 | 1 | +1 | 2 | 4 | 22:21 | 30 | 00:44 | 03:15 | 02:07 | 16:59 | 3 | | | | | | | 1 | 1 | 1 | 14 | 11 | 56 | | | | |
| 16 | L STURM, MARCO | 1 | 1 | 2 | | | | 20:28 | 28 | 00:43 | 06:13 | 03:06 | 11:09 | 2 | 1 | 1 | | | | | | 1 | | 0 | 1 | 0 | | | | |
| 17 | L LUCIC, MILAN | | | | | | | 13:36 | 17 | 00:48 | 04:41 | 00:00 | 08:55 | 1 | | | 2 | | | | | | | | | | | | | |
| 21 | D FERENCE, ANDREW | | 2 | 2 | -2 | 2 | 7 | 21:14 | 28 | 00:45 | 03:26 | 02:18 | 15:30 | 2 | 1 | | | | | | | 4 | | | | | | | | |
| 27 | R MURRAY, GLEN | | | | -3 | | | 07:24 | 12 | 00:37 | 01:57 | 00:00 | 05:27 | 2 | | | | | | | | | | | | | | | | |
| 33 | D CHARA, ZDENO | | | | -2 | 2 | 7 | 30:13 | 32 | 00:56 | 08:01 | 05:32 | 16:40 | 3 | 5 | | 3 | | | | | 1 | 1 | | | | | | | |
| 38 | D ALLEN, BOBBY | | | | | | | 06:23 | 11 | 00:34 | 00:26 | 00:36 | 05:21 | 1 | | | | | | | | | | | | | | | | |
| 44 | D WARD, AARON | | | | | | | 25:19 | 26 | 00:58 | 03:44 | 04:47 | 16:48 | 3 | 1 | 1 | 1 | 2 | | | | | 2 | | | | | | | |
| 45 | D STUART, MARK | | | | -1 | | | 17:20 | 21 | 00:49 | 01:16 | 01:56 | 14:08 | 1 | | 2 | | | | | | | | | | | | | | |
| 53 | L REICH, JEREMY | | 1 | 1 | +1 | | | 05:34 | 13 | 00:25 | 00:00 | 02:19 | 03:15 | 1 | | | 1 | | | | | | 1 | 1 | 1 | 50 | | | | |
| 56 | C NOKELAINEN, PETTERI | 1 | | 1 | +1 | | | 05:20 | 9 | 00:35 | 00:11 | 00:00 | 05:09 | 1 | 1 | | | | | | | | | | | | | | | |
| 60 | C SOBOTKA, VLADIMIR | | | | | | | 08:57 | 17 | 00:31 | 00:03 | 01:10 | 07:44 | | 1 | | 4 | | | | | | 4 | 7 | 36 | | | | | |
| 72 | L SCHAEFER, PETER | | | | | | | 13:45 | 18 | 00:45 | 03:18 | 00:04 | 10:23 | 1 | 1 | 2 | | | | | | | | | | | | | | |
| 81 | C KESSEL, PHIL | | | | -1 | | | 17:53 | 22 | 00:48 | 03:41 | 00:04 | 14:08 | 3 | | 2 | 1 | 1 | 1 | | | | 2 | 6 | 25 | | | | | |
| 91 | C SAVARD, MARC | | 1 | 1 | -3 | | | 21:53 | 29 | 00:45 | 07:03 | 01:35 | 13:15 | 6 | 2 | 1 | 1 | 3 | 1 | | | | 11 | 15 | 42 | | | | | |
| 29 | G AULD, ALEXANDER | | | | | | | | | | | | | | | | | | | | | | | | | | | | | |
| 30 | G THOMAS, TIMOTHY JR. | | | | | | | | | | | | | | | | | | | | | | | | | | | | | |
| TEAM TOTALS | | 4 | 7 | 11 | -10 | 8 | 22 | | | | | | | | | | | | | | 41 | 15 | 11 | 19 | 8 | 8 | 9 | 34 | 42 | 45 |

G=Goals A=Assists P=Points +/-=Plus/Minus PN=Number of Penalties PIM=Penalty Minutes TOI=Time On Ice SHF=# of Shifts AVG=Average Time/Shift S=Shots on Goal A/B=Attempts Blocked MS=Missed Shots HT=Hits Given GV=Giveaways TK=Takeaways BS=Blocked Shots FW=Faceoffs Won FL=Faceoffs Lost F%=Faceoff Win Percentage PP=Power Play SH=Short Handed EV=Even Strength OT=Overtime TOT=Total

VISITOR

HOME

Game Summary



4



Game
Friday, December 21, 2007
Attendance 17,008 at Mellon Arena
Start 7:37 EST ; End 9:55 EST
Game 0513
Final



2



NEW YORK ISLANDERS
Game 33 Away Game 15

PITTSBURGH PENGUINS
Game 35 Home Game 17

SCORING SUMMARY

| G | Per | Time | Str | Team | Goal | Scorer | Assist | Assist | NYI on Ice | PIT on Ice |
|---|-----|-------|-----|------|------|------------------|-------------------|--------------------|------------------------|------------------------|
| 1 | 1 | 0:44 | EV | NYI | 81 | M.SATAN(9) | 63 J.VASICER(5) | 32 B.WITT(4) | 10, 24, 32, 39, 63, 81 | 4, 19, 20, 30, 71, 87 |
| 2 | 1 | 18:50 | EV | PIT | 16 | E.CHRISTENSEN(5) | 10 G.ROBERTS(11) | 27 G.LARAQUE(5) | 7, 8, 14, 18, 26, 39 | 3, 10, 16, 27, 30, 55 |
| 3 | 2 | 4:20 | PP | PIT | 11 | J.STAAL(9) | 87 S.CROSBY(31) | 55 S.GONCHAR(22) | 10, 11, 14, 25, 39 | 11, 19, 30, 55, 71, 87 |
| 4 | 2 | 8:42 | EV | NYI | 11 | A.HILBERT(3) | 28 T.JACKMAN(2) | 57 B.COMEAU(1) | 11, 25, 28, 39, 44, 57 | 4, 10, 11, 19, 27, 30 |
| 5 | 3 | 10:28 | EV | NYI | 67 | B.COMEAU(1) | 11 A.HILBERT(3) | | 8, 11, 14, 28, 39, 57 | 5, 20, 30, 58, 71, 87 |
| 6 | 3 | 11:05 | EV | NYI | 7 | T.HUNTER(6) | 18 M.SILLINGER(7) | 26 R.FEDOTENKO(10) | 7, 18, 24, 26, 32, 39 | 4, 10, 16, 19, 30, 48 |

NEW YORK ISLANDERS

PITTSBURGH PENGUINS

PENALTY SUMMARY

| # | Per | Time | Player | PIM | Penalty |
|---|-----|-------|-----------------|-----|-------------------------------|
| 1 | 1 | 1:37 | 18 M.SILLINGER | 2 | Holding |
| 2 | 1 | 19:08 | 44 F.MEYER IV | 2 | Hooking |
| 3 | 2 | 3:29 | 36 B.GERVAIS | 2 | Delaying Game-Puck over glass |
| 4 | 2 | 15:04 | 20 S.BERGENHEIM | 2 | Elbowing |
| 5 | 2 | 15:04 | 20 S.BERGENHEIM | 2 | Unsportsmanlike conduct |
| 6 | 3 | 15:03 | 13 B.GUERIN | 2 | Hooking |
| | | | | | TOT: 6-12 |

| # | Per | Time | Player | PIM | Penalty |
|---|-----|-------|--------------|-----|--------------------------|
| 1 | 3 | 3:41 | 48 P.KENNEDY | 4 | Hit stick - double minor |
| 2 | 3 | 19:27 | TEAM | 2 | Too many men/ice - bench |
| | | | | | TOT: 2-6 |

BY PERIOD

| Per | Goals | Shots | PN | PIM |
|-----|-------|-------|----|-----|
| 1 | 1 | 10 | 2 | 4 |
| 2 | 1 | 6 | 3 | 6 |
| 3 | 2 | 8 | 1 | 2 |
| TOT | 4 | 24 | 6 | 12 |

| Per | Goals | Shots | PN | PIM |
|-----|-------|-------|----|-----|
| 1 | 0 | 11 | 0 | 0 |
| 2 | 1 | 10 | 0 | 0 |
| 3 | 0 | 5 | 2 | 6 |
| TOT | 2 | 26 | 2 | 6 |

POWERPLAYS (Goals-Opp. / Power Play Time)

| 5v4 | 5v3 | 4v3 | TOT |
|-----------|-----|-----|-----------|
| 0-3/04:33 | | | 0-3/04:33 |

| 5v4 | 5v3 | 4v3 | TOT |
|-----------|-----|-----|-----------|
| 1-6/10:51 | | | 1-6/10:51 |

EVEN STRENGTH (Goals-Occurrences / Time)

| 5v5 | 4v4 | 3v3 | TOT |
|-----------|-----|-----|-----------|
| 4-7/44:36 | | | 4-7/44:36 |

| 5v5 | 4v4 | 3v3 | TOT |
|-----------|-----|-----|-----------|
| 1-7/44:36 | | | 1-7/44:36 |

GOALTENDER SUMMARY

| NEW YORK ISLANDERS | | TOT | | | | GOALS:SHOTS:AGAINST | | | |
|--------------------|----------------------|-------|-------|-------|-------|---------------------|------|-----|------|
| | | EV | PP | SH | TOT | 1 | 2 | 3 | TOT |
| 34 | G DUBIELEWICZ, WADE | | | | | | | | |
| 39 | G DIPIETRO, RICK (W) | 44:36 | 04:33 | 10:51 | 60:00 | 1-11 | 1-10 | 0-5 | 2-26 |
| TEAM TOTALS | | 44:36 | 04:33 | 10:51 | 60:00 | 1-11 | 1-10 | 0-5 | 2-26 |

| PITTSBURGH PENGUINS | | TOT | | | | GOALS:SHOTS:AGAINST | | | |
|---------------------|----------------------|-------|-------|-------|-------|---------------------|-----|-----|------|
| | | EV | PP | SH | TOT | 1 | 2 | 3 | TOT |
| 30 | G SABOURIN, DANY (L) | 44:17 | 10:51 | 04:33 | 59:41 | 1-10 | 1-6 | 2-8 | 4-24 |
| 35 | G CONKLIN, TY | | | | | | | | |
| EMPTY NET | | 00:19 | 00:00 | 00:00 | 00:19 | | | | |
| TEAM TOTALS | | 44:36 | 10:51 | 04:33 | 60:00 | 1-10 | 1-6 | 2-8 | 4-24 |

OFFICIALS

Referee: #10 Paul Devorski
#13 Dan O'Halloran
Standby:
Linesman: #80 Thor Nelson
#92 Mark Shewchuk
Standby:

3 STARS Picked By: Mellon Arena Media

| Team | Pos | Player |
|--------|-----|--------------|
| 1. NYI | L | 57 B.COMEAU |
| 2. NYI | C | 11 A.HILBERT |
| 3. NYI | R | 7 T.HUNTER |

71 87 20 5 58
10 16 18 3 55
17 11 48 19 4
37 38 27

VISITOR

HOME

Event Summary



4



Game
Friday, December 21, 2007
Attendance 17,008 at Mellon Arena
Start 7:37 EST ; End 9:55 EST
Game 0513
Final



2



NEW YORK ISLANDERS
Game 33 Away Game 15

PITTSBURGH PENGUINS
Game 35 Home Game 17

SHOTS SUMMARY (Goals-Shots On Goal)

| NEW YORK ISLANDERS | | | | | | | PITTSBURGH PENGUINS | | | | | | |
|--------------------|-----|-----|-----|-----|-----|-----|---------------------|------|-----|-----|-----|-----|-----|
| EV | PP | | SH | | TOT | | EV | PP | | SH | | TOT | |
| 5v5 | 5v4 | 5v3 | 4v5 | 4v4 | 4v3 | 3v5 | 5v5 | 5v4 | 5v3 | 4v5 | 4v4 | 4v3 | 3v5 |
| 4-23 | 0-1 | | | | | | 1-12 | 1-14 | | | | | |
| 4-23 | 0-1 | | | | | | 1-12 | 1-14 | | | | | |

FACE-OFF SUMMARY (Face-offs Won-Face-offs Total / Percentage)

| NEW YORK ISLANDERS | | | | PITTSBURGH PENGUINS | | | |
|--------------------|---------|----------|-----------|---------------------|----------|---------|-----------|
| EV | PP | SH | TOT | EV | PP | SH | TOT |
| 17-37/46% | 3-5/60% | 3-12/25% | 23-54/43% | 20-37/54% | 3-12/75% | 2-5/40% | 31-54/57% |

TEAM SUMMARY

| NEW YORK ISLANDERS | | | | | | | | | | | PITTSBURGH PENGUINS | | | | | | | | | | | | |
|-------------------------|----------|----------|-----------|------------|----------|-----------|-----|-------|----|-------|---------------------|-------|-------|-----------|-----------|----------|-----------|----------|----------|-----------|-----------|-----------|-----------|
| | G | A | P | + | - | PN | PIM | TOI | | | | S | A/B | MS | HT | GV | TK | BS | FW | FL | F% | | |
| | TOT | SHF | AVG | PP | SH | EV | | | | | | | | | | | | | | | | | |
| 7 R HUNTER, TRENT | 1 | 1 | | | | | | 16:26 | 24 | 00:41 | 01:13 | 04:48 | 10:26 | 3 | | 1 | 4 | | 1 | 0 | 3 | 0 | |
| 8 D GERVAIS, BRUNO | | | | | | | | 21:00 | 26 | 00:48 | 01:58 | 04:03 | 12:59 | 1 | 2 | | | | | | | | |
| 10 R PARK, RICHARD | | | | +1 | | | | 18:25 | 24 | 00:46 | 01:13 | 04:07 | 13:05 | | | | 1 | | | | | | |
| 11 C HILBERT, ANDY | | | | | | | | 13:50 | 19 | 00:43 | 01:17 | 04:44 | 07:55 | | | | 1 | | 1 | 3 | 4 | 100 | |
| 13 R GUERIN, BILL | | | | | | 1 | 2 | 15:00 | 16 | 00:56 | 01:36 | 00:00 | 13:24 | 4 | | | | | | | 5 | 37 | |
| 14 D CAMPOLI, CHRIS | | | | | | | | 16:19 | 22 | 00:44 | 01:19 | 00:08 | 12:52 | | | | | | | | | | |
| 18 C SILLINGER, MICHAEL | 1 | 1 | | | | 1 | 2 | 13:50 | 20 | 00:41 | 01:46 | 01:27 | 10:37 | 2 | 1 | | 1 | | | | 6 | 5 | |
| 20 L BERGENHEIM, SEAN | | | | | | 2 | 4 | 13:18 | 17 | 00:46 | 00:00 | 00:00 | 13:18 | 2 | 2 | | 2 | | | | 6 | 5 | |
| 24 D MARTINEK, RADEK | | | | +2 | | | | 24:02 | 27 | 00:53 | 00:45 | 06:25 | 16:52 | 2 | | | 1 | | 1 | | | | |
| 25 D SUTTON, ANDY | | | | | | | | 18:15 | 24 | 00:45 | 00:54 | 04:34 | 12:47 | | | | | | | | | | |
| 26 L FEDOTENKO, RUSLAN | 1 | 1 | | | | | | 16:46 | 20 | 00:50 | 01:11 | 04:04 | 11:31 | 1 | 1 | | | | 1 | 0 | 1 | 0 | |
| 28 R JACKMAN, TIM | | | | | | | | 06:40 | 7 | 00:57 | 00:00 | 00:00 | 06:40 | | | | | | | 1 | 0 | 1 | |
| 32 D WITT, BRENDAN | 1 | 1 | +2 | | | | | 23:31 | 29 | 00:48 | 00:45 | 06:17 | 16:29 | 2 | 1 | 2 | 3 | | | 1 | | | |
| 44 D MEYER, FREDERICK | | | | | | 2 | 4 | 14:43 | 21 | 00:42 | 00:54 | 00:15 | 13:34 | | | | | | | | | | |
| 57 L COMEAU, BLAKE | 1 | 1 | 2 | +2 | | | | 08:50 | 10 | 00:53 | 01:11 | 00:00 | 07:39 | 1 | 1 | 2 | | | 1 | | | | |
| 63 C VASICEK, JOSEF | | | | | | | | 16:52 | 22 | 00:46 | 02:09 | 04:25 | 13:18 | 2 | | | | | | | 7 | 8 | |
| 81 R SATAN, MIROSLAV | 1 | 1 | +1 | | | | | 17:14 | 21 | 00:49 | 03:04 | 01:07 | 13:03 | 3 | 3 | | | | | | | | |
| 89 C COMRIE, MIKE | | | | | | | | 14:08 | 15 | 00:56 | 01:36 | 00:00 | 12:32 | 1 | | 1 | | | | 1 | 5 | 9 | |
| 34 G DUBILEWICZ, WADE | | | | | | | | | | | | | | | | | | | | | | | |
| 39 G DIPIETRO, RICK | | | | | | | | | | | | | | | | | | | | | | | |
| TEAM TOTALS | 4 | 7 | 11 | +15 | 6 | 12 | | | | | | | | 24 | 13 | 8 | 22 | 3 | 5 | 11 | 23 | 31 | 43 |

| PITTSBURGH PENGUINS | | | | | | | | | | | NEW YORK ISLANDERS | | | | | | | | | | | | |
|-------------------------|----------|----------|----------|------------|----------|----------|----------|-------|----|-------|--------------------|-------|-------|-----------|-----------|-----------|-----------|----------|----------|-----------|-----------|-----------|-----------|
| | G | A | P | + | - | PN | PIM | TOI | | | | S | A/B | MS | HT | GV | TK | BS | FW | FL | F% | | |
| | TOT | SHF | AVG | PP | SH | EV | | | | | | | | | | | | | | | | | |
| 3 D EATON, MARK | | | | +1 | | | | 19:10 | 21 | 00:54 | 00:00 | 02:38 | 16:32 | | 1 | | | 1 | 1 | | | | |
| 4 D SOUDER, ROBERT | | | | | | | | 16:18 | 23 | 00:42 | 00:00 | 02:28 | 13:50 | | | | | | | | | | |
| 5 D SYDOR, DARRYL | | | | | -1 | | | 17:12 | 19 | 00:54 | 02:24 | 00:00 | 14:48 | 2 | | | | | | | | | |
| 10 L ROBERTS, GARY | | | | | | | | 15:22 | 19 | 00:46 | 03:02 | 00:00 | 12:20 | | | | | | | | | | |
| 11 C STAAL, JORDAN | 1 | 1 | -1 | | | | | 20:35 | 26 | 00:47 | 05:45 | 02:11 | 12:39 | 4 | | 1 | 2 | | 1 | 3 | 9 | 25 | |
| 16 C CHRISTENSEN, ERIK | | | | | | | | 15:32 | 20 | 00:46 | 03:16 | 00:00 | 12:16 | 3 | | | | | | | 9 | 4 | |
| 17 R SYKORA, PETR | | | | | | | | 16:08 | 23 | 00:42 | 03:55 | 00:00 | 12:13 | 2 | 3 | 2 | | | | | | | |
| 18 R HALL, ADAM | | | | | | | | 11:26 | 17 | 00:40 | 00:00 | 02:12 | 09:14 | 1 | | | | | | | | | |
| 19 D WHITNEY, RYAN | | | | | -3 | | | 22:14 | 25 | 00:53 | 07:10 | 01:55 | 13:09 | 2 | 1 | 2 | | | | 1 | | | |
| 20 R ARMSTRONG, COLBY | | | | | | | | 16:33 | 22 | 00:45 | 00:37 | 01:15 | 14:41 | | | | | | | | | | |
| 27 R LARAQUE, GEORGES | 1 | 1 | | | | | | 07:11 | 10 | 00:43 | 00:00 | 00:00 | 07:11 | | | | | | | | | | |
| 37 L RUUTU, JARKKO | | | | | | | | 06:42 | 9 | 00:24 | 00:00 | 01:27 | 05:15 | 1 | 1 | 2 | 2 | | | | | | |
| 38 L TAFFE, JEFF | | | | | | | | 07:23 | 12 | 00:36 | 00:00 | 00:00 | 07:23 | 2 | | | 2 | | 1 | 2 | 2 | 50 | |
| 48 C KENNEDY, TYLER | | | | | | 1 | 4 | 10:29 | 15 | 00:41 | 00:19 | 00:00 | 10:10 | | | | | | | | | | |
| 55 D GONCHAR, SERGEI | 1 | 1 | +1 | | | | | 25:32 | 26 | 00:58 | 08:27 | 02:05 | 15:00 | 4 | 2 | 2 | | | 1 | | | | |
| 58 D BETANG, KRISTOPHER | | | | | | | | 19:23 | 20 | 00:58 | 03:41 | 00:00 | 15:42 | 1 | 1 | 1 | 3 | | | 4 | | | |
| 71 C MALKIN, EVGENI | | | | | -2 | | | 25:14 | 26 | 00:58 | 08:04 | 01:07 | 16:03 | 1 | 1 | 3 | | | 1 | | | | |
| 87 C GROSSBY, SIDNEY | 1 | 1 | -2 | | | | | 23:28 | 26 | 00:54 | 07:35 | 00:54 | 14:59 | 2 | 1 | | 1 | 2 | | 1 | 16 | 6 | |
| 30 G SABOURIN, DANY | | | | | | | | | | | | | | | | | | | | | | | |
| 35 G KONKIN, TY | | | | | | | | | | | | | | | | | | | | | | | |
| TEAM PENALTY | | | | | | 1 | 2 | | | | | | | | | | | | | | | | |
| TEAM TOTALS | 2 | 4 | 6 | -15 | 2 | 6 | | | | | | | | 26 | 11 | 18 | 14 | 3 | 4 | 13 | 31 | 23 | 57 |

G=Goals A=Assists P=Points +/-=Plus/Minus PN=Number of Penalties PIM=Penalty Minutes TOI=Time On Ice SHF=# of Shifts AVG=Average Time/Shift S=Shots on Goal A/B=Attempts Blocked MS=Missed Shots HT=Hits Given GV=Giveaways TK=Takeaways BS=Blocked Shots FW=Faceoffs Won FL=Faceoffs Lost F%=Faceoff Win Percentage PP=Power Play SH=Short Handed EV=Even Strength OT=Overtime TOT=Total

VISITOR

HOME

Game Summary



2



4



Game
Sunday, December 23, 2007
Attendance 17,060 at Mellon Arena
Start 3:07 EST ; End 5:29 EST
Game 0528
Final

BOSTON BRUINS
Game 36 Away Game 20

PITTSBURGH PENGUINS
Game 36 Home Game 18

SCORING SUMMARY

| G | Per | Time | Str | Team | Goal | Scorer | Assist | Assist | BOS on Ice | PIT on Ice |
|---|-----|-------|-------|------|------|-----------------|-------------------|---------------------|------------------------|------------------------|
| 1 | 1 | 3:48 | EV | BOS | 11 | P.AXELSSON(6) | 33 Z.CHARA(16) | 91 M.SAVARD(31) | 11, 16, 29, 33, 45, 91 | 4, 19, 20, 35, 71, 87 |
| 2 | 2 | 2:16 | EV | PIT | 10 | G.ROBERTS(2) | 27 G.LARAQUE(6) | 16 E.CHRISTENSEN(5) | 17, 21, 29, 48, 53, 81 | 5, 10, 16, 27, 35, 58 |
| 3 | 2 | 13:04 | PP | PIT | 71 | E.MALKIN(14) | 11 J.STAAL(6) | 55 S.GONCHAR(23) | 16, 21, 29, 45, 53 | 11, 35, 55, 58, 71, 87 |
| 4 | 2 | 13:34 | EV | PIT | 27 | G.LARAQUE(2) | 10 G.ROBERTS(12) | 16 E.CHRISTENSEN(6) | 6, 17, 21, 29, 56, 81 | 4, 10, 16, 19, 27, 35 |
| 5 | 3 | 19:06 | EV | BOS | 58 | P.NOKELAINEN(4) | 72 P.SCHAEFER(11) | 49 M.LASHOFF(1) | 13, 48, 49, 56, 60, 72 | 4, 5, 11, 18, 35, 37 |
| 6 | 3 | 19:50 | EV-EN | PIT | 10 | G.ROBERTS(3) | 87 S.CROSBY(32) | 20 C.ARMSTRONG(10) | 6, 12, 13, 16, 33, 91 | 10, 19, 20, 35, 55, 87 |

BOSTON BRUINS

PITTSBURGH PENGUINS

PENALTY SUMMARY

| # | Per | Time | Player | PIM | Penalty | # | Per | Time | Player | PIM | Penalty |
|---|-----|-------|---------------|-----|----------|----------|-----|-------|--------------|-----|----------|
| 1 | 1 | 8:53 | 21 A.FERRENCE | 2 | Holding | 1 | 1 | 14:23 | 87 S.CROSBY | 2 | Slashing |
| 2 | 1 | 9:17 | 6 D.WIDEMAN | 2 | Slashing | 2 | 2 | 19:03 | 10 G.ROBERTS | 2 | Tripping |
| 3 | 2 | 11:53 | 12 C.KOBASEW | 2 | Charging | 3 | 3 | 1:43 | 71 E.MALKIN | 2 | Tripping |
| 4 | 2 | 16:24 | 45 M.STUART | 2 | Holding | TOT 3-6 | | | | | |
| 5 | 3 | 15:41 | 17 M.LUCIC | 2 | Slashing | TOT 5-10 | | | | | |

BY PERIOD

| Per | Goals | Shots | PN | PIM | Per | Goals | Shots | PN | PIM |
|-----|-------|-------|----|-----|-----|-------|-------|----|-----|
| 1 | 1 | 12 | 2 | 4 | 1 | 0 | 10 | 1 | 2 |
| 2 | 0 | 7 | 2 | 4 | 2 | 3 | 7 | 1 | 2 |
| 3 | 1 | 11 | 1 | 2 | 3 | 1 | 8 | 1 | 2 |
| TOT | 2 | 30 | 5 | 10 | TOT | 4 | 25 | 3 | 6 |

POWERPLAYS (Goals-Opp. / Power Play Time)

| 5v4 | 5v3 | 4v3 | TOT | 5v4 | 5v3 | 4v3 | TOT |
|-----------|-----|-----|-----------|-----------|-----------|-----|-----------|
| 0-3/06:00 | | | 0-3/06:00 | 1-4/05:58 | 0-1/01:36 | | 1-5/07:34 |

EVEN STRENGTH (Goals-Occurrences / Time)

| 5v5 | 4v4 | 3v3 | TOT | 5v5 | 4v4 | 3v3 | TOT |
|-----------|-----|-----|-----------|-----------|-----|-----|-----------|
| 2-8/46:26 | | | 2-8/46:26 | 3-8/46:26 | | | 3-8/46:26 |

GOALTENDER SUMMARY

| | | TOI | | | | GOALS-SHOTS AGAINST | | | |
|---------------------|-----------------------|-------|-------|-------|-------|---------------------|-----|------|------|
| | | EV | PP | SH | TOT | 1 | 2 | 3 | TOT |
| BOSTON BRUINS | | | | | | | | | |
| 29 | G AULD, ALEXANDER (L) | 45:22 | 06:00 | 07:34 | 58:56 | 0-10 | 3-7 | 0-7 | 3-24 |
| 30 | G THOMAS, TIMOTHY JR. | | | | | | | | |
| | EMPTY NET | 01:04 | 00:00 | 00:00 | 01:04 | | | 1-1 | 1-1 |
| TEAM TOTALS | | 46:26 | 06:00 | 07:34 | 60:00 | 0-10 | 3-7 | 1-8 | 4-25 |
| PITTSBURGH PENGUINS | | | | | | | | | |
| 30 | G SABOURIN, DANY | | | | | | | | |
| 35 | G CONKLIN, TY (W) | 46:16 | 07:34 | 06:00 | 59:50 | 1-12 | 0-7 | 1-11 | 2-30 |
| | EMPTY NET | 00:10 | 00:00 | 00:00 | 00:10 | | | | |
| TEAM TOTALS | | 46:26 | 07:34 | 06:00 | 60:00 | 1-12 | 0-7 | 1-11 | 2-30 |

OFFICIALS

Referee: #10 Paul Devorski
#29 Ian Walsh
Standby:

Linesman: #75 Derek Amell
#89 Steve Miller
Standby:

3 STARS Picked By: Mellon Arena Media

| | Team | Pos | Player |
|----|------|-----|--------------|
| 1. | PIT | L | 10 G.ROBERTS |
| 2. | PIT | R | 27 G.LARAQUE |
| 3. | PIT | G | 35 T.CONKLIN |

VISITOR

Event Summary

HOME



2



Game
Sunday, December 23, 2007
Attendance 17,060 at Mellon Arena
Start 3:07 EST ; End 5:29 EST
Game 0528
Final



4



BOSTON BRUINS
Game 36 Away Game 20

PITTSBURGH PENGUINS
Game 38 Home Game 18

SHOTS SUMMARY (Goals-Shots On Goal)

| BOSTON BRUINS | | | | | | | | PITTSBURGH PENGUINS | | | | | | | | |
|---------------|-----|-----|------|-----|------|-----|-----|---------------------|-----|-----|-----|-----|-----|-----|-----|-----|
| EV | PP | SH | TOT | | EV | PP | SH | TOT | | | | | | | | |
| 2-29 | 0-1 | | 2-30 | | 3-19 | 1-4 | 0-2 | 4-25 | | | | | | | | |
| 5v5 | 5v4 | 5v3 | 4v5 | 4v4 | 4v3 | 3v5 | 3v4 | 3v3 | 5v5 | 5v4 | 5v3 | 4v4 | 4v3 | 3v5 | 3v4 | 3v3 |
| 2-29 | 0-1 | | | | 3-19 | 1-3 | 0-1 | 0-2 | | | | | | | | |

FACE-OFF SUMMARY (Face-offs Won-Face-offs Total / Percentage)

| BOSTON BRUINS | | | | PITTSBURGH PENGUINS | | | |
|---------------|---------|---------|-----------|---------------------|---------|---------|-----------|
| EV | PP | SH | TOT | EV | PP | SH | TOT |
| 17-38/45% | 4-6/67% | 5-8/63% | 26-52/50% | 21-38/55% | 3-8/38% | 2-6/33% | 26-52/50% |

TEAM SUMMARY

| BOSTON BRUINS | | | | | | | | | | | | PITTSBURGH PENGUINS | | | | | | | | | | | | | | | |
|---------------|-----------------------|---|---|----|-----|----|-----|-------|-----|-------|-------|---------------------|-------|----|----|----|----|---|-----|----|----|----|----|-----|----|----|----|
| # | NAME | G | A | P | +/- | PN | PIM | TOI | | | | | | | | | | S | A/B | MS | HT | GV | TK | BS | FW | FL | F% |
| | | | | | | | | TOT | SHF | AVG | PP | SH | EV | | | | | | | | | | | | | | |
| 6 | DWIDEMAN, DENNIS | | | | -2 | 1 | 2 | 31:47 | 31 | 01:01 | 05:12 | 02:41 | 23:54 | 1 | 2 | 3 | 1 | | | | 1 | | | | | | |
| 11 | L AXELSSON, PER JOHAN | 1 | 1 | +1 | | | | 19:21 | 25 | 00:46 | 01:28 | 03:44 | 14:09 | 2 | 2 | | 2 | 1 | 1 | | | | | | | | |
| 12 | R KOBASEW, CHUCK | | | | -1 | 1 | 2 | 19:30 | 23 | 00:50 | 03:01 | 01:49 | 14:40 | 1 | | 1 | 2 | 1 | | | 2 | 2 | 0 | 100 | | | |
| 13 | C METROPOLIT, GLEN | | | | | | | 18:01 | 22 | 00:49 | 00:46 | 02:39 | 14:36 | 3 | 1 | | 1 | | | | 1 | 6 | 8 | 43 | | | |
| 16 | L STURM, MARCO | | | | | | | 20:45 | 26 | 00:47 | 03:48 | 02:55 | 14:02 | 4 | 2 | | 1 | | | | | 2 | 0 | 100 | | | |
| 17 | L LUCIC, MILAN | | | | -2 | 1 | 2 | 14:36 | 17 | 00:51 | 02:11 | 00:00 | 12:25 | | | | 2 | | | | | | | | | | |
| 21 | D FERENEC, ANDREW | | | | -2 | 1 | 2 | 22:06 | 25 | 00:53 | 01:15 | 03:17 | 17:34 | | 2 | 1 | | | | | 2 | | | | | | |
| 22 | L THORNTON, SHAWN | | | | | | | 06:09 | 8 | 00:46 | 00:00 | 00:00 | 06:09 | 1 | 1 | 1 | | | | | | | | | | | |
| 33 | D CHARA, ZDENO | 1 | 1 | | | | | 29:04 | 28 | 01:02 | 04:45 | 05:58 | 18:21 | 1 | 1 | 1 | 5 | | | | 1 | | | | | | |
| 45 | D STUART, MARK | | | | +1 | 1 | 2 | 18:09 | 22 | 00:49 | 00:00 | 03:36 | 14:33 | 1 | | | 2 | | | | 4 | | | | | | |
| 48 | D HUNWICK, MATT | | | | | | | 11:00 | 13 | 00:50 | 00:19 | 00:00 | 10:41 | | | 1 | 1 | | | | | | | | | | |
| 49 | D LASHOFF, MATT | 1 | 1 | +1 | | | | 09:02 | 12 | 00:45 | 00:29 | 00:00 | 08:33 | 1 | | | 1 | | | | 1 | | | | | | |
| 53 | L REICH, JEREMY | | | | -1 | | | 08:49 | 13 | 00:40 | 00:00 | 01:20 | 07:29 | 2 | | | | | | | 1 | | | | | | |
| 56 | C NOKELAINEN, PETTERI | 1 | 1 | | | | | 09:58 | 13 | 00:46 | 00:00 | 00:00 | 09:58 | 1 | 1 | | 2 | | | | 0 | 1 | 0 | | | | |
| 60 | C SOBOTKA, VLADIMIR | | | | +1 | | | 10:19 | 13 | 00:47 | 00:00 | 00:00 | 10:19 | 3 | | | 3 | | | | 1 | 2 | 4 | 33 | | | |
| 72 | L SCHAEFER, PETER | 1 | 1 | +1 | | | | 15:10 | 19 | 00:47 | 01:32 | 00:00 | 13:38 | 3 | 1 | 1 | | | | | 4 | 3 | 57 | | | | |
| 81 | C KESSEL, PHIL | | | | -2 | | | 07:26 | 11 | 00:40 | 00:29 | 00:00 | 06:57 | 1 | | | 1 | | | | | | | | | | |
| 91 | C SAVARD, MARC | 1 | 1 | | | | | 20:42 | 23 | 00:54 | 04:45 | 00:41 | 15:16 | 5 | 3 | 2 | 1 | | | | 10 | 10 | 50 | | | | |
| 29 | G AULD, ALEXANDER | | | | | | | | | | | | | | | | | | | | | | | | | | |
| 30 | G THOMAS, TIMOTHY JR. | | | | | | | | | | | | | | | | | | | | | | | | | | |
| TEAM TOTALS | | 2 | 4 | 6 | -5 | 5 | 10 | | | | | | | 30 | 16 | 11 | 23 | 4 | 1 | 14 | 26 | 26 | 50 | | | | |

| PITTSBURGH PENGUINS | | | | | | | | | | | | BOSTON BRUINS | | | | | | | | | | | | | | | |
|---------------------|----------------------|---|---|----|-----|----|-----|-------|-----|-------|-------|---------------|-------|----|----|----|----|----|-----|----|----|----|----|-----|----|----|----|
| # | NAME | G | A | P | +/- | PN | PIM | TOI | | | | | | | | | | S | A/B | MS | HT | GV | TK | BS | FW | FL | F% |
| | | | | | | | | TOT | SHF | AVG | PP | SH | EV | | | | | | | | | | | | | | |
| 3 | D DEATON, MARK | | | | | | | 10:55 | 13 | 00:50 | 00:00 | 00:58 | 09:57 | 1 | | | | | | | 1 | | | | | | |
| 4 | D DISCUDERI, ROBERT | | | | -1 | | | 18:15 | 23 | 00:47 | 00:00 | 01:51 | 16:24 | 1 | | | 1 | 2 | | | 1 | | | | | | |
| 5 | D SYDOR, DARRYL | | | | | | | 21:35 | 24 | 00:53 | 02:06 | 03:11 | 16:18 | 1 | | 1 | 1 | | | | 3 | | | | | | |
| 10 | L ROBERTS, GARY | 2 | 1 | 3 | +3 | 1 | 2 | 13:20 | 19 | 00:42 | 02:44 | 00:00 | 10:36 | 2 | | | 1 | | | | | | | | | | |
| 11 | C STAAL, JORDAN | 1 | 1 | -1 | | | | 21:30 | 24 | 00:53 | 04:23 | 04:12 | 12:55 | 1 | 2 | | 3 | 1 | | | 1 | 8 | 6 | 57 | | | |
| 16 | C CHRISTENSEN, ERIK | 2 | 2 | +2 | | | | 12:19 | 17 | 00:43 | 02:06 | 00:00 | 10:13 | 1 | 1 | | | | | | 5 | 6 | 45 | | | | |
| 17 | R SYKORA, PETR | | | | | | | 15:23 | 17 | 00:54 | 03:51 | 00:00 | 11:32 | 2 | 3 | 2 | 1 | | | 1 | 1 | | | | | | |
| 18 | R HALL, ADAM | | | | -1 | | | 12:12 | 15 | 00:48 | 00:00 | 04:09 | 08:03 | | | | 1 | 1 | 1 | 1 | 1 | 1 | 0 | 100 | | | |
| 19 | D WHITNEY, RYAN | | | | +1 | | | 23:14 | 24 | 00:58 | 02:20 | 01:51 | 19:03 | | 2 | | | | | | 2 | | | | | | |
| 20 | R ARMSTRONG, COLBY | 1 | 1 | | | | | 17:07 | 22 | 00:46 | 00:27 | 01:51 | 14:49 | 2 | 1 | 1 | | | | 1 | 0 | 1 | 0 | | | | |
| 27 | R LARAQUE, GEORGES | 1 | 1 | 2 | +2 | | | 09:44 | 14 | 00:41 | 00:00 | 00:00 | 09:44 | 1 | | | 1 | 1 | 1 | | | | | | | | |
| 37 | L RUUTU, JARKKO | | | | -1 | | | 11:35 | 13 | 00:53 | 00:00 | 01:48 | 09:47 | 1 | | | 2 | | | | | | | | | | |
| 38 | L TAFFE, JEFF | | | | | | | 08:30 | 11 | 00:46 | 00:00 | 00:00 | 08:30 | | | | 2 | | | | 3 | 1 | 75 | | | | |
| 48 | C KENNEDY, TYLER | | | | | | | 12:20 | 17 | 00:43 | 00:00 | 00:00 | 12:20 | 3 | 3 | 1 | | | | | 1 | | | | | | |
| 55 | D GONCHAR, SERGEI | 1 | 1 | +1 | | | | 26:07 | 28 | 00:55 | 04:27 | 04:09 | 17:31 | 3 | | 2 | 1 | 1 | | | | | | | | | |
| 58 | D LETANG, KRISTOPHER | | | | +1 | | | 17:47 | 19 | 00:56 | 04:15 | 00:00 | 13:32 | 1 | | | 1 | | | | 3 | | | | | | |
| 71 | C MALKIN, EVGENI | 1 | 1 | -1 | 1 | 2 | | 20:36 | 23 | 00:53 | 05:43 | 00:00 | 14:53 | 4 | 2 | 3 | 1 | 2 | 1 | 2 | 0 | 1 | 0 | | | | |
| 87 | C CROSBY, SIDNEY | 1 | 1 | | | 1 | 2 | 21:41 | 23 | 00:56 | 05:28 | 00:00 | 16:13 | 1 | | 2 | | 3 | | | 9 | 11 | 45 | | | | |
| 30 | G SABOURIN, DANY | | | | | | | | | | | | | | | | | | | | | | | | | | |
| 35 | G CONKLIN, TY | | | | | | | | | | | | | | | | | | | | | | | | | | |
| TEAM TOTALS | | 4 | 8 | 12 | +5 | 3 | 6 | | | | | | | 25 | 14 | 11 | 17 | 10 | 5 | 16 | 26 | 26 | 50 | | | | |

G=Goals A=Assists P=Points +/-=Plus/Minus PN=Number of Penalties PIM=Penalty Minutes TOI=Time On Ice SHF=# of Shifts AVG=Average Time/Shift S=Shots on Goal A/B=Attempts Blocked MS=Missed Shots HT=Hits Given GV=Giveaways TK=Takeaways BS=Blocked Shots FW=Faceoffs Won FL=Faceoffs Lost F%=Faceoff Win Percentage PP=Power Play SH=Short Handed EV=Even Strength OT=Overtime TOT=Total

VISITOR

HOME

Game Summary



Game
Thursday, December 27, 2007
Attendance 17,132 at Mellon Arena
Start 7:37 EST ; End 10:03 EST
Game 0548
Final



WASHINGTON CAPITALS
Game 38 Away Game 20

PITTSBURGH PENGUINS
Game 37 Home Game 19

SCORING SUMMARY

| G | Per | Time | Str | Team | Goal | Scorer | Assist | Assist | WSH on Ice | PIT on Ice |
|---|-----|-------|-----|------|------|----------------|---------------------|--------------------|----------------------|-----------------------|
| 1 | 1 | 12:01 | EV | PIT | 38 | J.TAFFE(1) | 37 J.RUUTU(2) | 5 D.SYDOR(3) | 1, 2, 10, 19, 55, 87 | 5, 16, 19, 35, 37, 38 |
| 2 | 1 | 15:24 | EV | WSH | 87 | D.BRASHEAR(2) | 15 B.GORDON(3) | | 1, 2, 3, 10, 15, 87 | 4, 10, 16, 27, 35, 55 |
| 3 | 1 | 17:53 | EV | PIT | 20 | C.ARMSTRONG(4) | 19 R.WHITNEY(10) | 87 S.CROSBY(33) | 1, 3, 23, 28, 87, 92 | 5, 19, 20, 35, 71, 87 |
| 4 | 2 | 5:23 | EV | WSH | 2 | B.POTHIER(5) | 19 N.BACKSTROM(18) | 25 V.KOZLOV(19) | 2, 8, 19, 25, 37, 55 | 4, 11, 17, 35, 48, 55 |
| 5 | 2 | 18:26 | EV | WSH | 8 | A.OVECHKIN(26) | 19 N.BACKSTROM(19) | | 3, 8, 19, 23, 25, 37 | 4, 20, 35, 55, 71, 87 |
| 6 | 3 | 17:44 | PP | PIT | 5 | D.SYDOR(1) | 16 E.CHRISTENSEN(7) | | 3, 18, 21, 23, 37 | 5, 10, 16, 17, 19, 35 |
| 7 | OT | 1:33 | EV | PIT | 55 | S.GONCHAR(7) | 87 S.CROSBY(34) | 20 C.ARMSTRONG(11) | 2, 3, 19, 28, 37 | 4, 20, 35, 55, 87 |

WASHINGTON CAPITALS

PITTSBURGH PENGUINS

PENALTY SUMMARY

| # | Per | Time | Player | PIM | Penalty | # | Per | Time | Player | PIM | Penalty |
|---------|-----|-------|----------------|-----|----------------|---------|-----|------|----------------|-----|-------------------|
| 1 | 1 | 3:18 | 87 D.BRASHEAR | 5 | Fighting (maj) | 1 | 1 | 3:18 | 27 G.LARAQUE | 5 | Fighting (maj) |
| 2 | 1 | 19:43 | 8 A.OVECHKIN | 2 | Cross checking | 2 | 1 | 7:05 | 37 J.RUUTU | 2 | Holding the stick |
| 3 | 3 | 15:48 | 26 S.MORRISONN | 2 | Roughing | 3 | 3 | 7:23 | 20 C.ARMSTRONG | 2 | Interference |
| TOT 3-9 | | | | | | TOT 3-9 | | | | | |

BY PERIOD

| Per | Goals | Shots | PN | PIM | Per | Goals | Shots | PN | PIM |
|-----|-------|-------|----|-----|-----|-------|-------|----|-----|
| 1 | 1 | 25 | 2 | 7 | 1 | 2 | 9 | 2 | 7 |
| 2 | 2 | 12 | 0 | 0 | 2 | 0 | 6 | 0 | 0 |
| 3 | 0 | 8 | 1 | 2 | 3 | 1 | 11 | 1 | 2 |
| OT | 0 | 0 | 0 | 0 | OT | 1 | 1 | 0 | 0 |
| TOT | 3 | 25 | 3 | 9 | TOT | 4 | 27 | 3 | 9 |

POWERPLAYS (Goals-Opp. / Power Play Time)

| 5v4 | 5v3 | 4v3 | TOT | 5v4 | 5v3 | 4v3 | TOT |
|-----------|-----|-----|-----------|-----------|-----|-----|-----------|
| 0:2/04:00 | | | 0:2/04:00 | 1:2/03:56 | | | 1:2/03:56 |

EVEN STRENGTH (Goals-Occurrences / Time)

| 5v5 | 4v4 | 3v3 | TOT | 5v5 | 4v4 | 3v3 | TOT |
|-----------|-----------|-----|-----------|-----------|-----------|-----|-----------|
| 3:5/52:04 | 0:1/01:33 | | 3:6/53:37 | 2:5/52:04 | 1:1/01:33 | | 3:6/53:37 |

GOALTENDER SUMMARY

| WASHINGTON CAPITALS | | TOT | | | | GOALS SHOTS AGAINST | | | | |
|---------------------|---------------------|-------|-------|-------|-------|---------------------|------|------|-----|------|
| | | EV | PP | SH | TOT | 1 | 2 | 3 | OT | TOT |
| 1 | G JOHNSON, BRENT | 15:53 | 02:00 | 00:00 | 17:53 | 2-9 | | | | 2-9 |
| 37 | G KOLZIG, OLAF (OT) | 37:44 | 02:00 | 03:56 | 43:40 | | 0-6 | 1-11 | 1-1 | 2-18 |
| TEAM TOTALS | | 53:37 | 04:00 | 03:56 | 61:33 | 2-9 | 0-6 | 1-11 | 1-1 | 4-27 |
| PITTSBURGH PENGUINS | | TOT | | | | GOALS SHOTS AGAINST | | | | |
| | | EV | PP | SH | TOT | 1 | 2 | 3 | OT | TOT |
| 30 | G SABOURIN, DANY | | | | | | | | | |
| 35 | G CONKLIN, TY (W) | 53:37 | 03:56 | 04:00 | 61:33 | 1-5 | 2-12 | 0-8 | | 3-25 |
| TEAM TOTALS | | 53:37 | 03:56 | 04:00 | 61:33 | 1-5 | 2-12 | 0-8 | | 3-25 |

OFFICIALS

Referee: #15 Stephane Auger
#6 Dan Marouelli
Standby:
Linesman: #59 Steve Barton
#76 Michel Cormier
Standby:

3 STARS Picked By: Mellon Arena Media

| Team | Pos | Player |
|--------|-----|----------------|
| 1. PIT | C | 87 S.CROSBY |
| 2. WSH | C | 19 N.BACKSTROM |
| 3. PIT | D | 5 D.SYDOR |

10 16 27
71 87 20
17 11 48
37 38 18
44 58
4 55
19 5

VISITOR

HOME

Event Summary



Game
Thursday, December 27, 2007
Attendance 17,132 at Mellon Arena
Start 7:37 EST ; End 10:03 EST
Game 0548
Final



WASHINGTON CAPITALS
Game 38 Away Game 20

PITTSBURGH PENGUINS
Game 37 Home Game 19

SHOTS SUMMARY (Goals-Shots On Goal)

| WASHINGTON CAPITALS | | | | | | | | | | PITTSBURGH PENGUINS | | | | | | | | | |
|---------------------|-----|-----|-----|-----|-----|------|-----|-----|--|---------------------|-----|-----|-----|-----|-----|------|-----|-----|--|
| EV | | PP | | SH | | TOT | | | | EV | | PP | | SH | | TOT | | | |
| 3:20 | 0:2 | | | | | 3:25 | | | | 3:22 | 1:5 | | | | | 4:27 | | | |
| 5v5 | 5v4 | 5v3 | 4v5 | 4v4 | 4v3 | 3v5 | 3v4 | 3v3 | | 5v5 | 5v4 | 5v3 | 4v5 | 4v4 | 4v3 | 3v5 | 3v4 | 3v3 | |
| 0:23 | 0:2 | | | | | | | | | 2:21 | 1:5 | | | 1:1 | | | | | |

FACE-OFF SUMMARY (Face-offs Won-Face-offs Total / Percentage)

| WASHINGTON CAPITALS | | | | PITTSBURGH PENGUINS | | | |
|---------------------|---------|---------|-----------|---------------------|---------|---------|-----------|
| EV | PP | SH | TOT | EV | PP | SH | TOT |
| 23-47/49% | 2-4/50% | 2-6/33% | 27-57/47% | 24-47/51% | 4-6/67% | 2-4/50% | 30-57/53% |

TEAM SUMMARY

| WASHINGTON CAPITALS | | | | | | | | | | | PITTSBURGH PENGUINS | | | | | | | | | | | | | | | | | | | | | |
|---------------------|-----------------------|-----|----|----|----|-----|-------|----|-------|-------|---------------------|-------|-----|----|----|----|----|----|----|----|-----|--|----|----|----|----|---|---|----|----|----|----|
| G | A | P | + | - | PN | PIM | TOI | | | | | S | A/B | MS | HT | GV | TK | BS | FW | FL | F% | | | | | | | | | | | |
| TOT | SHF | AVG | PP | SH | EV | | | | | | | | | | | | | | | | | | | | | | | | | | | |
| 2 | D POTHIER, BRIAN | 1 | 1 | | | | 16:21 | 23 | 00:42 | 00:19 | 00:00 | 16:02 | 1 | 5 | | 1 | 1 | | | | | | | | | | | | | | | |
| 3 | D POT, TOM | | | | | | 22:34 | 27 | 00:50 | 02:00 | 02:54 | 17:40 | 3 | | | | | | | | | | | | | | | | | | | |
| 8 | L OVECHKIN, ALEXANDER | 1 | 1 | +2 | 1 | 2 | 16:55 | 16 | 01:03 | 02:21 | 00:00 | 14:34 | 2 | 3 | 1 | 1 | 1 | | | | | | | | | | | | | | | |
| 10 | R BRADLEY, MATT | | | | | | 08:38 | 14 | 00:37 | 00:00 | 00:00 | 08:38 | 2 | | | 2 | | | 0 | 1 | 0 | | | | | | | | | | | |
| 15 | C GORDON, BOYD | | 1 | 1 | +1 | | 13:43 | 20 | 00:41 | 00:00 | 02:51 | 10:52 | 1 | 1 | | 2 | | 1 | 9 | 3 | 75 | | | | | | | | | | | |
| 18 | L RETTINGER, MATT | | | | | | 14:12 | 18 | 00:47 | 00:00 | 01:05 | 13:07 | 1 | | | 1 | | | | | | | | | | | | | | | | |
| 19 | C BACKSTROM, NICKLAS | | 2 | 2 | | | 19:13 | 20 | 00:57 | 03:05 | 00:00 | 16:08 | 1 | | 2 | | 3 | 8 | 4 | 67 | | | | | | | | | | | | |
| 21 | C LAICH, BROOKS | | | | | | 17:40 | 21 | 00:49 | 00:51 | 01:05 | 15:14 | 1 | | | 1 | 3 | 13 | 4 | 20 | | | | | | | | | | | | |
| 23 | D JURCINA, MILAN | | | | | | 16:51 | 26 | 00:38 | 00:00 | 01:05 | 15:46 | 1 | | 1 | 2 | | | | | | | | | | | | | | | | |
| 25 | C KOZLOV, VIKTOR | | 1 | 1 | +2 | | 14:54 | 18 | 00:49 | 00:51 | 00:00 | 14:03 | | | | | | | | | | | | | | | | | | | | |
| 26 | D MORRISONN, SHAONE | | | | 1 | 2 | 19:50 | 29 | 00:41 | 00:00 | 00:58 | 18:52 | | | | 2 | | 1 | | | | | | | | | | | | | | |
| 28 | L SEMIN, ALEXANDER | | | | 2 | | 19:01 | 18 | 01:08 | 03:09 | 00:00 | 15:52 | 4 | 1 | 2 | | | | | | | | | | | | | | | | | |
| 39 | C STECKEL, DAVID | | | | | | 15:14 | 20 | 00:45 | 00:04 | 02:51 | 12:19 | 1 | 1 | 3 | 1 | 1 | 1 | 6 | 10 | 38 | | | | | | | | | | | |
| 43 | R FEISCHMANN, TOMAS | | | | | | 15:50 | 19 | 00:50 | 00:51 | 00:00 | 14:59 | 1 | 2 | 2 | 1 | | | | 0 | 100 | | | | | | | | | | | |
| 52 | D GREEN, MIKE | | | | | | 24:35 | 30 | 00:49 | 03:20 | 00:00 | 21:15 | 4 | | 2 | 3 | 1 | 1 | 1 | | | | | | | | | | | | | |
| 55 | D SCHULTZ, JEFF | | | | | | 19:24 | 24 | 00:48 | 00:00 | 02:55 | 16:29 | 1 | | | 1 | | | 2 | | | | | | | | | | | | | |
| 87 | L BRASHEAR, DONALD | 1 | 1 | -1 | 1 | 5 | 09:31 | 13 | 00:43 | 00:00 | 00:00 | 09:31 | 3 | 1 | | 4 | | | | | | | | | | | | | | | | |
| 92 | C NYLANDER, MICHAEL | | | | +1 | | 18:20 | 18 | 01:01 | 03:09 | 00:00 | 15:11 | 1 | 1 | | | | 1 | 2 | 8 | 20 | | | | | | | | | | | |
| 1 | G JOHNSON, BRENT | | | | | | | | | | | | | | | | | | | | | | | | | | | | | | | |
| 37 | G KOLZIG, OLAF | | | | | | | | | | | | | | | | | | | | | | | | | | | | | | | |
| TEAM TOTALS | | | | | | | | | | | 3 | 4 | 7 | +1 | 3 | 9 | | | | | | | 25 | 18 | 17 | 26 | 5 | 5 | 11 | 27 | 30 | 47 |

| PITTSBURGH PENGUINS | | | | | | | | | | | WASHINGTON CAPITALS | | | | | | | | | | | | | | | | | | | | | |
|---------------------|----------------------|-----|----|----|----|-----|-------|----|-------|-------|---------------------|-------|-----|----|----|----|----|----|----|-----|-----|--|----|----|----|----|---|---|----|----|----|----|
| G | A | P | + | - | PN | PIM | TOI | | | | | S | A/B | MS | HT | GV | TK | BS | FW | FL | F% | | | | | | | | | | | |
| TOT | SHF | AVG | PP | SH | EV | | | | | | | | | | | | | | | | | | | | | | | | | | | |
| 4 | D SCUDERI, ROBERT | | | -2 | | | 17:34 | 21 | 00:50 | 00:00 | 01:51 | 15:43 | | | | 2 | | 1 | | | | | | | | | | | | | | |
| 5 | D SYDOR, DARRYL | 1 | 0 | +2 | | | 20:25 | 25 | 00:49 | 00:03 | 02:09 | 18:13 | 1 | | | 1 | | 4 | | | | | | | | | | | | | | |
| 10 | L ROBERTS, GARY | | | -1 | | | 13:00 | 19 | 00:41 | 00:20 | 00:00 | 12:40 | | | | 1 | | | 1 | 0 | 100 | | | | | | | | | | | |
| 11 | C STALE, JORDAN | | | | | | 19:48 | 22 | 00:54 | 03:06 | 02:33 | 13:39 | 2 | | | | | 3 | 6 | 67 | | | | | | | | | | | | |
| 16 | C CHRISTENSEN, ERIK | | 1 | 1 | -1 | | 12:32 | 18 | 00:41 | 00:03 | 00:00 | 12:29 | 1 | | 1 | | | 6 | 5 | 55 | | | | | | | | | | | | |
| 17 | R SYKORA, PETR | | | | | | 13:18 | 17 | 00:46 | 00:03 | 00:00 | 13:15 | | | | 2 | 1 | | | | | | | | | | | | | | | |
| 18 | R HALL, ADAM | | | | +1 | | 11:01 | 15 | 00:44 | 00:00 | 02:30 | 08:31 | | | | | | 1 | 0 | 100 | | | | | | | | | | | | |
| 19 | D WHITNEY, RYAN | | 1 | 1 | +2 | | 23:10 | 26 | 00:53 | 00:03 | 01:53 | 21:14 | 1 | 1 | | 1 | 1 | | | | | | | | | | | | | | | |
| 20 | R ARMSTRONG, COLBY | 1 | 1 | 2 | +1 | 1 | 18:24 | 21 | 00:52 | 00:00 | 00:29 | 17:55 | 1 | 1 | | 1 | | | | | | | | | | | | | | | | |
| 27 | R LARAQUE, GEORGES | | | | 1 | 1 | 09:52 | 15 | 00:39 | 00:00 | 00:00 | 09:52 | | | 1 | 1 | | | | | | | | | | | | | | | | |
| 37 | L RUUTU, JARKKO | | 1 | 1 | +1 | 1 | 10:00 | 14 | 00:42 | 00:00 | 00:41 | 09:19 | | | | 5 | | | | | | | | | | | | | | | | |
| 38 | E WAFFE, JEFF | 1 | | 1 | +1 | | 08:30 | 12 | 00:42 | 00:00 | 00:00 | 08:30 | 2 | | 3 | | | 4 | 1 | 80 | | | | | | | | | | | | |
| 44 | D ORPIK, BROOKS | | | | | | 17:07 | 20 | 00:51 | 00:00 | 00:00 | 17:07 | 1 | 3 | | 5 | | 5 | | | | | | | | | | | | | | |
| 48 | C KENNEDY, TYLER | | | | | | 13:39 | 17 | 00:48 | 00:00 | 00:00 | 13:39 | 3 | 1 | 1 | | | | | | | | | | | | | | | | | |
| 55 | D GONCHAR, SERGEI | 1 | | 1 | -2 | | 23:56 | 23 | 01:02 | 03:53 | 02:07 | 17:56 | 2 | 2 | 2 | 1 | 1 | 3 | | | | | | | | | | | | | | |
| 58 | D LETANG, KRISTOPHER | | | | | | 20:54 | 22 | 00:57 | 03:58 | 00:00 | 17:01 | 3 | 2 | 2 | 3 | 1 | 2 | | | | | | | | | | | | | | |
| 71 | C MALKIN, EVGENI | | | | | | 24:19 | 24 | 01:00 | 03:53 | 00:20 | 20:06 | 3 | | 2 | 2 | 1 | 2 | 0 | 1 | 0 | | | | | | | | | | | |
| 87 | C CROSBY, SIDNEY | | 2 | 2 | +1 | | 24:43 | 25 | 00:59 | 03:53 | 01:27 | 19:23 | 5 | | 1 | 2 | 1 | 10 | 14 | 42 | | | | | | | | | | | | |
| 30 | G SABOURIN, DANY | | | | | | | | | | | | | | | | | | | | | | | | | | | | | | | |
| 35 | G CONKLIN, TY | | | | | | | | | | | | | | | | | | | | | | | | | | | | | | | |
| TEAM TOTALS | | | | | | | | | | | 4 | 7 | 11 | -1 | 3 | 9 | | | | | | | 27 | 11 | 14 | 26 | 9 | 3 | 18 | 30 | 27 | 53 |

G=Goals A=Assists P=Points +/-=Plus/Minus PN=Number of Penalties PIM=Penalty Minutes TOI=Time On Ice SHF=# of Shifts AVG=Average Time/Shift S=Shots on Goal A/B=Attempts Blocked MS=Missed Shots HT=Hits Given GV=Giveaways TK=Takeaways BS=Blocked Shots FW=Faceoffs Won FL=Faceoffs Lost F%=Faceoff Win Percentage PP=Power Play SH=Short Handed EV=Even Strength OT=Overtime TOT=Total

VISITOR

HOME

Game Summary



Game
Saturday, December 29, 2007
Attendance 17,132 at Mellon Arena
Start 7:37 EST ; End 9:50 EST
Game 0566
Final



BUFFALO SABRES
Game 37 Away Game 19

PITTSBURGH PENGUINS
Game 38 Home Game 20

SCORING SUMMARY

| G | Per | Time | Str | Team | Goal | Scorer | Assist | Assist | BUF on Ice | PIT on Ice |
|---|-----|-------|-------|------|------|----------------|-----------------|--------------------|-----------------------|-----------------------|
| 1 | 2 | 0:12 | EV | PIT | 20 | C.ARMSTRONG(6) | 87 S.CROSBY(35) | 5 D.SYDOR(4) | 6, 19, 29, 30, 51, 65 | 5, 19, 20, 35, 71, 87 |
| 2 | 3 | 19:38 | EV-EN | PIT | 71 | E.MALKIN(15) | 87 S.CROSBY(36) | 20 C.ARMSTRONG(12) | 6, 9, 19, 26, 51, 61 | 5, 19, 20, 35, 71, 87 |

BUFFALO SABRES

PITTSBURGH PENGUINS

PENALTY SUMMARY

| # | Per | Time | Player | PIM | Penalty | # | Per | Time | Player | PIM | Penalty |
|----------|-----|-------|-----------------|-----|--------------|----------|-----|-------|--------------|-----|-------------------------------|
| 1 | 2 | 17:35 | 61 M.AFINOGENOV | 2 | Interference | 1 | 1 | 15:17 | 12 R.MALONE | 2 | Tipping |
| 2 | 3 | 3:43 | 5 T.LYDMAN | 2 | Hooking | 2 | 2 | 13:13 | 12 R.MALONE | 2 | Hooking |
| 3 | 3 | 8:16 | 9 D.ROY | 2 | Hi-sticking | 3 | 3 | 16:38 | 19 R.WHITNEY | 2 | Holding |
| 4 | 3 | 15:25 | 9 D.ROY | 2 | Hooking | 4 | 3 | 19:53 | 55 S.GONCHAR | 2 | Delaying Game-Puck over glass |
| TOT: 4-8 | | | | | | TOT: 4-8 | | | | | |

BY PERIOD

| Per | Goals | Shots | PN | PIM | Per | Goals | Shots | PN | PIM |
|-----|-------|-------|----|-----|-----|-------|-------|----|-----|
| 1 | 0 | 8 | 0 | 0 | 1 | 0 | 8 | 1 | 2 |
| 2 | 0 | 8 | 1 | 2 | 2 | 1 | 8 | 1 | 2 |
| 3 | 0 | 10 | 3 | 6 | 3 | 1 | 9 | 2 | 4 |
| TOT | 0 | 26 | 4 | 8 | TOT | 2 | 25 | 4 | 8 |

POWERPLAYS (Goals-Opp. / Power Play Time)

| 5v4 | 5v3 | 4v3 | TOT | 5v4 | 5v3 | 4v3 | TOT |
|-----------|-----|-----|-----------|-----------|-----|-----|-----------|
| 0:4/05:45 | | | 0:4/05:45 | 0:4/07:38 | | | 0:4/07:38 |

EVEN STRENGTH (Goals-Occurences / Time)

| 5v5 | 4v4 | 3v3 | TOT | 5v5 | 4v4 | 3v3 | TOT |
|-----------|-----------|-----|-----------|-----------|-----------|-----|-----------|
| 0:7/46:15 | 0:0/00:22 | | 0:7/46:37 | 2:7/46:15 | 0:1/00:22 | | 2:8/46:37 |

GOALTENDER SUMMARY

| BUFFALO SABRES | | TOT | | | | GOALS-SHOTS AGAINST | | | |
|----------------|--------------------|-------|-------|-------|-------|---------------------|-----|-----|------|
| | | EV | PP | SH | TOT | 1 | 2 | 3 | TOT |
| 30 | G MILLER, RYAN (L) | 46:03 | 05:45 | 07:38 | 59:26 | 0-8 | 1-8 | 0-8 | 1-24 |
| 35 | G THIBAUT, JOCELYN | | | | | | | | |
| | EMPTY NET | 00:34 | 00:00 | 00:00 | 00:34 | | | 1-1 | 1-1 |
| TEAM TOTALS | | 46:37 | 05:45 | 07:38 | 60:00 | 0-8 | 1-8 | 1-9 | 2-25 |

| PITTSBURGH PENGUINS | | TOT | | | | GOALS-SHOTS AGAINST | | | |
|---------------------|-------------------|-------|-------|-------|-------|---------------------|-----|------|------|
| | | EV | PP | SH | TOT | 1 | 2 | 3 | TOT |
| 30 | G SABOURIN, DANY | | | | | | | | |
| 35 | G CONKLIN, TY (W) | 46:37 | 07:38 | 05:45 | 60:00 | 0-8 | 0-8 | 0-10 | 0-26 |
| TEAM TOTALS | | 46:37 | 07:38 | 05:45 | 60:00 | 0-8 | 0-8 | 0-10 | 0-26 |

OFFICIALS

Referee: #21 Don VanMassenhoven Linesman: #68 Scott Driscoll
#45 Justin StPierre #90 Andy McElman
Standby: Standby:

3 STARS Picked By: Mellon Arena Media

| | Team | Pos | Player |
|----|------|-----|----------------|
| 1. | PIT | G | 35 T.CONKLIN |
| 2. | PIT | R | 20 C.ARMSTRONG |
| 3. | PIT | C | 87 S.CROSBY |

71 87 20
12 11 48
10 16 27
37 38 18
44 58
4 55
5 19

VISITOR

HOME

Event Summary



0



Game
 Saturday, December 29, 2007
 Attendance 17,132 at Mellon Arena
 Start 7:37 EST ; End 9:50 EST
 Game 0566
 Final



2



BUFFALO SABRES
 Game 37 Away Game 19

PITTSBURGH PENGUINS
 Game 38 Home Game 20

SHOTS SUMMARY (Goals-Shots On Goal)

| EV | PP | SH | TOT | EV | PP | SH | TOT |
|------|-----|-----|------|------|-----|-----|------|
| 0:21 | 0:2 | 0:3 | 0:26 | 2:20 | 0:3 | 0:2 | 2:25 |
| 5v5 | 5v4 | 5v3 | 4v4 | 4v5 | 4v4 | 4v3 | 3v5 |
| 0:21 | 0:2 | 0:3 | | 2:20 | 0:3 | 0:2 | |

FACE-OFF SUMMARY (Face-offs Won-Face-offs Total / Percentage)

| EV | PP | SH | TOT | EV | PP | SH | TOT |
|-----------|---------|---------|-----------|-----------|---------|---------|-----------|
| 15-34/44% | 5-9/56% | 2-5/40% | 22-48/46% | 19-34/56% | 3-5/60% | 4-9/44% | 26-48/54% |

TEAM SUMMARY

| BUFFALO SABRES | | G | A | P | +/ | PN | PIM | TOI | | | | | | | S | A/B | MS | HT | GV | TK | BS | FW | FL | F% |
|----------------|---------------------|-----|-----|-----|-----|----|-----|-------|----|-------|-------|-------|-------|----|----|-----|----|----|----|----|----|----|----|----|
| | | TOT | SHF | AVG | PP | SH | EV | | | | | | | | | | | | | | | | | |
| 5 | D LLYDMAN, TONI | | | | | 1 | 2 | 19:39 | 25 | 00:47 | 00:00 | 03:05 | 16:34 | 2 | | | 2 | 1 | 1 | 2 | | | | |
| 6 | D SPRAGEK, JAROSLAV | | | | -2 | | | 23:03 | 25 | 00:55 | 02:54 | 03:17 | 16:52 | 1 | 2 | | 2 | | | | | | | |
| 9 | C ROY, DEREK | | | | -1 | 2 | 4 | 19:18 | 22 | 00:52 | 02:44 | 01:37 | 14:57 | 2 | | | 1 | 1 | | | | 8 | 3 | 73 |
| 10 | D TALLINDER, HENRIK | | | | | | | 20:09 | 24 | 00:50 | 00:00 | 04:15 | 15:54 | | | | | | | | 3 | | 1 | 50 |
| 12 | R KOTALIK, ALES | | | | | | | 14:02 | 17 | 00:49 | 03:08 | 00:00 | 10:54 | 2 | 1 | 1 | 1 | | | | | 1 | 1 | 50 |
| 19 | C CONNOLLY, TIM | | | | -2 | | | 18:48 | 22 | 00:51 | 02:51 | 02:46 | 13:11 | 1 | | | 2 | 1 | | | 2 | | | |
| 20 | L PAILLE, DANIEL | | | | | | | 14:14 | 18 | 00:47 | 00:10 | 01:21 | 12:43 | 1 | | | | 1 | | | | | | |
| 22 | C MAIR, ADAM | | | | | | | 08:09 | 8 | 01:01 | 00:03 | 00:00 | 08:06 | 1 | | | | | | | | 3 | 3 | 50 |
| 26 | L VANEK, THOMAS | | | | -1 | | | 15:48 | 18 | 00:52 | 02:44 | 00:00 | 13:04 | 4 | | | 1 | 1 | | | | | | |
| 28 | C GAUSTAD, PAUL | | | | | | | 16:49 | 24 | 00:48 | 04:03 | 01:41 | 11:36 | 4 | 1 | | 3 | | | | 5 | 6 | 45 | |
| 29 | R POMINVILLE, JASON | | | | -1 | | | 18:24 | 22 | 00:50 | 01:39 | 03:41 | 13:04 | 4 | 1 | 2 | | | | | 1 | | | |
| 37 | C RYAN, MICHAEL | | | | | | | 07:34 | 8 | 00:56 | 00:00 | 01:50 | 06:33 | | | | | | | | | | | |
| 38 | D PAETSCH, NATHAN | | | | | | | 12:30 | 13 | 00:57 | 01:12 | 00:00 | 11:18 | | | | | | | | | | | |
| 41 | L MACARTHUR, CLARKE | | | | | | | 06:45 | 7 | 00:57 | 00:00 | 00:00 | 06:45 | | | | | 1 | | | | | | |
| 45 | D KALININ, DMITRI | | | | | | | 14:45 | 16 | 00:55 | 00:07 | 01:01 | 13:37 | 1 | | | 1 | | | | | | | |
| 51 | D CAMBELL, BRIAN | | | | -2 | | | 26:18 | 25 | 01:03 | 03:39 | 03:38 | 19:01 | 2 | 1 | 3 | 2 | | | | | | | |
| 55 | C HECHT, JOCHEN | | | | -1 | | | 19:42 | 23 | 00:51 | 00:47 | 03:39 | 15:16 | 3 | 2 | | 1 | | | | 2 | 5 | 13 | 28 |
| 61 | R AFINOGENOV, MAXIM | | | | -1 | 1 | 2 | 16:37 | 19 | 00:52 | 02:44 | 00:00 | 13:53 | 1 | | | | 1 | 3 | | | | | |
| 30 | G MILLER, RYAN | | | | | | | | | | | | | | | | | | | | | | | |
| 35 | G THIBAUT, JOCELYN | | | | | | | | | | | | | | | | | | | | | | | |
| TEAM TOTALS | | 0 | 0 | 0 | -11 | 4 | 8 | | | | | | | 26 | 12 | 10 | 17 | 6 | 1 | 11 | 22 | 26 | 46 | |

| PITTSBURGH PENGUINS | | G | A | P | +/ | PN | PIM | TOI | | | | | | | S | A/B | MS | HT | GV | TK | BS | FW | FL | F% |
|---------------------|----------------------|-----|-----|-----|-----|----|-----|-------|----|-------|-------|-------|-------|----|----|-----|----|----|----|----|----|----|----|----|
| | | TOT | SHF | AVG | PP | SH | EV | | | | | | | | | | | | | | | | | |
| 4 | D SCUDERI, ROBERT | | | | | | | 15:54 | 23 | 00:41 | 00:00 | 02:36 | 13:18 | 1 | | | | | | | 1 | | | |
| 5 | D SYBOL, DARRYL | | | | -2 | | | 22:05 | 28 | 00:47 | 01:54 | 03:09 | 17:02 | 1 | | | | | | | | | | |
| 10 | L ROBERTS, GARY | | | | | | | 07:19 | 9 | 00:48 | 00:00 | 00:00 | 07:19 | | | | 2 | | | | | | | |
| 11 | C STALL, JORDAN | | | | | | | 19:13 | 23 | 00:50 | 04:52 | 02:14 | 12:07 | 4 | | | 2 | | | | 8 | 9 | 47 | |
| 12 | L MALONE, RYAN | | | | | 2 | 4 | 15:45 | 22 | 00:42 | 01:37 | 00:19 | 13:49 | | | | 1 | 2 | | 2 | | | | |
| 16 | C CHRISTENSEN, ERIK | | | | | | | 13:52 | 19 | 00:43 | 02:50 | 00:00 | 11:02 | 1 | | | 1 | | | | 4 | 4 | 50 | |
| 18 | R HALL, ADAM | | | | | | | 11:36 | 17 | 00:40 | 00:06 | 02:33 | 08:57 | 2 | | | 1 | 1 | | | 2 | 4 | 1 | 80 |
| 19 | D WHITNEY, RYAN | | | | +2 | 1 | 2 | 23:49 | 28 | 00:51 | 02:19 | 02:42 | 18:48 | 3 | 1 | | 2 | 2 | | 3 | | | | |
| 20 | R ARMSTRONG, COLBY | 1 | 1 | 2 | +2 | | | 19:00 | 25 | 00:45 | 00:19 | 03:02 | 15:39 | 2 | | | 1 | 3 | | 1 | 1 | 0 | 1 | 0 |
| 27 | R LARAQUE, GEORGES | | | | | | | 09:08 | 13 | 00:42 | 00:00 | 00:00 | 09:08 | | | | | 1 | | | | | | |
| 37 | L RUUTU, JARKKO | | | | | | | 11:41 | 16 | 00:43 | 00:00 | 02:14 | 09:27 | | | | 1 | 1 | | 1 | | | | |
| 38 | L TABBE, JEFF | | | | | | | 07:43 | 10 | 00:46 | 01:22 | 00:00 | 06:21 | 1 | | | | 1 | | | 2 | 1 | 67 | |
| 44 | D ORPIK, BROOKS | | | | | | | 14:44 | 17 | 00:52 | 00:18 | 00:00 | 14:26 | | | | 1 | 5 | | | 1 | | | |
| 48 | C KENNEDY, TYLER | | | | | | | 12:56 | 17 | 00:45 | 01:52 | 00:00 | 11:04 | 2 | | | 1 | 2 | | | | | | |
| 55 | D GONCHAR, SERGEI | | | | | 1 | 2 | 23:54 | 26 | 00:55 | 05:42 | 02:35 | 15:37 | 2 | 2 | 2 | | | | 1 | | | | |
| 58 | D LETANG, KRISTOPHER | | | | | | | 19:53 | 21 | 00:56 | 05:22 | 00:28 | 14:03 | 1 | 3 | | 1 | 2 | | | | | | |
| 71 | C MALKIN, EVGENI | 1 | 1 | 2 | +2 | | | 22:37 | 24 | 00:56 | 05:12 | 00:03 | 17:22 | 5 | 3 | | | 1 | 2 | | | | | |
| 37 | C CROSBY, SIDNEY | | 2 | 2 | +2 | | | 22:44 | 25 | 00:54 | 04:25 | 01:05 | 17:14 | | | | 1 | 2 | | 1 | | 8 | 6 | 57 |
| 30 | G SABOURIN, DANY | | | | | | | | | | | | | | | | | | | | | | | |
| 35 | G CONKLIN, TY | | | | | | | | | | | | | | | | | | | | | | | |
| TEAM TOTALS | | 2 | 4 | 6 | +10 | 4 | 8 | | | | | | | 25 | 11 | 12 | 25 | 5 | 4 | 12 | 26 | 22 | 54 | |

G=Goals A=Assists P=Points +/-Plus/Minus PN=Number of Penalties PIM=Penalty Minutes TOI=Time On Ice SHF=# of Shifts AVG=Average Time/Shift S=Shots on Goal A/B=Attempts Blocked MS=Missed Shots HT=Hits Given GV=Giveaways TK=Takeaways BS=Blocked Shots FW=Faceoffs Won FL=Faceoffs Lost F%=Faceoff Win Percentage PP=Power Play SH=Short Handed EV=Even Strength OT=Overtime TOT=Total

VISITOR

HOME

Shootout Summary



PITTSBURGH PENGUINS
Game 39 Away Game 19

Game
Tuesday, January 1, 2008
Attendance 71,217 at Ralph Wilson Stadium
Start 1:27 EST ; End 4:34 EST
Game 0584
Final



BUFFALO SABRES
Game 38 Home Game 19

Shootout Summary

| Team | G | S | M | P |
|------|---|---|---|---|
| PIT | 2 | 2 | 1 | 0 |
| BUF | 1 | 3 | 0 | 0 |

Determining Goal: 87 S.CROSBY (Attempt #3/#6 - Team/Overall)

| # | Team | Pos | Shooter | Shootout Order / Result | Goaltender | Result | Shot Type | Score(V-H) |
|---|------|-----|------------------|-------------------------|------------|------------------|-----------|------------|
| 1 | BUF | R | 12 A.KOTALIK | 35 T.CONKLIN | T.CONKLIN | G | Wrist | 0-1 |
| 2 | PIT | C | 16 E.CHRISTENSEN | 30 R.MILLER | R.MILLER | M Wide of Net | Wrist | 0-1 |
| 3 | BUF | C | 19 T.CONNOLLY | 35 T.CONKLIN | T.CONKLIN | S | Wrist | 0-1 |
| 4 | PIT | D | 58 K.LETANG | 30 R.MILLER | R.MILLER | G | Backhand | 1-1 |
| 5 | BUF | R | 61 M.AFINOGENOV | 35 T.CONKLIN | T.CONKLIN | S | Backhand | 1-1 |
| 6 | PIT | C | 87 S.CROSBY | 30 R.MILLER | R.MILLER | G | Wrist | 2-1 |

Result Key: G=Goal, M=Missed Shot, S=Shot, P=Penalty,



1944
 1945
 1946
 1947
 1948
 1949
 1950
 1951
 1952
 1953
 1954
 1955
 1956
 1957
 1958
 1959
 1960
 1961
 1962
 1963
 1964
 1965
 1966
 1967
 1968
 1969
 1970
 1971
 1972
 1973
 1974
 1975
 1976
 1977
 1978
 1979
 1980
 1981
 1982
 1983
 1984
 1985
 1986
 1987
 1988
 1989
 1990
 1991
 1992
 1993
 1994
 1995
 1996
 1997
 1998
 1999
 2000
 2001
 2002
 2003
 2004
 2005
 2006
 2007
 2008
 2009
 2010
 2011
 2012
 2013
 2014
 2015
 2016
 2017
 2018
 2019
 2020
 2021
 2022
 2023
 2024
 2025



1944

1945

1946

1947

1948

1949

1950

1951

1952

1953

1954

1955

1956

1957

1958

1959

1960

1961

1962

1963

1964

1965

1966

1967

1968

1969

1970

1971

1972

1973

1974

1975

1976

1977

1978

1979

1980

VISITOR

HOME

Game Summary



2



Game
Tuesday, January 1, 2008
Attendance 71,217 at Ralph Wilson
Stadium
Start 1:27 EST ; End 4:34 EST
Game 0584
Final



1



PITTSBURGH PENGUINS
Game 39 Away Game 19

BUFFALO SABRES
Game 38 Home Game 19

SCORING SUMMARY

| G | Per | Time | Str | Team | Goal | Scorer | Assist | Assist | PIT on Ice | BUF on Ice |
|---|-----|------|-----|------|------|----------------|--------|----------------|-----------------------|-----------------------|
| 1 | 1 | 0:21 | EV | PIT | 20 | C.ARMSTRONG(6) | 87 | S.CROSBY(37) | 5, 19, 20, 35, 71, 87 | 6, 19, 29, 30, 51, 55 |
| 2 | 2 | 1:25 | EV | BUF | 51 | B.CAMPBELL(4) | 19 | T.CONNOLLY(23) | 5, 11, 12, 19, 35, 48 | 6, 12, 19, 20, 30, 51 |
| 3 | SO | | | PIT | 87 | S.CROSBY | | | | |

PITTSBURGH PENGUINS

BUFFALO SABRES

PENALTY SUMMARY

| # | Per | Time | Player | PIM | Penalty | # | Per | Time | Player | PIM | Penalty | | |
|----------|-----|-------|--------|-------------|---------|----------------------------|-----|------|--------|-----|--------------|---|---------|
| 1 | 1 | 13:02 | 20 | C.ARMSTRONG | 2 | Interference on goalkeeper | 1 | 1 | 4:22 | 19 | T.CONNOLLY | 2 | Hooking |
| 2 | 3 | 20:00 | 20 | C.ARMSTRONG | 2 | Hooking | 2 | 1 | 7:16 | 61 | M.AFINOGENOV | 2 | Hooking |
| TOT: 2-4 | | | | | | TOT: 3-6 | | | | | | | |

BY PERIOD

| Per | Goals | Shots | PN | PIM | Per | Goals | Shots | PN | PIM |
|-----|-------|-------|----|-----|-----|-------|-------|----|-----|
| 1 | 1 | 11 | 1 | 2 | 1 | 0 | 9 | 3 | 6 |
| 2 | 0 | 2 | 0 | 0 | 2 | 1 | 14 | 0 | 0 |
| 3 | 0 | 12 | 1 | 2 | 3 | 0 | 7 | 0 | 0 |
| OT | 0 | 0 | 0 | 0 | OT | 0 | 7 | 0 | 0 |
| TOT | 1 | 25 | 2 | 4 | TOT | 1 | 37 | 3 | 6 |

POWERPLAYS (Goals-Opp. / Power Play Time)

| 5v4 | 5v3 | 4v3 | TOT | 5v4 | 5v3 | 4v3 | TOT |
|-----------|-----|-----|-----------|-----------|-----|-----------|-----------|
| 0-3/04:45 | | | 0-3/04:45 | 0-2/00:45 | | 0-0/02:00 | 0-2/02:45 |

EVEN STRENGTH (Goals-Occurrences / Time)

| 5v5 | 4v4 | 3v3 | TOT | 5v5 | 4v4 | 3v3 | TOT |
|-----------|-----------|-----|-----------|-----------|-----------|-----|-----------|
| 1-4/53:15 | 0-2/04:15 | | 1-6/57:30 | 1-4/53:15 | 0-2/04:15 | | 1-6/57:30 |

GOALTENDER SUMMARY

| PITTSBURGH PENGUINS | | TOI | | | | GOALS-SHOTS AGAINST | | | | |
|---------------------|-------------------|-------|-------|-------|-------|---------------------|------|-----|-----|------|
| | | EV | PP | SH | TOT | 1 | 2 | 3 | OT | TOT |
| 30 | G SABOURIN, DANY | | | | | | | | | |
| 35 | G CONKLIN, TY (W) | 57:25 | 04:45 | 02:45 | 64:55 | 0-9 | 1-14 | 0-7 | 0-7 | 1-37 |
| EMPTY NET | | 00:05 | 00:00 | 00:00 | 00:05 | | | | | |
| TEAM TOTALS | | 57:30 | 04:45 | 02:45 | 65:00 | 0-9 | 1-14 | 0-7 | 0-7 | 1-37 |

| BUFFALO SABRES | | TOI | | | | GOALS-SHOTS AGAINST | | | | |
|----------------|---------------------|-------|-------|-------|-------|---------------------|-----|------|----|------|
| | | EV | PP | SH | TOT | 1 | 2 | 3 | OT | TOT |
| 30 | G MILLER, RYAN (OT) | 57:30 | 02:45 | 04:45 | 65:00 | 1-11 | 0-2 | 0-12 | | 1-25 |
| 35 | G THIBAUT, JOCELYN | | | | | | | | | |
| TEAM TOTALS | | 57:30 | 02:45 | 04:45 | 65:00 | 1-11 | 0-2 | 0-12 | | 1-25 |

OFFICIALS

Referee: #25 Marc Joannette
#21 Don VanMassenhoven
Standby:
Linesman: #71 Brad Kovachik
#77 Tim Nowak
Standby:

3 STARS Picked By:

1. Team PIT Pos C Player 87 S.CROSBY
2. PIT G 35 T.CONKLIN
3. BUF G 30 R.MILLER

© Copyright 2007, National Hockey League 2008-01-01-16.41.49

71 87 20
12 11 48
17 16 18
37 38 27
5 19
4 55
44 58

VISITOR

Event Summary

HOME



2



Game
Tuesday, January 1, 2008
Attendance 71,217 at Ralph Wilson
Stadium
Start 1:27 EST ; End 4:34 EST
Game 0584
Final



1



PITTSBURGH PENGUINS
Game 39 Away Game 19

BUFFALO SABRES
Game 38 Home Game 19

SHOTS SUMMARY (Goals-Shots On Goal)

| EV | | | | PP | | | | SH | | | | TOT | | | | | |
|------|-----|-----|-----|-----|-----|-----|-----|------|-----|-----|-----|------|-----|-----|-----|-----|-----|
| 1-21 | | | | 0-4 | | | | 1-25 | | | | 1-31 | | | | | |
| 5v5 | 5v4 | 5v3 | 4v5 | 4v4 | 4v3 | 3v5 | 3v4 | 3v3 | 5v5 | 5v4 | 5v3 | 4v5 | 4v4 | 4v3 | 3v5 | 3v4 | 3v3 |
| 1-20 | | | | 0-4 | | | | 0-1 | | | | 1-29 | | | | | |
| | | | | | | | | | | | | | | | | | |

FACE-OFF SUMMARY (Face-offs Won-Face-offs Total / Percentage)

| EV | | | | PP | | | | SH | | | | TOT | | | |
|-----------|--|--|--|----------|--|--|--|--------|--|--|--|-----------|--|--|--|
| 24-46/52% | | | | 5-5/100% | | | | 0-3/0% | | | | 29-54/54% | | | |
| 22-46/48% | | | | 3-3/100% | | | | 0-5/0% | | | | 25-54/46% | | | |

TEAM SUMMARY

| PITTSBURGH PENGUINS | | | | | | | | | | TOI | | | | | | | | | | | | | | | | | | | | | |
|---------------------|---|--------------------|---|---|----|-----|-------|-------|-------|-------|-------|-------|-------|-----|----|----|----|----|----|----|----|----|-----|----|----|----|---|---|----|----|----|
| G | A | P | + | - | PN | PIM | TOT | SHF | AVG | PP | SH | EV | S | A/B | MS | HT | GV | TK | BS | FW | FL | F% | | | | | | | | | |
| 4 | D | SCUDERI, ROBERT | | | | | 23:17 | 28 | 00:49 | 00:00 | 02:24 | 20:53 | | 1 | | | | 1 | 1 | | | | | | | | | | | | |
| 5 | D | SYDOR, DARRYL | | | | | 23:14 | 29 | 00:48 | 01:56 | 00:21 | 20:57 | | 1 | 1 | | 2 | | 1 | | | | | | | | | | | | |
| 11 | C | STAAL, JORDAN | | | -1 | | 20:44 | 30 | 00:41 | 00:35 | 01:45 | 18:24 | 1 | 1 | | 1 | 5 | | | | 10 | 8 | 56 | | | | | | | | |
| 12 | L | MALONE, RYAN | | | -1 | | 20:33 | 27 | 00:45 | 00:44 | 01:38 | 18:11 | | | | 2 | 3 | | | | | | | | | | | | | | |
| 16 | C | CHRISTENSEN, ERIK | | | | | 15:07 | 18 | 00:50 | 01:56 | 00:00 | 13:11 | 2 | 1 | 1 | | 1 | | | | 7 | 5 | 58 | | | | | | | | |
| 17 | R | SYKORA, PETR | | | | | 12:40 | 16 | 00:47 | 01:56 | 00:00 | 10:44 | 1 | 1 | 1 | | 1 | | | | 1 | 0 | 100 | | | | | | | | |
| 18 | R | HALL, ADAM | | | | | 10:59 | 16 | 00:41 | 00:00 | 01:07 | 09:52 | 1 | | | 2 | | 2 | | | 0 | 1 | 0 | | | | | | | | |
| 19 | D | WHITNEY, RYAN | | | | | 24:02 | 27 | 00:53 | 02:49 | 00:00 | 21:13 | | 1 | | | 1 | | 1 | | | | | | | | | | | | |
| 20 | R | ARMSTRONG, COLBY | 1 | 1 | +1 | 2 | 4 | 21:56 | 30 | 00:43 | 02:14 | 00:00 | 19:42 | 2 | 1 | 1 | | | | | | | | | | | | | | | |
| 27 | R | LARAQUE, GEORGES | | | | | 07:22 | 9 | 00:49 | 01:12 | 00:00 | 06:10 | 1 | | | 1 | 1 | | 1 | | | | | | | | | | | | |
| 37 | L | RUUTU, JARKKO | | | | | 06:46 | 10 | 00:40 | 00:00 | 00:21 | 06:25 | | | | 1 | | | | | | | | | | | | | | | |
| 38 | L | TAFFE, JEFF | | | | | 06:56 | 9 | 00:46 | 00:00 | 00:00 | 06:56 | 1 | 2 | 3 | 2 | | | | | 1 | 0 | 100 | | | | | | | | |
| 44 | D | ORPIK, BROOKS | | | | | 14:50 | 17 | 00:52 | 00:00 | 00:00 | 14:50 | 1 | | 1 | 2 | 1 | | 2 | | | | | | | | | | | | |
| 48 | C | KENNEDY, TYLER | | | -1 | | 19:25 | 25 | 00:46 | 00:00 | 00:00 | 19:25 | 3 | | 1 | 1 | | | | | | | | | | | | | | | |
| 55 | D | GONCHAR, SERGEI | | | | | 25:47 | 30 | 00:51 | 02:49 | 00:45 | 22:13 | 1 | | 2 | 3 | 2 | | 1 | | | | | | | | | | | | |
| 58 | D | LETANG, KRISTOPHER | | | | | 16:38 | 19 | 00:52 | 01:56 | 00:00 | 14:42 | | 1 | | | 1 | | 1 | | | | | | | | | | | | |
| 71 | C | MALKIN, EVGENI | | | +1 | | 23:32 | 27 | 00:52 | 02:49 | 00:00 | 20:43 | 6 | | 1 | | 3 | 1 | 1 | | | | | | | | | | | | |
| 87 | C | CROSBY, SIDNEY | 1 | 1 | +1 | | 22:17 | 30 | 00:44 | 02:49 | 00:39 | 18:49 | 5 | | 1 | | | 1 | | 10 | 11 | 48 | | | | | | | | | |
| 30 | G | SABOURIN, DANY | | | | | | | | | | | | | | | | | | | | | | | | | | | | | |
| 35 | G | CONKLIN, TY | | | | | | | | | | | | | | | 3 | | | | | | | | | | | | | | |
| TEAM TOTALS | | | | | | | | | | 1 | 1 | 2 | 0 | 2 | 4 | | | | | | | 25 | 10 | 15 | 16 | 22 | 4 | 9 | 29 | 25 | 54 |

| BUFFALO SABRES | | | | | | | | | | TOI | | | | | | | | | | | | | | | | | | | | | |
|----------------|---|-------------------|---|---|----|-----|-------|-------|-------|-------|-------|-------|-------|-----|----|----|----|----|----|----|----|----|---|----|----|----|---|----|----|----|----|
| G | A | P | + | - | PN | PIM | TOT | SHF | AVG | PP | SH | EV | S | A/B | MS | HT | GV | TK | BS | FW | FL | F% | | | | | | | | | |
| 5 | D | LYDMAN, TONI | | | | | 26:04 | 30 | 00:52 | 00:00 | 03:19 | 22:45 | 2 | | 1 | 4 | 3 | | 1 | | | | | | | | | | | | |
| 6 | D | SPACEK, JAROSLAV | | | | | 25:24 | 32 | 00:47 | 02:07 | 01:32 | 21:45 | 3 | | 3 | 2 | 2 | 1 | 1 | | | | | | | | | | | | |
| 9 | C | ROY, DEREK | | | | | 19:15 | 23 | 00:50 | 00:21 | 02:31 | 16:23 | 2 | 2 | 3 | | 3 | 2 | | 5 | 8 | 38 | | | | | | | | | |
| 10 | D | TALLINDER, HENRIK | | | | | 26:40 | 30 | 00:53 | 00:00 | 03:13 | 23:27 | 3 | 1 | | | | | 2 | | | | | | | | | | | | |
| 12 | R | KOTALIK, ALES | | | +1 | | 18:17 | 21 | 00:52 | 02:07 | 00:00 | 16:10 | 6 | | 3 | | | 1 | | 2 | 4 | 33 | | | | | | | | | |
| 19 | C | CONNOLLY, TIM | 1 | 1 | -1 | 2 | 19:38 | 25 | 00:47 | 02:24 | 00:48 | 16:26 | 4 | | | | | 1 | 1 | 6 | 6 | 50 | | | | | | | | | |
| 20 | L | PAILLE, DANIEL | 1 | 1 | +1 | | 15:38 | 19 | 00:49 | 00:00 | 00:45 | 14:53 | | | 2 | | | | | | | | | | | | | | | | |
| 22 | C | MAIR, ADAM | | | | | 06:46 | 9 | 00:45 | 00:00 | 00:00 | 06:46 | 1 | | | 2 | | | 1 | 2 | 1 | 67 | | | | | | | | | |
| 26 | L | VANEK, THOMAS | | | | 1 | 2 | 15:35 | 19 | 00:49 | 01:46 | 00:00 | 13:49 | 3 | 1 | | 1 | 1 | | | | | | | | | | | | | |
| 28 | C | GAUSTAD, PAUL | | | | | 21:16 | 24 | 00:53 | 00:59 | 01:26 | 18:51 | 1 | | | 10 | 1 | | 1 | 9 | 7 | 56 | | | | | | | | | |
| 29 | R | POMINVILLE, JASON | | | -1 | | 20:51 | 25 | 00:50 | 00:38 | 02:01 | 18:12 | 4 | 1 | 1 | | 1 | | | 1 | 1 | 50 | | | | | | | | | |
| 37 | C | RYAN, MICHAEL | | | | | 06:13 | 8 | 00:46 | 00:00 | 00:00 | 06:13 | 1 | 1 | 1 | | | 1 | | | | | | | | | | | | | |
| 38 | D | PAETSCH, NATHAN | | | | | 12:49 | 21 | 00:36 | 00:00 | 00:00 | 12:49 | 1 | | | | | | | | | | | | | | | | | | |
| 45 | D | KALININ, DMITRI | | | | | 12:01 | 20 | 00:36 | 00:00 | 00:00 | 12:01 | | | | 1 | | | 1 | | | | | | | | | | | | |
| 51 | D | CAMPBELL, BRIAN | 1 | 1 | | | 24:50 | 32 | 00:46 | 01:23 | 01:26 | 22:01 | 3 | | | 3 | 2 | | 1 | | | | | | | | | | | | |
| 55 | C | HECHT, JOCHEN | | | -1 | | 20:11 | 25 | 00:48 | 00:00 | 01:59 | 18:12 | 1 | 1 | 2 | | 2 | | 1 | 0 | 2 | 0 | | | | | | | | | |
| 61 | R | AFINOGENOV, MAXIM | | | | 1 | 2 | 19:03 | 21 | 00:54 | 00:00 | 00:00 | 19:03 | 3 | 1 | 1 | 1 | 1 | 2 | | | | | | | | | | | | |
| 76 | L | PETERS, ANDREW | | | | | 03:29 | 4 | 00:52 | 00:00 | 00:00 | 03:29 | | | | 2 | 1 | | | | | | | | | | | | | | |
| 30 | G | MILLER, RYAN | | | | | | | | | | | | | | | | | | | | | | | | | | | | | |
| 35 | G | THIBAUT, JOCELYN | | | | | | | | | | | | | | | | | | | | | | | | | | | | | |
| TEAM TOTALS | | | | | | | | | | 1 | 2 | 3 | 0 | 3 | 6 | | | | | | | 37 | 9 | 17 | 26 | 17 | 8 | 10 | 25 | 29 | 46 |

G=Goals A=Assists P=Points +/-=Plus/Minus PN=Number of Penalties PIM=Penalty Minutes TOI=Time On Ice SHF=# of Shifts AVG=Average Time/Shift S=Shots on Goal A/B=Attempts Blocked MS=Missed Shots HT=Hits Given GV=Giveaways TK=Takeaways BS=Blocked Shots FW=Faceoffs Won FL=Faceoffs Lost F%=Faceoff Win Percentage PP=Power Play SH=Short Handed EV=Even Strength OT=Overtime TOT=Total

VISITOR

HOME

Game Summary



2



Game
Thursday, January 3, 2008
Attendance 17,074 at Mellon Arena
Start 7:36 EST ; End 10:24 EST
Game 0598
Final



6



TORONTO MAPLE LEAFS
Game 41 Away Game 21

PITTSBURGH PENGUINS
Game 40 Home Game 21

SCORING SUMMARY

| G | Per | Time | Str | Team | Goal | Scorer | Assist | Assist | TOR on Ice | PIT on Ice |
|---|-----|-------|-----|------|------|------------------|------------------|--------------------|------------------------|------------------------|
| 1 | 1 | 10:34 | EV | TOR | 55 | J.BLAKE(7) | 13 M.SUNDIN(27) | 10 A.STEEN(12) | 7, 10, 13, 25, 30, 55 | 4, 11, 12, 35, 48, 55 |
| 2 | 2 | 1:24 | EV | PIT | 16 | E.CHRISTENSEN(6) | 17 P.SYKORA(10) | 37 J.RUUTU(3) | 7, 22, 23, 25, 30, 80 | 16, 17, 35, 37, 44, 58 |
| 3 | 2 | 14:22 | EV | PIT | 71 | E.MALKIN(16) | 87 S.CROSBY(38) | 20 C.ARMSTRONG(13) | 8, 22, 23, 25, 30, 80 | 5, 19, 20, 35, 71, 87 |
| 4 | 3 | 3:00 | EV | PIT | 48 | T.KENNEDY(7) | 11 J.STAAL(7) | 55 S.GONCHAR(24) | 10, 13, 15, 30, 31, 55 | 4, 11, 12, 35, 48, 55 |
| 5 | 3 | 3:37 | EV | PIT | 71 | E.MALKIN(17) | 87 S.CROSBY(39) | 58 K.LETANG(3) | 7, 22, 23, 25, 30, 80 | 20, 35, 44, 58, 71, 87 |
| 6 | 3 | 3:48 | EV | PIT | 17 | P.SYKORA(12) | 37 J.RUUTU(4) | 44 B.ORPIK(6) | 8, 14, 16, 18, 30, 56 | 16, 17, 35, 37, 44, 58 |
| 7 | 3 | 12:53 | PP | TOR | 55 | J.BLAKE(8) | 31 P.KUBINA(16) | 13 M.SUNDIN(28) | 10, 13, 15, 30, 31, 55 | 4, 11, 18, 19, 35 |
| 8 | 3 | 15:28 | PP | PIT | 71 | E.MALKIN(18) | 19 R.WHITNEY(11) | 55 S.GONCHAR(25) | 14, 25, 30, 31, 80 | 12, 19, 35, 55, 71, 87 |

TORONTO MAPLE LEAFS

PITTSBURGH PENGUINS

PENALTY SUMMARY

| # | Per | Time | Player | PIM | Penalty | # | Per | Time | Player | PIM | Penalty |
|----------|-----|-------|-----------------|-----|-------------------------|----------|-----|-------|----------------|-----|----------------|
| 1 | 1 | 16:41 | 31 P.KUBINA | 2 | Tripping | 1 | 1 | 7:51 | 48 T.KENNEDY | 2 | Slashing |
| 2 | 1 | 16:41 | 9 M.BELL | 2 | Roughing | 2 | 1 | 11:21 | 17 P.SYKORA | 2 | Hooking |
| 3 | 2 | 6:33 | 14 M.STAJAN | 2 | Hooking | 3 | 1 | 16:41 | 20 C.ARMSTRONG | 2 | Roughing |
| 4 | 2 | 9:33 | 16 D.TUCKER | 5 | Fighting (maj) | 4 | 2 | 9:33 | 37 J.RUUTU | 5 | Fighting (maj) |
| 5 | 3 | 5:42 | 9 M.BELL | 5 | Fighting (maj) | 5 | 2 | 18:53 | 5 D.SYDOR | 2 | Hi-sticking |
| 6 | 3 | 14:05 | 15 T.KABERLE | 2 | Interference | 6 | 3 | 5:09 | 11 J.STAAL | 2 | Hi-sticking |
| 7 | 3 | 16:36 | 56 A.WOZNIEWSKI | 4 | Hi stick - double minor | 7 | 3 | 5:42 | 12 R.MALONE | 5 | Fighting (maj) |
| TOT 7-22 | | | | | | TOT 8-22 | | | | | |

BY PERIOD

| Per | Goals | Shots | PN | PIM | Per | Goals | Shots | PN | PIM |
|-----|-------|-------|----|-----|-----|-------|-------|----|-----|
| 1 | 1 | 11 | 2 | 4 | 1 | 0 | 4 | 3 | 6 |
| 2 | 0 | 9 | 2 | 7 | 2 | 2 | 11 | 2 | 7 |
| 3 | 1 | 15 | 3 | 11 | 3 | 4 | 9 | 3 | 9 |
| TOT | 2 | 35 | 7 | 22 | TOT | 6 | 24 | 8 | 22 |

POWERPLAYS (Goals-Opp. / Power Play Time)

| 5v4 | 5v3 | 4v3 | TOT | 5v4 | 5v3 | 4v3 | TOT |
|-----------|-----|-----|-----------|-----------|-----|-----|-----------|
| 1-5/08:35 | | | 1-5/08:35 | 1-5/08:45 | | | 1-5/08:45 |

EVEN STRENGTH (Goals-Occurrences / Time)

| 5v5 | 4v4 | 3v3 | TOT | 5v5 | 4v4 | 3v3 | TOT |
|-----------|-----|-----|-----------|-----------|-----|-----|-----------|
| 1-9/42:40 | | | 1-9/42:40 | 5-9/42:40 | | | 5-9/42:40 |

GOALTENDER SUMMARY

| TORONTO MAPLE LEAFS | | TOI | | | | GOALS-SHOTS AGAINST | | | | |
|---------------------|-------------------------|-------|-------|-------|-------|---------------------|------|-----|-----|------|
| | | EV | PP | SH | TOT | 1 | 2 | 3 | TOT | |
| 1 | G RAYCROFT, ANDREW | | | | | | | | | |
| 30 | G CLEMMENSEN, SCOTT (L) | 42:31 | 08:35 | 08:45 | 59:51 | 0-4 | 2-11 | 4-9 | | 6-24 |
| | EMPTY NET | 00:09 | 00:00 | 00:00 | 00:09 | | | | | |
| TEAM TOTALS | | 42:40 | 08:35 | 08:45 | 60:00 | 0-4 | 2-11 | 4-9 | | 6-24 |

| PITTSBURGH PENGUINS | | TOI | | | | GOALS-SHOTS AGAINST | | | | |
|---------------------|-------------------|-------|-------|-------|-------|---------------------|-----|------|-----|------|
| | | EV | PP | SH | TOT | 1 | 2 | 3 | TOT | |
| 30 | G SABOURIN, DANY | | | | | | | | | |
| 35 | G CONKLIN, TY (W) | 42:40 | 08:45 | 08:35 | 60:00 | 1-11 | 0-9 | 1-15 | | 2-35 |
| TEAM TOTALS | | 42:40 | 08:45 | 08:35 | 60:00 | 1-11 | 0-9 | 1-15 | | 2-35 |

OFFICIALS

Referee: #25 Marc Joannette
#28 Chris Lee
Standby:

Linesman: #82 Ryan Galloway
#97 Jean Morin
Standby:

3 STARS Picked By: Mellon Arena Media

1. Team PIT Pos C Player 71 E.MALKIN
2. Team PIT Pos G Player 35 T.CONKLIN
3. Team PIT Pos L Player 37 J.RUUTU

37 16 17
18 38 27
71 87 20
12 11 48
44 58
4 55
5 19

VISITOR

HOME

Event Summary



2



Game
Thursday, January 3, 2008
Attendance 17,074 at Mellon Arena
Start 7:36 EST ; End 10:24 EST
Game 0598
Final



6



TORONTO MAPLE LEAFS
Game 41 Away Game 21

PITTSBURGH PENGUINS
Game 40 Home Game 21

SHOTS SUMMARY (Goals-Shots On Goal)

| TORONTO MAPLE LEAFS | | | | | | | | | PITTSBURGH PENGUINS | | | | | | | | |
|---------------------|-----|-----|-----|-----|------|-----|-----|------|---------------------|------|-----|-----|-----|-----|-----|-----|-----|
| EV | PP | SH | | | TOT | | | EV | PP | SH | | | TOT | | | | |
| 1-31 | 1-3 | 0-1 | | | 2-35 | | | 5-20 | 1-4 | 6-24 | | | | | | | |
| 5v5 | 5v4 | 5v3 | 4v5 | 4v4 | 4v3 | 3v5 | 3v4 | 3v3 | 5v5 | 5v4 | 5v3 | 4v5 | 4v4 | 4v3 | 3v5 | 3v4 | 3v3 |
| 1-31 | 1-3 | 0-1 | | | | | | 5-20 | 1-4 | | | | | | | | |

FACE-OFF SUMMARY (Face-offs Won-Face-offs Total / Percentage)

| TORONTO MAPLE LEAFS | | | | PITTSBURGH PENGUINS | | | |
|---------------------|----------|--------|-----------|---------------------|----------|----------|-----------|
| EV | PP | SH | TOT | EV | PP | SH | TOT |
| 21-46/46% | 5-10/50% | 0-8/0% | 26-64/41% | 25-46/54% | 8-8/100% | 5-10/50% | 38-64/59% |

TEAM SUMMARY

| TORONTO MAPLE LEAFS | | | | | | | | | | | PITTSBURGH PENGUINS | | | | | | | | | | | | | | | | |
|---------------------|---|----------------------|-----|----|-----|-------|-----|-------|-------|-------|---------------------|-----|----|----|----|----|----|----|-----|----|----|---|---|---|----|----|----|
| G | A | P | +/- | PN | PIM | TOI | | | | | S | A/B | MS | HT | GV | TK | BS | FW | FL | F% | | | | | | | |
| | | | | | | TOT | SHF | AVG | PP | SH | | | | | | | | | | | EV | | | | | | |
| 3 | R | BELAK, WADE | | | | 03:10 | 5 | 00:38 | 00:00 | 00:00 | 03:10 | | | | | | | | | | | | | | | | |
| 7 | D | WHITE, IAN | | | | 18:34 | 27 | 00:41 | 01:32 | 01:15 | 15:47 | 2 | 2 | | | | 1 | | | | | | | | | | |
| 8 | D | COLAJACOVO, CARLO | | | | 15:26 | 22 | 00:42 | 01:48 | 02:27 | 11:11 | 2 | | 5 | | 2 | | | | | | | | | | | |
| 9 | L | BELL, MARK | | | | 03:23 | 6 | 00:33 | 00:04 | 00:00 | 03:19 | | 1 | 2 | 1 | | 0 | 2 | 0 | | | | | | | | |
| 10 | C | STEEN, ALEXANDER | | | | 24:06 | 25 | 00:57 | 03:53 | 04:30 | 15:43 | 2 | | 1 | 1 | | 0 | 1 | 0 | | | | | | | | |
| 11 | C | TLUSTY, JIRI | | | | 04:53 | 6 | 00:48 | 00:00 | 00:00 | 04:53 | | 1 | 1 | | | | | | | | | | | | | |
| 13 | C | SUNDIN, MATS | | | | 23:18 | 27 | 00:51 | 06:48 | 01:05 | 15:25 | 4 | 1 | 3 | 1 | | 13 | 11 | 54 | | | | | | | | |
| 14 | C | STAJAN, MATTHEW | | | | 16:48 | 22 | 00:45 | 00:37 | 02:43 | 13:28 | 1 | | 3 | | 8 | 12 | 40 | | | | | | | | | |
| 15 | D | KABERLE, TOMAS | | | | 23:49 | 29 | 00:49 | 06:47 | 00:48 | 16:14 | | | | 1 | | | | | | | | | | | | |
| 16 | R | TUCKER, DARCY | | | | 13:16 | 16 | 00:49 | 01:43 | 00:00 | 11:33 | 2 | 1 | 1 | | 1 | 1 | 0 | 100 | | | | | | | | |
| 18 | L | KILGER, CHAD | | | | 12:57 | 19 | 00:40 | 00:37 | 00:31 | 11:49 | 3 | | 2 | 4 | | | | | | | | | | | | |
| 22 | C | DEVEREAUX, BOYD | | | | 12:11 | 18 | 00:40 | 00:00 | 02:38 | 09:33 | 2 | | 2 | 1 | | 1 | | | | | | | | | | |
| 23 | L | PONIKAROVSKY, ALEXEI | | | | 18:23 | 19 | 00:58 | 04:05 | 02:35 | 11:43 | 5 | 1 | 3 | 2 | 1 | | | | | | | | | | | |
| 25 | D | GILL, HAL | | | | 20:01 | 28 | 00:42 | 00:00 | 05:10 | 14:51 | 3 | 2 | 2 | 1 | | 1 | | | | | | | | | | |
| 31 | D | KUBINA, PAVEL | | | | 28:18 | 31 | 00:54 | 07:03 | 05:20 | 15:55 | 1 | 1 | 2 | 1 | | 2 | | | | | | | | | | |
| 55 | L | BLAKE, JASON | | | | 21:09 | 24 | 00:52 | 04:46 | 00:00 | 16:23 | 6 | 3 | 2 | | | | | | | | | | | | | |
| 58 | D | WOZNIEWSKI, ANDREW | | | | 14:02 | 19 | 00:44 | 00:00 | 02:30 | 11:32 | | | 2 | | 1 | | | | | | | | | | | |
| 80 | C | ANTROPOV, NIKOLAI | | | | 17:40 | 22 | 00:48 | 03:12 | 03:28 | 11:00 | 2 | | 2 | 1 | | 4 | 12 | 25 | | | | | | | | |
| 1 | G | RAYCROFT, ANDREW | | | | | | | | | | | | | | | | | | | | | | | | | |
| 30 | G | CLEMMENSEN, SCOTT | | | | | | | | | | | | | 1 | | | | | | | | | | | | |
| TEAM TOTALS | | | | | | 2 | 4 | 6 | -20 | 7 | 22 | | | | | | | 35 | 13 | 20 | 24 | 4 | 1 | 9 | 26 | 38 | 41 |

| PITTSBURGH PENGUINS | | | | | | | | | | | TORONTO MAPLE LEAFS | | | | | | | | | | | | | | | | |
|---------------------|---|--------------------|-----|----|-----|-------|-----|-------|-------|-------|---------------------|-----|----|----|----|----|----|----|-----|-----|----|----|---|----|----|----|----|
| G | A | P | +/- | PN | PIM | TOI | | | | | S | A/B | MS | HT | GV | TK | BS | FW | FL | F% | | | | | | | |
| | | | | | | TOT | SHF | AVG | PP | SH | | | | | | | | | | | EV | | | | | | |
| 4 | D | SCUDERI, ROBERT | | | | 18:32 | 26 | 00:42 | 00:00 | 05:49 | 12:43 | | | | 3 | 1 | | 1 | | | | | | | | | |
| 5 | D | SYDOR, DARRYL | | | | 12:08 | 18 | 00:40 | 00:23 | 01:24 | 10:21 | | | | | 3 | | | | | | | | | | | |
| 11 | C | STAAL, JORDAN | | | | 14:39 | 21 | 00:41 | 00:31 | 03:48 | 10:20 | 1 | | 1 | 1 | | 8 | 4 | 67 | | | | | | | | |
| 12 | L | MALONE, RYAN | | | | 13:54 | 19 | 00:43 | 05:11 | 01:39 | 07:04 | 2 | 3 | 1 | 3 | | 3 | 0 | 100 | | | | | | | | |
| 16 | C | CHRISTENSEN, ERIK | | | | 12:27 | 17 | 00:43 | 01:28 | 00:00 | 10:59 | 1 | 1 | 1 | 1 | | 10 | 6 | 63 | | | | | | | | |
| 17 | R | SYKORA, PETR | | | | 14:00 | 18 | 00:46 | 01:46 | 00:00 | 12:14 | 3 | 1 | 2 | | | | | | | | | | | | | |
| 18 | R | HALL, ADAM | | | | 14:52 | 19 | 00:46 | 00:00 | 05:18 | 09:34 | | | 1 | 1 | | 4 | 2 | 67 | | | | | | | | |
| 19 | D | WHITNEY, RYAN | | | | 23:36 | 27 | 00:52 | 07:43 | 03:12 | 12:41 | 2 | | | | 3 | | | | | | | | | | | |
| 20 | R | ARMSTRONG, COLBY | | | | 16:42 | 22 | 00:45 | 02:06 | 02:42 | 11:54 | 1 | | 2 | | 1 | | | | | | | | | | | |
| 27 | R | LARAQUE, GEORGES | | | | 10:10 | 14 | 00:43 | 00:51 | 00:00 | 09:19 | 2 | | 2 | | | | | | | | | | | | | |
| 37 | L | RUUTU, JARKKO | | | | 12:15 | 17 | 00:43 | 00:02 | 00:50 | 11:23 | | 1 | 1 | 2 | | 1 | 0 | 100 | | | | | | | | |
| 38 | L | TAFFE, JEFF | | | | 10:16 | 13 | 00:47 | 00:00 | 00:00 | 10:16 | 1 | 2 | 1 | 4 | | 1 | 2 | 5 | 29 | | | | | | | |
| 44 | D | ORPIK, BROOKS | | | | 20:12 | 25 | 00:48 | 00:39 | 01:22 | 18:11 | | | 2 | 2 | 1 | | | | | | | | | | | |
| 48 | C | KENNEDY, TYLER | | | | 10:14 | 17 | 00:36 | 01:06 | 00:00 | 09:08 | 2 | | 1 | 1 | 1 | 2 | | | | | | | | | | |
| 55 | D | GONCHAR, SERGEI | | | | 25:13 | 28 | 00:54 | 06:37 | 05:14 | 13:22 | 1 | | 3 | | 1 | | | | | | | | | | | |
| 58 | D | LETANG, KRISTOPHER | | | | 20:44 | 23 | 00:54 | 02:08 | 00:09 | 18:27 | 1 | | 2 | 1 | | 4 | | | | | | | | | | |
| 71 | C | MALKIN, EVGENI | | | | 20:27 | 21 | 00:58 | 06:28 | 00:32 | 13:27 | 4 | 1 | 1 | 1 | 2 | | 1 | 0 | 100 | | | | | | | |
| 87 | C | CROSBY, SIDNEY | | | | 21:04 | 22 | 00:57 | 06:46 | 02:21 | 11:57 | 3 | | 1 | 1 | 2 | 3 | 1 | 9 | 50 | | | | | | | |
| 30 | G | SABOURIN, DANY | | | | | | | | | | | | | | | | | | | | | | | | | |
| 35 | G | CONKLIN, TY | | | | | | | | | | | | | | | | | | | | | | | | | |
| TEAM TOTALS | | | | | | 6 | 12 | 18 | +20 | 8 | 22 | | | | | | | 24 | 9 | 17 | 23 | 10 | 8 | 13 | 38 | 26 | 59 |

G=Goals A=Assists P=Points +/-=Plus/Minus PN=Number of Penalties PIM=Penalty Minutes TOI=Time On Ice SHF=# of Shifts AVG=Average Time/Shift S=Shots on Goal A/B=Attempts Blocked MS=Missed Shots HT=Hits Given GV=Giveaways TK=Takeaways BS=Blocked Shots FW=Faceoffs Won FL=Faceoffs Lost F%=Faceoff Win Percentage PP=Power Play SH=Short Handed EV=Even Strength OT=Overtime TOT=Total

VISITOR

HOME



0



Game Summary

Game
Saturday, January 5, 2008
Attendance 17,090 at Mellon Arena
Start 3:07 EST ; End 5:25 EST
Game 0614
Final



3



FLORIDA PANTHERS
Game 42 Away Game 22

PITTSBURGH PENGUINS
Game 41 Home Game 22

SCORING SUMMARY

| G | Per | Time | Str | Team | Goal Scorer | Assist | Assist | FLA on Ice | PIT on Ice |
|---|-----|-------|-----|------|-----------------|------------------|-----------------|------------------------|------------------------|
| 1 | 1 | 4:26 | EV | PIT | 48 T.KENNEDY(8) | 12 R.MALONE(6) | | 2, 12, 15, 24, 29, 85 | 4, 11, 12, 35, 48, 55 |
| 2 | 1 | 6:17 | PP | PIT | 71 E.MALKIN(19) | 19 R.WHITNEY(12) | 87 S.CROSBY(40) | 22, 24, 29, 53, 54 | 12, 19, 35, 55, 71, 87 |
| 3 | 3 | 17:19 | EV | PIT | 87 S.CROSBY(17) | 71 E.MALKIN(27) | | 12, 15, 20, 22, 24, 29 | 5, 19, 20, 35, 71, 87 |

FLORIDA PANTHERS

PITTSBURGH PENGUINS

PENALTY SUMMARY

| # | Per | Time | Player | PIM | Penalty |
|-----------|-----|-------|-----------------|-----|---------------|
| 1 | 1 | 5:07 | 7 S.MONTADOR | 2 | Roughing |
| 2 | 1 | 11:10 | 9 S.WEISS | 2 | Hooking |
| 3 | 1 | 19:41 | 4 J.BOUWMEESTER | 2 | Slashing |
| 4 | 3 | 8:08 | 29 T.VOKOUN | 2 | Delay of game |
| 5 | 3 | 19:06 | 24 R.SALEI | 2 | Holding |
| TOT: 5-10 | | | | | |

| # | Per | Time | Player | PIM | Penalty |
|----------|-----|-------|-----------|-----|---------|
| 1 | 1 | 14:29 | 18 A.HALL | 2 | Holding |
| TOT: 1-2 | | | | | |

BY PERIOD

| Per | Goals | Shots | PN | PIM |
|-----|-------|-------|----|-----|
| 1 | 0 | 11 | 3 | 6 |
| 2 | 0 | 12 | 0 | 0 |
| 3 | 0 | 12 | 2 | 4 |
| TOT | 0 | 35 | 5 | 10 |

| Per | Goals | Shots | PN | PIM |
|-----|-------|-------|----|-----|
| 1 | 2 | 11 | 1 | 2 |
| 2 | 0 | 10 | 0 | 0 |
| 3 | 1 | 10 | 0 | 0 |
| TOT | 3 | 31 | 1 | 2 |

POWERPLAYS (Goals-Opp. / Power Play Time)

| 5v4 | 5v3 | 4v3 | TOT |
|-----------|-----|-----|-----------|
| 0-1/02:00 | | | 0-1/02:00 |

| 5v4 | 5v3 | 4v3 | TOT |
|-----------|-----|-----|-----------|
| 1-5/08:04 | | | 1-5/08:04 |

EVEN STRENGTH (Goals-Occurrences / Time)

| 5v5 | 4v4 | 3v3 | TOT |
|-----------|-----|-----|-----------|
| 0-6/49:56 | | | 0-6/49:56 |

| 5v5 | 4v4 | 3v3 | TOT |
|-----------|-----|-----|-----------|
| 2-6/49:56 | | | 2-6/49:56 |

GOALTENDER SUMMARY

| FLORIDA PANTHERS | | TOI | | | | GOALS-SHOTS AGAINST | | | |
|------------------|---------------------|-------|-------|-------|-------|---------------------|------|------|------|
| | | EV | PP | SH | TOT | 1 | 2 | 3 | TOT |
| 29 | G VOKOUN, TOMAS (L) | 49:56 | 02:00 | 08:04 | 60:00 | 2-11 | 0-10 | 1-10 | 3-31 |
| 31 | G ANDERSON, CRAIG | | | | | | | | |
| TEAM TOTALS | | 49:56 | 02:00 | 08:04 | 60:00 | 2-11 | 0-10 | 1-10 | 3-31 |

| PITTSBURGH PENGUINS | | TOI | | | | GOALS-SHOTS AGAINST | | | |
|---------------------|-------------------|-------|-------|-------|-------|---------------------|------|------|------|
| | | EV | PP | SH | TOT | 1 | 2 | 3 | TOT |
| 30 | G SABOURIN, DANY | 49:53 | 08:04 | 02:00 | 59:57 | 0-11 | 0-12 | 0-12 | 0-35 |
| 35 | G CONKLIN, TY (W) | 00:03 | 00:00 | 00:00 | 00:03 | | | | |
| EMPTY NET | | | | | | | | | |
| TEAM TOTALS | | 49:56 | 08:04 | 02:00 | 60:00 | 0-11 | 0-12 | 0-12 | 0-35 |

OFFICIALS

Referee: #14 Dennis LaRue
#4 Wes McCauley
Standby:
Linesman: #74 Lonnie Cameron
#50 Scott Cherrey
Standby:

3 STARS Picked By: Mellon Arena Media

- | | Team | Pos | Player |
|----|------|-----|--------------|
| 1. | PIT | G | 35 T.CONKLIN |
| 2. | PIT | C | 87 S.CROSBY |
| 3. | PIT | C | 48 T.KENNEDY |

12 11 48 44 58
71 87 20 4 55
37 16 17 19 5
18 38 27

VISITOR

HOME

Event Summary



0



3



Game
Saturday, January 5, 2008
Attendance 17,090 at Mellon Arena
Start 3:07 EST ; End 5:25 EST
Game 0614
Final

FLORIDA PANTHERS
Game 42 Away Game 22

PITTSBURGH PENGUINS
Game 41 Home Game 22

SHOTS SUMMARY (Goals-Shots On Goal)

| EV | | | | | | PP | | | SH | | | TOT | | | | | |
|------|-----|-----|-----|-----|-----|-----|-----|-----|------|-----|-----|------|-----|-----|-----|-----|-----|
| 0-31 | | | | | | 0-1 | | | 0-3 | | | 0-35 | | | | | |
| 5v5 | 5v4 | 5v3 | 4v5 | 4v4 | 4v3 | 3v5 | 3v4 | 3v3 | 5v5 | 5v4 | 5v3 | 4v5 | 4v4 | 4v3 | 3v5 | 3v4 | 3v3 |
| 0-31 | | | | | | 0-1 | | | 0-3 | | | 2-23 | | | | | |
| | | | | | | | | | 2-23 | | | 1-8 | | | | | |

FACE-OFF SUMMARY (Face-offs Won-Face-offs Total / Percentage)

| EV | | | | PP | | | | SH | | | | TOT | | | |
|-----------|--|--|--|----------|--|--|--|----------|--|--|--|-----------|--|--|--|
| 27-46/59% | | | | 0-2/0% | | | | 7-15/47% | | | | 34-63/54% | | | |
| 19-46/41% | | | | 8-15/53% | | | | 2-2/100% | | | | 29-63/46% | | | |

TEAM SUMMARY

| FLORIDA PANTHERS | | | G | A | P | +/- | PN | PIM | TOI | | | | | | S | A/B | MS | HT | GV | TK | BS | FW | FL | F% |
|------------------|---|-------------------|---|---|---|-----|----|-----|-------|-----|-------|-------|-------|-------|----|-----|----|----|----|----|----|----|----|----|
| | | | | | | | | | TOT | SHF | AVG | PP | SH | EV | | | | | | | | | | |
| 2 | D | MEZEI, BRANISLAV | | | | -1 | | | 11:35 | 16 | 00:43 | 00:00 | 00:00 | 11:35 | 1 | 1 | 1 | 2 | 1 | 1 | 1 | | | |
| 4 | D | BOUWMEESTER, JAY | | | | | 1 | 2 | 25:59 | 32 | 00:48 | 01:02 | 03:21 | 21:36 | 1 | 1 | 1 | 1 | | | 1 | | | |
| 5 | D | ALLEN, BRYAN | | | | | | | 26:49 | 29 | 00:55 | 00:49 | 04:28 | 21:32 | 1 | 3 | 1 | | | | | | | |
| 7 | D | MONTADOR, STEVE | | | | | 1 | 2 | 14:16 | 15 | 00:57 | 01:10 | 00:44 | 12:22 | | | | | | | | | | |
| 9 | C | WEISS, STEPHEN | | | | | 1 | 2 | 17:03 | 25 | 00:40 | 00:40 | 00:17 | 16:06 | 2 | 1 | | 1 | | | | 12 | 7 | 63 |
| 10 | L | BOOTH, DAVID | | | | | | | 18:09 | 24 | 00:45 | 01:04 | 00:00 | 17:05 | 3 | | 1 | 1 | | | | 0 | 1 | 0 |
| 11 | C | CAMPBELL, GREGORY | | | | | | | 10:57 | 19 | 00:34 | 00:00 | 03:46 | 07:11 | 1 | | | 2 | | | 1 | 4 | 5 | 44 |
| 12 | C | JOKINEN, OLLI | | | | -2 | | | 17:15 | 22 | 00:47 | 00:57 | 00:00 | 16:18 | 1 | 2 | 1 | 2 | 2 | 1 | | 4 | 5 | 44 |
| 14 | R | DVORAK, RADEK | | | | | | | 16:28 | 25 | 00:39 | 00:23 | 03:40 | 12:25 | 7 | 2 | 2 | 1 | | | | | | |
| 15 | C | STUMPEL, JOZEF | | | | -2 | | | 16:04 | 24 | 00:40 | 00:57 | 02:10 | 12:57 | 3 | 1 | 1 | | | | | 5 | 2 | 71 |
| 16 | C | HORTON, NATHAN | | | | | | | 18:00 | 25 | 00:43 | 00:40 | 00:09 | 17:11 | 5 | 3 | 1 | 1 | | | | 0 | 1 | 0 |
| 20 | L | ZEDNIK, RICHARD | | | | -1 | | | 16:41 | 22 | 00:45 | 00:23 | 00:00 | 16:18 | 2 | | | 1 | | | | | | |
| 22 | D | CULLIMORE, JASSEN | | | | -1 | | | 18:45 | 25 | 00:45 | 00:01 | 03:36 | 15:08 | | | | | | | 2 | | | |
| 24 | D | SALEI, RUSLAN | | | | -2 | 1 | 2 | 22:42 | 29 | 00:46 | 00:58 | 03:59 | 17:45 | 3 | 1 | | 2 | 1 | | | | | |
| 53 | C | MCLEAN, BRETT | | | | | | | 13:20 | 23 | 00:34 | 00:23 | 02:04 | 10:53 | 2 | | | | | 1 | | 5 | 6 | 45 |
| 54 | C | KREPS, KAMIL | | | | | | | 09:17 | 17 | 00:32 | 00:00 | 02:05 | 07:12 | | | | 1 | | 1 | 1 | 4 | 2 | 67 |
| 57 | C | STEWART, ANTHONY | | | | | | | 06:22 | 12 | 00:31 | 00:00 | 00:00 | 06:22 | 1 | | | 1 | | | | | | |
| 85 | C | COLESZ, ROSTISLAV | | | | -1 | | | 12:14 | 20 | 00:36 | 00:33 | 01:57 | 09:44 | 2 | 1 | | | | | | | | |
| 29 | G | VOKOUN, TOMAS | | | | | 1 | 2 | | | | | | | | | | | | | | | | |
| 31 | G | ANDERSON, CRAIG | | | | | | | | | | | | | | | | | | | | | | |
| TEAM TOTALS | | | 0 | 0 | 0 | -10 | 5 | 10 | | | | | | | 35 | 16 | 9 | 15 | 5 | 4 | 6 | 34 | 29 | 54 |

| PITTSBURGH PENGUINS | | | G | A | P | +/- | PN | PIM | TOI | | | | | | S | A/B | MS | HT | GV | TK | BS | FW | FL | F% |
|---------------------|---|--------------------|---|---|---|-----|----|-----|-------|-----|-------|-------|-------|-------|----|-----|----|----|----|----|----|----|----|-----|
| | | | | | | | | | TOT | SHF | AVG | PP | SH | EV | | | | | | | | | | |
| 4 | D | SCUDERI, ROBERT | | | | +1 | | | 18:09 | 25 | 00:43 | 00:13 | 00:55 | 17:01 | 1 | | | 1 | | | 2 | | | |
| 5 | D | SYDOR, DARRYL | | | | +1 | | | 18:25 | 24 | 00:46 | 02:06 | 00:55 | 15:24 | 1 | 1 | | | | | 2 | | | |
| 11 | C | STAAL, JORDAN | | | | +1 | | | 15:39 | 22 | 00:42 | 00:21 | 01:05 | 14:13 | 2 | | 2 | 3 | | 1 | | 6 | 10 | 38 |
| 12 | L | MALONE, RYAN | | 1 | 1 | +1 | | | 19:33 | 27 | 00:43 | 03:49 | 01:05 | 14:39 | 3 | 1 | | 3 | | | 2 | | | |
| 16 | C | CHRISTENSEN, ERIK | | | | | | | 13:58 | 21 | 00:39 | 02:54 | 00:01 | 11:03 | 2 | | 1 | 2 | | 1 | 1 | 9 | 7 | 56 |
| 17 | R | SYKORA, PETR | | | | | | | 15:41 | 21 | 00:44 | 03:09 | 00:01 | 12:31 | | | 2 | 1 | | | | | | |
| 18 | R | HALL, ADAM | | | | | 1 | 2 | 08:54 | 13 | 00:41 | 00:00 | 00:00 | 08:54 | | | | 1 | | 1 | 1 | 2 | 2 | 50 |
| 19 | D | WHITNEY, RYAN | | 1 | 1 | +1 | | | 23:04 | 25 | 00:55 | 05:29 | 01:05 | 16:30 | 2 | 1 | 1 | 1 | | 1 | 2 | | | |
| 20 | R | ARMSTRONG, COLBY | | | | +1 | | | 18:45 | 24 | 00:46 | 01:01 | 00:54 | 16:50 | 3 | | 1 | | | | | | | |
| 27 | R | LARAQUE, GEORGES | | | | | | | 06:38 | 9 | 00:44 | 00:00 | 00:00 | 06:38 | | | | 1 | | | 1 | | | |
| 37 | L | RUUTU, JARKKO | | | | | | | 13:32 | 18 | 00:45 | 01:17 | 00:26 | 11:49 | 2 | | | 3 | | | | | | |
| 38 | L | TAFFE, JEFF | | | | | | | 08:07 | 13 | 00:37 | 00:46 | 00:00 | 07:21 | 1 | | | 2 | | | | 2 | 0 | 100 |
| 44 | D | ORPIK, BROOKS | | | | | | | 17:39 | 19 | 00:55 | 00:00 | 00:00 | 17:39 | 1 | | 2 | 6 | | 1 | 2 | | | |
| 48 | C | KENNEDY, TYLER | | 1 | 1 | +1 | | | 14:34 | 20 | 00:43 | 01:32 | 00:00 | 13:02 | 5 | 1 | | | | | | | | |
| 55 | D | GONCHAR, SERGEI | | | | +1 | | | 24:05 | 31 | 00:46 | 05:58 | 01:05 | 17:02 | 1 | 1 | 3 | 1 | | | 2 | | | |
| 58 | D | LETANG, KRISTOPHER | | | | | | | 18:38 | 20 | 00:55 | 02:22 | 00:00 | 16:16 | 1 | 1 | | | 2 | | 1 | | | |
| 71 | C | MALKIN, EVGENI | | 1 | 1 | +1 | | | 20:26 | 25 | 00:49 | 04:34 | 00:00 | 15:52 | 4 | | | 1 | 1 | | | | | |
| 87 | C | CROSSBY, SIDNEY | | 1 | 1 | +1 | | | 22:16 | 26 | 00:51 | 04:49 | 00:28 | 16:59 | 2 | | 1 | 1 | 1 | 2 | | 10 | 15 | 40 |
| 30 | G | SABOURIN, DANY | | | | | | | | | | | | | | | | | | | | | | |
| 35 | G | CONKLIN, TY | | | | | | | | | | | | | | | | | | | | | | |
| TEAM TOTALS | | | 3 | 4 | 7 | +10 | 1 | 2 | | | | | | | 31 | 6 | 13 | 26 | 5 | 6 | 16 | 29 | 34 | 46 |

VISITOR

Event Summary

HOME



3



Game
Tuesday, January 8, 2008
Attendance 17,086 at BankAtlantic
Center
Start 7:38 EST ; End 9:56 EST
Game 0632
Final



1



PITTSBURGH PENGUINS
Game 42 Away Game 20

FLORIDA PANTHERS
Game 43 Home Game 21

SHOTS SUMMARY (Goals-Shots On Goal)

| PITTSBURGH PENGUINS | | | | | | | | | | FLORIDA PANTHERS | | | | | | | | | |
|---------------------|-----|-----|-----|-----|-----|-----|------|-----|------|------------------|-----|-----|-----|-----|-----|-----|------|--|--|
| EV | PP | | | SH | | | TOT | | | EV | PP | | | SH | | | TOT | | |
| 2-28 | 1-6 | | | 0-1 | | | 3-35 | | | 0-22 | 0-3 | | | 1-3 | | | 1-28 | | |
| 5v5 | 5v4 | 5v3 | 4v5 | 4v4 | 4v3 | 3v5 | 3v4 | 3v3 | 5v5 | 5v4 | 5v3 | 4v5 | 4v4 | 4v3 | 3v5 | 3v4 | 3v3 | | |
| 2-28 | 1-5 | 0-1 | 0-1 | | | | | | 0-22 | 0-3 | | 1-3 | | | | | | | |

FACE-OFF SUMMARY (Face-offs Won-Face-offs Total / Percentage)

| PITTSBURGH PENGUINS | | | | FLORIDA PANTHERS | | | |
|---------------------|----------|---------|-----------|------------------|---------|----------|-----------|
| EV | PP | SH | TOT | EV | PP | SH | TOT |
| 15-41/37% | 3-11/27% | 1-2/50% | 19-54/35% | 26-41/63% | 1-2/50% | 8-11/73% | 35-54/65% |

TEAM SUMMARY

| PITTSBURGH PENGUINS | | | | | | | | | | | | FLORIDA PANTHERS | | | | | | | | | | | |
|---------------------|-----|--------------------|----|----|----|----------|----------|----------|-----------|----------|----------|------------------|---|-----|----|----|----|----|----|----|--------|----|--|
| G | A | P | + | - | PN | PIM | TOI | | | | | | S | A/B | MS | HT | GV | TK | BS | FW | FL | F% | |
| TOT | SHF | AVG | PP | SH | EV | TOT | SHF | AVG | PP | SH | EV | | | | | | | | | | | | |
| 4 | D | SCUDERI, ROBERT | | | | | 18:30 | 24 | 00:46 | 00:00 | 01:07 | 17:23 | | | | | | | | | | | |
| 5 | D | SYDOR, DARRYL | | | | | 18:37 | 26 | 00:42 | 02:53 | 00:35 | 15:09 | 1 | | 1 | | | | | | | | |
| 11 | C | STAAL, JORDAN | | | | | 18:01 | 21 | 00:51 | 00:24 | 00:57 | 16:40 | 4 | | 2 | 2 | 1 | 1 | 1 | 4 | 12 25 | | |
| 12 | L | MALONE, RYAN | 1 | 1 | +1 | | 18:06 | 22 | 00:49 | 04:01 | 00:34 | 13:31 | 1 | 2 | | | | | | 1 | 0 100 | | |
| 16 | C | CHRISTENSEN, ERIK | | | -1 | | 12:42 | 18 | 00:42 | 03:04 | 00:00 | 09:38 | 2 | | 2 | | | 1 | | | 3 4 43 | | |
| 17 | R | SYKORA, PETR | 1 | 1 | -1 | | 15:09 | 20 | 00:45 | 04:54 | 00:00 | 10:15 | 4 | 1 | | | | | | 0 | 1 0 | | |
| 18 | R | HALL, ADAM | | 1 | 1 | +1 | 08:48 | 12 | 00:44 | 00:00 | 00:39 | 08:09 | | | 1 | | | | | 0 | 4 0 | | |
| 19 | D | WHITNEY, RYAN | | | | | 19:16 | 26 | 00:44 | 05:20 | 00:35 | 13:21 | 3 | | | | | | 1 | | | | |
| 20 | R | ARMSTRONG, COLBY | | | +1 | | 15:51 | 20 | 00:47 | 01:03 | 00:35 | 14:13 | 2 | | 2 | | | | 1 | | | | |
| 27 | R | LARAQUE, GEORGES | 1 | 1 | | | 08:55 | 12 | 00:44 | 00:28 | 00:00 | 08:27 | 1 | | | 2 | | | | | | | |
| 37 | L | RUUTU, JARKKO | | | | | 11:55 | 17 | 00:42 | 00:13 | 00:35 | 11:07 | 3 | | | 1 | | | | | | | |
| 38 | L | TAFFE, JEFF | | 1 | 1 | +1 | 09:12 | 12 | 00:46 | 00:11 | 00:00 | 09:01 | 2 | | 2 | | | | | 1 | 1 50 | | |
| 44 | D | ORPIK, BROOKS | | | | | 18:36 | 19 | 00:58 | 00:13 | 00:18 | 18:05 | 2 | | | 2 | 1 | | 2 | | | | |
| 48 | C | KENNEDY, TYLER | | | | | 17:44 | 21 | 00:50 | 01:54 | 00:00 | 15:50 | 3 | | 1 | | 1 | | | | | | |
| 55 | D | GONCHAR, SERGEI | | 1 | 1 | +1 | 23:48 | 27 | 00:52 | 06:18 | 01:07 | 16:23 | 2 | 1 | 1 | 1 | 1 | 1 | | | | | |
| 58 | D | LETANG, KRISTOPHER | | | | | 21:13 | 21 | 01:00 | 04:12 | 00:18 | 16:43 | 2 | 1 | | | | | 2 | | | | |
| 71 | C | MALKIN, EVGENI | | 1 | 1 | | 21:16 | 23 | 00:55 | 06:12 | 00:12 | 14:52 | 1 | 1 | 1 | | 1 | | | | | | |
| 87 | C | CROSBY, SIDNEY | 1 | 1 | 2 | +1 | 20:29 | 24 | 00:51 | 06:00 | 00:28 | 14:01 | 2 | | | | | | 2 | 10 | 13 43 | | |
| 30 | G | SABOURIN, DANY | | | | | | | | | | | | | | | | | | | | | |
| 35 | G | CONKLIN, TY | | | | 1 | 2 | | | | | | | | | | | | | | | | |
| TEAM TOTALS | | | | | | 3 | 6 | 9 | +5 | 1 | 2 | | | | | | | | | | | | |

| FLORIDA PANTHERS | | | | | | | | | | | | PITTSBURGH PENGUINS | | | | | | | | | | | |
|--------------------|-----|-------------------|----|----|----|----------|----------|----------|-----------|----------|-----------|---------------------|-------|-----|----|----|----|----|----|----|------|----|--|
| G | A | P | + | - | PN | PIM | TOI | | | | | | S | A/B | MS | HT | GV | TK | BS | FW | FL | F% | |
| TOT | SHF | AVG | PP | SH | EV | TOT | SHF | AVG | PP | SH | EV | | | | | | | | | | | | |
| 4 | D | BOUWMEESTER, JAY | | | | | 30:10 | 32 | 00:56 | 01:14 | 06:09 | 22:47 | 2 | | | 2 | 1 | | 1 | | | | |
| 5 | D | ALLEN, BRYAN | | | -1 | 1 | 2 | 22:39 | 26 | 00:52 | 00:00 | 05:13 | 17:26 | 1 | | | 4 | 1 | | 1 | | | |
| 7 | D | MONTADOR, STEVE | | | | 1 | 2 | 15:40 | 21 | 00:44 | 00:46 | 00:45 | 14:09 | 1 | | | 5 | | | | | | |
| 9 | C | WEISS, STEPHEN | | | | | 18:51 | 22 | 00:51 | 01:25 | 01:35 | 15:51 | 4 | 1 | 1 | | | | 9 | 9 | 50 | | |
| 10 | L | BOOTH, DAVID | | | -1 | | 16:18 | 19 | 00:51 | 00:46 | 00:00 | 15:32 | 2 | | 3 | 1 | | 1 | | | | | |
| 11 | C | CAMPBELL, GREGORY | 1 | 1 | +1 | | 10:38 | 16 | 00:39 | 00:00 | 02:55 | 07:43 | 2 | 2 | 1 | 1 | | | 3 | 2 | 60 | | |
| 12 | C | JOKINEN, OLLI | | | -1 | 1 | 2 | 16:30 | 17 | 00:58 | 01:14 | 00:06 | 15:10 | 5 | 1 | | 2 | | | 5 | 3 63 | | |
| 14 | R | DVORAK, RADEK | | 1 | 1 | | 13:46 | 22 | 00:37 | 00:00 | 03:16 | 10:30 | 1 | | | | | | | | | | |
| 15 | C | STUMPEL, JOZEF | | | -1 | | 14:40 | 21 | 00:41 | 00:35 | 03:08 | 10:57 | 1 | | 1 | 1 | | 1 | 1 | 13 | 3 81 | | |
| 16 | C | HORTON, NATHAN | | | | | 19:04 | 22 | 00:52 | 01:25 | 01:35 | 16:04 | 1 | 3 | 1 | | 1 | | | | | | |
| 20 | L | ZEDNIK, RICHARD | | | -1 | | 14:45 | 18 | 00:49 | 00:39 | 00:00 | 14:06 | | | 1 | | | | | | | | |
| 22 | D | CULLMORE, JASSEN | | | | | 21:16 | 28 | 00:45 | 00:00 | 03:02 | 18:14 | 2 | 4 | | | | | 1 | | | | |
| 24 | D | SALEI, RUSLAN | | 1 | 1 | | 21:40 | 28 | 00:46 | 00:46 | 02:15 | 18:39 | 1 | | | 1 | 1 | | 1 | | | | |
| 47 | D | LOJEK, MARTIN | | | -1 | | 06:20 | 10 | 00:38 | 00:00 | 00:00 | 06:20 | 1 | | | | 1 | | | | | | |
| 53 | C | MCLEAN, BRETT | | | | | 17:18 | 22 | 00:47 | 00:35 | 01:50 | 14:53 | 1 | | | 1 | | | 1 | 1 | 50 | | |
| 54 | C | KREPS, KAMIL | | | | | 08:01 | 12 | 00:40 | 00:00 | 01:16 | 06:45 | | 1 | | 1 | | | 4 | 1 | 80 | | |
| 57 | C | STEWART, ANTHONY | | | | | 07:30 | 9 | 00:50 | 00:00 | 00:00 | 07:30 | 2 | | | | | | | | | | |
| 85 | C | COLESZ, ROSTISLAV | | | -1 | | 13:54 | 20 | 00:41 | 00:35 | 03:15 | 10:04 | 1 | | 1 | | | | 1 | | | | |
| 29 | G | VOKOUN, TOMAS | | | | | | | | | | | | | | | | | | | | | |
| 31 | G | ANDERSON, CRAIG | | | | | | | | | | | | | | | | | | | | | |
| TEAM TOTALS | | | | | | 1 | 2 | 3 | -6 | 6 | 12 | | | | | | | | | | | | |

G=Goals A=Assists P=Points +/-Plus/Minus PN=Number of Penalties PIM=Penalty Minutes TOI=Time On Ice SHF=# of Shifts AVG=Average Time/Shift S=Shots on Goal A/B=Attempts Blocked MS=Missed Shots HT=Hits Given GV=Giveaways TK=Takeaways BS=Blocked Shots FW=Faceoffs Won FL=Faceoffs Lost F%=Faceoff Win Percentage PP=Power Play SH=Short Handed EV=Even Strength OT=Overtime TOT=Total

VISITOR

Game Summary

HOME



3



Game
Tuesday, January 8, 2008
Attendance 17,086 at BankAtlantic
Center
Start 7:38 EST ; End 9:56 EST
Game 0832
Final



1



PITTSBURGH PENGUINS
Game 42 Away Game 20

FLORIDA PANTHERS
Game 43 Home Game 21

SCORING SUMMARY

| G | Per | Time | Str | Team | Goal | Scorer | Assist | Assist | PIT on Ice | FLA on Ice | | |
|---|-----|-------|-----|------|------|---------------|--------|--------------|------------|---------------|-----------------------|------------------------|
| 1 | 2 | 10:05 | PP | PIT | 17 | P.SYKORA(13) | 87 | S.CROSBY(41) | 71 | E.MALKIN(28) | 5, 17, 35, 58, 71, 87 | 4, 5, 11, 14, 29 |
| 2 | 2 | 11:21 | EV | PIT | 87 | S.CROSBY(18) | 12 | R.MALONE(7) | 55 | S.GONCHAR(26) | 4, 12, 20, 35, 55, 87 | 4, 5, 10, 12, 20, 29 |
| 3 | 2 | 13:11 | EV | PIT | 27 | G.LARAQUE(3) | 38 | J.TAFFE(1) | 18 | A.HALL(4) | 5, 18, 19, 27, 35, 38 | 14, 15, 24, 29, 47, 85 |
| 4 | 3 | 15:51 | SH | FLA | 11 | G.CAMPBELL(3) | 14 | R.DVORAK(7) | 24 | R.SALEI(13) | 5, 16, 17, 19, 27, 35 | 4, 11, 14, 24, 31 |

PITTSBURGH PENGUINS

FLORIDA PANTHERS

PENALTY SUMMARY

| # | Per | Time | Player | PIM | Penalty | # | Per | Time | Player | PIM | Penalty | | |
|---------|-----|------|--------|-----------|---------|-------------------------------|-----|-------|--------|------------|---------|----------------|----------|
| 1 | 3 | 1:03 | 35 | T.CONKLIN | 2 | Delaying Game-Puck over glass | 1 | 1 | 1:17 | 24 | R.SALEI | 2 | Tripping |
| TOT 1-2 | | | | | | 2 | 1 | 4:08 | 12 | O.JOKINEN | 2 | Hooking | |
| | | | | | | 3 | 2 | 9:05 | 24 | R.SALEI | 2 | Hooking | |
| | | | | | | 4 | 3 | 13:34 | 24 | R.SALEI | 2 | Hooking | |
| | | | | | | 5 | 3 | 14:02 | 5 | B.ALLEN | 2 | Cross checking | |
| | | | | | | 6 | 3 | 17:22 | 7 | S.MONTADOR | 2 | Tripping | |
| | | | | | | TOT 6-12 | | | | | | | |

BY PERIOD

| Per | Goals | Shots | PN | PIM | Per | Goals | Shots | PN | PIM |
|-----|-------|-------|----|-----|-----|-------|-------|----|-----|
| 1 | 0 | 10 | 0 | 0 | 1 | 0 | 7 | 2 | 4 |
| 2 | 3 | 15 | 0 | 0 | 2 | 0 | 4 | 1 | 2 |
| 3 | 0 | 10 | 1 | 2 | 3 | 1 | 17 | 3 | 6 |
| TOT | 3 | 35 | 1 | 2 | TOT | 1 | 28 | 6 | 12 |

POWERPLAYS (Goals-Opp. / Power Play Time)

| 5v4 | 5v3 | 4v3 | TOT | 5v4 | 5v3 | 4v3 | TOT |
|-----------|-----------|-----|-----------|-----------|-----|-----|-----------|
| 1-5/07:56 | 0-1/01:32 | | 1-6/09:28 | 0-1/02:00 | | | 0-1/02:00 |

EVEN STRENGTH (Goals-Occurrences / Time)

| 5v5 | 4v4 | 3v3 | TOT | 5v5 | 4v4 | 3v3 | TOT |
|-----------|-----|-----|-----------|-----------|-----|-----|-----------|
| 2-7/48:32 | | | 2-7/48:32 | 0-7/48:32 | | | 0-7/48:32 |

GOALTENDER SUMMARY

| PITTSBURGH PENGUINS | | TOI | | | | GOALS-SHOTS AGAINST | | | |
|---------------------|-------------------|-------|-------|-------|-------|---------------------|-----|------|------|
| | | EV | PP | SH | TOT | 1 | 2 | 3 | TOT |
| 30 | G SABOURIN, DANY | | | | | | | | |
| 35 | G CONKLIN, TY (W) | 48:24 | 09:28 | 02:00 | 59:52 | 0-7 | 0-4 | 1-17 | 1-28 |
| EMPTY NET | | 00:08 | 00:00 | 00:00 | 00:08 | | | | |
| TEAM TOTALS | | 48:32 | 09:28 | 02:00 | 60:00 | 0-7 | 0-4 | 1-17 | 1-28 |

| FLORIDA PANTHERS | | TOI | | | | GOALS-SHOTS AGAINST | | | |
|------------------|---------------------|-------|-------|-------|-------|---------------------|------|------|------|
| | | EV | PP | SH | TOT | 1 | 2 | 3 | TOT |
| 29 | G VOKOUN, TOMAS (L) | 28:11 | 00:00 | 05:00 | 33:11 | 0-10 | 3-13 | | 3-23 |
| 31 | G ANDERSON, CRAIG | 20:21 | 02:00 | 04:28 | 26:49 | 0-2 | | 0-10 | 0-12 |
| TEAM TOTALS | | 48:32 | 02:00 | 09:28 | 60:00 | 0-10 | 3-15 | 0-10 | 3-35 |

OFFICIALS

Referee: #19 Michael McGeough
#45 Justin StPierre
Standby:
Linesman: #80 Thor Nelson
#96 David Brisebois
Standby:

3 STARS Picked By: South Florida Media

1. Team PIT Pos C Player 87 S.CROSBY
2. Team PIT Pos G Player 35 T.CONKLIN
3. Team PIT Pos C Player 71 E.MALKIN

© Copyright 2007, National Hockey League 2008-01-08-22.27.47

71 87 20 4 55
12 11 48 5 19
37 16 17 44 58
18 38 27

VISITOR

Game Summary

HOME



4



Game
Thursday, January 10, 2008
Attendance 20,426 at St. Pete Times
Forum
Start 7:37 EST ; End 10:00 EST
Game 0646
Final



1



PITTSBURGH PENGUINS
Game 43 Away Game 21

TAMPA BAY LIGHTNING
Game 44 Home Game 23

SCORING SUMMARY

| G | Per | Time | Str | Team | Goal | Scorer | Assist | Assist | PIT on Ice | T.B on Ice |
|---|-----|-------|-------|------|------|--------------|------------------|-------------------|------------------------|------------------------|
| 1 | 2 | 4:11 | EV | T.B | 54 | P.RANGER(8) | 21 M.DARCHE(5) | 19 B.RICHARDS(25) | 5, 19, 20, 35, 71, 87 | 19, 21, 31, 46, 54, 71 |
| 2 | 2 | 12:11 | PP | PIT | 11 | J.STAAL(4) | 17 P.SYKORA(11) | 58 K.LETANG(4) | 5, 11, 17, 35, 38, 58 | 16, 29, 31, 37, 55 |
| 3 | 2 | 14:33 | EV | PIT | 11 | J.STAAL(5) | 17 P.SYKORA(12) | 12 R.MALONE(8) | 11, 12, 17, 19, 35, 44 | 19, 31, 36, 39, 46, 55 |
| 4 | 3 | 17:21 | EV | PIT | 12 | R.MALONE(10) | 17 P.SYKORA(13) | 11 J.STAAL(8) | 4, 11, 12, 17, 35, 55 | 4, 20, 26, 31, 54, 71 |
| 5 | 3 | 19:48 | EV-EN | PIT | 71 | E.MALKIN(20) | 55 S.GONCHAR(27) | | 4, 20, 35, 55, 71, 87 | 4, 19, 20, 26, 54, 71 |

PITTSBURGH PENGUINS

TAMPA BAY LIGHTNING

PENALTY SUMMARY

| # | Per | Time | Player | PIM | Penalty | # | Per | Time | Player | PIM | Penalty |
|---------|-----|-------|--------------|-----|-------------------------|---------|-----|-------|----------------|-----|----------------|
| 1 | 1 | 6:59 | 19 R.WHITNEY | 2 | Tripping | 1 | 1 | 0:33 | 26 M.ST. LOUIS | 2 | Tripping |
| 2 | 2 | 17:19 | 27 G.LARAQUE | 2 | Tripping | 2 | 2 | 11:37 | 54 P.RANGER | 2 | Cross checking |
| 3 | 3 | 1:28 | 25 M.TALBOT | 4 | Hi stick - double minor | TOT 2-4 | | | | | |
| TOT 3-8 | | | | | | | | | | | |

BY PERIOD

| Per | Goals | Shots | PN | PIM | Per | Goals | Shots | PN | PIM |
|-----|-------|-------|----|-----|-----|-------|-------|----|-----|
| 1 | 0 | 8 | 1 | 2 | 1 | 0 | 13 | 1 | 2 |
| 2 | 2 | 10 | 1 | 2 | 2 | 1 | 9 | 1 | 2 |
| 3 | 2 | 11 | 1 | 4 | 3 | 0 | 14 | 0 | 0 |
| TOT | 4 | 29 | 3 | 8 | TOT | 1 | 36 | 2 | 4 |

POWERPLAYS (Goals-Opp. / Power Play Time)

| 5v4 | 5v3 | 4v3 | TOT | 5v4 | 5v3 | 4v3 | TOT |
|-----------|-----|-----|-----------|-----------|-----|-----|-----------|
| 1-2/02:34 | | | 1-2/02:34 | 0-4/08:00 | | | 0-4/08:00 |

EVEN STRENGTH (Goals-Occurences / Time)

| 5v5 | 4v4 | 3v3 | TOT | 5v5 | 4v4 | 3v3 | TOT |
|-----------|-----|-----|-----------|-----------|-----|-----|-----------|
| 3-6/49:26 | | | 3-6/49:26 | 1-6/49:26 | | | 1-6/49:26 |

GOALTENDER SUMMARY

| PITTSBURGH PENGUINS | | | | | GOALS-SHOTS AGAINST | | | | | | | |
|---------------------|---|------------------|--|--|---------------------|-------|-------|-------|------|------|------|------|
| | | | | | EV | PP | SH | TOT | 1 | 2 | 3 | TOT |
| 30 | G | SABOURIN, DANY | | | | | | | | | | |
| 35 | G | CONKLIN, TY (W) | | | 49:26 | 02:34 | 08:00 | 60:00 | 0-13 | 1-9 | 0-14 | 1-36 |
| TEAM TOTALS | | | | | 49:26 | 02:34 | 08:00 | 60:00 | 0-13 | 1-9 | 0-14 | 1-36 |
| TAMPA BAY LIGHTNING | | | | | GOALS-SHOTS AGAINST | | | | | | | |
| | | | | | EV | PP | SH | TOT | 1 | 2 | 3 | TOT |
| 31 | G | RAMO, KARRI (L) | | | 48:02 | 08:00 | 02:34 | 58:36 | 0-8 | 2-10 | 1-10 | 3-28 |
| 40 | G | HOLMQVIST, JOHAN | | | | | | | | | | |
| EMPTY NET | | | | | 01:24 | 00:00 | 00:00 | 01:24 | | | 1-1 | 1-1 |
| TEAM TOTALS | | | | | 49:26 | 08:00 | 02:34 | 60:00 | 0-8 | 2-10 | 2-11 | 4-29 |

OFFICIALS

Referee: #19 Michael McGeough Linesman: #80 Thor Nelson
#45 Justin StPierre #96 David Brisebois
Standby: Standby:

3 STARS Picked By:

| Team | Pos | Player |
|--------|-----|--------------|
| 1. PIT | G | 35 T.CONKLIN |
| 2. PIT | C | 11 J.STAAL |
| 3. T.B | D | 54 P.RANGER |

© Copyright 2007, National Hockey League 2008-01-10-22.06.25

71 87 20
12 11 18
33 38 27
37 25 17

4 55
44 58
5 19

VISITOR

Event Summary

HOME



PITTSBURGH PENGUINS
Game 43 Away Game 21

Game
Thursday, January 10, 2008
Attendance 20,426 at St. Pete Times
Forum
Start 7:37 EST ; End 10:00 EST
Game 0646
Final



TAMPA BAY LIGHTNING
Game 44 Home Game 23

SHOTS SUMMARY (Goals-Shots On Goal)

| PITTSBURGH PENGUINS | | | | | | | | | TAMPA BAY LIGHTNING | | | | | | | | |
|---------------------|-----|-----|-----|-----|-----|------|-----|-----|---------------------|-----|-----|-----|-----|-----|------|-----|-----|
| EV | PP | | SH | | | TOT | | | EV | PP | | SH | | | TOT | | |
| 3-27 | 1-2 | | | | | 4-29 | | | 1-28 | 0-8 | | | | | 1-36 | | |
| 5v5 | 5v4 | 5v3 | 4v5 | 4v4 | 4v3 | 3v5 | 3v4 | 3v3 | 5v5 | 5v4 | 5v3 | 4v5 | 4v4 | 4v3 | 3v5 | 3v4 | 3v3 |
| 3-27 | 1-2 | | | | | | | | 1-28 | 0-8 | | | | | | | |

FACE-OFF SUMMARY (Face-offs Won-Face-offs Total / Percentage)

| PITTSBURGH PENGUINS | | | | TAMPA BAY LIGHTNING | | | |
|---------------------|---------|---------|-----------|---------------------|---------|---------|-----------|
| EV | PP | SH | TOT | EV | PP | SH | TOT |
| 20-46/43% | 2-3/67% | 1-9/11% | 23-58/40% | 26-46/57% | 8-9/89% | 1-3/33% | 35-58/60% |

TEAM SUMMARY

| PITTSBURGH PENGUINS | | | | | | | | | | | | | TAMPA BAY LIGHTNING | | | | | | | | | | | | | | |
|---------------------|----------------------|---|---|----|-----|----|-----|-------|-----|-------|-------|-------|---------------------|----|---|---|----|---|-----|----|----|----|----|----|----|----|----|
| # | NAME | G | A | P | +/- | PN | PIM | TOI | | | | | | | | | | S | A/B | MS | HT | GV | TK | BS | FW | FL | F% |
| | | | | | | | | TOT | SHF | AVG | PP | SH | EV | | | | | | | | | | | | | | |
| 4 | DISCUDERI, ROBERT | | | | +2 | | | 25:07 | 30 | 00:50 | 00:00 | 05:35 | 19:32 | 1 | | | 3 | | 1 | 3 | | | | | | | |
| 5 | DSYDOR, DARRYL | | | | -1 | | | 17:53 | 27 | 00:39 | 01:30 | 02:20 | 14:03 | 1 | 1 | | | | | 4 | | | | | | | |
| 11 | CSTAAL, JORDAN | 2 | 1 | 3 | +2 | | | 17:29 | 24 | 00:43 | 01:30 | 04:04 | 11:55 | 3 | 1 | 1 | | 1 | | 1 | 6 | 5 | 55 | | | | |
| 12 | L MALONE, RYAN | 1 | 1 | 2 | +2 | | | 15:23 | 23 | 00:40 | 00:56 | 01:30 | 12:57 | 2 | 2 | | 2 | 1 | 3 | | | | | | | | |
| 17 | RSYKORA, PETR | 3 | 3 | | +2 | | | 14:23 | 18 | 00:47 | 01:11 | 00:00 | 13:12 | | | 2 | | | | | | | | | | | |
| 18 | R HALL, ADAM | | | | | | | 14:18 | 20 | 00:42 | 00:00 | 03:44 | 10:34 | 1 | 1 | | | | | 1 | 3 | 3 | 50 | | | | |
| 19 | D WHITNEY, RYAN | | | | | 1 | 2 | 18:43 | 28 | 00:40 | 01:04 | 01:54 | 15:45 | 1 | | | 1 | | | 2 | | | | | | | |
| 20 | R ARMSTRONG, COLBY | | | | | | | 19:43 | 26 | 00:45 | 00:27 | 01:41 | 17:35 | 1 | | 1 | 2 | | | 1 | | | | | | | |
| 25 | C TALBOT, MAXIME | | | | | 1 | 4 | 15:59 | 19 | 00:50 | 00:00 | 01:22 | 14:37 | | | 1 | | | | 5 | 5 | 50 | | | | | |
| 27 | R LARAQUE, GEORGES | | | | | 1 | 2 | 07:12 | 14 | 00:30 | 00:00 | 00:00 | 07:12 | 1 | 1 | 1 | | | | | | | | | | | |
| 33 | C STONE, RYAN | | | | | | | 05:57 | 12 | 00:29 | 00:00 | 00:00 | 05:57 | | | 1 | | 1 | 2 | 0 | 1 | 0 | | | | | |
| 37 | L RUUTU, JARKKO | | | | | | | 14:15 | 18 | 00:47 | 00:00 | 01:31 | 12:44 | 4 | | | 3 | | | 1 | | | | | | | |
| 38 | L TAFFE, JEFF | | | | | | | 06:45 | 14 | 00:28 | 01:30 | 00:00 | 05:15 | 2 | 1 | 2 | | | | 2 | 1 | 67 | | | | | |
| 44 | D ORPIK, BROOKS | | | | +1 | | | 16:12 | 18 | 00:54 | 00:00 | 00:00 | 16:12 | 2 | 2 | 1 | | 1 | | | | | | | | | |
| 55 | D GONCHAR, SERGEI | 1 | 1 | | +2 | | | 25:58 | 29 | 00:53 | 01:04 | 05:40 | 19:14 | 5 | | 1 | 1 | | 3 | | | | | | | | |
| 58 | D LETANG, KRISTOPHER | 1 | 1 | | | | | 16:20 | 20 | 00:49 | 01:30 | 00:31 | 14:19 | 2 | | | 1 | | 1 | | | | | | | | |
| 71 | C MALKIN, EVGENI | 1 | 1 | | | | | 19:34 | 24 | 00:48 | 01:04 | 00:00 | 18:30 | 2 | | | 2 | | 1 | | | | | | | | |
| 87 | C CROSBY, SIDNEY | | | | | | | 20:49 | 26 | 00:48 | 01:04 | 02:08 | 17:37 | 4 | | 2 | 1 | | 1 | 2 | 7 | 20 | 26 | | | | |
| 30 | G SABOURIN, DANY | | | | | | | | | | | | | | | | | | | | | | | | | | |
| 35 | G CONKLIN, TY | | | | | | | | | | | | | | | | | | | | | | | | | | |
| TEAM TOTALS | | 4 | 7 | 11 | +10 | 3 | 8 | | | | | | | 29 | 8 | 9 | 19 | 5 | 7 | 22 | 23 | 35 | 40 | | | | |

| TAMPA BAY LIGHTNING | | | | | | | | | | | | | PITTSBURGH PENGUINS | | | | | | | | | | | | | | |
|---------------------|-----------------------|---|---|---|-----|----|-----|-------|-----|-------|-------|-------|---------------------|----|----|----|----|---|-----|----|----|-----|-----|----|----|----|----|
| # | NAME | G | A | P | +/- | PN | PIM | TOI | | | | | | | | | | S | A/B | MS | HT | GV | TK | BS | FW | FL | F% |
| | | | | | | | | TOT | SHF | AVG | PP | SH | EV | | | | | | | | | | | | | | |
| 3 | D JANIK, DOUG | | | | | | | 12:57 | 20 | 00:38 | 00:00 | 00:00 | 12:57 | | 1 | | 1 | | | 2 | | | | | | | |
| 4 | C LECAVALIER, VINCENT | | | | -2 | | | 27:34 | 26 | 01:03 | 06:06 | 00:53 | 20:35 | 6 | 4 | 2 | 1 | | | 17 | 7 | 71 | | | | | |
| 16 | R WARD, JASON | | | | | | | 17:46 | 20 | 00:53 | 02:03 | 01:02 | 14:41 | 2 | | 1 | 3 | | 2 | | | | | | | | |
| 17 | L HLAVAC, JAN | | | | | | | 18:20 | 20 | 00:55 | 01:54 | 00:00 | 16:26 | 3 | 2 | 3 | 1 | 1 | | | | | | | | | |
| 19 | C RICHARDS, BRAD | 1 | 1 | | -1 | | | 24:59 | 24 | 01:02 | 06:28 | 01:21 | 17:10 | 3 | 2 | | | | | 7 | 6 | 54 | | | | | |
| 20 | C PROSPAL, VACLAV | | | | -2 | | | 26:47 | 27 | 00:59 | 06:06 | 00:00 | 20:41 | 2 | 1 | 1 | 2 | | 2 | 1 | 0 | 100 | | | | | |
| 21 | L DANCHE, MATHIEU | 1 | 1 | | +1 | | | 07:46 | 12 | 00:38 | 00:00 | 00:39 | 07:07 | 1 | 1 | 1 | 2 | | | | | | | | | | |
| 26 | R ST. LOUIS, MARTIN | | | | -2 | 1 | 2 | 26:16 | 26 | 01:00 | 05:57 | 00:00 | 20:19 | 3 | 2 | | | 2 | 1 | 1 | | | | | | | |
| 29 | C MACDONALD, CRAIG | | | | | | | 05:25 | 9 | 00:36 | 00:00 | 01:13 | 04:12 | 2 | | | | | | 2 | 6 | 25 | | | | | |
| 36 | R ROY, ANDRE | | | | -1 | | | 06:33 | 9 | 00:43 | 00:00 | 00:00 | 06:33 | 3 | 1 | 1 | 1 | | 1 | | | | | | | | |
| 37 | D LUKOWICH, BRAD | | | | | | | 13:37 | 21 | 00:38 | 00:00 | 01:35 | 12:02 | 1 | | | 4 | 1 | 1 | | | | | | | | |
| 39 | D LUNDIN, MIKE | | | | -1 | | | 14:02 | 19 | 00:44 | 00:00 | 00:00 | 14:02 | | 1 | | | 1 | 2 | | | | | | | | |
| 46 | R WANVIG, KYLE | | | | | | | 08:02 | 13 | 00:37 | 00:00 | 00:00 | 08:02 | 1 | | | 2 | | | 1 | 1 | 0 | 100 | | | | |
| 54 | D RANGER, PAUL | 1 | 1 | | -1 | 1 | 2 | 25:00 | 30 | 00:50 | 02:20 | 01:21 | 21:19 | 3 | 2 | 1 | 2 | 1 | 1 | | | | | | | | |
| 55 | D O'BRIEN, SHANE | | | | -1 | | | 19:30 | 27 | 00:43 | 00:53 | 01:13 | 17:24 | 2 | 3 | 1 | 2 | 1 | 1 | | | | | | | | |
| 71 | D KUBA, FILIP | | | | -1 | | | 27:58 | 32 | 00:52 | 06:19 | 00:59 | 20:40 | 3 | 2 | 4 | 1 | 1 | | | | | | | | | |
| 74 | C TARNASKY, NICK | | | | | | | 03:21 | 6 | 00:33 | 00:00 | 00:00 | 03:21 | 1 | | | | | | | | | | | | | |
| 77 | C GRATTON, CHRIS | | | | | | | 12:57 | 17 | 00:45 | 01:54 | 00:00 | 11:03 | | | | 1 | | | 7 | 4 | 64 | | | | | |
| 31 | G RAMO, KARRI | | | | | | | | | | | | | | | | | | | | | | | | | | |
| 40 | G HOLMQVIST, JOHAN | | | | | | | | | | | | | | | | | | | | | | | | | | |
| TEAM TOTALS | | 1 | 2 | 3 | -11 | 2 | 4 | | | | | | | 36 | 22 | 14 | 23 | 8 | 7 | 8 | 35 | 23 | 60 | | | | |

G=Goals A=Assists P=Points +/-=Plus/Minus PN=Number of Penalties PIM=Penalty Minutes TOI=Time On Ice SHF=# of Shifts AVG=Average Time/Shift S=Shots on Goal A/B=Attempts Blocked MS=Missed Shots HT=Hits Given GV=Giveaways TK=Takeaways BS=Blocked Shots FW=Faceoffs Won FL=Faceoffs Lost F%=Faceoff Win Percentage PP=Power Play SH=Short Handed EV=Even Strength OT=Overtime TOT=Total

VISITOR

HOME

Shootout Summary

**2**

Game
Saturday, January 12, 2008
Attendance 18,545 at Philips Arena
Start 7:11 EST ; End 10:26 EST
Game 0662
Final

**3**

PITTSBURGH PENGUINS
Game 44 Away Game 22

ATLANTA THRASHERS
Game 46 Home Game 24

Shootout Summary

| Team | G | S | M | P |
|------|---|---|---|---|
| PIT | 0 | 4 | 0 | 0 |
| ATL | 1 | 3 | 1 | 0 |

Determining Goal: 8 M.RECCHI (Attempt ##7 - Team/Overall)

Shootout Order / Result

| # | Team | Pos | Shooter | Goaltender | Result | Shot Type | Score(V-H) |
|---|------|-----|----------------|---------------|---------------|-----------|------------|
| 1 | ATL | L | 13 V.KOZLOV | 35 T.CONKLIN | S | Snap | 0-0 |
| 2 | PIT | R | 17 P.SYKORA | 32 K.LEHTONEN | S | Backhand | 0-0 |
| 3 | ATL | R | 18 M.HOSSA | 35 T.CONKLIN | M Goalpost | Snap | 0-0 |
| 4 | PIT | D | 58 K.LETANG | 32 K.LEHTONEN | S | Wrist | 0-0 |
| 5 | ATL | L | 17 I.KOVALCHUK | 35 T.CONKLIN | S | Snap | 0-0 |
| 6 | PIT | C | 87 S.CROSBY | 32 K.LEHTONEN | S | Backhand | 0-0 |
| 7 | ATL | R | 8 M.RECCHI | 35 T.CONKLIN | G | Backhand | 0-1 |
| 8 | PIT | C | 71 E.MALKIN | 32 K.LEHTONEN | S | Backhand | 0-1 |

Result Key: G=Goal, M=Missed Shot, S=Shot, P=Penalty,

© Copyright 2007, National Hockey League 2008-01-12-22.33.22

VISITOR

Game Summary

HOME



2



Game
Saturday, January 12, 2008
Attendance 18,545 at Phillips Arena
Start 7:11 EST ; End 10:26 EST
Game 0662
Final



3



PITTSBURGH PENGUINS
Game 44 Away Game 22

ATLANTA THRASHERS
Game 46 Home Game 24

SCORING SUMMARY

| G | Per | Time | Str | Team | Goal | Scorer | Assist | Assist | PIT on Ice | ATL on Ice |
|---|-----|------|-----|------|------|-----------------|--------------------|------------------|------------------------|------------------------|
| 1 | 1 | 5:23 | EV | PIT | 87 | S.CROSBY(19) | 71 E.MALKIN(29) | 19 R.WHITNEY(13) | 5, 19, 20, 35, 71, 87 | 16, 18, 28, 32, 39, 49 |
| 2 | 1 | 9:31 | PP | ATL | 17 | I.KOVALCHUK(37) | 8 M.RECCHI(15) | 39 T.ENSTROM(23) | 4, 11, 20, 35, 55 | 8, 12, 17, 18, 32, 39 |
| 3 | 2 | 5:06 | EV | PIT | 87 | S.CROSBY(20) | 20 C.ARMSTRONG(14) | 58 K.LETANG(5) | 20, 35, 44, 58, 71, 87 | 8, 16, 28, 32, 36, 39 |
| 4 | 3 | 1:40 | PP | ATL | 16 | R.HOLIK(8) | 18 M.HOSSA(23) | 13 V.KOZLOV(13) | 4, 12, 35, 55, 87 | 13, 16, 17, 18, 32, 39 |
| 5 | SO | | | ATL | 8 | M.RECCHI | | | | |

PITTSBURGH PENGUINS

ATLANTA THRASHERS

PENALTY SUMMARY

| # | Per | Time | Player | PIM | Penalty | # | Per | Time | Player | PIM | Penalty |
|---------|-----|-------|-------------|-----|-------------------------|---------|-----|-------|-------------|-----|-------------------------------|
| 1 | 1 | 9:17 | 5 D.SYDOR | 2 | Hooking | 1 | 1 | 19:26 | 9 P.DUPUIS | 2 | Hi-sticking |
| 2 | 2 | 18:46 | 17 P.SYKORA | 4 | Hi stick - double minor | 2 | 2 | 8:53 | TEAM | 2 | Too many men/ice - bench |
| 3 | 3 | 13:17 | 25 M.TALBOT | 2 | Roughing | 3 | 3 | 3:13 | 7 M.POPOVIC | 2 | Delaying Game-Puck over glass |
| TOT 3-8 | | | | | | TOT 4-8 | | | | | |

BY PERIOD

| Per | Goals | Shots | PN | PIM | Per | Goals | Shots | PN | PIM |
|-----|-------|-------|----|-----|-----|-------|-------|----|-----|
| 1 | 1 | 10 | 1 | 2 | 1 | 1 | 11 | 1 | 2 |
| 2 | 1 | 13 | 1 | 4 | 2 | 0 | 10 | 1 | 2 |
| 3 | 0 | 6 | 1 | 2 | 3 | 1 | 14 | 2 | 4 |
| OT | 0 | 2 | 0 | 0 | OT | 0 | 3 | 0 | 0 |
| TOT | 2 | 31 | 3 | 8 | TOT | 2 | 38 | 4 | 8 |

POWERPLAYS (Goals-Opp. / Power Play Time)

| 5v4 | 5v3 | 4v3 | TOT | 5v4 | 5v3 | 4v3 | TOT |
|-----------|-----|-----|-----------|-----------|-----|-----|-----------|
| 0-3/06:00 | | | 0-3/06:00 | 2-3/03:08 | | | 2-3/03:08 |

EVEN STRENGTH (Goals-Occurrences / Time)

| 5v5 | 4v4 | 3v3 | TOT | 5v5 | 4v4 | 3v3 | TOT |
|-----------|-----------|-----|-----------|-----------|-----------|-----|-----------|
| 2-7/48:52 | 0-2/07:00 | | 2-9/55:52 | 0-7/48:52 | 0-2/07:00 | | 0-9/55:52 |

GOALTENDER SUMMARY

| PITTSBURGH PENGUINS | | TOI | | | | GOALS-SHOTS AGAINST | | | | |
|---------------------|--------------------|-------|-------|-------|-------|---------------------|------|------|-----|------|
| | | EV | PP | SH | TOT | 1 | 2 | 3 | OT | TOT |
| 30 | G SABOURIN, DANY | | | | | | | | | |
| 35 | G CONKLIN, TY (OT) | 55:51 | 06:00 | 03:08 | 64:59 | 1-11 | 0-10 | 1-14 | 0-3 | 2-38 |
| EMPTY NET | | 00:01 | 00:00 | 00:00 | 00:01 | | | | | |
| TEAM TOTALS | | 55:52 | 06:00 | 03:08 | 65:00 | 1-11 | 0-10 | 1-14 | 0-3 | 2-38 |

| ATLANTA THRASHERS | | TOI | | | | GOALS-SHOTS AGAINST | | | | |
|-------------------|----------------------|-------|-------|-------|-------|---------------------|------|-----|-----|------|
| | | EV | PP | SH | TOT | 1 | 2 | 3 | OT | TOT |
| 1 | G HEDBERG, JOHAN | | | | | | | | | |
| 32 | G LEHTONEN, KARI (W) | 55:47 | 03:08 | 06:00 | 64:55 | 1-10 | 1-13 | 0-6 | 0-2 | 2-31 |
| EMPTY NET | | 00:05 | 00:00 | 00:00 | 00:05 | | | | | |
| TEAM TOTALS | | 55:52 | 03:08 | 06:00 | 65:00 | 1-10 | 1-13 | 0-6 | 0-2 | 2-31 |

OFFICIALS

Referee: #27 Eric Furlatt
#29 Ian Walsh
Standby:

Linesman: #90 Andy McElman
#92 Mark Shewchyk
Standby:

3 STARS Picked By: Atlanta Media

| | Team | Pos | Player |
|----|------|-----|----------------|
| 1. | ATL | L | 17 I.KOVALCHUK |
| 2. | PIT | C | 87 S.CROSBY |
| 3. | ATL | C | 16 R.HOLIK |

© Copyright 2007, National Hockey League 2008-01-12-22.33.21

71 87 20
12 11 17 5 19
37 25 18 4 55
33 38 27 44 58

VISITOR

HOME

Event Summary



2



Game
Saturday, January 12, 2008
Attendance 18,545 at Philips Arena
Start 7:11 EST ; End 10:26 EST
Game 0662
Final



3



PITTSBURGH PENGUINS
Game 44 Away Game 22

ATLANTA THRASHERS
Game 46 Home Game 24

SHOTS SUMMARY (Goals-Shots On Goal)

| PITTSBURGH PENGUINS | | | | | | | | | ATLANTA THRASHERS | | | | | | | | |
|---------------------|-----|------|-----|-----|-----|-----|-----|------|-------------------|-----|-----|-----|------|-----|-----|-----|-----|
| EV | PP | SH | | | TOT | | | EV | PP | SH | | | TOT | | | | |
| 2-27 | 0-4 | 2-31 | | | | | | 0-31 | 2-5 | 0-2 | | | 2-38 | | | | |
| 5v5 | 5v4 | 5v3 | 4v5 | 4v4 | 4v3 | 3v5 | 3v4 | 3v3 | 5v5 | 5v4 | 5v3 | 4v5 | 4v4 | 4v3 | 3v5 | 3v4 | 3v3 |
| 2-25 | 0-4 | 0-2 | | | | | | 0-27 | 2-5 | 0-2 | | | 0-4 | | | | |

FACE-OFF SUMMARY (Face-offs Won-Face-offs Total / Percentage)

| PITTSBURGH PENGUINS | | | | ATLANTA THRASHERS | | | |
|---------------------|---------|---------|-----------|-------------------|---------|---------|-----------|
| EV | PP | SH | TOT | EV | PP | SH | TOT |
| 18-48/38% | 3-5/60% | 2-4/50% | 23-57/40% | 30-48/63% | 2-4/50% | 2-5/40% | 34-57/60% |

TEAM SUMMARY

| PITTSBURGH PENGUINS | G | A | P | +/- | PN | PIM | TOI | | | | | | S | A/B | MS | HT | GV | TK | BS | FW | FL | F% | |
|-------------------------|----------|----------|----------|------------|----------|----------|-------|-----|-------|-------|-------|-------|---|-----------|-----------|----------|----------|-----------|----------|-----------|-----------|-----------|-----------|
| | | | | | | | TOT | SHF | AVG | PP | SH | EV | | | | | | | | | | | |
| 4 DISCUDERI, ROBERT | | | | | | | 20:28 | 28 | 00:43 | 00:15 | 01:43 | 18:30 | | 1 | | | | | 1 | 1 | | | |
| 5 DISYDOR, DARRYL | | | | +1 | 1 | 2 | 20:25 | 25 | 00:49 | 01:27 | 01:25 | 17:33 | 1 | | | | 2 | | | | | | |
| 11 CISTAAL, JORDAN | | | | | | | 20:34 | 27 | 00:45 | 00:41 | 02:23 | 17:30 | 2 | 1 | | 1 | | | 1 | 1 | 2 | 12 | 14 |
| 12 L MALONE, RYAN | | | | | | | 18:59 | 25 | 00:45 | 02:47 | 00:11 | 16:01 | 2 | 1 | | | | | | | | | |
| 17 RISYKORA, PETR | | | | | 1 | 4 | 18:54 | 23 | 00:49 | 02:55 | 00:00 | 15:59 | 3 | 3 | 1 | 1 | 1 | 1 | 1 | | | | |
| 18 R HALL, ADAM | | | | | | | 12:13 | 18 | 00:40 | 00:00 | 02:05 | 10:08 | 2 | | | 1 | 1 | | | | 3 | 2 | 60 |
| 19 D WHITNEY, RYAN | 1 | 1 | | +1 | | | 26:11 | 29 | 00:54 | 04:08 | 01:25 | 20:38 | 3 | | | | | | | | | | |
| 20 R ARMSTRONG, COLBY | 1 | 1 | | +2 | | | 18:11 | 24 | 00:45 | 00:00 | 00:52 | 17:19 | | 2 | 1 | 1 | 1 | 2 | | | | | |
| 25 C TALBOT, MAXIME | | | | | 1 | 2 | 14:11 | 21 | 00:40 | 00:00 | 00:34 | 13:37 | 1 | | | | | | | 1 | 2 | 7 | 22 |
| 27 R LARAQUE, GEORGES | | | | | | | 05:33 | 10 | 00:33 | 00:00 | 00:00 | 05:33 | | | | | | | | | | | |
| 33 C STONE, RYAN | | | | | | | 05:30 | 10 | 00:33 | 00:00 | 00:00 | 05:30 | 1 | | | | | | | | 2 | 1 | 67 |
| 37 L RUUTU, JARKKO | | | | | | | 12:07 | 17 | 00:42 | 00:00 | 00:00 | 12:07 | | | | | | | | | | | |
| 38 L TAFFE, JEFF | | | | | | | 12:03 | 17 | 00:42 | 01:42 | 00:00 | 10:21 | | 1 | | 1 | | 1 | 1 | | 1 | 0 | 100 |
| 44 D ORPIK, BROOKS | | | | +1 | | | 16:06 | 20 | 00:48 | 00:00 | 00:00 | 16:06 | 2 | | | | 1 | 1 | 1 | | | | |
| 55 D GONCHAR, SERGEI | | | | | | | 26:55 | 30 | 00:53 | 04:55 | 01:43 | 20:17 | 2 | 3 | | | 2 | | 1 | | | | |
| 58 D LETANG, KRISTOPHER | 1 | 1 | | +1 | | | 19:56 | 25 | 00:47 | 01:15 | 00:00 | 18:41 | 1 | 1 | 1 | | | | 2 | | | | |
| 71 C MALKIN, EVGENI | 1 | 1 | | +2 | | | 22:43 | 26 | 00:52 | 04:36 | 00:00 | 18:07 | 4 | 1 | 2 | | 2 | | | | | | |
| 87 C CROSBY, SIDNEY | 2 | 2 | | +2 | | | 23:54 | 28 | 00:51 | 05:19 | 00:11 | 18:24 | 7 | 3 | | | 2 | 2 | 2 | 13 | 12 | 52 | |
| 30 G SABOURIN, DANY | | | | | | | | | | | | | | | | | | | | | | | |
| 35 G CONKLIN, TY | | | | | | | | | | | | | | | | | | | | | | | |
| TEAM TOTALS | 2 | 4 | 6 | +10 | 3 | 8 | | | | | | | | 31 | 17 | 6 | 5 | 11 | 8 | 13 | 23 | 34 | 40 |

| ATLANTA THRASHERS | G | A | P | +/- | PN | PIM | TOI | | | | | | S | A/B | MS | HT | GV | TK | BS | FW | FL | F% | |
|-------------------------|----------|----------|----------|------------|----------|----------|-------|-----|-------|-------|-------|-------|---|-----------|-----------|-----------|----------|----------|-----------|-----------|-----------|-----------|-----------|
| | | | | | | | TOT | SHF | AVG | PP | SH | EV | | | | | | | | | | | |
| 2 D EXELBY, GARNET | | | | | 1 | 2 | 18:55 | 25 | 00:45 | 00:00 | 03:00 | 15:55 | 1 | | | | 2 | 1 | 2 | | | | |
| 7 D POPOVIC, MARK | | | | | 1 | 2 | 15:40 | 24 | 00:39 | 00:00 | 00:00 | 15:40 | 3 | | | 1 | | | 1 | 2 | | | |
| 8 R RECCHI, MARK | | 1 | 1 | -1 | | | 21:49 | 24 | 00:54 | 02:53 | 00:00 | 18:56 | 2 | 1 | | | 1 | 3 | 1 | | | | |
| 9 L DUPUIS, PASCAL | | | | | 1 | 2 | 17:15 | 25 | 00:41 | 00:24 | 01:46 | 15:05 | 3 | 1 | 3 | | | | | | | | |
| 12 C WHITE, TODD | | | | | | | 22:56 | 27 | 00:50 | 02:28 | 01:20 | 19:08 | 2 | | 1 | | | | 2 | | 12 | 4 | 75 |
| 13 L KOZLOV, VYACHESLAV | 1 | 1 | | | | | 14:32 | 20 | 00:43 | 00:15 | 00:00 | 14:17 | 4 | | 2 | | | | 2 | | 7 | 6 | 54 |
| 16 C HOLIK, ROBERT | 1 | 1 | | -2 | | | 17:02 | 25 | 00:40 | 00:40 | 02:23 | 13:59 | 3 | | | 2 | 2 | | | | 13 | 9 | 59 |
| 17 L KOVALCHUK, ILYA | 1 | 1 | | | | | 25:20 | 25 | 01:00 | 03:08 | 00:16 | 21:56 | 6 | 4 | | | | | 1 | | | | |
| 18 R HOSSA, MARIAN | | 1 | 1 | -1 | | | 24:02 | 29 | 00:49 | 02:44 | 02:45 | 18:33 | 8 | | 2 | 1 | | 2 | | 1 | 0 | 100 | |
| 22 D KLEE, KEN | | | | | | | 22:33 | 30 | 00:45 | 00:00 | 02:47 | 19:46 | | | | | | | | | | | |
| 27 R THORBURN, CHRIS | | | | | | | 09:42 | 14 | 00:41 | 00:00 | 00:00 | 09:42 | | 1 | 1 | 1 | | 1 | 1 | 2 | | | |
| 28 D HAVELID, NICLAS | | | | -2 | | | 24:30 | 28 | 00:52 | 00:00 | 03:13 | 21:17 | 2 | 1 | | | 2 | 2 | 6 | | | | |
| 29 L LARSEN, BRAD | | | | | | | 03:20 | 7 | 00:28 | 00:00 | 00:00 | 03:20 | | | 1 | | | | | | | | |
| 36 L BOUTON, ERIC | | | | -1 | | | 06:12 | 8 | 00:46 | 00:00 | 00:00 | 06:12 | | 1 | | | | | | | | | |
| 39 D ENSTROM, TOBIAS | 1 | 1 | | -2 | | | 25:20 | 30 | 00:50 | 03:08 | 03:00 | 19:12 | | 1 | | | | | | | | | |
| 45 C DOELL, KEVIN | | | | | | | 08:17 | 12 | 00:41 | 00:00 | 01:45 | 06:32 | | | | | 1 | | 2 | 1 | 1 | 3 | 25 |
| 49 L STUART, COLIN | | | | -1 | | | 14:20 | 19 | 00:45 | 00:00 | 01:45 | 12:35 | 3 | 1 | | 1 | 1 | | 1 | | | | |
| 77 D ZHITNIK, ALEXEI | | | | | | | 20:20 | 27 | 00:45 | 00:00 | 00:00 | 20:20 | 3 | 1 | 1 | | | | 1 | | | | |
| 1 G HEDBERG, JOHAN | | | | | | | | | | | | | | | | | | | | | | | |
| 32 G LEHTONEN, KARI | | | | | | | | | | | | | | | | | | | | | | | |
| TEAM PENALTY | | | | | 1 | 2 | | | | | | | | | | | | | | | | | |
| TEAM TOTALS | 2 | 4 | 6 | -10 | 4 | 8 | | | | | | | | 38 | 13 | 12 | 9 | 9 | 17 | 17 | 34 | 23 | 60 |

G=Goals A=Assists P=Points +/-Plus/Minus PN=Number of Penalties PIM=Penalty Minutes TOI=Time On Ice SHF=# of Shifts AVG=Average Time/Shift S=Shots on Goal A/B=Attempts Blocked MS=Missed Shots HT=Hits Given GV=Giveaways TK=Takeaways BS=Blocked Shots FW=Faceoffs Won FL=Faceoffs Lost F%=Faceoff Win Percentage PP=Power Play SH=Short Handed EV=Even Strength OT=Overtime TOT=Total

VISITOR

HOME

Game Summary



1



Game
Monday, January 14, 2008
Attendance 17,000 at Mellon Arena
Start 7:10 EST ; End 9:41 EST
Game 0674
Final



4



NEW YORK RANGERS
Game 46 Away Game 22

PITTSBURGH PENGUINS
Game 45 Home Game 23

SCORING SUMMARY

| G | Per | Time | Str | Team | Goal | Scorer | Assist | Assist | NYR on Ice | PIT on Ice |
|---|-----|-------|-------|------|------|--------------|--------|--------------|-----------------------|------------------------|
| 1 | 1 | 3:31 | PP | PIT | 71 | E.MALKIN(21) | 87 | S.CROSBY(42) | 3, 8, 23, 30, 49 | 12, 19, 35, 55, 71, 87 |
| 2 | 1 | 6:33 | EV | PIT | 71 | E.MALKIN(22) | 87 | S.CROSBY(43) | 5, 18, 19, 30, 68, 82 | 4, 20, 35, 55, 71, 87 |
| 3 | 1 | 16:48 | PP | PIT | 55 | S.GONCHAR(8) | 58 | K.LETANG(6) | 5, 15, 30, 51 | 17, 35, 55, 58, 71, 87 |
| 4 | 3 | 9:16 | PP | NYR | 68 | J.JAGR(13) | 19 | S.GOMEZ(32) | 3, 19, 23, 27, 30, 68 | 4, 25, 35, 37, 55 |
| 5 | 3 | 19:36 | EV-EN | PIT | 71 | E.MALKIN(23) | 5 | D.SYDOR(5) | 3, 10, 19, 27, 49, 82 | 5, 19, 20, 35, 71, 87 |

NEW YORK RANGERS

PITTSBURGH PENGUINS

PENALTY SUMMARY

| # | Per | Time | Player | PIM | Penalty | # | Per | Time | Player | PIM | Penalty | | |
|----------|-----|-------|--------|------------|---------|-------------------|-----|------|--------|-----|-----------|---|----------------|
| 1 | 1 | 0:07 | 28 | C.ORR | 5 | Fighting (maj) | 1 | 1 | 0:07 | 27 | G.LARAQUE | 5 | Fighting (maj) |
| 2 | 1 | 2:56 | 27 | P.MARA | 2 | Holding | 2 | 1 | 19:08 | 37 | J.RUUTU | 2 | Hooking |
| 2 | 1 | 10:12 | 28 | C.ORR | 2 | Hooking | 3 | 2 | 2:49 | 58 | K.LETANG | 2 | Tripping |
| 4 | 1 | 15:04 | 23 | C.DRURY | 2 | Holding the stick | 4 | 2 | 12:12 | 11 | J.STAAL | 2 | Hooking |
| 5 | 1 | 16:37 | 3 | M.ROZSIVAL | 2 | Roughing | 5 | 2 | 19:10 | 71 | E.MALKIN | 2 | Holding |
| 6 | 3 | 10:27 | 81 | M.HOSSA | 2 | Slashing | 6 | 3 | 6:09 | 87 | S.CROSBY | 2 | Interference |
| 7 | 3 | 19:58 | 25 | P.PRUCHA | 2 | Roughing | 7 | 3 | 8:20 | 71 | E.MALKIN | 2 | Interference |
| 8 | 3 | 19:58 | 18 | M.STAAL | 5 | Fighting (maj) | 8 | 3 | 19:58 | 37 | J.RUUTU | 2 | Roughing |
| TOT 8-22 | | | | | | TOT 10-26 | | | | | | | |

BY PERIOD

| Per | Goals | Shots | PN | PIM | Per | Goals | Shots | PN | PIM |
|-----|-------|-------|----|-----|-----|-------|-------|----|-----|
| 1 | 0 | 14 | 5 | 13 | 1 | 3 | 12 | 2 | 7 |
| 2 | 0 | 17 | 0 | 0 | 2 | 0 | 2 | 3 | 6 |
| 3 | 1 | 13 | 3 | 9 | 3 | 1 | 9 | 5 | 13 |
| TOT | 1 | 44 | 8 | 22 | TOT | 4 | 23 | 10 | 26 |

POWERPLAYS (Goals-Opp. / Power Play Time)

| 5v4 | 5v3 | 4v3 | TOT | 5v4 | 5v3 | 4v3 | TOT |
|-----------|-----|-----|-----------|-----------|-----------|-----|-----------|
| 1-7/10:58 | | | 1-7/10:58 | 1-4/07:57 | 1-1/00:11 | | 2-5/08:08 |

EVEN STRENGTH (Goals-Occurrences / Time)

| 5v5 | 4v4 | 3v3 | TOT | 5v5 | 4v4 | 3v3 | TOT |
|------------|-----|-----|------------|------------|-----|-----|------------|
| 0-11/40:54 | | | 0-11/40:54 | 2-11/40:54 | | | 2-11/40:54 |

GOALTENDER SUMMARY

| NEW YORK RANGERS | | TOI | | | | GOALS-SHOTS AGAINST | | | |
|------------------|-------------------------|-------|-------|-------|-------|---------------------|-----|-----|------|
| | | EV | PP | SH | TOT | 1 | 2 | 3 | TOT |
| 30 | G LUNDQVIST, HENRIK (L) | 40:06 | 10:58 | 08:08 | 59:12 | 3-12 | 0-2 | 0-8 | 3-22 |
| 40 | G VALIQUETTE, STEPHEN | | | | | | | | |
| EMPTY NET | | 00:48 | 00:00 | 00:00 | 00:48 | | | 1-1 | 1-1 |
| TEAM TOTALS | | 40:54 | 10:58 | 08:08 | 60:00 | 3-12 | 0-2 | 1-9 | 4-23 |

| PITTSBURGH PENGUINS | | TOI | | | | GOALS-SHOTS AGAINST | | | |
|---------------------|-------------------|-------|-------|-------|-------|---------------------|------|------|------|
| | | EV | PP | SH | TOT | 1 | 2 | 3 | TOT |
| 30 | G SABOURIN, DANY | | | | | | | | |
| 35 | G CONKLIN, TY (W) | 40:47 | 08:08 | 10:58 | 59:53 | 0-14 | 0-17 | 1-13 | 1-44 |
| EMPTY NET | | 00:07 | 00:00 | 00:00 | 00:07 | | | | |
| TEAM TOTALS | | 40:54 | 08:08 | 10:58 | 60:00 | 0-14 | 0-17 | 1-13 | 1-44 |

OFFICIALS

Referee: #12 Don Koharski
#7 Bill McCreary
Standby:

Linesman: #79 Mark Pare
#47 Dan Schachte
Standby:

3 STARS Picked By: Mellon Arena Media

| 1. | Team | Pos | Player |
|----|------|-----|--------------|
| 1. | PIT | C | 71 E.MALKIN |
| 2. | PIT | G | 35 T.CONKLIN |
| 3. | PIT | C | 87 S.CROSBY |

37 25 17
12 11 48
71 87 20
18 38 27
44 58
4 55
5 19

VISITOR

HOME

Event Summary



1



Game
Monday, January 14, 2008
Attendance 17,000 at Mellon Arena
Start 7:10 EST ; End 9:41 EST
Game 0674
Final



4



NEW YORK RANGERS
Game 46 Away Game 22

PITTSBURGH PENGUINS
Game 45 Home Game 23

SHOTS SUMMARY (Goals-Shots On Goal)

| NEW YORK RANGERS | | | | | | | | | PITTSBURGH PENGUINS | | | | | | | | |
|------------------|------|-----|------|-----|-----|------|-----|-----|---------------------|-----|-----|-----|-----|-----|-----|-----|-----|
| EV | PP | SH | TOT | | | EV | PP | SH | TOT | | | | | | | | |
| 0-32 | 1-11 | 0-1 | 1-44 | | | 2-16 | 2-6 | 0-1 | 4-23 | | | | | | | | |
| 5v5 | 5v4 | 5v3 | 4v5 | 4v4 | 4v3 | 3v5 | 3v4 | 3v3 | 5v5 | 5v4 | 5v3 | 4v5 | 4v4 | 4v3 | 3v5 | 3v4 | 3v3 |
| 0-32 | 1-11 | 0-1 | | | | 2-16 | 1-5 | 1-1 | 0-1 | | | | | | | | |

FACE-OFF SUMMARY (Face-offs Won-Face-offs Total / Percentage)

| NEW YORK RANGERS | | | | PITTSBURGH PENGUINS | | | |
|------------------|----------|---------|-----------|---------------------|---------|----------|-----------|
| EV | PP | SH | TOT | EV | PP | SH | TOT |
| 23-42/55% | 4-12/33% | 1-6/17% | 28-60/47% | 19-42/45% | 5-6/83% | 8-12/67% | 32-60/53% |

TEAM SUMMARY

| NEW YORK RANGERS | | | | | | | | | | | PITTSBURGH PENGUINS | | | | | | | | | | | | | | | | | | | | | | | | | | | | | | | | |
|------------------|----------------------|---|---|---|-----|----|-----|-------|-----|-------|---------------------|-------|-------|-----|----|----|----|----|----|----|----|----|----|---|-----|---|----|--|--|--|--|--|--|----|----|----|----|---|---|---|----|----|----|
| # | NAME | G | A | P | +/- | PN | PIM | TOI | | | | | S | A/B | MS | HT | GV | TK | BS | FW | FL | F% | | | | | | | | | | | | | | | | | | | | | |
| | | | | | | | | TOT | SHF | AVG | PP | SH | | | | | | | | | | | EV | | | | | | | | | | | | | | | | | | | | |
| 3 | DROZSIVAL, MICHAL | | | | -1 | 1 | 2 | 23:51 | 30 | 00:47 | 04:46 | 02:59 | 16:06 | | 2 | | | | | | | | | | | | | | | | | | | | | | | | | | | | |
| 5 | DGIRARDI, DANIEL | | | | -1 | | | 23:12 | 28 | 00:49 | 05:21 | 03:12 | 14:39 | 4 | | | 3 | 1 | | 2 | | | | | | | | | | | | | | | | | | | | | | | |
| 8 | DMALIK, MAREK | | | | | | | 17:57 | 27 | 00:39 | 00:15 | 03:16 | 14:26 | 2 | 1 | 1 | | | 1 | | | | | | | | | | | | | | | | | | | | | | | | |
| 10 | LDAWES, NIGEL | | | | -1 | | | 14:43 | 18 | 00:49 | 03:36 | 00:00 | 11:07 | 2 | 1 | 2 | | | | | | | | | | | | | | | | | | | | | | | | | | | |
| 15 | CBETTS, BLAIR | | | | | | | 11:57 | 18 | 00:39 | 00:27 | 03:47 | 07:43 | 2 | | | 1 | | | 7 | 9 | 44 | | | | | | | | | | | | | | | | | | | | | |
| 17 | CDUBINSKY, BRANDON | | | | | | | 13:26 | 17 | 00:47 | 03:22 | 00:00 | 10:04 | 2 | 1 | 2 | 8 | | 1 | 7 | 7 | 50 | | | | | | | | | | | | | | | | | | | | | |
| 18 | DSTAAL, MARC | | | | -1 | 1 | 5 | 17:07 | 22 | 00:46 | 00:35 | 01:21 | 15:11 | 1 | 1 | 1 | 2 | | 1 | | | | | | | | | | | | | | | | | | | | | | | | |
| 19 | CGOMEZ, SCOTT | 1 | 1 | | -2 | | | 23:14 | 28 | 00:49 | 07:09 | 02:42 | 13:23 | 8 | 2 | 1 | | 1 | | 3 | 11 | 21 | | | | | | | | | | | | | | | | | | | | | |
| 23 | CDRURY, CHRIS | | | | | 1 | 2 | 19:51 | 26 | 00:45 | 06:30 | 02:21 | 11:00 | 4 | | 1 | | | 11 | 5 | 69 | | | | | | | | | | | | | | | | | | | | | | |
| 25 | RPRUCHA, PETR | | | | | 1 | 2 | 11:02 | 16 | 00:41 | 02:36 | 00:00 | 08:26 | 2 | | 1 | 2 | | | | | | | | | | | | | | | | | | | | | | | | | | |
| 27 | DMARA, PAUL | 1 | 1 | | -1 | 1 | 2 | 17:04 | 24 | 00:42 | 02:49 | 01:57 | 12:18 | 1 | | 2 | | | 3 | | | | | | | | | | | | | | | | | | | | | | | | |
| 28 | RIORR, COLTON | | | | | 2 | 7 | 08:21 | 12 | 00:41 | 00:30 | 00:00 | 07:51 | 1 | 1 | | 1 | | | | | | | | | | | | | | | | | | | | | | | | | | |
| 44 | LHOLLWEG, RYAN | | | | | | | 08:28 | 13 | 00:39 | 00:30 | 00:00 | 07:58 | 2 | | | 2 | | | | | | | | | | | | | | | | | | | | | | | | | | |
| 49 | RMOORE, GREG | | | | -1 | | | 14:43 | 22 | 00:40 | 00:41 | 02:57 | 11:05 | 2 | | 2 | 2 | | | | | | | | | | | | | | | | | | | | | | | | | | |
| 51 | DIYUTIN, FEDOR | | | | | | | 16:44 | 22 | 00:45 | 03:42 | 03:31 | 09:31 | 2 | 1 | | 5 | | 1 | | | | | | | | | | | | | | | | | | | | | | | | |
| 68 | RJAGR, JAROMIR | 1 | 1 | | -1 | | | 19:46 | 22 | 00:53 | 07:05 | 00:00 | 12:41 | 6 | 2 | 2 | | 2 | | | | | | | | | | | | | | | | | | | | | | | | | |
| 81 | LHOSSA, MARCEL | | | | | 1 | 2 | 09:57 | 19 | 00:31 | 00:02 | 01:40 | 08:15 | 3 | | 1 | 5 | | | | | | | | | | | | | | | | | | | | | | | | | | |
| 82 | CSTRAKA, MARTIN | | | | -2 | | | 21:06 | 25 | 00:50 | 04:54 | 02:38 | 13:34 | 3 | | | 3 | 1 | 2 | 1 | | | | | | | | | | | | | | | | | | | | | | | |
| 30 | GLUNDQVIST, HENRIK | | | | | | | | | | | | | | | | 1 | | | | | | | | | | | | | | | | | | | | | | | | | | |
| 40 | GVALIQUETTE, STEPHEN | | | | | | | | | | | | | | | | | | | | | | | | | | | | | | | | | | | | | | | | | | |
| TEAM TOTALS | | | | | | | | | | | | | | | | | | | | | | 1 | 2 | 3 | -11 | 8 | 22 | | | | | | | 44 | 13 | 16 | 40 | 6 | 4 | 8 | 28 | 32 | 47 |

| PITTSBURGH PENGUINS | | | | | | | | | | | NEW YORK RANGERS | | | | | | | | | | | | | | | | | | | | | | | | | | | | | | | | |
|---------------------|---------------------|---|---|---|-----|----|-----|-------|-----|-------|------------------|-------|-------|-----|----|----|----|----|----|----|----|----|----|----|-----|----|----|--|--|--|--|--|--|----|---|---|----|---|---|----|----|----|----|
| # | NAME | G | A | P | +/- | PN | PIM | TOI | | | | | S | A/B | MS | HT | GV | TK | BS | FW | FL | F% | | | | | | | | | | | | | | | | | | | | | |
| | | | | | | | | TOT | SHF | AVG | PP | SH | | | | | | | | | | | EV | | | | | | | | | | | | | | | | | | | | |
| 4 | DSCUDERI, ROBERT | 1 | 1 | | +1 | | | 18:18 | 24 | 00:45 | 00:08 | 07:27 | 10:43 | 1 | | | | | 3 | | | | | | | | | | | | | | | | | | | | | | | | |
| 5 | DISYDOR, DARRYL | 1 | 1 | | +1 | | | 18:19 | 26 | 00:42 | 01:57 | 03:29 | 12:53 | | 1 | 1 | 1 | | 2 | | | | | | | | | | | | | | | | | | | | | | | | |
| 11 | CSTAAL, JORDAN | | | | | 1 | 2 | 15:27 | 23 | 00:40 | 02:09 | 04:45 | 08:33 | 2 | | 1 | 1 | | 5 | 9 | 36 | | | | | | | | | | | | | | | | | | | | | | |
| 12 | LMALONE, RYAN | | | | | | | 15:06 | 20 | 00:45 | 04:32 | 02:42 | 07:52 | 1 | | 2 | | | | | | | | | | | | | | | | | | | | | | | | | | | |
| 17 | RSYKORA, PETR | 1 | 1 | | | | | 13:03 | 15 | 00:52 | 03:16 | 00:00 | 09:47 | 1 | 1 | | | 1 | | | | | | | | | | | | | | | | | | | | | | | | | |
| 18 | RHALL, ADAM | | | | | 1 | 5 | 13:34 | 19 | 00:42 | 00:08 | 06:59 | 06:27 | 1 | | | 3 | | 1 | 5 | 3 | 63 | | | | | | | | | | | | | | | | | | | | | |
| 19 | DWHITNEY, RYAN | | | | +1 | | | 21:43 | 26 | 00:50 | 05:52 | 03:09 | 12:42 | 1 | | 1 | | 1 | 2 | | | | | | | | | | | | | | | | | | | | | | | | |
| 20 | RIARMSTRONG, COLBY | | | | +2 | | | 15:50 | 22 | 00:43 | 00:00 | 00:52 | 14:58 | 2 | | | 4 | | | | | | | | | | | | | | | | | | | | | | | | | | |
| 25 | CTALBOT, MAXIME | | | | | | | 16:20 | 22 | 00:44 | 00:00 | 04:50 | 11:30 | 1 | | | | 1 | 5 | 6 | 45 | | | | | | | | | | | | | | | | | | | | | | |
| 27 | RLARAQUE, GEORGES | | | | | 1 | 5 | 06:38 | 9 | 00:44 | 00:00 | 00:00 | 06:38 | | | | 1 | | | | | | | | | | | | | | | | | | | | | | | | | | |
| 37 | L RUUTU, JARKKO | | | | | 3 | 6 | 13:21 | 21 | 00:38 | 00:00 | 01:15 | 12:06 | 1 | | | 1 | | | | | | | | | | | | | | | | | | | | | | | | | | |
| 38 | L TAFFE, JEFF | | | | | | | 08:47 | 12 | 00:43 | 01:57 | 00:00 | 06:50 | 2 | | | 2 | | | 1 | 5 | 17 | | | | | | | | | | | | | | | | | | | | | |
| 44 | DORPIK, BROOKS | | | | | | | 17:46 | 20 | 00:53 | 00:00 | 00:02 | 17:44 | | 1 | | 7 | | 1 | 1 | | | | | | | | | | | | | | | | | | | | | | | |
| 48 | CKENNEDY, TYLER | | | | | | | 08:07 | 13 | 00:37 | 00:32 | 00:02 | 07:33 | | | 1 | | | | | | | | | | | | | | | | | | | | | | | | | | | |
| 55 | DGONCHAR, SERGEI | 1 | 1 | 2 | +1 | | | 25:12 | 26 | 00:58 | 05:24 | 07:47 | 12:01 | 2 | | | 1 | 3 | | | | | | | | | | | | | | | | | | | | | | | | | |
| 58 | DLETANG, KRISTOPHER | | 1 | 1 | | 1 | 2 | 19:01 | 22 | 00:51 | 02:55 | 00:02 | 16:04 | 2 | 1 | 1 | 2 | 1 | | 1 | | | | | | | | | | | | | | | | | | | | | | | |
| 71 | CMALKIN, EVGENI | 3 | 3 | | +2 | 2 | 4 | 21:52 | 26 | 00:50 | 05:51 | 00:00 | 16:01 | 4 | 2 | 4 | 2 | 1 | | | | | | | | | | | | | | | | | | | | | | | | | |
| 87 | CCROSBY, SIDNEY | 2 | 2 | | +2 | 1 | 2 | 20:45 | 26 | 00:47 | 05:59 | 00:31 | 14:15 | 5 | | | 1 | 1 | | 1 | 16 | 5 | 76 | | | | | | | | | | | | | | | | | | | | |
| 30 | GSABOURIN, DANY | | | | | | | | | | | | | | | | | | | | | | | | | | | | | | | | | | | | | | | | | | |
| 35 | GCONKLIN, TY | | | | | | | | | | | | | | | | | | | | | | | | | | | | | | | | | | | | | | | | | | |
| TEAM TOTALS | | | | | | | | | | | | | | | | | | | | | | 4 | 7 | 11 | +10 | 10 | 26 | | | | | | | 23 | 8 | 8 | 28 | 8 | 3 | 13 | 32 | 28 | 53 |

G=Goals A=Assists P=Points +/-=Plus/Minus PN=Number of Penalties PIM=Penalty Minutes TOI=Time On Ice SHF=# of Shifts AVG=Average Time/Shift S=Shots on Goal A/B=Attempts Blocked MS=Missed Shots HT=Hits Given GV=Giveaways TK=Takeaways BS=Blocked Shots FW=Faceoffs Won FL=Faceoffs Lost F%=Faceoff Win Percentage PP=Power Play SH=Short Handed EV=Even Strength OT=Overtime TOT=Total

VISITOR

HOME

Game Summary



3



Game
Friday, January 18, 2008
Attendance 17,132 at Mellon Arena
Start 7:37 EST ; End 10:00 EST
Game 0701
Final



0



TAMPA BAY LIGHTNING
Game 47 Away Game 23

PITTSBURGH PENGUINS
Game 46 Home Game 24

SCORING SUMMARY

| G | Per | Time | Str | Team | Goal | Scorer | Assist | Assist | T.B on Ice | PIT on Ice |
|---|-----|-------|-----|------|------|--------------|-------------------|--------------------|------------------------|------------------------|
| 1 | 1 | 4:34 | EV | T.B | 46 | K.WANVIC(1) | 36 A.ROY(1) | 77 C.GRATTON(9) | 38, 39, 40, 46, 55, 77 | 5, 18, 27, 35, 38, 44 |
| 2 | 1 | 10:51 | EV | T.B | 77 | C.GRATTON(7) | 36 A.ROY(2) | 55 S.O'BRIEN(14) | 36, 39, 40, 46, 55, 77 | 12, 17, 25, 35, 44, 58 |
| 3 | 3 | 5:32 | EV | T.B | 36 | A.ROY(4) | 19 B.RICHARDS(26) | 26 M.ST. LOUIS(37) | 3, 19, 26, 36, 37, 40 | 19, 35, 37, 38, 44, 48 |

TAMPA BAY LIGHTNING

PITTSBURGH PENGUINS

PENALTY SUMMARY

| # | Per | Time | Player | PIM | Penalty | # | Per | Time | Player | PIM | Penalty |
|-----------|-----|-------|--------------|-----|--------------------------|-----------|-----|-------|--------------|-----|--------------------------|
| 1 | 1 | 0:56 | 39 M.LUNDIN | 2 | Hooking | 1 | 1 | 7:45 | 11 JUSTIALL | 2 | Tripping |
| 2 | 1 | 7:37 | 54 P.RANGER | 2 | Slashing | 2 | 1 | 13:16 | 55 S.GONCHAR | 2 | Boarding |
| 3 | 2 | 3:38 | TEAM | 2 | Too many men/ice - bench | 3 | 2 | 11:51 | 12 R.MALONE | 2 | Roughing |
| 4 | 2 | 11:51 | 55 S.O'BRIEN | 2 | Closing hand on puck | 4 | 2 | 11:51 | TEAM | 2 | Too many men/ice - bench |
| 5 | 2 | 11:51 | 55 S.O'BRIEN | 2 | Roughing | 5 | 3 | 9:09 | 17 P.SYKORA | 2 | Slashing |
| 6 | 2 | 16:36 | 3 D.JANIK | 2 | Holding | 6 | 3 | 17:22 | TEAM | 2 | Too many men/ice - bench |
| TOT: 6-12 | | | | | | TOT: 6-12 | | | | | |

BY PERIOD

| Per | Goals | Shots | PN | PIM | Per | Goals | Shots | PN | PIM |
|-----|-------|-------|----|-----|-----|-------|-------|----|-----|
| 1 | 2 | 16 | 2 | 4 | 1 | 0 | 10 | 2 | 4 |
| 2 | 0 | 4 | 4 | 8 | 2 | 0 | 10 | 2 | 4 |
| 3 | 1 | 14 | 0 | 0 | 3 | 0 | 7 | 2 | 4 |
| TOT | 3 | 34 | 6 | 12 | TOT | 0 | 27 | 6 | 12 |

POWERPLAYS (Goals-Opp. / Power Play Time)

| 5v4 | 5v3 | 4v3 | TOT | 5v4 | 5v3 | 4v3 | TOT |
|-----------|-----|-----|-----------|-----------|-----|-----|-----------|
| 0-4/06:08 | | | 0-4/06:08 | 0-4/06:08 | | | 0-4/06:08 |

EVEN STRENGTH (Goals-Occurrences / Time)

| 5v5 | 4v4 | 3v3 | TOT | 5v5 | 4v4 | 3v3 | TOT |
|-----------|-----------|-----|-----------|-----------|-----------|-----|-----------|
| 3-8/45:52 | 0-1/01:52 | | 3-9/47:44 | 0-8/45:52 | 0-1/01:52 | | 0-9/47:44 |

GOALTENDER SUMMARY

| TAMPA BAY LIGHTNING | | TOI | | | | GOALS-SHOTS-AGAINST | | | |
|---------------------|-----------------------|-------|-------|-------|-------|---------------------|------|-----|------|
| | | EV | PP | SH | TOT | 1 | 2 | 3 | TOT |
| 31 | G RAMO, KARRI | | | | | | | | |
| 40 | G HOLMQVIST, JOHAN(W) | 47:44 | 06:08 | 06:08 | 60:00 | 0-10 | 0-10 | 0-7 | 0-27 |
| TEAM TOTALS | | 47:44 | 06:08 | 06:08 | 60:00 | 0-10 | 0-10 | 0-7 | 0-27 |

| PITTSBURGH PENGUINS | | TOI | | | | GOALS-SHOTS-AGAINST | | | |
|---------------------|------------------|-------|-------|-------|-------|---------------------|-----|------|------|
| | | EV | PP | SH | TOT | 1 | 2 | 3 | TOT |
| 30 | G SABOURIN, DANY | | | | | | | | |
| 35 | G CONKLIN, TY(L) | 47:44 | 06:08 | 06:08 | 60:00 | 2-16 | 0-4 | 1-14 | 3-34 |
| TEAM TOTALS | | 47:44 | 06:08 | 06:08 | 60:00 | 2-16 | 0-4 | 1-14 | 3-34 |

OFFICIALS

Referee: #34 Brad Meier
#11 Kelly Sutherland
Standby:
Linesman: #95 Jonny Murray
#84 Tony Sericolo
Standby:

3 STARS Picked By: Mellon Arena Media

| Team | Pos | Player |
|--------|-----|----------------|
| 1. T.B | R | 36 A.ROY |
| 2. T.B | G | 40 J.HOLMQVIST |
| 3. T.B | C | 77 C.GRATTON |

25 - 71 - 17
12 - 11 - 20
37 - 38 - 48
37 - 18 - 27
4 55
44 58
5 19
(After 87
out of
game)

VISITOR

HOME

Event Summary



Game
Friday, January 18, 2008
Attendance 17,132 at Mellon Arena
Start 7:37 EST ; End 10:00 EST
Game 0701
Final



TAMPA BAY LIGHTNING
Game 47 Away Game 23

PITTSBURGH PENGUINS
Game 46 Home Game 24

SHOTS SUMMARY (Goals-Shots On Goal)

| TAMPA BAY LIGHTNING | | | | | | | | | | PITTSBURGH PENGUINS | | | | | | | | | |
|---------------------|-----|-----|-----|-----|-----|------|-----|------|-----|---------------------|-----|-----|-----|-----|------|-----|-----|--|--|
| EV | PP | SH | | | TOT | | | | EV | PP | SH | | | TOT | | | | | |
| 3-29 | 0-0 | 0-1 | 0-1 | | | 3-34 | | | | 0-26 | 0-1 | 0-1 | | | 0-27 | | | | |
| 5v5 | 5v4 | 5v3 | 4v5 | 4v4 | 4v3 | 3v5 | 3v4 | 3v3 | 5v5 | 5v4 | 5v3 | 4v5 | 4v4 | 4v3 | 3v5 | 3v4 | 3v3 | | |
| 3-23 | 0-8 | 0-1 | 0-2 | | | | | 0-23 | 0-1 | 0-3 | | | | | | | | | |

FACE-OFF SUMMARY (Face-offs Won-Face-offs Total / Percentage)

| TAMPA BAY LIGHTNING | | | | PITTSBURGH PENGUINS | | | |
|---------------------|---------|---------|-----------|---------------------|---------|---------|-----------|
| EV | PP | SH | TOT | EV | PP | SH | TOT |
| 26-47/60% | 5-6/83% | 3-7/43% | 36-60/60% | 19-47/40% | 4-7/57% | 1-6/17% | 24-60/40% |

TEAM SUMMARY

| TAMPA BAY LIGHTNING | | | | | | | | | | PITTSBURGH PENGUINS | | | | | | | | | | | | |
|---------------------|----------------------|---|----|----|-----|-----|-------|-----|-------|---------------------|-------|-------|-----|----|----|----|----|----|----|----|----|----|
| G | A | P | +/ | PN | PIM | TOT | SHF | AVG | PP | SH | EV | S | A/B | MS | HT | GV | TK | BS | FW | FL | F% | |
| 3 | D JANIK, DOUG | | | +1 | 1 | 2 | 11:22 | 15 | 00:45 | 00:00 | 00:00 | 11:22 | | | 2 | | | | | | | |
| 4 | C LECAVAIER, VINCENT | | | | | | 23:29 | 20 | 01:01 | 04:06 | 02:24 | 16:59 | 4 | | | 2 | | | 1 | 15 | 12 | 56 |
| 16 | R WARD, JASON | | | | | | 17:55 | 21 | 00:51 | 01:54 | 02:39 | 13:22 | 1 | 2 | | | | | 1 | | | |
| 17 | HLAVAC, JIAN | | | | | | 16:02 | 19 | 00:50 | 02:02 | 00:00 | 14:00 | 2 | | | 2 | | | | | | |
| 19 | C RICHARDS, BRAD | 1 | 1 | +1 | | | 22:52 | 24 | 00:57 | 05:05 | 03:09 | 14:38 | 6 | | | | | | 12 | 6 | 67 | |
| 20 | C PROSPAL, VACLAV | | | | | | 13:21 | 20 | 00:55 | 03:49 | 00:00 | 14:32 | 1 | | | | | | 3 | 11 | 1 | 50 |
| 21 | L DANCHE, MATHIEU | | | | | | 08:25 | 8 | 01:03 | 00:00 | 01:05 | 07:20 | 1 | | | 1 | | | 2 | | | |
| 26 | R ST LOUIS, MARTIN | 1 | 1 | +1 | | | 23:26 | 25 | 00:56 | 04:14 | 02:10 | 17:02 | 5 | 1 | 1 | | | | | | | |
| 29 | C MACDONALD, CRAIG | | | | | | 07:51 | 8 | 00:58 | 00:00 | 00:49 | 07:02 | 2 | | | 1 | 1 | | | 0 | 1 | 0 |
| 36 | R ROY, ANDRE | 1 | 2 | +3 | | | 09:34 | 14 | 00:41 | 00:00 | 00:00 | 09:34 | 1 | 2 | | | | | | | | |
| 37 | D LUKOWICH, BRAD | | | +1 | | | 17:38 | 24 | 00:44 | 01:03 | 02:37 | 13:58 | 1 | | | 2 | 1 | | 2 | | | |
| 39 | D LUNDIN, MIKE | | | +2 | | 2 | 16:45 | 20 | 00:50 | 00:08 | 00:00 | 16:37 | 1 | 1 | | | | | | | | |
| 46 | R IWANVIG, KYLE | 1 | 1 | +2 | | | 09:46 | 14 | 00:41 | 00:00 | 00:00 | 09:46 | 1 | 1 | | 2 | 1 | | 1 | | | |
| 54 | D RANGER, PAUL | | | | | 2 | 24:36 | 32 | 00:46 | 03:03 | 03:25 | 18:08 | 2 | | | 1 | 2 | | | | | |
| 55 | D O'BRIEN, SHANE | | | +2 | | 4 | 20:59 | 25 | 00:50 | 00:55 | 03:01 | 17:03 | 1 | 1 | | 3 | | | 2 | | | |
| 74 | D KUBA, JERIP | | | | | | 24:44 | 30 | 00:49 | 03:14 | 03:13 | 18:17 | 1 | | | | | | | | | |
| 74 | C TARNASKY, NICK | | | | | | 06:45 | 8 | 00:50 | 00:00 | 00:00 | 06:45 | 1 | | | 3 | | | | | | |
| 77 | C GRATTON, CHRIS | 1 | 1 | +2 | | | 11:30 | 16 | 00:43 | 01:07 | 00:00 | 10:23 | 6 | | | 1 | | | 3 | 4 | 67 | |
| 31 | G RAMO, KARRI | | | | | | | | | | | | | | | | | | | | | |
| 40 | G HOLMQVIST, JOHAN | | | | | | | | | | | | | | | | | | | | | |
| | TEAM PENALTY | | | | | 1 | 2 | | | | | | | | | | | | | | | |
| | TEAM TOTALS | 3 | 6 | 9 | +15 | 6 | 12 | | | | | | 34 | 8 | 14 | 18 | 6 | 0 | 13 | 36 | 24 | 60 |

| PITTSBURGH PENGUINS | | | | | | | | | | TAMPA BAY LIGHTNING | | | | | | | | | | | | |
|---------------------|----------------------|---|----|----|-----|-----|-------|-----|-------|---------------------|-------|-------|-----|----|----|----|----|----|----|----|----|----|
| G | A | P | +/ | PN | PIM | TOT | SHF | AVG | PP | SH | EV | S | A/B | MS | HT | GV | TK | BS | FW | FL | F% | |
| 4 | D SCUDERI, ROBERT | | | | | | 18:26 | 24 | 00:46 | 00:00 | 02:57 | 15:29 | 2 | | | 1 | | | 1 | | | |
| 5 | D SYDOR, DARRYL | | | -1 | | | 22:22 | 26 | 00:51 | 01:44 | 02:48 | 17:50 | 1 | 3 | 3 | | | | | | | |
| 11 | C STAAL, JORDAN | | | | 1 | 2 | 16:52 | 26 | 00:38 | 02:35 | 02:00 | 12:17 | 2 | | | 5 | 1 | 1 | 2 | 7 | 12 | 37 |
| 12 | B MALONEY, RYAN | | | -1 | | 2 | 16:33 | 24 | 00:41 | 03:43 | 02:05 | 10:45 | 1 | | | | | | | | | 30 |
| 17 | R SYKORA, PETR | | | -1 | 1 | 2 | 20:20 | 25 | 00:48 | 03:37 | 00:00 | 16:43 | 2 | | | 1 | 1 | | 1 | | | |
| 18 | R HALL, ADAM | | | | | | 09:26 | 13 | 00:43 | 00:00 | 01:24 | 08:02 | | | | | | | | | | |
| 19 | D WHITNEY, RYAN | | | -1 | | | 21:40 | 24 | 00:54 | 04:24 | 03:11 | 14:05 | 2 | 1 | | | 2 | | 1 | | | 25 |
| 20 | R ARMSTRONG, COLBY | | | | | | 15:56 | 21 | 00:45 | 00:00 | 02:03 | 13:53 | 3 | 1 | 2 | 1 | | | 0 | 11 | 20 | |
| 25 | C TALBOT, MAXIME | | | -1 | | | 17:42 | 23 | 00:46 | 00:00 | 02:05 | 15:37 | 1 | | | | 2 | | 2 | 2 | 50 | |
| 27 | R ZARAUQUE, GEORGES | | | -1 | | | 09:28 | 12 | 00:47 | 00:27 | 00:00 | 09:01 | | | | 1 | 3 | | | | | |
| 37 | L RUUTU, JARKKO | | | -1 | | | 12:51 | 17 | 00:45 | 00:00 | 01:31 | 11:20 | | 1 | | 1 | 1 | | | | | |
| 38 | L TAFRE, JEFF | | | -2 | | | 14:00 | 17 | 00:49 | 02:30 | 00:00 | 11:30 | 1 | | | | 1 | | | 3 | 5 | 36 |
| 44 | D ORPIK, BROOKS | | | -3 | | | 18:55 | 19 | 00:59 | 00:00 | 00:53 | 18:02 | 1 | 2 | 1 | 2 | | | 2 | | | |
| 48 | C KENNEDY, TYLER | | | | | | 10:44 | 14 | 00:46 | 01:02 | 00:00 | 09:42 | 4 | | | | | | | | | |
| 55 | D GONCHAR, SERGEI | | | | 1 | 2 | 23:31 | 27 | 00:52 | 04:24 | 02:27 | 16:40 | 1 | 4 | 2 | | 1 | | 1 | | | |
| 58 | D LETANG, KRISTOPHER | | | -1 | | | 15:12 | 15 | 01:00 | 01:44 | 00:00 | 13:28 | 1 | 1 | 1 | 2 | | | | | | |
| 71 | C MALKIN, EVGENI | | | | | | 23:35 | 27 | 00:52 | 03:26 | 01:08 | 19:01 | 5 | | | 2 | 1 | 2 | | 8 | 11 | 42 |
| 87 | C GROSBY, SIDNEY | | | | | | 04:27 | 4 | 01:06 | 01:04 | 00:00 | 03:23 | 1 | | | | | | | | | 75 |
| 30 | G SABOURIN, DANY | | | | | | | | | | | | | | | | | | | | | |
| 35 | G CONKIN, TY | | | | | | | | | | | | | | | | | | | | | |
| | TEAM PENALTY | | | | | 2 | 4 | | | | | | | | | | | | | | | |
| | TEAM TOTALS | 0 | 0 | 0 | -15 | 6 | 12 | | | | | | 27 | 13 | 13 | 22 | 9 | 2 | 8 | 24 | 36 | 40 |

G=Goals A=Assists P=Points +/-Plus/Minus PN=Number of Penalties PIM=Penalty Minutes TOI=Time On Ice SHF=# of Shifts AVG=Average Time/Shift S=Shots on Goal A/B=Attempts Blocked MS=Missed Shots HT=Hits Given GV=Giveaways TK=Takeaways BS=Blocked Shots FW=Faceoffs Won FL=Faceoffs Lost F%=Faceoff Win Percentage PP=Power Play SH=Short Handed EV=Even Strength OT=Overtime TOT=Total

VISITOR

Sommaire du Match
Game Summary

HOME



2



0



Game
Saturday, January 19, 2008
Ass./Aff. 21,273 @ Centre Bell
Début/Start 7:11 EST; Fin/End 9:32 EST
Match/Game 0708
Final

PITTSBURGH PENGUINS
Match/Game 47 Étr./Away 23

CANADIENS MONTREAL
Match/Game 47 Dom./Home 21

SOMMAIRE / SCORING SUMMARY

| B/G | Per | Temps Time | Sit Str | Club Team | But/Goal Scorer | Aide/Assist | Aide/Assist | PIT on Ice | MTL on Ice |
|-----|-----|------------|---------|-----------|-----------------|-----------------|---------------|-----------------------|------------------------|
| 1 | 1 | 6:14 | EV | PIT | 38 J.TAFFE(2) | 27 G.LARAQUE(7) | 37 J.RUUTU(5) | 5, 19, 27, 30, 37, 38 | 6, 25, 32, 39, 40, 44 |
| 2 | 3 | 19:47 | EV-EN | PIT | 71 E.MALKIN(24) | 17 P.SYKORA(15) | | 4, 12, 17, 30, 55, 71 | 11, 14, 21, 27, 32, 79 |

PITTSBURGH PENGUINS

CANADIENS MONTREAL

PÉNALTÉS / PENALTY SUMMARY

| # Per | Temps Time | Joueur/Player | MIN PIM | Punition/Penalty | # Per | Temps Time | Joueur/Player | MIN PIM | Punition/Penalty | |
|---------|------------|---------------|---------|------------------|---------|------------|---------------|------------|------------------|-------------------------|
| 1 | 1 | 1:55 | 27 | G.LARAQUE | 2 | 1:05 | 44 | R.HAMRLIK | 2 | Interference |
| 2 | 2 | 11:24 | 16 | E.CHRISTENSEN | 2 | 15:15 | 32 | M.STREIT | 2 | Holding |
| 3 | 2 | 15:15 | 37 | J.RUUTU | 2 | 19:06 | 14 | T.PLEKANEC | 2 | Unsportsmanlike conduct |
| TOT 3-6 | | | | | TOT 4-8 | | | | | |

BY PERIOD

| Per | Buts/Goals | Lanc./Shots | Pun/PN | MIN/PIM | Per | Buts/Goals | Lanc./Shots | Pun/PN | MIN/PIM |
|-----|------------|-------------|--------|---------|-----|------------|-------------|--------|---------|
| 1 | 1 | 6 | 1 | 2 | 1 | 0 | 9 | 0 | 0 |
| 2 | 0 | 9 | 2 | 4 | 2 | 0 | 17 | 3 | 6 |
| 3 | 1 | 11 | 0 | 0 | 3 | 0 | 5 | 1 | 2 |
| TOT | 2 | 26 | 3 | 6 | TOT | 0 | 31 | 4 | 8 |

AVANTAGE NUMÉRIQUE (Buts-Opp./Temps) / POWER PLAYS (Goals-Opp. / Power Play Time)

| 5v4 | 5v3 | 4v3 | TOT | 5v4 | 5v3 | 4v3 | TOT |
|-----------|-----|-----|-----------|-----------|-----|-----|-----------|
| 0-3/06:00 | | | 0-3/06:00 | 0-2/04:00 | | | 0-2/04:00 |

FORCES ÉGALES (Buts-Occ./Temps) / EVEN STRENGTH (Goals-Occurrences / Time)

| 5v5 | 4v4 | 3v3 | TOT | 5v5 | 4v4 | 3v3 | TOT |
|-----------|-----------|-----|-----------|-----------|-----------|-----|-----------|
| 2-7/48:00 | 0-1/02:00 | | 2-8/50:00 | 0-7/48:00 | 0-1/02:00 | | 0-8/50:00 |

GARDIENS / GOALTENDER SUMMARY

| PITTSBURGH PENGUINS | | TOI | | | | BUTS-LANCERS GOALS-SHOTS AGAINST | | | |
|---------------------|----------------------|-------|-------|-------|-------|----------------------------------|------|-----|------|
| | | FÉ/ÉV | AN/PP | DN/SH | TOT | 1 | 2 | 3 | TOT |
| 30 | G SABOURIN, DANY (W) | 50:00 | 06:00 | 04:00 | 60:00 | 0-9 | 0-17 | 0-5 | 0-31 |
| 35 | G CONKLIN, TY | | | | | | | | |
| TEAM TOTALS | | 50:00 | 06:00 | 04:00 | 60:00 | 0-9 | 0-17 | 0-5 | 0-31 |

| CANADIENS MONTREAL | | TOI | | | | BUTS-LANCERS GOALS-SHOTS AGAINST | | | |
|--------------------|-----------------------|-------|-------|-------|-------|----------------------------------|-----|------|------|
| | | FÉ/ÉV | AN/PP | DN/SH | TOT | 1 | 2 | 3 | TOT |
| 39 | G HUET, CRISTOBAL (L) | 48:49 | 04:00 | 06:00 | 58:49 | 1-6 | 0-9 | 0-10 | 1-25 |
| 41 | G HALAK, JAROSLAV | | | | | | | | |
| EMPTY NET | | 01:11 | 00:00 | 00:00 | 01:11 | | | 1-1 | 1-1 |
| TEAM TOTALS | | 50:00 | 04:00 | 06:00 | 60:00 | 1-6 | 0-9 | 1-11 | 2-26 |

OFFICIELS / OFFICIALS

Arbitre/Referee
#29 Ian Walsh
#42 Dan O'Rourke
Standby

JL/Linesman
#93 Brian Murphy
#92 Mark Shewchyk
Standby

3 ÉTOILES / 3 STARS Par/By: Montreal Media

- PIT G 30 D.SABOURIN
- MTL G 39 C.HUET
- MTL D 8 M.KOMISAREK

25 11 20 44 58
12 71 17 4 55
37 16 18 5 19
33 38 27

VISITOR

Sommaire du Match
Event Summary

HOME



PITTSBURGH PENGUINS
Match/Game 47 Étr./Away 23

Game
Saturday, January 19, 2008
Ass./Att. 21,273 @ Centre Bell
Début/Start 7:11 EST; Fin/End 9:32 EST
Match/Game 0708
Final



CANADIENS MONTREAL
Match/Game 47 Dom./Home 21

LANCERS (Buts-Lancers) / SHOTS SUMMARY (Goals-Shots On Goal)

| PITTSBURGH PENGUINS | | | | | | | CANADIENS MONTREAL | | | | | | |
|---------------------|-------|-----|-------|-----|------|-----|--------------------|-------|-----|-------|-----|------|-----|
| FÉ/ÉV | AN/PP | | DN/SH | | TOT | | FÉ/ÉV | AN/PP | | DN/SH | | TOT | |
| 2-21 | 0-5 | | | | 2-26 | | 0-28 | 0-2 | | 0-1 | | 0-31 | |
| 5v5 | 5v4 | 5v3 | 4v5 | 4v4 | 4v3 | 3v5 | 5v5 | 5v4 | 5v3 | 4v5 | 4v4 | 4v3 | 3v5 |
| 2-20 | 0-5 | | 0-1 | | | | 0-27 | 0-2 | | 0-1 | | 0-1 | |

MISES EN JEU (Gagnées-Tot/%) / FACE-OFF SUMMARY (Face-offs Won-Face-offs Total / Percentage)

| FÉ/ÉV | AN/PP | | DN/SH | | TOT | | FÉ/ÉV | AN/PP | | DN/SH | | TOT | |
|-----------|---------|--|---------|--|-----------|--|-----------|---------|--|---------|--|-----------|--|
| 20-43/47% | 3-7/43% | | 1-3/33% | | 24-53/45% | | 23-43/53% | 2-3/67% | | 4-7/57% | | 29-53/55% | |

ÉQUIPE / TEAM SUMMARY

| PITTSBURGH PENGUINS | | B | G | A | P | + | - | PUN | MIN | TEMPS/TOI | | | | | LANC. | TENT/BL | LR | MÉ | R | PP | LB | MGM | MOM | % | | |
|---------------------|---|---|---|---|----|---|---|-----|-----|-----------|----|-------|-------|-------|-------|---------|-----|----|----|----|----|-----|-----|----|-----|----|
| | | | | | | | | PN | PIM | TOT | PR | MOY | AN/PP | DN/SH | FÉ/ÉV | S | A/B | MS | HT | GV | TK | BS | FW | FL | F% | |
| 4 | D | | | | | | | | | 20:44 | 28 | 00:44 | 00:08 | 01:22 | 19:14 | | 1 | | | | | | | | | |
| 5 | D | | | | | | | | | 21:45 | 27 | 00:48 | 00:42 | 02:32 | 18:31 | 1 | | | | | | | | | | |
| 11 | C | | | | | | | | | 20:16 | 27 | 00:45 | 00:52 | 02:13 | 17:11 | 1 | 1 | 2 | 2 | 1 | 1 | 5 | 7 | 42 | | |
| 12 | L | | | | | | | | | 22:03 | 30 | 00:44 | 03:40 | 01:23 | 17:00 | 2 | | | | | | | | | | |
| 16 | C | | | | | | | 1 | 2 | 14:15 | 22 | 00:38 | 01:29 | 00:00 | 12:46 | 4 | 1 | | | | | | 7 | 4 | 64 | |
| 17 | R | | | | | | | | | 20:11 | 26 | 00:46 | 02:57 | 00:00 | 17:14 | 4 | 3 | | | | | | 1 | 0 | 100 | |
| 18 | R | | | | | | | | | 05:49 | 9 | 00:38 | 00:00 | 01:28 | 04:21 | 1 | | | | | | | 1 | 2 | 50 | |
| 19 | D | | | | | | | | | 24:41 | 31 | 00:47 | 04:07 | 01:04 | 19:30 | 4 | | | | | | | | | | |
| 20 | R | | | | | | | | | 02:14 | 4 | 00:33 | 00:00 | 00:00 | 02:14 | | | | | | | | | | | |
| 25 | C | | | | | | | | | 20:13 | 27 | 00:44 | 01:11 | 01:54 | 17:08 | | 1 | | | | | | 2 | 2 | 50 | |
| 27 | R | | | | | | | 1 | 2 | 13:48 | 21 | 00:39 | 01:23 | 00:00 | 12:25 | | | | | | | | | | | |
| 33 | C | | | | | | | | | 07:45 | 11 | 00:42 | 00:00 | 00:00 | 07:45 | 2 | 1 | | | | | | 1 | 0 | 100 | |
| 37 | L | | | | | | | | | 14:52 | 21 | 00:42 | 00:08 | 00:43 | 14:01 | | 1 | | | | | | | | | |
| 38 | L | | | | | | | | | 09:37 | 14 | 00:41 | 01:40 | 00:00 | 07:57 | 2 | | | | | | | | 0 | 2 | 0 |
| 44 | D | | | | | | | | | 10:52 | 13 | 00:50 | 00:08 | 00:06 | 10:38 | | 1 | | | | | | 1 | | | |
| 55 | D | | | | | | | | | 28:41 | 33 | 00:52 | 04:32 | 02:56 | 21:13 | 2 | 3 | | | | | | | | | |
| 58 | D | | | | | | | | | 13:17 | 16 | 00:49 | 02:23 | 00:00 | 10:54 | | | | | | | | 2 | | | |
| 71 | C | | | | | | | | | 22:57 | 29 | 00:47 | 04:40 | 00:19 | 17:58 | 3 | 2 | 2 | 1 | | | 1 | 1 | 6 | 12 | 33 |
| 30 | G | | | | | | | | | | | | | | | | | | | | | | | | | |
| 35 | G | | | | | | | | | | | | | | | | | | | | | | | | | |
| TEAM TOTALS | | 2 | 3 | 5 | 10 | | | 3 | 6 | | | | | | | 26 | 15 | 9 | 21 | 10 | 2 | 13 | 24 | 29 | 45 | |


| CANADIENS MONTREAL | | B | G | A | P | + | - | PUN | MIN | TEMPS/TOI | | | | | LANC. | TENT/BL | LR | MÉ | R | PP | LB | MGM | MOM | % | |
|--------------------|---|---|---|---|----|---|---|-----|-----|-----------|----|-------|-------|-------|-------|---------|-----|----|----|----|----|-----|-----|----|-----|
| | | | | | | | | PN | PIM | TOT | PR | MOY | AN/PP | DN/SH | FÉ/ÉV | S | A/B | MS | HT | GV | TK | BS | FW | FL | F% |
| 6 | R | | | | | | | | | 11:32 | 16 | 00:43 | 00:00 | 02:06 | 09:26 | | | | | | | | | | |
| 8 | D | | | | | | | | | 21:16 | 28 | 00:45 | 00:00 | 04:13 | 17:03 | 4 | | | | | | | | | |
| 11 | C | | | | | | | | | 20:25 | 24 | 00:51 | 02:56 | 02:27 | 15:02 | 1 | 1 | | | | | | 10 | 10 | 50 |
| 14 | C | | | | | | | 1 | 2 | 18:58 | 23 | 00:49 | 01:04 | 01:19 | 16:35 | 3 | 1 | | | | | | 7 | 6 | 54 |
| 20 | C | | | | | | | | | 08:42 | 13 | 00:40 | 00:00 | 00:08 | 08:34 | 1 | | | | | | | 1 | 4 | 44 |
| 21 | L | | | | | | | | | 19:05 | 24 | 00:47 | 02:24 | 02:27 | 14:14 | 5 | | | | | | | | | |
| 25 | D | | | | | | | 1 | 2 | 07:21 | 12 | 00:36 | 00:00 | 00:08 | 07:13 | 2 | 1 | | | | | | | | |
| 26 | D | | | | | | | | | 18:48 | 24 | 00:47 | 00:00 | 00:54 | 17:54 | 2 | | | | | | | | | |
| 27 | R | | | | | | | | | 20:46 | 22 | 00:56 | 01:36 | 01:19 | 17:51 | 4 | 1 | 1 | 2 | 1 | 1 | 1 | 2 | 0 | 100 |
| 32 | D | | | | | | | | | 18:31 | 23 | 00:48 | 03:17 | 00:11 | 15:03 | 1 | 3 | | | | | | | | |
| 40 | C | | | | | | | | | 11:16 | 16 | 00:42 | 00:00 | 02:06 | 09:10 | 1 | | | | | | | 4 | 1 | 1 |
| 44 | D | | | | | | | | | 20:42 | 30 | 00:41 | 01:02 | 00:59 | 18:41 | 1 | 2 | 3 | 3 | 2 | | | 2 | | 67 |
| 46 | L | | | | | | | | | 19:25 | 20 | 00:58 | 01:36 | 00:00 | 17:49 | 2 | | | | | | | | | |
| 51 | D | | | | | | | | | 14:41 | 17 | 00:51 | 00:00 | 01:48 | 12:53 | | | | | | | | | 5 | |
| 73 | R | | | | | | | | | 09:25 | 13 | 00:43 | 00:43 | 00:00 | 08:42 | | | | | | | | | | |
| 74 | L | | | | | | | | | 14:56 | 18 | 00:49 | 00:43 | 00:00 | 14:13 | 1 | 1 | | | | | | 2 | 2 | |
| 79 | D | | | | | | | | | 25:15 | 32 | 00:47 | 02:58 | 03:55 | 18:22 | 3 | 2 | | | | | | 2 | 2 | 1 |
| 84 | R | | | | | | | | | 12:07 | 16 | 00:45 | 01:41 | 00:00 | 10:26 | | | | | | | | | | |
| 39 | G | | | | | | | | | | | | | | | | | | | | | | | | |
| 41 | G | | | | | | | | | | | | | | | | | | | | | | | | |
| TEAM TOTALS | | 0 | 0 | 0 | 11 | | | 4 | 8 | | | | | | | 31 | 13 | 10 | 40 | 11 | 11 | 15 | 29 | 24 | 55 |

G=Goals A=Assists P=Points +/-Plus/Minus PN=Number of Penalties PIM=Penalty Minutes TOI=Time On Ice SHF=# of Shifts AVG=Average Time/Shift S=Shots on Goal A/B=Attempts Blocked MS=Missed Shots HT=Hits Given GV=Giveaways TK=Takeaways BS=Blocked Shots FW=Faceoffs Won FL=Faceoffs Lost F%=Faceoff Win Percentage PP=Power Play SH=Short Handed EV=Even Strength OT=Overtime TOT=Total

VISITOR

HOME

Shootout Summary



WASHINGTON CAPITALS
Game 48 Away Game 24

Game
Monday, January 21, 2008
Attendance 17,050 at Mellon Arena
Start 7:39 EST ; End 10:25 EST
Game 0725
Final



PITTSBURGH PENGUINS
Game 48 Home Game 25

Shootout Summary

| Team | G | S | M | P |
|------|---|---|---|---|
| WSH | 2 | 3 | 0 | 0 |
| PIT | 1 | 1 | 2 | 0 |

Determining Goal: 28 A.SEMIN (Attempt #3/#6 - Team/Overall)

Shootout Order / Result

| # | Team | Pos | Shooter | Goaltender | Result | Shot Type | Score(V-H) |
|---|------|-----|------------------|--------------|-------------------|-----------|------------|
| 1 | PIT | C | 16 E.CHRISTENSEN | 37 O.KOLZIG | M Wide of Net | Wrist | 0-0 |
| 2 | WSH | C | 25 V.KOZLOV | 35 T.CONKLIN | S | Wrist | 0-0 |
| 3 | PIT | D | 58 K.LETANG | 37 O.KOLZIG | M Hit Crossbar | Backhand | 0-0 |
| 4 | WSH | L | 8 A.OVECHKIN | 35 T.CONKLIN | G | Backhand | 1-0 |
| 5 | PIT | L | 37 J.RUUTU | 37 O.KOLZIG | G | Backhand | 1-1 |
| 6 | WSH | L | 28 A.SEMIN | 35 T.CONKLIN | G | Backhand | 2-1 |

Result Key: G=Goal, M=Missed Shot, S=Shot, P=Penalty.




Figure 1: [Illegible text]




Figure 2: [Illegible text]




Figure 3: [Illegible text]



VISITOR

HOME

Game Summary



6



Game
Monday, January 21, 2008
Attendance 17,050 at Mellon Arena
Start 7:39 EST ; End 10:25 EST
Game 0725
Final



5



WASHINGTON CAPITALS
Game 48 Away Game 24

PITTSBURGH PENGUINS
Game 48 Home Game 25

SCORING SUMMARY

| G | Per | Time | Str | Team | Goal Scorer | Assist | Assist | WSH on Ice | PIT on Ice |
|----|-----|-------|-----|------|---------------------|----------------------|---------------------|------------------------|------------------------|
| 1 | 1 | 4:30 | EV | PIT | 25 M.TALBOT(8) | 11 J.STAAL(9) | 16 E.CHRISTENSEN(8) | 3, 8, 19, 25, 37, 52 | 4, 11, 16, 25, 30, 55 |
| 2 | 1 | 10:43 | EV | WSH | 43 T.FLEISCHMANN(6) | 15 B.GORDON(9) | 28 A.SEMIN(8) | 3, 15, 28, 37, 43, 52 | 30, 34, 39, 44, 47, 58 |
| 3 | 1 | 16:04 | EV | WSH | 25 V.KOZLOV(7) | 8 A.OVECHKIN(24) | 19 N.BACKSTROM(28) | 3, 8, 19, 25, 37, 52 | 4, 11, 16, 25, 30, 55 |
| 4 | 1 | 16:49 | EV | PIT | 71 E.MALKIN(25) | 12 R.MALONE(9) | 19 N.BACKSTROM(29) | 15, 28, 37, 43, 44, 52 | 5, 12, 17, 19, 30, 71 |
| 5 | 2 | 1:48 | PP | WSH | 8 A.OVECHKIN(37) | 43 T.FLEISCHMANN(12) | 55 S.GONCHAR(29) | 8, 19, 28, 37, 43, 52 | 4, 11, 12, 30, 55 |
| 6 | 2 | 3:34 | PP | PIT | 71 E.MALKIN(26) | 12 R.MALONE(10) | 55 S.GONCHAR(30) | 3, 4, 37, 39, 53 | 12, 17, 19, 30, 55, 71 |
| 7 | 2 | 6:13 | PP | PIT | 17 P.SYKORA(14) | 19 R.WHITNEY(14) | 55 S.GONCHAR(30) | 15, 21, 23, 37, 55 | 12, 17, 19, 30, 55, 71 |
| 8 | 2 | 7:58 | EV | WSH | 8 A.OVECHKIN(38) | 19 N.BACKSTROM(30) | 23 M.JURCINA(4) | 8, 19, 23, 25, 37, 55 | 5, 12, 17, 19, 30, 71 |
| 9 | 3 | 5:04 | PP | PIT | 12 R.MALONE(11) | 55 S.GONCHAR(31) | 71 E.MALKIN(30) | 23, 37, 39, 53, 55 | 12, 17, 19, 35, 55, 71 |
| 10 | 3 | 15:29 | PP | WSH | 25 V.KOZLOV(8) | 18 M.PETTINGER(4) | 19 N.BACKSTROM(31) | 8, 18, 19, 25, 37, 52 | 5, 19, 35, 37, 71 |
| 11 | SO | | | WSH | 28 A.SEMIN | | | | |

Ovechkin on Malkin 19:46

WASHINGTON CAPITALS

PITTSBURGH PENGUINS

PENALTY SUMMARY

| # | Per | Time | Player | PIM | Penalty |
|---|-----|-------|----------------|-----|--------------|
| 1 | 1 | 5:36 | 28 A.SEMIN | 2 | Hooking |
| 2 | 1 | 13:26 | 19 N.BACKSTROM | 2 | Hooking |
| 3 | 2 | 3:18 | 21 B.LAICH | 2 | Hooking |
| 4 | 2 | 5:55 | 28 A.SEMIN | 2 | Hi-sticking |
| 5 | 2 | 15:55 | 52 M.GREEN | 2 | Interference |
| 6 | 3 | 4:44 | 10 M.BRADLEY | 2 | Hooking |
| 7 | OT | 1:01 | 3 T.POTI | 2 | Slashing |
| 8 | OT | 1:54 | 4 J.ERSKINE | 2 | Hooking |
| | | | | | TOT 8-16 |

| # | Per | Time | Player | PIM | Penalty |
|---|-----|-------|--------------|-----|-------------------------|
| 1 | 1 | 20:00 | 37 J.RUUTU | 2 | Unsportsmanlike conduct |
| 2 | 2 | 11:44 | 4 R.SCUDERI | 2 | Hooking |
| 3 | 2 | 15:28 | 19 R.WHITNEY | 2 | Hooking |
| 4 | 3 | 6:38 | 71 E.MALKIN | 2 | Tripping |
| 5 | 3 | 9:09 | 35 T.CONKLIN | 2 | Delay of game |
| 6 | 3 | 13:50 | 11 J.STAAL | 2 | Holding the stick |
| | | | | | TOT 6-12 |

BY PERIOD

| Per | Goals | Shots | PN | PIM |
|-----|-------|-------|----|-----|
| 1 | 2 | 9 | 2 | 4 |
| 2 | 2 | 10 | 3 | 6 |
| 3 | 1 | 11 | 1 | 2 |
| OT | 0 | 0 | 2 | 4 |
| TOT | 5 | 30 | 8 | 16 |

| Per | Goals | Shots | PN | PIM |
|-----|-------|-------|----|-----|
| 1 | 2 | 6 | 1 | 2 |
| 2 | 2 | 5 | 2 | 4 |
| 3 | 1 | 3 | 3 | 6 |
| OT | 0 | 1 | 0 | 0 |
| TOT | 5 | 15 | 6 | 12 |

POWERPLAYS (Goals-Opp. / Power Play Time)

| 5v4 | 5v3 | 4v3 | TOT |
|-----------|-----|-----|-----------|
| 2-6/09:54 | | | 2-6/09:54 |

| 5v4 | 5v3 | 4v3 | TOT |
|-----------|-----------|-----------|-----------|
| 3-6/05:21 | 0-1/01:07 | 0-1/01:46 | 3-8/08:14 |

EVEN STRENGTH (Goals-Occurrences / Time)

| 5v5 | 4v4 | 3v3 | TOT |
|------------|-----------|-----|------------|
| 3-12/43:12 | 0-3/03:40 | | 3-15/46:52 |

| 5v5 | 4v4 | 3v3 | TOT |
|------------|-----------|-----|------------|
| 2-12/43:12 | 0-3/03:40 | | 2-15/46:52 |

GOALTENDER SUMMARY


| WASHINGTON CAPITALS | | | TOI | | | | GOALS-SHOTS AGAINST | | | | |
|---------------------|---|------------------|-------|-------|-------|-------|---------------------|-----|-----|-----|------|
| | | | EV | PP | SH | TOT | 1 | 2 | 3 | OT | TOT |
| 1 | G | JOHNSON, BRENT | | | | | | | | | |
| 37 | G | KOLZIG, OLAF (W) | 46:45 | 09:54 | 08:14 | 64:53 | 2-6 | 2-5 | 1-3 | 0-1 | 5-15 |
| | | EMPTY NET | 00:07 | 00:00 | 00:00 | 00:07 | | | | | |
| TEAM TOTALS | | | 46:52 | 09:54 | 08:14 | 65:00 | 2-6 | 2-5 | 1-3 | 0-1 | 5-15 |

| PITTSBURGH PENGUINS | | | TOI | | | | GOALS-SHOTS AGAINST | | | | |
|---------------------|---|------------------|-------|-------|-------|-------|---------------------|------|------|----|------|
| | | | EV | PP | SH | TOT | 1 | 2 | 3 | OT | TOT |
| 30 | G | SABOURIN, DANY | 21:20 | 04:34 | 01:48 | 27:42 | 2-9 | 2-4 | | | 4-13 |
| 35 | G | CONKLIN, TY (OT) | 25:16 | 03:15 | 08:06 | 36:37 | | 0-6 | 1-11 | | 1-17 |
| | | EMPTY NET | 00:16 | 00:25 | 00:00 | 00:41 | | | | | |
| TEAM TOTALS | | | 46:52 | 08:14 | 09:54 | 65:00 | 2-9 | 2-10 | 1-11 | | 5-30 |

VISITOR

HOME

Event Summary



6



Game
Monday, January 21, 2008
Attendance 17,050 at Mellon Arena
Start 7:39 EST ; End 10:25 EST
Game 0725
Final



5



WASHINGTON CAPITALS
Game 48 Away Game 24

PITTSBURGH PENGUINS
Game 48 Home Game 25

SHOTS SUMMARY (Goals-Shots On Goal)

| EV | | | | PP | | | | SH | | | | TOT | | | | | | | | | | | | | | | |
|------|-----|-----|-----|-----|-----|-----|-----|-----|--|--|--|------|-----|-----|-----|-----|-----|-----|-----|------|--|--|--|-----|--|--|--|
| 3-24 | | | | 2-6 | | | | | | | | 5-30 | | | | | | | | | | | | | | | |
| 5v5 | 5v4 | 5v3 | 4v5 | 4v4 | 4v3 | 3v5 | 3v4 | 3v3 | | | | 5v5 | 5v4 | 5v3 | 4v5 | 4v4 | 4v3 | 3v5 | 3v4 | 3v3 | | | | | | | |
| 3-24 | | | | 2-6 | | | | | | | | 2-10 | | | | 3-5 | | | | 5-15 | | | | | | | |
| | | | | | | | | | | | | | | | | 2-9 | | | | 3-5 | | | | 0-1 | | | |

FACE-OFF SUMMARY (Face-offs Won-Face-offs Total / Percentage)

| EV | | | | PP | | | | SH | | | | TOT | | | |
|-----------|--|--|--|----------|--|--|--|----------|--|--|--|-----------|--|--|--|
| 28-47/60% | | | | 5-11/45% | | | | 7-10/70% | | | | 40-68/59% | | | |
| 19-47/40% | | | | 3-10/30% | | | | 6-11/55% | | | | 28-58/41% | | | |

TEAM SUMMARY

| WASHINGTON CAPITALS | | G | A | P | + | - | PN | PIM | TOI | | | | | S | A/B | MS | HT | GV | TK | BS | FW | FL | P% | |
|---------------------|-----------------------|-----|-----|-----|----|----|----|-------|-----|-------|-------|-------|-------|----|-----|----|----|----|----|----|----|----|----|----|
| | | TOT | SHF | AVG | PP | SH | EV | | | | | | | | | | | | | | | | | |
| 3 | D POTI, TOM | | | | +1 | 1 | 2 | 20:32 | 30 | 00:41 | 00:51 | 03:33 | 16:08 | | | | 1 | 1 | | | | | | |
| 4 | D ERSKINE, JOHN | | | | | | | 19:51 | 29 | 00:41 | 00:00 | 03:09 | 16:42 | | 2 | 1 | 4 | 1 | | 1 | | | | |
| 8 | L DVECHKIN, ALEXANDER | 2 | 1 | 3 | +1 | | | 28:48 | 23 | 01:15 | 09:54 | 00:04 | 18:50 | 11 | 1 | 4 | 4 | 1 | | | | | | |
| 10 | R BRADLEY, MATT | | | | | | 1 | 10:02 | 14 | 00:43 | 00:00 | 00:00 | 10:02 | 1 | | | 1 | 3 | | | | 0 | 1 | 0 |
| 15 | C GORDON, BOYD | | 1 | 1 | | | | 15:33 | 24 | 00:38 | 00:40 | 02:58 | 11:55 | 1 | 1 | | | | | 1 | 1 | 11 | 4 | 73 |
| 18 | L PETTINGER, MATT | | 1 | 1 | | | | 11:03 | 14 | 00:47 | 02:16 | 00:52 | 07:55 | 1 | | | | | | | | | | |
| 19 | C BACKSTROM, NICKLAS | | 4 | 4 | +1 | 1 | 2 | 21:29 | 24 | 00:53 | 07:04 | 00:04 | 14:21 | 1 | | | | 1 | | | | | | |
| 21 | C LAICH, BROOKS | | | | | | 1 | 15:19 | 20 | 00:45 | 03:26 | 02:46 | 09:07 | | | | 1 | | | | | 12 | 7 | 63 |
| 23 | D JURCINA, MILAN | | 1 | 1 | +1 | | | 17:52 | 23 | 00:46 | 00:00 | 03:33 | 14:19 | | | | | 4 | | 2 | | | | |
| 25 | C KOZLOV, VIKTOR | 2 | | 2 | +1 | | | 20:35 | 24 | 00:51 | 05:16 | 00:00 | 15:19 | 2 | 1 | | | | | | | 3 | 1 | 75 |
| 28 | L SEMIN, ALEXANDER | | 1 | 1 | | 2 | 4 | 18:36 | 18 | 01:02 | 06:22 | 00:00 | 12:14 | 3 | 2 | 4 | | | | | | | | |
| 39 | C STECKEL, DAVID | | | | | | | 15:39 | 21 | 00:44 | 00:00 | 05:24 | 10:15 | 1 | | | | | | 2 | 9 | 7 | 56 | |
| 43 | R FLEISCHMANN, TOMAS | 1 | 1 | 2 | | | | 13:57 | 16 | 00:52 | 04:38 | 00:00 | 09:19 | 1 | | | | | | | | | | |
| 44 | D EMINGER, STEVE | | | | -1 | | | 11:21 | 16 | 00:42 | 00:00 | 00:00 | 11:21 | 2 | | | | | | | | 2 | | |
| 52 | D GREEN, MIKE | | | | | 1 | 2 | 25:50 | 27 | 00:57 | 09:03 | 00:00 | 16:47 | 3 | 3 | 1 | | 3 | | | | | | |
| 53 | L LAING, QUINTIN | | | | | | | 14:27 | 22 | 00:39 | 00:00 | 04:20 | 10:07 | 2 | 2 | | 1 | | | | | 3 | | |
| 55 | D SCHULTZ, JEFF | | | | +1 | | | 22:53 | 29 | 00:47 | 00:00 | 04:13 | 18:40 | | -3 | | | | | | | | | |
| 87 | L BRASHEAR, DONALD | | | | | | | 08:32 | 12 | 00:42 | 00:00 | 00:00 | 08:32 | 2 | | 1 | 5 | | | | | | | |
| 1 | G JOHNSON, BRENT | | | | | | | | | | | | | | | | | | | | | | | |
| 37 | G KOLZIG, OLAF | | | | | | | | | | | | | | | | | | | | | | | |
| TEAM TOTALS | | 5 | 10 | 15 | +5 | 8 | 16 | | | | | | | 30 | 15 | 13 | 24 | 6 | 3 | 9 | 40 | 28 | 59 | |

| PITTSBURGH PENGUINS | | G | A | P | + | - | PN | PIM | TOI | | | | | S | A/B | MS | HT | GV | TK | BS | FW | FL | P% | |
|---------------------|-----------------------|-----|-----|-----|----|----|----|-------|-----|-------|-------|-------|-------|----|-----|----|----|----|----|----|----|----|----|----|
| | | TOT | SHF | AVG | PP | SH | EV | | | | | | | | | | | | | | | | | |
| 4 | D SCUDERI, ROBERT | | | | | 1 | 2 | 22:41 | 29 | 00:46 | 00:19 | 05:10 | 17:12 | | | | | | | | | | | |
| 5 | D SYDOR, DARRYL | | | | | | | 20:25 | 31 | 00:39 | 02:17 | 04:03 | 14:05 | 1 | | | | | | 4 | | | | |
| 11 | C STAAL, JORDAN | 1 | 1 | | 1 | 2 | | 20:20 | 28 | 00:43 | 00:38 | 04:45 | 14:57 | | | | 1 | 6 | | | | 10 | 13 | 43 |
| 12 | L MALONE, RYAN | 1 | 2 | 3 | | | | 24:08 | 33 | 00:43 | 04:32 | 06:03 | 13:33 | 1 | 1 | 1 | 2 | | 1 | | 1 | 1 | 50 | |
| 16 | C CHRISTENSEN, ERIK | | 1 | 1 | | | | 15:28 | 21 | 00:44 | 01:57 | 00:00 | 13:31 | 1 | 1 | | | | | | 2 | 4 | 33 | |
| 17 | R SYKORA, PETR | 1 | 1 | | | | | 19:25 | 26 | 00:44 | 05:25 | 00:00 | 14:00 | 1 | | | 1 | | | | | | | |
| 19 | D WHITNEY, RYAN | | 1 | 1 | | 1 | 2 | 23:20 | 33 | 00:42 | 05:01 | 04:01 | 14:18 | | 1 | | 1 | | | 4 | | | | |
| 25 | C TALBOT, MAXIME | 1 | | 1 | | | | 21:56 | 27 | 00:48 | 01:00 | 04:28 | 16:28 | 3 | 1 | | 1 | | | | 1 | 5 | 17 | |
| 27 | R LARAQUE, GEORGES | | | | | | | 10:31 | 14 | 00:45 | 01:00 | 00:00 | 09:31 | | | | | | | 1 | 2 | | | |
| 34 | R FILEWICH, JONATHAN | | | | -1 | | | 07:27 | 12 | 00:37 | 00:31 | 00:00 | 06:56 | | | | | | | | | | | |
| 37 | L RUUTU, JARKKO | | | | | 1 | 2 | 15:24 | 21 | 00:44 | 00:00 | 02:52 | 12:32 | | | | 1 | 3 | | | | | | |
| 38 | L TAFFE, JEFF | | | | | | | 13:02 | 16 | 00:48 | 01:00 | 00:00 | 12:02 | 1 | | | 3 | 1 | | 1 | 1 | 3 | 25 | |
| 39 | L MINARD, CHRISTOPHER | | | | -1 | | | 04:35 | 7 | 00:39 | 00:00 | 00:00 | 04:35 | | | | 1 | | 1 | | | | | |
| 44 | D ORPIK, BROOKS | | | | -1 | | | 15:28 | 20 | 00:46 | 00:00 | 00:00 | 15:28 | | | | | | 2 | | 2 | | | |
| 47 | C BRENT, TIM | | | | -1 | | | 04:34 | 6 | 00:45 | 00:00 | 00:00 | 04:34 | | | | | | | | | 3 | 2 | 60 |
| 55 | D GONCHAR, SERGEI | | 3 | 3 | | | | 30:05 | 32 | 00:56 | 05:57 | 05:53 | 18:15 | | 3 | | 1 | | 1 | 1 | | | | |
| 58 | D LETANG, KRISTOPHER | | | | -1 | | | 19:43 | 23 | 00:51 | 04:29 | 00:41 | 14:33 | | | | | 3 | | | | | | |
| 71 | C MALKIN, EVGENI | 2 | 1 | 3 | | 1 | 2 | 23:48 | 29 | 00:49 | 06:36 | 01:40 | 15:32 | 7 | 2 | | 1 | 2 | 2 | | 10 | 12 | 45 | |
| 30 | G SABOURIN, DANY | | | | | | | | | | | | | | | | | | | | | | | |
| 35 | G CONKLIN, TY | | | | | 1 | 2 | | | | | | | | | | | | | | | | | |
| TEAM TOTALS | | 5 | 9 | 14 | -5 | 6 | 12 | | | | | | | 15 | 9 | 4 | 24 | 3 | 6 | 15 | 28 | 40 | 41 | |

VISITOR

Game Summary

HOME



3



Game
Thursday, January 24, 2008
Attendance 19,807 at Wachovia Center
Start 7:07 EST ; End 9:40 EST
Game 0744
Final



4



PITTSBURGH PENGUINS
Game 49 Away Game 24

PHILADELPHIA FLYERS
Game 48 Home Game 22

SCORING SUMMARY

| G | Per | Time | Str | Team | Goal Scorer | Assist | Assist | PIT on Ice | PHI on Ice |
|---|-----|-------|-----|------|--------------------|-------------------|-------------------|------------------------|------------------------|
| 1 | 1 | 9:34 | EV | PHI | 20 R.UMBERGER(9) | 21 J.SMITH(5) | 48 D.BRIERE(28) | 4, 16, 34, 35, 37, 55 | 6, 12, 20, 21, 43, 48 |
| 2 | 1 | 16:37 | EV | PIT | 71 E.MALKIN(27) | 37 J.RUUTU(6) | 5 D.SYDOR(6) | 5, 17, 19, 35, 37, 71 | 2, 6, 18, 19, 20, 43 |
| 3 | 2 | 12:59 | EV | PHI | 6 R.JONES(3) | 19 S.HARTNELL(13) | 20 R.UMBERGER(25) | 4, 25, 35, 37, 55, 58 | 6, 17, 18, 19, 20, 43 |
| 4 | 2 | 17:54 | PP | PIT | 17 P.SYKORA(15) | 55 S.GONCHAR(32) | 19 R.WHITNEY(15) | 12, 17, 19, 35, 55, 71 | 2, 18, 21, 24, 43 |
| 5 | 3 | 3:53 | PP | PHI | 26 J.VANDERMEER(3) | 20 R.UMBERGER(26) | 19 S.HARTNELL(14) | 4, 20, 25, 35, 55 | 6, 17, 19, 20, 26, 43 |
| 6 | 3 | 4:51 | SH | PIT | 19 R.WHITNEY(8) | 12 R.MALONE(11) | 11 J.STAAL(10) | 11, 12, 19, 35, 55 | 12, 18, 26, 43, 44, 48 |
| 7 | 3 | 5:25 | EV | PHI | 22 M.KNUBLE(16) | 17 J.CARTER(14) | 5 B.COBURN(19) | 4, 12, 33, 35, 55, 71 | 5, 9, 17, 22, 26, 43 |

PITTSBURGH PENGUINS

PHILADELPHIA FLYERS

PENALTY SUMMARY

| # | Per | Time | Player | PIM | Penalty | # | Per | Time | Player | PIM | Penalty |
|-----------|-----|-------|--------------|-----|----------------------------|----------|-----|-------|--------------|-----|----------------------------|
| 1 | 1 | 2:19 | 27 G.LARAQUE | 5 | Fighting (maj) | 1 | 1 | 2:19 | 32 R.COTE | 5 | Fighting (maj) |
| 2 | 1 | 5:44 | 44 B.ORPIK | 2 | Slashing | 2 | 1 | 19:22 | 44 K.TIMONEN | 2 | Holding |
| 3 | 1 | 19:56 | 12 R.MALONE | 2 | Interference on goalkeeper | 3 | 2 | 8:19 | 22 M.KNUBLE | 2 | Holding the stick |
| 4 | 2 | 2:24 | 37 J.RUUTU | 2 | Holding | 4 | 2 | 17:12 | 48 D.BRIERE | 2 | Interference on goalkeeper |
| 5 | 2 | 8:19 | 55 S.GONCHAR | 2 | Hooking | 5 | 2 | 20:00 | 32 R.COTE | 10 | Misconduct (10 min) |
| 6 | 2 | 10:49 | 58 K.LETANG | 2 | Boarding | 6 | 3 | 5:34 | 27 S.DOWNIE | 5 | Fighting (maj) |
| 7 | 2 | 19:57 | 27 G.LARAQUE | 10 | Game misconduct | 7 | 3 | 5:34 | 27 S.DOWNIE | 10 | Game misconduct |
| 8 | 2 | 19:57 | 27 G.LARAQUE | 5 | Checking from behind (maj) | TOT 7-36 | | | | | |
| 9 | 3 | 5:34 | 33 R.STONE | 5 | Fighting (maj) | | | | | | |
| 10 | 3 | 19:10 | 12 R.MALONE | 2 | Hooking | | | | | | |
| TOT 10-37 | | | | | | | | | | | |

BY PERIOD

| Per | Goals | Shots | PN | PIM | Per | Goals | Shots | PN | PIM |
|-----|-------|-------|----|-----|-----|-------|-------|----|-----|
| 1 | 1 | 8 | 3 | 9 | 1 | 1 | 12 | 2 | 7 |
| 2 | 1 | 5 | 5 | 21 | 2 | 1 | 9 | 3 | 14 |
| 3 | 1 | 11 | 2 | 7 | 3 | 2 | 12 | 2 | 15 |
| TOT | 3 | 24 | 10 | 37 | TOT | 4 | 33 | 7 | 36 |

POWERPLAYS (Goals-Opp. / Power Play Time)

| 5v4 | 5v3 | 4v3 | TOT | 5v4 | 5v3 | 4v3 | TOT |
|-----------|-----|-----|-----------|-----------|-----|-----|-----------|
| 1-2/01:16 | | | 1-2/01:16 | 1-7/12:24 | | | 1-7/12:24 |

EVEN STRENGTH (Goals-Occurrences / Time)

| 5v5 | 4v4 | 3v3 | TOT | 5v5 | 4v4 | 3v3 | TOT |
|-----------|-----------|-----|------------|-----------|-----------|-----|------------|
| 1-8/42:54 | 0-2/03:26 | | 1-10/46:20 | 3-8/42:54 | 0-2/03:26 | | 3-10/46:20 |

GOALTENDER SUMMARY

| | | TOI | | | | GOALS-SHOTS AGAINST | | | |
|---------------------|-------------------|-------|-------|-------|-------|---------------------|-----|------|------|
| | | EV | PP | SH | TOT | 1 | 2 | 3 | TOT |
| PITTSBURGH PENGUINS | | | | | | | | | |
| 30 | G SABOURIN, DANY | 46:12 | 01:16 | 11:34 | 59:02 | 1-12 | 1-9 | 2-12 | 4-33 |
| 35 | G CONKLIN, TY (L) | 00:08 | 00:00 | 00:50 | 00:58 | | | | |
| EMPTY NET | | | | | | | | | |
| TEAM TOTALS | | 46:20 | 01:16 | 12:24 | 60:00 | 1-12 | 1-9 | 2-12 | 4-33 |

| | | TOI | | | | GOALS-SHOTS AGAINST | | | |
|---------------------|---------------------|-------|-------|-------|-------|---------------------|-----|------|------|
| | | EV | PP | SH | TOT | 1 | 2 | 3 | TOT |
| PHILADELPHIA FLYERS | | | | | | | | | |
| 30 | G NIITYMAKI, ANTERO | 46:20 | 12:24 | 01:16 | 60:00 | 1-8 | 1-5 | 1-11 | 3-24 |
| 43 | G BIRON, MARTIN (W) | 46:20 | 12:24 | 01:16 | 60:00 | 1-8 | 1-5 | 1-11 | 3-24 |
| TEAM TOTALS | | 46:20 | 12:24 | 01:16 | 60:00 | 1-8 | 1-5 | 1-11 | 3-24 |

OFFICIALS

Referee: #13 Dan O'Halloran
#18 Greg Kimmery
Standby:

Linesman: #67 Pierre Champoux
#84 Tony Sericolo
Standby:

3 STARS Picked By: KEITH JONES COMCAST SPORTSNET

| Team | Pos | Player |
|--------|-----|---------------|
| 1. PHI | C | 20 R.UMBERGER |
| 2. PHI | D | 6 R.JONES |
| 3. PIT | C | 11 J.STAAL |

12 71 17 4 55
25 11 20 5 19
37 16 34 44 58
33 38 27

VISITOR

HOME

Event Summary



3



Game
Thursday, January 24, 2008
Attendance 19,807 at Wachovia Center
Start 7:07 EST ; End 9:40 EST
Game 0744
Final



4



PITTSBURGH PENGUINS
Game 49 Away Game 24

PHILADELPHIA FLYERS
Game 48 Home Game 22

SHOTS SUMMARY (Goals-Shots On Goal)

| PITTSBURGH PENGUINS | | | | | | | PHILADELPHIA FLYERS | | | | | | |
|---------------------|-----|-----|-----|-----|------|-----|---------------------|-----|-----|------|-----|------|-----|
| EV | PP | | SH | | TOT | | EV | PP | | SH | | TOT | |
| 1-17 | 1-3 | | 1-4 | | 3-24 | | 3-24 | 1-9 | | 4-33 | | 4-33 | |
| 5v5 | 5v4 | 5v3 | 4v5 | 4v4 | 4v3 | 3v5 | 5v5 | 5v4 | 5v3 | 4v5 | 4v4 | 4v3 | 3v5 |
| 1-16 | 1-3 | | 1-4 | 0-1 | | | 3-24 | 1-9 | | | | | |

FACE-OFF SUMMARY (Face-offs Won-Face-offs Total / Percentage)

| PITTSBURGH PENGUINS | | | | PHILADELPHIA FLYERS | | | |
|---------------------|----------|----------|-----------|---------------------|----------|--------|-----------|
| EV | PP | SH | TOT | EV | PP | SH | TOT |
| 18-39/46% | 3-3/100% | 6-15/40% | 27-57/47% | 21-39/54% | 9-15/60% | 0-3/0% | 30-57/53% |

TEAM SUMMARY

| PITTSBURGH PENGUINS | | | | | | | | | | | PHILADELPHIA FLYERS | | | | | | | | | | | | | |
|---------------------|----------------------|---|---|----|-----|----|-----|-------|-----|-------|---------------------|-------|-------|----|-----|----|----|----|----|----|----|----|----|-----|
| # | NAME | G | A | P | +/- | PN | PIM | TOI | | | | | | S | A/B | MS | HT | GV | TK | BS | FW | FL | F% | |
| | | | | | | | | TOT | SHF | AVG | PP | SH | EV | | | | | | | | | | | |
| 4 | D SCUDERI, ROBERT | | | | -3 | | | 20:22 | 25 | 00:48 | 00:00 | 06:06 | 14:16 | | | | | | | | | | | |
| 5 | D SYDOR, DARRYL | 1 | 1 | +1 | | | | 20:13 | 26 | 00:46 | 00:00 | 05:06 | 15:07 | 1 | | | | 1 | | | | 4 | | |
| 11 | C STAAL, JORDAN | 1 | 1 | +1 | | | | 20:47 | 26 | 00:47 | 00:00 | 05:51 | 14:56 | 3 | 2 | 1 | | | | | | 2 | 7 | 12 |
| 12 | L MALONE, RYAN | 1 | 1 | | 2 | 4 | | 20:23 | 25 | 00:48 | 01:16 | 04:28 | 14:39 | 3 | | | | | | | | 1 | 0 | 100 |
| 16 | C CHRISTENSEN, ERIK | | | | -1 | | | 10:14 | 16 | 00:38 | 00:00 | 00:07 | 10:07 | 1 | | | 1 | | | | | 7 | 4 | 64 |
| 17 | R SYKORA, PETR | 1 | 1 | +1 | | | | 18:43 | 22 | 00:51 | 01:16 | 00:58 | 16:29 | 3 | 1 | 1 | | | | | | 0 | 1 | 0 |
| 19 | D WHITNEY, RYAN | 1 | 1 | +2 | | | | 23:36 | 27 | 00:52 | 01:16 | 06:20 | 16:00 | 5 | 1 | | 1 | 1 | | | 5 | | | |
| 20 | R ARMSTRONG, COLBY | | | | | | | 13:50 | 21 | 00:39 | 00:00 | 02:54 | 10:56 | 1 | | | 1 | 1 | | | | | | |
| 25 | C TALBOT, MAXIME | | | | -1 | | | 19:33 | 25 | 00:46 | 00:00 | 05:38 | 13:55 | | | | | 1 | 1 | 1 | 1 | 2 | 3 | 40 |
| 27 | R LARAQUE, GEORGES | | | | | 3 | 20 | 06:02 | 9 | 00:40 | 00:00 | 00:00 | 06:02 | | | | | 1 | | | | | | |
| 33 | C STONE, RYAN | | | | -1 | 1 | 5 | 05:10 | 7 | 00:44 | 00:00 | 00:00 | 05:10 | | | | 2 | | | | | | | |
| 34 | R FILEWICH, JONATHAN | | | | -1 | | | 10:37 | 18 | 00:35 | 00:00 | 00:00 | 10:37 | 2 | 1 | | | 1 | | | | | | |
| 37 | L RUUTU, JARKKO | 1 | 1 | -1 | 1 | 2 | | 11:39 | 17 | 00:41 | 00:00 | 03:03 | 08:36 | 2 | 1 | | | 2 | | | | 2 | | |
| 38 | L TAFFE, JEFF | | | | | | | 05:24 | 9 | 00:36 | 00:00 | 00:00 | 05:24 | | | | | | | | | 1 | 2 | 33 |
| 44 | D ORPIK, BROOKS | | | | 1 | 2 | | 14:10 | 18 | 00:47 | 00:00 | 00:03 | 14:07 | 1 | 1 | | 1 | | | | | | | |
| 55 | D GONCHAR, SERGEI | 1 | 1 | -2 | 1 | 2 | | 25:03 | 29 | 00:51 | 01:16 | 07:10 | 16:37 | 1 | 1 | 1 | | 1 | 2 | | 3 | | | |
| 58 | D LETANG, KRISTOPHER | | | | -1 | 1 | 2 | 17:12 | 18 | 00:57 | 00:00 | 00:03 | 17:09 | | | | 1 | 1 | | | 3 | | | |
| 71 | C MALKIN, EVGENI | 1 | 1 | | | | | 22:10 | 22 | 01:00 | 01:16 | 02:39 | 18:15 | 3 | 1 | | | 1 | | | 1 | 9 | 8 | 53 |
| 30 | G SABOURIN, DANY | | | | | | | | | | | | | | | | | | | | | | | |
| 35 | G CONKLIN, TY | | | | | | | | | | | | | | | | | | | | | | | |
| TEAM TOTALS | | 3 | 6 | 9 | -6 | 10 | 37 | | | | | | | 24 | 11 | 6 | 9 | 8 | 5 | 24 | 27 | 30 | 47 | |

| PHILADELPHIA FLYERS | | | | | | | | | | | PITTSBURGH PENGUINS | | | | | | | | | | | | | |
|---------------------|---------------------|---|---|----|-----|----|-----|-------|-----|-------|---------------------|-------|-------|----|-----|----|----|----|----|----|----|----|-----|--|
| # | NAME | G | A | P | +/- | PN | PIM | TOI | | | | | | S | A/B | MS | HT | GV | TK | BS | FW | FL | F% | |
| | | | | | | | | TOT | SHF | AVG | PP | SH | EV | | | | | | | | | | | |
| 2 | D HATCHER, DERIAN | | | | -1 | | | 21:48 | 25 | 00:52 | 01:01 | 01:16 | 19:31 | 1 | 2 | | 1 | 2 | 1 | | | | | |
| 5 | D COBURN, BRAYDON | 1 | 1 | +1 | | | | 20:36 | 28 | 00:44 | 02:45 | 00:00 | 17:51 | 2 | 1 | 1 | | | | | | 1 | | |
| 6 | D JONES, RANDY | 1 | 1 | +1 | | | | 17:53 | 21 | 00:51 | 04:00 | 00:00 | 13:53 | 3 | 3 | 1 | 1 | 1 | 1 | 4 | | | | |
| 9 | R UPSHALL, SCOTTIE | | | | +1 | | | 16:33 | 21 | 00:47 | 00:49 | 00:00 | 15:44 | 2 | 1 | 1 | 2 | | | | | | | |
| 12 | L GAGNE, SIMON | | | | | | | 22:31 | 25 | 00:54 | 07:08 | 00:34 | 14:49 | 4 | 3 | 1 | | | | | | | | |
| 17 | C CARTER, JEFF | 1 | 1 | +2 | | | | 21:09 | 25 | 00:50 | 06:01 | 00:00 | 15:08 | 5 | 1 | 1 | | | | | | | | |
| 18 | C RICHARDS, MIKE | | | | -1 | | | 21:03 | 25 | 00:50 | 06:57 | 01:16 | 12:50 | 2 | 3 | 3 | 1 | | | | 9 | 12 | 43 | |
| 19 | L HARTNELL, SCOTT | 2 | 2 | | | | | 14:43 | 21 | 00:42 | 04:15 | 00:00 | 10:28 | 1 | 1 | | 2 | 1 | | | 9 | 8 | 53 | |
| 20 | C UMBERGER, R.J. | 1 | 2 | +1 | | | | 16:21 | 20 | 00:49 | 04:33 | 00:00 | 11:48 | 3 | 1 | 1 | | | | | | | | |
| 21 | D SMITH, JASON | 1 | 1 | +1 | | | | 13:19 | 17 | 00:47 | 00:00 | 01:16 | 12:03 | 2 | 1 | 3 | | | | | 1 | | | |
| 22 | R KNUBLE, MICHAEL | 1 | 1 | +1 | 1 | 2 | | 18:40 | 24 | 00:46 | 07:22 | 00:00 | 11:18 | 2 | 1 | 1 | | 1 | 1 | | | | | |
| 24 | R KAPANEN, SAMI | | | | | | | 10:37 | 15 | 00:42 | 00:00 | 00:42 | 09:55 | 1 | | 1 | | | | | 1 | 0 | 100 | |
| 26 | D VANDERMEER, JAMES | 1 | 1 | | | | | 18:16 | 25 | 00:43 | 01:59 | 00:00 | 16:17 | 1 | 1 | 1 | | | | | | | | |
| 27 | R DOWNIE, STEVE | | | | 2 | 15 | | 08:27 | 11 | 00:46 | 00:03 | 00:00 | 08:24 | 2 | | | 2 | | | | 1 | | | |
| 32 | L COTE, RILEY | | | | 2 | 15 | | 04:40 | 5 | 00:56 | 00:00 | 00:00 | 04:40 | 1 | | | | | | | | | | |
| 34 | C DOWD, JAMES | | | | | | | 04:07 | 6 | 00:41 | 00:02 | 00:00 | 04:05 | | 1 | | | 1 | | | 2 | 1 | 67 | |
| 44 | D TIMONEN, KIMMO | | | | -1 | 1 | 2 | 24:25 | 28 | 00:52 | 08:47 | 00:00 | 15:38 | 4 | | | | | | | 1 | 2 | | |
| 48 | C BRIERE, DANIEL | 1 | 1 | | 1 | 2 | | 20:10 | 23 | 00:52 | 06:18 | 00:00 | 13:52 | 1 | 1 | 1 | | 1 | | | 9 | 6 | 60 | |
| 30 | G NIITYMAKI, ANTERO | | | | | | | | | | | | | | | | | | | | | | | |
| 43 | G BIRON, MARTIN | | | | | | | | | | | | | | | | | | | | | | | |
| TEAM TOTALS | | 4 | 8 | 12 | +5 | 7 | 36 | | | | | | | 33 | 24 | 14 | 13 | 7 | 7 | 11 | 30 | 27 | 53 | |

G=Goals A=Assists P=Points +/-=Plus/Minus PN=Number of Penalties PIM=Penalty Minutes TOI=Time On Ice SHF=# of Shifts AVG=Average Time/Shift S=Shots on Goal A/B=Attempts Blocked MS=Missed Shots HT=Hits Given GV=Giveaways TK=Takeaways BS=Blocked Shots FW=Faceoffs Won FL=Faceoffs Lost F%=Faceoff Win Percentage PP=Power Play SH=Short Handed EV=Even Strength OT=Overtime TOT=Total

VISITOR

HOME

Game Summary



4



Game
Tuesday, January 29, 2008
Attendance 13,595 at Prudential Center
Start 7:07 EST ; End 9:25 EST
Game 0755
Final



2



PITTSBURGH PENGUINS
Game 50 Away Game 25

NEW JERSEY DEVILS
Game 50 Home Game 23

SCORING SUMMARY

| G | Per | Time | Str | Team | Goal | Scorer | Assist | Assist | PIT on Ice | N.J on Ice |
|---|-----|-------|-----|------|------|------------------|---------------------|------------------|------------------------|------------------------|
| 1 | 1 | 8:54 | PP | N.J | 17 | M.RUPP(1) | 16 D.ZUBRUS(16) | 26 P.ELIAS(17) | 5, 12, 19, 35, 41 | 16, 17, 26, 27, 28, 30 |
| 2 | 2 | 1:12 | EV | PIT | 11 | J.STAAL(6) | 16 E.CHRISTENSEN(9) | 25 M.TALBOT(5) | 4, 11, 16, 25, 35, 55 | 7, 9, 14, 19, 29, 30 |
| 3 | 2 | 13:49 | EV | N.J | 17 | M.RUPP(2) | 10 R.PELLEY(4) | | 27, 32, 35, 38, 44, 58 | 6, 10, 16, 17, 28, 30 |
| 4 | 2 | 14:41 | EV | PIT | 16 | E.CHRISTENSEN(7) | 25 M.TALBOT(6) | | 5, 11, 16, 19, 25, 35 | 7, 9, 14, 19, 29, 30 |
| 5 | 2 | 16:13 | EV | PIT | 12 | R.MALONE(12) | 17 P.SYKORA(16) | 71 E.MALKIN(31) | 12, 17, 32, 35, 58, 71 | 5, 11, 23, 26, 27, 30 |
| 6 | 3 | 5:21 | PP | PIT | 12 | R.MALONE(13) | 17 P.SYKORA(17) | 55 S.GONCHAR(33) | 12, 17, 19, 35, 55, 71 | 5, 11, 26, 27, 30 |

PITTSBURGH PENGUINS

NEW JERSEY DEVILS

PENALTY SUMMARY

| # | Per | Time | Player | PIM | Penalty | # | Per | Time | Player | PIM | Penalty |
|---------|-----|-------|-------------|-----|--------------|---------|-----|-------|-------------|-----|-------------------|
| 1 | 1 | 6:56 | 11 J.STAAL | 2 | Hi-sticking | 1 | 2 | 10:31 | 22 A.ASHAM | 2 | Elbowing |
| 2 | 1 | 17:30 | 37 J.RUUTU | 2 | Interference | 2 | 2 | 17:24 | 14 B.GIONTA | 2 | Boarding |
| 3 | 3 | 8:17 | 25 M.TALBOT | 2 | Slashing | 3 | 3 | 3:52 | 18 S.BRYLIN | 2 | Hooking |
| TOT 3-6 | | | | | | 4 | 3 | 7:21 | 9 Z.PARISE | 2 | Holding the stick |
| | | | | | | TOT 4-8 | | | | | |

BY PERIOD

| Per | Goals | Shots | PN | PIM | Per | Goals | Shots | PN | PIM |
|-----|-------|-------|----|-----|-----|-------|-------|----|-----|
| 1 | 0 | 8 | 2 | 4 | 1 | 1 | 11 | 0 | 0 |
| 2 | 3 | 10 | 0 | 0 | 2 | 1 | 9 | 2 | 4 |
| 3 | 1 | 9 | 1 | 2 | 3 | 0 | 5 | 2 | 4 |
| TOT | 4 | 27 | 3 | 6 | TOT | 2 | 25 | 4 | 8 |

POWERPLAYS (Goals-Opp. / Power Play Time)

| 5v4 | 5v3 | 4v3 | TOT | 5v4 | 5v3 | 4v3 | TOT |
|-----------|-----|-----|-----------|-----------|-----|-----|-----------|
| 1-4/06:25 | | | 1-4/06:25 | 1-3/04:50 | | | 1-3/04:50 |

EVEN STRENGTH (Goals-Occurrences / Time)

| 5v5 | 4v4 | 3v3 | TOT | 5v5 | 4v4 | 3v3 | TOT |
|-----------|-----------|-----|-----------|-----------|-----------|-----|-----------|
| 3-7/47:41 | 0-1/01:04 | | 3-8/48:45 | 1-7/47:41 | 0-1/01:04 | | 1-8/48:45 |

GOALTENDER SUMMARY

| PITTSBURGH PENGUINS | | TOI | | | | GOALS-SHOTS AGAINST | | | |
|---------------------|-------------------|-------|-------|-------|-------|---------------------|-----|-----|------|
| | | EV | PP | SH | TOT | 1 | 2 | 3 | TOT |
| 30 | G SABOURIN, DANY | | | | | | | | |
| 35 | G CONKLIN, TY (W) | 48:45 | 06:25 | 04:50 | 60:00 | 1-11 | 1-9 | 0-5 | 2-25 |
| TEAM TOTALS | | 48:45 | 06:25 | 04:50 | 60:00 | 1-11 | 1-9 | 0-5 | 2-25 |

| NEW JERSEY DEVILS | | TOI | | | | GOALS-SHOTS AGAINST | | | |
|-------------------|-----------------------|-------|-------|-------|-------|---------------------|------|-----|------|
| | | EV | PP | SH | TOT | 1 | 2 | 3 | TOT |
| 1 | G WEEKES, KEVIN | | | | | | | | |
| 30 | G BRODEUR, MARTIN (L) | 47:29 | 04:50 | 06:25 | 58:44 | 0-8 | 3-10 | 1-9 | 4-27 |
| EMPTY NET | | 01:16 | 00:00 | 00:00 | 01:16 | | | | |
| TEAM TOTALS | | 48:45 | 04:50 | 06:25 | 60:00 | 0-8 | 3-10 | 1-9 | 4-27 |

OFFICIALS

Referee: #7 Bill McCreary
#35 Dean Warren
Standby:
Linesman: #75 Derek Amell
#77 Tim Nowak
Standby:

3 STARS Picked By: ATTENDING MEDIA

Team Pos Player
1. PIT L 12 R.MALONE
2. N.J C 17 M.RUPP
3. PIT C 16 E.CHRISTENSEN

© Copyright 2007, National Hockey League 2008-01-29-21.27.58

| | | | | |
|----|----|----|----|----|
| 12 | 71 | 17 | 5 | 19 |
| 25 | 11 | 16 | 4 | 55 |
| 37 | 38 | 34 | 32 | 28 |
| 44 | 41 | 27 | | |

VISITOR

HOME

Event Summary



4



Game
Tuesday, January 29, 2008
Attendance 13,595 at Prudential Center
Start 7:07 EST ; End 9:25 EST
Game 0755
Final



2



PITTSBURGH PENGUINS
Game 50 Away Game 25

NEW JERSEY DEVILS
Game 50 Home Game 23

SHOTS SUMMARY (Goals-Shots On Goal)

| PITTSBURGH PENGUINS | | | | | | | | NEW JERSEY DEVILS | | | | | | | | |
|---------------------|-----|-----|-----|-----|-----|------|-----|-------------------|-----|-----|-----|-----|-----|------|-----|-----|
| EV | PP | | SH | | | TOT | | EV | PP | | SH | | | TOT | | |
| 3-20 | 1-7 | | | | | 4-27 | | 1-18 | 1-6 | | 0-1 | | | 2-25 | | |
| 5v5 | 5v4 | 5v3 | 4v5 | 4v4 | 4v3 | 3v5 | 3v4 | 3v3 | 5v5 | 5v4 | 5v3 | 4v4 | 4v3 | 3v5 | 3v4 | 3v3 |
| 3-18 | 1-7 | | 0-2 | | | | | 1-18 | 1-6 | | 0-1 | | | | | |

FACE-OFF SUMMARY (Face-offs Won-Face-offs Total / Percentage)

| PITTSBURGH PENGUINS | | | | NEW JERSEY DEVILS | | | |
|---------------------|---------|---------|-----------|-------------------|---------|---------|-----------|
| EV | PP | SH | TOT | EV | PP | SH | TOT |
| 23-47/49% | 2-7/29% | 1-3/33% | 26-57/46% | 24-47/51% | 2-3/67% | 5-7/71% | 31-57/54% |

TEAM SUMMARY

| PITTSBURGH PENGUINS | | | | | | | | | | | NEW JERSEY DEVILS | | | | | | | | | | | | | | | | | | | |
|---------------------|---|--------------------|-----|----|-----|-----|-------|-------|-------|-------|-------------------|-------|-------|----|----|----|----|----|----|----|----|-----|----|---|---|---|----|----|----|----|
| G | A | P | +/- | PN | PIM | TOI | | | | | | S | A/B | MS | HT | GV | TK | BS | FW | FL | F% | | | | | | | | | |
| | | | | | | TOT | SHF | AVG | PP | SH | EV | | | | | | | | | | | | | | | | | | | |
| 4 | D | SCUDERI, ROBERT | | | +1 | | 19:50 | 24 | 00:49 | 00:00 | 02:45 | 17:05 | 1 | | | | | | | 1 | | | | | | | | | | |
| 5 | D | SYDOR, DARRYL | | | +1 | | 18:21 | 23 | 00:47 | 01:22 | 01:28 | 15:31 | | | | | | | | 1 | | | | | | | | | | |
| 11 | C | STAAL, JORDAN | 1 | 1 | +2 | 1 | 2 | 17:51 | 26 | 00:41 | 02:37 | 02:15 | 12:59 | 3 | | | | | | 7 | 8 | 47 | | | | | | | | |
| 12 | L | MALONE, RYAN | 2 | 2 | +1 | | | 24:06 | 31 | 00:46 | 03:48 | 03:43 | 16:35 | 3 | 1 | | | | | | | | | | | | | | | |
| 16 | C | CHRISTENSEN, ERIK | 1 | 1 | +2 | | | 15:14 | 22 | 00:41 | 02:22 | 00:00 | 12:52 | 3 | 1 | | 1 | 1 | | 2 | 0 | 100 | | | | | | | | |
| 17 | R | SYKORA, PETR | | 2 | +1 | | | 20:36 | 27 | 00:45 | 03:51 | 00:00 | 16:45 | 4 | 1 | 1 | | 2 | 1 | | | | | | | | | | | |
| 19 | D | WHITNEY, RYAN | | | +1 | | | 23:28 | 28 | 00:50 | 05:03 | 02:05 | 16:20 | 2 | 1 | 1 | | | | | | | | | | | | | | |
| 25 | C | TALBOT, MAXIME | | 2 | +2 | 1 | 2 | 16:22 | 22 | 00:44 | 01:39 | 00:57 | 13:46 | | 1 | 1 | | | | 1 | 1 | 50 | | | | | | | | |
| 27 | R | LARAQUE, GEORGES | | | -1 | | | 07:12 | 13 | 00:33 | 00:00 | 00:00 | 07:12 | | | | | 1 | | | | | | | | | | | | |
| 32 | D | NASREDDINE, ALAIN | | | | | | 15:54 | 20 | 00:47 | 00:00 | 00:37 | 15:17 | | | | | | | | | | | | | | | | | |
| 34 | R | FILEWICH, JONATHAN | | | | | | 10:47 | 14 | 00:46 | 00:00 | 00:00 | 10:47 | | | 1 | | | | | | | | | | | | | | |
| 37 | L | RUUTU, JARKKO | | | | 1 | 2 | 12:49 | 18 | 00:42 | 00:00 | 00:30 | 12:19 | 2 | | | 1 | | | 1 | | | | | | | | | | |
| 38 | L | TAFFE, JEFF | | | -1 | | | 08:29 | 16 | 00:31 | 00:44 | 00:00 | 07:45 | 2 | | | 1 | | 1 | 1 | 4 | 3 | 57 | | | | | | | |
| 41 | C | SMITH, NATHAN | | | | | | 09:54 | 12 | 00:49 | 00:00 | 01:08 | 08:46 | | | | | | | 1 | 5 | 4 | 56 | | | | | | | |
| 44 | D | ORPIK, BROOKS | | | -1 | | | 06:49 | 10 | 00:40 | 00:00 | 00:00 | 06:49 | 1 | | | 2 | | | | | | | | | | | | | |
| 55 | D | GONCHAR, SERGEI | | 1 | +1 | | | 25:21 | 26 | 00:58 | 05:03 | 02:45 | 17:33 | 1 | | | 1 | | 1 | 3 | | | | | | | | | | |
| 58 | D | LETANG, KRISTOPHER | | | | | | 17:06 | 19 | 00:54 | 01:22 | 00:00 | 15:44 | 1 | 1 | | | | | 1 | | | | | | | | | | |
| 71 | C | MALKIN, EVGENI | | 1 | +1 | | | 23:57 | 29 | 00:49 | 04:14 | 01:07 | 18:36 | 4 | 2 | 1 | | 1 | 3 | 1 | 7 | 15 | 32 | | | | | | | |
| 30 | G | SABOURIN, DANY | | | | | | | | | | | | | | | | | | | | | | | | | | | | |
| 35 | G | CONKLIN, TY | | | | | | | | | | | | | | | | | | | | | | | | | | | | |
| TEAM TOTALS | | | | | | 4 | 7 | 11 | +10 | 3 | 6 | | | | | | | | | | 27 | 5 | 8 | 5 | 5 | 7 | 10 | 26 | 31 | 46 |

| NEW JERSEY DEVILS | | | | | | | | | | | PITTSBURGH PENGUINS | | | | | | | | | | | | | | | | | | | |
|-------------------|---|---------------------|-----|----|-----|-----|-------|-------|-------|-------|---------------------|-------|-------|----|----|----|----|----|----|----|----|----|-----|----|---|---|---|----|----|----|
| G | A | P | +/- | PN | PIM | TOI | | | | | | S | A/B | MS | HT | GV | TK | BS | FW | FL | F% | | | | | | | | | |
| | | | | | | TOT | SHF | AVG | PP | SH | EV | | | | | | | | | | | | | | | | | | | |
| 2 | D | VISHNEVSKI, VITALY | | | | | 13:49 | 17 | 00:48 | 00:00 | 02:46 | 11:03 | 1 | | | | 2 | | | | | | | | | | | | | |
| 5 | D | WHITE, COLIN (JOHN) | | | -1 | | | 18:07 | 25 | 00:43 | 00:00 | 03:39 | 14:28 | | | 1 | 3 | | | | | | | | | | | | | |
| 6 | D | GREENE, ANDREW | | | +1 | | | 14:47 | 18 | 00:49 | 00:00 | 00:00 | 14:47 | | | | | 1 | | | | | | | | | | | | |
| 7 | D | MARTIN, PAUL | | | -2 | | | 21:13 | 25 | 00:50 | 03:08 | 03:35 | 14:30 | 1 | | 1 | | 2 | | | | | | | | | | | | |
| 9 | L | PARISE, ZACH | | | -2 | 1 | 2 | 17:36 | 22 | 00:48 | 02:00 | 00:00 | 15:36 | | 1 | | 1 | 1 | 1 | | | | | | | | | | | |
| 10 | C | PELLEY, RODNEY | | 1 | +1 | | | 12:00 | 17 | 00:42 | 00:00 | 02:51 | 09:09 | 3 | 1 | 1 | | | | | 4 | 7 | 36 | | | | | | | |
| 11 | C | MADDEN, JOHN | | | -1 | | | 21:16 | 27 | 00:47 | 00:00 | 03:44 | 17:32 | | | | | 1 | 1 | 2 | 16 | 9 | 64 | | | | | | | |
| 14 | R | GIONTA, BRIAN | | | -2 | 1 | 2 | 18:38 | 25 | 00:44 | 02:00 | 00:25 | 16:13 | 6 | | | 2 | | | | | | | | | | | | | |
| 16 | C | ZUBRUS, DAINIUS | | 1 | +1 | | | 15:27 | 20 | 00:46 | 02:50 | 00:00 | 12:37 | | 4 | 2 | | | | | | | | | | | | | | |
| 17 | C | RUPP, MICHAEL | | 2 | +1 | | | 14:38 | 21 | 00:41 | 02:50 | 00:00 | 11:48 | 6 | 1 | 2 | 2 | | 1 | | 1 | 2 | 33 | | | | | | | |
| 18 | C | BRYLIN, SERGEI | | | | 1 | 2 | 09:19 | 14 | 00:39 | 00:00 | 02:10 | 07:09 | | 1 | | | | | | 1 | 0 | 100 | | | | | | | |
| 19 | C | ZAJAC, TRAVIS | | | -2 | | | 18:24 | 22 | 00:50 | 02:00 | 00:00 | 16:24 | 1 | 1 | 3 | | | | | 8 | 6 | 57 | | | | | | | |
| 22 | R | ASHAM, ARRON | | | | 1 | 2 | 07:39 | 12 | 00:38 | 00:00 | 00:00 | 07:39 | | | | | 3 | | | | | | | | | | | | |
| 23 | R | CLARKSON, DAVID | | | -1 | | | 14:54 | 21 | 00:42 | 00:00 | 00:00 | 14:54 | 2 | | 2 | 3 | | | 1 | | | | | | | | | | |
| 26 | L | ELIAS, PATRIK | | 1 | -1 | | | 23:56 | 30 | 00:47 | 02:50 | 03:40 | 17:26 | 4 | 1 | 1 | 1 | | | | 1 | 2 | 33 | | | | | | | |
| 27 | D | MOTTAU, MIKE | | | -1 | | | 21:03 | 27 | 00:46 | 01:42 | 02:50 | 16:31 | | | 1 | | | | 2 | | | | | | | | | | |
| 28 | D | RACHUNEK, KAREL | | | +1 | | | 15:53 | 17 | 00:56 | 01:42 | 00:00 | 14:11 | 1 | | 1 | | | | | | | | | | | | | | |
| 29 | D | ODUYA, DAVID JOHNNY | | | -2 | | | 15:08 | 20 | 00:45 | 03:08 | 00:00 | 12:00 | | | 2 | 1 | 1 | | | | | | | | | | | | |
| 1 | G | WEEKES, KEVIN | | | | | | | | | | | | | | | | | | | | | | | | | | | | |
| 30 | G | BRODEUR, MARTIN | | | | | | | | | | | | | | | | | | | | | | | | | | | | |
| TEAM TOTALS | | | | | | 2 | 3 | 5 | -10 | 4 | 8 | | | | | | | | | | 25 | 10 | 19 | 16 | 6 | 5 | 5 | 31 | 26 | 54 |

G=Goals A=Assists P=Points +/-=Plus/Minus PN=Number of Penalties PIM=Penalty Minutes TOI=Time On Ice SHF=# of Shifts AVG=Average Time/Shift S=Shots on Goal A/B=Attempts Blocked MS=Missed Shots HT=Hits Given GV=Giveaways TK=Takeaways BS=Blocked Shots FW=Faceoffs Won FL=Faceoffs Lost F%=Faceoff Win Percentage PP=Power Play SH=Short Handed EV=Even Strength OT=Overtime TOT=Total

VISITOR

HOME

Game Summary



1



Game
Wednesday, January 30, 2008
Attendance 14,070 at Philips Arena
Start 7:10 EST ; End 9:36 EST
Game 0765
Final



4



PITTSBURGH PENGUINS
Game 51 Away Game 26

ATLANTA THRASHERS
Game 53 Home Game 27

SCORING SUMMARY

| G | Per | Time | Str | Team | Goal Scorer | Assist | Assist | PIT on Ice | ATL on Ice |
|---|-----|-------|-----|------|--------------------|----------------------|-----------------|------------------------|------------------------|
| 1 | 1 | 7:08 | EV | ATL | 16 R.HOLIK(9) | 27 C.THORBURN(4) | 36 E.BOULTON(3) | 12, 19, 27, 32, 35, 71 | 16, 27, 28, 32, 36, 39 |
| 2 | 1 | 16:42 | PP | ATL | 17 I.KOVALCHUK(38) | 5 S.MCCARTHY(5) | 18 M.HOSSA(24) | 4, 11, 12, 35, 55 | 5, 8, 16, 17, 18, 32 |
| 3 | 3 | 1:32 | SH | ATL | 11 E.PERRIN(9) | unassisted | | 12, 17, 19, 35, 55, 71 | 2, 9, 11, 28, 32 |
| 4 | 3 | 3:46 | EV | ATL | 23 J.SLATER(1) | 8 M.RECCHI(20) | | 5, 19, 25, 27, 35, 38 | 2, 8, 23, 27, 32, 77 |
| 5 | 3 | 8:42 | EV | PIT | 19 R.WHITNEY(9) | 16 E.CHRISTENSEN(10) | 25 M.TALBOT(7) | 5, 16, 19, 25, 30, 41 | 2, 5, 11, 18, 32, 49 |

PITTSBURGH PENGUINS

ATLANTA THRASHERS

PENALTY SUMMARY

| # | Per | Time | Player | PIM | Penalty | # | Per | Time | Player | PIM | Penalty |
|----------|-----|-------|-----------------|-----|-------------------------|----------|-----|-------|--------------|-----|---------------------|
| 1 | 1 | 13:16 | 38 J.TAFFE | 4 | Hi stick - double minor | 1 | 1 | 17:13 | 9 P.DUPOUIS | 2 | Tripping |
| 2 | 2 | 3:21 | 37 J.RUUTU | 5 | Fighting (maj) | 2 | 2 | 0:59 | 22 K.KLEE | 2 | Interference |
| 3 | 2 | 3:21 | 37 J.RUUTU | 5 | Kneeling (maj) | 3 | 2 | 3:21 | 5 S.MCCARTHY | 5 | Fighting (maj) |
| 4 | 2 | 3:21 | 37 J.RUUTU | 10 | Game misconduct | 4 | 2 | 3:21 | 5 S.MCCARTHY | 2 | Instigator |
| 5 | 2 | 10:19 | 32 A.NASREDDINE | 2 | Hi-sticking | 5 | 2 | 3:21 | 5 S.MCCARTHY | 10 | Misconduct (10 min) |
| 6 | 2 | 15:27 | 55 S.GONCHAR | 2 | Hooking | 6 | 2 | 6:41 | 16 R.HOLIK | 2 | Slashing |
| 7 | 3 | 14:28 | 44 B.ORPIK | 2 | Slashing | 7 | 3 | 0:12 | 22 K.KLEE | 2 | Hooking |
| TOT 7-30 | | | | | | TOT 7-25 | | | | | |

BY PERIOD

| Per | Goals | Shots | PN | PIM | Per | Goals | Shots | PN | PIM |
|-----|-------|-------|----|-----|-----|-------|-------|----|-----|
| 1 | 0 | 9 | 1 | 4 | 1 | 2 | 7 | 1 | 2 |
| 2 | 0 | 10 | 5 | 24 | 2 | 0 | 10 | 5 | 21 |
| 3 | 1 | 11 | 1 | 2 | 3 | 2 | 10 | 1 | 2 |
| TOT | 1 | 30 | 7 | 30 | TOT | 4 | 27 | 7 | 25 |

POWERPLAYS (Goals-Opp. / Power Play Time)

| 5v4 | 5v3 | 4v3 | TOT | 5v4 | 5v3 | 4v3 | TOT |
|-----------|-----|-----|-----------|-----------|-----------|-----|-----------|
| 0-4/06:26 | | | 0-4/06:26 | 1-5/10:46 | 0-0/00:00 | | 1-5/10:46 |

EVEN STRENGTH (Goals-Occurrences / Time)

| 5v5 | 4v4 | 3v3 | TOT | 5v5 | 4v4 | 3v3 | TOT |
|-----------|-----------|-----|-----------|-----------|-----------|-----|-----------|
| 1-7/32:31 | 0-2/04:06 | | 1-9/36:37 | 2-7/32:31 | 0-2/04:06 | | 2-9/36:37 |

GOALTENDER SUMMARY

| PITTSBURGH PENGUINS | | TOI | | | | GOALS-SHOTS AGAINST | | | |
|---------------------|----------------------|-------|-------|-------|-------|---------------------|------|------|------|
| | | EV | PP | SH | TOT | 1 | 2 | 3 | TOT |
| 30 | G SABOURIN, DANY | 14:14 | 00:00 | 02:00 | 16:14 | | | | 0-7 |
| 35 | G CONKLIN, TY (L) | 22:23 | 06:00 | 15:23 | 43:46 | 2-7 | 0-10 | 2-3 | 4-20 |
| TEAM TOTALS | | 36:37 | 06:00 | 17:23 | 60:00 | 2-7 | 0-10 | 2-10 | 4-27 |
| ATLANTA THRASHERS | | TOI | | | | GOALS-SHOTS AGAINST | | | |
| | | EV | PP | SH | TOT | 1 | 2 | 3 | TOT |
| 1 | G HEDBERG, JOHAN | | | | | | | | |
| 32 | G LEHTONEN, KARI (W) | 36:37 | 17:14 | 06:00 | 59:51 | 0-9 | 0-10 | 1-11 | 1-30 |
| EMPTY NET | | 00:00 | 00:09 | 00:00 | 00:09 | | | | |
| TEAM TOTALS | | 36:37 | 17:23 | 06:00 | 60:00 | 0-9 | 0-10 | 1-11 | 1-30 |

OFFICIALS

Referee: #10 Paul Devorski
#4 Wes McCauley
Standby:
Linesman: #95 Jonny Murray
#70 Derek Nansen
Standby:

3 STARS Picked By: Atlanta Media

1. Team ATL Pos G Player 32 K.LEHTONEN
2. ATL C 16 R.HOLIK
3. ATL D 5 S.MCCARTHY

© Copyright 2007, National Hockey League 2008-01-30-21.47.13

12 71 17 5 19
25 11 16 4 55
37 41 34 32 58
44 38 27

VISITOR

HOME

Event Summary



1



Game
Wednesday, January 30, 2008
Attendance 14,070 at Phillips Arena
Start 7:10 EST ; End 9:36 EST
Game 0765
Final



4



PITTSBURGH PENGUINS
Game 51 Away Game 26

ATLANTA THRASHERS
Game 53 Home Game 27

SHOTS SUMMARY (Goals-Shots On Goal)

| PITTSBURGH PENGUINS | | | | | | | | | ATLANTA THRASHERS | | | | | | | | | | |
|---------------------|-----|-----|-----|-----|-----|-----|------|-----|-------------------|------|------|-----|-----|-----|-----|-----|------|--|--|
| EV | PP | | | SH | | | TOT | | | EV | PP | | | SH | | | TOT | | |
| 1-20 | 0-4 | | | 0-6 | | | 1-30 | | | 2-16 | 1-10 | | | 1-1 | | | 4-27 | | |
| 5v5 | 5v4 | 5v3 | 4v5 | 4v4 | 4v3 | 3v5 | 3v4 | 3v3 | 5v5 | 5v4 | 5v3 | 4v5 | 4v4 | 4v3 | 3v5 | 3v4 | 3v3 | | |
| 1-18 | 0-4 | | 0-5 | 0-2 | | 0-1 | | | 2-13 | 1-9 | 0-1 | 1-1 | 0-3 | | | | | | |

FACE-OFF SUMMARY (Face-offs Won-Face-offs Total / Percentage)

| PITTSBURGH PENGUINS | | | | ATLANTA THRASHERS | | | |
|---------------------|---------|----------|-----------|-------------------|-----------|---------|-----------|
| EV | PP | SH | TOT | EV | PP | SH | TOT |
| 13-29/45% | 5-7/71% | 5-15/33% | 23-51/45% | 16-29/55% | 10-15/67% | 2-7/29% | 28-51/55% |

TEAM SUMMARY

| PITTSBURGH PENGUINS | | | | | | | | | | | | | ATLANTA THRASHERS | | | | | | | | | | | | |
|---------------------|----------------------|---|---|---|-----|----|-----|-------|-----|-------|-------|-------|-------------------|----|-----|----|----|----|----|----|----|----|----|----|--|
| # | NAME | G | A | P | +/- | PN | PIM | TOI | | | | | | S | A/B | MS | HT | GV | TK | BS | FW | FL | F% | | |
| | | | | | | | | TOT | SHF | AVG | PP | SH | EV | | | | | | | | | | | | |
| 4 | D SCUDERI, ROBERT | | | | | | | 17:36 | 26 | 00:40 | 00:00 | 07:34 | 10:02 | | | | 1 | 1 | | | | | | | |
| 5 | D SYDOR, DARRYL | | | | | | | 22:38 | 26 | 00:52 | 02:02 | 07:16 | 13:20 | 3 | 1 | 1 | | | | | | | | | |
| 11 | C STAAL, JORDAN | | | | | | | 19:20 | 26 | 00:44 | 02:23 | 05:50 | 11:07 | 3 | | | | | 2 | 1 | 7 | 9 | 44 | | |
| 12 | L MALONE, RYAN | | | | -2 | | | 22:32 | 24 | 00:56 | 03:20 | 07:52 | 11:20 | 2 | | | 2 | | 1 | 1 | | | | | |
| 16 | C CHRISTENSEN, ERIK | | 1 | 1 | +1 | | | 14:33 | 19 | 00:45 | 02:23 | 01:20 | 10:50 | 4 | 1 | 2 | 1 | | | 1 | 1 | 50 | | | |
| 17 | R SYKORA, PETR | | | | -1 | | | 20:01 | 20 | 01:00 | 03:34 | 03:02 | 13:25 | 5 | 2 | | | 1 | | | 1 | 1 | 50 | | |
| 19 | D WHITNEY, RYAN | 1 | | 1 | -2 | | | 26:44 | 28 | 00:57 | 04:08 | 07:43 | 14:53 | 1 | | | | | | | | | | | |
| 25 | C TALBOT, MAXIME | | 1 | 1 | | | | 19:03 | 26 | 00:43 | 01:57 | 05:30 | 11:36 | 1 | | | 2 | | 1 | 1 | 0 | 1 | 0 | | |
| 27 | R LARAQUE, GEORGES | | | | -2 | | | 06:02 | 10 | 00:36 | 00:00 | 00:32 | 05:30 | 1 | | | 1 | | | | | | | | |
| 32 | D NASREDDINE, ALAIN | | | | -1 | 1 | 2 | 11:16 | 13 | 00:52 | 00:00 | 02:50 | 08:26 | 1 | | | | | | 1 | | | | | |
| 34 | R FILEWICH, JONATHAN | | | | | | | 08:17 | 12 | 00:41 | 00:03 | 01:52 | 06:22 | 1 | 1 | | | | | 1 | | | | | |
| 37 | L RUUTU, JARKKO | | | | | 3 | 20 | 05:04 | 7 | 00:43 | 00:03 | 01:28 | 03:33 | | | | 1 | | | | | | | | |
| 38 | L TAFFE, JEFF | | | | -1 | 1 | 4 | 06:58 | 11 | 00:38 | 00:40 | 00:46 | 05:32 | 2 | | | | | | | | | | | |
| 41 | C SMITH, NATHAN | | | | +1 | | | 11:57 | 16 | 00:44 | 00:03 | 02:21 | 09:33 | | | | 1 | | | 1 | 5 | 1 | 83 | | |
| 44 | D ORPIK, BROOKS | | | | | 1 | 2 | 07:57 | 13 | 00:36 | 00:00 | 01:09 | 06:48 | | | | 1 | | | | | | | | |
| 55 | D GONCHAR, SERGEI | | | | -1 | 1 | 2 | 24:18 | 26 | 00:56 | 03:58 | 07:44 | 12:36 | 5 | 3 | 1 | | | 1 | 3 | | | | | |
| 58 | D LETANG, KRISTOPHER | | | | | | | 14:44 | 18 | 00:49 | 01:52 | 02:02 | 10:50 | | | | | | | 1 | 1 | 10 | 16 | 38 | |
| 71 | C MALKIN, EVGENI | | | | -2 | | | 26:34 | 25 | 01:03 | 03:34 | 09:18 | 13:42 | 1 | | | | | | | | | | | |
| 30 | G SABOURIN, DANY | | | | | | | | | | | | | | | | | | | | | | | | |
| 35 | G CONKLIN, TY | | | | | | | | | | | | | | | | | | | | | | | | |
| TEAM TOTALS | | 1 | 2 | 3 | -10 | 7 | 30 | | | | | | | 30 | 8 | 5 | 9 | 2 | 8 | 13 | 23 | 28 | 45 | | |

| ATLANTA THRASHERS | | | | | | | | | | | | | PITTSBURGH PENGUINS | | | | | | | | | | | | |
|-------------------|----------------------|---|---|---|-----|----|-----|-------|-----|-------|-------|-------|---------------------|----|-----|----|----|----|----|----|----|-----|-----|--|--|
| # | NAME | G | A | P | +/- | PN | PIM | TOI | | | | | | S | A/B | MS | HT | GV | TK | BS | FW | FL | F% | | |
| | | | | | | | | TOT | SHF | AVG | PP | SH | EV | | | | | | | | | | | | |
| 2 | D EXELBY, GARNET | | | | +1 | | | 15:54 | 19 | 00:50 | 02:34 | 01:53 | 11:27 | | | | 2 | 2 | | | | | | | |
| 5 | D MCCARTHY, STEVE | | 1 | 1 | -1 | 3 | 17 | 10:48 | 13 | 00:49 | 02:13 | 00:00 | 08:35 | | | | 2 | | | | | | | | |
| 8 | R RECCHI, MARK | | 1 | 1 | +1 | | | 20:04 | 22 | 00:54 | 10:23 | 00:14 | 09:27 | | | | 1 | 1 | | | 1 | 0 | 100 | | |
| 9 | L DUPUIS, PASCAL | | | | +1 | 1 | 2 | 15:28 | 19 | 00:48 | 03:14 | 01:50 | 10:24 | 4 | 1 | 1 | | | 2 | | | | | | |
| 11 | C PERRIN, ERIC | 1 | | 1 | | | | 18:14 | 22 | 00:49 | 05:28 | 02:40 | 10:06 | 4 | | | | | | 3 | 3 | 50 | | | |
| 12 | C WHITE, TODD | | | | | | | 18:21 | 22 | 00:50 | 05:35 | 03:17 | 09:29 | | 1 | | | 1 | | | 11 | 8 | 58 | | |
| 13 | L KOZLOV, VYACHESLAV | | | | | | | 15:31 | 19 | 00:49 | 05:02 | 00:00 | 10:29 | 2 | 1 | 1 | | | 1 | | | | | | |
| 16 | C HOLIK, ROBERT | 1 | | 1 | +1 | 1 | 2 | 19:10 | 21 | 00:54 | 08:17 | 00:03 | 10:50 | 1 | 2 | | | 1 | 3 | | 11 | 7 | 61 | | |
| 17 | L KOVALCHUK, ILYA | 1 | | 1 | | | | 11:47 | 12 | 00:58 | 05:55 | 00:00 | 05:52 | 1 | 3 | | | 1 | | | | | | | |
| 18 | R HOSSA, MARIAN | | 1 | 1 | -1 | | | 20:49 | 20 | 01:02 | 08:43 | 02:24 | 09:42 | 3 | 1 | 2 | 1 | | 2 | 1 | 0 | 1 | 0 | | |
| 22 | D KLEE, KEN | | | | | 2 | 4 | 19:01 | 25 | 00:45 | 03:18 | 00:47 | 14:56 | 4 | 2 | 1 | 1 | 1 | | 2 | | | | | |
| 23 | C SLATER, JIM | 1 | | 1 | +1 | | | 07:59 | 12 | 00:39 | 01:47 | 00:00 | 06:12 | 3 | | | | | | 1 | 4 | 20 | | | |
| 27 | R THORBURN, CHRIS | | 1 | 1 | +2 | | | 08:36 | 13 | 00:39 | 01:32 | 00:00 | 07:04 | 1 | 1 | | | | | | | | | | |
| 28 | D HAVELID, NICLAS | | | | +2 | | | 21:23 | 23 | 00:55 | 05:29 | 03:12 | 12:42 | | | | | | 2 | | | | | | |
| 36 | L BOULTON, ERIC | | 1 | 1 | +1 | | | 08:53 | 14 | 00:38 | 01:32 | 00:00 | 07:21 | 1 | | 1 | 2 | | | | | | | | |
| 39 | D ENSTROM, TOBIAS | | | | +1 | | | 25:11 | 22 | 01:08 | 11:07 | 03:09 | 10:55 | 2 | | 1 | | 2 | | | | | | | |
| 49 | L STUART, COLIN | | | | -1 | | | 10:37 | 14 | 00:45 | 00:26 | 01:43 | 08:28 | | | | | | | 1 | 0 | 100 | | | |
| 77 | D ZHITNIK, ALEXEI | | | | +1 | | | 22:17 | 23 | 00:58 | 04:29 | 02:48 | 15:00 | 1 | 1 | | | | 2 | | | | | | |
| 1 | G HEDBERG, JOHAN | | | | | | | | | | | | | | | | | | | | | | | | |
| 32 | G LEHTONEN, KARI | | | | | | | | | | | | | | | | | | | | | | | | |
| TEAM TOTALS | | 4 | 5 | 9 | +9 | 7 | 25 | | | | | | | 27 | 13 | 7 | 10 | 8 | 9 | 8 | 28 | 23 | 55 | | |

G=Goals A=Assists P=Points +/-Plus/Minus PN=Number of Penalties PIM=Penalty Minutes TOI=Time On Ice SHF=# of Shifts AVG=Average Time/Shift S=Shots on Goal A/B=Attempts Blocked MS=Missed Shots HT=Hits Given GV=Giveaways TK=Takeaways BS=Blocked Shots FW=Faceoffs Won FL=Faceoffs Lost F%=Faceoff Win Percentage PP=Power Play SH=Short Handed EV=Even Strength OT=Overtime TOT=Total

VISITOR

Game Summary

HOME



CAROLINA HURRICANES
Game 55 Away Game 29

Game
Saturday, February 2, 2008
Attendance 17,058 at Mellon Arena
Start 7:37 EST ; End 10:00 EST
Game 0791
Final



PITTSBURGH PENGUINS
Game 52 Home Game 26

SCORING SUMMARY

| G | Per | Time | Str | Team | Goal | Scorer | Assist | Assist | CAR on ice | PIT on ice |
|---|-----|-------|-----|------|------|------------------|------------------|----------------------|-----------------------|------------------------|
| 1 | 1 | 8:27 | EV | CAR | 14 | S.SAMSONOV(4) | 16 A.LADD(4) | 17 R.BRIND'AMOUR(29) | 6, 14, 16, 17, 30, 42 | 11, 16, 19, 25, 35, 55 |
| 2 | 3 | 0:37 | EV | PIT | 16 | E.CHRISTENSEN(8) | 25 M.TALBOT(8) | 11 J.STAAL(11) | 6, 12, 13, 24, 30, 42 | 4, 11, 16, 25, 35, 55 |
| 3 | 3 | 7:26 | PP | PIT | 12 | R.MALONE(14) | 71 E.MALKIN(32) | 55 S.GONCHAR(34) | 2, 19, 22, 30, 59 | 12, 17, 19, 35, 55, 71 |
| 4 | 3 | 9:42 | EV | PIT | 71 | E.MALKIN(28) | 17 P.SYKORA(18) | 44 B.ORPIK(7) | 6, 19, 30, 42, 59, 61 | 12, 17, 35, 44, 58, 71 |
| 5 | 3 | 13:03 | PP | PIT | 17 | P.SYKORA(16) | 55 S.GONCHAR(35) | 71 E.MALKIN(33) | 2, 7, 17, 30, 59 | 12, 17, 19, 35, 55, 71 |

CAROLINA HURRICANES

PITTSBURGH PENGUINS

PENALTY SUMMARY

| # | Per | Time | Player | PIM | Penalty | # | Per | Time | Player | PIM | Penalty |
|----------|-----|-------|----------------|-----|--------------------------|----------|-----|-------|-------------|-----|-------------------|
| 1 | 1 | 4:40 | 26 E.COLE | 5 | Fighting (maj) | 1 | 1 | 4:40 | 44 B.ORPIK | 5 | Fighting (maj) |
| 2 | 1 | 14:33 | 19 T.LETOWSKI | 4 | Hi stick - double minor | 2 | 1 | 12:30 | 11 J.STAAL | 2 | Holding the stick |
| 3 | 2 | 17:09 | TEAM | 2 | Too many men/ice - bench | 3 | 2 | 8:35 | 5 D.SYDOR | 2 | Delay of game |
| 4 | 3 | 6:23 | 6 B.HEDICAN | 2 | Hooking | 4 | 3 | 4:30 | 25 M.TALBOT | 2 | Tripping |
| 5 | 3 | 12:52 | 22 M.COMMODORE | 2 | Hooking | 5 | 3 | 9:50 | 71 E.MALKIN | 2 | Hooking |
| TOT 5-15 | | | | | | TOT 5-13 | | | | | |

BY PERIOD

| Per | Goals | Shots | PN | PIM | Per | Goals | Shots | PN | PIM |
|-----|-------|-------|----|-----|-----|-------|-------|----|-----|
| 1 | 1 | 15 | 2 | 9 | 1 | 0 | 8 | 2 | 7 |
| 2 | 0 | 7 | 1 | 2 | 2 | 0 | 10 | 1 | 2 |
| 3 | 0 | 6 | 2 | 4 | 3 | 4 | 11 | 2 | 4 |
| TOT | 1 | 28 | 5 | 15 | TOT | 4 | 29 | 5 | 13 |

POWERPLAYS (Goals-Opp. / Power Play Time)

| 5v4 | 5v3 | 4v3 | TOT | 5v4 | 5v3 | 4v3 | TOT |
|-----------|-----|-----|-----------|-----------|-----|-----|-----------|
| 0-4/07:53 | | | 0-4/07:53 | 2-5/07:07 | | | 2-5/07:07 |

EVEN STRENGTH (Goals-Occurrences / Time)

| 5v5 | 4v4 | 3v3 | TOT | 5v5 | 4v4 | 3v3 | TOT |
|-----------|-----------|-----|-----------|-----------|-----------|-----|-----------|
| 1-8/44:53 | 0-1/00:07 | | 1-9/45:00 | 2-8/44:53 | 0-1/00:07 | | 2-9/45:00 |

GOALTENDER SUMMARY

| CAROLINA HURRICANES | | | | | GOALS-SHOTS AGAINST | | | | | | | |
|---------------------|---|---------------|--|--|---------------------|-------|-------|-------|-----|------|------|------|
| | | | | | TOI | | | | | | | |
| | | | | | EV | PP | SH | TOT | 1 | 2 | 3 | TOT |
| 30 | G | WARD, CAM (L) | | | 44:44 | 07:53 | 07:07 | 59:44 | 0-8 | 0-10 | 4-11 | 4-29 |
| 47 | G | GRAHAME, JOHN | | | | | | | | | | |
| | | EMPTY NET | | | 00:16 | 00:00 | 00:00 | 00:16 | | | | |
| TEAM TOTALS | | | | | 45:00 | 07:53 | 07:07 | 60:00 | 0-8 | 0-10 | 4-11 | 4-29 |

| PITTSBURGH PENGUINS | | | | | GOALS-SHOTS AGAINST | | | | | | | |
|---------------------|---|-----------------|--|--|---------------------|-------|-------|-------|------|-----|-----|------|
| | | | | | TOI | | | | | | | |
| | | | | | EV | PP | SH | TOT | 1 | 2 | 3 | TOT |
| 30 | G | SABOURIN, DANY | | | 45:00 | 07:07 | 07:53 | 60:00 | 1-15 | 0-7 | 0-6 | 1-28 |
| 35 | G | CONKLIN, TY (W) | | | | | | | | | | |
| TEAM TOTALS | | | | | 45:00 | 07:07 | 07:53 | 60:00 | 1-15 | 0-7 | 0-6 | 1-28 |

OFFICIALS

Referee: #39 Gord Dwyer
#19 Michael McGeough
Standby:

Linesman: #90 Andy McElman
#75 Derek Arnell
Standby:

3 STARS Picked By: Mellon Arena Media

| | Team | Pos | Player |
|----|------|-----|--------------|
| 1. | PIT | C | 71 E.MALKIN |
| 2. | PIT | G | 35 T.CONKLIN |
| 3. | PIT | R | 17 P.SYKORA |

12 71 17
37 41 20
25 11 16
34 38 27
4 55
5 19
44 58

VISITOR

HOME

Event Summary



CAROLINA HURRICANES
Game 55 Away Game 29

Game
Saturday, February 2, 2008
Attendance 17,058 at Mellon Arena
Start 7:37 EST ; End 10:00 EST
Game 0791
Final



PITTSBURGH PENGUINS
Game 52 Home Game 28

SHOTS SUMMARY (Goals-Shots On Goal)

| CAROLINA HURRICANES | | | | | | | | PITTSBURGH PENGUINS | | | | | | | | | |
|---------------------|-----|-----|-----|-----|------|-----|-----|---------------------|-----|-----|-----|-----|------|-----|-----|-----|-----|
| EV | PP | | SH | | TOT | | | EV | PP | | SH | | TOT | | | | |
| 1-21 | 0-4 | | 0-3 | | 1-28 | | | 2-21 | 2-8 | | | | 4-29 | | | | |
| 5v5 | 5v4 | 5v3 | 4v5 | 4v4 | 4v3 | 3v5 | 3v4 | 3v3 | 5v5 | 5v4 | 5v3 | 4v5 | 4v4 | 4v3 | 3v5 | 3v4 | 3v3 |
| 1-21 | 0-4 | | 0-3 | | | | | 2-21 | 2-8 | | | | | | | | |

FACE-OFF SUMMARY (Face-offs Won-Face-offs Total / Percentage)

| CAROLINA HURRICANES | | | | PITTSBURGH PENGUINS | | | |
|---------------------|----------|---------|-----------|---------------------|---------|----------|-----------|
| EV | PP | SH | TOT | EV | PP | SH | TOT |
| 24-43/56% | 7-11/64% | 4-8/50% | 35-62/56% | 19-43/44% | 4-8/50% | 4-11/36% | 27-62/44% |

TEAM SUMMARY

| CAROLINA HURRICANES | | | | | | | | | | | | PITTSBURGH PENGUINS | | | | | | | | | | | | |
|---------------------|----------------------|---|---|----|-----|----|-----|-------|-----|-------|-------|---------------------|-------|----|-----|----|----|----|----|----|----|----|-----|----|
| # | NAME | G | A | P | +/- | PN | PIM | TOI | | | | | | S | A/B | MS | HT | GV | TK | BS | FW | FL | F% | |
| | | | | | | | | TOT | SHF | AVG | PP | SH | EV | | | | | | | | | | | |
| 2 | D WESLEY, GLEN | | | | | | | 18:07 | 26 | 00:41 | 00:00 | 03:25 | 14:42 | 1 | 1 | 3 | 1 | | | | | | | |
| 5 | D KABERLE, FRANTISEK | | | | | | | 16:24 | 21 | 00:46 | 04:46 | 00:00 | 11:38 | 1 | 1 | | | | | 2 | | | | |
| 6 | D HEDICAN, BRET | | | | -1 | 1 | 2 | 19:55 | 27 | 00:44 | 02:54 | 01:28 | 15:33 | 4 | 1 | | | | 1 | 1 | | | | |
| 7 | D WALLIN, NICLAS | | | | | | | 17:57 | 25 | 00:43 | 00:13 | 03:07 | 14:37 | 2 | | | 4 | | | | | | | |
| 12 | C STAAL, ERIC | | | | -1 | | | 25:41 | 29 | 00:53 | 04:02 | 01:23 | 20:16 | 4 | | 2 | 4 | | 1 | 2 | | 15 | 12 | 56 |
| 13 | L WHITNEY, RAY | | | | -1 | | | 19:43 | 24 | 00:49 | 04:02 | 00:40 | 15:01 | 2 | | 1 | | | | | | | | |
| 14 | L SAMSONOV, SERGEI | 1 | 1 | +1 | | | | 15:05 | 21 | 00:43 | 03:38 | 00:00 | 11:27 | 2 | | | | 1 | | | | | | |
| 16 | L LADD, ANDREW | | 1 | 1 | +1 | | | 06:54 | 11 | 00:37 | 00:13 | 00:00 | 06:41 | | 1 | | | | | | | | | |
| 17 | C BRIND'AMOUR, ROD | | 1 | 1 | +1 | | | 21:03 | 27 | 00:46 | 03:39 | 03:29 | 13:56 | 4 | 1 | 1 | 1 | 2 | | | 16 | 8 | 67 | |
| 19 | R LETOWSKI, TREVOR | | | | -1 | 1 | 4 | 12:27 | 20 | 00:37 | 00:13 | 01:44 | 10:30 | 1 | 1 | 1 | 1 | 1 | | | 2 | 7 | 22 | |
| 22 | D COMMODORE, MIKE | | | | | 1 | 2 | 20:11 | 28 | 00:43 | 00:00 | 04:00 | 16:11 | 1 | 1 | 1 | 2 | | | | | | | |
| 24 | R WALKER, SCOTT | | | | -1 | | | 18:08 | 23 | 00:47 | 03:30 | 00:00 | 14:38 | 2 | 2 | 1 | 1 | 1 | 1 | 1 | | | | |
| 26 | L COLE, ERIK | | | | | 1 | 5 | 13:44 | 20 | 00:41 | 03:31 | 00:00 | 10:13 | 1 | 1 | 1 | 1 | 1 | 1 | | | | | |
| 28 | L BROOKBANK, WADE | | | | | | | 02:21 | 4 | 00:35 | 00:00 | 00:00 | 02:21 | | | | | | | | | | | |
| 42 | D GLEASON, TIM | | | | -1 | | | 19:49 | 28 | 00:42 | 00:16 | 02:14 | 17:19 | 1 | 1 | 2 | 3 | | | 3 | | | | |
| 51 | C HAMILTON, JEFFREY | | | | | | | 08:05 | 11 | 00:44 | 04:07 | 00:00 | 03:58 | | 1 | | | | | | 2 | 0 | 100 | |
| 59 | C CLAROSE, CHAD | | | | -1 | | | 17:56 | 24 | 00:44 | 00:13 | 03:29 | 14:14 | 1 | 3 | 2 | 2 | | | | | | | |
| 61 | L STILLMAN, CORY | | | | -1 | | | 19:32 | 24 | 00:48 | 04:09 | 03:29 | 11:54 | 1 | | | 1 | | | 1 | | | | |
| 30 | G WARD, CAM | | | | | | | | | | | | | | | | | | | | | | | |
| 47 | G GRAHAME, JOHN | | | | | | | | | | | | | | | | | | | | | | | |
| | TEAM PENALTY | | | | | 1 | 2 | | | | | | | | | | | | | | | | | |
| TEAM TOTALS | | 1 | 2 | 3 | -5 | 5 | 15 | | | | | | | 28 | 15 | 14 | 23 | 6 | 3 | 10 | 35 | 27 | 56 | |

| PITTSBURGH PENGUINS | | | | | | | | | | | | CAROLINA HURRICANES | | | | | | | | | | | | |
|---------------------|----------------------|---|---|----|-----|----|-----|-------|-----|-------|-------|---------------------|-------|----|-----|----|----|----|----|----|----|----|----|--|
| # | NAME | G | A | P | +/- | PN | PIM | TOI | | | | | | S | A/B | MS | HT | GV | TK | BS | FW | FL | F% | |
| | | | | | | | | TOT | SHF | AVG | PP | SH | EV | | | | | | | | | | | |
| 4 | D SCUDERI, ROBERT | | | | +1 | | | 21:45 | 29 | 00:45 | 00:00 | 04:14 | 17:31 | 1 | | 1 | | | | 2 | | | | |
| 5 | D SYDOR, DARRYL | | | | | 1 | 2 | 19:09 | 27 | 00:42 | 02:16 | 02:56 | 13:57 | 1 | | | 1 | 1 | | | | | | |
| 11 | C STAAL, JORDAN | 1 | 1 | 1 | | 1 | 2 | 18:37 | 27 | 00:41 | 02:02 | 03:15 | 13:20 | 2 | 1 | | | | | 4 | | | | |
| 12 | L MALONE, RYAN | 1 | 1 | +1 | | | | 20:03 | 25 | 00:48 | 03:54 | 04:02 | 12:07 | 5 | | 1 | 4 | 1 | 1 | 1 | 0 | 1 | 0 | |
| 16 | C CHRISTENSEN, ERIK | 1 | 1 | | | | | 15:48 | 21 | 00:45 | 01:52 | 00:00 | 13:56 | 3 | 1 | 4 | 1 | | | | | | | |
| 17 | R SYKORA, PETR | 1 | 1 | 2 | +1 | | | 17:53 | 20 | 00:53 | 04:14 | 00:00 | 13:39 | 3 | 2 | 1 | 1 | | | | | | | |
| 19 | D WHITNEY, RYAN | | | | -1 | | | 22:30 | 26 | 00:51 | 05:09 | 03:39 | 13:42 | 2 | | | 1 | 1 | | | | | | |
| 20 | R ARMSTRONG, COLBY | | | | | | | 14:33 | 23 | 00:37 | 01:21 | 02:18 | 10:54 | | 1 | 1 | 1 | 1 | 1 | | | | | |
| 25 | C TALBOT, MAXIME | 1 | 1 | | | 1 | 2 | 16:59 | 24 | 00:42 | 00:24 | 01:55 | 14:40 | 1 | | | 1 | | | | 1 | 2 | 33 | |
| 27 | R LARAQUE, GEORGES | | | | | | | 07:04 | 10 | 00:42 | 00:09 | 00:00 | 06:55 | | 1 | | 1 | | | | | | | |
| 34 | R FILEWICH, JONATHAN | | | | | | | 06:20 | 10 | 00:38 | 00:00 | 00:00 | 06:20 | | | | 2 | | | | | | | |
| 37 | L RUUTU, JARKKO | | | | | | | 15:25 | 20 | 00:46 | 01:06 | 02:12 | 12:07 | 2 | | 2 | | | 1 | 1 | 0 | 1 | 0 | |
| 38 | L TAFFE, JEFF | | | | | | | 08:17 | 12 | 00:41 | 01:02 | 00:00 | 07:15 | 1 | | | | | | | 2 | 4 | 33 | |
| 41 | C SMITH, NATHAN | | | | | | | 10:13 | 15 | 00:40 | 00:31 | 00:00 | 09:42 | | 1 | | | | | | 4 | 5 | 44 | |
| 44 | D ORPIK, BROOKS | 1 | 1 | +1 | 1 | 5 | | 13:23 | 16 | 00:50 | 00:00 | 00:00 | 13:23 | 1 | 1 | 1 | 2 | 1 | 1 | | | | | |
| 55 | D GONCHAR, SERGEI | 2 | 2 | | | | | 26:31 | 33 | 00:48 | 04:51 | 04:14 | 17:26 | 1 | 1 | 1 | 1 | 1 | 1 | 3 | | | | |
| 58 | D LETANG, KRISTOPHER | | | | +1 | | | 16:48 | 20 | 00:50 | 01:58 | 00:43 | 14:07 | 2 | 1 | 1 | | | | | | | | |
| 71 | C MALKIN, EVGENI | 1 | 2 | 3 | +1 | 1 | 2 | 20:42 | 24 | 00:51 | 04:46 | 02:04 | 13:52 | 4 | | | | 1 | | | 10 | 11 | 48 | |
| 30 | G SABOURIN, DANY | | | | | | | | | | | | | | | | | | | | | | | |
| 35 | G CONKLIN, TY | | | | | | | | | | | | | | | | | | | | | | | |
| TEAM TOTALS | | 4 | 8 | 12 | +5 | 5 | 13 | | | | | | | 29 | 10 | 13 | 16 | 7 | 3 | 15 | 27 | 35 | 44 | |

G=Goals A=Assists P=Points +/-=Plus/Minus PN=Number of Penalties PIM=Penalty Minutes TOI=Time On Ice SHF=# of Shifts AVG=Average Time/Shift S=Shots on Goal A/B=Attempts Blocked MS=Missed Shots HT=Hits Given GV=Giveaways TK=Takeaways BS=Blocked Shots FW=Faceoffs Won FL=Faceoffs Lost F%=Faceoff Win Percentage PP=Power Play SH=Short Handed EV=Even Strength OT=Overtime TOT=Total

© Copyright 2007, National Hockey League 2008-02-02-22.17.36

VISITOR

HOME

Game Summary



3



Game
Monday, February 4, 2008
Attendance 13,012 at Prudential Center
Start 7:07 EST ; End 9:38 EST
Game 0798
Final



4



PITTSBURGH PENGUINS
Game 53 Away Game 27

NEW JERSEY DEVILS
Game 53 Home Game 26

SCORING SUMMARY

| G | Per | Time | Str | Team | Goal | Scorer | Assist | Assist | PIT on Ice | N.J on Ice |
|---|-----|-------|-----|------|------|--------------------|-----------------|------------------|------------------------|-----------------------|
| 1 | 2 | 2:26 | PP | PIT | 12 | R.MALONE(15) | 71 E.MALKIN(34) | 5 D.SYDOR(7) | 5, 12, 17, 35, 58, 71 | 2, 7, 11, 20, 30 |
| 2 | 2 | 11:50 | EV | PIT | 17 | P.SYKORA(17) | 71 E.MALKIN(35) | 55 S.GONCHAR(36) | 4, 12, 17, 35, 55, 71 | 2, 11, 20, 23, 27, 30 |
| 3 | 2 | 19:18 | PP | N.J | 15 | J.LANGENBRUNNER(9) | 9 Z.PARISE(27) | 26 P.ELIAS(18) | 5, 19, 35, 37, 71 | 9, 15, 26, 27, 28, 30 |
| 4 | 3 | 4:30 | PP | PIT | 11 | J.STAAL(7) | 25 M.TALBOT(9) | 58 K.LETANG(7) | 5, 11, 16, 25, 35, 58 | 2, 7, 11, 20, 30 |
| 5 | 3 | 9:37 | EV | N.J | 26 | P.ELIAS(16) | 9 Z.PARISE(28) | | 11, 16, 33, 35, 44, 58 | 2, 9, 15, 26, 28, 30 |
| 6 | 3 | 11:21 | EV | N.J | 23 | D.CLARKSON(7) | 29 D.ODUYA(14) | 11 J.MADDEN(15) | 5, 17, 19, 35, 37, 38 | 7, 11, 18, 23, 29, 30 |
| 7 | OT | 0:37 | EV | N.J | 9 | Z.PARISE(20) | 26 P.ELIAS(19) | 30 M.BRODEUR(1) | 4, 11, 16, 35, 55 | 7, 9, 26, 29, 30 |

PITTSBURGH PENGUINS

NEW JERSEY DEVILS

PENALTY SUMMARY

| # | Per | Time | Player | PIM | Penalty |
|----------|-----|-------|------------------|-----|-------------------------|
| 1 | 1 | 15:41 | 12 R.MALONE | 5 | Fighting (maj) |
| 2 | 1 | 17:24 | 16 E.CHRISTENSEN | 2 | Hooking |
| 3 | 2 | 17:37 | 16 E.CHRISTENSEN | 2 | Hooking |
| 4 | 3 | 0:30 | 12 R.MALONE | 2 | Hooking |
| 5 | 3 | 11:55 | 20 C.ARMSTRONG | 2 | Unsportsmanlike conduct |
| TOT 5-13 | | | | | |

| # | Per | Time | Player | PIM | Penalty |
|----------|-----|-------|----------------|-----|----------------|
| 1 | 1 | 3:13 | 27 M.MOTTAU | 2 | Hi-sticking |
| 2 | 1 | 8:27 | 9 Z.PARISE | 2 | Slashing |
| 3 | 1 | 15:41 | 23 D.CLARKSON | 5 | Fighting (maj) |
| 4 | 2 | 1:07 | 26 P.ELIAS | 2 | Interference |
| 5 | 2 | 3:27 | 29 D.ODUYA | 2 | Tripping |
| 6 | 3 | 2:47 | 30 M.BRODEUR | 2 | Tripping |
| 7 | 3 | 11:55 | 2 V.VISHNEVSKI | 2 | Roughing |
| TOT 7-17 | | | | | |

BY PERIOD

| Per | Goals | Shots | PN | PIM |
|-----|-------|-------|----|-----|
| 1 | 0 | 10 | 2 | 7 |
| 2 | 2 | 14 | 1 | 2 |
| 3 | 1 | 10 | 2 | 4 |
| OT | 0 | 0 | 0 | 0 |
| TOT | 3 | 34 | 5 | 13 |

| Per | Goals | Shots | PN | PIM |
|-----|-------|-------|----|-----|
| 1 | 0 | 6 | 3 | 9 |
| 2 | 1 | 8 | 2 | 4 |
| 3 | 2 | 10 | 2 | 4 |
| OT | 1 | 1 | 0 | 0 |
| TOT | 4 | 25 | 7 | 17 |

POWERPLAYS (Goals-Opp. / Power Play Time)

| 5v4 | 5v3 | 4v3 | TOT |
|-----------|-----|-----|-----------|
| 2-5/09:02 | | | 2-5/09:02 |

| 5v4 | 5v3 | 4v3 | TOT |
|-----------|-----|-----|-----------|
| 1-3/05:41 | | | 1-3/05:41 |

EVEN STRENGTH (Goals-Occurrences / Time)

| 5v5 | 4v4 | 3v3 | TOT |
|------------|-----------|-----|------------|
| 1-10/43:17 | 0-2/02:39 | | 1-12/43:22 |

| 5v5 | 4v4 | 3v3 | TOT |
|------------|-----------|-----|------------|
| 2-10/43:17 | 1-2/02:39 | | 3-12/43:22 |

GOALTENDER SUMMARY

| PITTSBURGH PENGUINS | | | TOI | | | | GOALS-SHOTS AGAINST | | | | | | | |
|---------------------|---|----------------|-------|-------|-------|-------|---------------------|-----|------|-----|------|--|--|--|
| | | | EV | PP | SH | TOT | 1 | 2 | 3 | OT | TOT | | | |
| 30 | G | SABOURIN, DANY | | | | | | | | | | | | |
| 35 | G | CONKLIN, TY | 45:41 | 09:02 | 05:41 | 60:24 | 0-6 | 1-8 | 2-10 | 1-1 | 4-25 | | | |
| EMPTY NET | | | 00:15 | 00:00 | 00:00 | 00:15 | | | | | | | | |
| TEAM TOTALS | | | 43:22 | 09:47 | 07:30 | 60:39 | 0-6 | 1-8 | 2-10 | 1-1 | 4-25 | | | |

| NEW JERSEY DEVILS | | | TOI | | | | GOALS-SHOTS AGAINST | | | | | | | |
|-------------------|---|-----------------|-------|-------|-------|-------|---------------------|------|------|----|------|--|--|--|
| | | | EV | PP | SH | TOT | 1 | 2 | 3 | OT | TOT | | | |
| 1 | G | WEEKES, KEVIN | | | | | | | | | | | | |
| 30 | G | BRODEUR, MARTIN | 43:22 | 09:47 | 07:30 | 60:39 | 0-10 | 2-14 | 1-10 | | 3-34 | | | |
| TEAM TOTALS | | | 43:22 | 07:30 | 09:47 | 60:39 | 0-10 | 2-14 | 1-10 | | 3-34 | | | |

OFFICIALS

Referee: #2 Kerry Fraser
#12 Don Koharski
Standby:
Linesman: #66 Darren Gibbs
#47 Dan Schachte
Standby:

3 STARS Picked By: Attending Media
Team Pos Player

- 1.
- 2.
- 3.

12 71 17 44 58
25 11 16 4 55
37 38 20 5 19
33 41 27

VISITOR

HOME



3



Event Summary

Game
Monday, February 4, 2008
Attendance 13,012 at Prudential Center
Start 7:07 EST ; End 9:38 EST
Game 0798
Final



4



PITTSBURGH PENGUINS
Game 53 Away Game 27

NEW JERSEY DEVILS
Game 53 Home Game 26

SHOTS SUMMARY (Goals-Shots On Goal)

| PITTSBURGH PENGUINS | | | | | | | NEW JERSEY DEVILS | | | | | | |
|---------------------|------|-----|-----|-----|------|-----|-------------------|------|-----|-----|-----|------|-----|
| EV | PP | | SH | | TOT | | EV | PP | | SH | | TOT | |
| 1-14 | 2-18 | | 0-2 | | 3-34 | | 3-19 | 1-5 | | 0-1 | | 4-25 | |
| 5v5 | 5v4 | 5v3 | 4v5 | 4v4 | 4v3 | 3v5 | 5v5 | 5v4 | 5v3 | 4v5 | 4v4 | 4v3 | 3v5 |
| 1-14 | 2-18 | 0-2 | | | | | | 2-18 | 1-5 | 0-1 | | 1-1 | |

FACE-OFF SUMMARY (Face-offs Won-Face-offs Total / Percentage)

| PITTSBURGH PENGUINS | | | | NEW JERSEY DEVILS | | | |
|---------------------|----------|---------|-----------|-------------------|---------|----------|-----------|
| EV | PP | SH | TOT | EV | PP | SH | TOT |
| 16-46/35% | 6-12/50% | 1-4/25% | 23-62/37% | 30-46/65% | 3-4/75% | 6-12/50% | 39-62/63% |

TEAM SUMMARY

| PITTSBURGH PENGUINS | | | | | | | | | | | | | NEW JERSEY DEVILS | | | | | | | | | | | | |
|---------------------|---|----------------------|-----|----|-----|-------|-------|-------|-------|-------|-------|-------|---------------------|----|----|----|----|----|----|----|----|----|--|--|--|
| G | A | P | +/- | PN | PIM | TOI | | | | | | S | A/B | MS | HT | GV | TK | BS | FW | FL | F% | | | | |
| | | | | | | TOT | SHF | AVG | PP | SH | EV | | | | | | | | | | | | | | |
| 4 | D | SCUDERI, ROBERT | | | | 20:35 | 27 | 00:45 | 00:06 | 02:49 | 17:41 | 1 | | | | | | | | | | | | | |
| 5 | D | SYDOR, DARRYL | 1 | 1 | -1 | 20:49 | 25 | 00:49 | 03:24 | 02:52 | 14:33 | | | | | | | | | | | | | | |
| 11 | C | STAAL, JORDAN | 1 | 1 | -2 | 19:38 | 24 | 00:49 | 04:01 | 02:28 | 13:09 | 7 | 2 | 2 | 1 | | | 2 | 11 | 8 | 58 | | | | |
| 12 | L | MALONE, RYAN | 1 | 1 | +1 | 2 | 7 | 17:30 | 23 | 00:45 | 03:55 | 00:39 | 12:56 | 1 | | 1 | | | | | | | | | |
| 16 | C | CHRISTENSEN, ERIK | | | -2 | 2 | 4 | 16:06 | 20 | 00:48 | 03:46 | 00:00 | 12:20 | 5 | 2 | 3 | | | 0 | 2 | 0 | | | | |
| 17 | R | SYKORA, PETR | 1 | 1 | | 20:32 | 25 | 00:49 | 04:38 | 00:08 | 15:46 | 5 | 1 | 1 | | | | 1 | | | | | | | |
| 19 | D | WHITNEY, RYAN | | | -1 | 20:36 | 21 | 00:58 | 05:33 | 01:38 | 13:25 | 1 | | 1 | | | | | | | | | | | |
| 20 | R | ARMSTRONG, COLBY | | | 1 | 2 | 14:48 | 20 | 00:44 | 00:38 | 02:37 | 11:33 | 3 | | | | | 0 | 1 | 0 | | | | | |
| 25 | C | TALBOT, MAXIME | 1 | 1 | | 18:28 | 23 | 00:48 | 01:08 | 02:40 | 14:40 | 2 | | | | | | 2 | 1 | 67 | | | | | |
| 27 | R | LARAQUE, GEORGES | | | | 05:45 | 10 | 00:34 | 00:00 | 00:00 | 05:45 | | | | 1 | 1 | | | | | | | | | |
| 33 | C | STONE, RYAN | | | -1 | 06:44 | 10 | 00:40 | 00:00 | 00:00 | 06:44 | | | | 1 | | | | | | | | | | |
| 37 | L | RUUTU, JARKKO | | | -1 | 15:01 | 20 | 00:45 | 01:12 | 02:35 | 11:14 | | | 1 | 3 | | 1 | 0 | 1 | 0 | | | | | |
| 38 | L | TAFFE, JEFF | | | -1 | 10:46 | 14 | 00:46 | 03:36 | 00:00 | 07:10 | | | 1 | | | | 1 | 5 | 17 | | | | | |
| 41 | C | SMITH, NATHAN | | | | 07:05 | 11 | 00:38 | 00:00 | 00:05 | 07:00 | | | | 1 | | | 1 | 4 | 5 | 44 | | | | |
| 44 | D | ORPIK, BROOKS | | | -1 | 14:17 | 16 | 00:53 | 00:00 | 00:00 | 14:17 | | | | | | | 1 | | | | | | | |
| 55 | D | GONCHAR, SERGEI | 1 | 1 | | 25:19 | 28 | 00:54 | 05:38 | 02:49 | 16:52 | 3 | 1 | 2 | | | | 1 | | | | | | | |
| 58 | D | LETANG, KRISTOPHER | 1 | 1 | -1 | 19:42 | 24 | 00:49 | 03:24 | 01:14 | 15:04 | 2 | | | | 1 | | | | | | | | | |
| 71 | C | MALKIN, EVGENI | 2 | 2 | +1 | 21:29 | 26 | 00:49 | 04:27 | 00:30 | 16:32 | 4 | 1 | 1 | | 1 | | 5 | 16 | 24 | | | | | |
| 30 | G | SABOURIN, DANY | | | | | | | | | | | | | | | | | | | | | | | |
| 35 | G | CONKLIN, TY | | | | | | | | | | | | | | | | | | | | | | | |
| TEAM TOTALS | | | | | | 3 | 6 | 9 | -9 | 5 | 13 | | | | | | | | | | | | | | |
| | | | | | | | | | | | | | 34 | 7 | 12 | 9 | 3 | 1 | 8 | 23 | 39 | 37 | | | |
| NEW JERSEY DEVILS | | | | | | | | | | | | | PITTSBURGH PENGUINS | | | | | | | | | | | | |
| G | A | P | +/- | PN | PIM | TOI | | | | | | S | A/B | MS | HT | GV | TK | BS | FW | FL | F% | | | | |
| | | | | | | TOT | SHF | AVG | PP | SH | EV | | | | | | | | | | | | | | |
| 2 | D | MISHNEVSKI, VITALY | | | 1 | 2 | 16:11 | 22 | 00:44 | 00:00 | 04:41 | 11:30 | 1 | | 2 | | | | | | | | | | |
| 5 | D | WHITE, COLIN (JOHN) | | | | 20:09 | 25 | 00:48 | 00:05 | 04:15 | 15:49 | | | | 3 | | | 2 | | | | | | | |
| 7 | D | MARTIN, PAUL | | | +2 | 24:19 | 29 | 00:50 | 02:56 | 05:07 | 16:16 | | | | 1 | 1 | 1 | 1 | | | | | | | |
| 9 | L | PARISE, ZACH | 1 | 2 | +2 | 1 | 2 | 17:41 | 22 | 00:48 | 03:38 | 00:21 | 13:42 | 3 | | 2 | 3 | | 1 | | | | | | |
| 10 | C | PELLEY, RODNEY | | | | 07:21 | 11 | 00:40 | 00:00 | 03:14 | 04:07 | 1 | | | 2 | | | | 5 | 2 | 71 | | | | |
| 11 | C | MADDEN, JOHN | 1 | 1 | | 19:52 | 27 | 00:44 | 00:11 | 04:29 | 15:12 | 3 | 1 | | 1 | 1 | | 15 | 6 | 71 | | | | | |
| 14 | R | GIONTA, BRIAN | | | | 16:16 | 19 | 00:51 | 03:15 | 00:35 | 12:26 | 2 | | 1 | | 1 | | | | | | | | | |
| 15 | R | LANGENBRUNNER, JAMIE | 1 | 1 | +1 | 17:24 | 24 | 00:43 | 02:15 | 01:42 | 13:27 | 3 | | | | | | | | | | | | | |
| 16 | C | ZUBRUS, DAINIUS | | | | 15:31 | 18 | 00:51 | 02:46 | 00:00 | 12:45 | 1 | 1 | 1 | | | | | | | | | | | |
| 17 | C | RUPP, MICHAEL | | | | 04:28 | 7 | 00:38 | 00:00 | 00:00 | 04:28 | | | 1 | 2 | | | | | | | | | | |
| 18 | C | BRYLIN, SERGEI | | | +1 | 12:52 | 20 | 00:38 | 00:05 | 02:29 | 10:18 | | | | | | | | | | | | | | |
| 19 | C | ZAJAC, TRAVIS | | | | 15:07 | 18 | 00:50 | 02:46 | 00:00 | 12:21 | | | | 1 | | 2 | | 11 | 3 | 79 | | | | |
| 20 | L | PANDOLFO, JAY | | | -1 | 13:20 | 19 | 00:42 | 00:11 | 04:16 | 08:53 | | | 1 | | | | | | | | | | | |
| 23 | R | CLARKSON, DAVID | 1 | 1 | | 1 | 5 | 11:22 | 15 | 00:45 | 00:06 | 00:00 | 11:16 | 3 | | | 3 | | | | | | | | |
| 26 | L | ELIAS, PATRIK | 1 | 2 | +2 | 1 | 2 | 18:05 | 24 | 00:45 | 03:38 | 01:40 | 12:47 | 2 | 2 | 1 | 2 | 2 | 1 | 8 | 12 | 40 | | | |
| 27 | D | MOTTAU, MIKE | | | -1 | 1 | 2 | 21:52 | 28 | 00:46 | 01:48 | 03:08 | 16:56 | 1 | 1 | 1 | | 1 | | | | | | | |
| 28 | D | RACHUNEK, KAREL | | | +1 | 18:12 | 22 | 00:49 | 02:45 | 00:47 | 14:40 | 2 | 1 | 1 | 1 | | | 1 | | | | | | | |
| 29 | D | ODUYA, DAVID JOHNNY | 1 | 1 | +2 | 1 | 2 | 21:32 | 27 | 00:47 | 03:48 | 00:06 | 17:38 | 3 | 2 | | 1 | | | | | | | | |
| 1 | G | WEEKES, KEVIN | | | | | | | | | | | | | | | | | | | | | | | |
| 30 | G | BRODEUR, MARTIN | 1 | 1 | | 1 | 2 | | | | | | | | | | | | | | | | | | |
| TEAM TOTALS | | | | | | 4 | 7 | 11 | +9 | 7 | 17 | | | | | | | | | | | | | | |
| | | | | | | | | | | | | | 25 | 8 | 11 | 19 | 6 | 6 | 7 | 39 | 23 | 63 | | | |

G=Goals A=Assists P=Points +/-=Plus/Minus PN=Number of Penalties PIM=Penalty Minutes TOI=Time On Ice SHF=# of Shifts AVG=Average Time/Shift S=Shots on Goal A/B=Attempts Blocked MS=Missed Shots HT=Hits Given GV=Giveaways TK=Takeaways BS=Blocked Shots FW=Faceoffs Won FL=Faceoffs Lost F%=Faceoff Win Percentage PP=Power Play SH=Short Handed EV=Even Strength OT=Overtime TOT=Total

VISITOR

HOME

Game Summary



3



Game
Thursday, February 7, 2008
Attendance 17,075 at Mellon Arena
Start 7:37 EST ; End 10:04 EST
Game 0821
Final



4



NEW YORK ISLANDERS
Game 55 Away Game 27

PITTSBURGH PENGUINS
Game 54 Home Game 27

SCORING SUMMARY

| G | Per | Time | Str | Team | Goal Scorer | Assist | Assist | NYI on Ice | PIT on Ice |
|---|-----|-------|-----|------|-------------------|------------------|------------------|------------------------|------------------------|
| 1 | 1 | 4:31 | EV | NYI | 89 M.COMRIE(15) | 11 A.HILBERT(6) | 13 B.GUERIN(11) | 11, 13, 24, 32, 39, 89 | 4, 12, 17, 35, 55, 71 |
| 2 | 1 | 9:04 | PP | PIT | 19 R.WHITNEY(10) | 17 P.SYKORA(19) | 71 E.MALKIN(36) | 7, 24, 32, 39, 63 | 12, 17, 19, 35, 55, 71 |
| 3 | 2 | 2:24 | EV | PIT | 12 R.MALONE(16) | 19 R.WHITNEY(16) | 71 E.MALKIN(37) | 10, 20, 24, 32, 39, 72 | 5, 12, 17, 19, 35, 71 |
| 4 | 2 | 6:30 | PP | NYI | 26 R.FEDOTENKO(9) | 7 T.HUNTER(20) | 44 F.MEYER IV(4) | 2, 7, 26, 39, 44, 63 | 5, 19, 20, 25, 35 |
| 5 | 2 | 11:33 | PP | PIT | 19 R.WHITNEY(11) | 71 E.MALKIN(38) | 55 S.GONCHAR(37) | 10, 11, 24, 32, 39 | 12, 17, 19, 35, 55, 71 |
| 6 | 3 | 10:47 | PP | NYI | 89 M.COMRIE(16) | 10 R.PARK(13) | 44 F.MEYER IV(5) | 8, 10, 13, 39, 44, 89 | 5, 19, 25, 35, 37 |
| 7 | 3 | 16:21 | EV | PIT | 58 K.LETANG(3) | unassisted | | 15, 24, 32, 39, 51, 57 | 20, 24, 35, 38, 44, 58 |

NEW YORK ISLANDERS

PITTSBURGH PENGUINS

PENALTY SUMMARY

| # | Per | Time | Player | PIM | Penalty | # | Per | Time | Player | PIM | Penalty |
|----------|-----|-------|-----------------|-----|----------------|----------|-----|-------|----------------|-----|----------------|
| 1 | 1 | 8:23 | 20 S.BERGENHEIM | 2 | Tripping | 1 | 1 | 9:19 | 25 M.TALBOT | 5 | Fighting (maj) |
| 2 | 1 | 9:19 | 89 M.COMRIE | 5 | Fighting (maj) | 2 | 2 | 5:13 | 24 K.BEECH | 2 | Tripping |
| 3 | 2 | 10:22 | 25 A.SUTTON | 2 | Interference | 3 | 2 | 17:09 | 37 J.RUUTU | 2 | Hooking |
| 4 | 2 | 12:36 | 25 A.SUTTON | 2 | Hooking | 4 | 3 | 8:54 | 20 C.ARMSTRONG | 2 | Tripping |
| TOT 4-11 | | | | | | TOT 4-11 | | | | | |

BY PERIOD

| Per | Goals | Shots | PN | PIM | Per | Goals | Shots | PN | PIM |
|-----|-------|-------|----|-----|-----|-------|-------|----|-----|
| 1 | 1 | 11 | 2 | 7 | 1 | 1 | 9 | 1 | 5 |
| 2 | 1 | 10 | 2 | 4 | 2 | 2 | 13 | 2 | 4 |
| 3 | 1 | 11 | 0 | 0 | 3 | 1 | 5 | 1 | 2 |
| TOT | 3 | 32 | 4 | 11 | TOT | 4 | 27 | 4 | 11 |

POWERPLAYS (Goals-Opp. / Power Play Time)

| 5v4 | 5v3 | 4v3 | TOT | 5v4 | 5v3 | 4v3 | TOT |
|-----------|-----|-----|-----------|-----------|-----|-----|-----------|
| 2-3/05:09 | | | 2-3/05:09 | 2-3/03:52 | | | 2-3/03:52 |

EVEN STRENGTH (Goals-Occurrences / Time)

| 5v5 | 4v4 | 3v3 | TOT | 5v5 | 4v4 | 3v3 | TOT |
|-----------|-----|-----|-----------|-----------|-----|-----|-----------|
| 1-7/50:59 | | | 1-7/50:59 | 2-7/50:59 | | | 2-7/50:59 |

GOALTENDER SUMMARY

| NEW YORK ISLANDERS | | TOI | | | | GOALS-SHOTS AGAINST | | | |
|--------------------|----------------------|-------|-------|-------|-------|---------------------|------|-----|------|
| | | EV | PP | SH | TOT | 1 | 2 | 3 | TOT |
| 34 | G DUBIELEWICZ, WADE | | | | | | | | |
| 39 | G DIRIETRO, RICK (L) | 49:46 | 05:09 | 03:52 | 58:47 | 1-9 | 2-13 | 1-5 | 4-27 |
| EMPTY NET | | 01:13 | 00:00 | 00:00 | 01:13 | | | | |
| TEAM TOTALS | | 50:59 | 05:09 | 03:52 | 60:00 | 1-9 | 2-13 | 1-5 | 4-27 |

| PITTSBURGH PENGUINS | | TOI | | | | GOALS-SHOTS AGAINST | | | |
|---------------------|-------------------|-------|-------|-------|-------|---------------------|------|------|------|
| | | EV | PP | SH | TOT | 1 | 2 | 3 | TOT |
| 30 | G SABOURIN, DANY | | | | | | | | |
| 35 | G CONKLIN, RY (W) | 50:59 | 03:52 | 05:09 | 60:00 | 1-11 | 1-10 | 1-11 | 3-32 |
| TEAM TOTALS | | 50:59 | 03:52 | 05:09 | 60:00 | 1-11 | 1-10 | 1-11 | 3-32 |

OFFICIALS

Referee: #8 Dave Jackson Linesman: #82 Ryan Galloway
 #12 Don Koharski #61 Lyle Seitz
Standby: Standby:

3 STARS Picked By: Mellon Arena Media

| Team | Pos | Player |
|--------|-----|--------------|
| 1. PIT | D | 19 R.WHITNEY |
| 2. PIT | C | 71 E.MALKIN |
| 3. NYI | C | 89 M.COMRIE |

25 11 16 5 19
12 71 17 4 55
37 24 20 44 58
38 41 27

VISITOR

HOME



3



Event Summary

Game
Thursday, February 7, 2008
Attendance 17,075 at Mellon Arena
Start 7:37 EST ; End 10:04 EST
Game 0821
Final



4



NEW YORK ISLANDERS
Game 55 Away Game 27

PITTSBURGH PENGUINS
Game 54 Home Game 27

SHOTS SUMMARY (Goals-Shots On Goal)

| EV | | PP | | SH | | TOT | |
|------|-----|-----|------|------|-----|-----|---------|
| 1-26 | 2-6 | 2-6 | 3-32 | 2-19 | 2-7 | 0-1 | 4-27 |
| 5v5 | 5v4 | 5v3 | 4v5 | 4v4 | 4v3 | 3v5 | 3v4 3v3 |
| 1-26 | 2-6 | | | 2-19 | 2-7 | 0-1 | |

FACE-OFF SUMMARY (Face-offs Won-Face-offs Total / Percentage)

| EV | | PP | | SH | | TOT | |
|-----------|---------|---------|-----------|-----------|---------|---------|-----------|
| 31-54/57% | 2-4/50% | 2-4/50% | 35-62/56% | 23-54/43% | 2-4/50% | 2-4/50% | 27-62/44% |

TEAM SUMMARY

| NEW YORK ISLANDERS | | G | A | P | +/- | PN | PIM | TOI | | | | S | A/B | MS | HT | GV | TK | BS | FW | FL | F% | | |
|--------------------|-----------------------|-----|----|----|-----|----|-----|-------|----|-------|-------|-------|-------|----|----|----|----|----|----|----|----|----|----|
| TOT | SHF | AVG | PP | SH | EV | | | | | | | | | | | | | | | | | | |
| 2 | D JOHNSON, AARON | | | | | | | 15:03 | 21 | 00:43 | 00:11 | 00:00 | 14:52 | | | | | | | | | | |
| 7 | R HUNTER, TRENT | | | | | | | 20:37 | 25 | 00:49 | 01:20 | 01:45 | 17:32 | 4 | 3 | 3 | 3 | | | 0 | 1 | 0 | |
| 8 | D GERVAIS, BRUNO | | | | | | | 19:57 | 24 | 00:49 | 04:35 | 00:35 | 14:47 | 2 | 3 | 1 | | | | | | | |
| 10 | R PARK, RICHARD | | | | | | | 13:17 | 17 | 00:46 | 03:31 | 02:07 | 07:39 | 2 | | | 1 | | | | | | |
| 11 | C HILBERT, ANDY | | 1 | 1 | +1 | | | 14:59 | 20 | 00:44 | 00:00 | 02:07 | 12:52 | 1 | | | | | | 1 | 1 | 50 | |
| 13 | R GUERIN, BILL | | 1 | 1 | -1 | | | 17:38 | 23 | 00:46 | 03:08 | 00:00 | 14:30 | 5 | 2 | 3 | 1 | | | | | | |
| 15 | L TAMBELLINI, JEFF | | | | -1 | | | 13:13 | 18 | 00:44 | 00:41 | 00:00 | 12:32 | | 1 | | | | 1 | | | | |
| 20 | L BERGENHEIM, SEAN | | | | -1 | 1 | 2 | 07:52 | 13 | 00:36 | 00:00 | 00:00 | 07:52 | 1 | | | | | 1 | | | | |
| 24 | D MARTINEK, RADEK | | | | -1 | | | 25:38 | 31 | 00:49 | 00:43 | 03:17 | 21:38 | 1 | 1 | 3 | 4 | | | | | | |
| 25 | D SUTTON, ANDY | | | | | 2 | 4 | 14:50 | 23 | 00:38 | 00:00 | 00:00 | 14:50 | | 1 | 1 | 1 | | | 3 | | | |
| 26 | L FEDOTENKO, RUSLAN | 1 | 1 | | | | | 19:01 | 23 | 00:49 | 00:57 | 00:38 | 17:26 | 5 | 3 | 1 | 3 | | | | | | |
| 32 | D MILL, BRENDAN | | | | | | | 24:48 | 32 | 00:46 | 00:23 | 03:17 | 21:08 | 1 | 2 | | 5 | 1 | | 2 | | | |
| 44 | D MEYER IV, FREDERICK | | 2 | 2 | | | | 19:29 | 25 | 00:46 | 04:26 | 00:35 | 14:28 | 1 | 1 | | | | | | | | |
| 51 | C NIELSEN, FRANS | | | | -1 | | | 13:02 | 20 | 00:39 | 00:41 | 00:00 | 12:21 | | 1 | | 1 | | | 7 | 2 | 78 | |
| 57 | L COMEAU, BLAKE | | | | -1 | | | 13:37 | 19 | 00:43 | 00:41 | 00:00 | 12:56 | 1 | | | 3 | | | 0 | 1 | 0 | |
| 63 | C VASICEK, JOSEF | | | | | | | 19:41 | 23 | 00:51 | 00:57 | 01:07 | 17:37 | 4 | | | 1 | | | 16 | 10 | 62 | |
| 72 | C COLLITON, JEREMY | | | | -1 | | | 07:44 | 12 | 00:38 | 00:00 | 00:00 | 07:44 | | | | 2 | | | 3 | 3 | 50 | |
| 89 | G COMRIE, MIKE | 2 | 2 | | +1 | 1 | 5 | 16:55 | 21 | 00:48 | 03:31 | 00:00 | 13:24 | 4 | 1 | | | | | 8 | 9 | 47 | |
| 39 | G DIPIETRO, RICK | | | | | | | | | | | | | | | | | | | | | | |
| TEAM TOTALS | | 3 | 6 | 9 | -5 | 4 | 11 | | | | | | | 32 | 19 | 13 | 27 | 2 | 0 | 7 | 35 | 27 | 56 |

| PITTSBURGH PENGUINS | | G | A | P | +/- | PN | PIM | TOI | | | | S | A/B | MS | HT | GV | TK | BS | FW | FL | F% | | |
|---------------------|----------------------|-----|----|----|-----|----|-----|-------|----|-------|-------|-------|-------|----|----|----|----|----|----|----|----|-----|-----|
| TOT | SHF | AVG | PP | SH | EV | | | | | | | | | | | | | | | | | | |
| 4 | D SCUDERI, ROBERT | | | | -1 | | | 19:22 | 24 | 00:48 | 00:00 | 02:38 | 16:44 | | | | | | | 2 | | | |
| 5 | D SYDOR, DARRYL | | | | +1 | | | 19:11 | 23 | 00:50 | 00:27 | 01:35 | 17:09 | 3 | | | | | | | | | |
| 11 | C STAAL, JORDAN | | | | | | | 20:36 | 26 | 00:47 | 01:09 | 02:14 | 17:13 | 4 | | | 2 | 3 | 1 | 1 | 3 | | |
| 12 | L MALONE, RYAN | 1 | | | | | | 19:17 | 30 | 00:38 | 02:40 | 02:32 | 14:05 | 2 | | | | | | 8 | 10 | 44 | |
| 16 | C CHRISTENSEN, ERIK | | | | | | | 17:36 | 23 | 00:45 | 00:38 | 00:00 | 16:58 | 2 | 1 | | 3 | | | | 2 | 0 | 100 |
| 17 | R SYKORA, PETR | | 1 | 1 | | | | 18:36 | 27 | 00:41 | 02:40 | 00:00 | 15:56 | | | | 2 | | 1 | 1 | | | |
| 19 | D WHITNEY, RYAN | 2 | 1 | 3 | +1 | | | 23:38 | 26 | 00:54 | 03:11 | 02:31 | 17:56 | 4 | 2 | | 2 | 2 | | 3 | | | |
| 20 | R ARMSTRONG, COLBY | | | | +1 | 1 | 2 | 12:31 | 21 | 00:35 | 00:03 | 00:37 | 11:51 | 2 | | | 1 | 3 | | 2 | | | |
| 24 | C BEECH, KRIS | | | | +1 | | | 08:18 | 14 | 00:35 | 01:09 | 00:00 | 07:09 | 2 | | | 1 | | | 2 | 5 | 29 | |
| 25 | C TALBOT, MAXIME | | | | | 1 | 5 | 20:08 | 24 | 00:50 | 00:03 | 02:42 | 17:23 | 2 | | | | | 1 | 1 | 0 | 100 | |
| 27 | R LARAQUE, GEORGES | | | | | | | 08:00 | 11 | 00:43 | 00:00 | 00:00 | 08:00 | 1 | | | 4 | | | | | | |
| 37 | L RUUTU, JARKKO | | | | | 1 | 2 | 13:14 | 19 | 00:41 | 00:03 | 01:22 | 11:49 | | 1 | | | 1 | 2 | 1 | 1 | 2 | 33 |
| 38 | L TAFFE, JEFF | | | | +1 | | | 06:31 | 11 | 00:35 | 00:00 | 00:00 | 06:31 | | | | | | 1 | | | | |
| 41 | C SMITH, NATHAN | | | | | | | 10:35 | 14 | 00:45 | 00:00 | 00:00 | 10:35 | 1 | | | 1 | | | 5 | 3 | 63 | |
| 44 | D ORPIK, BROOKS | | | | +1 | | | 16:20 | 20 | 00:49 | 00:03 | 00:00 | 16:17 | | | 2 | 1 | | | | | | |
| 55 | D GONCHAR, SERGEI | | 1 | 1 | +1 | | | 24:30 | 24 | 01:01 | 03:22 | 02:51 | 18:17 | | | | | | 1 | 2 | | | |
| 58 | D LETANG, KRISTOPHER | 1 | 1 | | +1 | | | 16:59 | 22 | 00:46 | 00:41 | 00:43 | 15:35 | 1 | 1 | | | | 1 | 2 | | | |
| 74 | C MALKIN, EVGENI | | 3 | 3 | | | | 19:29 | 27 | 00:43 | 03:11 | 00:51 | 15:27 | 3 | 2 | | 2 | | | 8 | 15 | 35 | |
| 30 | G SABOURIN, DANY | | | | | | | | | | | | | | | | | | | | | | |
| 35 | G CONKLEIN, TY | | | | | | | | | | | | | | | | | | | | | | |
| TEAM TOTALS | | 4 | 6 | 10 | +5 | 4 | 11 | | | | | | | 27 | 7 | 8 | 20 | 8 | 4 | 19 | 27 | 35 | 44 |

G=Goals A=Assists P=Points +/-=Plus/Minus PN=Number of Penalties PIM=Penalty Minutes TOI=Time On Ice SHF=# of Shifts AVG=Average Time/Shift S=Shots on Goal A/B=Attempts Blocked MS=Missed Shots HT=Hits Given GV=Giveaways TK=Takeaways BS=Blocked Shots FW=Faceoffs Won FL=Faceoffs Lost F%=Faceoff Win Percentage PP=Power Play SH=Short Handed EV=Even Strength OT=Overtime TOT=Total

VISITOR

HOME

Game Summary



2



Game
Saturday, February 9, 2008
Attendance 17,034 at Mellon Arena
Start 1:08 EST ; End 3:29 EST
Game 0832
Final



4



LOS ANGELES KINGS
Game 57 Away Game 28

PITTSBURGH PENGUINS
Game 55 Home Game 28

SCORING SUMMARY

| G | Per | Time | Str | Team | Goal | Scorer | Assist | Assist | L.A on Ice | PIT on Ice |
|---|-----|-------|-----|------|------|----------------|----------------------|---------------------|-----------------------|------------------------|
| 1 | 1 | 11:09 | PP | PIT | 7 | E.MALKIN(29) | 12 R.MALONE(12) | 58 K.LETANG(8) | 3, 12, 35, 44 | 12, 17, 30, 55, 58, 71 |
| 2 | 2 | 0:54 | EV | PIT | 12 | R.MALONE(17) | 71 E.MALKIN(39) | 17 P.SYKORA(20) | 6, 19, 26, 29, 35, 42 | 5, 12, 17, 19, 30, 71 |
| 3 | 2 | 11:41 | PP | PIT | 7 | E.MALKIN(30) | 19 R.WHITNEY(17) | 55 S.GONCHAR(38) | 6, 26, 29, 35, 44 | 11, 17, 19, 30, 55, 71 |
| 4 | 2 | 19:57 | EV | PIT | 11 | J.STAAL(8) | 16 E.CHRISTENSEN(11) | 38 J.TAFFE(2) | 6, 17, 19, 26, 35, 41 | 11, 16, 30, 38, 44, 58 |
| 5 | 3 | 1:54 | EV | L.A | 7 | D.ARMSTRONG(7) | 13 M.CAMMALLERI(15) | 24 A.FROLOV(31) | 6, 7, 13, 24, 35, 42 | 11, 16, 25, 30, 44, 58 |
| 6 | 3 | 18:28 | EV | L.A | 22 | B.BOYLE(3) | 24 A.FROLOV(32) | 13 M.CAMMALLERI(16) | 3, 5, 13, 22, 24, 35 | 11, 19, 20, 25, 30, 55 |

LOS ANGELES KINGS

PITTSBURGH PENGUINS

PENALTY SUMMARY

| # | Per | Time | Player | PIM | Penalty | # | Per | Time | Player | PIM | Penalty |
|-----------|-----|-------|----------------|-----|----------------|-----------|-----|-------|----------------|-----|----------------|
| 1 | 1 | 7:21 | 41 R.IIVANANS | 5 | Fighting (maj) | 1 | 1 | 7:21 | 27 G.LARAQUE | 5 | Fighting (maj) |
| 2 | 1 | 9:18 | 6 B.STUART | 2 | Holding | 2 | 1 | 14:09 | 4 R.SCUDERI | 2 | Holding |
| 3 | 1 | 10:44 | 42 T.PREISSING | 2 | Hooking | 3 | 2 | 5:34 | 19 R.WHITNEY | 2 | Tripping |
| 4 | 2 | 11:15 | 3 J.JOHNSON | 2 | Hooking | 4 | 2 | 13:30 | 71 E.MALKIN | 2 | Tripping |
| 5 | 2 | 15:39 | 19 K.CALDER | 2 | Tripping | 5 | 3 | 3:48 | 20 C.ARMSTRONG | 2 | Hooking |
| 6 | 3 | 16:12 | 22 B.BOYLE | 2 | Hooking | 6 | 3 | 13:47 | 5 D.SYDOR | 2 | Slashing |
| 7 | 3 | 19:31 | 42 T.PREISSING | 2 | Holding | | | | | | |
| TOT: 7:17 | | | | | | TOT: 6:15 | | | | | |

BY PERIOD

| Per | Goals | Shots | PN | PIM | Per | Goals | Shots | PN | PIM |
|-----|-------|-------|----|-----|-----|-------|-------|----|-----|
| 1 | 0 | 7 | 3 | 9 | 1 | 1 | 9 | 2 | 7 |
| 2 | 0 | 11 | 2 | 4 | 2 | 3 | 17 | 2 | 4 |
| 3 | 2 | 10 | 2 | 4 | 3 | 0 | 10 | 2 | 4 |
| TOT | 2 | 28 | 7 | 17 | TOT | 4 | 36 | 6 | 15 |

POWERPLAYS (Goals-Opp. / Power Play Time)

| 5v4 | 5v3 | 4v3 | TOT | 5v4 | 5v3 | 4v3 | TOT |
|-----------|-----|-----|-----------|-----------|-----------|-----|-----------|
| 0:5/10:00 | | | 0:5/10:00 | 1:5/07:56 | 1:1/08:25 | | 2:6/08:21 |

EVEN STRENGTH (Goals-Occurences / Time)

| 5v5 | 4v4 | 3v3 | TOT | 5v5 | 4v4 | 3v3 | TOT |
|------------|-----|-----|------------|------------|-----|-----|------------|
| 2:10/41:39 | | | 2:10/41:39 | 2:10/41:39 | | | 2:10/41:39 |

GOALTENDER SUMMARY

| LOS ANGELES KINGS | | TOI | | | | GOALS/SHOTS/AGAINST | | | |
|-------------------|------------------------|-------|-------|-------|-------|---------------------|------|------|------|
| | | EV | PP | SH | TOT | 1 | 2 | 3 | TOT |
| 35 | G LABARBERA, JASON (L) | 40:57 | 10:00 | 08:21 | 59:18 | 1-9 | 3-17 | 0-10 | 4-36 |
| 39 | G CLOUTIER, DAN | | | | | | | | |
| EMPTY NET | | 00:42 | 00:00 | 00:00 | 00:42 | | | | |
| TEAM TOTALS | | 41:39 | 10:00 | 08:21 | 60:00 | 1-9 | 3-17 | 0-10 | 4-36 |

| PITTSBURGH PENGUINS | | TOI | | | | GOALS/SHOTS/AGAINST | | | |
|---------------------|----------------------|-------|-------|-------|-------|---------------------|------|------|------|
| | | EV | PP | SH | TOT | 1 | 2 | 3 | TOT |
| 30 | G SABOURIN, DANY (W) | 41:31 | 08:21 | 10:00 | 59:52 | 0-7 | 0-11 | 2-10 | 2-28 |
| 35 | G CONKLIN, TY | | | | | | | | |
| EMPTY NET | | 00:08 | 00:00 | 00:00 | 00:08 | | | | |
| TEAM TOTALS | | 41:39 | 08:21 | 10:00 | 60:00 | 0-7 | 0-11 | 2-10 | 2-28 |

OFFICIALS

Referee: #30 Mike Hasenfratz
#5 Chris Rooney
Standby:
Linesman: #50 Scott Cherrey
#84 Tony Sericolo
Standby:

3 STARS Picked By: Mellon Arena Media

| Team | Pos | Player |
|--------|-----|-------------|
| 1. PIT | C | 71 E.MALKIN |
| 2. PIT | L | 12 R.MALONE |
| 3. PIT | C | 11 J.STAAL |

12 71 17 5 19
25 11 16 4 55
37 24 20 44 58
38 41 27

VISITOR

HOME

Event Summary



2



Game
Saturday, February 9, 2008
Attendance 17,034 at Mellon Arena
Start 1:08 EST ; End 3:29 EST
Game 0832
Final



4



LOS ANGELES KINGS
Game 57 Away Game 28

PITTSBURGH PENGUINS
Game 55 Home Game 28

SHOTS SUMMARY (Goals-Shots On Goal)

| EV | PP | SH | TOT | EV | PP | SH | TOT | |
|------|------|-----|------|------|------|-----|------|-----|
| 2:16 | 0:12 | | 2:28 | 2:23 | 2:13 | | 4:36 | |
| 5v5 | 5v4 | 5v3 | 4v5 | 4v4 | 4v3 | 3v5 | 3v4 | 3v3 |
| 2:16 | 0:12 | | | 2:23 | 1:10 | 1:3 | | |

FACE-OFF SUMMARY (Face-offs Won-Face-offs Total / Percentage)

| EV | PP | SH | TOT | EV | PP | SH | TOT |
|-----------|----------|----------|-----------|-----------|----------|----------|-----------|
| 22:36/61% | 9:11/82% | 6:12/50% | 37:59/63% | 14:36/39% | 6:12/60% | 2:17/18% | 22:59/37% |

TEAM SUMMARY

| LOS ANGELES KINGS | | G | A | P | +/ | PN | PIM | TOI | | | | S | A/B | MS | HT | GV | TK | BS | FW | FL | F% | | |
|-------------------|----------------------|-----|-----|-----|----|----|-----|-------|----|-------|-------|-------|-------|----|----|----|----|----|----|----|----|-----|----|
| | | TOT | SHF | AVG | PP | SH | EV | | | | | | | | | | | | | | | | |
| 3 | D JOHNSON, JACK | | | | +1 | 1 | 2 | 22:01 | 26 | 00:50 | 01:46 | 04:53 | 15:22 | 1 | | | | | 2 | | | | |
| 5 | D HARROLD, PETER | | | | +1 | | | 12:37 | 18 | 00:42 | 00:04 | 00:26 | 12:07 | 1 | | | | | 1 | | | | |
| 6 | D STUART, BRAD | | | | -1 | 1 | 2 | 19:45 | 30 | 00:39 | 03:34 | 02:55 | 13:16 | 2 | 2 | | 1 | | 2 | | | | |
| 7 | C ARMSTRONG, DEREK | | | | +1 | | | 14:09 | 17 | 00:49 | 04:01 | 00:00 | 10:38 | 3 | 1 | 1 | 2 | | 1 | 9 | 0 | 100 | |
| 11 | C KOPITAR, ANZE | | | | | | | 17:07 | 21 | 00:48 | 05:01 | 00:30 | 11:36 | 1 | | 1 | | | 9 | 6 | 60 | | |
| 12 | C SULLIVAN, PATRICK | | | | | | | 18:28 | 24 | 00:46 | 04:21 | 02:28 | 11:39 | 3 | 2 | | | | 10 | 2 | 0 | | |
| 13 | L CAMMALLERI, MIKE | 2 | 2 | | +2 | | | 19:36 | 20 | 00:58 | 05:46 | 00:43 | 13:07 | 5 | 5 | 3 | | | 4 | 2 | 67 | | |
| 17 | D VISNOVSKY, LUBOMIR | | | | +1 | | | 23:01 | 25 | 00:55 | 06:17 | 02:53 | 13:51 | 3 | 3 | | | | 1 | 2 | 0 | | |
| 19 | L CALDER, KYLE | | | | -2 | 1 | 2 | 11:33 | 15 | 00:46 | 04:23 | 00:00 | 07:10 | | | 1 | | | 1 | 1 | | | |
| 22 | C ROYLE, BRIAN | 1 | 1 | | +1 | | 2 | 12:36 | 15 | 00:50 | 01:38 | 00:00 | 10:58 | 2 | | | | | 5 | 5 | 50 | | |
| 23 | L BROWN, DUSTIN | | | | | | | 16:30 | 22 | 00:45 | 04:21 | 01:20 | 10:49 | 2 | 1 | 2 | 6 | | | | | | |
| 24 | F FROLOV, ALEXANDER | 2 | 2 | | +2 | | | 20:15 | 23 | 00:52 | 04:44 | 00:43 | 14:48 | 4 | 1 | | | | | | | | |
| 26 | C HANDZUS, MICHAL | | | | -2 | | | 12:52 | 18 | 00:42 | 00:00 | 04:52 | 08:00 | 2 | 1 | | | | 10 | 7 | 59 | | |
| 28 | L MOULSON, MATT | | | | | | | 11:13 | 13 | 00:51 | 00:16 | 00:00 | 10:58 | | | | | | | | | | |
| 29 | L GIULIANO, JEFF | | | | -1 | | | 13:47 | 18 | 00:45 | 00:11 | 04:40 | 08:56 | | | | | | | | | | |
| 41 | L WANANAS, RAITIS | | | | +1 | 5 | | 07:20 | 10 | 00:44 | 00:00 | 00:00 | 07:20 | 1 | | | | | 1 | | | | |
| 42 | D PREISSING, TOM | | | | | 2 | 4 | 17:38 | 26 | 00:40 | 03:34 | 01:23 | 12:41 | 4 | 2 | 3 | | | | | | | |
| 44 | D MODRY, JAROSLAV | | | | | | | 21:28 | 25 | 00:51 | 00:04 | 05:13 | 16:11 | 1 | | 1 | | | | | | | |
| 35 | G LABARBERA, JASON | | | | | | | | | | | | | | | | | | | | | | |
| 39 | G CLOUTIER, DAN | | | | | | | | | | | | | | | | | | | | | | |
| TEAM TOTALS | | 2 | 4 | 6 | 0 | 7 | 17 | | | | | | | 28 | 19 | 14 | 12 | 2 | 1 | 11 | 37 | 22 | 63 |

| PITTSBURGH PENGUINS | | G | A | P | +/ | PN | PIM | TOI | | | | S | A/B | MS | HT | GV | TK | BS | FW | FL | F% | | |
|---------------------|----------------------|-----|-----|-----|----|----|-----|-------|----|-------|-------|-------|-------|----|----|----|----|----|----|----|----|-----|----|
| | | TOT | SHF | AVG | PP | SH | EV | | | | | | | | | | | | | | | | |
| 4 | D SCUDERI, ROBERT | | | | | 1 | 2 | 19:39 | 24 | 00:49 | 00:23 | 03:00 | 16:16 | | | | | | 1 | | | | |
| 6 | D SYDOR, DARRYL | | | | +1 | | 2 | 19:33 | 25 | 00:46 | 02:06 | 04:10 | 13:17 | 1 | | | | | 1 | | | | |
| 11 | C STAAL, JORDAN | 1 | 1 | | -1 | | | 19:16 | 24 | 00:48 | 03:19 | 05:12 | 10:45 | 3 | | | 2 | 1 | 3 | 2 | 4 | 14 | 22 |
| 12 | L MALONE, RYAN | 1 | 1 | | +1 | | | 19:00 | 23 | 00:49 | 02:24 | 03:12 | 13:24 | 4 | | | | | 2 | 0 | 1 | 0 | |
| 16 | C CHRISTENSEN, ERIK | | | | | | | 13:03 | 17 | 00:46 | 02:59 | 00:00 | 10:04 | 8 | 1 | | 1 | | | 1 | 0 | 100 | |
| 17 | R SYKORA, PETR | | | | +1 | | | 17:02 | 22 | 00:46 | 04:06 | 00:00 | 12:56 | 3 | | | | | | | | | |
| 19 | D WHITNEY, RYAN | | | | | 1 | 2 | 25:06 | 27 | 00:55 | 05:45 | 04:04 | 15:17 | 2 | 3 | | 1 | | 1 | 3 | | | |
| 20 | R ARMSTRONG, COLBY | | | | -1 | 2 | | 13:14 | 18 | 00:43 | 01:07 | 01:59 | 10:05 | 1 | 2 | | | | 1 | | | | |
| 24 | C BEECH, KRIS | | | | | | | 07:01 | 11 | 00:38 | 01:51 | 00:00 | 05:10 | | | | 2 | | | 3 | 2 | 60 | |
| 25 | C TALBOT, MAXIME | | | | -2 | | | 16:55 | 24 | 00:48 | 01:16 | 04:01 | 11:38 | | | | 1 | | | | 5 | 17 | |
| 27 | R LARAQUE, GEORGES | | | | | 1 | 5 | 08:47 | 11 | 00:47 | 00:48 | 00:00 | 07:59 | | | | | | 1 | 1 | | | |
| 37 | L RUUTU, JARKKO | | | | | | | 14:41 | 19 | 00:48 | 01:28 | 02:16 | 10:57 | 1 | | | 2 | | | | | | |
| 38 | L TAFFE, JEFF | | | | +1 | | | 08:48 | 13 | 00:40 | 01:26 | 00:00 | 07:22 | 2 | 1 | 1 | | | | | | | |
| 41 | C SMITH, NATHAN | | | | | | | 10:30 | 15 | 00:42 | 00:00 | 02:49 | 07:41 | | | | 1 | 2 | | | 2 | 50 | |
| 44 | D ORPIK, BROOKS | | | | | | | 13:27 | 20 | 00:40 | 00:09 | 00:41 | 12:37 | 1 | 1 | | 2 | | | 2 | | | |
| 55 | D GONCHAR, SERGEI | | | | -1 | 1 | | 27:01 | 28 | 00:57 | 06:22 | 04:56 | 16:43 | 3 | 1 | | 1 | | 3 | | | | |
| 58 | D LETANG, KRISTOPHER | | | | | 1 | 1 | 16:36 | 22 | 00:45 | 01:57 | 03:09 | 11:30 | 1 | 2 | | | 1 | | 3 | | | |
| 71 | C MALKIN, EVGENI | 2 | 1 | 3 | +1 | 1 | 2 | 20:32 | 22 | 00:56 | 04:19 | 00:31 | 15:42 | 6 | | 2 | 1 | 4 | 1 | 1 | 13 | 46 | |
| 30 | G SABOURIN, DANY | | | | | | | | | | | | | | | | | | | | | | |
| 35 | G CONKLIN, TY | | | | | | | | | | | | | | | | | | | | | | |
| TEAM TOTALS | | 4 | 8 | 12 | 0 | 6 | 15 | | | | | | | 36 | 11 | 5 | 21 | 5 | 7 | 19 | 22 | 37 | 37 |

G=Goals A=Assists P=Points +/-=Plus/Minus PN=Number of Penalties PIM=Penalty Minutes TOI=Time On Ice SHF=# of Shifts AVG=Average Time/Shift S=Shots on Goal A/B=Attempts Blocked MS=Missed Shots HT=Hits Given GV=Giveaways TK=Takeaways BS=Blocked Shots FW=Faceoffs Won FL=Faceoffs Lost F%=Faceoff Win Percentage PP=Power Play SH=Short Handed EV=Even Strength OT=Overtime TOT=Total

VISITOR

HOME

Game Summary



3



Game
Sunday, February 10, 2008
Attendance 17,132 at Mellon Arena
Start 1:07 EST ; End 3:39 EST
Game 0843
Final



4



PHILADELPHIA FLYERS
Game 55 Away Game 28

PITTSBURGH PENGUINS
Game 56 Home Game 29

SCORING SUMMARY

| G | Per | Time | Str | Team | Goal | Scorer | Assist | Assist | PHI on Ice | PIT on Ice |
|---|-------|------|-----|-------------------|-------------------|---------------------|--------|--------|------------------------|------------------------|
| 1 | 6:34 | PP | PHI | 20 R.UMBERGER(10) | 17 J.CARTER(10) | 6 R.JONES(20) | | | 6:17, 19, 20, 26, 43 | 5:19, 35, 37, 41 |
| 2 | 16:20 | EV | PIT | 17 P.SYKORA(18) | 71 E.MALKIN(40) | 12 R.MALONE(13) | | | 12, 15, 21, 28, 43, 48 | 12, 17, 35, 55, 58, 71 |
| 3 | 0:38 | PP | PIT | 55 S.GONCHAR(9) | 71 E.MALKIN(41) | 58 K.LETANG(9) | | | 2, 6, 18, 43 | 12, 35, 55, 58, 71 |
| 4 | 18:43 | EV | PIT | 71 E.MALKIN(31) | 17 P.SYKORA(21) | 12 R.MALONE(14) | | | 17, 20, 22, 26, 43, 44 | 5, 12, 17, 19, 35, 71 |
| 5 | 0:46 | EV | PHI | 20 R.UMBERGER(11) | 27 S.DOWNIE(6) | 26 J.VANDERMEER(12) | | | 6:17, 20, 26, 27, 43 | 4, 12, 16, 35, 55, 71 |
| 6 | 12:14 | EV | PIT | 58 K.LETANG(4) | 71 E.MALKIN(42) | 17 P.SYKORA(22) | | | 2, 6, 17, 20, 22, 43 | 17, 35, 38, 44, 58, 71 |
| 7 | 19:27 | EV | PHI | 19 S.HARTNELL(18) | 18 M.RICHARDS(39) | 44 K.TIMONEN(22) | | | 15, 18, 19, 26, 44, 48 | 5, 12, 17, 19, 35, 71 |

PHILADELPHIA FLYERS

PITTSBURGH PENGUINS

PENALTY SUMMARY

| # | Per | Time | Player | PIM | Penalty | # | Per | Time | Player | PIM | Penalty |
|-----------|-------|------|------------|-----|----------------|-----------|-------|------|---------------|-----|----------------|
| 1 | 17:21 | 27 | S.DOWNIE | 5 | Fighting (maj) | 1 | 5:14 | 25 | M.TALBOT | 2 | Slashing |
| 2 | 18:44 | 28 | L.KUKKONEN | 2 | Hi-sticking | 2 | 5:14 | 25 | M.TALBOT | 2 | Roughing |
| 3 | 19:18 | 19 | S.HARTNELL | 2 | Roughing | 3 | 17:21 | 37 | J.RUUTU | 5 | Fighting (maj) |
| 4 | 15:33 | 44 | K.TIMONEN | 2 | Hooking | 4 | 18:44 | 16 | E.CHRISTENSEN | 2 | Hi-sticking |
| TOT: 4:11 | | | | | | TOT: 6:15 | | | | | |

BY PERIOD

| Per | Goals | Shots | PN | PIM | Per | Goals | Shots | PN | PIM |
|-----|-------|-------|----|-----|-----|-------|-------|----|-----|
| 1 | 1 | 7 | 3 | 9 | 1 | 1 | 8 | 4 | 11 |
| 2 | 0 | 9 | 0 | 0 | 2 | 2 | 12 | 0 | 0 |
| 3 | 2 | 14 | 1 | 2 | 3 | 1 | 5 | 2 | 4 |
| TOT | 3 | 30 | 4 | 11 | TOT | 4 | 25 | 6 | 15 |

POWERPLAYS (Goals-Opp. / Power Play Time)

| 5v4 | 5v3 | 4v3 | TOT | 5v4 | 5v3 | 4v3 | TOT |
|-----------|-----|-----|-----------|-----------|-----|-----|-----------|
| 1-4/05:36 | | | 1-4/05:36 | 1-2/01:36 | | | 1-2/01:36 |

EVEN STRENGTH (Goals-Occurences / Time)

| 5v5 | 4v4 | 3v3 | TOT | 5v5 | 4v4 | 3v3 | TOT |
|-----------|-----------|-----|-----------|-----------|-----------|-----|-----------|
| 2-5/51:04 | 0-1/01:44 | | 2-6/52:48 | 3-5/51:04 | 0-1/01:44 | | 3-6/52:48 |

GOALTENDER SUMMARY

| PHILADELPHIA FLYERS | | TOI | | | | GOALS:SHOTS AGAINST | | | |
|---------------------|---------------------|-------|-------|-------|-------|---------------------|------|------|------|
| | | EV | PP | SH | TOT | 1 | 2 | 3 | TOT |
| 30 | G NIITYMAKI, ANTERO | | | | | | | | |
| 43 | G BIRON, MARTIN (L) | 51:56 | 05:36 | 01:36 | 59:08 | 1-8 | 2-12 | 1-5 | 4-25 |
| EMPTY NET | | 00:52 | 00:00 | 00:00 | 00:52 | | | | |
| TEAM TOTALS | | 52:48 | 05:36 | 01:36 | 60:00 | 1-8 | 2-12 | 1-5 | 4-25 |
| PITTSBURGH PENGUINS | | TOI | | | | GOALS:SHOTS AGAINST | | | |
| | | EV | PP | SH | TOT | 1 | 2 | 3 | TOT |
| 30 | G SABOURIN, DANY | | | | | | | | |
| 35 | G CONKLIN, TY (W) | 52:48 | 01:36 | 05:36 | 60:00 | 1-7 | 0-9 | 2-14 | 3-30 |
| TEAM TOTALS | | 52:48 | 01:36 | 05:36 | 60:00 | 1-7 | 0-9 | 2-14 | 3-30 |

OFFICIALS

Referee: #42 Dan O'Rourke
#33 Kevin Pollock
Standby:

Linesman: #50 Scott Cherrey
#92 Mark Shewchuk
Standby:

3 STARS Picked By: Mellon Arena Media

1. Team PIT Pos C Player 71 E.MALKIN
2. PHI C 20 R.UMBERGER
3. PIT R 17 P.SYKORA

© Copyright 2007, National Hockey League 2008-02-10-15.41.58

12 71 17
37 41 20 5 19
25 11 46 4 55
38 24 27 44 58

VISITOR

HOME

Event Summary



3



Game
Sunday, February 10, 2008
Attendance 17,132 at Mellon Arena
Start 1:07 EST ; End 3:39 EST
Game 0843
Final



4



PHILADELPHIA FLYERS
Game 55 Away Game 28

PITTSBURGH PENGUINS
Game 56 Home Game 29

SHOTS SUMMARY (Goals-Shots On Goal)

| EV | PP | SH | TOT |
|------|-----|-----|------|
| 2-26 | 1-4 | | 3-30 |
| 5v5 | 5v4 | 5v3 | 4v5 |
| 4v4 | 4v3 | 3v5 | 3v4 |
| 3v3 | | | |
| 2-25 | 1-4 | 0-1 | |

| EV | PP | SH | TOT |
|------|-----|-----|------|
| 3-22 | 1-3 | | 4-25 |
| 5v5 | 5v4 | 5v3 | 4v5 |
| 4v4 | 4v3 | 3v5 | 3v4 |
| 3v3 | | | |
| 3-19 | 1-3 | 0-3 | |

FACE-OFF SUMMARY (Face-offs Won-Face-offs Total / Percentage)

| EV | PP | SH | TOT |
|-----------|---------|---------|-----------|
| 24-49/49% | 5-7/71% | 1-3/33% | 30-59/51% |

| EV | PP | SH | TOT |
|-----------|---------|---------|-----------|
| 25-49/51% | 2-3/67% | 2-7/29% | 29-59/49% |

TEAM SUMMARY

| PHILADELPHIA FLYERS | | | | | | | TOI | | | | | | | | | | S | | | | | | | | | |
|---------------------|---------------------|---|---|----|----|-----|-------|-----|-------|-------|-------|-------|---|-----|----|----|----|----|----|----|----|----|--|--|--|--|
| G | A | P | + | - | PN | PIM | TOT | SHF | AVG | PP | SH | EV | S | A/B | MS | HT | GV | TK | BS | FW | FL | F% | | | | |
| 2 | D HATCHER, DERIAN | | | -1 | | | 20:37 | 29 | 00:42 | 00:20 | 01:28 | 18:49 | 2 | | | | 1 | 1 | | 3 | | | | | | |
| 6 | D JONES, RANDY | | | | | | 21:20 | 30 | 00:42 | 02:05 | 00:55 | 18:20 | 2 | 1 | 3 | | 1 | 1 | | 3 | | | | | | |
| 12 | L GAGNE, SIMON | | | -1 | | | 05:32 | 7 | 00:47 | 01:55 | 00:00 | 03:37 | | | | | 1 | | | | | | | | | |
| 15 | R JURUB, JORREY | | | | | | 16:52 | 23 | 00:44 | 01:00 | 00:16 | 15:36 | 3 | | | | | | | | | | | | | |
| 17 | C CARTER, JEFF | 1 | 1 | -1 | | | 20:04 | 26 | 00:46 | 02:06 | 00:00 | 17:59 | 3 | 1 | 2 | 1 | 1 | | | 15 | 9 | 63 | | | | |
| 18 | C RICHARDS, MIKE | | | | | | 21:39 | 23 | 00:56 | 03:11 | 01:36 | 16:52 | 1 | 2 | 2 | 2 | | | | 10 | 9 | 53 | | | | |
| 19 | L HARTNELL, SCOTT | 1 | 1 | +1 | 1 | 2 | 20:52 | 22 | 00:56 | 02:41 | 00:00 | 18:11 | 5 | 1 | 1 | 2 | | | 1 | 0 | 1 | 0 | | | | |
| 20 | C UMBERGER, R.J. | 2 | 2 | -1 | | | 20:05 | 24 | 00:50 | 02:40 | 00:00 | 17:25 | 6 | 2 | 2 | 2 | | | | | | | | | | |
| 21 | D SMITH, JASON | | | -1 | | | 14:05 | 23 | 00:36 | 00:00 | 00:00 | 14:05 | | | | | 2 | | 2 | | | | | | | |
| 22 | R KNUBEE, MICHAEL | | | -2 | | | 19:01 | 22 | 00:51 | 02:55 | 00:00 | 16:06 | 1 | | 3 | 3 | | | | | | | | | | |
| 24 | R KAPANEN, SAMI | | | | | | 13:19 | 20 | 00:39 | 00:00 | 00:08 | 13:11 | | 1 | 1 | 1 | | | | 0 | 1 | 0 | | | | |
| 26 | D VANDERMEER, JAMES | 1 | 1 | +1 | | | 22:25 | 27 | 00:49 | 02:21 | 00:16 | 19:48 | 1 | 2 | 1 | 3 | | | | | | | | | | |
| 27 | R DOWNIE, STEVE | 1 | 1 | +1 | 1 | 5 | 14:01 | 16 | 00:52 | 00:01 | 00:00 | 14:00 | 1 | | 1 | 3 | 1 | | | | | | | | | |
| 28 | D KUKKONEN, LASSE | | | -1 | -1 | 2 | 13:56 | 23 | 00:36 | 00:00 | 00:00 | 13:56 | | 1 | 1 | 2 | | | | | | | | | | |
| 32 | L COTE, RILEY | | | | | | 03:32 | 7 | 00:30 | 00:00 | 00:00 | 03:32 | 1 | | | | | | | | | | | | | |
| 34 | C DOWD, JAMES | | | | | | 05:21 | 9 | 00:35 | 00:20 | 00:00 | 05:01 | | | | | | | | 0 | 1 | 0 | | | | |
| 44 | D TIMONEN, KIMMO | 1 | 1 | | 1 | 2 | 23:53 | 30 | 00:47 | 03:15 | 00:25 | 20:13 | 3 | 1 | | 2 | 1 | | 1 | | | | | | | |
| 48 | C BRIERE, DANIEL | | | | | | 18:58 | 24 | 00:47 | 03:11 | 00:00 | 15:47 | 1 | | | | | | 1 | 5 | 8 | 38 | | | | |
| 30 | G NIITYMAKI, ANTERO | | | | | | | | | | | | | | | | | | | | | | | | | |
| 43 | C BIRON, MARTIN | | | | | | | | | | | | | | | | | | | | | | | | | |
| TEAM TOTALS | | | | | | | 3 | 6 | 9 | -4 | 4 | 11 | | | | | | | | | | | | | | |

| PITTSBURGH PENGUINS | | | | | | | TOI | | | | | | | | | | S | | | | | | | | | |
|---------------------|----------------------|---|---|----|----|-----|-------|-----|-------|-------|-------|-------|---|-----|----|----|----|----|----|----|----|-----|--|--|--|--|
| G | A | P | + | - | PN | PIM | TOT | SHF | AVG | PP | SH | EV | S | A/B | MS | HT | GV | TK | BS | FW | FL | F% | | | | |
| 4 | D SCUDERI, ROBERT | | | -1 | | | 21:57 | 24 | 00:54 | 00:00 | 03:23 | 18:34 | | | | | | | | 2 | | | | | | |
| 5 | D SYDOR, DARRYL | | | | | | 16:57 | 22 | 00:46 | 00:00 | 00:50 | 16:07 | | 1 | | | | | | 2 | | | | | | |
| 11 | C STAAL, JORDAN | | | | | | 20:30 | 28 | 00:43 | 00:17 | 02:51 | 17:22 | 3 | | 1 | 1 | | | 1 | 9 | 8 | 53 | | | | |
| 12 | D MALONE, RYAN | 2 | 2 | | | | 20:23 | 27 | 00:45 | 00:38 | 03:03 | 16:42 | 1 | 2 | 2 | 4 | | | | | | | | | | |
| 16 | C CHRISTENSEN, ERIK | | | -1 | 1 | 2 | 15:34 | 21 | 00:44 | 00:16 | 00:00 | 15:18 | 4 | 2 | 2 | 2 | | 1 | | 1 | 0 | 100 | | | | |
| 17 | R SYKORA, PETR | 1 | 2 | 3 | +2 | | 18:17 | 24 | 00:45 | 00:41 | 00:00 | 17:36 | 2 | 1 | | | | | | | | | | | | |
| 19 | D WHITNEY, RYAN | | | | 1 | 2 | 17:57 | 24 | 00:44 | 00:00 | 01:22 | 16:35 | | | 3 | | | | 1 | | | | | | | |
| 20 | R ARMSTRONG, COLBY | | | | | | 15:00 | 20 | 00:45 | 00:00 | 02:02 | 12:58 | | | 1 | 3 | | | | | | | | | | |
| 24 | C BEECH, KRIS | | | | | | 06:45 | 9 | 00:45 | 00:00 | 00:00 | 06:45 | | | | 2 | | | | 4 | 3 | 57 | | | | |
| 25 | C TALBOT, MAXIME | | | | 2 | 4 | 16:57 | 24 | 00:42 | 00:00 | 00:54 | 16:03 | 4 | | 1 | | | | 1 | 0 | 2 | 0 | | | | |
| 27 | R LARAQUE, GEORGES | | | | | | 05:51 | 10 | 00:35 | 00:00 | 00:00 | 05:51 | | 1 | | | | | | | | | | | | |
| 37 | L RUUTU, JARKKO | | | | 1 | 5 | 09:39 | 14 | 00:41 | 00:00 | 00:31 | 09:08 | 1 | | | 7 | 1 | 1 | | | | | | | | |
| 38 | L TAFFE, JEFF | | | +1 | | | 09:55 | 13 | 00:45 | 00:00 | 00:00 | 09:55 | 1 | 2 | | 1 | 1 | | | | | | | | | |
| 41 | C SMITH, NATHAN | | | | | | 10:16 | 15 | 00:41 | 00:00 | 00:31 | 09:45 | 1 | 1 | | 3 | | | | 6 | 7 | 46 | | | | |
| 44 | D ORPIK, BROOKS | | | +1 | | | 18:57 | 21 | 00:54 | 00:16 | 00:42 | 17:59 | | | | 4 | | | 2 | | | | | | | |
| 55 | D GONCHAR, SERGEI | 1 | 1 | | | | 23:50 | 25 | 00:57 | 01:20 | 03:26 | 19:04 | 2 | 1 | | | | | | | | | | | | |
| 58 | D LETANG, KRISTOPHER | 1 | 1 | 2 | +2 | | 20:43 | 23 | 00:54 | 01:36 | 01:29 | 17:38 | 2 | 1 | 1 | | 1 | | | | | | | | | |
| 71 | C MALKIN, EVGENI | 1 | 3 | 4 | +1 | 1 | 21:12 | 26 | 00:48 | 01:36 | 01:20 | 18:16 | 4 | | | 1 | | | 1 | 9 | 10 | 47 | | | | |
| 30 | G SABOURIN, DANY | | | | | | | | | | | | | | | | | | | | | | | | | |
| 35 | C CONKLIN, TY | | | | | | | | | | | | | | | | | | | | | | | | | |
| TEAM TOTALS | | | | | | | 4 | 8 | 12 | +5 | 6 | 15 | | | | | | | | | | | | | | |

G=Goals A=Assists P=Points +/-=Plus/Minus PN=Number of Penalties PIM=Penalty Minutes TOI=Time On Ice SHF=#of Shifts AVG=Average Time/Shift S=Shots on Goal A/B=Attempts Blocked MS=Missed Shots HT=Hits Given GV=Giveaways TK=Takeaways BS=Blocked Shots FW=Faceoffs Won FL=Faceoffs Lost F%=Faceoff Win Percentage PP=Power Play SH=Short Handed EV=Even Strength OT=Overtime TOT=Total

VISITOR

HOME

Game Summary



2



Game
Wednesday, February 13, 2008
Attendance 16,982 at Mellon Arena
Start 7:36 EST ; End 9:59 EST
Game 0865
Final



1



BOSTON BRUINS
Game 57 Away Game 28

PITTSBURGH PENGUINS
Game 57 Home Game 30

SCORING SUMMARY

| G | Per | Time | Str | Team | Goal | Scorer | Assist | Assist | BOS on Ice | PIT on Ice | | | | | | | | | | | | |
|---|-----|-------|-----|------|------|-----------------|--------|------------------|------------|---------------|----|----|----|----|----|----|----|----|----|----|----|----|
| 1 | 1 | 12:58 | EV | BOS | 56 | P.NOKELAINEN(6) | 13 | G.METROPOLIT(14) | 17 | M.LUCIC(11) | 6 | 13 | 17 | 30 | 33 | 56 | 4 | 12 | 20 | 35 | 55 | 71 |
| 2 | 1 | 14:43 | EV | BOS | 60 | V.SOBOTKA(1) | 53 | J.REICH(2) | 22 | S.THORNTON(1) | 22 | 30 | 44 | 45 | 53 | 60 | 27 | 35 | 38 | 41 | 44 | 58 |
| 3 | 3 | 13:02 | PP | PIT | 71 | E.MALKIN(32) | 17 | P.SYKORA(23) | 11 | J.STAAL(12) | 11 | 13 | 30 | 33 | 34 | 11 | 17 | 19 | 35 | 55 | 71 | |

Per
Haber

BOSTON BRUINS

PITTSBURGH PENGUINS

PENALTY SUMMARY

| # | Per | Time | Player | PIM | Penalty |
|---|-----|-------|-------------|-----|--------------|
| 1 | 1 | 9:42 | 91 M.SAVARD | 2 | Tripping |
| 2 | 2 | 1:47 | 33 Z.CHARA | 2 | Holding |
| 3 | 2 | 8:56 | 91 M.SAVARD | 2 | Holding |
| 4 | 2 | 13:31 | 6 D.WIDEMAN | 2 | Hooking |
| 5 | 2 | 18:40 | 46 D.KREJCI | 2 | Hooking |
| 6 | 3 | 6:25 | 6 D.WIDEMAN | 2 | Kneeling |
| 7 | 3 | 9:23 | 91 M.SAVARD | 2 | Holding |
| 8 | 3 | 12:27 | 6 D.WIDEMAN | 2 | Interference |
| | | | | | TOT: 8-16 |

| # | Per | Time | Player | PIM | Penalty |
|---|-----|-------|------------------|-----|-----------|
| 1 | 1 | 4:30 | 55 S.GONCHAR | 2 | Hooking |
| 2 | 2 | 1:52 | 11 J.STAAL | 2 | Boarding |
| 3 | 2 | 5:07 | 16 E.CHRISTENSEN | 2 | Slashing |
| 4 | 2 | 19:07 | 16 E.CHRISTENSEN | 2 | Hooking |
| 5 | 3 | 4:58 | 11 J.STAAL | 2 | Tripping |
| 6 | 3 | 19:08 | 12 R.MALONE | 2 | Tripping |
| | | | | | TOT: 6-12 |

BY PERIOD

| Per | Goals | Shots | PN | PIM |
|-----|-------|-------|----|-----|
| 1 | 2 | 13 | 3 | 2 |
| 2 | 0 | 5 | 4 | 8 |
| 3 | 0 | 15 | 3 | 6 |
| TOT | 2 | 33 | 8 | 16 |

| Per | Goals | Shots | PN | PIM |
|-----|-------|-------|----|-----|
| 1 | 0 | 4 | 1 | 2 |
| 2 | 0 | 7 | 3 | 6 |
| 3 | 0 | 10 | 2 | 4 |
| TOT | 0 | 21 | 6 | 12 |

POWERPLAYS (Goals-Opp. / Power Play Time)

| 5v4 | 5v3 | 4v3 | TOT |
|-----------|-----|-----|-----------|
| 0-6/08:24 | | | 0-6/08:24 |

| 5v4 | 5v3 | 4v3 | TOT |
|-----------|-----|-----|-----------|
| 1-8/12:07 | | | 1-8/12:07 |

EVEN STRENGTH (Goals-Occurences / Time)

| 5v5 | 4v4 | 3v3 | TOT |
|------------|-----------|-----|------------|
| 2-12/37:01 | 0-2/02:28 | | 2-14/39:29 |

| 5v5 | 4v4 | 3v3 | TOT |
|------------|-----------|-----|------------|
| 0-12/37:01 | 0-2/02:28 | | 0-14/39:29 |

GOALTENDER SUMMARY

| BOSTON BRUINS | | TOI | | | | GOALS:SHOTS:AGAINST | | | |
|---------------|---------------------------|-------|-------|-------|-------|---------------------|-----|------|------|
| | | EV | PP | SH | TOT | 1 | 2 | 3 | TOT |
| 29 | G.AULD, ALEXANDER | | | | | | | | |
| 30 | G.THOMAS, TIMOTHY JR. (W) | 39:22 | 08:24 | 12:07 | 59:53 | 0-4 | 0-7 | 1-10 | 1-21 |
| EMPTY NET | | 00:07 | 00:00 | 00:00 | 00:07 | | | | |
| TEAM TOTALS | | 39:29 | 08:24 | 12:07 | 60:00 | 0-4 | 0-7 | 1-10 | 1-21 |

| PITTSBURGH PENGUINS | | TOI | | | | GOALS:SHOTS:AGAINST | | | |
|---------------------|------------------|-------|-------|-------|-------|---------------------|-----|------|------|
| | | EV | PP | SH | TOT | 1 | 2 | 3 | TOT |
| 30 | G.SABOURIN, DANY | | | | | | | | |
| 35 | G.CONKIN, TY (L) | 39:14 | 12:07 | 07:32 | 58:53 | 2-13 | 0-5 | 0-15 | 2-33 |
| EMPTY NET | | 00:15 | 00:00 | 00:52 | 01:07 | | | | |
| TEAM TOTALS | | 39:29 | 12:07 | 08:24 | 60:00 | 2-13 | 0-5 | 0-15 | 2-33 |

OFFICIALS

Referee: #25 Marc Joannette Linesman: #68 Scott Driscoll
#48 Frederick L'Ecuyer #86 Brad Lazarowich
Standby: Standby:

3 STARS Picked By: Mellon Arena Media

1. Team BOS Pos D Player 33 Z.CHARA
2. BOS C 60 V.SOBOTKA
3. PIT C 71 E.MALKIN

12 71 17 4 55
25 11 16 5 19
37 41 20 44 58
38 27 67

VISITOR

HOME

Event Summary



2



Game
Wednesday, February 13, 2008
Attendance 16,982 at Mellon Arena
Start 7:36 EST ; End 9:59 EST
Game 0865
Final



1



BOSTON BRUINS
Game 57 Away Game 28

PITTSBURGH PENGUINS
Game 57 Home Game 30

SHOTS SUMMARY (Goals-Shots On Goal)

| BOSTON BRUINS | | | | | | | | | | PITTSBURGH PENGUINS | | | | | | | | | |
|---------------|-----|-----|-----|-----|-----|-----|-----|-----|--|---------------------|-----|-----|-----|-----|-----|-----|-----|-----|--|
| EV | | PP | | SH | | TOT | | | | EV | | PP | | SH | | TOT | | | |
| 2 | 30 | 0 | 3 | | | | 233 | | | 0 | 2 | 1 | 7 | 0 | 2 | | 21 | | |
| 5v5 | 5v4 | 5v3 | 4v5 | 4v4 | 4v3 | 3v5 | 3v4 | 3v3 | | 5v5 | 5v4 | 5v3 | 4v5 | 4v4 | 4v3 | 3v5 | 3v4 | 3v3 | |
| 2 | 30 | 0 | 3 | | | | | | | 0 | 9 | 1 | 7 | 0 | 2 | 0 | 3 | | |

FACE-OFF SUMMARY (Face-offs Won-Face-offs Total / Percentage)

| BOSTON BRUINS | | | | PITTSBURGH PENGUINS | | | |
|---------------|---------|----------|-----------|---------------------|----------|---------|-----------|
| EV | PP | SH | TOT | EV | PP | SH | TOT |
| 25/36/69% | 5/9/56% | 5/11/45% | 35/56/63% | 11/36/31% | 6/11/55% | 4/9/44% | 21/56/38% |

TEAM SUMMARY


| BOSTON BRUINS | | | | | | | | | | | PITTSBURGH PENGUINS | | | | | | | | | | | | | | | | | | | | | |
|---------------------|---|---------------------|-----|----|-----|-----|-----|-------|-------|-------|---------------------|-------|-------|-------|----|-----|-----|-----|-----|----|----|-----|----|-----|----|----|----|----|----|----|----|----|
| G | A | P | +/- | PN | PIM | TOT | SHF | AVG | PP | SH | EV | S | A/B | MS | HT | GV | TK | BS | FW | FL | F% | | | | | | | | | | | |
| 6 | D | WIDEMAN, DENNIS | | | +1 | 3 | 6 | 30:41 | 32 | 00:57 | 06:44 | 04:56 | 19:01 | 2 | 3 | 4 | 1 | | 3 | | | | | | | | | | | | | |
| 11 | L | AXELSSON, PER JOHAN | | | | | | 21:14 | 29 | 00:43 | 01:06 | 06:35 | 13:33 | 1 | | | | | | 1 | 0 | 100 | | | | | | | | | | |
| 13 | C | METROPOLIT, GLEN | | | 1 | 1 | | 15:46 | 26 | 00:36 | 00:00 | 06:39 | 09:07 | 3 | | | | 1 | 1 | 12 | 4 | 75 | | | | | | | | | | |
| 16 | L | STURM, MARCO | | | | | | 19:30 | 25 | 00:46 | 04:36 | 05:32 | 09:22 | 1 | 1 | 1 | 1 | | | 0 | 1 | 0 | | | | | | | | | | |
| 17 | L | LUCIC, MILAN | | | 1 | 1 | | 12:50 | 17 | 00:45 | 02:31 | 00:00 | 10:19 | 1 | | | | 4 | | | | | | | | | | | | | | |
| 21 | D | BERENCE, ANDREW | | | | | | 24:36 | 30 | 00:49 | 02:10 | 04:25 | 18:01 | 2 | 1 | 1 | 2 | | | | | | | | | | | | | | | |
| 22 | L | THORNTON, SHAWN | | | 1 | 1 | | 04:06 | 7 | 00:35 | 00:00 | 00:00 | 04:06 | 1 | | | | 1 | | | | | | | | | | | | | | |
| 27 | R | MURRAY, GLEN | | | | | | 19:04 | 24 | 00:47 | 05:39 | 00:00 | 13:25 | 3 | 1 | 2 | 1 | | | | | | | | | | | | | | | |
| 33 | D | CHARA, ZDENO | | | | +1 | 1 | 2 | 29:27 | 34 | 00:51 | 06:19 | 07:42 | 15:26 | 1 | 1 | 3 | 5 | | 2 | | | | | | | | | | | | |
| 34 | D | KNIDY, SHANE | | | | | | 18:00 | 25 | 00:43 | 00:59 | 05:05 | 11:56 | 2 | | | | | | | | | | | | | | | | | | |
| 44 | D | WARD, AARON | | | | +1 | | 09:32 | 12 | 00:47 | 00:41 | 01:00 | 07:51 | | | 1 | 3 | | | | | | | | | | | | | | | |
| 45 | D | STUART, MARK | | | | | | 08:42 | 14 | 00:37 | 00:00 | 01:06 | 07:36 | | 1 | | 2 | | | | | | | | | | | | | | | |
| 46 | C | KREJCI, DAVID | | | | | 1 | 2 | 15:09 | 18 | 00:50 | 02:40 | 00:00 | 12:29 | 3 | 2 | | 1 | | 1 | 10 | 2 | 83 | | | | | | | | | |
| 53 | L | REICH, JEREMY | | | 1 | 1 | | 09:51 | 17 | 00:34 | 00:00 | 05:01 | 04:50 | | | | | | | 1 | 1 | 50 | | | | | | | | | | |
| 56 | C | NOKELAINEN, PETTERI | | | 1 | 1 | | 07:27 | 10 | 00:44 | 00:00 | 00:00 | 07:27 | 3 | | | | 2 | | 1 | 0 | 100 | | | | | | | | | | |
| 60 | C | SOBOTKA, VLADIMIR | | | 1 | 1 | | 04:29 | 8 | 00:33 | 00:00 | 00:00 | 04:29 | 1 | | | | | | 0 | 4 | 0 | | | | | | | | | | |
| 81 | C | KESSEL, PHIL | | | | | | 14:53 | 20 | 00:44 | 02:51 | 00:00 | 12:02 | 6 | | 1 | | | | | | | | | | | | | | | | |
| 91 | C | SAVARD, MARC | | | | 3 | 6 | 20:15 | 26 | 00:46 | 05:44 | 00:27 | 14:04 | 3 | 1 | 1 | 2 | 1 | 1 | 10 | 9 | 53 | | | | | | | | | | |
| 29 | G | AULD, ALEXANDER | | | | | | | | | | | | | | | | | | | | | | | | | | | | | | |
| 30 | G | THOMAS, TIMOTHY JR | | | | | | | | | | | | | | | | | | | | | | | | | | | | | | |
| TEAM TOTALS | | | | | | | | | | | 2 | 4 | 6 | +10 | 8 | 16 | | | | | | | 33 | 11 | 17 | 27 | 2 | 2 | 7 | 35 | 21 | 63 |
| PITTSBURGH PENGUINS | | | | | | | | | | | G | A | P | +/- | PN | PIM | TOT | SHF | AVG | PP | SH | EV | S | A/B | MS | HT | GV | TK | BS | FW | FL | F% |
| 4 | D | SCUDERI, ROBERT | | | | -1 | | 16:58 | 24 | 00:42 | 00:00 | 04:48 | 12:10 | | | | | 1 | | | | | | | | | | | | | | |
| 5 | D | SYDOR, DARRYL | | | | | | 12:41 | 15 | 00:50 | 01:24 | 00:53 | 10:24 | | | | | | | | | | | | | | | | | | | |
| 11 | C | STAAL, JORDAN | | | 1 | 1 | | 19:38 | 24 | 00:49 | 04:23 | 03:04 | 12:11 | 1 | | 1 | 2 | | | 4 | 8 | 33 | | | | | | | | | | |
| 12 | L | MALONE, RYAN | | | -1 | 1 | 2 | 23:26 | 28 | 00:50 | 06:29 | 03:41 | 13:18 | | | 3 | 2 | 2 | | 0 | 7 | 0 | | | | | | | | | | |
| 16 | C | CHRISTENSEN, ERIK | | | | | 2 | 4 | 17:03 | 22 | 00:46 | 03:25 | 00:00 | 13:38 | 2 | 2 | 3 | 1 | | 1 | 1 | 50 | | | | | | | | | | |
| 17 | R | SYKORA, PETR | | | 1 | 1 | | 20:43 | 25 | 00:49 | 07:44 | 00:52 | 12:07 | 5 | | 3 | 1 | | | | | | | | | | | | | | | |
| 19 | D | WHITNEY, RYAN | | | | | | 27:15 | 26 | 01:02 | 09:53 | 03:36 | 13:46 | | | | | 1 | | 3 | | | | | | | | | | | | |
| 20 | R | ARMSTRONG, COLBY | | | | -1 | | 13:09 | 19 | 00:41 | 00:36 | 03:09 | 09:25 | 1 | | | 2 | | | | | | | | | | | | | | | |
| 25 | C | TALBOT, MAXIME | | | | | | 17:40 | 24 | 00:44 | 00:58 | 02:58 | 13:44 | 3 | | | | | | 2 | 5 | 29 | | | | | | | | | | |
| 27 | R | LARAQUE, GEORGES | | | | -1 | | 03:41 | 6 | 00:36 | 00:00 | 00:00 | 03:41 | | | | | 1 | | | | | | | | | | | | | | |
| 37 | L | RUUTU, JARKKO | | | | | | 10:48 | 14 | 00:46 | 00:35 | 00:40 | 09:33 | | | | 2 | | | 1 | | | | | | | | | | | | |
| 38 | L | JAFFE, JEFF | | | | -1 | | 10:20 | 15 | 00:41 | 02:43 | 00:00 | 07:37 | 1 | | 1 | 1 | | | | | | | | | | | | | | | |
| 41 | C | SMITH, NATHAN | | | | -1 | | 05:40 | 8 | 00:42 | 00:00 | 00:40 | 05:00 | | | 1 | 1 | | | 1 | 2 | 33 | | | | | | | | | | |
| 44 | D | ORRIK, BROOKS | | | | -1 | | 09:57 | 13 | 00:45 | 00:00 | 00:00 | 09:57 | 1 | | 1 | 3 | | | | | | | | | | | | | | | |
| 55 | D | GONCHAR, SERGEI | | | | -1 | 1 | 2 | 27:46 | 27 | 01:01 | 09:23 | 04:20 | 14:03 | 2 | 2 | 1 | 1 | | 2 | | | | | | | | | | | | |
| 58 | D | LETANG, KRISTOPHER | | | | -1 | | 17:02 | 23 | 00:44 | 02:12 | 03:11 | 11:39 | | | 2 | 1 | 2 | | | | | | | | | | | | | | |
| 67 | D | GOLIGOSKI, ALEX | | | | | | 08:40 | 13 | 00:40 | 01:22 | 00:00 | 07:18 | | | | | | | 1 | | | | | | | | | | | | |
| 71 | C | WALKIN, EVGENI | | | 1 | 1 | | 27:48 | 27 | 01:01 | 09:29 | 02:36 | 15:43 | 5 | 3 | 2 | 1 | | 2 | 13 | 18 | 42 | | | | | | | | | | |
| 30 | G | SABOURIN, DANY | | | | | | | | | | | | | | | | | | | | | | | | | | | | | | |
| 35 | G | CONKLIN, TY | | | | | | | | | | | | | | | | | | | | | | | | | | | | | | |
| TEAM TOTALS | | | | | | | | | | | 1 | 2 | 3 | -10 | 6 | 12 | | | | | | | 21 | 7 | 16 | 23 | 7 | 6 | 11 | 21 | 35 | 38 |

G=Goals A=Assists P=Points +/-=Plus/Minus PN=Number of Penalties PIM=Penalty Minutes TOI=Tjme On Ice SHF=# of Shifts AVG=Average Time/Shift S=Shots on Goal A/B=Attempts Blocked MS=Missed Shots HT=Hits Given GV=Giveaways TK=Takeaways BS=Blocked Shots FW=Faceoffs Won FL=Faceoffs Lost F%=Faceoff Win Percentage PP=Power Play SH=Short Handed EV=Even Strength OT=Overtime TOT=Total

Game Summary

Game
Thursday, February 14, 2008
Attendance 14,922 at RBC Center
Start 7:08 EST ; End 9:36 EST
Game 0868
Final


VISITOR



2

PITTSBURGH PENGUINS
Game 58 Away Game 28

HOME



4

CAROLINA HURRICANES
Game 60 Home Game 27

SCORING SUMMARY

| G | Per | Time | Str | Team | Goal | Scorer | Assist | Assist | PIT on Ice | CAR on Ice |
|---|-----|-------|-----|------|------|---------------|--------------------|-------------------|------------------------|-----------------------|
| 1 | 1 | 3:13 | PP | CAR | 26 | E.COLE(13) | 13 R.WHITNEY(30) | 51 J.HAMILTON(13) | 4, 12, 30, 41, 55 | 5, 12, 13, 26, 30, 51 |
| 2 | 1 | 13:00 | EV | PIT | 44 | B.ORPIK(1) | 20 C.ARMSTRONG(15) | 37 J.RUUTU(7) | 20, 30, 37, 44, 58, 71 | 7, 18, 24, 30, 37, 53 |
| 3 | 2 | 2:37 | PP | PIT | 71 | E.MALKIN(33) | unassisted | | 12, 17, 19, 30, 55, 71 | 5, 13, 24, 30, 38 |
| 4 | 2 | 10:36 | PP | CAR | 12 | E.STAAL(28) | 16 A.LADD(6) | 13 R.WHITNEY(31) | 12, 19, 30, 37, 58 | 5, 12, 13, 16, 30, 51 |
| 5 | 3 | 3:45 | PP | CAR | 13 | R.WHITNEY(22) | 12 E.STAAL(22) | 5 F.KABERLE(13) | 4, 11, 12, 30, 55 | 5, 12, 13, 26, 30, 51 |
| 6 | 3 | 11:39 | EV | CAR | 18 | R.BAYDA(1) | 24 S.WALKER(11) | 2 G.WESLEY(4) | 20, 30, 37, 44, 58, 71 | 2, 18, 24, 30, 37, 38 |

PITTSBURGH PENGUINS

CAROLINA HURRICANES

PENALTY SUMMARY

| # | Per | Time | Player | PIM | Penalty | # | Per | Time | Player | PIM | Penalty |
|------------------|-----|-------|---------------|-----|-------------------------------|-----------------|-----|-------|----------------|-----|-------------------------|
| 1 | 1 | 3:07 | 11 J.STAAL | 2 | Kneeing | 1 | 1 | 5:32 | 38 T.CONBOY | 2 | Unsportsmanlike conduct |
| 2 | 1 | 5:32 | 41 N.SMITH | 2 | Unsportsmanlike conduct | 2 | 1 | 12:08 | 28 W.BROOKBANK | 5 | Fighting (maj) |
| 3 | 1 | 12:08 | 27 G.LARAQUE | 5 | Fighting (maj) | 3 | 1 | 18:06 | 13 R.WHITNEY | 2 | Hooking |
| 4 | 2 | 4:59 | 4 R.SCUDERI | 2 | Holding | 4 | 2 | 1:43 | 19 T.LETOWSKI | 2 | Hooking |
| 5 | 2 | 8:57 | 11 J.STAAL | 2 | Hi-sticking | 5 | 2 | 7:12 | 12 E.STAAL | 2 | Hooking |
| 6 | 2 | 9:50 | 55 S.GONCHAR | 2 | Cross checking | 6 | 2 | 9:50 | 26 E.COLE | 2 | Cross checking |
| 7 | 2 | 16:56 | 30 D.SABOURIN | 2 | Delaying Game-Smothering puck | 7 | 3 | 12:53 | 18 R.BAYDA | 2 | Hi-sticking |
| 8 | 3 | 3:09 | 25 M.TALBOT | 2 | Holding | 8 | 3 | 14:48 | 2 G.WESLEY | 2 | Interference |
| 9 | 3 | 14:48 | 11 J.STAAL | 2 | Charging | 9 | 3 | 18:51 | 7 N.WALLIN | 2 | Holding |
| 10 | 3 | 15:12 | 71 E.MALKIN | 2 | Tripping | TOT 9-21 | | | | | |
| TOT 10-23 | | | | | | | | | | | |

BY PERIOD

| Per | Goals | Shots | PN | PIM | Per | Goals | Shots | PN | PIM |
|------------|----------|-----------|-----------|-----------|------------|----------|-----------|----------|-----------|
| 1 | 1 | 6 | 3 | 9 | 1 | 1 | 14 | 3 | 9 |
| 2 | 1 | 9 | 4 | 8 | 2 | 1 | 19 | 3 | 6 |
| 3 | 0 | 7 | 3 | 6 | 3 | 2 | 13 | 3 | 6 |
| TOT | 2 | 22 | 10 | 23 | TOT | 4 | 46 | 9 | 21 |

POWERPLAYS (Goals-Opp. / Power Play Time)

| 5v4 | 5v3 | 4v3 | TOT | 5v4 | 5v3 | 4v3 | TOT |
|-----------|-----|-----|-----------|-----------|-----|-----|-----------|
| 1-5/07:46 | | | 1-5/07:46 | 3-6/08:06 | | | 3-6/08:06 |

EVEN STRENGTH (Goals-Occurrences / Time)

| 5v5 | 4v4 | 3v3 | TOT | 5v5 | 4v4 | 3v3 | TOT |
|------------|-----------|-----|------------|------------|-----------|-----|------------|
| 1-11/41:53 | 0-2/02:15 | | 1-13/44:08 | 1-11/41:53 | 0-2/02:15 | | 1-13/44:08 |

GOALTENDER SUMMARY

| | | TOI | | | | GOALS-SHOTS AGAINST | | | |
|----------------------------|----------------------|--------------|--------------|--------------|--------------|---------------------|-------------|-------------|-------------|
| | | EV | PP | SH | TOT | 1 | 2 | 3 | TOT |
| PITTSBURGH PENGUINS | | | | | | | | | |
| 30 | G SABOURIN, DANY (L) | 44:08 | 06:37 | 08:06 | 58:51 | 1-14 | 1-19 | 2-13 | 4-46 |
| 35 | G CONKLIN, TY | | | | | | | | |
| | EMPTY NET | 00:00 | 01:09 | 00:00 | 01:09 | | | | |
| TEAM TOTALS | | 44:08 | 07:46 | 08:06 | 60:00 | 1-14 | 1-19 | 2-13 | 4-46 |

| | | TOI | | | | GOALS-SHOTS AGAINST | | | |
|----------------------------|-----------------|--------------|--------------|--------------|--------------|---------------------|------------|------------|-------------|
| | | EV | PP | SH | TOT | 1 | 2 | 3 | TOT |
| CAROLINA HURRICANES | | | | | | | | | |
| 30 | G WARD, CAM (W) | 44:08 | 08:06 | 07:46 | 60:00 | 1-6 | 1-9 | 0-7 | 2-22 |
| 47 | G GRAHAME, JOHN | 00:00 | 00:00 | 00:00 | 00:00 | | | | |
| TEAM TOTALS | | 44:08 | 08:06 | 07:46 | 60:00 | 1-6 | 1-9 | 0-7 | 2-22 |

| OFFICIALS | | | | 3 STARS Picked By: Media | | |
|---------------------------|---------------------------|---------|-----|--------------------------|--|--|
| Referee: #27 Eric Furlatt | Linesman: #75 Derek Amell | 1. Team | Pos | Player | | |
| #23 Brad Watson | #78 Brian Mach | 2. CAR | L | 13 R.WHITNEY | | |
| Standby: | Standby: | 3. CAR | C | 12 E.STAAL | | |
| | | | D | 5 F.KABERLE | | |

© Copyright 2007, National Hockey League 2008-02-15-1.22.18

12 71 17
 37 41 27 5 19
 25 11 48 4 55
 24 38 20 44 58

VISITOR

HOME

Event Summary



2



Game
Thursday, February 14, 2008
Attendance 14,922 at RBC Center
Start 7:08 EST ; End 9:36 EST
Game 0868
Final



4



PITTSBURGH PENGUINS
Game 58 Away Game 28

CAROLINA HURRICANES
Game 60 Home Game 27

SHOTS SUMMARY (Goals-Shots On Goal)

| PITTSBURGH PENGUINS | | | | | | | | | CAROLINA HURRICANES | | | | | | | | |
|---------------------|-----|-----|------|-----|-----|------|------|-----|---------------------|-----|-----|-----|-----|-----|-----|-----|-----|
| EV | PP | SH | TOT | | | EV | PP | SH | TOT | | | | | | | | |
| 1-17 | 1-4 | 0-1 | 2-22 | | | 1-33 | 3-11 | 0-2 | 4-46 | | | | | | | | |
| 5v5 | 5v4 | 5v3 | 4v5 | 4v4 | 4v3 | 3v5 | 3v4 | 3v3 | 5v5 | 5v4 | 5v3 | 4v5 | 4v4 | 4v3 | 3v5 | 3v4 | 3v3 |
| 1-16 | 1-4 | 0-1 | 0-1 | | | 1-31 | 3-11 | 0-2 | 0-2 | | | | | | | | |

FACE-OFF SUMMARY (Face-offs Won-Face-offs Total / Percentage)

| PITTSBURGH PENGUINS | | | | CAROLINA HURRICANES | | | |
|---------------------|---------|---------|-----------|---------------------|---------|---------|-----------|
| EV | PP | SH | TOT | EV | PP | SH | TOT |
| 22-45/49% | 4-8/50% | 3-9/33% | 29-62/47% | 23-45/51% | 6-9/67% | 4-8/50% | 33-62/53% |

TEAM SUMMARY

| PITTSBURGH PENGUINS | | | | | | | | | | | CAROLINA HURRICANES | | | | | | | | | | | | |
|---------------------|--------------------|---|---|---|-----|----|-----|-------|-----|-------|---------------------|-------|-------|----|-----|----|----|----|----|----|----|----|----|
| # | NAME | G | A | P | +/- | PN | PIM | TOI | | | | | | S | A/B | MS | HT | GV | TK | BS | FW | FL | F% |
| | | | | | | | | TOT | SHF | AVG | PP | SH | EV | | | | | | | | | | |
| 4 | DISCUDERI, ROBERT | | | | | 1 | 2 | 17:22 | 23 | 00:45 | 00:04 | 03:47 | 13:31 | | | | | 1 | | | | | |
| 5 | SYDOR, DARRYL | | | | | | | 16:09 | 22 | 00:44 | 01:40 | 00:03 | 14:26 | | | 1 | | 2 | | | | | |
| 11 | STAAL, JORDAN | | | | | 3 | 6 | 18:54 | 23 | 00:49 | 03:25 | 03:09 | 12:20 | 3 | 1 | 1 | 1 | 1 | 3 | 4 | 13 | 24 | |
| 12 | MALONE, RYAN | | | | | | | 24:42 | 26 | 00:57 | 05:30 | 05:23 | 13:49 | 4 | 2 | | 2 | 1 | 1 | | 0 | 3 | 0 |
| 17 | RSYKORA, PETR | | | | | | | 20:02 | 27 | 00:44 | 05:30 | 00:14 | 14:18 | 1 | 2 | | | | | | | | |
| 19 | WHITNEY, RYAN | | | | | | | 25:29 | 27 | 00:56 | 05:32 | 02:11 | 17:46 | 1 | 2 | 1 | | | | | | | |
| 20 | ARMSTRONG, COLBY | 1 | | 1 | | | | 13:56 | 19 | 00:44 | 00:00 | 02:29 | 11:27 | | | | 2 | | 2 | 1 | | | |
| 24 | BEECH, KRIS | | | | | | | 10:29 | 14 | 00:44 | 02:16 | 00:00 | 08:13 | 2 | | | 3 | | 1 | 6 | 3 | 67 | |
| 25 | TALBOT, MAXIME | | | | | 1 | 2 | 16:12 | 21 | 00:46 | 00:00 | 02:29 | 13:43 | 1 | 1 | | 1 | | 2 | 1 | 2 | 1 | 67 |
| 27 | LARAQUE, GEORGES | | | | | 1 | 5 | 07:23 | 11 | 00:40 | 00:00 | 00:00 | 07:23 | | | 1 | | 2 | | | | | |
| 37 | RJUTU, JARKKO | 1 | | 1 | | | | 10:49 | 14 | 00:46 | 00:00 | 01:19 | 09:30 | | | 1 | 2 | | 2 | | | | |
| 38 | TAFFE, JEFF | | | | | | | 06:12 | 6 | 01:02 | 01:04 | 00:00 | 05:08 | | 1 | | | | | | | | |
| 41 | SMITH, NATHAN | | | | | 1 | 2 | 07:42 | 10 | 00:46 | 00:00 | 00:06 | 07:36 | | 2 | | 3 | | | 5 | 2 | 71 | |
| 44 | DORPIK, BROOKS | 1 | | 1 | | | | 15:45 | 20 | 00:47 | 00:00 | 00:14 | 15:31 | 2 | 2 | | 1 | | 1 | | | | |
| 48 | KENNEDY, TYLER | | | | | | | 13:00 | 17 | 00:45 | 01:12 | 00:11 | 11:37 | 2 | 2 | | 1 | | 3 | 1 | | | |
| 55 | GONCHAR, SERGEI | | | | | 1 | 2 | 27:10 | 27 | 01:00 | 06:06 | 05:58 | 15:06 | 2 | 1 | 2 | 1 | | 2 | | | | |
| 58 | LETANG, KRISTOPHER | | | | | | | 18:18 | 20 | 00:54 | 02:10 | 03:59 | 12:09 | | 1 | 1 | 3 | 1 | 1 | | | | |
| 71 | MALKIN, EVGENI | 1 | | 1 | | 1 | 2 | 21:14 | 28 | 00:45 | 05:30 | 00:52 | 14:52 | 4 | 4 | 2 | 2 | 1 | 2 | 12 | 11 | 52 | |
| 30 | SABOURIN, DANY | | | | | 1 | 2 | | | | | | | | | | 1 | | | | | | |
| 35 | CONKLIN, TY | | | | | | | | | | | | | | | | | | | | | | |
| TEAM TOTALS | | 2 | 2 | 4 | 0 | 10 | 23 | | | | | | | 22 | 22 | 9 | 24 | 8 | 13 | 12 | 29 | 33 | 47 |

| CAROLINA HURRICANES | | | | | | | | | | | PITTSBURGH PENGUINS | | | | | | | | | | | | |
|---------------------|--------------------|---|---|----|-----|----|-----|-------|-----|-------|---------------------|-------|-------|----|-----|----|----|----|----|----|----|-----|----|
| # | NAME | G | A | P | +/- | PN | PIM | TOI | | | | | | S | A/B | MS | HT | GV | TK | BS | FW | FL | F% |
| | | | | | | | | TOT | SHF | AVG | PP | SH | EV | | | | | | | | | | |
| 2 | WESLEY, GLEN | 1 | 1 | | +1 | 1 | 2 | 23:30 | 31 | 00:45 | 01:04 | 05:01 | 17:25 | 1 | | | 4 | | | 6 | | | |
| 5 | KABERLE, FRANTISEK | 1 | 1 | | | | | 25:07 | 32 | 00:47 | 06:53 | 02:40 | 15:34 | 1 | 1 | 1 | | | 4 | | | | |
| 7 | WALLIN, NICLAS | | | | -1 | 1 | 2 | 23:57 | 36 | 00:39 | 00:59 | 04:11 | 18:47 | | 1 | 2 | 2 | | 1 | 3 | | | |
| 12 | STAAL, ERIC | 1 | 1 | 2 | | 1 | 2 | 25:19 | 27 | 00:56 | 06:45 | 04:08 | 14:26 | 7 | 1 | 7 | 1 | | 1 | 17 | 12 | 59 | |
| 13 | WHITNEY, RAY | 1 | 2 | 3 | | 1 | 2 | 24:33 | 26 | 00:56 | 06:45 | 02:50 | 14:58 | 6 | | | | | 2 | | | | |
| 14 | SAMSONOV, SERGEI | | | | | | | 13:36 | 19 | 00:42 | 01:21 | 00:00 | 12:15 | 4 | 2 | | | | 3 | 1 | | | |
| 16 | LADD, ANDREW | 1 | | 1 | | | | 13:53 | 20 | 00:41 | 01:31 | 00:00 | 12:22 | 6 | 1 | 1 | | | | 1 | 0 | 100 | |
| 17 | BRIND'AMOUR, ROD | | | | | | | 00:54 | 1 | 00:54 | 00:00 | 00:00 | 00:54 | | | | | | | | | | |
| 18 | BAYDA, RYAN | 1 | | 1 | | 1 | 2 | 14:09 | 17 | 00:49 | 00:00 | 00:00 | 14:09 | 3 | 2 | 1 | 1 | | | | | | |
| 19 | LETOWSKI, TREVOR | | | | | 1 | 2 | 16:36 | 24 | 00:41 | 00:00 | 02:26 | 14:10 | 3 | | | 2 | | 1 | 1 | 10 | 6 | 63 |
| 24 | WALKER, SCOTT | 1 | | 1 | | | | 16:34 | 22 | 00:45 | 01:21 | 02:44 | 12:29 | 5 | | | 3 | 1 | 1 | 2 | 0 | 1 | 0 |
| 26 | COLE, ERIK | 1 | | 1 | | 1 | 2 | 24:22 | 27 | 00:54 | 05:37 | 03:24 | 15:21 | 3 | | 2 | 6 | 4 | | | | | |
| 28 | BROOKBANK, WADE | | | | | 1 | 5 | 02:56 | 5 | 00:35 | 00:00 | 00:00 | 02:56 | | | | 2 | | | | | | |
| 29 | MORMINA, JOEY | | | | | | | 07:45 | 11 | 00:42 | 00:00 | 00:00 | 07:45 | 1 | | 1 | 4 | | | | | | |
| 37 | RAUCOIN, KEITH | | | | | | | 15:16 | 19 | 00:48 | 01:43 | 00:00 | 13:33 | 3 | 1 | | | | 1 | 5 | 9 | 36 | |
| 38 | CONBOY, TIM | | | | | +1 | 1 | 14:54 | 25 | 00:35 | 00:03 | 01:12 | 13:39 | | 1 | | 1 | | 1 | | | | |
| 51 | HAMILTON, JEFFREY | 1 | | 1 | | | | 07:49 | 10 | 00:46 | 04:53 | 00:00 | 02:56 | 2 | | | | | | 0 | 1 | 0 | |
| 53 | BORER, CASEY | | | | | -1 | | 18:49 | 34 | 00:33 | 01:35 | 02:28 | 14:46 | 1 | 2 | | 6 | 1 | 1 | 3 | | | |
| 30 | WARD, CAM | | | | | | | | | | | | | | | | | | | | | | |
| 47 | GRAHAME, JOHN | | | | | | | | | | | | | | | | | | | | | | |
| TEAM TOTALS | | 4 | 8 | 12 | 0 | 9 | 21 | | | | | | | 46 | 12 | 15 | 32 | 6 | 10 | 22 | 33 | 29 | 53 |

G=Goals A=Assists P=Points +/-=Plus/Minus PN=Number of Penalties PIM=Penalty Minutes TOI=Time On Ice SHF=# of Shifts AVG=Average Time/Shift S=Shots on Goal A/B=Attempts Blocked MS=Missed Shots HT=Hits Given GV=Giveaways TK=Takeaways BS=Blocked Shots FW=Faceoffs Won FL=Faceoffs Lost F%=Faceoff Win Percentage PP=Power Play SH=Short Handed EV=Even Strength OT=Overtime TOT=Total

VISITOR

HOME

Game Summary



4



Game
Sunday, February 17, 2008
Attendance 18,690 at HSBC Arena
Start 6:07 EST ; End 8:27 EST
Game 0890
Final



1



PITTSBURGH PENGUINS
Game 59 Away Game 29

BUFFALO SABRES
Game 59 Home Game 27

SCORING SUMMARY

| G | Per | Time | Str | Team | Goal Scorer | Assist | Assist | PIT on Ice | BUF on Ice |
|---|-----|-------|-------|------|-------------------|-----------------|---------------------|------------------------|-----------------------|
| 1 | 2 | 7:28 | EV | PIT | 37 J.RUUTU(1) | 12 R.MALONE(15) | 4 R.SCUDERI(3) | 4, 11, 12, 35, 37, 55 | 6, 9, 26, 30, 41, 51 |
| 2 | 2 | 9:28 | PP | PIT | 17 P.SYKORA(19) | 71 E.MALKIN(43) | 55 S.GONCHAR(39) | 12, 17, 19, 35, 55, 71 | 5, 9, 10, 20, 30 |
| 3 | 2 | 14:45 | PP | BUF | 26 T.VANEK(22) | 9 D.ROY(27) | 29 J.POMINVILLE(36) | 4, 11, 12, 35, 55 | 6, 9, 19, 26, 29, 30 |
| 4 | 3 | 8:13 | EV | PIT | 71 E.MALKIN(34) | 25 M.TALBOT(10) | 17 P.SYKORA(24) | 17, 25, 35, 44, 58, 71 | 5, 10, 20, 29, 30, 55 |
| 5 | 3 | 18:48 | EV-EN | PIT | 20 C.ARMSTRONG(7) | 12 R.MALONE(16) | | 4, 11, 12, 20, 35, 55 | 6, 9, 19, 26, 29, 51 |

PITTSBURGH PENGUINS

BUFFALO SABRES

PENALTY SUMMARY

| # | Per | Time | Player | PIM | Penalty |
|----------|-----|-------|----------------|-----|-------------------------|
| 1 | 1 | 3:05 | 27 G.LARAQUE | 2 | Roughing |
| 2 | 2 | 0:38 | 4 R.SCUDERI | 2 | Interference |
| 3 | 2 | 5:18 | 37 J.RUUTU | 2 | Hooking |
| 4 | 2 | 14:18 | 20 C.ARMSTRONG | 2 | Unsportsmanlike conduct |
| 5 | 3 | 11:56 | 20 C.ARMSTRONG | 2 | Hooking |
| TOT 5-10 | | | | | |

| # | Per | Time | Player | PIM | Penalty |
|---------|-----|-------|----------------|-----|----------|
| 1 | 2 | 8:37 | 37 M.RYAN | 2 | Slashing |
| 2 | 2 | 10:55 | 12 A.KOTALIK | 2 | Holding |
| 3 | 3 | 14:18 | 10 H.TALLINDER | 2 | Hooking |
| TOT 3-6 | | | | | |

BY PERIOD

| Per | Goals | Shots | PN | PIM |
|-----|-------|-------|----|-----|
| 1 | 0 | 6 | 1 | 2 |
| 2 | 2 | 6 | 3 | 6 |
| 3 | 2 | 13 | 1 | 2 |
| TOT | 4 | 25 | 5 | 10 |

| Per | Goals | Shots | PN | PIM |
|-----|-------|-------|----|-----|
| 1 | 0 | 17 | 0 | 0 |
| 2 | 1 | 10 | 2 | 4 |
| 3 | 0 | 10 | 1 | 2 |
| TOT | 1 | 37 | 3 | 6 |

POWERPLAYS (Goals-Opp. / Power Play Time)

| 5v4 | 5v3 | 4v3 | TOT |
|-----------|-----|-----|-----------|
| 1-3/04:51 | | | 1-3/04:51 |

| 5v4 | 5v3 | 4v3 | TOT |
|-----------|-----|-----|-----------|
| 1-5/08:27 | | | 1-5/08:27 |

EVEN STRENGTH (Goals-Occurences / Time)

| 5v5 | 4v4 | 3v3 | TOT |
|-----------|-----|-----|-----------|
| 3-9/46:42 | | | 3-9/46:42 |

| 5v5 | 4v4 | 3v3 | TOT |
|-----------|-----|-----|-----------|
| 0-9/46:42 | | | 0-9/46:42 |

GOALTENDER SUMMARY

| PITTSBURGH PENGUINS | | TOI | | | | GOALS-SHOTS AGAINST | | | |
|---------------------|-------------------|-------|-------|-------|-------|---------------------|------|------|------|
| | | EV | PP | SH | TOT | 1 | 2 | 3 | TOT |
| 30 | G SABOURIN, DANY | 46:42 | 04:51 | 08:27 | 60:00 | 0-17 | 1-10 | 0-10 | 1-37 |
| 35 | G CONKLIN, TY (W) | | | | | | | | |
| TEAM TOTALS | | 46:42 | 04:51 | 08:27 | 60:00 | 0-17 | 1-10 | 0-10 | 1-37 |

| BUFFALO SABRES | | TOI | | | | GOALS-SHOTS AGAINST | | | |
|----------------|--------------------|-------|-------|-------|-------|---------------------|-----|------|------|
| | | EV | PP | SH | TOT | 1 | 2 | 3 | TOT |
| 30 | G MILLER, RYAN (L) | 45:45 | 08:27 | 04:51 | 59:03 | 0-6 | 2-6 | 1-12 | 3-24 |
| 35 | G THIBAUT, JOCELYN | | | | | | | | |
| EMPTY NET | | 00:57 | 00:00 | 00:00 | 00:57 | | | 1-1 | 1-1 |
| TEAM TOTALS | | 46:42 | 08:27 | 04:51 | 60:00 | 0-6 | 2-6 | 2-13 | 4-25 |

OFFICIALS

Referee: #39 Gord Dwyer
#20 Tim Peel
Standby:

Linesman: #71 Brad Kovachik
#86 Brad Lazarowich
Standby:

3 STARS Picked By:

1. Team PIT Pos G Player 35 T.CONKLIN
2. Team PIT Pos C 71 E.MALKIN
3. Team PIT Pos R 17 P.SYKORA

25 71 17 44 58
36 38 48 5 19
12 11 20 4 55
37 41 27

VISITOR

Event Summary

HOME



PITTSBURGH PENGUINS
Game 59 Away Game 29

Game
Sunday, February 17, 2008
Attendance 18,690 at HSBC Arena
Start 6:07 EST ; End 8:27 EST
Game 0890
Final



BUFFALO SABRES
Game 59 Home Game 27

SHOTS SUMMARY (Goals-Shots On Goal)

| PITTSBURGH PENGUINS | | | | | | | | | | BUFFALO SABRES | | | | | | | | | |
|---------------------|-----|------|-----|-----|-----|------|------|------|--|----------------|--|--|--|--|--|--|--|--|--|
| EV | PP | SH | | TOT | | EV | PP | SH | | TOT | | | | | | | | | |
| 3-22 | 1-3 | 4-25 | | | | 0-26 | 1-11 | 1-37 | | | | | | | | | | | |
| 5v5 | 5v4 | 5v3 | 4v5 | 4v4 | 4v3 | 3v5 | 3v4 | 3v3 | | | | | | | | | | | |
| 3-22 | 1-3 | | | | | 0-26 | 1-11 | | | | | | | | | | | | |

FACE-OFF SUMMARY (Face-offs Won-Face-offs Total / Percentage)

| PITTSBURGH PENGUINS | | | | BUFFALO SABRES | | | |
|---------------------|---------|----------|-----------|----------------|----------|---------|-----------|
| EV | PP | SH | TOT | EV | PP | SH | TOT |
| 20-40/50% | 1-5/20% | 6-12/50% | 27-57/47% | 20-40/50% | 6-12/50% | 4-5/80% | 30-57/53% |

TEAM SUMMARY

| PITTSBURGH PENGUINS | G | A | P | +/- | PN | PIM | TOI | | | | | | S | A/B | MS | HT | GV | TK | BS | FW | FL | F% | | |
|-------------------------|----------|----------|-----------|------------|----------|-----------|-----|-----|-------|----|-------|-------|-------|-------|-----------|-----------|----------|-----------|----------|----------|-----------|-----------|-----------|-----------|
| | | | | | | | TOT | SHF | AVG | PP | SH | EV | | | | | | | | | | | | |
| 4 D SCUDERI, ROBERT | | | | 1 | 1 | +2 | 1 | 2 | 18:58 | 25 | 00:45 | 00:00 | 04:11 | 14:47 | | | | 1 | 1 | | | | | |
| 5 D SYDOR, DARRYL | | | | | | | | | 19:05 | 23 | 00:49 | 00:26 | 02:53 | 15:46 | | 1 | | | | | | | | |
| 11 C STAAL, JORDAN | | | | | | +2 | | | 19:18 | 27 | 00:42 | 00:22 | 05:38 | 13:18 | 2 | | | 1 | | | 7 | 9 | 44 | |
| 12 L MALONE, RYAN | | | | 2 | 2 | +2 | | | 18:41 | 23 | 00:48 | 02:46 | 05:27 | 10:28 | 2 | 3 | | 2 | | | 0 | 1 | 0 | |
| 17 R SYKORA, PETR | 1 | 1 | 2 | +1 | | | | | 18:59 | 24 | 00:47 | 03:14 | 00:00 | 15:45 | 5 | 2 | 2 | 1 | | | | | | |
| 19 D WHITNEY, RYAN | | | | | | | | | 22:54 | 25 | 00:54 | 03:56 | 03:33 | 15:25 | 1 | 1 | | | | 2 | | | | |
| 20 R ARMSTRONG, COLBY | 1 | 1 | 1 | +1 | 2 | 4 | | | 12:51 | 20 | 00:38 | 00:00 | 00:46 | 12:05 | 2 | 2 | | 1 | 1 | | | | | |
| 25 C TALBOT, MAXIME | | 1 | 1 | +1 | | | | | 18:29 | 27 | 00:41 | 01:12 | 02:59 | 14:18 | 2 | | 1 | | 1 | | | | | |
| 27 R LARAQUE, GEORGES | | | | | 1 | 2 | | | 08:12 | 11 | 00:44 | 00:00 | 00:00 | 08:12 | | | | 1 | | | | | | |
| 36 L JAMES, CONNOR | | | | | | | | | 10:31 | 15 | 00:42 | 00:41 | 00:00 | 09:50 | 1 | | | 1 | | | | | | |
| 37 L RUUTU, JARKKO | 1 | 1 | 1 | +1 | 1 | 2 | | | 10:59 | 17 | 00:38 | 00:00 | 00:25 | 10:34 | 1 | | 1 | 4 | 1 | 1 | | | | |
| 38 L TAFFE, JEFF | | | | | | | | | 11:34 | 18 | 00:38 | 00:56 | 00:00 | 10:38 | 2 | 1 | 2 | | 1 | | 6 | 4 | 60 | |
| 41 C SMITH, NATHAN | | | | | | | | | 07:24 | 10 | 00:44 | 00:00 | 00:00 | 07:24 | | | | 1 | | | 3 | 3 | 50 | |
| 44 D ORPIK, BROOKS | | | | | | +1 | | | 16:54 | 21 | 00:48 | 00:14 | 00:00 | 16:40 | | | | 2 | | 1 | | | | |
| 48 C KENNEDY, TYLER | | | | | | | | | 13:33 | 20 | 00:40 | 02:05 | 00:00 | 11:28 | | | | 2 | | | | | | |
| 55 D GONCHAR, SERGEI | 1 | 1 | 1 | +2 | | | | | 23:12 | 26 | 00:53 | 04:11 | 04:57 | 14:04 | 2 | | | | | 1 | | | | |
| 58 D LETANG, KRISTOPHER | | | | | | +1 | | | 18:45 | 24 | 00:46 | 00:55 | 01:02 | 16:48 | 1 | | 1 | | | 2 | | | | |
| 71 C MALKIN, EVGENI | 1 | 1 | 2 | +1 | | | | | 21:14 | 28 | 00:45 | 03:17 | 01:57 | 16:00 | 4 | 1 | 2 | 1 | 1 | 1 | 11 | 13 | 46 | |
| 30 G SABOURIN, DANY | | | | | | | | | | | | | | | | | | | | | | | | |
| 35 G CONKLIN, TY | | | | | | | | | | | | | | | | | | | | | | | | |
| TEAM TOTALS | 4 | 7 | 11 | +15 | 5 | 10 | | | | | | | | | 25 | 11 | 9 | 17 | 7 | 2 | 10 | 27 | 30 | 47 |

| BUFFALO SABRES | G | A | P | +/- | PN | PIM | TOI | | | | | | S | A/B | MS | HT | GV | TK | BS | FW | FL | F% | | |
|------------------------|----------|----------|----------|------------|----------|----------|-----|-----|-------|----|-------|-------|-------|-------|-----------|-----------|-----------|-----------|----------|----------|-----------|-----------|-----------|-----------|
| | | | | | | | TOT | SHF | AVG | PP | SH | EV | | | | | | | | | | | | |
| 4 D PRATT, NOLAN | | | | | | | | | 14:15 | 19 | 00:45 | 00:00 | 01:23 | 12:52 | 1 | | | | 1 | 1 | | | | |
| 5 D LYDMAN, TONI | | | | -1 | | | | | 19:24 | 26 | 00:44 | 00:10 | 03:31 | 15:43 | | | 1 | 3 | | 1 | | | | |
| 6 D SPACEK, JAROSLAV | | | | -2 | | | | | 23:42 | 28 | 00:50 | 05:39 | 01:16 | 16:47 | 1 | 1 | 1 | 1 | 1 | 3 | | | | |
| 9 C ROY, DEREK | 1 | 1 | 1 | -2 | | | | | 22:44 | 24 | 00:56 | 05:16 | 02:01 | 15:27 | 4 | 3 | | 1 | 1 | | 10 | 8 | 56 | |
| 10 D TALLINDER, HENRIK | | | | -1 | 1 | 2 | | | 17:38 | 26 | 00:40 | 00:00 | 02:08 | 15:30 | 1 | | | | | 5 | | | | |
| 12 R KOTALIK, ALES | | | | | 1 | 2 | | | 14:21 | 19 | 00:45 | 02:38 | 00:00 | 11:43 | 4 | 1 | 1 | 2 | | | 0 | 1 | 0 | |
| 19 C CONNOLLY, TIM | | | | -1 | | | | | 18:50 | 23 | 00:49 | 05:36 | 01:01 | 12:13 | 5 | | | | | | | | | |
| 20 L PAILLE, DANIEL | | | | -1 | | | | | 16:43 | 21 | 00:47 | 00:00 | 00:48 | 15:55 | 2 | 1 | | 1 | | | | | | |
| 22 C MAIR, ADAM | | | | | | | | | 11:39 | 16 | 00:43 | 00:10 | 00:00 | 11:29 | 1 | 1 | 2 | 1 | 1 | | 1 | 3 | 25 | |
| 26 L VANEK, THOMAS | 1 | 1 | 1 | -2 | | | | | 21:07 | 22 | 00:57 | 06:13 | 00:00 | 14:54 | 7 | 2 | 3 | | 2 | | | | | |
| 28 C GAUSTAD, PAUL | | | | | | | | | 13:27 | 16 | 00:50 | 01:39 | 00:19 | 11:29 | 1 | | 1 | 2 | | | 7 | 6 | 54 | |
| 29 R POMINVILLE, JASON | 1 | 1 | 1 | -2 | | | | | 22:54 | 25 | 00:54 | 04:31 | 03:02 | 15:21 | 4 | | 1 | 1 | | | 0 | 3 | 0 | |
| 38 R KALETA, PATRICK | | | | | | | | | 06:23 | 8 | 00:47 | 00:10 | 00:00 | 06:13 | 1 | | | 4 | | | 0 | 1 | 0 | |
| 37 C RYAN, MICHAEL | | | | | 1 | 2 | | | 06:13 | 9 | 00:41 | 00:10 | 00:00 | 06:03 | | | 2 | | | 1 | | | | |
| 41 L MACARTHUR, CLARKE | | | | -1 | | | | | 07:28 | 10 | 00:44 | 01:02 | 00:00 | 06:26 | | | | | 1 | | | | | |
| 45 D KALININ, DMITRI | | | | | | | | | 19:19 | 21 | 00:55 | 02:48 | 00:04 | 16:27 | | 1 | | | | 1 | 1 | | | |
| 51 D CAMPBELL, BRIAN | | | | -2 | | | | | 20:39 | 26 | 00:47 | 03:12 | 01:20 | 16:07 | 2 | | | | 1 | | | | | |
| 55 C HECHT, JOCHEN | | | | -1 | | | | | 19:20 | 23 | 00:50 | 03:01 | 02:31 | 13:48 | 3 | | 2 | | 1 | | 12 | 5 | 71 | |
| 30 G MILLER, RYAN | | | | | | | | | | | | | | | | | | | | | | | | |
| 35 G THIBAUT, JOCELYN | | | | | | | | | | | | | | | | | | | | | | | | |
| TEAM TOTALS | 1 | 2 | 3 | -16 | 3 | 6 | | | | | | | | | 37 | 10 | 14 | 16 | 8 | 3 | 11 | 30 | 27 | 53 |

G=Goals A=Assists P=Points +/-Plus/Minus PN=Number of Penalties PIM=Penalty Minutes TOI=Time On Ice SHF=# of Shifts AVG=Average Time/Shift S=Shots on Goal A/B=Attempts Blocked MS=Missed Shots HT=Hits Given GV=Giveaways TK=Takeaways BS=Blocked Shots FW=Faceoffs Won FL=Faceoffs Lost F%=Faceoff Win Percentage PP=Power Play SH=Short Handed EV=Even Strength OT=Overtime TOT=Total

VISITOR

HOME

Game Summary



2



Game
Tuesday, February 19, 2008
Attendance 17,075 at Mellon Arena
Start 7:37 EST ; End 10:03 EST
Game 0906
Final



3



FLORIDA PANTHERS
Game 62 Away Game 33

PITTSBURGH PENGUINS
Game 60 Home Game 31

SCORING SUMMARY

| G | Per | Time | Str | Team | Goal | Scorer | Assist | Assist | FLA on Ice | PIT on Ice |
|---|-----|-------|-----|------|------|----------------|------------------|-----------------|------------------|-------------------|
| 1 | 1 | 16:24 | EV | FLA | 10 | D.BOOOTH(18) | 54 K.KREBS(14) | 5 B.ALLEN(11) | 4 5 10 16 29 54 | 5 17 19 25 35 71 |
| 2 | 2 | 12:18 | SH | FLA | 53 | B.MCLEAN(9) | unassisted | | 22 24 29 53 85 | 5 11 20 35 38 58 |
| 3 | 3 | 4:43 | EV | PIT | 20 | C.ARMSTRONG(8) | 71 E.MALKIN(44) | | 4 12 16 22 29 53 | 4 11 20 35 55 71 |
| 4 | 3 | 16:40 | EV | PIT | 12 | R.MALONE(18) | 19 R.WHITNEY(18) | 71 E.MALKIN(45) | 5 12 18 24 29 53 | 12 17 19 35 55 71 |
| 5 | 3 | 19:37 | PP | PIT | 12 | R.MALONE(19) | 55 S.GONCHAR(40) | 35 T.CONKLIN(1) | 2 5 18 29 54 | 12 17 19 35 55 71 |

7:47
Cullen
SPT
Bathman

FLORIDA PANTHERS

PITTSBURGH PENGUINS

PENALTY SUMMARY

| # | Per | Time | Player | PIM | Penalty |
|---|-----|-------|-----------------|-----|----------------------------------|
| 1 | 1 | 6:00 | 22 T.CULLIMORE | 2 | Holding |
| 2 | 1 | 16:28 | 10 D.BOOOTH | 2 | Roughing |
| 3 | 2 | 1:48 | 2 B.MEZEI | 2 | Hooking |
| 4 | 2 | 10:53 | 10 D.BOOOTH | 2 | Hooking |
| 5 | 2 | 15:38 | 29 T.VOKOUN | 2 | Delaying Game Smothering pick |
| 6 | 2 | 18:26 | 2 B.MEZEI | 2 | Holding |
| 7 | 3 | 12:40 | 53 B.MCLEAN | 2 | Slashing |
| 8 | 3 | 18:55 | 4 J.BOUWMEESTER | 2 | Hooking |
| | | | | | TOT: 8-16 |

| # | Per | Time | Player | PIM | Penalty |
|---|-----|-------|----------------|-----|----------------|
| 1 | 1 | 2:16 | 44 B.BORRIK | 2 | Tripping |
| 2 | 1 | 9:49 | 20 C.ARMSTRONG | 2 | Tripping |
| 3 | 1 | 15:28 | 48 T.KENNEDY | 2 | Roughing |
| 4 | 1 | 16:28 | 48 T.KENNEDY | 2 | Cross checking |
| 5 | 3 | 2:37 | 11 J.STAAL | 2 | Interference |
| 6 | 3 | 12:40 | 71 E.MALKIN | 2 | Diving |
| | | | | | TOT: 6-12 |

BY PERIOD

| Per | Goals | Shots | PN | PIM |
|-----|-------|-------|----|-----|
| 1 | 1 | 12 | 2 | 4 |
| 2 | 1 | 7 | 4 | 8 |
| 3 | 0 | 10 | 2 | 4 |
| TOT | 2 | 29 | 8 | 16 |

| Per | Goals | Shots | PN | PIM |
|-----|-------|-------|----|-----|
| 1 | 0 | 10 | 4 | 8 |
| 2 | 0 | 11 | 0 | 0 |
| 3 | 3 | 11 | 2 | 4 |
| TOT | 3 | 32 | 6 | 12 |

POWERPLAYS (Goals-Opp. / Power Play Time)

| 5v4 | 5v3 | 4v3 | TOT |
|-----------|-----|-----|-----------|
| 0-4/08:00 | | | 0-4/08:00 |

| 5v4 | 5v3 | 4v3 | TOT |
|-----------|-----|-----|-----------|
| 1-6/10:42 | | | 1-6/10:42 |

EVEN STRENGTH (Goals-Occurences / Time)

| 5v5 | 4v4 | 3v3 | TOT |
|------------|-----------|-----|------------|
| 1-12/39:18 | 0-1/02:00 | | 1-13/41:18 |

| 5v5 | 4v4 | 3v3 | TOT |
|------------|-----------|-----|------------|
| 2-12/39:18 | 0-1/02:00 | | 2-13/41:18 |

GOALTENDER SUMMARY

| FLORIDA PANTHERS | | TOI | | | | GOALS:SHOTS:AGAINST | | | |
|------------------|---------------------|-------|-------|-------|-------|---------------------|------|------|------|
| | | EV | PP | SH | TOT | 1 | 2 | 3 | TOT |
| 29 | G VOKOUN, TOMAS (L) | 40:46 | 08:00 | 10:42 | 59:28 | 0-10 | 0-11 | 3-11 | 3-32 |
| 31 | G ANDERSON, CRAIG | | | | | | | | |
| EMPTY NET | | 00:32 | 00:00 | 00:00 | 00:32 | | | | |
| TEAM TOTALS | | 41:18 | 08:00 | 10:42 | 60:00 | 0-10 | 0-11 | 3-11 | 3-32 |

| PITTSBURGH PENGUINS | | TOI | | | | GOALS:SHOTS:AGAINST | | | |
|---------------------|-------------------|-------|-------|-------|-------|---------------------|-----|------|------|
| | | EV | PP | SH | TOT | 1 | 2 | 3 | TOT |
| 30 | G SABOURIN, DANY | | | | | | | | |
| 35 | G CONKLIN, TY (W) | 41:18 | 10:42 | 08:00 | 60:00 | 1-12 | 1-7 | 0-10 | 2-29 |
| TEAM TOTALS | | 41:18 | 10:42 | 08:00 | 60:00 | 1-12 | 1-7 | 0-10 | 2-29 |

OFFICIALS

Referee: #15 Stephane Auger
#14 Dennis LaRue
Standby:
Linesman: #88 Mike Cvik
#78 Brian Mach
Standby:

3 STARS Picked By: Mellon Arena Media

| Team | Pos | Player |
|--------|-----|--------------|
| 1. PIT | L | 12 R.MALONE |
| 2. PIT | C | 71 E.MALKIN |
| 3. PIT | G | 35 T.CONKLIN |

12 11 20
25 71 17 4 55
37 41 27 5 19
36 38 48 44 58

VISITOR

HOME

Event Summary



2



Game
Tuesday, February 19, 2008
Attendance 17,075 at Mellon Arena
Start 7:37 EST ; End 10:03 EST
Game 0906
Final



3



FLORIDA PANTHERS
Game 62 Away Game 33

PITTSBURGH PENGUINS
Game 60 Home Game 31

SHOTS SUMMARY (Goals-Shots On Goal)

| FLORIDA PANTHERS | | | | | | | | | | PITTSBURGH PENGUINS | | | | | | | | | |
|------------------|-----|-----|-----|------|------|-----|-----|------|-----|---------------------|-----|-----|-----|-----|-----|-----|-----|--|--|
| EV | PP | SH | | | TOT | | | EV | PP | SH | | | TOT | | | | | | |
| 1:19 | 0:7 | 1:3 | 1:3 | 2:29 | 2:24 | 1:7 | 0:1 | 3:32 | | | | | | | | | | | |
| 5v5 | 5v4 | 5v3 | 4v5 | 4v4 | 4v3 | 3v5 | 3v4 | 3v3 | 5v5 | 5v4 | 5v3 | 4v5 | 4v4 | 4v3 | 3v5 | 3v4 | 3v3 | | |
| 1:18 | 0:7 | 1:3 | 0:1 | | 2:23 | 1:7 | 0:1 | 0:1 | | | | | | | | | | | |

FACE-OFF SUMMARY (Face-offs Won-Face-offs Total / Percentage)

| FLORIDA PANTHERS | | | | PITTSBURGH PENGUINS | | | |
|------------------|----------|----------|-----------|---------------------|----------|----------|-----------|
| EV | PP | SH | TOT | EV | PP | SH | TOT |
| 18:36/50% | 8:12/67% | 9:14/64% | 35:62/56% | 18:36/50% | 5:14/36% | 4:12/33% | 27:62/44% |

TEAM SUMMARY

| FLORIDA PANTHERS | | | | | | | | | | | PITTSBURGH PENGUINS | | | | | | | | | | | | | | | | | | | | | | |
|--------------------|---|------------------|---|---|----|-----|-----|-------|-----|-------|---------------------|----------|----------|-----------|----------|-----------|----|----|----|----|----|----|--|-----------|-----------|-----------|-----------|----------|----------|-----------|-----------|-----------|-----------|
| G | A | P | + | - | PN | PIM | TOT | SHF | AVG | PP | SH | EV | S | A/B | MS | HT | GV | TK | BS | FW | FL | F% | | | | | | | | | | | |
| 2 | D | MEZEI, BRANISLAV | | | | 2 | 4 | 08:17 | 15 | 00:33 | 00:00 | 00:58 | 07:19 | 2 | | | | 1 | | 1 | | | | | | | | | | | | | |
| 4 | D | BOUWMEESTER, JAY | | | | 2 | 2 | 29:03 | 36 | 00:48 | 04:29 | 06:13 | 18:24 | 2 | | | | 1 | 2 | | | | | | | | | | | | | | |
| 5 | D | ALLEN, BRYAN | 1 | 1 | | | | 25:39 | 27 | 00:57 | 00:00 | 07:08 | 18:31 | 1 | | 2 | | | | 1 | | | | | | | | | | | | | |
| 7 | D | MONTADOR, STEVE | | | | | | 07:42 | 8 | 00:54 | 02:49 | 00:00 | 04:23 | | | | | | | | | | | | | | | | | | | | |
| 10 | L | BOOTH, DAVID | 1 | 1 | +1 | 2 | 4 | 18:50 | 28 | 00:40 | 00:05 | 04:22 | 14:23 | 3 | 1 | 1 | 1 | | | 1 | | | | | | | | | | | | | |
| 12 | C | JOKINEN, OLLI | | | 2 | | | 19:42 | 27 | 00:43 | 04:47 | 00:04 | 14:54 | 5 | | | | 1 | | 3 | 2 | 43 | | | | | | | | | | | |
| 16 | C | HORTON, NATHAN | | | | | | 20:45 | 26 | 00:47 | 04:38 | 00:00 | 16:07 | 1 | 2 | 2 | | | | | | | | | | | | | | | | | |
| 18 | L | PELTONEN, VILLE | | | 2 | | | 19:11 | 28 | 00:41 | 03:17 | 04:13 | 11:41 | 3 | 1 | 1 | 3 | | | | | | | | | | | | | | | | |
| 21 | D | MURPHY, CORY | | | | | | 12:48 | 14 | 00:54 | 05:06 | 00:00 | 07:42 | 3 | | | | | | 1 | | | | | | | | | | | | | |
| 22 | D | CULLMORE, JASSEN | | | 1 | 2 | | 18:08 | 25 | 00:43 | 00:04 | 03:18 | 14:46 | 2 | | | | | | | | | | | | | | | | | | | |
| 24 | D | SALEI, RUSLAN | | | | | | 23:03 | 34 | 00:40 | 03:32 | 03:47 | 15:44 | 2 | 1 | | 1 | | | 3 | | | | | | | | | | | | | |
| 37 | L | GLASS, TANNER | | | | | | 00:58 | 1 | 00:58 | 00:00 | 00:00 | 00:58 | | | | 2 | | | | | | | | | | | | | | | | |
| 45 | C | BRINE, DAVID | | | | | | 04:17 | 7 | 00:36 | 00:00 | 01:06 | 03:11 | | | | | | | 0 | 2 | 0 | | | | | | | | | | | |
| 50 | C | ARMAN, DREW | | | | | | 09:36 | 12 | 00:48 | 00:00 | 00:00 | 09:36 | | | 2 | 1 | | | 2 | 3 | 40 | | | | | | | | | | | |
| 51 | C | GLOBKE, ROB | | | | | | 09:42 | 13 | 00:44 | 00:05 | 00:00 | 09:37 | 1 | | | 1 | 1 | | | | | | | | | | | | | | | |
| 53 | C | MCLEAN, BRETT | 1 | 1 | +1 | 2 | | 22:31 | 34 | 00:39 | 04:38 | 05:24 | 12:29 | 5 | | | | | 2 | 17 | 9 | 65 | | | | | | | | | | | |
| 54 | C | KREPS, KAMIL | 1 | 1 | +1 | | | 20:57 | 32 | 00:39 | 03:13 | 04:01 | 13:43 | 3 | 1 | 1 | | | 1 | 13 | 9 | 59 | | | | | | | | | | | |
| 85 | C | OLESZ, ROSTISLAV | | | +1 | | | 17:11 | 23 | 00:44 | 03:17 | 02:14 | 11:40 | 1 | 1 | 1 | 2 | | | | | | | | | | | | | | | | |
| 29 | G | VOKOUN, TOMAS | | | | 1 | 2 | | | | | | | | | | | | | | | | | | | | | | | | | | |
| 31 | G | ANDERSON, CRAIG | | | | | | | | | | | | | | | | | | | | | | | | | | | | | | | |
| TEAM TOTALS | | | | | | | | | | | 2 | 2 | 4 | -1 | 8 | 16 | | | | | | | | 29 | 12 | 11 | 11 | 4 | 1 | 12 | 35 | 27 | 56 |

| PITTSBURGH PENGUINS | | | | | | | | | | | FLORIDA PANTHERS | | | | | | | | | | | | | | | | | | | | | | |
|---------------------|---|--------------------|---|---|----|-----|-----|-------|-----|-------|------------------|----------|----------|----------|----------|-----------|----|----|----|----|----|----|----|-----------|-----------|-----------|-----------|-----------|----------|-----------|-----------|-----------|-----------|
| G | A | P | + | - | PN | PIM | TOT | SHF | AVG | PP | SH | EV | S | A/B | MS | HT | GV | TK | BS | FW | FL | F% | | | | | | | | | | | |
| 4 | D | SCUDERI, ROBERT | | | +1 | | | 17:23 | 21 | 00:49 | 00:00 | 04:44 | 12:39 | 1 | | | | | | 1 | | | | | | | | | | | | | |
| 5 | D | SYDOR, DARRYL | | | 2 | | | 16:40 | 21 | 00:47 | 02:51 | 03:16 | 10:33 | 1 | | | | | | | | | | | | | | | | | | | |
| 11 | C | STAAL, JORDAN | | | | 1 | 2 | 18:13 | 27 | 00:40 | 03:16 | 02:45 | 12:12 | 2 | 1 | 1 | 3 | | | 9 | 14 | 39 | | | | | | | | | | | |
| 12 | C | MALONE, RYAN | 2 | 2 | +1 | | | 21:04 | 28 | 00:45 | 06:10 | 03:05 | 11:49 | 4 | | 1 | 2 | | | 1 | 1 | 3 | 25 | | | | | | | | | | |
| 17 | R | SYKORA, PETR | | | | | | 20:32 | 24 | 00:51 | 06:10 | 00:00 | 14:22 | 1 | | | 1 | 1 | | | | | | | | | | | | | | | |
| 19 | D | WHITNEY, RYAN | | | | | | 22:56 | 23 | 00:59 | 08:27 | 03:16 | 11:13 | 1 | | 2 | | 4 | | 1 | | | | | | | | | | | | | |
| 20 | R | ARMSTRONG, COLBY | 1 | 1 | | 1 | 2 | 16:12 | 23 | 00:42 | 00:37 | 02:49 | 12:46 | 4 | 1 | 1 | 2 | | 1 | | | | | | | | | | | | | | |
| 25 | C | TALBOT, MAXIME | | | 1 | | | 20:00 | 22 | 00:54 | 01:00 | 03:44 | 15:16 | 2 | 2 | | 3 | 1 | 2 | 2 | 3 | 40 | | | | | | | | | | | |
| 27 | R | LARAQUE, GEORGES | | | | | | 07:17 | 9 | 00:48 | 00:26 | 00:00 | 06:51 | 1 | | | 1 | | | | | | | | | | | | | | | | |
| 36 | L | JAMES, CONNOR | | | | | | 06:38 | 10 | 00:39 | 00:00 | 00:00 | 06:38 | 1 | | | | | | | | | | | | | | | | | | | |
| 37 | L | RUUTU, JARKKO | | | | | | 10:16 | 15 | 00:41 | 00:26 | 01:46 | 08:04 | 1 | | | 1 | | | | | | | | | | | | | | | | |
| 38 | L | TAFFE, JEFF | | | 1 | | | 10:46 | 15 | 00:43 | 04:01 | 00:00 | 06:45 | 2 | 1 | | 3 | | | 1 | 5 | 3 | 63 | | | | | | | | | | |
| 41 | C | SMITH, NATHAN | | | | | | 03:11 | 4 | 00:47 | 00:00 | 00:00 | 03:11 | | | | 1 | | | 1 | | | | | | | | | | | | | |
| 44 | D | ORPIK, BROOKS | | | 1 | 2 | | 16:48 | 18 | 00:56 | 00:05 | 00:00 | 16:43 | 1 | | 2 | 2 | 2 | | | | | | | | | | | | | | | |
| 48 | C | KENNEDY, TYLER | | | | 2 | 4 | 11:03 | 14 | 00:47 | 03:29 | 00:00 | 07:34 | 2 | | 1 | 1 | 1 | | | 0 | 1 | 0 | | | | | | | | | | |
| 55 | D | GONCHAR, SERGEI | 1 | 1 | +2 | | | 27:00 | 27 | 01:00 | 07:46 | 04:44 | 14:30 | 5 | 2 | | 2 | 1 | | 3 | | | | | | | | | | | | | |
| 58 | D | LETANG, KRISTOPHER | | | -1 | | | 19:17 | 21 | 00:55 | 02:15 | 00:00 | 17:02 | 1 | 1 | 1 | 1 | | 1 | | | | | | | | | | | | | | |
| 71 | C | MALKIN, EVGENI | 2 | 2 | +1 | 1 | 2 | 24:44 | 27 | 00:54 | 06:37 | 01:57 | 16:22 | 4 | 3 | 2 | 2 | 2 | 1 | 1 | 10 | 11 | 48 | | | | | | | | | | |
| 30 | G | SABOURIN, DANY | | | | | | | | | | | | | | | | | | | | | | | | | | | | | | | |
| 35 | G | CONKLIN, TY | | | | | | | | | | | | | | | | 2 | | | | | | | | | | | | | | | |
| TEAM TOTALS | | | | | | | | | | | 3 | 5 | 8 | 0 | 6 | 12 | | | | | | | | 32 | 12 | 13 | 24 | 14 | 3 | 12 | 27 | 35 | 44 |

G=Goals A=Assists P=Points +/-=Plus/Minus PN=Number of Penalties PIM=Penalty Minutes TOI=Time On Ice SHF=# of Shifts AVG=Average Time/Shift S=Shots on Goal A/B=Attempts Blocked MS=Missed Shots HT=Hits Given GV=Giveaways TK=Takeaways BS=Blocked Shots FW=Faceoffs Won FL=Faceoffs Lost F%=Faceoff Win Percentage PP=Power Play SH=Short Handed EV=Even Strength OT=Overtime TOT=Total

VISITOR

Sommaire du Match
Game Summary

HOME



5



4



PITTSBURGH PENGUINS
Match/Game 61 Étr./Away 30

Game
Thursday, February 21, 2008
Ass./Att. 21,273 @ Centre Bell
Début/Start 7:37 EST; Fin/End 9:55 EST
Match/Game 0921
Final

CANADIENS MONTREAL
Match/Game 62 Dom./Home 30

SOMMAIRE / SCORING SUMMARY

| B/G | Per | Temps | Sit | Club | But/Goal | Scorer | Aide/Assist | Aide/Assist | PIT on Ice | MTL on Ice |
|-----|-----|-------|-----|------|----------|---------------|-------------|------------------|------------------------|------------------------|
| | | Time | Str | Team | | | | | | |
| 1 | 1 | 6:46 | EV | PIT | 19 | R.WHITNEY(12) | 71 | E.MALKIN(46) | 5, 17, 19, 25, 30, 71 | 8, 20, 25, 39, 79, 84 |
| 2 | 1 | 18:47 | EV | PIT | 37 | J.RUUTU(2) | unassisted | | 4, 25, 30, 37, 44, 48 | 11, 21, 26, 39, 74, 79 |
| 3 | 2 | 3:27 | EV | MTL | 11 | S.KOIVU(12) | 74 | S.KASTSITSYN(10) | 5, 11, 12, 19, 20, 30 | 11, 21, 26, 39, 51, 74 |
| 4 | 2 | 6:59 | PP | PIT | 12 | R.MALONE(20) | 19 | R.WHITNEY(19) | 12, 17, 19, 30, 55, 71 | 8, 20, 32, 39, 79 |
| 5 | 2 | 18:07 | PP | MTL | 21 | C.HIGGINS(19) | 27 | A.KOVALEV(33) | 5, 11, 12, 19, 30 | 11, 21, 27, 32, 39, 79 |
| 6 | 3 | 0:21 | EV | MTL | 73 | M.RYDER(12) | 32 | M.STREIT(33) | 5, 11, 12, 19, 20, 30 | 26, 32, 39, 40, 73, 79 |
| 7 | 3 | 3:25 | PP | MTL | 44 | R.HAMRLIK(4) | 11 | S.KOIVU(33) | 4, 30, 37, 55, 71 | 11, 21, 39, 44, 73, 74 |
| 8 | 3 | 10:22 | EV | PIT | 71 | E.MALKIN(35) | 12 | R.MALONE(17) | 4, 12, 17, 30, 55, 71 | 8, 14, 27, 39, 46, 79 |
| 9 | 3 | 10:58 | PP | PIT | 55 | S.GONCHAR(10) | 19 | R.WHITNEY(20) | 12, 17, 19, 30, 55, 71 | 11, 21, 39, 44, 51 |

PITTSBURGH PENGUINS

CANADIENS MONTREAL

PÉNALITÉS / PENALTY SUMMARY

| # | Per | Temps | Joueur/Player | MIN PIM | Punition/Penalty | # | Per | Temps | Joueur/Player | MIN PIM | Punition/Penalty | | |
|----------|-----|-------|---------------|-----------|------------------|----------------|-----|-------|---------------|---------|------------------|----|---------------------|
| 1 | 2 | 1:26 | 25 | M.TALBOT | 5 | Fighting (maj) | 1 | 1 | 16:11 | 3 | R.O'BYRNE | 2 | Tripping |
| 2 | 2 | 18:31 | 37 | J.RUUTU | 2 | Hooking | 2 | 2 | 1:26 | 40 | M.LAPIERRE | 5 | Fighting (maj) |
| 3 | 3 | 1:44 | 48 | T.KENNEDY | 2 | Hooking | 3 | 2 | 1:26 | 40 | M.LAPIERRE | 10 | Misconduct (10 min) |
| 4 | 3 | 8:07 | 71 | E.MALKIN | 2 | Hi-sticking | 4 | 2 | 5:48 | 84 | G.LATENDRESSE | 2 | Hi-sticking |
| TOT 4-11 | | | | | | TOT 6-23 | | | | | | | |

BY PERIOD

| Per | Buts/Goals | Lanc./Shots | Pun/PN | MIN/PIM | Per | Buts/Goals | Lanc./Shots | Pun/PN | MIN/PIM |
|-----|------------|-------------|--------|---------|-----|------------|-------------|--------|---------|
| 1 | 2 | 15 | 0 | 0 | 1 | 0 | 8 | 1 | 2 |
| 2 | 1 | 8 | 2 | 7 | 2 | 2 | 7 | 3 | 17 |
| 3 | 2 | 7 | 2 | 4 | 3 | 2 | 6 | 2 | 4 |
| TOT | 5 | 30 | 4 | 11 | TOT | 4 | 21 | 6 | 23 |

AVANTAGE NUMÉRIQUE (Buts-Opp./Temps) / POWER PLAYS (Goals-Opp. / Power Play Time)

| 5v4 | 5v3 | 4v3 | TOT | 5v4 | 5v3 | 4v3 | TOT |
|-----------|-----|-----|-----------|-----------|-----|-----|-----------|
| 2-4/05:26 | | | 2-4/05:26 | 2-3/05:17 | | | 2-3/05:17 |

FORCES ÉGALES (Buts-Occ./Temps) / EVEN STRENGTH (Goals-Occurrences / Time)

| 5v5 | 4v4 | 3v3 | TOT | 5v5 | 4v4 | 3v3 | TOT |
|-----------|-----|-----|-----------|-----------|-----|-----|-----------|
| 3-8/49:17 | | | 3-8/49:17 | 2-8/49:17 | | | 2-8/49:17 |

GARDIENS / GOALTENDER SUMMARY

| PITTSBURGH PENGUINS | | TOI | | | | BUTS-LANCERS GOALS-SHOTS AGAINST | | | |
|---------------------|----------------------|-------|-------|-------|-------|----------------------------------|-----|-----|------|
| | | FÉ/EV | AN/PP | DN/SH | TOT | 1 | 2 | 3 | TOT |
| 30 | G SABOURIN, DANY (W) | 49:17 | 05:26 | 05:17 | 60:00 | 0-8 | 2-7 | 2-6 | 4-21 |
| 35 | G CONKLIN, TY | | | | | | | | |
| TEAM TOTALS | | 49:17 | 05:26 | 05:17 | 60:00 | 0-8 | 2-7 | 2-6 | 4-21 |

| CANADIENS MONTREAL | | TOI | | | | BUTS-LANCERS GOALS-SHOTS AGAINST | | | |
|--------------------|-----------------------|-------|-------|-------|-------|----------------------------------|-----|-----|------|
| | | FÉ/EV | AN/PP | DN/SH | TOT | 1 | 2 | 3 | TOT |
| 31 | G PRICE, CAREY | 47:59 | 05:17 | 05:26 | 58:42 | 2-15 | 1-8 | 2-7 | 5-30 |
| 39 | G HUET, CRISTOBAL (L) | 01:18 | 00:00 | 00:00 | 01:18 | | | | |
| EMPTY NET | | | | | | | | | |
| TEAM TOTALS | | 49:17 | 05:17 | 05:26 | 60:00 | 2-15 | 1-8 | 2-7 | 5-30 |

OFFICIELS / OFFICIALS

Arbitre/Referee
#7 Bill McCreary
#11 Kelly Sutherland
Standby

JL/Linesman
#65 Pierre Racicot
#68 Scott Driscoll
Standby

3 ÉTOILES / 3 STARS Par/By: Montreal Media

- PIT C 71 E.MALKIN
- MTL C 11 S.KOIVU
- PIT D 55 S.GONCHAR

12 11 20
37 41 27
36 38 48
25 71 17
4 55
5 19
44 58

VISITOR

Sommaire du Match
Event Summary

HOME



PITTSBURGH PENGUINS
Match/Game 61 Étr./Away 30



CANADIENS MONTREAL
Match/Game 62 Dom./Home 30

Game
Thursday, February 21, 2008
Ass./Att. 21,273 @ Centre Bell
Début/Start 7:37 EST; Fin/End 9:55 EST
Match/Game 0921
Final

LANCERS (Buts-Lancers) / SHOTS SUMMARY (Goals-Shots On Goal)

| FÉ/ÉV | AN/PP | DN/SH | TOT | FÉ/ÉV | AN/PP | DN/SH | TOT |
|-------|-------|-------|------|-------|-------|-------|------|
| 3-22 | 2-8 | | 5-30 | 2-15 | 2-6 | | 4-21 |
| 5v5 | 5v4 | 5v3 | 4v5 | 4v4 | 4v3 | 3v5 | 3v4 |
| 3-22 | 2-8 | | | 2-15 | 2-6 | | |

MISES EN JEU (Gagnées-Tot%) / FACE-OFF SUMMARY (Face-offs Won-Face-offs Total / Percentage)

| FÉ/ÉV | AN/PP | DN/SH | TOT | FÉ/ÉV | AN/PP | DN/SH | TOT |
|-----------|---------|---------|-----------|-----------|---------|---------|-----------|
| 14-38/37% | 2-6/33% | 2-4/50% | 18-48/38% | 24-38/63% | 2-4/50% | 4-6/67% | 30-48/63% |

ÉQUIPE / TEAM SUMMARY

| PITTSBURGH PENGUINS | B | G | A | P | + | - | PUN PN | MIN PIM | TEMPS/TOI | | | | | LANC. S | TENT/BL A/B | LR MS | MÉ HT | R GV | PP TK | LB BS | MG FW | MOM FL | MOM F% | | | | | | | | | | | | | | | | | | | | | |
|---------------------|---|--------------------|---|---|---|---|-----------|------------|-----------|-----------|------------|-------|-------|------------|----------------|----------|----------|---------|----------|----------|----------|-----------|-----------|-------|----|--|---|----|--|--|--|--|--|--|----|----|---|----|---|---|----|----|----|----|
| | | | | | | | | | TOT | PR SHF | MOY AVG | AN/PP | DN/SH | | | | | | | | | | | FÉ/ÉV | | | | | | | | | | | | | | | | | | | | |
| 4 | D | SCUDERI, ROBERT | | | | | +2 | | 23:52 | 25 | 00:57 | 00:00 | 03:06 | 20:46 | | | | | 1 | | | | | | | | | | | | | | | | | | | | | | | | | |
| 5 | D | SYDOR, DARRYL | | | | | -1 | | 13:00 | 20 | 00:39 | 00:51 | 01:34 | 10:35 | | | | | | | 1 | | | | | | | | | | | | | | | | | | | | | | | |
| 11 | C | STAAL, JORDAN | | | | | -2 | | 20:42 | 28 | 00:44 | 01:35 | 03:19 | 15:48 | 6 | | 1 | 3 | | | | 7 | 14 | 33 | | | | | | | | | | | | | | | | | | | | |
| 12 | L | MALONE, RYAN | 1 | 1 | 2 | | -1 | | 20:10 | 28 | 00:43 | 03:51 | 02:51 | 13:28 | 2 | 1 | 2 | 1 | | | 1 | | | | | | | | | | | | | | | | | | | | | | | |
| 17 | R | SYKORA, PETR | 2 | 2 | 2 | | +2 | | 19:46 | 23 | 00:51 | 03:51 | 00:05 | 15:50 | 1 | 2 | 2 | | | | 1 | | | | | | | | | | | | | | | | | | | | | | | |
| 19 | D | WHITNEY, RYAN | 1 | 2 | 3 | | -1 | | 17:04 | 23 | 00:44 | 03:59 | 01:34 | 11:31 | 4 | 1 | 1 | 1 | | | 1 | 2 | | | | | | | | | | | | | | | | | | | | | | |
| 20 | R | ARMSTRONG, COLBY | | | | | -2 | | 16:43 | 25 | 00:40 | 00:43 | 02:09 | 13:51 | 1 | 1 | | 5 | 1 | | | | | | | | | | | | | | | | | | | | | | | | | |
| 25 | C | TALBOT, MAXIME | | | | | +2 | 1 | 18:11 | 23 | 00:42 | 00:00 | 01:56 | 14:15 | | | | 1 | | | 1 | 1 | 2 | 33 | | | | | | | | | | | | | | | | | | | | |
| 27 | R | LARAQUE, GEORGES | | | | | | | 07:31 | 8 | 00:56 | 00:00 | 00:00 | 07:31 | | | | 1 | | | | | | | | | | | | | | | | | | | | | | | | | | |
| 36 | L | JAMES, CONNOR | | | | | | | 08:41 | 10 | 00:52 | 00:00 | 00:00 | 08:41 | 2 | | | | | | | | | | | | | | | | | | | | | | | | | | | | | |
| 37 | L | RUUTU, JARKKO | 1 | 1 | 1 | 1 | +1 | 1 | 11:39 | 15 | 00:46 | 00:00 | 00:07 | 11:32 | 2 | 2 | | 4 | | | | | | | | | | | | | | | | | | | | | | | | | | |
| 38 | L | TAFFE, JEFF | | | | | | | 13:44 | 18 | 00:45 | 01:35 | 00:00 | 12:09 | 1 | 1 | | 3 | | | | 1 | 2 | 33 | | | | | | | | | | | | | | | | | | | | |
| 41 | C | SMITH, NATHAN | | | | | | | 03:44 | 3 | 01:14 | 00:00 | 00:00 | 03:44 | 1 | | | 1 | 1 | | | | | | | | | | | | | | | | | | | | | | | | | |
| 44 | D | ORPIK, BROOKS | | | | | +1 | | 19:17 | 22 | 00:52 | 00:00 | 00:37 | 18:40 | | | | 2 | 1 | | 2 | | | | | | | | | | | | | | | | | | | | | | | |
| 48 | C | KENNEDY, TYLER | | | | | +1 | 1 | 12:30 | 17 | 00:44 | 00:52 | 00:00 | 11:38 | 2 | 1 | | 1 | | | 1 | | | | | | | | | | | | | | | | | | | | | | | |
| 55 | D | GONCHAR, SERGEI | 1 | 1 | 1 | 1 | +1 | | 27:49 | 26 | 01:04 | 04:35 | 03:06 | 20:08 | 4 | 2 | | 1 | 1 | 1 | 3 | | | | | | | | | | | | | | | | | | | | | | | |
| 58 | D | LETANG, KRISTOPHER | | | | | | | 18:58 | 23 | 00:49 | 01:27 | 00:37 | 16:54 | | | | 2 | | | 1 | 4 | | | | | | | | | | | | | | | | | | | | | | |
| 71 | C | MALKIN, EVGENI | 1 | 2 | 3 | 2 | +2 | 1 | 23:22 | 25 | 00:56 | 03:51 | 00:07 | 19:24 | 4 | 2 | 1 | 2 | | 3 | 3 | 9 | 12 | 43 | | | | | | | | | | | | | | | | | | | | |
| 30 | G | SABOURIN, DANY | | | | | | | | | | | | | | | | | 2 | | | | | | | | | | | | | | | | | | | | | | | | | |
| 35 | G | CONKLIN, TY | | | | | | | | | | | | | | | | | | | | | | | | | | | | | | | | | | | | | | | | | | |
| TEAM TOTALS | | | | | | | | | | | | | | | | | | | | | | 5 | 7 | 12 | +5 | | 4 | 11 | | | | | | | 30 | 15 | 8 | 24 | 8 | 8 | 16 | 18 | 30 | 38 |

| CANADIENS MONTREAL | B | G | A | P | + | - | PUN PN | MIN PIM | TEMPS/TOI | | | | | LANC. S | TENT/BL A/B | LR MS | MÉ HT | R GV | PP TK | LB BS | MG FW | MOM FL | MOM F% | | | | | | | | | | | | | | | | | | | | | |
|--------------------|---|------------------------|---|---|----|---|-----------|------------|-----------|-----------|------------|-------|-------|------------|----------------|----------|----------|---------|----------|----------|----------|-----------|-----------|-------|----|--|---|----|--|--|--|--|--|--|----|----|----|----|----|----|----|----|----|----|
| | | | | | | | | | TOT | PR SHF | MOY AVG | AN/PP | DN/SH | | | | | | | | | | | FÉ/ÉV | | | | | | | | | | | | | | | | | | | | |
| 3 | D | O'BYRNE, RYAN | 1 | 1 | 1 | 1 | 2 | | 13:53 | 19 | 00:43 | 00:00 | 00:00 | 13:53 | | | | 1 | 3 | 2 | | | | | | | | | | | | | | | | | | | | | | | | |
| 8 | D | KOMISAREK, MICHAEL | | | | | -2 | | 19:03 | 24 | 00:47 | 00:12 | 03:29 | 15:22 | 1 | 1 | | 4 | 2 | 3 | 1 | | | | | | | | | | | | | | | | | | | | | | | |
| 11 | C | KOIVU, SAKU | 1 | 1 | 2 | | | | 17:50 | 23 | 00:46 | 01:53 | 01:27 | 14:30 | 2 | 1 | 1 | 1 | 1 | 2 | | 8 | 4 | 67 | | | | | | | | | | | | | | | | | | | | |
| 14 | C | PLEKANEC, TOMAS | | | | | -1 | | 20:17 | 25 | 00:48 | 03:24 | 01:44 | 15:09 | 4 | 3 | | 1 | | | | 8 | 7 | 53 | | | | | | | | | | | | | | | | | | | | |
| 20 | C | SMOLINSKI, BRYAN | | | | | -1 | | 10:53 | 15 | 00:43 | 00:00 | 01:58 | 08:55 | 2 | | | 1 | | | | 6 | 1 | 86 | | | | | | | | | | | | | | | | | | | | |
| 21 | L | HIGGINS, CHRISTOPHER | 1 | 1 | 1 | | | | 15:20 | 21 | 00:43 | 01:21 | 01:27 | 12:32 | 1 | | | 1 | | | 1 | 1 | 0 | 100 | | | | | | | | | | | | | | | | | | | | |
| 25 | D | DANDENAULT, MATHIEU | | | | | -1 | | 08:40 | 10 | 00:52 | 00:00 | 00:00 | 08:40 | 1 | 2 | 1 | 1 | | | | | | | | | | | | | | | | | | | | | | | | | | |
| 26 | D | GORGES, JOSH | 1 | 1 | 1 | 1 | +1 | | 17:54 | 25 | 00:42 | 00:00 | 00:54 | 17:00 | | | | 1 | 2 | 1 | | 4 | | | | | | | | | | | | | | | | | | | | | | |
| 27 | R | KOVALEV, ALEX | 2 | 2 | -1 | 1 | 2 | | 22:33 | 24 | 00:56 | 04:33 | 02:00 | 16:00 | 3 | 1 | 2 | 1 | 2 | 2 | 2 | 1 | 0 | 100 | | | | | | | | | | | | | | | | | | | | |
| 32 | D | STREIT, MARK | 1 | 1 | 1 | 1 | +1 | | 19:02 | 23 | 00:49 | 04:21 | 01:42 | 12:59 | 2 | | | 1 | | | 1 | 1 | | | | | | | | | | | | | | | | | | | | | | |
| 40 | C | LAPIERRE, MAXIM | | | | | +1 | 2 | 11:43 | 17 | 00:41 | 00:00 | 00:17 | 11:26 | | 1 | | 2 | | | | 6 | 5 | 55 | | | | | | | | | | | | | | | | | | | | |
| 44 | D | HAMRLIK, ROMAN | 1 | 1 | 1 | 1 | 2 | | 20:29 | 28 | 00:43 | 01:07 | 01:28 | 17:54 | 1 | | | 1 | 1 | | 3 | | | | | | | | | | | | | | | | | | | | | | | |
| 46 | L | KASTSITSYN, ANDREI | | | | | -1 | | 19:25 | 21 | 00:55 | 03:56 | 00:00 | 15:29 | 1 | 1 | | 2 | 1 | | | | | | | | | | | | | | | | | | | | | | | | | |
| 51 | D | BOUILLON, FRANCIS | | | | | +1 | | 18:00 | 23 | 00:46 | 00:00 | 01:57 | 16:03 | 1 | | | 1 | | 1 | | | | | | | | | | | | | | | | | | | | | | | | |
| 73 | R | RYDER, MICHAEL | 1 | 1 | 1 | 1 | +1 | | 13:44 | 20 | 00:41 | 00:44 | 00:00 | 13:00 | 2 | 1 | 1 | 3 | | | | 0 | 1 | 0 | | | | | | | | | | | | | | | | | | | | |
| 74 | L | KASTSITSYN, SIARHEI | 1 | 1 | 1 | | | | 14:30 | 19 | 00:45 | 00:31 | 00:17 | 13:42 | | | 1 | 1 | 2 | | 1 | | | | | | | | | | | | | | | | | | | | | | | |
| 79 | D | MARKOV, ANDREI | 1 | 1 | 1 | 2 | -2 | | 23:00 | 26 | 00:53 | 04:23 | 03:04 | 15:33 | | | 2 | 1 | 4 | 3 | 2 | 2 | | | | | | | | | | | | | | | | | | | | | | |
| 84 | R | LATENDRESSE, GUILLAUME | | | | | -1 | 1 | 09:36 | 11 | 00:52 | 00:00 | 00:00 | 09:36 | | | 2 | 1 | | 1 | 1 | | | | | | | | | | | | | | | | | | | | | | | |
| 31 | G | PRICE, CAREY | | | | | | | | | | | | | | | | | | | | | | | | | | | | | | | | | | | | | | | | | | |
| 39 | G | HUET, CRISTOBAL | | | | | | | | | | | | | | | | | | | | | | | | | | | | | | | | | | | | | | | | | | |
| TEAM TOTALS | | | | | | | | | | | | | | | | | | | | | | 4 | 8 | 12 | -5 | | 6 | 23 | | | | | | | 21 | 16 | 14 | 28 | 15 | 12 | 15 | 30 | 18 | 63 |

G=Goals A=Assists P=Points +/-Plus/Minus PN=Number of Penalties PIM=Penalty Minutes TOI=Time On Ice SHF=# of Shifts AVG=Average Time/Shift S=Shots on Goal A/B=Attempts Blocked MS=Missed Shots HT=Hits Given GV=Giveaways TK=Takeaways BS=Blocked Shots FW=Faceoffs Won FL=Faceoffs Lost F%=Faceoff Win Percentage PP=Power Play SH=Short Handed EV=Even Strength OT=Overtime TOT=Total

VISITOR

HOME

Game Summary



4



Game
Saturday, February 23, 2008
Attendance 17,132 at Mellon Arena
Start 3:10 EST ; End 5:39 EST
Game 0931
Final



3



OTTAWA SENATORS
Game 62 Away Game 29

PITTSBURGH PENGUINS
Game 62 Home Game 32

SCORING SUMMARY

| G | Per | Time | Str | Team | Goal | Scorer | Assist | Assist | OTT on Ice | PIT on Ice |
|---|-----|-------|-----|------|------|-------------------|----------------------|--------------------|----------------------|------------------------|
| 1 | 1 | 1:47 | PP | PIT | 17 | P. SYKORA(20) | 12 R. MALONE(18) | 19 R. WHITNEY(21) | 1, 5, 20, 22, 24 | 12, 17, 19, 35, 55, 71 |
| 2 | 2 | 4:09 | EV | PIT | 20 | C. ARMSTRONG(9) | 25 M. TALBOT(11) | 4 R. SCUDERI(4) | 1, 6, 11, 15, 19, 44 | 4, 20, 25, 35, 38, 55 |
| 3 | 2 | 10:20 | EV | PIT | 38 | J. TAFFE(8) | 11 J. STAAL(13) | 5 D. SYDOR(8) | 1, 6, 11, 12, 44, 71 | 5, 11, 19, 27, 35, 38 |
| 4 | 2 | 12:47 | EV | OTT | 61 | C. STILLMAN(23) | 22 C. KELLY(15) | 20 A. VERMETTE(23) | 1, 4, 20, 22, 44, 61 | 12, 17, 35, 44, 58, 71 |
| 5 | 2 | 17:14 | EV | OTT | 15 | D. HEATLEY(29) | 61 C. STILLMAN(29) | 6 W. REDDEN(28) | 1, 2, 6, 15, 19, 61 | 4, 20, 25, 35, 37, 55 |
| 6 | 3 | 6:09 | EV | OTT | 15 | D. HEATLEY(30) | 27 R. ROBITAILLE(14) | 19 J. SPEZZA(50) | 1, 6, 14, 15, 19, 27 | 4, 25, 35, 36, 37, 55 |
| 7 | OT | 4:56 | EV | OTT | 11 | D. ALFREDSSON(35) | 14 A. MESZAROS(19) | | 1, 6, 11, 14, 15 | 11, 19, 20, 35, 58 |

OTTAWA SENATORS

PITTSBURGH PENGUINS

PENALTY SUMMARY

| # | Per | Time | Player | PIM | Penalty |
|---|-----|-------|------------------|-----|--------------|
| 1 | 1 | 1:07 | 4 C. PHILLIPS | 2 | Hooking |
| 2 | 1 | 2:03 | 71 N. FOLIGNO | 2 | Hooking |
| 3 | 1 | 4:38 | 15 D. HEATLEY | 2 | Hit/Sticking |
| 4 | 1 | 10:22 | 5 C. SCHUBERT | 2 | Boarding |
| 5 | 2 | 14:20 | 5 C. SCHUBERT | 2 | Holding |
| 6 | 2 | 18:11 | 11 D. ALFREDSSON | 2 | Hooking |
| | | | | | TOT: 6-12 |

| # | Per | Time | Player | PIM | Penalty |
|---|-----|------|--------------|-----|----------|
| 1 | 3 | 1:11 | 4 R. SCUDERI | 2 | Hooking |
| | | | | | TOT: 1-2 |

BY PERIOD

| Per | Goals | Shots | PN | PIM |
|-----|-------|-------|----|-----|
| 1 | 0 | 8 | 4 | 8 |
| 2 | 2 | 11 | 2 | 4 |
| 3 | 1 | 7 | 0 | 0 |
| OT | 1 | 2 | 0 | 0 |
| TOT | 4 | 28 | 6 | 12 |

| Per | Goals | Shots | PN | PIM |
|-----|-------|-------|----|-----|
| 1 | 1 | 17 | 0 | 0 |
| 2 | 2 | 7 | 0 | 0 |
| 3 | 0 | 7 | 1 | 2 |
| OT | 0 | 4 | 0 | 0 |
| TOT | 3 | 35 | 1 | 2 |

POWERPLAYS (Goals-Opp. / Power Play Time)

| 5v4 | 5v3 | 4v3 | TOT |
|-----------|-----|-----|-----------|
| 0-1/02:00 | | | 0-1/02:00 |

| 5v4 | 5v3 | 4v3 | TOT |
|-----------|-----|-----|-----------|
| 1-5/10:40 | | | 1-5/10:40 |

EVEN STRENGTH (Goals-Occurrences / Time)

| 5v5 | 4v4 | 3v3 | TOT |
|-----------|-----------|-----|-----------|
| 3-8/47:20 | 1-1/04:56 | | 4-9/52:16 |

| 5v5 | 4v4 | 3v3 | TOT |
|-----------|-----------|-----|-----------|
| 2-8/47:20 | 0-1/04:56 | | 2-9/52:16 |

GOALTENDER SUMMARY

| OTTAWA SENATORS | | TOT | | | | GOALS-SHOOTS AGAINST | | | | |
|-----------------|------------------|-------|-------|-------|-------|----------------------|-----|-----|-----|------|
| | | EV | PP | SH | TOT | 1 | 2 | 3 | OT | TOT |
| 1 | G EMERY, RAY (W) | 52:16 | 02:00 | 10:40 | 64:56 | 1-17 | 2-7 | 0-7 | 0-4 | 3-35 |
| 29 | G GERBER, MARTIN | | | | | | | | | |
| TEAM TOTALS | | 52:16 | 02:00 | 10:40 | 64:56 | 1-17 | 2-7 | 0-7 | 0-4 | 3-35 |

| PITTSBURGH PENGUINS | | TOT | | | | GOALS-SHOOTS AGAINST | | | | |
|---------------------|---------------------|-------|-------|-------|-------|----------------------|------|-----|-----|------|
| | | EV | PP | SH | TOT | 1 | 2 | 3 | OT | TOT |
| 30 | G SABOURIN, DANY | | | | | | | | | |
| 35 | G CONKLEIN, TY (OT) | 52:09 | 10:40 | 02:00 | 64:49 | 0-8 | 2-11 | 1-7 | 1-2 | 4-28 |
| EMPTY NET | | 00:07 | 00:00 | 00:00 | 00:07 | | | | | |
| TEAM TOTALS | | 52:16 | 10:40 | 02:00 | 64:56 | 0-8 | 2-11 | 1-7 | 1-2 | 4-28 |

OFFICIALS

Referee: #4 Wes McCauley
#20 Tim Peel
Standby:
Linesman: #75 Derek Amell
#96 David Brisebois
Standby:

3 STARS Picked By: Mellon Arena Media

| | Team | Pos | Player |
|----|------|-----|------------------|
| 1. | OTT | L | 15 D. HEATLEY |
| 2. | OTT | R | 11 D. ALFREDSSON |
| 3. | OTT | L | 61 C. STILLMAN |

38 11 20 4 55
12 71 17 44 58
37 25 48 5 19
36 39 27

VISITOR

HOME

Event Summary



4



Game
Saturday, February 23, 2008
Attendance 17,132 at Mellon Arena
Start 3:10 EST ; End 5:39 EST
Game 0931
Final



3



OTTAWA SENATORS
Game 62 Away Game 29

PITTSBURGH PENGUINS
Game 62 Home Game 32

SHOTS SUMMARY (Goals-Shots On Goal)

| EV | | | | | PP | | | | | SH | | | | | TOT | | | | | | | | | | | | | | |
|------|-----|-----|-----|-----|-----|-----|-----|-----|-----|------|-----|-----|-----|-----|------|-----|-----|-----|-----|-----|-----|-----|-----|-----|------|-----|--|--|--|
| 4-26 | | | | | 0-2 | | | | | 4-28 | | | | | 2-27 | | | | | 1-8 | | | | | 3-35 | | | | |
| 5v5 | 5v4 | 5v3 | 4v5 | 4v4 | 4v3 | 3v5 | 3v4 | 3v3 | 5v5 | 5v4 | 5v3 | 4v5 | 4v4 | 4v3 | 3v5 | 3v4 | 3v3 | 5v5 | 5v4 | 5v3 | 4v5 | 4v4 | 4v3 | 3v5 | 3v4 | 3v3 | | | |
| 3 | 2 | 4 | 0 | 2 | 0 | 2 | 0 | 0 | 2 | 2 | 3 | 0 | 0 | 0 | 0 | 0 | 0 | 2 | 2 | 3 | 0 | 0 | 0 | 0 | 0 | 0 | | | |

FACE-OFF SUMMARY (Face-offs Won-Face-offs Total / Percentage)

| EV | | | | PP | | | | SH | | | | TOT | | | |
|-----------|--|--|--|----------|--|--|--|----------|--|--|--|-----------|--|--|--|
| 23-40/58% | | | | 0-1/0% | | | | 9-16/56% | | | | 32-57/56% | | | |
| 17-40/43% | | | | 7-16/44% | | | | 1-1/100% | | | | 25-57/44% | | | |

TEAM SUMMARY

| OTTAWA SENATORS | | | | | | | | | | PITTSBURGH PENGUINS | | | | | | | | | | | | | | | | | | | | | |
|-----------------|---|---------------------|---|---|----|-----|-------|-----|-------|---------------------|-------|-------|----|-----|----|----|----|----|----|----|----|----|----|----|----|---|---|----|----|----|----|
| G | A | P | + | - | PN | PIM | TOT | SHF | AVG | PP | SH | EV | S | A/B | MS | HT | GV | TK | BS | FW | FL | F% | | | | | | | | | |
| 2 | D | RICHARDSON, LUKE | | | +1 | | 10:22 | 15 | 00:41 | 00:00 | 00:00 | 10:22 | 2 | | 1 | | 1 | | 1 | | | | | | | | | | | | |
| 4 | D | PHILLIPS, CHRIS | | | | | 23:08 | 35 | 00:49 | 00:40 | 06:08 | 22:20 | 1 | | | | 5 | | 1 | | 3 | | | | | | | | | | |
| 5 | D | SCHUBERT, CHRISTOPH | | | 2 | 4 | 07:59 | 11 | 00:43 | 00:52 | 02:28 | 04:39 | 1 | 1 | | | 2 | | | | 1 | | | | | | | | | | |
| 6 | D | REDDEN, WADE | | | | | 21:57 | 28 | 00:47 | 01:17 | 00:10 | 20:30 | 1 | 3 | | | 2 | | | | | | | | | | | | | | |
| 10 | R | DONOVAN, SHEAN | | | | | 04:37 | 6 | 00:46 | 00:00 | 00:00 | 04:37 | | | | | | | | | | | | | | | | | | | |
| 11 | R | ALFREDSSON, DANIEL | 1 | | 1 | 2 | 23:12 | 32 | 00:43 | 01:17 | 02:45 | 19:10 | 1 | | | | 3 | | | | 3 | 0 | | | | | | | | | |
| 12 | C | FISHER, MIKE | | | -1 | | 25:18 | 30 | 00:50 | 00:43 | 04:21 | 20:14 | 2 | | | | 2 | | 3 | | 2 | 7 | | | | | | | | | |
| 14 | D | MESZAROS, ANDREJ | | | | | 18:09 | 25 | 00:48 | 01:08 | 02:04 | 14:57 | 1 | 2 | | | 2 | | | | | | | | | | | | | | |
| 15 | L | HEATLEY, DANY | 2 | | 2 | 1 | 22:45 | 27 | 00:50 | 01:17 | 00:10 | 21:18 | 7 | 1 | | | 1 | | | | | | | | | | | | | | |
| 18 | R | MCGRATTAN, BRIAN | | | | | 00:44 | 1 | 00:44 | 00:00 | 00:00 | 00:44 | | | | | | | | | | | | | | | | | | | |
| 19 | C | SPEZZA, JASON | | | 1 | 1 | 16:23 | 21 | 00:46 | 01:17 | 00:05 | 15:01 | 1 | 3 | | | 1 | | | | 7 | 10 | | | | | | | | | |
| 20 | C | VERMETTE, ANTOINE | | | | | 22:13 | 28 | 00:47 | 00:00 | 06:21 | 15:52 | 4 | | | | 2 | | | | 15 | 6 | | | | | | | | | |
| 22 | C | KELLY, CHRIS | | | 1 | 1 | 21:07 | 28 | 00:45 | 00:00 | 06:09 | 14:58 | 2 | | | | 1 | | 3 | | | | | | | | | | | | |
| 23 | D | VOLOCHENKOV, ANTON | | | | | 27:34 | 29 | 00:57 | 00:03 | 06:35 | 20:56 | | | | | 5 | | | | 3 | | | | | | | | | | |
| 27 | C | ROBITAILLE, RANDY | | | 1 | 1 | 13:07 | 16 | 00:49 | 00:43 | 00:00 | 12:24 | 1 | | | | | | 1 | | | | | | | | | | | | |
| 42 | D | COMMODORE, MIKE | | | | | 18:43 | 24 | 00:46 | 00:00 | 03:55 | 14:48 | 1 | 2 | | | 4 | | | | 2 | | | | | | | | | | |
| 61 | L | STILLMAN, CORY | 1 | 1 | 2 | 2 | 19:48 | 27 | 00:44 | 00:43 | 01:29 | 17:36 | 3 | | | | 1 | | 2 | | | | | | | | | | | | |
| 71 | L | FOLIGNO, NICK | | | | | 05:58 | 10 | 00:35 | 00:00 | 00:00 | 05:58 | | | | | | | | | 1 | | | | | | | | | | |
| 1 | G | EMERY, RAY | | | | | | | | | | | | | | | | | | | | | | | | | | | | | |
| 29 | G | GERBER, MARTIN | | | | | | | | | | | | | | | | | | | | | | | | | | | | | |
| TEAM TOTALS | | | | | | | | | | 4 | 7 | 11 | +9 | 6 | 12 | | | | | | | 28 | 14 | 11 | 33 | 4 | 1 | 13 | 32 | 25 | 56 |

| PITTSBURGH PENGUINS | | | | | | | | | | OTTAWA SENATORS | | | | | | | | | | | | | | | | | | | | | |
|---------------------|---|---------------------|---|---|----|-----|-------|-----|-------|-----------------|-------|-------|----|-----|----|----|----|----|----|----|----|----|----|----|----|---|---|----|----|----|----|
| G | A | P | + | - | PN | PIM | TOT | SHF | AVG | PP | SH | EV | S | A/B | MS | HT | GV | TK | BS | FW | FL | F% | | | | | | | | | |
| 4 | D | SCUDERI, ROBERT | 1 | 1 | -1 | 1 | 20:30 | 25 | 00:49 | 00:09 | 00:00 | 20:21 | | | | | 3 | | | | 3 | | | | | | | | | | |
| 5 | D | SYDOR, DARRYL | | | | | 20:16 | 27 | 00:45 | 02:46 | 01:07 | 16:23 | | | | | | | | | 4 | | | | | | | | | | |
| 11 | C | STAAL, JORDAN | 1 | 1 | | | 23:34 | 28 | 00:50 | 03:44 | 01:14 | 18:36 | 4 | 2 | | | 1 | | 2 | | 2 | 10 | | | | | | | | | |
| 12 | L | MALONE, RYAN | | | | | 25:23 | 27 | 00:56 | 05:29 | 00:39 | 19:21 | | | | | 5 | | | | 4 | 0 | | | | | | | | | |
| 17 | R | SYKORA, PETR | 1 | 1 | -1 | | 22:47 | 26 | 00:52 | 05:55 | 00:00 | 16:52 | 4 | 2 | | | 4 | | | | | | | | | | | | | | |
| 19 | D | WHITNEY, RYAN | | | | | 26:30 | 27 | 00:58 | 07:23 | 01:07 | 18:00 | 3 | 2 | | | 1 | | | | 1 | | | | | | | | | | |
| 20 | R | ARMSTRONG, COLBY | 1 | 1 | -1 | | 18:27 | 24 | 00:46 | 00:41 | 01:12 | 16:34 | 4 | | | | 2 | | 2 | | | | | | | | | | | | |
| 25 | C | TALBOT, MAXIME | | | | | 14:14 | 24 | 00:35 | 00:19 | 00:39 | 13:16 | | | | | | | | | 1 | 7 | | | | | | | | | |
| 27 | R | LARAQUE, GEORGES | | | +1 | | 06:04 | 9 | 00:40 | 00:05 | 00:00 | 05:59 | | | | | | | | | | | | | | | | | | | |
| 36 | L | JAMES, CONNOR | | | | | 04:42 | 7 | 00:40 | 00:00 | 00:00 | 04:42 | | | | | | | | | | | | | | | | | | | |
| 37 | L | RUUTU, JARKKO | | | -2 | | 13:14 | 19 | 00:41 | 01:14 | 00:09 | 11:51 | | | | | 2 | | | | 1 | | | | | | | | | | |
| 38 | L | TAFRE, JEFF | | | | | 16:29 | 23 | 00:43 | 02:17 | 00:00 | 14:12 | 2 | | | | 1 | | 2 | | | | | | | | | | | | |
| 39 | L | MINARD, CHRISTOPHER | | | | | 03:02 | 5 | 00:36 | 01:14 | 00:00 | 01:48 | 2 | | | | | | 3 | | | | | | | | | | | | |
| 44 | D | ORPIK, BROOKS | | | | | 14:31 | 19 | 00:45 | 00:05 | 00:00 | 14:26 | 1 | | | | 7 | | 1 | | 1 | | | | | | | | | | |
| 48 | C | KENNEDY, TYLER | | | | | 12:34 | 17 | 00:44 | 04:22 | 00:00 | 08:12 | 3 | 2 | | | | | | 1 | | | | | | | | | | | |
| 55 | D | GONCHAR, SERGEI | | | | | 29:08 | 30 | 00:58 | 07:00 | 00:53 | 21:15 | 5 | | | | 1 | | 1 | | 2 | | | | | | | | | | |
| 58 | D | LETANG, KRISTOPHER | | | -2 | | 19:02 | 24 | 00:47 | 03:57 | 00:53 | 14:12 | 1 | 1 | | | 1 | | | | | | | | | | | | | | |
| 71 | C | WALKIN, EVGENI | | | | | 27:24 | 28 | 00:58 | 06:46 | 00:07 | 20:31 | 7 | 4 | | | 1 | | 2 | | 1 | 8 | | | | | | | | | |
| 30 | G | SABOURIN, DANY | | | | | | | | | | | | | | | | | | | | | | | | | | | | | |
| 35 | G | CONKLIN, TY | | | | | | | | | | | | | | | | | | | | | | | | | | | | | |
| TEAM TOTALS | | | | | | | | | | 3 | 6 | 9 | -9 | 1 | 2 | | | | | | | 35 | 13 | 11 | 25 | 9 | 6 | 14 | 25 | 32 | 44 |

G=Goals A=Assists P=Points +/-=Plus/Minus PN=Number of Penalties PIM=Penalty Minutes TOI=Time On Ice SHF=# of Shifts AVG=Average Time/Shift S=Shots on Goal A/B=Attempts Blocked MS=Missed Shots HT=Hits Given GV=Giveaways TK=Takeaways BS=Blocked Shots FW=Faceoffs Won FL=Faceoffs Lost F%=Faceoff Win Percentage PP=Power Play SH=Short Handed EV=Even Strength OT=Overtime TOT=Total

VISITOR

HOME

Shootout Summary



2



Game
 Sunday, February 24, 2008
 Attendance 17,132 at Mellon Arena
 Start 3:25 EST ; End 6:01 EST
 Game 0942
 Final



1



SAN JOSE SHARKS
 Game 62 Away Game 30

PITTSBURGH PENGUINS
 Game 63 Home Game 33

Shootout Summary

| Team | G | S | M | P |
|------|---|---|---|---|
| S.J | 3 | 3 | 0 | 0 |
| PIT | 2 | 3 | 0 | 0 |

Determining Goal: 27 J.ROENICK (Attempt #3/#6 - Team/Overall)

Shootout Order / Result

| # | Team | Pos | Shooter | Goaltender | Result | Shot Type | Score(V-H) |
|---|------|-----|------------------|--------------|--------|-----------|------------|
| 1 | PIT | C | 16 E.CHRISTENSEN | 20 E.NABOKOV | G | Wrist | 0-1 |
| 2 | S.J | C | 8 J.PAVELSKI | 35 T.CONKLIN | G | Wrist | 1-1 |
| 3 | PIT | D | 58 K.LETANG | 20 E.NABOKOV | S | Wrist | 1-1 |
| 4 | S.J | R | 14 J.CHEECHOO | 35 T.CONKLIN | G | Wrist | 2-1 |
| 5 | PIT | L | 37 J.RUUTU | 20 E.NABOKOV | G | Backhand | 2-2 |
| 6 | S.J | C | 27 J.ROENICK | 35 T.CONKLIN | G | Wrist | 3-2 |

Result Key: G=Goal, M=Missed Shot, S=Shot, P=Penalty,

© Copyright 2007, National Hockey League 2008-02-24-18.06.36

THE UNIVERSITY OF CHICAGO
DIVISION OF THE PHYSICAL SCIENCES
DEPARTMENT OF CHEMISTRY
5708 SOUTH CAMPUS DRIVE
CHICAGO, ILLINOIS 60637

PROFESSOR [Name]
[Address]
[City, State, Zip]

Dear Professor [Name]:

I am writing to you regarding [Topic].

[Detailed text of the letter]

[Detailed text of the letter]

[Detailed text of the letter]

[Detailed text of the letter]

[Detailed text of the letter]

[Detailed text of the letter]

VISITOR

HOME

Game Summary



Game
Sunday, February 24, 2008
Attendance 17,132 at Mellon Arena
Start 3:25 EST ; End 6:01 EST
Game 0942
Final



SAN JOSE SHARKS
Game 62 Away Game 30

PITTSBURGH PENGUINS
Game 63 Home Game 33

SCORING SUMMARY

| G | Per | Time | Str | Team | Goal Scorer | Assist | Assist | S.J on Ice | PIT on Ice |
|---|-----|-------|-----|------|---------------------|-------------------|-----------------|----------------------|------------------------|
| 1 | 3 | 3:10 | EV | S.J | 14 J.CHEECHOO(18) | 19 J.THORNTON(54) | 45 J.SHELLEY(4) | 3, 9, 14, 19, 20, 44 | 4, 12, 17, 19, 35, 71 |
| 2 | 3 | 10:02 | PP | PIT | 16 E.CHRISTENSEN(9) | 55 S.GONCHAR(41) | 38 J.TAFFE(3) | 3, 10, 17, 20, 25 | 16, 19, 35, 38, 48, 55 |
| 3 | SO | | | S.J | 27 J.ROENICK | | | | |

SAN JOSE SHARKS

PITTSBURGH PENGUINS

PENALTY SUMMARY

| # | Per | Time | Player | PIM | Penalty | # | Per | Time | Player | PIM | Penalty |
|---------|-----|-------|---------------|-----|--------------|----------|-----|-------|--------------|-----|---------------------|
| 1 | 2 | 4:38 | 10 C.EHRHOFF | 2 | Holding | 1 | 1 | 4:02 | 37 J.RUJUTU | 2 | Interference |
| 2 | 2 | 14:30 | 18 M.CARLE | 2 | Interference | 2 | 1 | 4:02 | 37 J.RUJUTU | 10 | Misconduct (10 min) |
| 3 | 3 | 9:47 | 45 J.SHELLEY | 2 | Hooking | 3 | 1 | 9:42 | 44 B.ORPIK | 2 | Roughing |
| 4 | 3 | 16:06 | 14 J.CHEECHOO | 2 | Holding | 4 | 1 | 14:52 | 19 R.WHITNEY | 2 | Hooking |
| TOT 4-8 | | | | | | TOT 6-20 | | | | | |

BY PERIOD

| Per | Goals | Shots | PN | PIM | Per | Goals | Shots | PN | PIM |
|-----|-------|-------|----|-----|-----|-------|-------|----|-----|
| 1 | 0 | 14 | 0 | 0 | 1 | 0 | 4 | 4 | 16 |
| 2 | 0 | 7 | 2 | 4 | 2 | 0 | 10 | 1 | 2 |
| 3 | 1 | 11 | 2 | 4 | 3 | 1 | 7 | 1 | 2 |
| OT | 0 | 5 | 0 | 0 | OT | 0 | 0 | 0 | 0 |
| TOT | 1 | 37 | 4 | 8 | TOT | 1 | 21 | 6 | 20 |

POWERPLAYS (Goals-Opp. / Power Play Time)

| 5v4 | 5v3 | 4v3 | TOT | 5v4 | 5v3 | 4v3 | TOT |
|-----------|-----|-----|-----------|-----------|-----|-----|-----------|
| 0-5/09:16 | | | 0-5/09:16 | 1-4/05:31 | | | 1-4/05:31 |

EVEN STRENGTH (Goals-Occurences / Time)

| 5v5 | 4v4 | 3v3 | TOT | 5v5 | 4v4 | 3v3 | TOT |
|-----------|-----------|-----|------------|-----------|-----------|-----|------------|
| 1-9/44:29 | 0-2/05:44 | | 1-11/50:13 | 0-9/44:29 | 0-2/05:44 | | 0-11/50:13 |

GOALTENDER SUMMARY

| SAN JOSE SHARKS | | TOI | | | | GOALS-SHOTS AGAINST | | | | |
|-----------------|-----------------------|-------|-------|-------|-------|---------------------|------|-----|----|------|
| | | EV | PP | SH | TOT | 1 | 2 | 3 | OT | TOT |
| 1 | G GREISS, THOMAS | | | | | | | | | |
| 20 | G NABOKOV, EVGENI (W) | 49:41 | 09:16 | 05:29 | 64:26 | 0-4 | 0-10 | 1-7 | | 1-21 |
| EMPTY NET | | 00:32 | 00:00 | 00:02 | 00:34 | | | | | |
| TEAM TOTALS | | 50:13 | 09:16 | 05:31 | 65:00 | 0-4 | 0-10 | 1-7 | | 1-21 |

| PITTSBURGH PENGUINS | | TOI | | | | GOALS-SHOTS AGAINST | | | | |
|---------------------|--------------------|-------|-------|-------|-------|---------------------|-----|------|-----|------|
| | | EV | PP | SH | TOT | 1 | 2 | 3 | OT | TOT |
| 30 | G SABOURIN, DANY | | | | | | | | | |
| 35 | G CONKLIN, TY (OT) | 50:13 | 05:31 | 09:16 | 65:00 | 0-14 | 0-7 | 1-11 | 0-5 | 1-37 |
| TEAM TOTALS | | 50:13 | 05:31 | 09:16 | 65:00 | 0-14 | 0-7 | 1-11 | 0-5 | 1-37 |

OFFICIALS

Referee: #7 Bill McCreary
#36 Dean Morton
Linesman: #96 David Brisebois
#68 Scott Driscoll
Standby:

3 STARS Picked By: Mellon Arena Media

| Team | Pos | Player |
|--------|-----|---------------|
| 1. S.J | R | 14 J.CHEECHOO |
| 2. S.J | G | 20 E.NABOKOV |
| 3. PIT | G | 35 T.CONKLIN |

© Copyright 2007, National Hockey League 2008-02-24-18.06.35

16 25 48 4 55
12 71 17 5 19
38 11 20 44 58
37 39 27

VISITOR

HOME

Event Summary



2

Game
Sunday, February 24, 2008
Attendance 17,132 at Mellon Arena
Start 3:25 EST ; End 6:01 EST
Game 0942
Final



1



SAN JOSE SHARKS
Game 62 Away Game 30

PITTSBURGH PENGUINS
Game 63 Home Game 33

SHOTS SUMMARY (Goals-Shots On Goal)

| SAN JOSE SHARKS | | | | | | | | | PITTSBURGH PENGUINS | | | | | | | | |
|-----------------|-----|-----|-----|-----|------|-----|-----|------|---------------------|-----|-----|-----|------|-----|-----|-----|-----|
| EV | PP | SH | | | TOT | | | EV | PP | SH | | | TOT | | | | |
| 1-26 | 0-8 | 0-3 | | | 1-37 | | | 0-12 | 1-7 | 0-2 | | | 1-21 | | | | |
| 5v5 | 5v4 | 5v3 | 4v5 | 4v4 | 4v3 | 3v5 | 3v4 | 3v3 | 5v5 | 5v4 | 5v3 | 4v5 | 4v4 | 4v3 | 3v5 | 3v4 | 3v3 |
| 1-21 | 0-8 | 0-3 | | | 0-5 | | | 0-12 | 1-7 | 0-2 | | | 0-2 | | | | |

FACE-OFF SUMMARY (Face-offs Won-Face-offs Total / Percentage)

| SAN JOSE SHARKS | | | | PITTSBURGH PENGUINS | | | |
|-----------------|---------|---------|-----------|---------------------|---------|---------|-----------|
| EV | PP | SH | TOT | EV | PP | SH | TOT |
| 19-35/54% | 3-7/43% | 4-7/57% | 26-49/53% | 16-35/46% | 3-7/43% | 4-7/57% | 23-49/47% |

TEAM SUMMARY

| SAN JOSE SHARKS | | | | | | | | | | | | | TOI | | | | | | | | | | | | | | | | | | | |
|-----------------|---|----------------------|---|---|----|----|-----|-------|-----|-------|-------|-------|-------|---|-----|----|----|----|----|----|----|----|-----|----|----|----|---|---|---|----|----|----|
| | G | A | P | + | - | PN | PIM | TOT | SHF | AVG | PP | SH | EV | S | A/B | MS | HT | GV | TK | BS | FW | FL | F% | | | | | | | | | |
| 3 | D | MURRAY, DOUGLAS | | | | +1 | | 24:19 | 36 | 00:40 | 00:05 | 03:03 | 21:11 | 2 | 2 | 1 | 4 | | | 1 | | | | | | | | | | | | |
| 8 | C | PAVELSKI, JOE | | | | | | 21:02 | 24 | 00:52 | 04:15 | 01:35 | 15:12 | 6 | 2 | 2 | 2 | | | | 4 | 1 | 80 | | | | | | | | | |
| 9 | L | MICHELEK, MILAN | | | | +1 | | 18:26 | 24 | 00:46 | 04:52 | 00:04 | 13:30 | 3 | 1 | | 3 | 1 | | | 2 | 0 | 100 | | | | | | | | | |
| 10 | D | EHRHOFF, CHRISTIAN | | | | | 1 2 | 22:44 | 33 | 00:41 | 04:00 | 01:38 | 17:06 | 5 | 2 | 1 | 1 | | | 1 | | | | | | | | | | | | |
| 11 | C | GOC, MARCEL | | | | | | 08:15 | 13 | 00:38 | 00:00 | 00:00 | 08:15 | 1 | 1 | 1 | | | | | 1 | 1 | 50 | | | | | | | | | |
| 12 | C | MARLEAU, PATRICK | | | | | | 20:34 | 23 | 00:53 | 04:21 | 00:00 | 16:13 | 1 | 1 | 1 | 1 | | | | 2 | 6 | 25 | | | | | | | | | |
| 14 | R | CHEECHOO, JONATHAN | 1 | 1 | +1 | 1 | 2 | 18:30 | 23 | 00:48 | 04:45 | 00:02 | 13:43 | 6 | 1 | 1 | 2 | | 1 | | | | | | | | | | | | | |
| 17 | C | MITCHELL, TORREY | | | | | | 15:43 | 22 | 00:42 | 00:01 | 04:12 | 11:30 | 2 | | 1 | 1 | | | | 6 | 3 | 67 | | | | | | | | | |
| 18 | D | CARLE, MATTHEW | | | | | 1 2 | 19:48 | 27 | 00:44 | 05:19 | 01:05 | 13:24 | | 1 | | 2 | 1 | | | | | | | | | | | | | | |
| 19 | C | THORNTON, JOE | | | | | | 21:50 | 24 | 00:54 | 05:19 | 00:04 | 16:27 | 1 | | | | 1 | | | 5 | 9 | 36 | | | | | | | | | |
| 21 | D | SEMENOV, ALEXEI | | | | | | 08:58 | 17 | 00:31 | 00:00 | 00:00 | 08:58 | | | | 1 | 1 | | | | | | | | | | | | | | |
| 25 | R | GRIER, MICHAEL | | | | | | 15:40 | 21 | 00:44 | 00:10 | 03:52 | 11:38 | 1 | 1 | | 4 | | | | | | | | | | | | | | | |
| 26 | R | BERNIER, STEVE | | | | | | 14:17 | 16 | 00:53 | 03:08 | 00:00 | 11:09 | 4 | | 1 | 1 | 1 | | | | | | | | | | | | | | |
| 27 | C | ROENICK, JEREMY | | | | | | 14:41 | 19 | 00:46 | 04:13 | 00:00 | 10:28 | 2 | | 1 | 1 | 1 | | | 3 | 1 | 75 | | | | | | | | | |
| 34 | L | RISSMILLER, PATRICK | | | | | | 12:16 | 18 | 00:40 | 00:36 | 01:17 | 10:23 | 1 | 2 | 1 | | | | | 3 | 2 | 60 | | | | | | | | | |
| 44 | D | VLASIC, MARC-EDOUARD | | | | +1 | | 26:59 | 39 | 00:41 | 00:18 | 02:47 | 23:54 | 1 | 2 | 2 | 1 | | | | | | | | | | | | | | | |
| 45 | L | SHELLEY, JODY | 1 | 1 | | | 1 2 | 07:01 | 10 | 00:42 | 00:00 | 00:00 | 07:01 | | | | 2 | | | | | | | | | | | | | | | |
| 52 | D | RIVET, CRAIG | | | | | | 23:16 | 31 | 00:45 | 04:58 | 02:27 | 15:51 | 1 | 2 | 1 | 1 | 1 | | | | | | | | | | | | | | |
| 1 | G | GREISS, THOMAS | | | | | | | | | | | | | | | | | | | | | | | | | | | | | | |
| 20 | G | NABOKOV, EVGENI | | | | | | | | | | | | | | | | | | | | | | | | | | | | | | |
| TEAM TOTALS | | | | | | | 1 | 2 | 3 | +5 | 4 | 8 | | | | | | | | | | | 37 | 18 | 14 | 26 | 7 | 1 | 2 | 26 | 23 | 53 |

| PITTSBURGH PENGUINS | | | | | | | | | | | | | TOI | | | | | | | | | | | | | | | | | | | | |
|---------------------|---|---------------------|---|---|---|----|------|-------|-----|-------|-------|-------|-------|---|-----|----|----|----|----|----|----|----|-----|----|---|----|----|---|---|----|----|----|----|
| | G | A | P | + | - | PN | PIM | TOT | SHF | AVG | PP | SH | EV | S | A/B | MS | HT | GV | TK | BS | FW | FL | F% | | | | | | | | | | |
| 4 | D | SCUDERI, ROBERT | | | | -1 | | 22:56 | 30 | 00:45 | 00:02 | 06:01 | 16:53 | | | | | | | | 1 | | | | | | | | | | | | |
| 5 | D | SYDOR, DARRYL | | | | | | 21:23 | 26 | 00:49 | 01:00 | 03:15 | 17:08 | | | | | | | | 2 | | | | | | | | | | | | |
| 11 | C | STAAL, JORDAN | | | | | | 17:47 | 27 | 00:39 | 00:02 | 03:55 | 13:50 | 4 | 1 | | 4 | | | | 9 | 6 | 60 | | | | | | | | | | |
| 12 | L | MALONE, RYAN | | | | -1 | | 25:47 | 29 | 00:53 | 03:37 | 05:00 | 17:10 | 2 | | 1 | 1 | 1 | | 1 | 1 | 0 | 100 | | | | | | | | | | |
| 16 | C | CHRISTENSEN, ERIK | 1 | 1 | | | | 12:08 | 18 | 00:40 | 01:32 | 00:00 | 10:36 | 1 | 1 | | | | | | 2 | 3 | 40 | | | | | | | | | | |
| 17 | R | SYKORA, PETR | | | | -1 | | 20:45 | 24 | 00:51 | 03:51 | 00:00 | 16:54 | 1 | | 2 | 1 | | | 1 | | | | | | | | | | | | | |
| 19 | D | WHITNEY, RYAN | | | | -1 | 2 4 | 22:24 | 27 | 00:49 | 04:29 | 01:34 | 16:21 | 1 | | | 1 | 1 | | | | | | | | | | | | | | | |
| 20 | R | ARMSTRONG, COLBY | | | | | | 19:47 | 27 | 00:43 | 00:09 | 04:43 | 14:55 | 2 | | 1 | 2 | | | 1 | 1 | 0 | 100 | | | | | | | | | | |
| 25 | C | TALBOT, MAXIME | | | | | | 18:46 | 26 | 00:43 | 00:00 | 03:36 | 15:10 | 1 | | 2 | 1 | | | 2 | 6 | 5 | 55 | | | | | | | | | | |
| 27 | R | LARAQUE, GEORGES | | | | | | 05:40 | 8 | 00:42 | 00:00 | 00:00 | 05:40 | | | | 2 | | | | | | | | | | | | | | | | |
| 37 | L | RUUTU, JARKKO | | | | | 2 12 | 04:42 | 8 | 00:35 | 00:09 | 00:00 | 04:33 | | | | 5 | | | | | | | | | | | | | | | | |
| 38 | L | TAFFE, JEFF | 1 | 1 | | | | 11:34 | 17 | 00:40 | 01:31 | 00:00 | 10:03 | 1 | | 1 | | | | | | | | | | | | | | | | | |
| 39 | L | MINARD, CHRISTOPHER | | | | | | 04:32 | 7 | 00:38 | 00:00 | 00:00 | 04:32 | | | | 3 | | | | | | | | | | | | | | | | |
| 44 | D | DORPIK, BROOKS | | | | | 1 2 | 15:47 | 22 | 00:43 | 00:00 | 00:00 | 15:47 | 2 | | 1 | 6 | | | | 4 | | | | | | | | | | | | |
| 48 | C | KENNEDY, TYLER | | | | | | 13:03 | 18 | 00:43 | 01:45 | 00:00 | 11:18 | | | 1 | 2 | 1 | 1 | | | | | | | | | | | | | | |
| 55 | D | GONCHAR, SERGEI | 1 | 1 | | | | 27:30 | 32 | 00:51 | 04:31 | 06:01 | 16:58 | 2 | | 2 | 4 | 2 | 2 | 2 | | | | | | | | | | | | | |
| 58 | D | LETANG, KRISTOPHER | | | | | | 20:34 | 25 | 00:49 | 01:00 | 01:41 | 17:53 | 1 | | 1 | 2 | | | | 2 | | | | | | | | | | | | |
| 71 | C | MALKIN, EVGENI | | | | -1 | 1 2 | 24:55 | 29 | 00:51 | 03:57 | 01:18 | 19:40 | 3 | | | | | | 4 | 2 | 4 | 12 | 25 | | | | | | | | | |
| 30 | G | SABOURIN, DANY | | | | | | | | | | | | | | | | | | | | | | | | | | | | | | | |
| 35 | G | CONKLIN, TY | | | | | | | | | | | | | | | | | | | | | | | | | | | | | | | |
| TEAM TOTALS | | | | | | | 1 | 2 | 3 | -5 | 6 | 20 | | | | | | | | | | | | 21 | 2 | 12 | 34 | 5 | 7 | 18 | 23 | 26 | 47 |

G=Goals A=Assists P=Points +/-Plus/Minus PN=Number of Penalties PIM=Penalty Minutes TOI=Time On Ice SHF=# of Shifts AVG=Average Time/Shift S=Shots on Goal A/B=Attempts Blocked MS=Missed Shots HT=Hits Given GV=Giveaways TK=Takeaways BS=Blocked Shots FW=Faceoffs Won FL=Faceoffs Lost F%=Faceoff Win Percentage PP=Power Play SH=Short Handed EV=Even Strength OT=Overtime TOT=Total

VISITOR

HOME

Game Summary



Game
Tuesday, February 26, 2008
Attendance 11,258 at Nassau Coliseum
Start 7:08 EST ; End 9:31 EST
Game 0951
Final



PITTSBURGH PENGUINS
Game 64 Away Game 31

NEW YORK ISLANDERS
Game 64 Home Game 33

SCORING SUMMARY

| G | Per | Time | Str | Team | Goal | Scorer | Assist | Assist | PIT on Ice | NYI on Ice |
|---|-----|-------|-----|------|------|-----------------|--------------------|------------------|------------------------|------------------------|
| 1 | 1 | 10:50 | EV | PIT | 71 | E.MALKIN(36) | 17 P.SYKORA(27) | 38 J.TAFFE(4) | 17, 35, 38, 44, 58, 71 | 10, 13, 20, 24, 39, 44 |
| 2 | 1 | 17:52 | PP | PIT | 38 | J.TAFFE(4) | 48 T.KENNEDY(5) | 39 C.MINARD(1) | 5, 35, 38, 39, 48, 58 | 11, 24, 39, 44 |
| 3 | 2 | 10:26 | EV | NYI | 51 | F.NIELSEN(1) | 15 J.TAMBELLINI(1) | 44 F.MEYER IV(7) | 12, 17, 35, 44, 58, 71 | 15, 24, 39, 44, 51, 57 |
| 4 | 3 | 12:55 | EV | PIT | 11 | J.STAAL(9) | 71 E.MALKIN(48) | 17 P.SYKORA(28) | 5, 11, 12, 17, 19, 71 | 8, 10, 20, 39, 44, 81 |
| 5 | 3 | 16:58 | PP | PIT | 36 | C.JAMES(1) | 19 R.WHITNEY(22) | | 19, 35, 36, 38, 39, 58 | 4, 7, 39, 44, 63 |
| 6 | 3 | 18:43 | PP | NYI | 26 | R.FEDOTENKO(15) | 63 J.VASICEK(16) | 7 T.HUNTER(26) | 11, 25, 35, 55, 58 | 7, 26, 39, 44, 63, 81 |

PITTSBURGH PENGUINS

NEW YORK ISLANDERS

PENALTY SUMMARY

| # | Per | Time | Player | PIM | Penalty | # | Per | Time | Player | PIM | Penalty |
|------------------|-----|-------|--------------|-----|-------------------------------|-----------------|-----|-------|----------------|-----|-------------------|
| 1 | 1 | 1:36 | 11 J.STAAL | 2 | Holding | 1 | 1 | 2:14 | 26 R.FEDOTENKO | 2 | Hooking |
| 2 | 1 | 2:28 | 37 J.RUUTU | 2 | Hooking | 2 | 1 | 16:06 | 10 R.PARK | 2 | Holding the stick |
| 3 | 1 | 13:15 | 55 S.GONCHAR | 2 | Holding | 3 | 1 | 17:43 | 8 B.GERVAIS | 2 | Hooking |
| 4 | 1 | 13:41 | 19 R.WHITNEY | 2 | Delaying Game-Puck over glass | 4 | 3 | 5:16 | 24 R.MARTINEK | 2 | Holding |
| 5 | 2 | 0:59 | 11 J.STAAL | 2 | Hi-sticking | 5 | 3 | 15:24 | 26 R.FEDOTENKO | 2 | Tripping |
| 6 | 2 | 5:26 | 27 G.LARAQUE | 2 | Hooking | 6 | 3 | 17:03 | 89 M.COMRIE | 5 | Fighting (maj) |
| 7 | 2 | 13:20 | 27 G.LARAQUE | 2 | Hi-sticking | 7 | 3 | 17:03 | 89 M.COMRIE | 10 | Game misconduct |
| 8 | 2 | 18:34 | 58 K.LETANG | 2 | Slashing | TOT 7-25 | | | | | |
| 9 | 3 | 17:03 | 48 T.KENNEDY | 5 | Fighting (maj) | | | | | | |
| 10 | 3 | 18:32 | 71 E.MALKIN | 2 | Tripping | | | | | | |
| TOT 10-23 | | | | | | | | | | | |

BY PERIOD

| Per | Goals | Shots | PN | PIM | Per | Goals | Shots | PN | PIM |
|------------|----------|-----------|-----------|-----------|------------|----------|-----------|----------|-----------|
| 1 | 2 | 6 | 4 | 8 | 1 | 0 | 23 | 3 | 6 |
| 2 | 0 | 4 | 4 | 8 | 2 | 1 | 11 | 0 | 0 |
| 3 | 2 | 11 | 2 | 7 | 3 | 1 | 18 | 4 | 19 |
| TOT | 4 | 21 | 10 | 23 | TOT | 2 | 52 | 7 | 25 |

POWERPLAYS (Goals-Opp. / Power Play Time)

| 5v4 | 5v3 | 4v3 | TOT | 5v4 | 5v3 | 4v3 | TOT |
|-----------|-----------|-----|-----------|-----------|-----------|-----------|-----------|
| 1-3/07:02 | 1-1/00:09 | | 2-4/07:11 | 1-7/10:32 | 0-1/01:34 | 0-1/01:08 | 1-9/13:14 |

EVEN STRENGTH (Goals-Occurrences / Time)

| 5v5 | 4v4 | 3v3 | TOT | 5v5 | 4v4 | 3v3 | TOT |
|------------|-----------|-----|------------|------------|-----------|-----|------------|
| 2-11/38:43 | 0-2/00:52 | | 2-13/39:35 | 1-11/38:43 | 0-2/00:52 | | 1-13/39:35 |

GOALTENDER SUMMARY

| | | TOI | | | | GOALS-SHOTS AGAINST | | | |
|----------------------------|----------------------|--------------|--------------|--------------|--------------|---------------------|-------------|-------------|-------------|
| | | EV | PP | SH | TOT | 1 | 2 | 3 | TOT |
| PITTSBURGH PENGUINS | | | | | | | | | |
| 29 | G FLEURY, MARC-ANDRE | 39:29 | 07:11 | 13:14 | 59:54 | 0-23 | 1-11 | 1-18 | 2-52 |
| 35 | G CONKLIN, TY (W) | 00:06 | 00:00 | 00:00 | 00:06 | | | | |
| | EMPTY NET | | | | | | | | |
| TEAM TOTALS | | 39:35 | 07:11 | 13:14 | 60:00 | 0-23 | 1-11 | 1-18 | 2-52 |
| NEW YORK ISLANDERS | | | | | | | | | |
| 34 | G DUBIELEWICZ, WADE | 39:28 | 13:14 | 07:11 | 59:53 | 2-6 | 0-4 | 2-11 | 4-21 |
| 39 | G DIPIETRO, RICK (L) | 00:07 | 00:00 | 00:00 | 00:07 | | | | |
| | EMPTY NET | | | | | | | | |
| TEAM TOTALS | | 39:35 | 13:14 | 07:11 | 60:00 | 2-6 | 0-4 | 2-11 | 4-21 |

OFFICIALS

Referee: #13 Dan O'Halloran Linesman: #50 Scott Cherrey
#42 Dan O'Rourke #97 Jean Morin
Standby: Standby:

3 STARS Picked By: ISLANDERS RADIO NETWORK

Team Pos Player
1. PIT G 35 T.CONKLIN
2. PIT C 71 E.MALKIN
3. PIT L 36 C.JAMES

12 71 17
38 11 48
25 39 27
37 41 36
5 19
4 55
44 58

VISITOR

Game Summary

HOME



1



Game
Thursday, February 28, 2008
Attendance 17,565 at TD Banknorth
Garden
Start 7:07 EST ; End 9:32 EST
Game 0964
Final



5



PITTSBURGH PENGUINS
Game 65 Away Game 32

BOSTON BRUINS
Game 63 Home Game 31

SCORING SUMMARY

| G | Per | Time | Str | Team | Goal Scorer | Assist | Assist | PIT on Ice | BOS on Ice |
|---|-----|-------|-----|------|-------------------|---------------------|---------------------|-----------------------|------------------------|
| 1 | 1 | 9:49 | EV | BOS | 16 M.STURM(21) | 12 C.KOBASEW(14) | 13 G.METROPOLIT(17) | 2, 9, 17, 35, 58, 71 | 12, 13, 16, 30, 33, 44 |
| 2 | 1 | 12:07 | EV | BOS | 16 M.STURM(22) | 13 G.METROPOLIT(18) | 44 A.WARD(6) | 5, 9, 17, 19, 35, 71 | 12, 13, 16, 21, 30, 44 |
| 3 | 2 | 2:21 | EV | BOS | 33 Z.CHARA(15) | 6 D.WIDEMAN(20) | 91 M.SAVARD(57) | 2, 9, 17, 35, 58, 71 | 6, 17, 27, 30, 33, 91 |
| 4 | 2 | 16:01 | EV | BOS | 11 P.AXELSSON(12) | 22 S.THORNTON(2) | 91 M.SAVARD(58) | 2, 11, 29, 38, 48, 58 | 11, 21, 22, 30, 34, 91 |
| 5 | 3 | 13:03 | EV | PIT | 9 P.DUPOUIS(11) | 38 J.TAFFE(5) | 48 T.KENNEDY(6) | 2, 9, 29, 38, 48, 58 | 17, 21, 30, 34, 46, 81 |
| 6 | 3 | 17:49 | PP | BOS | 46 D.KREJCI(2) | 45 M.STUART(2) | 12 C.KOBASEW(15) | 2, 11, 12, 29, 58 | 12, 30, 44, 45, 46, 81 |

PITTSBURGH PENGUINS

BOSTON BRUINS

PENALTY SUMMARY

| # | Per | Time | Player | PIM | Penalty | # | Per | Time | Player | PIM | Penalty |
|----------|-----|-------|--------------|-----|----------------|----------|-----|-------|-------------|-----|----------------|
| 1 | 1 | 13:13 | 27 G.LARAQUE | 2 | Hooking | 1 | 1 | 16:57 | 91 M.SAVARD | 2 | Slashing |
| 2 | 2 | 12:30 | 19 R.WHITNEY | 2 | Hooking | 2 | 2 | 10:12 | 33 Z.CHARA | 2 | Hooking |
| 3 | 3 | 5:17 | 71 E.MALKIN | 2 | Hooking | 3 | 3 | 10:36 | 33 Z.CHARA | 2 | Roughing |
| 4 | 3 | 10:36 | 25 M.TALBOT | 2 | Boarding | 4 | 3 | 10:36 | 6 D.WIDEMAN | 2 | Roughing |
| 5 | 3 | 15:13 | 12 R.MALONE | 2 | Roughing | 5 | 3 | 15:13 | 44 A.WARD | 2 | Roughing |
| 6 | 3 | 17:32 | 37 J.RUUTU | 2 | Roughing | 6 | 3 | 17:32 | 17 M.LUCIC | 5 | Fighting (maj) |
| 7 | 3 | 17:32 | 37 J.RUUTU | 5 | Fighting (maj) | TOT 6-15 | | | | | |
| 8 | 3 | 18:26 | 71 E.MALKIN | 2 | Tripping | | | | | | |
| TOT 8-19 | | | | | | | | | | | |

BY PERIOD

| Per | Goals | Shots | PN | PIM | Per | Goals | Shots | PN | PIM |
|-----|-------|-------|----|-----|-----|-------|-------|----|-----|
| 1 | 0 | 10 | 1 | 2 | 1 | 2 | 12 | 1 | 2 |
| 2 | 0 | 9 | 1 | 2 | 2 | 2 | 8 | 1 | 2 |
| 3 | 1 | 9 | 6 | 15 | 3 | 1 | 11 | 4 | 11 |
| TOT | 1 | 28 | 8 | 19 | TOT | 5 | 31 | 6 | 15 |

POWERPLAYS (Goals-Opp. / Power Play Time)

| 5v4 | 5v3 | 4v3 | TOT | 5v4 | 5v3 | 4v3 | TOT |
|-----------|-----|-----|-----------|-----------|-----|-----|-----------|
| 0-3/06:00 | | | 0-3/06:00 | 1-5/07:51 | | | 1-5/07:51 |

EVEN STRENGTH (Goals-Occurrences / Time)

| 5v5 | 4v4 | 3v3 | TOT | 5v5 | 4v4 | 3v3 | TOT |
|-----------|-----------|-----|------------|-----------|-----------|-----|------------|
| 1-9/44:09 | 0-1/02:00 | | 1-10/46:09 | 4-9/44:09 | 0-1/02:00 | | 4-10/46:09 |

GOALTENDER SUMMARY

| | | TOI | | | | GOALS-SHOTS AGAINST | | | |
|---------------------|---------------------------|-------|-------|-------|-------|---------------------|-----|------|------|
| | | EV | PP | SH | TOT | 1 | 2 | 3 | TOT |
| PITTSBURGH PENGUINS | | | | | | | | | |
| 29 | G FLEURY, MARC-ANDRE | 27:40 | 04:00 | 05:51 | 37:31 | | 1-7 | 1-11 | 2-18 |
| 35 | G CONKLIN, TY (L) | 18:21 | 02:00 | 02:00 | 22:21 | 2-12 | 1-1 | | 3-13 |
| EMPTY NET | | 00:08 | 00:00 | 00:00 | 00:08 | | | | |
| TEAM TOTALS | | 46:09 | 06:00 | 07:51 | 60:00 | 2-12 | 2-8 | 1-11 | 5-31 |
| BOSTON BRUINS | | | | | | | | | |
| 29 | G AULD, ALEXANDER | | | | | | | | |
| 30 | G THOMAS, TIMOTHY JR. (W) | 48:09 | 07:51 | 08:00 | 60:00 | 0-10 | 0-9 | 1-9 | 1-28 |
| TEAM TOTALS | | 46:09 | 07:51 | 08:00 | 60:00 | 0-10 | 0-9 | 1-9 | 1-28 |

OFFICIALS

Referee: #15 Stephane Auger
#34 Brad Meier
Standby:

Linesman: #59 Steve Barton
#84 Tony Sericolo
Standby:

3 STARS Picked By: WBZ RADIO 1030

| | Team | Pos | Player |
|----|------|-----|-------------|
| 1. | BOS | L | 16 M.STURM |
| 2. | BOS | C | 91 M.SAVARD |
| 3. | BOS | G | 30 T.THOMAS |

12 11 18 5 19
9 71 17 44 55
38 25 48 2 58
37 39 27

VISITOR

Event Summary

HOME



1



Game
Thursday, February 28, 2008
Attendance 17,565 at TD Banknorth
Garden
Start 7:07 EST ; End 9:32 EST
Game 0964
Final



5



PITTSBURGH PENGUINS
Game 65 Away Game 32

BOSTON BRUINS
Game 63 Home Game 31

SHOTS SUMMARY (Goals-Shots On Goal)

| PITTSBURGH PENGUINS | | | | | | | | | | BOSTON BRUINS | | | | | | | | | |
|---------------------|-----|-----|-----|------|-----|------|-----|-----|--|---------------|--|--|--|--|--|--|--|--|--|
| EV | PP | SH | | TOT | | EV | PP | SH | | TOT | | | | | | | | | |
| 1-22 | 0-5 | 0-1 | | 1-28 | | 4-26 | 1-5 | 0-1 | | 5-31 | | | | | | | | | |
| 5v5 | 5v4 | 5v3 | 4v5 | 4v4 | 4v3 | 3v5 | 3v4 | 3v3 | | | | | | | | | | | |
| 1-21 | 0-5 | 0-1 | | 0-1 | | 4-25 | 1-5 | 0-1 | | | | | | | | | | | |

FACE-OFF SUMMARY (Face-offs Won-Face-offs Total / Percentage)

| PITTSBURGH PENGUINS | | | | BOSTON BRUINS | | | |
|---------------------|---------|----------|-----------|---------------|----------|---------|-----------|
| EV | PP | SH | TOT | EV | PP | SH | TOT |
| 16-41/39% | 1-7/14% | 5-12/42% | 22-60/37% | 25-41/61% | 7-12/58% | 6-7/86% | 38-60/63% |

TEAM SUMMARY

| PITTSBURGH PENGUINS | G | A | P | +/- | PN | PIM | TOI | | | | | | S | A/B | MS | HT | GV | TK | BS | FW | FL | F% | |
|--------------------------|----------|----------|----------|------------|----------|-----------|-------|-----|-------|-------|-------|-------|---|-----------|-----------|-----------|-----------|----------|----------|-----------|-----------|-----------|-----------|
| | | | | | | | TOT | SHF | AVG | PP | SH | EV | | | | | | | | | | | |
| 2 D GILL, HAL | | | | -2 | | | 15:40 | 22 | 00:42 | 00:10 | 02:29 | 13:01 | 1 | | | | | | 1 | | | | |
| 5 D SYDOR, DARRYL | | | | -1 | | | 19:03 | 25 | 00:45 | 01:39 | 01:41 | 15:43 | | | | | | | | | | | |
| 9 L DUPUIS, PASCAL | 1 | 1 | | -2 | | | 16:43 | 29 | 00:34 | 00:34 | 03:20 | 12:49 | 2 | | | 2 | | 1 | 1 | | | | |
| 11 C STAAL, JORDAN | | | | -1 | | | 19:31 | 26 | 00:45 | 00:42 | 03:01 | 15:48 | 1 | 1 | 2 | 1 | | 1 | 1 | 7 | 12 | 37 | |
| 12 L MALONE, RYAN | | | | | 1 | 2 | 22:44 | 28 | 00:48 | 04:14 | 03:41 | 14:49 | | | | 1 | 1 | 1 | | | | | |
| 17 R SYKORA, PETR | | | | -3 | | | 18:04 | 26 | 00:41 | 04:14 | 00:18 | 13:32 | 4 | 1 | 2 | | | | | | | | |
| 18 R HOSSA, MARIAN | | | | | | | 10:13 | 14 | 00:43 | 01:00 | 00:26 | 08:47 | 1 | 1 | 1 | | | | | | | | |
| 19 D WHITNEY, RYAN | | | | -1 | 1 | 2 | 21:43 | 26 | 00:50 | 04:11 | 01:56 | 15:36 | 1 | | 1 | | | | | | | | |
| 25 C TALBOT, MAXIME | | | | | 1 | 2 | 16:07 | 26 | 00:37 | 00:00 | 03:20 | 12:47 | | 1 | | 1 | 1 | 2 | | 8 | 9 | 47 | |
| 27 R LARAQUE, GEORGES | | | | | 1 | 2 | 07:05 | 11 | 00:38 | 00:00 | 00:00 | 07:05 | 1 | | 1 | | | | | | | | |
| 37 L RUUTU, JARKKO | | | | | 2 | 7 | 04:07 | 9 | 00:27 | 00:00 | 00:24 | 03:43 | | | | | | | | | | | |
| 38 L TAFFE, JEFF | | 1 | 1 | | | | 14:10 | 20 | 00:42 | 01:04 | 00:00 | 13:06 | 4 | | 1 | 2 | | 1 | | 0 | 2 | 0 | |
| 39 L MINARD, CHRISTOPHER | | | | | | | 03:57 | 7 | 00:33 | 00:00 | 00:00 | 03:57 | 1 | | | | | | | | | | |
| 44 D ORPIK, BROOKS | | | | | | | 20:05 | 27 | 00:44 | 00:00 | 03:41 | 16:24 | 1 | 1 | | 4 | 1 | | 3 | | | | |
| 48 C KENNEDY, TYLER | | 1 | 1 | | | | 15:06 | 22 | 00:41 | 00:39 | 00:00 | 14:27 | 2 | | | | | | | 0 | 1 | 0 | |
| 55 D GONCHAR, SERGEI | | | | | | | 27:39 | 30 | 00:55 | 05:15 | 04:15 | 18:09 | 3 | 1 | 2 | | 1 | 1 | 1 | | | | |
| 58 D LETANG, KRISTOPHER | | | | -2 | | | 16:21 | 24 | 00:40 | 00:45 | 01:40 | 13:56 | 1 | 2 | | | 1 | | 1 | | | | |
| 71 C MALKIN, EVGENI | | | | -3 | 2 | 4 | 21:52 | 27 | 00:48 | 05:26 | 01:12 | 15:14 | 5 | 2 | 1 | | | | 1 | 7 | 14 | 33 | |
| 29 G FLEURY, MARC-ANDRE | | | | | | | | | | | | | | | | | | | | | | | |
| 35 G CONKLIN, TY | | | | | | | | | | | | | | | | | | | | | | | |
| TEAM TOTALS | 1 | 2 | 3 | -15 | 8 | 19 | | | | | | | | 28 | 10 | 11 | 12 | 5 | 6 | 10 | 22 | 38 | 37 |

| BOSTON BRUINS | G | A | P | +/- | PN | PIM | TOI | | | | | | S | A/B | MS | HT | GV | TK | BS | FW | FL | F% | |
|--------------------------|----------|-----------|-----------|------------|----------|-----------|-------|-----|-------|-------|-------|-------|---|-----------|-----------|----------|-----------|----------|----------|-----------|-----------|-----------|-----------|
| | | | | | | | TOT | SHF | AVG | PP | SH | EV | | | | | | | | | | | |
| 6 D WIDEMAN, DENNIS | | 1 | 1 | +1 | 1 | 2 | 26:01 | 29 | 00:53 | 05:45 | 01:46 | 18:30 | 3 | 2 | 1 | | | | 1 | | | | |
| 11 L AXELSSON, PER JOHAN | 1 | | 1 | +1 | | | 16:54 | 23 | 00:44 | 00:00 | 01:45 | 15:09 | 2 | | | | 1 | 1 | 1 | 0 | 100 | | |
| 12 R KOBASEW, CHUCK | | 2 | 2 | +2 | | | 14:31 | 25 | 00:34 | 00:17 | 03:23 | 10:51 | 2 | | | | | 1 | 1 | 2 | 2 | 50 | |
| 13 C METROPOLIT, GLEN | | 2 | 2 | +2 | | | 14:22 | 24 | 00:35 | 00:16 | 02:03 | 12:03 | 1 | 1 | | 1 | | 1 | 9 | 3 | 75 | | |
| 16 L STURM, MARCO | 2 | | 2 | +2 | | | 17:18 | 27 | 00:38 | 03:57 | 03:18 | 10:03 | 7 | | 2 | 1 | | 1 | | | | | |
| 17 L LUCIC, MILAN | | | | | 1 | 5 | 12:16 | 14 | 00:52 | 02:25 | 00:00 | 09:51 | 1 | 1 | | 5 | | 1 | | | | | |
| 21 D FERENCE, ANDREW | | | | +1 | | | 20:36 | 27 | 00:45 | 02:00 | 03:43 | 14:53 | 1 | 2 | | 1 | | | 1 | | | | |
| 22 L THORNTON, SHAWN | | 1 | 1 | +1 | | | 11:15 | 13 | 00:51 | 01:34 | 00:00 | 09:41 | 2 | | | 1 | | | | 0 | 1 | 0 | |
| 27 R MURRAY, GLEN | | | | +1 | | | 18:13 | 21 | 00:52 | 03:35 | 00:00 | 14:38 | 1 | | 1 | 1 | | | 1 | | | | |
| 33 D CHARA, ZDENO | 1 | | 1 | +2 | 2 | 4 | 25:05 | 30 | 00:50 | 05:34 | 00:57 | 18:34 | 4 | 1 | | 2 | 1 | | 2 | | | | |
| 34 D HINDY, SHANE | | | | | | | 14:43 | 19 | 00:46 | 00:00 | 01:04 | 13:39 | 2 | | 1 | 1 | | 1 | | | | | |
| 44 D WARD, AARON | | 1 | 1 | +2 | 1 | 2 | 19:23 | 26 | 00:44 | 02:06 | 03:10 | 14:07 | | 1 | | 1 | | | 2 | | | | |
| 45 D STUART, MARK | | 1 | 1 | | | | 14:46 | 22 | 00:40 | 00:17 | 01:20 | 13:09 | | | | 1 | | | 1 | | | | |
| 46 C KREJCI, DAVID | 1 | | 1 | -1 | | | 11:14 | 15 | 00:44 | 02:16 | 00:00 | 08:58 | 1 | | | 1 | | | | 7 | 4 | 64 | |
| 53 L REICH, JEREMY | | | | | | | 11:05 | 14 | 00:47 | 01:12 | 00:34 | 09:19 | 1 | | 2 | 4 | | | | 1 | 1 | 50 | |
| 60 C SOBOTKA, VLADIMIR | | | | | | | 10:43 | 13 | 00:49 | 01:34 | 00:00 | 09:09 | 1 | | | | | | 2 | 6 | 3 | 67 | |
| 81 C KESSEL, PHIL | | | | -1 | | | 12:33 | 15 | 00:50 | 02:42 | 00:00 | 09:51 | 2 | 1 | 2 | | 1 | | | | | | |
| 91 C SAVARD, MARC | | 2 | 2 | +2 | 1 | 2 | 21:02 | 22 | 00:57 | 03:45 | 00:57 | 16:20 | | 1 | | 2 | | | | 12 | 8 | 60 | |
| 29 G GAULD, ALEXANDER | | | | | | | | | | | | | | | | | | | | | | | |
| 30 G THOMAS, TIMOTHY JR. | | | | | | | | | | | | | | | | | | | | | | | |
| TEAM TOTALS | 5 | 10 | 15 | +15 | 6 | 15 | | | | | | | | 31 | 10 | 9 | 21 | 3 | 6 | 10 | 38 | 22 | 63 |

G=Goals A=Assists P=Points +/-=Plus/Minus PN=Number of Penalties PIM=Penalty Minutes TOI=Time On Ice SHF=# of Shifts AVG=Average Time/Shift S=Shots on Goal A/B=Attempts Blocked MS=Missed Shots HT=Hits Given GV=Giveaways TK=Takeaways BS=Blocked Shots FW=Faceoffs Won FL=Faceoffs Lost F%=Faceoff Win Percentage PP=Power Play SH=Short Handed EV=Even Strength OT=Overtime TOT=Total

VISITOR

Sommaire du Match
Game Summary

HOME



4



5



PITTSBURGH PENGUINS
Match/Game 66 Étr./Away 33

Game
Saturday, March 1, 2008
Ass./Att. 20,153 @ Scotiabank Place
Début/Start 3:10 EST; Fin/End 5:40 EST
Match/Game 0980
Final

OTTAWA SENATORS
Match/Game 66 Dom./Home 35

SOMMAIRE / SCORING SUMMARY

| B/G | Per | Temps | Sit | Club | But/Goal | Scorer | Aide/Assist | Aide/Assist | PIT on Ice | OTT on Ice |
|-----|-----|-------|-----|------|----------|------------------|---------------------|-------------------|------------------------|------------------------|
| 1 | 1 | 8:43 | EV | PIT | 12 | R.MALONE(21) | 71 E.MALKIN(49) | 17 P.SYKORA(29) | 12, 17, 35, 44, 55, 71 | 4, 12, 24, 27, 28, 29 |
| 2 | 1 | 15:11 | EV | OTT | 20 | A.VERMETTE(15) | 6 W.REDDEN(30) | 61 C.STILLMAN(31) | 2, 12, 17, 35, 58, 71 | 6, 20, 22, 24, 29, 61 |
| 3 | 1 | 16:12 | EV | OTT | 11 | D.ALFREDSSON(36) | 24 A.VOLCHENKOV(11) | | 12, 17, 35, 44, 55, 71 | 6, 11, 15, 19, 24, 29 |
| 4 | 1 | 19:48 | PP | PIT | 17 | P.SYKORA(21) | 55 S.GONCHAR(42) | 11 J.STAAL(14) | 11, 17, 35, 48, 55, 58 | 5, 12, 22, 29, 44 |
| 5 | 2 | 1:30 | SH | OTT | 11 | D.ALFREDSSON(37) | unassisted | | 11, 17, 35, 48, 55, 58 | 5, 11, 22, 29, 44 |
| 6 | 2 | 2:35 | EV | PIT | 12 | R.MALONE(22) | 67 A.GOLIGOSKI(1) | 71 E.MALKIN(50) | 5, 12, 17, 35, 67, 71 | 4, 12, 24, 28, 29, 61 |
| 7 | 2 | 14:40 | PP | OTT | 28 | M.LAPOINTE(4) | 6 W.REDDEN(31) | | 2, 5, 9, 25, 35 | 5, 6, 12, 27, 28, 29 |
| 8 | 2 | 16:12 | PP | OTT | 15 | D.HEATLEY(31) | 11 D.ALFREDSSON(41) | 61 C.STILLMAN(32) | 5, 9, 25, 35, 67 | 11, 14, 15, 19, 29, 61 |
| 9 | 3 | 14:06 | EV | PIT | 71 | E.MALKIN(37) | unassisted | | 12, 17, 35, 55, 58, 71 | 4, 11, 15, 19, 24, 29 |

PITTSBURGH PENGUINS

OTTAWA SENATORS

PÉNALITÉS / PENALTY SUMMARY

| # Per | Temps | Joueur/Player | MIN PIM | Punition/Penalty | # Per | Temps | Joueur/Player | MIN PIM | Punition/Penalty |
|----------|-------|---------------|---------|------------------|----------|-------|---------------|--------------|------------------|
| 1 | 1 | 0:27 | 55 | S.GONCHAR | 2 | 18:38 | 20 | A.VERMETTE | 5 Fighting (maj) |
| 2 | 1 | 10:44 | 2 | H.GILL | 2 | 18:56 | 24 | A.VOLCHENKOV | 2 Roughing |
| 3 | 1 | 18:38 | 25 | M.TALBOT | 5 | 18:56 | 4 | C.PHILLIPS | 2 Cross checking |
| 4 | 1 | 18:56 | 71 | E.MALKIN | 2 | 19:03 | 28 | M.LAPOINTE | 2 Roughing |
| 5 | 1 | 18:56 | 12 | R.MALONE | 2 | 0:27 | 28 | M.LAPOINTE | 2 Hooking |
| 6 | 2 | 13:40 | 55 | S.GONCHAR | 4 | 4:50 | 28 | M.LAPOINTE | 2 Hi-sticking |
| 7 | 3 | 9:37 | 2 | H.GILL | 2 | 7:03 | 19 | J.SPEZZA | 2 Hooking |
| TOT 7-19 | | | | | TOT 8-19 | | | | |

BY PERIOD

| Per | Buts/Goals | Lanc./Shots | Pun/PN | MIN/PIM | Per | Buts/Goals | Lanc./Shots | Pun/PN | MIN/PIM |
|-----|------------|-------------|--------|---------|-----|------------|-------------|--------|---------|
| 1 | 2 | 8 | 5 | 13 | 1 | 2 | 13 | 4 | 11 |
| 2 | 1 | 9 | 1 | 4 | 2 | 3 | 11 | 4 | 8 |
| 3 | 1 | 12 | 1 | 2 | 3 | 0 | 6 | 0 | 0 |
| TOT | 4 | 29 | 7 | 19 | TOT | 5 | 30 | 8 | 19 |

AVANTAGE NUMÉRIQUE (Buts-Opp./Temps) / POWER PLAYS (Goals-Opp. / Power Play Time)

| 5v4 | 5v3 | 4v3 | TOT | 5v4 | 5v3 | 4v3 | TOT |
|-----------|-----|-----|-----------|-----------|-----|-----|-----------|
| 1-5/08:45 | | | 1-5/08:45 | 2-5/08:32 | | | 2-5/08:32 |

FORCES ÉGALES (Buts-Occ./Temps) / EVEN STRENGTH (Goals-Occurences / Time)

| 5v5 | 4v4 | 3v3 | TOT | 5v5 | 4v4 | 3v3 | TOT |
|------------|-----|-----|------------|------------|-----|-----|------------|
| 3-10/42:43 | | | 3-10/42:43 | 2-10/42:43 | | | 2-10/42:43 |

GARDIENS / GOALTENDER SUMMARY

| PITTSBURGH PENGUINS | | TOI | | | | BUTS-LANCERS GOALS-SHOTS AGAINST | | | |
|---------------------|----------------------|-------|-------|-------|-------|----------------------------------|------|-----|------|
| | | FÉ/ÉV | AN/PP | DN/SH | TOT | 1 | 2 | 3 | TOT |
| 29 | G FLEURY, MARC-ANDRE | | | | | | | | |
| 35 | G CONKLIN, TY (L) | 41:42 | 08:45 | 08:32 | 58:59 | 2-13 | 3-11 | 0-6 | 5-30 |
| EMPTY NET | | 01:01 | 00:00 | 00:00 | 01:01 | | | | |
| TEAM TOTALS | | 42:43 | 08:45 | 08:32 | 60:00 | 2-13 | 3-11 | 0-6 | 5-30 |

| OTTAWA SENATORS | | TOI | | | | BUTS-LANCERS GOALS-SHOTS AGAINST | | | |
|-----------------|----------------------|-------|-------|-------|-------|----------------------------------|-----|------|------|
| | | FÉ/ÉV | AN/PP | DN/SH | TOT | 1 | 2 | 3 | TOT |
| 1 | G JEMERY, RAY | | | | | | | | |
| 29 | G GERBER, MARTIN (W) | 42:41 | 08:32 | 08:45 | 59:58 | 2-8 | 1-9 | 1-12 | 4-29 |
| EMPTY NET | | 00:02 | 00:00 | 00:00 | 00:02 | | | | |
| TEAM TOTALS | | 42:43 | 08:32 | 08:45 | 60:00 | 2-8 | 1-9 | 1-12 | 4-29 |

OFFICIELS / OFFICIALS

Arbitre/Referee
#15 Stephane Auger
#8 Dave Jackson
Standby

JL/Linesman
#76 Michel Cormier
#93 Brian Murphy
Standby

3 ÉTOILES / 3 STARS Par/By: TEAM 1200

- OTT R 11 D.ALFREDSSON
- PIT C 71 E.MALKIN
- OTT C 20 A.VERMETTE

© Copyright 2007, National Hockey League 2008-03-01-17.53.25

12 71 17 44 55
38 11 48 2 58
9 25 36 5 67
37 39 27

VISITOR

Sommaire du Match
Event Summary

HOME



4



5

PITTSBURGH PENGUINS
Match/Game 66 Étr./Away 33

Game
Saturday, March 1, 2008
Ass./Att. 20,153 @ Scotiabank Place
Début/Start 3:10 EST; Fin/End 5:40 EST
Match/Game 0980
Final

OTTAWA SENATORS
Match/Game 66 Dom./Home 35

LANCERS (Buts-Lancers) / SHOTS SUMMARY (Goals-Shots On Goal)

| PITTSBURGH PENGUINS | | | | | | | OTTAWA SENATORS | | | | | | |
|---------------------|-------|-----|-------|-----|------|-----|-----------------|-------|-----|-------|-----|------|-----|
| FÉ/ÉV | AN/PP | | DN/SH | | TOT | | FÉ/ÉV | AN/PP | | DN/SH | | TOT | |
| 3-21 | 1-6 | | 0-2 | | 4-29 | | 2-21 | 2-6 | | 1-3 | | 5-30 | |
| 5v5 | 5v4 | 5v3 | 4v5 | 4v4 | 4v3 | 3v5 | 5v5 | 5v4 | 5v3 | 4v5 | 4v4 | 4v3 | 3v5 |
| 3-21 | 1-6 | | 0-2 | | | | 2-21 | 2-6 | | 1-3 | | | |

MISES EN JEU (Gagnées-Tot%) / FACE-OFF SUMMARY (Face-offs Won-Face-offs Total / Percentage)

| FÉ/ÉV | AN/PP | | DN/SH | | TOT | | FÉ/ÉV | AN/PP | | DN/SH | | TOT | |
|-----------|----------|--|----------|--|-----------|--|-----------|----------|--|----------|--|-----------|--|
| 15-40/38% | 5-10/50% | | 6-12/50% | | 26-62/42% | | 25-40/63% | 6-12/50% | | 5-10/50% | | 36-62/58% | |

ÉQUIPE / TEAM SUMMARY

| PITTSBURGH PENGUINS | B/G | A | P | +/- | PUN/PN | MIN/PIM | TEMPS/TOI | | | | | LANC. S | TENT/BL A/B | LR MS | MÉ HT | R GV | PP TK | LB BS | MG FW | MO FL | M% F% | | | | | | | | | | | | | | | | | | | | | | | |
|---------------------|-----|---------------------|---|-----|--------|---------|-----------|--------|---------|-------|-------|---------|-------------|-------|-------|-------|-------|-------|-------|-------|-------|-------|----|----|----|----|----|--|--|--|--|--|--|----|----|---|----|---|----|----|----|----|----|--|
| | | | | | | | TOT | PR SHF | MOY AVG | AN/PP | DN/SH | | | | | | | | | | | FÉ/ÉV | | | | | | | | | | | | | | | | | | | | | | |
| 2 | D | GILL, HAL | | | -1 | 2 | 4 | 16:58 | 24 | 00:42 | 00:00 | 02:47 | 14:11 | 1 | | | 2 | 3 | 1 | | | | | | | | | | | | | | | | | | | | | | | | | |
| 5 | D | SYDOR, DARRYL | | | +1 | | | 16:20 | 22 | 00:44 | 02:09 | 03:44 | 10:27 | 1 | 1 | 1 | | | 1 | | | | | | | | | | | | | | | | | | | | | | | | | |
| 9 | L | DUPUIS, PASCAL | | | | | | 17:13 | 25 | 00:41 | 02:16 | 02:41 | 12:16 | 1 | | 1 | 1 | | 1 | | | | | | | | | | | | | | | | | | | | | | | | | |
| 11 | C | STAAL, JORDAN | | | 1 | 1 | -1 | 21:03 | 27 | 00:46 | 02:37 | 04:38 | 13:48 | 4 | | | | | 1 | 1 | 12 | 15 | 44 | | | | | | | | | | | | | | | | | | | | | |
| 12 | L | MALONE, RYAN | | | 2 | 2 | +1 | 1 | 2 | 22:13 | 26 | 00:51 | 04:29 | 04:22 | 13:22 | 4 | 1 | 1 | 2 | 2 | 1 | 0 | 1 | 0 | | | | | | | | | | | | | | | | | | | | |
| 17 | R | SYKORA, PETR | | | 1 | 1 | 2 | 21:34 | 24 | 00:53 | 06:20 | 00:00 | 15:14 | 3 | | | | | 2 | | | | | | | | | | | | | | | | | | | | | | | | | |
| 25 | C | TALBOT, MAXIME | | | | 1 | 5 | 15:51 | 23 | 00:41 | 00:00 | 02:35 | 13:16 | 1 | | | 3 | | | 2 | 6 | 9 | 40 | | | | | | | | | | | | | | | | | | | | | |
| 27 | R | LARAQUE, GEORGES | | | | | | 06:25 | 10 | 00:38 | 00:00 | 00:00 | 06:25 | | 1 | | | | | | | | | | | | | | | | | | | | | | | | | | | | | |
| 36 | L | JAMES, CONNOR | | | | | | 09:02 | 14 | 00:38 | 00:00 | 00:00 | 09:02 | 1 | | | 1 | | | | | | | | | | | | | | | | | | | | | | | | | | | |
| 37 | L | RUUTU, JARKKO | | | | | | 07:40 | 11 | 00:41 | 00:00 | 00:43 | 06:57 | 1 | | | 1 | | | 1 | | | | | | | | | | | | | | | | | | | | | | | | |
| 38 | L | TAFFE, JEFF | | | | | | 11:22 | 17 | 00:40 | 01:19 | 00:00 | 10:03 | 1 | 1 | | | | | | | | | | | | | | | | | | | | | | | | | | | | | |
| 39 | L | MINARD, CHRISTOPHER | | | | | | 00:52 | 3 | 00:17 | 00:00 | 00:00 | 00:52 | 1 | | | | | | | | | | | | | | | | | | | | | | | | | | | | | | |
| 44 | D | ORPIK, BROOKS | | | | | | 18:08 | 22 | 00:49 | 00:00 | 03:41 | 14:27 | | | | 4 | | | 3 | | | | | | | | | | | | | | | | | | | | | | | | |
| 48 | C | KENNEDY, TYLER | | | -1 | | | 15:59 | 19 | 00:50 | 04:16 | 00:00 | 11:43 | 4 | 1 | 2 | 1 | | | 1 | | | | | | | | | | | | | | | | | | | | | | | | |
| 55 | D | GONCHAR, SERGEI | | | 1 | 1 | 2 | 27:02 | 25 | 01:04 | 06:36 | 02:11 | 18:15 | 1 | 3 | 1 | 1 | | 1 | 2 | | | | | | | | | | | | | | | | | | | | | | | | |
| 58 | D | LETANG, CHRISTOPHER | | | -1 | | | 25:18 | 28 | 00:54 | 03:57 | 04:14 | 17:07 | 1 | | 3 | 2 | | | | | | | | | | | | | | | | | | | | | | | | | | | |
| 67 | D | GOLIGOSKI, ALEX | | | 1 | 1 | +1 | 17:00 | 20 | 00:51 | 04:48 | 00:27 | 11:45 | 2 | 1 | 1 | | | 1 | | | | | | | | | | | | | | | | | | | | | | | | | |
| 71 | C | MALKIN, EVGENI | | | 1 | 2 | 3 | +1 | 1 | 2 | 22:29 | 26 | 00:51 | 04:58 | 02:05 | 15:26 | 3 | 1 | 1 | 2 | 4 | 1 | 8 | 11 | 42 | | | | | | | | | | | | | | | | | | | |
| 29 | G | FLEURY, MARC-ANDRE | | | | | | | | | | | | | | | | | | | | | | | | | | | | | | | | | | | | | | | | | | |
| 35 | G | CONKLIN, TY | | | | | | | | | | | | | | | | | | | | | | | | | | | | | | | | | | | | | | | | | | |
| TEAM TOTALS | | | | | | | | | | | | | | | | | | | | | | 4 | 6 | 10 | 0 | -7 | 19 | | | | | | | 29 | 11 | 6 | 22 | 8 | 10 | 15 | 26 | 36 | 42 | |

| OTTAWA SENATORS | B/G | A | P | +/- | PUN/PN | MIN/PIM | TEMPS/TOI | | | | | LANC. S | TENT/BL A/B | LR MS | MÉ HT | R GV | PP TK | LB BS | MG FW | MO FL | M% F% | | | | | | | | | | | | | | | | | | | | | | | |
|-----------------|-----|---------------------|---|-----|--------|---------|-----------|--------|---------|-------|-------|---------|-------------|-------|-------|------|-------|-------|-------|-------|-------|-------|-----|----|----|---|----|--|--|--|--|--|--|----|----|----|----|----|----|----|----|----|----|--|
| | | | | | | | TOT | PR SHF | MOY AVG | AN/PP | DN/SH | | | | | | | | | | | FÉ/ÉV | | | | | | | | | | | | | | | | | | | | | | |
| 2 | D | RICHARDSON, LUKE | | | | | | 12:32 | 18 | 00:41 | 00:00 | 00:00 | 12:32 | | | | 1 | | | | | | | | | | | | | | | | | | | | | | | | | | | |
| 4 | D | PHILLIPS, CHRIS | | | -3 | 1 | 2 | 19:51 | 25 | 00:47 | 00:00 | 03:48 | 16:03 | 1 | 2 | 1 | 2 | | 2 | | | | | | | | | | | | | | | | | | | | | | | | | |
| 5 | D | SCHUBERT, CHRISTOPH | | | +1 | | | 15:07 | 18 | 00:50 | 03:19 | 05:00 | 06:48 | 2 | 2 | 4 | | | 1 | 1 | 0 | 100 | | | | | | | | | | | | | | | | | | | | | | |
| 6 | D | DREDDEN, WADE | | | 2 | 2 | +2 | 18:27 | 23 | 00:48 | 04:04 | 00:00 | 14:23 | | 3 | 1 | 2 | 1 | 1 | 1 | | | | | | | | | | | | | | | | | | | | | | | | |
| 10 | R | DONOVAN, SHEAN | | | | | | 07:20 | 11 | 00:40 | 00:13 | 00:00 | 07:07 | 1 | | | | | | | | | | | | | | | | | | | | | | | | | | | | | | |
| 11 | R | ALFREDSSON, DANIEL | | | 2 | 1 | 3 | +1 | 23:37 | 25 | 00:56 | 05:22 | 01:13 | 17:02 | 3 | 4 | 4 | 2 | | 1 | 0 | 1 | 0 | | | | | | | | | | | | | | | | | | | | | |
| 12 | C | FISHER, MIKE | | | -2 | | | 19:38 | 22 | 00:53 | 03:43 | 04:40 | 11:15 | 4 | | 1 | 9 | | | 11 | 9 | 55 | | | | | | | | | | | | | | | | | | | | | | |
| 14 | D | MESZAROS, ANDREJ | | | | | | 20:09 | 24 | 00:50 | 05:13 | 00:19 | 14:37 | 1 | | 1 | 1 | | | | | | | | | | | | | | | | | | | | | | | | | | | |
| 15 | L | HEATLEY, DANY | | | 1 | 1 | | 22:03 | 24 | 00:55 | 04:49 | 00:47 | 16:27 | 2 | | 2 | 2 | 1 | | 1 | | | | | | | | | | | | | | | | | | | | | | | | |
| 19 | C | SPEZZA, JASON | | | | 1 | 2 | 20:00 | 24 | 00:50 | 04:49 | 00:00 | 15:11 | 1 | | | 3 | | | 12 | 9 | 57 | | | | | | | | | | | | | | | | | | | | | | |
| 20 | C | VERMETTE, ANTOINE | | | 1 | 1 | +1 | 1 | 5 | 14:08 | 19 | 00:44 | 00:00 | 03:19 | 10:49 | 2 | | 1 | 3 | 1 | 1 | 7 | 4 | 64 | | | | | | | | | | | | | | | | | | | | |
| 22 | C | KELLY, CHRIS | | | +2 | | | 15:08 | 24 | 00:37 | 00:00 | 04:20 | 10:48 | 3 | 1 | | 2 | | 2 | 1 | 1 | 0 | 100 | | | | | | | | | | | | | | | | | | | | | |
| 24 | D | VOLCHENKOV, ANTON | | | 1 | 1 | -1 | 1 | 2 | 20:33 | 25 | 00:49 | 00:00 | 04:13 | 16:20 | | | 1 | 3 | | 2 | 3 | | | | | | | | | | | | | | | | | | | | | | |
| 27 | C | ROBITAILLE, RANDY | | | -1 | | | 13:09 | 18 | 00:43 | 03:43 | 00:00 | 09:26 | 1 | 1 | | | | | 1 | 0 | 100 | | | | | | | | | | | | | | | | | | | | | | |
| 28 | R | LAPORTE, MARTIN | | | 1 | 1 | -2 | 3 | 6 | 10:29 | 16 | 00:39 | 03:10 | 00:00 | 07:19 | 3 | | 3 | 1 | | | | | | | | | | | | | | | | | | | | | | | | | |
| 37 | L | MCCAMMOND, DEAN | | | | 1 | 2 | 09:26 | 15 | 00:37 | 00:00 | 01:42 | 07:44 | | | | 1 | | | 3 | 3 | 50 | | | | | | | | | | | | | | | | | | | | | | |
| 44 | D | COMMODORE, MIKE | | | +1 | | | 14:44 | 20 | 00:44 | 00:00 | 04:10 | 10:34 | 2 | 2 | 2 | 1 | 2 | 1 | | | | | | | | | | | | | | | | | | | | | | | | | |
| 61 | L | STILLMAN, CORY | | | 2 | 2 | | 14:56 | 21 | 00:42 | 04:15 | 01:29 | 09:12 | 4 | | | 1 | | 2 | | | | | | | | | | | | | | | | | | | | | | | | | |
| 1 | G | EMERY, RAY | | | | | | | | | | | | | | | | | | | | | | | | | | | | | | | | | | | | | | | | | | |
| 29 | G | GERBER, MARTIN | | | | | | | | | | | | | | | | | | | | | | | | | | | | | | | | | | | | | | | | | | |
| TEAM TOTALS | | | | | | | | | | | | | | | | | | | | | | 5 | 6 | 11 | -1 | 8 | 19 | | | | | | | 30 | 15 | 11 | 37 | 11 | 10 | 11 | 36 | 26 | 58 | |

G=Goals A=Assists P=Points +/-Plus/Minus PN=Number of Penalties PIM=Penalty Minutes TOI=Time On Ice SHF=# of Shifts AVG=Average Time/Shift S=Shots on Goal A/B=Attempts Blocked MS=Missed Shots HT=Hits Given GV=Giveaways TK=Takeaways BS=Blocked Shots FW=Faceoffs Won FL=Faceoffs Lost F%=Faceoff Win Percentage PP=Power Play SH=Short Handed EV=Even Strength OT=Overtime TOT=Total

Shootout Summary

VISITOR

HOME

Shootout Summary



ATLANTA THRASHERS
Game 67 Away Game 34

Game
Sunday, March 2, 2008
Attendance 17,132 at Mellon Arena
Start 3:07 EST ; End 5:40 EST
Game 0991
Final



PITTSBURGH PENGUINS
Game 67 Home Game 34

Shootout Summary

| Team | G | S | M | P |
|------|---|---|---|---|
| ATL | 0 | 1 | 2 | 0 |
| PIT | 1 | 1 | 2 | 0 |

Determining Goal: 58 K.LETANG (Attempt #2/#3 - Team/Overall)

Shootout Order / Result

| # | Team | Pos | Shooter | Goaltender | Result | Shot Type | Score(V-H) |
|---|------|-----|-----------------|---------------|------------------|-----------|------------|
| 1 | PIT | R | 17 P.SYKORA | 32 K.LEHTONEN | M Goalpost | Backhand | 0-0 |
| 2 | ATL | C | 9 E.CHRISTENSEN | 29 M.FLEURY | M Wide of Net | Wrist | 0-0 |
| 3 | PIT | D | 58 K.LETANG | 32 K.LEHTONEN | G | Backhand | 0-1 |
| 4 | ATL | C | 11 E.PERRIN | 29 M.FLEURY | M Wide of Net | Backhand | 0-1 |
| 5 | PIT | L | 37 J.RUUTU | 32 K.LEHTONEN | M Wide of Net | Backhand | 0-1 |
| 6 | ATL | L | 17 I.KOVALCHUK | 29 M.FLEURY | S | Wrist | 0-1 |

Result Key: G=Goal, M=Missed Shot, S=Shot, P=Penalty,

© Copyright 2007, National Hockey League 2008-03-02-17.46.46



THE UNIVERSITY OF CHICAGO
LIBRARY



1950

1950

THE UNIVERSITY OF CHICAGO

LIBRARY

THE UNIVERSITY OF CHICAGO

LIBRARY

THE UNIVERSITY OF CHICAGO

LIBRARY

THE UNIVERSITY OF CHICAGO

LIBRARY

1950

1950

1950

1950

VISITOR

HOME

Game Summary



2



Game
Sunday, March 2, 2008
Attendance 17,132 at Mellon Arena
Start 3:07 EST ; End 5:40 EST
Game 0991
Final



3



ATLANTA THRASHERS
Game 67 Away Game 34

PITTSBURGH PENGUINS
Game 67 Home Game 34

SCORING SUMMARY

| G | Per | Time | Str | Team | Goal | Scorer | Assist | Assist | ATL on ice | PIT on ice |
|---|-----|-------|-----|------|------|--------------|--------------------|--------------------|-----------------------|------------------------|
| 1 | 1 | 0:50 | EV | PIT | 12 | R.MALONE(23) | 55 S.GONCHAR(43) | 71 E.MALKIN(51) | 8, 9, 19, 28, 32, 39 | 12, 17, 29, 44, 55, 71 |
| 2 | 1 | 2:09 | EV | PIT | 25 | M.TALBOT(9) | 37 J.RUUTU(8) | 67 A.GOLIGOSKI(2) | 2, 5, 13, 16, 27, 32 | 5, 25, 27, 29, 37, 67 |
| 3 | 1 | 14:25 | EV | ATL | 23 | J.SLATER(4) | 36 E.BOULTON(5) | 3 J.KWIATKOWSKI(2) | 3, 23, 29, 32, 36, 77 | 2, 25, 29, 36, 38, 58 |
| 4 | 3 | 1:11 | PP | ATL | 13 | V.KOZLOV(15) | 19 C.ARMSTRONG(17) | 3 J.KWIATKOWSKI(3) | 3, 13, 16, 19, 32, 77 | 2, 11, 12, 29, 58 |
| 5 | SO | | | PIT | 58 | K.LETANG | | | | |

ATLANTA THRASHERS

PITTSBURGH PENGUINS

PENALTY SUMMARY

| # | Per | Time | Player | PIM | Penalty |
|---|-----|-------|--------------|-----|--------------|
| 1 | 1 | 6:09 | 77 A.ZHITNIK | 2 | Interference |
| 2 | 2 | 15:22 | 16 R.HOLIK | 2 | Slashing |
| 3 | 3 | 6:06 | 39 T.ENSTROM | 2 | Interference |
| | | | | | TOT 3:6 |

| # | Per | Time | Player | PIM | Penalty |
|---|-----|-------|----------------|-----|----------------------------|
| 1 | 1 | 6:45 | 67 A.GOLIGOSKI | 2 | Hi-sticking |
| 2 | 1 | 11:04 | 71 E.MALKIN | 2 | Holding |
| 3 | 2 | 4:15 | 12 R.MALONE | 2 | Interference on goalkeeper |
| 4 | 2 | 8:30 | 2 H.GILL | 2 | Interference |
| 5 | 2 | 19:14 | 71 E.MALKIN | 2 | Interference |
| | | | | | TOT 5:10 |

BY PERIOD

| Per | Goals | Shots | PN | PIM |
|-----|-------|-------|----|-----|
| 1 | 1 | 8 | 1 | 2 |
| 2 | 0 | 13 | 1 | 2 |
| 3 | 1 | 9 | 1 | 2 |
| OT | 0 | 3 | 0 | 0 |
| TOT | 2 | 33 | 3 | 6 |

| Per | Goals | Shots | PN | PIM |
|-----|-------|-------|----|-----|
| 1 | 2 | 10 | 2 | 4 |
| 2 | 0 | 11 | 3 | 6 |
| 3 | 0 | 10 | 0 | 0 |
| OT | 0 | 3 | 0 | 0 |
| TOT | 2 | 34 | 5 | 10 |

POWERPLAYS (Goals-Opp. / Power Play Time)

| 5v4 | 5v3 | 4v3 | TOT |
|-----------|-----|-----|-----------|
| 1:5/08:33 | | | 1:5/08:33 |

| 5v4 | 5v3 | 4v3 | TOT |
|-----------|-----|-----|-----------|
| 0:3/04:36 | | | 0:3/04:36 |

EVEN STRENGTH (Goals-Occurences / Time)

| 5v5 | 4v4 | 3v3 | TOT |
|-----------|-----------|-----|------------|
| 1:8/45:27 | 0:2/06:24 | | 1:10/51:51 |

| 5v5 | 4v4 | 3v3 | TOT |
|-----------|-----------|-----|------------|
| 2:8/45:27 | 0:2/06:24 | | 2:10/51:51 |

GOALTENDER SUMMARY

| ATLANTA THRASHERS | | TOT | | | | GOALS-SHOTS AGAINST | | | | |
|-------------------|-----------------------|-------|-------|-------|-------|---------------------|------|------|-----|------|
| | | EV | PP | SH | TOT | 1 | 2 | 3 | OT | TOT |
| 1 | G HEDBERG, JOHAN | | | | | | | | | |
| 32 | G LEHTONEN, KARI (OT) | 51:51 | 08:33 | 04:36 | 65:00 | 2-10 | 0-11 | 0-10 | 0-3 | 2-34 |
| TEAM TOTALS | | 51:51 | 08:33 | 04:36 | 65:00 | 2-10 | 0-11 | 0-10 | 0-3 | 2-34 |

| PITTSBURGH PENGUINS | | TOT | | | | GOALS-SHOTS AGAINST | | | | |
|---------------------|--------------------------|-------|-------|-------|-------|---------------------|------|-----|-----|------|
| | | EV | PP | SH | TOT | 1 | 2 | 3 | OT | TOT |
| 29 | G FLEURY, MARC-ANDRE (W) | 51:51 | 04:36 | 08:33 | 65:00 | 1-8 | 0-13 | 1-9 | 0-3 | 2-33 |
| 30 | G SABOURIN, DANY | | | | | | | | | |
| TEAM TOTALS | | 51:51 | 04:36 | 08:33 | 65:00 | 1-8 | 0-13 | 1-9 | 0-3 | 2-33 |

OFFICIALS

Referee: #21 Don VanMassenhoven Linesman: #74 Lonnie Cameron
#13 Dan O'Halloran #84 Tony Sericolo
Standby: Standby:

3 STARS Picked By: Mellon Arena Media

| | Team | Pos | Player |
|----|------|-----|-----------------|
| 1. | PIT | L | 12 R.MALONE |
| 2. | PIT | G | 29 M.FLEURY |
| 3. | ATL | D | 3 J.KWIATKOWSKI |

12 7 1 17 2 58
9 11 48 5 67
37 25 27 44 55
38 25 36

VISITOR

HOME

Event Summary



Game
Sunday, March 2, 2008
Attendance 17,132 at Mellon Arena
Start 3:07 EST ; End 5:40 EST
Game 0991
Final

ATLANTA THRASHERS
Game 67 Away Game 34

PITTSBURGH PENGUINS
Game 67 Home Game 34

SHOTS SUMMARY (Goals-Shots On Goal)

| ATLANTA THRASHERS | | | | | | | | | PITTSBURGH PENGUINS | | | | | | | | | | |
|-------------------|------|-----|-----|-----|-----|-----|------|-----|---------------------|------|-----|-----|-----|-----|-----|-----|------|--|--|
| EV | PP | | | SH | | | TOT | | | EV | PP | | | SH | | | TOT | | |
| 1-23 | 1-10 | | | | | | 2-33 | | | 2-27 | 0-5 | | | 0-2 | | | 2-34 | | |
| 5v5 | 5v4 | 5v3 | 4v5 | 4v4 | 4v3 | 3v5 | 3v4 | 3v3 | 5v5 | 5v4 | 5v3 | 4v5 | 4v4 | 4v3 | 3v5 | 3v4 | 3v3 | | |
| 1-20 | 1-10 | | | 0-3 | | | | | | 2-22 | 0-5 | | | 0-2 | | | 0-5 | | |

FACE-OFF SUMMARY (Face-offs Won-Face-offs Total / Percentage)

| ATLANTA THRASHERS | | | | PITTSBURGH PENGUINS | | | |
|-------------------|----------|---------|-----------|---------------------|---------|----------|-----------|
| EV | PP | SH | TOT | EV | PP | SH | TOT |
| 28-49/57% | 8-11/73% | 2-4/50% | 38-64/59% | 21-49/43% | 2-4/50% | 3-11/27% | 26-64/41% |

TEAM SUMMARY

| ATLANTA THRASHERS | | | | | | | | | | | PITTSBURGH PENGUINS | | | | | | | | | | | | | | | | | | | | | | | | | | | | | | | | | | |
|-------------------|---|---|-----|----|-----|-----|-----|-----|----|----|---------------------|-------|-------|-------|-------|-------|-------|-------|----|----|----|---|-------|----|-------|-------|-------|-------|----|----|----|-----|----|----|--|--|---|---|----|--|---|--|--|--|--|
| G | A | P | +/- | PN | PIM | TOT | SHF | AVG | PP | SH | EV | S | A/B | MS | HT | GV | TK | BS | FW | FL | F% | | | | | | | | | | | | | | | | | | | | | | | | |
| 2 | D | E | X | E | L | B | Y | | | | | 21:36 | 29 | 00:44 | 00:10 | 01:46 | 19:40 | 2 | | | | | | 2 | 2 | 2 | 1 | | | 4 | | | | | | | | | | | | | | | |
| 3 | D | K | W | A | T | K | O | W | S | K | J | O | E | L | | | | | | | | | 20:10 | 27 | 00:44 | 00:14 | 01:10 | 18:46 | 2 | | | | | | | | | | | | 1 | | | | |
| 5 | D | M | C | C | A | R | T | H | Y | | | 20:09 | 26 | 00:46 | 00:38 | 01:50 | 17:41 | 2 | | | | | | | | | 3 | | | | | | | | | | | | | | | | | | |
| 8 | R | R | E | C | C | H | | | | | | 19:20 | 19 | 01:01 | 06:35 | 00:14 | 12:34 | 1 | | | | | | | | | | | | | | | | | | | | | | | | | | | |
| 9 | C | C | H | R | I | S | T | E | N | S | E | N | | | | | | | | | | | 19:25 | 23 | 00:50 | 05:48 | 00:00 | 13:37 | 2 | 2 | 2 | 2 | 1 | | | | 8 | 9 | 47 | | | | | | |
| 10 | C | L | I | T | T | L | E | | | | | 19:24 | 24 | 00:48 | 04:17 | 00:00 | 15:07 | 2 | 2 | | | | | | | | | | | 1 | | 8 | 7 | 53 | | | | | | | | | | | |
| 11 | C | P | E | R | R | I | N | | | | | 19:52 | 21 | 00:56 | 02:38 | 02:22 | 14:52 | 2 | -3 | | | | | | | | | | | 1 | 1 | 3 | 25 | | | | | | | | | | | | |
| 13 | L | K | O | Z | L | O | V | | | | | 15:51 | 22 | 00:43 | 03:10 | 00:23 | 12:18 | 7 | 1 | | | 1 | | | | | | | | 1 | | | | | | | | | | | | | | | |
| 16 | C | H | O | L | I | K | | | | | | 17:36 | 26 | 00:40 | 01:09 | 01:26 | 15:01 | 4 | | 4 | | | | | | | 4 | | | 1 | | 17 | 6 | 74 | | | | | | | | | | | |
| 17 | L | K | O | V | A | L | C | H | U | K | | | 24:42 | 23 | 01:04 | 07:41 | 00:00 | 17:01 | 1 | 1 | 2 | | | | | | | | | | 1 | | | | | | | | | | | | | | |
| 19 | R | A | R | M | S | T | R | O | N | G | | | 20:24 | 22 | 00:55 | 01:47 | 02:40 | 15:57 | 5 | 1 | 1 | 1 | | | | | | | | | 1 | | | | | | | | | | | | | | |
| 23 | C | S | L | A | T | E | R | | | | | 09:08 | 13 | 00:44 | 00:00 | 02:10 | 06:53 | 1 | | | | | | | | | | | | 3 | 0 | 100 | | | | | | | | | | | | | |
| 27 | R | T | H | O | R | B | U | R | N | | | 10:24 | 17 | 00:36 | 00:01 | 00:00 | 10:23 | | | | 1 | 2 | 1 | | | | | | | | | | | | | | | | | | | | | | |
| 28 | D | H | A | V | E | L | I | D | | | | 05:31 | 6 | 00:55 | 00:00 | 00:36 | 04:55 | | | | | | | | | | | | | 1 | | | | | | | | | | | | | | | |
| 29 | L | L | A | R | S | E | N | | | | | 08:44 | 13 | 00:40 | 00:00 | 00:00 | 08:44 | | | | | 1 | | | | | | | | 1 | 1 | 50 | | | | | | | | | | | | | |
| 36 | L | B | O | U | L | T | O | N | | | | 06:57 | 10 | 00:41 | 00:00 | 00:00 | 06:57 | | | | | 4 | | | | | | | | | | | | | | | | | | | | | | | |
| 39 | D | E | N | S | T | R | O | M | | | | 29:27 | 29 | 01:00 | 07:41 | 02:13 | 19:33 | 4 | 2 | | | 3 | | | | | | | | 1 | | | | | | | | | | | | | | | |
| 77 | D | Z | H | I | T | N | I | K | | | | 25:25 | 31 | 00:49 | 00:56 | 01:37 | 22:52 | | | | 2 | 2 | | | | | | | | | | | | | | | | | | | | | | | |
| 1 | G | H | E | D | B | E | R | G | | | | | | | | | | | | | | | | | | | | | | | | | | | | | | | | | | | | | |
| 32 | G | L | E | H | T | O | N | E | N | | | | | | | | | | | | | | | | | | | | | | | | | | | | | | | | | | | | |
| TEAM TOTALS | | | | | | | | | | | 2 | 4 | 6 | -5 | 3 | 6 | | | | | | | 33 | 12 | 15 | 22 | 4 | 4 | 10 | 38 | 26 | 59 | | | | | | | | | | | | | |

| PITTSBURGH PENGUINS | | | | | | | | | | | ATLANTA THRASHERS | | | | | | | | | | | | | | | | | | | | | | | |
|---------------------|---|---|-----|----|-----|-----|-----|-----|----|----|-------------------|-------|-----|-------|-------|-------|-------|----|----|----|----|---|----|----|----|----|---|----|----|----|----|----|----|--|
| G | A | P | +/- | PN | PIM | TOT | SHF | AVG | PP | SH | EV | S | A/B | MS | HT | GV | TK | BS | FW | FL | F% | | | | | | | | | | | | | |
| 2 | D | G | I | L | | | | | | | | 18:04 | 21 | 00:51 | 00:00 | 02:40 | 15:24 | 1 | | | | | | | | | | | | 1 | | | | |
| 5 | D | S | Y | D | O | R | | | | | | 16:11 | 23 | 00:42 | 00:17 | 00:59 | 14:55 | 2 | | | | | | | | | | | | | | | | |
| 9 | L | D | U | P | U | I | S | | | | | 20:54 | 26 | 00:48 | 00:15 | 03:32 | 17:07 | 4 | 1 | 2 | 2 | | | | | | | | | | | | | |
| 11 | C | S | T | A | L | | | | | | | 22:40 | 28 | 00:48 | 00:39 | 03:23 | 18:38 | 1 | 1 | | | | | | | | | | | 1 | 8 | 13 | 38 | |
| 12 | L | M | A | L | O | N | E | | | | | 23:58 | 27 | 00:53 | 03:11 | 03:25 | 17:22 | 5 | 2 | 1 | 2 | | | | | | | 6 | | 0 | 1 | 0 | | |
| 17 | R | S | Y | K | O | R | A | | | | | 21:58 | 24 | 00:54 | 03:57 | 00:00 | 18:01 | 1 | 2 | | | | | | | | | | | | | | | |
| 25 | C | T | A | L | B | O | T | | | | | 17:34 | 24 | 00:43 | 00:00 | 03:36 | 13:58 | 1 | 1 | | | 1 | | | | | | | | 6 | 9 | 40 | | |
| 27 | R | L | A | R | A | Q | U | E | | | | 10:06 | 12 | 00:50 | 00:00 | 00:00 | 10:06 | 1 | | | | | | | | | | | | | | | | |
| 36 | L | J | A | M | E | S | | | | | | 06:32 | 8 | 00:49 | 00:00 | 00:00 | 06:32 | | | | | | | | | | | | | | | | | |
| 37 | L | R | O | U | T | | | | | | | 06:31 | 13 | 00:30 | 00:00 | 01:30 | 05:01 | 1 | | | | | | | | | | | | | | | | |
| 38 | L | T | A | F | F | E | | | | | | 09:42 | 11 | 00:52 | 00:24 | 00:00 | 09:18 | 1 | | | | 1 | 1 | | | | | | | | | | | |
| 39 | L | M | I | N | A | R | D | | | | | | | | | | | | | | | | | | | | | | | | | | | |
| 44 | D | O | R | P | I | K | | | | | | 24:44 | 25 | 00:59 | 00:00 | 04:54 | 19:50 | 1 | | 1 | 4 | 3 | 1 | 2 | | | | | | | | | | |
| 48 | C | K | E | N | N | E | D | | | | | 14:49 | 17 | 00:52 | 01:25 | 00:00 | 13:24 | 6 | 1 | 2 | 1 | | | 1 | 1 | 2 | | | | | | | | |
| 55 | D | G | O | N | C | H | A | R | | | | 29:56 | 27 | 01:06 | 04:19 | 05:17 | 20:20 | 4 | 2 | 1 | | 1 | 1 | 2 | | | | | | | | | | |
| 58 | D | L | E | T | A | N | G | | | | | 25:13 | 25 | 01:00 | 03:16 | 03:15 | 18:42 | 2 | | | | 1 | 2 | | | | | | | 1 | 3 | | | |
| 67 | D | G | O | L | I | G | O | S | K | | | 16:09 | 24 | 00:40 | 01:20 | 00:01 | 14:48 | | | | | | | | | | | | | 1 | 2 | | | |
| 71 | C | M | A | L | K | I | N | | | | | 25:02 | 26 | 00:57 | 03:57 | 01:40 | 19:25 | 3 | | 3 | 1 | | | 2 | 1 | | | 12 | 15 | 44 | | | | |
| 29 | G | F | L | E | U | R | | | | | | | | | | | | | | | | | | | | | | | | | | | | |
| 30 | G | S | A | B | O | U | R | I | N | | | | | | | | | | | | | | | | | | | | | | | | | |
| TEAM TOTALS | | | | | | | | | | | 2 | 4 | 6 | +5 | 5 | 10 | | | | | | | 34 | 10 | 11 | 17 | 5 | 14 | 12 | 26 | 38 | 41 | | |

G=Goals A=Assists P=Points +/-=Plus/Minus PN=Number of Penalties PIM=Penalty Minutes TOI=Time On Ice SHF=# of Shifts AVG=Average Time/Shift S=Shots on Goal A/B=Attempts Blocked MS=Missed Shots HT=Hits Given GV=Giveaways TK=Takeaways BS=Blocked Shots FW=Faceoffs Won FL=Faceoffs Lost F%=Faceoff Win Percentage PP=Power Play SH=Short Handed EV=Even Strength OT=Overtime TOT=Total

VISITOR

Game Summary

HOME



2



Game
Tuesday, March 4, 2008
Attendance 19,206 at St. Pete Times
Forum
Start 7:37 EST ; End 9:54 EST
Game 1002
Final



0



PITTSBURGH PENGUINS
Game 68 Away Game 34

TAMPA BAY LIGHTNING
Game 66 Home Game 35

SCORING SUMMARY

| G | Per | Time | Str | Team | Goal | Scorer | Assist | Assist | PIT on Ice | T.B on Ice |
|---|-----|-------|-------|------|------|--------------|---------------------------|-----------------|------------------------|-----------------------|
| - | 2 | 13:53 | EV-PS | PIT | 17 | P.SYKORA | Unsuccessful Penalty Shot | | 17, 29 | 41 |
| 1 | 3 | 17:13 | EV | PIT | 25 | M.TALBOT(10) | 9 P.DUPOUIS(6) | 87 S.CROSBY(44) | 9, 25, 29, 44, 55, 87 | 2, 4, 10, 26, 41, 55 |
| 2 | 3 | 19:55 | EV-EN | PIT | 71 | E.MALKIN(38) | 25 M.TALBOT(12) | | 25, 29, 44, 55, 71, 87 | 4, 10, 11, 22, 26, 54 |

PITTSBURGH PENGUINS

TAMPA BAY LIGHTNING

PENALTY SUMMARY

| # | Per | Time | Player | PIM | Penalty |
|---------|-----|-------|------------|-----|--------------|
| 1 | 1 | 13:54 | 44 B.ORPIK | 2 | Interference |
| TOT 1-2 | | | | | |

| # | Per | Time | Player | PIM | Penalty |
|---------|-----|-------|----------------|-----|-------------|
| 1 | 2 | 9:40 | 4 V.LECAVALIER | 2 | Tripping |
| 2 | 2 | 17:29 | 39 M.LUNDIN | 2 | Hooking |
| 3 | 3 | 7:16 | 21 M.DARCHE | 2 | Hi-sticking |
| TOT 3-6 | | | | | |

BY PERIOD

| Per | Goals | Shots | PN | PIM |
|-----|-------|-------|----|-----|
| 1 | 0 | 6 | 1 | 2 |
| 2 | 0 | 4 | 0 | 0 |
| 3 | 2 | 13 | 0 | 0 |
| TOT | 2 | 23 | 1 | 2 |

| Per | Goals | Shots | PN | PIM |
|-----|-------|-------|----|-----|
| 1 | 0 | 10 | 0 | 0 |
| 2 | 0 | 14 | 2 | 4 |
| 3 | 0 | 11 | 1 | 2 |
| TOT | 0 | 35 | 3 | 6 |

POWERPLAYS (Goals-Opp. / Power Play Time)

| 5v4 | 5v3 | 4v3 | TOT |
|-----------|-----|-----|-----------|
| 0-3/06:00 | | | 0-3/06:00 |

| 5v4 | 5v3 | 4v3 | TOT |
|-----------|-----|-----|-----------|
| 0-1/02:00 | | | 0-1/02:00 |

EVEN STRENGTH (Goals-Occurrences / Time)

| 5v5 | 4v4 | 3v3 | TOT |
|-----------|-----|-----|-----------|
| 2-5/52:00 | | | 2-5/52:00 |

| 5v5 | 4v4 | 3v3 | TOT |
|-----------|-----|-----|-----------|
| 0-5/52:00 | | | 0-5/52:00 |

GOALTENDER SUMMARY

| PITTSBURGH PENGUINS | | TOI | | | | GOALS-SHOTS AGAINST | | | |
|---------------------|--------------------------|-------|-------|-------|-------|---------------------|------|------|------|
| | | EV | PP | SH | TOT | 1 | 2 | 3 | TOT |
| 29 | G FLEURY, MARC-ANDRE (W) | 52:00 | 06:00 | 02:00 | 60:00 | 0-10 | 0-14 | 0-11 | 0-35 |
| 35 | G CONKLIN, TY | | | | | | | | |
| TEAM TOTALS | | 52:00 | 06:00 | 02:00 | 60:00 | 0-10 | 0-14 | 0-11 | 0-35 |

| TAMPA BAY LIGHTNING | | TOI | | | | GOALS-SHOTS AGAINST | | | |
|---------------------|-------------------|-------|-------|-------|-------|---------------------|-----|------|------|
| | | EV | PP | SH | TOT | 1 | 2 | 3 | TOT |
| 31 | G RAMO, KARRI | | | | | | | | |
| 41 | G SMITH, MIKE (L) | 50:50 | 02:00 | 06:00 | 58:50 | 0-6 | 0-4 | 1-12 | 1-22 |
| EMPTY NET | | 01:10 | 00:00 | 00:00 | 01:10 | | | 1-1 | 1-1 |
| TEAM TOTALS | | 52:00 | 02:00 | 06:00 | 60:00 | 0-6 | 0-4 | 2-13 | 2-23 |

OFFICIALS

Referee: #30 Mike Hasenfratz
#33 Kevin Pollock
Standby:
Linesman: #89 Steve Miller
#97 Jean Morin
Standby:

3 STARS Picked By:

1. Team PIT Pos G Player 29 M.FLEURY
2. Team T.B Pos G 41 M.SMITH
3. Team PIT Pos C 25 M.TALBOT

12 71 17
25 87 9
38 11 48
37 11(39) 27
44 58
5 19
2 58

VISITOR

Event Summary

HOME



2



Game
Tuesday, March 4, 2008
Attendance 19,206 at St. Pete Times
Forum
Start 7:37 EST ; End 9:54 EST
Game 1002
Final



0



PITTSBURGH PENGUINS
Game 68 Away Game 34

TAMPA BAY LIGHTNING
Game 66 Home Game 35

SHOTS SUMMARY (Goals-Shots On Goal)

| PITTSBURGH PENGUINS | | | | | | | | | TAMPA BAY LIGHTNING | | | | | | | | | | |
|---------------------|-----|-----|-----|-----|-----|-----|------|-----|---------------------|------|-----|-----|-----|-----|-----|-----|------|--|--|
| EV | PP | | | SH | | | TOT | | | EV | PP | | | SH | | | TOT | | |
| 2-22 | 0-1 | | | | | | 2-23 | | | 0-29 | 0-3 | | | 0-3 | | | 0-35 | | |
| 5v5 | 5v4 | 5v3 | 4v5 | 4v4 | 4v3 | 3v5 | 3v4 | 3v3 | 5v5 | 5v4 | 5v3 | 4v5 | 4v4 | 4v3 | 3v5 | 3v4 | 3v3 | | |
| 2-22 | 0-1 | | | | | | | | | 0-29 | 0-3 | | | 0-3 | | | | | |

FACE-OFF SUMMARY (Face-offs Won-Face-offs Total / Percentage)

| PITTSBURGH PENGUINS | | | | TAMPA BAY LIGHTNING | | | |
|---------------------|---------|--------|-----------|---------------------|----------|---------|-----------|
| EV | PP | SH | TOT | EV | PP | SH | TOT |
| 20-40/50% | 2-4/50% | 0-1/0% | 22-45/49% | 20-40/50% | 1-1/100% | 2-4/50% | 23-45/51% |

TEAM SUMMARY

| PITTSBURGH PENGUINS | | | | | | | | | | | TOI | | | | | | | | | | | | | | | | |
|---------------------|---|---------------------|-----|----|-----|-------|-----|-------|-------|-------|-------|-------|-------|----|----|----|----|----|----|----|----|----|----|----|----|----|--|
| G | A | P | +/- | PN | PIM | TOT | SHF | AVG | PP | SH | EV | S | A/B | MS | HT | GV | TK | BS | FW | FL | F% | | | | | | |
| 2 | D | GILL, HAL | | | | 16:41 | 23 | 00:43 | 00:00 | 01:23 | 15:18 | 1 | 1 | 1 | 3 | | | | | | | | | | | | |
| 5 | D | SYDOR, DARRYL | | | | 17:40 | 23 | 00:46 | 01:24 | 00:37 | 15:39 | | 1 | | | | 1 | | | | | | | | | | |
| 9 | L | DUPUIS, PASCAL | 1 | 1 | +1 | 17:55 | 23 | 00:46 | 00:00 | 00:37 | 17:18 | | | 2 | 1 | 1 | | | | | | | | | | | |
| 11 | C | STAAL, JORDAN | | | | 04:52 | 6 | 00:48 | 00:00 | 00:00 | 04:52 | 1 | | | | | | | 0 | 2 | 0 | | | | | | |
| 12 | L | MALONE, RYAN | | | | 20:51 | 24 | 00:52 | 04:25 | 01:23 | 15:03 | 5 | | 1 | 2 | | | | | | | | | | | | |
| 17 | R | SYKORA, PETR | | | | 15:23 | 20 | 00:46 | 02:29 | 00:00 | 12:54 | 1 | 2 | 1 | | 1 | | | 1 | | | | | | | | |
| 19 | D | WHITNEY, RYAN | | | | 19:39 | 22 | 00:53 | 04:36 | 00:37 | 14:26 | | 3 | | 2 | | | 3 | | | | | | | | | |
| 25 | C | TALBOT, MAXIME | 1 | 1 | +2 | 21:41 | 26 | 00:50 | 00:00 | 00:37 | 21:04 | 1 | | | | 1 | | | 2 | 3 | 40 | | | | | | |
| 27 | R | LARAQUE, GEORGES | | | | 08:09 | 11 | 00:44 | 00:00 | 00:00 | 08:09 | | | | | | | | | | | | | | | | |
| 37 | L | RUUTU, JARKKO | | | | 14:44 | 19 | 00:46 | 00:00 | 00:55 | 13:49 | 1 | | 3 | 1 | | | | | | | | | | | | |
| 38 | L | TAFFE, JEFF | | | | 12:48 | 20 | 00:38 | 00:59 | 00:00 | 11:49 | 1 | | | 1 | | | | 3 | 4 | 43 | | | | | | |
| 39 | L | MINARD, CHRISTOPHER | | | | 02:19 | 4 | 00:34 | 00:00 | 00:00 | 02:19 | | | | 1 | | | | | | | | | | | | |
| 44 | D | ORPIK, BROOKS | | | +2 | 1 | 2 | 20:00 | 25 | 00:48 | 00:00 | 00:00 | 20:00 | | | 7 | 1 | | 2 | | | | | | | | |
| 48 | C | KENNEDY, TYLER | | | | 13:29 | 18 | 00:44 | 00:59 | 00:00 | 12:30 | 4 | 1 | 1 | | | | | | | | | | | | | |
| 55 | D | GONCHAR, SERGEI | | | +2 | | | 28:07 | 27 | 01:02 | 04:41 | 01:23 | 22:03 | 2 | | | | | 1 | | | | | | | | |
| 58 | D | LETANG, KRISTOPHER | | | | 18:12 | 24 | 00:45 | 01:19 | 00:00 | 16:53 | | | | 1 | | 1 | 2 | | | | | | | | | |
| 71 | C | MALKIN, EVGENI | 1 | 1 | +1 | | | 23:23 | 24 | 00:58 | 05:01 | 00:28 | 17:54 | 3 | 1 | | 1 | 3 | 1 | 1 | 6 | 10 | 38 | | | | |
| 87 | C | CROSBY, SIDNEY | | 1 | +2 | | | 22:07 | 23 | 00:57 | 04:07 | 00:00 | 18:00 | 3 | 1 | 2 | | | 1 | 1 | 11 | 4 | 73 | | | | |
| 29 | G | FLEURY, MARC-ANDRE | | | | | | | | | | | | | | | | | | | | | | | | | |
| 35 | G | CONKLIN, TY | | | | | | | | | | | | | | | | | | | | | | | | | |
| TEAM TOTALS | | | | | | 2 | 3 | 5 | +10 | 1 | 2 | | | | | | 23 | 10 | 11 | 20 | 7 | 4 | 11 | 22 | 23 | 49 | |

| TAMPA BAY LIGHTNING | | | | | | | | | | | TOI | | | | | | | | | | | | | | | | |
|---------------------|---|---------------------|-----|----|-----|-------|-----|-------|-------|-------|-------|-------|-------|----|----|----|----|----|----|----|----|----|----|----|----|----|--|
| G | A | P | +/- | PN | PIM | TOT | SHF | AVG | PP | SH | EV | S | A/B | MS | HT | GV | TK | BS | FW | FL | F% | | | | | | |
| 2 | D | PICARD, ALEXANDRE | | | -1 | | | 19:21 | 26 | 00:44 | 00:15 | 02:12 | 16:54 | | | | 1 | | 1 | | | | | | | | |
| 3 | D | IANIK, DOUG | | | | 14:01 | 17 | 00:49 | 00:00 | 00:00 | 14:01 | | | | 1 | | | | | | | | | | | | |
| 4 | C | LECAVALIER, VINCENT | | | -2 | 1 | 2 | 23:22 | 23 | 01:00 | 01:18 | 00:58 | 21:06 | 5 | 1 | 1 | 1 | 1 | | 12 | 4 | 75 | | | | | |
| 7 | R | OUELLET, MICHEL | | | | 17:29 | 21 | 00:49 | 00:54 | 00:00 | 16:35 | 3 | | 2 | 2 | | 1 | 1 | | | | | | | | | |
| 10 | L | JOKINEN, JUSSI | | | -2 | | | 21:13 | 23 | 00:55 | 01:21 | 00:00 | 19:52 | 6 | 1 | 2 | | | | 0 | 1 | 0 | | | | | |
| 11 | C | HALPERN, JEFF | | | -1 | | | 22:50 | 28 | 00:48 | 00:42 | 02:30 | 19:38 | 4 | 2 | 1 | 4 | | | 1 | 5 | 11 | 31 | | | | |
| 16 | R | WARD, JASON | | | | 05:13 | 7 | 00:44 | 00:00 | 01:06 | 04:07 | | | | | | 1 | 1 | | | | | | | | | |
| 21 | L | DARCHE, MATHIEU | | | | 1 | 2 | 19:58 | 25 | 00:47 | 00:39 | 01:39 | 17:40 | 4 | 1 | 2 | 2 | | 1 | 1 | 0 | 2 | 0 | | | | |
| 22 | D | BOYLE, DAN | | | -1 | | | 26:02 | 30 | 00:52 | 02:00 | 03:19 | 20:43 | 1 | 2 | | 4 | 3 | | 1 | | | | | | | |
| 24 | C | KARLSSON, ANDREAS | | | | 06:37 | 8 | 00:49 | 00:00 | 01:55 | 04:42 | | | | 1 | | | 1 | 2 | 1 | 67 | | | | | | |
| 26 | R | ST. LOUIS, MARTIN | | | -2 | | | 24:36 | 23 | 01:04 | 01:06 | 01:11 | 22:19 | 3 | | 2 | | 1 | | | | | | | | | |
| 29 | C | MACDONALD, CRAIG | | | | 11:33 | 15 | 00:46 | 00:00 | 02:41 | 08:52 | 2 | 1 | | 1 | | 1 | | 3 | 2 | 60 | | | | | | |
| 36 | R | ROY, ANDRE | | | | 03:39 | 4 | 00:54 | 00:00 | 00:00 | 03:39 | | 1 | | | | | | | | | | | | | | |
| 39 | D | LUNDIN, MIKE | | | | 1 | 2 | 13:52 | 18 | 00:46 | 00:00 | 00:00 | 13:52 | | | | 1 | | 1 | | | | | | | | |
| 42 | R | LESSARD, JUNIOR | | | | 09:01 | 13 | 00:41 | 00:00 | 00:00 | 09:01 | | | | 1 | | | | | | | | | | | | |
| 54 | D | RANGER, PAUL | | | -1 | | | 26:08 | 31 | 00:50 | 01:45 | 03:48 | 20:35 | 2 | 1 | | 1 | 1 | | 1 | | | | | | | |
| 55 | D | O'BRIEN, SHANE | | | -1 | | | 20:41 | 26 | 00:47 | 00:00 | 02:41 | 18:00 | 3 | 1 | 1 | | 2 | | 1 | | | | | | | |
| 74 | C | TARNASKY, NICK | | | | 09:34 | 13 | 00:44 | 00:00 | 00:00 | 09:34 | 2 | | | 1 | | | | | 1 | 1 | 50 | | | | | |
| 31 | G | RAMO, KARRI | | | | | | | | | | | | | | | | | | | | | | | | | |
| 41 | G | SMITH, MIKE | | | | | | | | | | | | | | | | | | | | | | | | | |
| TEAM TOTALS | | | | | | 0 | 0 | 0 | -11 | 3 | 6 | | | | | | 35 | 11 | 11 | 19 | 9 | 5 | 10 | 23 | 22 | 51 | |

G=Goals A=Assists P=Points +/-=Plus/Minus PN=Number of Penalties PIM=Penalty Minutes TOI=Time On Ice SHF=# of Shifts AVG=Average Time/Shift S=Shots on Goal A/B=Attempts Blocked MS=Missed Shots HT=Hits Given GV=Giveaways TK=Takeaways BS=Blocked Shots FW=Faceoffs Won FL=Faceoffs Lost F%=Faceoff Win Percentage PP=Power Play SH=Short Handed EV=Even Strength OT=Overtime TOT=Total

VISITOR

HOME

Game Summary



2



Game
Thursday, March 6, 2008
Attendance 17,012 at BankAtlantic
Center
Start 7:38 EST ; End 9:57 EST
Game 1018
Final



5



PITTSBURGH PENGUINS
Game 69 Away Game 35

FLORIDA PANTHERS
Game 70 Home Game 33

SCORING SUMMARY

| G | Per | Time | Str | Team | Goal Scorer | Assist | PIT on Ice | FLA on Ice |
|---|-----|-------|-----|------|-----------------|------------------|------------------------|-----------------------|
| 1 | 1 | 4:19 | EV | FLA | 10 D.Booth(20) | 9 S.WEISS(28) | 12, 17, 29, 44, 55, 71 | 4, 9, 10, 16; 22, 31 |
| 2 | 1 | 4:58 | EV | FLA | 85 R.OLESZ(12) | 53 B.MCLEAN(14) | 5, 9, 19, 25, 29, 87 | 6, 12, 22, 31, 53, 85 |
| 3 | 1 | 6:19 | EV | PIT | 12 R.MALONE(24) | 2 H.GILL(19) | 2, 12, 17, 29, 58, 71 | 3, 4, 9, 10, 16, 31 |
| 4 | 1 | 17:54 | EV | FLA | 9 S.WEISS(11) | 10 D.Booth(14) | 9, 25, 29, 44, 55, 87 | 3, 5, 9, 10, 16, 31 |
| 5 | 2 | 3:34 | EV | FLA | 53 B.MCLEAN(11) | 12 O.JOKINEN(34) | 5, 19, 27, 35, 38, 39 | 5, 6, 12, 31, 53, 85 |
| 6 | 2 | 9:02 | EV | PIT | 58 K.LETANG(5) | 55 S.GONCHAR(44) | 12, 35, 55, 58, 71, 87 | 3, 4, 16, 31, 53, 85 |
| 7 | 3 | 19:08 | EV | FLA | 5 B.ALLEN(2) | unassisted | 5, 9, 11, 17, 48, 58 | 4, 5, 9, 10, 16, 31 |

PITTSBURGH PENGUINS

FLORIDA PANTHERS

PENALTY SUMMARY

| # | Per | Time | Player | PIM | Penalty |
|---------|-----|-------|--------------|-----|----------------|
| 1 | 1 | 4:52 | 27 G.LARAQUE | 5 | Fighting (maj) |
| 2 | 1 | 8:33 | 5 D.SYDOR | 2 | Holding |
| 3 | 3 | 14:55 | 58 K.LETANG | 2 | Tripping |
| TOT 3-9 | | | | | |

| # | Per | Time | Player | PIM | Penalty |
|----------|-----|-------|---------------|-----|----------------|
| 1 | 1 | 4:52 | 33 W.BELAK | 5 | Fighting (maj) |
| 2 | 1 | 6:45 | 7 S.MONTADOR | 2 | Boarding |
| 3 | 2 | 6:58 | 16 N.HORTON | 2 | Hooking |
| 4 | 2 | 10:32 | 6 M.JOHANSSON | 2 | Hooking |
| 5 | 3 | 4:54 | 7 S.MONTADOR | 2 | Slashing |
| 6 | 3 | 16:30 | 6 M.JOHANSSON | 2 | Holding |
| TOT 6-15 | | | | | |

BY PERIOD

| Per | Goals | Shots | PN | PIM |
|-----|-------|-------|----|-----|
| 1 | 1 | 9 | 2 | 7 |
| 2 | 1 | 10 | 0 | 0 |
| 3 | 0 | 8 | 1 | 2 |
| TOT | 2 | 27 | 3 | 9 |

| Per | Goals | Shots | PN | PIM |
|-----|-------|-------|----|-----|
| 1 | 3 | 19 | 2 | 7 |
| 2 | 1 | 10 | 2 | 4 |
| 3 | 1 | 13 | 2 | 4 |
| TOT | 5 | 42 | 6 | 15 |

POWERPLAYS (Goals-Opp. / Power Play Time)

| 5v4 | 5v3 | 4v3 | TOT |
|-----------|-----|-----|-----------|
| 0-5/09:04 | | | 0-5/09:04 |

| 5v4 | 5v3 | 4v3 | TOT |
|-----------|-----|-----|-----------|
| 0-2/03:23 | | | 0-2/03:23 |

EVEN STRENGTH (Goals-Occurrences / Time)

| 5v5 | 4v4 | 3v3 | TOT |
|-----------|-----------|-----|-----------|
| 2-6/46:56 | 0-2/00:37 | | 2-8/46:19 |

| 5v5 | 4v4 | 3v3 | TOT |
|-----------|-----------|-----|-----------|
| 5-6/46:56 | 0-2/00:37 | | 5-8/45:19 |

GOALTENDER SUMMARY

| | | TOI | | | | GOALS-SHOTS AGAINST | | | |
|---------------------|--------------------------|-------|-------|-------|-------|---------------------|------|------|------|
| | | EV | PP | SH | TOT | 1 | 2 | 3 | TOT |
| PITTSBURGH PENGUINS | | | | | | | | | |
| 29 | G FLEURY, MARC-ANDRE (L) | 16:24 | 01:48 | 01:48 | 20:00 | 3-19 | | | 3-19 |
| 35 | G CONKLIN, TY | 31:00 | 07:16 | 01:35 | 39:51 | | 1-10 | 0-12 | 1-22 |
| EMPTY NET | | 00:09 | 00:00 | 00:00 | 00:09 | | | | |
| TEAM TOTALS | | 45:19 | 10:54 | 03:47 | 60:00 | 3-19 | 1-10 | 0-12 | 4-41 |

| | | TOI | | | | GOALS-SHOTS AGAINST | | | |
|------------------|-----------------------|-------|-------|-------|-------|---------------------|------|-----|------|
| | | EV | PP | SH | TOT | 1 | 2 | 3 | TOT |
| FLORIDA PANTHERS | | | | | | | | | |
| 29 | G VOKOUN, TOMAS | | | | 60:00 | | | | |
| 31 | G ANDERSON, CRAIG (W) | 47:33 | 03:23 | 09:04 | 60:00 | 1-9 | 1-10 | 0-8 | 2-27 |
| TEAM TOTALS | | 45:19 | 03:47 | 10:54 | 60:00 | 1-9 | 1-10 | 0-8 | 2-27 |

OFFICIALS

Referee: #30 Mike Hasenfratz
#8 Dave Jackson
Standby:
Linesman: #89 Steve Miller
#97 Jean Morin
Standby:

3 STARS Picked By: South Florida Media

| | Team | Pos | Player |
|----|------|-----|---------------|
| 1. | FLA | C | 9 S.WEISS |
| 2. | FLA | L | 10 D.Booth |
| 3. | FLA | G | 31 C.ANDERSON |

12 71 17
25 87 9
37 11 48
38 39 27
5 19
44 55
2 58

VISITOR

Event Summary

HOME



2



Game Thursday, March 6, 2008 Attendance 17,012 at BankAtlantic Center Start 7:38 EST ; End 9:57 EST Game 1018 Final



5



PITTSBURGH PENGUINS Game 69 Away Game 35

FLORIDA PANTHERS Game 70 Home Game 33

SHOTS SUMMARY (Goals-Shots On Goal)

Table with 4 columns: EV, PP, SH, TOT. Rows show goals and shots on goal for both teams in even, power play, and short-handed situations.

FACE-OFF SUMMARY (Face-offs Won-Face-offs Total / Percentage)

Table with 4 columns: EV, PP, SH, TOT. Rows show face-off statistics for both teams in even, power play, and short-handed situations.

TEAM SUMMARY

Main player statistics table for both teams. Columns include player name, G, A, P, +/-, PN, PIM, and various performance metrics like TOI, SHF, AVG, etc.

G=Goals A=Assists P=Points +/-=Plus/Minus PN=Number of Penalties PIM=Penalty Minutes TOI=Time On Ice SHF=# of Shifts AVG=Average Time/Shift S=Shots on Goal A/B=Attempts Blocked MS=Missed Shots HT=Hits Given GV=Giveaways TK=Takeaways BS=Blocked Shots FW=Faceoffs Won FL=Faceoffs Lost F%=Faceoff Win Percentage PP=Power Play SH=Short Handed EV=Even Strength OT=Overtime TOT=Total

VISITOR

HOME

Game Summary



4



Game
Sunday, March 9, 2008
Attendance 18,277 at Verizon Center
Start 12:36 EDT ; End 3:02 EDT
Game 1038
Final



2



PITTSBURGH PENGUINS
Game 70 Away Game 36

WASHINGTON CAPITALS
Game 70 Home Game 35

SCORING SUMMARY

| G | Per | Time | Str | Team | Goal Scorer | Assist | Assist | PIT on Ice | WSH on Ice |
|---|-----|-------|-------|------|-----------------|------------------|------------------|------------------------|------------------------|
| 1 | 2 | 7:23 | PP | WSH | 21 B.LAICH(17) | 28 A.SEMIN(14) | 8 A.OVECHKIN(40) | 12, 17, 29, 58, 71 | 8, 19, 21, 28, 38, 91 |
| 2 | 2 | 8:42 | EV | PIT | 17 P.SYKORA(22) | 71 E.MALKIN(52) | 38 J.TAFFE(6) | 17, 29, 38, 44, 58, 71 | 3, 10, 21, 38, 52, 87 |
| 3 | 2 | 18:08 | EV | PIT | 87 S.CROSBY(21) | 71 E.MALKIN(53) | 55 S.GONCHAR(45) | 19, 29, 48, 55, 71, 87 | 15, 21, 26, 38, 55, 91 |
| 4 | 2 | 19:46 | PP | WSH | 28 A.SEMIN(21) | 8 A.OVECHKIN(41) | 91 S.FEDOROV(21) | 11, 12, 29, 58 | 8, 19, 21, 28, 38, 91 |
| 5 | 3 | 19:32 | EV | PIT | 87 S.CROSBY(22) | unassisted | | 2, 9, 12, 29, 55, 87 | 8, 19, 25, 26, 38, 52 |
| 6 | 3 | 19:47 | EV-EN | PIT | 11 J.STAAL(10) | 71 E.MALKIN(54) | | 2, 11, 12, 29, 55, 71 | 3, 8, 21, 28, 52, 91 |

PITTSBURGH PENGUINS

WASHINGTON CAPITALS

PENALTY SUMMARY

| # | Per | Time | Player | PIM | Penalty |
|----------|-----|-------|-------------|-----|--------------------------|
| 1 | 1 | 3:15 | 25 M.TALBOT | 2 | Hooking |
| 2 | 1 | 17:56 | 37 J.RUUTU | 2 | Charging |
| 3 | 2 | 5:00 | 17 P.SYKORA | 2 | Holding |
| 4 | 2 | 6:01 | 44 B.ORPIK | 2 | Slashing |
| 5 | 2 | 18:55 | 2 H.GILL | 2 | Cross checking |
| 6 | 2 | 19:31 | 44 B.ORPIK | 2 | Roughing |
| 7 | 3 | 15:02 | TEAM | 2 | Too many men/ice - bench |
| TOT 7-14 | | | | | |

| # | Per | Time | Player | PIM | Penalty |
|----------|-----|-------|----------------|-----|----------|
| 1 | 1 | 4:43 | 28 A.SEMIN | 2 | Roughing |
| 2 | 1 | 9:29 | 52 M.GREEN | 2 | Hooking |
| 3 | 2 | 12:19 | 26 S.MORRISONN | 2 | Tripping |
| 4 | 2 | 16:06 | 91 S.FEDOROV | 2 | Slashing |
| 5 | 3 | 9:04 | 53 Q.LAING | 2 | Kneeing |
| TOT 5-10 | | | | | |

BY PERIOD

| Per | Goals | Shots | PN | PIM |
|-----|-------|-------|----|-----|
| 1 | 0 | 4 | 2 | 4 |
| 2 | 2 | 9 | 4 | 8 |
| 3 | 2 | 13 | 1 | 2 |
| TOT | 4 | 26 | 7 | 14 |

| Per | Goals | Shots | PN | PIM |
|-----|-------|-------|----|-----|
| 1 | 0 | 11 | 2 | 4 |
| 2 | 2 | 22 | 2 | 4 |
| 3 | 0 | 5 | 1 | 2 |
| TOT | 2 | 38 | 5 | 10 |

POWERPLAYS (Goals-Opp. / Power Play Time)

| 5v4 | 5v3 | 4v3 | TOT |
|-----------|-----|-----|-----------|
| 0-5/09:28 | | | 0-5/09:28 |

| 5v4 | 5v3 | 4v3 | TOT |
|-----------|-----------|-----|-----------|
| 1-5/09:13 | 1-2/01:14 | | 2-7/10:27 |

EVEN STRENGTH (Goals-Occurrences / Time)

| 5v5 | 4v4 | 3v3 | TOT |
|------------|-----------|-----|------------|
| 4-10/39:33 | 0-1/00:32 | | 4-11/40:05 |

| 5v5 | 4v4 | 3v3 | TOT |
|------------|-----------|-----|------------|
| 0-10/39:33 | 0-1/00:32 | | 0-11/40:05 |

GOALTENDER SUMMARY

| | TOI | | | | GOALS-SHOTS AGAINST | | | |
|-----------------------------|--------------|--------------|--------------|--------------|---------------------|-------------|-------------|-------------|
| | EV | PP | SH | TOT | 1 | 2 | 3 | TOT |
| PITTSBURGH PENGUINS | | | | | | | | |
| 29 G FLEURY, MARC-ANDRE (W) | 39:46 | 09:28 | 10:27 | 59:41 | 0-11 | 2-22 | 0-5 | 2-38 |
| 35 G CONKLIN, TY | 00:19 | 00:00 | 00:00 | 00:19 | | | | |
| EMPTY NET | | | | | | | | |
| TEAM TOTALS | 40:05 | 09:28 | 10:27 | 60:00 | 0-11 | 2-22 | 0-5 | 2-38 |
| WASHINGTON CAPITALS | | | | | | | | |
| 37 G KOLZIG, OLAF | 39:56 | 10:27 | 09:28 | 59:51 | 0-4 | 2-9 | 1-12 | 3-25 |
| 38 G HUET, CRISTOBAL (L) | 00:09 | 00:00 | 00:00 | 00:09 | | | 1-1 | 1-1 |
| EMPTY NET | | | | | | | | |
| TEAM TOTALS | 40:05 | 10:27 | 09:28 | 60:00 | 0-4 | 2-9 | 2-13 | 4-26 |

OFFICIALS

Referee: #10 Paul Devorski
#21 Don VanMassenhoven
Standby:
Linesman: #66 Darren Gibbs
#95 Jonny Murray
Standby:

3 STARS Picked By:

| | Team | Pos | Player |
|----|------|-----|--------------|
| 1. | PIT | C | 71 E.MALKIN |
| 2. | WSH | L | 8 A.OVECHKIN |
| 3. | PIT | C | 87 S.CROSBY |

12 71 17 44 55
37 11 48 5 19
25 87 9 2 58
38 39 27

VISITOR

HOME

Event Summary



4



Game
Sunday, March 9, 2008
Attendance 18,277 at Verizon Center
Start 12:36 EDT ; End 3:02 EDT
Game 1038
Final



2



PITTSBURGH PENGUINS
Game 70 Away Game 36

WASHINGTON CAPITALS
Game 70 Home Game 35

SHOTS SUMMARY (Goals-Shots On Goal)

| PITTSBURGH PENGUINS | | | | | | | | WASHINGTON CAPITALS | | | | | | | | |
|---------------------|-----|-----|-----|-----|-----|-----|------|---------------------|-----|------|-----|-----|-----|-----|-----|--|
| EV | PP | SH | | TOT | | EV | PP | SH | | TOT | | | | | | |
| 4-21 | 0-5 | 4v4 | 4v3 | 3v5 | 3v4 | 3v3 | 0-22 | 2-14 | 0-2 | 2-38 | | | | | | |
| 5v5 | 5v4 | 5v3 | 4v4 | 4v3 | 3v5 | 3v4 | 5v5 | 5v4 | 5v3 | 4v5 | 4v4 | 4v3 | 3v5 | 3v4 | 3v3 | |
| 4-21 | 0-5 | | | | | | 0-21 | 1-12 | 1-2 | 0-2 | 0-1 | | | | | |

FACE-OFF SUMMARY (Face-offs Won-Face-offs Total / Percentage)

| PITTSBURGH PENGUINS | | | | WASHINGTON CAPITALS | | | |
|---------------------|---------|----------|-----------|---------------------|-----------|---------|-----------|
| EV | PP | SH | TOT | EV | PP | SH | TOT |
| 19-40/48% | 1-7/14% | 2-14/14% | 22-61/36% | 21-40/53% | 12-14/86% | 6-7/86% | 39-61/64% |

TEAM SUMMARY

| PITTSBURGH PENGUINS | | | | | | | | | | | | WASHINGTON CAPITALS | | | | | | | | | | | | | | | | | | | | | |
|---------------------|---|---------------------|---|----|----|-----|-------|-----|-------|-------|-------|---------------------|---|-----|-----|----|----|----|----|----|----|-----|--|----|----|----|----|----|---|----|----|----|----|
| G | A | P | + | - | PN | PIM | TOT | SHF | AVG | PP | SH | EV | S | A/B | MS | HT | GV | TK | BS | FW | FL | F% | | | | | | | | | | | |
| 2 | D | GILL, HAL | | +2 | 1 | 2 | 18:22 | 25 | 00:44 | 00:06 | 04:48 | 13:28 | | 1 | | 2 | 2 | | 1 | | | | | | | | | | | | | | |
| 5 | D | SYDOR, DARRYL | | | | | 13:24 | 19 | 00:42 | 01:30 | 00:57 | 10:57 | | | 1 | 1 | 1 | | 2 | | | | | | | | | | | | | | |
| 9 | L | DUPUIS, PASCAL | | +1 | | | 19:08 | 24 | 00:47 | 00:10 | 04:09 | 14:49 | 2 | 1 | 1 | 3 | | 1 | | | | | | | | | | | | | | | |
| 11 | C | STAAL, JORDAN | 1 | +1 | | | 18:36 | 27 | 00:41 | 00:49 | 05:20 | 12:27 | 3 | 1 | | 2 | | 1 | 1 | 11 | 11 | 50 | | | | | | | | | | | |
| 12 | L | MALONE, RYAN | | +2 | | | 23:24 | 30 | 00:46 | 05:57 | 04:35 | 12:52 | | | 1 | 1 | | | | 0 | 1 | 0 | | | | | | | | | | | |
| 17 | R | SYKORA, PETR | 1 | +1 | 1 | 2 | 14:52 | 21 | 00:42 | 02:43 | 00:23 | 11:46 | 3 | 2 | | | | | | | | | | | | | | | | | | | |
| 19 | D | WHITNEY, RYAN | | +1 | | | 20:13 | 22 | 00:55 | 08:01 | 00:57 | 11:15 | 2 | | | | | | 4 | | | | | | | | | | | | | | |
| 25 | C | TALBOT, MAXIME | | | 1 | 2 | 14:39 | 22 | 00:39 | 00:18 | 04:11 | 10:10 | | | | 1 | | | | 1 | 5 | 17 | | | | | | | | | | | |
| 27 | R | LARAQUE, GEORGES | | | | | 04:29 | 7 | 00:38 | 00:00 | 00:00 | 04:29 | | | | | | 1 | | | | | | | | | | | | | | | |
| 37 | L | RUUTU, JARKKO | | | 1 | 2 | 08:57 | 14 | 00:38 | 00:00 | 00:36 | 08:21 | 2 | | 1 | 4 | | | | | | | | | | | | | | | | | |
| 38 | L | TAFFE, JEFF | 1 | +1 | | | 09:58 | 14 | 00:42 | 01:14 | 00:00 | 08:44 | | 1 | | 1 | | | 1 | 1 | 0 | 100 | | | | | | | | | | | |
| 39 | L | MINARD, CHRISTOPHER | | | | | 00:36 | 1 | 00:36 | 00:00 | 00:00 | 00:36 | | | | | | | | | | | | | | | | | | | | | |
| 44 | D | ORPIK, BROOKS | | +1 | 2 | 4 | 18:32 | 19 | 00:58 | 00:00 | 03:53 | 14:39 | | | | | | 8 | | 2 | | | | | | | | | | | | | |
| 48 | C | KENNEDY, TYLER | | +1 | | | 12:03 | 16 | 00:45 | 02:17 | 00:00 | 09:46 | | | 2 | | | | | | | | | | | | | | | | | | |
| 55 | D | GONCHAR, SERGEI | 1 | +3 | | | 28:09 | 26 | 01:04 | 07:42 | 05:28 | 14:59 | 2 | 3 | 2 | 1 | 2 | 1 | 2 | | | | | | | | | | | | | | |
| 58 | D | LETANG, KRISTOPHER | | +1 | | | 19:49 | 25 | 00:47 | 01:37 | 03:14 | 14:58 | 1 | 3 | | 3 | 2 | | 2 | | | | | | | | | | | | | | |
| 71 | C | MALKIN, EVGENI | 3 | +3 | | | 23:18 | 27 | 00:51 | 07:48 | 02:03 | 13:27 | 5 | 3 | 1 | | 1 | 1 | | 4 | 11 | 27 | | | | | | | | | | | |
| 87 | C | CROSBY, SIDNEY | 2 | +2 | | | 19:37 | 20 | 00:58 | 07:08 | 00:00 | 12:29 | 6 | | 1 | 1 | | | 1 | 5 | 11 | 31 | | | | | | | | | | | |
| 29 | G | ELEURY, MARC-ANDRE | | | | | | | | | | | | | | | | | | | | | | | | | | | | | | | |
| 35 | G | CONKLIN, TY | | | | | | | | | | | | | | | 3 | | | | | | | | | | | | | | | | |
| TEAM PENALTY | | | | | | | | | | | | | | | | | | | | | | | | | | | | | | | | | |
| TEAM TOTALS | | | | | | | | | | | | 4 | 5 | 9 | +20 | 7 | 14 | | | | | | | 26 | 15 | 10 | 29 | 11 | 5 | 16 | 22 | 39 | 36 |

| WASHINGTON CAPITALS | | | | | | | | | | | | PITTSBURGH PENGUINS | | | | | | | | | | | | | | | | | | | | | |
|---------------------|---|---------------------|---|----|----|-----|-------|-----|-------|-------|-------|---------------------|----|-----|-----|----|----|----|----|----|----|-----|---|----|----|----|----|---|----|----|----|----|----|
| G | A | P | + | - | PN | PIM | TOT | SHF | AVG | PP | SH | EV | S | A/B | MS | HT | GV | TK | BS | FW | FL | F% | | | | | | | | | | | |
| 3 | D | POTI, TOM | | -2 | | | 18:45 | 28 | 00:40 | 01:32 | 05:01 | 12:12 | | | | | 1 | 1 | | 1 | | | | | | | | | | | | | |
| 4 | D | ERSKINE, JOHN | | | | | 13:38 | 21 | 00:38 | 00:00 | 03:35 | 10:03 | | | | | 2 | | 2 | 3 | | | | | | | | | | | | | |
| 8 | L | OVECHKIN, ALEXANDER | 2 | -2 | | | 25:22 | 20 | 01:16 | 09:54 | 00:23 | 15:05 | 10 | 2 | 5 | 2 | | | 2 | 1 | 0 | 100 | | | | | | | | | | | |
| 10 | R | BRADLEY, MATT | | -1 | | | 10:44 | 16 | 00:40 | 00:00 | 03:28 | 07:16 | 1 | 3 | | 1 | 1 | 1 | | | | | | | | | | | | | | | |
| 14 | R | FEHR, ERIC | | | | | 10:25 | 13 | 00:48 | 01:33 | 00:00 | 08:52 | 4 | 1 | 1 | | | | 1 | | 0 | 1 | 0 | | | | | | | | | | |
| 15 | C | GORDON, BOYD | | -1 | | | 16:38 | 25 | 00:39 | 00:00 | 04:44 | 11:54 | 2 | 1 | 1 | 1 | | | | 9 | 5 | 64 | | | | | | | | | | | |
| 19 | C | BACKSTROM, NICKLAS | | -1 | | | 21:05 | 19 | 01:06 | 08:54 | 00:00 | 12:11 | 4 | 1 | 2 | | | 1 | 1 | 7 | 4 | 64 | | | | | | | | | | | |
| 21 | C | LAICH, BROOKS | 1 | -3 | | | 16:20 | 23 | 00:42 | 05:00 | 04:51 | 06:29 | 3 | | | | | | | 5 | 7 | 42 | | | | | | | | | | | |
| 23 | D | JURCINA, MILAN | | | | | 12:06 | 19 | 00:38 | 00:00 | 02:04 | 10:02 | | 1 | 1 | 6 | 2 | | | | | | | | | | | | | | | | |
| 24 | L | COOKE, MATT | | | | | 10:18 | 15 | 00:41 | 00:00 | 00:00 | 10:18 | 1 | 1 | 2 | 6 | | 1 | | 0 | 1 | 0 | | | | | | | | | | | |
| 25 | C | KOZLOV, VIKTOR | | -1 | | | 18:06 | 22 | 00:49 | 02:08 | 00:22 | 15:36 | 5 | | 2 | 2 | | 1 | 2 | | | | | | | | | | | | | | |
| 26 | D | MORRISONN, SHAONE | | -2 | 1 | 2 | 22:08 | 24 | 00:55 | 00:00 | 04:32 | 17:36 | | 1 | | | | | | | | | | | | | | | | | | | |
| 28 | L | SEMIN, ALEXANDER | 1 | -1 | 1 | 2 | 18:41 | 19 | 00:59 | 08:19 | 00:00 | 10:22 | 3 | 3 | 3 | | | | 1 | 3 | | | | | | | | | | | | | |
| 52 | D | GREEN, MIKE | | -3 | 1 | 2 | 26:17 | 26 | 01:00 | 07:15 | 00:00 | 19:02 | 2 | 1 | | | 2 | 1 | | | | | | | | | | | | | | | |
| 53 | L | LAING, QUINTIN | | | 1 | 2 | 09:23 | 17 | 00:33 | 00:00 | 01:59 | 07:24 | 1 | | | | 1 | 1 | | | | | | | | | | | | | | | |
| 55 | D | SCHULTZ, JEFF | | -1 | | | 15:38 | 26 | 00:36 | 00:14 | 03:44 | 11:40 | | | 1 | | | | | | | | | | | | | | | | | | |
| 87 | L | BRASHEAR, DONALD | | -1 | | | 04:14 | 6 | 00:42 | 00:00 | 00:00 | 04:14 | | | | | 1 | | | 2 | | | | | | | | | | | | | |
| 91 | C | FEDOROV, SERGEI | 1 | -2 | 1 | 2 | 20:21 | 25 | 00:48 | 07:26 | 03:09 | 09:46 | 2 | 1 | 1 | | 1 | | 1 | 17 | 4 | 81 | | | | | | | | | | | |
| 37 | G | KOLZIG, OLAF | | | | | | | | | | | | | | | | | | | | | | | | | | | | | | | |
| 38 | G | HUET, CRISTOBAL | | | | | | | | | | | | | | | | 1 | | | | | | | | | | | | | | | |
| TEAM TOTALS | | | | | | | | | | | | 2 | 4 | 6 | -21 | 5 | 10 | | | | | | | 38 | 16 | 19 | 23 | 9 | 11 | 15 | 39 | 22 | 64 |

G=Goals A=Assists P=Points +/-=Plus/Minus PN=Number of Penalties PIM=Penalty Minutes TOI=Time On Ice SHF=# of Shifts AVG=Average Time/Shift S=Shots on Goal A/B=Attempts Blocked MS=Missed Shots HT=Hits Given GV=Giveaways TK=Takeaways BS=Blocked Shots FW=Faceoffs Won FL=Faceoffs Lost F%=Faceoff Win Percentage PP=Power Play SH=Short Handed EV=Even Strength OT=Overtime TOT=Total

VISITOR

HOME

Game Summary



3



7



Game
Wednesday, March 12, 2008
Attendance 17,132 at Mellon Arena
Start 7:37 EDT; End 10:15 EDT
Game 1059
Final

BUFFALO SABRES
Game 71 Away Game 36

PITTSBURGH PENGUINS
Game 71 Home Game 35

SCORING SUMMARY

| G | Per | Time | Str | Team | Goal | Scorer | Assist | Assist | BUF on Ice | PIT on Ice |
|----|-----|-------|-----|------|------|---------------|------------------|---------------------|-----------------------|------------------------|
| 1 | 1 | 3:36 | EV | PIT | 48 | T.KENNEDY(9) | 9 P.DUPOUIS(7) | | 4, 28, 29, 30, 44, 55 | 2, 9, 11, 35, 48, 58 |
| 2 | 2 | 6:35 | EV | PIT | 38 | J.TAFFE(5) | 5 D.SYDOR(9) | 58 K.LETANG(10) | 5, 10, 21, 22, 30 | 5, 35, 38, 48, 58 |
| 3 | 2 | 18:08 | PP | PIT | 55 | S.GONCHAR(11) | 19 R.WHITNEY(23) | 17 P.SYKORA(31) | 5, 10, 29, 30, 55 | 12, 17, 19, 35, 55, 71 |
| 4 | 3 | 0:56 | PP | PIT | 17 | P.SYKORA(23) | 12 R.MALONE(19) | 55 S.GONCHAR(46) | 5, 9, 10, 20, 30 | 12, 17, 19, 35, 55, 71 |
| 5 | 3 | 3:02 | EV | BUF | 55 | J.HECHT(18) | 34 M.WEBER(1) | 61 M.AFINOGENOV(16) | 5, 29, 30, 34, 55, 61 | 11, 35, 37, 44, 48, 55 |
| 6 | 3 | 5:11 | SH | BUF | 20 | D.PAILLE(15) | 9 D.ROY(35) | 10 H.TALLINDER(13) | 5, 9, 10, 20, 30 | 12, 17, 19, 35, 55, 71 |
| 7 | 3 | 8:56 | PP | PIT | 71 | E.MALKIN(39) | 5 D.SYDOR(10) | 48 T.KENNEDY(7) | 5, 28, 29, 30, 34 | 5, 9, 35, 48, 58, 71 |
| 8 | 3 | 10:03 | EV | PIT | 39 | C.MINARD(1) | 11 J.STAAL(15) | 33 R.STONE(1) | 4, 21, 22, 30, 36, 44 | 5, 11, 19, 33, 35, 39 |
| 9 | 3 | 10:49 | EV | BUF | 20 | D.PAILLE(16) | 56 S.BERNIER(14) | | 9, 10, 20, 34, 35, 56 | 5, 12, 17, 19, 35, 71 |
| 10 | 3 | 13:23 | EV | PIT | 58 | K.LETANG(6) | 48 T.KENNEDY(8) | 9 P.DUPOUIS(8) | 4, 22, 29, 35, 44, 55 | 2, 9, 11, 35, 48, 58 |

BUFFALO SABRES

PITTSBURGH PENGUINS

PENALTY SUMMARY

| # | Per | Time | Player | PIM | Penalty |
|---|-----|-------|-----------------|-----|-----------|
| 1 | 1 | 13:32 | 21 D.STAFFORD | 2 | Roughing |
| 2 | 2 | 6:26 | 61 M.AFINOGENOV | 2 | Hooking |
| 3 | 2 | 17:24 | 26 T.VANEK | 2 | Tipping |
| 4 | 3 | 0:13 | 4 N.PRATT | 2 | Boarding |
| 5 | 3 | 4:36 | 55 J.HECHT | 2 | Roughing |
| 6 | 3 | 7:47 | 10 H.TALLINDER | 2 | Hooking |
| | | | | | TOT: 6-12 |

| # | Per | Time | Player | PIM | Penalty |
|---|-----|-------|--------------|-----|-----------------|
| 1 | 1 | 6:16 | 36 C.JAMES | 2 | Tipping |
| 2 | 1 | 15:51 | 17 P.SYKORA | 2 | Holding |
| 3 | 2 | 2:34 | 27 G.LARAQUE | 5 | Elbowing (maj) |
| 4 | 2 | 2:34 | 27 G.LARAQUE | 10 | Game misconduct |
| | | | | | TOT: 4-19 |

BY PERIOD

| Per | Goals | Shots | PN | PIM | Per | Goals | Shots | PN | PIM |
|-----|-------|-------|----|-----|-----|-------|-------|----|-----|
| 1 | 0 | 9 | 1 | 2 | 1 | 1 | 7 | 2 | 4 |
| 2 | 0 | 10 | 2 | 4 | 2 | 2 | 14 | 2 | 15 |
| 3 | 3 | 13 | 3 | 6 | 3 | 4 | 15 | 0 | 0 |
| TOT | 3 | 32 | 6 | 12 | TOT | 7 | 36 | 4 | 19 |

POWERPLAYS (Goals-Opp. / Power Play Time)

| 5v4 | 5v3 | 4v3 | TOT | 5v4 | 5v3 | 4v3 | TOT |
|-----------|-----|-----|-----------|-----------|-----|-----|-----------|
| 0-3/07:52 | | | 0-3/07:52 | 3-6/07:28 | | | 3-6/07:28 |

EVEN STRENGTH (Goals-Occurrences / Time)

| 5v5 | 4v4 | 3v3 | TOT | 5v5 | 4v4 | 3v3 | TOT |
|-----------|-----------|-----|------------|-----------|-----------|-----|------------|
| 2-9/43:32 | 0-1/01:08 | | 2-10/44:40 | 3-9/43:32 | 1-1/01:08 | | 4-10/44:40 |

GOALTENDER SUMMARY

| BUFFALO SABRES | | TOI | | | | GOALS:SHOTS:AGAINST | | | |
|----------------|--------------------|-------|-------|-------|-------|---------------------|------|------|------|
| | | EV | PP | SH | TOT | 1 | 2 | 3 | TOT |
| 30 | G MILLER, RYAN (L) | 34:39 | 07:52 | 07:28 | 49:59 | 1-7 | 2-14 | 3-11 | 6-32 |
| 35 | G THIBAUT, JOCELYN | 09:57 | 00:00 | 00:00 | 09:57 | | | 1-4 | 1-4 |
| EMPTY NET | | 00:04 | 00:00 | 00:00 | 00:04 | | | | |
| TEAM TOTALS | | 44:40 | 07:52 | 07:28 | 60:00 | 1-7 | 2-14 | 4-15 | 7-36 |

| PITTSBURGH PENGUINS | | TOI | | | | GOALS:SHOTS:AGAINST | | | |
|---------------------|----------------------|-------|-------|-------|-------|---------------------|------|------|------|
| | | EV | PP | SH | TOT | 1 | 2 | 3 | TOT |
| 29 | G FLEURY, MARC-ANDRE | 44:40 | 07:28 | 07:52 | 60:00 | 0-9 | 0-10 | 3-13 | 3-32 |
| 35 | G CONKLIN, TY (W) | | | | | | | | |
| TEAM TOTALS | | 44:40 | 07:28 | 07:52 | 60:00 | 0-9 | 0-10 | 3-13 | 3-32 |

OFFICIALS

Referee: #27 Eric Furlatt
#38 Francois StLaurent
Standby:
Linesman: #59 Steve Barton
#67 Pierre Champoux
Standby:

3 STARS Picked By: Mellon Arena Media

| Team | Pos | Player |
|--------|-----|--------------|
| 1. PIT | D | 55 S.GONCHAR |
| 2. PIT | C | 48 T.KENNEDY |
| 3. PIT | D | 5 D.SYDOR |

9 11 48 2 58
12 71 17 44 55
37 38 36 5 19
33 39 27

VISITOR

HOME

Event Summary



3



Game
Wednesday, March 12, 2008
Attendance 17,132 at Mellon Arena
Start 7:37 EDT ; End 10:15 EDT
Game 1059
Final



7



BUFFALO SABRES
Game 71 Away Game 36

PITTSBURGH PENGUINS
Game 71 Home Game 35

SHOTS SUMMARY (Goals-Shots On Goal)

| EV | PP | SH | TOT |
|------|-----|-----|------|
| 2-27 | 0-3 | 1-2 | 3-32 |
| 5v5 | 5v4 | 5v3 | 4v5 |
| 2-26 | 0-3 | 1-2 | 0-1 |
| 4v4 | 4v3 | 3v5 | 3v4 |
| | | | 3v3 |

| EV | PP | SH | TOT |
|------|-----|-----|------|
| 4-28 | 3-8 | | 7-36 |
| 5v5 | 5v4 | 5v3 | 4v5 |
| 3-26 | 3-8 | | 1-2 |
| 4v4 | 4v3 | 3v5 | 3v4 |
| | | | 3v3 |

FACE-OFF SUMMARY (Face-offs Won-Face-offs Total / Percentage)

| EV | PP | SH | TOT |
|-----------|---------|----------|-----------|
| 33-56/59% | 3-9/60% | 6-11/65% | 42-72/58% |

| EV | PP | SH | TOT |
|-----------|----------|---------|-----------|
| 23-56/41% | 5-11/45% | 2-5/40% | 30-72/42% |

TEAM SUMMARY

| BUFFALO SABRES | | G | A | P | + | - | PN | PIM | TOT | SHF | AVG | PP | SH | EV | S | A/B | MS | HT | GV | TK | BS | FW | FL | F% | |
|----------------|---------------------|---|---|---|----|----|----|-----|-------|-----|-------|-------|-------|-------|----|-----|----|----|----|----|----|----|----|----|-----|
| 4 | D PRATT, NOLAN | | | | | -3 | 1 | 2 | 21:11 | 24 | 00:52 | 00:00 | 04:06 | 17:05 | 1 | | 1 | 1 | 1 | | | 2 | | | |
| 15 | D LYDMAN, TONI | | | | | | | | 24:41 | 26 | 00:56 | 04:48 | 03:22 | 16:31 | 1 | | 1 | 1 | 2 | | | | | | |
| 9 | C ROY, DEREK | | 1 | 1 | +2 | | | | 25:34 | 25 | 01:01 | 05:04 | 03:50 | 16:40 | 3 | 1 | 2 | | | | | 1 | 10 | 7 | 59 |
| 10 | D FALLINDER, HENRIK | | 1 | 1 | | | 1 | 2 | 20:38 | 23 | 00:53 | 04:41 | 03:11 | 15:46 | 1 | | | | | 2 | | | | | |
| 12 | R KOTALIK, ALES | | | | | | | | 12:30 | 20 | 00:37 | 03:00 | 00:02 | 09:28 | 2 | 3 | | | | | | | 7 | 6 | 54 |
| 20 | L PAULLE, DANIEL | | 2 | 2 | +2 | | | | 11:37 | 16 | 00:43 | 00:00 | 02:58 | 08:39 | 3 | 2 | | | | | | | | | |
| 21 | R STAFFORD, DREW | | | | | -2 | 1 | 2 | 13:30 | 18 | 00:45 | 01:46 | 00:00 | 11:44 | 2 | | | 4 | 1 | | | | | | |
| 22 | C MAIR, ADAM | | | | | | 3 | | 06:38 | 12 | 00:33 | 00:00 | 00:00 | 06:38 | 1 | | | 2 | | | | | 2 | 5 | 29 |
| 26 | L VANEK, THOMAS | | | | | | | 1 | 16:19 | 16 | 01:01 | 04:48 | 00:00 | 11:31 | 1 | | 1 | 1 | 1 | | | | | | |
| 28 | C GAUSTAD, PAUL | | | | | | | | 17:52 | 25 | 00:42 | 01:46 | 01:36 | 14:30 | 1 | | | | | | | | | | |
| 29 | R POMINVILLE, JASON | | | | | -1 | | | 22:44 | 28 | 00:48 | 04:25 | 04:28 | 13:51 | 3 | | 1 | | | | | | | | |
| 34 | D WEBER, MIKE | | 1 | 1 | +2 | | | | 16:57 | 21 | 00:49 | 00:00 | 00:11 | 16:46 | 1 | | | | | | | | | | |
| 36 | R KALETA, PATRICK | | | | | -1 | | | 04:02 | 7 | 00:34 | 00:00 | 00:00 | 04:02 | 1 | | | | | | | | | | |
| 38 | D PAETSCH, NATHAN | | | | | | | | 06:26 | 7 | 00:55 | 01:46 | 00:00 | 04:40 | 1 | | | | | | | | | | |
| 44 | D SEKERA, ANDREJ | | | | | -3 | | | 23:53 | 29 | 00:49 | 01:18 | 04:06 | 18:29 | 1 | 2 | 2 | | | | | | | | |
| 55 | C HECHT, JOCHEN | | 1 | 1 | +1 | | | 2 | 19:45 | 27 | 00:43 | 04:08 | 02:02 | 13:35 | 5 | 1 | 2 | 2 | | | | | | | |
| 56 | R BERNIER, STEVE | | 1 | 1 | +1 | | | | 11:17 | 16 | 00:42 | 01:18 | 00:00 | 09:59 | 4 | | | | | | | | 1 | 0 | 100 |
| 61 | R ARINOGENOV, MAXIM | | 1 | 1 | +1 | | | 2 | 15:54 | 19 | 00:50 | 03:32 | 00:00 | 12:22 | 3 | 2 | 1 | | | | | | | | |
| 30 | G MILLER, RYAN | | | | | | | | | | | | | | | | | | | | | | | | |
| 35 | G THIBAUT, JOCELYN | | | | | | | | | | | | | | | | | | | | | | | | |
| TEAM TOTALS | | 3 | 5 | 8 | -5 | 6 | | 12 | | | | | | | 32 | 14 | 17 | 24 | 8 | 1 | 8 | 42 | 30 | 58 | |

| PITTSBURGH PENGUINS | | G | A | P | + | - | PN | PIM | TOT | SHF | AVG | PP | SH | EV | S | A/B | MS | HT | GV | TK | BS | FW | FL | F% | |
|---------------------|-----------------------|---|----|----|----|----|----|-----|-------|-----|-------|-------|-------|-------|----|-----|----|----|----|----|----|----|----|----|----|
| 2 | D GILL, HAL | | | | | +2 | | | 19:07 | 24 | 00:47 | 00:16 | 03:25 | 15:26 | | | 1 | 1 | | | | | | | |
| 5 | D SYDOR, DARRYL | | 2 | 2 | | | | | 16:12 | 22 | 00:44 | 02:36 | 01:04 | 12:32 | | | | 2 | | | | | | | |
| 9 | L DUPUIS, PASCAL | | 2 | 2 | +2 | | | | 18:25 | 27 | 00:40 | 02:25 | 02:50 | 13:10 | 5 | 1 | | | | 1 | 2 | | 0 | 1 | 0 |
| 11 | C STALE, JORDAN | | 1 | 1 | +2 | | | | 22:28 | 30 | 00:44 | 01:37 | 03:37 | 17:14 | 5 | 1 | | | | | | | | | |
| 12 | L MALONE, RYAN | | 1 | 1 | -2 | | | | 21:37 | 28 | 00:46 | 04:51 | 03:56 | 12:50 | 4 | 2 | | | | | | | | | |
| 17 | R SYKORA, PETR | | 1 | 1 | -2 | | 1 | 2 | 17:20 | 24 | 00:43 | 04:51 | 00:00 | 12:29 | 2 | | | 4 | | | | | | | |
| 19 | D WHITNEY, RYAN | | 1 | 1 | -1 | | | | 18:52 | 23 | 00:49 | 04:51 | 01:19 | 12:42 | | | | | | | | | | | |
| 27 | R LARAQUE, GEORGES | | | | | | 2 | 15 | 03:58 | 6 | 00:39 | 00:12 | 00:00 | 03:46 | | | | | | | | | | | |
| 33 | C STONE, RYAN | | 1 | 1 | +1 | | | | 07:24 | 13 | 00:34 | 00:04 | 00:00 | 07:20 | | | | | | | | | | | |
| 36 | L JAMES, CONNOR | | | | | | | | 09:31 | 17 | 00:36 | 00:00 | 00:00 | 09:31 | 1 | | | | | | | | | | |
| 37 | L RUUTU, JARKKO | | | | | -1 | | | 13:50 | 21 | 00:39 | 00:12 | 02:35 | 11:03 | 2 | 1 | 1 | 1 | | | | | | | |
| 38 | D TAFEE, JEFF | | 1 | 1 | | | | | 14:14 | 24 | 00:35 | 01:37 | 00:00 | 12:37 | 3 | 1 | | | | | | | | | |
| 39 | L MINARD, CHRISTOPHER | | 1 | 1 | +1 | | | | 03:17 | 5 | 00:39 | 00:00 | 00:00 | 03:17 | 1 | | | | | | | | | | |
| 44 | D ORPIK, BROOKS | | | | | | | | 19:11 | 23 | 00:50 | 00:00 | 03:08 | 16:03 | 2 | 1 | | | 2 | | | | | | |
| 48 | C KENNEDY, TYLER | | 1 | 2 | 3 | +2 | | | 15:57 | 23 | 00:41 | 02:21 | 00:00 | 13:36 | 1 | | | | | | | | | | |
| 55 | D CONGAR, SERGEI | | 1 | 1 | 2 | -2 | | | 23:31 | 27 | 00:52 | 04:36 | 02:41 | 16:14 | 5 | 1 | | | | | | | | | |
| 58 | D LETANG, KRISTOPHER | | 1 | 1 | 2 | +3 | | | 23:07 | 27 | 00:51 | 02:37 | 04:07 | 16:23 | 3 | | | | 1 | 2 | | | | | |
| 71 | C MALKIN, EVGENI | | 1 | 1 | -2 | | | | 22:59 | 30 | 00:45 | 04:14 | 02:46 | 15:59 | 2 | | | | | | | | | | |
| 29 | G FLEURY, MARC-ANDRE | | | | | | | | | | | | | | | | | | | | | | 8 | 15 | 35 |
| 35 | G CONKLIN, TY | | | | | | | | | | | | | | | | | | | | | | | | |
| TEAM TOTALS | | 7 | 13 | 20 | +4 | 4 | | 19 | | | | | | | 36 | 8 | 12 | 19 | 2 | 9 | 14 | 30 | 42 | 42 | |

G=Goals A=Assists P=Points +/-Plus/Minus PN=Number of Penalties PIM=Penalty Minutes TOI=Time On Ice SHF=# of Shifts AVG=Average Time/Shift S=Shots on Goal A/B=Attempts Blocked MS=Missed Shots HT=Hits Given GV=Giveaways TK=Takeaways BS=Blocked Shots FW=Faceoffs Won FL=Faceoffs Lost F%=Faceoff Win Percentage PP=Power Play SH=Short Handed EV=Even Strength OT=Overtime TOT=Total

VISITOR

HOME

Game Summary



Game
Sunday, March 16, 2008
Attendance 17,132 at Mellon Arena
Start 12:05 EDT ; End 2:39 EDT
Game 1086
Final

PHILADELPHIA FLYERS
Game 73 Away Game 37

PITTSBURGH PENGUINS
Game 72 Home Game 36

SCORING SUMMARY

| G | Per | Time | Str | Team | Goal Scorer | Assist | Assist | PHI on Ice | PIT on Ice |
|---|-----|-------|-----|------|------------------|------------------|-----------------|------------------------|------------------------|
| 1 | 1 | 4:33 | EV | PIT | 71 E.MALKIN(40) | 17 P.SYKORA(32) | 71 E.MALKIN(55) | 17, 21, 22, 25, 43, 77 | 5, 12, 17, 19, 29, 71 |
| 2 | 1 | 8:38 | EV | PIT | 17 P.SYKORA(24) | 9 P.DUPOUIS(9) | 71 E.MALKIN(55) | 20, 28, 40, 43, 48, 77 | 5, 9, 17, 19, 29, 71 |
| 3 | 2 | 4:15 | EV | PIT | 48 T.KENNEDY(10) | 25 M.TALBOT(13) | 2 H.GILL(20) | 15, 18, 19, 26, 28, 43 | 2, 25, 29, 37, 48, 58 |
| 4 | 2 | 12:43 | EV | PHI | 22 M.KNUBLE(27) | 25 P.THORESEN(3) | | 17, 22, 25, 26, 28, 30 | 12, 17, 29, 44, 55, 71 |
| 5 | 2 | 14:54 | EV | PIT | 71 E.MALKIN(41) | 17 P.SYKORA(33) | 12 R.MALONE(20) | 5, 17, 22, 25, 30, 44 | 2, 12, 17, 29, 58, 71 |
| 6 | 2 | 15:25 | EV | PIT | 18 M.HOSSA(27) | 55 S.GONCHAR(47) | 9 P.DUPOUIS(10) | 15, 18, 19, 26, 28, 30 | 9, 11, 18, 29, 44, 55 |
| 7 | 3 | 9:00 | EV | PIT | 17 P.SYKORA(25) | 71 E.MALKIN(56) | 12 R.MALONE(21) | 15, 18, 26, 28, 30, 32 | 12, 17, 29, 44, 55, 71 |
| 8 | 3 | 15:38 | EV | PIT | 2 H.GILL(3) | 9 P.DUPOUIS(11) | 18 M.HOSSA(31) | 24, 26, 28, 30, 32, 34 | 2, 9, 11, 18, 29, 58 |

PHILADELPHIA FLYERS

PITTSBURGH PENGUINS

PENALTY SUMMARY

| # | Per | Time | Player | PIM | Penalty | # | Per | Time | Player | PIM | Penalty |
|----------|-----|-------|---------------|-----|---------------------|----------|-----|-------|--------------|-----|--------------------------|
| 1 | 1 | 10:39 | 32 R.ROOTE | 5 | Fighting (maj) | 1 | 1 | 0:52 | TEAM | 2 | Too many men/ice - bench |
| 2 | 2 | 9:21 | 25 P.THORESEN | 2 | Roughing | 2 | 1 | 4:42 | 19 R.WHITNEY | 2 | Roughing |
| 3 | 2 | 16:55 | 5 B.COBURN | 2 | Interference | 3 | 1 | 10:39 | 12 R.MALONE | 5 | Fighting (maj) |
| 4 | 3 | 2:52 | 25 P.THORESEN | 2 | Tripping | 4 | 1 | 19:17 | 17 P.SYKORA | 2 | Hi-sticking |
| 5 | 3 | 11:44 | 18 M.RICHARDS | 2 | Charging | 5 | 3 | 11:44 | 39 C.MINARD | 10 | Misconduct (10 min) |
| 6 | 3 | 11:44 | 18 M.RICHARDS | 10 | Misconduct (10 min) | | | | | | |
| 7 | 3 | 17:13 | 19 S.HARTNELL | 2 | Roughing | | | | | | |
| TOT 7:25 | | | | | | TOT 5:24 | | | | | |

BY PERIOD

| Per | Goals | Shots | PN | PIM | Per | Goals | Shots | PN | PIM |
|-----|-------|-------|----|-----|-----|-------|-------|----|-----|
| 1 | 0 | 6 | 1 | 5 | 1 | 2 | 4 | 4 | 11 |
| 2 | 1 | 9 | 2 | 4 | 2 | 3 | 16 | 0 | 0 |
| 3 | 0 | 10 | 4 | 16 | 3 | 2 | 16 | 1 | 10 |
| TOT | 1 | 25 | 7 | 25 | TOT | 7 | 36 | 5 | 21 |

POWERPLAYS (Goals-Opp. / Power Play Time)

| 5v4 | 5v3 | 4v3 | TOT | 5v4 | 5v3 | 4v3 | TOT |
|-----------|-----|-----|-----------|-----------|-----|-----|-----------|
| 0-3/06:00 | | | 0-3/06:00 | 0-5/10:00 | | | 0-5/10:00 |

EVEN STRENGTH (Goals-Occurrences / Time)

| 5v5 | 4v4 | 3v3 | TOT | 5v5 | 4v4 | 3v3 | TOT |
|-----------|-----|-----|-----------|-----------|-----|-----|-----------|
| 1-9/44:00 | | | 1-9/44:00 | 7-9/44:00 | | | 7-9/44:00 |

GOALTENDER SUMMARY

| PHILADELPHIA FLYERS | | TOT | | | | GOALS SHOTS AGAINST | | | |
|-------------------------|-------|-------|-------|-------|-------|---------------------|------|------|------|
| | EV | PP | SH | TOT | 1 | 2 | 3 | TOT | |
| 30 G NIITTYMAKI, ANTERO | 25:45 | 00:00 | 10:00 | 35:45 | | 2-12 | 2-16 | 4-28 | |
| 43 G BIRON, MARTIN (L) | 18:15 | 06:00 | 00:00 | 24:15 | 2-4 | 1-4 | | 3-8 | |
| TEAM TOTALS | | 44:00 | 06:00 | 10:00 | 60:00 | 2-4 | 3-16 | 2-16 | 7-36 |

| PITTSBURGH PENGUINS | | TOT | | | | GOALS SHOTS AGAINST | | | |
|-----------------------------|-------|-------|-------|-------|-------|---------------------|------|------|------|
| | EV | PP | SH | TOT | 1 | 2 | 3 | TOT | |
| 29 G FLEURY, MARC-ANDRE (W) | 44:00 | 10:00 | 06:00 | 60:00 | 0-6 | 1-9 | 0-10 | 1-25 | |
| 35 G CONKLIN, TY | | | | | | | | | |
| TEAM TOTALS | | 44:00 | 10:00 | 06:00 | 60:00 | 0-6 | 1-9 | 0-10 | 1-25 |

OFFICIALS

Referee: #33 Kevin Pollock
#45 Justin StPierre
Standby:
Linesman: #67 Pierre Champoux
#65 Pierre Racicot
Standby:

3 STARS Picked By: Mellon Arena Media

| | Team | Pos | Player |
|----|------|-----|-------------|
| 1. | PIT | C | 71 E.MALKIN |
| 2. | PIT | R | 17 P.SYKORA |
| 3. | PIT | L | 9 P.DUPOUIS |

9 11 18 44 ST
37 25 48 5 19
38 39 36 2 58
12 71 17

VISITOR

HOME

Event Summary



1



Game
Sunday, March 16, 2008
Attendance 17,132 at Mellon Arena
Start 12:05 EDT ; End 2:39 EDT
Game 1086
Final



7



PHILADELPHIA FLYERS
Game 73 Away Game 37

PITTSBURGH PENGUINS
Game 72 Home Game 36

SHOTS SUMMARY (Goals-Shots On Goal)

| PHILADELPHIA FLYERS | | | | | | | | | PITTSBURGH PENGUINS | | | | | | | | | | |
|---------------------|-----|-----|-----|-----|-----|-----|------|-----|---------------------|------|-----|-----|-----|------|-----|-----|-----|--|--|
| EV | PP | | | SH | | | TOT | | | EV | PP | | | SH | | | TOT | | |
| 1-18 | 0-5 | | | 0-2 | | | 1-25 | | | 7-30 | 0-6 | | | 7-36 | | | | | |
| 5v5 | 5v4 | 5v3 | 4v5 | 4v4 | 4v3 | 3v5 | 3v4 | 3v3 | 5v5 | 5v4 | 5v3 | 4v5 | 4v4 | 4v3 | 3v5 | 3v4 | 3v3 | | |
| 1-18 | 0-5 | | | 0-2 | | | 1-25 | | | 7-30 | 0-6 | | | 7-36 | | | | | |

FACE-OFF SUMMARY (Face-offs Won-Face-offs Total / Percentage)

| PHILADELPHIA FLYERS | | | | PITTSBURGH PENGUINS | | | |
|---------------------|---------|----------|-----------|---------------------|----------|---------|-----------|
| EV | PP | SH | TOT | EV | PP | SH | TOT |
| 26-45/58% | 2-8/25% | 7-12/58% | 35-65/54% | 19-45/42% | 5-12/42% | 6-8/75% | 30-65/46% |

TEAM SUMMARY

| PHILADELPHIA FLYERS | | | | | | | | | | PITTSBURGH PENGUINS | | | | | | | | | | | | | | | | | | | | | |
|---------------------|---|-------------------|---|----|----|-----|-------|-----|-------|---------------------|-------|-------|-----|-----|----|----|----|----|----|----|----|----|-----|----|----|---|---|----|----|----|----|
| G | A | P | + | - | PN | PIM | TOT | SHF | AVG | PP | SH | EV | S | A/B | MS | HT | GV | TK | BS | FW | FL | F% | | | | | | | | | |
| 5 | D | COBURN, BRAYDON | | -1 | 1 | 2 | 20:33 | 34 | 00:36 | 03:01 | 04:11 | 13:21 | 2 | | | | | | | | | | | | | | | | | | |
| 16 | R | LUPUL, JOFFREY | | -3 | | | 18:17 | 24 | 00:45 | 02:46 | 02:59 | 12:32 | 5 | 4 | 3 | 2 | 1 | | | | | | | | | | | | | | |
| 17 | C | CARTER, JEFF | | -1 | | | 20:19 | 28 | 00:43 | 02:40 | 04:24 | 13:15 | 1 | 1 | 3 | 2 | | | | | 11 | 12 | 48 | | | | | | | | |
| 18 | C | RICHARDS, MIKE | | -3 | 2 | 12 | 16:33 | 20 | 00:49 | 02:34 | 02:25 | 11:04 | 2 | 1 | 1 | 5 | | | | 1 | 9 | 6 | 60 | | | | | | | | |
| 19 | L | HARTNELL, SCOTT | | -2 | 1 | 2 | 15:48 | 21 | 00:45 | 03:03 | 00:00 | 12:45 | 3 | 1 | 2 | 4 | | | | | 2 | 0 | 100 | | | | | | | | |
| 20 | C | LUMBERGER, R.J. | | -1 | | | 07:28 | 10 | 00:44 | 01:25 | 00:00 | 06:03 | | | | | | | | | | | | | | | | | | | |
| 21 | D | SMITH, JASON | | -1 | | | 19:05 | 29 | 00:39 | 00:03 | 03:29 | 15:33 | 1 | 1 | | 5 | | | | 1 | | | | | | | | | | | |
| 22 | R | KNUBLE, MICHAEL | 1 | | 1 | | 15:19 | 24 | 00:38 | 02:47 | 02:38 | 09:54 | 2 | | | | | | | | | | | | | | | | | | |
| 24 | R | KAPANEN, SAMI | | -1 | | | 15:41 | 24 | 00:39 | 00:10 | 02:55 | 12:36 | 1 | 1 | 1 | | | | | 1 | | | | | | | | | | | |
| 25 | L | THORESEN, PATRICK | | -1 | 2 | 4 | 17:57 | 26 | 00:41 | 00:10 | 02:10 | 15:37 | 1 | 2 | 1 | 1 | | | | | | | | | | | | | | | |
| 26 | D | MODRY, JAROSLAV | | -3 | | | 21:42 | 33 | 00:39 | 02:47 | 03:05 | 15:50 | | | | | | | | | | | | | | | | | | | |
| 28 | D | KUKKONEN, LASSE | | -4 | | | 17:53 | 29 | 00:37 | 00:02 | 03:11 | 14:40 | 2 | | | | | | | 3 | | | | | | | | | | | |
| 32 | L | COTE, RILEY | | -2 | 1 | 5 | 05:30 | 8 | 00:41 | 00:00 | 00:00 | 05:30 | | | | | | | | | | | | | | | | | | | |
| 34 | C | DOWD, JAMES | | -1 | | | 12:41 | 20 | 00:38 | 00:10 | 02:29 | 10:02 | 2 | | | | | | | | 7 | 3 | 70 | | | | | | | | |
| 40 | C | PROSPAL, VACLAV | | -1 | | | 12:33 | 19 | 00:39 | 01:39 | 00:00 | 10:54 | 1 | 2 | | | | | | | 0 | 2 | 0 | | | | | | | | |
| 44 | D | TIMONEN, KIMMO | | | | | 24:02 | 33 | 00:43 | 03:32 | 05:19 | 15:11 | | 2 | 1 | 1 | | | | | | | | | | | | | | | |
| 48 | C | BRIERE, DANIEL | | -1 | | | 14:03 | 20 | 00:42 | 03:10 | 00:00 | 10:53 | 4 | 1 | | 2 | 1 | | | | 6 | 7 | 46 | | | | | | | | |
| 77 | D | PARENT, RYAN | | -2 | | | 14:36 | 24 | 00:36 | 00:01 | 00:45 | 13:50 | | | | | | | | | | | | | | | | | | | |
| 30 | G | NIITYMAKI, ANTERO | | | | | | | | | | | | | | | | | | | | | | | | | | | | | |
| 43 | G | BIRON, MARTIN | | | | | | | | | | | | | | | | | | | | | | | | | | | | | |
| TEAM TOTALS | | | | | | | | | | 1 | 1 | 2 | -30 | 7 | 25 | | | | | | | 25 | 16 | 14 | 33 | 4 | 1 | 10 | 35 | 30 | 54 |

| PITTSBURGH PENGUINS | | | | | | | | | | PHILADELPHIA FLYERS | | | | | | | | | | | | | | | | | | | | | |
|---------------------|---|---------------------|---|---|----|-----|-------|-----|-------|---------------------|-------|-------|-----|-----|----|----|----|----|----|----|----|----|-----|----|----|----|---|----|----|----|----|
| G | A | P | + | - | PN | PIM | TOT | SHF | AVG | PP | SH | EV | S | A/B | MS | HT | GV | TK | BS | FW | FL | F% | | | | | | | | | |
| 2 | D | GILL, HAL | 1 | 1 | 2 | +3 | 17:33 | 23 | 00:45 | 00:15 | 02:15 | 15:03 | 4 | 1 | 1 | 3 | | | | 5 | | | | | | | | | | | |
| 5 | D | SYDOR, DARRYL | | | | +2 | 17:20 | 24 | 00:43 | 03:38 | 00:27 | 19:15 | | | | | | | | | | | | | | | | | | | |
| 9 | L | DUPUIS, PASCAL | 3 | 3 | | +3 | 16:31 | 26 | 00:38 | 00:08 | 01:37 | 14:46 | 3 | | | | | | | | | | | | | | | | | | |
| 11 | C | STAAL, JORDAN | | | | +2 | 17:46 | 26 | 00:41 | 03:27 | 03:04 | 11:15 | 5 | 1 | 1 | | | | | 1 | 11 | 11 | 50 | | | | | | | | |
| 12 | L | MALONE, RYAN | 2 | 2 | | +2 | 18:35 | 24 | 00:46 | 05:25 | 03:27 | 09:43 | 1 | | | | 2 | 1 | | | | | | | | | | | | | |
| 17 | R | SYKORA, RETR | 2 | 2 | 4 | +3 | 18:38 | 26 | 00:43 | 04:25 | 00:00 | 14:13 | 3 | | 2 | | | | | | | | | | | | | | | | |
| 18 | R | HOSSA, MARIAN | 1 | 1 | 2 | +2 | 18:06 | 24 | 00:45 | 04:27 | 00:49 | 12:50 | 2 | 1 | 1 | | | | | 2 | 1 | | | | | | | | | | |
| 19 | D | WHITNEY, RYAN | | | | +2 | 21:35 | 27 | 00:47 | 06:04 | 00:27 | 15:04 | | | | | | | | | | | | | | | | | | | |
| 25 | C | TALBOT, MAXIME | 1 | 1 | | +1 | 16:01 | 23 | 00:41 | 01:01 | 02:00 | 13:00 | 2 | 1 | | | 1 | | | 2 | 2 | 7 | 8 | 47 | | | | | | | |
| 36 | L | JAMES, CONNOR | | | | | 07:56 | 13 | 00:36 | 00:07 | 00:00 | 07:49 | 1 | 2 | | | | | | | | | | | | | | | | | |
| 37 | L | RUUTU, JARKKO | | | | +1 | 12:09 | 17 | 00:42 | 01:01 | 00:07 | 11:01 | 1 | 2 | | | | | | | | | | | | | | | | | |
| 38 | L | TAFFE, JEFF | | | | | 07:48 | 12 | 00:39 | 00:07 | 00:00 | 07:41 | 2 | | 2 | | | | | | 5 | 3 | 63 | | | | | | | | |
| 39 | L | MINARD, CHRISTOPHER | | | | | 05:06 | 8 | 00:38 | 00:00 | 00:00 | 05:06 | | | | | | | | | | | | | | | | | | | |
| 44 | D | ORPIK, BROOKS | | | | +1 | 19:36 | 24 | 00:49 | 00:07 | 03:18 | 16:11 | | | | | | | | 2 | | | | | | | | | | | |
| 48 | C | KENNEDY, TYLER | 1 | 1 | | +1 | 14:34 | 20 | 00:43 | 04:15 | 00:00 | 10:19 | 2 | | 1 | 3 | | | | | 1 | 0 | 100 | | | | | | | | |
| 55 | D | GONCHAR, SERGEI | | 1 | 1 | +1 | 24:44 | 27 | 00:54 | 05:55 | 03:18 | 15:31 | 1 | 1 | 1 | | | | | 1 | 2 | | | | | | | | | | |
| 58 | D | LETANG, KRISTOPHER | | | | +3 | 19:20 | 22 | 00:52 | 04:01 | 02:15 | 13:04 | 1 | | | | 2 | 2 | | | | | | | | | | | | | |
| 71 | C | MALKIN, EVGENI | 2 | 2 | 4 | +3 | 20:42 | 25 | 00:49 | 05:37 | 00:56 | 14:09 | 8 | | 1 | 1 | 2 | 2 | | | 6 | 13 | 32 | | | | | | | | |
| 29 | G | FLEURY, MARC-ANDRE | | | | | | | | | | | | | | | | | | | | | | | | | | | | | |
| 35 | G | CONKLIN, TY | | | | | | | | | | | | | | | | | | | | | | | | | | | | | |
| TEAM PENALTY | | | | | | | | | | | | | | | | | | | | | | | | | | | | | | | |
| TEAM TOTALS | | | | | | | | | | 7 | 13 | 20 | +30 | 5 | 21 | | | | | | | 36 | 10 | 11 | 22 | 12 | 9 | 16 | 30 | 35 | 46 |

G=Goals A=Assists P=Points +/-Plus/Minus PN=Number of Penalties PIM=Penalty Minutes TOI=Time On Ice SHF=# of Shifts AVG=Average Time/Shift S=Shots on Goal A/B=Attempts Blocked MS=Missed Shots HT=Hits Given GV=Giveaways TK=Takeaways BS=Blocked Shots FW=Faceoffs Won FL=Faceoffs Lost F%=Faceoff Win Percentage PP=Power Play SH=Short Handed EV=Even Strength OT=Overtime TOT=Total

VISITOR

HOME

Game Summary



2



Game
Tuesday, March 18, 2008
Madison Square Garden
Start 7:05 EDT ; End 9:27 EDT
Game 1096
Final



5



PITTSBURGH PENGUINS
Game 73 Away Game 37

NEW YORK RANGERS
Game 73 Home Game 37

SCORING SUMMARY

| G | Per | Time | Str | Team | Goal Scorer | Assist | Assist | PIT on Ice | NYR on Ice |
|---|-----|-------|-----|------|-------------------|------------------|-------------------|-----------------------|-----------------------|
| 1 | 1 | 11:07 | EV | NYR | 16 S.AVERY(14) | 68 J.JAGR(42) | 3 M.ROZSIVAL(23) | 5, 19, 25, 35, 37, 48 | 3, 8, 16, 17, 30, 68 |
| 2 | 1 | 11:47 | EV | NYR | 24 R.CALLAHAN(8) | 23 C.DRURY(27) | 82 M.STRAKA(21) | 5, 9, 11, 18, 19, 35 | 3, 8, 23, 24, 30, 82 |
| 3 | 2 | 1:38 | EV | PIT | 37 J.RUUTU(3) | 19 R.WHITNEY(24) | 5 D.SYDOR(11) | 5, 19, 25, 35, 37, 48 | 3, 18, 23, 24, 30, 82 |
| 4 | 2 | 3:11 | EV | PIT | 11 J.STAAL(11) | 9 P.DUPOUIS(12) | 18 M.HOSSA(32) | 9, 11, 18, 35, 44, 55 | 5, 10, 14, 19, 30, 51 |
| 5 | 2 | 3:55 | EV | NYR | 20 F.SJOSTROM(12) | unassisted | | 5, 9, 11, 18, 19, 35 | 5, 15, 20, 28, 30, 51 |
| 6 | 3 | 5:37 | EV | NYR | 16 S.AVERY(15) | 5 D.GIRARDI(18) | 17 B.DUBINSKY(23) | 2, 9, 11, 18, 35, 58 | 5, 16, 17, 30, 51, 68 |
| 7 | 3 | 11:29 | EV | NYR | 82 M.STRAKA(13) | 23 C.DRURY(28) | | 5, 12, 17, 19, 35, 71 | 3, 8, 23, 24, 30, 82 |

PITTSBURGH PENGUINS

NEW YORK RANGERS

PENALTY SUMMARY

| # | Per | Time | Player | PIM | Penalty |
|---------|-----|-------|-------------|-----|-------------------------|
| 1 | 2 | 6:27 | 12 R.MALONE | 2 | Unsportsmanlike conduct |
| 2 | 2 | 8:26 | 9 P.DUPOUIS | 2 | Hooking |
| 3 | 2 | 15:20 | 11 J.STAAL | 2 | Tripping |
| TOT 3-6 | | | | | |

| # | Per | Time | Player | PIM | Penalty |
|---------|-----|------|------------|-----|-------------------------|
| 1 | 1 | 7:32 | 19 S.GOMEZ | 2 | Hooking |
| 2 | 2 | 6:27 | 16 S.AVERY | 2 | Unsportsmanlike conduct |
| TOT 2-4 | | | | | |

BY PERIOD

| Per | Goals | Shots | PN | PIM |
|-----|-------|-------|----|-----|
| 1 | 0 | 8 | 0 | 0 |
| 2 | 2 | 11 | 3 | 6 |
| 3 | 0 | 5 | 0 | 0 |
| TOT | 2 | 24 | 3 | 6 |

| Per | Goals | Shots | PN | PIM |
|-----|-------|-------|----|-----|
| 1 | 2 | 12 | 1 | 2 |
| 2 | 1 | 9 | 1 | 2 |
| 3 | 2 | 9 | 0 | 0 |
| TOT | 5 | 30 | 2 | 4 |

POWERPLAYS (Goals-Opp. / Power Play Time)

| 5v4 | 5v3 | 4v3 | TOT |
|-----------|-----|-----|-----------|
| 0-1/02:00 | | | 0-1/02:00 |

| 5v4 | 5v3 | 4v3 | TOT |
|-----------|-----|-----------|-----------|
| 0-1/03:59 | | 0-1/00:01 | 0-2/04:00 |

EVEN STRENGTH (Goals-Occurrences / Time)

| 5v5 | 4v4 | 3v3 | TOT |
|-----------|-----------|-----|-----------|
| 2-4/52:01 | 0-1/01:59 | | 2-5/54:00 |

| 5v5 | 4v4 | 3v3 | TOT |
|-----------|-----------|-----|-----------|
| 5-4/52:01 | 0-1/01:59 | | 5-5/54:00 |

GOALTENDER SUMMARY

| PITTSBURGH PENGUINS | | TOI | | | | GOALS-SHOTS AGAINST | | | |
|---------------------|----------------------|-------|-------|-------|-------|---------------------|-----|-----|------|
| | | EV | PP | SH | TOT | 1 | 2 | 3 | TOT |
| 29 | G FLEURY, MARC-ANDRE | | | | | | | | |
| 35 | G CONKLIN, TY | 54:00 | 02:00 | 04:00 | 60:00 | 2-12 | 1-9 | 2-9 | 5-30 |
| TEAM TOTALS | | 54:00 | 02:00 | 04:00 | 60:00 | 2-12 | 1-9 | 2-9 | 5-30 |

| NEW YORK RANGERS | | TOI | | | | GOALS-SHOTS AGAINST | | | |
|------------------|-----------------------|-------|-------|-------|-------|---------------------|------|-----|------|
| | | EV | PP | SH | TOT | 1 | 2 | 3 | TOT |
| 30 | G LUNDQVIST, HENRIK | 54:00 | 04:00 | 02:00 | 60:00 | 0-8 | 2-11 | 0-5 | 2-24 |
| 40 | G VALIQUETTE, STEPHEN | | | | | | | | |
| TEAM TOTALS | | 54:00 | 04:00 | 02:00 | 60:00 | 0-8 | 2-11 | 0-5 | 2-24 |

OFFICIALS

Referee: #2 Kerry Fraser
#26 Rob Martell
Standby:

Linesman: #68 Scott Driscoll
#97 Jean Morin
Standby:

3 STARS

© Copyright 2007, National Hockey League 2008-03-18-21.27.40

37 25 48
9 11 18
12 71 17
29 38 36
44 55
2 58
5 19

VISITOR

HOME

Event Summary



2



Game
Tuesday, March 18, 2008
Madison Square Garden
Start 7:05 EDT ; End 9:27 EDT
Game 1096
Final



5



PITTSBURGH PENGUINS
Game 73 Away Game 37

NEW YORK RANGERS
Game 73 Home Game 37

SHOTS SUMMARY (Goals-Shots On Goal)

| PITTSBURGH PENGUINS | | | | | | | | | | NEW YORK RANGERS | | | | | | | | | | | |
|---------------------|-----|-----|-----|-----|------|-----|-----|------|--|------------------|------|-----|-----|-----|-----|------|-----|-----|------|--|--|
| EV | PP | | | | SH | | | TOT | | | EV | PP | | | | SH | | | TOT | | |
| 2-22 | 0-2 | | | | 2-24 | | | 2-24 | | | 5-28 | 0-2 | | | | 5-30 | | | 5-30 | | |
| 5v5 | 5v4 | 5v3 | 4v5 | 4v4 | 4v3 | 3v5 | 3v4 | 3v3 | | 5v5 | 5v4 | 5v3 | 4v5 | 4v4 | 4v3 | 3v5 | 3v4 | 3v3 | | | |
| 2-21 | 0-2 | | | 0-1 | | | | | | 5-28 | 0-2 | | | | | | | | | | |

FACE-OFF SUMMARY (Face-offs Won-Face-offs Total / Percentage)

| PITTSBURGH PENGUINS | | | | NEW YORK RANGERS | | | |
|---------------------|---------|---------|-----------|------------------|---------|---------|-----------|
| EV | PP | SH | TOT | EV | PP | SH | TOT |
| 13-41/32% | 2-3/67% | 1-4/25% | 16-48/33% | 28-41/68% | 3-4/75% | 1-3/33% | 32-48/67% |

TEAM SUMMARY

| PITTSBURGH PENGUINS | | | | | | | | | | | | | | NEW YORK RANGERS | | | | | | | | | | | | | | | | | | | | | | |
|---------------------|---|---------------------|---|---|-----|----|-----|-------|-----|-------|-------|-------|-------|------------------|----------|----------|------------|----------|----------|----|----|----|----|--|--|--|--|--|--|--|--|--|--|--|--|--|
| # | P | A | G | P | +/- | PN | PIM | TOI | | | | | | S | A/B | MS | HT | GV | TK | BS | FW | FL | F% | | | | | | | | | | | | | |
| | | | | | | | | TOT | SHF | AVG | PP | SH | EV | | | | | | | | | | | | | | | | | | | | | | | |
| 2 | D | GILL, HAL | | | | -1 | | 19:32 | 24 | 00:48 | 00:04 | 01:28 | 18:00 | | | | | | | | | | | | | | | | | | | | | | | |
| 5 | D | SYDOR, DARRYL | | 1 | 1 | -3 | | 17:18 | 23 | 00:45 | 00:00 | 00:09 | 17:09 | | | | 2 | 1 | 1 | 2 | | | | | | | | | | | | | | | | |
| 9 | L | DUPUIS, PASCAL | | 1 | 1 | -2 | 1 | 19:38 | 24 | 00:49 | 00:00 | 01:16 | 18:22 | 1 | | | 3 | | | 1 | | | | | | | | | | | | | | | | |
| 11 | C | STAAL, JORDAN | 1 | | | | | 18:23 | 25 | 00:44 | 00:11 | 01:07 | 17:05 | 2 | | | 6 | | 1 | 1 | 0 | 1 | | | | | | | | | | | | | | |
| 12 | L | MALONE, RYAN | | | | -1 | 1 | 17:19 | 23 | 00:45 | 00:52 | 01:43 | 14:44 | 4 | | | 1 | | | | 4 | 14 | | | | | | | | | | | | | | |
| 17 | R | SYKORA, PETR | | | | -1 | | 16:28 | 22 | 00:44 | 01:09 | 00:00 | 15:19 | 3 | | 1 | | | 2 | | | | | | | | | | | | | | | | | |
| 18 | R | HOSSA, MARIAN | | 1 | 1 | -2 | | 17:25 | 25 | 00:41 | 01:48 | 00:35 | 15:02 | 5 | 3 | 1 | 2 | | 2 | | 0 | 1 | | | | | | | | | | | | | | |
| 19 | D | WHITNEY, RYAN | | 1 | 1 | -3 | | 18:58 | 22 | 00:51 | 02:00 | 00:09 | 16:49 | | | | 1 | | | 2 | | 0 | | | | | | | | | | | | | | |
| 25 | C | TALBOT, MAXIME | | | | | | 15:49 | 22 | 00:43 | 00:00 | 01:33 | 14:16 | | | | 3 | | | 2 | | 3 | | | | | | | | | | | | | | |
| 36 | L | JAMES, CONNOR | | | | | | 07:13 | 10 | 00:43 | 00:11 | 00:00 | 07:02 | | 1 | | | | | 3 | 6 | 33 | | | | | | | | | | | | | | |
| 37 | L | RUUTU, JARKKO | 1 | | 1 | | | 13:47 | 18 | 00:45 | 00:00 | 00:34 | 13:13 | 1 | | | 3 | | | 1 | | | | | | | | | | | | | | | | |
| 38 | L | TAFFE, JEFF | | | | | | 07:51 | 12 | 00:39 | 00:00 | 00:00 | 07:51 | 1 | 1 | | 2 | | 1 | | 1 | 1 | | | | | | | | | | | | | | |
| 39 | L | MINARD, CHRISTOPHER | | | | | | 05:33 | 9 | 00:37 | 00:00 | 00:00 | 05:33 | | | | 1 | | | | | 50 | | | | | | | | | | | | | | |
| 44 | D | ORPIK, BROOKS | | | | +1 | | 20:40 | 27 | 00:45 | 00:00 | 02:23 | 18:17 | 1 | 1 | | 3 | | | 2 | | | | | | | | | | | | | | | | |
| 48 | C | KENNEDY, TYLER | | | | | | 14:56 | 20 | 00:44 | 00:00 | 00:00 | 14:56 | 5 | 1 | 2 | 2 | | | | | | | | | | | | | | | | | | | |
| 55 | D | GONCHAR, SERGEI | | | | +1 | | 25:22 | 28 | 00:54 | 01:56 | 02:23 | 21:03 | | | 1 | 2 | | 1 | | | | | | | | | | | | | | | | | |
| 58 | D | LETANG, KRISTOPHER | | | | -1 | | 18:04 | 23 | 00:47 | 00:00 | 01:28 | 16:36 | | | 1 | 1 | | | 1 | | | | | | | | | | | | | | | | |
| 71 | C | MALKIN, EVGENI | | | | -1 | | 19:44 | 23 | 00:51 | 01:49 | 01:11 | 16:44 | 1 | 2 | | 2 | | | 8 | 9 | 47 | | | | | | | | | | | | | | |
| 29 | G | FLEURY, MARC-ANDRE | | | | | | | | | | | | | | | | | | | | | | | | | | | | | | | | | | |
| 35 | G | CONKLIN, TY | | | | | | | | | | | | | | | | | | | | | | | | | | | | | | | | | | |
| TEAM TOTALS | | | | | | | | | | | | | | 2 | 4 | 6 | -15 | 3 | 6 | | | | | | | | | | | | | | | | | |

| NEW YORK RANGERS | | | | | | | | | | | | | | PITTSBURGH PENGUINS | | | | | | | | | | | | | | | | | | | | | |
|--------------------|---|---------------------|---|---|-----|----|-----|-------|-----|-------|-------|-------|-------|---------------------|----------|-----------|------------|----------|----------|----|----|----|----|--|--|--|--|--|--|--|--|--|--|--|--|
| # | P | A | G | P | +/- | PN | PIM | TOI | | | | | | S | A/B | MS | HT | GV | TK | BS | FW | FL | F% | | | | | | | | | | | | |
| | | | | | | | | TOT | SHF | AVG | PP | SH | EV | | | | | | | | | | | | | | | | | | | | | | |
| 3 | D | ROZSIVAL, MICHAL | | 1 | 1 | +2 | | 24:27 | 30 | 00:48 | 02:34 | 00:31 | 21:22 | 2 | | | | | | | | | | | | | | | | | | | | | |
| 5 | D | GIRARDI, DANIEL | | 1 | 1 | +1 | | 17:42 | 31 | 00:34 | 01:00 | 00:45 | 15:57 | | | | 5 | 1 | | | 0 | 1 | | | | | | | | | | | | | |
| 8 | D | MALIK, MAREK | | | | +3 | | 18:08 | 27 | 00:40 | 00:00 | 00:31 | 17:37 | 1 | 1 | | 5 | 1 | | | | 0 | | | | | | | | | | | | | |
| 10 | L | DAWES, NIGEL | | | | -1 | | 13:03 | 19 | 00:41 | 00:00 | 00:31 | 17:37 | 1 | 1 | | 2 | 1 | 1 | 1 | | | | | | | | | | | | | | | |
| 14 | L | SHANAHAN, BRENDAN | | | | -1 | | 16:44 | 22 | 00:45 | 01:44 | 00:52 | 14:08 | 2 | 1 | 1 | | | | 1 | | | | | | | | | | | | | | | |
| 15 | C | BETTS, BLAIR | | | | +1 | | 08:17 | 12 | 00:41 | 00:00 | 00:46 | 07:31 | | | | | | | | | | | | | | | | | | | | | | |
| 16 | L | AVERY, SEAN | 2 | 2 | +2 | 1 | 2 | 17:07 | 21 | 00:48 | 00:06 | 00:00 | 17:01 | 3 | | | 2 | 1 | | | 6 | 2 | | | | | | | | | | | | | |
| 17 | C | DUBINSKY, BRANDON | | 1 | 1 | +2 | | 18:19 | 21 | 00:52 | 01:50 | 00:00 | 16:29 | 2 | 1 | | 3 | | 1 | | 9 | 5 | | | | | | | | | | | | | |
| 18 | D | STAAL, MARC | | | | -1 | | 19:36 | 23 | 00:51 | 00:00 | 00:44 | 18:52 | 1 | | 1 | | | | 4 | | 64 | | | | | | | | | | | | | |
| 19 | C | GOMEZ, SCOTT | | | | -1 | 1 | 17:56 | 23 | 00:46 | 02:10 | 00:00 | 15:46 | 2 | | 1 | | | | | | | | | | | | | | | | | | | |
| 20 | R | SJOSTROM, FREDRIK | 1 | | +1 | | | 09:21 | 11 | 00:51 | 00:00 | 00:00 | 09:21 | 2 | | | | | 2 | | 6 | 2 | | | | | | | | | | | | | |
| 23 | C | DRURY, CHRIS | | 2 | 2 | +1 | | 18:28 | 23 | 00:48 | 02:16 | 01:14 | 14:58 | 3 | | | | | 1 | | 0 | 1 | | | | | | | | | | | | | |
| 24 | R | CALLAHAN, RYAN | 1 | | +1 | | | 12:58 | 18 | 00:43 | 00:00 | 00:22 | 12:36 | 3 | 2 | 1 | 3 | 1 | | 1 | 11 | 4 | | | | | | | | | | | | | |
| 28 | R | ORR, COLTON | | | | +1 | | 08:29 | 11 | 00:46 | 00:00 | 00:00 | 08:29 | | | | 6 | | | | | | | | | | | | | | | | | | |
| 51 | D | TYUTIN, FEDOR | | | | +1 | | 19:08 | 31 | 00:37 | 01:38 | 00:45 | 16:45 | 1 | | | 2 | | | 1 | 2 | | | | | | | | | | | | | | |
| 55 | D | BACKMAN, CHRISTIAN | | | | | | 20:59 | 25 | 00:50 | 02:48 | 00:44 | 17:27 | 1 | 1 | 2 | 1 | | | | | | | | | | | | | | | | | | |
| 68 | R | JAGR, JAROMIR | | 1 | 1 | +2 | | 19:51 | 22 | 00:54 | 02:00 | 00:00 | 17:51 | 1 | 2 | | | | 2 | 3 | | | | | | | | | | | | | | | |
| 82 | C | STRAKA, MARTIN | | 1 | 1 | +1 | | 15:27 | 21 | 00:44 | 01:53 | 00:46 | 12:48 | 2 | | 3 | | | | 1 | 0 | 1 | | | | | | | | | | | | | |
| 30 | G | LUNDQVIST, HENRIK | | | | | | | | | | | | | | | | | | | | | | | | | | | | | | | | | |
| 40 | G | VALIQUETTE, STEPHEN | | | | | | | | | | | | | | | | | | | | | | | | | | | | | | | | | |
| TEAM TOTALS | | | | | | | | | | | | | | 5 | 7 | 12 | +15 | 2 | 4 | | | | | | | | | | | | | | | | |

G=Goals A=Assists P=Points +/-=Plus/Minus PN=Number of Penalties PIM=Penalty Minutes TOI=Time On Ice SHF=# of Shifts AVG=Average Time/Shift S=Shots on Goal A/B=Attempts Blocked MS=Missed Shots HT=Hits Given GV=Giveaways TK=Takeaways BS=Blocked Shots FW=Faceoffs Won FL=Faceoffs Lost F%=Faceoff Win Percentage PP=Power Play SH=Short Handed EV=Even Strength OT=Overtime TOT=Total

VISITOR

HOME

Game Summary



Game
Thursday, March 20, 2008
Attendance 17,044 at Mellon Arena
Start 7:37 EDT ; End 9:50 EDT
Game 1112
Final



TAMPA BAY LIGHTNING
Game 74 Away Game 37

PITTSBURGH PENGUINS
Game 74 Home Game 37

SCORING SUMMARY

| G | Per | Time | Str | Team | Goal | Scorer | Assist | Assist | T.B on Ice | PIT on Ice |
|---|-----|-------|-----|------|------|------------------|--------------------|-------------------|-----------------------|------------------------|
| 1 | 1 | 14:20 | EV | PIT | 37 | J.RUUTU(4) | 44 B. ORPIK(8) | 25 M. TALBOT(14) | 2, 4, 10, 22, 26, 41 | 25, 29, 37, 44, 48, 55 |
| 2 | 2 | 4:18 | PP | T.B | 4 | V.LECAVALIER(40) | 10 J. JOKINEN(21) | 71 F. KUBA(22) | 4, 10, 22, 26, 41, 71 | 9, 25, 29, 44, 55 |
| 3 | 2 | 10:05 | EV | PIT | 71 | E.MALKIN(42) | 19 R. WHITNEY(25) | | 2, 3, 4, 41, 61, 71 | 5, 12, 17, 19, 29, 71 |
| 4 | 3 | 0:35 | EV | PIT | 11 | J.STAAL(12) | 9 P. DUPUIS(13) | | 4, 10, 22, 26, 41, 55 | 9, 11, 18, 29, 44, 55 |
| 5 | 3 | 0:51 | EV | PIT | 17 | P.SYKORA(26) | 71 E.MALKIN(57) | 12 R. MALONE(22) | 2, 7, 21, 29, 41, 71 | 5, 12, 17, 19, 29, 71 |
| 6 | 3 | 1:51 | PP | T.B | 71 | F.KUBA(4) | 26 M.ST. LOUIS(56) | 10 J. JOKINEN(22) | 4, 10, 22, 26, 41, 71 | 2, 11, 18, 29, 58 |

TAMPA BAY LIGHTNING

PITTSBURGH PENGUINS

PENALTY SUMMARY

| # | Per | Time | Player | PIM | Penalty | # | Per | Time | Player | PIM | Penalty |
|----------|-----|-------|--------------|-----|--------------|-----------|-----|-------|---------------|-----|----------|
| 1 | 1 | 14:20 | 22 D. BOYLE | 2 | Hi-Sticking | 1 | 1 | 10:40 | 19 R. WHITNEY | 2 | Holding |
| 2 | 3 | 13:19 | 39 M. LUNDIN | 2 | Interference | 2 | 2 | 0:49 | 9 P. DUPUIS | 2 | Hooking |
| TOT: 2-4 | | | | | | 3 | 2 | 3:51 | 37 J. RUUTU | 2 | Boarding |
| | | | | | | 4 | 3 | 1:13 | 17 P. SYKORA | 2 | Slashing |
| | | | | | | 5 | 3 | 5:41 | 37 J. RUUTU | 2 | Holding |
| | | | | | | TOT: 5-10 | | | | | |

BY PERIOD

| Per | Goals | Shots | PN | PIM | Per | Goals | Shots | PN | PIM |
|-----|-------|-------|----|-----|-----|-------|-------|----|-----|
| 1 | 0 | 8 | 1 | 2 | 1 | 1 | 8 | 1 | 2 |
| 2 | 1 | 6 | 0 | 0 | 2 | 1 | 4 | 2 | 4 |
| 3 | 1 | 7 | 1 | 2 | 3 | 2 | 11 | 2 | 4 |
| TOT | 2 | 21 | 2 | 4 | TOT | 4 | 23 | 5 | 10 |

POWERPLAYS (Goals-Opp. / Power Play Time)

| 5v4 | 5v3 | 4v3 | TOT | 5v4 | 5v3 | 4v3 | TOT |
|-----------|-----|-----|-----------|-----------|-----|-----|-----------|
| 2-5/07:05 | | | 2-5/07:05 | 0-2/04:00 | | | 0-2/04:00 |

EVEN STRENGTH (Goals-Occurrences / Time)

| 5v5 | 4v4 | 3v3 | TOT | 5v5 | 4v4 | 3v3 | TOT |
|-----------|-----|-----|-----------|-----------|-----|-----|-----------|
| 0-8/48:55 | | | 0-8/48:55 | 4-8/48:55 | | | 4-8/48:55 |

GOALTENDER SUMMARY

| TAMPA BAY LIGHTNING | | TOI | | | | GOALS-SHOTS AGAINST | | | |
|---------------------|-------------------|-------|-------|-------|-------|---------------------|-----|------|------|
| | | EV | PP | SH | TOT | 1 | 2 | 3 | TOT |
| 31 | G RAMO, KARRI | | | | | | | | |
| 41 | G SMITH, MIKE (L) | 47:47 | 07:05 | 04:00 | 58:52 | 1-8 | 1-4 | 2-11 | 4-23 |
| EMPTY NET | | 01:08 | 00:00 | 00:00 | 01:08 | | | | |
| TEAM TOTALS | | 48:55 | 07:05 | 04:00 | 60:00 | 1-8 | 1-4 | 2-11 | 4-23 |

| PITTSBURGH PENGUINS | | TOI | | | | GOALS-SHOTS AGAINST | | | |
|---------------------|--------------------------|-------|-------|-------|-------|---------------------|-----|-----|------|
| | | EV | PP | SH | TOT | 1 | 2 | 3 | TOT |
| 29 | G FLEURY, MARC-ANDRE (W) | 48:55 | 04:00 | 07:05 | 60:00 | 0-8 | 1-6 | 1-7 | 2-21 |
| 35 | G CONKLIN, TY | | | | | | | | |
| TEAM TOTALS | | 48:55 | 04:00 | 07:05 | 60:00 | 0-8 | 1-6 | 1-7 | 2-21 |

OFFICIALS

Referee: #10 Paul Devorski
#8 Dave Jackson
Standby:
Linesman: #76 Michel Cormier
#55 Shane Heyer
Standby:

3 STARS Picked By: Mellon Arena Media

| Team | Pos | Player |
|--------|-----|--------------|
| 1. PIT | C | 11 J. STAAL |
| 2. PIT | C | 71 E. MALKIN |
| 3. PIT | L | 37 J. RUUTU |

12 71 17
37 25 48
9 11 18
39 38 36
44 55
5 19
2 58

f
13:19
late

VISITOR

HOME

Event Summary



2



Game
Thursday, March 20, 2008
Attendance 17,044 at Mellon Arena
Start 7:37 EDT ; End 9:50 EDT
Game 1112
Final



4



TAMPA BAY LIGHTNING
Game 74 Away Game 37

PITTSBURGH PENGUINS
Game 74 Home Game 37

SHOTS SUMMARY (Goals-Shots On Goal)

| EV | | | | | | PP | | | SH | | | TOT | | | | | |
|------|-----|-----|-----|-----|-----|-----|-----|-----|-----|-----|-----|------|-----|-----|-----|-----|-----|
| 0-13 | | | | | | 2-6 | | | 0-2 | | | 2-21 | | | | | |
| 5v5 | 5v4 | 5v3 | 4v5 | 4v4 | 4v3 | 3v5 | 3v4 | 3v3 | 5v5 | 5v4 | 5v3 | 4v5 | 4v4 | 4v3 | 3v5 | 3v4 | 3v3 |
| 0-13 | | | | | | 2-6 | | | 0-2 | | | 4-22 | | | | | |
| 0-13 | | | | | | 2-6 | | | 0-2 | | | 4-22 | | | | | |

FACE-OFF SUMMARY (Face-offs Won-Face-offs Total / Percentage)

| EV | | | | PP | | | SH | | | TOT | | |
|-----------|--|--|--|---------|--|--|---------|--|--|-----------|--|--|
| 17-32/53% | | | | 6-8/75% | | | 3-5/60% | | | 26-45/58% | | |
| 15-32/47% | | | | 2-5/40% | | | 2-8/25% | | | 19-45/42% | | |

TEAM SUMMARY

| TAMPA BAY LIGHTNING | | | | | | | | | | | TOI | | | | | | | | | | | | | | | | | | | | | |
|---------------------|---|---------------------|---|---|----|-----|-------|-----|-------|-------|-------|-------|---|-----|----|----|----|----|----|----|----|----|----|----|----|----|---|---|----|----|----|----|
| G | A | P | + | - | PN | PIM | TOT | SHF | AVG | PP | SH | EV | S | A/B | MS | HT | GV | TK | BS | FW | FL | F% | | | | | | | | | | |
| 2 | D | PICARD, ALEXANDRE | | | | | 25:27 | 27 | 00:56 | 02:36 | 02:42 | 20:09 | 1 | 1 | 3 | 2 | 1 | | 1 | | | | | | | | | | | | | |
| 3 | D | JANKI, DOUG | | | | | 02:18 | 3 | 00:46 | 00:00 | 00:00 | 02:18 | | | | | | | | | | | | | | | | | | | | |
| 4 | C | LECAVALIER, VINCENT | 1 | 1 | -3 | | 25:54 | 29 | 00:53 | 04:25 | 01:02 | 20:27 | 2 | 2 | | 1 | 2 | | | 11 | 10 | 52 | | | | | | | | | | |
| 7 | R | QUELLET, MICHEL | | | | | 16:13 | 19 | 00:51 | 02:35 | 00:00 | 13:38 | 2 | 1 | 2 | 3 | | | | | | | | | | | | | | | | |
| 10 | L | JOKINEN, JUSSI | 2 | 2 | -2 | | 22:42 | 26 | 00:52 | 04:25 | 00:00 | 18:17 | 1 | 1 | 2 | 1 | | | 1 | | | | | | | | | | | | | |
| 11 | C | HALPERN, JEFF | | | | | 00:13 | 1 | 00:13 | 00:00 | 00:00 | 00:13 | | | | | | | | | | | | | | | | | | | | |
| 21 | L | DARCHE, MATHIEU | | | | | 18:33 | 23 | 00:48 | 02:35 | 01:23 | 14:35 | 1 | 2 | | | | | | | | | | | | | | | | | | |
| 22 | D | BOYLE, DAN | | | | | 27:52 | 28 | 00:59 | 06:02 | 00:37 | 21:13 | 1 | 1 | | 1 | | | | 4 | | | | | | | | | | | | |
| 24 | C | KARLSSON, ANDREAS | | | | | 16:52 | 23 | 00:44 | 02:35 | 01:53 | 12:24 | 1 | 1 | 4 | 1 | | | 8 | 3 | 73 | | | | | | | | | | | |
| 26 | R | ST. LOUIS, MARTIN | 1 | 1 | -2 | | 25:23 | 27 | 00:56 | 04:25 | 01:14 | 19:44 | 2 | 1 | 1 | | | | | | | | | | | | | | | | | |
| 29 | C | MACDONALD, CRAIG | | | | | 19:07 | 25 | 00:45 | 00:05 | 02:28 | 16:34 | 1 | 1 | | 2 | | | 1 | 7 | 6 | 54 | | | | | | | | | | |
| 32 | D | SMABY, MATT | | | | | 09:18 | 12 | 00:46 | 00:00 | 00:00 | 09:18 | | | | 2 | | | 3 | | | | | | | | | | | | | |
| 39 | D | LUNDIN, MIKE | | | | | 10:34 | 14 | 00:45 | 00:00 | 00:41 | 09:53 | | | | | | | 1 | | | | | | | | | | | | | |
| 42 | R | LESSARD, JUNIOR | | | | | 13:09 | 17 | 00:46 | 00:05 | 00:00 | 13:04 | | | | 1 | 2 | | | | | | | | | | | | | | | |
| 55 | D | O'BRIEN, SHANE | | | | | 20:35 | 27 | 00:45 | 00:26 | 01:18 | 18:51 | 2 | | | | 1 | | | | | | | | | | | | | | | |
| 61 | L | STEWART, KARL | | | | | 02:10 | 3 | 00:43 | 00:00 | 00:00 | 02:10 | | | | | | | | | | | | | | | | | | | | |
| 71 | D | KUBA, FILIP | 1 | 1 | 2 | -2 | 26:56 | 28 | 00:57 | 05:06 | 02:42 | 19:08 | 5 | | 2 | 2 | 3 | 1 | 2 | | | | | | | | | | | | | |
| 74 | C | FARNASKY, NICK | | | | | 13:57 | 17 | 00:49 | 00:05 | 00:00 | 13:52 | 2 | | | 2 | | 1 | 1 | | | | | | | | | | | | | |
| 31 | G | RAMO, KARRI | | | | | | | | | | | | | | | | | | | | | | | | | | | | | | |
| 41 | G | SMITH, MIKE | | | | | | | | | | | | | | | | | | | | | | | | | | | | | | |
| TEAM TOTALS | | | | | | | | | | | 2 | 4 | 6 | -20 | 2 | 4 | | | | | | | 21 | 10 | 13 | 24 | 8 | 3 | 14 | 26 | 19 | 58 |

| PITTSBURGH PENGUINS | | | | | | | | | | | TOI | | | | | | | | | | | | | | | | | | | | | |
|---------------------|---|---------------------|---|---|----|-----|-------|-----|-------|-------|-------|-------|----|-----|----|----|----|----|----|----|-----|----|----|----|----|----|---|---|----|----|----|----|
| G | A | P | + | - | PN | PIM | TOT | SHF | AVG | PP | SH | EV | S | A/B | MS | HT | GV | TK | BS | FW | FL | F% | | | | | | | | | | |
| 2 | D | GILL, HAL | | | | | 17:06 | 21 | 00:48 | 00:00 | 02:41 | 14:25 | | | | 3 | | 1 | | | | | | | | | | | | | | |
| 5 | D | SYDOR, DARRYL | | | | | 15:47 | 19 | 00:49 | 01:07 | 00:17 | 14:23 | | | | | | | 1 | | | | | | | | | | | | | |
| 9 | L | DUPUIS, PASCAL | 1 | 1 | +1 | 1 | 17:08 | 22 | 00:46 | 00:09 | 01:57 | 15:02 | 2 | 2 | 1 | 2 | 1 | | | | | | | | | | | | | | | |
| 11 | C | STAAL, JORDAN | 1 | 1 | +1 | | 19:29 | 23 | 00:50 | 00:38 | 03:58 | 14:53 | 4 | 2 | 2 | | | 1 | | 9 | 12 | 43 | | | | | | | | | | |
| 12 | L | MALONE, RYAN | 1 | 1 | +2 | | 20:00 | 23 | 00:52 | 02:44 | 03:03 | 14:13 | 1 | 1 | 1 | 2 | 1 | | 2 | | | | | | | | | | | | | |
| 17 | R | SYKORA, PETR | 1 | 1 | +2 | 1 | 16:47 | 21 | 00:47 | 01:36 | 00:00 | 15:11 | 5 | 2 | 1 | | | | 1 | 0 | 100 | | | | | | | | | | | |
| 18 | R | HOSSA, MARIAN | | | | | 19:53 | 23 | 00:51 | 02:15 | 02:05 | 15:33 | 2 | | | 1 | 1 | 1 | | | | | | | | | | | | | | |
| 19 | D | WHITNEY, RYAN | 1 | 1 | +2 | 1 | 18:10 | 21 | 00:51 | 02:44 | 00:17 | 15:09 | | | | 1 | | | 2 | | | | | | | | | | | | | |
| 25 | C | TALBOT, MAXIME | 1 | 1 | +1 | | 16:11 | 19 | 00:51 | 00:09 | 02:47 | 13:15 | 2 | | 1 | 1 | | | 1 | 4 | 4 | 50 | | | | | | | | | | |
| 36 | L | JAMES, CONNOR | | | | | 06:32 | 8 | 00:49 | 00:09 | 00:00 | 06:23 | 1 | | | 1 | | | | | | | | | | | | | | | | |
| 37 | L | RUUTU, JARKKO | 1 | 1 | +1 | 2 | 12:19 | 14 | 00:52 | 00:00 | 00:00 | 12:19 | 2 | 1 | 1 | 2 | | | | | | | | | | | | | | | | |
| 38 | L | TAFFE, JEFF | | | | | 07:56 | 11 | 00:48 | 00:28 | 00:00 | 07:28 | 1 | | | 1 | | | | | | | | | | | | | | | | |
| 39 | L | MINARD, CHRISTOPHER | | | | | 04:22 | 7 | 00:37 | 00:00 | 00:00 | 04:22 | | | | | | | | | | | | | | | | | | | | |
| 44 | D | ORPIK, BROOKS | 1 | 1 | +2 | | 24:08 | 26 | 00:55 | 00:09 | 04:07 | 19:52 | 2 | | | 9 | 1 | | 2 | | | | | | | | | | | | | |
| 48 | C | KENNEDY, TYLER | | | | | 12:34 | 15 | 00:50 | 01:07 | 00:00 | 11:27 | 2 | 1 | 1 | | | | | | | | | | | | | | | | | |
| 55 | D | GONCHAR, SERGEI | | | | | 26:48 | 25 | 01:04 | 02:53 | 04:07 | 19:48 | 1 | 1 | 3 | | 2 | 1 | 1 | | | | | | | | | | | | | |
| 58 | D | LETANG, KRISTOPHER | | | | | 18:14 | 21 | 00:52 | 01:07 | 02:41 | 14:26 | | | | 1 | 1 | | 1 | | | | | | | | | | | | | |
| 71 | C | MALKIN, EVGENI | 1 | 1 | 2 | +2 | 19:31 | 23 | 00:50 | 02:45 | 00:20 | 16:26 | 1 | 2 | | 1 | | | 5 | 10 | 33 | | | | | | | | | | | |
| 29 | G | FLEURY, MARC-ANDRE | | | | | | | | | | | | | | | | | | | | | | | | | | | | | | |
| 35 | G | CONKLIN, TY | | | | | | | | | | | | | | | | | | | | | | | | | | | | | | |
| TEAM TOTALS | | | | | | | | | | | 4 | 6 | 10 | +20 | 5 | 10 | | | | | | | 23 | 14 | 13 | 26 | 6 | 4 | 10 | 19 | 26 | 42 |

G=Goals A=Assists P=Points +/-=Plus/Minus PN=Number of Penalties PIM=Penalty Minutes TOI=Time On Ice SHF=# of Shifts AVG=Average Time/Shift S=Shots on Goal A/B=Attempts Blocked MS=Missed Shots HT=Hits Given GV=Giveaways TK=Takeaways BS=Blocked Shots FW=Faceoffs Won FL=Faceoffs Lost F%=Faceoff Win Percentage PP=Power Play SH=Short Handed EV=Even Strength OT=Overtime TOT=Total

VISITOR

HOME

Game Summary



1



Game
Saturday, March 22, 2008
Attendance 17,132 at Mellon Arena
Start 7:37 EDT ; End 10:08 EDT
Game 1131
Final



7



NEW JERSEY DEVILS
Game 75 Away Game 38

PITTSBURGH PENGUINS
Game 75 Home Game 38

SCORING SUMMARY

| G | Per | Time | Str | Team | Goal | Scorer | Assist | Assist | N.J on Ice | PIT on Ice |
|---|-----|-------|-----|------|------|---------------|------------------|------------------|----------------------|------------------------|
| 1 | 1 | 1:30 | EV | PIT | 37 | J.RUUTU(5) | 18 M.HOSSA(33) | 5 D.SYDOR(12) | 6, 9, 15, 19, 28, 30 | 2, 11, 18, 29, 37, 58 |
| 2 | 1 | 9:04 | SH | N.J | 14 | B.GIONTA(21) | 11 J.MADDEN(22) | | 7, 11, 14, 29, 30 | 5, 11, 17, 29, 48, 58 |
| 3 | 2 | 16:14 | SH | PIT | 12 | R.MALONE(25) | 9 P.DUPOUIS(14) | 44 B.ORPIK(9) | 7, 9, 14, 15, 19, 30 | 9, 12, 29, 44, 55 |
| 4 | 3 | 3:00 | PP | PIT | 12 | R.MALONE(26) | 55 S.GONCHAR(48) | 18 M.HOSSA(34) | 5, 11, 20, 27, 30 | 12, 18, 19, 29, 55, 71 |
| 5 | 3 | 4:51 | EV | PIT | 9 | P.DUPOUIS(12) | 18 M.HOSSA(35) | 55 S.GONCHAR(49) | 6, 9, 15, 19, 28, 30 | 9, 11, 18, 29, 44, 55 |
| 6 | 3 | 8:24 | PP | PIT | 71 | E.MALKIN(43) | 58 K.LETANG(11) | 17 P.SYKORA(34) | 1, 7, 11, 18, 29 | 5, 17, 29, 48, 58, 71 |
| 7 | 3 | 11:21 | EV | PIT | 71 | E.MALKIN(44) | 17 P.SYKORA(35) | | 1, 7, 16, 17, 23, 29 | 2, 12, 17, 29, 58, 71 |
| 8 | 3 | 18:18 | EV | PIT | 17 | P.SYKORA(27) | 71 E.MALKIN(58) | 19 R.WHITNEY(26) | 1, 5, 9, 16, 17, 27 | 2, 17, 19, 27, 29, 71 |

NEW JERSEY DEVILS

PITTSBURGH PENGUINS

PENALTY SUMMARY

| # | Per | Time | Player | PIM | Penalty |
|---|-----|-------|--------------------|-----|----------------------------|
| 1 | 1 | 7:11 | 20 J.PANDOLFO | 2 | Tripping |
| 2 | 1 | 12:38 | 5 C.WHITE | 2 | Roughing |
| 3 | 2 | 7:33 | 9 Z.PARISE | 2 | Interference on goalkeeper |
| 4 | 3 | 2:52 | 16 D.ZUBRUS | 2 | Hooking |
| 5 | 3 | 6:36 | 16 D.ZUBRUS | 2 | Holding |
| 6 | 3 | 12:13 | 19 T.ZAJAC | 5 | Boarding (maj) |
| 7 | 3 | 12:13 | 19 T.ZAJAC | 2 | Roughing |
| 8 | 3 | 12:13 | 15 J.LANGENBRUNNER | 2 | Roughing |
| | | | | | TOT: 8-19 |

| # | Per | Time | Player | PIM | Penalty |
|---|-----|-------|-------------|-----|-------------------------|
| 1 | 1 | 15:32 | 37 J.RUUTU | 2 | Holding |
| 2 | 1 | 20:00 | 37 J.RUUTU | 2 | Unsportsmanlike conduct |
| 3 | 2 | 7:06 | 9 P.DUPOUIS | 2 | Hi-sticking |
| 4 | 2 | 15:22 | 11 J.STAAL | 2 | Tripping |
| 5 | 3 | 12:13 | 11 J.STAAL | 2 | Roughing |
| 6 | 3 | 12:13 | 9 P.DUPOUIS | 2 | Roughing |
| | | | | | TOT: 6-12 |

BY PERIOD

| Per | Goals | Shots | PN | PIM |
|-----|-------|-------|----|-----|
| 1 | 1 | 13 | 2 | 4 |
| 2 | 0 | 7 | 1 | 2 |
| 3 | 0 | 5 | 5 | 13 |
| TOT | 1 | 25 | 8 | 19 |

| Per | Goals | Shots | PN | PIM |
|-----|-------|-------|----|-----|
| 1 | 1 | 8 | 2 | 4 |
| 2 | 1 | 7 | 2 | 4 |
| 3 | 5 | 13 | 2 | 4 |
| TOT | 7 | 28 | 6 | 12 |

POWERPLAYS (Goals-Opp. / Power Play Time)

| 5v4 | 5v3 | 4v3 | TOT |
|-----------|-----|-----|-----------|
| 0-4/06:27 | | | 0-4/06:27 |

| 5v4 | 5v3 | 4v3 | TOT |
|-----------|-----|-----|-----------|
| 2-6/08:23 | | | 2-6/08:23 |

EVEN STRENGTH (Goals-Occurrences / Time)

| 5v5 | 4v4 | 3v3 | TOT |
|------------|-----------|-----|------------|
| 0-10/40:37 | 0-1/01:33 | | 0-11/42:10 |

| 5v5 | 4v4 | 3v3 | TOT |
|------------|-----------|-----|------------|
| 4-10/40:37 | 0-1/01:33 | | 4-11/42:10 |

GOALTENDER SUMMARY

| NEW JERSEY DEVILS | | TOI | | | | GOALS-SHOTS AGAINST | | | |
|-------------------|-----------------------|-------|-------|-------|-------|---------------------|-----|------|------|
| | | EV | PP | SH | TOT | 1 | 2 | 3 | TOT |
| 1 | G WEEKES, KEVIN | 06:59 | 00:00 | 06:48 | 13:47 | | | 3-9 | 3-9 |
| 30 | G BRODEUR, MARTIN (L) | 35:11 | 06:27 | 04:35 | 46:13 | 1-8 | 1-7 | 2-4 | 4-19 |
| TEAM TOTALS | | 42:10 | 06:27 | 11:23 | 60:00 | 1-8 | 1-7 | 5-13 | 7-28 |

| PITTSBURGH PENGUINS | | TOI | | | | GOALS-SHOTS AGAINST | | | |
|---------------------|--------------------------|-------|-------|-------|-------|---------------------|-----|-----|------|
| | | EV | PP | SH | TOT | 1 | 2 | 3 | TOT |
| 29 | G FLEURY, MARC-ANDRE (W) | 42:10 | 11:23 | 06:27 | 60:00 | 1-13 | 0-7 | 0-5 | 1-25 |
| 35 | G CONKLIN, TY | | | | | | | | |
| TEAM TOTALS | | 42:10 | 11:23 | 06:27 | 60:00 | 1-13 | 0-7 | 0-5 | 1-25 |

OFFICIALS

Referee: #41 Chris Ciamaga
#19 Michael McGeough
Standby:

Linesman: #55 Shane Heyer
#95 Jonny Murray
Standby:

3 STARS Picked By: Mellon Arena Media

| | Team | Pos | Player |
|----|------|-----|-------------|
| 1. | PIT | L | 12 R.MALONE |
| 2. | PIT | C | 71 E.MALKIN |
| 3. | PIT | R | 18 M.HOSSA |

| | | | | |
|----|----|----|----|----|
| 12 | 71 | 17 | 44 | 55 |
| 37 | 25 | 27 | 5 | 19 |
| 9 | 11 | 18 | 2 | 58 |
| 39 | 38 | 48 | | |

VISITOR

HOME

Event Summary



1



7



Game
Saturday, March 22, 2008
Attendance 17,132 at Mellon Arena
Start 7:37 EDT ; End 10:08 EDT
Game 1131
Final

NEW JERSEY DEVILS
Game 75 Away Game 38

PITTSBURGH PENGUINS
Game 75 Home Game 38

SHOTS SUMMARY (Goals-Shots On Goal)

| EV | | PP | | SH | | TOT | | EV | | PP | | SH | | TOT | | | |
|------|-----|-----|-----|-----|-----|------|------|------|-----|-----|-----|-----|-----|------|------|------|------|
| 0-19 | 0-4 | 0-4 | 1-2 | 1-2 | 1-2 | 1-25 | 1-25 | 4-18 | 2-9 | 1-1 | 1-1 | 1-1 | 1-1 | 7-28 | 7-28 | | |
| 5v5 | 5v4 | 5v3 | 4v5 | 4v4 | 4v3 | 3v5 | 3v4 | 3v3 | 5v5 | 5v4 | 5v3 | 4v5 | 4v4 | 4v3 | 3v5 | 3v4 | 3v3 |
| 0-19 | 0-4 | 0-4 | 1-2 | 1-2 | 1-2 | 1-25 | 1-25 | 4-18 | 2-9 | 1-1 | 1-1 | 1-1 | 1-1 | 7-28 | 7-28 | 7-28 | 7-28 |

FACE-OFF SUMMARY (Face-offs Won-Face-offs Total / Percentage)

| EV | | PP | | SH | | TOT | | EV | | PP | | SH | | TOT | |
|-----------|---------|----------|-----------|-----------|----------|---------|-----------|-----------|----------|---------|-----------|---------|-----------|-----------|-----------|
| 20-36/56% | 3-5/60% | 5-11/45% | 28-52/46% | 16-36/44% | 6-11/55% | 2-5/40% | 24-52/46% | 16-36/44% | 6-11/55% | 2-5/40% | 24-52/46% | 2-5/40% | 24-52/46% | 24-52/46% | 24-52/46% |

TEAM SUMMARY

| NEW JERSEY DEVILS | | G | A | P | + | - | PN | PIM | TOI | | | S | A/B | MS | HT | GV | TK | BS | FW | FL | F% | | |
|-------------------|------------------------|-----|-----|-----|-----|----|----|-------|-----|-------|-------|-------|-------|----|----|----|----|----|----|----|----|----|----|
| | | TOT | SHF | AVG | PP | SH | EV | S | A/B | MS | HT | GV | TK | BS | FW | FL | F% | | | | | | |
| 5 | D WHITE, COLIN (JOHN) | | | | -1 | 1 | 2 | 17:06 | 23 | 00:44 | 00:00 | 03:59 | 13:07 | 1 | 1 | 5 | 1 | 1 | | | | | |
| 6 | D GREENE, ANDREW | | | | -2 | | | 14:20 | 18 | 00:47 | 00:00 | 01:00 | 13:20 | | | 1 | | 2 | | | | | |
| 7 | D MARTIN, PAUL | | | | -1 | | | 26:22 | 28 | 00:56 | 03:52 | 05:30 | 17:00 | | | 2 | 3 | 2 | | 2 | | | |
| 9 | L PARISE, ZACH | | | | -4 | 1 | 2 | 15:28 | 20 | 00:46 | 04:00 | 00:00 | 11:28 | 3 | | 1 | 2 | | | | | | |
| 10 | C PELLEY, RODNEY | | | | | | | 11:44 | 15 | 00:46 | 00:00 | 01:22 | 10:22 | 1 | | 4 | | | 6 | 2 | 75 | | |
| 11 | C MADDEN, JOHN | | | | -1 | 1 | | 17:42 | 28 | 00:37 | 00:00 | 06:19 | 11:23 | 2 | | 4 | 1 | | 2 | 7 | 9 | 44 | |
| 14 | R GIONTA, BRIAN | 1 | 1 | | | | | 17:07 | 24 | 00:42 | 03:39 | 03:36 | 09:52 | 4 | 1 | 2 | | | 1 | 3 | 1 | 75 | |
| 15 | R LANGENBRUNNER, JAMIE | | | | -3 | 1 | 2 | 17:23 | 21 | 00:49 | 04:00 | 03:43 | 09:40 | 2 | 1 | 1 | | | 0 | 1 | 0 | | |
| 16 | C ZUBRUS, DAINIUS | | | | -2 | 2 | 4 | 13:50 | 22 | 00:37 | 02:27 | 00:00 | 11:23 | 2 | 1 | 3 | | | | | | | |
| 17 | C RUPP, MICHAEL | | | | -2 | | | 12:38 | 20 | 00:37 | 02:38 | 00:00 | 10:00 | 1 | | 1 | 2 | | 5 | 2 | 71 | | |
| 18 | C BRYLIN, SERGEI | | | | | | | 17:07 | 21 | 00:48 | 02:48 | 04:35 | 09:44 | 2 | 2 | 1 | 2 | | 2 | 1 | 50 | | |
| 19 | C ZAJAC, TRAVIS | | | | -3 | 2 | 7 | 13:27 | 17 | 00:47 | 03:49 | 00:18 | 09:20 | 1 | 1 | 1 | 2 | | 6 | 8 | 43 | | |
| 20 | L PANDOLFO, JAY | | | | | 1 | 2 | 13:13 | 23 | 00:34 | 00:00 | 03:04 | 10:09 | | | 1 | | | 1 | | | | |
| 21 | R TALLACKSON, BARRY | | | | | | | 11:02 | 14 | 00:47 | 00:00 | 00:00 | 11:02 | 1 | | 1 | | | | | | | |
| 23 | R CLARKSON, DAVID | | | | -1 | | | 10:21 | 18 | 00:34 | 00:00 | 00:00 | 10:21 | 2 | | 2 | 2 | | | | | | |
| 27 | D MOTTAU, MIKE | | | | -1 | | | 19:51 | 24 | 00:49 | 02:27 | 04:36 | 12:48 | 1 | | | 2 | | | | | | |
| 28 | D RACHUNEK, KAREL | | | | -2 | | | 17:51 | 19 | 00:56 | 02:35 | 01:54 | 13:22 | 2 | 1 | 1 | 1 | | 2 | | | | |
| 29 | D ODUYA, DAVID JOHNNY | | | | | | | 20:43 | 26 | 00:47 | 00:00 | 05:47 | 14:56 | 1 | | 2 | 1 | | 3 | | | | |
| 1 | G WEEKES, KEVIN | | | | | | | | | | | | | | | | | | | | | | |
| 30 | G BRODEUR, MARTIN | | | | | | | | | | | | | | | | | | | | | | |
| TEAM TOTALS | | 1 | 1 | 2 | -21 | 8 | 19 | | | | | | | 25 | 11 | 18 | 29 | 5 | 1 | 16 | 28 | 24 | 54 |

| PITTSBURGH PENGUINS | | G | A | P | + | - | PN | PIM | TOI | | | S | A/B | MS | HT | GV | TK | BS | FW | FL | F% | | |
|---------------------|-----------------------|-----|-----|-----|-----|----|----|-------|-----|-------|-------|-------|-------|----|----|----|----|----|----|----|----|----|----|
| | | TOT | SHF | AVG | PP | SH | EV | S | A/B | MS | HT | GV | TK | BS | FW | FL | F% | | | | | | |
| 2 | D GILL, HAL | | | | +3 | | | 16:33 | 25 | 00:39 | 01:26 | 02:16 | 12:51 | 1 | | 3 | | | | | | | |
| 5 | D SYDOR, DARRYL | | | | -1 | | | 18:00 | 24 | 00:45 | 02:44 | 00:00 | 15:16 | | 3 | | | | | | | | |
| 9 | L DUPUIS, PASCAL | 1 | 1 | 2 | +2 | 2 | 4 | 16:11 | 27 | 00:35 | 01:11 | 01:39 | 13:21 | 3 | | 1 | | | 0 | 1 | 0 | | |
| 11 | C STAAL, JORDAN | | | | +1 | -2 | 4 | 20:34 | 26 | 00:47 | 02:00 | 02:52 | 15:42 | 2 | 2 | 3 | 1 | | 1 | 8 | 10 | 44 | |
| 12 | L MALONE, RYAN | 2 | 2 | 2 | +2 | | | 19:05 | 25 | 00:45 | 05:46 | 02:58 | 10:21 | 2 | 2 | 2 | 2 | | 1 | | | | |
| 17 | R SYKORA, PETR | 1 | 2 | 3 | +1 | | | 15:46 | 20 | 00:47 | 05:07 | 00:00 | 10:39 | 3 | 1 | 1 | 1 | | | | | | |
| 18 | R HOSSA, MARIAN | 3 | 3 | 2 | +2 | | | 20:20 | 25 | 00:48 | 04:34 | 02:14 | 13:32 | 6 | 1 | 1 | 1 | | 1 | | | | |
| 19 | D WHITNEY, RYAN | 1 | 1 | 1 | +1 | | | 24:36 | 28 | 00:52 | 07:06 | 01:47 | 15:43 | 3 | 2 | | 1 | | 1 | 2 | | | |
| 25 | C TALBOT, MAXIME | | | | | | | 16:20 | 22 | 00:44 | 01:11 | 02:20 | 12:49 | | | | | 1 | 9 | 8 | 53 | | |
| 27 | R LARAQUE, GEORGES | | | | +1 | | | 09:52 | 14 | 00:42 | 01:11 | 00:00 | 08:41 | | | 3 | | | | | | | |
| 37 | L RUUTU, JARKKO | 1 | 1 | 1 | +1 | 2 | 4 | 12:12 | 17 | 00:43 | 00:57 | 00:00 | 11:15 | 1 | | 3 | | | | | | | |
| 38 | D TAFFE, JEFF | | | | | | | 07:49 | 9 | 00:51 | 01:45 | 00:00 | 05:38 | 1 | | 2 | 2 | | 0 | 1 | 0 | | |
| 39 | L MINARD, CHRISTOPHER | | | | | | | 00:49 | 1 | 00:49 | 00:00 | 00:00 | 00:49 | | | 1 | | | | | | | |
| 44 | D ORRICK, BROOKS | | 1 | 1 | +2 | | | 19:45 | 23 | 00:51 | 01:23 | 04:40 | 13:42 | | | 7 | | 2 | | | | | |
| 48 | C KENNEDY, TYLER | | | | -1 | | | 11:41 | 14 | 00:50 | 02:33 | 00:00 | 09:08 | 1 | 1 | 1 | 1 | 1 | 1 | | | | |
| 55 | D GONCHAR, SERGEI | 2 | 2 | 2 | +2 | | | 25:27 | 25 | 01:01 | 07:11 | 04:11 | 14:05 | 1 | 1 | 1 | 1 | | 1 | | | | |
| 58 | D LETANG, KRISTOPHER | 1 | 1 | 1 | +1 | | | 15:39 | 22 | 00:42 | 02:56 | 00:00 | 12:43 | 1 | 1 | 1 | | | 1 | | | | |
| 71 | C MALKIN, EVGENI | 2 | 1 | 3 | +2 | | | 21:27 | 22 | 00:58 | 07:54 | 00:51 | 12:42 | 4 | 1 | 1 | | | 7 | 8 | 47 | | |
| 29 | G FLEURY, MARC-ANDRE | | | | | | | | | | | | | | | | | | | | | | |
| 35 | G CONKLIN, TY | | | | | | | | | | | | | | | | | | | | | | |
| TEAM TOTALS | | 7 | 13 | 20 | +19 | 6 | 12 | | | | | | | 28 | 16 | 12 | 29 | 1 | 2 | 11 | 24 | 28 | 46 |

G=Goals A=Assists P=Points +/-=Plus/Minus PN=Number of Penalties PIM=Penalty Minutes TOI=Time On Ice SHF=# of Shifts AVG=Average Time/Shift S=Shots on Goal A/B=Attempts Blocked MS=Missed Shots HT=Hits Given GV=Giveaways TK=Takeaways BS=Blocked Shots FW=Faceoffs Won FL=Faceoffs Lost F%=Faceoff Win Percentage PP=Power Play SH=Short Handed EV=Even Strength OT=Overtime TOT=Total

VISITOR

HOME

Game Summary



1



Game
Monday, March 24, 2008
Attendance 16,234 at Nassau Coliseum
Start 7:10 EDT ; End 9:29 EDT
Game 1136
Final



4



PITTSBURGH PENGUINS
Game 76 Away Game 38

NEW YORK ISLANDERS
Game 77 Home Game 38

SCORING SUMMARY

| G | Per | Time | Str | Team | Goal | Scorer | Assist | Assist | PIT on Ice | NYI on Ice |
|---|-----|-------|-----|------|------|------------------|------------------|-------------------|------------------------|-----------------------|
| 1 | 1 | 3:22 | SH | NYI | 10 | R.PARK(10) | 21 K.OKPOSO(2) | 6 M.SPILLER(1) | 12, 18, 19, 35, 55, 71 | 6, 10, 21, 24, 34 |
| 2 | 1 | 3:58 | PP | PIT | 17 | P.SYKORA(28) | 48 T.KENNEDY(9) | 38 J.TAFFE(7) | 5, 17, 35, 38, 48, 58 | 3, 34, 44, 57, 63 |
| 3 | 2 | 11:45 | EV | NYI | 13 | B.GUERIN(23) | 63 J.VASICEK(19) | 24 R.MARTINEK(14) | 4, 17, 18, 19, 35, 71 | 6, 13, 20, 24, 34, 63 |
| 4 | 2 | 14:53 | PP | NYI | 20 | S.BERGENHEIM(10) | 13 B.GUERIN(19) | 81 M.SATAN(24) | 11, 12, 35, 44, 55 | 4, 13, 20, 34, 63, 81 |
| 5 | 3 | 12:41 | EV | NYI | 7 | T.HUNTER(12) | 81 M.SATAN(25) | 15 J.TABELLINI(3) | 11, 17, 35, 38, 44, 55 | 3, 7, 15, 34, 44, 81 |

PITTSBURGH PENGUINS

NEW YORK ISLANDERS

PENALTY SUMMARY

| # | Per | Time | Player | PIM | Penalty |
|----------|-----|-------|--------------|-----|-------------------------|
| 1 | 1 | 11:58 | 38 J.TAFFE | 2 | Hi-sticking |
| 2 | 1 | 18:07 | 37 J.RUUTU | 2 | Unsportsmanlike conduct |
| 3 | 2 | 14:31 | 17 P.SYKORA | 2 | Slashing |
| 4 | 3 | 5:34 | 11 J.STAAL | 2 | Holding |
| 5 | 3 | 18:12 | 55 S.GONCHAR | 2 | Hi-sticking |
| 6 | 3 | 19:24 | 55 S.GONCHAR | 2 | Hi-sticking |
| TOT 6-12 | | | | | |

| # | Per | Time | Player | PIM | Penalty |
|----------|-----|-------|---------------|-----|----------------|
| 1 | 1 | 2:40 | 72 J.COLLITON | 2 | Hi-sticking |
| 2 | 1 | 4:33 | 2 A.JOHNSON | 2 | Slashing |
| 3 | 1 | 14:12 | 3 R.DAVISON | 2 | Cross checking |
| 4 | 2 | 17:36 | 28 T.JACKMAN | 2 | Interference |
| 5 | 3 | 8:12 | 3 R.DAVISON | 2 | Tripping |
| 6 | 3 | 14:11 | 72 J.COLLITON | 2 | Tripping |
| TOT 6-12 | | | | | |

BY PERIOD

| Per | Goals | Shots | PN | PIM |
|-----|-------|-------|----|-----|
| 1 | 1 | 12 | 2 | 4 |
| 2 | 0 | 3 | 1 | 2 |
| 3 | 0 | 14 | 3 | 6 |
| TOT | 1 | 29 | 6 | 12 |

| Per | Goals | Shots | PN | PIM |
|-----|-------|-------|----|-----|
| 1 | 1 | 12 | 3 | 6 |
| 2 | 2 | 14 | 1 | 2 |
| 3 | 1 | 10 | 2 | 4 |
| TOT | 4 | 36 | 6 | 12 |

POWERPLAYS (Goals-Opp. / Power Play Time)

| 5v4 | 5v3 | 4v3 | TOT |
|-----------|-----|-----|-----------|
| 1-6/11:18 | | | 1-6/11:18 |

| 5v4 | 5v3 | 4v3 | TOT |
|-----------|-----|-----|-----------|
| 1-5/08:10 | | | 1-5/08:10 |

EVEN STRENGTH (Goals-Occurrences / Time)

| 5v5 | 4v4 | 3v3 | TOT |
|------------|-----|-----|------------|
| 0-11/40:32 | | | 0-11/40:32 |

| 5v5 | 4v4 | 3v3 | TOT |
|------------|-----|-----|------------|
| 2-11/40:32 | | | 2-11/40:32 |

GOALTENDER SUMMARY

| PITTSBURGH PENGUINS | | TOI | | | | GOALS-SHOTS AGAINST | | | |
|---------------------|----------------------|-------|-------|-------|-------|---------------------|------|------|------|
| | | EV | PP | SH | TOT | 1 | 2 | 3 | TOT |
| 29 | G FLEURY, MARC-ANDRE | | | | | | | | |
| 35 | G CONKLIN, TY | 40:32 | 11:18 | 08:10 | 60:00 | 1-12 | 2-14 | 1-10 | 4-36 |
| TEAM TOTALS | | 40:32 | 11:18 | 08:10 | 60:00 | 1-12 | 2-14 | 1-10 | 4-36 |

| NEW YORK ISLANDERS | | TOI | | | | GOALS-SHOTS AGAINST | | | |
|--------------------|---------------------|-------|-------|-------|-------|---------------------|-----|------|------|
| | | EV | PP | SH | TOT | 1 | 2 | 3 | TOT |
| 34 | G DUBIELEWICZ, WADE | 40:32 | 08:10 | 11:18 | 60:00 | 1-12 | 0-3 | 0-14 | 1-29 |
| 35 | G MACDONALD, JOEY | | | | | | | | |
| TEAM TOTALS | | 40:32 | 08:10 | 11:18 | 60:00 | 1-12 | 0-3 | 0-14 | 1-29 |

OFFICIALS

Referee: #21 Don VanMassenhoven Linesman: #93 Brian Murphy
#34 Brad Meier #79 Mark Pare
Standby: Standby:

3 STARS Picked By: ISLANDERS RADIO NETWORK

| 1. | Team | Pos | Player |
|----|------|-----|--------|
| 2. | | | |
| 3. | | | |

© Copyright 2007, National Hockey League 2008-03-24-21.30.04

12 71 17
38 11 18
37 25 48
39 27
44 55
5(4) 19
2 58

VISITOR

HOME

Event Summary



1



Game
Monday, March 24, 2008
Attendance 16,234 at Nassau Coliseum
Start 7:10 EDT ; End 9:29 EDT
Game 1136
Final



4



PITTSBURGH PENGUINS
Game 76 Away Game 38

NEW YORK ISLANDERS
Game 77 Home Game 38

SHOTS SUMMARY (Goals-Shots On Goal)

| PITTSBURGH PENGUINS | | | | | | | | | NEW YORK ISLANDERS | | | | | | | | | | |
|---------------------|------|-----|-----|-----|-----|-----|------|-----|--------------------|------|------|-----|-----|-----|-----|-----|------|--|--|
| EV | PP | | | SH | | | TOT | | | EV | PP | | | SH | | | TOT | | |
| 0-14 | 1-13 | | | 0-2 | | | 1-29 | | | 2-20 | 1-13 | | | 1-3 | | | 4-36 | | |
| 5v5 | 5v4 | 5v3 | 4v5 | 4v4 | 4v3 | 3v5 | 3v4 | 3v3 | 5v5 | 5v4 | 5v3 | 4v5 | 4v4 | 4v3 | 3v5 | 3v4 | 3v3 | | |
| 0-14 | 1-13 | | 0-2 | | | | | | 2-20 | 1-13 | | 1-3 | | | | | | | |

FACE-OFF SUMMARY (Face-offs Won-Face-offs Total / Percentage)

| PITTSBURGH PENGUINS | | | | NEW YORK ISLANDERS | | | |
|---------------------|----------|----------|-----------|--------------------|-----------|----------|-----------|
| EV | PP | SH | TOT | EV | PP | SH | TOT |
| 11-29/38% | 6-12/50% | 3-14/21% | 20-55/36% | 18-29/62% | 11-14/79% | 6-12/50% | 35-55/64% |

TEAM SUMMARY

| PITTSBURGH PENGUINS | | | | | | | | | | | TOI | | | | | | | | | | | | | | | | | | | | | | |
|---------------------|---|---------------------|---|---|----|-----|-------|-----|-------|-------|----------|----------|----------|------------|----------|-----------|----|----|----|----|----|-----|--|-----------|-----------|-----------|-----------|-----------|-----------|-----------|-----------|-----------|-----------|
| G | A | P | + | - | PN | PIM | TOT | SHF | AVG | PP | SH | EV | S | A/B | MS | HT | GV | TK | BS | FW | FL | F% | | | | | | | | | | | |
| 2 | D | GILL, HAL | | | | | 16:25 | 19 | 00:51 | 00:00 | 02:56 | 13:29 | 1 | | 1 | | 1 | | 2 | | | | | | | | | | | | | | |
| 4 | D | SCUDERI, ROB | | | | | 10:43 | 15 | 00:42 | 00:04 | 01:24 | 09:15 | 1 | | | | | 1 | | | | | | | | | | | | | | | |
| 5 | D | SYDOR, DARRYL | | | | | 12:27 | 17 | 00:43 | 02:19 | 00:00 | 10:08 | | | | | | | | | | | | | | | | | | | | | |
| 11 | C | STAAL, JORDAN | | | 1 | 2 | 19:46 | 26 | 00:45 | 02:33 | 02:43 | 14:30 | 3 | | 2 | 2 | 2 | 3 | 1 | 8 | 14 | 36 | | | | | | | | | | | |
| 12 | L | MALONE, RYAN | | | -2 | | 21:36 | 21 | 01:01 | 06:04 | 04:35 | 10:57 | 1 | | 2 | 3 | 2 | | 3 | | | | | | | | | | | | | | |
| 17 | R | SYKORA, PETR | 1 | 1 | -1 | 1 | 16:20 | 18 | 00:54 | 05:52 | 00:00 | 10:28 | 3 | 2 | 2 | 2 | 1 | | | | | | | | | | | | | | | | |
| 18 | R | HOSSA, MARIAN | | | -3 | | 22:54 | 25 | 00:54 | 06:56 | 01:45 | 14:13 | 4 | 2 | | 2 | 1 | 2 | | | | | | | | | | | | | | | |
| 19 | D | WHITNEY, RYAN | | | -2 | | 22:39 | 21 | 01:04 | 08:55 | 02:51 | 10:53 | 1 | 3 | | | | | 3 | | | | | | | | | | | | | | |
| 25 | C | TALBOT, MAXIME | | | | | 16:49 | 22 | 00:45 | 00:00 | 03:59 | 12:50 | 1 | 1 | 1 | 1 | 1 | 1 | 5 | 10 | 33 | | | | | | | | | | | | |
| 27 | R | LARAQUE, GEORGES | | | | | 08:30 | 12 | 00:42 | 00:00 | 00:00 | 08:30 | | | | 2 | 1 | 1 | | | | | | | | | | | | | | | |
| 37 | L | RUUTU, JARKKO | | | 1 | 2 | 09:53 | 15 | 00:39 | 00:00 | 01:19 | 08:34 | 1 | | | 1 | 2 | 1 | | | | | | | | | | | | | | | |
| 38 | L | TAFFE, JEFF | 1 | 1 | | 1 | 13:09 | 16 | 00:49 | 01:44 | 00:00 | 11:25 | 1 | | | 2 | | | 1 | 1 | 0 | 100 | | | | | | | | | | | |
| 39 | L | MINARD, CHRISTOPHER | | | | | 07:01 | 9 | 00:46 | 00:00 | 00:00 | 07:01 | 3 | | 2 | 2 | | | 1 | 1 | | | | | | | | | | | | | |
| 44 | D | ORPIK, BROOKS | | | | | 19:23 | 17 | 01:08 | 00:04 | 05:04 | 14:15 | | | | 1 | | 1 | | | | | | | | | | | | | | | |
| 48 | C | KENNEDY, TYLER | 1 | 1 | | | 11:40 | 14 | 00:50 | 02:25 | 00:00 | 09:15 | 1 | 1 | | 1 | | | | | | | | | | | | | | | | | |
| 55 | D | GONCHAR, SERGEI | | | -1 | 1 | 24:31 | 21 | 01:10 | 08:22 | 03:55 | 12:14 | 4 | 2 | | 2 | 1 | | 2 | | | | | | | | | | | | | | |
| 58 | D | LETANG, KRISTOPHER | | | -1 | | 13:52 | 19 | 00:43 | 02:52 | 00:10 | 10:50 | 2 | | 1 | 2 | | 2 | | | | | | | | | | | | | | | |
| 71 | C | MALKIN, EVGENI | | | -3 | | 24:12 | 23 | 01:03 | 08:20 | 01:59 | 13:53 | 3 | 1 | 1 | | 1 | 1 | | 6 | 11 | 35 | | | | | | | | | | | |
| 29 | G | FLEURY, MARC-ANDRE | | | | | | | | | | | | | | | | | | | | | | | | | | | | | | | |
| 35 | G | CONKLIN, TY | | | | | | | | | | | | | | | | 1 | | | | | | | | | | | | | | | |
| TEAM TOTALS | | | | | | | | | | | 1 | 0 | 1 | -15 | 5 | 10 | | | | | | | | 29 | 12 | 12 | 23 | 14 | 12 | 27 | 20 | 35 | 36 |

| NEW YORK ISLANDERS | | | | | | | | | | | TOI | | | | | | | | | | | | | | | | | | | | | | |
|--------------------|---|-------------------|---|---|----|-----|-------|-----|-------|-------|----------|----------|----------|------------|----------|-----------|----|----|----|----|----|-----|--|-----------|-----------|----------|-----------|-----------|-----------|----------|-----------|-----------|-----------|
| G | A | P | + | - | PN | PIM | TOT | SHF | AVG | PP | SH | EV | S | A/B | MS | HT | GV | TK | BS | FW | FL | F% | | | | | | | | | | | |
| 2 | D | JOHNSON, AARON | | | 1 | 2 | 15:05 | 19 | 00:47 | 02:05 | 00:16 | 12:44 | 2 | | | | 1 | | | | | | | | | | | | | | | | |
| 3 | D | DAVISON, ROB | | | +1 | 2 | 16:57 | 20 | 00:50 | 00:13 | 03:23 | 13:21 | 1 | | | 2 | | | 3 | | | | | | | | | | | | | | |
| 4 | D | BERARD, BRYAN | | | | | 20:23 | 20 | 01:01 | 05:45 | 00:59 | 13:39 | 3 | 3 | | 1 | 1 | 1 | | | | | | | | | | | | | | | |
| 6 | D | SPILLER, MATTHEW | 1 | 1 | +2 | | 18:54 | 21 | 00:54 | 00:07 | 05:52 | 12:55 | 1 | 1 | | 3 | 2 | 1 | 1 | | | | | | | | | | | | | | |
| 7 | R | HUNTER, TRENT | 1 | 1 | +3 | | 17:41 | 22 | 00:48 | 02:15 | 05:02 | 10:24 | 4 | 2 | | 5 | | 1 | 3 | 0 | 1 | 0 | | | | | | | | | | | |
| 10 | R | PARK, RICHARD | 1 | 1 | +1 | | 19:28 | 23 | 00:50 | 02:34 | 04:50 | 12:04 | 1 | | | 2 | | 2 | 1 | 11 | 11 | 50 | | | | | | | | | | | |
| 13 | R | GUERIN, BILL | 1 | 1 | +1 | | 15:15 | 17 | 00:53 | 05:01 | 00:00 | 10:14 | 4 | 1 | 1 | 1 | 1 | 2 | 1 | | | | | | | | | | | | | | |
| 15 | L | TAMBELLINI, JEFF | 1 | 1 | +3 | | 11:36 | 13 | 00:53 | 01:37 | 00:00 | 09:59 | 1 | | | | | | | | | | | | | | | | | | | | |
| 20 | L | BERGENHEIM, SEAN | 1 | 1 | +1 | | 17:16 | 17 | 01:00 | 05:14 | 00:10 | 11:52 | 6 | 1 | 2 | 3 | 1 | 1 | | 1 | 0 | 100 | | | | | | | | | | | |
| 21 | R | OKOSO, KYLE | 1 | 1 | +1 | | 13:50 | 16 | 00:51 | 02:22 | 00:36 | 10:52 | 1 | 1 | | 1 | | 1 | | | | | | | | | | | | | | | |
| 24 | D | MARTINEK, RADEK | 1 | 1 | +2 | | 23:48 | 23 | 01:02 | 01:17 | 06:56 | 15:35 | 2 | 1 | 1 | 1 | 5 | | 2 | | | | | | | | | | | | | | |
| 28 | R | JACKMAN, TIM | | | 1 | 2 | 09:11 | 12 | 00:45 | 00:00 | 01:57 | 07:14 | 2 | | | 2 | | | | | | | | | | | | | | | | | |
| 44 | D | MEYER, FREDDY | | | +1 | | 19:06 | 20 | 00:57 | 00:27 | 05:10 | 13:29 | | | | 2 | 3 | 1 | 1 | 1 | | | | | | | | | | | | | |
| 48 | L | REGIER, STEVE | | | | | 08:33 | 11 | 00:46 | 00:00 | 03:38 | 04:55 | 1 | | | 3 | | | | | | | | | | | | | | | | | |
| 57 | L | COMEAU, BLAKE | | | | | 15:39 | 16 | 00:58 | 02:30 | 00:55 | 12:14 | 1 | | | 1 | 1 | | | 1 | 0 | 100 | | | | | | | | | | | |
| 63 | C | VASICEK, JOSEF | 1 | 1 | +1 | | 19:17 | 19 | 01:00 | 05:22 | 02:39 | 11:16 | 3 | | 1 | 1 | | | 18 | 3 | 86 | | | | | | | | | | | | |
| 72 | C | COLLITON, JEREMY | | | 2 | 4 | 07:45 | 11 | 00:42 | 00:00 | 02:33 | 05:12 | | 1 | 1 | 1 | | | 1 | 1 | 50 | | | | | | | | | | | | |
| 81 | R | SATAN, MIROSLAV | 2 | 2 | +3 | | 18:58 | 15 | 01:15 | 08:08 | 00:16 | 10:34 | 5 | 2 | | | | 1 | | 3 | 4 | 43 | | | | | | | | | | | |
| 34 | G | DUBIELEWICZ, WADE | | | | | | | | | | | | | | | | | | | | | | | | | | | | | | | |
| 35 | G | MACDONALD, JOEY | | | | | | | | | | | | | | | | | | | | | | | | | | | | | | | |
| TEAM TOTALS | | | | | | | | | | | 4 | 1 | 5 | +14 | 6 | 12 | | | | | | | | 36 | 15 | 9 | 30 | 12 | 11 | 0 | 35 | 20 | 64 |

G=Goals A=Assists P=Points +/-Plus/Minus PN=Number of Penalties PIM=Penalty Minutes TOI=Time On Ice SHF=# of Shifts AVG=Average Time/Shift S=Shots on Goal A/B=Attempts Blocked MS=Missed Shots HT=Hits Given GV=Giveaways TK=Takeaways BS=Blocked Shots FW=Faceoffs Won FL=Faceoffs Lost F%=Faceoff Win Percentage PP=Power Play SH=Short Handed EV=Even Strength OT=Overtime TOT=Total

VISITOR

HOME

Game Summary



Game
Tuesday, March 25, 2008
Attendance 16,292 at Prudential Center
Start 7:07 EDT ; End 9:23 EDT
Game 1141
Final



PITTSBURGH PENGUINS
Game 77 Away Game 39

NEW JERSEY DEVILS
Game 76 Home Game 38

SCORING SUMMARY

| G | Per | Time | Str | Team | Goal | Scorer | Assist | Assist | PIT on Ice | N.J on Ice |
|---|-----|-------|-------|------|------|--------------|--------|---------------|------------------------|----------------------|
| 1 | 1 | 5:18 | PP | PIT | 12 | R.MALONE(27) | 19 | R.WHITNEY(27) | 12, 17, 19, 29, 55, 71 | 5, 11, 20, 27, 30 |
| 2 | 3 | 19:18 | EV-EN | PIT | 18 | M.HOSSA(28) | 12 | R.MALONE(23) | 11, 12, 18, 29, 44, 55 | 7, 9, 11, 14, 15, 26 |

PITTSBURGH PENGUINS

NEW JERSEY DEVILS

PENALTY SUMMARY

| # | Per | Time | Player | PIM | Penalty | # | Per | Time | Player | PIM | Penalty | | |
|----------------|-----|-------|--------|-----------|---------|----------------|----------------|------|--------|------|----------|--------------------------|----------------|
| 1 | 1 | 17:58 | 25 | M.TALBOT | 2 | Hi-sticking | 1 | 1 | 4:09 | 26 | P.ELIAS | 2 | Interference |
| 2 | 1 | 20:00 | 44 | B.ORPIK | 2 | Cross checking | 2 | 1 | 20:00 | 16 | D.ZUBRUS | 2 | Cross checking |
| 3 | 2 | 15:26 | 12 | R.MALONE | 2 | Tripping | 3 | 3 | 6:06 | TEAM | 2 | Too many men/ice - bench | |
| 4 | 3 | 2:50 | 27 | G.LARAQUE | 2 | Tripping | TOT 3-6 | | | | | | |
| TOT 4-8 | | | | | | | | | | | | | |

BY PERIOD

| Per | Goals | Shots | PN | PIM | Per | Goals | Shots | PN | PIM |
|------------|----------|-----------|----------|----------|------------|----------|-----------|----------|----------|
| 1 | 1 | 7 | 2 | 4 | 1 | 0 | 9 | 2 | 4 |
| 2 | 0 | 7 | 1 | 2 | 2 | 0 | 6 | 0 | 0 |
| 3 | 1 | 6 | 1 | 2 | 3 | 0 | 16 | 1 | 2 |
| TOT | 2 | 20 | 4 | 8 | TOT | 0 | 31 | 3 | 6 |

POWERPLAYS (Goals-Opp. / Power Play Time)

| 5v4 | 5v3 | 4v3 | TOT | 5v4 | 5v3 | 4v3 | TOT |
|-----------|-----|-----|-----------|-----------|-----|-----|-----------|
| 1-2/03:09 | | | 1-2/03:09 | 0-3/06:00 | | | 0-3/06:00 |

EVEN STRENGTH (Goals-Occurrences / Time)

| 5v5 | 4v4 | 3v3 | TOT | 5v5 | 4v4 | 3v3 | TOT |
|-----------|-----------|-----|-----------|-----------|-----------|-----|-----------|
| 1-7/48:51 | 0-1/02:00 | | 1-8/50:51 | 0-7/48:51 | 0-1/02:00 | | 0-8/50:51 |

GOALTENDER SUMMARY

| PITTSBURGH PENGUINS | | TOI | | | | GOALS-SHOTS AGAINST | | | |
|---------------------|--------------------------|--------------|--------------|--------------|--------------|---------------------|------------|-------------|-------------|
| | | EV | PP | SH | TOT | 1 | 2 | 3 | TOT |
| 29 | G FLEURY, MARC-ANDRE (W) | 50:51 | 03:09 | 06:00 | 60:00 | 0-9 | 0-6 | 0-16 | 0-31 |
| 35 | G CONKLIN, TY | | | | | | | | |
| TEAM TOTALS | | 50:51 | 03:09 | 06:00 | 60:00 | 0-9 | 0-6 | 0-16 | 0-31 |

| NEW JERSEY DEVILS | | TOI | | | | GOALS-SHOTS AGAINST | | | |
|--------------------|-----------------------|--------------|--------------|--------------|--------------|---------------------|------------|------------|-------------|
| | | EV | PP | SH | TOT | 1 | 2 | 3 | TOT |
| 1 | G WEEKES, KEVIN | | | | | | | | |
| 30 | G BRODEUR, MARTIN (L) | 50:02 | 06:00 | 03:09 | 59:11 | 1-7 | 0-7 | 0-5 | 1-19 |
| EMPTY NET | | 00:49 | 00:00 | 00:00 | 00:49 | | | 1-1 | 1-1 |
| TEAM TOTALS | | 50:51 | 06:00 | 03:09 | 60:00 | 1-7 | 0-7 | 1-5 | 2-20 |

OFFICIALS

Referee: #2 Kerry Fraser
Linesman: #93 Brian Murphy
#27 Eric Furlatt
#79 Mark Pare
Standby:
Standby:

3 STARS Picked By: Attending Media

| Team | Pos | Player |
|--------|-----|--------------|
| 1. PIT | G | 29 M.FLEURY |
| 2. PIT | L | 12 R.MALONE |
| 3. N.J | G | 30 M.BRODEUR |

12 71 17
(19) 48 11 18
37 25 27
19 38 36
2 58
44 58
4 5

VISITOR

HOME

Event Summary



2



Game
Tuesday, March 25, 2008
Attendance 16,292 at Prudential Center
Start 7:07 EDT ; End 9:23 EDT
Game 1141
Final



0



PITTSBURGH PENGUINS
Game 77 Away Game 39

NEW JERSEY DEVILS
Game 76 Home Game 38

SHOTS SUMMARY (Goals-Shots On Goal)

| PITTSBURGH PENGUINS | | | | | | | | | NEW JERSEY DEVILS | | | | | | | | |
|---------------------|-----|------|-----|-----|------|-----|-----|-----|-------------------|------|-----|-----|-----|-----|-----|-----|-----|
| EV | PP | SH | | | TOT | | | EV | PP | SH | | | TOT | | | | |
| 1-17 | 1-3 | 2-20 | | | 0-26 | 0-3 | 0-2 | | | 0-31 | | | | | | | |
| 5v5 | 5v4 | 5v3 | 4v5 | 4v4 | 4v3 | 3v5 | 3v4 | 3v3 | 5v5 | 5v4 | 5v3 | 4v5 | 4v4 | 4v3 | 3v5 | 3v4 | 3v3 |
| 1-14 | 1-3 | 0-3 | | | 0-25 | 0-3 | 0-2 | | | 0-1 | | | | | | | |

FACE-OFF SUMMARY (Face-offs Won-Face-offs Total / Percentage)

| PITTSBURGH PENGUINS | | | | NEW JERSEY DEVILS | | | |
|---------------------|--------|---------|-----------|-------------------|---------|----------|-----------|
| EV | PP | SH | TOT | EV | PP | SH | TOT |
| 14-36/39% | 0-2/0% | 3-9/33% | 17-47/36% | 22-36/61% | 6-9/67% | 2-2/100% | 30-47/64% |

TEAM SUMMARY

| PITTSBURGH PENGUINS | | | | | | | | | | NEW JERSEY DEVILS | | | | | | | | | | | | | | | | | | | | | |
|---------------------|---|--------------------|---|---|----|-----|-------|-------|-------|-------------------|-------|-------|-------|-----|----|----|----|----|----|----|----|----|---|---|---|---|---|----|----|----|----|
| G | A | P | + | - | PN | PIM | TOT | SHF | AVG | PP | SH | EV | S | A/B | MS | HT | GV | TK | BS | FW | FL | F% | | | | | | | | | |
| 2 | D | GILL, HAL | | | | | 20:51 | 27 | 00:46 | 00:00 | 03:13 | 17:38 | | | | 2 | | | 4 | | | | | | | | | | | | |
| 4 | D | SCUDERI, ROB | | | | | 20:59 | 24 | 00:52 | 00:00 | 03:13 | 17:46 | | | | | | | 1 | | | | | | | | | | | | |
| 5 | D | SYDOR, DARRYL | | | | | 17:05 | 20 | 00:51 | 00:06 | 00:00 | 16:59 | | | | | | | 2 | | | | | | | | | | | | |
| 11 | C | STAAL, JORDAN | | | +1 | | 18:14 | 27 | 00:40 | 00:06 | 03:17 | 14:51 | 1 | | 1 | | | | 1 | 5 | 15 | 25 | | | | | | | | | |
| 12 | L | MALONE, RYAN | 1 | 1 | 2 | +1 | 22:17 | 24 | 00:55 | 02:32 | 02:24 | 17:21 | 4 | 1 | | 1 | | | | | 0 | 1 | 0 | | | | | | | | |
| 17 | R | SYKORA, PETR | | | | | 17:36 | 22 | 00:48 | 02:08 | 00:00 | 15:28 | 2 | | 1 | | | | 1 | | | | | | | | | | | | |
| 18 | R | HOSSA, MARIAN | 1 | 1 | +1 | | 19:42 | 25 | 00:47 | 01:01 | 02:47 | 15:54 | 4 | | | | | | 1 | 2 | | | | | | | | | | | |
| 19 | D | WHITNEY, RYAN | | | | | 11:29 | 15 | 00:45 | 02:54 | 00:00 | 08:35 | 2 | | 1 | 1 | 1 | | | | | | | | | | | | | | |
| 25 | C | TALBOT, MAXIME | | | | 1 | 16:09 | 26 | 00:37 | 00:00 | 01:40 | 14:29 | 1 | 1 | | 1 | | | | 5 | 3 | 63 | | | | | | | | | |
| 27 | R | LARAQUE, GEORGES | | | | 1 | 08:30 | 13 | 00:39 | 00:00 | 00:00 | 08:30 | | | | | | | | | | | | | | | | | | | |
| 36 | L | JAMES, CONNOR | | | | | 06:11 | 11 | 00:33 | 00:00 | 00:00 | 06:11 | | | | | | | 1 | | | | | | | | | | | | |
| 37 | L | RUUTU, JARKKO | | | | | 11:06 | 20 | 00:33 | 00:00 | 00:49 | 10:17 | 1 | | | 1 | | | | | | | | | | | | | | | |
| 38 | L | TAFFE, JEFF | | | | | 08:51 | 13 | 00:40 | 00:22 | 00:00 | 08:29 | 1 | | | | | | | 2 | 2 | 50 | | | | | | | | | |
| 44 | D | ORPIK, BROOKS | 1 | 1 | +1 | 1 | 2 | 18:15 | 25 | 00:43 | 00:00 | 02:47 | 15:28 | | | | | | | | | | | | | | | | | | |
| 48 | C | KENNEDY, TYLER | | | | | 12:38 | 21 | 00:36 | 00:37 | 00:00 | 12:01 | 1 | 2 | 1 | | | | | | | | | | | | | | | | |
| 55 | D | GONCHAR, SERGEI | 1 | 1 | +1 | | 23:39 | 28 | 00:50 | 03:03 | 02:47 | 17:49 | | | | 1 | | | 1 | 3 | | | | | | | | | | | |
| 58 | D | LETANG, KRISTOPHER | | | | | 16:42 | 24 | 00:41 | 00:15 | 00:00 | 16:27 | 2 | | | | | | 1 | | | | | | | | | | | | |
| 71 | C | MALKIN, EVGENI | | | | | 21:46 | 24 | 00:54 | 02:41 | 01:03 | 18:02 | 1 | | | | | | 1 | 5 | 9 | 36 | | | | | | | | | |
| 29 | G | FLEURY, MARC-ANDRE | | | | | | | | | | | | | | | | | | | | | | | | | | | | | |
| 35 | G | CONKLIN, TY | | | | | | | | | | | | | | | | | | | | | | | | | | | | | |
| TEAM TOTALS | | | | | | | | | | 2 | 4 | 6 | +5 | 4 | 8 | | | | | | | 20 | 4 | 4 | 7 | 1 | 5 | 14 | 17 | 30 | 36 |

| NEW JERSEY DEVILS | | | | | | | | | | PITTSBURGH PENGUINS | | | | | | | | | | | | | | | | | | | | | |
|-------------------|---|----------------------|---|---|----|-----|-------|-------|-------|---------------------|-------|-------|-------|-----|----|----|----|----|----|----|----|-----|----|----|----|----|---|---|----|----|----|
| G | A | P | + | - | PN | PIM | TOT | SHF | AVG | PP | SH | EV | S | A/B | MS | HT | GV | TK | BS | FW | FL | F% | | | | | | | | | |
| 2 | D | VISHNEVSKI, VITALY | | | | | 13:45 | 19 | 00:43 | 00:00 | 00:00 | 13:45 | 2 | | 1 | | | | | | | | | | | | | | | | |
| 5 | D | WHITE, COLIN (JOHN) | | | | | 22:10 | 24 | 00:55 | 00:06 | 02:19 | 19:45 | | 1 | | 1 | 1 | | 1 | | | | | | | | | | | | |
| 7 | D | MARTIN, PAUL | | | -1 | | 21:38 | 27 | 00:48 | 03:31 | 00:50 | 17:17 | 1 | 2 | | | | 1 | | | | | | | | | | | | | |
| 8 | D | BROOKBANK, SHELDON | | | | | 15:46 | 22 | 00:43 | 02:23 | 00:00 | 13:23 | 2 | 1 | 1 | | | 1 | | | | | | | | | | | | | |
| 9 | L | PARISE, ZACH | | | -1 | | 19:11 | 21 | 00:54 | 03:10 | 00:00 | 16:01 | 3 | 1 | 1 | | | | | | | | | | | | | | | | |
| 11 | C | MADDEN, JOHN | | | -1 | | 18:36 | 21 | 00:53 | 00:06 | 02:19 | 16:11 | 1 | 2 | 3 | 1 | | | 1 | 8 | 7 | 53 | | | | | | | | | |
| 14 | R | GIONTA, BRIAN | | | -1 | | 19:37 | 22 | 00:53 | 03:05 | 00:00 | 16:32 | 3 | | | | | | | 1 | 0 | 100 | | | | | | | | | |
| 15 | R | LANGENBRUNNER, JAMIE | | | -1 | | 17:40 | 23 | 00:46 | 03:31 | 00:50 | 13:19 | 2 | | 1 | | | 1 | | | | | | | | | | | | | |
| 16 | C | ZUBRUS, DAINIUS | | | | 1 | 15:36 | 21 | 00:44 | 02:23 | 00:00 | 13:13 | 2 | 1 | | | 1 | | | | | | | | | | | | | | |
| 17 | C | RUPP, MICHAEL | | | | | 14:24 | 18 | 00:48 | 01:32 | 00:00 | 12:52 | 1 | | 1 | 4 | 1 | | | 5 | 4 | 56 | | | | | | | | | |
| 18 | C | BRYLIN, SERGEI | | | | | 06:44 | 10 | 00:40 | 00:00 | 00:00 | 06:44 | | | 1 | | | | | | | | | | | | | | | | |
| 19 | C | ZAJAC, TRAVIS | | | | | 17:33 | 21 | 00:50 | 02:44 | 00:00 | 14:49 | 1 | 1 | 2 | 1 | | | 1 | 8 | 2 | 80 | | | | | | | | | |
| 20 | L | PANDOLFO, JAY | | | | | 16:50 | 20 | 00:50 | 00:06 | 02:19 | 14:25 | 1 | 3 | 1 | | | 1 | 1 | | | | | | | | | | | | |
| 22 | R | RASHAM, ARRON | | | | | 05:48 | 11 | 00:31 | 00:00 | 00:00 | 05:48 | 2 | | | 1 | | | | | | | | | | | | | | | |
| 23 | R | CLARKSON, DAVID | | | | | 09:56 | 14 | 00:42 | 00:00 | 00:00 | 09:56 | 3 | | | 1 | | | | | | | | | | | | | | | |
| 26 | L | ELIAS, PATRIK | | | -1 | 1 | 2 | 16:56 | 21 | 00:48 | 04:22 | 00:50 | 11:44 | 5 | | 2 | | 1 | 1 | | 8 | 4 | 67 | | | | | | | | |
| 27 | D | MOTTAU, MIKE | | | | | 24:17 | 26 | 00:56 | 02:29 | 02:19 | 19:29 | 2 | | | | | | 2 | | | | | | | | | | | | |
| 29 | D | ODUYA, DAVID JOHNNY | | | | | 19:13 | 25 | 00:46 | 00:32 | 00:50 | 17:51 | | 2 | | 1 | | | | | | | | | | | | | | | |
| 1 | G | WEEKES, KEVIN | | | | | | | | | | | | | | | | | | | | | | | | | | | | | |
| 30 | G | BRODEUR, MARTIN | | | | | | | | | | | | | | | | 4 | | | | | | | | | | | | | |
| TEAM PENALTY | | | | | | | | | | | | | | | | | | | | | | | | | | | | | | | |
| TEAM TOTALS | | | | | | | | | | 0 | 0 | 0 | -6 | 3 | 6 | | | | | | | 31 | 14 | 14 | 10 | 11 | 4 | 4 | 30 | 17 | 64 |

G=Goals A=Assists P=Points +/-=Plus/Minus PN=Number of Penalties PIM=Penalty Minutes TOI=Time On Ice SHF=# of Shifts AVG=Average Time/Shift S=Shots on Goal A/B=Attempts Blocked MS=Missed Shots HT=Hits Given GV=Giveaways TK=Takeaways BS=Blocked Shots FW=Faceoffs Won FL=Faceoffs Lost F%=Faceoff Win Percentage PP=Power Play SH=Short Handed EV=Even Strength OT=Overtime TOT=Total

VISITOR

HOME

Game Summary



1



Game
Thursday, March 27, 2008
Attendance 17,025 at Mellon Arena
Start 7:37 EDT ; End 10:06 EDT
Game 1157
Final



3



NEW YORK ISLANDERS
Game 78 Away Game 40

PITTSBURGH PENGUINS
Game 78 Home Game 39

SCORING SUMMARY

| G | Per | Time | Str | Team | Goal Scorer | Assist | Assist | NYI on Ice | PIT on Ice |
|---|-----|-------|-----|------|------------------|-----------------|-----------------|-----------------------|-----------------------|
| 1 | 1 | 6:53 | EV | PIT | 71 E.MALKIN(45) | 37 J.RUUTU(9) | 27 G.LARAQUE(8) | 2, 4, 10, 21, 34, 57 | 2, 27, 29, 37, 44, 71 |
| 2 | 1 | 16:31 | EV | NYI | 63 J.VASICEK(15) | 13 B.GUERIN(20) | 44 F.MEYER(8) | 3, 13, 20, 34, 44, 63 | 2, 12, 17, 29, 58, 71 |
| 3 | 2 | 15:12 | SH | PIT | 37 J.RUUTU(6) | unassisted | | 4, 10, 21, 34, 57, 81 | 25, 29, 37, 44, 55 |
| 4 | 3 | 6:40 | EV | PIT | 27 G.LARAQUE(4) | 37 J.RUUTU(10) | 2 H.GILL(21) | 4, 7, 15, 24, 34, 81 | 2, 4, 25, 27, 29, 37 |

NEW YORK ISLANDERS

PITTSBURGH PENGUINS

PENALTY SUMMARY

| # | Per | Time | Player | PIM | Penalty |
|----|-----|-------|-----------------|-----|----------------------------|
| 1 | 1 | 4:10 | 10 R.PARK | 2 | Tripping |
| 2 | 2 | 8:35 | 81 M.SATAN | 5 | Fighting (maj) |
| 3 | 2 | 8:35 | 15 J.TAMBELLINI | 2 | Slashing |
| 4 | 2 | 8:35 | 7 T.HUNTER | 2 | Roughing |
| 5 | 2 | 11:33 | 2 A.JOHNSON | 2 | Interference on goalkeeper |
| 6 | 2 | 16:36 | 28 T.JACKMAN | 5 | Fighting (maj) |
| 7 | 2 | 18:50 | 3 R.DAVISON | 2 | Roughing |
| 8 | 3 | 3:37 | 13 B.GUERIN | 2 | Roughing |
| 9 | 3 | 3:37 | 20 S.BERGENHEIM | 2 | Roughing |
| 10 | 3 | 14:21 | 2 A.JOHNSON | 2 | Tripping |
| | | | | | TOT: 10:26 |

| # | Per | Time | Player | PIM | Penalty |
|----|-----|-------|--------------|-----|--------------------------|
| 1 | 2 | 0:38 | 18 M.HOSSA | 2 | Roughing |
| 2 | 2 | 5:27 | 37 J.RUUTU | 2 | Roughing |
| 3 | 2 | 8:35 | 17 P.SYKORA | 5 | Fighting (maj) |
| 4 | 2 | 8:35 | 71 E.MALKIN | 2 | Roughing |
| 5 | 2 | 13:57 | TEAM | 2 | Too many men/ice - bench |
| 6 | 2 | 16:36 | 5 D.SYDOR | 5 | Fighting (maj) |
| 7 | 2 | 16:36 | 71 E.MALKIN | 2 | Roughing |
| 8 | 2 | 18:50 | 37 J.RUUTU | 2 | Holding |
| 9 | 3 | 3:37 | 44 B.ORBPIK | 2 | Roughing |
| 10 | 3 | 9:22 | 27 G.LARAQUE | 2 | Hooking |
| | | | | | TOT: 10:26 |

BY PERIOD

| Per | Goals | Shots | PN | PIM |
|-----|-------|-------|----|-----|
| 1 | 1 | 10 | 1 | 2 |
| 2 | 0 | 5 | 6 | 18 |
| 3 | 0 | 13 | 3 | 6 |
| TOT | 1 | 28 | 10 | 26 |

| Per | Goals | Shots | PN | PIM |
|-----|-------|-------|----|-----|
| 1 | 1 | 11 | 0 | 0 |
| 2 | 1 | 11 | 8 | 22 |
| 3 | 1 | 7 | 2 | 4 |
| TOT | 3 | 29 | 10 | 26 |

POWERPLAYS (Goals-Opp. / Power Play Time)

| 5v4 | 5v3 | 4v3 | TOT |
|-----------|-----|-----|-----------|
| 0:5/10:00 | | | 0:5/10:00 |

| 5v4 | 5v3 | 4v3 | TOT |
|-----------|-----|-----|-----------|
| 0:5/10:00 | | | 0:5/10:00 |

EVEN STRENGTH (Goals-Occurrences / Time)

| 5v5 | 4v4 | 3v3 | TOT |
|------------|-----|-----|------------|
| 1:11/40:00 | | | 1:11/40:00 |

| 5v5 | 4v4 | 3v3 | TOT |
|------------|-----|-----|------------|
| 2:11/40:00 | | | 2:11/40:00 |

GOALTENDER SUMMARY

| NEW YORK ISLANDERS | | TOI | | | | GOALS-SHOTS AGAINST | | | |
|--------------------|-------------------------|-------|-------|-------|-------|---------------------|------|-----|------|
| | | EV | PP | SH | TOT | 1 | 2 | 3 | TOT |
| 34 | G DUBIELEWICZ, WADE (L) | 38:50 | 10:00 | 10:00 | 58:50 | 1-11 | 1-11 | 1-7 | 3-29 |
| 60 | G MOLE, MICHAEL | | | | | | | | |
| EMPTY NET | | 01:10 | 00:00 | 00:00 | 01:10 | | | | |
| TEAM TOTALS | | 40:00 | 10:00 | 10:00 | 60:00 | 1-11 | 1-11 | 1-7 | 3-29 |

| PITTSBURGH PENGUINS | | TOI | | | | GOALS-SHOTS AGAINST | | | |
|---------------------|--------------------------|-------|-------|-------|-------|---------------------|-----|------|------|
| | | EV | PP | SH | TOT | 1 | 2 | 3 | TOT |
| 29 | G FLEURY, MARC-ANDRE (W) | 39:47 | 10:00 | 10:00 | 59:47 | 1-10 | 0-5 | 0-13 | 1-28 |
| 35 | G CONKLEN, TY | | | | | | | | |
| EMPTY NET | | 00:13 | 00:00 | 00:00 | 00:13 | | | | |
| TEAM TOTALS | | 40:00 | 10:00 | 10:00 | 60:00 | 1-10 | 0-5 | 0-13 | 1-28 |

OFFICIALS

Referee: #8 Dave Jackson
#5 Chris Rooney
Standby:
Linesman: #67 Pierre Champoux
#90 Andy McElman
Standby:

3 STARS Picked By: Mellon Arena Media

| | Team | Pos | Player |
|----|------|-----|--------------|
| 1. | PIT | L | 37 J.RUUTU |
| 2. | PIT | R | 27 G.LARAQUE |
| 3. | PIT | C | 71 E.MALKIN |

12 71 17
9 87 18
19 11 48
37 25 27
44 55
2 58
5 4

VISITOR

HOME

Event Summary



1



Game
Thursday, March 27, 2008
Attendance 17,025 at Mellon Arena
Start 7:37 EDT ; End 10:06 EDT
Game 1157
Final



3



NEW YORK ISLANDERS
Game 78 Away Game 40

PITTSBURGH PENGUINS
Game 78 Home Game 39

SHOTS SUMMARY (Goals-Shots On Goal)

| NEW YORK ISLANDERS | | | | | | | | | | PITTSBURGH PENGUINS | | | | | | | | | |
|--------------------|-----|-----|-----|-----|------|-----|-----|-----|------|---------------------|-----|-----|-----|-----|------|-----|-----|--|--|
| EV | PP | | SH | | TOT | | | | | EV | PP | | SH | | TOT | | | | |
| 1-22 | 0-4 | | 0-2 | | 1-28 | | | | | 2-24 | 0-4 | | 1-1 | | 3-29 | | | | |
| 5v5 | 5v4 | 5v3 | 4v5 | 4v4 | 4v3 | 3v5 | 3v4 | 3v3 | 5v5 | 5v4 | 5v3 | 4v5 | 4v4 | 4v3 | 3v5 | 3v4 | 3v3 | | |
| 1-22 | 0-4 | 0-2 | | | | | | | 2-24 | 0-4 | 1-1 | | | | | | | | |

FACE-OFF SUMMARY (Face-offs Won-Face-offs Total / Percentage)

| NEW YORK ISLANDERS | | | | PITTSBURGH PENGUINS | | | |
|--------------------|----------|---------|-----------|---------------------|---------|----------|-----------|
| EV | PP | SH | TOT | EV | PP | SH | TOT |
| 20-34/59% | 8-12/67% | 5-8/63% | 33-54/61% | 14-34/41% | 3-8/38% | 4-12/33% | 21-54/39% |

TEAM SUMMARY

| NEW YORK ISLANDERS | | | | | | | | | | | | | PITTSBURGH PENGUINS | | | | | | | | | | | | | | | | | | | | | |
|---------------------|---|--------------------|---|----|-----|-----|-----|-------|-------|-------|-------|-------|---------------------|-------|----|-----|----|----|----|----|----|----|-----|----|----|----|----|----|---|---|----|----|----|----|
| G | A | P | + | PN | PIM | TOT | SHF | AVG | PP | SH | EV | S | A/B | MS | HT | GV | TK | BS | FW | FL | F% | | | | | | | | | | | | | |
| 2 | D | JOHNSON, AARON | | | | -1 | 2 | 4 | 15:49 | 20 | 00:47 | 04:09 | 00:15 | 11:25 | 1 | 1 | | 1 | | | | | | | | | | | | | | | | |
| 3 | D | DAVISON, ROB | | | | +1 | 1 | 2 | 17:27 | 21 | 00:49 | 00:00 | 04:27 | 13:00 | 1 | | | 1 | | 2 | | | | | | | | | | | | | | |
| 4 | D | BERARD, BRYAN | | | | -3 | | | 17:14 | 19 | 00:54 | 05:49 | 00:00 | 11:25 | 1 | 2 | | | | 1 | | | | | | | | | | | | | | |
| 6 | D | SPILLER, MATTHEW | | | | | | | 18:06 | 18 | 01:00 | 00:00 | 05:18 | 12:48 | | | | 1 | | 1 | | | | | | | | | | | | | | |
| 7 | R | HUNTER, TRENT | | | | -1 | 1 | 2 | 16:52 | 20 | 00:50 | 00:14 | 04:50 | 11:48 | 2 | 2 | 1 | 4 | | 1 | 2 | 0 | 100 | | | | | | | | | | | |
| 10 | R | PARK, RICHARD | | | | -2 | 1 | 2 | 18:40 | 20 | 00:56 | 04:12 | 04:12 | 10:16 | 1 | | | | | | 12 | 6 | 67 | | | | | | | | | | | |
| 13 | R | GUERIN, BILL | 1 | 1 | +1 | 1 | 2 | 17:33 | 21 | 00:50 | 05:05 | 00:00 | 12:28 | 3 | 2 | 2 | 1 | | | | | | | | | | | | | | | | | |
| 15 | L | TAMBELLINI, JEFF | | | | | 1 | 2 | 17:02 | 15 | 00:44 | 00:59 | 00:00 | 10:03 | 1 | | | | | | | | | | | | | | | | | | | |
| 20 | L | BERGENHEIM, SEAN | | | | +1 | 1 | 2 | 16:08 | 20 | 00:48 | 04:54 | 00:21 | 10:53 | 7 | | 1 | 2 | | 1 | | | | | | | | | | | | | | |
| 21 | R | OKOSO, KYLE | | | | -2 | 1 | 2 | 15:41 | 18 | 00:52 | 03:34 | 00:43 | 11:24 | 3 | 1 | 1 | | | 1 | | | | | | | | | | | | | | |
| 24 | D | MARTINEK, RADEK | | | | -1 | | | 27:16 | 23 | 01:11 | 04:11 | 05:32 | 17:33 | 2 | 1 | | 1 | | 1 | | | | | | | | | | | | | | |
| 28 | R | JACKMAN, TIM | | | | | 1 | 5 | 07:08 | 10 | 00:42 | 01:07 | 00:00 | 06:01 | | | | 3 | | | | | | | | | | | | | | | | |
| 44 | D | MEYER, FREDDY | 1 | 1 | +1 | | | | 17:24 | 20 | 00:52 | 00:00 | 04:28 | 12:56 | | 1 | 1 | 2 | 1 | 1 | | | | | | | | | | | | | | |
| 48 | L | REGIER, STEVE | | | | | | | 09:32 | 13 | 00:44 | 00:00 | 03:34 | 05:58 | 1 | | | 1 | | 1 | | | | | | | | | | | | | | |
| 57 | L | COMEAU, BLAKE | | | | -2 | | | 17:09 | 20 | 00:51 | 04:57 | 01:15 | 10:57 | 3 | | | | | | 1 | 0 | 100 | | | | | | | | | | | |
| 63 | C | VASICEK, JOSEF | 1 | 1 | +1 | | | | 17:54 | 22 | 00:48 | 04:54 | 01:01 | 11:59 | 1 | 1 | | | 1 | 10 | 10 | 60 | | | | | | | | | | | | |
| 72 | C | COLLITON, JEREMY | | | | | | | 09:31 | 14 | 00:40 | 00:00 | 03:34 | 05:57 | 1 | 1 | | | | 1 | 5 | 0 | 100 | | | | | | | | | | | |
| 81 | R | SATAN, MIROSLAV | | | | -2 | 1 | 5 | 18:44 | 19 | 00:59 | 05:55 | 00:30 | 12:19 | 1 | 1 | 2 | | | 3 | 5 | 38 | | | | | | | | | | | | |
| 34 | G | DUBIELEWICZ, WADE | | | | | | | | | | | | | | | | | | | | | | | | | | | | | | | | |
| 60 | C | MOLE, MICHAEL | | | | | | | | | | | | | | | | | | | | | | | | | | | | | | | | |
| TEAM TOTALS | | | | | | | | | | | | | 1 | 2 | 3 | -10 | 10 | 26 | | | | | | | 28 | 13 | 9 | 17 | 1 | 2 | 12 | 33 | 21 | 61 |
| PITTSBURGH PENGUINS | | | | | | | | | | | | | NEW YORK ISLANDERS | | | | | | | | | | | | | | | | | | | | | |
| G | A | P | + | PN | PIM | TOT | SHF | AVG | PP | SH | EV | S | A/B | MS | HT | GV | TK | BS | FW | FL | F% | | | | | | | | | | | | | |
| 2 | D | GILL, HAL | 1 | 1 | +1 | | | | 15:58 | 21 | 00:45 | 00:00 | 05:20 | 10:38 | 1 | 1 | | | | | | | | | | | | | | | | | | |
| 4 | D | SCURRY, ROB | | | | +1 | | | 16:23 | 22 | 00:44 | 00:00 | 05:20 | 11:03 | | | 2 | | | | | | | | | | | | | | | | | |
| 5 | D | SYDOR, DARRYL | | | | | 1 | 5 | 13:22 | 20 | 00:40 | 00:03 | 00:08 | 13:11 | | | 1 | | 2 | | | | | | | | | | | | | | | |
| 9 | L | DUPUIS, PASCAL | | | | | | | 15:31 | 24 | 00:38 | 01:15 | 04:03 | 10:13 | 4 | 1 | | 1 | | | | | | | | | | | | | | | | |
| 11 | C | STAAL, JORDAN | | | | | | | 14:55 | 21 | 00:42 | 03:15 | 03:46 | 07:54 | | 1 | 1 | | 1 | 2 | 6 | 7 | 46 | | | | | | | | | | | |
| 12 | L | MALONE, RYAN | | | | -1 | | | 24:38 | 26 | 00:56 | 06:50 | 06:02 | 12:46 | 2 | | 2 | 1 | 2 | | 0 | 1 | 10 | | | | | | | | | | | |
| 17 | R | SYKORA, PETR | | | | -1 | 1 | 5 | 16:13 | 18 | 00:54 | 03:25 | 00:00 | 12:48 | 1 | 2 | 2 | | | | | | | | | | | | | | | | | |
| 18 | R | HOSSA, MARIAN | | | | | 1 | 2 | 13:26 | 17 | 00:47 | 02:48 | 00:40 | 09:58 | 2 | | | 1 | | | | | | | | | | | | | | | | |
| 19 | D | WHITNEY, RYAN | | | | | | | 13:41 | 15 | 00:54 | 07:05 | 00:00 | 06:36 | 1 | 1 | 1 | 1 | | | | | | | | | | | | | | | | |
| 25 | C | TALBOT, MAXIME | | | | -2 | | | 11:46 | 17 | 00:41 | 00:15 | 03:20 | 08:11 | 1 | | | 1 | 2 | 1 | 3 | 5 | 38 | | | | | | | | | | | |
| 27 | R | LARAQUE, GEORGES | 1 | 1 | 2 | +2 | 1 | 2 | 07:38 | 12 | 00:38 | 00:00 | 00:00 | 07:38 | 2 | | | 3 | | 1 | | | | | | | | | | | | | | |
| 37 | L | RUBTU, JARKKO | 1 | 2 | 3 | +3 | 2 | 4 | 09:17 | 17 | 00:52 | 00:00 | 00:55 | 08:22 | 1 | | 1 | | | 1 | | | | | | | | | | | | | | |
| 44 | D | ORPIK, BROOKS | | | | +2 | 1 | 2 | 19:34 | 24 | 00:48 | 00:00 | 04:32 | 15:02 | | | | 7 | | 2 | | | | | | | | | | | | | | |
| 48 | C | KENNEDY, TYLER | | | | | | | 07:37 | 12 | 00:38 | 00:15 | 00:00 | 07:22 | 2 | 1 | 1 | | | 0 | 1 | 0 | | | | | | | | | | | | |
| 55 | D | GONCHAR, SERGEI | | | | +1 | | | 26:18 | 26 | 01:00 | 07:05 | 04:32 | 14:41 | 4 | | 2 | | 2 | | | | | | | | | | | | | | | |
| 58 | D | LETANG, KRISTOPHER | | | | -1 | | | 17:40 | 19 | 00:55 | 02:59 | 00:08 | 14:33 | 1 | 2 | 1 | 1 | | | | | | | | | | | | | | | | |
| 71 | C | MALKIN, EVGENI | 1 | 1 | | | 2 | 4 | 23:51 | 24 | 00:59 | 07:00 | 02:14 | 14:37 | 4 | 1 | 3 | 1 | 1 | 2 | 2 | 5 | 8 | 38 | | | | | | | | | | |
| 87 | C | CROSBY, SIDNEY | | | | | | | 20:25 | 20 | 01:01 | 07:45 | 00:00 | 12:40 | 3 | 2 | 1 | | 1 | 1 | 1 | 7 | 11 | 39 | | | | | | | | | | |
| 29 | G | FLEURY, MARC-ANDRE | | | | | | | | | | | | | | | | | | | | | | | | | | | | | | | | |
| 35 | C | CONKLIN, TY | | | | | | | | | | | | | | | | | | | | | | | | | | | | | | | | |
| TEAM PENALTY | | | | | | | | | | | | | | | | | | | | | | | | | | | | | | | | | | |
| TEAM TOTALS | | | | | | | | | | | | | 3 | 4 | 7 | +9 | 10 | 26 | | | | | | | 29 | 12 | 16 | 19 | 6 | 6 | 13 | 21 | 33 | 39 |

G=Goals A=Assists P=Points +/-=Plus/Minus PN=Number of Penalties PIM=Penalty Minutes TOI=Time On Ice SHF=# of Shifts AVG=Average Time/Shift S=Shots on Goal A/B=Attempts Blocked MS=Missed Shots HT=Hits Given GV=Giveaways TK=Takeaways BS=Blocked Shots FW=Faceoffs Won FL=Faceoffs Lost F%=Faceoff Win Percentage PP=Power Play SH=Short Handed EV=Even Strength OT=Overtime TOT=Total

VISITOR

HOME

Game Summary



1



Game
Sunday, March 30, 2008
Attendance 17,020 at Mellon Arena
Start 12:34 EDT ; End 2:55 EDT
Game 1179
Final



3



NEW YORK RANGERS
Game 78 Away Game 39

PITTSBURGH PENGUINS
Game 79 Home Game 40

SCORING SUMMARY

| G | Per | Time | Str | Team | Goal | Scorer | Assist | Assist | NYR on Ice | PIT on Ice |
|---|-----|-------|-----|------|------|----------------|------------------|------------------|------------------------|------------------------|
| 1 | 1 | 3:03 | PP | NYR | 17 | B.DUBINSKY(14) | 68 J.JAGR(44) | 55 C.BACKMAN(13) | 3, 17, 30, 55, 68, 82 | 4, 11, 12, 29, 55 |
| 2 | 1 | 10:21 | EV | PIT | 18 | M.HOSSA(29) | 9 P.DUPIUS(15) | 87 S.CROSBY(46) | 17, 18, 30, 55, 68, 82 | 9, 18, 29, 44, 55, 87 |
| 3 | 1 | 17:56 | PP | PIT | 71 | E.MALKIN(46) | 55 S.GONCHAR(51) | 87 S.CROSBY(47) | 3, 23, 27, 30 | 17, 18, 29, 55, 71, 87 |
| 4 | 3 | 19:13 | EV | PIT | 25 | M.TALBOT(11) | 11 J.STAAL(16) | 4 R.SCUDERI(5) | 3, 14, 19, 23, 27, 30 | 2, 4, 11, 18, 25, 29 |

Handwritten notes:
Goal
Bad
Pit
3
SAES

NEW YORK RANGERS

PITTSBURGH PENGUINS

PENALTY SUMMARY

| # | Per | Time | Player | PIM | Penalty | # | Per | Time | Player | PIM | Penalty |
|-----------|-----|-------|---------------|-----|----------------|-----------|-----|-------|--------------|-----|----------------|
| 1 | 1 | 11:05 | 25 P.PRUCHA | 2 | Roughing | 1 | 1 | 1:16 | 2 H.GILL | 2 | Hooking |
| 2 | 1 | 16:10 | 51 F.TYUTIN | 2 | Hooking | 2 | 2 | 0:40 | 18 M.HOSSA | 2 | Hooking |
| 3 | 1 | 17:28 | 20 F.SJOSTROM | 2 | Slashing | 3 | 2 | 5:49 | 48 T.KENNEDY | 2 | Holding |
| 4 | 2 | 14:07 | 68 J.JAGR | 2 | Hooking | 4 | 2 | 14:07 | 58 K.LETANG | 5 | Fighting (maj) |
| 5 | 2 | 14:07 | 18 M.STAAL | 5 | Fighting (maj) | 5 | 3 | 14:54 | 58 K.LETANG | 2 | Cross checking |
| 6 | 2 | 18:11 | 3 M.ROZSIVAL | 2 | Interference | TOT: 5-13 | | | | | |
| 7 | 3 | 4:14 | 19 S.GOMEZ | 2 | Hitting | | | | | | |
| 8 | 3 | 10:48 | 82 M.STRAKA | 2 | Tripping | | | | | | |
| 9 | 3 | 19:29 | 27 P.MARA | 2 | Holding | | | | | | |
| TOT: 9-21 | | | | | | | | | | | |

BY PERIOD

| Per | Goals | Shots | PN | PIM | Per | Goals | Shots | PN | PIM |
|-----|-------|-------|----|-----|-----|-------|-------|----|-----|
| 1 | 1 | 7 | 3 | 6 | 1 | 2 | 6 | 1 | 2 |
| 2 | 0 | 11 | 3 | 9 | 2 | 0 | 4 | 3 | 9 |
| 3 | 0 | 9 | 3 | 6 | 3 | 1 | 10 | 1 | 2 |
| TOT | 1 | 27 | 9 | 21 | TOT | 3 | 20 | 5 | 13 |

POWERPLAYS (Goals-Opp. / Power Play Time)

| 5v4 | 5v3 | 4v3 | TOT | 5v4 | 5v3 | 4v3 | TOT |
|-----------|-----|-----|-----------|-----------|-----------|-----|-----------|
| 1-4/07:47 | | | 1-4/07:47 | 0-7/13:21 | 1-1/00:28 | | 1-8/13:49 |

EVEN STRENGTH (Goals-Occurrences / Time)

| 5v5 | 4v4 | 3v3 | TOT | 5v5 | 4v4 | 3v3 | TOT |
|------------|-----|-----|------------|------------|-----|-----|------------|
| 0-11/38:24 | | | 0-11/38:24 | 2-11/38:24 | | | 2-11/38:24 |

GOALTENDER SUMMARY

| NEW YORK RANGERS | | | | TOI | | | | GOALS-SHOTS AGAINST | | | |
|----------------------------|-------|-------|-------|-------|-------|-------|-------|---------------------|-----|------|------|
| | EV | PP | SH | TOT | 1 | 2 | 3 | TOT | | | |
| 30 G.LUNDQVIST, HENRIK (L) | 38:24 | 07:47 | 13:49 | 60:00 | 2-6 | 0-4 | 1-10 | 3-20 | | | |
| 40 G.VALIQUETTE, STEPHEN | | | | | | | | | | | |
| TEAM TOTALS | | | | 38:24 | 07:47 | 13:49 | 60:00 | 2-6 | 0-4 | 1-10 | 3-20 |

| PITTSBURGH PENGUINS | | | | TOI | | | | GOALS-SHOTS AGAINST | | | |
|-----------------------------|-------|-------|-------|-------|-------|-------|-------|---------------------|------|-----|------|
| | EV | PP | SH | TOT | 1 | 2 | 3 | TOT | | | |
| 29 G.FLEURY, MARC-ANDRE (W) | 38:17 | 13:49 | 07:47 | 59:53 | 1-7 | 0-11 | 0-9 | 1-27 | | | |
| 35 G.CONKLIN, TY | | | | | | | | | | | |
| EMPTY NET | | | | 00:07 | 00:00 | 00:00 | 00:07 | | | | |
| TEAM TOTALS | | | | 38:24 | 13:49 | 07:47 | 60:00 | 1-7 | 0-11 | 0-9 | 1-27 |

OFFICIALS

Referee: #4 Wes McCauley
#23 Brad Watson
Standby:
Linesman: #97 Jean Morin
#47 Dan Schachte
Standby:

3 STARS Picked By: Mellon Arena Media

| Team | Pos | Player |
|--------|-----|-------------|
| 1. PIT | C | 71 E.MALKIN |
| 2. PIT | C | 87 S.CROSBY |
| 3. PIT | G | 29 M.FLEURY |

12 71 17 44 55
9 87 18 2 58
19 25 27 4 5
37 11 48

VISITOR

HOME

Event Summary



1



Game
Sunday, March 30, 2008
Attendance 17,020 at Mellon Arena
Start 12:34 EDT ; End 2:55 EDT
Game 1179
Final



3



NEW YORK RANGERS
Game 78 Away Game 39

PITTSBURGH PENGUINS
Game 79 Home Game 40

SHOTS SUMMARY (Goals-Shots On Goal)

| EV | | PP | | SH | | TOT | | EV | | PP | | SH | | TOT | |
|------|-----|-----|------|------|-----|-----|------|------|------|-----|-----|------|------|-----|-----|
| 0-17 | 1-9 | 0-1 | 1-27 | 2-13 | 1-6 | 0-1 | 3-20 | 2-13 | 0-4 | 1-2 | 0-1 | 3-20 | 2-13 | 0-4 | 1-2 |
| 5v5 | 5v4 | 5v3 | 4v5 | 4v4 | 4v3 | 3v5 | 3v4 | 3v3 | 5v5 | 5v4 | 5v3 | 4v5 | 4v4 | 4v3 | 3v5 |
| 0-17 | 1-9 | 0-1 | | | | | | | 2-13 | 0-4 | 1-2 | 0-1 | | | |

FACE-OFF SUMMARY (Face-offs Won-Face-offs Total / Percentage)

| EV | | PP | | SH | | TOT | | EV | | PP | | SH | | TOT | |
|-----------|---------|----------|-----------|-----------|----------|---------|-----------|-----------|----------|---------|-----------|-----------|----------|---------|-----------|
| 13-32/41% | 6-8/75% | 6-15/40% | 25-55/45% | 19-32/69% | 9-15/60% | 2-8/25% | 30-55/65% | 19-32/69% | 9-15/60% | 2-8/25% | 30-55/65% | 19-32/69% | 9-15/60% | 2-8/25% | 30-55/65% |

TEAM SUMMARY

| NEW YORK RANGERS | | | | | | | | | | | PITTSBURGH PENGUINS | | | | | | | | | | | |
|--------------------------|----------|----------|----------|------------|----------|-----------|-------|-----|-------|-------|---------------------|-------|-----|-----------|-----------|-----------|-----------|----------|----------|-----------|-----------|-----------|
| | G | A | P | + | - | PN | PIM | TOI | | | | S | A/B | MS | HT | GV | TK | BS | FW | FL | F% | |
| | TOT | SHF | AVG | PP | SH | EV | | TOT | SHF | AVG | PP | SH | EV | | TOT | SHF | AVG | PP | SH | EV | | |
| 3 D ROZSIVAL, MICHAL | | | | -1 | 1 | 2 | 23:59 | 29 | 00:49 | 04:35 | 05:24 | 14:00 | 1 | 1 | 3 | 1 | | | 1 | | | |
| 5 D GIRARDI, DANIEL | | | | | | | 23:59 | 28 | 00:50 | 03:20 | 06:04 | 14:11 | | 2 | | 4 | 1 | | 1 | | | |
| 10 L DAWES, NIGEL | | | | | | | 09:12 | 11 | 00:50 | 00:00 | 00:00 | 09:12 | | | | | | | | | | |
| 14 L SHANAHAN, BRENDAN | | | | -1 | | | 20:03 | 25 | 00:48 | 04:05 | 06:10 | 09:48 | 6 | 1 | | 1 | | 1 | 1 | | | |
| 16 L AVERY, SEAN | | | | | | | 10:07 | 12 | 00:50 | 00:11 | 00:00 | 09:56 | 1 | 1 | 1 | | | 1 | | | | |
| 17 C DUBINSKY, BRANDON | 1 | 1 | 1 | | | | 18:14 | 22 | 00:49 | 03:27 | 00:42 | 14:05 | 6 | | 2 | | | | 7 | 8 | 47 | |
| 18 D STAAL, MARC | | | | -1 | 1 | 5 | 12:06 | 18 | 00:40 | 00:00 | 01:21 | 10:45 | 1 | | | 2 | | | 1 | | | |
| 19 C GOMEZ, SCOTT | | | | -1 | 1 | 2 | 19:20 | 22 | 00:52 | 04:27 | 03:54 | 10:59 | | | | | | | 5 | 9 | 36 | |
| 20 R SJOSTROM, FREDRIK | | | | | 1 | 2 | 06:08 | 11 | 00:33 | 00:00 | 02:04 | 04:04 | 2 | | | | | | 1 | | | |
| 23 C DRURY, CHRIS | | | | -1 | | | 21:43 | 26 | 00:50 | 03:50 | 07:30 | 10:23 | | | | | | 2 | 11 | 11 | 50 | |
| 24 R CALLAHAN, RYAN | | | | | | | 13:23 | 17 | 00:47 | 00:00 | 04:15 | 09:08 | 1 | 2 | | 3 | | | 1 | | | |
| 26 R BRUGHA, PETR | | | | | -1 | 2 | 04:42 | 7 | 00:40 | 00:00 | 00:00 | 04:42 | 2 | 1 | 1 | 2 | | 1 | | | | |
| 27 D MARA, PAUL | | | | -1 | 1 | 2 | 23:26 | 29 | 00:48 | 03:37 | 06:57 | 12:52 | | 1 | 1 | 2 | | | 3 | | | |
| 44 L HOLLWEG, RYAN | | | | | | | 03:39 | 6 | 00:36 | 00:00 | 00:00 | 03:39 | | | | 2 | | | 2 | 1 | 67 | |
| 51 D TYUTIN, FEDOR | | | | | 1 | 2 | 20:07 | 24 | 00:50 | 00:21 | 05:25 | 14:21 | | | 4 | 1 | | | 4 | | | |
| 55 D BACKMAN, CHRISTIAN | 1 | 1 | 1 | | | | 16:36 | 23 | 00:43 | 03:41 | 02:16 | 10:39 | 3 | 2 | | 1 | | 1 | 1 | | | |
| 68 R JAGR, JAROMIR | | 1 | 1 | -1 | 1 | 2 | 19:15 | 22 | 00:52 | 03:20 | 00:42 | 15:13 | 4 | 2 | 1 | | | 1 | 1 | | | |
| 82 C STRAKA, MARTIN | | | | -1 | 1 | 2 | 20:08 | 25 | 00:48 | 04:01 | 02:04 | 14:08 | | | 1 | | | | 0 | 1 | 0 | |
| 30 G LUNDQVIST, HENRIK | | | | | | | | | | | | | | | | | | | | | | |
| 40 G VALIQUETTE, STEPHEN | | | | | | | | | | | | | | | | | | | | | | |
| TEAM TOTALS | 1 | 2 | 3 | -10 | 9 | 21 | | | | | | | | 27 | 13 | 15 | 20 | 4 | 4 | 17 | 25 | 45 |
| PITTSBURGH PENGUINS | | | | | | | | | | | NEW YORK RANGERS | | | | | | | | | | | |
| | G | A | P | + | - | PN | PIM | TOI | | | | S | A/B | MS | HT | GV | TK | BS | FW | FL | F% | |
| | TOT | SHF | AVG | PP | SH | EV | | TOT | SHF | AVG | PP | SH | EV | | TOT | SHF | AVG | PP | SH | EV | | |
| 2 D GILL, HAL | | | | +1 | 1 | 2 | 17:55 | 20 | 00:53 | 00:00 | 02:55 | 15:00 | 1 | | | 1 | | | | | | |
| 41 D SCUDERI, ROB | | | | +1 | | | 18:41 | 21 | 00:53 | 00:00 | 03:33 | 15:08 | | | | | | 1 | 2 | | | |
| 5 D SYDOR, DARRYL | | | | | | | 13:28 | 17 | 00:47 | 01:09 | 00:30 | 11:49 | 1 | 1 | 1 | 2 | 1 | | 1 | | | |
| 9 L DUPUIS, PASCAL | | | | +1 | | | 13:25 | 22 | 00:36 | 00:10 | 02:19 | 10:56 | | 1 | | | | | | | | |
| 11 C STAAL, JORDAN | 1 | 1 | +1 | | | | 16:52 | 25 | 00:40 | 03:44 | 04:04 | 09:04 | 2 | | | 3 | 1 | | 9 | 6 | 60 | |
| 12 L MALONE, RYAN | | | | | | | 21:20 | 27 | 00:47 | 06:52 | 03:45 | 11:43 | | | | 4 | 1 | | | | | |
| 17 R SYKORA, PETR | | | | | | | 18:57 | 22 | 00:51 | 07:54 | 00:00 | 11:03 | 1 | 2 | 2 | | | | | | | |
| 18 R HOSSA, MARIAN | 1 | 1 | +2 | | 1 | 2 | 21:38 | 26 | 00:49 | 07:58 | 01:24 | 12:16 | 4 | | | 1 | | | 1 | 1 | | |
| 19 D WHITNEY, RYAN | | | | | | | 13:57 | 14 | 00:59 | 08:32 | 00:00 | 05:25 | 2 | 1 | | | | | 1 | 1 | | |
| 25 C TALBOT, MAXIME | 1 | 1 | +1 | | | | 11:01 | 19 | 00:34 | 00:00 | 02:12 | 08:49 | 2 | 1 | | 2 | | 1 | 1 | 2 | 50 | |
| 27 R LARAQUE, GEORGES | | | | | | | 06:17 | 9 | 00:41 | 00:00 | 00:00 | 06:17 | | | | 2 | | | | | | |
| 37 L RUUTU, JARKKO | | | | | | | 09:09 | 12 | 00:45 | 00:12 | 00:17 | 08:40 | | | | 5 | | | | | | |
| 44 D ORPIK, BROOKS | | | | +1 | | | 17:00 | 22 | 00:46 | 00:00 | 04:14 | 12:46 | | | | 3 | | | | | | |
| 48 C KENNEDY, TYLER | | | | | 1 | 2 | 10:15 | 14 | 00:43 | 02:11 | 00:00 | 08:04 | 2 | 1 | 2 | 2 | | 1 | | | | |
| 55 D GONCHAR, SERGEI | | 1 | 1 | +1 | | | 26:43 | 24 | 01:06 | 11:42 | 04:22 | 10:39 | 1 | 3 | 1 | | | | 3 | | | |
| 58 D LETANG, KRISTOPHER | | | | | 2 | 7 | 13:04 | 15 | 00:52 | 02:31 | 00:00 | 10:36 | 1 | 1 | 2 | 3 | 2 | | 1 | | | |
| 71 C MALKIN, EVGENI | 1 | 1 | | | | | 20:47 | 23 | 00:54 | 07:55 | 01:22 | 11:30 | 1 | 3 | 1 | 1 | | 1 | 1 | 6 | 9 | 40 |
| 87 C CROSBY, SIDNEY | | 2 | 2 | +1 | | | 21:51 | 22 | 00:59 | 09:15 | 00:11 | 12:25 | 1 | 3 | 2 | | | 2 | 13 | 8 | 62 | |
| 29 G FLEURY, MARC-ANDRE | | | | | | | | | | | | | | | | | | | 1 | | | |
| 35 G CONKLIN, TY | | | | | | | | | | | | | | | | | | | | | | |
| TEAM TOTALS | 3 | 6 | 9 | +10 | 5 | 13 | | | | | | | | 20 | 17 | 9 | 33 | 7 | 6 | 13 | 30 | 55 |

G=Goals A=Assists P=Points +/-=Plus/Minus PN=Number of Penalties PIM=Penalty Minutes TOI=Time On Ice SHF=# of Shifts AVG=Average Time/Shift S=Shots on Goal A/B=Attempts Blocked MS=Missed Shots HT=Hits Given GV=Giveaways TK=Takeaways BS=Blocked Shots FW=Faceoffs Won FL=Faceoffs Lost F%=Faceoff Win Percentage PP=Power Play SH=Short Handed EV=Even Strength OT=Overtime TOT=Total

VISITOR

Game Summary

HOME



1



Game
Monday, March 31, 2008
Attendance 18,200 at Madison Square
Garden
Start 7:09 EDT ; End 9:38 EDT
Game 1186
Final



2



PITTSBURGH PENGUINS
Game 80 Away Game 40

NEW YORK RANGERS
Game 79 Home Game 40

SCORING SUMMARY

| G | Per | Time | Str | Team | Goal Scorer | Assist | Assist | PIT on Ice | NYR on Ice |
|---|-----|-------|-----|------|-----------------|-----------------|-------------------|------------------------|------------------------|
| 1 | 2 | 11:43 | PP | NYR | 68 J.JAGR(21) | 23 C.DRURY(32) | 14 B.SHANAHAN(23) | 4, 11, 12, 29 | 14, 16, 19, 23, 30, 68 |
| 2 | 3 | 10:03 | EV | PIT | 25 M.TALBOT(12) | 12 R.MALONE(24) | 27 G.LARAQUE(9) | 12, 25, 27, 29, 44, 55 | 3, 17, 18, 30, 68, 82 |
| 3 | OT | 1:46 | PP | NYR | 23 C.DRURY(24) | 68 J.JAGR(45) | 19 S.GOMEZ(54) | 2, 11, 25, 29 | 3, 19, 23, 30, 68 |

PITTSBURGH PENGUINS

NEW YORK RANGERS

PENALTY SUMMARY

| # | Per | Time | Player | PIM | Penalty | # | Per | Time | Player | PIM | Penalty |
|----------|-----|-------|--------------|-----|----------------|----------|-----|-------|--------------|-----|-------------------|
| 1 | 1 | 5:22 | 12 R.MALONE | 5 | Fighting (maj) | 1 | 1 | 5:22 | 16 S.AVERY | 5 | Fighting (maj) |
| 2 | 1 | 16:17 | 27 G.LARAQUE | 2 | Boarding | 2 | 1 | 13:45 | 19 S.GOMEZ | 2 | Tripping |
| 3 | 2 | 10:27 | 19 R.WHITNEY | 2 | Roughing | 3 | 2 | 17:02 | 27 P.MARA | 2 | Holding the stick |
| 4 | 2 | 10:27 | 38 J.TAFFE | 2 | Hooking | 4 | 3 | 6:56 | 3 M.ROZSIVAL | 2 | Interference |
| 5 | 3 | 5:08 | 37 J.RUUTU | 2 | Hi-sticking | 5 | 3 | 14:48 | 16 S.AVERY | 2 | Hi-sticking |
| 6 | OT | 0:24 | 55 S.GONCHAR | 2 | Holding | TOT 5-13 | | | | | |
| TOT 6-15 | | | | | | | | | | | |

BY PERIOD

| Per | Goals | Shots | PN | PIM | Per | Goals | Shots | PN | PIM |
|-----|-------|-------|----|-----|-----|-------|-------|----|-----|
| 1 | 0 | 1 | 2 | 7 | 1 | 0 | 9 | 2 | 7 |
| 2 | 0 | 9 | 2 | 4 | 2 | 1 | 8 | 1 | 2 |
| 3 | 1 | 12 | 1 | 2 | 3 | 0 | 9 | 2 | 4 |
| OT | 0 | 0 | 1 | 2 | OT | 1 | 1 | 0 | 0 |
| TOT | 1 | 22 | 6 | 15 | TOT | 2 | 27 | 5 | 13 |

POWERPLAYS (Goals-Opp. / Power Play Time)

| 5v4 | 5v3 | 4v3 | TOT | 5v4 | 5v3 | 4v3 | TOT |
|-----------|-----|-----|-----------|-----------|-----------|-----------|-----------|
| 0-4/07:48 | | | 0-4/07:48 | 0-3/04:28 | 1-1/01:16 | 1-1/01:22 | 2-5/07:06 |

EVEN STRENGTH (Goals-Occurrences / Time)

| 5v5 | 4v4 | 3v3 | TOT | 5v5 | 4v4 | 3v3 | TOT |
|-----------|-----------|-----|-----------|-----------|-----------|-----|-----------|
| 1-7/46:16 | 0-2/00:36 | | 1-9/46:52 | 0-7/46:16 | 0-2/00:36 | | 0-9/46:52 |

GOALTENDER SUMMARY

| PITTSBURGH PENGUINS | | | | TOI | | | | GOALS-SHOTS AGAINST | | | | |
|---------------------|---|-------------------------|-----|-------|-------|-------|-------|---------------------|-----|-----|-----|------|
| | G | Time | Pos | EV | PP | SH | TOT | 1 | 2 | 3 | OT | TOT |
| 29 | G | FLEURY, MARC-ANDRE (OT) | | 46:35 | 07:48 | 07:06 | 61:29 | 0-9 | 1-8 | 0-9 | 1-1 | 2-27 |
| 35 | G | CONKLIN, TY | | 00:17 | 00:00 | 00:00 | 00:17 | | | | | |
| EMPTY NET | | | | | | | | | | | | |
| TEAM TOTALS | | | | 46:52 | 07:48 | 07:06 | 61:46 | 0-9 | 1-8 | 0-9 | 1-1 | 2-27 |

| NEW YORK RANGERS | | | | TOI | | | | GOALS-SHOTS AGAINST | | | | |
|------------------|---|-----------------------|-----|-------|-------|-------|-------|---------------------|-----|------|----|------|
| | G | Time | Pos | EV | PP | SH | TOT | 1 | 2 | 3 | OT | TOT |
| 30 | G | LUNDQVIST, HENRIK (W) | | 46:52 | 07:06 | 07:48 | 61:46 | 0-1 | 0-9 | 1-12 | | 1-22 |
| 40 | G | VALIQUETTE, STEPHEN | | | | | | | | | | |
| TEAM TOTALS | | | | 46:52 | 07:06 | 07:48 | 61:46 | 0-1 | 0-9 | 1-12 | | 1-22 |

OFFICIALS

Referee: #10 Paul Devorski
#32 Tom Kowal
Standby:

Linesman: #68 Scott Driscoll
#70 Derek Nansen
Standby:

3 STARS Picked By: Hockey writers association

| | Team | Pos | Player |
|----|------|-----|----------------|
| 1. | NYR | C | 23 C.DRURY |
| 2. | NYR | G | 30 H.LUNDQVIST |
| 3. | NYR | R | 24 R.CALLAHAN |

© Copyright 2007, National Hockey League 2008-04-01-10.01.18

9 87 18 44 55
25 11 48 5 19
12 71 17 2 4
37 38 27

VISITOR

Event Summary

HOME



1



PITTSBURGH PENGUINS
Game 80 Away Game 40

Game
Monday, March 31, 2008
Attendance 18,200 at Madison Square
Garden
Start 7:09 EDT ; End 9:38 EDT
Game 1186
Final



2



NEW YORK RANGERS
Game 79 Home Game 40

SHOTS SUMMARY (Goals-Shots On Goal)

| PITTSBURGH PENGUINS | | | | | | | | NEW YORK RANGERS | | | | | | | |
|---------------------|-----|-----|-----|-----|-----|------|-----|------------------|-----|-----|------|--|--|--|--|
| EV | PP | SH | | TOT | | EV | PP | SH | | TOT | | | | | |
| 1-18 | 0-4 | 4v3 | 3v5 | 3v4 | 3v3 | 0-25 | 2-2 | 4v4 | 4v3 | 3v5 | 2-27 | | | | |
| 5v5 | 5v4 | 4v5 | 4v4 | 3v5 | 3v3 | 5v5 | 5v4 | 4v5 | 4v4 | 3v5 | 3v3 | | | | |
| 1-18 | 0-4 | | | | | 0-25 | 1-1 | | 1-1 | | | | | | |

FACE-OFF SUMMARY (Face-offs Won-Face-offs Total / Percentage)

| PITTSBURGH PENGUINS | | | | NEW YORK RANGERS | | | |
|---------------------|---------|---------|-----------|------------------|---------|---------|-----------|
| EV | PP | SH | TOT | EV | PP | SH | TOT |
| 18-34/53% | 4-7/57% | 3-7/43% | 25-48/52% | 16-34/47% | 4-7/57% | 3-7/43% | 23-48/48% |

TEAM SUMMARY

| PITTSBURGH PENGUINS | | | | | | | | | | | NEW YORK RANGERS | | | | | | | | | | | | | | | |
|-------------------------|-----------------------|---|---|----|----|----|-----|----------|----------|----------|-------------------------|----------|-----------|---|-----|----|----|----|----|----|----|-----|----|--|--|--|
| | G | A | P | + | - | PN | PIM | TOI | | | | | | S | A/B | MS | HT | GV | TK | BS | FW | FL | F% | | | |
| | | | | | | | | TOT | SHF | AVG | PP | SH | EV | | | | | | | | | | | | | |
| 2 | D GILL, HAL | | | | | | | 18:14 | 26 | 00:42 | 00:05 | 01:38 | 16:31 | 1 | 1 | | 2 | 1 | 1 | | | | | | | |
| 4 | D SCUDERI, ROB | | | | | | | 20:39 | 27 | 00:45 | 00:05 | 03:47 | 16:47 | | 1 | | | 1 | 3 | | | | | | | |
| 5 | D SYDOR, DARRYL | | | | | | | 16:28 | 21 | 00:47 | 01:28 | 00:00 | 15:00 | 2 | | | | | 2 | | | | | | | |
| 9 | L DUPUIS, PASCAL | | | | | | | 14:21 | 21 | 00:41 | 00:05 | 01:27 | 12:49 | 1 | 1 | 1 | 7 | | | | | | | | | |
| 11 | C STAAL, JORDAN | | | | | | | 22:18 | 31 | 00:43 | 02:40 | 05:14 | 14:24 | 1 | 1 | 3 | | | 2 | 8 | 9 | 47 | | | | |
| 12 | L MALONE, RYAN | 1 | 1 | +1 | 1 | 5 | 5 | 20:36 | 27 | 00:45 | 03:00 | 05:16 | 12:20 | 3 | 1 | 1 | 4 | | 1 | | 0 | 1 | 0 | | | |
| 17 | R SYKORA, PETR | | | | | | | 16:10 | 21 | 00:46 | 04:07 | 00:00 | 12:03 | | | 2 | | 1 | 1 | | | | | | | |
| 18 | R HOSSA, MARIAN | | | | | | | 19:18 | 23 | 00:50 | 03:59 | 00:00 | 15:19 | 4 | | 3 | 1 | | | | | | | | | |
| 19 | D WHITNEY, RYAN | | | | | 1 | 2 | 22:51 | 23 | 00:59 | 06:32 | 00:00 | 16:19 | | 1 | 1 | 1 | | | | | | | | | |
| 25 | C TALBOT, MAXIME | 1 | 1 | +1 | | | | 16:25 | 20 | 00:49 | 00:05 | 02:15 | 14:05 | 1 | | | 2 | | 1 | 2 | 3 | 5 | 38 | | | |
| 27 | R LARAQUE, GEORGES | 1 | 1 | +1 | 1 | 2 | 2 | 08:38 | 13 | 00:39 | 00:00 | 00:00 | 08:38 | | | 1 | 2 | | | | | | | | | |
| 37 | L RUUTU, JARKKO | | | | | 1 | 2 | 08:25 | 13 | 00:38 | 00:10 | 00:00 | 08:15 | | 1 | | 6 | | | | | | | | | |
| 38 | L TAFFE, JEFF | | | | | 1 | 2 | 03:48 | 5 | 00:45 | 00:00 | 00:00 | 03:48 | | | | | | | 1 | 0 | 100 | | | | |
| 44 | D ORPIK, BROOKS | | | | | +1 | | 16:55 | 21 | 00:48 | 00:00 | 02:56 | 13:59 | | | 5 | 1 | | | | | | | | | |
| 48 | C KENNEDY, TYLER | | | | | | | 07:48 | 11 | 00:42 | 00:10 | 00:00 | 07:38 | 1 | | 3 | | | | | | | | | | |
| 55 | D GONCHAR, SERGEI | | | | | +1 | 1 | 24:36 | 25 | 00:59 | 06:15 | 03:13 | 15:08 | | 1 | 2 | | | 2 | | | | | | | |
| 71 | C MALKIN, EVGENI | | | | | | | 19:55 | 22 | 00:54 | 05:01 | 00:00 | 14:54 | 3 | 1 | 1 | | | | 3 | 2 | 60 | | | | |
| 87 | C CROSBY, SIDNEY | | | | | | | 21:22 | 23 | 00:55 | 05:18 | 00:00 | 16:04 | 5 | 1 | 3 | | | 4 | 1 | 10 | 6 | 63 | | | |
| 29 | G FLEURY, MARC-ANDRE | | | | | | | | | | | | | | | | 1 | | | | | | | | | |
| 35 | G CONKLIN, TY | | | | | | | | | | | | | | | | | | | | | | | | | |
| TEAM TOTALS | | | | | | | | 1 | 2 | 3 | +5 | 6 | 15 | | | | | | | | | | | | | |
| NEW YORK RANGERS | | | | | | | | | | | NEW YORK RANGERS | | | | | | | | | | | | | | | |
| | G | A | P | + | - | PN | PIM | TOI | | | | | | S | A/B | MS | HT | GV | TK | BS | FW | FL | F% | | | |
| | | | | | | | | TOT | SHF | AVG | PP | SH | EV | | | | | | | | | | | | | |
| 3 | D ROZSIVAL, MICHAL | | | | -1 | 1 | 2 | 27:01 | 34 | 00:47 | 03:57 | 03:04 | 20:00 | | | | 3 | 1 | | | | | | | | |
| 5 | D GIRARDI, DANIEL | | | | | | | 19:49 | 30 | 00:39 | 01:36 | 03:43 | 14:30 | | | 1 | 4 | 1 | | 1 | | | | | | |
| 10 | L DAWES, NIGEL | | | | | | | 12:17 | 16 | 00:46 | 00:00 | 00:00 | 12:17 | 2 | | 2 | | | | | | | | | | |
| 14 | L SHANAHAN, BRENDAN | 1 | 1 | | | | | 10:09 | 12 | 00:50 | 01:53 | 01:26 | 06:50 | 1 | 1 | 1 | | 1 | 1 | | | | | | | |
| 16 | L AVERY, SEAN | | | | | 2 | 7 | 12:58 | 16 | 00:48 | 02:21 | 00:00 | 10:37 | 3 | 3 | 3 | | | | | | | | | | |
| 17 | C DUBINSKY, BRANDON | | | | -1 | | | 16:34 | 20 | 00:49 | 02:37 | 00:05 | 13:52 | 2 | 1 | 1 | 2 | | | | 10 | 8 | 56 | | | |
| 18 | D STAAL, MARC | | | | -1 | | | 21:51 | 28 | 00:46 | 00:00 | 03:56 | 17:55 | 1 | 2 | 2 | | | 1 | | | | | | | |
| 19 | C GOMEZ, SCOTT | 1 | 1 | | | 1 | 2 | 21:52 | 26 | 00:50 | 04:29 | 02:36 | 14:47 | 1 | 1 | 1 | | 1 | 1 | 1 | 5 | 3 | 63 | | | |
| 20 | R SJOSTROM, FREDRIK | | | | | | | 06:43 | 8 | 00:50 | 00:00 | 00:00 | 06:43 | 1 | | 2 | | | | | | | | | | |
| 23 | C DRURY, CHRIS | 1 | 1 | 2 | | | | 22:20 | 30 | 00:44 | 04:12 | 04:06 | 14:02 | 1 | | | 1 | | 1 | | 6 | 12 | 33 | | | |
| 24 | R CALLAHAN, RYAN | | | | | | | 20:22 | 26 | 00:47 | 00:00 | 03:57 | 16:25 | 4 | 1 | 3 | 8 | | 2 | 2 | 0 | 1 | 0 | | | |
| 25 | R PRUCHA, PETR | | | | | | | 09:30 | 14 | 00:40 | 00:00 | 00:05 | 09:25 | 3 | 1 | 1 | | | 1 | | | | | | | |
| 27 | D MARA, PAUL | | | | | 1 | 2 | 19:20 | 27 | 00:42 | 01:53 | 01:47 | 15:40 | 1 | 2 | 2 | | | 1 | | | | | | | |
| 44 | L HOLLWEG, RYAN | | | | | | | 06:19 | 7 | 00:54 | 00:00 | 00:00 | 06:19 | 1 | | 2 | 1 | | | 2 | 1 | 67 | | | | |
| 51 | D TYUTIN, FEDOR | | | | | | | 14:11 | 21 | 00:40 | 00:00 | 02:44 | 11:27 | | | | | | 1 | | | | | | | |
| 55 | D BACKMAN, CHRISTIAN | | | | | | | 18:34 | 23 | 00:48 | 02:52 | 00:22 | 15:20 | | | | 1 | | 1 | | | | | | | |
| 68 | R JAGR, JAROMIR | 1 | 1 | 2 | -1 | | | 18:53 | 19 | 00:59 | 05:32 | 00:00 | 13:21 | 5 | 1 | 1 | 2 | 1 | 1 | | | | | | | |
| 82 | C STRAKA, MARTIN | | | | -1 | | | 20:21 | 23 | 00:53 | 02:46 | 03:21 | 14:14 | 1 | | | | 2 | 1 | | | | | | | |
| 30 | G LUNDQVIST, HENRIK | | | | | | | | | | | | | | | | | | | | | | | | | |
| 40 | G VALIQUETTE, STEPHEN | | | | | | | | | | | | | | | | | | | | | | | | | |
| TEAM TOTALS | | | | | | | | 2 | 4 | 6 | -5 | 5 | 13 | | | | | | | | | | | | | |

G=Goals A=Assists P=Points +/-=Plus/Minus PN=Number of Penalties PIM=Penalty Minutes TOI=Time On Ice SHF=# of Shifts AVG=Average Time/Shift S=Shots on Goal A/B=Attempts Blocked MS=Missed Shots HT=Hits Given GV=Giveaways TK=Takeaways BS=Blocked Shots FW=Faceoffs Won FL=Faceoffs Lost F%=Faceoff Win Percentage PP=Power Play SH=Short Handed EV=Even Strength OT=Overtime TOT=Total

VISITOR

HOME

Game Summary



Game
Wednesday, April 2, 2008
Attendance 17,132 at Mellon Arena
Start 7:39 EDT ; End 10:07 EDT
Game 1199
Final



PHILADELPHIA FLYERS
Game 80 Away Game 41

PITTSBURGH PENGUINS
Game 81 Home Game 41

SCORING SUMMARY

| G | Per | Time | Str | Team | Goal | Scorer | Assist | Assist | PHI on Ice | PIT on Ice |
|---|-----|-------|-----|------|------|----------------|--------|---------------|-----------------------|------------------------|
| 1 | 1 | 8:58 | EV | PHI | 19 | S.HARTNELL(24) | 48 | D.BRIERE(41) | 5, 19, 40, 43, 44, 48 | 2, 18, 25, 29, 58, 87 |
| 2 | 1 | 10:24 | PP | PIT | 55 | S.GONCHAR(12) | 87 | S.CROSBY(48) | 5, 18, 25, 43, 44 | 12, 18, 29, 55, 71, 87 |
| 3 | 1 | 13:13 | PP | PHI | 17 | J.CARTER(29) | 15 | J.LUPUL(26) | 5, 6, 15, 17, 22, 43 | 11, 18, 29, 44, 55 |
| 4 | 2 | 6:26 | PP | PIT | 87 | S.CROSBY(23) | 55 | S.GONCHAR(52) | 18, 28, 43, 44 | 12, 18, 29, 55, 71, 87 |
| 5 | 2 | 14:33 | PP | PIT | 71 | E.MALKIN(47) | 19 | R.WHITNEY(28) | 5, 6, 20, 24, 43 | 12, 18, 19, 29, 55, 71 |
| 6 | 3 | 18:26 | PP | PIT | 87 | S.CROSBY(24) | 55 | S.GONCHAR(53) | 6, 17, 20, 28, 43 | 18, 19, 29, 55, 71, 87 |

PHILADELPHIA FLYERS

PITTSBURGH PENGUINS

PENALTY SUMMARY

| # | Per | Time | Player | PIM | Penalty | # | Per | Time | Player | PIM | Penalty |
|------------|-----|-------|---------------|-----|----------------|------------|-----|-------|--------------|-----|----------------|
| 1 | 1 | 2:22 | 32 R.COTE | 5 | Fighting (maj) | 1 | 1 | 2:22 | 27 G.LARAQUE | 5 | Fighting (maj) |
| 2 | 1 | 9:59 | 17 J.CARTER | 2 | Roughing | 2 | 1 | 11:37 | 2 H.GILL | 2 | Tripping |
| 3 | 1 | 13:13 | 15 J.LUPUL | 5 | Fighting (maj) | 3 | 1 | 13:13 | 44 B.OREPIK | 5 | Fighting (maj) |
| 4 | 1 | 14:06 | 28 L.KUKKONEN | 2 | Roughing | 4 | 1 | 14:06 | 87 S.CROSBY | 2 | Roughing |
| 5 | 2 | 6:07 | 5 B.COBURN | 2 | Holding | 5 | 2 | 8:28 | 44 B.OREPIK | 2 | Delay of game |
| 6 | 2 | 6:07 | 19 S.HARTNELL | 2 | Charging | 6 | 2 | 10:22 | 2 H.GILL | 2 | Hooking |
| 7 | 2 | 8:28 | 19 S.HARTNELL | 2 | Roughing | 7 | 2 | 15:08 | 37 J.RUUTU | 2 | Interference |
| 8 | 2 | 12:58 | 34 J.DOWD | 2 | Hooking | 8 | 2 | 19:24 | 27 G.LARAQUE | 2 | Roughing |
| 9 | 2 | 15:08 | 48 D.BRIERE | 2 | Roughing | 9 | 3 | 2:55 | 18 M.HOSSA | 2 | Hooking |
| 10 | 3 | 7:08 | 21 J.SMITH | 2 | Cross checking | 10 | 3 | 10:05 | 37 J.RUUTU | 2 | Roughing |
| 11 | 3 | 10:05 | 19 S.HARTNELL | 2 | Roughing | 11 | 3 | 11:42 | 55 S.GONCHAR | 2 | Hooking |
| 12 | 3 | 17:12 | 22 M.KNUBLE | 2 | Hooking | | | | | | |
| TOT: 12:30 | | | | | | TOT: 11:28 | | | | | |

*29
on
Coburn
+
add
give
at bar
Mize
drew to
Hitch*

BY PERIOD

| Per | Goals | Shots | PN | PIM | Per | Goals | Shots | PN | PIM |
|-----|-------|-------|----|-----|-----|-------|-------|----|-----|
| 1 | 2 | 9 | 4 | 14 | 1 | 1 | 8 | 4 | 14 |
| 2 | 0 | 8 | 5 | 10 | 2 | 2 | 15 | 4 | 8 |
| 3 | 0 | 12 | 3 | 6 | 3 | 1 | 6 | 3 | 6 |
| TOT | 2 | 29 | 12 | 30 | TOT | 4 | 29 | 11 | 28 |

POWERPLAYS (Goals-Opp. / Power Play Time)

| 5v4 | 5v3 | 4v3 | TOT | 5v4 | 5v3 | 4v3 | TOT |
|-----------|-----|-----------|-----------|-----------|-----------|-----|-----------|
| 1-3/09:07 | | 0-2/00:29 | 1-5/09:36 | 3-5/06:55 | 1-1/00:19 | | 4-6/07:14 |

EVEN STRENGTH (Goals-Occurrences / Time)

| 5v5 | 4v4 | 3v3 | TOT | 5v5 | 4v4 | 3v3 | TOT |
|------------|-----------|-----|------------|------------|-----------|-----|------------|
| 1-12/37:39 | 0-3/05:31 | | 1-15/43:10 | 0-12/37:39 | 0-3/05:31 | | 0-15/43:10 |

GOALTENDER SUMMARY

| PHILADELPHIA FLYERS | | TOI | | | | GOALS-SHOTS AGAINST | | | |
|---------------------|--------------------------|-------|-------|-------|-------|---------------------|------|------|------|
| | | EV | PP | SH | TOT | 1 | 2 | 3 | TOT |
| 30 | G NIITYMAKI, ANTERO | | | | | | | | |
| 43 | G BIRON, MARTIN (L) | 41:49 | 09:36 | 07:14 | 58:39 | 1-8 | 2-15 | 1-6 | 4-29 |
| EMPTY NET | | 01:21 | 00:00 | 00:00 | 01:21 | | | | |
| TEAM TOTALS | | 43:10 | 09:36 | 07:14 | 60:00 | 1-8 | 2-15 | 1-6 | 4-29 |
| PITTSBURGH PENGUINS | | TOI | | | | GOALS-SHOTS AGAINST | | | |
| | | EV | PP | SH | TOT | 1 | 2 | 3 | TOT |
| 29 | G FLEURY, MARC-ANDRE (W) | 43:10 | 07:14 | 09:36 | 60:00 | 2-9 | 0-8 | 0-12 | 2-29 |
| 35 | G CONKLIN, TY | | | | | | | | |
| TEAM TOTALS | | 43:10 | 07:14 | 09:36 | 60:00 | 2-9 | 0-8 | 0-12 | 2-29 |

OFFICIALS

Referee: #2 Kerry Fraser
#6 Dan Marouelli
Standby:
Linesman: #91 Don Henderson
#79 Mark Pare
Standby:

3 STARS Picked By: Mellon Arena Media

1. Team PIT Pos C Player 87 S.CROSBY
2. Team PIT Pos D Player 55 S.GONCHAR
3. Team PIT Pos C Player 71 E.MALKIN

*25 87 18
9 11 48
12 71 17
37 28 27
2 4
44 57
2 58*

VISITOR

HOME

Event Summary



2



Game
Wednesday, April 2, 2008
Attendance 17,132 at Mellon Arena
Start 7:39 EDT ; End 10:07 EDT
Game 1199
Final



4



PHILADELPHIA FLYERS
Game 80 Away Game 41

PITTSBURGH PENGUINS
Game 81 Home Game 41

SHOTS SUMMARY (Goals-Shots On Goal)

| PHILADELPHIA FLYERS | | | | | | | PITTSBURGH PENGUINS | | | | | | | | | |
|---------------------|-----|-----|------|-----|-----|-----|---------------------|-----|-----|------|-----|-----|-----|-----|-----|-----|
| EV | PP | SH | TOT | | | | EV | PP | SH | TOT | | | | | | |
| 1:21 | 1:5 | 0:3 | 2:29 | | | | 0:23 | 4:6 | 0:2 | 4:29 | | | | | | |
| 5v5 | 5v4 | 5v3 | 4v5 | 4v4 | 3v5 | 3v4 | 3v3 | 5v5 | 5v4 | 5v3 | 4v5 | 4v4 | 4v3 | 3v5 | 3v4 | 3v3 |
| 1:18 | 1:4 | 0:3 | 0:3 | 0:3 | 0:1 | | 0:21 | 3:5 | 1:1 | 0:2 | | | | | | |

FACE-OFF SUMMARY (Face-offs Won-Face-offs Total / Percentage)

| PHILADELPHIA FLYERS | | | | PITTSBURGH PENGUINS | | | |
|---------------------|---------|---------|-----------|---------------------|---------|---------|-----------|
| EV | PP | SH | TOT | EV | PP | SH | TOT |
| 22:39/56% | 5:7/71% | 3:8/38% | 30:54/56% | 17:39/44% | 5:8/63% | 2:7/29% | 24:54/44% |

TEAM SUMMARY

| PHILADELPHIA FLYERS | | | | | | | | | | | | | PITTSBURGH PENGUINS | | | | | | | | | | | | |
|---------------------|----------------------|---|---|----|-----|----|-------|-------|-------|-------|-------|-------|---------------------|----|-----|----|----|----|----|----|----|----|----|--|--|
| # | NAME | G | A | P | +/- | PN | PIM | TOI | | | | | | S | A/B | MS | HT | GV | TK | BS | FW | FL | F% | | |
| | | | | | | | | TOT | SHF | AVG | PP | SH | EV | | | | | | | | | | | | |
| 5 | D COBURN, BRAYDON | 1 | 1 | +1 | 1 | 2 | 21:49 | 29 | 00:45 | 05:02 | 01:18 | 15:29 | 1 | 1 | 1 | 3 | | | | | | | | | |
| 6 | D JONES, RANDY | | | | | | 18:37 | 30 | 00:37 | 03:18 | 02:55 | 12:24 | 1 | 2 | 1 | 1 | | 1 | 1 | | | | | | |
| 15 | R LUPUL, JOFFREY | 1 | 1 | | 1 | 5 | 16:06 | 22 | 00:43 | 04:21 | 00:38 | 11:07 | 4 | | | 1 | 2 | | | | | | | | |
| 17 | C CARTER, JEFF | 1 | | | 1 | 2 | 19:31 | 27 | 00:43 | 04:37 | 02:21 | 12:58 | 7 | 2 | | 2 | | | | 6 | 12 | 33 | | | |
| 18 | C RICHARDS, MIKE | | | | | | 24:29 | 26 | 00:56 | 06:41 | 03:50 | 13:58 | 4 | 7 | | 2 | 2 | | | 9 | 6 | 60 | | | |
| 19 | L HARTNELL, SCOTT | 1 | | | +1 | 3 | 16:22 | 23 | 00:42 | 03:54 | 00:00 | 12:28 | 2 | 2 | | | 1 | | | | | | | | |
| 20 | C UMBERGER, R. J. | | | | | | 15:05 | 25 | 00:36 | 01:40 | 02:05 | 11:20 | 1 | | | 2 | | | | 0 | 1 | 0 | | | |
| 21 | D SMITH, JASON | | | | | 1 | 17:23 | 30 | 00:34 | 00:00 | 02:13 | 15:10 | 1 | 2 | 1 | 3 | | | 2 | | | | | | |
| 22 | R KNUBLE, MIKE | | | | | 1 | 17:07 | 24 | 00:42 | 05:41 | 01:09 | 10:17 | 1 | 2 | 1 | 1 | | | | | | | | | |
| 24 | R KAPANEN, SAMI | | | | | | 09:36 | 16 | 00:36 | 00:18 | 01:22 | 07:56 | 1 | | | 2 | | | | | | | | | |
| 25 | L THORESEN, PATRICK | | | | | | 12:22 | 16 | 00:46 | 00:00 | 01:37 | 10:45 | 1 | | 2 | 2 | | | 1 | | | | | | |
| 26 | D MODRY, JAROSLAV | | | | | | 20:37 | 31 | 00:39 | 00:33 | 03:01 | 17:03 | 1 | 1 | 1 | | | | 3 | | | | | | |
| 28 | D KUKKONEN, LASSE | | | | | 1 | 16:18 | 31 | 00:31 | 00:06 | 03:06 | 13:06 | | | | 1 | | | | | | | | | |
| 32 | L COTE, RILEY | | | | | 5 | 09:54 | 13 | 00:18 | 00:00 | 00:00 | 00:54 | | | | | | | | | | | | | |
| 34 | C DOWD, JAMES | | | | | 1 | 07:43 | 12 | 00:38 | 00:00 | 01:07 | 06:36 | | | 1 | | | | 1 | 3 | 2 | 60 | | | |
| 40 | C PROSPAL, VAGLAV | 1 | 1 | +1 | | | 18:54 | 24 | 00:47 | 03:18 | 00:00 | 15:36 | 3 | | 2 | 1 | | 1 | 1 | | | | | | |
| 44 | D TIMONEN, KIMMO | | | | +1 | | 16:39 | 22 | 00:45 | 02:53 | 01:55 | 11:51 | | 1 | 1 | 1 | | | 1 | | | | | | |
| 48 | C BRIERE, DANIEL | 1 | 1 | +1 | 1 | 2 | 16:16 | 22 | 00:44 | 05:29 | 00:00 | 10:47 | 2 | 1 | | | 1 | | | 12 | 3 | 80 | | | |
| 30 | G NIITYMAKI, ANTERO | | | | | | | | | | | | | | | | | | | | | | | | |
| 43 | G BIRON, MARTIN | | | | | | | | | | | | | | | | | | | | | | | | |
| TEAM TOTALS | | 2 | 4 | 6 | +5 | 12 | 30 | | | | | | 29 | 21 | 14 | 24 | 1 | 3 | 10 | 30 | 24 | 56 | | | |
| PITTSBURGH PENGUINS | | | | | | | | | | | | | PHILADELPHIA FLYERS | | | | | | | | | | | | |
| # | NAME | G | A | P | +/- | PN | PIM | TOI | | | | | | S | A/B | MS | HT | GV | TK | BS | FW | FL | F% | | |
| | | | | | | | | TOT | SHF | AVG | PP | SH | EV | | | | | | | | | | | | |
| 2 | D GILL, HAL | | | | -1 | 2 | 4 | 19:08 | 25 | 00:45 | 00:00 | 03:24 | 15:44 | 2 | | 1 | | | | 2 | | | | | |
| 4 | D SCUDERI, ROB | | | | | | | 22:40 | 27 | 00:50 | 00:00 | 05:27 | 17:13 | | | 1 | 1 | | | 5 | | | | | |
| 9 | L DUPUIS, PASCAL | | | | | | | 13:56 | 19 | 00:44 | 00:34 | 03:45 | 09:37 | 1 | 1 | | 3 | | | 1 | | | | | |
| 11 | C STAAL, JORDAN | | | | | | | 14:16 | 22 | 00:40 | 00:34 | 04:35 | 09:37 | 2 | | 1 | 1 | | | 5 | 10 | 33 | | | |
| 12 | L MALONE, RYAN | | | | | | | 20:24 | 23 | 00:53 | 04:25 | 03:38 | 12:21 | 2 | | 2 | 3 | 1 | 2 | 3 | | | | | |
| 17 | R SYKORA, PETR | | | | | | | 13:27 | 18 | 00:44 | 02:07 | 00:00 | 11:20 | 1 | 1 | 2 | | | | | | | | | |
| 18 | R HOSSA, MARIAN | 2 | 2 | -1 | 1 | 2 | 19:39 | 23 | 00:51 | 04:59 | 00:55 | 13:45 | | | 2 | 2 | | | | | | | | | |
| 19 | D WHITNEY, RYAN | 1 | 1 | | | | 20:31 | 25 | 00:49 | 02:59 | 02:55 | 14:37 | 1 | 3 | | 2 | | | 3 | | | | | | |
| 25 | C TALBOT, MAXIME | | | | -1 | | | 17:22 | 23 | 00:45 | 00:08 | 03:45 | 13:29 | 4 | 1 | 1 | 1 | | | 3 | 1 | 75 | | | |
| 27 | R LARAQUE, GEORGES | | | | | 2 | 7 | 03:38 | 7 | 00:31 | 00:00 | 00:00 | 03:38 | | | | | | | | | | | | |
| 28 | R HALL, ADAM | | | | | | | 06:18 | 10 | 00:37 | 00:08 | 00:36 | 05:34 | 1 | | | 1 | | | 3 | 3 | 50 | | | |
| 37 | L RUUTU, JARKKO | | | | | 2 | 4 | 10:06 | 17 | 00:35 | 00:08 | 00:55 | 09:03 | 1 | | | 2 | | | 2 | 1 | 0 | | | |
| 44 | D ORPIK, BROOKS | | | | | 2 | 7 | 15:10 | 22 | 00:41 | 00:00 | 04:29 | 10:41 | | | 1 | | | | 2 | | | | | |
| 48 | C KENNEDY, TYLER | | | | | | | 03:44 | 6 | 00:37 | 00:49 | 00:00 | 02:55 | 1 | | | | | | | | | | | |
| 55 | D GONCHAR, SERGEI | 1 | 2 | 3 | | 1 | 2 | 23:04 | 27 | 00:51 | 06:40 | 02:51 | 13:33 | 2 | 1 | 2 | 2 | | | 1 | | | | | |
| 58 | D LETANG, KRISTOPHER | | | | -1 | | | 15:26 | 19 | 00:48 | 00:34 | 00:00 | 14:52 | 2 | 1 | | 5 | | 1 | 1 | | | | | |
| 71 | C MALKIN, EVGENI | 1 | 1 | 2 | | | | 22:48 | 24 | 00:57 | 05:43 | 00:40 | 16:25 | 3 | 2 | | 4 | 2 | | 2 | 6 | 25 | | | |
| 87 | C CROSBY, SIDNEY | 2 | 1 | 3 | +1 | 1 | 2 | 20:17 | 23 | 00:52 | 06:22 | 00:00 | 18:55 | 6 | | 1 | 3 | 1 | 1 | 1 | 10 | 50 | | | |
| 29 | G FLEURY, MARC-ANDRE | | | | | | | | | | | | | | | | | | | | | | | | |
| 35 | G CONKLIN, TY | | | | | | | | | | | | | | | | | | | | | | | | |
| TEAM TOTALS | | 4 | 7 | 11 | -5 | 11 | 28 | | | | | | 29 | 10 | 13 | 31 | 2 | 6 | 21 | 24 | 30 | 44 | | | |

G=Goals A=Assists P=Points +/-=Plus/Minus PN=Number of Penalties PIM=Penalty Minutes TOI=Time On Ice SHF=# of Shifts AVG=Average Time/Shift S=Shots on Goal A/B=Attempts Blocked MS=Missed Shots HT=Hits Given GV=Giveaways TK=Takeaways BS=Blocked Shots FW=Faceoffs Won FL=Faceoffs Lost F%=Faceoff Win Percentage PP=Power Play SH=Short Handed EV=Even Strength OT=Overtime TOT=Total

VISITOR

HOME

Game Summary



0



Game
Sunday, April 6, 2008
Attendance 19,767 at Wachovia Center
Start 3:10 EDT ; End 5:29 EDT
Game 1225
Final



2



PITTSBURGH PENGUINS
Game 82 Away Game 41

PHILADELPHIA FLYERS
Game 82 Home Game 41

SCORING SUMMARY

| G | Per | Time | Str | Team | Goal Scorer | Assist | Assist | PIT on Ice | PHI on Ice |
|---|-----|-------|-------|------|-----------------|-----------------|-----------------|------------------------|-----------------------|
| 1 | 2 | 18:30 | EV | PHI | 9 S.UPSHALL(14) | 22 M.KNUBLE(26) | 17 J.CARTER(23) | 11, 18, 24, 29, 44, 55 | 9, 17, 22, 26, 28, 43 |
| 2 | 3 | 19:07 | EV-EN | PHI | 22 M.KNUBLE(29) | 17 J.CARTER(24) | | 12, 18, 19, 24, 55 | |

PITTSBURGH PENGUINS

PHILADELPHIA FLYERS

PENALTY SUMMARY

| # | Per | Time | Player | PIM | Penalty | # | Per | Time | Player | PIM | Penalty |
|----------|-----|-------|--------------|-----|--------------|-----------|-----|-------|---------------|-----|----------------------------|
| 1 | 1 | 4:13 | 10 G.ROBERTS | 2 | Roughing | 1 | 1 | 6:31 | 43 M.BIRON | 2 | Hi-sticking |
| 2 | 1 | 11:51 | 2 H.GILL | 2 | Roughing | 2 | 1 | 8:50 | 18 M.RICHARDS | 2 | Interference on goalkeeper |
| 3 | 1 | 19:10 | 55 S.GONCHAR | 2 | Interference | 3 | 1 | 19:10 | TEAM | 2 | Too many men/ice - bench |
| 4 | 2 | 20:00 | 37 J.RUUTU | 2 | Interference | 4 | 2 | 0:49 | 17 J.CARTER | 2 | Hooking |
| 5 | 3 | 2:31 | 37 J.RUUTU | 2 | Elbowing | 5 | 2 | 3:30 | 22 M.KNUBLE | 2 | Cross checking |
| 6 | 3 | 18:00 | 71 E.MALKIN | 2 | Diving | 6 | 2 | 12:04 | 27 S.DOWDIE | 2 | Roughing |
| TOT 6-12 | | | | | | 7 | 2 | 14:28 | 19 S.HARTNELL | 2 | Interference |
| | | | | | | 8 | 3 | 5:57 | 28 L.KUKKONEN | 2 | Cross checking |
| | | | | | | 9 | 3 | 12:02 | 44 K.TIMONEN | 2 | Holding |
| | | | | | | 10 | 3 | 18:00 | 5 B.COUBURN | 2 | Hooking |
| | | | | | | TOT 10-20 | | | | | |

BY PERIOD

| Per | Goals | Shots | PN | PIM | Per | Goals | Shots | PN | PIM |
|-----|-------|-------|----|-----|-----|-------|-------|----|-----|
| 1 | 0 | 4 | 3 | 6 | 1 | 0 | 6 | 3 | 6 |
| 2 | 0 | 8 | 1 | 2 | 2 | 1 | 10 | 4 | 8 |
| 3 | 0 | 8 | 2 | 4 | 3 | 1 | 6 | 3 | 6 |
| TOT | 0 | 20 | 6 | 12 | TOT | 2 | 22 | 10 | 20 |

POWERPLAYS (Goals-Opp. / Power Play Time)

| 5v4 | 5v3 | 4v3 | TOT | 5v4 | 5v3 | 4v3 | TOT |
|-----------|-----|-----------|-----------|-----------|-----|-----|-----------|
| 0-7/15:39 | | 0-1/00:21 | 0-8/16:00 | 0-4/08:00 | | | 0-4/08:00 |

EVEN STRENGTH (Goals-Occurrences / Time)

| 5v5 | 4v4 | 3v3 | TOT | 5v5 | 4v4 | 3v3 | TOT |
|------------|-----------|-----|------------|------------|-----------|-----|------------|
| 0-13/32:21 | 0-2/03:39 | | 0-15/36:00 | 1-13/32:21 | 1-2/03:39 | | 2-15/36:00 |

GOALTENDER SUMMARY

| | | TOI | | | | GOALS-SHOTS AGAINST | | | |
|-------------|--------------------------|-------|-------|-------|-------|---------------------|------|-----|------|
| | | EV | PP | SH | TOT | 1 | 2 | 3 | TOT |
| 29 | G FLEURY, MARC-ANDRE (L) | 35:21 | 16:00 | 08:00 | 59:21 | 0-6 | 1-10 | 0-5 | 1-21 |
| 35 | G CONKLIN, TY | | | | | | | | |
| | EMPTY NET | 00:39 | 00:00 | 00:00 | 00:39 | | | 1-1 | 1-1 |
| TEAM TOTALS | | 36:00 | 16:00 | 08:00 | 60:00 | 0-6 | 1-10 | 1-6 | 2-22 |

| | | TOI | | | | GOALS-SHOTS AGAINST | | | |
|-------------|----------------------|-------|-------|-------|-------|---------------------|-----|-----|------|
| | | EV | PP | SH | TOT | 1 | 2 | 3 | TOT |
| 30 | G NIITTYMAKI, ANTERO | | | | | | | | |
| 43 | G BIRON, MARTIN (W) | 36:00 | 08:00 | 16:00 | 60:00 | 0-4 | 0-8 | 0-8 | 0-20 |
| TEAM TOTALS | | 36:00 | 08:00 | 16:00 | 60:00 | 0-4 | 0-8 | 0-8 | 0-20 |

OFFICIALS

Referee: #10 Paul Devorski
#7 Bill McCreary
Standby:

Linesman: #71 Brad Kovachik
#93 Brian Murphy
Standby:

3 STARS Picked By: CHUCK GORMLEY COURIER POST

| | Team | Pos | Player |
|----|------|-----|-------------|
| 1. | PHI | G | 43 M.BIRON |
| 2. | PHI | R | 22 M.KNUBLE |
| 3. | PIT | G | 29 M.FLEURY |

© Copyright 2007, National Hockey League 2008-04-06-17.45.59

25 11 18 44 55
12 71 17 4 19
37 24 9 2 58
10 28 27

VISITOR

HOME

Event Summary



0



Game

Sunday, April 6, 2008

Attendance 19,767 at Wachovia Center

Start 3:10 EDT ; End 5:29 EDT

Game 1225

Final



2



PITTSBURGH PENGUINS
Game 82 Away Game 41

PHILADELPHIA FLYERS
Game 82 Home Game 41

SHOTS SUMMARY (Goals-Shots On Goal)

| PITTSBURGH PENGUINS | | | | | | | | | | PHILADELPHIA FLYERS | | | | | | | | | |
|---------------------|-----|-----|------|-----|-----|------|-----|-----|------|---------------------|-----|-----|-----|-----|-----|-----|-----|--|--|
| EV | PP | SH | TOT | | | EV | PP | SH | TOT | | | | | | | | | | |
| 0-12 | 0-7 | 0-1 | 0-20 | | | 2-14 | 0-4 | 0-4 | 2-22 | | | | | | | | | | |
| 5v5 | 5v4 | 5v3 | 4v5 | 4v4 | 4v3 | 3v5 | 3v4 | 3v3 | 5v5 | 5v4 | 5v3 | 4v5 | 4v4 | 4v3 | 3v5 | 3v4 | 3v3 | | |
| 0-12 | 0-5 | 0-1 | 0-2 | | | 1-12 | 0-4 | 0-4 | 1-2 | | | | | | | | | | |

FACE-OFF SUMMARY (Face-offs Won-Face-offs Total / Percentage)

| PITTSBURGH PENGUINS | | | | | PHILADELPHIA FLYERS | | | | |
|---------------------|----------|---------|-----------|--|---------------------|---------|----------|-----------|--|
| EV | PP | SH | TOT | | EV | PP | SH | TOT | |
| 13-29/45% | 9-18/50% | 3-9/33% | 25-56/45% | | 16-29/55% | 6-9/67% | 9-18/50% | 31-56/55% | |

TEAM SUMMARY

| PITTSBURGH PENGUINS | | | | | | | | | | | | PHILADELPHIA FLYERS | | | | | | | | | | | |
|---------------------|---|--------------------|-----|----|-----|-----|-------|-----|-------|-------|-------|---------------------|-----|----|----|----|----|----|----|----|----|--|--|
| G | A | P | +/- | PN | PIM | TOI | | | | | | S | A/B | MS | HT | GV | TK | BS | FW | FL | F% | | |
| | | | | | | TOT | SHF | AVG | PP | SH | EV | | | | | | | | | | | | |
| 2 | D | GILL, HAL | | | 1 | 2 | 12:47 | 17 | 00:45 | 00:00 | 03:30 | 09:17 | | | | | | | | | | | |
| 4 | D | SCUDERI, ROB | | | | | 16:19 | 20 | 00:48 | 00:00 | 04:09 | 12:10 | | | | | | | | | | | |
| 9 | L | DUPUIS, PASCAL | | | | | 13:54 | 18 | 00:46 | 01:30 | 03:02 | 09:22 | 2 | 1 | 1 | | | | | | | | |
| 10 | L | ROBERTS, GARY | | | 1 | 2 | 12:31 | 16 | 00:46 | 04:24 | 00:00 | 08:07 | | | | | | | | | | | |
| 11 | C | STAAL, JORDAN | | | -1 | | 19:59 | 25 | 00:47 | 02:55 | 04:05 | 12:59 | 1 | 1 | 3 | | | | | | | | |
| 12 | L | MALONE, RYAN | | | -1 | | 22:35 | 25 | 00:54 | 09:51 | 03:26 | 09:18 | 2 | | 1 | | | | | | | | |
| 17 | R | SYKORA, PETR | | | | | 17:16 | 16 | 01:04 | 08:33 | 00:00 | 08:43 | 1 | 2 | 3 | 1 | | | | | | | |
| 18 | R | HOSSA, MARIAN | | | -2 | | 20:14 | 22 | 00:55 | 08:36 | 01:02 | 10:36 | 1 | 4 | 1 | | | | | | | | |
| 19 | D | WHITNEY, RYAN | | | -1 | | 20:36 | 21 | 00:58 | 10:33 | 00:21 | 09:42 | 1 | 2 | | | | | | | | | |
| 24 | C | BEECH, KRIS | | | -2 | | 08:39 | 13 | 00:39 | 02:49 | 00:00 | 05:50 | 2 | | | | | | | | | | |
| 25 | C | TALBOT, MAXIME | | | | | 15:58 | 21 | 00:45 | 00:18 | 03:00 | 12:40 | 2 | | 1 | | | | | | | | |
| 27 | R | LARAQUE, GEORGES | | | | | 06:15 | 8 | 00:46 | 00:00 | 00:00 | 06:15 | | | | | | | | | | | |
| 28 | R | HALL, ADAM | | | | | 05:20 | 7 | 00:45 | 00:00 | 00:30 | 04:50 | | | | | | | | | | | |
| 37 | L | RUUTU, JARKKO | | | 2 | 4 | 06:05 | 12 | 00:30 | 00:18 | 00:30 | 05:17 | 2 | | | | | | | | | | |
| 44 | D | ORPIK, BROOKS | | | -1 | | 20:47 | 24 | 00:51 | 02:57 | 03:51 | 13:59 | | | 1 | | | | | | | | |
| 55 | D | GONCHAR, SERGEI | | | -2 | 1 | 29:38 | 26 | 01:08 | 12:35 | 04:09 | 12:54 | 2 | 4 | 4 | | | | | | | | |
| 58 | D | LETANG, KRISTOPHER | | | | | 17:06 | 21 | 00:48 | 03:41 | 00:00 | 13:25 | | | 1 | | | | | | | | |
| 71 | C | MALKIN, EVGENI | | | 1 | 2 | 22:40 | 22 | 01:01 | 10:39 | 00:25 | 11:36 | 4 | | | | | | | | | | |
| 29 | G | FLEURY, MARC-ANDRE | | | | | | | | | | | | | | | | | | | | | |
| 35 | G | CONKLIN, TY | | | | | | | | | | | | | | | | | | | | | |
| TEAM TOTALS | | | | | | 0 | 0 | 0 | -10 | 6 | 12 | | | | | | | | | | | | |

| PHILADELPHIA FLYERS | | | | | | | | | | | | PITTSBURGH PENGUINS | | | | | | | | | | | |
|---------------------|---|-------------------|-----|----|-----|-----|-------|-------|-------|-------|-------|---------------------|-------|----|----|----|----|----|----|----|----|--|--|
| G | A | P | +/- | PN | PIM | TOI | | | | | | S | A/B | MS | HT | GV | TK | BS | FW | FL | F% | | |
| | | | | | | TOT | SHF | AVG | PP | SH | EV | | | | | | | | | | | | |
| 5 | D | COBURN, BRAYDON | | | 1 | 2 | 18:33 | 25 | 00:44 | 02:55 | 04:01 | 11:37 | 1 | 1 | | | | | | | | | |
| 6 | D | JONES, RANDY | | | | | 20:11 | 24 | 00:50 | 02:17 | 06:16 | 11:38 | 1 | 1 | 1 | | | | | | | | |
| 9 | R | LUPSHALL, SCOTTIE | 1 | 1 | +1 | | 10:59 | 15 | 00:43 | 01:16 | 00:00 | 09:43 | 2 | 1 | | | | | | | | | |
| 15 | R | LUPUL, JOFFREY | | | | | 17:55 | 18 | 00:59 | 04:39 | 02:51 | 10:25 | 3 | 1 | 1 | | | | | | | | |
| 17 | C | CARTER, JEFF | 2 | 2 | +2 | 1 | 2 | 18:37 | 23 | 00:48 | 03:01 | 04:21 | 11:15 | 2 | 4 | 2 | | | | | | | |
| 18 | C | RICHARDS, MIKE | | | 1 | 2 | 21:07 | 23 | 00:55 | 04:31 | 05:37 | 10:59 | 1 | 1 | 1 | | | | | | | | |
| 19 | L | HARTNELL, SCOTT | | | 1 | 2 | 12:47 | 13 | 00:59 | 04:46 | 00:00 | 08:01 | | | | | | | | | | | |
| 20 | C | UMBERGER, R.J. | | | | | 15:29 | 18 | 00:51 | 02:10 | 05:33 | 07:46 | 3 | 1 | 1 | 1 | 1 | | | | | | |
| 22 | R | KNUBLE, MIKE | 1 | 1 | +2 | 1 | 2 | 16:44 | 22 | 00:45 | 03:09 | 03:50 | 09:45 | 3 | 1 | 1 | 1 | | | | | | |
| 25 | L | THORESEN, PATRICK | | | | | 15:23 | 20 | 00:46 | 00:00 | 03:35 | 11:48 | 1 | 1 | 1 | 3 | 3 | 1 | | | | | |
| 26 | D | MODRY, JAROSLAV | | | +2 | | 23:17 | 28 | 00:49 | 00:34 | 08:55 | 13:48 | | | | | | | | | | | |
| 27 | R | DOWD, JAMES | | | 1 | 2 | 06:20 | 12 | 00:31 | 00:00 | 00:29 | 05:51 | | | | | | | | | | | |
| 28 | D | KUKKONEN, LASSE | | | +2 | 1 | 2 | 19:35 | 30 | 00:39 | 00:00 | 06:51 | 12:44 | 1 | | | | | | | | | |
| 32 | L | COTE, RILEY | | | | | 04:01 | 7 | 00:34 | 00:00 | 00:00 | 04:01 | | | | | | | | | | | |
| 34 | C | DOWD, JAMES | | | | | 11:18 | 19 | 00:35 | 00:00 | 05:23 | 05:55 | | | | | | | | | | | |
| 40 | C | PROSPAL, VACLAV | | | | | 13:14 | 13 | 01:01 | 04:59 | 00:00 | 08:15 | 1 | | 2 | | | | | | | | |
| 44 | D | TIMONEN, KIMMO | | | 1 | 2 | 23:45 | 31 | 00:45 | 05:43 | 05:57 | 12:05 | 3 | | 1 | 2 | | | | | | | |
| 77 | D | PARENT, RYAN | | | | | 10:45 | 14 | 00:46 | 00:00 | 00:00 | 10:45 | 1 | | | | | | | | | | |
| 30 | G | NIITYMAKI, ANTERO | | | | | | | | | | | | | | | | | | | | | |
| 43 | G | BIRON, MARTIN | | | 1 | 2 | | | | | | | | | | | | | | | | | |
| TEAM PENALTY | | | | | | | | | | | | | | | | | | | | | | | |
| TEAM TOTALS | | | | | | 2 | 3 | 5 | +9 | 10 | 20 | | | | | | | | | | | | |

G=Goals A=Assists P=Points +/-=Plus/Minus PN=Number of Penalties PIM=Penalty Minutes TOI=Time On Ice SHF=# of Shifts AVG=Average Time/Shift S=Shots on Goal A/B=Attempts Blocked MS=Missed Shots HT=Hits Given GV=Giveaways TK=Takeaways BS=Blocked Shots FW=Faceoffs Won FL=Faceoffs Lost F%=Faceoff Win Percentage PP=Power Play SH=Short Handed EV=Even Strength OT=Overtime TOT=Total