

Stroh's
is spoken here.



© 1987 The Stroh Brewery Co. Detroit, MI 48207

Pittsburgh
Penguins
1987-88 Yearbook



PENGUINS FANS... THIS BUD'S FOR YOU.™



Distributed
locally by
Frank B. Finner
Wholesale Company
11 E. Carson St.
Pittsburgh, PA 15219

PITTSBURGH Penguins



1987-88

Editor: Cindy Himes
Assistant: Harry Sanders
Statistics: Terry Schiffhauer
Photography: Paul Salva
Eric Lusby
Fred Vuich
Bruce Bennett
Cover Art: Vaneé Wright
& Adams
Associates, Inc.
Printer: Herbick & Held

For additional copies, send \$5.00
plus \$1.00 postage to:

Pittsburgh Penguins Yearbook
Civic Arena, Gate #7
Pittsburgh, PA 15219

AHL Standings 86-87	96
Alignment-NHL	173
All Star Game	178
All-Time Goaltending—Pittsburgh	126
All-Time Goaltending Vs Pittsburgh	154
All-Time Leaders	128
All-Time Leaders—Opponents	157
All-Time Roster	164
Attendance Records	181
Award Winners NHL 86-87	177
Baltimore Scoring 86-87	95
Best Seasons	123
Career Scoring—Pittsburgh	118
Coaches & Records	132
Dates in Penguins History	162
Draft Selections	73
En Route To Pittsburgh	97
Fastest Goals	144
Game-By-Game Results 86-87	84
Goaltenders Year-By-Year	124
Hat Tricks	158
IHL Standings 86-87	96
Individual Records	142
Media Information	13
Multiple Point Games	89
Muskegon Schedule	93
Muskegon Scoring 86-87	94
NHL Final Standings 86-87	79
On The Road	182
Overtime Records	146
Patrick Div. Daily Standings 86-87	86
Penalty Shots	150
Penguins Scoring 86-87	82
Players	14
Players In The System	67
Playoff Records	169
Playoff Results—Pittsburgh	168
Playoff Scoring All-Time	166
Playoff Scoring Leaders—NHL 87	176
Power Play Goals 86-87	88
Radio & Television	184
Roster 87-88	90
Scoring Leaders—NHL 86-87	80
Season Openers	180
Shorthanded Goals 86-87	88
Shutouts	151
Stanley Cup Playoff Results 87	174
Streaks	149
Team-By-Team Records 86-87	148
Team Captains	122
Team Records	134
Team Scoring Summaries 86-87	98
Year-By-Year Leaders	129

PITTSBURGH PENGUINS, INC.

Phone 412/642-1800 Civic Arena TWX 710-664-3087
Pittsburgh, PA 15219

ENVOY ID	TM.PIT
Chairman of the Board & President	Edward J. DeBartolo, Sr.
Vice-President	Marie Denise DeBartolo York
Vice-President & General Counsel	J. Paul Martha
Vice-President & Treasurer	Thomas F. Rossetti
General Manager	Ed Johnston
Assistant General Manager & Director of Player Personnel	Ken Schinkel
Coach	Pierre Creamer
Assistant Coaches	Clement Jodoin & Rick Kehoe
Strength Coach	Doug McKenney
Trainer	Steve Thomas
Equipment Manager	Ed Neisner
Head Scout	Paul Goulet
Western Scout	Bruce Haralson
Eastern Scout	Doug Wood
Quebec Scout	Albert Mandanici
Minnesota Scout	John Gill
Boston Scout	Fred Gore
Director of Team Services	Terfy Schilfhauer
Business Manager	Ed Walter
Controller	Rick McLaughlin
Purchasing Agent	Dana Backstrom
Director of Press Relations	Cindy Himes
Community Relations	Harry Sanders
Director of Marketing	Paul Steigerwald
Director of Promotions/Advertising	Tinsy Labrie
Ticket Manager	Carol Coulson
Team Physicians	Dr. Chuck Stone, Dr. Russ Leslie Dr. Larry Ellis, Dr. Lee Dameshak
Team Dentists	Dr. Raymond Rainka, & Dr. David Donatelli
Executive Offices	Gate #7 - Civic Arena
Location of Press Box	East Side of Building
Dimensions of Rink	200 feet by 85 feet
Club Colors	Black, Gold & White
Club Trains at	Pittsburgh, PA
Radio Station	KDKA (1020 AM)
Play-By-Play Announcer	Mike Lange
Television Station	WPGH-TV (Channel 53)
Television Commentators	Mike Lange & Paul Steigerwald



EDWARD J. DEBAROLO

With ownership of the Pittsburgh Penguins of the National Hockey League, the two-time world champion San Francisco 49ers of the National Football League (owned by Edward J. DeBartolo, Jr.) as well as three thoroughbred racing facilities, the DeBartolo name has become synonymous with success in sporting competition. Edward J. DeBartolo has been instrumental in the development of each of these dynamic enterprises.

Thistledown, Mr. DeBartolo's first sports venture, is one of Ohio's top racing facilities. Home to the \$250,000 Ohio Derby, Thistledown hosts approximately 180 racing dates each year. In 1985, the facility underwent a \$25 million renovation which included the addition of the Midwest's first full-color Diamond Vision display system and other amenities. Louisiana Downs, the country's fifth largest track, is a premier facility which attracts the top contenders in the 'Sport of Kings'. The \$1,000,000 Super Derby, envisioned by Mr. DeBartolo and hosted at the Downs annually, is one of the world's richest 3-year-old Grade I Stakes. America's newest world-class racing facility—Remington Park—is being developed by DeBartolo in Oklahoma City. The \$81 million plant will open in 1988.

Complementing his sporting achievements, Mr. DeBartolo is the founder and Chief Executive Officer of the nation's largest shopping center development and management firm.

During the last four decades the Corporation has developed over 70 million square feet of retail space from coast to coast. Office buildings, hotels, industrial parks and other commercial ventures also carry the DeBartolo name. At Executive Headquarters in Youngstown, Ohio, Mr. DeBartolo employs a complete in-house staff with the capacity to research, plan, engineer, construct, manage, lease and promote any project the firm undertakes. Nationwide, there are over 12,000 DeBartolo employees.

Mr. DeBartolo has earned national acclaim from business and community leaders for his expertise. He was selected as Man of the Year in 1983 by the Vectors/Pittsburgh, Youngstown State University's Distinguished Citizen in 1984 and as a 1985 recipient of the Ohio Governor's Award. He was also one of 80 distinguished Americans to receive the Ellis Island medal of honor in 1986.

A member of the Thoroughbred Racing Association, Urban Land Institute and the National Realty Committee, Mr. DeBartolo has also served on the Board of International Council of Shopping Centers and the Advisory Council of the University of Notre Dame (where he received his degree in engineering).



MARIE DENISE DEBARTOLO

Marie Denise DeBartolo is actively involved in the family's sports enterprises. Along with her father, Edward J. DeBartolo and brother, Edward J. DeBartolo, Jr., she has helped to shape the growth of the Pittsburgh Penguins as well as three thoroughbred racing facilities.

In addition to these responsibilities, Marie Denise oversees wide-ranging activities for the nation's largest shopping center development and management firm - The Edward J. DeBartolo Corporation. As Executive Vice President of Personnel and Public Relations, she is dedicated to formulating innovative employee-oriented programs which have earned her the respect of professionals throughout the shopping center industry. Additionally, her department is responsible for all Corporate marketing efforts, advertising campaigns, press conferences, community events as well as all publications and brochures.

A graduate of St. Mary's College at Notre Dame, Marie Denise has been with the Corporation 15 years. Her significant contributions to the firm during that period have earned her several key promotions.

Marie Denise is married to John C. York II, M.D. They have two sons and twin daughters.



THOMAS F. ROSSETTI

Secretary/Treasurer for the Pittsburgh Penguins is only one facet of Thomas F. Rossetti's involvement in the DeBartolo sports enterprises. As Vice President/Controller of Sports and Diversified Operations, Tom works closely with the operations at three racing facilities and the Civic Arena (Pittsburgh's major sports/entertainment complex; the Penguins' home ice).

The development of comprehensive plans relating to these facilities and franchises is also part of his responsibilities. Tom is also involved in researching any proposed sports-related ventures of which the Corporation is a part.

Since joining DeBartolo in 1973, Tom has handled a variety of assignments with the sports division. He attended St. Francis College in Loretto, Pennsylvania where he received his degree in accounting.

Tom and his wife Christine are the parents of three sons.



J. PAUL MARTHA

Born and raised in Pittsburgh, Paul joined the Penguins' organization during the summer of 1978 after the DeBartolo Corporation took control of the franchise. He was elected Vice President prior to the 1978-79 season and has handled the day-to-day operations of the club for the past 9 years.

Paul received his Bachelor of Science degree at the University of Pittsburgh and his Doctor of Law degree at Duquesne University in 1969. A standout athlete, Paul was an All-American halfback at Pitt and was the Pittsburgh Steelers' #1 draft choice in 1964. He played defensive back for the Steelers in the NFL from 1964-69 while attending law school and retired from pro football with the AFL Denver Broncos in 1970 to practice law on a full-time basis.

Very diversified in his work, Paul served as Neutral Arbitrator for the NFL in which he mediated grievances between the NFL Players Association and the League. He also served as President for the defunct Maulers in the United States Football League during their season in Pittsburgh and has handled legal work for the San Francisco 49ers of the NFL. He became involved with the Major Indoor Soccer League as well, serving as Vice President for the Pittsburgh Spirit.

Paul currently serves on the NHL Board of Governors and is the Penguins Vice President and General Counsel. In addition, he heads operations of the Civic Arena Corporation as it's Executive Vice President.

Paul and wife Bobbie have three sons J.P., Chris and Rich.



ED JOHNSTON

Appointed general manager on May 27, 1983, E.J. begins his fifth season managing the club after serving as head coach for three years.

His coaching career began with the Chicago organization as he coached Moncton of the American Hockey League during the 1979-80 season. He was then promoted to Chicago the following year to coach the Blackhawks. After a year in Chicago, EJ assumed the coaching duties in Pittsburgh on July 15, 1980. While coaching the Pens, his team was eliminated from playoff contention by overtime goals on two occasions (1981, double overtime vs St. Louis and 1982, vs NY Islanders) and in 1981-82 his team set an NHL record for power play goals with 99.

A Montreal native, E.J. played 11 years with the Boston Bruins and was a member of two Stanley Cup Championship teams during that time. He also played with Toronto, St. Louis and Chicago and ended his goaltending career with a 3.25 goals against average including 32 shutouts. He owns the distinction of being the last goaltender to play an entire season as he played in all 70 games during the 1963-64 campaign.

E.J.'s accomplishments are numerous since becoming the Pen's GM. Trades made during his first year as GM enabled him to acquire an additional two selections during the first round of the 1984 Entry Draft while holding on to the #1 choice overall to select Mario Lemieux. He has expanded the Pens scouting department and was the first GM in club history to sign European players to contracts.

E.J. and his wife Diane live in Pittsburgh with their three children Michele, E.J. Jr. and Joseph. He's an avid golfer and participates in many charity tournaments during the summer months.



KEN SCHINKEL

Ken enters his 21st season with the Pittsburgh Penguins' organization and is the only member of the original 1967-68 club who has remained with the franchise since its inception into the League.

Serving as Assistant General Manager and Director of Player Personnel, Ken spends a majority of the season on the road scouting the junior ranks and coordinating the work done by the Pens' scouting staff. He was also the first club member to scout European players including Penguin defenseman Ville Siren of Finland.

As a right winger, Ken broke into the NHL in 1959-60 with the New York Rangers. His last five seasons were spent in Pittsburgh where he left his mark in the club's record books. He currently ranks 14th on the Pen's All-Time Scoring List with 236 points, 13th in goals (93), (12th) in assists (143) and is 11th in games played with a total of 371. On April 11, 1970, recorded the only playoff hat trick in club history against the Oakland Seals.

Schinkel's transition from player to coach came overnight as he retired as Pittsburgh's All Time Leading Scorer to coach on January 13, 1973, becoming the third coach in Pittsburgh's history replacing Red Kelly. He coached the Pens during four seasons before his appointment as Director of Player Personnel.

During the off-season Ken has operated his own hockey school for the past 10 years. He and wife Shirley are the parents of three children, Ken, Karen and Steven.



PIERRE CREAMER

Pierre joins the Penguins after coaching the Montreal Canadiens' AHL affiliate in Sherbrooke for the past three seasons. While coaching Sherbrooke, he guided his club to the Calder Cup Finals two of his three seasons, winning the championship in 1984-85.

Last year Sherbrooke finished first overall in the AHL standings with 102 points while posting the best defensive record in the league. They advanced to the Calder Cup Finals before losing the championship to Rochester in the seventh and deciding game. Pierre was honored at the end of the season by the Hockey News as a nominee for the Minor Pro Coach of the Year Award.

Prior to coaching Sherbrooke, Pierre coached the Junior Canadiens in the Quebec Major Junior Hockey League for four seasons, 1980-81 & 1981-82 at Montreal and 1982-83 & 1983-84 at Verdun. Under his guidance, the Verdun Junior Canadiens won the President's Cup (QMJHL Championship) in 1982-83 and advanced to the semi-finals in the Memorial Cup Playoffs.

Pierre becomes the ninth head coach of the Penguins as they enter their 21st NHL season.

Opening night of the 1987-88 season will not mark Pierre's coaching debut in Pittsburgh as he coached Sherbrooke on January 30, 1987 at the Civic Arena against the Baltimore Skipjacks.

Pierre, 43, is a native of Quebec. He and wife Claire have three children, Nathalie (15), Caroline (14) and Justin (11).

COACHING RECORD

AHL COACHING RECORD:	W	L	T	SOL	PTS	FINISH
1984-85 Sherbrooke	37	38	5	—	79	3rd Northern Div.*
1985-86 Sherbrooke	33	38	9	—	75	5th Northern Div.**
1986-87 Sherbrooke	50	28	—	2	102	1st AHL Overall***
TOTALS:	120	104	14	2	256	
*—Won Calder Cup						
**—Team lost 8 players to Montreal Canadiens' recall - winners of NHL Stanley Cup						
***—Calder Cup Finalist						
QMJHL COACHING RECORD:	W	L	T	PTS	FINISH	
1980-81 Montreal	35	37	0	70	3rd Label Div.	
1981-82 Montreal	40	22	2	82	2nd Label Div.	
1982-83 Verdun	50	19	1	101	3rd Label Div.#	
1983-84 Verdun	40	27	3	83	2nd Label Div.	
TOTALS:	165	105	6	338		
#—Won President's Cup—Semi-finalists in Memorial Cup Playoffs						



CLEMENT JODOIN

Clement, 35, joins the Pens after a successful 3-year tenure of coaching at the University of Three Rivers in Quebec where his team advanced to the Canadian University Championship Finals the past two seasons. Last year the University of Three Rivers became the first Quebec team to win the Canadian University Championship after finishing the regular season with a 14-2-2 record. In 1985-86 they finished with a 15-5-0 record, advanced to the Championship Finals and Clement was honored as the Canadian University Coach of the Year. Prior to coaching at Three Rivers, he coached the 1982-83 and 1983-84 seasons for St. Hyacinthe College (AAA) where his team was the Canadian College Champions both years. He has been coaching hockey for a total of 12 years and has a degree in physical training from Concordia University in Montreal. Clement and wife Louise have two children, Catherine (5) and Johanne (2).



RICK KEHOE

Rick, 35, will enter his first year among the coaching ranks. A familiar name to Penguin hockey fans, Rick spent nine plus seasons playing right wing for Pittsburgh and going into the 1987-88 season is the Pens' All-Time Leading Point Scorer with 636 points to his credit. He left his mark in the Penguins' record books as he ranks 2nd in all-time goals scored with 312, 2nd in assists with 324 and 2nd in games played with 722. Rick won the Lady Byng Trophy in 1980-81 after leading the Pens in goal scoring with a club record 55. He also holds the club record for all-time hat tricks with eight. Rick was a member of the Penguin's squad from 1974-75 to 1984-85 and played in the 81 and 83 NHL All Star Games. Rick is married to Kathy and has a daughter Carrie (11).



Doug McKenney
Strength Coach



Steve Thomas
Trainer



Ed Neisner
Equipment Manager



Paul Goulet
Head Scout



Bruce Haralson
Western Scout



Terry Schiffhauer
Dir. Team Services



Cindy Himes
Dir. Press Relations



Harry Sanders
PR Asst./Comm. Rel.



Doug Woods
Ontario Scout



Albert Mandanici
Quebec Scout



John Gill
Minnesota Scout



Paul Stelgerwald
Dir. Marketing



Tinsy Labrie
Dir. Prom/Adv.



Jeff Mercer
Dir. Group Sales



Charles Stone



Russ Leslie



Mike Miller



George Kirk
Dir. Amateur Hockey



Michele Colaianni
Secretary-GM



Carl Stanitski



Lee Dameshak



Larry Ellis

Executive Secretary: Peggy Dolan
Marketing Staff: Terri Dobos Young, Steve Swetoha, Mary Rosa, Sharon Sirpilla
Word Processing: Dolores Michael



David Donatelli



Raymond Rainka



Pittsburgh's Civic Arena features the world's largest retractable stainless steel roof. Originally designed for use by the Civic Light Opera, the dome cost 9 million dollars of the building's 22 million dollars in construction costs. The roof has no interior support but instead is supported by a huge cantilever arm arching 260 feet.

In 1972, the press box was built on top of the control booth. Twenty-three "Super Boxes" and 1,000 seats were added in 1972-73. In 1974-75, two balconies were added, bringing seating capacity for hockey to 16,033 and maximum capacity with added floor seating to 17,800. Work is under way for 11.4 million dollars worth of capital improvements at the arena.

CIVIC ARENA CORPORATION EXECUTIVE COMMITTEE

J. Paul Martha	Executive Vice President
Thomas J. Rooney	Arena Director/VP-Marketing
William C. Strong	VP - Communications & Sales
Edward R. Walter	Business Manager
Richard L. McLaughlin	Controller

CIVIC ARENA CORPORATION

Ronald Pendleton	Director of Building Operations
Thomas Kapples	General Manager/Choice Seat
Thomas J. Wood	Box Office Manager
Norma Sanders	Director of Group Sales/Charge Lines
Sam Roggero	General Manager/Food Services
Mike Wood	General Manager/Igloo Club
Dana Backstrom	Purchasing Agent
Ida D'Errico	Director of Marketing/PR
Mike Gentile	Production Manager
Lance W. Jones	Director of Bookings
Elaine Felth	Office Manager

MEDIA INFORMATION

PASSES: Season passes are issued to those members of the media covering the Pens on a regular basis. Single game passes are available on a space available basis only to working members of the media. Passes must be reserved by noon on game day by contacting Cindy Himes at the Press Relations Office (412/642-1982).

PRESS BOX: The press gate is located at Gate #2 of the Civic Arena, off of Center Avenue. All working members of the media must enter through the press gate to pick up their credentials.

SEATING: The press lounge is located beside the locker rooms on the lower level. Members of the media and off-ice officials must show their press pass at the door for admittance. The press lounge will open at 6:00 PM with dinner and beverages served prior to game time. It is closed during the game but will open again after the game for filing purposes.

SERVICES: Game notes and lineup sheets will be available in the press lounge and press box. Final game summaries will be available in the press box, press lounge and locker rooms after the game. Information on injuries during the game will be distributed throughout the press box as soon as it is practical. Out-of-town scores will be given to home and visiting broadcasters during the game on a regular basis.

LOCKER ROOMS: The locker rooms will be open to the media 10 minutes after the conclusion of the game per League requirements. Only working members of the media will be admitted.

GET: The quickest way to get to the locker room from the press box is to walk down the ramp at the bottom of the press box stairs. At the bottom of the ramp, take the stairs straight ahead down one level. The locker rooms are straight ahead, across from the Press Entrance at Gate #2.

OFF-ICE OFFICIALS

Supervisor of Officials:	Paul Schlosser
Goal Judges:	Jack Powell, Ron Harris & Leo Rudzki
Official Scorers:	Dave Reynolds & Keith Schreiber
Game Timekeeper:	Paul Schlosser
Penalty Timekeepers:	Bob Ferons & Bob Maitland
Statisticians:	Keith Schreiber & Jim Gricar
Spare Officials:	Jim Gricar & Joe Ferraro

GAME NIGHT STAFF

Statistics:	Mike Amoroso, Jim Duss & Eugene Susi
Video:	Glen Digby & Phil Spano
Dressing Rooms:	A. T. Caggiano, Clyde Adams & Frank Scullii, Ed Machen & Don Wagner
Press Lounge:	Norm Trageser
P.A. Announcer:	John Barbero
Message Board:	Mike Ficarelli
Organist:	Vince Lascheid



DOUG BODGER


Defense 6'2" 210 lbs.
Age: 21 (June 18, 1966)
Born: Chemainus, B.C.
Shoots: Left
Acquired: 1984 Entry Draft (1st Round)
Drafted: Pittsburgh's 2nd choice, 9th overall, in 1984 Entry Draft.

1986-87: Doug led Penguin defensemen in goals (11), assists (38) and points (49)... he ranked third on the team in assists... recorded a total of 21 points on the power play scoring five goals and 16 assists... his longest scoring streak was from March 1 - 7 when he recorded five points (1g & 4a) in four games... his most productive games were on Dec. 12 vs Toronto when he registered three assists and on Jan. 27 vs Washington when he scored one goal and added two assists for another 3-point game... he recorded 24 (6g & 18a) points at home and 25 (5g & 20a) points on the road. During his third NHL season he missed a total of four games due to injuries... suffered a bruised left shoulder vs NJ on Oct. 18 (2 games), bruised chest vs Edmonton on Dec. 5 (1 game) and broken nose at Boston on Jan. 17 (1 game). Doug recorded his 100th NHL point on Jan. 27 vs Washington and played in his 200th NHL game on Feb. 22 at NY Rangers.

CAREER: Pittsburgh's second choice in the first round of the 1984 Entry Draft, chosen 9th overall... played his junior hockey with Kamloops of the WHL, winning the championship in 1984 and playing in the Memorial Cup... he was named to the WHL Second All Star Team in 1982-83 and the First All Star team in 1983-84. Doug played for Canada in the 1987 World Championships at Vienna in April/May.

PERSONAL: Doug resides at his home in Chemainus, B.C. during the off-season... enjoys listening to music and playing a variety of sports... credits his junior coach, Bill Laforge, and his parents with most helping his career.

Season	Team	League	GP	Regular Season				GP	Playoffs			
				G	A	PTS	PIM		G	A	PTS	PIM
1982-83	Kamloops	WHL	72	26	66	92	38	7	0	5	5	2
1983-84	Kamloops	WHL	70	21	77	98	90	17	2	15	17	12
1984-85	PITTSBURGH	NHL	65	5	26	31	67	-	-	-	-	-
1985-86	PITTSBURGH	NHL	79	4	33	37	63	-	-	-	-	-
1986-87	PITTSBURGH	NHL	76	11	38	49	52	-	-	-	-	-
NHL Totals			220	20	97	117	182	-	-	-	-	-
PGH Totals			220	20	97	117	182	-	-	-	-	-



TEAM	GP	G	A	PTS	PIM	PG	CAREER SCORING VS			GP	G	A	PTS	PIM	PG	SG	WG
							SG	WG	TEAM								
Bos.	9	1	4	5	2	0	0	1	N.J.	19	2	12	14	6	2	0	0
Bul.	7	0	3	3	0	0	0	0	NYI	19	1	5	6	23	0	0	0
Cal.	9	3	5	8	10	1	0	1	NYR	20	2	7	9	23	0	0	1
Chi.	8	2	1	3	8	2	0	0	Phi.	20	3	6	9	20	2	0	0
Dal.	7	1	3	4	5	0	0	0	Que.	9	0	7	7	12	0	0	0
Edm.	8	0	2	2	2	0	0	0	SL.L.	9	1	1	2	2	0	0	0
Har.	9	1	2	3	9	1	0	0	Tor.	9	0	9	9	9	0	0	0
L.A.	9	0	3	3	6	0	0	0	Van.	8	1	7	8	8	0	0	0
Min.	8	0	3	3	6	0	0	0	Was.	16	1	8	9	12	0	0	0
Mil.	8	1	3	4	8	1	0	0	Wpg.	9	0	3	3	11	0	0	0



ROB BROWN

Center 5'11" 185 lbs.
 Age: 19 (April 10, 1968)
 Born: Kingston, Ontario
 Shoots: Left
 Acquired: 1986 Entry Draft (4th Round)
 Drafted: Pittsburgh's 4th choice, 67th over-all, in 1986 Entry Draft.

1986-87: Rob helped to re-write the Western Hockey League record books as he led the WHL in goals (76), assists (136) and points (212)...he set a career record for assists (343) and points (522) in the WHL...recorded a 27-game scoring streak and scored at least one point in all but two games played...set a WHL power play assist record with 58 to his credit...in playoff action, Rob scored six goals and five assists for 11 points in five games but missed eight playoff games with a sprained right ankle. He was honored as the Canadian Major Junior Player of the Year...was also named WHL Player of the Year and Western Division Player of the Year...won The Hockey News WHL Player of the Week honors four times and won WHL Player of the Month honors on three occasions.

CAREER: Through four junior seasons with Kamloops in the WHL, Rob has played a total of 242 regular season games recording 522 (179g & 343a) points...a WHL First Team-All-Star in 1985-86 and 1986-87...was a member of the 1983-84 All-Scholastic Team.

PERSONAL: Worked at hockey schools during the summer months...enjoys playing golf and tennis...his father played with the IHL Dayton Gems and is currently the general manager for the WHL Kamloops Blazers...lists most memorable moments in hockey as winning the league championship in 1985-86 and being selected the 1986-87 MJHL Player of the Year...has worked with Kamloops' Big Brothers & Sisters program...would like a career in law after hockey.



Season	Team	League	Regular Season				Playoffs					
			GP	G	A	PTS	PIM	GP	G	A	PTS	PIM
1983-84	Kamloops	WHL	50	16	42	58	80	15	1	2	3	17
1984-85	Kamloops	WHL	60	29	50	79	95	15	6	18	26	28
1985-86	Kamloops	WHL	69	58	115	173	171	16	18	29	46	14
1986-87	Kamloops	WHL	63	76	136	212	103	5	6	5	11	6
Totals			242	179	343	522	449	51	33	53	86	65



ROD BUSKAS


Defense 6'1" 207 lbs.
 Age: 26 (January 7, 1961)
 Born: Wetaskiwin, Alberta
 Shoots: Right
 Acquired: 1981 Entry Draft (6th Round)
 Drafted: Pittsburgh's 5th choice, 112th over-all, in 1981 Entry Draft.

1986-87: Rod recorded three goals and 15 assists for 18 points through 68 games with the Pens...recorded eight (1g & 7a) points at home and (2g & 8a) points on the road...his best scoring outputs came on Jan. 23 at Vancouver with two assists and on Apr. 2 vs NJ with one goal and an assist...recorded four (1g & 3a) points on the power play...ranked fourth on the team in penalty minutes with 123...was out of the lineup for nine games due to an injury as he suffered a sprained left shoulder at Calgary on Nov. 20 missing eight games then re-injured it in his first game back missing an additional game...served a 3-game suspension from March 22 - 26 for a match penalty...ranks 20th on the Pens' All-Time Games Played list with 297 and ranks fifth on the team's All-Time Penalty Minute List with 635.

CAREER: Pittsburgh's fifth selection in the 1981 Entry Draft...played his junior hockey for Medicine Hat of the WHL...split his playing time between the NHL and AHL during his first three years of pro...coming off his third full season with the Penguins.

PERSONAL: Rod and wife Debbie reside at their home in Medicine Hat, Alberta during the off-season...enjoys golf and slo-pitch ball...taught at a hockey school in August.

Season	Team	League	Regular Season					Playoffs				
			GP	G	A	PTS	PIM	GP	G	A	PTS	PIM
1978-79	Billings	WHL	1	0	0	0	0	-	-	-	-	-
1978-79	Medicine Hat	WHL	34	1	12	13	60	-	-	-	-	-
1979-80	Medicine Hat	WHL	72	7	40	47	284	16	1	6	7	31
1980-81	Medicine Hat	WHL	72	14	46	60	164	5	1	1	2	8
1981-82	Erie	AHL	69	1	18	19	78	-	-	-	-	-
1982-83	PITTSBURGH	NHL	41	2	2	4	102	-	-	-	-	-
1982-83	Baltimore	AHL	31	2	8	10	45	-	-	-	-	-
1983-84	PITTSBURGH	NHL	47	2	4	6	60	-	-	-	-	-
1983-84	Baltimore	AHL	33	2	12	14	100	10	1	3	4	22
1984-85	PITTSBURGH	NHL	69	2	7	9	191	-	-	-	-	-
1985-86	PITTSBURGH	NHL	72	2	7	9	159	-	-	-	-	-
1986-87	PITTSBURGH	NHL	68	3	15	18	123	-	-	-	-	-
NHL Totals			297	11	35	46	635	-	-	-	-	-
PGH Totals			297	11	35	46	635	-	-	-	-	-



TEAM	GP	G	A	PTS	PIM	PG	CAREER SCORING VS											
							SG	WG	TEAM	GP	G	A	PTS	PIM	PG	SG	WG	
Bos.	14	0	1	1	35	0	0	0	0	N.J.	25	2	3	5	84	0	0	0
Bul.	12	1	1	2	18	0	0	0	0	NYL	25	0	3	3	46	0	0	0
Cal.	11	0	0	0	18	0	0	0	0	NYR	28	0	3	3	72	0	0	0
Chi.	11	1	1	2	12	1	0	0	0	PHI	12	0	5	5	34	0	0	0
Del.	12	0	0	0	19	0	0	0	0	Que.	13	0	2	2	15	0	0	0
Edm.	9	1	1	2	6	0	0	0	0	St.L.	12	2	2	4	52	0	0	0
Har.	13	0	0	0	39	0	0	0	0	Tor.	12	2	2	4	52	0	0	0
L.A.	9	0	1	1	21	0	0	0	0	Van.	10	0	3	3	27	0	0	0
Min.	8	0	2	2	13	0	0	0	0	Was.	28	1	4	5	65	0	0	0
Mtl.	11	1	1	2	34	0	0	0	0	Wpg.	12	1	2	3	11	0	0	0



RANDY WILLIAM CUNNEYWORTH

Left Wing 6'0" 187 lbs.
 Age: 26 (May 10, 1961)
 Born: Etobicoke, Ont.
 Shoots: Left
 Acquired: Trade with Buffalo in 1985
 Drafted: Buffalo's 9th choice, 167th over-all,
 in 1980 Entry Draft

1986-87: Randy finished third on the team in scoring with 53 points through 79 games in his second season with Pittsburgh. . . was tied for third on the team in goals (26) along with Craig Simpson. . . he led the team in game-winning goals with 5 to his credit and posted the best +/- rating with a +14. . . ranked third on the team in penalty minutes with 142. . . recorded 28 (15g & 13a) points at home and 25 (11g & 14a) points on the road. . . he started the month of March with a 5-game scoring streak posting 11 (5g & 6A) points. During the season he recorded 11 multiple point games with seven 2-point games, three 3-point games and one 4-point game including a hat trick in the season opener on Oct. 9 vs Washington and a 4-goal effort on Mar. 3 at Quebec. He recorded 5 (3g & 2a) points on the power. . . hit the 100th NHL point milestone on Mar. 20 at Washington.

CAREER: Played his junior hockey with Ottawa in the OHL and was Buffalo's 9th choice in the 1980 Entry Draft. . . was recalled for one game with the Sabres during his last year of junior. . . played 20 games with Buffalo in 1981-82 with the remainder of his time spent in Rochester of the AHL prior to joining the Pens for the 1985-86 season.

PERSONAL: Randy and his wife Jennifer have a son, Gregory (10 months). . . lists cars and motorcycles as hobbies and enjoys watersports and playing tennis. . . credits his parents and junior coach Brian Kilrea with helping his hockey career. . . remembers turning pro and scoring his first 3 and 4 point games as career highlights. . . would like to own a watercraft store and teach or coach hockey after his playing career.



Season	Team	League	Regular Season					Playoffs				
			GP	G	A	PTS	PIM	GP	G	A	PTS	PIM
1979-80	Ottawa	OHA	63	16	25	41	145	11	0	1	1	13
1980-81	Ottawa	OHA	67	54	74	128	240	15	6	8	13	35
1980-81	Buffalo	NHL	1	0	0	0	2	-	-	-	-	-
1980-81	Rochester	AHL	1	0	1	1	2	-	-	-	-	-
1981-82	Buffalo	NHL	20	2	4	6	47	-	-	-	-	-
1981-82	Rochester	AHL	57	12	15	27	86	9	4	0	4	30
1982-83	Rochester	AHL	78	23	33	56	111	16	4	4	8	35
1983-84	Rochester	AHL	54	18	17	35	85	17	5	5	10	55
1984-85	Rochester	AHL	72	30	38	68	148	5	2	1	3	6
1985-86	PITTSBURGH	NHL	75	15	30	45	74	-	-	-	-	-
1986-87	PITTSBURGH	NHL	79	26	27	53	142	-	-	-	-	-
NHL Totals			175	43	61	104	265	-	-	-	-	-
PGH Totals			154	41	57	98	216	-	-	-	-	-

TEAM	CAREER SCORING VS																
	GP	G	A	PTS	PIM	PG	SG	WG	TEAM	GP	G	A	PTS	PIM	PG	SG	WG
Bos.	8	1	0	1	9	0	0	0	N.J.	15	5	4	9	29	1	0	0
Buf.	6	1	3	4	8	0	0	1	NYI	15	4	4	8	31	0	1	0
Cal.	7	2	1	3	4	0	0	0	NYR	14	2	1	3	20	0	1	0
Chi.	6	1	0	1	4	0	0	1	Phl.	15	1	2	4	53	0	0	0
Det.	6	1	2	3	5	1	0	0	Pgh	1	0	0	0	25	0	0	0
Edm.	6	0	5	5	0	0	0	0	Que.	7	5	3	8	4	0	0	0
Har.	7	4	3	7	0	0	0	1	St.L.	7	0	8	8	2	0	0	0
L.A.	5	2	3	5	4	0	0	0	Tor.	6	0	5	5	11*	0	0	0
Min.	6	2	3	5	0	2	0	0	Van.	7	0	4	4	13	0	0	0
Mtl.	6	2	2	4	5	0	0	1	Was.	16	8	6	14	31	1	2	2
									Wpg.	7	1	2	3	7	0	0	1



CHRIS DAHLQUIST

Defense 6'1" 191 lbs.
 Age: 24 (December 14, 1962)
 Born: Fridley, Minn.
 Shoots: Left
 Acquired: Signed as free agent in May 1985

1986-87: Was assigned to Baltimore at the conclusion of training camp... recalled by Pittsburgh on Nov. 22, he played in a total of 19 games for the Pens and recorded one assist... he only dressed in one of the last 10 games before returning to Baltimore on January 28 where he played the remainder of the season. With the Skipjacks he recorded 17 points with one goal and 16 assists through 57 games.

CAREER: Chris will enter his third pro season since signing as a free agent out of Lake Superior State College in 1985... has split the last two seasons between Pittsburgh and their AHL affiliate in Baltimore... during his 4-year career at LSSC, Chris was named to the CCHA All Academic Team and CCHA 2nd ALL Star Team... served as team captain during his junior and senior years... named LSSC Athlete of the Year in 1985... helped lead his team to the CCHA Tournament finals in 1984-85.

PERSONAL: Chris worked during the summer months as a hockey school instructor... enjoys water skiing and golf... would like to obtain his masters degree in business administration after hockey career.

Season	Team	League	Regular Season				Playoffs						
			GP	G	A	PTS	PIM	GP	G	A	PTS	PIM	
1984-85	Lake Superior	CCHA	32	4	10	14	18						
1985-86	Baltimore	AHL	65	4	21	25	64						
1985-86	PITTSBURGH	NHL	5	1	2	3	2						
1986-87	Baltimore	AHL	51	1	16	17	50						
1986-87	PITTSBURGH	NHL	19	0	1	1	22						
NHL Totals			24	1	3	4	24						
PGH Totals			24	1	3	4	24						



TEAM	CAREER SCORING VS																
	GP	G	A	PTS	PIM	PG	SG	WG	TEAM	GP	G	A	PTS	PIM	PG	SG	WG
Bos.	0	0	0	0	0	0	0	0	N.J.	1	0	1	1	2	0	0	0
Buf.	1	0	0	0	2	0	0	0	NYI	5	0	1	1	2	0	0	0
Cal.	1	0	0	0	0	0	0	0	NYR	3	0	0	0	6	0	0	0
Chi.	1	0	0	0	0	0	0	0	PHI	0	0	0	0	0	0	0	0
Det.	1	0	0	0	0	0	0	0	Que.	0	0	0	0	0	0	0	0
Edm.	1	0	0	0	2	0	0	0	St.L.	1	0	1	1	0	0	0	0
Har.	0	0	0	0	0	0	0	0	Tor.	2	0	0	0	4	0	0	0
L.A.	2	1	0	1	0	0	0	0	Van.	0	0	0	0	0	0	0	0
Min.	1	0	0	0	6	0	0	0	Was.	2	0	0	0	0	0	0	0
Mtl.	2	0	0	0	0	0	0	0	Wpg.	0	0	0	0	0	0	0	0



BOB ERREY


Left Wing 5'10" 178 lbs.
 Age: 23 (September 21, 1964)
 Born: Montreal, Quebec
 Shoots: Left
 Acquired: 1983 Entry Draft (1st Rd)
 Drafted: Pittsburgh's 1st choice, 15th over-all,
 1983 Entry Draft

1986-87: A member of the Pens' checking line, Bob recorded 34 points on 16 goals and 18 assists through 72 games. . . .put together a 10-game point scoring streak from Nov. 12 - 30 recording 11 (5g & 6a) points during that span. . . .recorded five 2-point games. . . .scored 18 (10g & 8a) points at home and 16 (6g & 10a) points on the road. . . .had four (2g & 2a) points on the power play. . . .he missed the last eight games of the season with a sprained right knee-suffered on Mar. 18 vs St. Louis.

CAREER: Pittsburgh's first round draft choice in the 1983 Entry Draft, Bob will enter his fifth year with the Penguins' organization. . . .after spending his rookie year with Pittsburgh in 1983-84, he split the following two seasons between Pittsburgh and their AHL affiliate in Baltimore. . . .played his junior hockey with Peterborough of the OHL and hit the 100-point plateau during his final year scoring 53 goals and 47 assists.

PERSONAL: Bob enjoys watersports and playing golf. . . .list his most memorable moment in hockey as scoring two goals 14 seconds apart in his first game of the 1985-86 season. . . .would like to teach Phys-Ed after his hockey career.

Season	Team	League	GP	Regular Season				PIM	GP	Playoffs			PIM
				G	A	PTS	PIM			G	A	PTS	
1981-82	Peterborough	OHL	68	29	31	60	39	4	3	1	4	9	
1982-83	Peterborough	OHL	67	53	47	100	74	1	3	4	47		
1983-84	PITTSBURGH	NHL	65	9	13	22	29	-	-	-	-	-	
1984-85	PITTSBURGH	NHL	16	0	2	2	7	-	-	-	-	-	
1984-85	Baltimore	AHL	59	17	24	41	14	8	3	4	7	11	
1985-86	PITTSBURGH	NHL	37	11	6	17	8	-	-	-	-	-	
1985-86	Baltimore	AHL	18	8	7	15	28	-	-	-	-	-	
1986-87	PITTSBURGH	NHL	72	16	18	34	46	-	-	-	-	-	
NHL Totals			190	36	39	75	90	-	-	-	-	-	
PGH Totals			190	36	39	75	90	-	-	-	-	-	



TEAM	GP	G	A	PTS	PIM	PG	SG	WG	CAREER SCORING VS								
									TEAM	GP	G	A	PTS	PIM	PG	SG	WG
Bos.	8	0	1	1	0	0	0	0	N.J.	14	3	4	7	2	0	0	0
Buf.	7	2	2	4	0	0	0	0	N.Y.I.	17	2	2	4	4	0	0	0
Cal.	10	1	2	3	2	0	0	0	N.Y.R.	18	7	5	12	18	3	0	0
Chi.	8	2	0	2	10	0	0	0	Phi.	17	1	6	7	9	0	0	1
Det.	6	1	0	1	0	0	0	1	Que.	7	1	2	3	2	0	0	0
Edm.	7	3	0	3	8	0	0	0	S.L.	5	2	0	2	4	1	0	0
Har.	7	1	2	3	6	0	1	0	Tor.	7	0	0	0	0	0	0	0
L.A.	8	2	3	5	0	0	0	0	Van.	7	0	1	1	2	0	0	0
Min.	9	2	2	4	8	0	0	0	Was.	13	2	4	6	13	0	0	0
Mtl.	7	1	2	3	0	0	0	0	Wpg.	8	3	1	4	0	0	0	1



WILLIAM DANIEL (Dan) FRAWLEY


Right Wing 6'0" 195 lbs.
 Age: 25 (June 2, 1962)
 Born: Sturgeon Falls, Ont.
 Shoots: Right
 Acquired: Claimed in Waiver Draft from Chicago on Oct. 7, 1985
 Drafted: Chicago's 15th choice, 204th over-all in 1980 Entry Draft

1986-87: Dan recorded 28 (14g & 14a) points during his second season with the Pens... scored five (2g & 3a) points in three games to start the month of March including a 3-assist game on March 3 at Quebec... recorded 12 (6g & 6a) points at home and 16 (8g & 8a) on the road... he led the team in penalty minutes (218) for the second consecutive season and holds the club record for most penalty minutes by a right wing in a season... ranks 15th on the Pens' All-Time Penalty Minute List with 392... recorded three multiple point games during the year including (1g & 1a) on Mar. 20 at Washington and on Mar. 28 at Hartford.

CAREER: Chosen in the 1985 Waiver Draft from Chicago... played junior with Sudbury and Cornwall of the OHL winning the Memorial Cup Championship in 1981... drafted by Chicago in the 1980 Entry Draft he spent three seasons with the Blackhawk's organization prior to joining the Pens.

PERSONAL: Dan and his wife Wanda have a son Carson (9)... enjoys reading, fishing and boating... his brother Mike played goal for Kansas City in the CHL... credits his parents, coaches and Cliff Koroll with helping his hockey career... remembers winning the Memorial Cup in junior as a hockey highlight... nickname, Frawls.

Season	Team	League	Regular Season					Playoffs				
			GP	G	A	PTS	PIM	GP	G	A	PTS	PIM
1979-80	Sudbury	OHA	63	21	26	47	67	8	0	1	1	2
1980-81	Cornwall	OMJHL	28	10	14	24	76	18	5	12	17	37
1981-82	Cornwall	OHL	64	27	50	77	239	5	3	8	11	19
1982-83	Springfield	AHL	80	30	27	57	107	-	-	-	-	-
1983-84	Chicago	NHL	3	0	0	0	0	-	-	-	-	-
1983-84	Springfield	AHL	69	22	34	56	137	4	0	1	1	12
1984-85	Chicago	NHL	30	4	3	7	64	1	0	0	0	0
1984-85	Milwaukee	IHL	25	11	12	23	125	-	-	-	-	-
1985-86	PITTSBURGH	NHL	69	10	11	21	174	-	-	-	-	-
1986-87	PITTSBURGH	NHL	78	14	14	28	218	-	-	-	-	-
NHL Totals			180	28	28	56	456	1	0	0	0	0
PGH Totals			147	24	25	49	392	0	0	0	0	0



TEAM	CAREER SCORING VS																
	GP	G	A	PTS	PIM	PG	SG	WG	TEAM	GP	G	A	PTS	PIM	PG	SG	WG
Bos.	6	3	1	4	21	1	0	0	N.J.	16	3	2	5	25	0	0	0
Buf.	8	0	2	2	17	0	0	0	NYI	14	2	1	3	26	0	0	0
Cal.	7	0	1	1	16	0	0	0	NYR	10	0	1	1	33	0	0	0
Chi.	6	1	0	1	8	0	0	0	Phi.	15	0	1	1	42	0	0	0
Det.	9	1	1	2	29	0	0	0	Pgh	3	2	0	2	9	0	0	0
Edm.	6	2	1	3	17	-1	0	0	Que.	6	1	3	4	2	0	0	1
Har.	5	2	3	5	9	0	0	0	St.L.	10	2	0	2	20	0	0	0
L.A.	5	1	2	3	16	0	0	0	Tor.	8	1	0	1	22	0	0	0
Min.	7	2	1	3	34	0	0	1	Van.	7	2	2	4	17	1	0	0
Mil.	7	2	2	4	31	1	0	0	Was.	16	1	2	3	34	0	0	0
									Wpg.	7	0	2	2	28	0	0	0



LEE GIFFIN


Right Wing 6'0" 188 lbs.
 Age: 20 (April 1, 1967)
 Born: Chatham, Ontario
 Shoots: Right
 Acquired: 1985 Entry Draft (2nd round)
 Drafted: Pittsburgh's 2nd choice, 23rd over-all
 in 1985 Entry Draft

1986-87: Lee was recalled from his junior team in Oshawa on three occasions and played in eight games for the Pens scoring one goal and one assist... through 48 games with Oshawa he recorded 100 points on 31 goals and 69 assists... ranked third on his team in points and tenth in the OHL... scored three game-winning goals... ranked third on team with 11 power play goals and scored two short-handed goals. He recorded two 5-point games, one 6-point game... recorded two hat tricks. During the OHL playoffs he recorded 36 (17g & 19a) points through 23 games... missed the first 4 games with a rib injury... led the team with 3 game winners. In the Memorial Cup he had 4 (3g & 1a) points in 4 games and was tied for the team lead in goals and points.

CAREER: Was named to the 1986-87 OHL First All-Star Team while playing with the Oshawa Generals... has played in a total of 234 games with Oshawa recording 293.(118g & 175a) points.

PERSONAL: Enjoys water skiing and wind surfing... likes to farm in the off-season... lists playing in the Memorial Cup as a hockey highlight.

Season	Team	League	Regular Season					Playoffs				
			GP	G	A	PTS	PIM	GP	G	A	PTS	PIM
1983-84	Oshawa	OHL	70	23	27	50	88	7	1	4	5	12
1984-85	Oshawa	OHL	62	36	42	78	78	5	1	2	3	2
1985-86	Oshawa	OHL	54	29	37	66	28	6	0	5	5	8
1986-87	Oshawa	OHL	48	31	69	100	46	-	-	-	-	-
1986-87	PITTSBURGH	NHL	8	1	1	2	0	-	-	-	-	-
NHL Totals			8	1	1	2	0	-	-	-	-	-
PGH Totals			8	1	1	2	0	-	-	-	-	-



TEAM	CAREER SCORING VS																
	GP	G	A	PTS	PIM	PG	SG	WG	TEAM	GP	G	A	PTS	PIM	PG	SG	WG
Bos.	1	0	0	0	0	0	0	0	N.J.	1	0	1	1	0	0	0	0
Bul.	0	0	0	0	0	0	0	0	NYI	0	0	0	0	0	0	0	0
Cal.	0	0	0	0	0	0	0	0	NYR	1	0	0	0	0	0	0	0
Chi.	1	0	0	0	0	0	0	0	Phi.	0	0	0	0	0	0	0	0
Det.	0	0	0	0	0	0	0	0	Que.	0	0	0	0	0	0	0	0
Edm.	1	0	0	0	0	0	0	0	St.L.	0	0	0	0	0	0	0	0
Har.	0	0	0	0	0	0	0	0	Tor.	0	0	0	0	0	0	0	0
L.A.	1	0	0	0	0	0	0	0	Van.	2	1	0	1	0	0	0	0
Min.	0	0	0	0	0	0	0	0	Was.	0	0	0	0	0	0	0	0
Mil.	0	0	0	0	0	0	0	0	Wpg.	0	0	0	0	0	0	0	0



STEVE GUENETTE

Goaltender 5'9" 162 lbs.
 Age: 22 (November 13, 1965)
 Born: Montreal, Que.
 Catches: Left
 Acquired: Signed as Free Agent on June 16, 1986

1986-87: Assigned to Baltimore after training camp, Steve spent most of the season with the Skipjacks where he led the American Hockey League in shutouts with 5 to his credit. . . posted a 3.11 goals against average through 54 games. . . recorded 21 wins and 23 losses plus two shootout wins and five losses. . . recorded 14 wins & 10 losses at home and 7 wins & 13 losses on the road. . . recorded two assists and 13 penalty minutes with the Jacks. He was recalled by Pittsburgh on Jan. 28 and played two games posting a 4.25 goals against average and an 0-2-0 record losing his first start in Philadelphia on Jan. 29 and at home to Hartford on Feb. 1 in a relief effort. . . was returned to Baltimore Feb. 7 where he finished the season.

CAREER: Steve played three years of junior with Guelph in the OHL winning the 1986 Memorial Cup Championship while posting a 3.00 goals against average and 3 wins/1 loss record throughout the tournament leading his team to their first junior championship since 1952. . . was named to the 1986 OHL Second All-Star Team. . . was named to the 1986 Memorial Cup First All-Star Team and was presented the Leo Lalonde Memorial Trophy as the OHL Overage Player of the Year.

PERSONAL: Enjoys waterskiing and playing slo-pitch, golf and tennis. . . would like to own race horses after his playing career. . . nickname, Gunner.

Season	Team	League	Regular Season					Playoffs				
			GP	MP	GA	SO	AVG	GP	MP	GA	SO	AVG
1983-84	Guelph	OHL	38	1808	155	0	5.14					
1984-85	Guelph	OHL	47	2593	200	1	4.83					
1985-86	Guelph	OHL	48	2908	165	3	3.40	24	1367	66	1	2.90
1986-87	Baltimore	AHL	54	3035	157	5	3.10					
1986-87	PITTSBURGH	NHL	2	113	8	0	4.25					
	NHL Totals		2	113	8	0	4.25					
	PGH Totals		2	113	8	0	4.25					



TEAM	GP	MP	GA	SO	AVG	W	L	T
vs Hartford	1	53	4	0	4.53	0	1	0
vs Philadelphia	1	60	4	0	4.00	0	1	0



DAVID (DAVE) HANNAN


Center 5'10" 182 lbs.
 Age: 26 (November 26, 1961)
 Born: Sudbury, Ont.
 Shoots: Left
 Acquired: 1981 Entry Draft (10th round)
 Drafted: Pittsburgh's 9th choice, 196th overall,
 in 1981 Entry Draft.

1986-87: Dave started the season recording a point in five of the first eight games (1g & 4a)...he recorded four multiple point games including a 3 (1g & 2a) point night vs Minnesota on Dec. 6...recorded 25 total points through 58 games with 14 (5g & 9a) points at home and 11 (5g & 6a) points on the road...served as one of the team's penalty killers. Far from an injury-free season, Dave was sidelined for 20 games...suffered a bruised right knee on Oct. 28 at Hartford (1), bruised left knee on Jan. 9 at Washington (4), re-injured left knee on Jan. 21 at Los Angeles (14) requiring arthroscopic surgery on Feb. 5 and missed a game in Nov. with the flu. Entering his seventh season with the Pittsburgh organization, Dave ranks 17th on the Pens' All-Time Penalty Minute List with 350...recorded his 100th NHL point on Nov. 29 vs NY Rangers.

CAREER: Pittsburgh's 9th choice in the 1981 Entry Draft...split his time between Pittsburgh and their AHL affiliates during his four pro seasons...is coming off his second full season in the National Hockey League.

PERSONAL: Dave and wife Ginny split the summer months between Pittsburgh and their home in Sudbury, Ontario...enjoys playing tennis and golf...has done charity work with the American Cancer Society...nickname, Hanner.

Season	Team	League	Regular Season				Playoffs					
			GP	G	A	PTS	PIM	GP	G	A	PTS	PIM
1977-78	Windsor	OHA	68	14	18	30	43					
1978-79	S.S. Marie	OHA	26	7	8	15	13					
1979-80	S.S. Marie	OHA	28	11	10	21	31					
1979-80	Brantford	OHA	25	5	10	15	26					
1981-82	Erie	AHL	76	33	37	70	129					
1981-82	PITTSBURGH	NHL	1	0	0	0	0					
1982-83	Baltimore	AHL	5	2	2	4	13					
1982-83	PITTSBURGH	NHL	74	11	22	33	127					
1983-84	Baltimore	AHL	47	18	24	42	98	10	2	6	8	27
1983-84	PITTSBURGH	NHL	24	2	3	5	33					
1984-85	Baltimore	AHL	49	20	25	45	91					
1984-85	PITTSBURGH	NHL	30	6	7	13	43					
1985-86	PITTSBURGH	NHL	75	17	18	35	91					
1986-87	PITTSBURGH	NHL	58	10	15	25	56					
NHL Totals			262	46	65	111	350					
PGH Totals			262	46	65	111	350					



TEAM	GP	CAREER SCORING VS				PG	SG	WG	TEAM	GP	G	A	PTS	PIM	PG	SG	WG
		G	A	PTS	PIM												
Bos.	11	4	3	7	4	0	1	N.J.	19	2	4	6	11	1	0	0	
Bul.	11	2	5	7	9	0	2	NYL	22	2	3	5	22	0	0	0	
Cal.	11	0	4	4	4	0	0	NYR	26	4	7	11	51	0	0	0	
Chi.	8	0	1	1	18	0	0	Phi.	22	3	4	7	41	0	0	0	
Det.	9	1	1	2	17	0	0	Que.	8	2	3	5	15	0	0	0	
Edm.	10	3	2	5	8	-1	0	St.L.	13	1	3	4	15	0	0	0	
Har.	10	2	3	5	9	0	1	Tor.	10	2	3	5	12	0	0	0	
L.A.	10	1	3	4	2	0	0	Van.	6	2	1	3	7	0	0	0	
Min.	12	5	3	8	2	0	1	Was.	25	6	6	12	73	0	2	1	
MIL	10	1	2	3	9	0	0	Wpg.	10	3	4	7	21	0	1	0	



RANDY GEORGE HILLIER

Defense 6'0" 190 lbs.
 Age: 27 (March 30, 1960)
 Born: Toronto, Ont.
 Shoots: Right
 Acquired: Trade with Boston in 1984
 Drafted: Boston's 4th choice, 102nd over-all,
 in 1980 Entry Draft.


1986-87: Randy led team defensemen in the +/- ratings with a +12 through 55 games played. Like his two previous seasons with Pittsburgh, Randy was again hampered with injuries missing a total of 21 games including a separated right shoulder on Nov. 15 vs Quebec (16), another shoulder injury on Mar. 7 at Minnesota (1) and a bruised left hand suffered on Mar. 12 vs Quebec (4). He recorded nine (2g & 7a) points at home and three (2g & 1a) points on the road... his four goals was a personal NHL high.

CAREER: Drafted by Boston as their 4th choice in 1980, Randy broke into the NHL ranks with the Bruins in 1981-82... spent four years in the Boston organization prior to being traded to Pittsburgh for the 1984-85 season... played his junior hockey with Sudbury of the OHL and was named to the 1979-80 OHL All-Star Team.

PERSONAL: Randy and wife Heather became new parents in April with the birth of daughter Lara... Randy and Heather are both very active with the Cystic Fibrosis Foundation in Pittsburgh... he has served as an honorary chairman for the CF '65 Roses Club' the past two seasons... enjoys playing golf, reading and real estate.

Season	Team	League	Regular Season				Playoffs					
			GP	G	A	PTS	PIM	GP	G	A	PTS	PIM
1978-79	Sudbury	OHA	61	8	25	33	173	10	2	5	7	21
1979-80	Sudbury	OHA	60	16	49	65	143	9	3	6	9	14
1980-81	Springfield	AHL	64	3	17	20	105	6	0	2	2	36
1981-82	Erie	AHL	35	6	13	19	52	-	-	-	-	-
1981-82	Boston	NHL	25	0	8	8	29	8	0	1	1	16
1982-83	Boston	NHL	70	0	10	10	99	3	0	0	0	4
1983-84	Boston	NHL	69	3	12	15	125	-	-	-	-	-
1984-85	PITTSBURGH	NHL	45	2	19	21	88	-	-	-	-	-
1985-86	Baltimore	AHL	8	0	5	5	14	-	-	-	-	-
1985-86	PITTSBURGH	NHL	28	0	3	3	53	-	-	-	-	-
1986-87	PITTSBURGH	NHL	55	4	8	12	97	-	-	-	-	-
NHL Totals			292	9	60	69	459	11	0	1	1	20
PGH Totals			128	6	30	36	206	-	-	-	-	-

Traded by BOSTON to PITTSBURGH for Pittsburgh's fourth round draft choice in 1985 Entry Draft, October 11, 1984.



TEAM	GP	G	A	PTS	PIM	CAREER SCORING VS			GP	G	A	PTS	PIM	PG	SG	WG
						PG	SG	WG								
Bos.	4	1	3	4	8	0	0	0	21	1	2	3	23	0	0	0
Bul.	22	0	2	2	28	0	0	0	12	1	2	2	17	0	0	0
Cal.	11	0	1	1	16	0	0	0	15	2	7	9	18	0	0	1
Chi.	14	0	1	1	19	0	0	0	17	0	3	3	23	0	0	0
Det.	11	0	4	4	18	0	0	0	6	0	0	0	0	0	0	0
Edm.	9	0	2	2	25	0	0	0	23	1	10	11	23	0	0	0
Har.	22	0	3	3	46	0	0	0	9	0	3	3	17	0	0	0
L.A.	12	0	0	0	13	0	0	0	11	0	2	2	15	0	0	0
Min.	12	0	1	1	39	0	0	0	13	0	6	6	51	0	0	0
Mil.	21	0	1	1	20	0	0	0	16	2	2	4	10	1	0	0
									11	1	5	6	30	0	0	0



JAMES ERIK (JIM) JOHNSON

Defense 6'0" 186 lbs.
 Age: 25 (August 9, 1962)
 Born: New Hope, Minn.
 Shoots: Left
 Acquired: Signed as Free Agent on June 9, 1985

1986-87: Jim finished his second pro season with a total of 30 points, scoring five goals and 25 assists and ranked third among the team's defensemen in points... recorded four points in the first two games of the season with one assist vs Washington on Oct. 9 and three assists vs NY Rangers on Oct. 11... registered at least one point in three of the first four games recording five assists during that span... recorded seven multiple point games with his best scoring outputs on Oct. 11 vs NY Rangers and Dec. 10 vs Calgary when he recorded three assists in each game... he recorded 22 (2g & 20a) points at home and eight (3g & 5a) points on the road... registered five assists on the power play. Jim played in all 80 regular season games for the second consecutive season since joining the Pens in 1985.

CAREER: Jim played 40 or more games during each of his four years at the University of Minnesota Duluth, winning the WCHA title in 1983 & 1984... was named to the All Academic Team each year at UMD and was a Second Team All American for three years... played for Team USA in the 1985 World Championships at Prague, Czechoslovakia, in 1986 at the USSR and again in 1987 at Vienna, Austria.

PERSONAL: Jim and wife Jody have enjoyed visits with the children at Pittsburgh's Childrens Hospital... he enjoys fishing, hunting and waterskiing... would like a career in sales-marketing after hockey.

Season	Team	League	GP	Regular Season				Playoffs			
				G	A	PTS	PIM	GP	G	A	PTS
1981-82	UMD	WCHA	40	0	10	10	62	-	-	-	-
1982-83	UMD	WCHA	44	3	18	21	118	-	-	-	-
1983-84	UMD	WCHA	43	3	13	16	116	-	-	-	-
1984-85	UMD	WCHA	47	7	29	36	106	-	-	-	-
1985-86	PITTSBURGH	NHL	80	3	26	29	115	-	-	-	-
1986-87	PITTSBURGH	NHL	80	5	25	30	116	-	-	-	-
NHL Totals			160	8	51	59	231	-	-	-	-
PGH Totals			160	8	51	59	231	-	-	-	-



TEAM	GP	G	A	PTS	PIM	PG	CAREER SCORING VS			GP	G	A	PTS	PIM	PG	SG	WG
							SG	WG	TEAM								
Bos.	6	0	3	3	9	0	0	0	N.J.	14	0	3	3	6	0	0	0
Buf.	6	0	0	0	4	0	0	0	NYI	14	0	3	3	8	0	0	0
Cal.	6	1	3	4	12	0	0	0	NYR	14	0	7	7	38	0	0	0
Chi.	6	1	3	4	6	0	0	0	PHI	14	0	3	3	33	0	0	0
Det.	6	0	2	2	2	0	0	0	Oue.	6	0	1	1	2	0	0	0
Edm.	6	0	3	3	12	0	0	0	SLL	6	0	6	6	8	0	0	0
Har.	6	1	2	3	4	0	0	0	Tor.	6	1	1	2	13	0	0	0
L.A.	6	0	2	2	9	0	0	0	Van.	6	0	1	1	25	0	0	0
Min.	6	1	0	1	6	0	0	0	Was.	14	3	4	7	24	0	0	1
Mil.	6	0	3	3	4	0	0	0	Wpg.	6	0	1	1	6	0	0	0



CHRISTOPHER (CHRIS) KONTOS

Center 6'1" 195 lbs.
 Age: 23 (December 10, 1963)
 Born: Toronto, Ont.
 Shoots: Left
 Acquired: Trade with NY Rangers in 1987
 Drafted: NY Rangers' 1st choice, 15th over-all, in 1982 Entry Draft.


1986-87: Traded to Pittsburgh by the NY Rangers in exchange for Ron Duguay on Jan. 21... played with the Rangers' AHL affiliate in New Haven prior to the trade where he scored 31 (14g & 17a) points in 36 games and was tied for the team lead in power play goals with 6. He recorded a total of 17 (8g & 9a) points through 31 games with Pittsburgh... recorded six (3g & 3a) points at home and 11 (5g & 6a) points on the road including the overtime goal at New Jersey on Feb. 8... put together a 4-game scoring streak from Feb. 19-24 recording 6 (2g & 4a) points during that span... played in his 100th NHL game on Mar. 12 vs Quebec.

CAREER: The NY Rangers first choice in the 1982 Entry Draft... Chris broke into the NHL ranks with the Rangers in 1982-83 splitting the season between NY and his OHL team in Toronto... spent the following two seasons playing for NY and their minor league affiliates... played for Ilves - Finland early in 1985-86 before returning to New Haven to complete the 1985-86 season along with 36 games in 1986-87.

PERSONAL: Enjoys playing squash... likes working with radio controlled vehicles as a hobby... lists playing in his first NHL game (vs Pittsburgh) as a hockey highlight... credits his father and Robbie Florek as individuals who have helped his hockey career.

Season	Team	League	Regular Season				Playoffs					
			GP	G	A	PTS	PIM	GP	G	A	PTS	PIM
1980-81	Sudbury	OHA	57	17	27	44	36	-	-	-	-	-
1981-82	Sudbury	OHL	12	6	6	12	18	-	-	-	-	-
1981-82	Toronto	OHL	59	36	56	92	68	10	7	9	16	-
1982-83	Toronto	OHL	28	21	33	54	23	-	-	-	-	-
1982-83	NY Rangers	NHL	44	8	7	15	33	-	-	-	-	-
1983-84	NY Rangers	NHL	6	0	1	1	8	-	-	-	-	-
1983-84	Tulsa	CHL	21	5	13	18	8	-	-	-	-	-
1984-85	NY Rangers	NHL	28	4	8	12	24	-	-	-	-	-
1984-85	New Haven	AHL	48	19	24	43	30	-	-	-	-	-
1985-86	New Haven	AHL	21	8	15	23	12	5	4	2	6	-
1986-87	New Haven	AHL	26	14	17	31	29	-	-	-	-	-
1986-87	PITTSBURGH	NHL	31	8	9	17	6	-	-	-	-	-
NHL Totals			109	20	25	45	71	-	-	-	-	-
PGH Totals			31	8	9	17	6	-	-	-	-	-

Traded to PITTSBURGH by NY RANGERS for Ron Duguay, January 21, 1987.



TEAM	CAREER SCORING VS																
	GP	G	A	PTS	PIM	PG	SG	WG	TEAM	GP	G	A	PTS	PIM	PG	SG	WG
Bos.	5	0	0	0	0	0	0	0	N.J.	11	4	4	8	4	0	0	0
Cal.	4	0	1	1	8	0	0	0	NYL	4	0	0	0	5	0	0	0
Chi.	4	1	0	1	2	0	0	0	NYR	3	1	2	3	0	1	0	0
Det.	5	4	0	4	0	1	0	0	Phi.	11	2	1	3	2	0	0	0
Edm.	3	0	1	1	0	0	0	0	Pgh.	5	0	1	1	7	0	0	0
Har.	2	0	0	0	2	0	0	0	Que.	5	2	3	5	0	0	0	0
L.A.	6	0	2	2	4	0	0	0	S.L.	6	0	1	1	13	0	0	0
Min.	3	1	1	2	0	0	0	0	Tor.	2	0	1	1	4	0	0	0
Mtl.	6	3	0	3	4	0	0	0	Van.	4	1	1	2	0	0	0	0
									Was.	11	1	1	2	10	0	0	0
									Wpg	6	0	3	3	4	0	0	0



RISTO KURKINEN

Left Wing 5'9" 188 lbs.
Age: 24 (January 21, 1963)
Born: Jyvaskyla, Finland
Shoots: Left
Acquired: 1987 Entry Draft (4th round)
Drafted: Pittsburgh's 4th choice, 68th overall
 in 1987 Entry Draft

1986-87: Played for Jypt in Jyvaskyla, Finland leading his league in goals with 41 through 44 games. . . ranked second on team with a total of 60 points. Played at the World Championships in Vienna where he played nine games for Finland recording six points with three goals and three assists. . . led his team with 41 shots on goal at the tournament.

CAREER: Has played with Jypt for the past five years. . . team was competing in the top Finish league the last two seasons. He was a member of the Finnish League All-Star Team first line in 1985-86 and 1986-87. . . was named Finnish League Rookie of the Year in 1985-86.

PERSONAL: Enjoys playing squash and golf. . . lists the 1987 Entry Draft at Detroit as a hockey career highlight.

Season	Team	League	Regular Season					Playoffs				
			GP	G	A	PTS	PIM	GP	G	A	PTS	PIM
1986-86	Jypt	(Finland)	44	41	19	60	25					





MARIO LEMIEUX


Center 6'4" 210 lbs.
 Age: 22 (October 5, 1965)
 Born: Montreal, Que.
 Shoots: Right
 Acquired: 1984 Entry Draft (1st round)
 Drafted: Pittsburgh's 1st choice, 1st over-all
 in 1984 Entry Draft

1986-87: Mario has recorded at least 100 points in each of his three seasons with Pittsburgh... has led the team in goals, assists and points each year... tied for 3rd in NHL scoring with 107 points and tied for third in the league with 54 goals... led the team in power play goals with 19 which ranked third in the league... also led the team in power play points with 38. He recorded 32 multiple point games (17-2pt, 9-3pt, 1-4pt, 4-5pt and 1-6pt vs Toronto on Dec. 12 with 4g & 2a)... recorded 12 multiple goal games including five 3-goal games and one 4-goal game... established a 7-game goal scoring streak from Oct. 22 - Nov. 4 scoring 9 goals in that span and put together a 14-game scoring streak from Oct. 9 - Nov. 8 accumulating 32 (17g & 15a) points... recorded at least one point in 48 of 63 games played... led team in shots on goal with 267... recorded 59 (27g & 32a) points at home, and 46 (27g & 21a) points on the road. Mario missed a total of 17 games due to injury/illness including a sprained right knee suffered on Dec. 20 vs Philadelphia (13) and a bout with bronchitis on Feb. 17 (4)... the Penguins had a 3-9-5 record with Mario out of the lineup including two OT losses. He played in his 200th NHL game on Mar. 3 at Quebec... recorded his 300th NHL point on Jan. 23 at Vancouver and his 200th NHL assist on Mar. 31 at N.J. Mario received NHL Player of the Week honors for the first week of the season ending Oct. 19 (9g & 4a in 6 games) and NHL Player of the Month for Oct. (15g & 14a) in 11 games)... was honored as Pittsburgh's Dapper Dan Man of the Year.

CAREER: While playing for Laval in the Quebec Major Junior Hockey League, Mario scored a record breaking 133 goals and 149 assists for 282 points in 70 games during the 1983-84 season. He scored at least one point in 61 consecutive games and was named the Canadian Major Junior Hockey Player of the Year. Mario played for Team Canada in the 1985 World Cup Championship where he scored 2 goals in their 2-1 upset win against the USSR. Ranks 5th on club's All-Time Goal Scoring List (145), 8th in assists (203) and 7th in points (348)... holds club record for most power play assists (45 in 85-86) and points (62 in 85-86) in a season... set a club record with a 26-game scoring streak in 85-86 recording 59 points. Mario played outstanding at the 1987 Canada Cup Tournament as he led all tournament players in goals (11) and ranked second in points (18) through nine games... had a total of 4 game-winning goals including 2 game-winners vs USSR in the finals.

PERSONAL: Mario split the off-season between Pittsburgh and his home in Montreal... is an avid golfer and spends most of the summer months on the golf course... older brother Alain played one game with the Penguins in 1986-87 and spent the remainder of the season with Baltimore in the AHL.

Season	Team	League	Regular Season					Playoffs				
			GP	G	A	PTS	PIM	GP	G	A	PTS	PIM
1981-82	Laval	QMJHL	64	30	66	96	22	18	5	9	14	31
1982-83	Laval	QMJHL	56	84	100	184	76	12	14	18	32	18
1983-84	Laval	QMJHL	70	133	149	282	92	14	29	23	52	29
1984-85	PITTSBURGH	NHL	73	43	57	100	54	-	-	-	-	-
1985-86	PITTSBURGH	NHL	79	48	93	141	43	-	-	-	-	-
1986-87	PITTSBURGH	NHL	63	54	53	107	57	-	-	-	-	-
NHL Totals			215	145	203	348	154	-	-	-	-	-
PGM Totals			215	145	203	348	154	-	-	-	-	-



TEAM	GP	G	A	PTS	PIM	CAREER SCORING VS			TEAM	GP	G	A	PTS	PIM	PG	SG	WG
						PG	SG	WG									
Bos.	8	7	6	13	8	2	0	0	N.J.	19	11	25	36	11	3	0	1
Buf.	7	9	5	14	12	4	0	1	NYI	18	9	13	22	12	3	0	0
Cal.	8	7	13	20	4	2	0	0	NYR	19	10	24	34	22	3	0	1
Chi.	8	7	10	17	6	4	0	1	Phi.	19	7	13	20	4	3	0	0
Del.	8	5	10	15	4	2	0	1	Que.	9	10	6	16	8	0	0	1
dm.	9	3	8	11	2	1	0	1	S.L.	8	8	8	16	4	4	0	1
Har.	8	6	4	10	2	1	0	0	Tor.	8	9	5	14	6	4	0	0
L.A.	9	5	13	18	4	1	0	1	Van.	9	10	11	21	13	2	0	0
Min.	9	4	7	11	6	2	0	0	Was.	17	7	8	15	12	3	0	0
Mil.	7	2	5	7	4	0	0	0	Wpg.	8	9	9	18	10	3	0	1



TROY LONEY


Left Wing 6'3" 206 lbs.
 Age: 24 (September 21, 1963)
 Born: Bow Island, Alta.
 Shoots: Left
 Acquired: 1982 Entry Draft (3rd round)
 Drafted: Pittsburgh's 3rd choice, 52nd over-all,
 in 1982 Entry Draft.

1986-87: Troy spent the first half of the season playing with Baltimore in the AHL where he accumulated 27 (13g & 14a) points during the first 40 games... was recalled to Pittsburgh on Jan. 8 where he put together a 3-game scoring (2g & 1a) streak before a sprained right shoulder suffered at Boston on Jan. 17 sidelined him for 10 games... returned to Baltimore for conditioning on Feb. 9 and was recalled to join the Pens' lineup on Feb. 26... played the last 19 games of the season with Pittsburgh... he recorded a 4-game scoring streak from Mar. 12-20 scoring four points (2g & 2a). With Pittsburgh he recorded 10 (5g & 5a) points at home and five (3g & 2a) points on the road... finished the year with 15 (8g & 7a) NHL points in 23 outings.

CAREER: Pittsburgh's 3rd selection in the 1982 Entry Draft, Troy played 3 years with Lethbridge in the WHL scoring a total of 77 goals and 80 assists before turning pro... split each of his 4 pro seasons between Pittsburgh and Baltimore of the American Hockey League.

PERSONAL: Troy and his wife Aafke spent the summer months at their home in Alberta, Canada... enjoys farming and fishing during the off-season... lists scoring his first NHL goal against Chicago in 1984-85 as a career highlight... credits WHL coach John Chapman and Bantam Coach Blair McNeely with helping his hockey career.

Season	Team	League	Regular Season					Playoffs				
			GP	G	A	PTS	PIM	GP	G	A	PTS	PIM
1980-81	Lethbridge	WHL	71	18	13	31	100	9	2	3	5	14
1981-82	Lethbridge	WHL	71	26	33	59	152	12	3	3	6	10
1982-83	Lethbridge	WHL	72	33	34	67	156	20	10	7	17	43
1983-84	PITTSBURGH	NHL	13	0	0	0	9	-	-	-	-	-
1983-84	Baltimore	AHL	63	18	13	31	147	10	0	2	2	19
1984-85	PITTSBURGH	NHL	46	10	8	18	61	-	-	-	-	-
1984-85	Baltimore	AHL	15	4	2	6	25	-	-	-	-	-
1985-86	Baltimore	AHL	33	12	11	23	84	-	-	-	-	-
1985-86	PITTSBURGH	NHL	47	3	9	12	95	-	-	-	-	-
1986-87	Baltimore	AHL	40	13	14	27	134	-	-	-	-	-
1986-87	PITTSBURGH	NHL	23	8	7	15	22	-	-	-	-	-
NHL Totals			129	21	24	45	187	-	-	-	-	-
PGH Totals			129	21	24	45	187	-	-	-	-	-



TEAM	CAREER SCORING VS																
	GP	G	A	PTS	PIM	PG	SG	WG	TEAM	GP	G	A	PTS	PIM	PG	SG	WG
Bos.	4	0	0	0	12	0	0	0	N.J.	9	4	3	7	12	0	0	1
Buf.	3	0	1	1	9	0	0	0	NYI	12	0	1	1	4	0	0	0
Cal.	4	2	0	2	4	1	0	0	NYR	8	1	2	3	15	0	0	0
Chi	6	2	2	4	9	0	0	1	Phi.	10	0	2	2	36	0	0	0
Del.	5	1	0	1	0	0	0	0	Que.	8	2	1	3	4	0	0	1
Edm.	4	2	0	2	2	0	0	0	St.L.	4	0	2	2	4	0	0	0
Har.	6	1	2	3	7	0	0	0	Tor.	7	0	0	0	11	0	0	0
L.A.	5	0	2	2	9	0	0	0	Van.	4	0	0	0	6	0	0	0
Min.	7	1	0	1	13	0	0	0	Was.	12	1	3	4	8	0	0	0
Mt.	5	0	1	1	5	0	0	0	Wpg.	6	4	2	6	17	1	0	0



MAURICE WILLIAM (MOE) MANTHA

Defense 6'2" 205 lbs.
 Age: 26 (January 21, 1961)
 Born: Lakewood, Ohio
 Shoots: Right
 Acquired: Trade with Winnipeg in 1984
 Drafted: Winnipeg's 2nd choice, 23rd overall in 1980 Entry Draft


1986-87: Moe finished second among team defensemen in scoring with 40 points... he led Penguin defenders in power play points with 28 (8g & 20a)... recorded seven multiple point games including six 2-point games and 3 assists vs Toronto on Dec. 12... put together a 4-game scoring streak on two occasions (Oct. 18-25 scoring 6 assists)(Mar. 7-12 scoring 3 goals and 2 assists)... Recorded 26 (7g & 19a) points at home and 14 (2g & 12a) points on the road. Injuries hampered Moe during the season as he missed 18 games due to injury with a fractured right wrist on Nov. 26 vs NY Islanders (4), re-injury of wrist on Dec. 23 at NY Islanders (5), injury to his left eye on Feb. 26 at NY Islanders (4) and a sprained left knee on Mar. 24 vs Philadelphia which sidelined him the last 5 games of the season. Entering his fourth season with the Pens, Moe ranks 15th on the club's All-Time Assist List with 123 and ranks 21st in All-Time Points with 158... recorded his 200th NHL assist on Feb. 22 at NY Rangers.

CAREER: Winnipeg's 2nd choice in the 1980 NHL draft, Moe spent 4 years in the Jets' organization before a trade sent him to Pittsburgh for the 1984-85 season... served as captain of Team USA in the 1985 World Championship series in Prague, Czechoslovakia.

PERSONAL: Moe and wife Kathy have a daughter, Ashley (1)... enjoys working with wood and refinishes antiques as a hobby... has worked with the Special Olympics on many occasions.

Season	Team	League	Regular Season					Playoffs				
			GP	G	A	PTS	PIM	GP	G	A	PTS	PIM
1978-79	Toronto	OHA	68	10	38	48	57	4	0	2	2	11
1979-80	Toronto	OHA	58	8	38	46	86	-	-	-	-	-
1980-81	Winnipeg	NHL	58	2	23	25	35	-	-	-	-	-
1981-82	Tulsa	CHL	33	8	15	23	56	-	-	-	-	-
1981-82	Winnipeg	NHL	25	0	12	12	28	4	1	3	4	16
1982-83	Sherbrooke	AHL	13	1	4	5	13	-	-	-	-	-
1982-83	Winnipeg	NHL	21	2	7	9	6	2	2	2	4	0
1983-84	Sherbrooke	AHL	7	1	1	2	10	-	-	-	-	-
1983-84	Winnipeg	NHL	72	16	38	54	67	3	1	0	1	0
1984-85	PITTSBURGH	NHL	71	11	40	51	54	-	-	-	-	-
1985-86	PITTSBURGH	NHL	78	15	52	67	102	-	-	-	-	-
1986-87	PITTSBURGH	NHL	62	9	31	40	44	-	-	-	-	-
NHL Totals			387	55	203	258	336	9	4	5	9	16
PGH Totals			211	35	123	158	288	-	-	-	-	-

Traded to PITTSBURGH by WINNIPEG with Winnipeg's first round choice (Doug Bodger) in 1984 Entry Draft for Randy Carlyle on May 1, 1984. [Carlyle sent to Winnipeg on March 5, 1984]



TEAM	CAREER SCORING VS																
	GP	G	A	PTS	PIM	PG	SG	WG	TEAM	GP	G	A	PTS	PIM	PG	SG	WG
Bos.	17	1	7	8	8	1	0	0	N.J.	27	1	19	20	22	1	0	0
Buf.	14	1	7	8	16	0	0	0	NYI	28	5	14	19	4	2	0	1
Cal.	21	3	7	10	10	2	0	0	NYR	24	3	15	18	49	2	0	0
Chi.	14	0	6	6	12	0	0	0	Phi.	25	4	8	12	24	1	1	0
Det.	18	3	7	10	22	2	0	0	Pgh.	7	1	3	4	0	0	0	0
Edm.	23	2	10	12	25	1	0	0	Que.	15	2	7	9	12	1	0	0
Har.	16	2	8	10	12	1	0	0	St.L.	12	5	10	15	12	1	1	0
L.A.	22	5	13	18	23	1	0	1	Tor.	17	2	14	16	30	2	0	0
Min.	15	2	6	8	6	1	0	0	Van.	24	5	13	18	11	4	0	1
Mil.	13	3	11	14	10	1	0	0	Was.	28	3	15	18	22	3	0	0
									Wpg.	7	2	3	5	6	0	1	0



DAVE MCLLWAIN

Center 6'0" 185 lbs.
 Age: 20 (January 9, 1967)
 Born: Seaforth, Ontario
 Shoots: Right
 Acquired: 1986 Entry Draft (9th Round)
 Drafted: Pittsburgh's 9th choice, 172nd over-all,
 in 1986 Entry Draft.

1986-87: Dave led North Bay in scoring with a total of 119 (46g & 73a) points through 60 games. . . ranked second in the OHL in scoring and also in assists. . . finished fourth in the league with five shorthanded goals and fifth in power play goals with 16. He played in 24 playoff games scoring 7 goals and 18 assists for 25 points. He was named the Hockey News OHL Player of the Week on two occasions.

CAREER: A ninth round draft choice in 1986, Dave has played his junior hockey with North Bay in the OHL. . . was a member of the 1987 Canadian National Junior Team at the World Junior Tournament at Czechoslovakia in January. . . played in the 1986-87 OHL All-Star Game and was named to the OHL Second All-Star Team at the end of the season.

PERSONAL: Worked in construction during the summer months. . . enjoys playing ball hockey and running. . . lists playing at the World Junior Tournament and being drafted by Pittsburgh as hockey highlights. . . has done charity work with the Heart Foundation. . . nickname, "Mac".

Season	Team	League	Regular Season					Playoffs				
			GP	G	A	PTS	PIM	GP	G	A	PTS	PIM
1984-85	Kitchener	OHL	61	13	21	34	29	-	-	-	-	-
1985-86	North Bay	OHL	64	37	35	72	37	-	-	-	-	-
1986-87	North Bay	OHL	60	46	73	119	35	24	7	18	25	40





GILLES MELOCHE

Goaltender 5'9" 185 lbs.
 Age: 37 (July 12, 1950)
 Born: Montreal, Que.
 Catches: Left
 Acquired: Trade with Edmonton in 1985
 Drafted: Chicago's 5th choice, 70th over-all
 in 1970 Amateur Draft

1986-87: Gilles played 43 games for Pittsburgh posting a 3.43 goals against average and compiling a 13-19-7 record... 7-10-2 at home and 6-9-5 on the road... recorded a 4-game unbeaten streak from Nov. 1 - 12 registering two wins and two ties... shared a 6-0 shutout with Roberto Romano on Jan. 23 at Vancouver... recorded one assist and 20 penalty minutes during the season... he played 11 full games in which he gave up two goals against or less.

CAREER: With the experience of 16 full NHL seasons, Gilles enters his third year with the Penguins... was Chicago's fifth choice in the 1970 Amateur Draft... since breaking into the NHL ranks with the Blackhawks, Gilles has played for five NHL teams... played in the Stanley Cup Playoffs six consecutive years with Minnesota from 1979-80 to 1984-85 including the 1980-81 Stanley Cup Finals... has 761 NHL games and 262 NHL victories to his credit.

PERSONAL: Gilles and wife Nicole have a son Eric (11) and daughter Annie (8)... enjoys playing golf and reading... lists his first NHL shutout vs Boston in 1971 and playing in the 1981 Stanley Cup Finals with Minnesota as hockey highlights... would like to coach or scout hockey after playing career.




Season	Team	League	Regular Season					Playoffs				
			GP	MP	GA	SO	AVG	GP	MP	GA	SO	AVG
1970-71	Chicago	NHL	2	120	6	0	3.00					
1970-71	Flint	IHL	33	1866	104	2	3.34	3	183	11	0	3.61
1971-72	California	NHL	56	3121	173	4	3.33					
1972-73	California	NHL	59	3473	235	1	4.06					
1973-74	California	NHL	47	2800	198	1	4.24					
1974-75	California	NHL	47	2771	186	1	4.03					
1975-76	California	NHL	41	2440	140	1	3.44					
1976-77	Cleveland	NHL	51	2961	171	2	3.47					
1977-78	Cleveland	NHL	54	3100	195	1	3.77					
1978-79	Minnesota	NHL	53	3118	173	2	3.33					
1979-80	Minnesota	NHL	54	3141	160	1	3.06	11	564	34	1	3.62
1980-81	Minnesota	NHL	38	2215	120	2	3.25	13	802	47	0	3.52
1981-82	Minnesota	NHL	51	3026	175	1	3.47	4	184	8	0	2.61
1982-83	Minnesota	NHL	47	2689	160	1	3.57	5	319	18	0	3.38
1983-84	Minnesota	NHL	52	2883	201	2	4.18	4	200	11	0	3.30
1984-85	Minnesota	NHL	32	1817	115	0	3.80	8	395	25	1	3.80
1985-86	PITTSBURGH	NHL	34	1989	119	0	3.59					
1986-87	PITTSBURGH	NHL	43	2343	134	0	3.43					
NHL Totals			761	44007	2661	20	3.63	45	2464	143	2	3.48
PGH Totals			77	4332	253	0	3.50					

Traded to CALIFORNIA by CHICAGO with Paul Shmyr for Gerry Dasjardins, October 18, 1971. Protected by MINNESOTA prior to Cleveland-Minnesota Despersal Draft, June 15, 1978. Traded to EDMONTON by MINNESOTA for Paul Houck, May 31, 1985. Traded by EDMONTON to PITTSBURGH for Tim Hryniewicz and Marty McSorley, September 12, 1985.

TEAM	CAREER RECORD					W	L	T
	GP	MP	GA	SO	AVG			
vs Boston	45	2682	177	1	3.96	11	30	4
vs Buffalo	32	1812	129	1	4.27	9	16	6
vs Calgary	32	1841	117	0	3.81	9	16	6
vs Chicago	50	2925	172	2	3.53	15	28	6
vs Detroit	44	2513	143	1	3.41	22	11	9
vs Edmonton	14	707	52	0	4.41	3	9	1
vs Hartford	12	627	40	0	3.83	5	5	0
vs Los Angeles	39	2218	133	1	3.80	14	18	3
vs Minnesota	30	1781	99	2	3.34	13	12	4
vs Montreal	52	3081	223	0	4.34	7	35	9
vs New Jersey	31	1857	97	3	3.12	12	11	8
vs NY Islanders	33	1914	121	1	3.79	8	15	9
vs NY Rangers	37	2166	143	1	3.96	9	18	10
vs Philadelphia	43	2469	147	0	3.57	8	25	8
vs Pittsburgh	38	2280	155	0	4.08	14	19	5
vs Quebec	12	680	45	0	3.97	6	3	2
vs St. Louis	56	3279	167	1	3.06	25	12	17
vs Toronto	58	3319	208	1	3.76	21	24	8
vs Vancouver	44	2441	130	2*	3.20	20	16	5
vs Washington	45	2585	116	2	2.89	24	13	6
vs Winnipeg	13	760	45	1	3.55	6	6	0
vs Defunct	1	60	2	0	2.00	1	0	0
TOTAL	761	44007	2661	20	3.63	262	342	126

* shared shutout with Roberto Romano at Vancouver on Jan. 23, 1987



WILF PAIEMENT

Right Wing 6'1" 210 lbs.
 Age: 33 (October 16, 1955)
 Born: Earlton, Ontario
 Shoots: Right
 Acquired: Signed as Free Agent on July 7, 1987
 Drafted: Kansas City's 1st choice, 2nd overall in 1974 Amateur Draft


1986-87: Selected by Buffalo from the NY Rangers in the Waiver Draft on October 6, Wilf was the Sabres' top goal-scorer during the first part of the season and ended the year as one of Buffalo's five 20-goal scorers... scored 13 goals in the first 20 games... he recorded the Sabres' only hat trick of the season vs St. Louis on Feb. 26, the ninth of his career... suffered a knee injury on Feb. 28 in Eoston and missed the remaining 20 games of the season... ended the season with 37 points on 20 goals and 17 assists through 56 games... played in his 900th NHL game on Dec. 26 and scored his 800th NHL point on Feb. 8.

CAREER: A 13-year veteran of the National Hockey League, Wilf started his NHL career with Kansas City as their first round choice in the 1974 Amateur Draft... was an OHA First Team All Star in 1974 while playing junior with St. Catharines... his pro career has placed him on six different NHL rosters prior to joining Pittsburgh and he has accumulated a total of 806 NHL points.

PERSONAL: Wilf and his wife, Susan, have three children, two daughters Andrea and Alyssa and a son Adam... older brother Rosaire played in the NHL with Philadelphia and Vancouver... was team captain while playing with Colorado.

Season	Team	League	Regular Season				PIM	Playoffs				PIM
			GP	G	A	PTS		GP	G	A	PTS	
1972-73	St. Catharines	OHA	61	18	27	45	173	-	-	-	-	-
1973-74	St. Catharines	OHA	70	50	73	123	134	-	-	-	-	-
1974-75	Kansas City	NHL	78	26	13	39	101	-	-	-	-	-
1975-76	Kansas City	NHL	57	21	22	43	121	-	-	-	-	-
1976-77	Colorado	NHL	78	41	40	81	101	-	-	-	-	-
1977-78	Colorado	NHL	80	31	56	87	114	2	0	0	0	7
1978-79	Colorado	NHL	65	24	36	60	80	-	-	-	-	-
1979-80	Colorado	NHL	34	10	16	26	41	-	-	-	-	-
1979-80	Toronto	NHL	41	20	28	48	72	3	0	2	2	17
1980-81	Toronto	NHL	77	40	57	97	145	3	0	0	0	2
1981-82	Toronto	NHL	69	18	40	58	203	-	-	-	-	-
1981-82	Quebec	NHL	8	7	6	13	18	14	6	6	12	28
1982-83	Quebec	NHL	80	26	38	64	170	4	0	1	1	4
1983-84	Quebec	NHL	80	39	37	76	121	9	3	1	4	24
1984-85	Quebec	NHL	68	23	28	51	165	18	4	2	6	58
1985-86	Quebec	NHL	44	7	12	19	145	-	-	-	-	-
1985-86	NY Rangers	NHL	8	1	6	7	13	16	5	5	10	45
1986-87	Buffalo	NHL	56	20	17	37	109	-	-	-	-	-
NHL Totals			923	354	452	806	1719	69	18	17	35	185

Traded to TORONTO by COLORADO with Pat Hickey for Lanny McDonald and Joel Quenneville, December 29, 1979. Traded to QUEBEC by TORONTO for Miroslav Frycer and Quebec's seventh round choice (Jeff Triano) in 1982 Entry Draft, March 9, 1982. Traded to NY RANGERS by QUEBEC for Steve Patrick, February 6, 1986. Claimed in 1986 Waiver Draft from NY RANGERS by BUFFALO, October 1986.



TEAM	GP	G	A	PTS	PIM	PG	CAREER SCORING VS			GP	G	A	PTS	PIM	PG	SG	WG
							SG	WG	TEAM								
Bos.	67	21	31	52	99	-	-	-	N.J.	21	10	18	28	45	-	-	-
Buf.	60	18	30	48	114	-	-	-	NYI	47	12	18	30	81	-	-	-
Cal.	46	15	16	31	35	-	-	-	NYR	46	13	32	45	55	-	-	-
Chi.	53	24	20	44	75	-	-	-	Phi.	40	16	12	28	43	-	-	-
Del.	40	22	28	50	96	-	-	-	Pgh.	44	21	34	55	156	-	-	-
Edm.	23	10	16	26	23	-	-	-	Que.	16	5	8	13	49	-	-	-
Har.	48	21	27	48	94	-	-	-	St.L.	54	25	21	48	125	-	-	-
L.A.	36	14	18	32	69	-	-	-	Tor.	35	15	19	34	73	-	-	-
Min.	53	16	23	39	85	-	-	-	Van.	50	22	22	44	97	-	-	-
Mtl.	65	17	14	31	111	-	-	-	Was.	41	17	20	37	115	-	-	-
Defunct	14	11	5	17	26	-	-	-	Wpg.	26	9	19	28	52	-	-	-




DAN QUINN

Center 5'11" 180 lbs.
 Age: 22 (June 1, 1965)
 Born: Ottawa, Ont.
 Shoots: Left
 Acquired: Trade with Calgary in 1986
 Drafted: Calgary's 1st choice, 13th overall,
 in 1983 Entry Draft.

1986-87: Joining the Pens on Nov. 13 via a trade with Calgary, Dan ranked second on the team in goals (31), assists (49), points (80) and power play goals (11)... registered a 7-game scoring streak from Mar. 1-12 accumulating 17 points (5g & 12a) with at least one assist in each game... compiled a total of 21 multiple point games with the Pens as he recorded nine 3-point games and 12 2-point games... scored 42 (16g & 26a) points for Pittsburgh at home and 29 (12g & 17a) points on the road... recorded five (1g & 4a) points on the power play with Calgary and 19 (10g & 9a) points with Pittsburgh's power play unit... had a total of nine (3g & 6a) points through 16 games with the Flames then recorded 71 (28g & 43a) points through 64 games with the Pens... scored his 100th NHL goal on Apr. 4 vs Detroit.

CAREER: Drafted by Calgary in the first round of the 1983 Entry Draft, Dan spent three plus seasons with the Flames' organization prior to joining the Penguins... played his junior hockey for Belleville of the OHL where he recorded a total of 147 points through 70 games during his last full season with the Bulls... played for Canada in the 1987 World Championships at Vienna, Austria.

PERSONAL: Dan lists his most memorable moments in hockey as playing in the 1986 Stanley Cup Finals with Calgary and scoring his first NHL goal vs Edmonton in 1983... credits his junior coach Larry Mavety, Lanny McDonald and Doug Risebrough with most helping his hockey career... enjoys playing golf and is considered a movie buff... has participated in numerous events benefiting the Special Olympics... nickname "Quinner".



Season	Team	League	Regular Season					Playoffs				
			GP	G	A	PTS	PIM	GP	G	A	PTS	PIM
1981-82	Belleville	OHL	67	19	32	51	41	-	-	-	-	-
1982-83	Belleville	OHL	70	59	88	147	27	4	2	6	8	2
1983-84	Belleville	OHL	24	23	36	59	12	-	-	-	-	-
1983-84	Calgary	NHL	54	19	33	52	20	8	3	5	8	4
1984-85	Calgary	NHL	74	20	38	58	22	3	0	0	0	0
1985-86	Calgary	NHL	78	30	42	72	44	18	8	7	15	10
1986-87	Calgary	NHL	16	3	6	9	14	-	-	-	-	-
1986-87	PITTSBURGH	NHL	64	28	43	71	40	-	-	-	-	-
NHL Totals			286	100	162	262	140	29	11	12	23	14
PGH Totals			64	28	43	71	40	-	-	-	-	-

Traded to PITTSBURGH by CALGARY for Mike Bullard, November 12, 1986.

TEAM	CAREER SCORING VS																
	GP	G	A	PTS	PIM	PG	SG	WG	TEAM	GP	G	A	PTS	PIM	PG	SG	WG
Bos.	13	5	4	9	4	5	0	1	N.J.	12	4	11	15	16	1	1	0
Buf.	9	3	1	4	10	1	0	0	NYI	14	6	9	15	6	3	0	0
Cal.	3	0	0	0	2	0	0	0	NYR	13	8	12	20	4	4	0	1
Chi.	10	4	2	6	2	3	0	0	Phl.	13	3	7	10	6	1	0	0
Det.	11	2	9	11	2	0	1	0	Pgh.	7	1	7	8	2	1	0	0
Edm.	24	8	12	20	22	5	0	0	Que.	13	3	8	11	2	1	1	2
Har.	12	6	5	11	6	2	0	0	St.L.	10	2	2	4	6	0	0	1
L.A.	24	4	18	22	12	2	1	0	Tor.	11	5	4	9	4	3	0	0
Min.	11	7	9	16	8	2	1	0	Van.	24	11	8	19	2	5	1	2
Mil.	12	3	9	12	4	0	0	0	Was.	15	3	8	9	14	1	0	1
									Wpg.	28	12	19	31	14	8	0	3



PATRICK MICHAEL (PAT) RIGGIN

Goaltender 5'9" 175 lbs.
 Age: 28 (May 26, 1959)
 Born: Kincardine, Ontario
 Catches: Right
 Acquired: Trade with Boston in 1987
 Drafted: Atlanta's 3rd choice, 33rd over-all in 1979 Entry Draft

1986-87: Acquired from Boston on Feb. 6 for Roberto Romano... prior to joining Pens split his time between Boston and their AHL affiliate in Moncton. While playing with Moncton he posted a 2.55 goals against average through 14 games... recorded 6 wins and 5 losses in regulation and had 2 shootout losses. Through 10 games with Boston he posted a 3.39 goals against average and registered a 3-5-1 record. With Pittsburgh he recorded a 3.34 goals against average through 17 games compiling an 8-6-3 record... 5-2-2 at home and 3-4-1 on the road... recorded one assist and two penalty minutes with the Pens. Stopped Alan Kerr of the Islanders and Quebec's Michel Goulet on penalty shot attempts.

CAREER: Pat has never posted a losing record in the NHL since breaking into the league with Atlanta in 1979-80... he posted the best goals against average (2.66) in the NHL while playing with Washington during the 1983-84 season and shared the William Jennings Trophy (goaltender(s) for team with fewest goals scored against) with Al Jensen that year... he was named to the NHL Second All-Star Team in 1983-84... in 1984-85 he posted the second best goals against average in the NHL with a 2.98. Pat has played in a total of 328 NHL games for five different teams.

PERSONAL: Pat and wife Charlene have two daughters, Erin (5) and Dayna (3)... likes playing golf and squash... enjoys horse racing and has his trainers license for standardbreds... brother Dennis played goal with the Detroit Red Wings during the 59-60 and 62-63 seasons.

Season	Team	League	Regular Season					Playoffs				
			GP	MIN	GA	SO	AVG	GP	MIN	GA	SO	AVG
1976-77	London	OHA	48	2809	140	2	2.95	20	1197	65	2	3.20
1977-78	London	OHA	38	2266	140	0	3.65	9	536	27	0	3.03
1978-79	Birmingham	WHA	46	2511	158	1	3.78	-	-	-	-	-
1979-80	Atlanta	NHL	25	1368	73	2	3.20	-	-	-	-	-
1979-80	Birmingham	CHL	12	746	32	0	2.57	-	-	-	-	-
1980-81	Calgary	NHL	42	2411	154	0	3.83	11	629	37	0	3.53
1981-82	Calgary	NHL	52	2934	207	2	4.23	3	194	10	0	3.10
1982-83	Washington	NHL	38	2161	121	0	3.36	3	101	8	0	4.76
1983-84	Hershey	AHL	3	185	7	0	2.27	-	-	-	-	-
1983-84	Washington	NHL	41	2299	102	4	2.66	5	230	9	0	2.35
1984-85	Washington	NHL	57	3388	168	2	2.98	2	122	5	0	2.46
1985-86	Washington	NHL	7	369	23	0	3.74	-	-	-	-	-
1985-86	Boston	AHL	39	2272	127	1	3.35	1	60	3	0	3.00
1986-87	Moncton	AHL	14	798	34	1	2.56	-	-	-	-	-
1986-87	Boston	NHL	10	513	29	0	3.39	-	-	-	-	-
1986-87	PITTSBURGH	NHL	17	988	55	0	3.34	-	-	-	-	-
NHL Totals			328	18703	1059	11	3.40	25	1336	72	0	3.23
PGH Totals			17	988	55	0	3.34	-	-	-	-	-

Traded to WASHINGTON by CALGARY with Ken Houston for Howard Walker, George White, Washington's sixth round choice (Mats Kihstrom) in 1982 Entry Draft, third round draft choice (Perry Berezan) in 1983 Entry Draft; and second round choice (Paul Ranheim) in 1984 Entry Draft, June 9, 1982. Traded to BOSTON by WASHINGTON for Pete Peeters, November 14, 1985. Traded to PITTSBURGH by BOSTON for Roberto Romano, February 6, 1987.



TEAM	GP	MP	CAREER RECORD			AVG	W	L	T
			GA	SO	SAVES				
vs Boston	12	721	29	0	2.41	9	3	0	
vs Buffalo	20	1161	66	1	3.41	4	8	6	
vs Calgary	8	482	24	0	2.99	5	3	0	
vs Chicago	9	540	25	1	2.78	4	2	2	
vs Detroit	10	575	36	0	3.76	6	2	2	
vs Edmonton	19	1050	77	0	4.40	5	8	4	
vs Hartford	15	887	50	0	3.38	8	5	2	
vs Los Angeles	16	899	58	0	3.74	8	6	1	
vs Minnesota	9	474	24	1	3.04	3	2	3	
vs Montreal	18	1050	67	0	3.83	5	10	2	
vs New Jersey	23	1319	67	2	3.18	11	8	4	
vs NY Islanders	17	973	61	0	3.76	5	8	2	
vs NY Rangers	17	960	50	0	3.19	8	7	1	
vs Philadelphia	23	1240	85	1	4.11	6	10	3	
vs Pittsburgh	14	840	34	2	2.43	9	2	3	
vs Quebec	21	1278	60	0	2.82	13	5	3	
vs St. Louis	16	853	60	0	4.22	7	6	1	
vs Toronto	43	635	32	1	3.02	5	4	2	
vs Vancouver	26	1471	78	0	3.18	13	6	5	
vs Washington	7	420	23	1	3.29	3	3	2	
vs Winnipeg	14	814	51	1	3.76	8	4	1	
TOTAL	328	18703	1059	11	3.40	146	112	48	



CHARLES ROBERT (CHARLIE) SIMMER

Left Wing 6'3" 205 lbs.
 Age: 33 (March 20, 1954)
 Born: Terrace Bay, Ontario
 Shoots: Left
 Acquired: Claimed in Waiver Draft in 1987
 Drafted: California's 4th choice, 39th overall, in 1974 Amateur Draft

1986-87: Played in all 80 games for only the second time in his career and was the only Bruin to accomplish the feat...Hit the 20-goal and 60-point marks for the fifth straight season and seventh time in his career...Was third in the team scoring race with 29 goals and 40 assists and netted a team high eleven power play goals...Recorded his ninth career hat trick on December 18th versus Hartford and also tallied two assists in that game as he figured in every Boston goal...Played in his 600th NHL game on November 17th in Montreal...Scored the 13,000th all-time Boston goal on January 12th versus the NY Rangers with a power play tally...Had points against 19 of 20 opponents and led all Bruins in scoring in the season series versus Buffalo...Had an eight-game point streak from October 22-November 8 and a seven-game string from November 22-December 6...Had 17 multiple-point games...Missed the last three playoff games after suffering a dislocated thumb in game one of the series with Montreal.

CAREER: Enters his 14th NHL season...Won Masterson Trophy in 1985-86 for sportsmanship and dedication to the game...Was an NHL first team All-Star in 1979-80 and 1980-81 with Los Angeles and led the league in goals with 56 in 1979-80...Member of Team Canada in 1983 World Championships...His first NHL goal came against the Bruins on December 27, 1974.

PERSONAL: Wife Terri, daughter Brittany Ann.

Season	Team	League	Regular Season					Playoffs				
			GP	G	A	PTS	PIM	GP	G	A	PTS	PIM
1974-75	Salt Lake	CHL	47	12	29	41	86	-	-	-	-	-
	California	NHL	35	8	13	21	26	-	-	-	-	-
1975-76	Salt Lake	CHL	42	23	16	39	96	-	-	-	-	-
	California	NHL	21	1	2	22	-	-	-	-	-	
1976-77	Cleveland	NHL	24	2	0	2	16	-	-	-	-	-
	Salt Lake	CHL	51	32	30	62	37	-	-	-	-	
1977-78	Los Angeles	NHL	75	42	41	83	100	4	0	1	1	5
	Springfield	AHL	39	13	23	36	33	-	-	-	-	-
1978-79	Los Angeles	NHL	38	21	27	48	16	2	1	0	2	0
1979-80c	Los Angeles	NHL	64	56	45	101	85	3	2	0	1	2
1980-81c	Los Angeles	NHL	65	56	43	105	82	-	-	-	-	-
1981-82	Los Angeles	NHL	50	15	24	39	42	10	4	7	11	22
1982-83	Los Angeles	NHL	30	29	51	80	51	-	-	-	-	-
1983-84	Los Angeles	NHL	79	44	48	92	78	-	-	-	-	-
1984-85	Los Angeles	NHL	5	1	0	1	4	-	-	-	-	-
	Boston	NHL	63	33	30	63	35	5	2	2	4	2
1985-86d	Boston	NHL	55	36	24	60	42	3	0	0	0	4
1986-87	Boston	NHL	80	29	40	69	59	1	0	0	0	2
NHL Totals			602	331	352	683	520	24	9	9	18	32

a—CHL Second All-Star Team


b—AHL First All-Star Team

c—NHL First All-Star Team

d—Won Masterson Memorial Trophy

California's fourth choice, 39th overall, in 1974 Amateur Draft. Signed as a free agent by Los Angeles August, 1977. Traded to Boston by Los Angeles for Boston's 1985 first round draft pick, October 23, 1984.

Bio courtesy of Boston Bruins.



TEAM	GP	G	A	PTS	PIM	PG	CAREER SCORING VS										
							SG	WG	TEAM	GP	G	A	PTS	PIM	PG	SG	WG
Bos.	24	11	9	20	2	-	-	-	N.J.	33	21	16	37	31	-	-	-
Bu.	41	15	14	29	30	-	-	-	NYL	29	16	15	31	23	-	-	-
Cal.	40	17	21	38	36	-	-	-	NYR	27	16	9	25	37	-	-	-
Chi.	25	10	14	24	6	-	-	-	Phl.	29	12	12	24	18	-	-	-
Det.	36	21	31	52	32	-	-	-	Pgh.	30	21	18	39	20	-	-	-
Edm.	35	17	19	36	20	-	-	-	Que.	36	24	24	48	29	-	-	-
Har.	33	14	25	39	22	-	-	-	St.L.	28	16	14	30	26	-	-	-
L.A.	16	8	5	13	16	-	-	-	Tor.	33	16	20	36	31	-	-	-
Min.	22	14	12	26	25	-	-	-	Van.	44	15	25	40	28	-	-	-
Mtl.	43	12	13	25	35	-	-	-	Was.	32	14	16	30	20	-	-	-
									Wpg.	26	21	20	41	33	-	-	-




CRAIG SIMPSON

Center 6'2" 192 lbs.
 Age: 20 (February 15, 1967)
 Born: London, Ontario
 Shoots: Right
 Acquired: 1985 Entry Draft (1st round)
 Drafted: Pittsburgh's 1st choice, 2nd over-all
 in 1985 Entry Draft

1986-87: In his second season with Pittsburgh, Craig registered 51 points through 72 games and tied for fourth on the team in scoring... tied for third on the team in goals with 26... recorded 12 multiple point games including ten 2-point games and two 3-point games (2g & 1a on Oct. 17 at Buffalo and 3g on Dec. 22 at Montreal)... recorded five multiple goal games... registered an 8-game scoring streak from Dec. 20 to Jan. 3 scoring 11 (7g & 4a) points... recorded 22 (11g & 11a) points at home and 29 (15g & 14a) on the road... registered 11 (7g & 4a) points on the power play... missed a total of eight games due to injury as he suffered a bruised chest on Oct. 29 vs New Jersey (2), injured his right hip on Feb. 28 vs Chicago (1) then re-injured his hip on Mar. 5 at Toronto (5)... played in his 100th NHL game on Dec. 5 vs Edmonton.

CAREER: Pittsburgh's 1st choice, 2nd overall, in the 1985 Entry Draft... led the Central Collegiate Hockey Association in scoring in 1984-85 with 84 points (31g & 53a) in 42 games with Michigan State. During his sophomore year at MSU, Craig was named to the CCHA First All American Team, CCHA All Tournament Team & CCHA Titan All American Team. He was also a finalist for the Hobey Baker Award (Outstanding College Hockey Player).

PERSONAL: Working towards his business administration degree at Michigan State University during the summer months, Craig enjoys playing golf and tennis in his spare time... his brother Dave was drafted by the NY Islanders in 1980 and also played for Pittsburgh's minor league affiliate in Baltimore in 1985-86... his mother was a member of Canada's 1952 Women's Track Team... credits college coach Ron Mason and former teammate Willy Lindstrom with helping his hockey career... lists his hat trick in Montreal last year as a career highlight... served as Honorary Co-Chairman of the Cystic Fibrosis 65 Roses Club in 1986-87.



Season	Team	League	Regular Season					Playoffs				
			GP	G	A	PTS	PIM	GP	G	A	PTS	PIM
1983-84	Michigan St.	CCHA	30	8	28	36	22	-	-	-	-	-
1984-85	Michigan St.	CCHA	32	24	45	69	29	10	7	6	13	4
1985-86	PITTSBURGH	NHL	76	11	17	28	49	-	-	-	-	-
1986-87	PITTSBURGH	NHL	72	26	25	51	57	-	-	-	-	-
NHL TOTALS			148	37	42	79	106	-	-	-	-	-
PGH TOTALS			148	37	42	79	106	-	-	-	-	-

TEAM	GP	G	A	PTS	PIM	CAREER SCORING VS										
						PG	SG	WG	TEAM	GP	G	A	PTS	PIM	PG	SG
N.J.	14	2	4	6	16	1	0	0	0	0	0	0	0	0	0	0
N.Y.I.	13	2	3	5	2	1	0	0	0	0	0	0	0	0	0	0
N.Y.R.	13	5	7	12	11	2	0	0	0	0	0	0	0	0	0	0
Phi.	13	1	3	4	13	1	0	0	0	0	0	0	0	0	0	0
Que.	3	2	1	3	0	0	0	0	0	0	0	0	0	0	0	0
S.L.L.	5	0	0	0	2	0	0	0	0	0	0	0	0	0	0	0
Tor.	6	3	1	4	11	0	0	0	0	0	0	0	0	0	0	0
Van.	5	0	2	2	7	0	0	0	0	0	0	0	0	0	0	0
Was.	13	3	4	7	28	0	0	0	0	0	0	0	0	0	0	0
Wpg.	5	0	2	2	0	0	0	0	0	0	0	0	0	0	0	0



VILLE JUSSI SIREN (SEAR-IN)

Defense 6'2" 195 lbs.
Age: 23 (February 11, 1964)
Born: Tampere, Finland
Shoots: Left
Acquired: Trade with Hartford in 1984
Drafted: Hartford's 3rd choice, 23rd overall in 1983 Entry Draft


1986-87: Ville recorded five goals and 18 assists through 69 games in his second NHL season. . . he started the year with a 4-game scoring streak (1g & 3a) and recorded a point in six of the first seven games (2g & 4a). . . his best scoring output came on Dec. 6 vs Minnesota when he notched two assists. . . he recorded 13 (3g & 10a) points at home and 10 (2g & 8a) points on the road. . . registered seven (1g & 6a) points on the power play. Ville missed the last 11 games of the season with a sprained left knee suffered on March 10 vs NY Islanders. He played in his 100th NHL game on Jan. 7 vs Washington.

CAREER: Played for the Finnish Junior National Team for two seasons prior to joining the Pens where his team won the silver medal in 1984 at the Junior World Championships. . . was a member of the Finnish Championship Team in 1985. . . competed against teammates Mario Lemieux, Moe Mantha and Jim Johnson during the World Championships in Prague, Czechoslovakia in 1985 as a member of the Finnish National Team. . . he also played in the 1987 World Championships in Vienna and in the 1987 Canada Cup Tournament for Finland.

PERSONAL: Ville spent the off-season at his home in Tampere, Finland. . . he enjoys playing golf and tennis. . . credits his family with helping his hockey career.

Season	Team	League	GP	Regular Season			PIM	GP	Playoffs		
				G	A	PTS			G	A	PTS
1984-85	Ilves	Finland	36	11	13	24					
1985-86	PITTSBURGH	NHL	60	4	8	12	32				
1986-87	PITTSBURGH	NHL	69	5	18	23	50				
NHL Totals			129	9	26	35	82				
PGH Totals			129	9	26	35	82				

Traded to PITTSBURGH by HARTFORD for Pat Boulette, November 18, 1984.



TEAM	GP	G	A	PTS	PIM	PG	SG	WG	CAREER SCORING VS								
									TEAM	GP	G	A	PTS	PIM	PG	SG	WG
Bos.	10	2	2	4	6	0	0	0	N.J.	10	2	2	4	6	0	0	0
Buf.	6	1	1	2	2	0	0	0	NYI	14	1	3	4	4	1	0	0
Cal.	6	0	1	1	4	0	0	0	NYR	11	1	2	3	2	1	0	0
Chi.	5	0	1	1	6	0	0	0	Phi.	11	0	1	1	10	0	0	0
Det.	4	0	1	1	0	0	0	0	Que.	3	0	1	1	0	0	0	0
Edm.	6	2	2	4	4	0	0	0	St.L.	5	0	0	0	0	0	0	0
Har.	4	0	0	0	4	0	0	0	Tor.	3	0	2	2	2	0	0	0
L.A.	5	0	2	2	8	0	0	0	Van.	5	0	0	0	0	0	0	0
Min.	6	0	3	3	2	0	0	0	Was.	10	1	2	3	12	0	0	0
Mil.	4	1	1	2	4	0	0	0	Wpg.	5	0	0	0	4	0	0	0



ZARLEY ZALAPSKI

Defense 6'1", 196 lbs.
 Age: 19 (April 22, 1968)
 Born: Edmonton, Alta.
 Shoots: Left
 Acquired: 1986 Entry Draft (1st round)
 Drafted: Pittsburgh's 1st choice, 4th over-all,
 in 1986 Entry Draft.

1986-87: Committed to the Canadian Olympic program, Zarley played four exhibition games with Pittsburgh then rejoined Team Canada where he played 74 games scoring 40 points on 11 goals and 29 assists... he was honored as th Best Defenseman at the Izvestia Tournament at Moscow in December... was also acknowledged at the end of the season by the Hockey News as co-winner of the International Personalities of the Year Award along with Canadian National teammate Sean Burke... played a regular shift with Team Canada in the 1987 World Championships in Vienna where he was the youngest player at the tournament and was one of only two amateur players on Team Canada's roster. During the World Championships he scored two goals in a 6-4 Canada win vs Sweden. In pre-Canada Cup Tournament competition in August, 1987, he played three games with the Canadian Olympic Team scoring two assists.

CAREER: Zarley was the first defenseman selected in the 1986 Entry Draft and it marked the first time that Pittsburgh had chosen a defenseman as their #1 pick in the first round of drafting... he played Tier II Junior with Ft. Saskatchewan where he recorded 53 (20g & 33a) points in 27 games during the 1985-86 season prior to joining Team Canada in December of 1985... has participated in several international tournaments with the Canadian Olympic program.

Season	Team	League	GP	Regular Season			PIM	GP	Playoffs			PIM
				G	A	PTS			G	A	PTS	
1984-85	Ft. Saskatchewan		23	17	30	47	14	-	-	-	-	
1985-86	Ft. Saskatchewan		27	20	33	53	46	-	-	-	-	
1985-86	Team Canada		32	2	4	6	10	-	-	-	-	
1986-87	Team Canada		74	11	29	40	28	-	-	-	-	



1987 FIRST ROUND DRAFT PICK

CHRIS JOSEPH



Position: Defense, Shoots: Right
 Height: 6'2" Weight: 210 lbs.
 Age: 18
 Birthplace: Burnaby, B.C.
 Acquired: 1987 Entry Draft (1st Round)
 Drafted: Pittsburgh's 1st choice, 5th over-all, in 1987 Entry Draft.

In his second year with Seattle, Chris recorded 58 points on 13 goals and 45 assists through 67 games... scored eight of his 13 goals on the power play... was voted Most Valuable Defenseman for Seattle at conclusion of season... selected to play in the Western Division All-Star Game and was named to the Western Division Second All-Star Team.

Pittsburgh's first choice in the 1987 Entry Draft, Chris was the youngest player selected through the first 10 rounds... was a last minute selection for the Canadian National Junior training camp - made the team and played for Canada at the 1987 World Junior Tournament. In his two years with Seattle he has not missed a game due to injury... missed five games in 86-87 while playing in the World Jr. Tournament.

Enjoys playing tennis, golf and waterskiing... lists most memorable event in hockey as draft day '87... credits his father and Seattle Thunderbirds Dir. of Player Personnel Jake Goertzen as individuals who have helped his hockey career.

Season	Team	League	Regular Season					Playoffs				
			GP	G	A	PTS	PIM	GP	G	A	PTS	PIM
1985-86	Seattle	WHL	71	4	8	12	50	5	0	3	3	12
1986-87	Seattle	WHL	67	13	45	58	153	-	-	-	-	-
TOTALS	Seattle	WHL	138	17	53	70	203	5	0	3	3	12

PLAYERS IN THE SYSTEM

BRADLEY "BRAD" AITKEN

Left Wing
 6'2" 200 lbs.
 Age: 20 (October 30, 1967)
 Born: Scarborough, Ontario
 Shoots: Left
 Acquired: 1986 Entry Draft (3rd round)
 Drafted: Pittsburgh's 3rd choice, 46th over-all in 1986 Entry Draft



Season Team	League	GP	G	A	PTS	PIM
1985-86 S. St. Marie	OHL	58	17	47	64	88
1986-87 S. St. Marie	OHL	52	27	38	65	86

ROGER BELANGER

Right Wing
 6'0" 198 lbs.
 Age: 21 (December 1, 1965)
 Born: St. Catharines, Ontario
 Shoots: Right
 Acquired: 1984 Entry Draft (1st Round)
 Drafted: Pittsburgh's 3rd choice, 16th overall, in 1984 Entry Draft



Season Team	League	GP	G	A	PTS	PIM
1982-83 London	OHL	68	17	14	31	53
1983-84 Kingston	OHL	67	44	46	90	88
1984-85 PITTSBURGH	NHL	44	3	5	8	32
1984-85 Hamilton	OHL	-3	3	3	6	0
1985-86 Baltimore	AHL	69	17	21	38	61
1986-87 Baltimore	AHL	32	9	11	20	14
1986-87 Muskegon	IHL	5	1	2	3	4
NHL Totals		44	3	5	8	32
PGH Totals		44	3	5	8	32

PHILIPPE RICHARD (PHIL) BOURQUE

Defense
 6'0" 208 lbs.
 Age: 25 (June 8, 1962)
 Born: Chelmsford, Mass.
 Shoots: Left
 Acquired: Signed as Free Agent on Oct. 4, 1982



Season Team	League	GP	G	A	PTS	PIM
1980-81 Kingston	OHL	47	4	4	8	46
1981-82 Kingston	OHL	67	11	40	51	111
1982-83 Baltimore	AHL	65	1	15	16	93
1983-84 PITTSBURGH	NHL	5	0	1	1	12
1983-84 Baltimore	AHL	58	5	17	22	96
1984-85 Baltimore	AHL	79	6	15	21	164
1985-86 PITTSBURGH	NHL	4	0	0	0	2
1985-86 Baltimore	AHL	74	8	18	26	226
1986-87 Baltimore	AHL	49	15	16	31	183
1986-87 PITTSBURGH	NHL	22	2	3	5	32
NHL Totals		31	2	4	6	46
PGH Totals		31	2	4	6	46

JOHN (JOCK) CALLANDER

Center
 6'1" 187 lbs.
 Age: 26 (April 23, 1961)
 Born: Regina, Sask.
 Shoots: Right
 Acquired: Signed as Free Agent on July 31, 1987



Season Team	League	GP	G	A	PTS	PIM
1979-80 Regina	WHL	39	9	11	20	25
1980-81 Regina	WHL	72	67	86	153	37
1981-82 Regina	WHL	71	79	111	190	59
1982-83 Salt Lake	CHL	68	20	27	47	26
1983-84 Montana	CHL	72	27	32	59	69
1983-84 Toledo	IHL	2	0	0	0	0
1984-85 Muskegon	IHL	62	39	68	107	86
1985-86 Muskegon	IHL	82	39	72	111	121
1986-87 Muskegon	IHL	82	54	82	138	110

Signed as free agent by ST. LOUIS, September 28, 1987

DAVE CAPUANO

Center
 6'2" 188 lbs.
 Age: 19 (July 27, 1968)
 Born: Warwick, Rhode Island
 Shoots: Left
 Acquired: 1986 Entry Draft (2nd round)
 Drafted: Pittsburgh's 2nd choice, 25th over-all in 1986 Entry Draft



Season Team	League	GP	G	A	PTS	PIM
1985-86 Mt. St. Charles	HE	25	43	42	85	10
1986-87 U. of Maine	HE	38	18	41	59	14

PLAYERS IN THE SYSTEM

TODD CHARLESWORTH

Defense
6'1" 190 lbs.
Age: 22 (March 22, 1965)
Born: Calgary, Alberta
Shoots: Left
Acquired: 1983 Entry Draft (2nd Round)
Drafted: Pittsburgh's 2nd choice, 22nd over-all, in 1983 Entry Draft.



Season Team	League	GP	G	A	PTS	PIM
1981-82 Gloucester	COJHL	50	13	24	37	67
1982-83 Oshawa	OHL	70	6	23	29	55
1983-84 Oshawa	OHL	57	11	35	46	54
1983-84 PITTSBURGH	NHL	10	0	8	0	8
1984-85 PITTSBURGH	NHL	67	1	8	9	31
1985-86 PITTSBURGH	NHL	2	0	1	1	0
1985-86 Baltimore	AHL	19	1	3	4	10
1985-86 Muskegon	IHL	51	9	27	36	78
1986-87 PITTSBURGH	NHL	1	0	0	0	0
1986-87 Baltimore	AHL	75	5	21	26	64
NHL Totals		80	1	9	10	39
PGH Totals		80	1	9	10	39

JEFF COOPER

Goaltender
5'9" 172 lbs.
Age: 25 (June 12, 1962)
Born: Ottawa, Ontario
Catches: Left
Acquired: Signed as Free Agent in 1985



Season Team	League	GP	MP	GA	SO	AVG
1984-85 Colgate	ECAC	31	1778	110	3	3.71
1985-86 Baltimore	AHL	23	1099	77	2	4.20
1986-87 Muskegon	IHL	45	2673	147	2	3.30

JEFF DANIELS

Left Wing
6'1" 191 lbs.
Age: 19 (June 24, 1966)
Born: Oshawa, Ontario
Shoots: Left
Acquired: 1986 Entry Draft (6th round)
Drafted: Pittsburgh's 6th choice, 109th over-all in 1986 Entry Draft



Season Team	League	GP	G	A	PTS	PIM
1985-86 Oshawa	OHL	62	13	19	32	23
1986-87 Oshawa	OHL	54	14	9	23	22

DAVE GOERTZ

Defense
5'11" 199 lbs.
Age: 22 (March 28, 1965)
Born: Edmonton, Alta.
Shoots: Right
Acquired: 1983 Entry Draft (12th round)
Drafted: Pittsburgh's 10th choice, 212th overall, in 1983 Entry Draft



Season Team	League	GP	G	A	PTS	PIM
1981-82 Regina	WHL	67	5	22	26	132
1982-83 Regina	WHL	69	4	47	60	111
1983-84 Pr. Albert	WHL	60	13	48	51	62
1984-85 Pr. Albert	WHL	48	3	48	51	62
1983-84 Baltimore	AHL	1	0	0	0	0
1984-85 Baltimore	AHL	1	0	0	0	0
1985-86 Baltimore	AHL	74	1	15	16	33
1986-87 Baltimore	AHL	15	0	3	3	3
1986-87 Muskegon	IHL	44	3	17	20	44

STEVE GOTAAAS

Center
5'10" 180 lbs.
Age: 20 (May 10, 1967)
Born: Comrose, Saskatchewan
Shoots: Right
Acquired: 1985 Entry Draft (5th round)
Drafted: Pittsburgh's 4th choice, 86th over-all in 1985 Entry Draft



Season Team	League	GP	G	A	PTS	PIM
1983-84 Prince Albert	WHL	65	10	22	32	92
1984-85 Prince Albert	WHL	72	32	41	73	31
1985-86 Prince Albert	WHL	61	40	61	101	31
1986-87 Prince Albert	WHL	68	53	55	108	94

Season Team	League	GP	G	A	PTS	PIM
1982-83 Lake Superior	S.C.	32	2	7	9	9
1983-84 Lake Superior	S.C.	39	9	13	22	32
1984-85 Lake Superior	S.C.	44	21	23	44	70
1985-86 Lake Superior	S.C.	40	21	25	46	57
1986-87 Baltimore	AHL*	63	8	7	15	27

PLAYERS IN THE SYSTEM

SCOTT KENNETH GRUHL

Left Wing
5'0" 196 lbs.
Age: 28 (September 13, 1959)
Born: Port Colborne, Ont.
Shoots: Left
Acquired: Signed as Free Agent in 1987



Season Team	League	GP	G	A	PTS	PIM
1978-79 Sudbury	OHA	68	35	49	94	78
1979-80 Binghamton	AHL	4	1	0	1	0
1979-80 Saginaw	IHL	75	53	40	93	100
1980-81 Houston	CHL	4	0	0	0	0
1980-81 Saginaw	IHL	77	56	34	90	87
1981-82 Los Angeles	NHL	7	2	1	3	2
1981-82 New Haven	AHL	73	28	41	69	107
1982-83 Los Angeles	NHL	7	0	2	2	4
1982-83 New Haven	AHL	68	25	38	63	114
1983-84 Muskegon	IHL	56	40	56	96	46
1984-85 Muskegon	IHL	82	62	64	126	102
1985-86 Muskegon	IHL	82	59	50	109	176
1986-87 Muskegon	IHL	67	34	39	73	157
NHL Totals		14	2	3	5	6

Signed as free agent by LOS ANGELES, October 11, 1979

DOUG HOBSON

Defense
5'0" 181 lbs.
Age: 19 (April 9, 1968)
Born: Prince Albert, Saskatchewan
Shoots: Left
Acquired: 1986 Entry Draft (7th round)
Drafted: Pittsburgh's 7th choice, 130th over-all in 1986 Entry Draft



Season Team	League	GP	G	A	PTS	PIM
1985-86 Prince Albert	WHL	66	2	17	19	70
1986-87 Prince Albert	WHL	69	3	20	23	83

SCOTT JOHNSON

Left Wing
5'11" 193 lbs.
Age: 24 (October 12, 1963)
Born: New Hope, Minnesota
Shoots: Left
Acquired: Signed as free agent on July 3, 1986



Season Team	League	GP	G	A	PTS	PIM
1982-83 Lake Superior	S.C.	32	2	7	9	9
1983-84 Lake Superior	S.C.	39	9	13	22	32
1984-85 Lake Superior	S.C.	44	21	23	44	70
1985-86 Lake Superior	S.C.	40	21	25	46	57
1986-87 Baltimore	AHL*	63	8	7	15	27

MARK KACHOWSKI

Left Wing
5'10" 195 lbs.
Age: 22 (February 20, 1965)
Born: Edmonton, Alta.
Shoots: Left
Acquired: Signed as Free Agent on August 31, 1987



Season Team	League	GP	G	A	PTS	PIM
1986-87 Flint	IHL	75	18	13	31	273

JAMES EDWARD (JIMMY) MANN

Right Wing
6'0" 217 lbs.
Age: 28 (April 17, 1959)
Born: Montreal, Que.
Shoots: Right
Acquired: Signed as Free Agent on June 15, 1987
Drafted: Winnipeg's 1st choice, 19th overall, in 1979 Entry Draft.



Season Team	League	GP	G	A	PTS	PIM
1979-80 Winnipeg	NHL	72	3	5	8	287
1980-81 Winnipeg	NHL	37	3	3	6	105
1980-81 Tulsa	CHL	26	4	7	11	175
1981-82 Winnipeg	NHL	37	3	2	5	79
1982-83 Winnipeg	NHL	40	0	1	1	73
1983-84 Winnipeg	NHL	16	0	1	1	54
1983-84 Sherbrooke	AHL	20	6	3	9	94
1983-84 Quebec	NHL	22	1	1	2	42
1984-85 Quebec	25	0	4	4	54	13
1984-85 Fredericton	AHL	13	4	4	8	97
1985-86 Quebec	NHL	35	0	3	-3	148
1986-87 Did not play						
NHL Totals		284	10	20	39	842

Traded to QUEBEC by WINNIPEG for Quebec's fifth round choice (Brent Severyn) in 1984 Entry Draft, February 6, 1984.

DWIGHT MATHIASSEN

Right Wing
6'1" 196 lbs.
Age: 24 (May 12, 1963)
Born: Brandon, Manitoba
Shoots: Right
Acquired: Signed as Free Agent on March 31, 1986



Season Team	League	GP	G	A	PTS	PIM
1983-84 Denver	WCHA	36	24	27	51	-
1984-85 Denver	WCHA	39	26	32	58	-
1985-86 Denver	WCHA	48	40	49	89	-
1985-86 PITTSBURGH	NHL	4	1	0	1	2
1986-87 Baltimore	AHL	61	23	22	45	49
1986-87 PITTSBURGH	NHL	6	0	1	1	2
NHL Totals		10	1	1	2	4
PGH Totals		10	1	1	2	4

PLAYERS IN THE SYSTEM

PAT MAYER

Defense
6'3" 227 lbs.
Age: 26 (July 24, 1961)
Born: Royal Oak, Michigan
Shoots: Right
Acquired: Signed as Free Agent on July 10, 1987



Season Team	League	GP	G	A	PTS	PIM
1985-86 Muskegon	IHL	74	2	15	17	233
1986-87 Muskegon	IHL	71	4	14	18	387

CARL MOKOSAK

Left Wing
6'11" 200 lbs.
Age: 25 (September 22, 1962)
Born: Ft. Saskatchewan, Alta.
Shoots: Left
Acquired: Signed as free agent on July 23, 1986



Season Team	League	GP	G	A	PTS	PIM
1979-80 Brandon	WHL	61	12	21	33	226
1980-81 Brandon	WHL	70	28	44	72	363
1981-82 Brandon	WHL	69	46	61	107	383
1981-82 Calgary	NHL	1	0	1	1	0
1981-82 Oklahoma	CHL	2	1	1	2	2
1982-83 Calgary	NHL	41	7	6	13	87
1982-83 Colorado	CHL	28	10	12	22	106
1983-84 New Haven	AHL	80	18	21	39	206
1984-85 Los Angeles	NHL	30	4	8	12	43
1984-85 New Haven	AHL	11	6	6	12	26
1985-86 Philadelphia	NHL	1	0	0	0	5
1985-86 Hershey	AHL	79	30	42	72	312
1986-87 Baltimore	AHL	67	23	27	50	228
1986-87 PITTSBURGH	NHL	3	0	0	0	4
NHL Totals		76	11	15	26	139
PGH Totals		3	0	0	0	4

Signed as free agent by CALGARY, July 21, 1981. Traded to LOS ANGELES by CALGARY with Kevin LaVallee for Steve Bozek, June 20, 1983. Signed as free agent by PHILADELPHIA, July 23, 1985.

JIM PAK

Defense
6'1" 194 lbs.
Age: 20 (April 7, 1967)
Born: Seoul, Korea
Shoots: Left
Acquired: 1985 Entry Draft (9th round)
Drafted: Pittsburgh's 9th choice, 170th over-all in 1985 Entry



Season Team	League	GP	G	A	PTS	PIM
1984-85 Oshawa	OHL	54	2	13	15	57
1985-86 Oshawa	OHL	64	5	21	26	122
1986-87 Oshawa	OHL	57	5	17	22	75

FRANK PIETRANGELO

Goaltender
5'11" 184 lbs.
Age: 22 (December 17, 1964)
Born: Niagara Falls, Ontario
Catches: Left
Acquired: 1983 Entry Draft (4th round)
Drafted: Pittsburgh's 4th choice, 63rd overall, 1983 Entry Draft



Season Team	League	GP	MP	GA	SO	AVG
1982-83 U. of Minnesota	WCHA	25	1348	80	1	3.56
1983-84 U. of Minnesota	WCHA	20	1141	66	0	3.47
1984-85 U. of Minnesota	WCHA	17	912	52	0	3.42
1985-86 U. of Minnesota	WCHA	23	1284	76	0	3.55
1986-87 Muskegon	IHL	35	2090	119	0	3.42

MIKE ROWE

Defense
6'11" 202 lbs.
Age: 22 (March 8, 1965)
Born: Kingston, Ontario
Shoots: Left
Acquired: 1983 Entry Draft (3rd Round)
Drafted: Pittsburgh's 3rd choice, 58th overall, in 1983 Entry Draft



Season Team	League	GP	G	A	PTS	PIM
1981-82 Toronto	OHL	58	4	4	8	214
1982-83 Toronto	OHL	64	4	29	33	262
1983-84 Toronto	OHL	59	9	36	45	208
1984-85 Toronto	OHL	66	17	34	51	202
1984-85 PITTSBURGH	NHL	6	0	0	0	1
1985-86 Baltimore	AHL	67	0	5	5	1
1985-86 PITTSBURGH	NHL	3	0	0	0	4
1986-87 Baltimore	AHL	79	1	18	19	64
1986-87 PITTSBURGH	NHL	2	0	0	0	0
NHL Totals		11	0	0	0	11
PGH Totals		11	0	0	0	11

NORM SCHMIDT

Defense
5'11" 198 lbs.
Age: 24 (January 24, 1963)
Born: Sault Ste. Marie, Ontario
Shoots: Right
Acquired: 1981 Entry Draft (4th Round)
Drafted: Pittsburgh's 3rd choice, 70th overall, in 1981 Entry Draft



Season Team	League	GP	G	A	PTS	PIM
1980-81 Oshawa	OHA	65	12	25	37	73
1981-82 Oshawa	OHL	67	13	48	61	172
1982-83 Oshawa	OHL	61	21	49	70	114
1983-84 Baltimore	AHL	43	4	12	16	31
1984-85 PITTSBURGH	NHL	34	6	12	18	12
1984-85 Baltimore	AHL	33	0	22	22	31
1985-86 PITTSBURGH	NHL	66	15	14	29	57
1986-87 Baltimore	AHL	36	4	7	11	25
1986-87 PITTSBURGH	NHL	20	1	5	6	4
NHL Totals		120	22	31	53	73
PGH Totals		120	22	31	53	73

KEVIN STEVENS

Center
6'3" 210 lbs.
Age: 22 (April 15, 1965)
Born: Brockton, Mass.
Shoots: Left
Acquired: Trade with Los Angeles in 1983
Drafted: Los Angeles' 6th choice, 108th over-all, in 1983 Entry Draft.



Season Team	League	GP	G	A	PTS	PIM
1983-84 Boston College	ECAC	37	6	14	20	36
1984-85 Boston College	HE	40	13	23	36	36
1985-86 Boston College	HE	42	17	27	44	56
1986-87 Boston College	HE	39	35	35	70	54

Traded by LOS ANGELES TO PITTSBURGH for Anders Hakanson, September 1983

RANDY TAYLOR

Defense
6'2" 204 lbs.
Age: 22 (July 30, 1965)
Born: Cornwall, Ont.
Shoots: Right
Acquired: 1987 Supplementary Draft



Season Team	League	GP	G	A	PTS	PIM
1983-84 Harvard	ECAC	23	0	3	3	4
1984-85 Harvard	ECAC	30	6	30	36	12
1985-86 Harvard	ECAC	33	5	20	25	30
1986-87 Harvard	ECAC	34	3	35	38	30

PLAYERS IN THE SYSTEM

MARK TEEVENS

Center
5'11" 188 lbs.
Age: 21 (June 17, 1966)
Born: Ottawa, Ont.
Shoots: Left
Acquired: 1984 Entry Draft (4th round)
Drafted: Pittsburgh's 4th choice, 64th over-all, in 1984 Entry Draft



Season Team	League	GP	G	A	PTS	PIM
1982-83 Ottawa	Tier II	47	14	26	40	30
1983-84 Peterborough	OHL	70	27	37	64	70
1984-85 Peterborough	OHL	65	43	90	133	70
1985-86 Peterborough	OHL	50	31	50	81	105
1986-87 Baltimore	AHL	71	15	15	31	34

TROY VOLHOFFER

Right Wing
5'11" 180 lbs.
Age: 21 (February 9, 1966)
Born: Regina, Sask.
Shoots: Right
Acquired: Signed as Free Agent on Dec. 9, 1986



Season Team	League	GP	G	A	PTS	PIM
1985-86 Saskatoon	WHL	72	55	55	110	118
1986-87 Baltimore	AHL	67	11	25	36	90

PLAYERS IN THE SYSTEM

MITCH WILSON

Right Wing
5'8" 186 lbs.
Age: 26 (February 15, 1962)
Born: Kelowna, B.C.
Shoots: Right
Acquired: Signed as Free Agent on July 24, 1985



Season	Team	League	GP	G	A	PTS	PIM
1980-81	Seattle	WHL	64	8	23	31	253
1981-82	Seattle	WHL	60	18	17	35	436
1982-83	Wichita	CHL	55	4	6	10	186
1983-84	Maine	AHL	71	6	8	14	349
1984-85	New Jersey	NHL	9	0	2	2	21
1984-85	Maine	AHL	51	6	3	9	220
1985-86	Maine	AHL	64	4	3	7	217
1986-87	Baltimore	AHL	58	8	9	17	353
1986-87	PITTSBURGH	NHL	17	2	1	3	83
NHL Totals			26	2	3	5	104
PGH Totals			17	2	1	3	83

Signed as free agent by NEW JERSEY, October 12, 1982.

ROB WILSON

Defense
6'3" 192 lbs.
Age: 19 (July 18, 1968)
Born: Toronto, Ontario
Shoots: Left
Acquired: 1986 Entry Draft (12th round)
Drafted: Pittsburgh's 12th choice, 235th over-all in 1986 Entry Draft



Season	Team	League	GP	G	A	PTS	PIM
1985-86	Sudbury	OHL	61	1	5	6	93
1986-87	Sudbury	OHL	58	1	27	28	135

WARREN HOWARD YOUNG

Left wing
6'3" 206 lbs.
Age: 31 (January 11, 1956)
Born: Toronto, Ontario
Shoots: Left
Acquired: Signed as Free Agent on September 9, 1987



Drafted: California's 4th choice, 59th over-all, in 1975 Amateur Draft.

Season	Team	League	GP	G	A	PTS	PIM
1977-78	Michigan Tech	CCHA	32	14	16	30	54
1978-79	Michigan Tech	CCHA	26	11	7	18	45
1979-80	Oklahoma City	CHL	4	0	1	1	2
1979-80	Baltimore	EHL	65	53	53	105	76
1980-81	Oklahoma City	CHL	77	26	33	59	6
1981-82	Minnesota	NHL	1	0	0	0	0
1981-82	Nashville	CHL	60	31	28	59	154
1982-83	Minnesota	NHL	4	1	1	2	0
1982-83	Birmingham	CHL	75	26	58	84	144
1983-84	PITTSBURGH	NHL	15	1	7	8	19
1983-84	Baltimore	AHL	59	25	38	63	142
1984-85	PITTSBURGH	NHL	60	40	32	72	174
1985-86	Detroit	NHL	79	22	24	46	165
1986-87	PITTSBURGH	NHL	50	8	13	21	105
1986-87	Baltimore	AHL	22	8	7	15	95
NHL Totals			229	72	77	149	457
PGH Totals			130	48	45	93	277

Signed as free agent by MINNESOTA, October 22, 1981. Signed as free agent by PITTSBURGH, August 12, 1983. Signed as a free agent by DETROIT, July 10, 1985.

1987 ENTRY DRAFT SELECTIONS

CHRIS JOSEPH

Defense
6'2" 210 lbs.
Age: 18 (September 10, 1969)
Born: Burnaby, British Columbia
Shoots: Right
Acquired: 1987 Entry Draft (1st round)
Drafted: Pittsburgh's 1st choice, 5th over-all in 1987 Entry Draft



Season	Team	League	GP	Regular Season			PIM	GP	G	Playoffs			PIM
				G	A	PTS				A	PTS		
1986-87	Seattle	WHL	67	13	45	58	153	—	—	—	—	—	

RICHARD TABARACCI

Goaltender
5'10" 186 lbs.
Age: 18 (January 2, 1969)
Born: Toronto, Ontario
Catches: Left
Acquired: 1987 Entry Draft (2nd round)
Drafted: Pittsburgh's 2nd choice, 26th over-all in 1987 Entry Draft



Season	Team	League	GP	Regular Season			AVG	GP	MP	Playoffs			AVG
				MP	GA	SO				GA	SO		
1986-87	Cornwall	OHL	59	3347	290	1	5.20	—	—	—	—	—	

JAMIE LEACH

Right Wing
6'1" 198 lbs.
Age: 19 (August 25, 1969)
Born: Winnipeg, Manitoba
Shoots: Right
Acquired: 1987 Entry Draft (3rd round)
Drafted: Pittsburgh's 3rd choice, 47th over-all in 1987 Entry Draft



Season	Team	League	GP	Regular Season			PIM	GP	G	Playoffs			PIM
				G	A	PTS				A	PTS		
1986-87	Hamilton	OHL	64	12	19	31	67	—	—	—	—	—	

RISTO KURKINEN

Left Wing
5'9" 188 lbs.
Age: 24 (January 21, 1963)
Born: Jyväskylä, Finland
Shoots: Right
Acquired: 1987 Entry Draft (4th round)
Drafted: Pittsburgh's 4th choice, 68th over-all in 1987 Entry Draft



Season	Team	League	GP	Regular Season			PIM	GP	G	Playoffs			PIM
				G	A	PTS				A	PTS		
1986-87	Jyväskylä	Fin	44	41	19	60	25	—	—	—	—	—	

1987 ENTRY DRAFT SELECTIONS

JEFF WAVER

Defenseman 5'10" 189 lbs.
 Age: 19 (September 28, 1968)
 Born: St. Boniface, Manitoba
 Shoots: Left
 Acquired: 1987 Entry Draft (5th round)
 Drafted: Pittsburgh's 5th choice, 89th over-all in 1987 Entry Draft



1987 ENTRY DRAFT SELECTIONS

JACK MACDOUGALL

Right Wing 5'11" 175 lbs.
 Age: 18 (February 7, 1969)
 Born: Randolph, Massachusetts
 Shoots: Right
 Acquired: 1987 Entry Draft (9th round)
 Drafted: Pittsburgh's 9th choice, 173rd over-all in 1987 Entry Draft

Season	Team	League	GP	Regular Season			PIM	GP	Playoffs			PIM
				G	A	PTS			G	A	PTS	
1986-87	Hamilton	OHL	63	12	28	40	132	—	—	—	—	

SHAWN MCEACHERN

Center 6'0" 170 lbs.
 Age: 18 (February 28, 1969)
 Born: Waltham, Massachusetts
 Shoots: Left
 Acquired: 1987 Entry Draft (6th round)
 Drafted: Pittsburgh's 6th choice, 110th over-all in 1987 Entry Draft

Season	Team	League	GP	Regular Season			PIM	GP	Playoffs			PIM
				G	A	PTS			G	A	PTS	
1986-87	Matignon H.S.		16	25	22	47	—	—	—	—	—	

JIM BODDEN

Center 5'10" 177 lbs.
 Age: 19 (October 26, 1967)
 Born: Dundas, Ontario
 Shoots: Right
 Acquired: 1987 Entry Draft (7th round)
 Drafted: Pittsburgh's 7th choice, 131st over-all in 1987 Entry Draft

Season	Team	League	GP	Regular Season			PIM	GP	Playoffs			PIM
				G	A	PTS			G	A	PTS	
1986-87	Chatham	Jr. B	30	32	31	63	14	—	—	—	—	

JIRI KUCERA

Right Wing
 Age: 21 (March 28, 1966)
 Born: Czechoslovakia
 Shoots:
 Acquired: 1987 Entry Draft (8th round)
 Drafted: Pittsburgh's 8th choice, 152nd over-all in 1987 Entry Draft

Season	Team	League	GP	Regular Season			PIM	GP	Playoffs			PIM
				G	A	PTS			G	A	PTS	
1986-87	Dukla Jihlava		34	10	10	20	—	—	—	—	—	

DARYN MCBRIDE

Center 5'9" 180 lbs.
 Age: 19 (March 29, 1968)
 Born: Ft. Saskatchewan, Alberta
 Shoots: Right
 Acquired: 1987 Entry Draft (10th round)
 Drafted: Pittsburgh's 10th choice, 194th over-all in 1987 Entry Draft

Season	Team	League	GP	Regular Season			PIM	GP	Playoffs			PIM
				G	A	PTS			G	A	PTS	
1986-87	U. Denver	WCHA	38	19	13	32	54	—	—	—	—	

MARK CARLSON

Left Wing 6'0" 190 lbs.
 Age: 18 (March 5, 1969)
 Born: Danbury, Connecticut
 Shoots: Left
 Acquired: 1987 Entry Draft (11th round)
 Drafted: Pittsburgh's 11th choice, 215th over-all in 1987 Entry Draft

Season	Team	League	GP	Regular Season			PIM	GP	Playoffs			PIM
				G	A	PTS			G	A	PTS	
1986-87	Philadelphia Jrs.		—	—	—	—	—	—	—	—	—	

AKE LILLJEBJORN

Goaltender 6'1" 187 lbs.
 Age: 25 (September 23, 1962)
 Born: Sweden
 Catches:
 Acquired: 1987 Entry Draft (12th round)
 Drafted: Pittsburgh's 12th choice, 236th over-all in 1987 Entry Draft

Season	Team	League	GP	Regular Season			AVG	GP	Playoffs			AVG
				MP	GA	SO			MP	GA	SO	
1986-87	Brynäs	EUR	33	1980	109	0	3.30	—	—	—	—	

PITTSBURGH DRAFT SELECTIONS

1969			
1.		No Choice - Traded to Boston	
2.	15th	Rick Kessell	C Oshawa Generals
3.	26th	Michel Briere	C Shawinigan Falls
1970			
1.	7th	Greg Polis	LW Estevan Bruins
2.	21st	John Stewart	LW Flin Flon Bombers
3.	35th	Larry Bignell	D Edmonton Oil Kings
1971			
1.		No Choice - Traded to St. Louis for Ron Schock	
2.	18th	Brian McKenzie	C St. Catharines Black Hawks
3.	32nd	Joe Noris	D Toronto Marlboros
1972			
1.		No Choice - Traded to Minnesota for Bob Woytowich	
2.	24th	Jack Lynch	D Oshawa Generals
2.	30th	Bernie Lukowich	LW New Westminster Bruins
3.	40th	Denis Herron	G Trois Rivières Ducs
1973			
1.	7th	Blaine Stoughton	RW Flin Flon Bombers
2.	23rd	Wayne Bianchin	LW Flin Flon Bombers
2.	27th	Colin Campbell	D Peterborough Petes
3.		No Choice - Traded to Detroit for Andy Brown	
1974			
1.	8th	Pierre Larouche	C Sorel Black Hawks
2.	27th	Jacques Cossette	RW Sorel Black Hawks
3.		No Choice - Traded to Detroit for Nelson DeBenedet	
1975			
1.	13th	Gordon Laxton	G New Westminster Bruins
2.	31st	Russ Anderson	D U. of Minnesota
3.	49th	Paul Baxter	D Winnipeg Clubs
1976			
1.	2nd	Blair Chapman	RW Saskatoon Blades
2.	19th	Greg Malone	C Oshawa Generals
2.	29th	Peter Marsh	RW Sherbrooke
3.	47th	Morris Lukowich	LW Medicine Hat Tigers
1977			
1.		No Choice - Traded to Toronto for Rick Kehoe	
2.	30th	Jim Hamilton	LW London Knights
3.	48th	Kim Davis	LW Flin Flon Bombers
4.	66th	Mark Johnson	C U. of Wisconsin
1978			
1.		No Choice - Traded to Philadelphia for Orest Kindrachuk, Ross Lonsberry & Tom Bladon	
2.	25th	Mike Meeker	RW Peterborough Petes
3.		No Choice - Traded to Montreal for Don Awrey	
4.	61st	Shane Pearsall	LW Ottawa 67's
5.	75th	Rob Garner	C Toronto Marlboros
1979			
1.		No Choice - Traded to Washington for Hartland Monahan	
2.	31st	Paul Marshall	LW Brantford Alexanders
3.	52nd	Bennett Wolf	D Kitchener Rangers
4.	73rd	Brian Cross	D Brantford Alexanders
5.	94th	Nick Ricci	G Niagara Falls Flyers
6.	115th	Marc Chorney	D North Dakota U.
1980			
1.	9th	Mike Bullard	C Brantford Alexanders
2.		No Choice - Traded to Chicago for Dale Tallon	
3.	51st	Randy Boyd	D Ottawa 67's
4.	72nd	Tony Feltrin	D Victoria Cougars

5.	93rd	Doug Shedden	RW Sault Ste. Marie
6.	114th	Pat Graham	LW Niagara Falls Flyers
7.		No Choice - Traded to Winnipeg for future considerations	
8.	156th	Robert Geale	C Portland Winter Hawks
9.	177th	Brian Lundberg	D U. of Michigan
10.	198th	Steve McKenzie	D St. Albert Saints

1981			
1.		No Choice - Traded to Montreal for Rod Schutt	
2.	28th	Steve Gatzos	RW Sault Ste. Marie
3.	49th	Tom Thornbury	D Niagara Falls Flyers
4.	70th	NORM SCHMIDT	D Oshawa Generals
5.		No Choice - Traded to Washington for Gary Rissling	
6.	109th	Paul Edwards	D Oshawa Generals
6.	112th	ROD BUSKAS	D Medicine Hat Tigers
7.	133rd	Geoff Wilson	RW Winnipeg
8.	154th	Mich Lamoureux	C Oshawa Generals
9.	175th	Dean DeFazio	LW Brantford Alexanders
10.	196th	DAVID HANNAN	C Brantford Alexanders

1982			
1.	10th	Rich Suttler	RW Lethbridge Broncos
2.	38th	Tim Hrynewich	LW Sudbury Wolves
3.	52nd	TROY LONEY	LW Lethbridge Broncos
4.		No Choice - Traded to Toronto for Paul Harrison	
5.	94th	Grant Sasser	C Portland Winter Hawks
6.		No Choice - Traded to Toronto for Greg Hotham	
7.	136th	Grant Couture	D Lethbridge Broncos
8.	157th	Peter Darksen	LW Portland Winter Hawks
9.	178th	Greg Gravel	C Windsor Spitfires
10.	199th	Stu Wenasas	D Winnipeg
11.	220th	Chris McCauley	RW London Knights
12.	241st	Stan Bautch	G Hibbing, Minnesota H.S.

1983			
1.	15th	BOB ERREY	LW Peterborough Petes
2.	22nd	TODD CHARLESWORTH	D Oshawa Generals
3.	59th	MIKE ROWE	D Toronto Marlboros
4.	64th	FRANK PIETRANGELO	G U. of Minnesota
5.		No Choice - Traded to Toronto with Paul Marshall & Kim Davis for Paul Gardner & Dave Burrows.	
6.	86th	Pat Emond	C Hull Olympics
7.	107th	Paul Ames	D Billerica, Mass. H.S.
8.		No Choice - Traded to Hartford with Russ Anderson for Rick MacLeish	
9.	149th	Marty Kejola	RW Cloquet, Minn. H.S.
10.	170th	Alec Hajdy	RW Sault Ste. Marie
11.	191st	Garth Hildrebrand	LW Calgary Centennials
12.	212th	DAVE GOERTZ	D Regina Pats

1984			
1.	1st	MARIO LEMIEUX	C Laval Voisons
1.	9th	DOUG BODGER	D Kamloops
1.	16th	ROGER BELANGER	RW Kingston Canadiens
2.		No Choice - Traded to Philadelphia as part of Rich Suttler deal.	
3.		No Choice - Traded to Vancouver for Kevin McCarthy	
4.	64th	MARK TEEVENS	RW Peterborough Petes
5.	85th	Arto Javanainen	RW Finland
6.		No Choice - Traded to Edmonton with Kevin McClelland for Tom Routston	
7.	127th	Tom Ryan	D Newton North H.S.
8.		No Choice - Traded to St. Louis for Gary Edwards	
9.	169th	JOHN DEL COL	LW Toronto Marlboros
10.	199th	Steve Hurt	RW Hill Murray, Minn. H.S.
11.	210th	Jim Steen	C Moorhead H.S., Minn.
12.	250th	Mark Zilotto	LW Streetsville Jr. "B"

1985			
1.	2nd	CRAIG SIMPSON	C Michigan State U.
2.	23rd	LEE GIFFIN	RW Oshawa Generals
3.	44th	No choice - Traded to Montreal in 1982 for Denis Herron	
3.	58th	Bruce Racine	G Northeastern U.
		(Choice acquired from Hartford for Greg Malone in 1983)	

RD	OVERALL	NAME	POSITION	TEAM
4.	65th	No Choice - Traded to Boston in 1984 for Randy Hillier		
5.	86th	STEVE GOTAAS	C	Prince Albert Raiders
6.	107th	Kevin Clemens	LW	Regina Pats
6.	114th	Stuart Marston	D	Longueuil Chevaliers
7.	128th	Steve Titus	G	Cornwall Royals
8.	149th	Paul Stanton	D	Catholic Memorial H.S.
9.	170th	JIM PAK	D	Oshawa Generals
10.	191st	Steve Shaunessy	D	
11.	212th	Doug Greschuk	D	St. Albert
12.	223rd	Greg Choules	LW	Chicoutimi Sagueniens
1986				
1.	4th	ZARLEY ZALAPSKI	D	Team Canada
2.	25th	DAVE CAPUANO	C	Mt. St. Charles
3.	46th	BRAD AITKEN	LW	Sault Ste. Marie
4.	67th	ROB BROWN	C	Kamloops Blazers
5.	88th	Sandy Smith	C	Brainerd, Minn. H.S.
6.	109th	JEFF DANIELS	D	Oshawa Generals
7.	130th	DOUG HOBSON	D	Prince Albert Raiders
8.	151st	Steve Rohlik	LW	Hill Murray H.S.
9.	172nd	DAVE MCLLWAIN	RW	North Bay Centennials
10.	193rd	KELLY CAIN	C	London Knights
11.	214th	STAN DRULIA	RW	Belleville Bulls
12.	235th	ROB WILSON	D	Sudbury Wolves
1987				
1.	5th	CHRIS JOSEPH	D	Seattle Thunderbirds
2.	26th	RICHARD TABARACCI	G	Cornwall Royals
3.	47th	JAMIE LEACH	RW	Hamilton Steelhawks
4.	68th	RISTO KURKINEN	LW	Jypt, Finland
5.	89th	JEFF WAYER	D	Hamilton Steelhawks
6.	110th	Shawn McEachern	C	Mattignon, Mass. H.S.
7.	131st	Jim Bodden	C	Chatham Jr. "B"
8.	152nd	Jiri Kucera	RW	Dukla Jihlava
9.	173rd	Jack MacDougall	RW	New Prep, Mass.
10.	194th	Daryn McBride	C	U. of Denver
11.	215th	Mark Carlson	LW	Philadelphia Jrs.
12.	236th	Ake Lilljeborn	G	Brynas, Sweden

Code: **Bold face** — player still in Pittsburgh organization
 Limited number of selections listed from 1969 through 1979.



Chris Joseph - 1987 First Draft Choice

1986-87 NHL STANDINGS PRINCE OF WALES CONFERENCE

PATRICK DIVISION

TEAM	GP	W	L	T	GF	GA	PTS	PCTG
(2) Philadelphia	80	46	26	8	310	245	100	.625
(7) Washington	80	38	32	10	285	278	86	.538
(9) NY Islanders	80	35	33	12	279	281	82	.513
(12) NY Rangers	80	34	38	8	307	323	76	.475
(14) PITTSBURGH	80	30	38	12	297	290	72	.450
(20) New Jersey	80	29	45	6	293	368	64	.400

ADAMS DIVISION

TEAM	GP	W	L	T	GF	GA	PTS	PCTG
(4) Hartford	80	43	30	7	287	270	93	.581
(5) Montreal	80	41	29	10	277	241	92	.575
(8) Boston	80	39	34	7	301	276	85	.531
(13) Quebec	80	31	39	10	267	276	72	.450
(21) Buffalo	80	28	44	8	280	308	64	.400

CLARENCE CAMPBELL CONFERENCE

NORRIS DIVISION

TEAM	GP	W	L	T	GF	GA	PTS	PCTG
(10) St. Louis	80	32	33	15	281	293	79	.494
(11) Detroit	80	34	36	10	260	274	78	.488
(15) Chicago	80	29	37	14	290	310	72	.450
(16) Toronto	80	32	42	6	286	319	70	.438
(18) Minnesota	80	30	40	10	295	314	70	.438

SMYTHE DIVISION

TEAM	GP	W	L	T	GF	GA	PTS	PCTG
(1) Edmonton	80	50	24	6	372	284	106	.663
(3) Calgary	80	46	31	3	318	289	95	.594
(6) Winnipeg	80	40	32	8	279	271	88	.550
(17) Los Angeles	80	31	41	8	318	341	70	.438
(19) Vancouver	80	29	43	8	282	314	66	.413

TEAMS' HOME & ROAD RECORD

	HOME						AWAY					
	W	L	T	GF	GA	PTS	W	L	T	GF	GA	PTS
Boston	25	11	4	174	132	54	14	23	3	127	144	31
Buffalo	18	18	4	153	144	40	10	26	4	127	164	24
Calgary	25	13	2	162	128	52	21	18	1	156	161	43
Chicago	18	13	9	168	152	45	11	24	5	122	158	27
Detroit	20	14	6	137	116	46	14	22	4	123	158	32
Edmonton	29	6	5	199	124	63	21	18	1	173	160	43
Hartford	26	9	5	150	112	57	17	21	2	137	158	36
Los Angeles	20	17	3	164	156	43	11	24	5	154	185	27
Minnesota	17	20	3	150	143	37	13	20	7	146	171	33
Montreal	27	9	4	164	113	58	14	20	6	113	128	34
New Jersey	20	17	3	155	164	43	9	28	3	138	204	21
NY Islanders	20	15	5	148	139	45	15	18	7	131	142	37
NY Rangers	18	18	4	152	156	40	16	20	4	155	167	36
Philadelphia	29	9	2	168	111	60	17	17	6	142	134	40
PITTSBURGH	19	15	6	164	145	44	11	23	6	133	145	28
Quebec	20	13	7	145	132	47	11	26	3	122	144	25
St. Louis	21	12	7	153	135	49	11	21	8	128	158	30
Toronto	22	14	4	167	139	48	10	28	2	119	180	22
Vancouver	17	19	4	157	159	38	12	24	4	125	155	28
Washington	22	15	3	144	125	47	16	17	7	141	153	39
Winnipeg	25	12	3	150	116	53	15	20	5	129	155	35
TOTAL	458	289	93	3324	2841	1009	289	458	93	2841	3324	671

1986-87 NHL SCORING LEADERS

PLAYER - TEAM	GP	G	A	PTS	+/-	PIM	PP	SH	GW	GT	S	PCTG
Wayne Gretzky, Edmonton	79	62	121	183	70	28	13	7	4	0	288	21.5
Jari Kurri, Edmonton	79	54	54	108	35	41	12	5	10	0	211	25.6
MARIO LEMIEUX, PITTSBURGH	63	54	53	107	13	57	19	0	4	2	267	20.2
Mark Messier, Edmonton	77	37	70	107	21	73	7	4	5	0	208	17.8
Doug Gilmour, St. Louis	80	42	63	105	-2	58	17	-1	2	1	207	20.3
Dino Ciccarelli, Minnesota	80	52	51	103	10	52	22	0	5	3	255	20.4
Dale Hawerchuk, Winnipeg	80	47	53	100	3	54	10	0	4	2	267	17.6
Michel Goulet, Quebec	75	49	47	96	-12	61	17	0	6	2	276	17.8
Tim Kerr, Philadelphia	75	58	37	95	38	57	26	0	10	0	261	22.2
Ray Bourque, Boston	78	23	72	95	44	36	6	1	3	2	334	6.9
Ron Francis, Hartford	75	30	63	93	10	45	7	0	7	0	189	15.9
Denis Savard, Chicago	70	40	50	90	15	108	7	0	7	1	237	16.9
Steve Yzerman, Detroit	80	31	59	90	-1	43	9	1	2	1	217	14.3
Joe Mullen, Calgary	79	47	40	87	18	14	15	0	12	1	206	22.8
Walt Poddubny, NY Rangers	75	40	47	87	16	49	11	0	5	2	253	15.8
Bryan Trottier, NY Islanders	80	23	64	87	2	50	13	0	1	0	194	11.9
Luc Robitaille, Los Angeles	79	45	39	84	-18	28	18	0	3	1	199	22.6
Steve Larmer, Chicago	80	28	56	84	20	22	10	0	4	0	216	13.0
Marcel Dionne, LA-NYR	81	28	56	84	-15	60	10	0	2	1	273	10.3
Bernie Nicholls, Los Angeles	80	33	48	81	-16	101	10	1	2	1	227	14.5
Larry Murphy, Washington	80	23	58	81	25	39	8	0	4	2	226	10.2
DAN QUINN, CGY-PIT	80	31	49	80	8	54	11	3	4	1	184	16.8
Mats Naslund, Montreal	79	25	55	80	-3	16	10	0	3	0	173	14.5

INDIVIDUAL LEADERS

GOALS		ASSISTS	
Wayne Gretzky, Edmonton	62	Wayne Gretzky, Edmonton	121
Tim Kerr, Philadelphia	58	Ray Bourque, Boston	72
Jari Kurri, Edmonton	54	Mark Messier, Edmonton	70
MARIO LEMIEUX, PITTSBURGH	54	Bryan Trottier, NY Islanders	64
Dino Ciccarelli, Minnesota	52	Ron Francis, Hartford	63
Michel Goulet, Quebec	49	Doug Gilmour, St. Louis	63
POWER PLAY GOALS		SHORTHANDED GOALS	
Tim Kerr, Philadelphia	26	Wayne Gretzky, Edmonton	7
Dino Ciccarelli, Minnesota	22	Russ Courtnall, Toronto	6
Pat LaFontaine, NY Islanders	19	Mike Gartner, Washington	6
MARIO LEMIEUX, PITTSBURGH	19	Petri Skriko, Vancouver	6
GAME WINNING GOALS		GAME TYING GOALS	
Joe Mullen, Calgary	12	Dino Ciccarelli, Minnesota	3
Mike Gartner, Washington	10	15 Players with 2 each	2
Tim Kerr, Philadelphia	10		
Jari Kurri, Edmonton	10		
SHOTS		FIRST GOALS	
Ray Bourque, Boston	334	Tim Kerr, Philadelphia	10
Mike Gartner, Washington	317	Doug Gilmour, St. Louis	9
Wayne Gretzky, Edmonton	288	Michel Goulet, Quebec	9
Russ Courtnall, Toronto	282	Wayne Presley, Chicago	8
SHOOTING PERCENTAGE		GOALS IN CONSECUTIVE GAMES	
Ray Ferraro, Hartford	28.1	Mike Gartner, Washington	9
Esa Tikkanen, Edmonton	27.0	Mike Gartner, Washington	7
Jari Kurri, Edmonton	25.6	Jimmy Carson, Los Angeles	7
Tom McCarthy, Boston	24.8	MARIO LEMIEUX, PITTSBURGH	7
Pat Verbeek, New Jersey	24.5	Gilles Hamel, Winnipeg	7
ASSISTS IN CONSECUTIVE GAMES		POINTS IN CONSECUTIVE GAMES	
Wayne Gretzky, Edmonton	11	Wayne Gretzky, Edmonton	19
Wayne Gretzky, Edmonton	10	Wayne Gretzky, Edmonton	16
Al MacInnis, Calgary	9	Walt Poddubny, NY Rangers	15
Craig Hartsburg, Minnesota	9	Wayne Gretzky, Edmonton	14
Dave Christian, Washington	9	MARIO LEMIEUX, PITTSBURGH	14
Doug Gilmour, St. Louis	9		

1986-87 ROOKIE SCORING LEADERS

PLAYER - TEAM	GP	G	A	PTS	+/-	PIM	PP	SH	GW	GT	1-	199	PCTG
Luc Robitaille, Los Angeles	79	45	39	84	-18	28	18	0	3	1	0	215	17.2
Jimmy Carson, Los Angeles	80	37	42	79	-5	22	18	0	2	0	1	167	13.2
Christian Ruutu, Buffalo	76	22	43	65	9	62	3	1	-1	1	0	144	9.0
Brian Benning, St. Louis	78	13	36	49	2	110	7	0	2	0	2	153	14.4
Shawn Burr, Detroit	80	22	25	47	2	107	1	2	1	0	1	142	14.8
Vincent Damphousse, Toronto	80	21	25	46	-6	26	4	0	1	0	2	117	15.4
Michael Pivonka, Washington	73	18	25	43	-19	41	4	0	2	0	1	113	11.5
Steve Duchesne, Los Angeles	75	13	25	38	8	74	5	0	2	1	1	114	13.2
Jim Sandlak, Vancouver	78	15	21	36	-4	66	2	0	3	0	2	119	5.9
Fredrick Clausson, Winnipeg	72	7	29	36	-3	24	1	0	2	0	0	119	5.9

GOALS		ASSISTS	
Luc Robitaille, Los Angeles	45	Christian Ruutu, Buffalo	43
Jimmy Carson, Los Angeles	37	Jimmy Carson, Los Angeles	42
Shawn Burr, Detroit	22	Luc Robitaille, Los Angeles	39
Christian Ruutu, Buffalo	22	Brian Benning, St. Louis	36
SHOTS		FIRST GOALS	
Jimmy Carson, Los Angeles	215	Luc Robitaille, Los Angeles	6
Luc Robitaille, Los Angeles	199	Jim Sandlak, Vancouver	5

1986-87 NHL GOALTENDING LEADERS

PLAYER - TEAM	GP	MIN	AVG	W	L	T	SO	GA	SA	SPCTG
Brian Hayward, Montreal	37	2178	2.81	19	13	4	1	102	959	.893
Patrick Roy, Montreal	46	2686	2.93	22	16	6	1	131	1210	.891
MONTREAL TOTAL	80	4864	2.97	41	29	10	2	241	2169	.889
Glenn Resch	17	867	2.91	6	5	2	0	42	436	.903
Ron Hextall	66	3799	3.00	37	21	6	1	190	1933	.902
PHILADELPHIA TOTAL	80	4864	3.03	46	26	8	1	245	2457	.900
Mike Liut	59	3476	3.23	31	22	5	4	187	1625	.885
Steve Weeks	25	1367	3.42	12	8	2	1	78	615	.873
HARTFORD TOTAL	80	4843	3.35	43	30	7	5	270	2240	.879

INDIVIDUAL LEADERS

PLAYER - TEAM	GP	MIN	AVG	W	L	T	SO	GA	SA	SPCTG
Brian Hayward, Montreal	37	2178	2.81	19	13	4	1	102	959	.893
Patrick Roy, Montreal	46	2686	2.93	22	16	6	1	131	1210	.891
Ron Hextall, Philadelphia	66	3799	3.00	37	21	6	1	190	1933	.902
Daniel Berthiaume, Winnipeg	31	1758	3.17	18	7	3	1	93	810	.885
Glen Hanlon, Detroit	36	1963	3.18	11	16	5	1	104	976	.893
Marjo Gosselin, Quebec	30	1625	3.18	13	11	1	0	86	758	.886
Pete Peeters, Washington	37	2002	3.21	17	11	4	0	107	931	.885
Mike Liut, Hartford	59	3476	3.23	31	22	5	4	187	1625	.885
Bob Mason, Washington	45	2536	3.24	20	18	5	0	137	1247	.890
Eldon Reddick, Winnipeg	48	2762	3.24	21	21	4	0	149	1256	.881
WINS		SAVE PERCENTAGE								
Ron Hextall, Philadelphia	37	Ron Hextall, Philadelphia	.902							
Mike Liut, Hartford	31	Bob Sauve, Chicago	.894							
Mike Vernon, Calgary	30	Glen Hanlon, Detroit	.893							
Andy Moog, Edmonton	28	Brian Hayward, Montreal	.893							
Alain Chevrier, New Jersey	24	Bill Ranford, Boston	.891							

SHUTOUTS	
Mike Liut, Hartford	4
Bill Ranford, Boston	3
Alan Bester, Toronto	2
Tom Barrasso, Buffalo	2
Rejean Lemelin, Calgary	2

NAME	GP	G	A	PTS	PIM	PP	SH	GW	SOG	PCTG	+/-
Mario Lemieux	63	54	53	107	57	19	0	4	267	20.2	+13
Dan Quinn—Calg.	16	3	6	9	14	1	0	0	27	11.1	-6
—Pgh.	64	28	43	71	40	10	3	4	157	17.8	+14
TOTAL	80*	31	49	80	54	11	3	4	184	16.8	+8
Randy Cunneymore	79	26	27	53	142	3	2	5	169	15.4	+14
Craig Simpson	72	26	25	51	57	7	0	3	133	19.5	+11
Terry Ruskowski	70	14	37	51	147	5	0	2	71	19.7	+8
Doug Bodger	76	11	38	49	52	5	0	1	176	6.3	+6
Moe Mantha	62	9	31	40	44	8	0	0	167	5.4	-6
John Chabot	72	14	22	36	8	0	0	1	90	15.6	-7
Bob Errey	72	16	18	34	46	2	1	1	138	11.6	-5
Jim Johnson	80	5	25	30	116	0	0	1	89	5.6	-6
Dan Frawley	78	14	14	28	218	0	0	1	109	12.8	-10
Kevin LaVallee	33	8	20	28	4	5	0	0	80	10.0	-2
Dave Hannan	58	10	15	25	56	0	1	2	85	11.8	-2
Willy Lindstrom	60	10	13	23	6	1	0	1	93	10.8	+9
Ville Siren	69*	5	18	23	50	1	0	0	84	8.0	+8
Warren Young	50	8	13	21	103	3	0	1	52	15.4	-5
Ron Duguay #	40	5	13	18	30	0	0	0	55	9.1	-8
Rod Buskas	68	3	15	18	123	1	0	0	90	3.3	+2
Chris Kontos	31	8	9	17	6	1	0	1	38	21.1	-6
Troy Loney	23	0	7	15	22	1	0	1	48	16.7	-
Moe Mantha	55	4	8	12	97	0	0	0	51	7.8	+12
Randy Hillier	14*	2	10	12	17	1	0	0	42	4.8	-1
Mike Bullard #	25	1	6	7	59	0	0	0	9	11.1	+4
Dwight Schofield	20	1	5	6	4	1	0	0	32	3.1	-8
Norm Schmidt	22	2	3	5	32	0	0	1	23	8.7	-2
Phil Bourque	11	1	4	5	8	0	0	0	24	4.2	-5
Jim McGeough	17	2	1	3	83	0	0	0	7	26.6	-3
Mitch Wilson	8	1	1	2	0	0	0	0	8	12.5	+2
Lee Giffin	10	1	1	2	2	0	0	0	12	8.3	+2
Mike Blaisdell	3	0	1	1	0	0	0	0	4	0.0	-
Neil Belland	6	0	1	1	2	0	0	0	4	0.0	-1
Dwight Mathiasen	19	0	1	1	22	0	0	0	15	0.0	-2
Chris Dahlquist	10	0	0	0	0	0	0	0	0	0.0	...
Pat Riggan—Bos.	17	0	1	1	2	0	0	0	0	0.0	...
—Pgh.	2*	0	1	1	2	0	0	0	0	0.0	...
TOTAL	43	0	1	1	20	0	0	0	0	0.0	...
Gilles Meloche	1	0	0	0	0	0	0	0	0	0.0	-
Todd Charlesworth	1	0	0	0	0	0	0	0	0	0.0	-1
Alain Lemieux	2	0	0	0	0	0	0	0	0	0.0	...
Steve Guenette	2	0	0	0	0	0	0	0	1	0.0	-2
Mike Rowe	3	0	0	0	4	0	0	0	3	0.0	-4
Carl Mokosak	25	0	0	0	0	0	0	0	0	0.0	...
Roberto Romano #					16						
Bench											
TOTAL	80	297	499	796	1697	74	7	30	2426	12.2	+5

* - Traded from Pittsburgh during the 1986-87 season.

NAME	WG	TG	GF	PPG	PPA	PPP	SHG	H	A	1H	2H	TOT
Mike Blaisdell	0	0	1	0	0	0	0	1	0	1	0	1
Doug Bodger	1	0	1	5	15	20	0	6	5	7	4	11
Phil Bourque	1	0	1	0	2	2	0	0	2	0	2	2
Mike Bullard	0	0	0	1	3	4	0	1	1	2	0	2
Rod Buskas	0	0	1	1	3	4	0	1	2	2	1	3
John Chabot	1	0	5*	0	1	1	0	9	5	12	2	14
Randy Cunneymore	5*	0	0	3	2	5	2	15	11	13	13	26
Ron Duguay	0	0	0	0	4	4	0	3	2	4	1	5
Bob Errey	1	0	2	2	2	4	1	10	6	9	7	16
Dan Frawley	1	0	2	0	2	2	0	6	8	2	12	14
Lee Giffin	0	0	0	0	0	0	0	1	0	0	1	1
Dave Hannan	2	0	1	0	0	0	1	5	5	7	3	10
Randy Hillier	0	0	0	0	0	0	0	2	2	2	2	4
Jim Johnson	1	0	1	0	5	5	0	2	3	3	2	5
Chris Kontos	1	0	1	1	1	2	0	3	5	0	8	8
Kevin LaVallee	0	0	1	5	12	17	0	6	2	8	0	8
Mario Lemieux	4	2*	5*	19*	19	38*	0	27*	27*	27*	27*	54*
Willy Lindstrom	1	0	0	1	0	1	0	8	2	5	5	10
Troy Loney	1	0	3	1	1	2	0	5	3	0	8	8
Moe Mantha	0	0	2	8	20*	28	0	7	2	3	6	9
Jim McGeough	0	0	0	0	0	0	0	1	0	0	1	1
Dan Quinn	4	1	2	10	9	19	3*	16	12	11	17	28
Terry Ruskowski	2	0	0	5	17	22	0	11	3	9	5	14
Craig Simpson	3	2*	5*	7	4	11	0	11	15	16	10	26
Norm Schmidt	0	0	0	1	1	2	0	0	1	0	1	1
Dwight Schofield	0	0	0	0	1	1	0	0	1	0	1	1
Ville Siren	0	0	1	1	5	6	0	3	2	4	1	5
Mitch Wilson	0	0	1	0	0	0	0	2	0	2	2	2
Warren Young	1	1	0	3	4	7	0	4	4	4	4	8
TOTAL	30	6	36	74	133	207	7	164	133	151	146	297

NAME (HOME)	GP	MP	GF	GA	ENG	SO	AVG	W-L-T	SAVES	EFF
Pat Riggan	9	552	35	26	0	0	2.83	5-2-2	229	.898
Gilles Meloche	20	1132	67	65	3	0	3.45	7-10-2	455	.875
Roberto Romano	12	703	57	46	0	0	3.93	7-2-2	315	.873
Steve Guenette	1	53	5	4	1	0	4.53	0-1-0	22	.846
HOME TOTAL	40	2440	164	141	4	0	3.57	19-15-6	1021	.876
NAME (AWAY)	GP	MP	GF	GA	ENG	SO	AVG	W-L-T	SAVES	EFF
Pat Riggan	8	437	33	29	0	0	3.98	3-4-1	183	.863
Gilles Meloche	23	1210	62	69	0	0	3.42	6-9-5	529	.885
Roberto Romano	13	735	35	41	1	0	3.35	2-9-0	310	.883
Steve Guenette	1	60	3	4	1	0	4.00	0-1-0	22	.846
AWAY TOTAL	40	2442	133	143	2	1	3.56	11-23-6	1044	.878
NAME (TOTAL)	GP	MP	GF	GA	ENG	SO	AVG	W-L-T	SAVES	EFF
Pat Riggan	17	989	68	55	0	0	3.34	8-6-3	412	.882
Gilles Meloche	43	2342	129	134	3	0	3.41	13-19-7	984	.882
Roberto Romano	25	1438	92	87	1	0	3.63	9-11-2	625	.878
Steve Guenette	2	113	8	8	2	0	4.25	0-2-0	44	.846
TOTAL	80	4882	297	284	6	1*	3.56	30-38-12	2065	.876

(290)

* - Romano & Meloche shared a shutout (6-0) at Vancouver on January 23, 1987.

1986-87 GAME-BY-GAME RESULTS

1.	Thu.	Oct. 9	WASHINGTON	W	5-4	1-0-0	5-4
2.	Sat.	Oct. 11	NY RANGERS	W	6-5	2-0-0	11-9
3.	Sun.	Oct. 12	@ Chicago	W	4-1	3-0-0	16-10
4.	Tue.	Oct. 14	LOS ANGELES	W	4-3	4-0-0	19-13
5.	Fri.	Oct. 17	@ Buffalo	W	7-3	5-0-0	26-16
6.	Sat.	Oct. 18	NEW JERSEY	W	8-4	6-0-0	34-20
7.	Wed.	Oct. 22	BUFFALO	W	5-4	7-0-0	39-24
8.	Thu.	Oct. 23	@ Philadelphia	L	3-5	7-1-0	42-29
9.	Sat.	Oct. 25	PHILADELPHIA	L	4-2	8-1-0	46-31
10.	Tue.	Oct. 28	@ Hartford	L	2-5	8-2-0	48-36
11.	Wed.	Oct. 29	NEW JERSEY	L	6-8	9-3-0	54-44
12.	Sat.	Nov. 1	@ St. Louis	T	3-3	57-47	63-31
13.	Tue.	Nov. 4	VANCOUVER	T	2-2	8-3-2	33-49
14.	Sat.	Nov. 8	@ Minnesota	W	4-2	9-3-2	63-51
15.	Sun.	Nov. 9	@ Detroit	L	1-2	9-4-2	64-53
16.	Wed.	Nov. 12	BOSTON	W	2-1	10-4-2	68-54
17.	Fri.	Nov. 14	@ New Jersey	L	4-5	10-5-2	70-59
18.	Sat.	Nov. 15	QUEBEC	W	5-2	11-5-2	75-61
19.	Thu.	Nov. 18	@ Winnipeg	L	1-3	11-6-2	76-64
20.	Thu.	Nov. 20	@ Calgary	W	5-2	12-6-2	81-66
21.	Sat.	Nov. 22	@ Washington	W	5-4	13-6-2	86-70
22.	Tue.	Nov. 25	@ NY Islanders	L	1-5	13-7-2	87-75
23.	Wed.	Nov. 26	NY ISLANDERS	L	2-3	13-8-2	89-78
24.	Sat.	Nov. 29	NY RANGERS	T	5-5	15-8-3	94-83
25.	Sun.	Nov. 30	@ NY Rangers	T	2-2	13-8-4	96-85
26.	Fri.	Dec. 5	EDMONTON	L	2-4	13-9-4	98-89
27.	Sat.	Dec. 6	MINNESOTA	W	5-2	14-9-4	103-91
28.	Wed.	Dec. 10	CALGARY	L	4-6	14-10-4	107-97
29.	Fri.	Dec. 12	TORONTO	W	8-3	15-10-4	115-100
30.	Sat.	Dec. 13	@ Toronto	L	2-3	15-11-4	117-103
31.	Wed.	Dec. 17	@ Philadelphia	L	0-3	15-12-4	117-108
32.	Sat.	Dec. 20	PHILADELPHIA	L	4-6	15-13-4	121-112
33.	Mon.	Dec. 22	@ Montreal	T	4-4	15-13-5	125-116
34.	Tue.	Dec. 23	@ NY Islanders	L	3-4	15-14-5	128-120
35.	Fri.	Dec. 26	@ Buffalo	T	3-3	15-14-6	131-123
36.	Sat.	Dec. 27	NY ISLANDERS	T	3-3	15-14-7	134-126
37.	Tue.	Dec. 30	NY RANGERS	L	3-5	15-15-7	137-131
38.	Thu.	Jan. 1	@ Washington	L	3-4	15-16-7	140-135
39.	Sat.	Jan. 3	MONTREAL	W	8-3	16-16-7	146-138
40.	Wed.	Jan. 7	WASHINGTON	W	5-2	17-16-7	151-140
41.	Fri.	Jan. 9	@ Washington	T	2-3	17-17-7	153-143
42.	Tue.	Jan. 13	@ NY Islanders	L	3-3	17-17-8	156-146
43.	Wed.	Jan. 14	WINNIPEG	L	3-4	17-18-8	159-150
44.	Sat.	Jan. 17	@ Boston	L	2-4	17-18-8	161-154
45.	Sun.	Jan. 18	DETROIT	L	0-1	17-19-8	161-155
46.	Wed.	Jan. 21	@ Los Angeles	L	5-10	17-21-8	166-155
47.	Fri.	Jan. 23	@ Vancouver	W	6-0	18-21-8	172-155
48.	Sat.	Jan. 24	@ Edmonton	L	2-4	18-22-8	174-169
49.	Tue.	Jan. 27	WASHINGTON	L	7-5	19-22-8	181-174
50.	Thu.	Jan. 29	@ Philadelphia	L	3-5	19-23-8	184-179
51.	Sun.	Feb. 1	HARTFORD	L	6-8	19-24-8	190-187
52.	Thu.	Feb. 5	@ Boston	L	5-6	19-25-8	195-193
53.	Sat.	Feb. 7	CHICAGO	L	4-1	20-25-8	199-194
54.	Sun.	Feb. 8	@ New Jersey	W	2-1	21-25-8	201-195
55.	Sat.	Feb. 14	VANCOUVER	T	3-3	21-23-9	204-198
56.	Sun.	Feb. 15	@ NY Rangers	L	1-4	21-26-9	205-202
57.	Tue.	Feb. 17	CALGARY	L	1-3	21-27-9	206-205
58.	Thu.	Feb. 19	@ Philadelphia	T	4-4	21-27-10	210-209
59.	Sat.	Feb. 21	NEW JERSEY	L	5-6	21-28-10	215-215
60.	Sun.	Feb. 22	@ NY Rangers	W	4-2	22-28-10	219-217
61.	Tue.	Feb. 24	EDMONTON	W	5-2	23-28-10	224-219
62.	Thu.	Feb. 26	@ NY Islanders	L	4-5	23-29-10	228-224
63.	Sat.	Feb. 28	CHICAGO	L	1-2	23-30-10	229-226
64.	Sun.	Mar. 1	ST. LOUIS	T	5-5	23-30-11	234-231
65.	Tue.	Mar. 5	@ Quebec	W	8-1	24-30-11	242-232
66.	Thu.	Mar. 7	@ Toronto	L	2-7	24-31-11	244-239
67.	Sat.	Mar. 7	@ Minnesota	W	7-3	25-31-11	251-242
68.	Sun.	Mar. 8	@ Winnipeg	L	3-6	26-31-11	256-245
69.	Tue.	Mar. 10	NY ISLANDERS	L	3-6	26-32-11	259-251
70.	Thu.	Mar. 12	QUEBEC	W	5-4	27-32-11	265-254
71.	Sat.	Mar. 14	NY RANGERS	L	2-3	27-33-11	267-257
72.	Wed.	Mar. 18	ST. LOUIS	L	5-4	28-33-11	272-261
73.	Fri.	Mar. 20	@ Washington	L	3-4	28-34-11	275-265
74.	Sun.	Mar. 22	@ Philadelphia	L	1-3	28-35-11	276-268
75.	Tue.	Mar. 24	PHILADELPHIA	L	3-3	28-35-12	279-271
76.	Sat.	Mar. 28	@ Hartford	L	4-5	28-36-12	283-276
77.	Sun.	Mar. 29	MONTREAL	L	1-4	28-37-12	284-280
78.	Tue.	Mar. 31	@ New Jersey	L	3-5	28-38-12	287-285
79.	Thu.	Apr. 2	NEW JERSEY	W	6-2	29-38-12	293-287
80.	Sat.	Apr. 4	DETROIT	W	4-3	30-38-12	297-290

1986-87 GAME-BY-GAME HOME RESULTS

1.	Thu.	Oct. 9	WASHINGTON	W	5-4	1-0-0	5-4
2.	Sat.	Oct. 11	NY RANGERS	W	6-5	2-0-0	11-9
3.	Tue.	Oct. 14	LOS ANGELES	W	4-3	3-0-0	15-12
4.	Sat.	Oct. 18	NEW JERSEY	W	8-4	4-0-0	23-16
5.	Wed.	Oct. 22	BUFFALO	W	5-4	5-0-0	28-20
6.	Sat.	Oct. 25	PHILADELPHIA	W	4-2	6-0-0	32-22
7.	Wed.	Oct. 29	NEW JERSEY	L	6-8	6-1-0	38-30
8.	Tue.	Nov. 4	VANCOUVER	T	2-2	6-1-1	40-32
9.	Wed.	Nov. 12	BOSTON	W	2-1	7-1-1	42-33
10.	Sat.	Nov. 15	QUEBEC	W	5-2	8-1-1	47-35
11.	Wed.	Nov. 26	NY ISLANDERS	L	2-3	8-2-1	49-38
12.	Sat.	Nov. 29	NY RANGERS	T	5-5	8-2-2	54-43
13.	Fri.	Dec. 5	EDMONTON	L	2-4	8-3-2	56-47
14.	Sat.	Dec. 6	MINNESOTA	W	5-2	9-3-2	61-49
15.	Wed.	Dec. 10	CALGARY	L	4-6	9-4-2	65-55
16.	Fri.	Dec. 12	TORONTO	W	8-3	10-4-2	73-68
17.	Sat.	Dec. 20	PHILADELPHIA	L	4-6	10-5-2	77-64
18.	Sat.	Dec. 27	NY ISLANDERS	T	3-3	10-5-3	80-67
19.	Tue.	Dec. 30	NY RANGERS	L	3-5	10-6-3	83-72
20.	Sat.	Jan. 3	MONTREAL	W	6-3	11-6-3	89-75
21.	Wed.	Jan. 7	WASHINGTON	W	5-2	12-6-3	94-77
22.	Wed.	Jan. 14	WINNIPEG	L	3-4	12-7-3	97-81
23.	Sun.	Jan. 18	DETROIT	W	9-1	12-8-3	97-82
24.	Tue.	Jan. 27	WASHINGTON	W	7-5	13-8-3	104-87
25.	Sun.	Feb. 1	HARTFORD	L	5-8	13-9-3	110-95
26.	Sat.	Feb. 7	CHICAGO	W	4-1	14-9-3	114-96
27.	Sat.	Feb. 14	VANCOUVER	T	3-3	14-9-4	117-99
28.	Wed.	Feb. 17	CALGARY	L	1-3	14-10-4	118-102
29.	Sat.	Feb. 21	NEW JERSEY	L	5-6	14-11-4	123-108
30.	Wed.	Feb. 24	EDMONTON	W	5-2	15-11-4	128-110
31.	Sat.	Feb. 28	CHICAGO	L	1-2	15-12-4	129-112
32.	Sun.	Mar. 1	ST. LOUIS	T	5-6	15-12-5	134-117
33.	Tue.	Mar. 10	NY ISLANDERS	L	3-6	15-13-5	137-123
34.	Thu.	Mar. 12	QUEBEC	W	6-3	16-13-5	143-126
35.	Sat.	Mar. 14	NY RANGERS	L	2-3	16-14-5	145-129
36.	Wed.	Mar. 18	ST. LOUIS	W	5-4	17-14-5	150-133
37.	Tue.	Mar. 24	PHILADELPHIA	T	3-3	17-14-6	153-138
38.	Sun.	Mar. 29	MONTREAL	L	1-4	17-15-6	154-140
39.	Thu.	Apr. 2	NEW JERSEY	W	6-2	18-15-6	160-142
40.	Sat.	Apr. 4	DETROIT	W	4-3	19-15-6	164-145

1986-87 GAME-BY-GAME AWAY RESULTS

1.	Sun.	Oct. 12	@ Chicago	W	4-1	1-0-0	4-1
2.	Fri.	Oct. 17	@ Buffalo	W	7-3	2-0-0	11-4
3.	Thu.	Oct. 23	@ Philadelphia	L	3-5	2-1-0	14-9
4.	Tue.	Oct. 28	@ Hartford	L	2-5	2-2-0	16-14
5.	Sat.	Nov. 1	@ St. Louis	T	3-3	2-2-1	19-17
6.	Sat.	Nov. 8	@ Minnesota	W	4-2	3-2-1	23-19
7.	Sun.	Nov. 9	@ Detroit	L	1-2	3-3-1	24-21
8.	Fri.	Nov. 14	@ New Jersey	L	4-5	3-4-1	28-26
9.	Tue.	Nov. 18	@ Winnipeg	L	1-3	3-5-1	29-29
10.	Thu.	Nov. 20	@ Calgary	W	5-4	4-5-1	34-31
11.	Sat.	Nov. 22	@ Washington	W	8-2	5-5-1	39-35
12.	Tue.	Nov. 25	@ NY Islanders	L	1-6	5-6-2	40-40
13.	Sun.	Nov. 30	@ Toronto	T	2-2	5-6-2	42-42
14.	Sat.	Dec. 13	@ Los Angeles	W	2-3	5-7-2	44-45
15.	Wed.	Dec. 17	@ Montreal	T	0-3	5-8-2	44-48
16.	Mon.	Dec. 22	@ Montreal	T	4-0	5-8-3	48-52
17.	Tue.	Dec. 23	@ NY Islanders	L	3-4	5-9-3	51-56
18.	Fri.	Dec. 26	@ Buffalo	T	3-3	5-9-4	54-59
19.	Thu.	Jan. 1	@ Washington	L	3-4	5-10-4	57-63
20.	Fri.	Jan. 9	@ Washington	L	2-3	5-11-4	59-66
21.	Tue.	Jan. 13	@ NY Islanders	T	3-3	5-11-5	62-69
22.	Sat.	Jan. 17	@ Boston	L	2-4	5-12-5	64-73
23.	Wed.	Jan. 21	@ Los Angeles	W	5-10	5-13-5	69-83
24.	Fri.	Jan. 25	@ Vancouver	W	6-0	5-13-5	75-83
25.	Sat.	Jan. 24	@ Edmonton	L	2-4	6-14-5	77-87
26.	Thu.	Jan. 29	@ Philadelphia	L	3-5	6-15-5	80-82
27.	Thu.	Feb. 5	@ Boston	L	5-6	6-16-5	85-88
28.	Sun.	Feb. 8	@ New Jersey	W	2-1	7-16-5	87-99
29.	Sun.	Feb. 15	@ NY Rangers	L	1-4	7-17-5	88-103
30.	Thu.	Feb. 19	@ Philadelphia	T	4-4	7-17-6	92-107
31.	Sun.	Feb. 22	@ NY Rangers	W	4-2	8-17-6	96-109
32.	Thu.	Feb. 26	@ NY Islanders	L	4-5	8-18-6	100-114
33.	Tue.	Mar. 3	@ Quebec	W	8-1	9-18-6	108-115
34.	Thu.	Mar. 5	@ Toronto	L	2-7	9-19-6	110-122
35.	Sat.	Mar. 7	@ Minnesota	W	7-3	9-19-6	117-125
36.	Sun.	Mar. 8	@ Winnipeg	W	5-3	10-19-6	122-128
37.	Fri.	Mar. 20	@ Washington	L	3-4	11-20-6	125-132
38.	Sun.	Mar. 22	@ Philadelphia	L	1-3	11-21-6	128-135
39.	Sat.	Mar. 28	@ Hartford	L	4-5	11-22-6	130-140
40.	Tue.	Mar. 31	@ New Jersey	L	3-5	11-23-6	133-145

PATRICK DIVISION DAILY STANDINGS 1986-87

Legend: F - Flyers, C - Capitals, I - Islanders, R - Rangers, D - Devils, P - Penguins.
Standings reflect points after games of date played.

MO.	DAY	1ST	2ND	3RD	4TH	5TH	6TH	DEC.	DAY	1ST	2ND	3RD	4TH	5TH	6TH
DCT.	9	P 2	F 2	D 2	C 0	10	R 0	1	F 38	P 30	127	D 24	C 21	R 20	
	10	P 2	F 2	D 2	C 0	10	R 0	2	F 38	P 30	128	D 26	C 21	R 20	
	11	P 4	F 4	D 4	C 0	10	R 0	3	F 38	P 30	128	D 26	C 22	R 20	
	12	P 6	F 4	D 4	C 0	10	R 0	4	F 38	P 30	128	D 26	C 22	R 20	
	13	P 6	F 4	D 4	C 2	10	R 0	5	F 38	P 30	130	D 26	C 22	R 22	
	14	P 8	F 4	D 4	C 2	10	R 0	6	F 38	P 32	130	D 28	C 24	R 22	
	15	P 10	D 6	F 4	C 2	R 1	10	7	F 40	P 32	130	D 28	C 24	R 22	
	16	P 10	D 6	F 6	C 2	R 1	R 1	8	F 40	P 32	130	D 28	C 24	R 22	
	17	P 10	D 6	F 6	C 2	R 1	R 1	9	F 42	P 32	130	D 28	C 26	R 22	
	18	P 12	F 8	D 6	R 3	C 2	R 12	10	F 42	P 32	130	D 28	C 26	R 24	
	19	P 12	F 10	D 6	R 4	R 13	C 2	11	F 44	P 32	132	D 28	C 26	R 24	
	20	P 12	F 10	D 6	R 4	C 4	R 13	12	F 44	P 34	132	D 28	C 26	R 24	
	21	P 12	F 10	D 6	R 5	C 5	R 4	13	F 44	P 34	134	D 28	C 26	R 24	
	22	P 14	F 10	D 6	R 6	R 15	C 5	14	F 46	P 34	134	D 30	C 26	R 26	
	23	P 14	F 12	D 8	R 6	R 15	C 5	15	F 46	P 34	134	D 30	C 26	R 26	
	24	P 14	F 12	D 8	C 7	R 15	R 6	16	F 46	136	P 34	D 30	C 26	R 26	
	25	P 16	F 12	C 9	D 8	R 17	R 17	17	F 46	136	P 34	D 32	R 28	C 26	
	26	P 16	F 14	C 9	D 8	R 17	R 17	18	F 48	136	P 34	D 32	R 28	C 26	
	27	P 16	F 14	C 9	D 8	R 17	R 17	19	F 48	136	P 34	D 34	R 28	C 26	
	28	P 16	F 14	C 11	R 9	D 8	R 8	20	F 50	138	P 34	D 34	R 28	C 28	
	29	P 16	F 14	C 11	D 10	R 9	R 8	21	F 52	138	P 34	D 34	R 28	C 28	
	30	P 16	F 16	D 12	C 14	R 9	R 8	22	F 52	138	P 35	D 34	R 28	C 28	
	31	P 16	F 16	D 12	C 11	R 9	R 8	23	F 52	140	P 35	D 34	R 30	C 28	
								24	F 52	140	P 35	D 34	R 30	C 28	
NOV.	1	F 18	P 17	D 12	C 11	R 11	R 8	25	F 52	140	P 35	D 34	R 30	C 28	
	2	F 18	P 17	D 12	C 11	R 11	R 8	26	F 52	140	P 35	D 34	R 30	C 28	
	3	F 18	P 17	D 12	C 11	R 11	R 8	28	F 52	141	P 37	D 35	R 32	C 30	
	4	F 20	P 18	D 13	D 12	C 11	R 8	29	F 52	141	P 37	D 35	R 32	C 30	
	5	F 20	P 18	D 13	C 13	D 12	R 8	30	F 52	141	P 37	D 35	R 34	C 30	
	6	F 21	P 18	D 13	C 13	D 13	R 8	31	F 52	141	P 37	R 36	D 35	C 30	
	7	F 21	P 18	D 13	C 13	D 13	R 8	JAN. 1	F 52	141	P 37	R 36	D 35	C 32	
	8	F 21	P 20	D 15	C 15	D 13	R 10	2	F 52	141	P 37	R 36	D 35	C 32	
	9	F 21	P 20	D 15	C 15	D 13	R 10	3	F 54	141	P 39	R 38	D 35	C 32	
	10	F 21	P 20	D 15	C 15	D 13	R 10	4	F 54	141	P 39	R 38	D 35	C 32	
	11	F 21	P 20	D 15	C 16	D 13	R 10	5	F 54	141	P 39	R 39	D 35	C 34	
	12	F 22	P 21	D 17	C 17	D 15	R 12	6	F 56	143	P 39	R 39	D 35	C 34	
	13	F 23	P 22	D 17	C 17	D 15	R 12	7	F 58	143	P 41	R 39	D 35	C 34	
	14	F 23	P 22	D 17	C 17	D 17	R 14	8	F 58	143	P 41	R 39	D 36	C 34	
	15	P 24	F 23	D 19	D 18	C 17	R 14	9	F 58	145	P 41	R 39	D 36	C 36	
	16	F 25	P 24	D 19	D 18	C 17	R 14	10	F 60	147	P 41	R 39	D 37	C 36	
	17	F 25	P 24	D 20	I 19	C 17	R 14	11	F 61	147	P 41	R 41	D 37	C 37	
	18	F 25	P 24	D 21	D 20	C 17	R 14	12	F 61	147	P 41	R 41	D 39	C 37	
	19	F 26	P 24	D 22	I 21	C 17	R 14	13	F 61	148	P 42	R 41	D 39	C 37	
	20	F 28	P 26	D 23	D 22	C 17	R 14	14	F 61	148	R 43	P 42	D 41	C 37	
	21	F 28	P 26	D 23	D 22	C 18	R 16	15	F 63	148	R 43	P 42	D 41	C 39	
	22	F 30	P 28	D 23	D 22	C 18	R 16	16	F 63	148	R 43	P 42	D 41	C 39	
	23	F 30	P 28	D 23	D 22	C 18	R 16	17	F 65	148	R 43	P 42	D 41	C 41	
	24	F 30	P 28	D 23	D 22	C 18	R 16	18	F 65	150	R 43	C 43	P 42	D 41	
	25	F 30	P 28	D 25	D 22	C 18	R 16	19	F 65	150	R 44	C 43	P 42	D 41	
	26	F 32	P 28	D 27	D 24	C 19	R 18	20	F 65	150	C 45	R 44	P 42	D 41	
	27	F 32	P 28	D 27	D 24	C 19	R 18	21	F 66	150	C 45	R 44	P 42	D 41	
	28	F 34	P 28	D 27	D 24	C 19	R 18	22	F 66	150	C 45	R 44	D 43	P 42	
	29	F 36	P 29	D 27	D 24	C 19	R 19								
	30	F 36	P 30	D 27	D 24	R 20	C 19								

PATRICK DIVISION DAILY STANDINGS 1986-87

JAN.	1ST	2ND	3RD	4TH	5TH	6TH	MAR	1ST	2ND	3RD	4TH	5TH	6TH	
23	F 68	150	C 47	R 44	P 44	D 43	1	F 79	165	C 64	R 62	P 57	D 54	
24	F 68	152	C 47	D 45	R 44	P 44	2	F 79	165	C 64	R 62	P 57	D 54	
25	F 68	152	C 47	D 45	R 44	P 44	3	F 81	166	C 66	R 64	P 59	D 54	
26	F 68	152	C 47	R 46	D 45	P 44	4	F 81	166	C 66	R 64	P 59	D 54	
27	F 68	153	C 47	R 46	P 46	D 45	5	F 83	166	C 66	R 64	P 59	D 54	
28	F 70	153	C 49	R 46	P 46	D 45	6	F 83	166	C 66	R 64	P 59	D 54	
29	F 72	153	C 49	R 46	P 46	D 45	7	F 83	166	C 66	R 64	P 61	D 54	
30	F 72	154	C 50	D 47	R 46	P 46	8	F 85	168	C 66	R 64	P 63	D 54	
31	F 72	156	C 50	R 48	D 47	P 46	9	F 85	168	C 66	R 64	P 63	D 54	
							10	F 85	170	C 66	R 64	P 63	D 54	
							11	F 87	170	C 66	R 66	P 63	D 54	
							12	F 87	170	R 68	C 66	P 65	D 54	
FEB.	1	F 72	156	C 52	R 50	D 47	P 46	13	F 87	170	R 68	C 68	P 65	D 56
	2	F 72	156	C 52	R 50	D 47	P 46	14	F 88	172	R 70	C 69	P 65	D 56
	3	F 72	156	C 52	R 50	D 47	P 46	15	F 90	172	R 70	C 69	P 65	D 56
	4	F 72	156	C 52	R 52	D 47	P 46	16	F 90	172	R 70	C 69	P 65	D 56
	5	F 72	156	C 52	R 52	D 47	P 46	17	F 92	172	R 70	C 69	P 65	D 56
	6	F 72	157	C 52	R 52	D 47	P 46	18	F 92	172	R 70	C 69	P 67	D 56
	7	F 72	157	R 54	C 52	D 49	P 48	19	F 92	174	R 70	C 69	P 67	D 56
	8	F 72	157	R 54	C 52	P 50	D 49	20	F 92	174	C 71	R 70	P 67	D 58
	9	F 72	157	R 54	C 52	P 50	D 49	21	F 93	176	C 71	R 70	P 67	D 58
	10	F 72	157	R 54	C 52	P 50	D 49	22	F 95	176	C 73	R 72	P 67	D 58
	11	F 72	157	R 54	C 52	P 50	D 49	23	F 95	176	C 73	R 72	P 67	D 58
	12	F 72	157	R 54	C 52	P 50	D 49	24	F 96	176	C 75	R 72	P 68	D 58
	13	F 72	157	R 54	C 52	P 50	D 49	25	F 96	176	C 75	R 72	P 68	D 60
	14	F 74	157	R 54	C 52	P 51	D 49	26	F 96	176	C 75	R 72	P 68	D 60
	15	F 74	157	R 56	C 54	P 51	D 49	27	F 98	177	C 76	R 74	P 68	D 62
	16	F 74	157	R 56	C 54	P 51	D 49	28	F 98	177	C 76	R 74	P 68	D 62
	17	F 74	R 58	157	C 54	P 51	D 49	29	F 98	C 78	177	R 74	P 68	D 62
	18	F 76	R 58	158	C 54	P 51	D 49	30	F 98	C 78	177	R 76	P 68	D 62
	19	F 77	R 58	158	C 54	P 52	D 49	31	F 98	C 80	179	R 76	P 68	D 64
	20	F 77	R 58	158	C 56	P 52	D 49							
	21	F 79	160	R 58	C 56	P 52	D 51	APR.	1ST	2ND	3RD	4TH	5TH	6TH
	22	F 79	162	R 58	C 58	P 54	D 51	1	F 100	C 82	179	R 76	P 68	D 64
	23	F 79	162	R 58	C 58	P 54	D 51	2	F 100	C 82	179	R 76	P 70	D 64
	24	F 79	162	R 60	C 60	P 56	D 51	3	F 100	C 82	179	R 76	P 70	D 64
	25	F 79	162	R 62	C 60	P 56	D 53	4	F 100	C 84	180	R 76	P 72	D 64
	26	F 79	164	R 62	C 60	P 56	D 53	5	F 100	C 86	182	R 76	P 72	D 64
	27	F 79	164	R 62	C 62	P 56	D 53							
	28	F 79	165	R 62	C 62	P 56	D 53							

TEAM	DAYS IN PLACE IN STANDINGS					
	FIRST	SECOND	THIRD	FOURTH	FIFTH	SIXTH
Philadelphia	154	21	4	0	0	0
Washington	0	8	43	58	34	36
NY Islanders	0	99	52	5	17	6
NY Rangers	0	4	32	80	24	59
PITTSBURGH	25	43	29	4	65	13
New Jersey	0	4	19	52	39	65

POWER PLAY GOALS 1986-87

FOR THE SEVEN OPPONENTS:
 vs BOSTON (2-11) Lemieux & Quinn
 vs BUFFALO (5-19) Lemieux 3, Simpson & LaVallee
 vs CALGARY (2-18) Lemieux & Mantha
 vs CHICAGO (2-18) Bodger 2
 vs DETROIT (1-10) Cunneynworth
 vs EDMONTON (1-16) Young
 vs HARTFORD (3-11) Quinn 2 & Lemieux
 vs LOS ANGELES (1-18) Quinn
 vs MINNESOTA (3-10) Lemieux, Bullard & Cunneynworth
 vs MONTREAL (3-11) Simpson 3
 vs NEW JERSEY (11-34) LaVallee 3, Lemieux 2, Ruskowski 2, Young, Bodger, Buskas & Cunneynworth
 vs NY ISLANDERS (5-33) Quinn 2, Mantha, Lemieux & Simpson
 vs NY RANGERS (7-32) Errey 2, Simpson 2, Siren, Quinn & Kontos
 vs PHILADELPHIA (7-38) Lemieux 3, Bodger 2, Young & Quinn
 vs QUEBEC (2-13) Lindstrom & Mantha
 vs ST. LOUIS (3-12) Lemieux 2 & Mantha
 vs TORONTO (6-17) Lemieux 3, Quinn 2, & Ruskowski
 vs VANCOUVER (1-13) Mantha
 vs WASHINGTON (8-32) Ruskowski 2, Mantha 2, Lemieux & Schmidt
 vs WINNIPEG (3-13) Lemieux, Loney & Mantha

FOR THE SEVEN OPPONENTS:
 BOSTON (3-11) Boutillier, Larson & Middleton
 BUFFALO (0-11) None
 CALGARY (4-11) Bullard, Reinhart, Loeb & Wilson
 CHICAGO (1-14) Secord
 DETROIT (1-6) Barr
 EDMONTON (2-11) Coffey & Messier
 HARTFORD (3-12) Ferraro, Francis & Lawless
 LOS ANGELES (1-14) Nicholls
 MINNESOTA (3-10) Ciccarelli 2 & Graham
 MONTREAL (2-10) Walter & Robinson
 NEW JERSEY (12-26) Verbeek 5, Muller 2, Johnson 2, Broten, Chernomaz & Anderson
 NY ISLANDERS (9-18) LaFontaine 4, B. Sutter 2, Leiter, Trotter & Makela
 NY RANGERS (7-36) Sandstrom 2, Poddubny 2, Larouche, Miller & Ridley
 PHILADELPHIA (5-32) Kerr 2, Crossman, Propp & McCrimmon
 QUEBEC (3-16) Ogrodnick, P. Stastny & McRae
 ST. LOUIS (4-13) Wickenheiser, Hunter, Cavallini & Ronning
 TORONTO (2-11) Clark & Courtnell
 VANCOUVER (2-14) Tanti & Petit
 WASHINGTON (8-34) Ridley 2, Gartner, Adams, Murphy, Christian, Miller & Haworth
 WINNIPEG (0-7) None

PENGUIN SCORERS			
Lemieux	19	Young	3
Quinn	10	Errey	2
Mantha	8	Bullard	1
Simpson	7	Buskas	1
Bodger	5	Kontos	1
LaVallee	5	Lindstrom	1
Ruskowski	5	Loney	1
Cunneynworth	3	Schmidt	1
		Siren	1

PENGUINS IN THE BOX			
Siren	9	Chabot	2
Bodger	7	Dahlquist	2
Frawley	6	Wilson	2
Errey	5	Young	2
Johnson	5	Bullard	1
Lemieux	4	LaVallee	1
Hillier	4	Duguay	1
Mantha	3	Hannan	1
Bench	3	Mathiasen	1
Simpson	3	McGeough	1
Cunneynworth	3	Lindstrom	1
Buskas	2	Schofield	1
Kontos	2		

SHORTHANDED GOALS 1986-87

Pittsburgh scored 7 shorthanded goals: Dan Quinn 3 (Detroit, Minnesota & Vancouver); Randy Cunneynworth 2 (Washington 2); Bob Errey (Hartford) & Dave Hannan (Minnesota). Opponents scored 9 shorthanded goals: Lindy Ruff (Buffalo), Perry Berezan (Calgary), Wayne Gretzky (Edmonton), Doug Sulliman (NJ), Andy Brickley (NJ), Ilkka Sinisalo, Dave Poulin, Murray Craven (Philadelphia) & Mike Gartner (Washington)

1986-87 MULTIPLE POINT GAMES

PLAYER	PG	3G	4G	5G	6G	7G	8G	9G	10G	11G	12G	13G	14G	15G	TOT
Lemieux	6	5	1	14	0	1	17	9	1	4	1	32			
Quinn	3	0	0	7	4	0	11	9	0	0	0	20			
Cunneynworth	3	1	1	4	0	0	7	4	1	0	0	12			
Simpson	4	1	0	2	0	0	10	2	0	0	0	12			
Bodger	2	0	0	6	1	0	9	2	0	0	0	11			
Ruskowski	0	1	0	3	3	1	4	3	3	0	0	10			
Johnson	0	0	0	3	2	0	5	2	0	0	0	7			
LaVallee	0	1	0	3	2	0	4	2	0	0	1	7			
Mantha	1	0	0	4	1	0	6	1	0	0	0	7			
Chabot	0	1	0	2	0	0	4	2	0	0	0	6			
Errey	1	0	0	1	0	0	5	0	0	0	0	5			
Hannan	2	0	0	2	0	0	3	1	0	0	0	4			
Young	0	0	0	1	0	0	3	1	0	0	0	4			
Bullard	0	0	0	2	0	0	3	0	0	0	0	3			
Duguay	0	0	0	2	0	0	3	0	0	0	0	3			
Frawley	0	0	0	0	1	0	2	1	0	0	0	3			
Kontos	1	0	0	1	0	0	3	0	0	0	0	3			
Lindstrom	0	0	0	2	0	0	3	0	0	0	0	3			
Buskas	0	0	0	1	0	0	2	0	0	0	0	2			
Schmidt	0	0	0	1	0	0	2	0	0	0	0	2			
Hillier	0	0	0	0	0	0	1	0	0	0	0	1			
Loney	1	0	0	0	0	0	0	1	0	0	0	1			
McGeough	0	0	0	0	0	0	1	0	0	0	0	1			
Schofield	0	0	0	1	0	0	1	0	0	0	0	1			
Siren	0	0	0	1	0	0	1	0	0	0	0	1			
TOTAL	24	10	2	63	14	2	110	40	5	4	-2	161			

PITTSBURGH ALL-TIME MULTIPLE POINT GAMES

PLAYER	PG	3G	4G	5G	6G	7G	8G	9G	10G	11G	TOT
Lemieux	23	5	1	44	6	4	59	31	7	7	105
Mantha	3	0	0	22	3	0	28	6	0	0	34
Bodger	2	0	0	17	1	0	18	4	0	0	22
Quinn	3	0	0	7	4	0	11	9	0	0	20
Cunneynworth	4	1	1	9	0	0	15	4	1	0	20
Simpson	6	1	0	4	0	0	12	4	0	0	16
Hannan	5	0	0	5	0	0	13	3	0	0	16
Errey	4	0	0	4	0	0	12	0	0	0	12
Johnson	0	0	0	6	2	0	9	2	0	0	11
Schmidt	2	0	0	3	0	0	7	1	0	0	8
Hillier	0	0	0	4	0	0	8	0	0	0	6
Loney	3	0	0	2	0	0	4	2	0	0	6
Frawley	0	0	0	1	1	0	4	2	0	0	6
Young	0	0	0	1	0	0	3	1	0	0	4
Buskas	0	0	0	1	0	0	4	0	0	0	4
Bullard	0	0	0	2	0	0	3	0	0	0	3
Duguay	0	0	0	2	0	0	3	0	0	0	3
Kontos	1	0	0	1	0	0	3	0	0	0	3
Lindstrom	0	0	0	2	0	0	3	0	0	0	3
Siren	0	0	0	1	0	0	1	0	0	0	1
Charlesworth	0	0	0	1	0	0	1	0	0	0	1

* - includes 1 five-assist game

1987-88 PITTSBURGH PENGUINS ROSTER

PLAYER (POS)	HT	WT	PLACE OF BIRTH	DATE
AITKEN, Brad (LW)	6-2	200	Scarborough, Ont.	10/30/67
BELANGER, Roger (RW)	6-0	198	St. Catharines, Ont.	12/1/65
BROWN, Rob (C)	5-11	192	Kingston, Ont.	4/10/68
CALLANDER, Jock (C)	6-1	187	Regina, Sask.	4/23/61
CUNNEYWORTH, Randy (LW)	5-11	167	Etobicoke, Ont.	5/10/61
DANIELS, Jeff (LW)	6-1	193	Oshawa, Ont.	6/24/68
DRULIA, Stan (RW)	5-10	181	Elmira, NY	1/5/68
ERREY, Bob (LW)	5-10	178	Montreal, PQ	9/21/64
FRAWLEY, Dan (RW)	6-0	195	Sturgeon Falls, Ont.	6/2/62
GIFFIN, Lee (RW)	6-0	188	Chatham, Ont.	4/1/67
GOTAAS, Steve (C)	5-10	183	Camrose, Alta.	5/10/67
GRUHL, Scott (C)	6-0	196	Port Colborne, Ont.	9/13/59
HANNAN, Dave (LW/RW)	5-11	182	Sudbury, Ont.	11/26/61
JOHNSON, Scott (LW)	5-11	193	New Hope, Minn.	10/12/63
KACHOWSKI, Mark (LW)	5-10	195	Edmonton, Alta.	2/20/65
KONTOS, Chris (RW/C)	6-1	191	Toronto, Ont.	12/10/63
KURKINEN, Risto (LW/RW)	5-9	188	Jyvaskyla, Finland	1/21/63
LEMIEUX, Mario (C)	6-4	210	Montreal, Que.	10/5/65
LONEY, Troy (LW)	6-3	205	Bow Island, Alta.	9/21/63
MANN, Jimmy (RW)	6-0	217	Montreal, PQ	4/7/59
MATHIASSEN, Dwight (RW)	6-1	196	Brandon, Man.	5/12/63
MCLLWAIN, Dave (LW)	6-0	185	Seaforth, Ont.	1/9/67
MOKOSAK, Carl (LW)	6-1	200	Fl. Saskatchewan, Alta.	9/22/62
MULVENNA, Glenn (C)	5-11	175	Calgary, Alta.	2/19/67
PAIEMENT, Will (RW)	6-1	210	Earlton, Ont.	10/16/55
QUINN, Dan (C)	5-11	180	Ottawa, Ont.	6/1/65
SIMPSON, Craig (C/RW)	6-2	192	London, Ont.	2/15/67
TEEVENS, Mark (C)	5-11	188	Ottawa, Ont.	6/17/66
VOLHOFFER, Troy (RW)	5-11	160	Regina, Sask.	2/9/66
WILSON, Mitch (RW)	5-8	187	Kelowna, B.C.	2/15/62
YOUNG, Warren (LW)	6-3	206	Toronto, Ont.	1/11/56

DEFENSE:

BODGER, Doug (LD)	6-2	210	Cheminus, BC	6/18/66
BOURQUE, Phil (LD)	6-1	203	Chelmsford, Mass.	6/8/62
BUSKAS, Rod (RD)	6-1	209	Wetaskiwin, Alta.	1/7/61
CHARLESWORTH, Todd (LD)	6-1	193	Calgary, Alta.	3/22/65
DAHLQUIST, Chris (LD)	6-1	191	Fridley, Minn.	12/14/62
GOERTZ, Dave (RD)	6-0	199	Edmonton, Alta.	3/28/65
HILLIER, Randy (RD)	6-0	190	Toronto, Ont.	3/30/60
HOBBSON, Doug (RD)	6-0	184	Prince Albert, Sask.	4/9/68
JOHNSON, Jim (LD)	6-0	185	New Hope, MN	8/9/62
JOSEPH, Chris (RD)	6-2	210	Burnaby, BC	9/10/69
MANTHA, Moe (RD)	6-2	205	Lakewood, OH	1/21/61
MAYER, Pat (RD)	6-3	227	Royal Oak, Mich.	7/24/61
PAEK, Jim (LD)	6-1	194	Seoul, Korea	4/7/67
ROWE, Mike (LD)	6-1	202	Kingston, Ont.	3/8/65
SCHMOT, Norm (RD)	5-11	198	Sault Ste. Marie, Ont.	1/24/63
SIREN, Ville (RD)	6-2	195	Tempere, Finland	2/11/64
TAYLOR, Randy (RD)	6-2	204	Cornwall, Ont.	7/30/65
WILSON, Rob (RD)	6-3	199	Toronto, Ont.	7/19/68
ZALAPSKI, Zarley (LD)	6-1	196	Edmonton, Alta.	4/22/68

GOALTENDERS

COOPER, Jeff (G)	5-9	172	Ottawa, Ont.	6/12/62
GUENETTE, Steve (G)	5-9	164	Montreal, PQ	11/13/65
MELOCHE, Gilles (G)	5-9	184	Montreal, PQ	7/12/50
PIETRANGELO, Frank (G)	5-10	184	Niagara Falls, Ont.	12/17/64
RIGGIN, Pat (G)	5-9	175	Kincardine, Ont.	5/26/59

1987-88 PITTSBURGH PENGUINS ROSTER

AGE	1986-87 CLUB	GP	G	A	PTS	PIM
20	Sault Ste. Marie (OHL)	52	27	38	65	86
21	Baltimore - Muskegon	37	10	13	23	18
19	Kamloops (WHL)	63	76	136	212	101
26	Muskegon (IHL)	82	54	82	136	110
26	Pittsburgh	79	26	27	53	144
19	Oshawa (OHL)	54	14	9	23	22
19	Hamilton (OHL)	55	27	51	78	26
23	Pittsburgh	72	16	18	34	48
25	Pittsburgh	78	14	14	28	218
20	Pgh. - Oshawa (OHL)	56	32	70	102	40
20	Prince Albert (WHL)	68	53	55	108	94
28	Muskegon (IHL)	67	34	39	73	157
26	Pittsburgh	58	10	15	25	56
24	Baltimore (AHL)	63	8	7	15	27
22	Flint (IHL)	75	18	13	31	273
23	Pittsburgh - New Haven	67	22	26	48	35
24	Jyhti (Finland)	44	41	19	60	25
22	Pittsburgh	63	54	53	107	57
24	Pittsburgh - Baltimore	63	21	21	42	156
24	Did not play	—	—	—	—	—
24	Pittsburgh - Baltimore	67	23	23	46	51
20	North Bay (OHL)	60	46	73	119	35
25	Pittsburgh - Baltimore	70	23	27	50	252
20	Kamloops (WHL)	71	37	52	89	61
32	Buffalo	56	20	17	37	108
22	Calgary - Pittsburgh	80	31	49	80	54
20	Pittsburgh	72	26	25	51	57
21	Baltimore (AHL)	71	15	16	31	34
21	Baltimore (AHL)	67	11	25	36	90
25	Pittsburgh - Baltimore	75	10	10	20	416
31	Pittsburgh - Baltimore	72	16	20	36	198

21	Pittsburgh	76	11	38	49	52
25	Pittsburgh - Baltimore	71	17	19	36	215
26	Pittsburgh	68	3	15	18	123
22	Pittsburgh - Baltimore	76	5	21	26	64
24	Pittsburgh - Baltimore	70	1	17	18	72
22	Baltimore - Muskegon	60	3	20	23	52
27	Pittsburgh	55	4	6	12	97
19	Prince Albert (WHL)	69	3	20	23	83
18	Seattle (WHL)	67	13	45	58	155
25	Pittsburgh	80	5	25	30	116
26	Pittsburgh	62	9	31	40	44
26	Muskegon (IHL)	71	4	14	18	387
20	Oshawa (OHL)	57	5	17	22	75
22	Pittsburgh - Baltimore	81	1	18	19	64
24	Pittsburgh - Baltimore	56	5	12	17	29
23	Pittsburgh	69	5	18	23	50
22	Harvard (ECAC)	34	3	35	38	30
19	Sudbury (OHL)	58	1	27	28	135
19	Team Canada	74	11	29	40	28

GP MP GA SO AVG

25	Muskegon (IHL)	45	2673	147	2	3.30
22	Pittsburgh - Baltimore	56	3148	165	5	3.14
37	Pittsburgh	43	2343	134	0	3.43
22	Muskegon (IHL)	35	2090	119	2	3.42
28	Boston - Pittsburgh	27	1501	84	0	3.36



Rick Ley
Head Coach



MUSKEGON LUMBERJACKS

L. C. Walker Arena
470 W. Western Ave.
Muskegon, MI 49440
(616) 726-5058

President/General Manager/Governor Larry Gordon
Asst. Governors John Snider & Ed Johnston
Vice President/Director of Marketing Leo Hunstiger
Coach Rick Ley
Assistant Coach Roy Sommer
Trainer Joe Franke
Broadcaster/Director of Public Relations Bob Heethuis
Director of Advertising/Group Sales Mike Forbes
Office Manager/Executive Secretary Sandra Gabris
Ticket Manager Doris Marshall
Seating Capacity 5,043
Club Colors Black, Gold & White

Muskegon Record

Season	GP	W	L	T	PTS	POS
84-85	82	50	29	3	103	1st
85-86	82	50	32	0	105	1st
86-87	82	47	40	5	99	1st

MUSKEGON LUMBERJACKS 1987-88 SCHEDULE

Fri. Oct. 16	FT. WAYNE	Sat. Jan. 23	at Flint
Sat. Oct. 17	at Kalamazoo	Sun. Jan. 24	SAGINAW
Wed. Oct. 21	at Ft. Wayne	Wed. Jan. 27	at Salt Lake
Fri. Oct. 23	at Flint	Fri. Jan. 29	at Salt Lake
Sat. Oct. 24	SALT LAKE	Sat. Jan. 30	at Flint
Sun. Oct. 25	at Saginaw	Sun. Jan. 31	at Saginaw
Fri. Oct. 30	at Kalamazoo	Tue. Feb. 2	SALT LAKE
Sat. Oct. 31	MILWAUKEE	Fri. Feb. 5	at Flint
Wed. Nov. 4	at Saginaw	Sat. Feb. 6	FT. WAYNE
Fri. Nov. 6	COLORADO	Sun. Feb. 7	KALAMAZOO
Sat. Nov. 7	SAGINAW	Fri. Feb. 12	FT. WAYNE **
Wed. Nov. 11	at Ft. Wayne	Sun. Feb. 14	at Milwaukee
Fri. Nov. 13	SALT LAKE	Tue. Feb. 16	at Peoria
Sat. Nov. 14	KALAMAZOO	Wed. Feb. 17	at Ft. Wayne
Sun. Nov. 15	at Saginaw	Fri. Feb. 19	at Saginaw
Wed. Nov. 18	at Milwaukee	Sat. Feb. 20	FT. WAYNE
Fri. Nov. 20	SAGINAW	Sun. Feb. 21	FLINT
Thu. Nov. 26	KALAMAZOO	Wed. Feb. 24	at Ft. Wayne
Fri. Nov. 27	KALAMAZOO	Sat. Feb. 27	at Flint
Sat. Nov. 28	FLINT	Sun. Feb. 28	SAGINAW
Wed. Dec. 2	at Ft. Wayne	Fri. Mar. 4	COLORADO
Fri. Dec. 4	at Colorado	Sat. Mar. 5	FT. WAYNE
Sat. Dec. 5	at Colorado	Wed. Mar. 9	at Peoria
Tue. Dec. 8	MILWAUKEE	Sat. Mar. 12	SALT LAKE
Thu. Dec. 10	at Salt Lake	Sun. Mar. 13	at Flint
Fri. Dec. 11	at Salt Lake	Tue. Mar. 15	KALAMAZOO
Sat. Dec. 12	PEORIA	Wed. Mar. 16	at Ft. Wayne
Fri. Dec. 18	MILWAUKEE	Thu. Mar. 17	at Kalamazoo
Sat. Dec. 19	FLINT	Sat. Mar. 19	FT. WAYNE
Sun. Dec. 20	at Peoria	Sun. Mar. 20	at Flint
Sat. Dec. 26	COLORADO	Wed. Mar. 23	at Kalamazoo
Sun. Dec. 27	KALAMAZOO	Fri. Mar. 25	at Colorado
Wed. Dec. 30	PEORIA	Sat. Mar. 26	at Colorado
Thu. Dec. 31	at Kalamazoo	Wed. Mar. 30	SAGINAW
Sat. Jan. 2	PEORIA	Fri. Apr. 1	at Saginaw
Fri. Jan. 8	at Peoria	Sat. Apr. 2	KALAMAZOO
Sat. Jan. 9	at Milwaukee	Sun. Apr. 3	MILWAUKEE
Fri. Jan. 15	FT. WAYNE	Tue. Apr. 5	FLINT
Sat. Jan. 16	PEORIA	Wed. Apr. 6	at Milwaukee
Wed. Jan. 20	at Flint	Fri. Apr. 8	COLORADO
Fri. Jan. 22	at Kalamazoo	Sat. Apr. 9	SAGINAW

** at Pittsburgh

Home Starting Times: Mon.-Thu. (7:00 PM) Fri. & Sat. (7:30 PM)
Sun. (4:00 PM)
Dec. 27 (7:30 PM)—Jan. 24 (7:30 PM) Feb. 7 (1:00)

1986-87 MUSKEGON LUMBERJACKS SCORING

NAME	REGULAR SEASON					PLAYOFFS				
	GP	G	A	PTS	PIM	GP	G	A	PTS	PIM
Jock Callander	82	54	82	136	110	15	13	7	20	23
Dave Michayluk	82	47	53	100	69	15	2	14	16	8
Drew Callander	80	34	52	86	92	15	5	5	10	0
Scott Gruhl	67	34	39	73	157	15	5	7	12	54
Todd Strueby	82	28	41	69	208	13	4	6	10	53
Jim Mollard	67	25	38	63	78	14	4	5	9	20
Dave Allison	67	11	35	46	337	15	4	3	7	20
Wayne Groulx	38	18	22	40	49	—	—	—	—	—
Gerry Minor	68	17	22	39	93	15	3	9	12	32
Chris McSorley	47	18	17	35	293	15	1	3	4	87
Todd Carnelley	71	4	29	33	32	75	2	0	0	0
Jim McGeough	18	13	15	28	6	15	14	8	22	10
Roy Sommer	65	14	13	27	219	15	3	3	6	44
Mike Forbes	67	3	22	25	113	15	1	10	11	4
Grant Dion	40	7	15	22	46	13	1	6	7	6
Paul Gerlitz	54	10	10	20	26	1	0	0	0	2
Dave Goertz	44	3	17	20	44	15	0	4	4	14
Pat Mayer	71	4	14	18	387	13	1	0	1	53
Yves Heroux	25	6	8	14	31	2	0	0	0	0
Terry Perkins	12	4	8	12	31	—	—	—	—	—
Tom Karalis	28	3	9	12	94	15	2	12	14	28
Dennis Polonich	22	2	9	11	24	—	—	—	—	—
Jean Mar Gaulin	5	1	3	4	6	—	—	—	—	—
Frank Pietrangelo	35	0	4	4	2	15	0	0	0	2
Jiri Kormanik	10	0	4	4	4	—	—	—	—	—
Roger Belanger	5	1	2	3	4	—	—	—	—	—
Jeff Cooper	45	0	3	3	4	1	0	0	0	0
Doug Speck	8	0	2	2	6	—	—	—	—	—
Brit Peer	10	1	0	1	9	—	—	—	—	—
Dave Moore	1	0	0	0	0	—	—	—	—	—
Michel Dufour	3	0	0	0	0	—	—	—	—	—
Don Keller	4	0	0	0	10	—	—	—	—	—
Kurt Rugenis	7	0	0	0	6	—	—	—	—	—

GOALTENDING

(Regular Season)						
NAME	GP	MP	GA	SO	AVG	W-L-T
Jeff Cooper	45	2673	147	2	3.30	23-21-1
Frank Pietrangelo	35	2090	119	2	3.42	23-11-0
Michel Dufour	3	179	11	0	3.69	1-2-0
TOTAL	82	4940	277	4	3.36	47-34-1
(Playoffs)						
NAME	GP	MP	GA	SO	AVG	W-L
Jeff Cooper	1	8	1	0	7.50	0-1
Frank Pietrangelo	15	923	46	0	2.99	10-4
TOTAL	15	931	47	0	3.03	10-5

BALTIMORE SKIPJACKS 1986-87 SCORING

NAME	GP	G	A	PTS	PIM	PPG	SHG	GWG
Alain Lemieux	72	41	56	97	62	16	2	4
Carl Mokosak	67	23	27	50	228	4	0	4
Dwight Mathiasen	61	23	22	45	49	7	0	3
Mickey Volcan	72	8	36	44	118	3	0	0
Gary Rissling	66	15	23	38	285	6	0	2
Jim McGeough	45	18	19	37	37	4	1	4
Troy Vollhoffer	67	11	25	36	90	2	0	0
Phil Bourque	49	15	16	31	183	8	0	5
Mark Teevens	71	15	16	31	34	1	3	0
Troy Loney	40	13	14	27	134	2	3	1
Steve Carlson	67	12	13	25	32	1	0	1
Neil Belland	61	6	19	25	12	1	0	0
Todd Charlesworth	75	5	20	25	64	2	1	1
Mike Blaisdell	43	12	12	24	47	4	0	1
Michel Therrien	70	7	16	23	48	3	0	0
Roger Belanger	32	9	11	20	14	1	0	1
Mike Rowe	79	1	18	19	64	0	0	0
Mitch Wilson	58	8	9	17	353	1	0	0
Chris Dahlquist	51	1	16	17	50	0	0	0
Scott Johnson	63	8	7	15	27	2	0	2
Warren Young	22	8	7	15	95	3	0	1
Norm Schmidt	36	4	7	11	25	0	1	1
John Del Col	54	4	5	9	100	0	0	0
Mike Richard	9	5	2	7	2	1	0	0
Dwight Schofield	20	1	5	6	58	0	0	0
Dave Goertz	16	0	3	3	8	0	0	0
Steve Guenette	54	0	2	2	13	0	0	0
Marty Dallman	6	0	1	1	0	0	0	0
Brian Ford	32	0	1	1	2	0	0	0
Roberto Romano	5	0	0	0	0	0	0	0
Murray Nystrom	7	0	0	0	19	0	0	0
Bench					36			

GOALTENDING

NAME	GP	MP	GA	EN	SO	AVG	W-L-T	SAVES	SVPCT
Steve Guenette	54	3033	157	8	5	3.11	23-28-0	1427	.900
Roberto Romano	5	274	18	0	0	3.84	1-4-0	121	.870
Brian Ford	32	1539	99	5	0	3.86	11-13-0	685	.870
TOTAL	80	4846	287	5	3.39	35-45-0	2233	.890	

Guenette (2-5) in shootouts. Romano (1-1) in shootouts. Ford (1-2) in shootouts.

AMERICAN HOCKEY LEAGUE STANDINGS 1986-87

	GP	W	L	T	PTS	GF	GA
SOUTHERN DIVISION							
Rochester	80	47	26	7	101	315	263
Binghamton	80	47	26	7	101	309	259
New Haven	80	44	25	11	99	331	315
Hershey	80	43	36	1	87	329	309
BALTIMORE							
Springfield	80	36	37	8	78	277	295
Newmarket	80	34	40	6	74	296	344
Newmarket	80	28	48	4	60	226	337
NORTHERN DIVISION							
Sherbrooke	80	50	28	2	102	328	257
Adirondack	80	44	31	5	93	329	296
Moncton	80	43	31	6	92	338	315
Nova Scotia	80	38	39	3	79	318	315
Maine	80	35	40	5	75	272	298
Fredericton	80	32	43	5	69	292	357

CALDER CUP FINALS

QUARTER-FINALS

Rochester defeated Hershey (4-1)
 Binghamton defeated New Haven (4-3)
 Sherbrooke defeated Nova Scotia (4-1)
 Adirondack defeated Moncton (4-2)

SEMI-FINALS

Rochester defeated Binghamton (4-2)
 Sherbrooke defeated Adirondack (4-1)

FINALS

Rochester defeated Sherbrooke (4-3) for the Calder Cup

INTERNATIONAL HOCKEY LEAGUE STANDINGS 1986-87

	GP	W	L	T	PTS	GF	GA
EAST DIVISION							
MUSKEGON	82	47	40	5	99	366	286
Saginaw	82	44	32	6	94	383	344
Flint	82	42	33	7	91	343	361
Kalamazoo	82	36	38	8	80	331	353
WEST DIVISION							
Fort Wayne	82	48	26	8	104	343	284
Salt Lake	82	39	31	12	90	360	357
Milwaukee	82	41	37	4	86	342	358
Indianapolis	82	37	38	7	81	360	387
Peoria	82	31	42	9	71	264	362

TURNER CUP FINALS

QUARTER-FINALS

Salt Lake defeated Milwaukee (4-2)
 Saginaw defeated Flint (4-2)
MUSKEGON defeated Kalamazoo (4-1)
 Fort Wayne defeated Indianapolis (4-2)

SEMI-FINALS

Salt Lake defeated Fort Wayne (4-1)
MUSKEGON defeated Saginaw (4-0)

FINALS

Salt Lake defeated **MUSKEGON** (4-2) to win the Turner Cup

EN ROUTE TO PITTSBURGH

AITKEN, Brad—Pittsburgh's 3rd round draft choice, 46th overall, 1986 Entry Draft
BELANGER, Roger—Pittsburgh's 3rd 1st round draft choice, 16th overall, 1984 Entry Draft
BODGER, Doug—Pittsburgh's second 1st round draft choice, 9th overall, 1984 Entry Draft
BOURQUE, Phil—signed as a free agent on October 4, 1982
BROWN, Rob—Pittsburgh's 4th round draft choice, 67th overall, 1986 Entry Draft
BUSKAS, Rod—Pittsburgh's 6th round draft choice, 112th overall, 1981 Entry Draft
CALLANDER, Jock—signed as a free agent on July 31, 1987
CHARLESWORTH, Todd—Pittsburgh's 2nd round draft choice, 22nd overall, 1983 Entry Draft
COOPER, Jeff—signed as a free agent on April 6, 1985
CUNNYWORTH, Randy—acquired via trade with Buffalo on October 4, 1985
DAHLQUIST, Chris—signed as a free agent in May, 1985
DANIELS, Jeff—Pittsburgh's 6th round draft choice, 109th overall, 1986 Entry Draft
DRULIA, Stan—Pittsburgh's 11th round draft choice, 214th overall, 1986 Entry Draft
ERREY, Bob—Pittsburgh's 1st round draft choice, 15th overall, 1983 Entry Draft
FRAWLEY, Dan—claimed in Waiver Draft from Chicago on October 7, 1985
GIFFIN, Lee—Pittsburgh's 2nd round draft choice, 23rd overall, 1985 Entry Draft
GOERTZ, Dave—Pittsburgh's 12th round draft choice, 212th overall, 1983 Entry Draft
GOTAAS, Steve—Pittsburgh's 5th round draft choice, 86th overall, 1985 Entry Draft
GRUHL, Scott—invited to camp as a try-out
GUENETTE, Steve—signed as a free agent on April 6, 1986
HANNAN, Dave—Pittsburgh's 10th round draft choice, 196th overall, 1981 Entry Draft
HILLIER, Randy—acquired via trade with Boston on October 11, 1984
HOBSON, Doug—Pittsburgh's 7th round draft choice, 130th overall, 1986 Entry Draft
JOHNSON, Jim—signed as a free agent in June, 1985
JOHNSON, Scott—signed as a free agent on July 3, 1986
JOSEPH, Chris—Pittsburgh's 1st round draft choice, 5th overall, 1987 Entry Draft
KACHOWSKI, Mark—signed as a free agent on August 31, 1987
KONTOS, Chris—acquired via trade with NY Rangers on January 21, 1987
KURKINEN, Risto—Pittsburgh's 4th round draft choice, 68th overall, 1987 Entry Draft
LEACH, Jamie—Pittsburgh's 3rd round draft choice, 47th overall, 1987 Entry Draft
LEMIEUX, Mario—Pittsburgh's 1st round draft choice, 1st overall, 1984 Entry Draft
LONEY, Troy—Pittsburgh's 3rd round draft choice, 52nd overall, 1982 Entry Draft
MANN, Jim—signed as a free agent on June 15, 1987
MANHA, Moe—acquired via trade with Winnipeg on March 6, 1984
MATHIASSEN, Dwight—signed as a free agent on March 31, 1986
MAYER, Pat—signed as a free agent on July 10, 1987
MCLLWAIN, Dave—Pittsburgh's 9th round draft choice, 172nd overall, 1986 Entry Draft
MELOCHE, Gilles—acquired via trade with Edmonton on September 11, 1985
MICHAYLUK, Dave—invited to camp as a try-out
MOKOSAK, Carl—signed as a free agent on July 23, 1986
MULVENNA, Glenn—invited to camp as a try-out
PAEK, Jim—Pittsburgh's 9th round draft choice, 170th overall, 1985 Entry Draft
PAIEMENT, Wilf—signed as a free agent on July 7, 1987
PIETRANGELÒ, Frank—Pittsburgh's 4th round draft choice, 64th overall, 1983 Entry Draft
QUINN, Dan—acquired via trade with Calgary on November 12, 1986
RIGGIN, Pat—acquired via trade with Boston on February 6, 1987
ROWE, Mike—Pittsburgh's 3rd round draft choice, 59th overall, 1983 Entry Draft
SCHMIDT, Norm—Pittsburgh's 4th round draft choice, 70th overall, 1981 Entry Draft
SIMPSON, Craig—Pittsburgh's 1st round draft choice, 2nd overall, 1985 Entry Draft
SIREN, Ville—acquired via trade with Hartford on November 16, 1984
TABARACCI, Richard—Pittsburgh's 2nd round draft choice, 26th overall, 1987 Entry Draft
TAYLOR, Randy—Pittsburgh's 2nd choice in NHL Supplemental Draft, September 17, 1986
TEEVEENS, Mark—Pittsburgh's 4th round draft choice, 64th overall, 1984 Entry Draft
VOLHOFFER, Troy—signed as a free agent on December 9, 1986
WAYER, Jeff—Pittsburgh's 5th round draft choice, 89th overall, 1987 Entry Draft
WILSON, Mitch—signed as a free agent on July 24, 1986
WILSON, Rob—Pittsburgh's 12th round draft choice, 235th overall, 1986 Entry Draft
YOUNG, Warren—signed as a free agent on September 9, 1987
ZALAPSKI, Zarley—Pittsburgh's 1st round draft choice, 4th overall, 1986 Entry Draft



1986-87
PITTSBURGH
BOSTON

GP	W	L	T	PTS	GF	GA	PPG	SHG	PEN	PIM
3	1	2	0	2	9	11	2-11	0	19	63
3	2	1	0	4	11	9	3-11	0	18	53

AT PITTSBURGH (1-0-0)
Nov. 12 Boston 1 (Riggin) at PITTSBURGH 2 (MELOCHE)
Jan. 17 Pittsburgh 2 (Romano) at BOSTON 4 (RANFORD)
Feb. 5 Pittsburgh 5 (Meloche) at BOSTON 6 (RANFORD)

GOALS & SHOTS BY PERIODS:

	1ST	2ND	3RD	OVT	TOTAL
PITTSBURGH	3-32	4-37	2-28	***	9-97
BOSTON	3-28	3-35	5-23	***	11-86

PITTSBURGH	GP	G	A	PTS	PIM	SOG	BOSTON	GP	G	A	PTS	PIM	SOG
Lemieux	2	3	2	5	2	6	Bourque	3	0	6	6	0	17
Ruskowski	3	0	4	4	10	4	Neely	2	1	2	3	2	10
Hannan	1	2	0	2	0	3	McCarthy	3	1	2	3	0	6
Quinn	2	1	1	2	0	7	Middleton	3	1	2	3	0	6
Hillier	3	1	1	2	5	4	Simmer	3	1	2	3	6	5
Simpson	3	1	1	2	2	6	Markwart	3	2	0	2	2	4
Chabot	3	0	2	2	0	4	Crowder	1	1	1	2	5	3
Frawley	3	1	0	1	17	5	Courtinall	2	0	2	2	2	4
Bodger	3	0	1	1	0	10	Linselman	2	0	2	2	2	0
Buskas	3	0	1	1	6	2	Johnston	3	0	2	2	0	7
Errey	3	0	1	1	0	8	Boutilier	2	1	0	1	2	1
Johnson	3	0	1	1	2	1	Gradin	2	1	0	1	0	1
Mantha	3	0	1	1	0	9	Kasper	3	1	0	1	4	3
Siren	3	0	1	1	2	3	Larson	3	1	0	1	0	7
Duguay	1	0	0	0	0	0	Byers	1	0	0	0	0	1
Giffin	1	0	0	0	0	0	Nienhuis	1	0	0	0	0	1
Kontos	1	0	0	0	0	0	Riggin	1	0	0	0	0	0
Loney	1	0	0	0	0	3	Sweeney	1	0	0	0	2	0
McGeough	1	0	0	0	0	0	Thelin	1	0	0	0	0	0
Romano	1	0	0	0	5	2	Ranfard	2	0	0	0	0	0
Young	1	0	0	0	4	4	Simonetti	2	0	0	0	0	1
Bourque	2	0	0	0	4	4	Foster	3	0	0	0	0	0
LaVallee	2	0	0	0	0	5	Milbury	3	0	0	0	2	2
Meloche	2	0	0	0	0	0	Miller	3	0	0	0	17	4
Cunneynworth	3	0	0	0	5	5	Pederson	3	0	0	0	5	1
Lindstrom	3	0	0	0	0	2	Bench						
TOTAL	3	(9-17-26)			63	97	TOTAL	3	(11-21-32)			53	86

GOALTENDERS

	GP	MP	GF	GA	ENG	SO	AVG	SAVES	SPCT.	W-L-T
Meloche (P)	2	120	7	7	0	0	3.50	48	.873	1-1-0
Romano (P)	1	60	2	4	0	0	4.00	27	.871	0-1-0
PITTSBURGH TOTAL	3	180	9	11	0	0	3.67	75	.872	1-2-0
Riggin (B)	1	60	1	2	0	0	2.00	31	.939	0-1-0
Ranfard (B)	2	120	10	7	0	0	3.50	57	.891	2-0-0
BOSTON TOTAL	3	180	11	9	0	0	3.00	88	.907	2-1-0

POWER PLAY GOALS: PITTSBURGH (2 for 11) - Lemieux & Quinn
BOSTON: (3 for 11) - Boutilier, Larson & Middleton

BOSTON BRUINS	GP	W	L	T	PTS	GF	GA
Pittsburgh Home	44	12	23	9	33	132	174
Pittsburgh Away	44	5	35	4	14	120	211
1967-1987 TOTAL	88	17	58	13	47	252	385

LAST WIN BY:
PITTSBURGH at Home: November 12, 1986 (2-1) (0-0-0 since last win)
PITTSBURGH on Road: March 9, 1985 (6-5 OT) (0-3-0 since last win)
BOSTON at Home: February 5, 1987 (6-5) (0-0-0 since last win)
BOSTON on Road: March 12, 1986 (5-2) (0-1-0 since last win)



AT BOSTON (0-2-0)
WG - Hannan
WG - McCarthy
WG - Crowder



1986-87
PITTSBURGH
BUFFALO

GP	W	L	T	PTS	GF	GA	PPG	SHG	PEN	PIM
3	2	0	1	5	15	10	5-19	0	27	85
3	0	2	1	1	10	15	0-11	1	33	100

AT PITTSBURGH (1-0-0)
Oct. 17 PITTSBURGH 7 (ROMANO) at BUFFALO 3 (Barrasso)
Oct. 22 Buffalo 4 (Cloutier) at PITTSBURGH 5 (ROMANO)
Dec. 26 Pittsburgh 3 (Meloche) at Buffalo 3 (Cloutier)
*Randy Cunneynworth scored at 2:30 of overtime on October 22

AT BUFFALO (1-0-1)
WG - Simpson
WG - Cunneynworth

GOALS & SHOTS BY PERIODS:

	1ST	2ND	3RD	OVT	TOTAL
PITTSBURGH	4-30	6-29	4-30	1-2	15-91
BUFFALO	2-29	5-44	3-37	0-4	10-114

PITTSBURGH	GP	G	A	PTS	PIM	SOG	BUFFALO	GP	G	A	PTS	PIM	SOG
Ruskowski	3	1	7	8	11	3	Perreault	2	2	1	3	0	5
Lemieux	2	5	2	7	6	13	Korn	2	1	1	2	0	3
Simpson	3	3	2	5	0	6	Lacombe	2	1	1	2	0	4
LaVallee	2	1	2	3	0	6	Ruff	3	1	1	2	4	9
Cunneynworth	3	1	2	3	4	6	Ruutu	3	1	1	2	2	8
Duguay	2	0	2	2	15	2	Cyr	3	0	2	2	6	5
Mantha	2	0	2	2	6	9	Paement	3	0	2	2	4	10
Young	2	0	2	2	9	2	Ramsey	3	0	2	2	11	9
Quinn	1	1	0	1	0	2	Tucker	3	0	2	2	0	3
Staslodell	2	1	0	1	0	2	Andreychuk	2	1	0	1	0	7
Buskas	3	1	0	1	6	1	Hartman	2	1	0	1	15	5
Chabot	3	1	0	1	0	6	Orlando	2	1	0	1	2	4
Lindstrom	1	0	1	1	0	2	Foligno	3	1	0	1	7	13
Mathiasen	1	0	1	1	0	1	Smith	2	0	1	1	0	5
Meloche	1	0	0	0	0	0	Housley	3	0	1	1	0	5
Bodger	2	0	1	1	0	5	Barrasso	1	0	0	0	0	0
Bullard	2	0	1	1	0	5	Brydges	1	0	0	0	0	2
Errey	3	0	1	1	0	0	Creighton	1	0	0	0	0	1
Frawley	3	0	1	1	7	4	Dykstra	1	0	0	0	7	3
Hannan	3	0	1	1	5	5	Gillies	1	0	0	0	6	1
Siren	3	0	1	1	0	4	Hajt	1	0	0	0	0	0
Charlesworth	1	0	0	0	0	0	Halkidis	1	0	0	0	6	1
Dahlquist	1	0	0	0	2	0	Krupp	1	0	0	0	0	0
Romano	2	0	0	0	0	0	Kurvers	1	0	0	0	0	0
Hillier	3	0	0	0	12	2	Parker	1	0	0	0	0	2
Johnson	3	0	0	0	2	5	Priestlay	1	0	0	0	2	3
							Reekie	1	0	0	0	2	2
							Russell	1	0	0	0	0	0
							Arniel	2	0	0	0	2	3
							Cloutier	2	0	0	0	0	0
							Hofford	2	0	0	0	22	1
							Bench						2
TOTAL	3	(15-29-44)			85	91	TOTAL	3	(10-15-25)			100	114

GOALTENDERS

	GP	MP	GF	GA	ENG	SO	AVG	SAVES	SPCT.	W-L-T
Meloche (P)	1	65	3	3	0	0	2.77	42	.933	0-0-1
Romano (P)	2	123	12	7	0	0	3.41	62	.899	2-0-0
PITTSBURGH TOTAL	3	188	15	10	0	0	3.19	104	.912	2-0-1
Cloutier (B)	2	128	7	8	0	0	3.75	50	.862	0-1-1
Barrasso (B)	1	60	3	7	0	0	7.00	26	.788	0-1-0
BUFFALO TOTAL	3	188	10	15	0	0	4.79	76	.835	0-2-1

POWER PLAY GOALS: PITTSBURGH (5 for 19) - Lemieux (3), Simpson & LaVallee
BUFFALO (0 for 11) - None

SHORTHANDED GOALS: BUFFALO (1) - Ruff

BUFFALO SABRES	GP	W	L	T	PTS	GF	GA
Pittsburgh Home	38	12	12	12	36	130	132
Pittsburgh Away	38	5	19	12	22	93	162
1970-1987 TOTAL	72	17	31	24	58	223	294

LAST WIN BY:
PITTSBURGH at Home: October 22, 1986 (5-4 OT) (0-0-0 since last win)
PITTSBURGH on Road: October 17, 1986 (7-3) (0-0-1 since last win)
BUFFALO at Home: March 22, 1985 (3-1) (0-2-1 since last win)
BUFFALO on Road: February 8, 1984 (6-5 OT) (0-1-3 since last win)



PITTSBURGH PENGUINS



CALGARY FLAMES

1986-87	GP	W	L	T	PTS	GF	GA	PPG	SHG	PEN	PIM
PITTSBURGH	3	1	2	0	2	10	11	2-18	0	14	31
CALGARY	3	2	1	0	4	11	10	4-11	1	21	45

AT PITTSBURGH (0-2-0)

Nov. 20 PITTSBURGH 5 (MELOCHE) at Calgary 2 (Vernon)
 Dec. 10 CALGARY 6 (VERNON) at Pittsburgh 4 (Meloche)
 Feb. 17 CALGARY 3 (VERNON) at Pittsburgh 1 (Riggin)

AT CALGARY (1-0-0)

WG - Cumneyworth
 WG - Bozek
 WG - Hunter

GOALS & SHOTS BY PERIODS:

PITTSBURGH	1ST	2ND	3RD	OVT	TOTAL
PITTSBURGH	4-42	3-24	3-25	---	10-91
CALGARY	5-25	4-31	2-24	---	11-80

PITTSBURGH	GP	G	A	PTS	PIM	SOG	CALGARY	GP	G	A	PTS	PIM	SOG
Lemieux	2	2	3	5	2	10	MacInnis	3	0	4	4	10	6
Bodger	3	1	2	3	2	4	Otto	3	2	1	3	0	4
Chabot	3	1	2	3	0	4	Pepinski	3	1	2	3	2	4
Johnson	3	0	3	3	6	6	Macoun	3	0	3	3	2	3
Lindstrom	2	2	0	2	0	5	Bozek	3	2	0	2	4	9
Cunneyworth	3	2	0	2	2	11	Hunter	2	1	1	2	2	1
Hannan	2	0	2	2	2	4	Bullard	3	1	1	2	2	8
Errey	3	0	2	2	2	6	Reinhart	3	1	1	2	0	3
Duguay	1	1	0	1	0	2	Mullen	3	0	2	2	0	3
Mantha	3	1	0	1	2	9	Tonelli	3	0	2	2	4	4
Schmidt	1	0	1	1	0	2	Berezan	1	1	0	1	0	5
Frawley	3	0	1	1	4	1	Loob	3	1	0	1	0	3
Simpson	3	0	1	1	0	2	Wilson	3	1	0	1	2	11
Siren	3	0	1	1	0	4	McDonald	2	0	1	1	0	0
Bourque	1	0	0	0	0	1	Suter	2	0	1	1	2	0
Blaisdell	1	0	0	0	0	0	Baxter	1	0	0	0	2	0
Dahlquist	1	0	0	0	0	1	Degray	1	0	0	0	0	2
Hillier	1	0	0	0	0	1	Engblom	1	0	0	0	0	2
Kontos	1	0	0	0	0	1	Fotiu	1	0	0	0	2	0
LaVallee	1	0	0	0	0	4	Guy	1	0	0	0	0	0
Lemieux, A.	1	0	0	0	0	0	Hull	1	0	0	0	0	0
McGeough	1	0	0	0	0	2	Roberts	1	0	0	0	0	0
Riggin	1	0	0	0	0	0	Bradley	2	0	0	0	0	3
Schofield	1	0	0	0	0	0	Sheehy	2	0	0	0	11	6
Buskas	2	0	0	0	2	6	Patterson	3	0	0	0	0	3
Meloche	2	0	0	0	0	0	Vernon	3	0	0	0	0	0
Young	2	0	0	0	5	1							
Quinn	3	0	0	0	2	2							
Ruskowski	3	0	0	0	0	2							
TOTAL	3	(10-18-28)	31	91			TOTAL	3	(11-19-30)	45	80		

GOALTENDERS	GP	MP	GF	GA	ENG	SO	AVG	SAVES	SPCT.	W-L-T
Riggin (P)	1	60	1	3	0	0	3.00	17	.850	0-1-0
Meloche (P)	2	120	9	8	0	0	4.00	52	.867	1-1-0
PITTSBURGH TOTAL	3	180	10	11	0	0	3.67	69	.863	1-2-0
Vernon (C)	3	180	11	10	0	0	3.33	81	.890	2-1-0
CALGARY TOTAL	3	180	11	10	0	0	3.33	81	.890	2-1-0

POWER PLAY GOALS: PITTSBURGH (2 for 18) - Mantha & Lemieux
 CALGARY (4 for 11) - Bullard, Reinhart, Loob & Wilson

SHORTHANDED GOAL: CALGARY (1) - Berezan

CALGARY FLAMES	GP	W	L	T	PTS	GF	GA
Pittsburgh Home	25	12	9	8	32	102	103
Pittsburgh Away	28	8	16	6	18	76	111
1972-1987 TOTAL	57	18	25	14	50	178	214

LAST WIN BY:
 PITTSBURGH at Home: December 17, 1985 (4-3) (0-2-0 since last win)
 PITTSBURGH on Road: November 20, 1986 (5-2) (0-0-0 since last win)
 CALGARY at Home: March 4, 1986 (6-3) (0-1-0 since last win)
 CALGARY on Road: February 17, 1987 (3-1) (0-0-0 since last win)



PITTSBURGH PENGUINS



CHICAGO BLACKHAWKS

1986-87	GP	W	L	T	PTS	GF	GA	PPG	SHG	PEN	PIM
PITTSBURGH	3	2	1	0	4	9	4	2-18	0	23	68
CHICAGO	3	1	2	0	2	4	9	1-14	0	26	80

AT PITTSBURGH (1-1-0)

Oct. 12 PITTSBURGH 4 (ROMANO) at Chicago 1 (Bannerman)
 Feb. 7 Chicago 1 (Savoe) at PITTSBURGH 4 (MELOCHE)
 Feb. 28 CHICAGO 2 (BANNERMAN) at Pittsburgh 1 (Meloche)

AT CHICAGO (1-0-0)

WG - Lemieux
 WG - Simpson
 WG - Presley

GOALS & SHOTS BY PERIODS:

PITTSBURGH	1ST	2ND	3RD	OVT	TOTAL
PITTSBURGH	2-17	4-30	3-34	---	9-81
CHICAGO	0-41	1-25	3-30	---	4-96

PITTSBURGH	GP	G	A	PTS	PIM	SOG	CHICAGO	GP	G	A	PTS	PIM	SOG
Lemieux	3	1	4	5	4	12	Larmer	3	0	3	3	2	8
Simpson	3	3	0	3	0	10	Secord	3	1	1	2	5	11
Young	3	1	2	3	2	3	Watson	2	1	0	1	0	5
Bodger	3	2	0	2	0	11	Presley	3	1	0	1	2	2
Johnson	3	1	1	2	6	4	D. Wilson	3	1	0	1	2	17
Frawley	3	1	0	1	0	5	Stapleton	2	0	1	1	2	5
Bullard	1	0	1	1	0	3	Bergevin	3	0	1	1	6	1
Duguay	1	0	1	1	0	1	B. Murray	3	0	1	1	5	2
Loney	1	0	1	1	0	2	Savard	3	0	1	1	15	13
Quinn	2	0	1	1	0	1	Ludzik	1	0	0	0	0	1
Chabot	3	0	1	1	0	3	Manson	1	0	0	0	0	1
Lindstrom	3	0	1	1	0	3	Sauve	1	0	0	0	0	0
Siren	3	0	1	1	4	4	Sutter	1	0	0	0	0	1
Bourque	1	0	0	0	0	2	Bannerman	2	0	0	0	0	0
Giffin	1	0	0	0	0	0	Donnelly	2	0	0	0	0	0
Hannan	1	0	0	0	0	0	LaVarre	2	0	0	0	0	1
Romano	1	0	0	0	0	0	O'Callahan	2	0	0	0	4	3
Ruskowski	1	0	0	0	0	0	Sanipass	2	0	0	0	2	3
Schofield	1	0	0	0	5	0	Brown	3	0	0	0	10	3
Wilson	1	0	0	0	15	0	Fraser	3	0	0	0	4	5
Kontos	2	0	0	0	0	1	T. Murray	3	0	0	0	2	5
Mantha	2	0	0	0	2	4	Nylund	3	0	0	0	0	8
Meloche	2	0	0	0	0	0	Olczyk	3	0	0	0	17	3
Buskas	3	0	0	0	12	4	Presion	3	0	0	0	0	0
Cunneyworth	3	0	0	0	2	1	Bench					2	
Errey	3	0	0	0	10	6							
Hillier	3	0	0	0	6	1							
TOTAL	3	(9-14-23)	68	81			TOTAL	3	(4-8-12)	80	96		

GOALTENDERS	GP	MP	GF	GA	ENG	SO	AVG	SAVES	SPCT.	W-L-T
Romano (P)	1	60	4	1	0	0	1.00	39	.975	1-0-0
Meloche (P)	2	120	5	3	0	0	1.50	53	.946	1-1-0
PITTSBURGH TOTAL	3	180	9	4	0	0	1.33	92	.958	2-1-0
Bannerman (C)	2	120	3	5	0	0	2.50	51	.911	1-1-0
Sauve (C)	1	60	1	4	0	0	4.00	21	.840	0-2-0
CHICAGO TOTAL	3	180	4	9	0	0	3.00	72	.889	1-2-0

POWER PLAY GOALS: PITTSBURGH (2 for 18) - Bodger (2)
 CHICAGO (1 for 14) - Secord

CHICAGO BLACKHAWKS	GP	W	L	T	PTS	GF	GA
Pittsburgh Home	42	19	19	4	42	141	133
Pittsburgh Away	43	5	29	9	19	110	178
1967-1987 TOTAL	85	24	48	13	61	251	311

LAST WIN BY:
 PITTSBURGH at Home: February 7, 1987 (4-1) (0-1-0 since last win)
 PITTSBURGH on Road: October 12, 1986 (4-1) (0-0-0 since last win)
 CHICAGO at Home: January 1, 1986 (7-4) (0-1-0 since last win)
 CHICAGO on Road: February 28, 1987 (2-1) (0-0-0 since last win)



1986-87	GP	W	L	T	PTS	GF	GA	PPG	SHG	PEN	PIM
PITTSBURGH	3	1	2	0	2	5	6	1-10	1	11	28
DETROIT	3	2	1	0	4	6	5	1-6	0	16	46

AT PITTSBURGH (1-1-0)

Nov. 9 Pittsburgh 1 (Romano) at DETROIT 2 (ST. LAURENT)
 Jan. 18 DETROIT 1 (HANLON) at Pittsburgh 0 (Meloche)
 Apr. 4 Detroit 3 (Hanlon) at PITTSBURGH 4 (RIGGIN)

*Lemieux scored at 1:25 of overtime on April 4

AT DETROIT (0-1-0)

WG - Klima
 WG - Barr
 WG - Lemieux*

GOALS & SHOTS BY PERIODS:

PITTSBURGH	1ST	2ND	3RD	OVT	TOTAL
PITTSBURGH	1-27	0-24	3-33	1-2	5-86
DETROIT	2-25	2-21	2-23	0-1	6-70

PITTSBURGH	GP	G	A	PTS	PIM	SOG	DETROIT	GP	G	A	PTS	PIM	SOG
Bodger	2	1	1	2	0	4	Ashton	2	2	0	2	0	8
Lemieux	2	1	1	2	0	8	Barr	2	2	0	2	0	3
Quinn	2	1	1	2	0	7	Burr	3	0	2	2	4	4
Cunneyworth	3	1	0	1	0	9	Ogrodnick	1	1	0	1	0	1
Ruskowski	3	1	0	1	5	3	Klima	3	1	0	1	0	11
Bullard	1	0	1	1	2	0	Norwood	2	0	1	1	4	4
LaVallee	2	0	1	1	0	5	Probert	2	0	1	1	0	0
Hillier	3	0	1	1	4	1	Veitch	2	0	1	1	0	2
Bourque	1	0	0	0	0	1	Yzerman	3	0	1	1	0	3
Dahlquist	1	0	0	0	0	2	Bridgman	1	0	0	0	0	1
Kontos	1	0	0	0	0	0	Halward	1	0	0	0	0	3
Loney	1	0	0	0	0	4	Johnstone	1	0	0	0	0	0
McGeough	1	0	0	0	0	3	Kumpel	1	0	0	0	0	0
Meloche	1	0	0	0	0	0	Ladouceur	1	0	0	0	0	0
Riggin	1	0	0	0	0	0	Lamb	1	0	0	0	0	0
Romano	1	0	0	0	0	0	McRae	1	0	0	0	15	1
Schmidt	1	0	0	0	0	0	St. Laurent	1	0	0	0	0	0
Schofield	1	0	0	0	4	0	Shedden	1	0	0	0	0	1
Young	1	0	0	0	0	3	Zombo	1	0	0	0	2	0
Duguay	2	0	0	0	0	2	Chiasson	2	0	0	0	0	0
Errey	2	0	0	0	2	3	Delorme	2	0	0	0	4	0
Hannan	2	0	0	0	2	1	Hanlon	2	0	0	0	2	0
Mantha	2	0	0	0	2	4	Lewis	2	0	0	0	0	3
Siren	2	0	0	0	0	1	Seiling	2	0	0	0	0	2
Buskas	3	0	0	0	0	5	Snepsis	2	0	0	0	0	2
Chabot	3	0	0	0	0	0	Gallant	3	0	0	0	7	6
Frawley	3	0	0	0	7	3	Higgins	3	0	0	0	2	6
Johnson	3	0	0	0	0	1	Kocur	3	0	0	0	2	1
Lindstrom	3	0	0	0	0	7	Oates	3	0	0	0	2	3
Simpson	3	0	0	0	0	9	O'Connell	3	0	0	0	2	5
TOTAL	3	5	6	11	28	86	TOTAL	3	6	6	12	46	70

GOALTENDERS

GP	MP	GF	GA	ENG	SO	AVG	SAVES	SPCT.	W-L-T
Meloche (P)	1	60	0	1	0	0	1.00	.30	.968 0-1-0
Romano (P)	1	60	1	2	0	0	2.00	.15	.882 0-1-0
Riggin (P)	1	61	4	3	0	0	2.95	.19	.864 1-0-0
PITTSBURGH TOTAL	3	181	5	6	0	0	1.99	.64	.914 1-2-0
St. Laurent (D)	1	60	2	1	0	0	1.00	.15	.938 1-0-0
Hanlon (D)	2	121	4	4	0	1	1.98	.66	.943 1-1-0
DETROIT TOTAL	3	181	6	5	1	1	1.65	.81	.942 2-1-0

POWER PLAY GOALS: PITTSBURGH (1 for 10) - Cunneyworth
 DETROIT (1 for 6) - Barr

SHORTHANDED GOAL: PITTSBURGH (1) - Quinn

DETROIT RED WINGS	GP	W	L	T	PTS	GF	GA
Pittsburgh Home	48	32	13	3	67	204	140
Pittsburgh Away	48	8	32	8	24	124	186
1987-1988 TOTAL	96	40	45	11	91	328	326

LAST WIN BY:

PITTSBURGH at Home:
 Pittsburgh on Road:
 DETROIT at Home:
 DETROIT on Road:

April 4, 1987 (4-3 OT) (0-0-0 since last win)
 February 21, 1986 (7-3) (0-1-0 since last win)
 November 9, 1986 (2-1) (0-0-0 since last win)
 January 18, 1987 (1-0) (0-1-0 since last win)



1986-87	GP	W	L	T	PTS	GF	GA	PPG	SHG	PEN	PIM
PITTSBURGH	3	1	2	0	2	9	10	1-16	0	19	57
EDMONTON	3	2	1	0	4	10	9	2-11	1	25	77

AT PITTSBURGH (1-1-0)

Dec. 5 EDMONTON 4 (MOOG) at Pittsburgh 2 (Meloche)
 Jan. 24 Pittsburgh 2 (Meloche) at EDMONTON 4 (MOOG)
 Feb. 24 Edmonton 2 (Moog) at PITTSBURGH 5 (RIGGIN)

AT EDMONTON (0-1-0)

WG - Tikkanen
 WG - Kurri
 WG - Young

GOALS & SHOTS BY PERIODS:

PITTSBURGH	1ST	2ND	3RD	OVT	TOTAL
PITTSBURGH	1-27	4-28	1-22	---	9-80
EDMONTON	4-28	6-33	3-20	---	10-80

PITTSBURGH	GP	G	A	PTS	PIM	SOG	EDMONTON	GP	G	A	PTS	PIM	SOG
Young	2	2	1	3	0	4	Gretzky	3	1	7	8	4	11
Simpson	3	2	1	3	2	6	Anderson	3	3	2	5	4	9
Siren	3	1	2	3	2	7	Messier	3	1	2	3	2	5
Chabot	3	1	1	2	0	5	Gregg	3	0	3	3	0	2
Mantha	2	0	2	2	0	0	Krusheynyski	3	0	2	2	0	1
Cunneyworth	3	0	2	2	0	5	Kurri	3	2	0	2	0	14
Quinn	3	0	2	2	2	7	Coffey	1	1	0	1	0	3
Duguay	1	1	0	1	0	2	Graves	1	1	0	1	0	2
Errey	3	1	0	1	2	6	Tikkanen	3	1	0	1	6	5
Frawley	3	1	0	1	10	4	Smith	2	0	1	1	6	4
Blaissell	1	0	1	1	0	3	Lowe	3	0	1	1	12	1
Kontos	2	0	1	1	0	0	MacTavish	3	0	1	1	0	7
Lindstrom	2	0	1	1	0	4	Napier	3	0	1	1	0	4
Johnson	3	0	1	1	8	2	McSorley	1	0	0	0	0	0
Lemieux	3	0	1	1	0	5	Kulak	2	0	0	0	2	1
Bourque	1	0	0	0	0	0	Summanen	2	0	0	0	0	0
Buskas	1	0	0	0	2	3	Beukeboom	3	0	0	0	11	1
Dahlquist	1	0	0	0	2	1	Huddy	3	0	0	0	0	3
Giffin	1	0	0	0	0	0	Hunter	3	0	0	0	4	4
McGeough	1	0	0	0	2	1	McClelland	3	0	0	0	14	2
Riggin	1	0	0	0	0	0	Moog	3	0	0	0	0	0
Rowe	1	0	0	0	0	1	Muni	3	0	0	0	12	1
Ruskowski	1	0	0	0	4	3							
Wilson	1	0	0	0	0	0							
Hannan	2	0	0	0	0	3							
Hillier	2	0	0	0	9	2							
Meloche	2	0	0	0	10	0							
Schofield	2	0	0	0	2	0							
Bodger	3	0	0	0	0	4							
TOTAL	3	9	16	25	57	80	TOTAL	3	10	20	30	77	80

GOALTENDERS

GP	MP	GF	GA	ENG	SO	AVG	SAVES	SPCT.	W-L-T
Riggin (P)	1	60	5	2	0	0	2.00	.20	.909 1-0-0
Meloche (P)	2	120	4	7	1	0	3.50	.50	.877 0-2-0
PITTSBURGH TOTAL	3	180	9	10	0	0	3.33	.70	.875 1-2-0
Moog (E)	3	180	10	9	0	0	3.00	.71	.888 2-1-0
EDMONTON TOTAL	3	180	10	9	0	0	3.00	.71	.888 2-1-0

POWER PLAY GOALS: PITTSBURGH (1 for 16) - Young
 EDMONTON (2 for 11) - Coffey & Messier

SHORTHANDED GOAL: EDMONTON (1) - Gretzky

EDMONTON OILERS	GP	W	L	T	PTS	GF	GA
Pittsburgh Home	13	5	7	1	11	47	65
Pittsburgh Away	13	1	11	1	3	45	82
1979-1987 TOTAL	26	6	18	2	14	92	147

LAST WIN BY:

PITTSBURGH at Home:
 Pittsburgh on Road:
 EDMONTON at Home:
 EDMONTON on Road:

February 24, 1987 (5-2) (0-0-0 since last win)
 January 22, 1986 (7-4) (0-2-0 since last win)
 January 24, 1987 (4-2) (0-0-0 since last win)
 December 5, 1986 (4-2) (0-1-0 since last win)



1986-87	GP	W	L	T	PTS	GF	GA	PPG	SHG	PEN	PIM
PITTSBURGH	3	0	3	0	0	12	18	3-11	1	18	45
HARTFORD	3	3	0	0	6	18	12	3-12	0	19	44

AT PITTSBURGH (0-1-0)

Oct. 28 Pittsburgh 2 (Romano) at HARTFORD 5 (LIUT)
 Feb. 1 HARTFORD 8 (LIUT) at Pgh. 6 (Meloche/GUENETTE)
 Mar. 28 Pittsburgh 4 (RIGGIN/Meloche) at HARTFORD 5 (LIUT)
 Guenette replaced Meloche at 7:06 on February 1
 Meloche replaced Riffin at 40:00 on March 28

AT HARTFORD (0-2-0)

WG - Robertson
 WG - Tippett
 WG - Francis

GOALS & SHOTS BY PERIODS:

	1ST	2ND	3RD	OVT	TOTAL
PITTSBURGH	3-29	6-32	3-21	***	12-82
HARTFORD	5-27	7-28	6-31	***	18-86

PITTSBURGH	GP	G	A	PTS	PIM	SOG	HARTFORD	GP	G	A	PTS	PIM	SOG
Lemieux	3	5	0	5	2	11	Ferraro	3	4	3	7	2	8
Quinn	2	3	2	5	0	9	Dineen	3	2	5	7	4	9
Cunneynworth	3	1	2	3	0	6	Francis	3	2	3	5	0	5
Frawley	3	1	2	3	7	4	Anderson	3	2	2	4	0	11
Errey	2	1	1	2	2	3	Samuelson	3	0	4	4	8	2
Schofield	1	0	2	2	0	0	Turgeon	2	3	0	3	6	13
Bodger	3	0	2	2	0	7	Kleimendorst	3	1	2	3	13	3
Ruskowski	3	0	2	2	2	1	Jarvis	3	1	1	2	2	6
Simpson	3	0	2	2	4	4	Murzyn	3	0	2	2	2	6
Lindstrom	2	1	0	1	0	3	Evason	3	0	2	2	0	1
Chabot	3	0	1	1	0	3	Robertson	1	1	0	1	0	1
Blaisdell	1	0	0	0	0	1	Lawless	2	1	0	1	0	3
Bourque	1	0	0	0	5	0	Tippett	3	1	0	1	0	7
Bullard	1	0	0	0	0	3	Barr	1	0	1	1	0	0
Duguay	1	0	0	0	0	3	Churla	1	0	1	1	0	0
Guenette	1	0	0	0	0	0	Gavin	3	0	1	1	0	6
Kontos	1	0	0	0	0	0	MacDermid	3	0	1	1	2	0
Loney	1	0	0	0	2	1	D. Babych	1	0	0	0	0	2
Mathiasen	1	0	0	0	0	0	Cote	2	0	0	0	0	0
Mokosak	1	0	0	0	0	0	Ladouceur	2	0	0	0	0	0
Riffin	1	0	0	0	0	0	McEwen	2	0	0	0	0	1
Romano	1	0	0	0	0	0	Quenneville	2	0	0	0	0	1
Schmid	1	0	0	0	0	3	Semenko	2	0	0	0	5	0
Hannan	2	0	0	0	0	3	Liut	3	0	0	0	0	0
Mantha	2	0	0	0	0	5							
Meloche	2	0	0	0	0	0							
Siren	2	0	0	0	2	0							
Young	2	0	0	0	2	1							
Buskas	3	0	0	0	5	9							
Hillier	3	0	0	0	5	1							
Johnson	3	0	0	0	2	1							
Bench						4							
TOTAL	3	(12-16-28)	45	82			TOTAL	3	(18-28-46)	44	86		

GOALTENDERS

	GP	MP	GF	GA	ENG	SO	AVG	SAVES	SRCT.	W-L-T
Guenette (P)	1	53	5	4	1	0	4.53	22	.846	0-1-0
Romano (P)	1	60	2	5	0	0	5.00	24	.828	0-1-0
Meloche (P)	2	27	1	3	0	0	6.67	12	.800	0-0-0
Riffin (P)	1	40	4	5	0	0	7.50	10	.667	0-1-0
PITTSBURGH TOTAL	3	180	12	18	0	0	6.00	68	.791	0-3-0
Liut (H)	3	180	18	12	0	0	4.00	70	.854	3-0-0
HARTFORD TOTAL	3	180	18	12	0	0	4.00	70	.854	3-0-0

POWER PLAY GOALS:

PITTSBURGH (3 for 11) - Quinn (2) & Lemieux
 HARTFORD (3 for 12) - Ferraro, Francis & Lawless

SHORTHANDED GOAL:

PITTSBURGH (1) - Errey

HARTFORD WHALERS

	GP	W	L	T	PTS	GF	GA
Pittsburgh Home	13	7	4	2	16	58	45
Pittsburgh Away	13	5	8	0	10	54	65
1979-1987 TOTAL	26	12	12	2	26	112	110

LAST WIN BY:

PITTSBURGH at Home: March 1, 1986 (5-1) (0-1-0 since last win)
 PITTSBURGH on Road: March 17, 1984 (4-2) (0-5-0 since last win)
 HARTFORD at Home: March 28, 1987 (5-4) (0-0-0 since last win)
 HARTFORD on Road: February 1, 1987 (8-6) (0-0-0 since last win)



1986-87	GP	W	L	T	PTS	GF	GA	PPG	SHG	PEN	PJM
PITTSBURGH	3	1	2	0	2	9	16	1-18	0	24	62
LOS ANGELES	3	2	1	0	4	16	9	1-14	0	28	70

AT PITTSBURGH (1-0-0)

Oct. 14 Los Angeles 3 (Melanson) at PGH. 4 (ROMANO) WG - Lemieux*
 Dec. 17 Pittsburgh 0 (Romano) at LOS ANGELES 3 (ELIOT) WG - Taylor
 Jan. 21 Pgh. 5 (Meloche/ROMANO) at LA 10 (MELANSON) WG - Robitaille
 *Lemieux scored at 3:40 of overtime on October 14
 Romano replaced Meloche at 25:02 on January 21

GOALS & SHOTS BY PERIODS:

	1ST	2ND	3RD	OVT	TOTAL
PITTSBURGH	3-39	1-25	4-26	1-1	9-91
LOS ANGELES	6-41	7-37	3-36	0-1	16-115

PITTSBURGH	GP	G	A	PTS	PIM	SOG	LOS ANGELES	GP	G	A	PTS	PIM	SOG
Lemieux	3	3	1	4	0	17	Fox	3	2	3	5	2	10
Quinn	2	2	1	3	0	5	McKenna	2	2	2	4	0	5
Cunneynworth	3	2	1	3	2	8	Robitaille	3	1	3	4	0	9
Errey	3	1	1	2	0	7	Bourne	3	2	1	3	2	4
Simpson	3	1	1	2	2	5	Taylor	3	2	1	3	2	3
Siren	3	0	2	2	6	6	Williams	3	2	1	3	2	11
McGeough	1	0	1	1	0	1	Kennedy	2	1	2	3	7	3
Duguay	2	0	1	1	2	2	Dionne	3	1	2	3	10	14
Young	2	0	1	1	2	0	Erickson	3	1	2	3	2	11
Buskas	3	0	1	1	4	0	Nicholls	3	1	2	3	0	6
Hannan	3	0	1	1	2	2	Hardy	3	0	3	3	6	1
Johnson	3	0	1	1	2	4	Carson	3	0	2	2	2	8
Mantha	3	0	1	1	4	4	Sykes	2	0	2	2	9	0
Ruskowski	3	0	1	1	20	0	Duchasne	3	1	0	1	6	8
Bullard	1	0	0	0	0	4	Redmond	1	0	1	1	0	1
Dahlquist	1	0	0	0	0	1	Wells	3	0	1	1	12	6
Giffin	1	0	0	0	0	2	Eliot	1	0	0	0	2	0
Meloche	1	0	0	0	0	0	Guay	1	0	0	0	0	0
Frawley	2	0	0	0	14	3	Galley	2	0	0	0	0	4
Hillier	2	0	0	0	0	4	Lukowich	2	0	0	0	0	6
LaVallee	2	0	0	0	0	6	Palerson	2	0	0	0	0	1
Lindstrom	2	0	0	0	0	1	Playfair	2	0	0	0	0	1
Bodger	3	0	0	0	0	7	Melanson	2	0	0	0	0	0
Chabot	3	0	0	0	0	2	Ledyard	2	0	0	0	2	3
Romano	3	0	0	0	0	0	Bench						2
Bench						2							
TOTAL	3	(9-15-24)	62	91			TOTAL	3	(16-28-44)	70	115		

GOALTENDERS

	GP	MP	GF	GA	ENG	SO	AVG	SAVES	SPCT.	W-L-T
Romano (P)	3	159	6	12	0	0	4.53	88	.880	1-2-0
Meloche (P)	1	25	3	1	0	0	9.60	11	.733	0-0-0
PITTSBURGH TOTAL	3	184	9	16	0	0	5.22	99	.861	1-2-0
Eliot (LA)	1	60	3	0	0	1	0.00	26	1.000	1-0-0
Melanson (LA)	2	124	13	9	0	0	4.35	56	.862	1-1-0
LOS ANGELES TOTAL	3	184	16	9	1	1	2.93	82	.901	2-1-0

POWER PLAY GOALS:

PITTSBURGH (1 for 18) - Quinn
 LOS ANGELES (1 for 14) - Nicholls

PENALTY SHOT:

Dave Williams (LA) failed vs Roberto Romano (Jan. 21, 1987)

LOS ANGELES KINGS

	GP	W	L	T	PTS	GF	GA
Pittsburgh Home	54	32	16	6	70	203	161
Pittsburgh Away	53	13	32	8	34	136	194
1967-1987 TOTAL	107	45	48	14	104	339	355

LAST WIN BY:

PITTSBURGH at Home: October 14, 1986 (4-3 OT) (0-0-0 since last win)
 PITTSBURGH on Road: March 19, 1983 (7-4) (0-6-0 since last win)
 LOS ANGELES at Home: January 21, 1987 (10-5) (0-0-0 since last win)
 LOS ANGELES on Road: February 10, 1985 (4-3) (0-2-0 since last win)



1986-87	GP	W	L	T	PTS	GF	GA	PPG	SHG	PEN	PIM
PITTSBURGH	3	3	0	0	6	16	7	3-10	2	27	82
MINNESOTA	3	0	3	0	0	7	16	3-10	0	29	99

AT PITTSBURGH (1-0-0)

Nov. 8 PITTSBURGH 4 (MELOCHE) at Minnesota 2 (Sands)
 Dec. 6 Minnesota 2 (Beaupre) at PITTSBURGH 5 (MELOCHE)
 Mar. 7 PGH. 7 (MELOCHE) at Minnesota 3 (BEAUPRE/Takko)

AT MINNESOTA (2-0-0)

WG - Simpson
 WG - Lindstrom
 WG - Hannan

Takko replaced Beaupre at 10:09 on March 7th

GOALS & SHOTS BY PERIODS:

	1ST	2ND	3RD	OVT	TOTAL
PITTSBURGH	4-31	8-35	4-33	***	16-99
MINNESOTA	1-20	4-32	2-32	***	7-84

PITTSBURGH	GP	G	A	PTS	PIM	SOG	MINNESOTA	GP	G	A	PTS	PIM	SOG
Hannan	3	3	2	5	0	5	Ciccarelli	3	4	1	5	8	13
Chabot	2	3	1	4	0	4	Hartsburg	3	0	3	3	0	8
Quinn	2	1	3	4	0	2	Wilson	3	0	3	3	0	6
Lemieux	3	2	1	3	2	20	MacLellan	3	1	1	2	0	6
Cunneyworth	3	1	2	3	0	7	Roberts	3	1	1	2	0	4
Siren	3	0	3	3	2	0	Maruk	3	0	2	2	0	3
Bullard	1	1	1	2	0	7	Graham	3	1	0	1	6	6
Simpson	2	1	1	2	0	3	Brooke	2	0	1	1	6	3
Lindstrom	3	1	1	2	2	5	Acion	3	0	1	1	0	4
Mantha	2	0	2	2	0	6	Brotten	1	0	0	0	0	0
Ruskowski	3	0	2	2	8	1	Gronstrand	1	0	0	0	0	0
LaVallee	1	1	0	1	0	2	Habscheid	1	0	0	0	0	1
Loney	1	1	0	1	2	3	Lawton	1	0	0	0	2	3
Johnson	3	1	0	1	6	4	Maxwell	1	0	0	0	4	1
Kontos	1	0	1	1	0	3	McKegney	1	0	0	0	0	2
Wilson	1	0	1	1	10	0	Payne	1	0	0	0	0	2
Bodger	2	0	1	1	2	6	Pryor	1	0	0	0	0	0
Buskas	2	0	1	1	2	0	Sands	1	0	0	0	0	0
Errey	3	0	1	1	4	9	Takko	1	0	0	0	0	0
Belland	1	0	0	0	0	3	Toomey	1	0	0	0	0	2
Blaisdell	1	0	0	0	0	2	Beaupre	2	0	0	0	0	0
Dahlgquist	1	0	0	0	6	1	Bjugstad	2	0	0	0	0	5
Rowe	1	0	0	0	0	0	Nilsson	2	0	0	0	0	6
Schofield	1	0	0	0	0	0	Bellows	3	0	0	0	0	6
Duguay	2	0	0	0	0	2	DePalma	3	0	0	0	27	0
Frawley	2	0	0	0	21	1	Musul	3	0	0	0	15	2
Hillier	2	0	0	0	15	2	Plett	3	0	0	0	31	1
Young	2	0	0	0	0	1	Rouse	3	0	0	0	0	0
Meloche	3	0	0	0	0	0							
TOTAL	3	(16-24-40)	82	99			TOTAL	3	(7-13-20)	99	84		

GOALTENDERS

	GP	MP	GF	GA	ENG	SO	AVG	SAVES	SPCT.	W-L-T
Meloche (P)	3	180	16	7	0	0	2.33	77	.917	3-0-0
PITTSBURGH TOTAL	3	180	16	7	0	0	2.33	77	.917	3-0-0
Sands (M)	1	60	2	3	1	0	3.00	31	.912	0-1-0
Takko (M)	1	50	2	3	0	0	3.60	22	.880	0-0-0
Beaupre (M)	2	70	3	8	1	0	6.86	30	.789	0-2-0
MINNESOTA TOTAL	3	180	7	16	0	0	5.33	83	.838	0-3-0

POWER PLAY GOALS:

PITTSBURGH (3 for 10) - Bullard, Cunneyworth & Lemieux
 MINNESOTA (3 for 10) - Ciccarelli (2) & Graham

SHORTHANDED GOALS:

PITTSBURGH (2) - Quinn & Hannan

MINNESOTA NORTH STARS

	GP	W	L	T	PTS	GF	GA
Pittsburgh Home	47	29	13	5	63	178	122
Pittsburgh Away	47	16	27	4	36	156	181
1967-1987 TOTAL	94	45	40	9	99	334	303

LAST WIN BY:

PITTSBURGH at Home:
 PITTSBURGH on Road:
 MINNESOTA at Home:
 MINNESOTA on Road:

December 6, 1986 (5-2) (0-0-0 since last win)
 March 7, 1987 (7-3) (0-0-0 since last win)
 January 23, 1985 (4-3) (0-4-0 since last win)
 February 25, 1985 (5-4) (0-3-0 since last win)



1986-87	GP	W	L	T	PTS	GF	GA	PPG	SHG	PEN	PIM
PITTSBURGH	3	1	1	1	3	11	11	3-11	0	17	54
MONTREAL	3	1	1	1	3	11	11	2-10	0	18	56

AT PITTSBURGH (1-1-0)

Dec. 22 Pittsburgh 4 (Meloche) at Montreal 4 (Roy)
 Jan. 3 Montreal 3 (Hayward) at PITTSBURGH 6 (MELOCHE)
 Mar. 29 MONTREAL 4 (HAYWARD) at Pittsburgh 1 (Meloche)

AT MONTREAL (0-0-1)

WG - Cunneyworth
 WG - Svoboda

GOALS & SHOTS BY PERIODS:

	1ST	2ND	3RD	OVT	TOTAL
PITTSBURGH	1-27	4-27	6-36	0-1	11-91
MONTREAL	7-40	2-27	2-24	0-0	11-91

PITTSBURGH	GP	G	A	PTS	PIM	SOG	MONTREAL	GP	G	A	PTS	PIM	SOG
LaVallee	2	1	5	6	0	5	Carbonneau	3	2	1	3	2	2
Simpson	3	5	0	5	0	11	Svoboda	3	2	1	3	4	6
Cunneyworth	3	2	1	3	5	5	Naslund	3	1	2	3	0	6
Quinn	3	1	2	3	2	4	Chelios	2	0	3	3	0	6
Frawley	3	1	1	2	9	3	Gainey	3	1	1	2	0	7
Mantha	1	0	2	2	0	3	Lemieux	3	1	1	2	0	9
Bodger	3	0	2	2	6	7	Robinson	3	1	1	2	0	9
Lindstrom	3	0	2	2	0	5	Walter	3	1	1	2	0	5
Kontos	1	0	1	0	0	2	Corson	3	0	2	2	10	2
Ruskowski	3	0	1	1	0	2	Maley	1	1	0	1	2	4
Bourque	1	0	1	1	0	2	McPhee	3	1	0	1	5	9
Siren	2	0	1	1	4	1	Gingras	1	0	1	1	0	1
Chabot	3	0	1	1	0	3	Nilan	1	0	1	1	0	1
Hannan	3	0	1	1	0	5	Green	3	0	1	1	2	0
Lemieux	1	0	0	0	2	5	Lalor	3	0	1	1	6	3
Loney	1	0	0	0	0	2	Richer	3	0	1	1	2	3
Mathiasen	1	0	0	0	0	2	Smith	3	0	1	1	0	8
Schmidt	1	0	0	0	0	2	Dahlin	1	0	0	0	0	1
Schofield	1	0	0	0	7	0	Momesso	1	0	0	0	5	3
Young	1	0	0	0	0	2	Roy	1	0	0	0	0	0
Dahlgquist	2	0	0	0	0	0	Hayward	2	0	0	0	0	0
Duguay	2	0	0	0	5	3	Kordic	2	0	0	0	4	0
Errey	2	0	0	0	0	8	Ludwig	3	0	0	0	0	1
Hillier	2	0	0	0	0	3	Skrudland	3	0	0	0	10	2
Buskas	3	0	0	0	10	4							
Johnson	3	0	0	0	2	2							
Meloche	3	0	0	0	0	0							
Bench						2							
TOTAL	3	(11-20-31)	54	91			TOTAL	3	(11-19-30)	56	91		

GOALTENDERS

	GP	MP	GF	GA	ENG	SO	AVG	SAVES	SPCT.	W-L-T
Meloche (P)	3	185	11	11	0	0	3.57	80	.879	1-1-1
PITTSBURGH TOTAL	3	185	11	11	0	0	3.57	80	.879	1-1-1
Hayward (M)	2	120	7	7	0	0	3.50	55	.887	1-1-0
Roy (M)	1	65	4	4	0	0	3.69	25	.862	0-0-1
MONTREAL TOTAL	3	185	11	11	0	0	3.57	80	.879	1-1-1

POWER PLAY GOALS:

PITTSBURGH (3 for 11) - Simpson (3)
 MONTREAL (2 for 10) - Robinson & Walter

HAT TRICK:

Craig Simpson, December 22 at Montreal (Roy)

MONTREAL CANADIENS

	GP	W	L	T	PTS	GF	GA
Pittsburgh Home	48	14	26	8	36	141	180
Pittsburgh Away	48	2	41	5	9	117	251
1967-1987 TOTAL	96	16	67	13	45	258	431

LAST WIN BY:

PITTSBURGH at Home:
 PITTSBURGH on Road:
 MONTREAL at Home:
 MONTREAL on Road:

January 3, 1987 (6-3) (0-1-0 since last win)
 December 4, 1980 (3-2) (0-8-2 since last win)
 March 29, 1986 (4-3) (0-0-1 since last win)
 March 29, 1987 (4-1) (0-0-0 since last win)



1986-87	GP	W	L	T	PTS	GF	GA	PPG	SHG	PEN	PIM
PITTSBURGH	7	3	4	0	6	34	31	11-34	0	53	140
NEW JERSEY	7	4	3	0	8	31	34	12-28	2	80	162

AT PITTSBURGH (2-2-0)

Oct. 18	New Jersey 4 (FRIESEN/TERRI) at PGH. 8 (ROMANO)	WG - Ruskowski
Oct. 29	NEW JERSEY 8 (CHEVRIER) at Pittsburgh 6 (Romano)	WG - Muller
Nov. 14	Pittsburgh 4 (Meloche) at NEW JERSEY 5 (CHEVRIER)	WG - Loisel
Feb. 8	PGH. 2 (MELOCHE) at New Jersey 1 (Chevier)	WG - Kontos*
Feb. 21	NEW JERSEY 6 (BILLINGTON) at Pgh. 5 (Meloche)	WG - Sulliman
Mar. 31	Pittsburgh 3 (Meloche) at NEW JERSEY 5 (CHEVRIER)	WG - Anderson
Apr. 2	N.J. 2 (Chevier/Billington) at PITTSBURGH 6 (RIGGIN)	WG - Loney

TERRI replaced FRIESEN at 50:22 on October 18
 *Kontos scored at 2:12 of overtime on February 8
 Billington replaced Chevier at 45:29 on April 2

GOALS & SHOTS BY PERIODS:

PITTSBURGH	1ST					2ND					3RD					OVT					TOTAL					
	GP	G	A	PTS	PIM	GP	G	A	PTS	PIM	GP	G	A	PTS	PIM	GP	G	A	PTS	PIM	GP	G	A	PTS	PIM	
PITTSBURGH	10-88	13-69	10-89	1-2	34-248	10-67	13-67	10-89	8-52	0-1	31-187															
NEW JERSEY	10-67	13-67	10-89	8-52	0-1	31-187																				

GOALTENDERS	GP	MP	GF	GA	ENG	SO	AVG	SAVES	SPCT.	W-L-T
Riggin (P)	1	60	8	2	0	0	2.00	28	.933	1-0-0
Meloche (F)	4	242	14	17	0	0	4.21	87	.837	1-3-0
Romano (P)	2	120	14	12	0	0	6.00	41	.774	1-1-0
PITTSBURGH TOTAL	7	422	34	31	0	0	4.41	156	.834	3-4-0

POWER PLAY GOALS:	GP	MP	GF	GA	ENG	SO	AVG	SAVES	SPCT.	W-L-T
PITTSBURGH (11 for 34) - LaVallee (3), Lemieux (2), Ruskowski (2), Young, Bodger, Buskas & Cunneynworth										
NEW JERSEY (12 for 28) - Verbeek (5), Muller (2), Johnson (2), Broten, Chernomaz & Anderson										

SHORTHAND GOALS:	GP	W	L	T	PTS	GF	GA
NEW JERSEY (2) - Sulliman & Brickley							
NEW JERSEY DEVILS	GP	W	L	T	PTS	GF	GA
Pittsburgh Home	34	21	11	2	44	148	116
Pittsburgh Away	32	12	14	6	30	120	118
1974-1987 TOTAL	66	33	25	8	74	268	234

LAST WIN BY:
 PITTSBURGH at Home: April 2, 1987 (6-2) (0-0-0 since last win)
 PITTSBURGH on Road: February 8, 1987 (2-1 OT) (0-1-0 since last win)
 NEW JERSEY at Home: March 31, 1987 (5-3) (0-0-0 since last win)
 NEW JERSEY on Road: February 21, 1987 (6-3) (0-1-0 since last win)



1986-87	GP	W	L	T	PTS	GF	GA	PPG	SHG	PEN	PIM
PITTSBURGH	7	0	5	2	2	19	29	5-33	0	47	132
NY ISLANDERS	7	5	0	2	12	29	19	9-18	0	62	176

AT PITTSBURGH (0-2-1)

Nov. 25	Pittsburgh 1 (Meloche) at NYI 5 (HRUDEY)	WG - B. Sutter
Nov. 26	NYI 3 (HRUDEY) at Pittsburgh 2 (Romano)	WG - Bossy*
Dec. 23	Pittsburgh 3 (Romano) at NYI 4 (SMITH)	WG - Bossy
Dec. 27	NYI 3 (HRUDEY) at Pittsburgh 3 (Romano)	
Jan. 13	Pittsburgh 3 (Meloche) at NY Islanders 3 (Smith)	
Feb. 26	Pittsburgh 4 (Riggin) at NYI 5 (HRUDEY)	WG - Kerr
Mar. 10	NYI 6 (HRUDEY) at Pittsburgh 3 (Meloche)	WG - Haanpaa

*Mike Bossy scored at 3:25 of overtime on December 23rd

GOALS & SHOTS BY PERIODS:

PITTSBURGH	1ST					2ND					3RD					OVT					TOTAL					
	GP	G	A	PTS	PIM	GP	G	A	PTS	PIM	GP	G	A	PTS	PIM	GP	G	A	PTS	PIM	GP	G	A	PTS	PIM	
PITTSBURGH	5-70	6-58	8-70	0-6	19-204	5-55	15-75	7-59	1-5	29-194																
NY ISLANDERS	6-55	15-75	7-59	1-5	29-194																					

GOALTENDERS	GP	MP	GF	GA	ENG	SO	AVG	SAVES	SPCT.	W-L-T
Romano (P)	3	188	8	10	0	0	3.19	71	.877	0-2-1
Meloche (P)	3	185	7	13	1	0	4.21	72	.847	0-2-1
Riggin (P)	1	60	4	5	0	0	5.00	22	.815	0-1-0
PITTSBURGH TOTAL	7	433	19	29	0	0	4.02	165	.851	0-5-2

POWER PLAY GOALS:	GP	MP	GF	GA	ENG	SO	AVG	SAVES	SPCT.	W-L-T
PITTSBURGH (5 for 33) - Quinn (2), LaVallee, Simpson & Mantha										
NY ISLANDERS (9 for 18) - LaFontaine (4), B. Sutter (2), Leiter, Trotter.. & Makela										

PENALTY SHOT:	GP	W	L	T	PTS	GF	GA
NEW YORK ISLANDERS							
Pittsburgh Home	40	15	16	9	39	135	132
Pittsburgh Away	41	8	27	6	22	112	181
1972-1987 TOTAL	81	23	43	15	61	247	313

LAST WIN BY:
 PITTSBURGH at Home: January 15, 1986 (6-3) (0-3-1 since last win)
 PITTSBURGH on Road: November 12, 1983 (4-2) (0-12-1 since last win)
 NY ISLANDERS at Home: February 26, 1987 (5-4) (0-0-0 since last win)
 NY ISLANDERS on Road: March 10, 1987 (6-3) (0-0-0 since last win)



PITTSBURGH VS NY RANGERS



1986-87	GP	W	L	T	PTS	GF	GA	PPG	SHG	PEN	PIM
PITTSBURGH	7	2	3	2	6	23	26	7-32	0	63	168
NY RANGERS	7	3	2	2	8	26	23	7-36	0	58	142

AT PITTSBURGH (1-2-1)

Oct. 11	NY Rangers 5 (Vanbiesbroeck) at PGH. 6 (ROMANO)
Nov. 29	NY Rangers 5 (Soetaert) at Pittsburgh 5 (Romano)
Nov. 30	Pgh. 2 (Meloche) at NY Rangers 2 (Vanbiesbroeck)
Dec. 30	NY RANGERS 5 (FROESE) at Pittsburgh 3 (Meloche)
Feb. 15	Pittsburgh 1 (Meloche) at NY RANGERS 4 (FROESE)
Feb. 22	PITTSBURGH 4 (RIGGIN) at NY Rangers 2 (Froese)
Mar. 14	NY RANGERS 3 (FROESE) at Pittsburgh 2 (Riggin)

AT NY RANGERS (1-1-1)

WG - Bodger*
WG - Poddubny
WG - Poddubny
WG - Quinn
WG - Sandstrom*

*Doug Bodger scored at 0:50 of overtime on October 11
 *Tomas Sandstrom scored at 1:05 of overtime on March 14

GOALS & SHOTS BY PERIODS:

	1ST	2ND	3RD	OVT	TOTAL
PITTSBURGH	8-78	5-65	9-71	1-6	23-220
NY RANGERS	5-73	11-79	9-74	1-3	26-229

PITTSBURGH	GP	G	A	PTS	PIM	SOG	NY RANGERS	GP	G	A	PTS	PIM	SOG
Lemieux	5	2	6	8	12	16	Poddubny	7	5	4	9	2	23
Errey	7	5	2	7	8	15	Larouche	7	4	5	9	2	18
Quinn	6	3	4	7	0	20	Sandstrom	5	3	5	6	6	20
Johnson	7	0	6	6	29	8	Patnck	7	0	7	7	7	11
Simpson	6	3	2	5	4	13	Ridley	4	3	1	4	0	12
Kontos	3	1	2	3	0	8	Kisio	6	2	2	4	11	8
Young	3	1	2	3	11	5	Huber	7	1	3	4	4	16
Ruskowski	6	1	2	3	11	10	Erixon	6	2	1	3	6	9
Bodger	7	1	1	2	8	17	McKegney	6	2	1	3	0	17
Duguay	3	0	2	2	0	8	Osbome	6	1	2	3	4	17
Mantha	4	0	2	2	2	10	Miller	4	1	1	2	4	4
Hannan	6	0	2	2	2	11	Maloney	7	1	1	2	12	14
Bullard	1	1	0	1	4	3	Gies	6	0	2	2	4	4
Loney	1	1	0	1	10	3	Greschner	6	0	2	2	9	13
Bourque	3	1	0	1	0	3	Ludlaw	6	0	2	2	4	3
Hiller	3	1	0	1	4	4	McPhee	1	1	0	1	0	2
Chabot	6	1	0	1	2	11	Carpenter	2	0	1	1	6	5
Siren	6	1	0	1	2	6	Samuelsson	3	0	1	1	10	2
Beltand	2	0	1	1	0	1	Melnyk	7	0	1	1	21	7
Schofield	2	0	1	1	0	0	Brooke	1	0	0	0	2	1
LaVallee	3	0	1	1	0	5	Dionne	1	0	0	0	0	3
Buskas	4	0	1	1	6	6	Gagner	1	0	0	0	2	2
Schmidt	4	0	1	1	0	5	Jackson	1	0	0	0	2	0
Lindstrom	5	0	1	1	2	6	Kulak	1	0	0	0	0	0
Frawley	7	0	1	1	23	11	Lambert	1	0	0	9	0	1
Giffin	1	0	0	0	0	0	Prnce	1	0	0	0	2	0
Mathiasen	1	0	0	0	0	0	Soetaert	1	0	0	0	2	0
Blasdel	2	0	0	0	2	2	Helmunen	2	0	0	0	0	4
Riggin	2	0	0	0	0	0	Vanbiesbroeck	2	0	0	0	0	0
Romano	2	0	0	0	0	0	Carkner	3	0	0	0	10	2
Wilson	2	0	0	0	0	1	Duguay	3	0	0	0	0	3
Dahloquist	3	0	0	0	6	3	Jensen	3	0	0	0	4	2
Meloche	3	0	0	0	0	0	Froese	4	0	0	0	0	0
Cunneyworth	7	0	0	0	16	9	DeBlois	5	0	0	0	4	6
Bench						4	Bench						2
TOTAL	7	(23-40-63)	168	220	7	(26-42-68)	142	229					

GOALTENDERS

	GP	MP	GF	GA	ENG	SO	AVG	SAVES	SPCT.	W-L-T
Riggin (P)	2	121	6	5	0	0	2.48	59	.922	1-1-0
Meloche (P)	3	185	6	10	1	0	3.24	86	.896	0-2-1
Romano (P)	2	126	11	10	0	0	4.76	58	.853	1-0-1
PITTSBURGH TOTAL	7	432	23	26	0	0	3.61	203	.886	2-3-2
Froese (NY)	4	241	14	10	0	0	2.49	106	.914	3-1-0
Vanbiesbroeck (NY)	2	126	7	8	0	0	3.81	56	.875	0-1-1
Soetaert (NY)	1	65	5	5	0	0	4.62	65	.875	0-0-1
NY RANGERS TOTAL	7	432	26	23	0	0	3.19	197	.895	3-2-2

POWER PLAY GOALS:

PITTSBURGH (7 for 32) - Errey (2), Simpson (2), Siren, Quinn & Kontos
 NY RANGERS (7 for 36) - Poddubny (2), Sandstrom (2), Larouche, Miller & Ridley

NEW YORK RANGERS

	GP	W	L	T	PTS	GF	GA
Pittsburgh Home	55	17	30	8	42	178	208
Pittsburgh Away	54	19	29	6	44	175	222
1967-1987 TOTAL	109	36	59	14	86	353	430

LAST WIN BY:

PITTSBURGH at Home:
 PITTSBURGH on Road:
 NY RANGERS at Home:
 NY RANGERS on Road:

October 11, 1986 (6-5 OT) (0-2-1 since last win)
 February 22, 1987 (4-2) (0-0-0 since last win)
 February 15, 1987 (4-1) (0-1-0 since last win)
 March 14, 1987 (3-2 OT) (0-0-0 since last win)



PITTSBURGH VS PHILADELPHIA



1986-87	GP	W	L	T	PTS	GF	GA	PPG	SHG	PEN	PIM
PITTSBURGH	7	1	4	2	4	22	28	7-38	0	68	187
PHILADELPHIA	7	4	1	2	10	28	22	5-32	3	76	217

AT PITTSBURGH (1-1-1)

Oct. 23	Pittsburgh 3 (Meloche) at PHIL. 5 (FROESE)
Oct. 25	Philadelphia 2 (Hextall) at PGH. 4 (ROMANO)
Dec. 20	PHIL. 6 (HEXTALL) at Pgh. 4 (Romano/MELOCHE)
Jan. 29	Pittsburgh 3 (Guenette) at PHIL. 5 (HEXTALL)
Feb. 19	Pittsburgh 4 (Riggin) at Philadelphia 4 (Hextall)
Mar. 22	Philadelphia 1 (Meloche) at PHIL. 3 (HEXTALL)
Mar. 24	Philadelphia 3 (Hextall) at Pittsburgh 3 (Riggin)

AT PHILADELPHIA (0-3-1)

WG - Tocchet
WG - Errey
WG - Kerr
WG - Poulin
WG - McCrimmon

Meloche replaced Romano at 25:06 on December 20

GOALS & SHOTS BY PERIODS:

	1ST	2ND	3RD	OVT	TOTAL
PITTSBURGH	7-64	7-92	8-66	0-3	22-225
PHILADELPHIA	7-58	12-70	9-68	0-6	28-202

PITTSBURGH	GP	G	A	PTS	PIM	SOG	PHILADELPHIA	GP	G	A	PTS	PIM	SOG
Lemieux	6	4	6	10	0	21	Howe	5	3	6	9	6	11
Quinn	5	1	5	6	6	10	Craven	7	4	4	8	6	11
Lindstrom	5	3	1	4	0	10	Kerr	7	4	4	8	4	29
Bodger	6	3	1	4	4	21	Eklund	4	2	4	6	0	4
Young	5	2	2	4	9	9	McCrimmon	5	2	4	5	2	7
Ruskowski	7	2	1	3	6	9	Sinsalo	5	1	5	6	0	9
Chabot	5	1	2	3	2	5	Poulin	7	4	1	5	10	19
Errey	5	1	2	3	2	14	Zevel	5	0	5	5	2	15
Mantha	7	0	3	3	10	25	Propp	5	2	0	2	6	20
Kontos	4	2	0	2	0	3	Tocchet	5	2	0	2	28	10
Duguay	3	0	2	2	2	3	Brown	7	1	1	2	9	8
LaVallee	1	1	1	2	0	4	Crossman	7	1	1	2	9	9
Dugway	4	0	2	2	2	3	Smith	7	1	1	2	9	11
Hannan	4	0	2	2	12	5	Mellanby	3	0	2	2	12	5
Cunneyworth	7	0	2	2	35	12	Daigneault	7	0	2	2	2	7
Johnson	7	0	2	2	8	12	Seabrooke	1	1	0	1	0	2
Simpson	7	0	2	2	9	11	Stevens	1	0	1	1	2	0
Schofield	4	1	0	1	6	2	Dobbin	2	0	1	1	2	1
Wilson	4	1	0	1	15	4	Hospodar	5	0	1	1	25	3
Bullard	1	0	1	1	2	3	Carson	6	0	1	1	6	4
Bourque	2	0	1	1	0	0	Allison	1	0	0	0	0	0
Loney	2	0	1	1	0	3	Froese	1	0	0	0	0	0
Buskas	7	0	1	1	24	6	Hill	1	0	0	0	0	0
Frawley	7	0	1	1	24	11	Huffman	1	0	0	0	0	0
Blasdel	1	0	0	0	0	1	Resch	1	0	0	0	0	0
Guenette	1	0	0	0	0	0	Tookey	1	0	0	0	0	1
Mokosak	2	0	0	0	4	3	Barube	2	0	0	0	26	1
Riggin	2	0	0	0	0	0	Stanley	2	0	0	0	9	0
Romano	2	0	0	0	0	0	Sutter	2	0	0	0	6	2
Schmidt	3	0	0	0	2	6	Nachtbauf	3	0	0	0	9	1
Meloche	3	0	0	0	0	0	Hextall	5	0	0	0	4	0
Hiller	4	0	0	0	2	4	Samuelsson	5	0	0	0	6	4
Siren	5	0											



1986-87	GP	W	L	T	PTS	GF	GA	PPG	SHG	PEN	PIM
PITTSBURGH	3	3	0	0	6	19	6	2-13	0	23	49
QUEBEC	3	0	3	0	0	6	19	3-16	0	20	43

AT PITTSBURGH (2-0-0)

Nov. 15 Quebec 2 (Gosselin) at PITTSBURGH 5 (ROMANO)
 Mar. 3 PGH. 8 (RIGGIN) at Quebec 1 (GOSELIN/Malarchuk)
 Mar. 12 Quebec 3 (Gosselin) at PITTSBURGH 6 (RIGGIN)
 Malarchuk replaced Gosselin at 40:00 on March 3rd

AT QUEBEC (1-0-0)

WG - Quinn
 WG - Lemieux
 WG - Frawley

GOALS & SHOTS BY PERIODS:	1ST	2ND	3RD	OVT	TOTAL
PITTSBURGH	6-34	7-28	6-28	---	19-90
QUEBEC	2-41	4-33	0-24	---	6-98

PITTSBURGH	GP	G	A	PTS	PIM	SOG	QUEBEC	GP	G	A	PTS	PIM	SOG
Lemieux	3	6	3	9	2	13	Goulet	3	0	3	3	2	3
Quinn	3	1	6	7	2	11	Eagles	3	1	1	2	0	5
Cunneyworth	3	4	1	5	4	14	P. Stastny	2	1	1	2	0	5
Frawley	3	1	3	4	2	5	Ashlon	1	1	0	1	0	3
Chabot	2	1	2	3	0	3	McRae	2	1	0	1	0	*4
Mantha	2	1	2	3	4	1	Ogrodnick	2	1	0	1	0	11
Errey	3	1	2	3	0	5	Rochefort	3	1	0	1	2	7
Bodger	3	0	3	3	8	6	Cote	3	0	1	1	0	5
Buskas	3	0	2	2	6	5	Gillis	3	0	1	1	8	3
Simpson	1	1	1	2	0	1	Shaw	3	0	1	1	2	7
Lindstrom	2	1	0	1	0	2	Siltanen	3	0	1	1	2	10
Loney	2	1	0	1	2	6	Brown	1	0	0	0	0	5
Hannan	3	1	0	1	0	6	Derlago	1	0	0	0	2	0
Duguay	1	0	1	1	0	1	Kumpel	1	0	0	0	0	2
Schofield	2	0	1	1	2	1	Lafraniere	1	0	0	0	0	2
Hilber	3	0	1	1	0	1	Lambert	1	0	0	0	4	0
Johnson	3	0	1	1	0	3	Malarchuk	1	0	0	0	0	0
Kontos	1	0	0	0	0	1	Price	1	0	0	0	0	1
LaVallee	1	0	0	0	0	1	Quinnay	1	0	0	0	0	0
Romano	1	0	0	0	0	0	Sauve	1	0	0	0	2	1
Riggin	2	0	0	0	2	0	Zemlack	1	0	0	0	4	0
Ruskowski	2	0	0	0	0	1	Finn	2	0	0	0	0	2
Wilson	2	0	0	0	9	0	Hough	2	0	0	0	0	3
Siren	2	0	0	0	0	1	Moller	2	0	0	0	9	4
Young	3	0	0	0	6	2	Donnelly	2	0	0	0	2	1
							Gosselin	3	0	0	0	2	0
							Hunter	3	0	0	0	2	4
							Picard	3	0	0	0	0	4
							A. Stastny	3	0	0	0	0	6
TOTAL	3	(19-29-48)	49	90			TOTAL	3	(6-9-15)	43	98		

GOALTENDERS	GP	MP	GF	GA	ENG	SO	AVG	SAVES	SPCT.	W-L-T
Riggin (P)	2	120	14	4	0	0	2.00	63	.940	2-0-0
Romano (P)	1	60	5	2	0	0	2.00	29	.935	1-0-0
PITTSBURGH TOTAL	3	180	19	6	0	0	2.00	92	.939	3-0-0
Gosselin (Q)	3	180	6	15	2	0	5.63	63	.808	0-3-0
Malarchuk (Q)	1	20	0	2	0	0	6.00	8	.800	0-0-0
QUEBEC TOTAL	3	180	6	19	0	0	6.33	71	.789	0-3-0

POWER PLAY GOALS: PITTSBURGH (2 for 13) - Lindstrom & Mantha
 QUEBEC (3 for 16) - Ogrodnick, P. Stastny & McRae

PENALTY SHOT:- Michel Goulet (Que.) failed vs Pat Riggin on March 12, 1987

QUEBEC NORDIQUES	GP	W	L	T	PTS	GF	GA
Pittsburgh Home	13	6	5	2	14	52	58
Pittsburgh Away	13	5	8	0	10	46	60
1979-1987 TOTAL	26	11	13	2	24	98	118

LAST WIN BY:
 PITTSBURGH at Home: March 12, 1987 (6-3) (0-0-0 since last win)
 PITTSBURGH on Road: March 3, 1987 (8-1) (0-0-0 since last win)
 QUEBEC at Home: October 19, 1985 (4-3) (0-1-0 since last win)
 QUEBEC on Road: February 16, 1985 (8-1) (0-2-1 since last win)



1986-87	GP	W	L	T	PTS	GF	GA	PPG	SHG	PEN	PIM
PITTSBURGH	3	1	0	2	4	13	12	3-12	0	23	49
ST. LOUIS	3	0	1	2	2	12	13	4-13	0	22	47

AT PITTSBURGH (1-0-1)

Nov. 1 Pittsburgh 3 (Meloche) at St. Louis 3 (Millen)
 Mar. 1 St. Louis 5 (Millen) at Pittsburgh 5 (Meloche)
 Mar. 18 St. Louis 4 (Millen) at PITTSBURGH 5 (RIGGIN)

AT ST. LOUIS (0-0-1)

WG - Quinn

GOALS & SHOTS BY PERIODS:	1ST	2ND	3RD	OVT	TOTAL
PITTSBURGH	6-30	3-30	4-32	0-4	13-96
ST. LOUIS	4-32	4-37	4-35	0-3	12-107

PITTSBURGH	GP	G	A	PTS	PIM	SOG	ST LOUIS	GP	G	A	PTS	PIM	SOG
Lemieux	3	3	2	5	0	19	Federko	3	3	0	3	0	9
Johnson	3	0	5	5	6	4	Nattress	2	1	2	3	0	3
Cunneyworth	3	0	4	4	0	7	Bell	2	0	3	3	0	3
Quinn	2	2	1	3	2	4	Hunter	3	2	0	2	8	13
Mantha	2	2	0	2	6	9	Wickenheiser	3	2	0	2	4	9
Frawley	3	2	0	2	13	3	Ronning	2	1	1	2	0	4
Ruskowski	3	1	1	2	2	1	Reeds	3	1	1	2	0	12
Hannan	3	1	1	2	2	8	Gilmour	3	0	2	2	2	7
LaVallee	1	0	2	2	0	2	Millen	3	0	2	2	0	0
Schmidt	1	0	2	2	0	2	Cavallini	3	1	0	1	0	12
Loney	2	0	2	2	2	2	Paslowski	3	1	0	1	2	4
Buskas	3	0	2	2	0	1	Sutter	1	0	1	1	6	1
Bodger	3	1	0	1	2	6	Bothwell	3	0	1	1	2	1
Errey	3	1	0	1	4	5	Bourgeois	3	0	1	1	11	3
Chabot	2	0	1	1	0	2	Flockhart	3	0	1	1	0	1
Hillier	2	0	1	1	4	2	Meagher	3	0	1	1	0	4
Konios	2	0	1	1	0	1	Evans	1	0	0	0	0	1
Lindstrom	2	0	1	1	0	3	Hughes	1	0	0	0	0	1
Bullard	1	0	0	0	0	4	Raglan	1	0	0	0	0	0
Duguay	1	0	0	0	0	4	Pavese	2	0	0	0	4	2
Riggin	1	0	0	0	0	0	Benning	3	0	0	0	6	3
Schofield	1	0	0	0	0	0	Lemieux	3	0	0	0	0	4
Meloche	2	0	0	0	0	0	Ramage	3	0	0	0	2	10
Simpson	2	0	0	0	2	4							
Siren	2	0	0	0	0	1							
Young	3	0	0	0	4	4							
TOTAL	3	(13-26-39)	49	96			TOTAL	3	(12-16-28)	47	107		

GOALTENDERS	GP	MP	GF	GA	ENG	SO	AVG	SAVES	SPCT.	W-L-T
Meloche (P)	2	130	8	8	0	0	3.69	63	.887	0-0-2
Riggin (P)	1	60	5	4	0	0	4.00	32	.884	1-0-0
PITTSBURGH TOTAL	3	190	13	12	0	0	3.79	95	.888	1-0-2
Millen (SL)	3	180	12	13	0	0	4.11	83	.865	0-1-2
ST. LOUIS TOTAL	3	180	12	13	0	0	4.11	83	.865	0-1-2

POWER PLAY GOALS: PITTSBURGH (3 for 12) - Lemieux (2) & Mantha
 ST. LOUIS (4 for 13) - Wickenheiser, Cavallini, Hunter & Ronning

PENALTY SHOT: Doug Gilmour vs Pat Riggin - March 1st (No Goal)

ST. LOUIS BLUES	GP	W	L	T	PTS	GF	GA
Pittsburgh Home	47	21	16	10	52	169	139
Pittsburgh Away	48	13	30	5	31	127	181
1967-1987 TOTAL	95	34	46	15	83	296	320

LAST WIN BY:
 PITTSBURGH at Home: March 18, 1987 (5-4) (0-0-0 since last win)
 PITTSBURGH on Road: January 18, 1986 (5-2) (0-0-1 since last win)
 ST. LOUIS at Home: March 7, 1985 (5-1) (0-2-1 since last win)
 ST. LOUIS on Road: February 22, 1986 (5-3) (0-1-1 since last win)



PITTSBURGH VS TORONTO



1986-87	GP	W	L	T	PTS	GF	GA	PPG	SHG	PEN	PIM
PITTSBURGH	3	1	2	0	2	12	13	6-17	0	27	78
TORONTO	3	2	1	0	4	13	12	2-11	0	34	100

AT PITTSBURGH (1-0-0)

Dec. 12 Toronto 3 (WREGGET/Bester) at PGH. 8 (ROMANO)
 Dec. 13 Pittsburgh 2 (Romano) at TORONTO 3 (BESTER)
 Mar. 5 Pgh. 2 (RIGGIN/Meloche) at TORONTO 7 (WREGGET)

Bester replace Wregget at 27:49 on December 12
 Meloche replaced Riggan at 31:30 on March 5
 *Thomas scored at 4:36 of overtime on December 13

AT TORONTO (0-2-0)

WG - Ruskowski
 WG - Thomas*
 WG - Vaive

GOALS & SHOTS BY PERIODS:

	1ST	2ND	3RD	OVT	TOTAL
PITTSBURGH	4-26	6-37	2-23	0-2	12-88
TORONTO	4-26	7-25	1-38	1-2	13-91

PITTSBURGH						TORONTO							
GP	G	A	PTS	PIM	SOG	GP	G	A	PTS	PIM	SOG		
Lemieux	3	4	3	7	6	11	Courtinall	3	3	4	7	2	11
Quinn	3	3	1	4	2	8	Clark	3	4	2	6	7	12
Ruskowski	3	1	3	4	4	3	Fergus	3	1	3	4	4	6
Bodger	3	0	4	4	0	11	Vaive	3	2	1	3	14	13
Simpson	3	2	1	3	5	5	Salming	3	0	3	3	2	2
Mantha	2	0	3	3	0	4	Thomas	2	1	1	2	5	7
Cunneyworth	2	0	2	2	11	5	P. Ilnachak	1	0	2	2	0	3
LaVallee	2	0	2	2	0	2	Lanz	3	0	2	2	4	6
Siren	3	0	2	2	2	7	Leeman	3	0	2	2	7	4
Frawley	3	1	0	1	10	2	Osborne	1	1	0	1	0	3
Hanhan	3	1	0	1	2	5	Smith	2	1	0	1	20	4
Lindstrom	2	0	1	1	0	2	McGill	1	0	1	1	0	0
Young	2	0	1	1	0	0	Gill	2	0	1	1	7	1
Hillier	1	0	0	0	0	0	M. Ilnachak	2	0	1	1	0	4
Loney	1	0	0	0	0	1	Iafraite	3	0	1	1	0	7
Meloche	1	0	0	0	0	0	Daoust	1	0	0	0	0	0
Riggan	1	0	0	0	0	0	Jackson	1	0	0	0	12	1
Schofield	1	0	0	0	5	2	Root	1	0	0	0	4	1
Wilson	1	0	0	0	7	0	Bester	2	0	0	0	0	0
Buskas	2	0	0	0	14	5	Johnson	2	0	0	0	2	0
Dahlquist	2	0	0	0	4	0	Kotsopoulos	2	0	0	0	2	1
Duguay	2	0	0	0	2	2	Wreggett	2	0	0	0	0	0
Romano	2	0	0	0	0	0	Yaremchuk	2	0	0	0	0	0
Chabot	3	0	0	0	0	4	Allison	3	0	0	0	4	1
Erey	3	0	0	0	0	5	Damphousse	3	0	0	0	0	3
Johnson	3	0	0	0	4	4	Terrion	3	0	0	0	0	2
							Bench						4
TOTAL	3	(12-23-35)			78	88	TOTAL	3	(13-24-37)			100	91

GOALTENDERS

	GP	MP	GF	GA	ENG	SO	AVG	SAVES	SPCT.	W-L-T
Romano (P)	2	125	10	6	0	0	2.88	54	.900	1-1-0
Meloche (P)	1	28	1	2	0	0	4.29	13	.867	0-0-0
Riggan (P)	1	32	1	5	0	0	9.38	11	.688	0-1-0
PITTSBURGH TOTAL	3	185	12	13	0	0	4.22	78	.857	1-2-0
Bester (T)	2	97	4	4	0	0	2.47	35	.897	1-0-0
Wreggett (T)	2	88	9	8	0	0	5.45	41	.837	1-1-0
TORONTO TOTAL	3	185	13	12	0	0	3.89	76	.864	2-1-0

POWER PLAY GOALS:

PITTSBURGH (6 for 17) - Lemieux (3), Quinn (2) & Ruskowski
 TORONTO: (2 for 11) - Clark & Courtinall

TORONTO MAPLE LEAFS

	GP	W	L	T	PTS	GF	GA
Pittsburgh Home	44	22	17	5	49	165	143
Pittsburgh Away	44	14	26	10	38	141	175
1967-1987 TOTAL	88	36	37	15	87	306	318

LAST WIN BY:

PITTSBURGH at Home: December 12, 1986 (8-3) (0-0-0 since last win)
PITTSBURGH on Road: October 23, 1985 (5-4) (0-2-0 since last win)
TORONTO at Home: March 5, 1987 (7-2) (0-0-0 since last win)
TORONTO on Road: January 30, 1985 (8-5) (0-3-0 since last win)



PITTSBURGH VS VANCOUVER



1986-87	GP	W	L	T	PTS	GF	GA	PPG	SHG	PEN	PIM
PITTSBURGH	3	1	0	2	4	11	5	1-13	1	26	97
VANCOUVER	3	0	1	2	2	5	11	2-14	0	27	93

AT PITTSBURGH (0-0-2)

Nov. 4 Vancouver 2 (Young) at Pittsburgh 2 (Meloche)
 Jan. 23 PITTSBURGH 6 (MELOCHE/Romano) at Van. 0 (Caprice)
 Feb. 14 Vancouver 3 (Brodeur) at Pittsburgh 3 (Riggan)

AT VANCOUVER (1-0-0)

Romano replaced Meloche at 10:11 on January 23rd

GOALS & SHOTS BY PERIODS:

	1ST	2ND	3RD	OVT	TOTAL
PITTSBURGH	1-31	7-32	3-24	0-4	11-91
VANCOUVER	1-31	2-31	2-29	0-1	5-92

PITTSBURGH						VANCOUVER							
GP	G	A	PTS	PIM	SOG	GP	G	A	PTS	PIM	SOG		
Lemieux	3	5	2	7	2	17	Federson	3	1	2	3	0	9
Ruskowski	2	0	3	3	19	1	Petit	3	1	1	2	6	6
Cunneyworth	3	0	3	3	4	12	Lidster	3	1	0	1	2	4
Quinn	2	2	0	2	0	6	Sandlak	3	1	0	1	2	5
Mantha	3	1	1	2	0	10	Tanti	3	1	0	1	0	12
Simpson	2	0	2	2	0	3	Lanz	1	0	1	1	0	1
Bodger	3	0	2	2	2	3	Butcher	3	0	1	1	14	4
Buskas	3	0	2	2	2	3	Sundstrom	3	0	1	1	0	4
Bourque	2	1	0	1	14	4	Bartel	1	0	0	0	0	1
Giffin	2	1	0	1	0	3	Brodeur	1	0	0	0	0	0
Kontos	2	1	0	1	0	3	Caprice	1	0	0	0	0	0
McGough	1	0	1	1	0	0	Coxe	1	0	0	0	0	0
LaVallee	2	0	1	1	0	2	Crawford	1	0	0	0	4	1
Frawley	3	0	1	1	7	3	Kulak	1	0	0	0	0	1
Bullard	1	0	0	0	0	3	Maxwell	1	0	0	0	0	7
Duguay	1	0	0	0	0	1	Young	1	0	0	0	0	0
Hannan	1	0	0	0	0	0	Benning	2	0	0	0	0	5
Riggan	1	0	0	0	0	0	Bruce	2	0	0	0	17	2
Romano	1	0	0	0	0	0	Hodgson	2	0	0	0	5	0
Young	1	0	0	0	0	0	Lowry	2	0	0	0	15	1
Lindstrom	2	0	0	0	0	1	Peterson	2	0	0	0	2	3
Meloche	2	0	0	0	10	0	Smyl	2	0	0	0	0	1
Chabot	3	0	0	0	0	4	Lemay	3	0	0	0	9	2
Erey	3	0	0	0	0	1	Richter	3	0	0	0	4	1
Hillier	3	0	0	0	18	4	Skriko	3	0	0	0	2	8
Johnson	3	0	0	0	19	3	Sutter	3	0	0	0	9	5
Siren	3	0	0	0	0	4	Tambellini	3	0	0	0	0	9
Bench						2	Bench						2
TOTAL	3	(11-18-29)			97	91	TOTAL	3	(5-6-11)			93	92

GOALTENDERS

	GP	MP	GF	GA	ENG	SO	AVG	SAVES	SPCT.	W-L-T
Romano (P)	1	50	5	0	0	0	0.00	22	1.000	0-0-0
Meloche (P)	2	75	3	2	0	0	1.60	43	.956	1-0-1
Riggan (P)	1	65	3	3	0	0	2.77	22	.880	0-0-1
PITTSBURGH TOTAL	3	190	11	5	1	1.58	87	.946	1-0-2	
Young (V)	1	65	2	2	0	0	1.85	24	.923	0-0-1
Brodeur (V)	1	65	3	3	0	0	2.77	30	.909	0-0-1
Caprice (V)	1	60	0	6	0	0	6.00	26	.813	0-1-0
VANCOUVER TOTAL	3	190	5	11	0	3.47	80	.879	0-1-2	

*Meloche & Romano shared shutout on January 23, 1987

POWER PLAY GOALS:

PITTSBURGH (1 for 13) - Mantha
 VANCOUVER (2 for 14) - Tanti & Petit

SHORTHANDED GOAL:

PITTSBURGH (1) - Quinn

VANCOUVER CANUCKS

	GP	W	L	T	PTS	GF	GA
Pittsburgh Home	34	21	7	6	48	151	117
Pittsburgh Away	34	16	15	3	35	136	126
1970-1987 TOTAL	68	37	22	9	83	287	243

LAST WIN BY:

PITTSBURGH at Home: February 15, 1986 (9-4) (0-0-2 since last win)
PITTSBURGH on Road: January 23, 1987 (6-0) (0-0-0 since last win)
VANCOUVER at Home: January 24, 1986 (4-3) (0-1-0 since last win)
VANCOUVER on Road: February 28, 1984 (9-5) (0-3-2 since last win)



capitals

1986-87	GP	W	L	T	PTS	GF	GA	PPG	SHG	PEN	PIM
PITTSBURGH	7	4	3	0	8	30	26	5.32	2	67	193
WASHINGTON	7	3	4	0	6	26	30	8.34	1	71	200

AT PITTSBURGH (3-0-0)											
Oct 9	Washington 4 (Jensen) at PITTSBURGH 5 (MELOCHE)	WG - Cunneymworth									
Nov 22	PGH 5 (Romano/MELOCHE) at Washington 4 (Mason)	WG - Cunneymworth									
Jan 1	Pittsburgh 3 (Romano) at WASHINGTON 4 (MASON)	WG - Gartner									
Jan 7	Washington 2 (MASON/Peeters) at PGH 5 (MELOCHE)	WG - Chabot									
Jan 9	Pittsburgh 2 (Meloeche) at WASHINGTON 3 (MASON)	WG - Ridley									
Jan 27	Washington 5 (MASON/Peeters) at PGH 7 (MELOCHE)	WG - Johnson									
Mar 20	Pittsburgh 3 (Riggin) at WASHINGTON 4 (PEETERS)	WG - Gould									

Meoche replaced Romano at 40:00 on November 22nd
Peeters replaced Mason at 31:11 on January 7
Peeters replaced Mason at 49:36 on January 27
Gartner scored at 1:30 of overtime on January 1

GOALS & SHOTS BY PERIODS:					
PITTSBURGH	1ST	2ND	3RD	OVT	TOTAL
WASHINGTON	9-70	12-61	9-69	0-0	30-200
PITTSBURGH	9-59	10-58	6-56	1-1	26-174

PITTSBURGH							WASHINGTON						
GP	G	A	PTS	PIM	SOG		GP	G	A	PTS	PIM	SOG	
Cunneymworth	7	6	2	8	12	19	Duchesse	6	3	5	8	10	11
Chabot	5	3	4	7	0	9	Gould	7	4	3	7	23	18
Bodger	7	1	6	7	8	13	Gartner	7	3	4	7	0	22
Johnson	7	3	2	5	8	11	Christian	6	3	6	2	11	
Ruskowski	5	2	3	5	31	8	Laughlin	7	1	4	5	30	10
Mantha	6	2	3	5	2	10	Ridley	4	3	1	4	4	6
Errey	6	2	3	4	4	15	Pivonka	7	1	3	4	6	9
Simpson	7	1	2	4	19	7	Stevens	7	1	3	4	42	13
McGeough	3	1	2	3	4	6	Miller	4	1	2	3	0	5
Siren	6	1	2	3	0	8	Adams	6	1	2	3	16	9
Duguay	5	0	3	3	2	5	Murphy	7	1	2	3	2	17
Lindstrom	6	0	3	3	2	9	Haworth	2	2	0	2	4	3
Cunn	6	0	3	3	6	13	Hatcher	6	1	1	2	6	11
Lemieux	4	2	0	2	7	12	D. Jensen	6	1	1	2	2	8
Loney	2	1	1	2	2	4	Franceschatti	7	0	2	2	10	5
Schmidt	3	1	1	2	2	2	Langway	7	0	2	2	7	4
Heller	4	1	1	2	4	3	Golley	1	0	1	1	0	0
Hannan	6	1	1	2	21	7	Carpenter	2	0	1	1	2	1
Frawley	7	1	1	2	15	11	Corniveau	2	0	1	1	7	0
Bullard	1	0	2	2	5	4	Blum	4	0	1	1	11	0
Wilson	1	1	0	1	0	1	Smith	6	0	1	1	8	4
Kontos	2	0	1	1	2	2	Cavallini	1	0	0	0	2	1
LaVallee	4	0	1	1	0	4	Greenlaw	1	0	0	0	2	1
Buskas	6	0	1	1	15	8	A. Jensen	1	0	0	0	0	0
Riggin	1	0	0	0	0	0	Kastelic	1	0	0	0	0	0
Schofield	1	0	0	0	0	2	Simpson	1	0	0	0	0	0
Dahquist	2	0	0	0	0	2	Thompson	2	0	0	0	0	0
Romano	2	0	0	0	0	0	Leach	3	0	0	0	0	1
Young	2	0	0	0	10	0	Crawford	3	0	0	0	0	0
Bourque	4	0	0	0	2	5	Peeters	5	0	0	0	4	3
Meloche	5	0	0	0	0	0	Barnett	5	0	0	0	0	0
							Mason	5	0	0	0	0	0
TOTAL	7	(30-45-78)	193	200			TOTAL	7	(26-43-69)	200	174		

GOALTENDERS												
GP	MP	GF	GA	ENG	SO	AVG	SAVES	SPCT.	W-L-T			
Meloche (P)	5	260	21	14	0	0	3.23	96	.873	4-1-0		
Riggin (P)	1	60	3	4	0	0	4.00	20	.833	0-1-0		
Romano (P)	2	102	6	8	0	0	4.71	32	.800	0-1-0		
PITTSBURGH-TOTAL	7	422	30	26	0	0	3.70	148	.851	4-3-0		
Peeters (W)	3	99	7	3	1	0	1.82	33	.917	1-0-0		
Mason (W)	5	263	15	21	0	0	4.79	110	.840	2-3-0		
Jensen (W)	1	60	4	5	0	0	5.00	27	.844	0-1-0		
WASHINGTON TOTAL	7	422	26	30	0	0	4.27	170	.850	3-4-0		

POWER PLAY GOALS: PITTSBURGH (6 for 32) - Ruskowski (2), Mantha (2), Lemieux & Schmidt
WASHINGTON (8 for 34) - Ridley (2), Gartner, Adams, Murphy, Christian, Haworth & Miller

SHORTHANDED GOALS: PITTSBURGH (2) - Cunneymworth (2)
WASHINGTON (1) - Gartner

WASHINGTON CAPITALS							
GP	W	L	T	PTS	GF	GA	
Pittsburgh Home	41	17	19	5	39	165	139
Pittsburgh Away	42	15	24	3	33	151	185
1974-1987 TOTAL	83	32	43	8	72	316	324

LAST WIN BY:
PITTSBURGH at Home: January 27, 1987 (7-5) (0-0-0 since last win)
PITTSBURGH on Road: November 22, 1986 (5-4) (0-3-0 since last win)
WASHINGTON at Home: March 20, 1987 (4-3) (0-0-0 since last win)
WASHINGTON on Road: March 17, 1986 (5-3) (0-3-0 since last win)



1986-87	GP	W	L	T	PTS	GF	GA	PPG	SHG	PEN	PIM
PITTSBURGH	3	1	2	0	2	9	10	3-13	0	10	26
WINNIPEG	8	2	1	0	4	10	9	0-7	0	16	38

AT PITTSBURGH (0-1-0)											
Nov. 18	Pittsburgh 1 (Romano) at WINNIPEG 3 (REDDICK)	WG - Olausson									
Jan. 14	WINNIPEG 4 (BERTHIAUME) at Pittsburgh 3 (Meloeche)	WG - Rooney									
Mar. 8	PITTSBURGH 5 (RIGGIN) at Winnipeg 3 (Reddick)	WG - Quinn									

GOALS & SHOTS BY PERIODS:					
PITTSBURGH	1ST	2ND	3RD	OVT	TOTAL
WINNIPEG	1-19	2-28	6-28	***	9-75
PITTSBURGH	2-33	5-23	3-23	***	10-79

PITTSBURGH							WINNIPEG						
GP	G	A	PTS	PIM	SOG		GP	G	A	PTS	PIM	SOG	
Lemieux	2	3	1	4	0	13	Hamel	3	3	1	4	0	6
Quinn	3	2	2	4	0	7	Ellett	3	1	3	4	0	5
Chabot	2	0	2	2	0	3	Olausson	3	1	1	2	2	5
Simpson	2	0	2	2	0	0	Small	3	1	1	2	0	3
Cunneymworth	3	0	2	2	7	1	Slein	3	1	1	2	0	4
Duguay	2	1	0	1	0	1	McBain	2	0	2	2	2	1
Loney	2	1	0	1	2	5	Hawerchuk	3	0	2	2	4	9
Errey	3	1	0	1	0	4	Mullen	3	0	2	2	4	9
Mantha	3	1	0	1	0	9	Rooney	1	1	0	1	0	2
Bourque	1	0	1	1	7	0	MacLean	3	1	0	1	9	2
Kontos	1	0	1	1	2	1	Neufeld	3	1	0	1	6	9
Frawley	3	0	1	1	2	2	Nil	2	0	1	1	0	0
Hannan	2	0	1	1	0	1	Boschman	3	0	1	1	0	7
Bodger	3	0	1	1	0	5	Berthiaume	1	0	0	0	0	0
Buskas	3	0	1	1	0	6	Jarvenpaa	1	0	0	0	0	0
Johnson	3	0	0	0	0	2	Turnbull	1	0	0	0	2	0
Hillier	1	0	0	0	2	0	Carlyle	2	0	0	0	5	0
LaVallee	1	0	0	0	0	2	Reddick	2	0	0	0	0	0
McGeough	1	0	0	0	0	3	Watters	2	0	0	0	2	2
Meloche	1	0	0	0	0	0	Berry	3	0	0	0	0	3
Riggin	1	0	0	0	0	0	Kyte	3	0	0	0	0	2
Romano	1	0	0	0	0	0	Maros	3	0	0	0	0	7
Schmidt	1	0	0	0	0	1	Wilson	3	0	0	0	0	3
Schofield	1	0	0	0	0	0	Bench					2	
Wilson	1	0	0	0	0	0							
Lindstrom	2	0	0	0	0	3							
Young	2	0	0	0	0	1							
Ruskowski	3	0	0	0	2	2							
Siren	3	0	0	0	2	3							
TOTAL	3	(9-15-24)	26	75			TOTAL	3	(10-15-25)	38	79		

GOALTENDERS												
GP	MP	GF	GA	ENG	SO	AVG	SAVES	SPCT.	W-L-T			
Romano (P)	1	60	1	2	1	0	2.00	16	.889	0-1-0		
Riggin (P)	1	60	5	3	0	0	3.00	31	.912	1-0-0		
Meloche (P)	1	60	3	4	0	0	4.00	23	.852	0-1-0		
PITTSBURGH TOTAL	3	180	9	10	0	0	3.33	70	.875	1-2-0		
Reddick (W)	2	120	6	5	1	0	2.50	38	.884	1-1-0		
Berthiaume (W)	1	60	4	3	0	0	3.00	28	.903	1-0-0		
WINNIPEG TOTAL	3	180	10	9	0	0	3.00	66	.880	2-1-0		

POWER PLAY GOALS: PITTSBURGH (3 for 13) - Lemieux, Loney & Mantha
WINNIPEG (0 for 7) - None

WINNIPEG JETS							
GP	W	L	T	PTS	GF	GA	
Pittsburgh Home	13	9	4	0	18	55	40
Pittsburgh Away	13	7	6	0	14	49	51
1974-1987 TOTAL	26	16	10	0	32	104	91

LAST WIN BY:
PITTSBURGH at Home: February 10, 1986 (5-2) (0-1-0 since last win)
PITTSBURGH on Road: March 8, 1987 (5-3) (0-0-0 since last win)
WINNIPEG at Home: November 18, 1986 (3-1) (0-1-0 since last win)
WINNIPEG on Road: January 14, 1987 (4-3) (0-0-0 since last win)

PITTSBURGH CAREER SCORING - TWENTY YEARS

1. Fock Kehoe	722	312	324	636	88	95	1	26
2. Jean Pronovost	753	316	287	603	306	70	14	42
3. Syl Apps	495	151	349	500	241	34	11	20
4. Ron Schock	619	124	280	404	201	19	14	17
5. Greg Malone	495	143	221	364	496	30	0	12
6. Mike Bullard	382	186	175	361	388	59	2	15
7. MARIO LEMIEUX*	215	145	203	348	154	47	0	10
8. Ron Stackhouse	621	66	277	343	547	20	3	8
9. Randy Carlyle	397	66	257	323	582	28	4	6
10. Lowell MacDonald	328	140	166	306	60	36	0	13
11. Doug Shedden	332	123	159	282	148	45	2	13
12. Pierre Larouche	240	119	134	253	99	31	0	13
13. Peter Lee	431	114	131	245	257	22	1	18
14. Ken Schinkel	371	93	143	236	86	19	1	14
15. Paul Gardner	207	98	105	203	105	59	0	4
16. George Ferguson	310	89	106	195	162	12	12	6
17. Bryan Hexall	335	71	115	186	498	21	0	13
18. Pat Boutette	247	65	109	174	548	37	3	7
19. Rod Schutt	278	76	92	168	177	18	0	12
20. Greg Poks	256	88	70	158	146	28	0	5
21. MOE MANTHA	211	35	123	158	200	22	2	1
22. Bob Kelly	250	69	85	154	462	12	0	8
23. Keith McCreary	292	82	59	141	199	16	0	10
24. Vic Hadfield	163	61	79	140	118	10	4	5
25. John Chabot	216	36	98	134	26	3	3	6
26. Dave Burrows	573	24	108	132	301	4	1	5
27. Al McDonough	152	56	74	130	46	11	0	8
28. Ross Lonsberry	236	56	73	129	150	13	1	3
29. Gregg Sheppard	241	50	73	123	113	9	1	6
30. Val Fonteyne	349	39	82	121	4	5	3	5
31. Orest Kindrachuk	144	38	80	118	181	6	3	1
32. DOUG BODGER	220	20	97	117	182	9	0	3
33. Terry Ruskowski	142	40	74	114	309	16	0	9
34. Pete Mahovich	117	39	75	114	76	14	2	1
35. DAVE HANNAN	262	46	65	111	350	2	6	8
36. Mario Faubert	231	21	90	111	222	13	0	3
37. Wayne Bianchin	265	68	41	105	130	9	1	10
38. Duane Rupp	265	21	83	104	170	4	1	3
39. Andy Bathgate	150	35	68	103	89	9	0	7
40. WARREN YOUNG	145	49	52	101	298	12	0	4
41. Nick Harbaruk	308	40	61	101	257	7	2	4
42. Blair Chapman	227	48	51	99	71	6	0	5
43. RANDY CUNNEYWORTH	154	41	57	98	218	5	4	7
44. Wally Boyer	203	32	62	94	81	7	0	1
45. Paul Baxter	202	25	69	94	851	10	0	3
46. Bob Woytowich	248	22	71	93	151	9	3	0
47. Russ Anderson	353	15	77	92	684	1	0	3
48. Dean Prentice	144	47	42	89	32	19	0	4
49. Chuck Arnason	149	46	40	86	50	7	0	7
50. CRAIG SIMPSON	148	37	42	79	106	9	1	3
51. BOB ERREY	190	36	39	75	90	4	1	3
52. Greg Hotham	170	11	63	74	118	5	0	0
53. Mark Taylor	106	31	41	72	43	9	2	2
54. Darryl Edstrand	158	25	47	72	140	6	2	5
55. DAN QUINN	64	28	43	71	40	10	3	4
56. Gary McAdam	140	27	40	67	95	3	0	3
57. Dennis Dwchar	168	18	49	67	146	2	0	0
58. Colin Campbell	243	14	52	86	517	2	1	3
59. Bryan Watson	303	8	57	65	871	1	0	1
60. Mark Johnson	136	23	39	62	84	2	1	2

61. Mike Corrigan	98	22	39	61	46	2	0	1
62. Barry Wilkins	133	5	56	61	203	0	1	0
63. Andy Brickley	95	25	35	60	19	8	1	3
64. Earl Ingarfield	90	23	37	60	16	5	1	0
65. Pat Price	128	8	52	60	459	2	0	0
66. Gene Ubriaco	114	33	26	59	30	7	0	5
67. Eddie Shack	87	30	29	59	95	12	0	5
68. JIM JOHNSON	160	8	51	59	231	0	0	1
69. Willy Lindstrom	131	24	30	54	36	1	0	2
70. Wayne Babych	67	20	34	54	35	3	0	3
71. Gene Carr	70	17	37	54	76	4	0	2
72. NORM SCHMIDT	120	22	31	53	73	4	0	0
73. Noel Price	143	8	45	53	109	2	0	2
74. Pat Hughes	134	28	23	51	239	5	0	2
75. Charlie Burns	76	13	38	51	22	1	1	1
76. Ron Flockhart	80	27	23	50	44	5	0	1
77. DAN FRAWLEY	147	24	25	49	392	4	0	2
78. Dunc McCallum	185	14	35	49	228	3	1	2
79. Dave Schultz	113	13	34	47	535	0	0	1
80. Billy Dea	139	26	20	46	12	3	0	4
81. Gary Rissling	185	20	26	46	832	1	0	1
82. ROD BUSKAS	297	11	35	46	635	4	0	0
83. TROY LONEY	129	21	24	45	187	2	0	3
84. Paul Andrea	91	18	27	45	4	10	0	2
85. Michel Briere	76	12	32	44	20	4	0	3
86. Ab McDonald	74	22	21	43	38	6	1	2
87. Dale Tallon	95	10	33	43	53	6	0	4
88. Tom Edur	58	5	38	43	18	2	0	1
89. Leo Boivin	114	14	26	40	100	6	0	2
90. Bob Paradise	203	7	33	40	209	1	0	0
91. Kevin McCarthy	95	13	26	39	62	1	1	0
92. Nick Libett	121	20	18	38	18	2	1	3
93. Andre St. Laurent	96	23	14	37	130	2	1	1
94. Glen Sather	122	20	17	37	210	3	0	0
95. Lou Angoliti	71	17	20	37	36	3	0	2
96. Art Stratton	58	16	21	37	16	5	0	2
97. Stan Gilbertson	115	19	17	36	19	3	0	1
98. Bob McManama	99	11	25	36	28	0	1	1
99. RANDY HILLIER	128	6	30	36	206	1	0	1
100. Steve Galzoz	89	15	20	35	83	3	0	2
101. Tom Bladen	135	6	29	35	99	2	0	1
102. VILLE SIREN	129	9	25	34	82	2	0	0
103. Jim Hamilton	95	14	18	32	28	1	1	1
104. Mike Blarsdell	76	16	15	31	38	0	0	0
105. Bob Leiter	78	14	17	31	18	5	0	3
106. Ron Duguay	53	11	20	31	36	3	0	0
107. Rick MacLeish	46	13	17	30	30	2	2	1
108. Ron Lalonde	108	10	20	30	16	0	1	2
109. Jim Morrison	132	5	25	30	72	2	0	0
110. Tom Roukston	58	11	17	28	10	3	0	0
111. Kevin LaVallee	33	8	20	28	4	5	0	0
112. Steve Durban	66	4	23	27	309	2	0	0
113. Lew Morrison	214	13	13	26	12	1	3	1
114. Jack Lynch	64	1	25	26	61	0	0	0
115. Paul Marshall	59	12	12	24	13	2	0	5
116. Jean Guy Lagace	106	4	20	24	119	1	1	1
117. Marc Chorney	139	5	18	23	151	0	0	1
118. Bryan Maxwell	89	3	20	23	141	0	0	0
119. Ab DeMarco	42	9	13	22	8	4	0	1
120. Mitch Lamoureux	70	12	9	21	59	0	2	0
121. Anders Hakansson	62	9	12	21	26	0	0	1
122. Randy Boyd	84	4	17	21	126	1	0	0
123. Billy Speer	102	4	17	21	71	2	0	1
124. Steve Cardwell	53	9	11	20	35	2	0	1
125. Brian Spencer	86	9	11	20	81	0	0	1

126	Kevin McClelland	72	8	12	20	139	0	2	0
127	Bob Blackburn	124	8	12	20	105	0	0	2
128	Billy Harris	55	7	13	20	8	2	0	0
129	Pat Graham	62	7	13	20	71	1	0	1
130	Rick Kessell	83	2	18	20	4	0	0	0
131	Bob Simpson	30	10	9	19	4	0	0	1
132	Bernie Lukowich	53	9	10	19	32	1	0	2
133	Bob Dillabough	61	7	12	19	20	1	0	0
134	Rene Robert	49	7	11	18	42	3	0	2
135	Pete LaFramboise	35	5	13	18	8	3	0	0
136	Simon Nole	39	9	8	17	2	1	0	1
137	CHRIS KONTOS	31	8	9	17	6	1	0	1
138	Bob Rivard	27	5	12	17	4	1	0	1
139	Tom O'Regan	61	5	12	17	10	0	0	0
140	Tracy Pratt	83	5	12	17	158	0	0	1
141	Ted Snell	55	4	12	16	8	0	0	0
142	Nick Beverley	67	2	14	16	21	0	0	1
143	George Konik	52	7	8	15	26	1	0	1
144	Jacques Cossette	64	8	6	14	29	2	0	1
145	Errol Thompson	34	6	8	14	12	0	0	1
146	Tim Hryniewich	55	6	8	14	82	0	0	2
147	Jim McGeough	42	4	10	14	20	0	0	1
148	Greg Fox	75	4	10	14	92	0	0	0
149	Rod Zaine	37	8	5	13	21	2	1	0
150	John Stewart	40	4	9	13	32	1	0	0
151	Don Awrey	79	1	12	13	40	0	0	0
152	John Flesch	29	7	5	12	19	0	0	2
153	Kim Davis	34	5	7	12	47	0	0	2
154	Al MacNeil	74	2	10	12	58	0	0	0
155	Blaine Stoughton	34	5	6	11	8	0	0	0
156	Wayne Hicks	15	4	7	11	2	2	0	1
157	Bruce Crowder	26	4	7	11	23	0	0	0
158	Joe McDonnell	43	2	9	11	22	2	0	0
159	Tim Horton	44	2	9	11	40	0	0	1
160	Bob Stewart	65	3	7	10	52	0	0	0
161	TODD CHARLESWORTH	80	1	9	10	39	0	0	1
162	Nelson DeBenedel	31	6	3	9	11	1	0	0
163	Marty McSorley	87	2	7	9	239	0	0	0
164	Tom Thornbury	14	1	8	9	16	0	0	0
165	ROGER BELANGER	44	3	5	8	32	0	0	0
166	Ron Meighan	41	2	6	8	16	1	0	0
167	Shel Kannegiesser	75	2	6	8	76	0	0	0
168	Paul Mulvey	27	1	7	8	76	0	0	0
169	George Swarbrick	31	1	7	8	36	0	0	0
170	Ed Van Inpe	22	0	8	8	22	0	0	0
171	Tom Cassidy	26	3	4	7	15	0	0	0
172	Joe Nors	35	2	5	7	20	1	0	0
173	Dwight Schofield	25	1	6	7	59	0	0	0
174	Harvey Bennett	32	3	3	6	53	1	0	1
175	Tony Feltrin	39	3	3	6	44	0	0	0
176	PHIL BOURQUE	31	2	4	6	46	0	0	1
177	Bob Gladney	13	1	5	6	2	0	0	0
178	Kelly Pratt	22	0	6	6	15	0	0	0
179	Denis Herron	290	0	6	6	67	—	—	—
180	Arto Javanainen	14	4	1	5	2	0	0	0
181	Ron Snell	7	3	2	5	6	2	0	1
182	Ted Bulley	26	3	2	5	12	0	0	1
183	Yvon Labre	37	2	3	5	32	0	0	0
184	Doug Lecuyer	12	1	4	5	12	0	0	1
185	Robin Burns	41	0	5	5	32	0	0	0
186	Greg Millen	135	0	5	5	20	—	—	—
187	Michel Dion	151	0	5	5	14	—	—	—
188	Derek Sanderson	13	3	1	4	0	1	0	0
189	Mike McMahon	12	1	3	4	19	1	0	0
190	CHRIS DAHLQUIST	24	1	3	4	24	0	0	0

191	Rocky Saganjuk	29	1	3	4	37	0	0	0
192	Jim Wiley	26	0	4	4	2	0	0	0
193	Dick Malbussi	44	0	4	4	32	0	0	0
194	MITCH WILSON	17	2	1	3	83	0	0	0
195	Darren Lowe	8	1	2	3	0	0	0	0
196	Jim Shires	18	1	2	3	2	0	0	0
197	Wally Weir	14	0	3	3	34	0	0	0
198	Stan Jonathan	19	0	3	3	13	0	0	0
199	Larry Bignell	20	0	3	3	2	0	0	0
200	Ron Jones	25	0	3	3	15	0	0	0
201	Kim Clackson	45	0	3	3	166	0	0	0
202	Michel Plasse	76	0	3	3	24	—	—	—
203	Hartland Monahan	7	2	0	2	2	1	0	0
204	Billy Hicke	12	2	0	2	6	1	0	0
205	Brian McKenzie	6	1	1	2	4	0	0	0
206	Doug Barrie	8	1	1	2	8	0	0	0
207	LEE GIFFIN	8	1	1	2	0	0	0	0
208	Garry Swain	9	1	1	2	0	0	0	0
209	DWIGHT MATHIASSEN	10	1	1	2	4	0	0	0
210	Ted Nolan	18	1	1	2	34	0	0	0
211	Ed Gilbert	45	1	1	2	0	0	0	0
212	Tim Tookey	8	0	2	2	2	0	0	0
213	John Arbour	17	0	2	2	35	0	0	0
214	Tom Price	19	0	2	2	8	0	0	0
215	Dean DeFazio	22	0	2	2	28	0	0	0
216	Greg Tebbutt	24	0	2	2	33	0	0	0
217	Dunc Wilson	66	0	2	2	21	—	—	—
218	GILLES MELOCHE	77	0	2	2	22	—	—	—
219	Gary Inness	100	0	2	2	4	—	—	—
220	Mel Pearson	2	0	1	1	0	0	0	0
221	Neil Belland	3	0	1	1	0	0	0	0
222	Roy Edwards	15	0	1	1	0	0	0	0
223	Cam Newton	16	0	1	1	6	—	—	—
224	PAT RIGGIN	17	0	1	1	2	—	—	—
225	Bennett Wolf	30	0	1	1	133	0	0	0
226	Gilles Lupien	31	0	1	1	34	0	0	0
227	Jim Rutherford	115	0	1	1	18	—	—	—
228	Roberto Romano	123	0	1	1	6	—	—	—
229	Les Binkley	196	0	1	1	2	—	—	—
230	Marv Edwards	1	0	0	0	0	—	—	—
231	Rob Garner	1	0	0	0	0	0	0	0
232	Bob Geale	1	0	0	0	2	0	0	0
233	Alain Lemieux	1	0	0	0	0	0	0	0
234	Brian Lundberg	1	0	0	0	2	0	0	0
235	Greg Redquest	1	0	0	0	0	—	—	—
236	STEVE GUENETTE	2	0	0	0	0	—	—	—
237	Paul Hoganson	2	0	0	0	0	—	—	—
238	Lex Hudson	2	0	0	0	0	—	—	—
239	Bob Taylor	2	0	0	0	0	—	—	—
240	Yves Bergeron	3	0	0	0	0	—	—	—
241	Steve Lyon	3	0	0	0	2	0	0	0
242	CARL MOKOSAK	3	0	0	0	4	0	0	0
243	Grant Sasser	3	0	0	0	0	0	0	0
244	Bob Stumpf	3	0	0	0	0	0	0	0
245	Bill LeCane	4	0	0	0	0	0	0	0
246	Mike Meeker	4	0	0	0	5	0	0	0
247	Vincent Tremblay	4	0	0	0	2	0	0	0
248	Ted Lanyon	5	0	0	0	4	0	0	0
249	Gary Edwards	6	0	0	0	2	—	—	—
250	Petteri Lehto	6	0	0	0	4	0	0	0
251	Ian Turnbull	7	0	0	0	4	0	0	0
252	Brian Ford	8	0	0	0	0	—	—	—
253	Rich Suttler	9	0	0	0	0	0	0	0

YEAR	PTS	ASSISTS	POINTS	GOALS	PTS	ASSISTS	POINTS	GOALS
254. MIKE ROWE	11	0	0	0	11	0	0	0
255. Bob Johnson	12	0	0	0	6	—	—	—
256. Paul Harrison	13	0	0	0	0	—	—	—
257. Hank Nowak	13	0	0	0	11	0	0	0
258. Gordie Laxton	17	0	0	0	0	—	—	—
259. Nick Ricci	19	0	0	0	2	—	—	—
260. Hank Bassen	25	0	0	0	8	—	—	—
261. Joe Daley	38	0	0	0	2	—	—	—
262. Rob Holland	44	0	0	0	2	—	—	—
263. Andy Brown	45	0	0	0	62	—	—	—
264. Al Smith	93	0	0	0	61	—	—	—
Bench					240			
TOTAL	1578	5206	8524	13,730	24,620	1260	138	560

PITTSBURGH PENGUINS TEAM CAPTAINS

1967-68 Ab McDonald	1977-78 Jean Pronovost
1968-69 None	1978-79 Orest Kindrachuk
1969-70 None	1979-80 Orest Kindrachuk
1970-71 None	1980-81 Orest Kindrachuk
1971-72 None	1981-82 Randy Carlyle
1972-73 None	1982-83 Randy Carlyle
1973-74 Ron Schock	1983-84 Randy Carlyle
1974-75 Ron Schock	1984-85 Mike Bullard
1975-76 Ron Schock	1985-86 Mike Bullard
1976-77 Ron Schock	1986-87 Terry Ruskowski

BEST SEASONS

55 - Rick Kehoe (1980-81)	93 - Mario Lemieux (1985-86)
54 - Mario Lemieux (1986-87)	67 - Syl Apps (1975-76)
53 - Pierre Larouche (1975-76)	67 - Randy Carlyle (1980-81)
52 - Jean Pronovost (1975-76)	64 - Randy Carlyle (1981-82)
51 - Mike Bullard (1983-84)	63 - Ron Schock (1974-75)
48 - Mario Lemieux (1985-86)	61 - Syl Apps (1973-74)
43 - Lowell MacDonald (1973-74)	60 - Ron Stackhouse (1975-76)
43 - Jean Pronovost (1974-75)	58 - Pierre Larouche (1975-76)
43 - Mario Lemieux (1984-85)	57 - Mario Lemieux (1984-85)
41 - Mike Bullard (1985-86)	56 - Syl Apps (1972-73)
40 - Jean Pronovost (1973-74)	55 - Syl Apps (1974-75)
40 - Jean Pronovost (1977-78)	
40 - Warren Young (1984-85)	
141 - Mario Lemieux (1985-86)	409 - Paul Baxter (1981-82)
111 - Pierre Larouche (1975-76)	378 - Dave Schultz (1977-78)
107 - Mario Lemieux (1986-87)	322 - Pat Price (1981-82)
104 - Jean Pronovost (1975-76)	297 - Gary Rissling (1983-84)
100 - Mario Lemieux (1984-85)	238 - Paul Baxter (1982-83)
99 - Syl Apps (1975-76)	230 - Pat Boutette (1981-82)
92 - Mike Bullard (1983-84)	224 - Marty McSorley (1983-84)
88 - Rick Kehoe (1980-81)	218 - Dan Frawley (1986-87)
86 - Ron Schock (1974-75)	212 - Bryan Watson (1971-72)
85 - Syl Apps (1972-73)	209 - Gary Rissling (1984-85)
85 - Syl Apps (1973-74)	204 - Paul Baxter (1980-81)
85 - Rick Kehoe (1981-82)	
83 - Randy Carlyle (1980-81)	
83 - Mike Bullard (1985-86)	
82 - Lowell MacDonald (1973-74)	
21 - Paul Gardner (1981-82)	45 - Mario Lemieux (1985-86)
20 - Rick Kehoe (1980-81)	39 - Randy Carlyle (1980-81)
20 - Paul Gardner (1982-83)	33 - Randy Carlyle (1981-82)
19 - Doug Shedden (1985-86)	33 - Rick Kehoe (1981-82)
19 - Mario Lemieux (1986-87)	30 - Moe Mantha (1985-86)
18 - Pierre Larouche (1975-76)	27 - Pat Boutette (1981-82)
17 - Rick Kehoe (1981-82)	24 - Jean Pronovost (1975-76)
17 - Mario Lemieux (1985-86)	23 - Mario Faubert (1980-81)
16 - Mike Bullard (1985-86)	23 - Rick Kehoe (1982-83)
15 - Rick Kehoe (1982-83)	
15 - Mike Bullard (1983-84)	
62 - Mario Lemieux (1985-86)	319 - Pierre Larouche (1975-76)
50 - Rick Kehoe (1981-82)	299 - Jean Pronovost (1975-76)
46 - Randy Carlyle (1981-82)	299 - Rick Kehoe (1980-81)
41 - Pat Boutette (1981-82)	293 - Andy Bathgate (1967-68)
41 - Moe Mantha (1985-86)	284 - Al McDonough (1972-73)
40 - Randy Carlyle (1981-82)	276 - Mario Lemieux (1985-86)
39 - Rick Kehoe (1980-81)	275 - Jean Pronovost (1974-75)
39 - Paul Gardner (1981-82)	

PENGUINS GOALTENDERS YEAR-BY-YEAR

1967-68	Hank Bassen, Les Binkley	25 54	1299 3141	62 150	2 2	1 6	2.86 2.87	7 20	10 24	3 10	616 1437	.909 .905
1968-69	Marv Edwards Joe Daley Les Binkley	1 29 50	60 1615 2885	3 86 158	0 3 2	0 2 0	3.00 3.20 3.29	0 10 10	0 13 31	0 3 8	30 870 1451	.909 .910 .902
1969-70	Joe Daley Al Smith Les Binkley	9 46 27	528 2555 1477	26 129 79	1 3 0	0 2 3	2.95 3.03 3.21	1 15 10	5 20 13	3 8 1	224 1151 623	.896 .899 .887
1970-71	Les Binkley Al Smith Cam Newton Paul Hoganson	34 45 5 2	1870 2472 281 57	89 128 16 7	0 0 0 0	2 2 0 0	2.86 3.11 3.42 7.37	11 9 3 0	11 22 3 1	10 9 1 0	802 1126 99 21	.900 .898 .861 .750
1971-72	Roy Edwards Jim Rutherford Les Binkley	15 40 31	847 2160 1673	36 116 98	2 2 4	0 1 0	2.55 3.22 3.51	2 17 7	8 15 15	4 5 5	355 972 709	.908 .893 .879
1972-73	Jim Rutherford Denis Herron Cam Newton Andy Brown	49 18 11 9	2660 967 533 520	129 55 35 41	3 0 2 0	3 2 0 0	2.91 3.41 3.94 4.73	20 6 3 3	22 7 4 4	5 2 0 2	1333 397 261 270	.912 .878 .882 .866
1973-74	Gary Inness Jim Rutherford Andy Brown Denis Herron	20 26 38 5	1032 1432 1956 260	56 82 115 18	1 1 0 0	0 0 1 1	3.26 3.44 3.53 4.15	7 7 13 1	10 12 16 3	1 4 4 0	437 610 856 138	.886 .882 .882 .885
1974-75	Gary Inness Michel Plasse Bob Johnson Denis Herron	57 20 12 3	3122 1094 476 108	161 73 40 11	4 0 0 0	2 0 0 0	3.09 4.00 5.04 6.11	24 9 3 1	18 5 4 1	10 4 1 0	1542 578 237 66	.906 .888 .856 .857
1975-76	Michel Plasse Gary Inness Gordie Laxton Bob Taylor	55 23 8 2	3096 1212 414 78	178 82 31 7	1 1 2 1	2 0 0 0	3.45 4.06 4.49 5.38	24 8 3 0	19 9 4 1	10 2 4 0	1435 612 171 41	.889 .881 .838 .837
1976-77	Denis Herron Dunc Wilson Gordie Laxton	34 45 6	1920 2627 253	94 129 26	2 1 0	1 5 0	2.94 2.95 6.17	15 18 1	11 19 3	5 7 1	967 4243 130	.911 .906 .833
1977-78	Denis Herron Dunc Wilson Gordie Laxton Greg Redquest	60 21 2 1	3534 1180 73 13	210 95 9 3	4 0 0 0	0 0 0 0	3.57 4.83 7.40 13.85	20 5 1 0	25 11 1 0	15 3 0 0	1920 507 39 2	.900 .842 .813 .400
1978-79	Denis Herron Greg Millen Gordie Laxton	56 28 1	3208 1532 60	180 86 8	3 2 0	0 2 0	3.37 3.37 8.00	22 14 0	19 11 1	12 1 0	1487 685 19	.890 .875 .704
1979-80	Nick Ricci Greg Millen Bob Holland	4 44 34	240 2586 1974	14 157 125	0 2 4	0 2 1	3.50 3.64 3.83	2 18 10	2 18 17	0 6 6	123 1161 804	.898 .881 .865
1980-81	Nick Ricci Greg Millen Bob Holland	9 63 10	540 3721 539	35 258 45	1 6 0	0 4 0	3.89 4.16 5.01	4 25 1	5 27 5	0 10 3	216 1636 256	.861 .864 .851
1981-82	Gary Edwards Michel Dion Nick Ricci Paul Harrison	6 62 3 13	360 3580 160 700	22 226 14 64	0 8 2 1	1 0 2 0	3.67 3.79 5.25 5.49	3 25 0 3	2 24 3 7	1 12 0 0	171 1627 75 288	.886 .878 .824 .816
1982-83	Michel Dion Denis Herron Nick Ricci Roberto Romano	49 31 3 3	2791 1707 147 155	198 151 16 18	9 1 1 0	0 1 0 0	4.26 5.31 6.53 6.97	12 5 1 0	30 18 2 3	4 5 0 0	1306 777 60 78	.868 .837 .789 .813

PENGUINS GOALTENDERS YEAR-BY-YEAR

1983-84	Denis Herron Roberto Romano Michel Dion Vince Tremblay	38 18 30 4	2027 1020 1553 240	138 78 138 24	7 0 4 1	1 1 0 0	4.08 4.59 5.33 6.00	8 6 2 19	24 11 4 4	2 0 4 0	1056 552 793 117	.885 .876 .852 .830
1984-85	Roberto Romano Denis Herron Michel Dion Brian Ford	31 42 10 8	1629 2193 553 457	120 169 43 48	1 3 1 0	1 0 0 0	4.42 4.62 4.67 6.30	9 10 3 2	17 22 6 6	2 3 0 0	870 1188 272 248	.879 .875 .863 .838
1985-86	Roberto Romano GILLES MELOCHE Denis Herron	46 34 3	2683 1989 180	159 119 14	6 5 2	2 0 0	3.56 3.59 4.67	21 13 0	20 15 3	3 5 0	1229 880 76	.885 .881 .844
1986-87	PAT RIGGIN GILLES MELOCHE Roberto Romano STEVE GUENETTE	17 43 25 2	988 2343 1438 113	55 134 87 8	0 3 1 2	0 0 0 0	3.34 3.43 3.63 4.25	8 13 9 0	6 19 11 2	3 7 2 0	412 984 625 44	.882 .882 .878 .846

ALL-TIME GOALTENDING TOTALS

Roy Edwards	15	847	36	2	0	2.55	2	8	4	355	.908
Hank Bassen	25	1299	62	2	1	2.86	7	10	3	616	.909
Marv Edwards	1	60	3	0	0	3.00	0	1	0	30	.909
Al Smith	91	5027	257	3	4	3.07	24	42	17	2277	.899
Les Binkley	196	11,046	574	8	11	3.12	58	94	34	5022	.897
Joe Daley	38	2143	112	4	2	3.14	11	18	6	1094	.907
Jim Rutherford	115	6252	327	6	4	3.14	44	49	14	2915	.899
PAT RIGGIN	17	988	55	0	0	3.34	8	6	3	412	.882
Gary Inness	100	5366	299	6	2	3.34	39	37	13	2591	.897
GILLES MELOCHE	77	4332	253	8	0	3.50	26	34	12	1864	.881
Dunc Wilson	66	3807	224	1	5	3.53	23	30	10	1750	.887
Michel Plasse	75	4190	251	1	2	3.59	33	24	14	2013	.889
Gary Edwards	6	360	22	0	1	3.67	3	2	1	171	.886
Cam Newton	16	814	51	2	0	3.76	4	7	1	360	.876
Andy Brown	45	2476	156	0	1	3.78	16	20	6	1126	.878
Greg Millen	135	7839	501	10	4	3.83	57	56	18	3482	.874
Denis Herron	290	16,104	1040	22	6	3.87	88	133	44	8072	.886
Roberto Romano	123	6926	462	9	4	4.00	45	62	7	3354	.879
Bob Holland	44	2513	171	4	1	4.08	11	22	9	1060	.861
STEVE GUENETTE	2	113	8	2	0	4.25	0	2	0	44	.846
Michel Dion	151	8477	605	22	0	4.28	42	79	20	3998	.855
Nick Ricci	19	1087	79	4	0	4.36	7	12	0	474	.857
Bob Johnson	12	476	40	0	0	5.04	3	4	1	237	.856
Bob Taylor	2	78	7	1	0	5.38	0	1	0	41	.837
Paul Harrison	13	700	64	1	0	5.49	3	7	0	288	.816
Gordie Laxton	17	800	74	2	0	5.55	4	9	1	359	.829
Vincent Tremblay	4	240	24	1	0	6.00	0	4	0	117	.830
Brian Ford	8	457	48	0	0	6.30	2	6	0	248	.838
Paul Hoganson	2	57	7	0	0	7.37	0	1	0	21	.750
Greg Redquest	1	13	3	0	0	13.85	0	0	0	2	.400
TOTAL	1578	94,887	5815	120	49	3.75	560	780	238	44,393	.882

PENGUINS ALL-TIME GOALTENDING

	GP	MIN	GA	SO	SAVES	AVG	W-L-T	SVPCT
Brian Ford	2	117	9	0	65	4.62	1-1-0	.878
Gilles Meloche	3	180	10	0	79	3.33	1-2-0	.887
	GP	MIN	GA	SO	SAVES	AVG	W-L-T	SVPCT
Gilles Meloche	3	169	7	0	74	2.49	1-0-2	.914
	GP	MIN	GA	SO	SAVES	AVG	W-L-T	SVPCT
Brian Ford	1	60	3	0	28	3.00	1-0-0	.903
Gilles Meloche	3	180	12	0	86	4.00	1-2-0	.878
Pat Riggan	1	60	3	0	17	3.00	0-1-0	.850
	GP	MIN	GA	SO	SAVES	AVG	W-L-T	SVPCT
Gilles Meloche	3	180	9	0	79	3.00	1-2-0	.898
	GP	MIN	GA	SO	SAVES	AVG	W-L-T	SVPCT
Gilles Meloche	2	120	4	0	54	2.00	1-1-0	.931
Pat Riggan	1	61	3	0	19	2.95	1-0-0	.864
	GP	MIN	GA	SO	SAVES	AVG	W-L-T	SVPCT
Gilles Meloche	4	240	15	0	119	3.75	1-3-0	.888
Pat Riggan	1	60	2	0	20	2.00	1-0-0	.909
	GP	MIN	GA	SO	SAVES	AVG	W-L-T	SVPCT
Steve Guenette	1	53	4	0	22	4.53	0-1-0	.846
Gilles Meloche	3	87	7	0	34	4.83	0-1-0	.829
Pat Riggan	1	40	5	0	10	7.50	0-1-0	.667
	GP	MIN	GA	SO	SAVES	AVG	W-L-T	SVPCT
Gilles Meloche	3	105	11	0	35	6.29	1-0-0	.761
	GP	MIN	GA	SO	SAVES	AVG	W-L-T	SVPCT
Gilles Meloche	5	301	12	0	136	2.39	5-0-0	.919
	GP	MIN	GA	SO	SAVES	AVG	W-L-T	SVPCT
Gilles Meloche	6	370	24	0	154	3.89	1-3-2	.865
	GP	MIN	GA	SO	SAVES	AVG	W-L-T	SVPCT
Gilles Meloche	8	487	31	0	177	3.82	3-4-1	.851
Pat Riggan	1	60	2	0	28	2.00	1-0-0	.933
	GP	MIN	GA	SO	SAVES	AVG	W-L-T	SVPCT
Brian Ford	1	60	4	0	33	4.00	0-1-0	.892
Gilles Meloche	5	310	20	0	131	3.87	0-3-2	.868
Pat Riggan	1	60	5	0	22	5.00	0-1-0	.815
	GP	MIN	GA	SO	SAVES	AVG	W-L-T	SVPCT
Brian Ford	1	60	8	0	18	8.00	0-1-0	.692
Gilles Meloche	6	350	20	0	169	3.43	1-3-2	.894
Pat Riggan	2	121	5	0	59	2.48	1-1-0	.922

	GP	MIN	GA	SO	SAVES	AVG	W-L-T	SVPCT
Brian Ford	1	40	10	0	30	15.00	0-1-0	.750
Steve Guenette	1	60	4	0	22	4.00	0-1-0	.846
Gilles Meloche	5	279	17	0	112	3.66	0-5-0	.868
Pat Riggan	2	130	7	0	58	3.23	0-0-2	.892
	GP	MIN	GA	SO	SAVES	AVG	W-L-T	SVPCT
Gilles Meloche	2	120	8	0	63	4.00	1-1-0	.887
Pat Riggan	2	120	4	0	63	2.00	2-0-0	.940
	GP	MIN	GA	SO	SAVES	AVG	W-L-T	SVPCT
Gilles Meloche	3	190	10	0	95	3.16	1-0-2	.887
Pat Riggan	1	60	4	0	32	4.00	1-0-0	.889
	GP	MIN	GA	SO	SAVES	AVG	W-L-T	SVPCT
Gilles Meloche	2	88	6	0	39	4.09	1-0-0	.867
Pat Riggan	1	32	5	0	11	9.38	0-1-0	.688
	GP	MIN	GA	SO	SAVES	AVG	W-L-T	SVPCT
Gilles Meloche	2	75	2	0*	43	1.60	1-0-1	.956
Pat Riggan	1	65	3	0	22	2.77	0-0-1	.880
	GP	MIN	GA	SO	SAVES	AVG	W-L-T	SVPCT
Brian Ford	2	120	14	0	74	7.00	0-2-0	.841
Gilles Meloche	8	440	24	0	163	3.27	5-3-0	.872
Pat Riggan	1	60	4	0	20	4.00	0-1-0	.833
	GP	MIN	GA	SO	SAVES	AVG	W-L-T	SVPCT
Gilles Meloche	1	60	4	0	22	4.00	0-1-0	.852
Pat Riggan	1	60	3	0	31	3.00	1-0-0	.912

(All records with Pittsburgh only)

	GP	MIN	GA	SO	SAVES	AVG	W-L-T	SVPCT
Gilles Meloche (Home)	33	1889	109	0	755	3.46	11-15-5	.874
Gilles Meloche (Away)	44	2442	144	0*	1109	3.54	15-19-7	.885
GILLES MELOCHE (TOTAL)	77	4331	253	0*	1864	3.50	26-34-12	.881
Pat Riggan (Home)	9	552	26	0	229	2.83	5-2-2	.898
Pat Riggan (Away)	8	437	29	0	183	3.98	3-4-1	.863
PAT RIGGIN (TOTAL)	17	989	55	0	412	3.34	8-6-3	.882
Brian Ford (Home)	3	176	15	0	72	5.11	1-2-0	.828
Brian Ford (Away)	5	281	33	0	176	7.04	1-4-0	.842
BRIAN FORD (TOTAL)	8	457	48	0	248	6.30	2-6-0	.838
Steve Guenette (Home)	1	53	4	0	22	4.53	0-1-0	.846
Steve Guenette (Away)	1	60	4	0	22	4.00	0-1-0	.846
STEVE GUENETTE (TOTAL)	2	113	8	0	44	4.25	0-2-0	.846

* - Gilles Meloche & Roberto Romano combined for a shutout on January 23, 1987 at Vancouver.

ALL TIME LEADERS

1. Jean Pronovost	753	1. Syl Apps	349
2. Rick Kehoe	722	2. Rick Kehoe	324
3. Ron Stackhouse	621	3. Jean Pronovost	287
4. Ron Schock	619	4. Ron Schock	280
5. Dave Burrows	573	5. Ron Stackhouse	277
6. Syl Apps	495	6. Randy Carlyle	257
7. Greg Malone	495	7. Greg Malone	221
8. Peter Lee	431	8. MARIO LEMIEUX	203
9. Randy Carlyle	397	9. Mike Bullard	175
10. Mike Bullard	382	10. Lowell MacDonald	166
11. Ken Schinkel	371	11. Doug Shedden	159
12. Russ Anderson	353	12. Ken Schinkel	143
13. Val Fonteyne	349	13. Pierre Larouche	134
14. Bryan Hextall	335	14. Peter Lee	131
15. Doug Shedden	332	15. MOE MANTHA	123
16. Lowell MacDonald	328	16. Bryan Hextall	115
17. George Ferguson	310	17. Pat Boutette	109
18. Nick Harbaruk	308	18. Dave Burrows	108
19. Bryan Watson	303	19. George Ferguson	106
20. ROD BUSKAS	297	20. Paul Gardner	105
1. Jean Pronovost	316	1. Rick Kehoe	636
2. Rick Kehoe	312	2. Jean Pronovost	603
3. Mike Bullard	186	3. Syl Apps	500
4. Syl Apps	151	4. Ron Schock	404
5. MARIO LEMIEUX	145	5. Greg Malone	364
6. Greg Malone	143	6. Mike Bullard	361
7. Lowell MacDonald	140	7. MARIO LEMIEUX	348
8. Ron Schock	124	8. Ron Stackhouse	343
9. Doug Shedden	123	9. Randy Carlyle	323
10. Pierre Larouche	119	10. Lowell MacDonald	306
11. Peter Lee	114	11. Doug Shedden	282
12. Paul Gardner	98	12. Pierre Larouche	253
13. Ken Schinkel	93	13. Peter Lee	245
14. George Ferguson	89	14. Ken Schinkel	236
15. Greg Polis	88	15. Paul Gardner	203
16. Keith McCreary	82	16. George Ferguson	195
17. Rod Schutt	76	17. Bryan Hextall	186
18. Bryan Hextall	71	18. Pat Boutette	174
19. Bob Kelly	69	19. Rod Schutt	168
20. Wayne Bianchin	68	20. Greg Polis	158
21. Ron Stackhouse	66	21. MOE MANTHA	158
22. Randy Carlyle	66	22. Bob Kelly	154
1. Bryan Watson	871	11. Bryan Hextall	498
2. Paul Baxter	851	12. Greg Malone	496
3. Gary Rissling	832	13. Bob Kelly	462
4. Russ Anderson	684	14. Pat Price	459
5. ROD BUSKAS	635	15. DAN FRAWLEY	392
6. Randy Carlyle	582	16. Mike Bullard	388
7. Pat Boutette	548	17. DAVE HANNAN	350
8. Ron Stackhouse	547	18. Steve Durbano	309
9. Dave Schultz	535	19. Terry Ruskowski	309
10. Colin Campbell	517	20. Jean Pronovost	306

Year	Player	Points	Player	Points
1986-87	Mario Lemieux	54	Mario Lemieux	53
	Dan Quinn	28	Dan Quinn	43
	Randy Cunneynworth	26	Doug Bodger	38
	Craig Simpson	26		
1985-86	Mario Lemieux	48	MARIO LEMIEUX	93**
	Mike Bullard	41	Moe Mantha	52
	Doug Shedden	32	Mike Bullard	42
1984-85	Mario Lemieux	43	Mario Lemieux	57
	Warren Young	40	John Chabot	45
	Doug Shedden	35	Moe Mantha	40
1983-84	Mike Bullard	51	Mike Bullard	41
	Ron Flockhart	27	Doug Shedden	35
	Mark Taylor	24	Mark Taylor	31
1982-83	Rick Kehoe	29	Greg Malone	44
	Paul Gardner	28	Doug Shedden	43
	Pat Boutette	27	Randy Carlyle	41
1981-82	Mike Bullard	37	Randy Carlyle	64
	Paul Gardner	36	Rick Kehoe	52
	Rick Kehoe	33	Pat Boutette	51
1980-81	RICK KEHOE	55**	Randy Carlyle	67
	Paul Gardner	34	Mario Faubert	44
	Peter Lee	30	Paul Gardner	40
1979-80	Rick Kehoe	30	Greg Malone	32
	George Ferguson	21	Rick Kehoe	30
	Greg Malone	19	Orest Kindrachuk	29
	Gary McAdam	19	Peter Lee	29
1978-79	Greg Malone	35	Orest Kindrachuk	42
	Peter Lee	32	Pete Mahovich	39
	Rick Kehoe	27	Randy Carlyle	34
1977-78	Jean Pronovost	40	Greg Malone	43
	Rick Kehoe	29	Tom Edur	38
	Pete Mahovich	25	Gene Carr	37
1976-77	Jean Pronovost	33	Syl Apps	43
	Rick Kehoe	30	Pierre Larouche	34
	Pierre Larouche	29	Ron Stackhouse	34
1975-76	Pierre Larouche	53	Syl Apps	67
	Jean Pronovost	52	Ron Stackhouse	60
	Syl Apps	32	Pierre Larouche	58
1974-75	Jean Pronovost	43	Ron Schock	63
	Rick Kehoe	32	Syl Apps	55
	Vic Hadfield	31	Ron Stackhouse	45
	Pierre Larouche	31		
1973-74	Lowell MacDonald	43	Syl Apps	61
	Jean Pronovost	40	Lowell MacDonald	39
	Syl Apps	24	Jean Pronovost	32
1972-73	Al McDonough	35	Syl Apps	56
	Lowell MacDonald	34	Al McDonough	41
	Syl Apps	29	Lowell MacDonald	41
1971-72	Jean Pronovost	30	Syl Apps	44
	Greg Polis	30	Ken Schinkel	30
	Bryan Hextall	20	Ron Schock	29
1970-71	Jean Pronovost	21	Bryan Hextall	32
	Dean Prentice	21	Wally Boyer	30
	Keith McCreary	21	Andy Bathgate	29
1969-70	Dean Prentice	26	Michel Briere	32
	Ken Schinkel	20	Dean Prentice	25
	Jean Pronovost	20	Ken Schinkel	25
			Bob Woytowich	25
1968-69	Keith McCreary	25	Charlie Burns	38
	Ken Schinkel	18	Ken Schinkel	34
	Lou Angotti	17	Jean Pronovost	25
1967-68	Al McDonald	22	Andy Bathgate	39
	Andy Bathgate	20	Val Fonteyne	28
	Gene Ubriaco	18	Noel Price	27

POINT LEADERS

Year	Player	Points	Player	Points
1986-87	Mario Lemieux	107	Dan Frawley	218
	Dan Quinn	71	Terry Ruskowski	147
	Randy Cunneynworth	53	Randy Cunneynworth	144
1985-86	MARIO LEMIEUX	141**	Dan Frawley	174
	Mike Bullard	83	Terry Ruskowski	162
	Moe Mantha	67	Rod Buskas	159
1984-85	Mario Lemieux	100	Gary Rissling	209
	Warren Young	72	Rod Buskas	191
	Doug Shedden	67	Warren Young	178
1983-84	Mike Bullard	92	Gary Rissling	297
	Doug Shedden	57	Marty McSorley	224
	Mark Taylor	55	Pat Boulette	140
1982-83	Doug Shedden	67	Paul Baxter	238
	Rick Kehoe	65	Pat Boulette	152
	Greg Malone	61	Gary Rissling	128
1981-82	Rick Kehoe	85	PAUL BAXTER	409**
	Randy Carlyle	75	Pat Price	322
	Pat Boulette	74	Pat Boulette	230
1980-81	Rick Kehoe	88	Paul Baxter	204
	Randy Carlyle	83	Pat Hughes	161
	Paul Gardner	74	Gary Rissling	143
1979-80	Rick Kehoe	60	Kim Clackson	166
	Greg Malone	51	Russ Anderson	150
	George Ferguson	49	Mario Faubert	83
1978-79	Greg Malone	65	Dave Schultz	157
	Orest Kindrachuk	60	Colin Campbell	137
	Peter Lee	58	Russ Anderson	93
1977-78	Jean Pronovost	65	Dave Schultz	378
	Pete Mahovlich	61	Russ Anderson	150
	Greg Malone	61	Colin Campbell	103
1976-77	Jean Pronovost	64	Bob Kelly	115
	Pierre Larouche	63	Russ Anderson	81
	Syl Apps	61	Ron Stackhouse	72
1975-76	Pierre Larouche	111	Steve Durban	161
	Jean Pronovost	104	Bob Kelly	149
	Syl Apps	99	Barry Wilkins	106
1974-75	Ron Schock	86	Colin Campbell	172
	Syl Apps	79	Bob Kelly	120
	Jean Pronovost	75	Bob Paradise	109
1973-74	Syl Apps	85	Steve Durban	138
	Lowell MacDonald	82	Bryan Watson	137
	Jean Pronovost	72	Bob Kelly	78
1972-73	Syl Apps	85	Bryan Watson	179
	Al McDonough	76	Bryan Hextall	113
	Lowell MacDonald	75	Darryl Edestrand	88
1971-72	Syl Apps	59	Bryan Watson	212
	Jean Pronovost	53	Bryan Hextall	126
	Greg Polis	49	Syl Apps	78
1970-71	Bryan Hextall	48	Bryan Hextall	133
	Jean Pronovost	45	Bryan Watson	119
	Andy Bathgate	44	Nick Harbaruk	108
1969-70	Dean Prentice	51	Bryan Watson	189
	Ken Schinkel	45	Tracy Pratt	124
	Michel Briere	44	Glen Sather	114
1968-69	Ken Schinkel	52	Dunc McCallum	81
	Charlie Burns	51	Bob Woytowich	64
	Keith McCreary	48	Noel Price	61
1967-68	Andy Bathgate	59	Leo Boivin	74
	Lowell MacDonald	43	Al MacNeil	58
	Ken Schinkel	39	Andy Bathgate	55

POWER PLAY GOALS

Year	Player	Goals	Player	Assists	Player	Points
1986-87	Mario Lemieux	19	Moe Mantha	20	Mario Lemieux	38
	Dan Quinn	10	Mario Lemieux	19	Moe Mantha	28
	Moe Mantha	8	Terry Ruskowski	17	Terry Ruskowski	22
1985-86	Doug Shedden	19	MARIO LEMIEUX	45**	MARIO LEMIEUX	62**
	Mario Lemieux	17	Moe Mantha	30	Moe Mantha	41
	Mike Bullard	16				
1984-85	Mike Bullard	14	Mario Lemieux	22	Mario Lemieux	33
	Doug Shedden	12	Moe Mantha	16	Doug Shedden	25
	Mario Lemieux	11	John Chabot	13	Mike Bullard	24
			Doug Shedden	13		
1983-84	Mike Bullard	15	Randy Carlyle	19	Mike Bullard	31
	Pat Boulette	10	Mike Bullard	16	Mark Taylor	19
				Rick Kehoe	19	
1982-83	Paul Gardner	20	Rick Kehoe	23	Rick Kehoe	38
	Rick Kehoe	15	Doug Shedden	17	Paul Gardner	37
	Pat Boulette	13	Paul Gardner	17	Pat Boulette	29
			Greg Hotham	17		
1981-82	PAUL GARDNER	21**	Randy Carlyle	33	Rick Kehoe	50
	Rick Kehoe	17	Rick Kehoe	33	Pat Boulette	41
	Pat Boulette	14	Pat Boulette	27	Randy Carlyle	40
				Paul Gardner	39	
1980-81	Rick Kehoe	20	Randy Carlyle	39	Randy Carlyle	46
	Paul Gardner	18	Mario Faubert	23	Rick Kehoe	39
	Rod Schutt	11	Rick Kehoe	19	Paul Gardner	35
1979-80	Rick Kehoe	7	Randy Carlyle	15	Randy Carlyle	18
	Greg Malone	5	Four with	7	Rick Kehoe	14
1978-79	Peter Lee	10	Randy Carlyle	16	Randy Carlyle	19
	Greg Malone	8	Three with	11	Peter Lee	17
1977-78	Jean Pronovost	12	Gene Carr	20	Gene Carr	24
	Pete Mahovlich	9	Tom Edur	13	Jean Pronovost	21
1976-77	Pierre Larouche	8	Syl Apps	13	Pierre Larouche	17
	Jean Pronovost	7	Pierre Larouche	9	Syl Apps	16
	Rick Kehoe	7	Ron Stackhouse	9		
1975-76	Pierre Larouche	18	Jean Pronovost	24	Jean Pronovost	37
	Jean Pronovost	13	Ron Stackhouse	22	Pierre Larouche	32
	Lowell MacDonald	12	Vic Hadfield	20		
1974-75	Jean Pronovost	11	Ron Stackhouse	22	Ron Stackhouse	28
	Vic Hadfield	7	Vic Hadfield	18	Vic Hadfield	25
	Chuck Arnason	7				
1973-74	Lowell MacDonald	9	Syl Apps	16	Syl Apps	23
	Jean Pronovost	8	Lowell MacDonald	14	Lowell MacDonald	23
1972-73	Greg Polis	8	Al McDonough	15	Al McDonough	22
	Eddie Shack	8	Jack Lynch	11	Syl Apps	16
1971-72	Greg Polis	8	Syl Apps	11	Syl Apps	14
	Bryan Hextall	5	Ken Schinkel	8	Greg Polis	10
	Bob Leiter	5			Ron Schock	10
1970-71	Andy Bathgate	7	Duane Rupp	19	Bryan Hextall	20
	Ron Schock	7	Bryan Hextall	14	Duane Rupp	20
1969-70	Dean Prentice	12	Bob Woytowich	15	Bob Woytowich	20
	Jean Pronovost	5	Ken Schinkel	12	Dean Prentice	19
	Bob Woytowich	5	Michel Briere	12		
1968-69	Ken Schinkel	8	Ken Schinkel	11	Ken Schinkel	19
	Keith McCreary	8	Bob Woytowich	9	Keith McCreary	16
1967-68	Ab McDonald	6	Andy Bathgate	14	Andy Bathgate	16
	Art Stratton	5	Paul Andrea	9	Paul Andrea	14

COACHES & RECORDS

1967-68	Red Sullivan	74	27	34	13	67	195	216	.453
	(Home)	37	15	12	10	40	115	101	.541
	(Away)	37	12	22	3	27	80	115	.365
Fifth in Western Division - Did not make playoffs - 10th of 12 teams.									
1968-69	Red Sullivan	76	20	45	11	51	189	252	.336
	(Home)	38	12	20	6	30	99	113	.395
	(Away)	38	8	25	5	21	90	139	.276
Fifth in Western Division - Did not make playoffs - 11th of 12 teams.									
1969-70	Red Kelly	76	26	38	12	64	182	238	.421
	(Home)	38	17	13	8	42	105	108	.553
	(Away)	38	9	25	4	22	77	130	.289
Second in Western Division - 7th of 12 teams; Eliminated Oakland Seals 4-0 in Quarter-finals; Lost to St. Louis Blues 4-2 in Semi-finals.									
1970-71	Red Kelly	78	21	37	20	62	221	240	.397
	(Home)	39	18	12	9	45	126	92	.576
	(Away)	39	3	25	11	17	95	148	.218
Sixth in Western Division - Did not make playoffs - 11th of 14 teams.									
1971-72	Red Kelly	78	26	38	14	66	220	258	.423
	(Home)	39	18	15	6	42	132	125	.538
	(Away)	39	8	23	8	24	88	133	.308
Fourth in Western Division - 9th of 14 teams; Lost to Chicago Black Hawks 4-0 in Quarter-finals.									
1972-73	TOTAL	78	32	37	9	73	257	265	.468
	Red Kelly	42	17	19	6	40	144	137	.476
	(Home)	20	12	6	2	26	84	56	.650
	(Away)	22	5	13	4	14	60	81	.318
	Ken Schinkel	36	15	18	3	33	113	128	.458
	(Home)	19	12	5	2	26	66	48	.684
	(Away)	17	3	13	1	7	47	80	.206
Ken Schinkel replaced Red Kelly on January 13, 1973.									
Fifth in Western Division - Did not make playoffs - 10th of 16 teams.									
1973-74	TOTAL	78	28	41	9	65	242	273	.417
	Ken Schinkel	50	14	31	5	33	138	185	.330
	(Home)	26	7	16	3	17	69	87	.327
	(Away)	24	7	15	2	16	69	98	.333
	Marc Boileau	28	14	10	4	32	104	88	.571
	(Home)	13	8	2	3	19	55	29	.731
	(Away)	15	6	8	1	13	49	59	.433
Marc Boileau replaced Ken Schinkel on February 6, 1974.									
Fifth in Western Division - Did not make playoffs - 11th of 16 teams.									
1974-75	Marc Boileau	80	37	28	15	89	326	289	.556
	(Home)	40	25	5	10	60	192	113	.750
	(Away)	40	12	23	5	29	134	176	.363
Third in Norris Division - 6th of 18 teams; Eliminated St. Louis 2-0 in Preliminary Round; Lost to New York Islanders 4-3 in Quarter-finals.									
1975-76	TOTAL	80	35	33	12	82	339	303	.513
	Marc Boileau	43	15	23	5	35	161	181	.407
	(Home)	18	9	6	3	21	83	74	.583
	(Away)	25	6	17	2	14	78	107	.280
	Ken Schinkel	37	20	10	7	47	178	122	.635
	(Home)	22	14	5	3	31	113	63	.765
	(Away)	15	6	5	4	16	65	59	.533
Ken Schinkel replaced Marc Boileau on January 17, 1976.									
Third in Norris Division - 8th of 18 teams; Lost to Toronto Maple Leafs 2-1 in Preliminary Round.									
1976-77	Ken Schinkel	80	34	33	13	81	240	252	.506
	(Home)	40	22	12	6	50	139	119	.625
	(Away)	40	12	21	7	31	101	133	.386
Third in Norris Division - 7th of 18 teams; Lost to Toronto Maple Leafs 2-1 in Preliminary Round.									

COACHES & RECORDS

1977-78	Johnny Wilson	80	25	37	18	68	254	321	.425
	(Home)	40	16	15	9	41	143	147	.513
	(Away)	40	9	22	9	27	111	174	.338
Fourth in Norris Division - Did not make playoffs - 12th of 18 teams.									
1978-79	Johnny Wilson	80	36	31	13	85	281	279	.531
	(Home)	40	23	12	5	51	152	120	.638
	(Away)	40	13	19	8	34	129	159	.425
Second in Norris Division - 8th of 18 teams; Eliminated Buffalo Sabres 2-1 in Preliminary Round; Lost to Boston Bruins 4-0 in Quarter-finals.									
1979-80	Johnny Wilson	80	30	37	13	73	251	303	.456
	(Home)	40	20	13	7	47	145	134	.588
	(Away)	40	10	24	6	26	106	169	.325
Third in Norris Division - 13th of 21 teams; Lost to Boston Bruins 3-2 in Preliminary Round.									
1980-81	Eddie Johnston	80	30	37	13	73	302	345	.456
	(Home)	40	21	16	3	45	160	154	.563
	(Away)	40	9	21	10	28	142	191	.350
Third in Norris Division - 15th of 21 teams; Lost to St. Louis Blues 3-2 in Preliminary Round.									
1981-82	Eddie Johnston	80	31	36	13	75	310	337	.469
	(Home)	40	21	11	8	50	167	143	.625
	(Away)	40	10	25	5	25	143	194	.313
Fourth in Patrick Division - 12th of 21 teams; Lost to New York Islanders 3-2 in Preliminary Round.									
1982-83	Eddie Johnston	80	18	53	9	45	257	394	.563
	(Home)	40	14	22	4	32	134	170	.400
	(Away)	40	4	31	5	13	123	224	.163
Sixth in Patrick Division - Did not make playoffs - 21st of 21 teams.									
1983-84	Lou Angotti	80	16	58	6	38	254	390	.238
	(Home)	40	7	29	4	18	132	182	.225
	(Away)	40	9	29	2	20	122	208	.250
Sixth in Patrick Division - Did not make playoffs - 21st of 21 teams.									
1984-85	Bob Berry	80	24	51	5	53	276	385	.331
	(Home)	40	17	20	3	37	150	171	.463
	(Away)	40	7	31	2	16	126	214	.200
Sixth in Patrick Division - Did not make playoffs - 20th of 21 teams.									
1985-86	Bob Berry	80	34	38	8	76	313	305	.475
	(Home)	40	20	15	5	45	155	133	.563
	(Away)	40	14	23	3	31	158	172	.388
Fifth in Patrick Division - Did not make playoffs - 15th of 21 teams.									
1986-87	Bob Berry	80	30	38	12	72	297	290	.450
	(Home)	40	19	15	6	44	164	145	.550
	(Away)	40	11	23	6	28	133	145	.350
Fifth in Patrick Division - Did not make playoffs - 14th of 21 teams.									
TOTALS									
	NAME	GP	W	L	T	PTS	GF	GA	PCT.
	Marc Boileau	151	66	61	24	156	591	558	.517
	Ken Schinkel	203	83	92	28	194	669	687	.478
	Johnny Wilson	240	91	105	44	226	786	903	.471
	Red Kelly	274	90	132	52	232	767	873	.423
	Bob Berry	240	88	127	25	201	886	980	.419
	Eddie Johnston	240	79	126	35	193	869	1076	.402
	Red Sullivan	150	47	79	24	118	384	468	.393
	Lou Angotti	80	16	58	6	38	254	390	.238
	TOTAL	1578	560	780	238	1358	5206	5935	.430
	Home	789	367	297	125	859	2880	2627	.544
	Away	789	193	483	113	499	2326	3308	.316

PITTSBURGH PENGUINS TEAM RECORDS

SEASON

POINTS

Most Overall:	89 (1974-75) (37 wins & 15 ties)
Most Home:	60 (1974-75) (25 wins & 10 ties)
Most Away:	34 (1978-79) (13 wins & 8 ties)
Fewest Overall:	38 (1983-84) (16 wins & 6 ties)
Fewest Home:	18 (1983-84) (7 wins & 4 ties)
Fewest Away:	13 (1982-83) (4 wins & 5 ties)

WINS

Most Overall:	37 (1974-75)
Most Home:	25 (1974-75)
Most Away:	14 (1985-86)
Fewest Overall:	16 (1983-84)
Fewest Home:	7 (1983-84)
Fewest Away:	3 (1970-71)

LOSSES

Most Overall:	58 (1983-84)
Most Home:	29 (1983-84)
Most Away:	31 (1982-83)
Fewest Overall:	28 (1974-75)
Fewest Home:	5 (1974-75)
Fewest Away:	19 (1978-79)

TIES

Most Overall:	20 (1970-71)
Most Home:	10 (1967-68) & (1974-75)
Most Away:	11 (1970-71)
Fewest Overall:	9 (1972-73) & (1973-74)
Fewest Home:	3 (1980-81)
Fewest Away:	3 (1967-68) & (1973-74)

GOALS

Most For Overall:	339 (1975-76)
Most For Home:	196 (1975-76)
Most For Away:	158 (1985-86)
Fewest For Overall:	182 (1969-70)
Fewest For Home:	99 (1968-69)
Fewest For Away:	77 (1969-70)
Most Against Overall:	394 (1982-83)
Most Against Home:	182 (1983-84)
Most Against Away:	224 (1982-83)
Fewest Against Overall:	216 (1967-68)
Fewest Against Home:	92 (1970-71)
Fewest Against Away:	115 (1967-68)

ASSISTS

Most For:	567 (1975-76)
Fewest For:	294 (1969-70)
Most Against:	665 (1982-83)
Fewest Against:	338 (1967-68)

SEASON RECORDS

POINTS

Most For:	906 (1975-76)
Fewest For:	476 (1969-70)
Most Against:	1049 (1982-83)
Fewest Against:	554 (1967-68)

PENALTIES

Most For:	710 (1981-82)
Fewest For:	248 (1967-68)
Most Against:	722 (1981-82)
Fewest Against:	330 (1967-68)

PENALTY MINUTES

Most For:	2212 (1981-82)
Fewest For:	554 (1967-68)
Most Against:	2395 (1981-82)
Fewest Against:	750 (1967-68)

MINORS

Most For:	561 (1981-82)
Fewest For:	237 (1967-68)
Most Against:	550 (1981-82)
Fewest Against:	315 (1967-68)

MAJORS

Most For:	83 (1983-84)
Fewest For:	1 (1967-68)
Most Against:	88 (1983-84)
Fewest Against:	6 (1967-68)

MISCONDUCTS

Most For:	69 (1981-82)
Fewest For:	1 (1968-69)
Most Against:	87 (1981-82)
Fewest Against:	7 (1976-77)

SHOTS ON GOAL

Most For:	2761 (1974-75)
Fewest For:	2231 (1968-69)
Most Against:	2908 (1983-84)
Fewest Against:	2236 (1969-70)

POWER PLAY CHANCES

Most For:	425 (1985-86)
Fewest For:	262 (1977-78) & (1979-80)
Most Against:	401 (1982-83)
Fewest Against:	193 (1967-68)

POWER PLAY GOALS

Most For:	99 (1981-82)
Fewest For:	37 (1967-68)
Most Against:	110 (1982-83)
Fewest Against:	31 (1967-68)

POWER PLAY %

Highest For:	24.7 (1981-82)
Lowest For:	13.6 (1967-68)
Highest Against:	27.4 (1982-83)
Lowest Against:	16.1 (1967-68)

SHORTHANDED GOALS

Most For:	13 (1974-75)
Fewest For:	2 (1967-68) & (1968-69)
Most Against:	21 (1984-85)
Fewest Against:	4 (1973-74), (1978-79) & (1979-80)

GOALS

Most For, Home Game:	12 vs Washington (March 15, 1975)
Most For, Away Game:	9 at California (December 17, 1975) 9 at Vancouver (March 13, 1979)
Most Against, Home Game:	10 vs Edmonton (February 19, 1983)
Most Against, Away Game:	13 at Philadelphia (March 22, 1984)
Most For, Two Games:	18 (March 15 to March 16, 1975)
Most For, Three Games:	23 (February 17 to February 21, 1976)
Most For, Four Games:	29 (February 15 to February 21, 1976)
Most For, Five Games:	34 (February 12 to February 21, 1986)
Most Against, Two Games:	19 (March 22 to March 24, 1984)
Most Against, Three Games:	23 (January 31 to February 6, 1982) 23 (January 12 to January 15, 1983) 23 (March 22 to March 25, 1984) 23 (March 9 to March 13, 1985)
Most Against, Four Games:	28 (December 19 to December 26, 1980) 28 (January 31 to February 7, 1982) 28 (January 22 to January 28, 1983) 28 (March 22 to March 28, 1984) 28 (March 7 to March 13, 1985)
Most Against, Five Games:	34 (January 7 to January 15, 1983) 34 (February 22 to March 1, 1984) 34 (March 22 to March 29, 1984) 34 (March 3 to March 10, 1985) 34 (March 5 to March 13, 1985)
Most Against, Six Games:	41 (March 3 to March 13, 1985)
Fewest For, Two Games:	0 (January 14 to January 17, 1970) 0 (February 20 to February 23, 1972) 0 (March 3 to March 4, 1973) 0 (February 2 to February 7, 1980)
Fewest For, Three Games:	1 (October 31 to November 4, 1973)
Fewest For, Four Games:	2 (October 31 to November 7, 1973)
Fewest For, Five Games:	5 (Four times)
Fewest Against, Two Games:	1 (Eleven times)
Fewest Against, Three Games:	1 (February 20 to February 24, 1973)
Fewest Against, Four Games:	3 (February 20 to February 25, 1973)
Fewest Against, Five Games:	5 (February 20 to February 28, 1973)
Most For, Both Teams, Home:	17 (February 19, 1983 vs Edmonton) (Edmonton 10, Pittsburgh 7)
Most For, Both Teams, Away:	17 (March 22, 1984 at Philadelphia) (Philadelphia 13, Pittsburgh 4)
ASSISTS	
Most For, Home Game:	20 vs Washington (March 15, 1975)
Most For, Away Game:	14 at Vancouver (March 16, 1974) 14 at Hartford (December 26, 1980)
Most Against, Home Game:	15 vs Minnesota (February 3, 1980) 15 vs Edmonton (February 19, 1983)
Most Against, Away Game:	22 at Philadelphia (March 22, 1984)
Most For, Both Teams, Home:	28 vs Edmonton (February 19, 1983)
Most For, Both Teams, Away:	29 at Hartford (December 26, 1980)

POINTS

Most For, Home Game:	32 vs Washington (March 15, 1975)
Most For, Away Game:	22 at Vancouver (March 16, 1974) 22 at Vancouver (March 13, 1979)
Most Against, Home Game:	25 vs Edmonton (February 19, 1983)
Most Against, Away Game:	35 at Philadelphia (March 22, 1984)
Most For, Both Teams, Home:	45 vs Edmonton (February 19, 1983)
Most For, Both Teams, Away:	45 at Hartford (December 26, 1980) 45 at Philadelphia (March 22, 1984)
PENALTIES	
Most Home Game:	28 vs Edmonton (January 19, 1980) (12-8-8)
Most Away Game:	28 at NY Islanders (October 14, 1982) (15-7-6)
Opponent Most, Home Game:	24 vs Edmonton (January 19, 1980) (9-9-6)
Opponent Most, Away Game:	25 at Detroit (November 2, 1977) (14-8-3)
Most Both Teams, Home:	52 vs Edmonton (January 19, 1980) (21-17-14)
Most Both Teams, Away:	50 at NY Islanders (October 14, 1982) (24-15-11)

PENALTY MINUTES

Most Home Game:	144 vs Edmonton (January 19, 1980) (12-8-8)
Most Away Game:	125 at NY Islanders (October 14, 1982) (15-7-6)
Opponent Most, Home Game:	123 vs Edmonton (January 19, 1980) (9-9-6)
Opponent Most, Away Game:	123 at Winnipeg (October 31, 1980) (9-3-9)
Most Both Teams, Home:	267 vs Edmonton (January 19, 1980) (21-17-14) (Pittsburgh 144, Edmonton 123)
Most Both Teams, Away:	244 at Winnipeg (October 31, 1980) (17-6-18) (Winnipeg 123, Pittsburgh 121)

SHOTS

Most For, Home Game:	65 vs Washington (Low/Belhumeur) (March 15, 1975)
Most For, Away Game:	49 at Toronto (Hamel) (November 20, 1974) 49 at Chicago (Esposito) (February 25, 1979)
Most Against, Home Game:	55 vs Montreal (Wilson/Laxton) (October 23, 1976)
Most Against, Away Game:	59 at Atlanta (Wilson/Herron) (March 15, 1977)
Fewest For, Home:	17 vs Philadelphia (St. Croix) (October 23, 1982)
Fewest For, Away:	11 at Boston (Gilbert) (March 27, 1977)
Opponent Fewest, Home:	13 vs Los Angeles (Smith) (October 22, 1969)
Opponent Fewest, Away:	15 at California (Binkley) (October 17, 1971)

SAVES

Most For, Home Game:	48 vs Philadelphia (Dion) (October 23, 1982)
Most For, Away Game:	52 at Atlanta (Wilson/Herron) (March 15, 1977) 51 at Philadelphia (Inness) (November 9, 1975)
Most Against, Home Game:	53 vs Montreal (Thomas) (March 10, 1974)
Most Against, Away Game:	47 at Chicago (Esposito) (February 25, 1979)
Fewest For, Home:	11 vs Los Angeles (Smith) (October 22, 1969) 11 vs NY Rangers (Millen) (December 22, 1979)
Fewest For, Away:	13 at St. Louis (Newton) (April 3, 1971) 13 at Montreal (Inness/Brown) (February 28, 1974) 13 at NY Rangers (Harrison) (December 14, 1981)
Opponent Fewest, Home:	13 vs Philadelphia (St. Croix) (October 23, 1982)
Opponent Fewest, Away:	9 at Montreal (Penney) (October 13, 1984)

GOALS

Most For, Home Period: 7 vs St. Louis (November 22, 1972)
Most For, Away Period: 5 at NY Rangers (October 28, 1973)

Most Against, Home Period: 6 vs Minnesota (February 3, 1982)
6 vs Minnesota (January 12, 1983)
6 vs Montreal (January 15, 1983)
6 vs Quebec (February 16, 1985)

Most Against, Away Period: 7 at Philadelphia (March 22, 1984)

Most For, Both Teams, Home: 8 vs St. Louis (November 22, 1972)
8 vs Vancouver (October 6, 1976)
8 vs Montreal (January 11, 1978)
8 vs Detroit (November 4, 1978)
8 vs Montreal (January 15, 1983)

Most For, Both Teams, Away: 8 at Vancouver (March 16, 1974)
8 at Hartford (November 30, 1979)
8 at Hartford (December 26, 1980)

ASSISTS

Most For, Home Period: 11 vs St. Louis (November 22, 1972)
Most For, Away Period: 9 at NY Rangers (October 28, 1973)

Most Against, Home Period: 12 vs Quebec (February 16, 1985)

Most Against, Away Period: 13 at Philadelphia (March 22, 1984)

Most For, Both Teams, Home: 15 vs Vancouver (October 6, 1976)

Most For, Both Teams, Away: 14 at NY Islanders (December 11, 1976)
14 at Hartford (December 26, 1980)

POINTS

Most For, Home Period: 18 vs St. Louis (November 22, 1972)
Most For, Away Period: 14 at NY Rangers (October 28, 1973)

Most Against, Home Period: 18 vs Quebec (February 16, 1985)

Most Against, Away Period: 20 at Philadelphia (March 22, 1984)

Most For, Both Teams, Home: 23 vs Vancouver (October 6, 1976)

Most For, Both Teams, Away: 21 at Vancouver (March 16, 1974)
21 at NY Islanders (December 11, 1976)

PENALTIES

Most Home Period: 24 vs Edmonton (January 19, 1980) (9-7-8)
Most Away Period: 18 at NY Islanders (October 14, 1982) (9-4-5)

Opponent Most, Home Period: 19 vs Edmonton (January 19, 1980) (5-8-6)

Opponent Most, Away Period: 15 at Detroit (November 2, 1977) (6-6-3)
15 at Winnipeg (October 31, 1980) (4-2-9)

Most Both Teams, Home: 43 vs Edmonton (January 19, 1980) (14-15-14)
Most Both Teams, Away: 31 at Detroit (November 2, 1977) (13-12-6)

RECORDS

PENALTY MINUTES

Most Home Period: 133 vs Edmonton (January 19, 1980) (9-7-8)
Most Away Period: 110 at Buffalo (December 7, 1980) (5-2-9)

Opponent Most, Home Period: 110 vs Edmonton (January 19, 1980) (5-8-6)

Opponent Most, Away Period: 108 at Winnipeg (October 31, 1980) (4-2-9)

Most Both Teams, Home: 243 vs Edmonton (January 19, 1980) (14-15-14)
Most Both Teams, Away: 213 at Buffalo (December 7, 1980) (9-3-18)

SHOTS

Most For, Home Period: 27 vs Washington (Low) (March 15, 1975)
Most For, Away Period: 23 at Washington (Parro) (March 28, 1982)

Most Against, Home Period: 23 vs Detroit (Binkley) (December 4, 1968)
23 vs Montreal (Wilson/Laxton) (Oct. 23, 1976)

Most Against, Away Period: 28 at NY Islanders (Herron) (December 5, 1978)

Fewest For, Home Period: 2 vs St. Louis (Plante) (November 19, 1969)
2 vs Buffalo (Desjardins) (January 15, 1977)

Fewest For, Away Period: 1 at Boston (Cheevers) (December 15, 1968)
1 at NY Rangers (Giacomin) (March 8, 1970)
1 at Chicago (Esposito) (February 10, 1974)
1 at Montreal (Penney) (October 13, 1985)

Fewest Against, Home Period: 1 vs NY Rangers (Holland) (November 24, 1979)
1 vs Calgary (Dion) (March 7, 1982)

Fewest Against, Away Period: 1 at Washington (Herron) (January 6, 1977)

SAVES

Most For, Home Period: 21 vs NY Rangers (Binkley) (November 16, 1968)
21 vs NY Rangers (Binkley) (March 18, 1970)
21 vs Washington (Herron) (November 21, 1984)
25 at NY Islanders (Herron) (December 5, 1978)

Most For, Away Period: 24 vs Hartford (Veisor) (February 19, 1981)

Most Against, Home Period: 22 at Minnesota (Worsley) (March 23, 1974)

Most Against, Away Period: 1 vs California (Rutherford) (March 3, 1973)
1 vs California (Brown) (February 16, 1974)
1 vs NY Rangers (Holland) (November 24, 1979)
1 vs Chicago (Ricci) (January 10, 1981)
1 vs Calgary (Dion) (March 7, 1982)

Fewest For, Home Period: 1 at St. Louis (Binkley) (March 19, 1970)
1 at L.A. (Hoganson/Smith) (Mar. 20, 1971)
1 at Washington (Herron) (January 6, 1977)
1 at Boston (November 14, 1981)

Opponent Fewest, Home Period: 1 vs Toronto (Palmateer) (December 26, 1976)
1 vs Buffalo (Desjardins) (January 15, 1977)

Opponent Fewest, Away Period: 0 at Boston (Cheevers) (December 15, 1968)

GOAL TENDER RECORDS

GAMES PLAYED

Most All Time: 290 - Denis Herron
 Most One Season: 63 - Greg Millen (1980-81)
 Most Home, One Season: 34 - Greg Millen (1980-81)
 34 - Michel Dion (1981-82)
 31 - Denis Herron (1978-79)

MINUTES PLAYED

Most All Time: 16,104 - Denis Herron
 Most One Season: 3,721 - Greg Millen (1980-81)
 Most Home, One Season: 2,040 - Greg Millen (1980-81)
 Most Away, One Season: 1,748 - Denis Herron (1978-79)

GOALS AGAINST

Most All Time: 1040 - Denis Herron
 Most One Season: 258 - Greg Millen (1980-81)
 Most Home, One Season: 128 - Greg Millen (1980-81)
 Most Away, One Season: 130 - Greg Millen (1980-81)

GOALS AGAINST AVERAGE

Lowest All Time: 2.86 - Hank Bassen
 Lowest One Season: 2.86 - Hank Bassen (1967-68)
 2.86 - Les Binkley (1970-71)
 Lowest Home, One Season: 2.02 - Al Smith (1970-71)
 Lowest Away, One Season: 2.81 - Dunc Wilson (1976-77)

SHUTOUTS

Most All Time: 11 - Les Binkley
 Most One Season: 6 - Les Binkley (1967-68)
 Most Home, One Season: 3 - Les Binkley (1967-68)
 Most Away, One Season: 3 - Les Binkley (1967-68)

SAVES

Most All Time: 8,072 - Denis Herron
 Most One Season: 1,920 - Denis Herron (1977-78)
 Most Home, One Season: 938 - Denis Herron (1977-78)
 Most Away, One Season: 982 - Denis Herron (1977-78)
 Most Per Game, All Time: 30.6 - Joe Daley
 Most Per Game, One Season: 32.6 - Denis Herron (1977-78)
 Most Per Game, Home Season: 31.2 - Joe Daley (1968-69)
 Most Per Game, Away Season: 35.8 - Denis Herron (1977-78)
 Best Save Pct. All-Time: 90.8 - Hank Bassen
 Best Save Pct. One Season: 91.2 - Jim Rutherford (1972-73)

GOAL TENDER RECORDS

WINS

Most All Time: 88 - Denis Herron
 Most One Season: 25 - Greg Millen (1980-81)
 25 - Michel Dion (1981-82)
 Most Home, One Season: 19 - Greg Millen (1980-81)
 19 - Michel Dion (1981-82)
 Most Away, One Season: 10 - Les Binkley (1967-68)

LOSSES

Most All Time: 133 - Denis Herron
 Most One Season: 31 - Les Binkley (1968-69)
 Most Home, One Season: 17 - Les Binkley (1968-69)
 Most Away, One Season: 17 - Les Binkley (1967-68)
 17 - Michel Dion (1981-82)

TIES

Most All Time: 44 - Denis Herron
 Most One Season: 15 - Denis Herron (1977-78)
 Most Home, One Season: 9 - Les Binkley (1967-68)
 Most Away, One Season: 7 - Denis Herron (1977-78) & (1978-79)
 7 - Greg Millen (1980-81)

STREAKS

Most Consecutive Wins: 7 - Roberto Romano (Oct. 11 to Oct. 25, 1986)
 Most Consecutive Home Wins: 13 - Jim Rutherford (Feb. 16 to Nov. 22, 1972)
 Most Consecutive Away Wins: 4 - Les Binkley (Feb. 25 to March 30, 1968)
 4 - Denis Herron (Oct. 14 to Nov. 12, 1983)
 Most Consecutive Losses: 9 - Michel Dion (Dec. 20, 1983 to Mar. 4, 1984)
 Most Consecutive Home Losses: 5 - Denis Herron (Oct. 18 to Nov. 16, 1983)
 5 - Michel Dion (Apr. 3, to Oct. 22, 1982)
 Most Consecutive Away Losses: 10 - Joe Daley (Nov. 13, 1968 to Mar. 20, 1969)
 10 - Denis Herron (Dec. 22, 1984 to Mar. 30, 1985)
 11 - Michel Plasse (Jan. 25 to Mar. 6, 1976) (6-0-5)
 Longest Unbeaten Streak: 18 - Michel Plasse (Jan. 11 to Dec. 31, 1975) (14-0-4)
 Longest Home Unbeaten Streak: 7 - Denis Herron (March 13 to 27, 1979) (5-0-2)
 Longest Away Unbeaten Streak: 15 - Al Smith (Jan. 28 to Apr. 1, 1971) (0-10-5)
 Longest Winless Streak: 9 - Les Binkley (Nov. 6 to Dec. 21, 1968) (0-8-1)
 Longest Home Winless Streak: 26 - Al Smith (Mar. 5, 1970 to Apr. 1, 1971) (0-18-8)
 Longest Away Winless Streak:

INDIVIDUAL RECORDS

	ALL TIME
Most Games Played:	753 - Jean Pronovost
Most Consecutive Games:	320 - Ron Schock
Most Points:	636 - Rick Kehoe
Most Goals:	316 - Jean Pronovost
Most Assists:	349 - Syl Apps
Most Penalties:	302 - Bryan Watson
Most Penalty Minutes:	871 - Bryan Watson
	SEASON
Most Goals:	55 - Rick Kehoe (1980-81) 54 - Mario Lemieux (1986-87) 53 - Pierre Larouche (1975-76) 52 - Jean Pronovost (1975-76) 51 - Mike Bullard (1983-84)
Most Goals, Center:	54 - Mario Lemieux (1986-87) 53 - Pierre Larouche (1975-76) 51 - Mike Bullard (1983-84)
Most Goals, Left Wing:	43 - Lowell MacDonald (1973-74) 40 - Warren Young (1984-85)
Most Goals, Right Wing:	55 - Rick Kehoe (1980-81) 52 - Jean Pronovost (1975-76)
Most Goals, Defenseman:	16 - Randy Carlyle (1980-81) 15 - Darryl Edestrand (1972-73) 15 - Ron Stackhouse (1974-75) 15 - Randy Carlyle (1982-83) 15 - Moe Mantha (1985-86) 15 - Norm Schmidt (1985-86)
Most Assists:	93 - Mario Lemieux (1985-86) 67 - Syl Apps (1975-76) 67 - Randy Carlyle (1980-81)
Most Assists, Center:	93 - Mario Lemieux (1985-86) 67 - Syl Apps (1975-76)
Most Assists, Left Wing:	51 - Pat Boutette (1981-82)
Most Assists, Right Wing:	43 - Lowell MacDonald (1975-76) 52 - Jean Pronovost (1975-76) 52 - Rick Kehoe (1981-82)
Most Assists, Defenseman:	67 - Randy Carlyle (1980-81) 64 - Randy Carlyle (1981-82) 60 - Ron Stackhouse (1975-76)
Most Points:	141 - Mario Lemieux (1985-86) 111 - Pierre Larouche (1975-76) 107 - Mario Lemieux (1986-87) 104 - Jean Pronovost (1975-76) 100 - Mario Lemieux (1984-85)
Most Points, Center:	141 - Mario Lemieux (1985-86) 111 - Pierre Larouche (1975-76) 107 - Mario Lemieux (1986-87)
Most Points, Left Wing:	100 - Mario Lemieux (1984-85) 82 - Lowell MacDonald (1973-74) 75 - Lowell MacDonald (1972-73)
Most Points, Right Wing:	104 - Jean Pronovost (1975-76) 88 - Rick Kehoe (1980-81)
Most Points, Defenseman:	83 - Randy Carlyle (1980-81) 75 - Randy Carlyle (1981-82) 71 - Ron Stackhouse (1975-76)
Most Points, Goaltender:	3 - Greg Millen (1979-80)
Most Penalty Minutes:	409 - Paul Baxter (1981-82) 378 - Dave Schultz (1977-78)
Most PIM, Center:	133 - Bryan Hextall (1970-71) 127 - Dave Hannan (1982-83)

INDIVIDUAL RECORDS

	SEASON
Most PIM, Left Wing:	378 - Dave Schultz (1977-78)
Most PIM, Right Wing:	218 - Dan Frawley (1986-87)
Most PIM, Defenseman:	409 - Paul Baxter (1981-82)
Most PIM, Goaltender:	60 - Andy Brown (1973-74)
Most Shots On Goal:	319 - Pierre Larouche (1975-76) 299 - Jean Pronovost (1975-76) 299 - Rick Kehoe (1980-81) 319 - Pierre Larouche (1975-76)
Most SOG, Center:	260 - Lowell MacDonald (1973-74)
Most SOG, Left Wing:	299 - Jean Pronovost (1975-76)
Most SOG, Right Wing:	299 - Rick Kehoe (1980-81)
Most SOG, Defenseman:	242 - Randy Carlyle (1980-81)
	POWER PLAY GOALS
Most Goals:	21 - Paul Gardner (1981-82) 20 - Rick Kehoe (1980-81) 20 - Paul Gardner (1982-83)
Most Assists:	45 - Mario Lemieux (1985-86) 39 - Randy Carlyle (1980-81)
Most Points:	62 - Mario Lemieux (1985-86) 50 - Rick Kehoe (1981-82)
	CONSECUTIVE GAME SCORING STREAKS
Goals:	9 - Paul Gardner (Feb. 19 - Mar. 6, 1983) (10 g)
Assists:	14 - Mario Lemieux (Jan. 15 - Feb. 16, 1986) (23, a)
Points:	28 - Mario Lemieux (Jan. 11 - Mar. 15, 1986) (21-38-59)
	GAME
Most Goals:	4 - Paul Gardner (December 13, 1980 vs Philadelphia) 4 - Mike Bullard (December 5, 1984 vs St. Louis) 4 - Mario Lemieux (December 31, 1985 at St. Louis) 4 - Mario Lemieux (December 12, 1986 vs Toronto) 4 - Randy Cunneynworth (March 3, 1987 at Quebec)
Most Assists:	6 - Ron Stackhouse (March 8, 1975 vs Philadelphia) 6 - Greg Malone (November 28, 1979 vs Quebec) 6 - Syl Apps (Dec. 13, 1972 vs NY Islanders) (3-3) 6 - Ron Stackhouse (Mar. 8, 1975 vs Phila.) (0-6) 6 - Greg Malone (Nov. 28, 1979 vs Quebec) (0-6) 6 - Mike Bullard (Dec. 5, 1984 vs St. Louis) (4-2) 6 - Mario Lemieux (Dec. 31, 1985 at St. Louis) (4-2) 6 - Kevin LaVallee (Oct. 29, 1986 vs New Jersey) (3-3) 6 - Mario Lemieux (Dec. 12, 1986 vs Toronto) (4-2)
Most Points:	9 - Russ Anderson (Jan. 19, 1980 vs Edmonton) (3-3-3)
Most Penalties:	51 - Russ Anderson (Jan. 19, 1980 vs Edmonton)
Most Penalty Minutes:	
Most Goals:	3 - Al McDonough (November 18, 1972 vs Atlanta) 3 - Lowell MacDonald (November 13, 1973 vs Minnesota) 3 - Rick Kehoe (March 10, 1976 vs Buffalo) 3 - Mario Lemieux (December 12, 1986 vs Toronto)
Most Assists:	4 - Syl Apps (March 24, 1971 vs Detroit) 4 - Ron Stackhouse (Mar. 8, 1975 vs Phila.) (0-4) 4 - Syl Apps (March 24, 1971 vs Detroit) (0-4) 4 - Ron Stackhouse (Mar. 8, 1975 vs Phila.) (0-4) 4 - Syl Apps (March 19, 1976 at Washington) (1-3)
Most Points:	8 - Russ Anderson (Jan. 19, 1980 vs Edmonton) (3-2-3)
Most Penalties:	46 - Russ Anderson (Jan. 19, 1980 vs Edmonton)
Most Penalty Minutes:	

FASTEST GOALS

- FASTEST TWO GOALS, PITTSBURGH:** 7 seconds by Wally Boyer, March 5, 1970 at Detroit vs Roy Edwards;
9 seconds by Darryl Edestrand, March 12, 1972 at Boston vs Gerry Cheevers
- FASTEST TWO GOALS, OPPONENT:** 6 seconds by Sylvain Turgeon (Hartford) March 28, 1987 at Hartford vs Pat Riggin
- FASTEST TWO PITTSBURGH ASSISTS:** 7 seconds by Ron Schock; March 5, 1970 at Detroit on goals by Wally Boyer
- FASTEST TWO OPPONENT ASSISTS:** 6 seconds by Pete Mahovich (Montreal) April 2, 1975 at Montreal
6 seconds by Dean Evasch (Hartford) March 28, 1987 at Hartford
- FASTEST THREE GOALS, PITTSBURGH:** 4:17 by Lowell MacDonald, November 13, 1973 vs Cesare Maniago vs Minnesota
- FASTEST THREE GOALS, OPPONENT:** 3:26 by Stan Gilbertson (Washington) April 6, 1975 vs Bob Johnson at Washington
- FASTEST FOUR GOALS, PITTSBURGH:** 24:21 by Paul Gardner, December 13, 1980 vs Phil Myre vs Philadelphia
- FASTEST FOUR GOALS, OPPONENT:** 34:40 by Stan Gilbertson (Washington) April 6, 1975 vs Bob Johnson at Washington
-
- FASTEST TWO GOALS, BOTH TEAMS:** (NHL RECORD) 4 seconds by Wayne Bianchin (Pittsburgh) & Guy Chouinard (Atlanta), March 15, 1977 at Atlanta
5 seconds by Rick Martin (Buffalo) & Greg Polis (Pittsburgh), January 3, 1974, Buffalo
- FASTEST TWO PITTSBURGH GOALS:** 7 seconds by Wally Boyer, March 5, 1970 at Detroit vs Roy Edwards;
9 seconds by Darryl Edestrand, March 12, 1972 at Boston vs Gerry Cheevers
9 seconds by Al McDonough & Ken Schinkel, November 22, 1972 vs St. Louis
- FASTEST TWO OPPONENT GOALS:** 6 seconds by Guy Lafleur & Stève Shutt (Montreal), April 2, 1975 at Montreal
6 seconds by Sylvain Turgeon (2) (Hartford), March 28, 1987 at Hartford
- FASTEST THREE GOALS, BOTH TEAMS:** 32 seconds by Mario Lemieux (Pittsburgh) & Sylvain Turgeon (2) (Hartford), March 28, 1987 at Hartford
- FASTEST THREE PITTSBURGH GOALS:** 27 seconds by Al McDonough, Ken Schinkel & Ron Schock, November 22, 1972 vs St. Louis
- FASTEST THREE OPPONENT GOALS:** 29 seconds by Michel Goulet, Brent Ashton, & Brad Maxwell (Quebec), February 16, 1985 at Pittsburgh
- FASTEST FOUR GOALS, BOTH TEAMS:** 1:17 by Pierre Larouche (Pittsburgh), Guy Lafleur (2) (Montreal) & Pete Mahovich (Montreal), January 26, 1975 at Montreal
- FASTEST FOUR PITTSBURGH GOALS:** 1:49 by Bryan Hextall, Jean Pronovost, Al McDonough & Ken Schinkel, November 22, 1972 vs St. Louis
1:49 by Jean Pronovost, Al McDonough, Ken Schinkel & Ron Schock, November 22, 1972 vs St. Louis

FASTEST FOUR OPPONENT GOALS: 1:22 by Bobby Clarke, Ilkka Sinisalo, Reggie Leach & Ken Linseman (Philadelphia), October 11, 1982 at Philadelphia

FASTEST FIVE GOALS, BOTH TEAMS: 4:25 by Rick Kehoe (Pittsburgh), Ron Schock (Pittsburgh), Murray Oliver (Minnesota), Syl Apps (Pittsburgh) & Barry Gibbs (Minnesota), December 21, 1974 at Minnesota

FASTEST FIVE PITTSBURGH GOALS: 2:07 by Bryan Hextall, Jean Pronovost, Al McDonough, Ken Schinkel & Ron Schock, November 22, 1972 vs St. Louis

FASTEST FIVE OPPONENT GOALS: 2:37 by Duane Sutter, Bryan Trottier (2), John Tonelli & Duane Sutter (NY Islanders), January 26, 1982 at NY Islanders

FASTEST SIX PITTSBURGH GOALS: 5:02 by Greg Polis, Bryan Hextall, Jean Pronovost, Al McDonough, Ken Schinkel & Ron Schock, November 22, 1972 vs St. Louis

FASTEST SEVEN PITTSBURGH GOALS: 12:11 by Al McDonough, Greg Polis, Bryan Hextall, Jean Pronovost, Al McDonough, Ken Schinkel & Ron Schock, November 22, 1972 vs St. Louis

FASTEST PITTSBURGH GOAL, START OF GAME: 6 seconds by Jean Pronovost, March 25, 1976 at St. Louis

FASTEST OPPONENT GOAL, START OF GAME: 9 seconds by Ross Lonsberry (Philadelphia), October 20, 1977 at Philadelphia

FASTEST PITTSBURGH GOAL, START OF 2ND PERIOD: 7 seconds by Lowell MacDonald, February 10, 1973 at Boston

FASTEST OPPONENT GOAL, START OF 2ND PERIOD: 7 seconds by Joey Johnston (California), October 20, 1973 at Pittsburgh
7 seconds by Stan Gilbertson (Washington), November 12, 1975 at Washington

FASTEST PITTSBURGH GOAL, START OF 3RD PERIOD: 12 seconds by Greg Polis, April 1, 1972 at Philadelphia

FASTEST OPPONENT GOAL, START OF 3RD PERIOD: 16 seconds by Gerry Ehman (California), March 17, 1971 at California
16 seconds by Doug Jarrett (Chicago), February 24, 1974 at Chicago

EARLIEST WINNING GOAL - PITTSBURGH: 35 seconds by Ken Schinkel, October 17, 1972 at NY Islanders (5-0)

EARLIEST WINNING GOAL - OPPONENT: 9 seconds by Ross Lonsberry (Philadelphia), October 20, 1977 at Philadelphia (11-0)

FASTEST TWO GOALS, FROM START OF GAME: 29 seconds by George Ferguson & Greg Malone, December 6, 1980 vs Chicago

FASTEST TWO GOALS AGAINST, FROM START OF GAME: 40 seconds by Tim Kerr & Bill Barber (Philadelphia), October 9, 1983 at Philadelphia

FASTEST OVERTIME GOAL - PITTSBURGH: 0:25 by Mario Lemieux, April 6, 1986 at New York Rangers

FASTEST OVERTIME GOAL - OPPONENT: 0:35 by Dave Andreychuk (Buffalo), February 8, 1984 at Pittsburgh

NHL OVERTIME RECORDS

TEAM	HOME				AWAY				TOTAL			
	GP	W	L	T	GP	W	L	T	GP	W	L	T
BOSTON TOTAL	29	6	5	18	25	3	5	17	54	9	10	35
BUFFALO TOTAL	24	4	2	18	28	3	8	17	52	7	10	35
CALGARY TOTAL	26	4	1	21	22	3	2	17	48	7	3	38
CHICAGO TOTAL	22	2	2	18	26	4	3	19	48	6	5	37
DETROIT TOTAL	31	5	7	19	24	2	6	16	55	7	13	35
EDMONTON TOTAL	26	6	2	18	23	8	4	11	49	14	6	29
HARTFORD TOTAL	24	3	4	17	24	6	5	13	48	9	9	30
LOS ANGELES TOTAL	28	3	4	21	34	6	6	22	62	9	10	43
MINNESOTA TOTAL	32	9	5	18	30	3	4	23	62	12	9	41
MONTREAL TOTAL	28	5	7	16	27	2	7	18	55	7	14	34
NEW JERSEY TOTAL	26	5	8	13	24	3	8	13	50	8	16	26
NY ISLANDERS TOTAL	25	4	5	16	37	9	10	18	62	13	15	34
NY RANGERS TOTAL	36	9	14	13	30	3	7	20	66	12	21	33
PHILADELPHIA TOTAL	19	5	2	12	23	4	2	17	42	9	4	29
PITTSBURGH TOTAL	28	5	5	18	27	7	7	13	55	12	12	31

NHL OVERTIME RECORDS

TEAM	HOME				AWAY				TOTAL			
	GP	W	L	T	GP	W	L	T	GP	W	L	T
QUEBEC TOTAL	29	3	6	20	25	4	6	15	54	7	12	35
ST. LOUIS TOTAL	32	8	1	23	32	6	6	20	64	14	7	43
TORONTO TOTAL	31	8	7	16	27	5	8	14	58	13	15	30
VANCOUVER TOTAL	27	9	1	17	32	4	6	22	59	13	7	39
WASHINGTON TOTAL	20	7	3	10	29	6	2	21	49	13	5	31
WINNIPEG TOTAL	32	6	6	20	26	6	4	16	58	12	10	36
NHL TOTALS	146	31	24	93	148	24	31	93	296	55	55	186
TOTAL	575	116	97	362	575	97	116	362	1150	213	213	724

HOME GAMES	AWAY GAMES	TOTAL
24 - Winnipeg (1983-84)	11 - St. Louis (1986-87)	35
15 - Winnipeg (1983-84)	11 - Washington (1985-87)	26
11 - NY Islanders (1986-87)	7 - Winnipeg (1983-84)	18
7 - Vancouver (1984-85)	5 - Vancouver (1984-85)	12

HOME WINS	AWAY WINS	TOTAL
14 - Edmonton	4 - Winnipeg (1983-84)	18
14 - St. Louis	8 - NY Islanders (1985-86)	28
9 - Minnesota	5 - New Jersey (1983-84)	14
9 - Vancouver	5 - NY Rangers (1985-86)	19
9 - NY Rangers	5 - NY Islanders (1984-85)	14
8 - NY Islanders	15 - St. Louis (1986-87)	23
8 - Edmonton	9 - Chicago (1986-87)	17
8 - NY Rangers	8 - NY Rangers (1983-84)	16
8 - NY Rangers	8 - Los Angeles (1984-85)	16
8 - NY Islanders	8 - Vancouver (1985-86)	16
8 - NY Islanders	8 - St. Louis (1986-87)	16

HOME LOSSES	AWAY LOSSES	TOTAL
14 - NY Rangers	8 - NY Islanders (1985-86)	22
14 - NY Rangers	5 - New Jersey (1983-84)	19
14 - NY Rangers	5 - NY Rangers (1985-86)	19
14 - NY Rangers	5 - NY Islanders (1984-85)	19
14 - NY Rangers	15 - St. Louis (1986-87)	29
14 - NY Rangers	9 - Chicago (1986-87)	23
14 - NY Rangers	8 - NY Rangers (1983-84)	16
14 - NY Rangers	8 - Los Angeles (1984-85)	16
14 - NY Rangers	8 - Vancouver (1985-86)	16
14 - NY Rangers	8 - St. Louis (1986-87)	16

HOME TIES	AWAY TIES	TOTAL
23 - St. Louis	8 - NY Islanders (1985-86)	31
23 - St. Louis	5 - New Jersey (1983-84)	28
23 - St. Louis	5 - NY Rangers (1985-86)	28
23 - St. Louis	5 - NY Islanders (1984-85)	28
23 - St. Louis	15 - St. Louis (1986-87)	48
23 - St. Louis	9 - Chicago (1986-87)	32
23 - St. Louis	8 - NY Rangers (1983-84)	26
23 - St. Louis	8 - Los Angeles (1984-85)	26
23 - St. Louis	8 - Vancouver (1985-86)	26
23 - St. Louis	8 - St. Louis (1986-87)	26

April 4, 1987
 February 8, 1987
 October 22, 1986
 October 14, 1986
 October 11, 1986
 April 6, 1986
 February 24, 1986
 December 19, 1985
 March 9, 1985
 December 7, 1984
 November 14, 1984

March 14, 1987
 February 1, 1987
 December 23, 1986
 December 13, 1986
 April 5, 1986
 December 22, 1985
 November 16, 1986
 February 26, 1984
 February 8, 1984
 February 18, 1984
 November 20, 1983

Mario Lemieux scored at 1:26 - Detroit 3 at PITTSBURGH 4
 Chris Kogalski scored at 2:12 - PITTSBURGH 2 at New Jersey 1
 Randy Cunneyworth scored at 2:30 - Buffalo 4 at PITTSBURGH 5
 Mario Lemieux scored at 3:40 - Los Angeles 3 at PITTSBURGH 4
 Doug Bodger scored at 0:50 - NY Rangers 4 at PITTSBURGH 5
 Mario Lemieux scored at 0:25 - PITTSBURGH 5 at NY Rangers 4
 Doug Shedden scored at 3:54 - Los Angeles 5 at PITTSBURGH 6
 Dan Frawley scored at 0:38 - PITTSBURGH 4 at Minnesota 3
 Wayne Babych scored at 1:06 - PITTSBURGH 6 at Boston 5
 Randy Hillier scored at 1:35 - PITTSBURGH 4 at NY Rangers 3
 Mario Lemieux scored at 3:54 - PITTSBURGH 4 at Winnipeg 3
 Tomas Sandstrom scored at 1:05 - NY RANGERS 3 at Pittsburgh 2
 Mike Gartner scored at 1:30 - Pittsburgh 3 at WASHINGTON 4
 Mike Bossy scored at 3:25 - Pittsburgh 3 at NY ISLANDERS 4
 Steve Thomas scored at 4:36 - Pittsburgh 2 at TORONTO 3
 Ilkka Simons scored at 1:49 - PHILADELPHIA 5 at Pittsburgh 4
 Murray Craven scored at 2:12 - Pittsburgh 2 at PHILADELPHIA 3
 Dave Williams scored at 3:10 - Pittsburgh 3 at LOS ANGELES 4
 Mark Osborne scored at 2:18 - Pittsburgh 3 at NY RANGERS 4
 Dave Andreychuk scored at 0:35 - BUFFALO 6 at Pittsburgh 5
 Paul MacLean scored at 1:28 - WINNIPEG 5 at Pittsburgh 4
 Bobby Clarke scored at 2:43 - Pittsburgh 4 at PHILADELPHIA 5

TEAM BY TEAM RECORDS 1986-87

	GP	W	L	T	GF	GA	PTS
PITTSBURGH VS							
New Jersey	7	3	4	0	34	32	6
NY Islanders	7	0	5	2	19	29	2
NY Rangers	7	2	3	2	23	26	6
Philadelphia	7	1	4	2	22	28	4
Washington	7	4	3	0	30	26	8
TOTAL	35	10	19	6	128	140	26
Boston	3	1	2	0	9	11	2
Buffalo	3	2	0	1	15	10	5
Hartford	3	0	3	0	12	18	0
Montreal	3	1	1	1	11	11	3
Quebec	3	3	0	0	19	6	6
TOTAL	15	7	6	2	66	56	16
Chicago	3	2	1	0	9	4	4
Detroit	3	1	2	0	5	6	2
Minnesota	3	3	0	0	16	7	6
St. Louis	3	1	0	2	13	12	4
Toronto	3	1	2	0	12	13	2
TOTAL	15	8	5	2	55	42	18
Calgary	3	1	2	0	10	11	2
Edmonton	3	1	2	0	9	10	2
Los Angeles	3	1	2	0	9	16	2
Vancouver	3	1	0	2	11	5	4
Winnipeg	3	1	2	0	9	10	2
TOTAL	15	5	8	2	48	52	12
TOTAL	86	30	38	12	297	290	72

TEAM BY TEAM RECORDS 1967-87

	GP	W	L	T	GF	GA	PTS	PCT
PITTSBURGH VS								
Los Angeles	107	45	48	14	339	355	104	.486
Minnesota	94	45	40	9	334	303	99	.527
Detroit	96	40	45	11	328	326	91	.474
Cleve./Calif.	69	35	16	18	256	194	88	.638
Toronto	88	36	37	15	306	318	87	.494
NY Rangers	109	36	59	14	353	430	86	.394
Vancouver	68	37	22	9	287	243	83	.610
St. Louis	95	34	46	15	296	320	83	.437
New Jersey/Col/KC	66	33	25	8	268	234	74	.561
Philadelphia*	120	27	74	19	308	474	73	.304
Washington	83	32	43	8	316	324	72	.445
Chicago	85	24	48	13	251	311	61	.359
NY Islanders	81	23	43	15	247	313	61	.377
Buffalo	72	17	31	24	223	294	58	.403
Calgary/Atlanta*	57	18	25	14	178	214	50	.439
Boston	88	17	58	13	252	385	47	.267
Montreal	96	16	67	13	258	431	45	.234
Winnipeg	26	16	10	0	104	91	32	.615
Hartford	26	12	12	2	112	110	26	.500
Quebec	26	11	13	2	98	118	24	.462
Edmonton	26	6	18	2	92	147	14	.269
TOTAL	1578	560	780	238	5206	5935	1358	.430
(Atlanta)	35	13	14	8	105	115	34	.486
Calgary)	22	5	11	6	73	99	16	.364
(New Jersey)	35	14	17	4	138	141	32	.457
Colorado	23	15	7	1	93	70	31	.674
Kansas City)	8	4	1	3	37	24	11	.686
(Cleveland)	10	8	0	2	35	20	18	.900
California)	59	27	16	16	221	174	70	.593

Atlanta franchise shifted to Calgary in 1980-81. California franchise shifted to Cleveland from 1976-77 to 1977-78 and then became part of the Minnesota franchise in 1978-79. Kansas City franchise shifted to Colorado in 1976-77 and then to New Jersey in 1982-83.

STREAKS

(Winning - Losing - Unbeaten - Winless)

YEAR	HOME				AWAY							
	WIN	UNBT	LOSS	WINL	WIN	UNBT	LOSS	WINL				
1967-68	4	5	3	4	3	5	2	5	3	3	5	8
1968-69	4	6	7	9	4	4	4	6	2	5	8	14
1969-70	3	4	6	10	4	6	3	4	2	2	4	9
1970-71	2	4	4	8	7	7	2	5	2	3	5	18*
1971-72	4	5	6	9	3	4	3	4	3	6	6	14
1972-73	4	5	5	8	4	8	3	3	1	2	9	9
1973-74	3	4	6	8	3	6	4	4	2	3	4	5
1974-75	3	7	3	7	9*	20*	2	4	3	4	4	6*
1975-76	4	11*	3	7	6	10	4	4	2	6	7	9
1976-77	3	6	4	6	3	7	2	3	2	2	3	6
1977-78	2	7	5	6	2	6	3	5	2	6	5	8
1978-79	4	10	4	5	6	8	3	3	3	7*	6	8
1979-80	3	7	6	8	4	7	5	5	2	3	7	7
1980-81	6	6	3	6	5	6	3	3	2	4	8	11
1981-82	4	7	4	9	4	8	2	5	3	3	7	12
1982-83	3	5	11*	18*	3	3	4	7	1	2	18*	18*
1983-84	2	3	8	8	1	2	7*	11*	4*	5	6	7
1984-85	5	5	9	12	3	3	4	7	2	2	8	10
1985-86	5	5	5	7	4	10	4	6	2	2	5	5
1986-87	7*	7	4	9	6	6	2	3	2	2	4	12

* - Club Record

WIN - Winning Streak
LOSS - Losing Streak

UNBTN - Unbeaten Streak
WINL - Winless Streak

STREAKS

Longest Winning:	7 (October 9 to October 22, 1986)
Longest Home Winning:	9 (February 26 to April 5, 1975)
Longest Away Winning:	4 (October 14 to November 2, 1983)
Longest Unbeaten:	11 (February 7 to February 28, 1976) (7-0-4)
Longest Home Unbeaten:	20 (Nov. 30, 1974 to Feb. 22, 1975) (12-0-8)
Longest Away Unbeaten:	7 (March 13 to March 27, 1979) (5-0-2)
Longest Losing:	11 (January 22 to February 10, 1983)
Longest Home Losing:	8 (April 3 to October 29, 1983) (Two seasons)
	7 (October 8 to October 29, 1983)
Longest Away Losing:	18 (December 23, 1982 to March 4, 1983)
Longest Winless:	18 (January 2 to February 10, 1983) (0-17-1)
Longest Home Winless:	12 (Apr. 3 to Nov. 9, 1983) (0-10-2) (Two years)
	11 (October 8 to November 9, 1983) (0-9-2)
Longest Away Winless:	18 (Oct. 25, 1970 to Jan. 14, 1971) (0-11-7)
	18 (Dec. 23, 1982 to March 4, 1983) (0-18-0)
Consecutive Games Scoring:	77 (Jan. 24, 1981 to Jan. 13, 1982)
Consecutive Games Scored Upon:	156 (April 1, 1980 to March 20, 1982)
Consecutive Tie Games:	4 (December 8 to December 15, 1979)
Largest Win:	12-1 vs Washington (March 15, 1975)
Largest Loss:	12-0 at Montreal (February 22, 1979)
Largest Tie:	6-6 (seven times) last time: Nov. 26, 1982 at Minnesota)
Scoreless Ties:	0-0 (nine times) last time: Dec. 4, 1982 vs Philadelphia)

PENALTY SHOTS

DATE	PLAYER-TEAM	OPPOSITION	GOALS
Dec. 23, 1967	Bill Collins, Minn. (no goal)	vs LES BINKLEY, PGH, at Pittsburgh	
Jan. 31, 1968	GEORGE KONIK, PGH (SCORED)	vs Glenn Hall, St.L. at St. Louis	
Feb. 5, 1969	CHARLIE BURNS, PGH (no goal)	vs Ed Giacomin, NYR at Pittsburgh	
Mar. 18, 1970	KEITH MCCREARY, PGH (no goal)	vs Ed Giacomin, NYR at Pittsburgh	
Jan. 14, 1971	JEAN PRONOVOST, PGH (SCORED)	vs Roy Edwards, Det. at Detroit	
Feb. 24, 1971	GREG POLIS, PGH (no goal)	vs Ernie Wakely, SLL at Pittsburgh	
Feb. 9, 1972	SYL APPS, PGH (SCORED)	vs Bernie Parent, Toronto at Toronto	
Nov. 12, 1972	LOWELL MACDONALD, PGH (no goal)	vs Roger Crozier, Buf. at Buffalo	
Jan. 10, 1973	RON SCHOCK, PGH (no goal)	vs Roy Edwards, Det. at Pittsburgh	
Mar. 10, 1973	RON SCHOCK, PGH (no goal)	vs Ed Giacomin, NYR at Pittsburgh	
Feb. 16, 1974	CHUGK ARNASON, PGH (no goal)	vs Gilles Meloche, Calif. at Pittsburgh	
Mar. 5, 1974	Ralph Stewart, NYI (no goal)	vs ANDY BROWN, PGH at NY Islanders	
Nov. 20, 1974	Dave Keon, Toronto (SCORED)	vs GARY INNESS, PGH at Toronto	
Nov. 14, 1976	Bill Goldsworthy, NYR (no goal)	vs DUNC WILSON, PGH at NY Rangers	
Nov. 21, 1976	Alain Daigle, Chi. (no goal)	vs DUNC WILSON, PGH at Pittsburgh	
Nov. 30, 1976	RON SCHOCK, PGH (no goal)	vs Bernie Wolfe, Wash. at Washington	
Dec. 16, 1976	Al MacAdam, Clev. (SCORED)	vs DENIS HERRON, PGH at Pittsburgh	
Oct. 15, 1977	Orest Kindrachuk, Phil. (no goal)	vs DUNC WILSON, PGH at Pittsburgh	
Dec. 4, 1977	BLAIR CHAPMAN, PGH (no goal)	vs Jim Bedard, Wash. at Washington	
Jan. 21, 1978	PETE MAHOVLICH, PGH (no goal)	vs Jim Bedard, Wash. at Pittsburgh	
Mar. 22, 1978	BLAIR CHAPMAN, PGH (no goal)	vs Bill McKenzie, Col. at Pittsburgh	
Dec. 5, 1978	ROSS LONSBERRY, PGH (no goal)	vs Glenn Resch, NYI at NY Islanders	
Feb. 9, 1980	ROSS LONSBERRY, PGH (no goal)	vs Gilles Meloche, Minn. at Pittsburgh	
Jan. 14, 1981	GREGG SHEPPARD, PGH (no goal)	vs Ed Staniowski, S.L.L. at Pittsburgh	
Oct. 11, 1981	Ilkka Sinisalo, Phil. (SCORED)	vs PAUL HARRISON, PGH at Philadelphia	
Feb. 17, 1983	Bob Bourne, NYI (no goal)	vs DENIS HERRON, PGH at NY Islanders	
Mar. 16, 1983	Dino Ciccarelli, Minn. (no goal)	vs DENIS HERRON, PGH at Minnesota	
Oct. 14, 1983	DAVE HANNAN, PGH (SCORED)	vs Pat Riggin, Wash. at Washington	
Mar. 17, 1984	Tony Currie, Hart. (no goal)	vs DENIS HERRON, PGH at Hartford	
Nov. 29, 1984	ANDY BRICKLEY, PGH (no goal)	vs Murray Bannerman, Chi. at Pittsburgh	
Dec. 29, 1984	MARIO LEMIEUX, PGH (SCORED)	vs Mario Gosselin, Que. at Quebec	
Dec. 29, 1984	Michel Goulet, Que. (no goal)	vs DENIS HERRON, PGH at Quebec	
Jan. 2, 1985	WARREN YOUNG, PGH (SCORED)	vs Tim Bernhardt, Tor. at Toronto	
Jan. 21, 1987	Dave Williams, L.A. (no goal)	vs ROBERTO ROMANO, PGH at Los Angeles	
Feb. 26, 1987	Alan Kerr, NYI (no goal)	vs PAT RIGGIN, PGH at NY Islanders	
Mar. 1, 1987	Doug Gilmour, SLL (no goal)	vs PAT RIGGIN, PGH at Pittsburgh	
Mar. 12, 1987	Michel Goulet, Que. (no goal)	vs PAT RIGGIN, PGH at Pittsburgh	

Pittsburgh has scored 6 times in 21 attempts.
Opponents have scored 3 times in 16 attempts

PITTSBURGH SHUTOUTS

DATE	OPPONENT	SCORE	SAVES
1967-68			
Nov. 4	at California	1-0	31
Nov. 15	vs Philadelphia	5-0	27
Dec. 23	vs Minnesota	4-0	23
Dec. 27	vs California	0-0	24
Jan. 26	at Boston	1-0	33
Feb. 9	vs St. Louis	2-0	22
Mar. 30	vs Philadelphia	2-0	23
1968-69			
Feb. 19	vs Boston	3-0	41
Mar. 23	vs Minnesota	5-0	32
1969-70			
Nov. 12	at Toronto	3-0	31
Dec. 10	at Los Angeles	2-0	29
Feb. 26	vs Los Angeles	1-0	30
Mar. 8	at NY Rangers	0-0	33
Mar. 25	vs Minnesota	2-0	25
1970-71			
Oct. 17	vs Philadelphia	0-0	24
Dec. 8	vs Toronto	4-0	29
Mar. 3	vs Montreal	4-0	33
Mar. 13	vs Minnesota	6-0	20
1971-72			
Feb. 17	at Buffalo	2-0	23
1972-73			
Oct. 17	at NY Islanders	5-0	24
Oct. 24	at Vancouver	4-0	23
Jan. 20	vs Boston	3-0	26
Feb. 20	at NY Islanders	4-0	34
Feb. 24	vs Chicago	2-0	32
1973-74			
Mar. 24	vs Detroit	8-0	33
1974-75			
Nov. 17	vs Washington	6-0	26
Nov. 23	vs Los Angeles	0-0	30
1975-76			
Mar. 6	vs Minnesota	5-0	18
Mar. 28	vs Detroit	3-0	29
1976-77			
Nov. 13	vs Philadelphia	1-0	25
Nov. 21	vs Chicago	5-0	25
Jan. 19	at Vancouver	3-0	21
Jan. 27	at NY Rangers	3-0	30
Feb. 3	at Cleveland	0-0	22
Mar. 9	vs Colorado	3-0	32
1977-78			
None			
1978-79			
Dec. 13	vs St. Louis	3-0	33
Jan. 16	vs Minnesota	5-0	25
1979-80			
Dec. 19	at Chicago	0-0	29
Mar. 2	vs NY Islanders	0-0	24
Mar. 30	vs Washington	4-0	28
1980-81			
None			
1981-82			
Mar. 21	at Colorado	6-0	28
1982-83			
Dec. 4	vs Philadelphia	0-0	34
1983-84			
Oct. 14	at Washington	4-0	29
Feb. 1	vs Minnesota	4-0	34
1984-85			
Dec. 28	vs Hartford	4-0	34
Mar. 16	vs NY Rangers	5-0	28
1985-86			
Dec. 2	at NY Rangers	6-0	40
Feb. 8	vs New Jersey	4-0	27
1986-87			
Jan. 23	at Vancouver	6-0	30

(Romano replaced Meloche at 10:11 after Meloche received game misconduct)
*Game played in Quebec City instead of Philadelphia

OPPONENT SHUTOUTS

Player	Year	Date	Location	Score	Games
1967-68					
Doug Favell, Philadelphia	Oct 17	at Philadelphia	1-0	17	
Gary Smith, California	Dec 27	at Pittsburgh	0-0	34	
Bruce Gamble, Toronto	Jan 13	at Toronto	7-0	33	
Ed Giacomin, NY Rangers	Mar 17	at NY Rangers	3-0	20	
Cesare Maniago, Minnesota	Mar 23	at Minnesota	3-0	31	
1968-69					
Bernie Parent, Philadelphia	Oct 17	at Philadelphia	3-0	20	
Doug Favell, Philadelphia (2)	Nov 9	at Pittsburgh	3-0	37	
Gerry Desjardins, Los Angeles	Jan 18	at Los Angeles	4-0	30	
Bruce Gamble, Toronto (2)	Jan 25	at Pittsburgh	2-0	30	
Glenn Hall, St. Louis	Feb 12	at St. Louis	2-0	19	
Lorne Worley, Montreal	Feb 16	at Pittsburgh	4-0	36	
Roy Edwards, Detroit	Feb. 20	at Detroit	3-0	26	
Ed Johnston, Boston	Mar. 2	at Boston	4-0	19	
1969-70					
Gerry Cheevers, Boston	Oct. 19	at Boston	4-0	26	
Gerry Desjardins, Los Angeles (2)	Oct. 22	at Los Angeles	2-0	25	
Ernie Wakely, St. Louis	Nov. 13	at St. Louis	4-0	25	
Jacques Plante, St. Louis	Nov. 19	at Pittsburgh	4-0	18	
Bruce Gamble, Toronto (3)	Dec. 6	at Toronto	5-0	25	
Bernie Parent, Philadelphia (2)	Dec. 21	at Philadelphia	4-0	28	
Tony Esposito, Chicago	Dec. 27	at Pittsburgh	3-0	30	
Ernie Wakely, St. Louis (2)	Jan. 3	at St. Louis	6-0	26	
Tony Esposito, Chicago (2)	Jan. 14	at Chicago	5-0	28	
Bruce Gamble, Toronto (4)	Jan. 17	at Toronto	4-0	38	
Terry Sawchuk, NY Rangers	Feb. 1	at NY Rangers	6-0	29	
Gerry Cheevers, Boston (2)	Feb. 14	at Pittsburgh	3-0	35	
Ed Giacomin, NY Rangers (2)	Mar. 8	at NY Rangers	0-0	25	
Ed Giacomin, NY Rangers (3)	Mar. 18	at Pittsburgh	2-0	30	
1970-71					
Bernie Parent, Philadelphia (3)	Oct. 17	at Pittsburgh	0-0	30	
Ernie Wakely, St. Louis (3)	Nov. 19	at Pittsburgh	1-0	20	
Cesare Maniago, Minnesota (2)	Dec. 12	at Pittsburgh	1-0	35	
Tony Esposito, Chicago (3)	Feb. 7	at Chicago	1-0	28	
Ed Giacomin, NY Rangers (4)	Feb. 20	at Pittsburgh	2-0	37	
Ed Giacomin, NY Rangers (5)	Feb. 27	at Pittsburgh	4-0	26	
Cesare Maniago, Minnesota (3)	Mar. 13	at Pittsburgh	0-0	31	
1971-72					
Cesare Maniago, Minnesota (4)	Oct. 29	at Minnesota	2-0	35	
Gary Smith, Chicago (2)	Jan. 8	at Pittsburgh	4-0	24	
Ernie Wakely, St. Louis (4)	Jan. 22	at St. Louis	1-0	25	
Bruce Gamble, Philadelphia (5)	Jan. 30	at Philadelphia	4-0	33	
Cesare Maniago, Minnesota (5)	Feb. 20	at Minnesota	2-0	40	
Bernie Parent, Toronto (4)	Feb. 23	at Toronto	2-0	34	
1972-73					
Roger Crozier, Buffalo	Nov. 12	at Buffalo	1-0	18	
Ron Low & Jacques Plante, Toronto	Dec. 29	at Pittsburgh	4-0	42	
Ed Giacomin, NY Rangers (6)	Jan. 7	at NY Rangers	3-0	24	
1973-74					
Bernie Parent, Philadelphia (5)	Oct. 27	at Pittsburgh	6-0	23	
Dunc Wilson, Toronto	Nov. 3	at Toronto	6-0	33	
Bernie Parent, Philadelphia (6)	Nov. 4	at Philadelphia	7-0	29	
Ed Giacomin, NY Rangers (7)	Nov. 18	at NY Rangers	7-0	33	
Doug Grant, Detroit	Dec. 15	at Pittsburgh	2-0	36	
Rogie Vachon, Los Angeles	Jan. 16	at Pittsburgh	2-0	34	
Rogie Vachon, Los Angeles (2)	Jan. 26	at Pittsburgh	2-0	25	
1974-75					
Rogie Vachon, Los Angeles (3)	Oct. 28	at Los Angeles	2-0	23	
Rogie Vachon, Los Angeles (4)	Nov. 23	at Pittsburgh	0-0	32	
Bernie Parent, Philadelphia (7)	Dec. 22	at Pittsburgh	4-0	24	
Bernie Parent, Philadelphia (8)	Mar. 13	at Philadelphia	6-0	22	
Rogie Vachon, Los Angeles (5)	Mar. 22	at Los Angeles	4-0	31	
Ken Dryden, Montreal	Apr. 2	at Montreal	6-0	23	

Player	Year	Date	Location	Score	Games
1975-76					
Rogie Vachon, Los Angeles (6)	Oct. 30	at Los Angeles	4-0	21	
Gerry Desjardins, Buffalo (3)	Jan. 11	at Buffalo	6-0	28	
1976-77					
Bernie Parent, Philadelphia (9)	Oct. 28	at Philadelphia	3-0	21	
Gerry Cheevers, Boston (3)	Nov. 24	at Pittsburgh	4-0	34	
Wayne Thomas, Toronto	Jan. 11	at Pittsburgh	2-0	30	
Gary Edwards, Cleveland	Feb. 3	at Cleveland	0-0	22	
Rogie Vachon, Los Angeles (7)	Mar. 2	at Pittsburgh	5-0	26	
Wayne Stephenson, Philadelphia	Mar. 14	at Philadelphia	4-0	22	
Giles Gilbert, Boston	Mar. 27	at Boston	3-0	11	
1977-78					
Bernie Parent, Philadelphia (10)	Oct. 20	at Philadelphia	11-0	20	
Dan Bouchard, Atlanta	Jan. 18	at Atlanta	1-0	25	
1978-79					
Dan Bouchard, Atlanta (2)	Nov. 3	at Atlanta	2-0	25	
Michel Larocque, Montreal	Feb. 22	at Montreal	12-0	25	
Mano Lessard, Los Angeles	Mar. 7	at Pittsburgh	4-0	26	
Mike Palmateer, Toronto	Mar. 11	at Toronto	4-0	39	
1979-80					
Tony Esposito, Chicago (4)	Dec. 19	at Chicago	0-0	37	
Pete Peeters, Philadelphia	Feb. 2	at Pittsburgh	4-0	30	
Don Edwards, Buffalo	Feb. 7	at Buffalo	9-0	25	
Michel Dion, Quebec	Feb. 24	at Quebec	2-0	33	
Glenn Resch, NY Islanders	Mar. 2	at Pittsburgh	0-0	22	
Bill McKenzie, Colorado	Mar. 28	at Colorado	5-0	30	
1980-81					
Pete Peeters, Philadelphia (2)	Jan. 21	at Pittsburgh	5-0	33	
1981-82					
Pat Riggan, Calgary	Jan. 16	at Calgary	4-0	29	
1982-83					
Billy Smith, NY Islanders	Oct. 14	at NY Islanders	9-0	30	
Pelle Lindbergh, Philadelphia	Dec. 4	at Pittsburgh	0-0	24	
Markus Mattsson, Minnesota	Jan. 12	at Pittsburgh	7-0	40	
1983-84					
Al Jensen, Washington	Oct. 25	at Pittsburgh	1-0	26	
Mike Liut, St. Louis	Dec. 31	at St. Louis	2-0	15	
Tony Esposito, Chicago (5)	Jan. 15	at Chicago	2-0	35	
Pat Riggan, Washington (2)	Mar. 24	at Washington	6-0	18	
1984-85					
Kelly Hrudey, NY Islanders	Feb. 2	at Pittsburgh	4-0	26	
Bob Janecyk, Los Angeles	Mar. 5	at Los Angeles	6-0	21	
1985-86					
Kelly Hrudey, NY Islanders (2)	Jan. 9	at NY Islanders	9-0	27	
1986-87					
Darren Elliot, Los Angeles	Dec. 17	at Los Angeles	3-0	26	
Glen Hanlon, Detroit	Jan. 18	at Pittsburgh	1-0	36	

ALL-TIME GOALTENDING VS PITTSBURGH

NAME	TEAM	GP	PTS	GA	SH	SA	SV%	AVG	W-L-T	EFF
Murray Bannerman	Chi.	11	665	40	37	1	0	3.34	5-4-2	.895
Tom Barrasso	Buf.	8	490	24	23	1	0	2.82	3-3-2	.883
Don Beaupre	Min.	5	250	9	15	2	0	3.60	1-4-0	.874
Marc Behrend	Wpg	2	124	5	9	0	0	4.35	0-2-0	.855
Tim Bernhardt	Tor.	4	231	12	17	0	0	4.42	1-2-0	.850
Daniel Berthiaume	Wpg	1	60	4	3	0	0	3.00	1-0-0	.903
Allan Bester	Tor.	3	157	5	7	0	0	2.67	1-1-0	.909
Craig Billington	N.J.	6	320	18	26	0	0	4.88	1-3-1	.841
Richard Brodeur	Van.	12	615	38	45	1	0	4.39	2-6-3	.856
Frank Caprice	Van.	2	120	7	12	0	0	6.00	1-1-0	.813
Jon Casey	Minn.	2	121	5	7	0	0	3.47	0-2-0	.899
Alain Chevrier	N.J.	6	347	21	24	0	0	4.15	3-3-0	.877
Jacques Cloutier	Buf.	2	128	7	8	0	0	3.75	0-1-1	.862
Marc D'Amour	Calg.	1	19	0	2	0	0	6.32	0-1-0	.857
Don Edwards	Buf.	15	900	69	46	0	1	3.07	7-2-6	.893
	Calg.	7	410	33	23	0	0	3.37	3-1-2	.903
	Tor.	2	69	4	8	0	0	6.96	0-2-0	.750
TOTAL		24	1379	106	77	0	1	3.35	10-5-8	.890
Darren Eliot	LA	3	180	12	6	0	1	2.00	3-0-0	.927
Karl Friesen	NJ	1	50	3	8	0	0	9.60	0-1-0	.771
Bob Froese	Phil.	16	921	78	35	0	0	2.28	15-0-0	.920
	NYR	4	241	14	10	0	0	2.49	3-1-0	.914
TOTAL		20	1162	92	45	0	0	2.32	18-1-0	.919
Grant Fuhr	Edm.	4	205	19	13	0	0	3.80	2-0-1	.886
Mario Gosselin	Que.	6	313	16	23	2	0	4.41	1-3-1	.854
Glen Hanlon	Van.	6	360	21	25	1	0	4.17	1-5-0	.854
	STL	1	60	5	3	0	0	3.00	1-0-0	.917
	NYR	7	503	41	29	0	0	3.46	5-3-0	.881
	Det.	2	121	4	4	0	1	1.98	1-1-0	.943
TOTAL		16	923	67	57	1	0	3.71	7-8-0	.873
Brian Hayward	Wpg	5	302	18	26	1	0	5.17	2-3-0	.829
	Mil.	2	120	7	7	0	0	3.50	1-1-0	.887
TOTAL		7	422	25	33	1	0	4.69	3-4-0	.846
Ron Hextall	Phil.	5	305	20	16	0	0	3.15	3-1-1	.897
Mark Holden	Wpg	1	60	7	6	0	0	6.00	1-0-0	.739
Kelly Hruday	NYI	15	885	71	42	0	2	2.85	10-3-1	.911
Bob Janecyk	Chi.	1	60	3	3	0	0	3.00	0-0-1	.910
	LA	2	123	10	3	0	1	1.46	2-0-0	.887
TOTAL		3	188	13	6	0	1	1.91	2-0-1	.925
Al Jensen	Wash.	16	842	60	43	0	1	3.06	11-2-1	.887
Darren Jensen	Phil.	2	125	9	6	0	0	2.88	1-0-1	.913
Doug Keans	LA	3	140	6	9	1	0	3.86	0-1-1	.870
	Bos.	3	180	13	9	0	0	3.00	2-1-0	.873
TOTAL		6	320	19	18	1	0	3.38	2-2-1	.871
Mark LaForest	Det.	1	40	2	5	0	0	7.50	0-1-0	.722
Rejean Lemelin	Calg.	9	486	37	26	1	0	3.21	5-1-2	.894
Mike Liut	STL	11	640	45	33	0	1	3.09	8-2-1	.899
	Hfd	5	300	27	19	0	0	3.80	5-0-0	.860
TOTAL		16	940	72	52	0	1	3.32	13-2-1	.888

ALL-TIME GOALTENDING VS PITTSBURGH

NAME	TEAM	GP	PTS	GA	SH	SA	SV%	AVG	W-L-T	EFF
Clint Malarchuk	Que.	2	102	8	14	0	0	8.24	1-1-0	.754
Bob Mason	Wash.	9	508	42	28	0	0	3.31	5-3-1	.887
Roland Melanson	NYI	11	660	47	28	1	0	2.55	7-4-0	.917
	Min.	1	60	4	3	0	0	3.00	1-0-0	.893
	LA	4	248	21	21	1	0	5.08	1-3-0	.848
TOTAL		16	968	72	52	2	0	3.22	9-7-0	.897
Greg Millen	Hart	9	539	30	36	1	0	4.01	2-6-1	.871
	STL	3	190	12	13	0	0	4.11	0-2-1	.865
TOTAL		12	729	42	49	1	0	4.03	2-7-3	.869
Andy Moog	Edm.	14	820	77	46	0	0	3.37	10-4-0	.888
Pete Peeters	Phil.	9	540	39	18	0	2	2.00	7-1-1	.931
	Bos.	6	361	33	19	0	0	3.16	5-1-0	.893
	Wash.	6	278	17	17	1	0	3.67	3-1-0	.887
TOTAL		21	1179	90	54	1	2	2.75	15-3-1	.902
Steve Penney	Mil.	2	120	8	5	0	0	2.50	2-0-0	.861
Bill Ranford	Bos.	2	120	10	7	0	0	3.50	2-0-0	.906
Eldon Reddick	Wpg	2	120	6	5	1	0	2.50	1-1-0	.884
Patrick Roy	Mil.	2	125	9	7	0	0	3.39	1-0-1	.875
Sam St. Laurent	Det.	1	60	2	1	0	0	1.00	1-0-0	.938
Mike Sands	Minn.	1	60	2	3	1	0	3.00	0-1-0	.912
Bob Sauve	Buf.	11	621	57	33	0	0	3.19	5-3-3	.885
	Det.	1	60	5	4	0	0	4.00	1-0-0	.810
	Chi.	1	60	1	4	0	0	4.00	0-1-0	.840
TOTAL		13	741	63	41	0	0	3.32	6-4-3	.877
Ron Scott	NYR	1	20	0	2	0	0	6.00	0-1-0	.750
Richard Sevigny	Mil.	11	609	44	29	1	0	2.85	7-2-1	.900
	Que.	2	70	10	1	0	0	0.85	1-0-0	.971
TOTAL		13	679	54	30	1	0	2.69	8-2-1	.906
Billy Smith	LA	1	60	4	4	0	0	4.00	0-0-1	.875
	NYI	38	2177	138	111	2	1	3.06	19-8-10	.906
TOTAL		39	2237	142	115	2	1	3.08	19-8-10	.905
Doug Soetaert	NYR	10	565	29	37	0	0	3.93	3-4-2	.885
	Wpg	5	241	14	13	0	0	3.24	2-2-0	.902
	Mil.	2	125	9	10	0	0	4.80	0-1-1	.815
TOTAL		17	931	51	60	0	0	3.86	5-7-3	.881
Greg Stefan	Det.	8	445	32	27	0	0	3.64	4-2-1	.871
Kari Takko	Minn.	1	50	2	3	0	0	3.60	0-0-0	.880
Chris Terreri	NJ	1	10	1	0	0	0	0.00	0-0-0	1.000
John Vanbiesbrouck	NYR	13	752	55	48	0	0	3.28	6-4-2	.872
Mike Vernon	Cal.	3	180	11	10	0	0	3.33	2-1-0	.890
Rick Wamsley	Mil.	1	60	4	2	0	0	2.00	1-0-0	.933
	STL	5	300	22	19	0	0	3.80	3-2-0	.874
TOTAL		6	360	26	21	0	0	3.50	4-2-0	.884
Steve Weeks	NYR	11	600	47	42	1	0	4.20	6-5-0	.864
	Hart	2	120	5	8	0	0	4.00	1-1-0	.789
TOTAL		13	720	52	50	1	0	4.17	7-6-0	.855
Ken Wreggel	Tor.	2	88	9	8	0	0	5.45	1-1-0	.837
Wendall Young	Van.	2	85	2	4	0	0	2.82	0-0-1	.879

ALL-TIME GOALTENDING LEADERS VS PITTSBURGH

GAMES PLAYED	
1. Rogie Vachon	64
2. Tony Esposito	48
3. Cesare Maniago	39
4. BILLY SMITH	39
5. Gilles Meloche	38
6. Bernie Parent	36
7. GLENN RESCH	35
8. Gary Smith	34
9. Ron Low	34
10. Phil Myre	33

GOALS AGAINST	
1. Rogie Vachon	175
2. Gilles Meloche	155
3. Tony Esposito	124
4. BILLY SMITH	115
5. GLENN RESCH	109
6. Phil Myre	107
7. Ron Low	106
8. Gary Smith	105
9. Cesare Maniago	105
10. Jim Rutherford	89

SHOTS	
1. Rogie Vachon	34
2. Tony Esposito	30
3. Bernie Parent	21
4. Ed Giacomin	20
5. BILLY SMITH	19
6. BOB FROESE	18
7. Cesare Maniago	18
8. Michel Larocque	16
9. Ron Low	16
10. Gerry Cheevers	15
11. Dan Bouchard	15
12. Ken Dryden	15
13. PETE PEETERS	15

1. Bernie Parent	1.97
2. Bruce Gamble	2.04
3. Glenn Hall	2.18
4. Roy Edwards	2.24
5. Ed Giacomin	2.31
6. BOB FROESE	2.32
7. Pat Riffin	2.43
8. Jacques Plante	2.44
9. Gerry Cheevers	2.51
10. Roger Crozier	2.56

MINUTES PLAYED	
1. Rogie Vachon	3701
2. Tony Esposito	2880
3. Gilles Meloche	2280
4. BILLY SMITH	2237
5. Cesare Maniago	2199
6. Bernie Parent	2160
7. GLENN RESCH	1962
8. Ed Giacomin	1900
9. Phil Myre	1878
10. Gary Smith	1861

SHUTOUTS	
1. Bernie Parent	10
2. Rogie Vachon	7
3. Ed Giacomin	7
4. Bruce Gamble	5
5. Cesare Maniago	5
6. Tony Esposito	5
7. Ernie Wakely	4
8. Gerry Cheevers	3
9. Gerry Desjardins	3
10. Six players with	2

ASSES	
1. Gilles Meloche	19
2. Rogie Vachon	19
3. Gary Smith	18
4. Jim Rutherford	15
5. Doug Favell	15
6. Gerry Desjardins	13
7. Phil Myre	13
8. Cesare Maniago	12
9. Tony Esposito	11
10. Ron Low	11
11. GLENN RESCH	11

1. Bernie Parent	.935
2. Bruce Gamble	.933
3. Glenn Hall	.927
4. Jacques Plante	.922
5. Tony Esposito	.921
6. Roy Edwards	.920
7. BOB FROESE	.919
8. Roger Crozier	.919
9. Cesare Maniago	.919
10. Ed Giacomin	.919

ALL-TIME LEADERS — OPPONENTS

MINUTES PLAYED	
1. Butch Goring	80
2. Bobby Clarke	76
3. Serge Savard	72
4. MARCEL DIONNE	72
5. Carol Vadnais	71
6. Darryl Sittler	71
7. Gil Perreault	69
8. DENIS POTVIN	68
9. Jean Ratelle	67
10. Nick Libett	66
11. Garry Unger	66
12. DOUG JARVIS	66
13. Wayne Cashman	65
14. Phil Esposito	65
15. Brad Park	64
16. Jim Roberts	64
17. Bill Collins	63
18. Jacques Lemaire	63
19. BRYAN TROTTIER	63
20. Walt McKechnie	62
20. Phil Russell	62
21. LARRY ROBINSON	62

ASSES	
1. Bobby Clarke	64
2. Brad Park	59
3. DENIS POTVIN	58
4. John Bucyk	56
5. MARCEL DIONNE	54
6. Guy Lafleur	53
7. Gil Perreault	51
8. Darryl Sittler	46
9. Jean Ratelle	46
10. BRYAN TROTTIER	46
11. LARRY ROBINSON	45
12. Phil Esposito	44
13. Walter Tkaczuk	43
14. WAYNE GRETZKY	42
15. Rod Gilbert	40
16. Bobby Orr	40
17. Guy Lapointe	39
18. Stan Mikita	39
19. LANNY MCDONALD	42
20. Wayne Cashman	38
21. Jacques Lemaire	38
22. Pete Mahovich	38

1. Carol Vadnais	174
2. NICK FOTIU	168
3. Barclay Plager	159
4. Will Pajement	156
5. Dan Maloney	154
6. Randy Holt	150
7. SCOTT STEVENS	148
8. DAVE WILLIAMS	134
9. GLEN COCHRANE	125
10. Gary Dornhoefer	125

GOALS	
1. Guy Lafleur	44
2. Bobby Clarke	44
3. MIKE BOSSY	42
4. Phil Esposito	40
5. MARCEL DIONNE	39
6. Gil Perreault	39
7. BRYAN TROTTIER	38
8. Darryl Sittler	37
9. Bill Barber	37
10. Butch Goring	34
11. Stan Mikita	32
12. DENIS MARUK	32
13. Brad Park	31
14. Jean Ratelle	31
15. WAYNE GRETZKY	31
16. Garry Unger	29
17. MIKE GARTNER	29
18. Steve Shutt	28
19. Yvan Cournoyer	28
20. Craig Ramsay	27
21. Jacques Lemaire	27

MINUTES	
1. Bobby Clarke	108
2. Guy Lafleur	97
3. MARCEL DIONNE	93
4. Brad Park	90
5. Gil Perreault	90
6. Phil Esposito	84
7. BRYAN TROTTIER	84
8. Darryl Sittler	83
9. Jean Ratelle	76
10. WAYNE GRETZKY	73
11. MIKE BOSSY	73
12. John Bucyk	71
13. Butch Goring	71
14. Stan Mikita	71
15. Bill Barber	67
16. DENIS MARUK	66
17. DENIS POTVIN	66
18. LANNY MCDONALD	66
19. Jacques Lemaire	65
20. Yvan Cournoyer	64

11. Ed Van Impe	120
12. BARRY BECK	119
13. DUANE SUTTER	119
14. Dennis Polonich	118
15. HAROLD SNEPSTS	116
16. Dave Schultz	113
17. Garry Unger	113
18. LARRY PLAYFAIR	111
19. BRENT SUTTER	111
20. CHRIS NILAN	110

PITTSBURGH HAT TRICKS

		1967-68	
Andy Bathgate	Oct. 18 vs Minnesota	Cesare Maniago (2)/Gary Bauman (1)	
Ken Schinkel	Oct. 21 vs Chicago	Denis Dejordy	
		1968-69	
None			
		1969-70	
Ken Schinkel (2)	Feb. 4 vs Minnesota	Cesare Maniago (1)/Ken Broderick (2)	
		1970-71	
Glen Sather	Dec. 19 vs Detroit	Jim McLeod (2) & ENG	
Duane Rupp	Mar. 24 vs Detroit	Jim Rutherford	
		1971-72	
Bob Lerner	Dec. 1 vs Detroit	Al Smith (2)/Joe Daley (1)	
		1972-73	
Al McDonough	Oct. 11 at St. Louis	Wayne Stephenson	
Lowell MacDonald	Nov. 15 vs Minnesota	Gilles Gilbert	
Al McDonough (2)	Nov. 19 vs Atlanta	Phil Myre	
Al McDonough (3)	Nov. 22 vs St. Louis	Wayne Stephenson	
Eddie Shack	Nov. 29 vs Toronto	Ron Low	
Syl Apps	Dec. 13 vs NY Islanders	Gerry Desjardins	
		1973-74	
Lowell MacDonald (2)	Nov. 13 vs Minnesota	Cesare Maniago	
Bob Kelly (2)	Mar. 24 vs Detroit	Doug Grant	
Lowell MacDonald (3)	Mar. 27 vs Minnesota	Gump Worsley	
		1974-75	
Rick Kehoe	Feb. 15 at Toronto	Doug Favell	
Jean Pronovost	Feb. 26 vs Washington	Michel Belhumeur	
Pierre Larouche	Mar. 12 vs Boston	Gilles Gilbert	
		1975-76	
Jean Pronovost (2)	Nov. 12 at Washington	Bernie Wolfe	
Syl Apps (2)	Dec. 17 at California	Gilles Meloche	
Bob Kelly (2)	Dec. 17 at California	Gilles Meloche	
Stan Gilbertson	Jan. 18 vs NY Rangers	Dunc Wilson (1)/Doug Soetaert (2)	
Pierre Larouche (2)	Feb. 8 at Vancouver	Gary Smith (2)/Ken Lockett (1)	
Jean Pronovost (3)	Feb. 19 vs Toronto	Doug Favell	
Pierre Larouche (3)	Feb. 21 vs Chicago	Gilles Villemure	
Lowell MacDonald (4)	Feb. 21 vs Chicago	Gilles Villemure	
Rick Kehoe (2)	Mar. 10 vs Buffalo	Al Smith	
		1976-77	
Rick Kehoe (3)	Oct. 6 vs Vancouver	Cesare Maniago (2)/Curt Ridley (1)	
Pierre Larouche (4)	Feb. 19 at Toronto	Mike Palmateer (1)/Wayne Thomas (2)	
		1977-78	
Blair Chapman	Nov. 16 at Minnesota	Pete Lopresti	
Pete Mahovich	Nov. 30 vs Detroit	Ron Low	
Wayne Bianchin	Dec. 31 vs Cleveland	Gary Edwards	
		1978-79	
Orest Kindrachuk	Mar. 4 at Colorado	Michel Plasse	
Ron Stackhouse	Mar. 18 at NY Rangers	Wayne Thomas	
Greg Malone	Mar. 28 vs NY Rangers	Doug Soetaert	
		1979-80	
Gary McAdam	Nov. 28 vs Quebec	Michel Dion	
		1980-81	
Rick Kehoe (4)	Nov. 26 vs Vancouver	Richard Brodeur	
Rick Kehoe (5)	Dec. 3 at Toronto	Jim Crha	
Paul Gardner**	Dec. 13 vs Philadelphia	Phil Myre	
Rick Kehoe (6)	Jan. 14 vs St. Louis	Ed Staniowski	
Gregg Sheppard	Mar. 16 at Edmonton	Ed Mio	

Paul Gardner (2)
Doug Shedden
Rick Kehoe (7)
Andre St. Laurent

Pat Boulette
Pat Boulette (2)
Rick Kehoe (8)

Andy Brickley
Mike Bullard
Mark Taylor

Mike Bullard (2)**
Mike Bullard (3)

Mike Bullard (4)
Mario Lemieux**
Mike Bullard (5)
Doug Shedden
Mike Bullard (6)

Randy Cunneyworth
Mario Lemieux (2)
Terry Ruskowski
Kevin LaVallee
John Chabot
Mario Lemieux (3)**
Craig Simpson
Mario Lemieux (4)
Mario Lemieux (5)
Randy Cunneyworth (2)**
Mario Lemieux (6)
Mario Lemieux (7)

TOTAL - 70

RECORD - (53-10-6)

MOST ALL TIME - Rick Kehoe (8) Mario Lemieux (7) Mike Bullard (6)

MOST ONE YEAR - Mario Lemieux (6) in 1986-87

**Four Goal Game

1981-82
Nov. 7 vs Philadelphia Pelle Lindbergh
Jan. 2 vs Hartford John Garrett
Jan. 20 vs Boston Marco Baron
Mar. 6 at Quebec Dan Bouchard

1982-83
Oct. 12 vs Vancouver Richard Brodeur
Oct. 27 vs Washington Dave Parro
Dec. 23 at Detroit Greg Stefan

1983-84
Dec. 26 vs NY Rangers Steve Weeks
Jan. 18 vs Winnipeg Mike Veisor
Mar. 29 at NY Rangers John Vanbiesbrouck

1984-85
Dec. 5 vs St. Louis Mike Liut
Dec. 26 vs NY Islanders Kelly Hrudey

1985-86
Dec. 31 at St. Louis Rick Wamsley
Dec. 31 at St. Louis Rick Wamsley
Jan. 22 at Edmonton Andy Moog
Feb. 15 vs Vancouver Richard Brodeur
Feb. 21 at Detroit Greg Stefan (1)/Mark LaForest (2)

1986-87
Oct. 9 vs Washington Al Jensen
Oct. 17 at Buffalo Tom Barrasso
Oct. 18 vs New Jersey Karl Friesen
Oct. 29 vs New Jersey Alain Chevner
Dec. 6 vs Minnesota Don Beaupre
Dec. 12 vs Toronto Ken Wregget (3)/Alan Bester (1)
Dec. 22 at Montreal Patrick Roy
Jan. 23 at Vancouver Frank Caprice
Feb. 5 at Boston Bill Ranford
Mar. 3 at Quebec Mario Gosselin (3)/Clint Malarchuk (1)
Mar. 8 at Winnipeg Pokey Reddick
Mar. 12 vs Quebec Mario Gosselin

HOME - 45

AWAY - 25

HOME - (38-5-2)

AWAY - (15-5-4)

OPPONENT HAT TRICKS

1967-68		
Stan Mikita, Chicago**	Dec. 6 at Chicago	Les Binkley (3)/Hank Bassen
Bob Pullford, Toronto	Jan. 13 at Toronto	Les Binkley
Dick Duff, Montreal	Feb. 17 at Montreal	Les Binkley
Jean Beliveau, Montreal	Mar. 16 at Montreal	Hank Bassen (2) & ENG
1968-69		
Bobby Rousseau, Montreal	Nov. 7 at Montreal	Les Binkley
Bobby Hull, Chicago	Nov. 14 at Pittsburgh	Les Binkley
Phil Esposito, Boston	Dec. 15 at Boston	Joe Daley
1969-70		
Gordie Howe, Detroit	Nov. 2 at Detroit	Al Smith
Ab McDonald, St. Louis	Nov. 19 at Pittsburgh	Les Binkley
Dave Keon, Toronto	Jan. 17 at Toronto	Les Binkley
Dave Balon, NY Rangers	Feb. 1 at NY Rangers	Al Smith
Stan Mikita, Chicago (2)	Feb. 11 at Chicago	Al Smith
1970-71		
Walt McKechnie, Minnesota	Oct. 15 at Minnesota	Al Smith
Phil Esposito, Boston (2)	Dec. 6 at Boston	Les Binkley
Brian Spencer, Toronto	Jan. 9 at Toronto	Al Smith
Phil Esposito, Boston (3)	Mar. 6 at Pittsburgh	Al Smith
Eddie Shack, Buffalo	Mar. 31 at Pittsburgh	Cam Newton
1971-72		
Brad Park, NY Rangers	Dec. 12 at NY Rangers	Jim Rutherford
Norm Ullman, Toronto	Dec. 28 at Pittsburgh	Les Binkley (2) & ENG
Brad Park, NY Rangers (2)	Feb. 12 at Pittsburgh	Jim Rutherford
1972-73		
Gene Carr, NY Rangers	Dec. 17 at NY Rangers	Denis Herron
Rejean Houle, Montreal	Jan. 17 at Montreal	Cam Newton
Mike Walton, Boston	Feb. 10 at Boston	Cam Newton
Dennis Hextall, Minnesota	Mar. 7 at Minnesota	Andy Brown
Bobby Lalonde, Vancouver	Mar. 17 at Vancouver	Andy Brown (2)/Cam Newton
1973-74		
Rick Martin, Buffalo	Jan. 3 at Buffalo	Jim Rutherford
Ken Hodge, Boston	Feb. 3 at Pittsburgh	Andy Brown
Stan Mikita, Chicago (3)	Feb. 10 at Chicago	Gary Inness
Claude Larose, Montreal**	Feb. 28 at Montreal	Gary Inness
Bill Goldsworthy, Minnesota	Mar. 23 at Minnesota	Gary Inness
1974-75		
Bobby Orr, Boston	Oct. 23 at Pittsburgh	Gary Inness
Dave Keon, Toronto (2)	Nov. 20 at Toronto	Gary Inness
Guy Lafleur, Montreal	Dec. 7 at Montreal	Bob Johnson
Guy Lafleur, Montreal (2)**	Jan. 26 at Montreal	Michel Plasse
Greg Polis, NY Rangers	Mar. 2 at NY Rangers	Michel Plasse
Stan Gilbertson, Washington**	Apr. 6 at Washington	Bob Johnson
1975-76		
Hartland Monahan, Washington	Nov. 12 at Washington	Gary Inness
Yvan Cournoyer, Montreal	Nov. 13 at Pittsburgh	Gary Inness
Denis Maruk, California**	Nov. 15 at Pittsburgh	Gary Inness
Ted Irvine, St. Louis	Feb. 29 at Pittsburgh	Gary Inness (2) & ENG
1976-77		
Rick Blight, Vancouver**	Oct. 6 at Pittsburgh	Gordie Laxton
Wilf Paiement, Colorado	Feb. 6 at Colorado	Denis Herron
Claude Larose, St. Louis (2)	Feb. 7 at St. Louis	Dunc Wilson
Don Saleski, Philadelphia	Mar. 13 at Philadelphia	Denis Herron
1977-78		
Butch Goring, Los Angeles	Nov. 24 at Los Angeles	Denis Herron
1978-79		
Dale McCourt, Detroit	Feb. 18 at Detroit	Millen (2)/Herron (1)
Darcy Rota, Atlanta	Apr. 1 at Pittsburgh	Herron (2)/Millen (1)
1979-80		
Pierre Larouche, Montreal	Oct. 25 at Montreal	Rob Holland
Darryl Sittler, Toronto	Jan. 16 at Pittsburgh	Greg Millen
Jordy Douglas, Hartford	Jan. 17 at Hartford	Greg Millen

Blair MacDonald, Edmonton	Jan. 19 at Pittsburgh	Greg Millen
Mike Foligno, Detroit	Jan. 31 at Detroit	Greg Millen
Danny Gare, Buffalo	Feb. 7 at Buffalo	Greg Millen
Darryl Sittler, Toronto (2)	Mar. 5 at Pittsburgh	Rob Holland
Wayne Gretzky, Edmonton	Mar. 21 at Edmonton	Greg Millen
1980-81		
Denis Maruk, Washington (2)	Nov. 12 at Pittsburgh	Rob Holland
Rick Dudley, Buffalo	Dec. 7 at Buffalo	Millen (1)/Holland (2)
Bobby Clarke, Philadelphia	Dec. 13 at Pittsburgh	Greg Millen
Stan Smyl, Vancouver	Dec. 19 at Vancouver	Holland (2)/Millen (1)
Reed Larson, Detroit	Jan. 3 at Pittsburgh	Greg Millen
Mike Bossy, NY Islanders**	Jan. 13 at NY Islanders	Millen (3) & ENG
Lanny McDonald, Colorado	Feb. 6 at Colorado	Nick Ricci (2) & ENG
Mark Messier, Edmonton	Mar. 16 at Edmonton	Greg Millen
1981-82		
Mel Bridgman, Philadelphia	Oct. 29 at Philadelphia	Michel Dion
Keith Acton, Montreal	Nov. 21 at Montreal	Dion (2)/Harrison (1)
Ron Dugway, NY Rangers	Dec. 27 at NY Rangers	Paul Harrison
Blaine Stoughton, Hartford	Jan. 3 at Hartford	Paul Harrison
Wayne Gretzky, Edmonton (2)	Mar. 17 at Edmonton	Michel Dion
Bernie Nicholls, Los Angeles	Mar. 20 at Los Angeles	Michel Dion
1982-83		
Butch Goring, NY Islanders (2)	Oct. 14 at NY Islanders	Denis Herron
Marian Stastny, Quebec	Oct. 21 at Quebec	Denis Herron
Peter Stastny, Quebec	Dec. 11 at Pittsburgh	Denis Herron
Glenn Anderson, Edmonton	Jan. 7 at Edmonton	Denis Herron
Dale Hawerchuk, Winnipeg	Feb. 4 at Winnipeg	Michel Dion
Lanny McDonald, Calgary (2)	Feb. 5 at Calgary	Denis Herron
Kent Nilsson, Calgary	Feb. 5 at Calgary	Denis Herron
Charlie Simmer, Los Angeles	Feb. 12 at Pittsburgh	Nick Ricci
Reed Larson, Detroit (2)	Feb. 15 at Pittsburgh	Nick Ricci
Ken Linseman, Edmonton	Feb. 19 at Pittsburgh	Herron (2)/Ricci (1)
1983-84		
Bryan Trottier, NY Islanders	Nov. 11 at NY Islanders	Michel Dion
Barry Pederson, Boston	Dec. 6 at Pittsburgh	Dion (2)/Herron (1)
Bob MacMillan, New Jersey*	Jan. 7 at Pittsburgh	Roberto Romano
Paul MacLean, Winnipeg	Jan. 18 at Pittsburgh	Michel Dion
Pierre Larouche, NYR* (2)	Jan. 25 at Pittsburgh	Romano (2)/Dion (1)
Doug Risebrough, Calgary	Feb. 16 at Calgary	Michel Dion
Lanny McDonald, Calgary (3)	Feb. 16 at Calgary	Michel Dion
Wayne Gretzky, Edmonton (3)**	Feb. 22 at Pittsburgh	Roberto Romano
Michel Goulet, Quebec	Mar. 8 at Pittsburgh	Denis Herron
Dave Poulin, Philadelphia	Mar. 22 at Philadelphia	Denis Herron
Ilkka Simsaio, Philadelphia	Mar. 22 at Philadelphia	Denis Herron
1984-85		
Uli Hiemer, New Jersey	Oct. 31 at New Jersey	Denis Herron
Jorgen Pettersson, St. Louis	Nov. 8 at Pittsburgh	Michel Dion
Denis Savard, Chicago	Nov. 29 at Pittsburgh	Denis Herron
Michel Goulet, Quebec	Dec. 29 at Quebec	Denis Herron
Dale Hawerchuk, Winnipeg (2)	Jan. 21 at Winnipeg	Roberto Romano
Wayne Gretzky, Edmonton (4)	Jan. 26 at Edmonton	Denis Herron
Peter Sundstrom, NY Rangers	Feb. 22 at Pittsburgh	Brian Ford
1985-86		
Danny Gare, Detroit (2)	Oct. 30 at Detroit	Roberto Romano
Tony Tanti, Vancouver	Nov. 13 at Vancouver	Roberto Romano
Dave Poulin, Philadelphia (2)	Nov. 24 at Philadelphia	Denis Herron
Troy Murray, Chicago	Jan. 1 at Chicago	Gilles Meloche
Al Secord, Chicago	Jan. 1 at Chicago	Gilles Meloche
1986-87		
Kirk Muller, New Jersey	Oct. 29 at Pittsburgh	Roberto Romano
Sylvain Turgeon, Hartford	Mar. 28 at Hartford	Pat Riffin
Perry Anderson, New Jersey	Mar. 31 at New Jersey	Gilles Meloche

**Four-goal game

ON THIS DATE IN PITTSBURGH PENGUINS HISTORY

June 5, 1967 Pittsburgh franchise joins the National Hockey League.

October 11, 1967 Penguins first NHL game at the Civic Arena vs Montreal. Pens lost to the Canadiens 2-1 with 9,307 fans on hand. Andy Bathgate scores Pens first goal.

October 13, 1967 Pens first victory as they defeated St. Louis 3-1 on the road.

October 18, 1967 Andy Bathgate records first hat trick in club history vs Minnesota.

November 4, 1967 Les Binkley records first shutout in club history (1-0) vs California Golden Seals.

February 3, 1968 Pens first sellout at Civic Arena vs Toronto (12,563).

March 22, 1968 Donald Parsons heads a Michigan group who purchases 80% of the Penguins franchise.

July 2, 1969 Leonard "Red" Kelly is named coach of the Penguins.

April 1, 1970 Pens defeat Philadelphia 4-1 to clinch second place in the Western Division, putting them in the playoffs for the first time.

April 8, 1970 First playoff game for the Pens as they defeat Oakland 2-1.

April 11, 1970 Ken Schinkel records only playoff hat trick in club history vs Oakland.

May 21, 1970 Jack Riley, club's general manager for the first three years is promoted to president and coach Red Kelly is promoted to general manager/coach.

March 3, 1971 Les Binkley records his 11th career shutout with Pens which is still a club record.

April 13, 1971 Michel Briere dies from injuries suffered in an auto accident on May 15, 1970.

April 21, 1971 Thayer Potter heads a Pittsburgh group who purchase team.

January 29, 1972 Red Kelly steps down as GM but remains coach and Jack Riley regains GM responsibilities.

January 13, 1973 Ken Schinkel is named coach of Pens.

January 30, 1973 Greg Polis wins Most Valuable Player honors at the NHL All-Star Game in New York after scoring two goals.

January 13, 1974 Jack Bulton named general manager of Pens.

February 6, 1974 Marc Boileau named Pens coach.

January 22, 1975 Syl Apps named Most Valuable Player in NHL All-Star Game in Montreal after scoring two goals.

February 22, 1975 Pens defeat St. Louis 3-2 to establish a 20-game home, unbeaten streak which is still a club record.

June 13, 1975 Pittsburgh Penguins declared bankruptcy.

July 11, 1975 Albert Savill, Otto Frenzel and Wren Blair purchase team.

July 29, 1975 Marc Boileau rehired as coach.

December 29, 1975 Pens are defeated by the Soviet Wings 7-4 at the Civic Arena.

January 16, 1976 Ken Schinkel is rehired as coach.

January 29, 1976 Pens host Philadelphia with a record sellout crowd of 16,404 on hand.

March 24, 1976 Jean Pronovost becomes the first Penguin to score 50 goals in a season and Pierre Larouche becomes the first Penguin to record 100 points in one season vs Boston.

December 3, 1976 Aldege "Baz" Bastien named club's general manager.

January 13, 1977 Johnny Wilson hired to coach Pens.

October 19, 1977 Bob Prince debuts as the Penguins' television play-by-play announcer.

April 5, 1978 Edward J. DeBartolo takes control of club, having purchased one-third of the franchise the year before.

April 14, 1979 George Ferguson scores in overtime to eliminate Buffalo in the preliminary round of the Stanley Cup Playoffs.

January 3, 1980 Pens defeat NY Islanders 4-3 and gain first place in the Norris Division for the first time in club history.

January 30, 1980 Black & gold uniform worn for the first time vs St. Louis.

February 29, 1980 Olympic gold medal winner Mark Johnson joins Penguins.

December 13, 1980 Paul Gardner becomes first Penguin player to score four goals in a game as Pens lose to Philadelphia 6-5.

July 15, 1980 Ed Johnston named coach of Pens.

April 15, 1981 Mike Crombeen scores at 5:16 of the second overtime period to lead St. Louis to a 4-3 win in the deciding game of the preliminary round of the playoffs.

June 3, 1981 Randy Carlyle named to the NHL First All-Star Team.

June 4, 1981 Randy Carlyle wins the Norris Trophy and Rick Kehoe wins the Lady Byng Trophy.

July 1, 1981 Edward J. DeBartolo takes over the Civic Arena.

February 21, 1982 Pens defeat the NY Islanders 4-3 and break their 15-game winning streak.

December 23, 1982 Rick Kehoe records his 8th career hat trick vs Detroit which is still a club record.

March 15, 1983 General manager Baz Bastien dies as a result of an auto accident.

May 27, 1983 Ed Johnston is promoted to team's general manager position.

July 20, 1983 Lou Angotti is hired to coach Pens.

June 4, 1984 Bob Berry is hired to coach Pens.

June 9, 1984 Pens draft Mario Lemieux, Doug Bodger & Roger Belanger in the first round of the Entry Draft marking the first time in club history that Pittsburgh selected more than one player in the first round. By drafting Lemieux first overall, it was also the first time in club history that the Pens chose the #1 pick.

June 19, 1984 Mario Lemieux signs contract with Pens.

February 12, 1985 Mario Lemieux is named MVP in NHL All-Star Game in Calgary after scoring 2 goals and 1 assist in game.

April 7, 1985 Mario Lemieux records his 100th point to become the third rookie in NHL history to score 100 or more points in a season.

June 12, 1985 Mario Lemieux named NHL Rookie of the Year becoming the first Penguin to win the Calder Memorial Trophy.

January 4, 1986 Pens tie Russian Dynamo Team 3-3 in front of sellout crowd.

February 4, 1986 Mario Lemieux wins fan voting for center on the Wales Conference Team in the NHL All-Star Game.

February 15, 1986 Mario Lemieux records his 100th point vs Vancouver to become the first player in Penguin history to record two consecutive 100-point seasons.

February 24, 1986 Mario Lemieux sets club record for points in a season with his 112th point vs Los Angeles.

May 26, 1986 Mario Lemieux wins the Lester B. Pearson Award presented by the NHL Player's Association for the Outstanding Player in the NHL.

Sept. 17, 1986 Penguins select two players in the NHL's first Supplemental Draft.

Oct. 22, 1986 Pens defeat Buffalo 5-4 in overtime to extend their club record start of the season winning streak to 7 games.

Jan. 30, 1987 Civic Arena has its first AHL game since 1966 when Baltimore hosts Sherbrooke.

Apr. 13, 1987 Head coach Bob Berry and assistant Jim Roberts are relieved of coaching duties with Pittsburgh.

May 11, 1987 Penguins and Baltimore Skipjacks agree to terminate their working agreement in the AHL.

May 26, 1987 Penguins and Muskegon Lumberjacks of the IHL sign working agreement.

June 4, 1987 Pierre Creamer is named Pens' head coach.

June 17, 1987 Creamer appoints Clement Jodoin and Rick Kehoe as assistant coaches.

ALL-TIME ROSTER

Anderson, Russ 1976-77 to 81-82
 Andrea, Paul 1967-68 to 68-69
 Angotti, Lou 1968-69
 Apps, Syl 1970-71 to 77-78
 Arbour, John 1968-69
 Arnason, Chuck 1973-74 to 75-76
 Awrey, Don 1976-77

Babych, Wayne 1984-85 to 85-86
 Barne, Doug 1968-69
 Bassen, Hank 1967-68
 Bathgate, Andy 1967-68, 1970-71
 Baxter, Paul 1960-61 to 82-83
Belanger, Roger 1984-85
 Belland, Neil 1986-87
 Bennell, Harvey 1974-75 to 75-76
 Bergeron, Yves 1974-75, 1976-77
 Beverley, Nick 1973-74
 Bianchin, Wayne 1973-74 to 78-79
 Bignell, Larry 1973-74
 Binkley, Les 1967-68 to 71-72
 Blackburn, Bob 1969-70 to 70-71
 Bladon, Tom 1978-79 to 79-80
 Blaisdell, Mike 1985-86 to 86-87
Bodger, Doug 1984-85 to present
 Bovin, Leo 1967-68 to 68-69
Bourque, Phil 1983-84, 1985-86 to present
 Boutette, Pat 1981-82 to 84-85
 Boyd, Randy 1981-82 to 83-84
 Boyer, Wally 1968-69 to 71-72
 Brickley, Andy 1983-84 to 84-85
 Briere, Michel 1969-70
 Brown, Andy 1972-73 to 73-74
 Bullard, Mike 1980-81 to 86-87
 Bulley, Ted 1983-84
 Burns, Charlie 1968-69
 Burns, Robin 1970-71 to 72-73
 Burrows, Dave 1971-72 to 77-78, 1980-81

Buskas, Rod 1982-83 to present

Campbell, Colin 1974-75 to 75-76, 1977-78 to 78-79
 Cardwell, Steve 1970-71 to 72-73
 Carlyle, Randy 1978-79 to 83-84
 Carr, Gene 1977-78
 Cassidy, Tom 1977-78
 Chabot, John 1984-85 to 86-87
 Chapman, Blair 1976-77 to 79-80
Charlesworth, Todd 1983-84 to present
 Chorney, Marc 1980-81 to 83-84
 Clackson, Kim 1979-80
 Corrigan, Mike 1976-77 to 77-78
 Cossette, Jacques 1975-76, 1977-78 to 78-79
 Crowder, Bruce 1984-85
Cunneynworth, Randy 1985-86 to present

Dahlquist, Chris 1985-86 to present
 Daley, Joe 1968-69 to 69-70
 Davis, Kim 1977-78 to 80-81
 Dea, Billy 1967-68 to 68-69
 DeBenedet, Nelson 1974-75
 DeFazio, Dean 1983-84
 DeMarco, Ab 1973-74 to 74-75
 Dillabough, Bob 1967-68 to 68-69
 Dion, Michel 1981-82 to 84-85
 Duguay, Ron 1985-86 to 86-87
 Durbano, Steve 1973-74 to 75-76

Edestrand, Darryl 1971-72 to 73-74
 Edur, Tom 1977-78

Edwards, Gary 1981-82
 Edwards, Marv 1968-69
 Edwards, Roy 1971-72
Errey, Bob 1983-84 to present

Faubert, Mario 1974-75 to 77-78, 1979-80 to 81-82
 Feltrin, Tony 1980-81 to 82-83
 Ferguson, George 1978-79 to 82-83
 Flesch, John 1977-78
 Flockhart, Ron 1983-84 to 84-85
 Fonteyne, Val 1967-68 to 71-72
 Ford, Brian 1984-85
 Fox, Greg 1983-84 to 84-85
Frawley, Dan 1985-86 to present

Gardner, Paul 1980-81 to 83-84
 Garner, Rob 1982-83
 Gatzos, Steve 1981-82 to 84-85
 Geale, Robert 1984-85
Giffin, Lee 1986-87 to present
 Gilbert, Ed 1975-76 to 76-77
 Gilbertson, Stan 1975-76 to 76-77
 Gladney, Bob 1983-84
 Graham, Pat 1981-82 to 82-83
Guenette, Steve 1986-87 to present

Hadfield, Vic 1974-75 to 76-77
 Hakansson, Anders 1982-83
 Hamilton, Jim 1977-78 to 84-85
Hannan, Dave 1981-82 to present
 Harbaruk, Nick 1969-70 to 72-73
 Harris, Billy 1968-69
 Harrison, Paul 1981-82
 Herron, Denis 1972-73 to 74-75, 1976-77 to 78-79, 1982-83 to 85-86
 Hextall, Bryan 1969-70 to 73-74
 Hicke, Billy 1971-72
 Hicks, Wayne 1967-68
Hillier, Randy 1984-85 to present
 Hoganson, Paul 1970-71
 Holland, Rob 1979-80 to 80-81
 Horton, Tim 1971-72
 Hotham, Greg 1981-82 to 84-85
 Hrynewich, Tim 1982-83 to 83-84
 Hudson, Lex 1978-79
 Hughes, Pat 1979-80 to 80-81

Ingarfield, Earl 1967-68 to 68-69
 Inness, Gary 1973-74 to 75-76

Javanainen, Arto 1984-85
 Johnson, Bob 1974-75
Johnson, Jim 1985-86 to present
 Johnson, Mark 1979-80 to 81-82
 Jonathan, Stan 1982-83
 Jones, Ron 1973-74

Kannegresser, Sheldon 1970-71 to 72-73
 Kehoe, Rick 1974-75 to 84-85
 Kelly, Bob 1973-74 to 76-77
 Kessell, Rick 1969-70 to 72-73
 Kindrachuk, Orest 1978-79 to 80-81
 Konik, George 1967-68
Kontos, Chris 1986-87 to present

Labre, Yvon 1970-71, 1973-74
 LaFramboise, Pete 1974-75
 Lagace, Jean Guy 1968-69, 1972-73 to 74-75

Lalonde, Ron 1972-73 to 74-75
 Lamoureux, Mitch 1983-84 to 84-85
 Lanyon, Ted 1967-68
 Larouche, Pierre 1974-75 to 77-78
 LaVallee, Kevin 1986-87
 Laxton, Gordon 1975-76 to 78-79
 LeCane, Bill 1968-69
 Lecuyer, Doug 1982-83
 Lee, Peter 1977-78 to 82-83
 Lehto, Petteri 1984-85
 Lester, Bob 1971-72
 Lemieux, Alain 1966-87
Lemieux, Mario 1984-85 to present
 Libett, Nick 1979-80 to 80-81
 Lindstrom, Willy 1985-86 to 86-87
Loney, Troy 1983-84 to present
 Lonsberry, Ross 1978-79 to 80-81
 Lowe, Darren 1983-84
 Lukowich, Bernie 1973-74
 Luudberg, Brian 1982-83
 Lupian, Gilles 1980-81
 Lynch, Jack 1972-73 to 73-74
 Lyon, Steve 1976-77

MacDonald, Lowell 1970-71, 1972-73 to 77-78
 MacLeish, Rick 1981-82 to 82-83
 MacNeil, Al 1967-68
 Mahovlich, Pete 1977-78 to 78-79
 Malone, Greg 1976-77 to 82-83
Mantha, Moe 1984-85 to present
 Marshall, Paul 1979-80 to 80-81
Mathiasen, Dwight 1985-86 to present
 Mathuss, Dick 1967-68 to 68-69
 Maxwell, Bryan 1983-84 to 84-85
 McAdam, Gary 1978-79 to 80-81
 McCallum, Dunc 1967-68 to 70-71
 McCarthy, Kevin 1983-84 to 84-85
 McClelland, Kevin 1981-82 to 83-84
 McCreary, Keith 1967-68 to 71-72
 McDonald, Ab 1967-68
 McDonnell, Joe 1984-85 to 85-86
 McDonough, Al 1971-72 to 73-74
 McGeough, Jim 1984-85 to 86-87
 McKenzie, Brian 1971-72
 McMahon, Mike 1969-70
 McManama, Bob 1973-74 to 75-76
 McSorley, Marly 1983-84 to 84-85
 Meeker, Mike 1978-79
 Meighan, Ron 1982-83
Meloche, Gilles 1985-86 to present
 Miller, Greg 1978-79 to 80-81
Mokosak, Carl 1986-87 to present
 Monahan, Hartland 1977-78
 Morrison, Jim 1969-70 to 70-71
 Morrison, Lew 1974-75 to 77-78
 Mulvey, Paul 1981-82

Newton, Cam 1970-71, 1972-73
 Nolan, Ted 1985-86
 Nolet, Simon 1975-76
 Noris, Joe 1971-72
 Nowak, Hank 1973-74

O'Regan, Tom 1983-84 to 85-86, 1974-75 to 77-78
 Dwchar, Dennis

Pardise, Bob 1973-74 to 75-76, 1977-78 to 78-79
 Pearson, Mel 1967-68
 Piasse, Michel 1974-75 to 75-76
 Polis, Greg 1970-71 to 73-74
 Pratt, Kelly 1974-75
 Pratt, Tracy 1968-69 to 69-70
 Prentice, Dean 1969-70 to 70-71
 Price, Noel 1967-68 to 68-69
 Price, Pat 1980-81 to 82-83
 Price, Tom 1976-77 to 78-79
 Pronovost, Jean 1968-69 to 77-78

Quinn, Dan 1986-87 to present

Redquest, Greg 1977-78
 Ricci, Nick 1979-80 to 82-83
Riggin, Pat 1986-87 to present
 Rissling, Gary 1980-81 to 84-85
 Rivard, Bob 1967-68
 Robert, Rene 1971-72
 Romano, Roberto 1982-83 to 86-87
 Roulston, Tom 1983-84, 1985-86
Rowe, Mike 1984-85 to present
 Rupp, Duane 1968-69 to 72-73
 Ruskowski, Terry 1985-86 to 86-87
 Rutherford, Jim 1971-72 to 73-74

Saganuk, Rocky 1983-84
 Sanderson, Derek 1977-78
 Sasser, Grant 1983-84
 Sather, Glen 1989-90 to 70-71
 Schinkel, Ken 1967-68 to 72-73
Schmidt, Norm 1983-84, 1985-86 to present
 Schock, Ron 1969-70 to 76-77
 Schofield, Dwight 1986-87
 Schultz, Dave 1977-78 to 78-79
 Schutt, Rod 1978-79 to 83-84
 Shack, Eddie 1971-72 to 72-73
 Shedden, Doug 1981-82 to 85-86
 Sheppard, Gregg 1978-79 to 81-82
 Shires, Jim 1972-73
 Simpson, Bob 1981-82 to 82-83
Simpson, Craig 1985-86 to present
Siren, Ville 1985-86 to present
 Smith, Al 1969-70 to 70-71
 Snell, Ron 1968-69 to 69-70
 Snell, Ted 1973-74
 Speer, Billy 1967-68 to 68-69
 Spencer, Brian 1977-78 to 78-79
 Stackhouse, Ron 1973-74 to 81-82
 Stewart, Bob 1979-80
 Stewart, John 1970-71 to 71-72
 St Laurent, Andre 1981-82 to 83-84
 Stoughton, Blaine 1973-74
 Stratton, Art 1967-68
 Stumpf, Bob 1974-75
 Suttler, Rich 1982-83 to 83-84
 Swain, Garry 1968-69
 Swarbrick, George 1968-69 to 69-70

Tallon, Dale 1978-79 to 79-80
 Taylor, Bob 1975-76
 Taylor, Mark 1983-84 to 84-85
 Tebbutt, Greg 1983-84
 Thompson, Errol 1980-81
 Thornbury, Tom 1983-84
 Tookey, Tim 1983-84
 Tremblay, Vincent 1983-84
 Turnbull, Ian 1982-83

Ubrico, Gene 1967-68 to 68-69

Van Impe, Ed 1975-76 to 76-77

Watson, Bryan 1968-69 to 73-74
 Weir, Wally 1984-85
 Wiley, Jim 1972-73 to 73-74
 Wilkins, Barry 1974-75 to 75-76
 Wilson, Dunc 1976-77 to 77-78
Wilson, Mitch 1986-87 to present
 Wolf, Bennett 1980-81 to 82-83
 Woytowich, Bob 1968-69 to 71-72

Young, Warren 1983-84 to 84-85, 1986-87 to present

Zaine, Rod 1970-71

PITTSBURGH CAREER PLAYOFF SCORING

1 Rick Kehoe	37	4	17	21	2	2	0	2	1	0
2 Jean Pronovost	29	9	9	18	12	2	1	1	0	0
3 George Ferguson	22	4	11	15	13	0	0	1	1	0
4 Rod Schult	22	8	6	14	26	1	0	1	0	0
5 Randy Carlyle	22	6	8	14	41	0	1	0	0	0
6 Ron Schock	29	2	12	14	23	0	0	0	0	0
7 Ron Stackhouse	32	5	8	13	38	2	0	0	0	0
8 Gregg Sheppard	17	4	7	11	2	2	0	0	0	0
9 Pierre Larouche	15	2	9	11	2	0	0	1	0	0
10 Lowell MacDonald	15	6	4	10	8	2	0	2	0	0
11 Bob Kelly	15	6	3	9	23	1	0	0	0	0
12 Colin Campbell	19	2	7	9	51	0	1	1	0	0
13 Michel Briere	10	5	3	8	17	1	0	3	1	0
14 Mike Bullard	9	4	4	8	4	1	0	1	0	0
15 Syl Apps	19	4	4	8	23	2	0	1	0	0
16 Greg Malone	18	3	5	8	32	0	0	1	0	0
17 Peter Lee	19	0	8	8	4	0	0	0	0	0
18 Ken Schinkel	13	6	1	7	4	1	0	0	0	0
19 Vic Hadfield	10	5	2	7	11	0	1	0	0	0
20 Mark Johnson	10	4	3	7	6	2	0	1	0	0
21 Paul Gardner	10	2	5	7	10	1	0	0	0	0
22 Dean Prentice	12	2	5	7	8	1	0	0	0	0
23 Gary McAdam	12	3	3	6	9	0	0	0	0	0
24 Chuck Armason	9	2	4	6	4	1	0	0	0	0
25 Orest Kindrachuk	7	4	1	5	7	0	0	1	0	0
26 Ross Lonsberry	17	2	3	5	13	0	0	1	0	0
27 Tom Bladen	8	0	5	5	2	0	0	0	0	0
28 Pat Boutillette	5	3	1	4	8	2	0	0	0	0
29 Nick Harbaruk	14	3	1	4	20	0	0	1	0	0
30 Mario Faubert	10	2	2	4	6	2	0	0	0	0
31 Duane Rupp	10	2	2	4	8	0	0	0	0	0
32 Dave Burrows	20	1	3	4	16	0	0	1	0	0
33 Keith McCreary	11	0	4	4	6	0	0	0	0	0
34 Bob Letar	4	3	0	3	0	1	0	0	0	0
35 Jim Hamilton	6	3	0	3	0	1	0	0	0	0
36 Andre St Laurent	5	2	1	3	8	0	0	0	0	0
37 Blair Chapman	10	2	1	3	9	0	0	0	0	0
38 Wally Boyer	10	1	2	3	0	0	0	1	0	0
39 Dunc McCallum	10	1	2	3	12	0	0	0	0	0
40 Bob Woytowich	10	1	2	3	2	0	0	0	0	0
41 Greg Hotham	5	0	3	3	6	0	0	0	0	0
42 Jim Morrison	8	0	3	3	10	0	0	0	0	0
43 Russ Anderson	10	0	3	3	28	0	0	0	0	0
44 Bryan Hextall	14	0	3	3	43	0	0	0	0	0
45 Stan Gilbertson	3	1	1	2	2	0	0	0	0	0
46 Nick Libett	5	1	1	2	0	1	0	0	0	0
47 Pat Price	10	1	1	2	49	0	0	0	0	0
48 Rick MacLeish	5	1	1	2	0	0	0	0	0	0
49 Kevin McClelland	5	1	1	2	5	0	0	0	0	0
50 Bob Stewart	5	1	1	2	2	0	0	0	0	0
51 Darryl Edstrand	4	0	2	2	0	0	0	0	0	0
52 Greg Polis	4	0	2	2	0	0	0	0	0	0
53 Glen Sather	10	0	2	2	17	0	0	0	0	0
54 Val Fonteyne	14	0	2	2	2	0	0	0	0	0
55 Pete LaFramboise	9	1	0	1	0	0	0	0	0	0

		PTS	PIM	PPG	PEN	SHOTS	GOALS	ASSISTS	
56 Pete Mahovlich	2	0	1	1	0	0	0	0	
57 Don Awrey	3	0	1	1	0	0	0	0	
58 Wayne Blanchet	3	0	1	1	6	0	0	0	
59 Jacques Cussette	3	0	1	1	4	0	0	0	
60 Ed Van Impe	3	0	1	1	2	0	0	0	
61 Tim Horton	4	0	1	1	2	0	0	0	
62 Al McDonough	4	0	1	1	0	0	0	0	
63 Eddie Shack	4	0	1	1	15	0	0	0	
64 Gary Rensing	5	0	1	1	4	0	0	0	
65 Paul Baxter	10	0	1	1	42	0	0	0	
66 Barry Wilkins	6	0	1	1	4	0	0	0	
67 Marc Chorney	7	0	1	1	2	0	0	0	
68 Bob Paradise	7	0	1	1	17	0	0	0	
69 Bob McManama	8	0	1	1	6	0	0	0	
70 Dennis Oachar	8	0	1	1	6	0	0	0	
71 Tracy Pratt	10	0	1	1	51	0	0	0	
72 Paul Marshall	1	0	0	0	0	0	0	0	
73 Steve Gatzos	1	0	0	0	0	0	0	0	
74 Mike Corrigan	2	0	0	0	0	0	0	0	
75 Bob Simpson	2	0	0	0	0	0	0	0	
76 Lex Hudson	2	0	0	0	0	0	0	0	
77 Larry Bignell	3	0	0	0	2	0	0	0	
78 Randy Boyd	3	0	0	0	11	0	0	0	
79 Kim Clackson	3	0	0	0	37	0	0	0	
80 Al Smith	3	0	0	0	0	0	0	0	
81 Simon Nolet	3	0	0	0	0	0	0	0	
82 Michel Plasse	3	0	0	0	0	0	0	0	
83 Steve Cardwell	4	0	0	0	2	0	0	0	
84 Kim Davis	4	0	0	0	0	0	0	0	
85 Pat Graham	4	0	0	0	2	0	0	0	
86 Jim Rutherford	4	0	0	0	0	0	0	0	
87 Dale Tallon	4	0	0	0	4	0	0	0	
88 Michel Dion	5	0	0	0	0	0	0	0	
89 Pat Hughes	5	0	0	0	21	0	0	0	
90 Les Binkley	7	0	0	0	0	0	0	0	
91 Bob Blackburn	7	0	0	0	4	0	0	0	
92 Gary Inness	9	0	0	0	2	0	0	0	
93 Denis Herron	10	0	0	0	5	0	0	0	
94 Greg Milen	10	0	0	0	0	0	0	0	
95 Lew Morrison	13	0	0	0	0	0	0	0	
96 Bryan Watson	14	0	0	0	38	0	0	0	
Bench					12				
TOTAL	51	135	220	355	955	29	4	21	3

PLAYOFF GOALTENDING

	SAVES	GOALS	SHOTS	PERCENT	MIN	PER MIN	PER SHOT
Les Binkley	7	428	18	15	0	183	2.10
Gary Inness	9	540	27	24	3	274	2.67
Michel Plasse	3	180	3	8	0	85	2.67
Al Smith	3	180	5	10	0	79	3.33
Denis Herron	10	601	26	35	3	300	3.49
Jim Rutherford	4	240	8	14	0	131	3.50
Greg Milen	10	625	35	40	1	297	3.84
Michel Dion	5	310	13	22	0	161	4.26
TOTAL	51	3104	135	168	7	1507	3.38

PENGUINS PLAYOFF RESULTS

DATE	CITY	OPPONENT	WINS	LOSSES
1982 - PRELIMINARY ROUND - (Won by NY Islanders 3-2)				
Wed	Apr. 7	NY Islanders	NY Islanders 8-1	Gillies
Apr	8	NY Islanders	NY Islanders 7-2	Goring
Sat	Apr 10	Pittsburgh	Pittsburgh 2-1 (OT)	Keboe *
Sun	Apr 11	Pittsburgh	Pittsburgh 5-2	Keboe
Tue	Apr 13	NY Islanders	NY Islanders 4-3 (OT)	Tonelli
1981 - PRELIMINARY ROUND - (Won by St. Louis Blues 3-2)				
Wed	Apr 8	St. Louis	St. Louis 4-2	Petersson
Thu	Apr. 9	St. Louis	Pittsburgh 6-4	Schull
Sat	Apr 11	Pittsburgh	St. Louis 5-4	Federko
Sun	Apr 12	Pittsburgh	Pittsburgh 6-3	Bullard *
Tue	Apr 14	St. Louis	St. Louis 4-3 (2 OT)	Crombeen
1980 - PRELIMINARY ROUND - (Won by Boston Bruins 3-2)				
Tue	Apr. 8	Boston	Pittsburgh 4-2	Johnson
Thu	Apr. 10	Boston	Boston 4-1	Marcotte
Sat	Apr. 12	Pittsburgh	Pittsburgh 4-1	Lonsberry
Sun	Apr. 13	Pittsburgh	Boston 8-3	McNab
Mon	Apr 14	Boston	Boston 6-2	Foster
1979 - QUARTER-FINALS - (Won by Boston Bruins 4-0)				
Mon	Apr 16	Boston	Boston 6-2	Milbury
Wed	Apr 18	Boston	Boston 4-3	Miller
Sat	Apr 21	Pittsburgh	Boston 2-1	Middleton
Sun	Apr. 22	Pittsburgh	Boston 4-1	Ratelle
1979 - PRELIMINARY ROUND - (Won by Pittsburgh 2-1)				
Tue	Apr 10	Buffalo	Pittsburgh 4-3	Kindrachuk
Thu	Apr 12	Pittsburgh	Buffalo 3-1	Richard
Sat	Apr 14	Buffalo	Pittsburgh 4-3 (OT)	Ferguson
1977 - PRELIMINARY ROUND - (Won by Toronto Maple Leafs 2-1)				
Tue	Apr 5	Pittsburgh	Toronto 4-2	Williams
Thu	Apr 7	Toronto	Pittsburgh 6-4	Malone
Sat	Apr. 9	Pittsburgh	Toronto 5-2	McDonald
1976 - PRELIMINARY ROUND - (Won by Toronto Maple Leafs 2-1)				
Tue	Apr. 6	Toronto	Toronto 4-1	McDonald
Thu	Apr 8	Pittsburgh	Pittsburgh 2-0	MacDonald
Fri	Apr 9	Toronto	Toronto 4-0	McKenny
1975 - QUARTER-FINALS - (Won by NY Islanders 4-3)				
Sun	Apr 13	Pittsburgh	Pittsburgh 5-4	Burrows
Tue	Apr 15	Pittsburgh	Pittsburgh 3-1	MacDonald
Thu	Apr 17	NY Islanders	Pittsburgh 6-4	Apps *
Sun	Apr 20	NY Islanders	NY Islanders 3-1	Gillies
Tue	Apr 22	Pittsburgh	NY Islanders 4-2	Westfall
Thu	Apr 24	NY Islanders	NY Islanders 4-1	Howatt
Sat	Apr 26	Pittsburgh	NY Islanders 1-0	Westfall
1975 - PRELIMINARY ROUND - (Won by Pittsburgh 2-0)				
Tue	Apr. 8	Pittsburgh	Pittsburgh 4-3	Larouche
Thu	Apr. 10	St. Louis	Pittsburgh 5-3	Campbell
1972 - QUARTER-FINALS - (Won by Chicago Black Hawks 4-0)				
Wed	Apr 5	Chicago	Chicago 3-1	Pappin
Thu	Apr 6	Chicago	Chicago 3-2	Maki
Sat	Apr 8	Pittsburgh	Chicago 2-0	Bordeleau
Sun	Apr 9	Pittsburgh	Chicago 6-5(OT)	Martin
1970 SEMI-FINALS - (Won by St. Louis Blues 4-2)				
Sun	Apr 19	St. Louis	St. Louis 3-1	Goyette
Tue	Apr 21	St. Louis	St. Louis 4-1	Keenan
Thu	Apr 23	Pittsburgh	Pittsburgh 3-2	Briere
Sun	Apr 26	Pittsburgh	Pittsburgh 2-1	Briere
Tue	Apr 28	St. Louis	St. Louis 5-0	St. Marseille
Thu	Apr 30	Pittsburgh	St. Louis 4-3	Keenan
1970 QUARTER-FINALS - (Won by Pittsburgh 4-0)				
Wed	Apr 8	Pittsburgh	Pittsburgh 2-1	Harbaruk
Thu	Apr 9	Pittsburgh	Pittsburgh 3-1	Boyer
Sat	Apr 11	Oakland	Pittsburgh 5-2	Pronovost
Sun	Apr 12	Oakland	Pittsburgh 3-2 (OT)	Briere

PLAYOFF RECORDS - SERIES

MOST GOALS, BOTH TEAMS:

- 2-GAME SERIES 15 (1975) Pittsburgh 9, St. Louis 6
- 3-GAME SERIES 23 (1977) Toronto 13, Pittsburgh 10
- 4-GAME SERIES 23 (1979) Boston 16, Pittsburgh 7
- 5-GAME SERIES 41 (1981) Pittsburgh 21, St. Louis 20
- 6-GAME SERIES 29 (1970) St. Louis 19, Pittsburgh 10
- 7-GAME SERIES 39 (1975) NY Islanders 21, Pittsburgh 18

MOST GOALS, PITTSBURGH:

- 2-GAME SERIES 9 (1975) vs St. Louis
- 3-GAME SERIES 10 (1977) vs Toronto
- 4-GAME SERIES 13 (1970) vs Oakland
- 5-GAME SERIES 21 (1981) vs St. Louis
- 6-GAME SERIES 10 (1970) vs St. Louis
- 7-GAME SERIES 18 (1975) vs NY Islanders

MOST GOALS, OPPONENTS:

- 2-GAME SERIES 6 (1975) vs St. Louis
- 3-GAME SERIES 13 (1977) vs Toronto
- 4-GAME SERIES 16 (1979) vs Boston
- 5-GAME SERIES 22 (1982) vs NY Islanders
- 6-GAME SERIES 19 (1970) vs St. Louis
- 7-GAME SERIES 21 (1975) vs NY Islanders

FEWEST GOALS, BOTH TEAMS:

- 2-GAME SERIES 15 (1975) Pittsburgh 9, St. Louis 6
- 3-GAME SERIES 11 (1978) Toronto 8, Pittsburgh 3
- 4-GAME SERIES 19 (1970) Pittsburgh 13, Oakland 6
- 5-GAME SERIES 35 (1982) NY Islanders 22, Pittsburgh 13
- 6-GAME SERIES 29 (1970) St. Louis 19, Pittsburgh 10
- 7-GAME SERIES 39 (1975) NY Islanders 21, Pittsburgh 18

FEWEST GOALS, PITTSBURGH:

- 2-GAME SERIES 9 (1975) vs St. Louis
- 3-GAME SERIES 3 (1978) vs Toronto
- 4-GAME SERIES 7 (1979) vs Boston
- 5-GAME SERIES 13 (1982) vs NY Islanders
- 6-GAME SERIES 10 (1970) vs St. Louis
- 7-GAME SERIES 18 (1975) vs NY Islanders

FEWEST GOALS, OPPONENTS:

- 2-GAME SERIES 6 (1975) vs St. Louis
- 3-GAME SERIES 8 (1976) vs Toronto
- 4-GAME SERIES 6 (1970) vs Oakland
- 5-GAME SERIES 20 (1981) vs St. Louis
- 6-GAME SERIES 19 (1970) vs St. Louis
- 7-GAME SERIES 21 (1975) vs NY Islanders

MOST WINS IN A ROW:

- 5 (April 8 to April 17, 1975)
(2 vs St. Louis & 3 vs NY Islanders)

MOST LOSSES IN A ROW:

- 6 (April 26, 1970 to April 9, 1972)
(2 vs St. Louis & 4 vs Chicago)

SHUTOUT WINS:

- 2-0 (April 8, 1976 vs Toronto)

SHUTOUT LOSSES:

- 5-0 (April 28, 1970 at St. Louis)
- 2-0 (April 8, 1972 vs Chicago)
- 1-0 (April 26, 1975 vs NY Islanders)
- 4-0 (April 9, 1976 at Toronto)

PENALTY RECORDS - SERIES

MOST PENALTIES, BOTH TEAMS:	110 (1981) Pittsburgh 55, St. Louis 55
FEWEST PENALTIES, BOTH TEAMS:	24 (1975) St. Louis 15, Pittsburgh 9
MOST PENALTY MINUTES, BOTH TEAMS:	306 (1970) Pittsburgh 162, St. Louis 144
FEWEST PENALTY MINUTES, BOTH TEAMS:	61 (1976) Toronto 36, Pittsburgh 25
MOST PENALTIES, PITTSBURGH:	55 (1981) vs St. Louis
MOST PENALTIES, OPPONENT:	55 (1981) vs St. Louis
FEWEST PENALTIES, PITTSBURGH:	9 (1975) vs St. Louis
FEWEST PENALTIES, OPPONENT:	15 (1975) vs St. Louis
MOST MINUTES, PITTSBURGH:	162 (1970) vs St. Louis
MOST MINUTES, OPPONENT:	144 (1970) St. Louis
FEWEST MINUTES, PITTSBURGH:	18 (1975) vs St. Louis
FEWEST MINUTES, OPPONENT:	36 (1976) Toronto

PLAYOFF RECORDS - GAME

MOST GOALS, BOTH TEAMS, HOME GAME:	11 (April 9, 1972) Chicago 6, Pittsburgh 5 (OT)
MOST GOALS, BOTH TEAMS, AWAY GAME:	11 (April 13, 1980) Boston 8, Pittsburgh 3
FEWEST GOALS, BOTH TEAMS, HOME GAME:	10 (April 17, 1975) Pittsburgh 6, NY Islanders 4
FEWEST GOALS, BOTH TEAMS, AWAY GAME:	10 (April 7, 1977) Pittsburgh 6, Toronto 4
MOST GOALS FOR, HOME GAME:	10 (April 9, 1981) Pittsburgh 6, St. Louis 4
MOST GOALS FOR, AWAY GAME:	1 (April 26, 1975) NY Islanders 1, Pittsburgh 0
MOST GOALS AGAINST, HOME GAME:	4 (April 19, 1970) Pittsburgh 1, St. Louis 3
MOST GOALS AGAINST, AWAY GAME:	4 (April 5, 1972) Pittsburgh 1, Chicago 3
FEWEST GOALS FOR, HOME GAME:	4 (April 20, 1975) Pittsburgh 1, NY Islanders 3
FEWEST GOALS FOR, AWAY GAME:	4 (April 9, 1976) Pittsburgh 0, Toronto 4
MOST GOALS AGAINST, HOME GAME:	6 (April 12, 1981) vs St. Louis
MOST GOALS AGAINST, AWAY GAME:	6 (April 17, 1975) at NY Islanders
FEWEST GOALS FOR, HOME GAME:	6 (April 7, 1977) at Toronto
FEWEST GOALS FOR, AWAY GAME:	6 (April 9, 1981) at St. Louis
MOST GOALS AGAINST, HOME GAME:	8 (April 13, 1980) vs Boston
MOST GOALS AGAINST, AWAY GAME:	8 (April 7, 1982) at NY Islanders
FEWEST GOALS FOR, HOME GAME:	0 (April 8, 1972) vs Chicago
FEWEST GOALS FOR, AWAY GAME:	0 (April 26, 1975) vs NY Islanders
MOST GOALS AGAINST, HOME GAME:	0 (April 28, 1970) at St. Louis
MOST GOALS AGAINST, AWAY GAME:	0 (April 9, 1976) at Toronto
FEWEST GOALS AGAINST, HOME GAME:	0 (April 8, 1976) vs Toronto
FEWEST GOALS AGAINST, AWAY GAME:	2 (April 11, 1970) at Oakland
	2 (April 12, 1970) at Oakland

PENALTY RECORDS - GAME

MOST PENALTIES, BOTH TEAMS:	28 (April 11, 1981) St. Louis 15, Pittsburgh 13
FEWEST PENALTIES, BOTH TEAMS:	30 (April 19, 1970) Pittsburgh 18, St. Louis 12
MOST PENALTY MINUTES, BOTH TEAMS:	8 (April 26, 1970) St. Louis 4, Pittsburgh 4
FEWEST PENALTY MINUTES, BOTH TEAMS:	8 (April 5, 1977) Toronto 5, Pittsburgh 3
MOST PENALTY MINUTES, OPPONENT:	7 (April 17, 1975) Pittsburgh 4, NY Islanders 3
FEWEST PENALTY MINUTES, OPPONENT:	7 (April 9, 1975) Pittsburgh 3, Toronto 4
MOST PENALTY MINUTES, OPPONENT:	18 (April 19, 1970) at St. Louis
FEWEST PENALTY MINUTES, OPPONENT:	15 (April 11, 1981) vs St. Louis
MOST PENALTY MINUTES, OPPONENT:	3 (Three times - last time - April 22, 1979)
FEWEST PENALTY MINUTES, OPPONENT:	3 (Four times - last time - April 21, 1979)
MOST PENALTY MINUTES, OPPONENT:	24 (1975) St. Louis 15, Pittsburgh 9
MOST PENALTY MINUTES, OPPONENT:	306 (1970) Pittsburgh 162, St. Louis 144
FEWEST PENALTY MINUTES, BOTH TEAMS:	61 (1976) Toronto 36, Pittsburgh 25
MOST PENALTY MINUTES, BOTH TEAMS:	55 (1981) vs St. Louis
MOST PENALTY MINUTES, OPPONENT:	55 (1981) St. Louis
FEWEST PENALTY MINUTES, OPPONENT:	9 (1975) vs St. Louis
FEWEST PENALTY MINUTES, OPPONENT:	15 (1975) vs St. Louis
MOST MINUTES, PITTSBURGH:	15 (1976) vs Toronto
MOST MINUTES, OPPONENT:	162 (1970) vs St. Louis
FEWEST MINUTES, PITTSBURGH:	144 (1970) St. Louis
FEWEST MINUTES, OPPONENT:	18 (1975) vs St. Louis
FEWEST MINUTES, OPPONENT:	36 (1976) Toronto

PLAYOFF RECORDS - PERIOD

MOST GOALS, BOTH TEAMS:	5 (April 9, 1972) Chicago 4, Pittsburgh 1
HOME PERIOD:	5 (April 9, 1980) Boston 5, Pittsburgh 0
MOST GOALS, BOTH TEAMS, AWAY PERIOD:	6 (April 17, 1975) Pittsburgh 3, NY Islanders 3
SCORELESS PERIODS:	19 (April 13, 1982 - last time)
MOST GOALS FOR, HOME PD:	4 (April 9, 1972) vs Chicago
MOST GOALS FOR, AWAY PD:	4 (April 9, 1981) at St. Louis
MOST GOALS AGAINST, HOME PERIOD:	5 (April 13, 1980) vs Boston
MOST GOALS AGAINST, AWAY PERIOD:	4 (April 8, 1982) at NY Islanders

PENALTY RECORDS - PERIOD

MOST PENALTIES, BOTH TEAMS:	15 (April 11, 1981) vs St. Louis
HOME PERIOD:	16 (April 19, 1970) at St. Louis
MOST PENALTIES, BOTH TEAMS, AWAY PERIOD:	7 (April 9, 1977) vs Toronto
MOST PENALTIES, PITTSBURGH:	7 (April 11, 1981) vs St. Louis
MOST PENALTIES, PITTSBURGH, AWAY PERIOD:	10 (April 19, 1970) at St. Louis
MOST PENALTIES, OPPONENT:	6 (April 26, 1975) vs New York Islanders
HOME PERIOD:	7 (April 15, 1972) at Chicago
MOST PENALTIES, OPPONENT:	7 (April 15, 1972) at Chicago
MOST MINUTES, BOTH TEAMS, HOME PERIOD:	38 (April 9, 1977) Pittsburgh 25, Toronto 13
MOST MINUTES, BOTH TEAMS, AWAY PERIOD:	80 (April 19, 1970) Pittsburgh 40, St. Louis 40
MOST MINUTES, PITTSBURGH, HOME PERIOD:	25 (April 9, 1977) vs Toronto
MOST MINUTES, PITTSBURGH, AWAY PERIOD:	40 (April 19, 1970) at St. Louis
MOST MINUTES, OPPONENT:	18 (April 26, 1975) vs New York Islanders
HOME PERIOD:	40 (April 19, 1970) at St. Louis
MOST MINUTES, OPPONENT:	40 (April 19, 1970) at St. Louis
AWAY PERIOD:	

ALL-TIME

MOST GAMES PLAYED:	37 - Rick Kehoe
	32 - Ron Stackhouse
MOST GOALS:	9 - Jean Pronovost
	8 - Rod Schutt
MOST ASSISTS:	17 - Rick Kehoe
	12 - Ron Schock
MOST POINTS:	21 - Rick Kehoe
	18 - Jean Pronovost
MOST PENALTY MINUTES:	51 - Tracy Pratt
	51 - Colin Campbell
MOST GAMES PLAYED, GOALIE:	10 - Denis Herron
	10 - Greg Millen
MOST MINUTES PLAYED, GOALIE:	625 - Greg Millen
	601 - Denis Herron

ONE PLAYOFF YEAR

MOST GOALS:	5 - Michel Briere (1970)	MOST POINTS:	9 - Randy Carlyle (1981)
	5 - Bob Kelly (1975)		8 - Michel Briere (1970)
	4 - Ken Schinkel (1970)		8 - Bob Kelly (1975)
	4 - Vic Hadfield (1975)		8 - Ron Stackhouse (1975)
	4 - Lowell MacDonald (1975)		8 - George Ferguson (1980)
	4 - Orest Kindrachuk (1979)	MOST PIM:	51 - Tracy Pratt (1970)
	4 - Randy Carlyle (1981)		34 - Bryan Hextall (1970)
MOST ASSISTS:	6 - Ron Schock (1970)	MOST GOALS, DEF:	4 - Randy Carlyle (1981)
	6 - Ron Stackhouse (1975)	MOST ASSISTS, DEF:	6 - Ron Stackhouse (1975)
	6 - George Ferguson (1981)	MOST POINTS, DEF:	9 - Randy Carlyle (1981)
	5 - Dean Prentice (1970)		
	5 - Pierre Larouche (1975)		
	5 - Rick Kehoe (1980)		
	5 - Randy Carlyle (1981)		
	5 - Paul Gardner (1982)		

MOST GOALS:**ONE PLAYOFF SERIES**

- 4 - Michel Briere (1970)
- 4 - Bob Kelly (1975)
- 4 - Lowell MacDonald (1975)
- 4 - Randy Carlyle (1981)
- 6 - George Ferguson (1981)
- 5 - Ron Schock (1970)
- 5 - Rick Kehoe (1980)
- 5 - Paul Gardner (1982)
- 9 - Randy Carlyle (1981)
- 6 - George Ferguson (1981)
- 7 - Rick Kehoe (1980)
- 43 - Tracy Pratt (1970)

MOST ASSISTS:**MOST POINTS:****MOST PENALTY MINUTES:****MOST GOALS:****MOST ASSISTS:****MOST POINTS:****ONE PLAYOFF GAME**

- 3 - Ken Schinkel (April 11, 1970 at Oakland)
- 3 - Dean Prentice (April 11, 1970 at Oakland)
- 3 - George Ferguson (April 12, 1981 vs St. Louis)
- 3 - Ken Schinkel (Apr. 11, 1970 at Oakland) (3-0)
- 3 - Dean Prentice (Apr. 11, 1970 at Oakland) (0-3)
- 3 - Lowell MacDonald (Apr. 15, 1975 vs NYI) (2-1)
- 3 - Jean Pronovost (Apr. 15, 1975 vs NYI) (1-2)
- 3 - Ross Lonsberry (Apr. 12, 1980 vs Boston) (2-1)
- 3 - George Ferguson (Apr. 12, 1980 vs Boston) (0-3)
- 3 - George Ferguson (Apr. 9, 1981 at St. L.) (1-2)
- 3 - Rod Schutt (Apr. 9, 1981 at St. Louis) (1-2)
- 3 - Mike Bullard (Apr. 12, 1981 vs St. L.) (2-1)
- 3 - Randy Carlyle (Apr. 12, 1981 vs St. L.) (2-1)
- 3 - Andre St. Laurent (Apr. 11, 1982 at NYI) (2-1)
- 3 - Kim Clackson (April 13, 1980 at Boston)
- 8 - Kim Clackson (April 13, 1980 at Boston)
- 32 - Tracy Pratt (April 19, 1970 at St. Louis)

MOST PENALTIES:**MOST PENALTY MINUTES:****ONE PLAYOFF PERIOD****MOST GOALS:****MOST ASSISTS:****MOST POINTS:****MOST PENALTIES:****MOST PENALTY MINUTES:**

- 2 - Ken Schinkel (April 11, 1970 at Oakland)
- 2 - Ken Schinkel (April 9, 1972 vs Chicago)
- 2 - Chuck Amason (April 8, 1975 vs St. Louis)
- 2 - several players
- 3 - George Ferguson (April 9, 1981 at St. L.) (1-2)
- 6 - Kim Clackson (April 13, 1980 at Boston)
- 26 - Kim Clackson (April 13, 1980 at Boston)

TEAM RECORDS**LONGEST OVERTIME:****SHORTEST OVERTIME:**

- 25:16 (April 14, 1981 at St. Louis)
(St. Louis goal by Mike Crombeen)
- 0:12 (April 9, 1972 vs Chicago)
(Chicago goal by Pit Martin)

OVERTIME GAMES

April 13, 1982
(Islanders 4-3)

April 10, 1982
(Penguins 2-1)

April 14, 1981
(Blues 4-3)

April 14, 1979
(Penguins 4-3)

April 9, 1972
(Chicago 6-5)

April 12, 1970
(Penguins 3-2)

- John Tonelli (NY Islanders) scored against Michel Dion at 6:19 of overtime to give the Islanders a 3-2 series win in game #5
- Rick Kehoe (Pittsburgh) scored at 4:14 of overtime against Billy Smith (NY Islanders) in game #3 of 1982 Preliminary Round Series.
- Mike Crombeen (St. Louis) scored at 25:16 of overtime against Greg Millen to give the Blues a 3-2 series win in game #5.
- George Ferguson (Pittsburgh) scored at 0:47 of overtime against Bob Sauve (Buffalo) to give Pittsburgh a 2-1 series win in game #3
- Pit Martin (Chicago) scored at 0:12 of overtime against Jim Rutherford to give Chicago a 4-0 series win in Game #4
- Michel Briere (Pittsburgh) scored at 8:28 of overtime against Gary Smith (Oakland) to give Pittsburgh a 4-0 series win in game #4

1987-88 NHL ALIGNMENT

The National Hockey League embarks upon its 70th regular season with conference and division alignments remaining the same.

PRINCE OF WALES CONFERENCE**PATRICK DIVISION**

- Pittsburgh Penguins
- New Jersey Devils (3-4)
- New York Islanders (4-3)
- New York Rangers (3-4)
- Philadelphia Flyers (4-3)
- Washington Capitals (4-3)

ADAMS DIVISION

- Boston Bruins (2-1)
- Buffalo Sabres (2-1)
- Hartford Whalers (2-1)
- Montreal Canadiens (1-2)
- Quebec Nordiques (1-2)

CLARENCE CAMPBELL CONFERENCE**NORRIS DIVISION**

- Chicago Black Hawks (1-2)
- Detroit Red Wings (1-2)
- Minnesota North Stars (2-1)
- St. Louis Blues (1-2)
- Toronto Maple Leafs (2-1)

SMYTHIE DIVISION

- Calgary Flames (1-2)
- Edmonton Oilers (1-2)
- Los Angeles Kings (2-1)
- Vancouver Canucks (1-2)
- Winnipeg Jets (2-1)

Numbers in parenthesis indicate number of games against each opponent by Pittsburgh for the 1987-88 season (home-away).

UNBALANCED SCHEDULE

Each of the 21 teams will play an 80-game schedule with those teams in the Smythie, Norris and Adams Division having eight games (four home and four away) against each of their divisional opponents, plus three games against each of the remaining 16 teams in the league. In the case of the three games, teams will play two home and one away or vice-versa, alternating the extra home game each year.

STANLEY CUP PLAYOFFS

At the conclusion of the regular schedule, the top four finishers in each division will qualify for the Stanley Cup Playoffs.

The opening round features divisional playoffs that will have the first place club oppose the fourth place team and second versus third in the best-of-seven series. The winners of each series will advance to a best-of-seven divisional final series, with the team gaining higher standing during the regular season holding home-ice advantage.

The four divisional winners will meet in a best-of-seven conference championship. The Smythie Division winner will face the Norris Division winner for the Campbell Conference title and the Patrick Division winner will face the Adams Division winner for the Prince of Wales Conference crown. Teams with the most points during the regular season will have home-ice advantage.

Conference winners will meet in the Stanley Cup Finals in a best-of-seven series, again with the team having the most regular season points getting the home-ice advantage. The finals will be played in a 2-2-1-1-1 setup with the home team advantage having the first and second, fifth (if needed) and seventh (if needed) games in their building.

For the second consecutive year, all playoff series will be scheduled on a 2-2-1-1-1 basis.

TIE BREAKING PROCEDURE

If two or more teams in the same division finish the regular season with an equal number of points, the following criteria, in order, are used to determine the order of finish:

- (1) The greater number of victories by each club.
- (2) The greater number of points earned by each club in games played among each club.
- (3) The greater differential between goals scored for and against during the entire 80-game season by each club.

1987 STANLEY CUP PLAYOFFS DIVISION SEMI-FINALS

ADAMS DIVISION

SERIES 1 (QUEBEC won 4-2)

Wed	Apr 8	Quebec 2 (Gosselin) at HARTFORD 3 (LIUT)
Thu	Apr 9	Quebec 4 (Malarchuk) at HARTFORD 5 (LIUT)
Sat	Apr 11	Hartford 1 (Lut) at QUEBEC 5 (Gosselin)
Sun	Apr 12	Hartford 1 (Lut) at QUEBEC 4 (Gosselin)
Tue	Apr 14	QUEBEC 7 (GOSELIN) at Hartford 1 (Lut)
Thu	Apr 16	Hartford 4 (Lut) at QUEBEC 5 (Gosselin) (Paul MacDermid scored at 2:20 of overtime) (Peter Stastny scored at 6:05 of overtime)

MacDermid*
Murzyn
P. Stastny
Goulet
Ogrodnick
P. Stastny*

SERIES 2 (MONTREAL won 4-0)

Wed	Apr 8	Boston 2 (Keans) at MONTREAL 6 (ROY)
Thu	Apr 9	Boston 3 (Ranford) at MONTREAL 4 (ROY)
Sat	Apr 11	MONTREAL 5 (ROY) at Boston 4 (Keans)
Sun	Apr 12	MONTREAL 4 (ROY) at Boston 2 (Ranford) (Mats Naslund scored at 2:38 of overtime)

Richer
Naslund*
McPhee
McPhee

PATRICK DIVISION

SERIES 1 (PHILADELPHIA won 4-2)

Wed	Apr 8	NY RANGERS 3 (VANBIESBROUCK) at Philadelphia 0 (HexTall)
Thu	Apr 9	NY RANGERS 3 (Vanbiesbrouck) at PHILADELPHIA 8 (HEXTALL)
Sat	Apr 11	PHILADELPHIA 3 (HEXTALL) at NY RANGERS 0 (Vanbiesbrouck)
Sun	Apr 12	Philadelphia 3 (HexTall) at NY RANGERS 6 (FROESE)
Tue	Apr 14	NY RANGERS 1 (Froese) at PHILADELPHIA 3 (HEXTALL)
Thu	Apr 16	PHILADELPHIA 5 (HEXTALL) at NY RANGERS 0 (Vanbiesbrouck)

Larouche
Kerr
Zerul
Duguay
Kerr
Smith

SERIES 2 (NY ISLANDERS won 4-3)

Wed	Apr 8	NY Islanders 3 (Hrudey) at WASHINGTON 4 (PEETERS)
Thu	Apr 9	NY ISLANDERS 3 (Hrudey) at Washington 1 (Peeters)
Sat	Apr 11	WASHINGTON 2 (MASON) at NY Islanders 0 (Hrudey)
Sun	Apr 12	WASHINGTON 4 (MASON) at NY Islanders 1 (Hrudey)
Tue	Apr 14	NY ISLANDERS 4 (Hrudey) at Washington 2 (Peeters)
Thu	Apr 16	Washington 4 (Mason) at NY ISLANDERS 5 (HRUDEY)
Sat	Apr 18	NY ISLANDERS 3 (HRUDEY) at Washington 2 (Mason) (Pat LaFontaine scored at 68:47 of overtime)

Ridley
Trotter
Murphy
Christian
Gilbert
LaFontaine
LaFontaine*

CLARENCE CAMPBELL CONFERENCE

NORRIS DIVISION

SERIES 1 (TORONTO won 4-2)

Wed	Apr 8	Toronto 1 (Wregget) at ST. LOUIS 3 (MILLEN)
Thu	Apr 9	TORONTO 3 (WREGGET) at St. Louis 2 (Millen)
Sat	Apr 11	ST. LOUIS 5 (WAMSLEY) at Toronto 3 (Wregget)
Sun	Apr 12	St. Louis 1 (Wamsley) at TORONTO 2 (WREGGET)
Tue	Apr 14	TORONTO 2 (WREGGET) at St. Louis 1 (Millen)
Thu	Apr 16	St. Louis 0 (Millen) at TORONTO 4 (WREGGET) (Rick Lanz scored at 10:17 of overtime)

Gilmour
Lanz*
Cavallini
Dapost
Allison
Smith

SERIES 2 (DETROIT won 4-0)

Wed	Apr 8	Chicago 1 (Sauve) at DETROIT 3 (STEFAN)
Thu	Apr 9	Chicago 1 (Sauve) at DETROIT 5 (STEFAN)
Sat	Apr 11	DETROIT 4 (HANLON) at Chicago 3 (Sauve)
Sun	Apr 12	DETROIT 3 (STEFAN) at Chicago 1 (Sauve) (Shawn Burr scored at 4:51 of overtime)

Vetch
Kocur
Bdr*
Brdgman

SMYTHE DIVISION

SERIES 1 (EDMONTON won 4-1)

Wed	Apr 8	LOS ANGELES 5 (MELANSON) at Edmonton 2 (Fuhr)
Thu	Apr 9	Los Angeles 3 (Melanson) at EDMONTON 13 (MOOG)
Sat	Apr 11	EDMONTON 6 (MOOG) at Los Angeles 5 (Melanson)
Sun	Apr 12	EDMONTON 6 (FUHR) at Los Angeles 3 (Melanson)
Tue	Apr 14	Los Angeles 4 (Melanson) at EDMONTON 5 (FUHR)

Williams
Gregg
Kurr
Tikkanen
Anderson

SERIES 2 (WINNIPEG won 4-2)

Wed	Apr 8	WINNIPEG 4 (BERTHAUME) at Calgary 2 (Lemelin)
Thu	Apr 9	WINNIPEG 3 (BERTHAUME) at Calgary 2 (Vernon)
Sat	Apr 11	CALGARY 3 (VERNON) at Winnipeg 2 (Berthiaume)
Sun	Apr 12	CALGARY 3 (Vernon) at WINNIPEG 4 (BERTHAUME)
Tue	Apr 14	Winnipeg 3 (Berthiaume) at CALGARY 4 (VERNON)
Thu	Apr 16	Calgary 1 (Vernon) at WINNIPEG 6 (BERTHAUME) (Mike Bullard scored at 3:53 of overtime)

Marois
Sheen
Bullard*
Hamel
Mullen
Hamel

.PRINCE OF WALES CONFERENCE

ADAMS DIVISION

SERIES 1 (MONTREAL won 4-3)

Mon	Apr 20	QUEBEC 7 (GOSELIN) at Montreal 5 (Roy)
Wed	Apr 22	QUEBEC 2 (GOSELIN) at Montreal 1 (Hayward)
Fri	Apr 24	MONTREAL 7 (HAYWARD) at Quebec 2 (Gosselin)
Sun	Apr 26	MONTREAL 3 (HAYWARD) at Quebec 2 (Gosselin)
Tue	Apr 28	Quebec 2 (Malarchuk) at MONTREAL 3 (HAYWARD)
Thu	Apr 30	Montreal 2 (Hayward) at QUEBEC 3 (GOSELIN)
Sat	May 2	Quebec 3 (Gosselin) at MONTREAL 5 (HAYWARD) (Mats Naslund scored at 5:30 of overtime)

Ogrodnick
McRae
Naslund
Naslund
Walter
Rochefort
Corson

PATRICK DIVISION

SERIES 1 (PHILADELPHIA won 4-3)

Mon	Apr 20	NY Islanders 2 (Hrudey) at PHILADELPHIA 4 (HEXTALL)
Wed	Apr 22	NY ISLANDERS 2 (HRUDEY) at Philadelphia 1 (HexTall)
Fri	Apr 24	PHILADELPHIA 4 (HEXTALL) at NY Islanders 1 (Hrudey)
Sun	Apr 26	PHILADELPHIA 6 (HEXTALL) at NY Islanders 4 (Hrudey)
Tue	Apr 28	NY ISLANDERS 2 (HRUDEY) at Philadelphia 1 (HexTall)
Thu	Apr 30	Philadelphia 2 (HexTall) at NY ISLANDERS 4 (HRUDEY)
Sat	May 2	NY Islanders 1 (Hrudey) at PHILADELPHIA 5 (HEXTALL)

Nachbau
Makela
Propp
Kerr
Wood
Trotter
Propp

CLARENCE CAMPBELL CONFERENCE

NORRIS DIVISION

SERIES 1 (DETROIT won 4-3)

Tue	Apr 21	TORONTO 4 (WREGGET) at Detroit 2 (Stelan)
Thu	Apr 23	TORONTO 7 (WREGGET) at Detroit 2 (Stelan)
Sat	Apr 25	DETROIT 4 (HANLON) at Toronto 2 (Wregget)
Mon	Apr 27	Detroit 2 (Hanlon) at TORONTO 3 (WREGGET)
Wed	Apr 29	Toronto 0 (Wregget) at DETROIT 3 (HANLON)
Fri	May 1	DETROIT 4 (HANLON) at Toronto 2 (Wregget)
Sun	May 3	Toronto 0 (Wregget) at DETROIT 3 (HANLON) (Mike Allison scored at 9:31 of overtime)

Clark
Dapost
Burr
Allison
Norwood
Probert
Dates

SMYTHE DIVISION

SERIES 1 (EDMONTON won 4-0)

Tue	Apr 21	Winnipeg 2 (Berthiaume) at EDMONTON 3 (FUHR)
Thu	Apr 23	Winnipeg 3 (Reddick) at EDMONTON 5 (FUHR)
Sat	Apr 25	EDMONTON 5 (FUHR) at Winnipeg 2 (Reddick)
Mon	Apr 27	EDMONTON 4 (FUHR) at Winnipeg 2 (Berthiaume) (Glen Anderson scored at 0:36 of overtime)

Anderson*
Lemay
Kurr
Ruotsalainen

CONFERENCE FINALS

PRINCE OF WALES CONFERENCE

SERIES 1 (PHILADELPHIA won 4-2)

Mon	May 4	Montreal 3 (Hayward) at PHILADELPHIA 4 (HEXTALL)
Wed	May 6	MONTREAL 5 (HAYWARD) at Philadelphia 2 (HexTall)
Fri	May 8	PHILADELPHIA 4 (HEXTALL) at Montreal 3 (Hayward)
Sun	May 10	PHILADELPHIA 6 (HEXTALL) at Montreal 3 (Roy)
Tue	May 12	MONTREAL 5 (HAYWARD) at Philadelphia 2 (HexTall)
Thu	May 14	PHILADELPHIA 4 (HEXTALL) at Montreal 3 (Hayward) (Iikka Sinisalo scored at 9:11 of overtime)

Sinisalo*
Kordic
Propp*
Melanby
Ludwig
Tocchet

CLARENCE CAMPBELL CONFERENCE

SERIES 1 (EDMONTON won 4-1)

Tue	May 5	DETROIT 3 (STEFAN) at Edmonton 1 (Fuhr)
Thu	May 7	Detroit 1 (Stefan) at EDMONTON 4 (FUHR)
Sat	May 9	EDMONTON 2 (FUHR) at Detroit 2 (Stelan)
Mon	May 11	EDMONTON 4 (FUHR) at Detroit 2 (Hanlon)
Wed	May 13	Detroit 3 (Stefan) at EDMONTON 6 (FUHR)

Kocur
Kurr
McSorley
Krustehytsky
Messier

STANLEY CUP FINALS

SERIES 1 (EDMONTON won Stanley Cup 4-3)

Sun	May 17	Philadelphia 2 (HexTall) at EDMONTON 4 (FUHR)
Tue	May 20	Philadelphia 2 (HexTall) at EDMONTON 3 (FUHR)
Fri	May 22	Edmonton 3 (Fuhr) at PHILADELPHIA 5 (HEXTALL)
Sun	May 24	EDMONTON 4 (FUHR) at Philadelphia 1 (HexTall)
Tue	May 26	PHILADELPHIA 4 (HEXTALL) at Edmonton 3 (Fuhr)
Thu	May 28	Edmonton 2 (Fuhr) at PHILADELPHIA 3 (HEXTALL)
Sun	May 31	Philadelphia 1 (HexTall) at EDMONTON 3 (FUHR) (Jan Kurr scored at 6:50 of overtime)

Colley
Kurr*
McCammon
Lowe*
Tocchet
Daigneault
Kurr

PLAYOFF SCORING LEADERS

PLAYER - TEAM	GP	G	A	PTS	+/-	PP	SH	GW	SOG
Wayne Gretzky, Edmonton	21	5	29	34	+10	2	0	0	55
Mark Messier, Edmonton	21	12	16	28	+13	1	2	1	62
Brian Propp, Philadelphia	26	12	16	28	+11	5	1	3	104
Glenn Anderson, Edmonton	21	14	13	27	+13	4	0	2	62
Pelle Eklund, Philadelphia	26	7	20	27	+11	2	0	0	62
Jari Kurri, Edmonton	21	15	10	25	+11	4	1	5	52
Mats Naslund, Montreal	17	7	15	22	-1	4	0	3	29
Rick Tocchet, Philadelphia	26	11	10	21	+7	0	1	2	61
Larry Robinson, Montreal	17	3	17	20	+4	2	0	0	40
Ryan Walter, Montreal	17	7	12	19	+4	2	1	1	28
Kent Nilsson, Edmonton	21	6	13	19	+11	2	0	0	46
Bobby Smith, Montreal	17	9	9	18	-	2	0	0	49
Steve Yzerman, Detroit	16	5	13	18	-2	1	0	0	41
Doug Crossman, Philadelphia	26	4	14	18	-	2	0	0	41

INDIVIDUAL LEADERS

PLAYER	POINTS	ASSISTS
Jari Kurri, Edmonton	15	Wayne Gretzky, Edmonton 29
Glenn Anderson, Edmonton	14	Pelle Eklund, Philadelphia 20
Mark Messier, Edmonton	12	Larry Robinson, Montreal 17
Brian Propp, Philadelphia	12	Mark Messier, Edmonton 16
Rick Tocchet, Philadelphia	11	Brian Propp, Philadelphia 16
POWER PLAY GOALS	SHUTOUTS	
Tim Kerr, Philadelphia	5	Kevin Lowe, Edmonton 2
Brian Propp, Philadelphia	5	Mark Messier, Edmonton 2
GAME-WINNING GOALS	SHOOTING GOALS	
Jari Kurri, Edmonton	5	Mats Naslund, Montreal 2
Tim Kerr, Philadelphia	3	Ten players with one each 1
Mats Naslund, Montreal	3	
Brian Propp, Philadelphia	3	
POINTS	TRIPLE GOALS	
Brian Propp, Philadelphia	104	Gerard Gallant, Detroit 3
Mark Howe, Philadelphia	67	Jari Kurri, Edmonton 3
Glenn Anderson, Edmonton	62	Bobby Smith, Montreal 3
Pelle Eklund, Philadelphia	62	
Mark Messier, Edmonton	62	

GOALTENDING LEADERS

PLAYER - TEAM	GP	MINS	GA	AVG
Ken Wregget, Toronto	13	761	29	2.29
Grant Fuhr, Edmonton	19	1148	47	2.46
Brian Hayward, Montreal	13	708	32	2.71
Kelly Hrudey, NY Islanders	14	842	38	2.71
Ron Hextall, Philadelphia	26	1540	71	2.77
WHIP	SAVE PERCENTAGE			
Ron Hextall, Philadelphia	15	Ken Wregget, Toronto .921		
Grant Fuhr, Edmonton	14	Kelly Hrudey, NY Islanders .918		
Kelly Hrudey, NY Islanders	7	Grant Fuhr, Edmonton .908		
Mario Gosselin, Quebec	7	Ron Hextall, Philadelphia .908		
Ken Wregget, Toronto	7			
SHUTOUTS				
Glen Hanton, Detroit	2	John Vanbiesbrouck, NY Rangers 1		
Ron Hextall, Philadelphia	2	Ken Wregget, Toronto 1		
		Bob Mason, Washington 1		

1986-87 NHL AWARD WINNERS

STANLEY CUP	Edmonton Oilers
PRINCE OF WALES TROPHY	Philadelphia Flyers
CLARENCE CAMPBELL BOWL	Edmonton Oilers
HART TROPHY	Wayne Gretzky, Edmonton
CALDER TROPHY	Luc Robitaille, Los Angeles
JAMES NORRIS TROPHY	Ray Bourque, Boston
ART ROSS TROPHY	Wayne Gretzky, Edmonton
LADY BYNG TROPHY	Joe Mullen, Calgary
WILLIAM JENNINGS TROPHY	Brian Hayward & Patrick Roy, Montreal
VEZINA TROPHY	Ron Hextall, Philadelphia
CONN SMYTHE TROPHY	Ron Hextall, Philadelphia
FRANK SELKE TROPHY	Dave Poulin, Philadelphia
BILL MASTERTON TROPHY	Doug Jarvis, Hartford
JACK ADAMS TROPHY	Jacques Demers, Detroit
EMERY EDGE TROPHY	Wayne Gretzky, Edmonton
LESTER B. PEARSON AWARD	Wayne Gretzky, Edmonton

NHL ALL STARS & NHL ROOKIE TEAM

	FIRST TEAM	SECOND TEAM	THIRD TEAM
GOALIE	Ron Hextall Philadelphia	Mike Liut Hartford	Ron Hextall Philadelphia
DEFENSE	Ray Bourque Boston	Larry Murphy Washington	Steve Duchesne Los Angeles
DEFENSE	Mark Howe Philadelphia	Al MacInnis Calgary	Brian Benning St. Louis
CENTER	Wayne Gretzky Edmonton	MARIO LEMIEUX PITTSBURGH	Jimmy Carson Los Angeles
LEFT WING	Michel Goulet Quebec	Luc Robitaille Los Angeles	Luc Robitaille Los Angeles
RIGHT WING	Jari Kurri Edmonton	Tim Kerr Philadelphia	Jim Sandlak Vancouver

NHL ALL STAR GAME

1986-87	Mario Lemieux - NHL All Stars
1985-86	Mario Lemieux - Prince of Wales Conference
1984-85	Mario Lemieux - Prince of Wales Conference
1983-84	Mike Bullard - Prince of Wales Conference
1982-83	Rick Kehoe - Prince of Wales Conference
1981-82	Randy Carlyle - Prince of Wales Conference Michel Dion - Prince of Wales Conference
1980-81	Randy Carlyle - Prince of Wales Conference Rick Kehoe - Prince of Wales Conference
1979-80	Ron Stackhouse - Prince of Wales Conference
1978-79	NHL Challenge Cup vs Soviet Union - No Penguin players selected.
1977-78	Jean Pronovost - Prince of Wales Conference
1976-77	Jean Pronovost - Prince of Wales Conference
1975-76	Dave Burrows - Prince of Wales Conference Pierre Larouche - Prince of Wales Conference Jean Pronovost - Prince of Wales Conference
1974-75	Syl Apps - Prince of Wales Conference Pierre Larouche - Prince of Wales Conference Jean Pronovost - Prince of Wales Conference
1973-74	Dave Burrows - Western Division Lowell MacDonald - Western Division Al McDonough - Western Division
1972-73	Greg Polis - Western Division Lowell MacDonald - Western Division
1971-72	Greg Polis - Western Division
1970-71	Greg Polis - Western Division
1969-70	Bob Woytowich - Western Division Dean Prentice - Western Division
1968-69	Ken Schinkel - Western Division
1967-68	Ken Schinkel - NHL All Stars

GREG POLIS was the first Penguin player to ever win a car when he scored two goals in the 1973 All Star Game at Madison Square Garden in New York City.

SYL APPS followed suit in 1975 when he was named the MVP following the game in the Montreal Forum.

MARIO LEMIEUX became the third Pittsburgh representative to win the Most Valuable Player Award when he scored two goals and one assist in the 1985 All Star Game at Calgary.

In 1987, the National Hockey League played the Soviet Union in a two-game series in Quebec City. The 1988 NHL All Star game will be played on Tuesday, February 9, in St. Louis.

PENGUIN AWARD WINNERS

MICHEL BRIERE MEMORIAL TROPHY - ROOKIE OF THE YEAR

1986-87	No Winner
1985-86	Jim Johnson
1984-85	Mario Lemieux
1983-84	Roberto Romano
1982-83	Dave Hannan
1981-82	Mike Bullard
1980-81	Mark Johnson
1979-80	Paul Marshall
1978-79	Greg Milten & Rod Schull
1977-78	Peter Lee
1976-77	Greg Malone
1975-76	No Winner
1974-75	Pierre Larouche
1973-74	Ron Lalonde
1972-73	No Winner
1971-72	Dave Burrows
1970-71	Greg Polis
1969-70	Michel Briere
1968-69	Jean Pronovost
1967-68	Les Binkley

BILL McCracken Memorial Award - UNSUNG HERO

1986-87	Dan Frawley
1985-86	Randy Cunneynworth & Dave Hannan
1984-85	Gary Rissling
1983-84	Gary Rissling
1982-83	Andre St. Laurent
1981-82	Pat Boulette
1980-81	Paul Gardner
1979-80	Russ Anderson
1978-79	George Ferguson
1977-78	Dave Schultz
1976-77	Wayne Bianchin
1975-76	Ron Stackhouse
1974-75	Gary Inness
1973-74	Ron Schock
1972-73	Lowell MacDonald
1971-72	Duane Rupp
1970-71	Bob Blackburn
1969-70	Val Fonteyne

COLUSSY CHEVROLET LEADING POINT SCORER

1986-87	Mario Lemieux
1985-86	Mario Lemieux
1984-85	Mario Lemieux
1983-84	Mike Bullard
1982-83	Doug Shedden
1981-82	Rick Kehoe
1980-81	Rick Kehoe
1979-80	Rick Kehoe
1978-79	Greg Malone
1977-78	Jean Pronovost
1976-77	Jean Pronovost
1975-76	Pierre Larouche
1974-75	Ron Schock
1973-74	Syl Apps
1972-73	Syl Apps
1971-72	Syl Apps
1970-71	Bryan Hextall
1969-70	Dean Prentice
1968-69	Ken Schinkel
1967-68	Andy Bathgate

PLAYER'S PLAYER AWARD

1986-87	Dan Quinn & Randy Cunneynworth
1985-86	Terry Ruskowski
1984-85	Warren Young
1983-84	Denis Herron

1982-83	Pat Boulette
1981-82	Mike Bullard
1980-81	Rick Kehoe
1979-80	Rick Kehoe
1978-79	Greg Malone
1977-78	Denis Herron
1976-77	Denis Herron
1975-76	Jean Pronovost
1974-75	Ron Schock
1973-74	Jean Pronovost
1972-73	Lowell MacDonald
1971-72	Jean Pronovost
1970-71	Jean Pronovost
1969-70	Jean Pronovost & Dean Prentice
1968-69	Val Fonteyne

FOODLAND AWARD MOST VALUABLE PLAYER

1986-87	Mario Lemieux
1985-86	Mario Lemieux
1984-85	Mario Lemieux
1983-84	Mike Bullard
1982-83	Doug Shedden
1981-82	Michel Dion
1980-81	Randy Carlyle
1979-80	George Ferguson
1978-79	Ron Stackhouse & Orest Kindrachuk
1977-78	Pete Mahovlich
1976-77	Dunc Wilson
1975-76	Pierre Larouche
1974-75	Ron Schock & Ron Stackhouse
1973-74	Syl Apps, Dave Burrows, Jean Pronovost & Lowell MacDonald
1972-73	Dave Burrows
1971-72	Jean Pronovost
1970-71	Ron Schock
1969-70	Jean Pronovost
1968-69	Keith McCreary
1967-68	Les Binkley

JAMES G. BALMER AWARD CONTRIBUTION TO HOCKEY

1980-81	Adolph J. Donadeo
1979-80	Mark Johnson
1978-79	Baz Bastien
1977-78	Pete Mahovlich
1975-76	Ken Schinkel
1974-75	Jack Button
1973-74	Lowell MacDonald
1972-73	Jack Riley
1971-72	Pittsburgh Penguin Partners
1970-71	Michel Briere
1969-70	Red Kelly
1968-69	Jimmy Jordan
1966-67	Baz Bastien

BOOSTER CLUB AWARD STAR OF GAME LEADER

1986-87	Mario Lemieux
1985-86	Mario Lemieux
1984-85	Mario Lemieux
1983-84	Mike Bullard
1982-83	Michel Dion
1981-82	Michel Dion
1980-81	Randy Carlyle
1979-80	George Ferguson
1978-79	Randy Carlyle
1977-78	Denis Herron
1976-77	Dunc Wilson
1975-76	Dave Burrows
1974-75	Vic Hadfield

SEASON OPENERS

YEAR	DATE	OPPONENT	SCORE	OPPONENT	SCORE
1986-87	Oct. 9	vs Washington	Pittsburgh 5	Washington 4	(9-8-3)
1985-86	Oct. 10	vs Montreal	Montreal 3	Pittsburgh 5	(8-8-3)
1984-85	Oct. 11	at Boston	Boston 4	Pittsburgh 3	(8-7-3)
1983-84	Oct. 4	at St. Louis	St. Louis 5	Pittsburgh 3	(8-6-3)
1982-83	Oct. 5	at New Jersey	Pittsburgh 3	New Jersey 3	(8-5-3)
1981-82	Oct. 6	at St. Louis	St. Louis 6	Pittsburgh 2	(8-5-2)
1980-81	Oct. 9	at Philadelphia	Philadelphia 7	Pittsburgh 4	(8-4-2)
1979-80	Oct. 10	vs Winnipeg	Pittsburgh 4	Winnipeg 2	(8-3-2)
1978-79	Oct. 11	vs Toronto	Toronto 3	Pittsburgh 2	(7-3-2)
1977-78	Oct. 12	vs St. Louis	Pittsburgh 4	St. Louis 2	(7-2-2)
1976-77	Oct. 6	vs Vancouver	Pittsburgh 9	Vancouver 5	(6-2-2)
1975-76	Oct. 7	at Washington	Pittsburgh 4	Washington 2	(5-2-2)
1974-75	Oct. 9	at Minnesota	Pittsburgh 4	Minnesota 2	(4-2-2)
1973-74	Oct. 12	at Atlanta	Pittsburgh 4	Atlanta 3	(3-2-2)
1972-73	Oct. 7	vs Los Angeles	Pittsburgh 4	Los Angeles 2	(2-2-2)
1971-72	Oct. 9	vs Philadelphia	Pittsburgh 3	Philadelphia 2	(1-2-2)
1970-71	Oct. 10	vs Buffalo	Buffalo 2	Pittsburgh 1	(0-2-2)
1969-70	Oct. 11	vs California	Pittsburgh 2	California 2	(0-1-2)
1968-69	Oct. 12	vs Montreal	Pittsburgh 1	Montreal 1	(0-1-1)
1967-68	Oct. 11	vs Montreal	Montreal 2	Pittsburgh 1	(0-1-0)

HOME OPENERS

YEAR	DATE	OPPONENT	SCORE	OPPONENT	SCORE
1986-87	Oct. 9	vs Washington	Pittsburgh 5	Washington 4	(11-7-2)
1985-86	Oct. 10	vs Montreal	Montreal 3	Pittsburgh 5	(10-7-2)
1984-85	Oct. 17	vs Vancouver	Pittsburgh 4	Vancouver 3	(10-6-2)
1983-84	Oct. 8	vs NY Rangers	NY Rangers 6	Pittsburgh 1	(9-6-2)
1982-83	Oct. 9	vs NY Rangers	NY Rangers 5	Pittsburgh 3	(9-5-2)
1981-82	Oct. 10	vs Quebec	Pittsburgh 2	Quebec 1	(9-4-2)
1980-81	Oct. 11	vs Winnipeg	Pittsburgh 5	Winnipeg 4	(8-4-2)
1979-80	Oct. 10	vs Winnipeg	Pittsburgh 4	Winnipeg 2	(7-4-2)
1978-79	Oct. 11	vs Toronto	Toronto 3	Pittsburgh 2	(6-4-2)
1977-78	Oct. 12	vs St. Louis	Pittsburgh 4	St. Louis 2	(6-3-2)
1976-77	Oct. 6	vs Vancouver	Pittsburgh 9	Vancouver 5	(5-3-2)
1975-76	Oct. 11	vs Washington	Pittsburgh 7	Washington 5	(4-3-2)
1974-75	Oct. 12	vs Detroit	Pittsburgh 7	Detroit 2	(3-3-2)
1973-74	Oct. 13	vs NY Rangers	NY Rangers 8	Pittsburgh 2	(2-3-2)
1972-73	Oct. 7	vs Los Angeles	Pittsburgh 4	Los Angeles 2	(2-2-2)
1971-72	Oct. 9	vs Philadelphia	Pittsburgh 3	Philadelphia 2	(1-2-2)
1970-71	Oct. 10	vs Buffalo	Buffalo 2	Pittsburgh 1	(0-2-2)
1969-70	Oct. 11	vs California	Pittsburgh 2	California 2	(0-1-2)
1968-69	Oct. 12	vs Montreal	Pittsburgh 1	Montreal 1	(0-1-1)
1967-68	Oct. 11	vs Montreal	Montreal 2	Pittsburgh 1	(0-1-0)

AWAY OPENERS

YEAR	DATE	OPPONENT	SCORE	OPPONENT	SCORE
1986-87	Oct. 12	at Chicago	Pittsburgh 4	Chicago 1	(7-10-3)
1985-86	Oct. 16	at Chicago	Pittsburgh 5	Chicago 5	(6-10-3)
1984-85	Oct. 11	at Boston	Boston 4	Pittsburgh 3	(6-10-2)
1983-84	Oct. 4	at St. Louis	St. Louis 5	Pittsburgh 3	(6-9-2)
1982-83	Oct. 5	at New Jersey	Pittsburgh 3	New Jersey 3	(6-8-2)
1981-82	Oct. 6	at St. Louis	St. Louis 6	Pittsburgh 2	(6-8-1)
1980-81	Oct. 9	at Philadelphia	Philadelphia 7	Pittsburgh 4	(6-7-1)
1979-80	Oct. 14	at Boston	Pittsburgh 4	Boston 1	(6-6-1)
1978-79	Oct. 12	at Boston	Boston 8	Pittsburgh 2	(5-6-1)
1977-78	Oct. 14	at Washington	Washington 2	Pittsburgh 1	(5-5-1)
1976-77	Oct. 7	at Montreal	Montreal 10	Pittsburgh 1	(5-4-1)
1975-76	Oct. 7	at Washington	Pittsburgh 4	Washington 2	(5-3-1)
1974-75	Oct. 9	at Minnesota	Pittsburgh 4	Minnesota 2	(4-3-1)
1973-74	Oct. 12	at Atlanta	Pittsburgh 4	Atlanta 3	(3-3-1)
1972-73	Oct. 11	at St. Louis	Pittsburgh 5	St. Louis 2	(2-3-1)
1971-72	Oct. 10	at Buffalo	Buffalo 2	Pittsburgh 1	(1-3-1)
1970-71	Oct. 15	at Minnesota	Minnesota 4	Pittsburgh 2	(1-2-1)
1969-70	Oct. 19	at Boston	Boston 4	Pittsburgh 0	(1-1-1)
1968-69	Oct. 16	at Toronto	Pittsburgh 2	Toronto 2	(1-0-1)
1967-68	Oct. 13	at St. Louis	Pittsburgh 3	St. Louis 1	(1-0-0)

ATTENDANCE FIGURES

YEAR	ATTENDANCE	DATES	AVERAGE	SELLOUTS	13 GAMES
1986-87	598,614**	40	14,965**	26**	35**
1985-86	503,020	40	12,576	13	21
1984-85	400,711	40	10,018	4	9
1983-84	273,550	40	6,839	0	2
1982-83	336,900	40	8,408	1	2
1981-82	451,965	40	11,299	5	11
1980-81	413,407	40	10,335	0	9
1979-80	426,156	40	10,653	2	8
1978-79	457,209	40	11,430	3	14
1977-78	421,933	40	10,548	2	10
1976-77	401,580	40	10,040	1	5
1975-76	458,198	40	11,455	2	9
1974-75	448,975	40	11,224	11	12
1973-74	396,197	39	10,159	4	5
1972-73	436,601	39	11,195	7	7
1971-72	375,711	39	9,634	5	5
1970-71	377,182	39	9,671	3	3
1969-70	265,936	38	6,998	0	0
1968-69	228,285	38	6,008	0	0
1967-68	274,049	37	7,407	0	0
TOTAL	7,945,579	789	10,070	87	165

MONTH	ATTENDANCE	DATES	AVERAGE
October	97,004	7	13,858
November	76,475	5	15,295
December	111,084	7	15,869
January	80,165	5	16,033
February	109,717	7	15,674
March	96,049	7	14,007
April	26,120	2	13,060
Tuesday	114,760	8	14,345
Wednesday	114,767	8	14,346
Thursday	39,301	3	13,100
Friday	32,066	2	16,033
Saturday	239,710	15	15,981
Sunday	58,010	4	14,503

PENGUINS ON THE ROAD

BOSTON BRUINS

G.M. - Harry Sinden
 Coach - Terry O'Reilly
 P.R. - Nate Greenberg
 Arena - Boston Garden (14,673)
 150 Causeway St.
 Boston, MA 02114
 Phone - (617) 227-3209
 Hotel - Hyatt Cambridge
 Phone - (617) 492-1234

BUFFALO SABRES

G.M. - Gerry Meehan
 Coach - Ted Sator
 P.R. - John Gurtlec
 Arena - Memorial Auditorium (16,433)
 140 Main St.
 Buffalo, NY 14202
 Phone - (716) 856-7300
 Hotel - Hilton
 Phone - (716) 845-5100

CALGARY FLAMES

G.M. - Cliff Fletcher
 Coach - Terry Crisp
 P.R. - Rick Skaggs
 Arena - The Saddledome (18,703)
 P.O. Box 1540
 Station "M"
 Calgary, Alta. T2P 3B9
 Phone - (403) 261-0475
 Hotel - Westin Hotel
 Phone - (403) 266-1611

CHICAGO BLACKHAWKS

G.M. - Bob Pulford
 Coach - Bob Murdoch
 P.R. - Jim DeMaria
 Arena - Chicago Stadium (17,263)
 1800 W. Madison St.
 Chicago, IL 60612
 Phone - (312) 733-5300
 Hotel - O'Hara Hilton
 Phone - (312) 686-8000

DETROIT RED WINGS

G.M. - Jim Devellano
 Coach - Jacques Demers
 P.R. - Bill Jamieson
 Arena - Joe Louis Arena (19,275)
 600 Civic Center Dr.
 Detroit, MI 48226
 Phone - (313) 567-7333
 Hotel - Renaissance Center
 Phone - (313) 568-8000

EDMONTON OILERS

G.M. - Glen Sather
 Coach - Glen Sather
 P.R. - Bill Tuble
 Arena - Northlands Coliseum (17,300)
 7424 118th Ave.
 Edmonton, Alta. T5B 4M9
 Phone - (403) 474-8561
 Hotel - Westin
 Phone - (403) 426-3636

HARTFORD WHISTLERS

G.M. - Emile Francis
 Coach - Jack Evans
 P.R. - Phil Langan
 Arena - Hartford Civic Center (14,557)
 One Civic Center Plaza
 Hartford, CT 06103
 Phone - (203) 728-3366
 Hotel - Parkview Hilton
 Phone - (203) 249-5611

LOS ANGELES KINGS

G.M. - Rogie Vachon
 Coach - Mike Murphy
 P.R. - Dave Courtney
 Arena - The Forum (16,005)
 P.O. Box 10
 Inglewood, CA 90306
 Phone - (213) 674-6000
 Hotel - Stouffer Concourse
 Phone - (213) 216-5858

MINNESOTA NORTH STARS

G.M. - Lou Nanne
 Coach - Herb Brooks
 P.R. - Dick Dillman
 Arena - Met Sports Center (15,184)
 7901 Cedar Ave. Sputh
 Bloomington, MN 55420
 Phone - (612) 853-9333
 Hotel - Marriott
 Phone - (612) 854-7441

MONTREAL CANADIENS

G.M. - Serge Savard
 Coach - Jean Perron
 P.R. - Michele Lapointe
 Arena - Montreal Forum (16,074)
 2313 St. Catherine St. West
 Montreal, Que. H3H 1N2
 Phone - (514) 932-2582
 Hotel - Manoir LeMoyné
 Phone - (514) 931-8861

NEW JERSEY DEVILS

G.M. - Max McNab
 Coach - Doug Carpenter
 P.R. - Dave Freed
 Arena - Byrne Meadowlands Arena (19,023)
 P.O. Box 504
 East Rutherford, NJ 07073
 Phone - (201) 935-6050
 Hotel - Sheraton Meadowlands
 Phone - (201) 896-0500

NEW YORK RANGERS

G.M. - Bill Torrey
 Coach - Terry Simpson
 P.R. - Greg Bouris
 Arena - Nassau Memorial Coliseum (15,230)
 Hempstead Turnpike
 Uniondale, NY 11553
 Phone - (516) 794-4100
 Hotel - Island Inn
 Phone - (516) 228-9001

NEW YORK RANGERS

G.M. - Phil Esposito
 Coach - Michel Bergeron
 P.R. - John Halligan
 Arena - Madison Square Garden (17,500)
 4 Pennsylvania Plaza
 New York, NY 10001
 Phone - (212) 563-8036
 Hotel - Penta Hotel
 Phone - (212) 736-5000

PHILADELPHIA FLYERS

G.M. - Bob Clarke
 Coach - Mike Keenan
 P.R. - Rodger Gottlieb/Mark Piazza
 Arena - The Spectrum (17,147)
 Pattison Place
 Philadelphia, PA 19148
 Phone - (215) 465-4500
 Hotel - The Hershey Hotel
 Phone - (215) 893-1600

QUEBEC NORDIQUES

G.M. - Maurice Filon
 Coach - Andre Savard
 P.R. - Nicole Bouchard/Jean Martineau
 Arena - Quebec Coliseum (15,250)
 2205 Ave. du Colisee
 Quebec, Que. G1L 4W7
 Phone - (418) 529-8441
 Hotel - Hilton
 Phone - (418) 692-3861

ST. LOUIS BLUES

G.M. - Ron Caron
 Coach - Jacques Martin
 P.R. - Susie Mathieu
 Arena - The Arena (17,968)
 5700 Oakland Ave.
 St. Louis, MO 63110
 Phone - (314) 781-5300
 Hotel - Omni International
 Phone - (314) 241-6664

MTL - MONTREAL

Pres. - John Ziegler, Jr.
 Ex. V.P. - Brian O'Neill
 P.R. - Gary Meagher
 Stats - Benny Ercolani
 960 Sun Life Bldg.
 1155 Metcalfe St.
 Montreal, Que H3B 2W2
 Phone - (514) 871-9220

MTL - MONTREAL

V.P., Project Development - Scotty Morrison
 Executive Director, Hockey Operations - Jim Gregory
 Director of Officiating - John McCauley
 Supervisor of Officials - Bryan Lewis
 Central Scouting -
 Suite 200
 1 Greensboro Dr.
 Rexdale, Ont. M9W 1C8
 Phone - (416) 245-2926 (Officiating)
 Phone - (416) 245-1813 (Central Scouting)

TORONTO MAPLE LEAFS

G.M. - Gerry McNamara
 Coach - John Brophy
 P.R. - Bob Stellick
 Arena - Maple Leaf Gardens (16,485)
 60 Carlton St.
 Toronto, Ont. M5B 1L1
 Phone - (416) 977-1641
 Hotel - Westbury
 Phone - (416) 924-0611

VANCOUVER CANUCKS

G.M. - Pat Quinn
 Coach - Bob McCammon
 P.R. - Norm Jewison
 Arena - Pacific Coliseum (15,613)
 100 N. Renfrew St.
 Vancouver, B.C. V5K 3N7
 Phone - (604) 254-5141
 Hotel - Hotel Vancouver
 Phone - (604) 684-3131

WASHINGTON CAPITALS

G.M. - David Poile
 Coach - Bryan Murray
 P.R. - Lou Corletto
 Arena - Capital Centre (18,130)
 Landover, MD 20786
 Phone - (301) 350-3400
 Hotel - Greenbelt Hilton & Tower's
 Phone - (301) 441-3700

WINNIPEG JETS

G.M. - John Ferguson
 Coach - Dan Maloney
 P.R. - Murray Harding
 Arena - Winnipeg Arena (15,430)
 15-1430 Maroons Road
 Winnipeg, Man. R3G 0L5
 Phone - (204) 772-9491
 Hotel - Westin
 Phone - (204) 957-1350

NHL - NEW YORK

Pres - Gil Stein
 V.P. - Steve Ryan
 P.R. - Gerry Helper
 Shannon Shay
 500 Fifth Ave.
 New York, NY 10110
 Phone - (212) 398-1100

RADIO/TELEVISION



Hockey fans will again hear the familiar voice of Mike Lange calling all the action during the 1987-88 season. Entering his 13th season in the Pens' broadcast booth, Mike is considered one of the premier broadcasters in the business. In addition to his job with the Penguins Mike has spent the past two summers calling baseball play-by-play for the Pittsburgh Pirates.

Paul Steigerwald will join Mike on all broadcasts adding color commentary and conducting post-game interviews.

Games will be broadcast on KDKA Radio (1020 AM) and the Penguins' Radio Network. In addition, 20 away games will be broadcast on WPGH-TV (Channel 53) and the Penguins Television Network. TCI/KBL Cable will also carry 15 additional away games during the season.

PENGUINS RADIO NETWORK:

KDKA Radio (1020 AM) Pittsburgh
WBVP Radio (1230 AM) Beaver Falls
WHJB Radio (620 AM) Greensburg
WESA Radio (940 AM) Charleroi
WKST Radio (1290 AM) New Castle
WCCS Radio (1160 AM) Indiana

PENGUINS TELEVISION NETWORK:

WPGH-TV (Channel 53) Pittsburgh
WWCP-TV (Channel 8) Johnstown
WWPC-TV (Channel 23) Altoona

PITTSBURGH PENGUINS TELEVISION BROADCAST SCHEDULE 1987-88

DAY	DATE	OPPONENT	TIME	WPGH-TV/TCI/KBL*
Thu.	Oct. 8	at New York Rangers	7:30 PM	(TV-53)
Fri.	Oct. 9	at New Jersey	7:30 PM	(TCI/KBL)
Sat.	Oct. 17	at Montreal	8:00 PM	(TCI/KBL)
Sun.	Oct. 18	at Philadelphia	7:00 PM	(TV-53)
Fri.	Oct. 23	at Detroit	7:30 PM	(TV-53)
Thu.	Nov. 5	at NY Islanders	8:00 PM	(TCI/KBL)
Sat.	Nov. 7	at Boston	7:00 PM	(TV-53)
Thu.	Nov. 12	at Philadelphia	7:30 PM	(TCI/KBL)
Fri.	Nov. 20	at Edmonton	9:30 PM	(TV-53)
Sat.	Nov. 21	at Calgary	8:00 PM	(TCI/KBL)
Fri.	Nov. 27	at Washington	7:30 PM	(TV-53)
Sat.	Dec. 12	at St. Louis	8:30 PM	(TV-53)
Thu.	Dec. 17	at New Jersey	7:30 PM	(TCI/KBL)
Sun.	Dec. 20	at NY Rangers	7:30 PM	(TV-53)
Sun.	Dec. 27	at Buffalo	7:00 PM	(TV-53)
Fri.	Jan. 1	at Washington	1:30 PM	(TCI/KBL)
Sat.	Jan. 2	at NY Islanders	7:00 PM	(TV-53)
Sat.	Jan. 9	at Hartford	7:30 PM	(TV-53)
Sun.	Jan. 10	at Detroit	7:00 PM	(TCI/KBL)
Sat.	Jan. 16	at Toronto	8:00 PM	(TCI/KBL)
Tue.	Jan. 19	at NY Islanders	8:00 PM	(TCI/KBL)
Wed.	Jan. 20	at Chicago	8:30 PM	(TCI/KBL)
Sat.	Jan. 23	at Montreal	8:00 PM	(TV-53)
Thu.	Jan. 28	at New Jersey	7:30 PM	(TCI/KBL)
Sun.	Feb. 7	at NY Rangers	1:30 PM	(TV-53)
Sat.	Feb. 13	at Los Angeles	11:00 PM	(TCI/KBL)
Thu.	Feb. 25	at NY Rangers	7:30 PM	(TCI/KBL)
Sun.	Feb. 28	at Chicago	2:30 PM	(TV-53)
Mon.	Mar. 7	at Calgary	9:30 PM	(TCI/KBL)
Thu.	Mar. 10	at St. Louis	8:30 PM	(TCI/KBL)
Sat.	Mar. 12	at Minnesota	2:30 PM	(TV-53)
Sun.	Mar. 20	at Philadelphia	7:00 PM	(TV-53)
Tue.	Mar. 29	at New Jersey	7:30 PM	(TV-53)
Sat.	Apr. 2	at Washington	7:30 PM	(TV-53)

OCTOBER 1987

SUN	MON	TUE	WED	THU	FRI	SAT
				1	2	3
4	5	6	7	8	9	10
				NYR*	NJ*	
11	12	13	14	15	16	17
		BUF		NYR		MON*
18	19	20	21	22	23	24
PHI*			NJ		DET*	BUF
25	26	27	28	29	30	31
		LA		TOR.		QUE

NOVEMBER 1987

SUN	MON	TUE	WED	THU	FRI	SAT
1	2	3	4	5	6	7
		PHI		NYI*		BOS*
8	9	10	11	12	13	14
			WAS	PHI*		NYR
15	16	17	18	19	20	21
		VAN			EDM*	CAL*
22	23	24	25	26	27	28
			QUE		WAS*	WAS
29	30					

DECEMBER 1987

SUN	MON	TUE	WED	THU	FRI	SAT
		1	2	3	4	5
			NYI			VAN
6	7	8	9	10	11	12
			CAL		NYI	STL*
13	14	15	16	17	18	19
		PHI		NJ*		NYR
20	21	22	23	24	25	26
NYR*			NJ			DET
27	28	29	30	31		
BUF*		BOS				

JANUARY 1987

SUN	MON	TUE	WED	THU	FRI	SAT
					1	2
					WAS*	NYI*
3	4	5	6	7	8	9
		LA		BOS		HAR*
10	11	12	13	14	15	16
DET*		NYI			PHI	TOR*
17	18	19	20	21	22	23
		NYI*	CHI*			MON*
24	25	26	27	28	29	30
	EDM		WIN	NJ*		CHI
31						

FEBRUARY 1987

SUN	MON	TUE	WED	THU	FRI	SAT
	1	2	3	4	5	6
		WAS		MIN		HAR
7	8	9	10	11	12	13
NYR*		ALL-STAR GAME '87				LA*
14	15	16	17	18	19	20
			VAN		EDM*	
21	22	23	24	25	26	27
STL		WIN		NYR*		
28	29					
CHI*						

MARCH 1987

SUN	MON	TUE	WED	THU	FRI	SAT
		1	2	3	4	5
		MIN				NYI
6	7	8	9	10	11	12
	CAL*			STL*		MIN*
13	14	15	16	17	18	19
WIN			TOR			PHI
20	21	22	23	24	25	26
PHI*			WAS		MON	
27	28	29	30	31		
QUE		NJ*		NJ		

APRIL 1987

SUN	MON	TUE	WED	THU	FRI	SAT
					1	2
						WAS*
3	4	5	6	7	8	9
HAR						
10	11	12	13	14	15	16
17	18	19	20	21	22	23
24	25	26	27	28	29	30

AWAY



HOME



* WPGH-TV (CHANNEL 53)
° TCI CABLE

ALL HOME GAMES 7:35 PM