


If anybody tells you there's no way  
a one ton pickup can carry 2½ tons...

# TELL 'EM TO GO TO DODGE!

The Dodge Boys will sell you the pickups  
with the biggest payloads on the road.

Pound for pound, our Dodge pickups will carry heavier loads than any major competitive pickups. Maximum payload is 5,600 pounds. And recent EPA tests show Dodge pickups equipped with six-cylinder engines achieved better fuel economy than any conventional pickup tested. 26 mpg in the highway cycle and 16 mpg in the city cycle. So come in and get the pickups with the biggest payloads in the business.



**Dodge** CHRYSLER  
AUTHORIZED DEALERS

They don't call us Good Guys for nothing.

**THE  
DODGE  
BOYS**

SEE THE GOOD GUYS AT YOUR LOCAL DODGE DEALER.

*PITTSBURGH*  
**Penguins**



75-76

# FACT BOOK

## PENGUINS 1975-76 HOME SCHEDULE

DAY	DATE	OPPONENT	TIME
Saturday	October 11	Washington	8:05
Saturday	October 18	Detroit	8:05
Tuesday	October 21	Montreal	7:35
Saturday	October 25	Philadelphia	8:05
Wednesday	November 5	NY Islanders	7:35
Saturday	November 8	Chicago	8:05
Thursday	November 13	Montreal	7:35
Saturday	November 15	Buffalo	8:05
Tuesday	November 18	California	7:35
Saturday	November 22	Los Angeles	8:05
Wednesday	November 26	Detroit	7:35
Saturday	November 29	NY Rangers	8:05
Sunday	December 7	Toronto	7:35
Saturday	December 13	Boston	8:05
Saturday	December 27	Atlanta	8:05
Wednesday	December 31	Los Angeles	7:35
Saturday	January 3	Philadelphia	8:05
Saturday	January 10	Vancouver	8:05
Saturday	January 17	Buffalo	8:05
Sunday	January 18	NY Rangers	7:35
Thursday	January 22	Montreal	7:35
Saturday	January 24	Washington	8:05
Sunday	January 25	Minnesota	7:35
Thursday	January 29	Kansas City	7:35
Sunday	February 1	Toronto	2:05
Sunday	February 15	Los Angeles	7:35
Tuesday	February 17	Kansas City	7:35
Thursday	February 19	Toronto	7:35
Saturday	February 21	Chicago	8:05
Wednesday	February 25	Atlanta	7:35
Saturday	February 28	Vancouver	8:05
Sunday	February 29	St. Louis	7:35
Saturday	March 6	Minnesota	8:05
Sunday	March 7	NY Islanders	7:35
Wednesday	March 10	Buffalo	7:35
Saturday	March 13	California	8:05
Sunday	March 14	St. Louis	7:35
Wednesday	March 24	Boston	7:35
Sunday	March 28	Detroit	7:35
Saturday	April 3	Washington	8:05

Ticket Prices - \$9.50, \$8.50, \$7.50, \$5.75, \$4.75  
 All games on KQV Radio (1410 AM) & Penguin Network

# PITTSBURGH *Penguins* 1975-76

## FACT BOOK

Published by: Pittsburgh Penguins, Inc.

EDITOR: Terry Schiffhauer

PHOTOS: Paul Salva

\$2.00



**ALBERT A. SAVILL**  
Chairman of the Board  
Chief Executive Officer



Mr. Savill is president and chief executive officer of KMS Mortgage and Investment Company, a mortgage company operating nationally out of Columbus, Ohio.

He began his business career in the City Mortgage Loan Department of John Hancock Mutual Life Insurance Company of Boston, Massachusetts, in January, 1935. In 1950 he accepted a position as executive vice president of a mortgage company in Gary, Indiana.

In 1953, Mr. Savill established the Savill-Mehaffey Mortgage Company in Indianapolis, which became the largest mortgage company in Indiana. The American Fletcher National Bank and Trust Company of Indianapolis purchased the Savill-Mehaffey Mortgage Company in 1964, and it became the mortgage banking and servicing division of American Fletcher National Bank with Mr. Savill in charge. He was made an executive vice president of American Fletcher in 1967.

In 1969, the division became the American Fletcher Mortgage Company with Mr. Savill as president. When he left AFMC, the company ranked 20th nationally among mortgage banking firms with \$600 million in mortgage servicing.

Mr. Savill formed KMS Mortgage and Investment Company in Columbus, Ohio, in May, 1971. He is also on the board of directors of Central Supply Company, Indianapolis, and Major Realty Corporation, Orlando, Florida. He is president and sole owner of the Columbus Owls, Columbus, Ohio, of the International Hockey League.

Mr. Savill was the first president of the Indiana Mortgage Bankers, Inc. He is also past president of the Indianapolis Mortgage Bankers Association and served on the board of governors of the Mortgage Bankers Association of America for four years. He is a member of the Columbus area and Indianapolis Chambers of Commerce, the Urban Land League and Indianapolis Real Estate Board.

His social and fraternal memberships include the Country Club at Indianapolis, Scioto Country Club, Worthington Hills Country Club, the Muirfield Golf Club, Indianapolis Athletic Club and the Masonic Scottish Rite and Shrine Orders.

Mr. Savill was born in 1918 in England and grew up in Boston, Massachusetts.

**WREN BLAIR**  
President  
Chief Operating Officer



Wren Blair has been a leading figure in amateur and professional hockey for 28 years, serving in various administrative capacities throughout his career.

Mr. Blair joined the Boston Bruins in 1959 as general manager and coach of their number one development club at Kingston, Ontario, in the Eastern Professional Hockey Club. He later became director of the Bruins Farm Club.

On Labor Day, 1962, Mr. Blair signed Bobby Orr to a contract that committed the 14-year old future superstar to an eventual career with the Boston Bruins.

Mr. Blair reactivated the Oshawa Generals in 1963 and served as general manager there. Bobby Orr played for four seasons for him in Oshawa, and the team won the Ontario Hockey Association title in 1965-66.

Throughout his association with hockey, Mr. Blair has experienced a successful career with his teams winning titles in various areas of professional and amateur play.

Mr. Blair served as general manager of the Clinton Comets of Clinton, New York, in the U. S. Eastern Hockey League for 13 seasons from 1959 to 1972. During that time he won three championships at Clinton.

His Whitby Dunlops won the Allan Cup in 1956-57 and 1958-59. They represented Canada in 1958 and beat the Russian team to win the world championship in Oslo, Norway, that year.

Mr. Blair signed as general manager and coach of the Minnesota North Stars in May, 1966. He later gave up the coaching duties but remained as general manager of the team until April, 1974.

The Minnesota franchise became very successful under his direction and was the first of the original expansion clubs to have sell-out games on a regular basis. The North Stars were the first of the original six expansion teams to beat an established team in the playoffs, and they made the playoffs five of the seven seasons that Mr. Blair was at Minnesota.

Mr. Blair is also owner and president of the Saginaw Gears of the International Hockey League.



**OTTO N. FRENZEL III**  
Secretary-Treasurer

Otto N. Frenzel is chairman of the board for Merchants National Bank and Trust Company of Indianapolis, Indiana. He joined the bank in 1956 and served in various departments of the bank before being elected to the board of directors in January, 1965.

Mr. Frenzel was elected executive vice president in 1965 and in January, 1970, was elected president of Merchants Bank. In November, 1972, he was elected chairman of the board of the bank. He is the sixth member of the Frenzel family to serve Merchants as a chief executive officer.

Mr. Frenzel is a 1954 graduate of the Wharton School of Finance and Commerce, University of Pennsylvania. He served two years with the United States Air Force and achieved the rank of first lieutenant.

He is currently a member of the Communications Committee of the American Bankers Association, is on the Legislative Committee of the Indiana Bankers Association and is a member of the Reserve City Bankers Association.

Mr. Frenzel is a director of the following organizations: Merchants National Corporation; Indianapolis Water Company; Indiana Gas Company, Inc.; Altamil Corporation; Stokely-Van Camp, Inc.; Danville State Bank; Farmers State Bank, Zionsville; Union State Bank, Carmel; Community Hospital of Indianapolis; American United Life Insurance Company. He is also a trustee of Butler University.



**MARC BOILEAU**  
COACH

Marc Boileau the winningest coach in Penguin history is back at the helm again. Marc helped guide the Penguins to their first winning season ever with 37 wins and 15 ties. His team went 20 games in a row at home without losing and dropped only 5 games all season in front of the local fans. The Penguins finished in a solid hold on third place of the James Norris Division and beat St. Louis in two straight games in the Preliminary round of the playoffs. Marc's most disappointing moment came when his team lost a heart-breaking seven game series to the New York Islanders with the final game being decided by a 1-0 score. Marc's record since taking over from Ken Schinkel on February 6, 1974 is 51-38-19. Marc and his wife Lonnie are the parents of five children and reside in Bethel Park. Nicknamed "Popeye" the likeable coach responds to "I'm Popeye the Sailor Man" after each Penguin victory in the Civic Arena.

#### PENGUIN COACHES

1967-68	George "Red" Sullivan
1968-69	George "Red" Sullivan
1969-70	Leonard "Red" Kelly
1970-71	Leonard "Red" Kelly
1971-72	Leonard "Red" Kelly
1972-73	Leonard "Red" Kelly & Ken Schinkel (Jan. 13, 1973)
1973-74	Ken Schinkel & Marc Boileau (Feb. 6, 1974)
1974-75	Marc Boileau

## RECORD — YEAR BY YEAR

YEAR	GP	W	L	T	PTS	GF	GA	FINISH
1974-75	80	37	28	15	89	326	289	Third*
1973-74	78	28	41	9	65	242	273	Fifth
1972-73	78	32	37	9	73	257	265	Fifth
1971-72	78	26	38	14	66	220	258	Fourth*
1970-71	78	21	37	20	62	221	240	Sixth
1969-70	76	26	38	12	64	182	238	Second*
1968-69	76	20	45	11	51	189	252	Fifth
1967-68	74	27	34	13	67	195	216	Fifth
<b>TOTAL</b>	<b>618</b>	<b>217</b>	<b>298</b>	<b>103</b>	<b>537</b>	<b>1832</b>	<b>2031</b>	

\*QUALIFIED FOR STANLEY CUP PLAYOFFS

## HOME RECORD

YEAR	GP	W	L	T	PTS	GF	GA
1974-75	40	25	5	10	60	192	113
1973-74	39	15	18	6	36	124	116
1972-73	39	24	11	4	52	150	104
1971-72	39	18	15	6	42	132	125
1970-71	39	18	12	9	45	126	92
1969-70	38	17	13	8	42	105	108
1968-69	38	12	20	6	30	99	113
1967-68	37	15	12	10	40	115	101
<b>TOTAL</b>	<b>309</b>	<b>144</b>	<b>106</b>	<b>59</b>	<b>347</b>	<b>1043</b>	<b>872</b>

## AWAY RECORD

YEAR	GP	W	L	T	PTS	GF	GA
1974-75	40	12	23	5	29	134	176
1973-74	39	13	23	3	29	118	157
1972-73	39	8	26	5	21	107	161
1971-72	39	8	23	8	24	88	133
1970-71	39	3	25	11	17	95	148
1969-70	38	9	25	4	22	77	130
1968-69	38	8	25	5	21	90	139
1967-68	37	12	22	3	27	80	115
<b>TOTAL</b>	<b>309</b>	<b>73</b>	<b>192</b>	<b>44</b>	<b>190</b>	<b>789</b>	<b>1159</b>

## PLAYOFF RECORD

**1974-75** Eliminated St. Louis 2-0 in Preliminary Round;  
Lost to New York Islanders 4-3 in Quarter-final Round.

**1971-72** Lost to Chicago 4-0 in Quarter-final Round.

**1969-70** Eliminated Oakland 4-0 in Quarter-final Round;  
Lost to St. Louis 4-2 in Semi-final Round.

## DEVELOPMENT SYSTEM

The Penguins have a working agreement with the Hershey Bears of the American Hockey League.

Frank Mathers is President and General Manager of the Bears, while Chuck Hamilton will be coaching the club for the third season.

The Saginaw Gears and the Columbus Owls, both of the International Hockey League are expected to receive some assistance since Saginaw is owned by Wren Blair and Columbus by Al Savill.

## HERSHEY BEARS



**FRANK MATHERS**  
President &  
General Manager




**CHUCK HAMILTON**  
Coach

**PENGUINS' STAFF**



**KEN SCHINKEL**  
Director of Player  
Personnel & Scouting



**AL BLADE**  
Director of Sales  
& Special Events



**TERRY SCHIFFHAUER**  
Director of  
Media Relations



**TOM WOOD**  
Ticket Manager



**KEN CARSON**  
Trainer



**BOB DeMARCO**  
Assistant Trainer

**PENS ON RADIO & TV**

All games will broadcast on KQV Radio (1410 AM) and the Penguin Network, listed below:

**THE PENGUIN NETWORK**

KQV	Pittsburgh	1410 AM (Flagship)
WBVP	Beaver Falls	1230 AM
WBUT	Butler	1050 AM
WHJB	Greensburg	620 AM
WJPA	Washington	1450 AM & 95.3 FM
WEIR	Weirton, W. Va.	1430 AM
WFEM	Ellwood City	92.1 FM
WESA	Charleroi	98.3 FM
WOKU	Greensburg	107.1 FM
WNUF	New Kensington	100.7 FM
WLSW	Connellsville	103.9 FM


**GARY MORRELL WILL CALL THE  
PLAY-BY-PLAY**

**1975-76 TV SCHEDULE**

WIIC-TV will again televise Penguin away games and playoffs.

Saturday, Nov. 1	..... Minnesota North Stars	..... 9:00 P.M.
Wednesday, Nov. 12	..... Washington Capitals	..... 7:30 P.M.
Thursday, Dec. 4	..... New York Islanders	..... 8:00 P.M.
Wednesday, Dec. 10	..... Detroit Red Wings	..... 7:30 P.M.
Friday, Dec. 26	..... Atlanta Flames	..... 8:00 P.M.
Sunday, Jan. 4	..... Chicago Black Hawks	..... 8:30 P.M.
Thursday, Jan. 15	..... Philadelphia Flyers	..... 8:00 P.M.
Saturday, Jan. 31	..... Kansas City Scouts	..... 8:30 P.M.
Saturday, Feb. 14	..... New York Islanders	..... 8:00 P.M.
Tuesday, March 2	..... Minnesota North Stars	..... 9:00 P.M.
Sunday, March 21	..... New York Rangers	..... 7:30 P.M.
Monday, March 29	..... Toronto Maple Leafs	..... 8:00 P.M.


Sam Nover will call the play-by-play



**THE PLAYERS**

**SYL APPS**

Center 6'0" 195 lbs.  
 Age: 28 (August 1, 1947)  
 Born: Toronto, Ontario  
 Shoots: Right



Although Syl Apps failed to win the Penguins' scoring title for the first time in four years, Syl carted off a much bigger prize when he was named the Most Valuable Player in the NHL All Star game in Montreal in January. Syl averaged a point a game through the 1974-75 season and became the second player in Pittsburgh history to pass the 300 point mark. His 232 lifetime assists rank as the best in the club's history. He carved another niche in the record book with a point in 10 consecutive games and shares the club mark of 6 points in one game and 4 assists in one period. His 24 assists and 27 points in one month are also club standards. He will be starting his third year of a five-year contract and again will be counted upon heavily to set up wingers Jean Pronovost and Lowell MacDonald in what has turned out to be one of the highest scoring lines in the NHL. Syl came to the Penguins in 1971 from the New York Rangers and it still ranks as one of the best trades Pittsburgh ever made.


Season	Club	League	Regular Season					Playoffs				
			GP	G	A	PTS	PIM	GP	G	A	PTS	PIM
1968-69	Buffalo	AHL	2	1	2	3	4	—	—	—	—	—
1969-70	Omaha	CHL	68	16	38	54	43	12	10	9	19	4
1969-70	Buffalo	AHL	—	—	—	—	—	7	2	3	5	6
1970-71	NY Rangers	NHL	31	1	2	3	11	—	—	—	—	—
1970-71	Omaha	CHL	11	0	5	5	4	—	—	—	—	—
	Pittsburgh	NHL	31	9	16	25	21	—	—	—	—	—
1971-72	Pittsburgh	NHL	72	15	44	59	78	4	1	0	1	2
1972-73	Pittsburgh	NHL	77	29	56	85	18	—	—	—	—	—
1973-74	Pittsburgh	NHL	75	24	61	85	37	—	—	—	—	—
1974-75	Pittsburgh	NHL	79	24	55	79	43	9	2	3	5	9
	<b>NHL Totals</b>		<b>365</b>	<b>102</b>	<b>234</b>	<b>336</b>	<b>208</b>	<b>13</b>	<b>3</b>	<b>3</b>	<b>6</b>	<b>11</b>
	<b>Pgh. Totals</b>		<b>334</b>	<b>101</b>	<b>232</b>	<b>333</b>	<b>197</b>	<b>13</b>	<b>3</b>	<b>3</b>	<b>6</b>	<b>11</b>

Traded to PITTSBURGH by N.Y. Rangers for Glen Sather, January 26, 1971.



### CHUCK ARNASON

Right Wing 5'10" 180 lbs.  
Age: 24 (July 15, 1951)  
Born: Ashern, Manitoba  
Shoots: Right




Chuck Arnason was one of nine forwards to score 20 or more goals last year for the Penguins, but it marked the first time in Chuck's brief career that he had hit the magic 20-goal circle. His two third-period goals against St. Louis in the first game of the playoffs helped lift the Pens to a sweep of the Blues and advance to the quarter-finals. Now in the last year of a three-year contract, Chuck holds distinction in two different sports of having scored a hole-in-one on the golf course and being awarded a penalty shot in an NHL game. Chuck has one of the strongest shots in the league and should be ready to join the 30-goal club this season.

Season	Club	League	Regular Season					Playoffs				
			GP	G	A	PTS	PIM	GP	G	A	PTS	PIM
1971-72	Montreal	NHL	17	3	0	3	4	-	-	-	-	-
1971-72	Nova Scotia	AHL	58	30	24	54	33	15	7	6	13	6
1972-73	Montreal	NHL	19	1	1	2	2	-	-	-	-	-
1972-73	Nova Scotia	AHL	38	18	20	38	4	13	5	10	15	16
1973-74	Atlanta	NHL	33	7	6	13	13	-	-	-	-	-
1973-74	Pittsburgh	NHL	41	13	5	18	4	-	-	-	-	-
1974-75	Pittsburgh	NHL	78	26	32	58	32	9	2	4	6	4
	<b>NHL Totals</b>		<b>188</b>	<b>50</b>	<b>44</b>	<b>104</b>	<b>55</b>	<b>9</b>	<b>2</b>	<b>4</b>	<b>6</b>	<b>4</b>
	<b>Pgh. Totals</b>		<b>119</b>	<b>39</b>	<b>37</b>	<b>76</b>	<b>36</b>	<b>9</b>	<b>2</b>	<b>4</b>	<b>6</b>	<b>4</b>

Drafted from Flin Flon Bombers by MONTREAL in first round of 1971 amateur draft . . . Traded to ATLANTA by MONTREAL with Bob Murray and rights to Dale Hoganson for future considerations, May 29, 1973 . . . Traded to PITTSBURGH with Bob Paradise by ATLANTA for Al McDonough, January 4, 1974.

### HARVEY BENNETT

Center 6'4" 215 lbs.  
Age: 24 (August 8, 1951)  
Born: Cranston, Rhode Island  
Shoots: Left



Harvey "Too Tall" Bennett will be spending his second year in the Pittsburgh organization. He was signed as a free agent after leading Des Moines to the league and playoff titles in the International Hockey League. Last year he spent most of the season with Hershey, but made his NHL debut, playing in 7 games. At 6'4" and 215 pounds, Bennett is one of the biggest players on the roster. His brother Curt plays for Atlanta and his farther Harvey, Sr. played as a goaltender in the Boston Bruins chain for a number of years.

Season	Club	League	Regular Season					Playoffs				
			GP	G	A	PTS	PIM	GP	G	A	PTS	PIM
1973-74	Des Moines	IHL	74	31	50	81	93	10	3	6	9	17
1974-75	Hershey	AHL	61	17	19	36	99	12	5	3	8	37
1974-75	Pittsburgh	NHL	7	0	0	0	0	-	-	-	-	-
	<b>NHL Totals</b>		<b>7</b>	<b>0</b>	<b>0</b>	<b>0</b>	<b>0</b>	<b>-</b>	<b>-</b>	<b>-</b>	<b>-</b>	<b>-</b>
	<b>Pgh. Totals</b>		<b>7</b>	<b>0</b>	<b>0</b>	<b>0</b>	<b>0</b>	<b>-</b>	<b>-</b>	<b>-</b>	<b>-</b>	<b>-</b>

Signed as free agent 1974.

**WAYNE BIANCHIN (Buy-an-chin)**

Left Wing 5'10" 180 lbs.  
 Age: 22 (September 6, 1953)  
 Born: Nanaimo, British Columbia  
 Shoots: Left



A complete recovery by Wayne Bianchin from a 1974 off-season surfing accident that left him with a broken neck will give the Penguins some added depth at left wing. Wayne had a fine rookie season in 1973-74 when he scored 12 goals and 13 assists for 25 points, but displayed an aggressive style of hockey that made him one of the favorite players of the fans. Wayne was a second round draft pick in the 1973 amateur draft after a fine junior career at Flin Flon. Wayne is in the last year of a three-year pact he signed when he was drafted.

Season	Club	League	Regular Season					Playoffs				
			GP	G	A	PTS	PIM	GP	G	A	PTS	PIM
1973-74	Hershey	AHL	4	1	2	3	2	-	-	-	-	-
1973-74	Pittsburgh	NHL	69	12	13	25	38	-	-	-	-	-
1974-75	Johnstown	NAHL	8	8	2	10	4	-	-	-	-	-
1974-75	Syracuse	AHL	12	5	4	9	26	-	-	-	-	-
1974-75	Hershey	AHL	3	0	1	1	0	-	-	-	-	-
1974-75	Pittsburgh	NHL	2	0	0	0	0	-	-	-	-	-
	<b>NHL Totals</b>		<b>71</b>	<b>12</b>	<b>13</b>	<b>25</b>	<b>38</b>	-	-	-	-	-
	<b>Pgh. Totals</b>		<b>71</b>	<b>12</b>	<b>13</b>	<b>25</b>	<b>38</b>	-	-	-	-	-

Drafted from Flin Flon Bombers by PITTSBURGH in second round of 1973 amateur draft.

**DAVE BURROWS**

Defense 6'1" 190 lbs.  
 Age: 26 (January 11, 1949)  
 Born: Toronto, Ontario  
 Shoots: Left



Dave Burrows is considered by many as the best defensive defenseman in the National Hockey League. With backliners getting into the offensive picture more and more, the quiet Burrows continues to make life miserable for opposing forwards with his uncanny style of checking and skating ability that prevents players from getting around him. Dave was the Penguins' Rookie of the Year in 1971-71 after being acquired from Chicago in the Intra-League Draft. One of Dave's proudest moments came in 1974 when he played in the NHL All Star game in Chicago Stadium. An injury suffered in that game forced him to miss the only six games he has missed in his career because of injury. Dave's first Stanley Cup Playoff goal proved to be the winner in the Pens first triumph over the New York Islanders. "Mr. Defense" as he is known around the league is in the final year of a three-year deal.

Season	Club	League	Regular Season					Playoffs				
			GP	G	A	PTS	PIM	GP	G	A	PTS	PIM
1969-70	Dallas	CHL	69	4	9	13	45	-	-	-	-	-
1969-70	Portland	WHL	-	-	-	-	-	11	1	2	3	6
1970-71	Dallas	CHL	67	1	11	12	49	10	0	2	2	4
1971-72	Pittsburgh	NHL	77	2	10	12	48	4	0	0	0	4
1972-73	Pittsburgh	NHL	78	3	24	27	42	-	-	-	-	-
1973-74	Pittsburgh	NHL	71	3	14	17	30	-	-	-	-	-
1974-75	Pittsburgh	NHL	78	2	15	17	49	9	1	1	2	12
	<b>NHL Totals</b>		<b>304</b>	<b>10</b>	<b>63</b>	<b>73</b>	<b>169</b>	<b>13</b>	<b>1</b>	<b>1</b>	<b>2</b>	<b>16</b>
	<b>Pgh. Totals</b>		<b>304</b>	<b>10</b>	<b>63</b>	<b>73</b>	<b>169</b>	<b>13</b>	<b>1</b>	<b>1</b>	<b>2</b>	<b>16</b>

Drafted from CHICAGO by PITTSBURGH in 1971 Intra-League Draft.

**COLIN CAMPBELL**

Defense 5'9" 190 lbs.  
 Age: 22 (January 28, 1953)  
 Born: London, Ontario  
 Shoots: Left




One of the real surprise players last year was Colin Campbell. The spunky defenseman had been drafted as a second round draft pick in the 1973 Amateur Draft, but elected to play in the World Hockey Association. After two trips to Hershey, "Soupy" was called up in December and remained with the team for the remainder of the year and led the team in penalty minutes with 172 minutes, the fourth most in the club's history. He finished second on the club in the plus/minus category. His 25 penalty minutes in one period and 27 minutes in one game tied the club record. Colin's first playoff goal was a shorthanded effort that proved to be the winning goal in the final game of the St. Louis series.

Season	Club	League	Regular Season					Playoffs				
			GP	G	A	PTS	PIM	GP	G	A	PTS	PIM
1973-74	Vancouver	WHA	78	3	20	23	191	-	-	-	-	-
1974-75	Hershey	AHL	15	1	3	4	55	-	-	-	-	-
1974-75	Pittsburgh	NHL	59	4	15	19	172	9	1	3	4	21
	<b>NHL Totals</b>		59	4	15	19	172	9	1	3	4	21
	<b>Pgh. Totals</b>		59	4	15	19	172	9	1	3	4	21

Drafted from Peterborough by PITTSBURGH in second round of 1973 Amateur Draft.

**STEVE DURBANO**

Defense 6'1" 210 lbs.  
 Age: 23 (December 12, 1951)  
 Born: Toronto, Ontario  
 Shoots: Left



The most asked question of this past summer; "How is Steve Durbano's hand?" Steve suffered a freak accident in his first game of the season when he shattered his wrist in a collision with Andre Dupont of Philadelphia. After several operations and therapy, Steve reports the hand is as good as new and that he is anxious to pick up where he left off in 1974 when he came to Pittsburgh in a trade from St. Louis. In the half season that he played for the Pens he was clearly the people's choice because of his rough house tactics and his powerful slap shot. Steve scored a goal the first game he played for Pittsburgh and fans are anxiously awaiting his return to the lineup.

Season	Club	League	Regular Season					Playoffs				
			GP	G	A	PTS	PIM	GP	G	A	PTS	PIM
1971-72	Omaha	CHL	70	7	34	41	402	-	-	-	-	-
1972-73	St. Louis	NHL	49	3	18	21	231	5	0	2	2	8
1973-74	St. Louis	NHL	36	4	5	9	146	-	-	-	-	-
1973-74	Pittsburgh	NHL	33	4	14	18	138	-	-	-	-	-
1974-75	Pittsburgh	NHL	1	0	1	1	10	-	-	-	-	-
	<b>NHL Totals</b>		119	11	38	49	525	5	0	2	2	8
	<b>Pgh. Totals</b>		34	4	15	19	148	-	-	-	-	-

Drafted from Toronto Marlboros by NEW YORK RANGERS in first round of 1971 amateur draft . . . Traded to ST. LOUIS by N. Y. RANGERS for Peter McDuffe and Curt Bennett, June 7, 1972 . . . Traded to PITTSBURGH with Bob Kelly and Ab DeMarco by ST. LOUIS for Greg Polis, Bryan Watson and a second round draft choice in the 1974 amateur draft.

### MARIO FAUBERT

Defense 6'1" 175 lbs.  
 Age: 20 (December 2, 1954)  
 Born: Valleyfield, Quebec  
 Shoots: Right



Mario Faubert is one of the young players the Penguins are counting on for the future. Mario turned pro last year after being drafted in the fourth round of the 1974 Amateur Draft while playing for the University of St. Louis. He started the season at Hershey, but was called up for 10 games with the Penguins. In only his second NHL game, he scored an unassisted power play goal for his first NHL goal.

### VIC HADFIELD

Left Wing 6'0" 190 lbs.  
 Age: 35 (October 4, 1940)  
 Born: Oakville, Ontario  
 Shoots: Left



There was no question that the acquisition of Vic Hadfield helped turn the Penguins into a winning team last year. The former Ranger captain checked in with the best year of his career with 31 goals and 42 assists, which was topped only by his incredible 50-goal season in 1971-72. Vic needs only 7 goals to hit the 300 mark and with 55 points will hit the 700 point mark in the NHL. Vic scored 25 points on the power play last year, the most ever by a Penguin forward and his 4 shorthanded goals tied the club mark. His 42 assists by a left wing also set a new standard. One of the most satisfying moments in the season came on March 2 when he scored 2 goals, including the winner, against his old teammates, the Rangers, in New York.

Season	Club	League	Regular Season					Playoffs				
			GP	G	A	PTS	PIM	GP	G	A	PTS	PIM
1974-75	Hershey	AHL	54	13	21	34	76	11	2	7	9	4
1974-75	Pittsburgh	NHL	10	1	0	1	6	-	-	-	-	-
	<b>NHL Totals</b>		<b>10</b>	<b>1</b>	<b>0</b>	<b>1</b>	<b>6</b>	-	-	-	-	-
	<b>Pgh. Totals</b>		<b>10</b>	<b>1</b>	<b>0</b>	<b>1</b>	<b>6</b>	-	-	-	-	-


Season	Club	League	Regular Season					Playoffs				
			GP	G	A	PTS	PIM	GP	G	A	PTS	PIM
1959-60	Buffalo	AHL	1	0	0	0	0	-	-	-	-	-
1960-61	Buffalo	AHL	62	5	16	21	111	3	0	0	0	11
1961-62	NY Rangers	NHL	44	3	1	4	22	4	0	0	0	2
1962-63	NY Rangers	NHL	36	5	6	11	32	-	-	-	-	-
1962-63	Baltimore	AHL	29	10	9	19	84	-	-	-	-	-
1963-64	NY Rangers	NHL	69	14	11	25	151	-	-	-	-	-
1964-65	NY Rangers	NHL	70	18	20	38	102	-	-	-	-	-
1965-66	NY Rangers	NHL	67	16	19	35	112	-	-	-	-	-
1966-67	NY Rangers	NHL	69	13	20	33	80	4	1	0	1	17
1967-68	NY Rangers	NHL	59	20	19	39	45	6	1	2	3	6
1968-69	NY Rangers	NHL	73	26	40	66	108	4	2	1	3	2
1969-70	NY Rangers	NHL	71	20	34	54	69	-	-	-	-	-
1970-71	NY Rangers	NHL	63	22	22	44	38	12	8	5	13	46
1971-72	NY Rangers	NHL	78	50	56	106	142	16	7	9	16	22
1972-73	NY Rangers	NHL	63	28	34	62	60	9	2	2	4	11
1973-74	NY Rangers	NHL	77	27	28	55	75	6	1	0	1	0
1974-75	Pittsburgh	NHL	78	31	42	73	72	9	4	2	6	0
	<b>NHL Totals</b>		<b>917</b>	<b>293</b>	<b>352</b>	<b>645</b>	<b>1108</b>	<b>70</b>	<b>26</b>	<b>21</b>	<b>47</b>	<b>106</b>
	<b>Pgh. Totals</b>		<b>78</b>	<b>31</b>	<b>42</b>	<b>73</b>	<b>72</b>	<b>9</b>	<b>4</b>	<b>2</b>	<b>6</b>	<b>0</b>

Drafted by N.Y. RANGERS from CHICAGO, June, 1961 . . . Traded to PITTSBURGH by N.Y. RANGERS for Nick Beverley, May 30, 1974.

Drafted from St. Louis U. by PITTSBURGH in fourth round of 1974 Amateur Draft.

### GARY INNESS

Goaltender 6'0" 195 lbs.  
Age: 26 (May 28, 1949)  
Born: Toronto, Ontario  
Shoots: Left




Goaltender Gary Inness developed into an outstanding NHL goaltender in 1974-75. Playing in a club record 57 games during the regular season, he posted 3.09 goals against average. In the playoffs he set a record as the Pens won five straight games with him in the nets. His average for the playoffs was 2.67. In the space of one week during the season Gary turned in his first NHL shutout, had to face Dave Keon in a penalty shot situation and turned in a second shutout in a scoreless tie with Los Angeles. His 24 wins and 1,543 saves were also new Penguin records. In the Civic Arena, Gary was beaten only once in his last 21 regular season games. He also put his name in the offensive record book with two assists. Gary was named the winner of the Unsung Hero Award in 1974-75.

Season	Club	League	Regular Season					Playoffs				
			GP	MP	GA	SO	AVG	GP	MP	GA	SO	AVG
1973-74	Hershey	AHL	20	1160	56	1	2.89	-	-	-	-	-
1973-74	Pittsburgh	NHL	20	1032	56	0	3.26	-	-	-	-	-
1974-75	Pittsburgh	NHL	57	3122	161	2	3.09	9	540	24	0	2.67
	<b>NHL Totals</b>		<b>77</b>	<b>4154</b>	<b>217</b>	<b>2</b>	<b>3.13</b>	<b>9</b>	<b>540</b>	<b>24</b>	<b>0</b>	<b>2.67</b>
	<b>Pgh. Totals</b>		<b>77</b>	<b>4154</b>	<b>217</b>	<b>2</b>	<b>3.13</b>	<b>9</b>	<b>540</b>	<b>24</b>	<b>0</b>	<b>2.67</b>

Signed as free agent in 1973.

### RICK KEHOE

Right Wing 5'11" 180 lbs.  
Age: 24 (July 15, 1951)  
Born: Windsor, Ontario  
Shoots: Right



Rick Kehoe was acquired from Toronto just before training camp last year and the change in climate brought him back to the scoring prominence he is known for throughout the league. His 32 goals made him only the fourth player in Pittsburgh history to score 30 or more in a season. He fell just one shy of equalling his best goal output of his four year career in the NHL. Rick didn't show any mercy on his old team as he scored 6 goals in 5 games, including a three goal hat trick on February 15 in Maple Leaf Gardens. His scoring ability helped center Ron Schock set a new club mark for assists and points during the past season.

Season	Club	League	Regular Season					Playoffs				
			GP	G	A	PTS	PIM	GP	G	A	PTS	PIM
1971-72	Tulsa	CHL	32	18	21	39	20	-	-	-	-	-
1971-72	Toronto	NHL	38	8	8	16	4	2	0	0	0	2
1972-73	Toronto	NHL	77	33	42	75	20	-	-	-	-	-
1973-74	Toronto	NHL	69	18	22	40	8	-	-	-	-	-
1974-75	Pittsburgh	NHL	76	32	31	63	22	9	0	2	2	0
	<b>NHL Totals</b>		<b>260</b>	<b>91</b>	<b>103</b>	<b>194</b>	<b>54</b>	<b>11</b>	<b>0</b>	<b>2</b>	<b>2</b>	<b>2</b>
	<b>Pgh. Totals</b>		<b>76</b>	<b>32</b>	<b>31</b>	<b>63</b>	<b>22</b>	<b>9</b>	<b>0</b>	<b>2</b>	<b>2</b>	<b>0</b>

Drafted from Hamilton by TORONTO in second round of 1971 Amateur Draft . . . Traded to PITTSBURGH by TORONTO for Blaine Stoughton and future considerations, September 13, 1974.

### BOB KELLY

Left Wing 6'2" 195 lbs.  
 Age: 29 (June 6, 1946)  
 Born: Fort William, Ontario  
 Shoots: Left




Everybody knows Bob Kelly's reputation as a fighter throughout hockey, but the big left wing is working on a new style as a goal scorer. Now that Kelly is respected, he is given more room to unload his powerful slap shot that found the range 27 times last year. In the playoffs he tied the club record with 5 goals and 8 points. Bob was another player who came to Pittsburgh in 1974 and became an instant hero. Kelly has two years remaining on his current contract and looks to this year as the season he will hit the 30-goal mark.

Season	Club	League	Regular Season				Playoffs						
			GP	G	A	PTS	PIM	GP	G	A	PTS	PIM	
1969-70	Providence	AHL	65	2	5	7	28	-	-	-	-	-	-
1970-71	Providence	AHL	26	1	0	1	31	-	-	-	-	-	-
1971-72	Okla. City	CHL	6	1	2	3	22	-	-	-	-	-	-
1971-72	Omaha	CHL	3	2	2	4	4	-	-	-	-	-	-
1972-73	Rochester	AHL	70	27	35	62	206	6	4	4	8	18	
1973-74	St. Louis	NHL	37	9	8	17	45	-	-	-	-	-	
1973-74	Pittsburgh	NHL	30	7	10	17	78	-	-	-	-	-	
1974-75	Pittsburgh	NHL	69	27	24	51	120	9	5	3	8	17	
	<b>NHL Totals</b>		<b>136</b>	<b>43</b>	<b>42</b>	<b>85</b>	<b>243</b>	<b>9</b>	<b>5</b>	<b>3</b>	<b>8</b>	<b>17</b>	
	<b>Pgh. Totals</b>		<b>99</b>	<b>34</b>	<b>34</b>	<b>68</b>	<b>198</b>	<b>9</b>	<b>5</b>	<b>3</b>	<b>8</b>	<b>17</b>	

Drafted from Port Arthur by TORONTO in second round of 1967 amateur draft . . . Traded to N.Y. RANGERS by Rochester for Bill Knibbs and cash, July, 1973 . . . Traded by ST. LOUIS by N. Y. RANGERS for Norm Dennis and Don Borgeson, September, 1973 . . . Traded to PITTSBURGH with Ab DeMarco and Steve Durbano by ST. LOUIS for Greg Polis, Bryan Watson and a second round draft choice in the 1974 amateur draft.

### PETER LAFRAMBOISE (La-fram-boys)

Left Wing 6'2" 185 lbs.  
 Age: 25 (January 18, 1950)  
 Born: Ottawa, Ontario  
 Shoots: Left



Pete Laframboise gives the Penguins depth at left wing and at center. A perfect example came last season when Syl Apps was forced out of the lineup with an injury. Pete stepped in and set up Jean Pronovost with his first NHL hat trick in a 3-1 win. Pete knows a bit about hat tricks, he once authored a four-goal performance while playing for California. Pete was acquired from Washington during the all star break and played in 35 games. He killed penalties and played on the power play.

Season	Club	League	Regular Season				Playoffs					
			GP	G	A	PTS	PIM	GP	G	A	PTS	PIM
1970-71	Providence	AHL	64	13	19	32	36	10	0	2	2	4
1971-72	California	NHL	5	0	0	0	0	-	-	-	-	-
1971-72	Baltimore	AHL	72	37	44	81	95	18	5	8	13	24
1972-73	California	NHL	77	16	25	41	26	-	-	-	-	-
1973-74	California	NHL	65	7	7	14	14	-	-	-	-	-
1974-75	Washington	NHL	45	5	10	15	22	-	-	-	-	-
1974-75	Pittsburgh	NHL	35	5	13	18	8	9	1	0	1	0
	<b>NHL Totals</b>		<b>227</b>	<b>33</b>	<b>55</b>	<b>88</b>	<b>70</b>	<b>9</b>	<b>1</b>	<b>0</b>	<b>1</b>	<b>0</b>
	<b>Pgh. Totals</b>		<b>35</b>	<b>5</b>	<b>13</b>	<b>18</b>	<b>8</b>	<b>9</b>	<b>1</b>	<b>0</b>	<b>1</b>	<b>0</b>

Drafted from Ottawa by CALIFORNIA in second round of 1970 Amateur Draft . . . Drafted by WASHINGTON from CALIFORNIA in Expansion Draft, June 12, 1974 . . . Traded to PITTSBURGH by WASHINGTON for Ron Jones, January 20, 1975.

**PIERRE LAROUCHE**


Center 5'11" 175 lbs.  
 Age: 19 (November 16, 1955)  
 Born: Taschereau, Quebec  
 Shoots: Right



Pierre Larouche took the National Hockey League and the City of Pittsburgh by storm last year. Drafted as an underage junior at the age of 18, Pierre was supposed to start in the minors to get some seasoning. He didn't need any. He broke right into the Penguin lineup and went on to lead all rookie scorers in the NHL with 68 points, easily breaking all club records for first year players. Pierre was named Rookie of the Year by Hockey News, and the Sporting News, but finished runnerup in the league balloting. "Lucky Pierre" scored his first NHL goal in the first period of the first game he played against Minnesota. He scored his first NHL hat trick on March 12 against Boston. His first Stanley Cup Playoff goal was a dramatic third period winner against St. Louis in his first playoff game. He can only get better and should rate as one of the best players in the game today. His popularity is unmatched among the young fans in Pittsburgh.

**GORDON LAXTON**

Goaltender 5'10" 195 lbs.  
 Age: 20 (March 16, 1955)  
 Born: Montreal, Quebec  
 Shoots: Left



The first goaltender selected in the 1975 Amateur Draft was Gordon Laxton. Fortunately, he was selected by Pittsburgh as the 13th player overall in the draft. Scouts were amazed he was still available when it was Pittsburgh's turn in the first round and highly recommended the 20-year old goaltender. Last year Gordon played for the New Westminster Bruins of the Western Canada Hockey League where he played in over 100 games in leading the Bruins to the league championship and a second place finish in the Memorial Cup playoffs. Gordon signed a three-year contract just before camp opened, but the Penguins have the option of extending that pact to a five-year deal. A very personable youngster, Gordon gives the Penguins three fine young goalies in the organization.

Season	Club	League	Regular Season					Playoffs				
			GP	G	A	PTS	PIM	GP	G	A	PTS	PIM
1974-75	Pittsburgh	NHL	79	31	37	68	52	9	2	5	7	2
	<b>NHL Totals</b>		<b>79</b>	<b>31</b>	<b>37</b>	<b>68</b>	<b>52</b>	<b>9</b>	<b>2</b>	<b>5</b>	<b>7</b>	<b>2</b>
	<b>Pgh. Totals</b>		<b>79</b>	<b>31</b>	<b>37</b>	<b>68</b>	<b>52</b>	<b>9</b>	<b>2</b>	<b>5</b>	<b>7</b>	<b>2</b>

Drafted from Sorel by PITTSBURGH in first round of 1974 Amateur Draft.

NO PROFESSIONAL RECORD

### LOWELL MACDONALD

Left Wing 5'11" 185 lbs.  
Age: 34 (August 30, 1941)  
Born: New Glasgow, Nova Scotia  
Shoots: Right




When a player scores 27 goals and 60 points, it's tough to say it was an off-year, but for Lowell MacDonald his totals usually start at 30 goals and 75 points. Lowell is already the second highest goal scorer in club history with 104 markers in three seasons. After missing two seasons with four knee operations, Lowell came back to win the Bill Masterton Memorial Trophy. He has won five different club awards and has played in two all star games. His 43 goals in 1973-74 give him a share of the club record with linemate Jean Pronovost.

Season	Club	League	Regular Season					Playoffs				
			GP	G	A	PTS	PIM	GP	G	A	PTS	PIM
1961-62	Detroit	NHL	1	0	0	0	2	-	-	-	-	-
1962-63	Detroit	NHL	26	2	1	3	8	1	0	0	0	2
1962-63	Pittsburgh	AHL	41	20	19	39	4	-	-	-	-	-
1963-64	Detroit	NHL	10	1	4	5	0	-	-	-	-	-
1963-64	Pittsburgh	AHL	59	31	29	60	6	5	3	1	4	2
1964-65	Pittsburgh	AHL	59	16	20	36	10	2	0	0	0	0
1964-65	Detroit	NHL	9	2	1	3	0	-	-	-	-	-
1965-66	Rochester	AHL	1	0	0	0	0	-	-	-	-	-
1965-66	Tulsa	CHL	57	33	25	58	4	11	5	4	9	0
1966-67	Tulsa	CHL	33	14	17	31	8	-	-	-	-	-
1967-68	Los Angeles	NHL	74	21	24	45	12	7	3	4	7	2
1968-69	Springfield	AHL	9	6	9	15	0	-	-	-	-	-
1968-69	Los Angeles	NHL	58	14	14	28	10	7	2	3	5	0
1969-70	Springfield	AHL	14	4	3	7	0	3	0	0	0	0
1970-71	Pittsburgh	NHL	10	0	1	1	0	-	-	-	-	-
1971-72	Injured											
1972-73	Pittsburgh	NHL	78	34	41	75	8	-	-	-	-	-
1973-74	Pittsburgh	NHL	78	43	39	82	14	-	-	-	-	-
1974-75	Pittsburgh	NHL	71	27	33	60	24	9	4	2	6	4
	<b>NHL Totals</b>		<b>415</b>	<b>144</b>	<b>158</b>	<b>302</b>	<b>78</b>	<b>24</b>	<b>9</b>	<b>9</b>	<b>18</b>	<b>8</b>
	<b>Pgh. Totals</b>		<b>237</b>	<b>104</b>	<b>114</b>	<b>218</b>	<b>46</b>	<b>9</b>	<b>4</b>	<b>2</b>	<b>6</b>	<b>4</b>

Traded to TORONTO by DETROIT with Marcel Pronovost, Ed Joyal, Larry Jeffrey and Aut Erickson for Andy Bathgate, Billy Harris and Gary Jarrett, May 1965 . . . Drafted from TORONTO by LOS ANGELES in expansion draft, June, 1967 . . . Drafted from LOS ANGELES by PITTSBURGH in Intra-League draft, June 1970.

### BOB McMANAMA (Mick-man-ah-mah)

Center 5'11" 185 lbs.  
Age: 24 (October 7, 1951)  
Born: Belmont, Massachusetts  
Shoots: Left



Bob McManama continues to improve each season he plays. After being an All-American center at Harvard, Bob moved right into the NHL. The flu cost him a starting spot with the Pens last year, but after averaging a point a game with Hershey he was recalled and finished the season with the Pens. Bob scored 5 goals, with his biggest coming against Boston when he deftly stole the puck from Carol Vadnais and started the Pens on a come from behind victory against Boston. Being a native of Belmont, Massachusetts, the goal meant something special. A spelling mistake helped Pittsburgh win the rights to the young player, and that can only spell trouble for Penguins opponents for many years to come.

Season	Club	League	Regular Season					Playoffs				
			GP	G	A	PTS	PIM	GP	G	A	PTS	PIM
1973-74	Hershey	AHL	26	10	18	28	12	-	-	-	-	-
1973-74	Pittsburgh	NHL	47	5	14	19	18	-	-	-	-	-
1974-75	Hershey	AHL	21	9	13	22	19	-	-	-	-	-
1974-75	Pittsburgh	NHL	40	5	9	14	6	8	0	1	1	6
	<b>NHL Totals</b>		<b>87</b>	<b>10</b>	<b>23</b>	<b>33</b>	<b>24</b>	<b>8</b>	<b>0</b>	<b>1</b>	<b>1</b>	<b>6</b>
	<b>Pgh. Totals</b>		<b>87</b>	<b>10</b>	<b>23</b>	<b>33</b>	<b>24</b>	<b>8</b>	<b>0</b>	<b>1</b>	<b>1</b>	<b>6</b>

Signed as free agent in 1973.



### LEW MORRISON

Right Wing 6'0" 185 lbs.  
 Age: 27 (February 11, 1948)  
 Born: Gainsborough, Saskatchewan  
 Shoots: Right



Lew Morrison was acquired from Washington mid-way through last season and proved to be a strong addition with his penalty killing ability. After three years with Philadelphia and two with Atlanta, Lew wound up with Washington and saw only limited action before coming to the Penguins. He has never been known as a big goal scorer, but has always been a strong defensive player, usually checking opposing high scorers. Lew picked up 7 goals while with the Pens. His biggest goal of the year came on March 26 when he scored an unassisted goal against Ken Dryden that proved to be the winner against Montreal stopping a long winless skein by the Pens against the Canadiens.

### DENNIS OWCHAR (Owe-char)

Defense 5'11" 190 lbs.  
 Age: 22 (March 28, 1953)  
 Born: Dryden, Ontario  
 Shoots: Right



There isn't a harder hitting player in the NHL than defenseman Dennis Owchar. His shoulder checks at mid-ice have led to more than one player looking for the truck that ran him over. After a year and a half of seasoning, Dennis filled in admirably while the Penguins were hit with a rash of injuries to their defensive corps. The rugged defenseman got plenty of experience during the playoffs, filling in when Barry Wilkins was injured. Experience can only make a young player better and that's what is happening to Dennis Owchar.

Season	Club	League	Regular Season					Playoffs				
			GP	G	A	PTS	PIM	GP	G	A	PTS	PIM
1968-69	Quebec	AHL	70	12	13	25	24	15	4	5	9	6
1969-70	Philadelphia	NHL	66	9	10	19	19	-	-	-	-	-
1970-71	Philadelphia	NHL	78	5	7	12	25	4	0	0	0	2
1971-72	Richmond	NHL	12	4	5	9	2	-	-	-	-	-
1971-72	Philadelphia	NHL	58	5	5	10	26	-	-	-	-	-
1972-73	Atlanta	NHL	78	6	9	15	19	-	-	-	-	-
1973-74	Atlanta	NHL	52	1	4	5	0	-	-	-	-	-
1974-75	Washington	NHL	18	0	4	4	6	-	-	-	-	-
1974-75	Pittsburgh	NHL	52	7	5	12	4	9	0	0	0	0
	<b>NHL Totals</b>		<b>402</b>	<b>33</b>	<b>44</b>	<b>77</b>	<b>99</b>	<b>13</b>	<b>0</b>	<b>0</b>	<b>0</b>	<b>2</b>
	<b>Pgh. Totals</b>		<b>52</b>	<b>7</b>	<b>5</b>	<b>12</b>	<b>4</b>	<b>9</b>	<b>0</b>	<b>0</b>	<b>0</b>	<b>0</b>


Drafted from Flin Flon by PHILADELPHIA in first round of 1968 Amateur Draft . . . Drafted from PHILADELPHIA by ATLANTA in Expansion Draft, June 6, 1972 . . . Drafted from ATLANTA by WASHINGTON in Expansion Draft, June 12, 1974 . . . Traded to PITTSBURGH by WASHINGTON for Ron Lalonde December 14, 1974.

Season	Club	League	Regular Season					Playoffs				
			GP	G	A	PTS	PIM	GP	G	A	PTS	PIM
1973-74	Hershey	AHL	74	16	17	33	51	14	1	5	6	14
1974-75	Hershey	AHL	24	3	14	17	31	4	0	1	1	0
1974-75	Pittsburgh	NHL	46	6	11	17	67	6	0	1	1	4
	<b>NHL Totals</b>		<b>46</b>	<b>6</b>	<b>11</b>	<b>17</b>	<b>67</b>	<b>6</b>	<b>0</b>	<b>1</b>	<b>1</b>	<b>4</b>
	<b>Pgh. Totals</b>		<b>46</b>	<b>6</b>	<b>11</b>	<b>17</b>	<b>67</b>	<b>6</b>	<b>0</b>	<b>1</b>	<b>1</b>	<b>4</b>

Drafted from Toronto Marlboros by PITTSBURGH in third round of 1973 amateur draft.

## BOB PARADISE

Defense 6'1" 205 lbs.  
Age: 31 (April 22, 1944)  
Born: St. Paul, Minnesota  
Shoots: Left



Bob Paradise finally got a chance to play regularly and proved he could do the job. The native of St. Paul, Minnesota came to the Pens in a 1974 deal with Atlanta. His hard hitting has added a new dimension to the defensive corps and give the Penguins one of the best group of defensemen in the NHL. Bob was named an alternate captain last year because of his on and off ice leadership abilities. Bob is currently on the second year of a five-year deal.

Season	Club	League	Regular Season					Playoffs				
			GP	G	A	PTS	PIM	GP	G	A	PTS	PIM
1969-70	Omaha	CHL	61	3	14	17	98	12	0	2	2	27
1970-71	Montreal	AHL	72	0	9	9	107	3	0	0	0	0
1971-72	Seattle	WHL	54	5	8	13	80	-	-	-	-	-
1971-72	Cleveland	AHL	4	0	0	0	0	-	-	-	-	-
1971-72	Minnesota	NHL	6	0	0	0	6	4	0	0	0	2
1972-73	Atlanta	NHL	71	1	7	8	103	-	-	-	-	-
1973-74	Atlanta	NHL	18	0	1	1	13	-	-	-	-	-
1973-74	Pittsburgh	NHL	38	2	7	9	39	-	-	-	-	-
1974-75	Pittsburgh	NHL	78	3	15	18	109	6	0	1	1	17
	<b>NHL Totals</b>		<b>211</b>	<b>6</b>	<b>30</b>	<b>36</b>	<b>270</b>	<b>10</b>	<b>0</b>	<b>1</b>	<b>1</b>	<b>19</b>
	<b>Pgh. Totals</b>		<b>116</b>	<b>5</b>	<b>22</b>	<b>27</b>	<b>148</b>	<b>6</b>	<b>0</b>	<b>1</b>	<b>1</b>	<b>17</b>

Sold to MINNESOTA by MONTREAL for future considerations, May, 1971 . . . Traded to ATLANTA by MINNESOTA for future considerations, June, 1972 . . . Traded to PITTSBURGH by ATLANTA with Chuck Arnason for Al McDonough, January 4, 1974.

## MICHEL PLASSE

Goaltender 5'11" 160 lbs.  
Age: 27 (June 1, 1948)  
Born: Montreal, Quebec  
Shoots: Left



Michel Plasse helps give the Penguins a strong goaltending duo. Michel will always be known as the first goalie ever to score a goal in a professional hockey game, but he would rather gain a reputation as an outstanding goalie. Michel came to the Penguins from Kansas City and posted an unbeaten record at home in 8 games before being injured and missing the last month of the season and playoffs. He posted two big victories in Vancouver and California in the space of four days in which he was named the star of the game in both contests. He was named the star of the game in five straight starts. He set a team record of 22 saves in one period on March 2 when he beat the Rangers in New York when he stopped 42 shots.

Season	Club	League	Regular Season					Playoffs				
			GP	MP	GA	SO	AVG	GP	MP	GA	SO	AVG
1968-69	Cleveland	AHL	7	320	27	0	5.40	-	-	-	-	-
1969-70	Jacksonville	EHL	61	3659	297	0	4.87	-	-	-	-	-
1970-71	Kansas City	CHL	16	960	42	0	2.63	-	-	-	-	-
1970-71	St. Louis	NHL	1	60	3	0	3.00	-	-	-	-	-
1971-72	Nova Scotia	AHL	36	2036	94	1	2.77	15	912	19	3	1.25
1972-73	Montreal	NHL	17	932	40	0	2.58	-	-	-	-	-
1973-74	Montreal	NHL	15	839	57	0	4.08	-	-	-	-	-
1974-75	Kansas City	NHL	24	1420	96	0	4.06	-	-	-	-	-
1974-75	Pittsburgh	NHL	20	1094	73	0	4.00	-	-	-	-	-
	<b>NHL Totals</b>		<b>77</b>	<b>4345</b>	<b>269</b>	<b>0</b>	<b>3.71</b>	<b>-</b>	<b>-</b>	<b>-</b>	<b>-</b>	<b>-</b>
	<b>Pgh. Totals</b>		<b>20</b>	<b>1094</b>	<b>73</b>	<b>0</b>	<b>4.00</b>	<b>-</b>	<b>-</b>	<b>-</b>	<b>-</b>	<b>-</b>

Drafted by KANSAS CITY from MONTREAL in Expansion Draft, June 12, 1974 . . . Traded to PITTSBURGH by KANSAS CITY for Denis Herron and Jean Guy Legace, January 10, 1975.

**JEAN PRONOVOST (PROE-NO-VOE)**

Right Wing 6'0" 185 lbs.  
 Age: 29 (December 18, 1945)  
 Born: Shawinigan Falls, Quebec  
 Shoots: Right



Jean Pronovost finally got some national recognition last year when he was selected to play in the all star game in Montreal. After a 40-goal season, Jean followed up with a record equalling 43 goals, and only an aggravating hand injury kept him from hitting 50. He is Pittsburgh's all-time leading point (370) and goal (191) scorer. He has scored 20 or more goals in six straight years in the NHL. After a long string of two-goal games, Jean finally scored his first NHL hat trick against Washington. He has won the player's player award four times and the most valuable player award three times. In 1974-75 he won his first Equibank goal scoring award. Twice he has scored goals in 7 consecutive games and has twice scored 11 goals in one month. He also set a club record with 9 winning goals last year.

Season	Club	League	Regular Season					Playoffs				
			GP	G	A	PTS	PIM	GP	G	A	PTS	PIM
1966-67	Okla. City	CHL	68	21	24	45	81	11	5	2	7	12
1967-68	Okla. City	CHL	49	25	25	50	41	7	3	4	7	6
1968-69	Pittsburgh	NHL	76	16	25	41	41	-	-	-	-	-
1969-70	Pittsburgh	NHL	72	20	21	41	45	10	3	4	7	2
1970-71	Pittsburgh	NHL	78	21	24	45	35	-	-	-	-	-
1971-72	Pittsburgh	NHL	68	30	23	53	12	4	1	1	2	0
1972-73	Pittsburgh	NHL	66	21	22	43	16	-	-	-	-	-
1973-74	Pittsburgh	NHL	77	40	32	72	22	-	-	-	-	-
1974-75	Pittsburgh	NHL	78	43	32	75	37	9	3	3	6	6
<b>NHL Totals</b>			<b>515</b>	<b>191</b>	<b>179</b>	<b>370</b>	<b>208</b>	<b>23</b>	<b>7</b>	<b>8</b>	<b>15</b>	<b>8</b>
<b>Pgh. Totals</b>			<b>515</b>	<b>191</b>	<b>179</b>	<b>370</b>	<b>208</b>	<b>23</b>	<b>7</b>	<b>8</b>	<b>15</b>	<b>8</b>

Sold to PITTSBURGH by BOSTON, May 21, 1968.

**RON SCHOCK**

Center 5'11" 180 lbs.  
 Age: 31 (December 19, 1943)  
 Born: Chappleau, Ontario  
 Shoots: Left




Captain Ron Schock turned from steady defensive forward into scorer extraordinaire. Setting club records of 63 assists and 86 points, Ron had the satisfaction of seeing both of his wingers, Vic Hadfield and Rick Kehoe score 30 or more goals. Besides winning the scoring trophy, he was selected as the player's player and shared the most valuable player award with Ron Stackhouse. He needs two more points to reach 400 in the NHL. Ron also leads the Pens in lifetime shorthanded goals with 12.

Season	Club	League	Regular Season					Playoffs				
			GP	G	A	PTS	PIM	GP	G	A	PTS	PIM
1962-63	Kingston	EPHL	1	0	1	1	0	-	-	-	-	-
1963-64	Minneapolis	CHL	-	-	-	-	-	2	0	3	3	0
1963-64	Boston	NHL	5	1	2	3	0	-	-	-	-	-
1964-65	Boston	NHL	33	4	7	11	14	-	-	-	-	-
1965-66	Boston	NHL	24	2	2	4	6	-	-	-	-	-
1965-66	San Francisco	WHL	43	11	21	32	28	7	1	5	6	6
1966-67	Boston	NHL	66	10	20	30	8	-	-	-	-	-
1967-68	Kansas City	CHL	10	2	8	10	2	-	-	-	-	-
1967-68	St. Louis	NHL	55	9	9	18	17	12	1	2	3	0
1968-69	St. Louis	NHL	67	12	27	39	14	12	1	2	3	6
1969-70	Pittsburgh	NHL	76	8	21	29	40	10	1	6	7	7
1970-71	Pittsburgh	NHL	71	14	26	40	20	-	-	-	-	-
1971-72	Pittsburgh	NHL	77	17	29	46	22	4	1	0	1	6
1972-73	Pittsburgh	NHL	78	13	36	49	23	-	-	-	-	-
1973-74	Pittsburgh	NHL	77	14	29	43	22	-	-	-	-	-
1974-75	Pittsburgh	NHL	80	23	63	86	36	9	0	4	4	10
<b>NHL Totals</b>			<b>709</b>	<b>127</b>	<b>271</b>	<b>398</b>	<b>222</b>	<b>47</b>	<b>4</b>	<b>14</b>	<b>18</b>	<b>29</b>
<b>Pgh. Totals</b>			<b>459</b>	<b>89</b>	<b>204</b>	<b>293</b>	<b>163</b>	<b>23</b>	<b>2</b>	<b>10</b>	<b>12</b>	<b>23</b>

Drafted by ST. LOUIS from BOSTON in expansion draft, June 6, 1967 . . . Traded to PITTSBURGH by ST. LOUIS with Craig Cameron for Lou Angotti and Pittsburgh's first choice in the 1971 amateur draft, June 6, 1969.

## RON STACKHOUSE

Defense 6'3 210 lbs.  
Age: 26 (August 26, 1949)  
Born: Haliburton, Ontario  
Shoots: Right




Defenseman Ron Stackhouse turned into a one man offensive machine. He tied the club record with 15 goals by a defenseman, but shattered the previous marks for assists and points. On March 8 he put his name in the NHL record book with 6 assists in one game and 4 in one period. He set up 22 power play goals and picked up 28 points while teaming with Vic Hadfield on the points of the power play. He shared the most valuable player award with Ron Schock. After five years in the NHL, Ron finally got a chance to play in the playoffs and responded with 8 points, tops on the club with Bob Kelly.

Season	Club	League	Regular Season					Playoffs				
			GP	G	A	PTS	PIM	GP	G	A	PTS	PIM
1969-70	Providence	AHL	65	1	5	6	37	—	—	—	—	—
1969-70	Seattle	WHL	—	—	—	—	—	5	0	0	0	0
1970-71	California	NHL	78	8	24	32	73	—	—	—	—	—
1971-72	California	NHL	6	1	3	4	6	—	—	—	—	—
1971-72	Detroit	NHL	73	5	25	30	83	—	—	—	—	—
1972-73	Detroit	NHL	78	5	29	34	82	—	—	—	—	—
1973-74	Detroit	NHL	33	2	14	16	33	—	—	—	—	—
1973-74	Pittsburgh	NHL	36	4	15	19	33	—	—	—	—	—
1974-75	Pittsburgh	NHL	72	15	45	60	52	9	2	6	8	10
	<b>NHL Totals</b>		<b>376</b>	<b>40</b>	<b>155</b>	<b>195</b>	<b>362</b>	<b>9</b>	<b>2</b>	<b>6</b>	<b>8</b>	<b>10</b>
	<b>Pgh. Totals</b>		<b>108</b>	<b>19</b>	<b>60</b>	<b>79</b>	<b>85</b>	<b>9</b>	<b>2</b>	<b>6</b>	<b>8</b>	<b>10</b>

Drafted from Peterborough Petes by CALIFORNIA in second round of 1969 amateur draft . . . Traded to DETROIT by CALIFORNIA for Tom Webster, October 22, 1971 . . . Traded to PITTSBURGH by DETROIT for Jim Rutherford and Jack Lynch, January 17, 1974.

## BARRY WILKINS

Defense 5'11" 190 lbs.  
Age: 28 (February 28, 1947)  
Born: Toronto, Ontario  
Shoots: Left



A puck in the mouth for 50 stitches . . . a broken cheekbone and a separated shoulder . . . other than that Barry Wilkins was healthy in 1974-75. Barry was acquired from Vancouver in October and after two freak injuries he went on to lead the club in the plus/Minus category. He and Colin Campbell went a stretch of 20 games without being minus. Barry's absence was felt when he was injured in the first game of the playoffs against the New York Islanders with a separated shoulder. Barry is another Penguin who likes to throw his weight around in the corners and is a smart hockey player.

Season	Club	League	Regular Season					Playoffs				
			GP	G	A	PTS	PIM	GP	G	A	PTS	PIM
1966-67	Boston	NHL	1	0	0	0	0	—	—	—	—	—
1967-68	Okla. City	CHL	69	6	27	33	146	7	1	0	1	12
1968-69	Boston	NHL	1	1	0	1	0	—	—	—	—	—
968-69	Okla. City	CHL	69	14	32	46	164	12	3	7	10	26
1969-70	Boston	NHL	6	0	0	0	2	—	—	—	—	—
1969-70	Okla. City	CHL	61	11	41	52	204	—	—	—	—	—
1970-71	Vancouver	NHL	70	5	18	23	131	—	—	—	—	—
1971-72	Vancouver	NHL	45	2	5	7	65	—	—	—	—	—
1972-73	Vancouver	NHL	76	11	17	28	133	—	—	—	—	—
1973-74	Vancouver	NHL	78	3	28	31	123	—	—	—	—	—
1974-75	Vancouver	NHL	8	0	1	1	6	—	—	—	—	—
1974-75	Pittsburgh	NHL	58	5	29	34	97	3	0	0	0	0
	<b>NHL Totals</b>		<b>343</b>	<b>27</b>	<b>98</b>	<b>125</b>	<b>557</b>	<b>3</b>	<b>0</b>	<b>0</b>	<b>0</b>	<b>0</b>
	<b>Pgh. Totals</b>		<b>58</b>	<b>5</b>	<b>29</b>	<b>34</b>	<b>97</b>	<b>3</b>	<b>0</b>	<b>0</b>	<b>0</b>	<b>0</b>

Drafted by VANCOUVER from BOSTON in Expansion Draft, June, 10, 1970 . . . Traded to PITTSBURGH by VANCOUVER for Ab DeMarco, November 1, 1974.



**DON ATCHISON**

Goaltender 6'3" 195 lbs.  
 Age: 23 (March 14, 1952)  
 Born: Saskatoon, Saskatchewan  
 Shoots: Left

Season	Club	League	Regular Season					Playoffs				
			GP	MP	GA	SO	AVG	GP	MP	GA	SO	AVG
1972-73	Fort Wayne	IHL	30	1774	87	2	2.94	8	489	17	1	2.09
1973-74	Fort Wayne	IHL	24	1311	109	0	5.00	-	-	-	-	-
1974-75	Johnstown	NAHL	14	683	41	0	3.60	-	-	-	-	-

Drafted from Saskatoon by PITTSBURGH in eleventh round of 1972 Amateur Draft.

**YVES BERGERON**

Right Wing 5'9" 165 lbs.  
 Age: 23 (January 11, 1950)  
 Born: Malartic, Quebec  
 Shoots: Right



Season	Club	League	Regular Season					Playoffs				
			GP	G	A	PTS	PIM	GP	G	A	PTS	PIM
1972-73	Quebec	WHA	65	14	19	33	32	-	-	-	-	-
1973-74	Maine	NAHL	73	27	51	78	54	-	-	-	-	-
1974-75	Hershey	AHL	67	31	28	59	116	12	4	9	13	46
1974-75	Pittsburgh	NHL	2	0	0	0	0	-	-	-	-	-
	NHL Totals		2	0	0	0	0	-	-	-	-	-
	Pgh. Totals		2	0	0	0	0	-	-	-	-	-

Drafted from Shawinigan by PITTSBURGH in eighth round of 1972 Amateur Draft.



**JACQUES COSSETTE**

Right Wing 5'8" 185 lbs.  
 Age: 21 (June 20, 1954)  
 Born: Rouyn Noranda, Quebec  
 Shoots: Right

Season	Club	League	Regular Season					Playoffs				
			GP	G	A	PTS	PIM	GP	G	A	PTS	PIM
1974-75	Hershey	AHL	62	15	17	32	92	5	1	1	2	0

Drafted from Sorel by PITTSBURGH in second round of 1974 Amateur Draft.

**NELSON DEBENEDET (Dee-ben-ah-det)**

Left Wing 6'1" 205 lbs.  
 Age: 27 (December 31, 1947)  
 Born: Cordenons, Italy  
 Shoots: Left




Season	Club	League	Regular Season					Playoffs				
			GP	G	A	PTS	PIM	GP	G	A	PTS	PIM
1971-72	Fort Worth	CHL	14	2	4	6	15	-	-	-	-	-
1971-72	Tidewater	AHL	22	4	3	7	12	-	-	-	-	-
1972-73	Tidewater	AHL	76	29	27	56	64	13	2	5	7	6
1973-74	Virginia	AHL	39	8	15	23	40	-	-	-	-	-
1973-74	Detroit	NHL	15	4	1	5	2	-	-	-	-	-
1974-75	Hershey	AHL	35	6	6	12	13	12	2	4	6	2
1974-75	Pittsburgh	NHL	31	6	3	9	11	-	-	-	-	-
	NHL Totals		46	10	4	14	13	-	-	-	-	-
	Pgh. Totals		31	6	3	9	11	-	-	-	-	-

Traded to PITTSBURGH by DETROIT for Hank Nowak and a third round draft choice in the 1974 amateur draft.

**TERRY EWASIUK (E-wahs-yuk)**

Left Wing 6'2" 205 lbs.  
 Age: 21 (October 26, 1953)  
 Born: Smokey Lake, Alberta  
 Shoots: Left



Season	Club	League	Regular Season					Playoffs				
			GP	G	A	PTS	PIM	GP	G	A	PTS	PIM
1973-74	Hershey	AHL	71	14	23	37	117	14	5	2	7	26
1974-75	Hershey	AHL	63	10	24	34	99	12	2	3	5	11

Drafted from Victoria by PITTSBURGH in sixth round of 1973 amateur draft.

**KELLY PRATT**

Right Wing 5'9" 175 lbs.  
 Age: 22 (February 8, 1953)  
 Born: High Prairie, Alberta  
 Shoots: Right



Season	Club	League	Regular Season					Playoffs				
			GP	G	A	PTS	PIM	GP	G	A	PTS	PIM
1973-74	Jacksonville	AHL	16	2	6	8	24	-	-	-	-	-
1973-74	Winnipeg	WHA	46	4	6	10	50	-	-	-	-	-
1974-75	Hershey	AHL	31	7	10	17	97	8	0	2	2	14
1975-75	Pittsburgh	NHL	22	0	6	6	15	-	-	-	-	-
	NHL Totals		22	0	6	6	15	-	-	-	-	-
	Pgh. Totals		22	0	6	6	15	-	-	-	-	-

Signed by PITTSBURGH as free agent.



**BOB STUMPF**

Defense 6'1" 195 lbs.  
Age: 22 (April 25, 1953)  
Born: Milo, Alberta  
Shoots: Right

Season	Club	League	Regular Season					Playoffs				
			GP	G	A	PTS	PIM	GP	G	A	PTS	PIM
1973-74	Richmond	AHL	6	0	4	4	6	-	-	-	-	-
1973-74	Denver	WHL	67	18	20	38	85	-	-	-	-	-
1974-75	Denver	WHL	34	3	14	17	72	-	-	-	-	-
1974-75	St. Louis	NHL	8	1	1	2	16	-	-	-	-	-
1974-75	Hershey	AHL	17	2	4	6	18	-	-	-	-	-
1974-75	Pittsburgh	NHL	3	0	0	0	4	-	-	-	-	-
	<b>NHL Totals</b>		<b>10</b>	<b>1</b>	<b>1</b>	<b>2</b>	<b>20</b>	-	-	-	-	-
	<b>Pgh. Totals</b>		<b>3</b>	<b>0</b>	<b>0</b>	<b>0</b>	<b>4</b>	-	-	-	-	-

Drafted from New Westminster by PHILADELPHIA in third round of 1973 Amateur Draft . . . Traded to ST. LOUIS by PHILADELPHIA for George Pesut, November, 1973 . . . Traded to PITTSBURGH by ST. LOUIS for Bernie Lukowich.

**GUIDO TENESI (Gwee-doe Ten-ee-see)**

Defense 6'1" 195 lbs.  
Age: 22 (July 5, 1953)  
Born: Detroit, Michigan  
Shoots: Left



Season	Club	League	Regular Season					Playoffs				
			GP	G	A	PTS	PIM	GP	G	A	PTS	PIM
1973-74	Tulsa	CHL	21	2	4	6	31	-	-	-	-	-
1973-74	Hershey	AHL	10	0	0	0	8	-	-	-	-	-
1974-75	Johnstown	NAHL	69	12	30	42	112	-	-	-	-	-
1974-75	Hershey	AHL	4	0	0	0	10	4	0	1	1	2

Drafted from Oshawa by PITTSBURGH in fourth round of 1973 Amateur Draft.



**BRIAN WALKER**

Right Wing 5'10" 180 lbs.  
Age: 23 (May 4, 1952)  
Born: Beaver Lodge, Alberta  
Shoots: Right

Season	Club	League	Regular Season					Playoffs				
			GP	G	A	PTS	PIM	GP	G	A	PTS	PIM
1972-73	Hershey	AHL	3	1	0	1	0	-	-	-	-	-
1972-73	Fort Wayne	IHL	53	24	47	71	24	9	7	6	13	4
1973-74	Injured											
1974-75	Fort Wayne	IHL	70	38	41	79	54	-	-	-	-	-
1974-75	Hershey	AHL	2	0	0	0	0	-	-	-	-	-

Drafted from Calgary Centennials by PITTSBURGH in fifth round of 1972 amateur draft.

**PITTSBURGH AMATEUR DRAFT SELECTIONS**

ROUND	PLAYER	TEAM
<b>1969</b>		
1st	Rick Kessell	Oshawa Generals
2nd	Michel Briere	Shawinigan Falls Bruins
3rd	Yvon Labre	Toronto Marlboros
4th	Rusty Patenaude	Calgary Centennials
5th	Paul Hoganson	Toronto Marlboros
<b>1970</b>		
1st	Greg Polis	Estevan Bruins
2nd	John Stewart	Flin Flon Bombers
3rd	Larry Bignell	Edmonton Oil Kings
4th	Connie Forey	Ottawa 67's
5th	Steve Cardwell	Oshawa Generals
6th	Bob Fitchener	Brandon Wheat Kings
7th	Jim Pearson	St. Catharines Black Hawks
8th	Cam Newton	Kitchener Rangers
9th	Ron Lemieux	Dauphin Jrs.
<b>1971</b>		
2nd	Brian McKenzie	St. Catharines Black Hawks
3rd	Joe Noris	Toronto Marlboros
4th	Gerry Methe	Oshawa Generals
5th	Dave Murphy	North Dakota University
6th	Ian Williams	Notre Dame University
7th	Doug Elliott	Harvard University
<b>1972</b>		
2nd	Jack Lynch	Oshawa Generals
2nd	Bernie Lukowich	New Westminster Royals
3rd	Denis Herron	Three Rivers Dukes
4th	Ron Lalonde	Peterborough Petes
5th	Brian Walker	Calgary Centennials
6th	Jeff Ablett	Medicine Hat Tigers
7th	D'Arcy Keating	Notre Dame University
8th	Yves Bergeron	Shawinigan Bruins
9th	Jay Babcock	London Knights
10th	Don Atchison	Saskatoon Blades
<b>1973</b>		
1st	Blaine Stoughton	Flin Flon Bombers
2nd	Wayne Bianchin	Flin Flon Bombers
2nd	Colin Campbell	Peterborough Petes
3rd	Dennis Owchar	Toronto Marlboros
4th	Guido Tenisi	Oshawa Generals
5th	Don Seiling	Oshawa Generals
6th	Terry Ewasiuk	Victoria Cougars
7th	Fred Comrie	Edmonton Oil Kings
8th	Gord Lane	New Westminster Royals
9th	Randy Aimoe	Medicine Hat Tigers
10th	Don McLeod	Saskatoon Blades

PITTSBURGH AMATEUR DRAFT SELECTIONS (Cont'd.)

1974-75 NHL SCORING LEADERS

ROUND	PLAYER	TEAM
<b>1974</b>		
1st	Pierre Larouche	Sorel Black Hawks
2nd	Jacques Cossette	Sorel Black Hawks
4th	Mario Faubert	St. Louis U.
5th	Bruce Aberhart	London Knights
6th	William Schneider	Minnesota U.
7th	Robbie Laird	Regina Pats
8th	Larry Finck	St. Catherines Black Hawks
9th	Jim Chicoyne	Brandon Wheat Kings
10th	Rick Uhrich	Regina Pats
11th	Serge Gamelin	Sorel Black Hawks
12th	Richard Perron	Quebec Remparts
13th	Richard Hindmarch	U. of Calgary
14th	William Davis	Colgate U.
15th	J. D. Mathers	Northeastern U.
<b>1975</b>		
1st	Gordon Laxton	New Westminster Bruins
2nd	Russ Anderson	Minnesota U.
3rd	Paul Baxter	Cleveland Crusaders
4th	Stu Younger	Michigan Tech
5th	Kim Clackson	Victoria Cougars
6th	Peter Morris	Victoria Cougars
7th	Mike Will	Edmonton Oil Kings
8th	Tapio Levo	Finland Nationals
9th	Bryon Shutt	Bowling Green U.
10th	Frank Salive	Peterborough Petes
11th	John Glynne	U. of Vermont
12th	Lex Hudson	Denver U.
13th	Dan Tsubouchi	St. Louis U.
14th	Bronislav Stankovsky	Fargo-Moorhead
18th	Kelly Secord	New Westminster Bruins

NAME -- TEAM	GP	G	A	PTS
Bobby Orr, Boston	80	46	89	135
Phil Esposito, Boston	79	61	66	127
Marcel Dionne, Detroit	80	47	74	121
Guy Lafleur, Montreal	70	53	66	119
Pete Mahovlich, Montreal	80	35	82	117
Bobby Clarke, Philadelphia	80	27	89	116
Rene Robert, Buffalo	74	40	60	100
Rod Gilbert, NY Rangers	76	36	61	97
Gilbert Perreault, Buffalo	68	52	43	96
Rick Martin, Buffalo	68	52	43	95
Jacques Lemaire, Montreal	80	36	56	92
Jean Ratelle, NY Rangers	79	36	55	91
Steve Vickers, NY Rangers	80	41	48	89
Danny Grant, Detroit	80	50	36	86
Stan Mikita, Chicago	79	36	50	86
<b>Ron Schock, Pittsburgh</b>	<b>80</b>	<b>23</b>	<b>63</b>	<b>86</b>
John Bucyk, Boston	78	29	52	81
Darryl Sittler, Toronto	72	36	44	80
Garry Unger, St. Louis	80	36	44	80
Rick MacLeish, Philadelphia	80	38	41	79
<b>Syl Apps, Pittsburgh</b>	<b>79</b>	<b>24</b>	<b>55</b>	<b>79</b>
Reggie Leach, Philadelphia	80	46	32	78
Gregg Sheppard, Boston	76	30	48	78
Andre Boudrias, Vancouver	77	16	62	78
Tom Lysiak, Atlanta	77	25	52	77

SEASON LEADERS

YEAR	GOALS	ASSISTS	POINTS
1974-75	Jean Pronovost — 43	Ron Schock — 63	Ron Schock — 86
1973-74	Lowell MacDonald — 43	Syl Apps — 61	Syl Apps — 85
1972-73	Al McDonough — 35	Syl Apps — 56	Syl Apps — 85
1971-72	Jean Pronovost — 30 Greg Polis — 30	Syl Apps — 44	Syl Apps — 59
1970-71	Jean Pronovost — 21 Dean Prentice — 21 Keith McCreary — 21	Bryan Hextall — 32	Bryan Hextall — 48
1969-70	Dean Prentice — 26	Michel Briere — 32	Dean Prentice — 51
1968-69	Keith McCreary — 25	Charlie Burns — 38	Ken Schinkel — 52
1967-68	Ab McDonald — 22	Andy Bathgate — 39	Andy Bathgate — 59

LEAGUE LEADERS

<b>Goals</b>	Phil Esposito, Boston	61
<b>Assists</b>	Bobby Orr, Boston	89
	Bobby Clarke, Philadelphia	89
<b>Points</b>	Bobby Orr, Boston	135
<b>Penalty Minutes</b>	Dave Schultz, Philadelphia	472
<b>Power Play Goals</b>	Phil Esposito, Boston	27
<b>Shorthanded Goals</b>	Marcel Dionne, Detroit	10
<b>Winning Goals</b>	Guy Lafleur, Montreal	11
	Reggie Leach, Philadelphia	11
<b>Goals Against Avg.</b>	Bernie Parent, Philadelphia	2.03
<b>Shutouts</b>	Bernie Parent, Philadelphia	12

### 1974-75 SCORING REGULAR SEASON

NAME	GP	G	A	PTS	PIM
Ron Schock	80	23	63	86	36
Syl Apps	79	24	55	79	43
Jean Pronovost	78	43	32	75	37
Vic Hadfield	78	31	42	73	72
Pierre Larouche	79	31	37	68	52
Rick Kehoe	76	32	31	63	22
Lowell MacDonald	71	27	33	60	24
Ron Stackhouse	72	15	45	60	52
Chuck Arnason	78	26	32	58	32
Bob Kelly	69	27	24	51	120
Barry Wilkins	65	5	30	35	103
(with Pittsburgh)	58	5	29	34	97
Pete Laframboise	80	10	23	33	30
(with Pittsburgh)	35	5	13	18	8
Colin Campbell	59	4	15	19	172
Bob Paradise	78	3	15	18	109
Dennis Owchar	46	6	11	17	67
Dave Burrows	78	2	15	17	49
Lew Morrison	70	7	9	16	10
(with Pittsburgh)	52	7	5	12	4
Bob McManama	40	5	9	14	6
Nelson Debenedet	31	6	3	9	11
Jean Guy Lagace	27	1	8	9	39
Kelly Pratt	22	0	6	6	15
Ab DeMarco	8	2	1	3	4
Ron Lalonde	24	0	3	3	0
Bob Stumpf	10	1	1	2	20
(With Pittsburgh)	3	0	0	0	4
Michel Plasse	44	0	2	2	24
(with Pittsburgh)	20	0	1	1	6
Gary Inness	57	0	2	2	2
Mario Faubert	10	1	0	1	6
Steve Durbano	1	0	1	1	10
Yves Bergeron	2	0	0	0	0
Wayne Bianchin	2	0	0	0	0
Denis Herron	3	0	0	0	0
Harvey Bennett	7	0	0	0	0
Bob Johnson	12	0	0	0	6
Bench					14
<b>TOTAL</b>	<b>80</b>	<b>326</b>	<b>531</b>	<b>857</b>	<b>1119</b>

### 1974-75 SCORING REGULAR SEASON (Cont'd.)

NAME	GP	MP	GOALIES				AVG	W-L-T
			GF	GA	ENG	SO		
Gary Inness	57	3122	212	161	4	2	3.09	24-18-10
Michel Plasse	20	1094	77	73	0	0	4.00	9-5-4
Bob Johnson	12	476	27	40	0	0	5.04	3-4-1
Denis Herron	3	108	10	11	0	0	6.11	1-1-0
<b>TOTAL</b>	<b>80</b>	<b>4800</b>	<b>326</b>	<b>285</b>	<b>4</b>	<b>2</b>	<b>3.61</b>	<b>37-28-15</b>

### 1974-75 PLAYOFF SCORING

NAME	GP	G	A	PTS	PIM
Bob Kelly	9	5	3	8	17
Ron Stackhouse	9	2	6	8	10
Pierre Larouche	9	2	5	7	2
Vic Hadfield	9	4	2	6	0
Lowell MacDonald	9	4	2	6	4
Jean Pronovost	9	3	3	6	6
Chuck Arnason	9	2	4	6	4
Syl Apps	9	2	3	5	9
Colin Campbell	9	1	3	4	21
Ron Schock	9	0	4	4	10
Dave Burrows	9	1	1	2	12
Rick Kehoe	9	0	2	2	0
Peter Laframboise	9	1	0	1	0
Dennis Owchar	6	0	1	1	4
Bob Paradise	6	0	1	1	17
Bob McManama	8	0	1	1	6
Larry Bignell	3	0	0	0	2
Barry Wilkins	3	0	0	0	0
Gary Inness	9	0	0	0	2
Lew Morrison	9	0	0	0	0
<b>TOTAL</b>	<b>9</b>	<b>27</b>	<b>41</b>	<b>68</b>	<b>126</b>

GOALTENDING	GP	MP	GA	ENG	SO	AVG	W-L
Gary Inness	9	540	24	3	0	2.67	5-4



## 1974-75 INDIVIDUAL SCORING BREAKDOWN

NAME	WG	TG	GF	PPG	SHG	H	A	1H	2H	TOT
Syl Apps	6	0	5	4	1	12	12	17	7	24
Chuck Arnason	3	0	2	7	0	11	15	13	13	26
Dave Burrows	1	0	0	0	0	1	1	1	1	2
Colin Campbell	0	0	1	0	1	3	1	0	4	4
Nelson Debenedet	0	0	1	1	0	4	2	6	0	6
Ab DeMarco	0	0	0	1	0	2	0	2	0	2
Mario Faubert	0	0	0	1	0	1	0	1	0	1
Vic Hadfield	3	1	5	7	4*	22	9	14	17	31
Rick Kehoe	0	2	4	3	1	19	13	17	15	32
Bob Kelly	1	5*	3	5	0	14	13	15	12	27
Pete Laframboise	0	0	2	3	0	2	3	0	5	5
Jean Guy Lagace	1	0	0	0	0	1	0	1	0	1
Pierre Larouche	4	2	2	5	0	22	9	13	18	31
Lowell MacDonald	5	0	1	6	0	17	10	12	15	27
Bob McManama	0	0	0	0	0	4	1	0	5	5
Lew Morrison	1	0	0	1	1	2	5	1	6	7
Dennis Owchar	0	0	0	0	0	4	2	5	1	6
Bob Paradise	0	0	0	0	0	2	1	1	2	3
Jean Pronovost	9*	3	8*	11*	1	26*	17*	20*	23*	43*
Ron Schock	3	0	5	3	2	13	10	15	8	23
Ron Stackhouse	0	1	2	6	1	6	9	6	9	15
Barry Wilkins	0	0	2	0	1	4	1	2	3	5
<b>TOTAL</b>	<b>37</b>	<b>14</b>	<b>43</b>	<b>64</b>	<b>13</b>	<b>192</b>	<b>134</b>	<b>162</b>	<b>164</b>	<b>326</b>

Key to Abbreviations: WG – Winning Goals; TG – Tying Goals; GF – First Goal of Game; PPG – Power Play Goals; SHG – Shorthanded Goals; H – Home Goals; A – Away Goals; 1H – First Half of Season; 2H – Second Half of Season; TOT – Total Goals.

\* Denotes Leader in Category.

## PITTSBURGH CAREER SCORING – EIGHT YEARS

NAME	GP	G	A	PTS	PIM
Jean Pronovost	515	191	179	370	208
Syl Apps	334	101	232	333	195
Ron Schock	459	89	204	293	163
Ken Schinkel	371	93	143	236	86
Lowell MacDonald	237	104	114	218	46
Bryan Hextall	335	71	115	186	498
Greg Polis	256	88	70	158	146
Keith McCreary	292	82	59	141	199
Al McDonough	152	56	74	130	46
Val Fonteyne	349	39	82	121	4
Duane Rupp	265	21	83	104	170
Andy Bathgate	150	35	68	103	89
Nick Harbaruk	308	40	61	101	257
Wally Boyer	203	32	62	94	81
Bob Woytowich	248	22	71	93	151
Dean Prentice	144	47	42	89	32
Ron Stackhouse	108	19	60	79	85
Chuck Arnason	119	39	37	76	36
Vic Hadfield	78	31	42	73	72
Dave Burrows	304	10	63	73	169
Darryl Edestrand	158	25	47	72	140
Bob Kelly	99	34	34	68	198
Pierre Larouche	79	31	37	68	52
Bryan Watson	304	8	57	65	871
Rick Kehoe	76	32	31	63	22
Earl Ingarfield	90	23	37	60	16
Gene Ubriaco	114	33	26	59	30
Eddie Shack	87	30	29	59	96
Noel Price	143	8	45	53	109
Charlie Burns	76	13	38	51	22
Dunc McCallum	185	14	35	49	228
Billy Dea	139	26	20	46	12
Paul Andrea	90	18	27	45	4
Michel Briere	76	12	32	44	20
Ab McDonald	74	22	21	43	38
Leo Boivin	114	14	26	40	100
Glen Sather	122	20	17	37	210
Lou Angotti	71	17	20	37	36
Art Stratton	58	16	21	37	16
Barry Wilkins	58	5	29	34	97
Bob McManama	87	10	23	33	24
Bob Leiter	78	14	17	31	18
Ron Lalonde	108	10	20	30	16
Jim Morrison	132	5	25	30	72
Bob Paradise	116	5	22	27	148
Jack Lynch	64	1	25	26	61
Wayne Bianchin	71	12	13	25	38

PITTSBURGH CAREER SCORING - EIGHT YEARS (Cont'd.)

NAME	GP	G	A	PTS	PIM
Jean Guy Lagace	106	4	20	24	119
Ab DeMarco	42	9	13	22	8
Billy Speer	102	4	17	21	71
Steve Cardwell	53	0	11	20	35
Bob Blackburn	124	8	12	20	105
Billy Harris	55	7	13	20	8
Rick Kessell	83	2	18	20	4
Bernie Lukowich	53	9	10	19	32
Bill Dillabough	61	7	12	19	20
Steve Durbano	34	4	15	19	148
Colin Campbell	59	4	15	19	172
Rene Robert	49	7	11	18	42
Pete Laframboise	35	5	13	18	8
Dennis Owchar	46	6	11	17	67
Bob Rivard	27	5	12	17	4
Tracy Pratt	83	5	12	17	158
Ted Snell	55	4	12	16	8
Nick Beverley	67	2	14	16	21
George Konik	52	7	8	15	26
Rod Zaine	37	8	5	13	21
John Stewart	40	4	9	13	32
Lew Morrison	52	7	5	12	4
Al MacNeil	74	2	10	12	58
Blaine Stoughton	34	5	6	11	8
Wayne Hicks	15	4	7	11	2
Tim Horton	44	2	9	11	40
Nelson Debenedet	31	6	3	9	11
Sheldon Kannegiesser	75	2	6	8	76
George Swarbrick	31	1	7	8	36
Joe Noris	35	2	5	7	20
Kelly Pratt	22	0	6	6	15
Ron Snell	7	3	2	5	6
Yvon Labre	37	2	3	5	32
Robin Burns	41	0	5	5	32
Mike McMahan	12	1	3	4	19
Jim Wiley	26	0	4	4	2
Dick Mattiussi	44	0	4	4	32
Jim Shires	18	1	2	3	2
Larry Bignell	20	0	3	3	2
Ron Jones	25	0	3	3	15
Billy Hicke	12	2	0	2	6
Brian McKenzie	6	1	1	2	4
Doug Barrie	8	1	1	2	8
Garry Swain	9	1	1	2	0
John Arbour	17	0	2	2	35
Gary Inness	77	0	2	2	2
Mario Faubert	10	1	0	1	6
Mel Pearson	2	0	1	1	0
Roy Edwards	15	0	1	1	0

NAME	GP	G	A	PTS	PIM
Cam Newton	16	0	1	1	6
Michel Plasse	20	0	1	1	6
Denis Herron	26	0	1	1	0
Jim Rutherford	115	0	1	1	18
Les Binkley	196	0	1	1	2
Marv Edwards	1	0	0	0	0
Yves Bergeron	2	0	0	0	0
Paul Hoganson	2	0	0	0	0
Bob Stumpf	3	0	0	0	4
Billy Lecaine	4	0	0	0	0
Ted Lanyon	5	0	0	0	4
Harvey Bennett	7	0	0	0	0
Bob Johnson	12	0	0	0	6
Hank Nowak	13	0	0	0	11
Hank Bassen	25	0	0	0	8
Joe Daley	38	0	0	0	2
Andy Brown	45	0	0	0	62
Al Smith	93	0	0	0	61
Bench					54
<b>TOTAL</b>	<b>618</b>	<b>1832</b>	<b>3005</b>	<b>4837</b>	<b>7253</b>

ALL TIME GOALTENDING – EIGHT YEARS

NAME	GP	MP	GF	GA	ENG	SO	SAVES	AVG	W-L-T
Roy Edwards	15	847	24	36	2	0	355	3.29	2-8-4
Hank Bassen	25	1299	58	62	2	1	616	2.86	7-10-3
Marv Edwards	1	60	0	3	0	0	30	3.00	0-1-0
Al Smith	91	5027	217	257	3	4	2282	3.07	24-42-17
Les Binkley	196	11046	465	574	8	11	5031	3.12	58-94-34
Gary Inness	77	4154	266	217	5	2	1980	3.13	31-28-11
Jim Rutherford	115	6252	318	327	6	4	2917	3.14	44-49-14
Joe Daley	38	2143	107	113	3	2	1094	3.16	11-18-6
Cam Newton	16	814	46	51	2	0	361	3.76	4-7-1
Denis Herron	26	1335	78	84	0	2	601	3.78	8-11-2
Andy Brown	45	2476	145	156	0	1	1126	3.78	16-20-6
Michel Plasse	20	1094	77	73	0	0	578	4.00	9-5-4
Bob Johnson	12	476	27	40	0	0	237	5.04	3-4-1
Paul Hoganson	2	57	4	7	0	0	21	7.37	0-1-0
<b>TOTAL</b>	<b>618</b>	<b>37080</b>	<b>1832</b>	<b>2000</b>	<b>31</b>	<b>27</b>	<b>17229</b>	<b>3.29</b>	<b>217-298-103</b>
									(2031)

## ALL TIME LEADERS

GOALS		ASSISTS	
Jean Pronovost	191	Syl Apps	232
Lowell MacDonald	104	Ron Schock	204
Syl Apps	101	Jean Pronovost	179
Ken Schinkel	93	Ken Schinkel	143
Ron Schock	89	Bryan Hextall	115
Greg Polis	88	Lowell MacDonald	114
Keith McCreary	82	Duane Rupp	83
Bryan Hextall	71	Val Fonteyne	82
Al McDonough	56	Al McDonough	74
Dean Prentice	47	Bob Woytowich	71
Nick Harbaruk	40	Greg Polis	70
Chuck Arnason	39	Andy Bathgate	68
Val Fonteyne	39	Dave Burrows	63
Andy Bathgate	35	Wally Boyer	62
Bob Kelly	34	Nick Harbaruk	61
POINTS		PENALTY MINUTES	
Jean Pronovost	370	Bryan Watson	871
Syl Apps	333	Bryan Hextall	498
Ron Schock	293	Nick Harbaruk	257
Ken Schinkel	236	Dunc McCallum	228
Lowell MacDonald	218	Glen Sather	210
Bryan Hextall	186	Jean Pronovost	208
Greg Polis	158	Keith McCreary	199
Keith McCreary	141	Bob Kelly	198
Al McDonough	130	Syl Apps	195
Val Fonteyne	121	Colin Campbell	172
Duane Rupp	104	Duane Rupp	170
Andy Bathgate	103	Dave Burrows	169
Nick Harbaruk	101	Ron Schock	163
Wally Boyer	94	Tracy Pratt	158
Bob Woytowich	93	Bob Woytowich	151

## 10 BEST SEASONS

GOALS	
Lowell MacDonald	43 (1973-74)
Jean Pronovost	43 (1974-75)
Jean Pronovost	40 (1973-74)
Al McDonough	35 (1972-73)
Lowell MacDonald	34 (1972-73)
Rick Kehoe	32 (1974-75)
Vic Hadfield	31 (1974-75)
Pierre Larouche	31 (1974-75)
Jean Pronovost	30 (1971-72)
Greg Polis	30 (1972-72)
ASSISTS	
Ron Schock	63 (1974-75)
Syl Apps	61 (1973-74)
Syl Apps	56 (1972-73)
Syl Apps	55 (1974-75)
Ron Stackhouse	45 (1974-75)
Syl Apps	44 (1971-72)
Vic Hadfield	42 (1974-75)
Al McDonough	41 (1972-73)
Lowell MacDonald	41 (1972-73)
Andy Bathgate	39 (1967-68)
Lowell MacDonald	39 (1973-74)

POINTS	
Ron Schock	86 (1974-75)
Syl Apps	85 (1972-73)
Syl Apps	85 (1973-74)
Lowell MacDonald	82 (1973-74)
Syl Apps	79 (1974-75)
Al McDonough	76 (1972-73)
Lowell MacDonald	75 (1972-73)
Jean Pronovost	75 (1974-74)
Vic Hadfield	73 (1974-75)
Jean Pronovost	72 (1973-74)

PENALTY MINUTES	
Bryan Watson	212 (1972-72)
Bryan Watson	189 (1969-70)
Bryan Watson	179 (1972-73)
Colin Campbell	172 (1974-75)
Steve Durbano	138 (1973-74)
Bryan Watson	137 (1973-74)
Bryan Hextall	133 (1970-71)
Bryan Hextall	126 (1971-72)
Tracy Pratt	124 (1969-70)
Bob Kelly	120 (1974-75)

1974-75 GAME-BY-GAME RESULTS

GAME	DAY	DATE	OPPONENT	RESULT	SCORE	W-L-T
1	Wed.	Oct. 9	Minnesota	W	4-2	1-0-0
2	Sat.	Oct. 12	DETROIT	W	7-2	2-0-0
3	Sat.	Oct. 19	PHILADELPHIA	L	3-6	2-1-0
4	Sun.	Oct. 20	Atlanta	L	1-5	2-2-0
5	Wed.	Oct. 23	BOSTON	T	5-5	2-2-1
6	Sat.	Oct. 26	NY RANGERS	L	4-5	2-3-1
7	Tues.	Oct. 29	Los Angeles	L	0-2	2-4-1
8	Fri.	Nov. 1	Vancouver	L	4-7	2-5-1
9	Sun.	Nov. 3	Chicago	T	3-3	2-5-2
10	Tues.	Nov. 5	Kansas City	W	5-3	3-5-2
11	Thur.	Nov. 7	LOS ANGELES	L	3-5	3-6-2
12	Sat.	Nov. 9	CALIFORNIA	W	5-2	4-6-2
13	Sun.	Nov. 10	Buffalo	L	3-8	4-7-2
14	Wed.	Nov. 13	NY ISLANDERS	W	8-2	5-7-2
15	Sat.	Nov. 16	WASHINGTON	W	8-1	6-7-2
16	Sun.	Nov. 17	Washington	W	6-0	7-7-2
17	Tues.	Nov. 19	NY Islanders	L	3-4	7-8-2
18	Wed.	Nov. 20	Toronto	W	8-5	8-8-2
19	Sat.	Nov. 23	LOS ANGELES	T	0-0	8-8-3
20	Sun.	Nov. 24	NY Rangers	L	5-7	8-9-3
21	Wed.	Nov. 27	MONTREAL	L	2-3	8-10-3
22	Sat.	Nov. 30	BUFFALO	T	5-5	8-10-4
23	Sun.	Dec. 1	Buffalo	L	3-6	8-11-4
24	Wed.	Dec. 4	TORONTO	W	4-2	9-11-4
25	Sat.	Dec. 7	Montreal	L	2-5	9-12-4
26	Sun.	Dec. 8	Boston	L	2-3	9-13-4
27	Thur.	Dec. 12	MONTREAL	T	3-3	9-13-5
28	Sat.	Dec. 14	CHICAGO	W	6-3	10-13-5
29	Sun.	Dec. 15	Detroit	W	3-2	11-13-5
30	Wed.	Dec. 18	Toronto	L	4-6	11-14-5
31	Thur.	Dec. 19	KANSAS CITY	T	4-4	11-14-6
32	Sat.	Dec. 21	Minnesota	L	7-8	11-15-6
33	Sun.	Dec. 22	Philadelphia	L	0-4	11-16-6
34	Thur.	Dec. 26	ST. LOUIS	T	2-2	11-16-7
35	Sat.	Dec. 28	ATLANTA	T	3-3	11-16-8
36	Mon.	Dec. 30	TORONTO	W	7-5	12-16-8
37	Thur.	Jan. 2	MINNESOTA	W	6-3	13-16-8
38	Sat.	Jan. 4	VANCOUVER	W	4-3	14-16-8
39	Wed.	Jan. 8	Chicago	L	5-7	14-17-8
40	Fri.	Jan. 10	Atlanta	T	3-3	14-17-9
41	Sat.	Jan. 11	CALIFORNIA	W	6-3	15-17-9
42	Wed.	Jan. 15	ATLANTA	W	5-3	16-17-9
43	Sat.	Jan. 18	BOSTON	T	4-4	16-17-10
44	Sun.	Jan. 19	Washington	W	3-2	17-17-10
45	Wed.	Jan. 22	CALIFORNIA	W	7-5	18-17-10
46	Sat.	Jan. 25	NY RANGERS	W	5-2	19-17-10
47	Sun.	Jan. 26	Montreal	L	2-7	19-18-10
48	Wed.	Jan. 29	CHICAGO	W	6-1	20-18-10
49	Thur.	Jan. 30	Detroit	L	2-5	20-19-10
50	Sat.	Feb. 1	St. Louis	T	4-4	20-19-11
51	Tues.	Feb. 4	Vancouver	W	3-2	21-19-11
52	Wed.	Feb. 5	Los Angeles	W	3-2	22-19-11
53	Fri.	Feb. 7	California	W	4-1	23-19-11
54	Tues.	Feb. 11	NY Islanders	L	1-2	23-20-11
55	Wed.	Feb. 12	BUFFALO	T	3-3	23-20-12
56	Sat.	Feb. 15	Toronto	W	8-3	24-20-12
57	Sun.	Feb. 16	NY ISLANDERS	W	3-2	25-20-12
58	Wed.	Feb. 19	LOS ANGELES	T	2-2	25-20-13
59	Sat.	Feb. 22	ST. LOUIS	W	3-2	26-20-13
60	Sun.	Feb. 23	DETROIT	L	1-3	26-21-13
61	Tues.	Feb. 25	Boston	L	4-6	26-22-13
62	Wed.	Feb. 26	WASHINGTON	W	3-1	27-22-13
63	Sat.	Mar. 1	VANCOUVER	W	7-3	28-22-13
64	Sun.	Mar. 2	NY Rangers	W	8-6	29-22-13
65	Wed.	Mar. 5	Kansas City	T	4-4	29-22-14
66	Sat.	Mar. 8	PHILADELPHIA	W	8-2	30-22-14
67	Sun.	Mar. 9	Buffalo	L	4-8	30-23-14
68	Wed.	Mar. 12	BOSTON	W	5-3	31-23-14
69	Thur.	Mar. 13	Philadelphia	L	0-6	31-24-14
70	Sat.	Mar. 15	WASHINGTON	W	12-1	32-24-14
71	Sun.	Mar. 16	KANSAS CITY	W	6-3	33-24-14
72	Tues.	Mar. 18	St. Louis	L	2-5	33-25-14
73	Wed.	Mar. 19	Vancouver	T	3-3	33-25-15
74	Sat.	Mar. 22	Los Angeles	L	0-4	33-26-15
75	Wed.	Mar. 25	MONTREAL	W	6-4	34-26-15
76	Sat.	Mar. 29	Detroit	W	4-2	35-26-15
77	Sun.	Mar. 30	MINNESOTA	W	4-1	36-26-15
78	Wed.	Apr. 2	Montreal	L	0-6	36-27-15
79	Sat.	Apr. 5	DETROIT	W	7-1	37-27-15
80	Sun.	Apr. 6	Washington	L	4-8	37-28-15

\*Home games in capital letters.

1974-75 GAME-BY-GAME HOME RESULTS

GAME	DAY	DATE	OPPONENT	SCORE	RESULT	W-L-T
1	Sat.	Oct. 12	Detroit	7-2	W	1-0-0
2	Sat.	Oct. 19	Philadelphia	3-6	L	1-1-0
3	Wed.	Oct. 23	Boston	5-5	T	1-1-1
4	Sat.	Oct. 26	NY Rangers	4-5	L	1-2-1
5	Thur.	Nov. 7	Los Angeles	3-5	L	1-3-1
6	Sat.	Nov. 9	California	5-2	W	2-3-1
7	Wed.	Nov. 13	NY Islanders	8-2	W	3-3-1
8	Sat.	Nov. 16	Washington	8-1	W	4-3-1
9	Sat.	Nov. 23	Los Angeles	0-0	T	4-3-2
10	Wed.	Nov. 27	Montreal	2-3	L	4-4-2
11	Sat.	Nov. 30	Buffalo	5-5	T	4-4-3
12	Wed.	Dec. 4	Toronto	4-2	W	5-4-3
13	Thur.	Dec. 12	Montreal	3-3	T	5-4-4
14	Sat.	Dec. 14	Chicago	6-3	W	6-4-4
15	Thur.	Dec. 19	Kansas City	4-4	T	6-4-5
16	Thur.	Dec. 26	St. Louis	2-2	T	6-4-6
17	Sat.	Dec. 28	Atlanta	3-3	T	6-4-7
18	Mon.	Dec. 30	Toronto	7-5	W	7-4-7
19	Thur.	Jan. 2	Minnesota	6-3	W	8-4-7
20	Sat.	Jan. 4	Vancouver	4-3	W	9-4-7
21	Sat.	Jan. 11	California	6-3	W	10-4-7
22	Wed.	Jan. 15	Atlanta	5-3	W	11-4-7
23	Sat.	Jan. 18	Boston	4-4	T	11-4-8
24	Wed.	Jan. 22	California	7-5	W	12-4-8
25	Sat.	Jan. 25	NY Rangers	5-2	W	13-4-8
26	Wed.	Jan. 29	Chicago	6-1	W	14-4-8
27	Wed.	Feb. 12	Buffalo	3-3	T	14-4-9
28	Sun.	Feb. 16	NY Islanders	3-2	W	15-4-9
29	Wed.	Feb. 19	Los Angeles	2-2	T	15-4-10
30	Sat.	Feb. 22	St. Louis	3-2	W	16-4-10
31	Sun.	Feb. 23	Detroit	1-3	L	16-5-10
32	Wed.	Feb. 26	Washington	3-1	W	17-5-10
33	Sat.	Mar. 1	Vancouver	7-3	W	18-5-10
34	Sat.	Mar. 8	Philadelphia	8-2	W	19-5-10
35	Wed.	Mar. 12	Boston	5-3	W	20-5-10
36	Sat.	Mar. 15	Washington	12-1	W	21-5-10
37	Sun.	Mar. 16	Kansas City	6-3	W	22-5-10
38	Wed.	Mar. 26	Montreal	6-4	W	23-5-10
39	Sun.	Mar. 30	Minnesota	4-1	W	24-5-10
40	Sat.	Apr. 5	Detroit	7-1	W	25-5-10

1974-75 GAME-BY-GAME AWAY RESULTS

GAME	DAY	DATE	OPPONENT	SCORE	RESULT	W-L-T
1	Wed.	Oct. 9	Minnesota	4-2	W	1-0-0
2	Sun.	Oct. 20	Atlanta	1-5	L	1-1-0
3	Tues.	Oct. 29	Los Angeles	0-2	L	1-2-0
4	Fri.	Nov. 1	Vancouver	4-7	L	1-3-0
5	Sun.	Nov. 3	Chicago	3-3	T	1-3-1
6	Tues.	Nov. 5	Kansas City	5-3	W	2-3-1
7	Sun.	Nov. 10	Buffalo	3-8	L	2-4-1
8	Sun.	Nov. 17	Washington	6-0	W	3-4-1
9	Tues.	Nov. 19	NY Islanders	3-4	L	3-5-1
10	Wed.	Nov. 20	Toronto	8-5	W	4-5-1
11	Sun.	Nov. 24	NY Rangers	5-7	L	4-6-1
12	Sun.	Dec. 1	Buffalo	3-6	L	4-7-1
13	Sat.	Dec. 7	Montreal	2-5	L	4-8-1
14	Sun.	Dec. 8	Boston	2-3	L	4-9-1
15	Sun.	Dec. 15	Detroit	3-2	W	5-9-1
16	Wed.	Dec. 18	Toronto	4-6	L	5-10-1
17	Sat.	Dec. 21	Minnesota	7-8	L	5-11-1
18	Sun.	Dec. 22	Philadelphia	0-4	L	5-12-1
19	Wed.	Jan. 8	Chicago	5-7	L	5-13-1
20	Fri.	Jan. 10	Atlanta	3-3	T	5-13-2
21	Sun.	Jan. 19	Washington	3-2	W	6-13-2
22	Sun.	Jan. 26	Montreal	2-7	L	6-14-2
23	Thur.	Jan. 30	Detroit	2-5	L	6-15-2
24	Sat.	Feb. 1	St. Louis	4-4	T	6-15-3
25	Tues.	Feb. 4	Vancouver	3-2	W	7-15-3
26	Wed.	Feb. 5	Los Angeles	3-2	W	8-15-3
27	Fri.	Feb. 7	California	4-1	W	9-15-3
28	Tues.	Feb. 11	NY Islanders	1-2	L	9-16-3
29	Sat.	Feb. 15	Toronto	8-3	W	10-16-3
30	Tues.	Feb. 25	Boston	4-6	L	10-17-3
31	Sun.	Mar. 2	NY Rangers	8-6	W	11-17-3
32	Wed.	Mar. 5	Kansas City	4-4	T	11-17-4
33	Sun.	Mar. 9	Buffalo	4-8	L	11-18-4
34	Thur.	Mar. 13	Philadelphia	0-6	L	11-19-4
35	Tue.	Mar. 18	St. Louis	2-5	L	11-20-4
36	Wed.	Mar. 19	California	3-3	T	11-20-5
37	Sat.	Mar. 22	Los Angeles	0-4	L	11-21-5
38	Sat.	Mar. 29	Detroit	4-2	W	12-21-5
39	Wed.	Apr. 2	Montreal	0-6	L	12-22-5
40	Sun.	Apr. 6	Washington	4-8	L	12-23-5

## POWER PLAY GOALS 1974-75

### FOR (64 in 321 chances)

- vs ATLANTA — (3-13) Debenedet, Pronovost & Hadfield.
- vs BOSTON — (2-12) Larouche 2.
- vs BUFFALO — (4-21) Stackhouse 2, Arnason & Kehoe.
- vs CALIFORNIA — (6-16) Hadfield 2, Arnason, Kelly, Larouche & Pronovost.
- vs CHICAGO — (5-13) Pronovost 2, Arnason, MacDonald & Stackhouse.
- vs DETROIT — (7-32) Kelly 2, Apps, Arnason, Pronovost, Kehoe & Stackhouse
- vs KANSAS CITY — (5-11) Apps, Kelly, Arnason, MacDonald & Faubert.
- vs LOS ANGELES — (3-31) Hadfield 2 & MacDonald.
- vs MINNESOTA — (2-13) Pronovost & Larouche.
- vs MONTREAL — (2-22) MacDonald & Larouche.
- vs NY ISLANDERS — (5-19) Schock, Kelly, Arnason, MacDonald & Stackhouse.
- vs NY RANGERS — (5-20) Schock 2, Apps, Hadfield & Laframboise.
- vs PHILADELPHIA — (5-29) DeMarco, Laframboise, Pronovost, Hadfield, & MacDonald.
- vs ST. LOUIS — (2-16) Arnason & Pronovost.
- vs TORONTO — (2-18) Apps & Morrison.
- vs VANCOUVER — (3-15) Kehoe, Pronovost & Laframboise.
- vs WASHINGTON — (3-20) Pronovost 2 & Stackhouse.

### Penguin Scorers

Pronovost	11	Laframboise	3
Hadfield	7	Kehoe	3
Arnason	7	Schock	3
Stackhouse	6	Debenedet	1
MacDonald	6	Morrison	1
Kelly	5	Faubert	1
Larouche	5	DeMarco	1
Apps	4		

### AGAINST (63 in 325 chances)

- ATLANTA — (6-16) Harvey, Leiter, Romanchych, Richard, Hextall & Manery.
- BOSTON — (1-15) Vadnais.
- BUFFALO — (5-18) Perreault 2, Lorentz 2 & Martin.
- CALIFORNIA — (6-25) Weir 2, King, Johnston, MacAdam & Simmer.
- CHICAGO — (3-18) Boldirev, Pappin & Mikita.
- DETROIT — (2-24) Grant & Dionne.
- KANSAS CITY — (5-15) Burns 3, Nolet & Paiement.
- LOS ANGELES — (5-28) Goring 2, Berry, Williams & Maloney.
- MINNESOTA — (4-14) Oliver, Goldsworthy, Dunlop & Bialowas.
- MONTREAL — (5-29) Lafleur 3, Lapointe & Mahovlich.
- NY ISLANDERS — (3-16) Gillies, Westfall & J. Potvin.
- NY RANGERS — (4-19) Stenkowski 2, Park & Ratelle.
- PHILADELPHIA — (2-15) Barber & Kindrachuk.
- ST. LOUIS — (3-9) Hess, Collins & Berenson.
- TORONTO — (2-19) McDonald & Ferguson.
- VANCOUVER — (2-18) DeMarco & LaLonde.
- WASHINGTON — (5-27) Dupere, Williams, Atkinson, Lalonde, & Gilbertson.

### Penguins in Penalty Box

Paradise	9	McManama	1
Campbell	8	Burrows	1
Wilkins	7	Stumpf	1
Hadfield	7	Laframboise	1
Kelly	5	MacDonald	1
Lagace	3	Inness	1
Stackhouse	3	Schock	1
Owchar	3	Faubert	1
Arnason	3	Kehoe	1
Apps	2	DeMarco	1
Larouche	2	Bench	1

## SHORTHANDED GOALS 1974-75

The Penguins set a club record by scoring 13 shorthanded goals. Vic Hadfield tied a club record by scoring 4 shorthanded goals (vs California, Chicago, Montreal & Toronto). Ron Schock scored a pair (Detroit & Philadelphia). Barry Wilkins (Chicago), Syl Apps (Minnesota), Ron Stackhouse (Montreal), Jean Pronovost (NY Rangers), Rick Kehoe (Philadelphia), Colin Campbell (Washington) & Lew Morrison (Washington) also scored in 1974-75.

## SHORTHANDED GOALS 1974-75 (Cont'd.)

There were 11 shorthanded goals scored against Pittsburgh. Marcel Dionne (Detroit), Bob Nevin (Los Angeles) & Bill Barber (Philadelphia) each scored a pair, while Don Luce (Buffalo), Guy Lafleur (Montreal), Rick MacLeish (Philadelphia), Chuck Lefley (St. Louis) and Gerry O'Flaherty (Vancouver) also scored shorthanded goals.

## 1973-74 HIGHS & LOWS

TEAM	INDIVIDUAL
LONGEST WINNING STREAK — 3, (six times)	MOST CONSECUTIVE GAMES SCORING GOALS — 6, Jean Pronovost, December 26 thru January 8
LONGEST LOSING STREAK — 3, October 26 thru November 1	MOST CONSECUTIVE GAMES SCORING ASSISTS — 7, Syl Apps, February 1 thru February 15
LONGEST UNBEATEN STREAK — 6, January 11 thru January 25 (5-0-1)	MOST CONSECUTIVE GAMES SCORING POINTS — 10, Syl Apps, February 1 thru February 22
LONGEST WINLESS STREAK — 7, October 19 thru November 3 (0-5-2)	MOST GOALS, ONE GAME — 3, Rick Kehoe, February 15 at Toronto; Jean Pronovost, February 26 vs Washington & Pierre Larouche, March 12 vs Boston
LONGEST HOME WINNING STREAK — 9, February 26 thru April 5	MOST ASSISTS, ONE GAME — 6, Ron Stackhouse, March 8 vs Philadelphia
LONGEST HOME LOSING STREAK — 2, October 26 thru November 7	MOST POINTS, ONE GAME — 6, Ron Stackhouse, March 8 vs Philadelphia
LONGEST HOME UNBEATEN STREAK — 20, November 30 thru February 22 (12-0-8)	MOST PENALTIES, ONE GAME — 5, Barry Wilkins, January 26 at Montreal
LONGEST HOME WINLESS STREAK — 4, October 19 thru November 7 (0-3-1)	MOST PENALTY MINUTES, ONE GAME — 27, Colin Campbell, March 19 at California
LONGEST AWAY WINNING STREAK — 3, February 4 thru February 7	MOST GOALS, ONE PERIOD — 2, by several players
LONGEST AWAY LOSING STREAK — 4, November 24 thru December 8 & December 18 thru January 8	MOST ASSISTS, ONE PERIOD — 4, Ron Stackhouse, March 8 vs Philadelphia
MOST GOALS FOR, HOME GAME — 12, March 15 vs Washington	MOST POINTS, ONE PERIOD — 4, Ron Stackhouse, March 8 vs Philadelphia
MOST GOALS FOR, AWAY GAME — 8, November 20 & February 15 at Toronto & March 2 at NY Rangers	MOST PENALTIES, ONE PERIOD — 3, by several players
MOST GOALS AGAINST, HOME GAME — 6, October 19 vs Philadelphia	MOST PENALTY MINUTES, ONE PERIOD — 25, Colin Campbell, March 19 at California
MOST GOALS AGAINST, AWAY GAME — 8, November 10 & March 9 at Buffalo; December 21 at Minnesota & April 6 at Washington	FASTEST GOAL FOR AT START OF GAME — 14 seconds, Syl Apps, October 23 vs Boston
MOST GOALS FOR, ONE PERIOD — 5, (five times)	FASTEST GOAL FOR AT START OF PERIOD — 14 seconds, Vic Hadfield, December 12 vs Montreal
MOST GOALS AGAINST, ONE PERIOD — 5, April 2 at Montreal	EARLIEST WINNING GOAL — 2:38, Pierre Larouche, March 15 vs Washington
MOST GOALS, BOTH TEAMS — 15, December 21, Pittsburgh 7 at Minnesota 8	

# PITTSBURGH PENGUINS' 1975-76 ROSTER

President WREN A. BLAIR

Coach MARC BOILEAU

GOALTENDERS	HEIGHT	WEIGHT	PLACE OF BIRTH	DATE	1974-75 CLUB	GP	MP	GA	SO	AVG
Gary Inness	6'0"	195	Toronto, Ontario	5-28-49	Pittsburgh	57	3122	161	2	3.09
Gordon Laxton	5'10"	175	Montreal, Quebec	3-16-55	New Westminster	70	3989	238	3	3.58
Roch Menard	5'10"	156	Ottawa, Ontario	2-2-54	Thunder Bay Srs.					
Michel Plasse	5'11"	160	Montreal, Quebec	6-1-48	Kansas City Pittsburgh	24	1420	96	0	4.06
						20	1094	73	0	4.00

## DEFENSEMEN

Dave Burrows	6'1"	190	Toronto, Ontario	1-11-49	Pittsburgh	78	2	15	17	49
Colin Campbell	5'9"	190	London, Ontario	1-28-53	Pittsburgh	59	4	15	19	172
Steve Durbano	6'1"	210	Toronto, Ontario	12-12-51	Hershey (AHL)	15	1	3	4	55
Mario Faubert	6'1"	175	Valleyfield, Quebec	12-2-54	Pittsburgh	1	0	1	1	10
Dennis Owchar	5'11"	190	Dryden, Ontario	3-28-53	Pittsburgh	10	1	0	1	6
Bob Paradise	6'1"	205	St. Paul, Minnesota	4-22-44	Hershey (AHL)	54	13	21	34	76
Ron Stackhouse	6'3"	210	Haliburton, Ontario	8-26-49	Hershey (AHL)	46	6	11	17	67
Bob Stumpf	6'1"	195	Milo, Alberta	4-25-53	Pittsburgh	24	3	14	17	31
					Pittsburgh	78	3	15	18	109
					St. Louis	72	15	45	60	52
					Denver (WHL)	8	1	1	2	16
					Pittsburgh	34	3	14	17	72
					Hershey (AHL)	3	0	0	0	4
Barry Wilkins	5'11"	190	Toronto, Ontario	2-28-47	Hershey (AHL)	17	2	4	6	18
					Vancouver	8	0	1	1	6
					Pittsburgh	58	5	29	34	97

## FORWARDS

Syl Apps	6'0"	195	Toronto, Ontario	8-1-47	Pittsburgh	79	24	55	79	43
Chuck Arnason	5'10"	180	Ashern, Manitoba	7-15-51	Pittsburgh	78	26	32	58	32
Harvey Bennett	6'4"	215	Cranston, Rhode Island	8-8-51	Pittsburgh	7	0	0	0	0
Yves Bergeron	5'9"	165	Malartic, Quebec	1-11-52	Hershey (AHL)	61	17	19	36	99
Wayne Bianchin	5'10"	180	Nanaimo, B.C.	9-6-53	Hershey (AHL)	2	0	0	0	0
					Pittsburgh	67	31	28	59	116
					Syracuse (AHL)	2	0	0	0	0
					Hershey (AHL)	12	5	4	9	26
					Johnstown (NAHL)	3	0	1	1	0
Jacques Cossette	5'8"	185	Rouyn-Noranda, Quebec	6-20-54	Hershey (AHL)	8	8	2	10	4
Nelson Debenedet	6'1"	205	Cardenona, Italy	12-31-47	Pittsburgh	62	15	17	32	92
Vic Hadfield	6'0"	190	Oakville, Ontario	10-4-40	Hershey (AHL)	31	6	3	9	11
Rick Kehoe	5'11"	180	Windsor, Ontario	7-15-51	Pittsburgh	35	6	6	12	13
Bob Kelly	6'2"	195	Ft. William, Ontario	6-6-46	Pittsburgh	78	31	42	73	72
Peter Laframboise	6'2"	185	Ottawa, Ontario	1-18-50	Pittsburgh	76	32	31	63	22
					Pittsburgh	69	27	24	51	120
					Washington	45	5	10	15	22
					Pittsburgh	35	5	13	18	8
Pierre Larouche	5'11"	175	Taschereau, Quebec	11-16-55	Pittsburgh	79	31	37	68	52
Lowell MacDonald	5'11"	185	New Glasgow, N.S.	8-30-41	Pittsburgh	71	27	33	60	24
Bob McManama	5'11"	185	Belmont, Massachusetts	10-5-51	Pittsburgh	40	5	9	14	6
Lew Morrison	6'0"	185	Gainsborough, Sask.	2-11-48	Hershey (AHL)	21	9	13	22	19
					Washington	18	0	4	4	6
					Pittsburgh	52	7	5	12	4
Jean Pronovost	6'0"	185	Shawinigan Falls, Quebec	12-18-45	Pittsburgh	78	43	32	75	37
Ron Schock	5'11"	180	Chapleau, Ontario	12-19-43	Pittsburgh	80	23	63	86	36

**TEAM BY TEAM RECORDS 1974-75**

PITTSBURGH VS	GP	W	L	T	GF	GA	PTS
Atlanta	4	1	1	2	12	14	4
Boston	5	1	2	2	20	21	4
Buffalo	5	0	3	2	18	30	2
California	5	4	0	1	25	14	9
Chicago	4	2	1	1	20	14	5
Detroit	6	4	2	0	24	15	8
Kansas City	4	2	0	2	19	14	6
Los Angeles	6	1	3	2	8	15	4
Minnesota	4	3	1	0	21	14	6
Montreal	6	1	4	1	15	28	3
NY Islanders	4	2	2	0	15	10	4
NY Rangers	4	2	2	0	22	20	4
Philadelphia	4	1	3	0	11	18	2
St. Louis	4	1	1	2	11	13	4
Toronto	5	4	1	0	31	21	8
Vancouver	4	3	1	0	18	15	6
Washington	6	5	1	0	36	13	10
<b>TOTAL</b>	<b>80</b>	<b>37</b>	<b>28</b>	<b>15</b>	<b>326</b>	<b>289</b>	<b>89</b>
vs Norris Division	24	11	10	3	83	71	25
vs Adams Division	20	9	6	5	94	86	23
vs Smythe Division	20	11	4	5	89	70	27
vs Patrick Division	16	6	8	2	60	62	14

**OVERALL 1967-75**

PITTSBURGH VS	GP	W	L	T	GF	GA	PTS
Atlanta	15	8	3	4	54	47	20
Boston	43	7	29	7	120	177	21
Buffalo	27	4	12	11	77	95	19
California	54	25	14	15	200	157	65
Chicago	43	11	29	3	109	165	25
Detroit	44	16	22	6	143	137	38
Kansas City	4	2	0	2	19	14	6
Los Angeles	55	24	27	4	144	156	52
Minnesota	52	24	21	7	170	156	55
Montreal	44	6	32	6	108	179	18
NY Islanders	14	8	3	3	46	22	19
NY Rangers	42	8	29	5	99	175	21
Philadelphia	53	19	23	11	136	158	49
St. Louis	53	17	27	9	136	158	43
Toronto	43	15	19	9	127	142	39
Vancouver	26	18	7	1	108	80	37
Washington	6	5	1	0	36	13	10
<b>TOTAL</b>	<b>618</b>	<b>217</b>	<b>298</b>	<b>103</b>	<b>1832</b>	<b>2031</b>	<b>537</b>

**TEAM BY TEAM RECORDS 1974-75 – HOME**

PITTSBURGH VS	GP	W	L	T	GF	GS	PTS
Atlanta	2	1	0	1	8	6	3
Boston	3	1	0	2	14	12	4
Buffalo	2	0	0	2	8	8	2
California	3	3	0	0	18	10	6
Chicago	2	2	0	0	12	4	4
Detroit	3	2	1	0	15	6	4
Kansas City	2	1	0	1	10	7	3
Los Angeles	3	0	1	2	5	7	2
Minnesota	2	2	0	0	10	4	4
Montreal	3	1	1	1	11	10	3
NY Islanders	2	2	0	0	11	4	4
NY Rangers	2	1	1	0	9	7	2
Philadelphia	2	1	1	0	11	8	2
St. Louis	2	1	0	1	5	4	3
Toronto	2	2	0	0	11	7	4
Vancouver	2	2	0	0	11	6	4
Washington	3	3	0	0	23	3	6
<b>TOTAL</b>	<b>40</b>	<b>25</b>	<b>5</b>	<b>10</b>	<b>192</b>	<b>113</b>	<b>60</b>
vs Norris Division	12	6	3	3	54	26	15
vs Adams Division	10	6	0	4	51	37	16
vs Smythe Division	10	8	0	2	48	25	18
vs Patrick Division	8	5	2	1	39	25	11

**TEAM BY TEAM RECORDS 1974-75 – AWAY**

PITTSBURGH VS	GP	W	L	T	GF	GA	PTS
Atlanta	2	0	1	1	4	8	1
Boston	2	0	2	0	6	9	0
Buffalo	3	0	3	0	10	22	0
California	2	1	0	1	7	4	3
Chicago	2	0	1	1	8	10	1
Detroit	3	2	1	0	9	9	4
Kansas City	2	1	0	1	9	7	3
Los Angeles	3	1	2	0	3	8	2
Minnesota	2	1	1	0	11	10	2
Montreal	3	0	3	0	4	18	0
NY Islanders	2	0	2	0	4	6	0
NY Rangers	2	1	1	0	13	13	2
Philadelphia	2	0	2	0	0	10	0
St. Louis	2	0	1	1	6	9	1
Toronto	3	2	1	0	20	14	4
Vancouver	2	1	1	0	7	9	2
Washington	3	2	1	0	13	10	4
<b>TOTAL</b>	<b>40</b>	<b>12</b>	<b>23</b>	<b>5</b>	<b>134</b>	<b>176</b>	<b>29</b>
vs Norris Division	12	5	7	0	29	45	10
vs Adams Division	10	3	6	1	43	49	7
vs Smythe Division	10	3	4	3	41	45	9
vs Patrick Division	8	1	6	1	21	37	3

### HOME OVERALL 1967-75

PITTSBURGH VS	GP	W	L	T	GF	GA	PTS
Atlanta	8	5	0	3	35	21	13
Boston	22	6	11	5	66	76	17
Buffalo	13	3	3	7	47	43	13
California	28	16	5	7	117	73	39
Chicago	21	8	12	1	57	72	17
Detroit	22	13	8	1	95	63	27
Kansas City	2	1	0	1	10	7	3
Los Angeles	28	17	8	3	91	65	37
Minnesota	26	15	7	4	91	63	34
Montreal	22	5	13	4	57	76	14
NY Islanders	7	4	0	3	26	10	11
NY Rangers	21	4	15	2	47	77	10
Philadelphia	26	14	4	8	84	58	36
St. Louis	26	10	10	6	69	65	26
Toronto	21	9	8	4	68	65	22
Vancouver	13	11	2	0	60	35	22
Washington	3	3	0	0	23	3	6
<b>TOTAL</b>	<b>309</b>	<b>144</b>	<b>106</b>	<b>59</b>	<b>1043</b>	<b>872</b>	<b>347</b>

### AWAY OVERALL 1967-75

PITTSBURGH VS	GP	W	L	T	GF	GA	PTS
Atlanta	7	3	3	1	19	26	7
Boston	21	1	18	2	54	101	4
Buffalo	14	1	9	4	30	52	6
California	26	9	9	8	83	84	26
Chicago	22	3	17	2	52	93	8
Detroit	22	3	14	5	48	74	11
Kansas City	2	1	0	1	9	7	3
Los Angeles	27	7	19	1	53	91	15
Minnesota	26	9	14	3	79	93	21
Montreal	22	1	19	2	51	103	4
NY Islanders	7	4	3	0	20	12	8
NY Rangers	21	4	14	3	52	98	11
Philadelphia	27	5	19	3	52	100	13
St. Louis	27	7	17	3	67	93	17
Toronto	22	6	11	5	59	77	17
Vancouver	13	7	5	1	48	45	15
Washington	3	2	1	0	13	10	4
<b>TOTAL</b>	<b>309</b>	<b>73</b>	<b>192</b>	<b>44</b>	<b>789</b>	<b>1159</b>	<b>190</b>

### SEASONAL SERIES VS NHL

YEAR	HOME		AWAY		TOTAL	
	W-L-T	GF-GA	W-L-T	GF-GA	W-L-T	GF-GA
<b>ATLANTA</b>						
1972-73	3-0-0	17-7	1-1-0	6-8	4-1-0	23-15
1973-74	1-0-2	10-8	2-1-0	9-10	3-1-2	19-18
1974-75	1-0-1	8-6	0-1-1	4-8	1-1-2	12-14
<b>TOTAL</b>	<b>5-0-3</b>	<b>35-21</b>	<b>3-3-1</b>	<b>19-26</b>	<b>8-3-4</b>	<b>54-47</b>
<b>BOSTON</b>						
1967-68	1-1-0	7-6	1-1-0	3-4	2-2-0	10-10
1968-69	1-2-0	6-8	0-3-0	7-17	1-5-0	13-25
1969-70	0-2-1	7-12	0-3-0	2-9	0-5-1	9-21
1970-71	1-1-1	9-10	0-3-0	9-18	1-4-1	18-28
1971-72	1-1-1	11-10	0-1-2	9-11	1-2-3	20-21
1972-73	1-2-0	7-7	0-2-0	7-14	1-4-0	14-21
1973-74	0-2-0	5-11	0-3-0	11-19	0-5-0	16-30
1974-75	1-0-2	14-12	0-2-0	6-9	1-2-2	20-21
<b>TOTAL</b>	<b>6-11-5</b>	<b>66-76</b>	<b>1-18-2</b>	<b>54-101</b>	<b>7-29-7</b>	<b>120-177</b>
<b>BUFFALO</b>						
1970-71	0-2-1	9-12	0-0-3	10-10	0-2-4	19-22
1971-72	0-1-2	9-10	1-1-1	5-4	1-2-3	14-14
1972-73	0-0-2	7-7	0-3-0	2-7	0-3-2	9-14
1973-74	3-0-0	14-6	0-2-0	3-9	3-2-0	17-15
1974-75	0-0-2	8-8	0-3-0	10-22	0-3-2	18-30
<b>TOTAL</b>	<b>3-3-7</b>	<b>47-43</b>	<b>1-9-4</b>	<b>30-52</b>	<b>4-12-11</b>	<b>77-95</b>
<b>CALIFORNIA</b>						
1967-68	2-1-2	17-11	3-0-2	15-8	5-1-4	32-19
1968-69	1-2-1	12-13	1-2-1	12-18	2-4-2	24-31
1969-70	2-0-2	13-10	0-3-1	9-16	2-3-3	22-26
1970-71	2-0-1	15-5	2-0-1	9-8	4-0-2	24-13
1971-72	1-1-1	10-11	1-1-1	10-10	2-2-2	20-21
1972-73	2-1-0	11-6	0-1-2	12-15	2-2-2	23-21
1973-74	3-0-0	21-7	1-1-0	9-5	4-1-0	30-12
1974-75	3-0-0	18-10	1-0-1	7-4	4-0-1	25-14
<b>TOTAL</b>	<b>16-5-7</b>	<b>117-73</b>	<b>9-9-8</b>	<b>83-84</b>	<b>25-14-15</b>	<b>200-157</b>



## SEASONAL SERIES VS NHL (Cont'd.)

YEAR	HOME		AWAY		TOTAL	
	W-L-T	GF-GA	W-L-T	GF-GA	W-L-T	GF-GA
<b>CHICAGO</b>						
1967-68	1-0-1	5-3	0-2-0	5-11	1-2-1	10-14
1968-69	1-2-0	13-17	1-2-0	9-11	2-4-0	22-28
1969-70	0-3-0	4-12	0-3-0	3-15	0-6-0	7-27
1970-71	2-1-0	10-10	0-3-0	2-7	2-4-0	12-17
1971-72	0-3-0	4-13	0-2-1	7-14	0-5-1	11-27
1972-73	2-0-0	5-2	1-2-0	10-16	3-2-0	15-18
1973-74	0-3-0	4-11	1-2-0	8-9	1-5-0	12-20
1974-75	2-0-0	12-4	0-1-1	8-10	2-1-1	20-14
<b>TOTAL</b>	<b>8-12-1</b>	<b>57-72</b>	<b>3-17-2</b>	<b>52-93</b>	<b>11-29-3</b>	<b>109-165</b>

<b>DETROIT</b>						
1967-68	1-1-0	10-10	0-2-0	2-11	1-3-0	12-21
1968-69	2-1-0	11-12	0-3-0	3-8	2-4-0	14-20
1969-70	1-2-0	7-10	1-2-0	10-11	2-4-0	17-21
1970-71	3-0-0	23-4	0-1-2	7-9	3-1-2	30-13
1971-72	2-1-0	13-12	0-3-0	6-13	2-4-0	19-25
1972-73	0-1-1	3-4	0-1-2	4-5	0-2-3	7-9
1973-74	2-1-0	13-5	0-1-1	7-8	2-2-1	20-13
1974-75	2-1-0	15-6	2-1-0	9-9	4-2-0	24-15
<b>TOTAL</b>	<b>13-8-1</b>	<b>95-63</b>	<b>3-14-5</b>	<b>48-74</b>	<b>16-22-6</b>	<b>143-137</b>

<b>KANSAS CITY</b>						
1974-75	1-0-1	10-7	1-0-1	9-7	2-0-2	19-14
<b>TOTAL</b>	<b>1-0-1</b>	<b>10-7</b>	<b>1-0-1</b>	<b>9-7</b>	<b>2-0-2</b>	<b>19-14</b>

<b>LOS ANGELES</b>						
1967-68	3-2-0	17-17	1-4-0	9-16	4-6-0	26-33
1968-69	1-2-1	13-12	1-3-0	7-12	2-5-1	20-24
1969-70	4-0-0	11-4	2-2-0	9-7	6-2-0	20-11
1970-71	2-1-0	10-10	0-3-0	8-16	2-4-0	18-26
1971-72	3-0-0	20-6	1-1-1	9-13	4-1-1	28-19
1972-73	3-0-0	11-4	1-2-0	6-10	4-2-0	17-14
1973-74	1-2-0	4-5	0-2-0	2-9	1-4-0	6-14
1974-75	0-1-2	5-7	1-2-0	3-8	1-3-2	8-15
<b>TOTAL</b>	<b>17-8-3</b>	<b>91-65</b>	<b>7-19-1</b>	<b>53-91</b>	<b>24-27-4</b>	<b>144-156</b>

## SEASONAL SERIES VS NHL (Cont'd.)

YEAR	HOME		AWAY		TOTAL	
	W-L-T	GF-GA	W-L-T	GF-GA	W-L-T	GF-GA
<b>MINNESOTA</b>						
1967-68	2-1-2	21-17	2-2-1	12-12	4-3-3	33-29
1968-69	2-2-0	14-8	3-1-0	11-7	5-3-0	25-15
1969-70	3-1-0	15-11	2-1-1	18-16	5-2-1	33-27
1970-71	1-1-1	4-2	0-2-1	8-11	1-3-2	12-13
1971-72	2-1-0	8-9	0-3-0	3-8	2-4-0	11-17
1972-73	2-1-0	11-7	0-2-0	7-14	2-3-0	18-21
1973-74	1-0-1	8-5	1-2-0	9-15	2-2-1	17-20
1974-75	2-0-0	10-4	1-1-0	11-10	3-1-0	21-14
<b>TOTAL</b>	<b>15-7-4</b>	<b>91-63</b>	<b>9-14-3</b>	<b>79-93</b>	<b>24-21-7</b>	<b>170-156</b>

<b>MONTREAL</b>						
1967-68	0-2-0	4-6	0-2-0	7-10	0-4-0	11-16
1968-69	0-2-1	4-9	1-2-0	12-12	1-4-1	16-21
1969-70	2-1-0	8-8	0-3-0	7-11	2-4-0	15-19
1970-71	1-1-1	8-8	0-2-1	5-12	1-3-2	13-20
1971-72	1-1-1	11-10	0-3-0	5-15	1-4-1	16-25
1972-73	0-2-0	3-12	0-3-0	9-17	0-5-0	12-29
1973-74	0-3-0	8-13	0-1-1	2-8	0-4-1	10-21
1974-75	1-1-1	11-10	0-3-0	4-18	1-4-1	15-28
<b>TOTAL</b>	<b>5-13-4</b>	<b>57-76</b>	<b>1-19-2</b>	<b>51-103</b>	<b>6-32-6</b>	<b>108-179</b>

<b>NY ISLANDERS</b>						
1972-73	2-0-1	13-4	2-0-0	9-0	4-0-1	22-4
1973-74	0-0-2	2-2	2-1-0	7-6	2-1-2	9-8
1974-75	2-0-0	11-4	0-2-0	4-6	2-2-0	15-10
<b>TOTAL</b>	<b>4-0-3</b>	<b>26-10</b>	<b>4-3-0</b>	<b>20-12</b>	<b>8-3-3</b>	<b>46-22</b>

<b>NY RANGERS</b>						
1967-68	0-1-1	3-6	0-2-0	4-9	0-3-1	7-15
1968-69	1-2-0	7-9	0-3-0	9-18	1-5-0	16-27
1969-70	0-3-0	4-10	1-1-1	3-8	1-4-1	7-18
1970-71	0-3-0	1-9	0-2-1	6-15	0-5-1	7-24
1971-72	1-1-1	8-11	0-2-1	4-11	1-3-2	12-22
1972-73	1-1-0	10-9	1-2-0	6-15	2-3-0	16-24
1973-74	0-3-0	5-16	1-1-0	7-9	1-4-0	12-25
1974-75	1-1-0	9-7	1-1-0	13-13	2-2-0	22-20
<b>TOTAL</b>	<b>4-15-2</b>	<b>47-77</b>	<b>4-14-3</b>	<b>52-98</b>	<b>8-29-5</b>	<b>99-175</b>

SEASONAL SERIES VS NHL (Cont'd.)

YEAR	HOME		AWAY		TOTAL	
	W-L-T	GF-GA	W-L-T	GF-GA	W-L-T	GF-GA
<b>PHILADELPHIA</b>						
1967-68	2-0-3	14-5	2-3-0	6-7	4-3-3	20-12
1968-69	1-1-2	5-7	0-3-1	8-19	1-4-3	13-26
1969-70	3-0-1	16-9	2-1-1	11-12	5-1-2	27-21
1970-71	1-0-2	7-5	0-3-0	6-10	1-3-2	13-15
1971-72	3-0-0	12-6	0-2-1	5-14	3-2-1	17-20
1972-73	2-1-0	13-11	0-3-0	7-13	2-4-0	20-24
1973-74	1-1-0	6-7	1-2-0	9-15	2-3-0	15-22
1974-75	1-1-0	11-8	0-2-0	0-10	1-3-0	11-18
<b>TOTAL</b>	<b>14-4-8</b>	<b>84-58</b>	<b>5-19-3</b>	<b>52-100</b>	<b>19-23-11</b>	<b>136-158</b>
<b>ST. LOUIS</b>						
1967-68	2-3-0	10-14	2-3-0	15-19	4-6-0	25-33
1968-69	2-2-0	10-9	1-2-1	5-7	3-4-1	15-16
1969-70	1-1-2	9-12	0-4-0	2-16	1-5-2	11-28
1970-71	0-1-2	6-7	0-2-1	7-9	0-3-3	13-16
1971-72	1-2-0	9-8	2-1-0	8-5	3-3-0	17-13
1972-73	2-0-0	14-6	1-2-0	11-14	3-2-0	25-20
1973-74	1-1-1	6-5	1-2-0	13-14	2-3-1	19-19
1974-75	1-0-1	5-4	0-1-1	6-9	1-1-2	11-13
<b>TOTAL</b>	<b>10-10-6</b>	<b>69-65</b>	<b>7-17-3</b>	<b>67-93</b>	<b>17-27-9</b>	<b>136-158</b>
<b>TORONTO</b>						
1967-68	1-0-1	7-6	1-1-0	2-8	2-1-1	9-14
1968-69	0-2-1	4-9	0-1-2	7-10	0-3-3	11-19
1969-70	1-0-2	11-10	1-2-0	3-9	2-2-2	14-19
1970-71	2-1-0	9-5	0-2-1	9-13	2-3-1	18-18
1971-72	1-2-0	7-8	1-2-0	6-6	2-4-0	13-14
1972-73	2-1-0	12-10	0-1-1	6-7	2-2-1	18-17
1973-74	0-2-0	7-10	1-1-1	6-10	1-3-1	13-20
1974-75	2-0-0	11-7	2-1-0	20-14	4-1-0	31-21
<b>TOTAL</b>	<b>9-8-4</b>	<b>68-65</b>	<b>6-11-5</b>	<b>59-77</b>	<b>15-19-9</b>	<b>127-142</b>
<b>VANCOUVER</b>						
1970-71	3-0-0	15-5	1-1-1	9-10	4-1-1	24-15
1971-72	2-1-0	10-11	2-1-0	11-9	4-2-0	21-20
1972-73	2-1-0	13-8	1-1-0	5-6	3-2-0	18-14
1973-74	2-0-0	11-5	2-1-0	16-11	4-1-0	27-16
1974-75	2-0-0	11-6	1-1-0	7-9	3-1-0	18-15
<b>TOTAL</b>	<b>11-2-0</b>	<b>60-35</b>	<b>7-5-1</b>	<b>48-45</b>	<b>18-7-1</b>	<b>108-80</b>
<b>WASHINGTON</b>						
1974-75	3-0-0	23-3	2-1-0	13-10	5-1-0	36-13
<b>TOTAL</b>	<b>3-0-0</b>	<b>23-3</b>	<b>2-1-0</b>	<b>13-10</b>	<b>5-1-0</b>	<b>36-13</b>

PITTSBURGH PENGUINS  
RECORDS

TEAM

MOST POINTS, ONE SEASON: 89 (1974-75) (37 wins & 15 ties)  
 MOST HOME POINTS, ONE SEASON: 60 (1974-75) (25 wins & 10 ties)  
 MOST AWAY POINTS, ONE SEASON: 29 (1973-74) (13 wins & 3 ties)  
 (1974-75) (12 wins & 5 ties)  
 FEWEST POINTS, ONE SEASON: 51 (1968-69) (20 wins & 11 ties)  
 FEWEST HOME POINTS, ONE SEASON: 30 (1968-69) (12 wins & 6 ties)  
 FEWEST AWAY POINTS, ONE SEASON: 17 (1970-71) (3 wins & 11 ties)  
 MOST WINS, ONE SEASON: 37 (1974-75)  
 MOST HOME WINS, ONE SEASON: 25 (1974-75)  
 MOST AWAY WINS, ONE SEASON: 13 (1973-74)  
 FEWEST WINS, ONE SEASON: 20 (1968-69)  
 FEWEST HOME WINS, ONE SEASON: 12 (1968-69)  
 FEWEST AWAY WINS, ONE SEASON: 3 (1970-71)  
 MOST LOSSES, ONE SEASON: 45 (1968-69)  
 MOST HOME LOSSES, ONE SEASON: 20 (1968-69)  
 MOST AWAY LOSSES, ONE SEASON: 26 (1972-73)  
 FEWEST LOSSES, ONE SEASON: 28 (1974-75)  
 FEWEST HOME LOSSES, ONE SEASON: 5 (1974-75)  
 FEWEST AWAY LOSSES, ONE SEASON: 22 (1967-68)  
 MOST TIES, ONE SEASON: 20 (1970-71)  
 FEWEST TIES, ONE SEASON: 9 (1972-73) & (1973-74)  
 LONGEST WINNING STREAK: 4 (March 26 to March 31, 1968)  
 (March 22 to March 26, 1969)  
 (October 13 to October 20, 1971)  
 (November 15 to November 22, 1972)  
 LONGEST HOME WINNING STREAK: 9 (February 26 to April 5, 1975)  
 LONGEST AWAY WINNING STREAK: 3 (March 26 to March 30, 1968)  
 (October 13 to October 17, 1971)  
 (February 4 to February 7, 1975)  
 LONGEST UNBEATEN STREAK: 6 (November 21 to December 1, 1968) (3-0-3)  
 (March 22 to March 30, 1969) (5-0-1)  
 (January 11 to January 25, 1975) (5-0-1)  
 LONGEST HOME UNBEATEN STREAK: 20 (November 30, 1974 to February  
 22, 1975) (12-0-8)  
 LONGEST AWAY UNBEATEN STREAK: 6 (March 12 to April 1, 1972)  
 (1-0-5)  
 LONGEST LOSING STREAK: 7 (November 6 to November 20, 1968)  
 (January 16 to January 29, 1969)  
 LONGEST HOME LOSING STREAK: 4 (November 6 to November 16, 1968)  
 (December 4 to December 21, 1968)  
 (January 11 to January 29, 1969)  
 (December 15 to December 29, 1973)  
 LONGEST AWAY LOSING STREAK: 9 (January 7 to February 18, 1973)  
 LONGEST WINLESS STREAK: 10 (March 5 to March 22, 1970) (0-7-3)  
 LONGEST HOME WINLESS STREAK: 6 (November 23 to December 21, 1968)  
 (0-4-2)

## PITTSBURGH PENGUINS RECORDS (Cont'd.)

### TEAM

LONGEST AWAY WINLESS STREAK: 18 (October 25, 1970 to January 14, 1971)  
(0-11-7)  
MOST CONSECUTIVE GAMES SCORING: 43 (January 10, 1973 to October 24, 1973)  
MOST CONSECUTIVE GAMES OPPONENTS SCORING: 86 (February 25, 1973 to  
March 23, 1974)  
MOST CONSECUTIVE TIE GAMES: 3 (October 11 to October 18, 1969)  
(March 7 to March 11, 1970)  
(March 7 to March 13, 1971)

### GOALS

MOST GOALS FOR, ONE SEASON: 326 (1974-75)  
FEWEST GOALS FOR, ONE SEASON: 182 (1969-70)  
MOST GOALS AGAINST, ONE SEASON: 289 (1974-75)  
FEWEST GOALS AGAINST, ONE SEASON: 216 (1967-68)  
LARGEST WIN: 12 to 1 vs Washington (March 15, 1975)  
LARGEST LOSS: 9-1 at New York Rangers (December 17, 1972)  
LARGEST TIE: 6-6 vs. California (March 2, 1968)  
6-6 vs. Buffalo (February 18, 1971)  
SCORELESS TIES: vs. California (December 27, 1967)  
at New York Rangers (March 8, 1970)  
vs. Philadelphia (October 17, 1970)  
vs. Minnesota (March 13, 1971)  
vs. Los Angeles (November 23, 1974)  
MOST GOALS FOR, ONE HOME GAME: 12 (March 15, 1975 vs Washington)  
MOST GOALS FOR, ONE AWAY GAME: 8 (March 16, 1974 at Vancouver)  
(November 20, 1974 at Toronto)  
(February 15, 1975 at Toronto)  
(March 2, 1975 at NY Rangers)  
MOST GOALS AGAINST, ONE HOME GAME: 8 (October 23, 1968 vs Chicago)  
(February 12, 1972 vs NY Rangers)  
(October 13, 1973 vs NY Rangers)  
MOST GOALS AGAINST, ONE AWAY GAME: 10 (March 7, 1973 at Minnesota)  
MOST GOALS, BOTH TEAMS, HOME GAME: 14 (November 22, 1972 vs St. Louis)  
(Pittsburgh 10, St. Louis 4)  
MOST GOALS, BOTH TEAMS, AWAY GAME: 15 (December 21, 1974 at Minnesota)  
(Minnesota 8, Pittsburgh 7)  
MOST GOALS FOR, ONE HOME PERIOD: 7 (November 22, 1972 vs St. Louis)  
MOST GOALS FOR, ONE AWAY PERIOD: 5 (October 28, 1973 at NY Rangers)  
MOST GOALS AGAINST, ONE HOME PERIOD: 5 (March 2, 1968 vs California)  
(January 19, 1972 vs Vancouver)  
MOST GOALS AGAINST, ONE AWAY PERIOD: 5 (Eight Times)  
MOST GOALS, BOTH TEAMS, ONE PERIOD: 8 (Three Times)

### ASSISTS

MOST ASSISTS, ONE SEASON: 531 (1974-75)  
MOST ASSISTS, ONE HOME GAME: 20 (March 15, 1975 vs Washington)  
MOST ASSISTS, ONE AWAY GAME: 14 (March 16, 1974 at Vancouver)  
MOST ASSISTS, OPPONENT, HOME GAME: 14 (October 23, 1968 vs Chicago)  
(February 12, 1972 vs NY Rangers)  
MOST ASSISTS, OPPONENT, AWAY GAME: 16 (October 15, 1972 at Boston)  
(December 17, 1972 at NY Rangers)  
(March 7, 1973 at Minnesota)  
(January 2, 1974 at Minnesota)  
MOST ASSISTS, BOTH TEAMS, HOME GAME: 23 (October 23, 1968 vs Chicago)  
(Chicago 14, Pittsburgh 9)  
(December 30, 1974 vs Toronto)  
(Pittsburgh 13, Toronto 10)  
MOST ASSISTS, BOTH TEAMS, AWAY GAME: 24 (January 2, 1974 at Minnesota)  
(Minnesota 16, Pittsburgh 8)  
MOST ASSISTS, ONE HOME PERIOD: 11 (November 22, 1972 vs St. Louis)  
MOST ASSISTS, ONE AWAY PERIOD: 9 (October 28, 1973 at NY Rangers)  
MOST ASSISTS, OPPONENT, HOME PERIOD: 10 (January 19, 1972 vs Vancouver)  
MOST ASSISTS, OPPONENT, AWAY PERIOD: 10 (February 18, 1971 at Buffalo)  
(November 18, 1973 at NY Rangers)  
MOST ASSISTS, BOTH TEAMS, HOME PERIOD: 14 (March 24, 1971 vs Detroit)  
(Pittsburgh 10, Detroit 4)  
MOST ASSISTS, BOTH TEAMS, AWAY PERIOD: 13 (March 16, 1974 at Vancouver)  
(Vancouver 8, Pittsburgh 5)

### POINTS

MOST POINTS, ONE SEASON: 857 (1974-75) (326 goals & 531 assists)  
MOST POINTS, ONE HOME GAME: 32 (March 15, 1975 vs Washington) (12-20)  
MOST POINTS, ONE AWAY GAME: 22 (March 16, 1974 at Vancouver) (8-14)  
MOST POINTS, OPPONENT, HOME GAME: 23 (October 13, 1973 vs NY Rangers)  
MOST POINTS, OPPONENT, AWAY GAME: 26 (March 7, 1973 at Minnesota)  
MOST POINTS, BOTH TEAMS, HOME GAME: 36 (October 23, 1968 vs Chicago)  
(November 22, 1972 vs St. Louis)  
MOST POINTS, BOTH TEAMS, AWAY GAME: 37 (March 7, 1973 at Minnesota)  
(December 21, 1974 at Minnesota)  
MOST POINTS, ONE HOME PERIOD: 18 (November 22, 1972 vs St. Louis)  
MOST POINTS, ONE AWAY PERIOD: 14 (October 28, 1973 at NY Rangers)  
MOST POINTS, OPPONENT, ONE HOME PERIOD: 15 (January 19, 1972 vs Vancouver)  
MOST POINTS, OPPONENT, ONE AWAY PERIOD: 15 (February 18, 1971 at Buffalo)  
(November 18, 1973 at NY Rangers)  
MOST POINTS, BOTH TEAMS, ONE HOME PERIOD: 21 (March 24, 1971 vs Detroit)  
(November 22, 1972 vs St. Louis)  
MOST POINTS, BOTH TEAMS, ONE AWAY PERIOD: 21 (March 16, 1974 at Vancouver)

### PENALTIES + PENALTY MINUTES — ONE SEASON

MOST PENALTIES, ONE SEASON: 438 (1974-75) (392-25-21)  
FEWEST PENALTIES, ONE SEASON: 248 (1967-68) (237-6-5)  
MOST MINORS, ONE SEASON: 392 (1974-75) (194-198)  
MOST MAJORS, ONE SEASON: 45 (1970-71) (21-24)  
MOST MISCONDUCTS, ONE SEASON: 21 (1974-75) (11-10)  
MOST PENALTY MINUTES, ONE SEASON: 1119 (1974-75) (392-25-21)  
FEWEST PENALTY MINUTES, ONE SEASON: 554 (1967-68) (237-6-5)

## PENALTIES – GAME

MOST PENALTIES, HOME GAME: 13 (November 22, 1969 vs Philadelphia) (10-2-1)  
(November 7, 1974 vs Los Angeles) (10-2-1)  
MOST PENALTIES, AWAY GAME: 13 (November 9, 1971 at St. Louis) (7-5-1)  
MOST PENALTIES, OPPONENT, HOME GAME: 18 (January 27, 1973 vs Philadelphia)  
(10-4-4)  
MOST PENALTIES, OPPONENT, AWAY GAME: 16 (February 7, 1974 at Philadelphia)  
(13-1-2)  
MOST PENALTIES, BOTH TEAMS, HOME GAME: 28 (November 1, 1969 vs Minnesota)  
(25-0-3)  
MOST PENALTIES, BOTH TEAMS, AWAY GAME: 27 (November 9, 1971 at St. Louis)  
(15-10-2)

## PENALTY MINUTES – GAME

MOST PENALTY MINUTES, HOME GAME: 44 (October 10, 1970 vs Buffalo) (7-2-2)  
MOST PENALTY MINUTES, AWAY GAME: 49 (November 9, 1971 at St. Louis) (7-5-1)  
MOST PENALTY MINUTES,  
OPPONENT, HOME GAME: 80 (January 27, 1973 vs Philadelphia) (10-4-4)  
MOST PENALTY MINUTES,  
OPPONENT, AWAY GAME: 58 (October 18, 1970 at Buffalo) (9-2-3)  
MOST PENALTY MINUTES,  
BOTH TEAMS, HOME GAME: 113 (January 27, 1973 vs Philadelphia) (14-9-4)  
(Philadelphia 80, Pittsburgh 33)  
MOST PENALTY MINUTES,  
BOTH TEAMS, AWAY GAME: 92 (February 18, 1973 at Boston) (16-8-2)  
(Boston 56, Pittsburgh 46)

## PENALTIES – PERIOD

MOST PENALTIES, ONE HOME PERIOD: 9 (April 4, 1971 vs St. Louis) (6-2-1)  
MOST PENALTIES, ONE AWAY PERIOD: 8 (October 18, 1970 at Buffalo) (5-2-1)  
MOST PENALTIES, OPPONENT,  
ONE HOME PERIOD: 10 (November 4, 1970 vs. Vancouver) (7-2-1)  
MOST PENALTIES, OPPONENT,  
ONE AWAY PERIOD: 12 (October 18, 1970 at Buffalo) (7-2-3)  
MOST PENALTIES, BOTH TEAMS,  
ONE HOME PERIOD: 18 (November 4, 1970 vs Vancouver) (12-4-2)  
MOST PENALTIES, BOTH TEAMS,  
ONE AWAY PERIOD: 20 (October 18, 1970 at Buffalo) (12-4-4)

## PENALTY MINUTES – PERIOD

MOST PENALTY MINUTES,  
ONE HOME PERIOD: 36 (October 10, 1970 vs Buffalo) (3-2-2)  
MOST PENALTY MINUTES,  
ONE AWAY PERIOD: 34 (November 28, 1970 at Montreal) (2-4-1)  
MOST PENALTY MINUTES, OPPONENT,  
ONE HOME PERIOD: 46 (January 11, 1975 vs California) (3-2-3)  
MOST PENALTY MINUTES, OPPONENT,  
ONE AWAY PERIOD: 54 (October 18, 1970 at Buffalo) (7-2-3)  
MOST PENALTY MINUTES, BOTH TEAMS,  
ONE HOME PERIOD: 70 (April 4, 1971 vs St. Louis) (10-4-3)  
(January 11, 1975 vs California) (5-4-4)  
MOST PENALTY MINUTES, BOTH TEAMS,  
ONE AWAY PERIOD: 84 (October 18, 1970 at Buffalo) (12-4-4)

## INDIVIDUAL

MOST SEASONS: 7 - Jean Pronovost (1968-75)  
MOST GAMES PLAYED: 515 - Jean Pronovost  
MOST CONSECUTIVE GAMES PLAYED: 276 - Nick Harbaruk  
MOST CONSECUTIVE GAMES,  
SCORING GOALS: 7 - Jean Pronovost (March 2 to 14, 1972) (7 goals)  
- Jean Pronovost (February 27 to March 10, 1974) (9 goals)  
MOST GOALS, ONE SEASON, CENTER: 31 - Pierre Larouche (1974-75)  
MOST GOALS, ONE SEASON, LEFT WING: 43 - Lowell MacDonald (1973-74)  
MOST GOALS, ONE SEASON, RIGHT WING: 43 - Jean Pronovost (1974-75)  
MOST GOALS, ONE SEASON, DEFENSEMAN: 15 - Darryl Edestrand (1972-73)  
- Ron Stackhouse (1974-75)  
MOST GOALS, ONE GAME: 3 - Lowell MacDonald (November 15, 1972 vs Minnesota)  
Lowell MacDonald (November 13, 1973 vs Minnesota)  
Lowell MacDonald (March 27, 1974 vs Minnesota)  
Al McDonough (October 11, 1972 at St. Louis)  
Al McDonough (November 18, 1972 vs Atlanta)  
Al McDonough (November 22, 1972 vs St. Louis)  
Ken Schinkel (October 31, 1967 vs Chicago)  
Ken Schinkel (February 4, 1970 vs Minnesota)  
Andy Bathgate (October 18, 1967 vs Minnesota)  
Glen Sather (December 19, 1970 vs Detroit)  
Duane Rupp (March 24, 1971 vs Detroit)  
Bob Leiter (December 1, 1971 vs Detroit)  
Eddie Shack (November 29, 1972 vs Toronto)  
Syl Apps (December 13, 1972 vs NY Islanders)  
Bob Kelly (March 24, 1974 vs Detroit)  
Rick Kehoe (February 15, 1975 at Toronto)  
Jean Pronovost (February 26, 1975 vs Washington)  
Pierre Larouche (March 12, 1975 vs Boston)  
MOST GOALS, ONE PERIOD: 3 - Al McDonough (November 18, 1972 vs Atlanta)  
Lowell MacDonald (November 13, 1972 vs Minnesota)  
MOST GOALS, ONE MONTH: 11 - Jean Pronovost (March 1974) & (January 1975)

## ASSISTS

MOST ASSISTS, ALL TIME: 232 - Syl Apps  
MOST ASSISTS, ONE SEASON: 63 - Ron Schock (1974-75)  
MOST CONSECUTIVE GAMES SCORING ASSISTS: 9 - Syl Apps (March 2 to 20, 1974)  
(15 assists)  
Syl Apps (March 2 to 20, 1975)  
(15 assists)  
MOST ASSISTS, ONE SEASON, CENTER: 63 - Ron Schock (1974-75)  
MOST ASSISTS, ONE SEASON, LEFT WING: 42 - Vic Hadfield (1974-75)  
MOST ASSISTS, ONE SEASON, RIGHT WING: 41 - Al McDonough (1972-73)  
MOST ASSISTS, ONE SEASON, DEFENSEMAN: 45 - Ron Stackhouse (1974-75)  
MOST ASSISTS, ONE SEASON, GOALIE: 2 - Gary Inness (1974-75)  
MOST ASSISTS, ONE GAME: 6 - Ron Stackhouse, (March 8, 1975 vs Philadelphia)  
MOST ASSISTS, ONE PERIOD: 4 - Syl Apps (March 24, 1971 vs Detroit)  
Ron Stackhouse (March 8, 1975 vs Philadelphia)  
MOST ASSISTS, ONE MONTH: 24 - Syl Apps (March, 1974)

## POINTS

MOST POINTS, ALL TIME: 370 - Jean Pronovost  
MOST POINTS, ONE SEASON: 86 - Ron Schock (1974-75)  
MOST CONSECUTIVE GAMES,  
SCORING POINTS: 10 - Syl Apps (February 1, to February 22, 1975)  
(2 goals & 12 assists)  
MOST POINTS, ONE SEASON, CENTER: 86 - Ron Schock (1974-75)  
MOST POINTS, ONE SEASON, LEFT WING: 82 - Lowell MacDonald (1973-74)  
MOST POINTS, ONE SEASON, RIGHT WING: 76 - Al McDonough (1972-73)  
MOST POINTS, ONE SEASON, DEFENSEMAN: 60 - Ron Stackhouse (1974-75)  
MOST POINTS, ONE SEASON, GOALIE: 2 - Gary Inness (1974-75)  
MOST POINTS, ONE GAME: 6 - Syl Apps (December 13, 1972 vs NY Islanders)  
(3 goals & 3 assists)  
6 - Ron Stackhouse (March 8, 1975 vs Philadelphia)  
(6 assists)  
MOST POINTS, ONE PERIOD: 4 - Syl Apps (March 24, 1971 vs Detroit) (4 assists)  
Ron Stackhouse (March 8, 1975 vs Philadelphia)  
(4 assists)  
MOST POINTS, ONE MONTH: 27 - Syl Apps (March, 1974) (3 goals & 24 assists)

## PENALTIES

MOST PENALTIES, ALL TIME: 302 - Bryan Watson (238-49-15)  
MOST PENALTIES, ONE SEASON: 71 - Bryan Watson (1969-70) (62-5-4)  
Bryan Watson (1971-72) (56-10-5)  
MOST PENALTIES, ONE GAME: 6 - Bryan Watson (February 11, 1970 at Chicago)  
(3-2-1)  
MOST PENALTIES, ONE PERIOD: 4 - Glen Sather (October 18, 1970 at Buffalo)  
3-1-0  
Al Smith (April 4, 1971 vs St. Louis) (2-1-1)

## PENALTY MINUTES

MOST PENALTY MINUTES, ALL TIME: 871 - Bryan Watson (238-49-15)  
MOST PENALTY MINUTES, ONE SEASON: 212 - Bryan Watson (1971-72) (56-10-5)  
MOST PENALTY MINUTES, ONE SEASON, CENTER: 133 - Bryan Hextall (1970-71)  
MOST PENALTY MINUTES,  
ONE SEASON, LEFT WING: 120 - Bob Kelly (1974-75)  
MOST PENALTY MINUTES,  
ONE SEASON, RIGHT WING: 108 - Nick Harbaruk (1970-71)  
MOST PENALTY MINUTES,  
ONE SEASON, DEFENSEMAN: 212 - Bryan Watson (1971-72)  
MOST PENALTY MINUTES,  
ONE SEASON, GOALIE: 60 - Andy Brown (1973-74)  
MOST PENALTY MINUTES, ONE GAME: 27 - Steve Durbano (March 2, 1974 vs  
Vancouver) (1-1-2)  
Colin Campbell (March 19, 1975 at  
California) (1-1-2)  
MOST PENALTY MINUTES, ONE PERIOD: 25 - Bryan Hextall (October 10, 1970 vs  
Buffalo) (0-1-2)  
Colin Campbell (March 19, 1975 at  
California) (0-1-2)

## MINORS-MAJORS-MISCONDUCTS

MOST MINORS, ONE SEASON: 62 - Bryan Watson (1969-70)  
MOST MINORS, ONE GAME: 5 - Bryan Watson (February 21, 1970 at California)  
MOST MINORS, ONE PERIOD: 3 - Several players  
MOST MAJORS, ONE SEASON: 15 - Bryan Watson (1972-73)  
MOST MISCONDUCTS, ONE SEASON: 5 - Bryan Watson (1971-72)

## GOALIES

MOST GAMES, ALL TIME: 196 - Les Binkley  
MOST GAMES, ONE SEASON: 57 - Gary Inness (1974-75)  
MOST MINUTES PLAYED, ALL TIME: 11,046 - Les Binkley  
MOST MINUTES PLAYED, ONE SEASON: 3,141 - Les Binkley (1967-68)  
MOST GOALS AGAINST, ALL TIME: 574 - Les Binkley (280 & 294)  
MOST GOALS AGAINST, ONE SEASON: 161 - Gary Inness (1974-75)  
LOWEST GOALS AGAINST AVERAGE, ALL TIME: 2.86 - Hank Bassen  
LOWEST GOALS AGAINST AVERAGE, ONE SEASON: 2.86 - Hank Bassen  
(1967-68)  
MOST SHUTOUTS, ALL TIME: 11 - Les Binkley  
MOST SHUTOUTS, ONE SEASON: 6 - Les Binkley (1967-68)  
MOST SAVES, ALL TIME: 5,031 - Les Binkley  
MOST SAVES, ONE SEASON: 1,543 - Gary Inness (1974-75)  
MOST WINS, ALL TIME: 58 - Les Binkley  
MOST WINS, ONE SEASON: 24 - Gary Inness (1974-75)  
MOST LOSSES, ALL TIME: 94 - Les Binkley  
MOST LOSSES, ONE SEASON: 31 - Les Binkley (1968-69)  
MOST TEAM POINTS, ONE SEASON: 58 - Gary Inness (1974-75) (24 wins &  
10 ties)  
MOST WINS IN A ROW: 6 - Al Smith (February 15 to March 4, 1970)  
MOST HOME WINS IN A ROW: 13 - Jim Rutherford (February 16 to November  
22, 1972)  
MOST AWAY WINS IN A ROW: 4 - Les Binkley (February 25 to March 30, 1968)  
MOST LOSSES IN A ROW: 7 - Andy Brown (November 24, 1973 to January 16,  
1974)  
MOST HOME LOSSES IN A ROW: 4 - Les Binkley (November 6 to 16, 1968)  
- Les Binkley (December 4 to 21, 1968)  
MOST AWAY LOSSES IN A ROW: 10 - Joe Daley (November 13, 1968 to  
March 20, 1969)  
LONGEST UNBEATEN STREAK: 9 - Jim Rutherford (March 14, 1972 to  
October 11, 1972) (6-0-3)  
LONGEST HOME UNBEATEN STREAK: 16 - Jim Rutherford (February 16,  
1972 to December 2, 1972) (15-0-1)  
LONGEST AWAY UNBEATEN STREAK: 5 - Les Binkley (November 28 to  
December 11, 1968)  
LONGEST WINLESS STREAK: 15 - Al Smith (January 28, 1971 to April 1,  
1971) (0-10-5)  
LONGEST HOME WINLESS STREAK: 9 - Les Binkley (November 6 to  
December 21, 1968) (0-8-1)  
LONGEST AWAY WINLESS STREAK: 26 - Al Smith (March 5, 1970 to April 1,  
1971) (0-18-8)

## SHOTS & SAVES – GAME

MOST SHOTS FOR, HOME GAME: 65 vs Washington (Low-Belhumeur) March 15, 1975  
MOST SHOTS FOR, AWAY GAME: 49 at Toronto (Hamel) November 20, 1974  
MOST SHOTS AGAINST, HOME GAME: 54 vs Buffalo (Inness-Johnson) Nov. 30, 1974  
MOST SHOTS AGAINST, AWAY GAME: 54 at Montreal (Bassen) March 16, 1968  
FEWEST SHOTS FOR, HOME GAME: 18 vs St. Louis (Plante) November 19, 1969  
FEWEST SHOTS FOR, AWAY GAME: 16 at Boston (Cheevers) January 28, 1968  
16 at Chicago (Esposito) January 5, 1972  
FEWEST SHOTS AGAINST, HOME GAME: 13 vs Los Angeles (Smith) October 22, 1969  
FEWEST SHOTS AGAINST, AWAY GAME: 15 at California (Binkley) October 17, 1971  
MOST SAVES FOR, HOME GAME: 47 vs Buffalo (Johnson) November 30, 1974  
MOST SAVES FOR, AWAY GAME: 48 at Montreal (Bassen) March 16, 1968  
MOST SAVES AGAINST, HOME GAME: 53 vs Montreal (Thomas) March 10, 1974  
MOST SAVES AGAINST, AWAY GAME: 44 at Vancouver (Wilson) November 5, 1971

## SHOTS & SAVES – PERIOD

MOST SHOTS FOR, HOME PERIOD: 27 vs Washington (Low) March 15, 1975  
MOST SHOTS FOR, AWAY PERIOD: 22 at Minnesota (Worsley) March 23, 1974  
MOST SHOTS AGAINST, HOME PERIOD: 23 vs Detroit (Binkley) December 4, 1968  
MOST SHOTS AGAINST, AWAY PERIOD: 24 at NY Rangers (Plasse) March 2, 1975  
FEWEST SHOTS FOR, HOME PERIOD: 2 vs St. Louis (Plante) November 19, 1969  
FEWEST SHOTS FOR, AWAY PERIOD: 1 at NY Rangers (Giacomin) March 8, 1970  
1 at Chicago (Esposito) February 10, 1974  
FEWEST SHOTS AGAINST, HOME PERIOD: 2 vs Philadelphia (Smith) Feb. 17, 1970  
2 vs NY Rangers (Smith) Jan. 2, 1971  
2 vs California (Rutherford) Oct. 20, 1973  
2 vs California (Brown) Feb. 16, 1974  
FEWEST SHOTS AGAINST, AWAY PERIOD: 2 at St. Louis (Binkley) March 19, 1970  
MOST SAVES FOR, HOME PERIOD: 21 vs NY Rangers (Binkley) November 16, 1968  
21 vs NY Rangers (Smith) March 18, 1970  
MOST SAVES FOR, AWAY PERIOD: 22 at NY Rangers (Plasse) March 2, 1975  
MOST SAVES AGAINST, HOME PERIOD: 23 vs California (Simmons) Jan. 22, 1975  
23 vs Washington (Low) March 15, 1975  
MOST SAVES AGAINST, AWAY PERIOD: 22 at Minnesota (Worsley) March 23, 1974

## SHUTOUTS

MOST SHUTOUTS WON, ONE SEASON: 6 (1967-68)  
MOST SHUTOUTS LOST, ONE SEASON: 13 (1969-70)  
LARGEST HOME SHUTOUT WIN: 8 - 0 (March 24, 1974 vs Detroit)  
LARGEST AWAY SHUTOUT WIN: 6 - 0 (November 17, 1974 at Washington)  
LARGEST HOME SHUTOUT LOSS: 6 - 0 (October 27, 1973 vs Philadelphia)  
LARGEST AWAY SHUTOUT LOSS: 7 - 0 (January 13, 1968 at Toronto)  
7 - 0 (November 4, 1973 at Philadelphia)  
7 - 0 (November 18, 1973 at NY Rangers)

## FASTEST GOALS

FASTEST TWO GOALS,  
ONE PLAYER: 7 seconds by Wally Boyer, March 5, 1970 at Detroit vs Roy Edwards  
FASTEST TWO GOALS, OPPONENT,  
ONE PLAYER: 15 seconds by Bill Goldsworthy, Minnesota, March 23, 1974 vs  
Gary Inness at Minnesota  
FASTEST TWO GOALS,  
BOTH TEAMS: 5 seconds by Rick Martin (Buffalo) & Greg Polis (Pittsburgh),  
January 3, 1974 at Buffalo (NHL Record)  
FASTEST TWO PITTSBURGH  
GOALS: 9 seconds by Al McDonough & Ken Schinkel on November 22, 1972 vs  
St. Louis  
FASTEST TWO OPPONENT  
GOALS: 6 seconds by Guy Lafleur & Steve Shutt (Montreal) on April 2, 1975  
at Montreal  
FASTEST TWO PITTSBURGH  
ASSISTS: 7 seconds by Ron Schock on March 5, 1970 at Detroit  
FASTEST TWO OPPONENT  
ASSISTS: 6 seconds by Pete Mahovlich (Montreal) on April 2, 1975 at Detroit  
FASTEST THREE PITTSBURGH  
GOALS, ONE PLAYER: 4:17 by Lowell MacDonald on November 13, 1973  
vs Cesare Maniago vs Minnesota  
FASTEST THREE OPPONENT  
GOALS, ONE PLAYER: 3:26 by Stan Gilbertson (Washington) on April 6, 1975  
vs Bob Johnson at Washington  
FASTEST THREE GOALS,  
BOTH TEAMS: 40 seconds by Rick Martin (Buffalo), Greg Polis (Pittsburgh) &  
Craig Ramsay (Buffalo) on January 3, 1974 at Buffalo  
FASTEST THREE PITTSBURGH  
GOALS: 27 seconds by Al McDonough, Ken Schinkel & Ron Schock on  
November 22, 1972 vs St. Louis  
FASTEST THREE OPPONENT  
GOALS: 51 seconds by Guy Lafleur (2) & Pete Mahovlich (Montreal) on  
January 26, 1975 at Montreal vs Michel Plasse  
FASTEST FOUR PITTSBURGH  
GOALS, ONE PLAYER: Never accomplished by one player  
FASTEST FOUR PITTSBURGH  
GOALS: 1:49 by Bryan Hextall, Jean Pronovost, Al McDonough and Ken Schinkel  
1:49 by Jean Pronovost, Al McDonough, Ken Schinkel and Ron Schock –  
both on November 22, 1972 vs St. Louis  
FASTEST FIVE PITTSBURGH  
GOALS: (NHL RECORD) 2:07 by Bryan Hextall, Jean Pronovost, Al McDonough,  
Ken Schinkel & Ron Schock on November 22, 1972 vs St. Louis  
FASTEST SIX PITTSBURGH  
GOALS: 5:02 by Greg Polis, Bryan Hextall, Jean Pronovost, Al McDonough, Ken Schinkel  
& Ron Schock on November 22, 1972 vs St. Louis  
FASTEST SEVEN PITTSBURGH  
GOALS: 12:11 by Al McDonough, Greg Polis, Bryan Hextall, Jean Pronovost, Al  
McDonough, Ken Schinkel & Ron Schock on November 22, 1972 vs St. Louis

### FASTEST GOALS (Cont'd.)

FASTEST PITTSBURGH GOAL,  
START OF GAME: *11 seconds by Bryan Hextall, January 25, 1970 at Boston*

FASTEST OPPONENT GOAL,  
START OF GAME: *14 seconds by Brit Selby, Philadelphia, December 17, 1967 at Philadelphia*

FASTEST PITTSBURGH GOAL,  
START OF SECOND PERIOD: *7 seconds by Lowell MacDonald, February 10, 1973 at Boston*

FASTEST OPPONENT GOAL,  
START OF SECOND PERIOD: *7 seconds by Joey Johnston, California, October 20, 1973 at Pittsburgh*

FASTEST PITTSBURGH GOAL,  
START OF THIRD PERIOD: *12 seconds by Greg Polis, April 1, 1972 at Philadelphia*

FASTEST OPPONENT GOAL,  
START OF THIRD PERIOD: *16 seconds by Gerry Ehman, California, March 17, 1971 at California*  
*16 seconds by Doug Jarrett, Chicago, February 24, 1974 at Chicago*

EARLIEST WINNING GOAL: *35 seconds by Ken Schinkel, October 17, 1972 at New York Islanders (5-0)*

EARLIEST WINNING GOAL,  
OPPONENT: *29 seconds by Andre Boudrias, St. Louis, January 3, 1970 at St. Louis (6-0)*

### PLAYOFF RECORDS

MOST YEARS IN PLAYOFFS: 3 — Ron Schock & Jean Pronovost

MOST GAMES IN PLAYOFFS: 23 — Ron Schock & Jean Pronovost

MOST CAREER POINTS IN PLAYOFFS: 15 — Jean Pronovost (7-8-15)

MOST CAREER GOALS IN PLAYOFFS: 7 — Jean Pronovost

MOST CAREER ASSISTS IN PLAYOFFS: 10 — Ron Schock

MOST CAREER PENALTY MINUTES IN PLAYOFFS: 51 — Tracy Pratt

MOST CAREER GAMES, GOALIE, PLAYOFFS: 9 — Gary Inness

MOST CAREER MINUTES PLAYED, GOALIE, PLAYOFFS: 540 — Gary Inness

MOST POINTS, ONE PLAYOFF YEAR: 8 — Michel Briere (1970)  
Bob Kelly (1975)  
Ron Stackhouse (1975)

MOST GOALS, ONE PLAYOFF YEAR: 5 — Michel Briere (1970)  
Bob Kelly (1975)

MOST ASSISTS, ONE PLAYOFF YEAR: 6 — Ron Schock (1970)  
Ron Stackhouse (1975)

MOST PENALTY MINUTES, ONE PLAYOFF YEAR: 51 — Tracy Pratt (1970)

MOST POINTS, DEFENSEMAN,  
ONE PLAYOFF YEAR: 8 — Ron Stackhouse (1975)

MOST GOALS, DEFENSEMAN,  
ONE PLAYOFF YEAR: 2 — Duane Rupp (1970)  
Ron Stackhouse (1975)

MOST ASSISTS, DEFENSEMAN,  
ONE PLAYOFF YEAR: 6 — Ron Stackhouse (1975)

MOST POINTS, ONE LINE,  
ONE PLAYOFF YEAR: 21 — Bob Kelly-Pierre Larouche-Chuck Arnason (1975)

MOST POINTS,  
ONE PLAYOFF GAME: 3 — Ken Schinkel (April 11, 1970) (3g)  
Dean Prentice (April 11, 1970) (3a)  
Lowell MacDonald (April 11, 1975) (2g-1a)  
Jean Pronovost (April 15, 1975) (1g-2a)

### PLAYOFF RECORDS (Cont'd.)

MOST GOALS, ONE PLAYOFF GAME: 3 — Ken Schinkel  
(April 11, 1970 at California)

MOST ASSISTS, ONE PLAYOFF GAME: 3 — Dean Prentice  
(April 11, 1970 at California)

MOST PENALTY MINUTES,  
ONE PLAYOFF GAME: 32 — Tracy Pratt (April 19, 1970 at St. Louis)

MOST POINTS, ONE PLAYOFF PERIOD: 2 — Several players

MOST GOALS,  
ONE PLAYOFF PERIOD: 2 — Ken Schinkel (April 11, 1970 at California)  
Ken Schinkel (April 9, 1972 vs Chicago)  
Chuck Arnason (April 8, 1975 vs St. Louis)

MOST ASSISTS, ONE PLAYOFF PERIOD: 2 — Several players

MOST PENALTIES, ONE PLAYOFF PERIOD: 4 — Bryan Hextall (1-2-1)  
(April 19, 1970 at St. Louis)

MOST PENALTY MINUTES,  
ONE PLAYOFF PERIOD: 25 — Tracy Pratt (April 19, 1970 at St. Louis)  
(0-1-2)

MOST CONSECUTIVE WINS  
BY A GOALIE: 5 — Gary Inness (April 8 to 17, 1975)

### TEAM

MOST GOALS, BOTH TEAMS, ONE GAME: 11 — Chicago 6, Pittsburgh 5  
(April 9, 1972)

FEWEST GOALS, BOTH TEAMS, ONE GAME: 1 — New York Islanders 1,  
Pittsburgh 0 (Apr. 26, 1975)

MOST GOALS FOR, ONE GAME: 6 — at New York Islanders (April 17, 1975)

MOST GOALS AGAINST, ONE GAME: 6 — vs Chicago (April 9, 1972)

FEWEST GOALS FOR, ONE GAME: 0 — at St. Louis (April 28, 1970)  
vs Chicago (April 8, 1972)  
vs New York Islanders (April 26, 1975)

FEWEST GOALS AGAINST,  
ONE GAME: 1 — vs California (April 8, 1970)  
vs California (April 9, 1970)  
vs St. Louis (April 26, 1970)  
vs New York Islanders (April 5, 1975)  
vs New York Islanders (April 26, 1975)

MOST GOALS, BOTH TEAMS,  
ONE PERIOD: 6 — Pittsburgh 3, New York Islanders 3 (April 17, 1975)

MOST GOALS FOR, ONE PERIOD: 4 — vs Chicago (April 9, 1972)

MOST GOALS AGAINST, ONE PERIOD: 3 — five times: St. Louis 3, Chicago 1  
& New York Islanders 1

MOST PENALTIES, BOTH TEAMS, SERIES: 89 — Pittsburgh 49,  
St. Louis 40 (1970)

MOST PENALTY MINUTES,  
BOTH TEAMS, SERIES: 306 — Pittsburgh 162, St. Louis 144 (1970)

MOST PENALTIES, PITTSBURGH, SERIES: 49 — vs St. Louis (1970)

MOST PENALTIES, OPPONENT, SERIES: 40 — vs St. Louis (1970)

MOST PENALTY MINUTES,  
PITTSBURGH, SERIES: 162 — vs St. Louis (1970)

MOST PENALTY MINUTES,  
OPPONENT, SERIES: 144 — vs St. Louis (1970)





**SCORING SUMMARIES**

**PITTSBURGH VS BOSTON**

1974-75	GP	W	L	T	PTS	GF	GA	PPG	SHG	PEN	PIM
PITTSBURGH	5	1	2	2	4	20	21	2	0	22	69
BOSTON	5	2	1	2	6	21	20	1	0	19	55

**AT PITTSBURGH**

Oct. 23	Pgh. 5 (a)	Bos. 5 (e)
Jan. 18	Pgh. 4 (b)	Bos. 4 (e)
Mar. 12	Pgh. 5 (a)	Bos. 3 (e)

- (a) Inness in goal
- (b) Plasse in goal

**AT BOSTON**

Dec. 8	Bos. 3 (f)	Pgh. 2 (a)
Feb. 25	Bos. 6 (e)	Pgh. 4 (b)

- (e) Gilbert in goal
- (f) Brooks in goal

**GOALS BY PERIODS**

	1st	2nd	3rd	Total
PITTSBURGH	8	10	2	20
BOSTON	8	6	7	21

**SHOTS BY PERIODS**

	1st	2nd	3rd	Total
PITTSBURGH	61	66	55	182
BOSTON	62	78	60	200

**PITTSBURGH**

PLAYER	GP	G	A	PTS	PIM
Stackhouse	4	1	5	6	4
Schock	5	1	5	6	0
Larouche	5	4	1	5	0
Pronovost	5	2	3	5	4
Kelly	4	2	2	4	5
MacDonald	4	2	2	4	0
Apps	5	2	2	4	14
Wilkins	4	0	4	4	2
Kehoe	5	2	1	3	10
Arnason	5	1	2	3	2
Burrows	5	1	2	3	2
Debenedet	2	0	2	2	0
Paradise	5	0	2	2	6
McManama	2	1	0	1	0
Morrison	3	1	0	1	0
Laframboise	2	0	1	1	2
Lalonde	2	0	1	1	0
Plasse	2	0	1	1	2
Pratt	2	0	1	1	2
Bennett	1	0	0	0	0
Bianchin	1	0	0	0	0
DeMarco	1	0	0	0	0
Stumpf	1	0	0	0	2
Lagace	2	0	0	0	0
Owchar	2	0	0	0	0
Campbell	2	0	0	0	12
Inness	3	0	0	0	0
Hadfield	5	0	0	0	0
<b>TOTAL</b>	<b>5</b>	<b>20</b>	<b>37</b>	<b>57</b>	<b>22-69</b>

**BOSTON**

PLAYER	GP	G	A	PTS	PIM
Orr	5	5	5	10	0
Schmautz	4	3	4	7	0
Sheppard	5	2	4	6	0
Savard	5	2	3	5	4
Bucyk	5	1	4	5	0
O'Reilly	4	3	1	4	2
Marcotte	5	2	2	4	14
Vadnais	5	2	2	4	0
Esposito	5	0	3	3	4
Hodge	5	9	2	2	2
Nowak	2	1	0	1	14
Cashman	3	0	1	1	0
Brooks	1	0	0	0	0
Graham	1	0	0	0	7
Sarner	1	0	0	0	0
Anderson	2	0	0	0	0
Doak	2	0	0	0	2
McKechnie	3	0	0	0	0
Forbes	4	0	0	0	0
Gilbert	4	0	0	0	0
Edestrand	5	0	0	0	4
Sims	5	0	0	0	2
Smith	5	0	0	0	0
<b>TOTAL</b>	<b>5</b>	<b>21</b>	<b>31</b>	<b>52</b>	<b>19-55</b>

**GOALIES**

	GP	MP	GA	SO	AVG
Inness (1-1-1)	3	180	11	0	2.67
Plasse (0-1-1)	2	120	10	0	5.00
<b>TOTAL</b>	<b>5</b>	<b>300</b>	<b>21</b>	<b>0</b>	<b>4.20</b>

**GOALIES**

	GP	MP	GA	SO	AVG
Brooks (1-0-0)	1	60	2	0	2.00
Gilbert (1-1-2)	4	240	18	0	4.50
<b>TOTAL</b>	<b>5</b>	<b>300</b>	<b>20</b>	<b>0</b>	<b>4.00</b>

**SCORINGS SUMMARIES**

**PITTSBURGH VS BUFFALO**

1974-75	GP	W	L	T	PTS	GF	GA	PPG	SHG	PEN	PIM
PITTSBURGH	5	0	3	2	2	18	30	4	0	23	49
BUFFALO	5	3	0	2	8	30	18	5	1	26	55

**AT PITTSBURGH**

Nov. 30	Pgh. 5 (d)	Buf. 5 (f)
Feb. 12	Pgh. 3 (b)	Buf. 3 (e)

- (a) Inness in goal
- (b) Plasse in goal
- (c) Johnson in goal
- (d) Inness replaced Johnson 26:16
- (e) Johnson replaced Inness 3:05

**AT BUFFALO**

Nov. 10	Buf. 8 (e)	Pgh. 3 (c)
Dec. 1	Buf. 6 (e)	Pgh. 3 (a)
Mar. 9	Buf. 8 (g)	Pgh. 4 (b)

- (e) Bromley in goal
- (f) Farr replaced Bromley 20:00
- (g) Bromley replaced Crozier 40:00

**GOALS BY PERIODS**

	1st	2nd	3rd	Total
PITTSBURGH	8	6	4	18
BUFFALO	10	10	10	30

**SHOTS BY PERIODS**

	1st	2nd	3rd	Total
PITTSBURGH	47	67	46	160
BUFFALO	82	65	75	222

**PITTSBURGH**

PLAYER	GP	G	A	PTS	PIM
Apps	5	0	7	7	4
Pronovost	5	4	2	6	0
Stackhouse	4	2	4	6	0
Arnason	4	2	3	5	4
MacDonald	4	1	3	4	0
Kehoe	5	2	1	3	0
Kelly	5	2	1	3	2
Schock	5	2	1	3	4
Larouche	5	1	2	3	2
Hadfield	5	0	3	3	2
Campbell	3	1	1	2	2
Laframboise	2	0	2	2	0
Wilkins	5	0	2	2	0
Debenedet	3	1	0	1	0
Faubert	1	0	0	0	0
McManama	1	0	0	0	0
Johnson	2	0	0	0	2
Lagace	2	0	0	0	4
Morrison	2	0	0	0	2
Plasse	2	0	0	0	0
Pratt	2	0	0	0	0
Inness	3	0	0	0	0
Lalonde	3	0	0	0	0
Owchar	3	0	0	0	2
Burrows	5	0	0	0	4
Paradise	5	0	0	0	7
<b>TOTAL</b>	<b>5</b>	<b>18</b>	<b>32</b>	<b>50</b>	<b>23-49</b>

**BUFFALO**

PLAYER	GP	G	A	PTS	PIM
Perreault	5	4	7	11	2
Luce	5	4	5	9	0
Robert	4	5	3	8	2
Gare	5	5	3	8	11
Ramsay	5	3	5	8	0
Lorentz	5	2	6	8	0
Dudley	5	2	4	6	0
Korab	5	0	5	5	14
McNab	3	2	1	3	0
Martin	5	2	1	3	2
Carriere	5	0	3	3	8
Spencer	4	0	2	2	4
Mickey	1	1	0	1	0
Stanfield	2	0	1	1	0
Schoenfeld	3	0	1	1	0
Guevremont	4	0	1	1	2
Hajt	5	0	1	1	6
Crozier	1	0	0	0	0
Farr	1	0	0	0	0
McIntosh	1	0	0	0	0
Gratton	3	0	0	0	2
Bromley	5	0	0	0	0
Fogolin	5	0	0	0	0
Bench					2
<b>TOTAL</b>	<b>5</b>	<b>30</b>	<b>49</b>	<b>79</b>	<b>26-55</b>

**GOALIES**

	GP	MP	GA	SO	AVG
Plasse (0-1-1)	2	120	11	0	5.50
Johnson (0-1-1)	2	83	8	0	5.78
Inness (0-1-0)	3	97	11	0	6.80
<b>TOTAL</b>	<b>5</b>	<b>300</b>	<b>30</b>	<b>0</b>	<b>6.00</b>

**GOALIES**

	GP	MP	GA	SO	AVG
Farr (0-0-1)	1	40	1	0	1.50
Bromley (3-0-1)	5	220	14	0	3.81
Crozier (0-0-0)	1	40	3	0	4.50
<b>TOTAL</b>	<b>5</b>	<b>300</b>	<b>18</b>	<b>0</b>	<b>3.60</b>

**SCORING SUMMARIES**

**PITTSBURGH VS CALIFORNIA**

1974-75	GP	W	L	T	PTS	GF	GA	PPG	SHG	PEN	PIM
PITTSBURGH	5	4	0	1	9	25	14	6	1	33	107
CALIFORNIA	5	0	4	1	1	14	25	6	0	26	109

**AT PITTSBURGH**

Nov. 9	Pgh. 5 (c)	Cal. 2 (e)
Jan. 11	Pgh. 6 (b)	Cal. 3 (e)
Jan. 22	Pgh. 7 (b)	Cal. 5 (f)

(b) Plasse in goal  
(c) Johnson in goal

**AT CALIFORNIA**

Feb. 7	Pgh. 4 (b)	Cal. 1 (e)
Mar. 19	Pgh. 3 (b)	Cal. 3 (e)

(e) Meloche in goal  
(f) Simmons in goal

**SCORING SUMMARIES**

**PITTSBURGH VS CHICAGO**

1974-75	GP	W	L	T	PTS	GF	GA	PPG	SHG	PEN	PIM
PITTSBURGH	4	2	1	1	5	20	14	5	2	21	53
CHICAGO	4	1	2	1	3	14	20	3	0	17	40

**AT PITTSBURGH**

Dec. 14	Pgh. 6 (a)	Chi. 3 (e)
Jan. 29	Pgh. 6 (a)	Chi. 1 (e)

(a) Inness in goal  
(f) Herron replaced Inness 12:29  
& Inness returned 13:12

**AT CHICAGO**

Nov. 3	Pgh. 3 (a)	Chi. 3 (e)
Jan. 8	Chi. 7 (e)	Pgh. 5 (f)

(e) Esposito in goal

**GOALS BY PERIODS**

**SHOTS PER PERIOD**

	1st	2nd	3rd	Total	1st	2nd	3rd	Total
PITTSBURGH	10	4	11	25	60	60	66	186
CALIFORNIA	6	5	3	14	61	47	33	141

**GOALS BY PERIODS**

**SHOTS BY PERIODS**

	1st	2nd	3rd	Total	1st	2nd	3rd	Total
PITTSBURGH	6	7	7	20	41	51	38	130
CHICAGO	7	6	1	14	32	52	54	138

**PITTSBURGH**

PLAYER	GP	G	A	PTS	PIM
Larouche	5	4	3	7	4
Pronovost	5	3	4	7	0
MacDonald	4	3	3	6	0
Kelly	5	2	4	6	9
Hadfield	5	4	1	5	2
Arnason	5	3	2	5	6
Schock	5	1	4	5	10
Apps	5	1	3	4	0
Stackhouse	5	1	3	4	10
Wilkins	5	1	3	4	2
Kehoe	4	0	3	3	0
Debenedet	2	1	1	2	0
McManama	4	0	2	2	2
Campbell	5	0	2	2	48
Laframboise	2	1	0	1	0
Lalonde	1	0	1	1	0
Paradise	4	0	1	1	4
Burrows	5	0	1	1	6
Faubert	1	0	0	0	2
Johnson	1	0	0	0	0
Pratt	1	0	0	0	0
Owchar	3	0	0	0	2
Morrison	4	0	0	0	0
Plasse	4	0	0	0	0

**TOTAL** 5 25 41 66 33-107

GOALIES	GP	MP	GA	SO	AVG
Johnson (1-0-0)	1	60	2	0	2.00
Plasse (3-0-1)	4	240	12	0	3.00
<b>TOTAL</b>	<b>5</b>	<b>300</b>	<b>14</b>	<b>0</b>	<b>2.80</b>

**CALIFORNIA**

PLAYER	GP	G	A	PTS	PIM
Gardner	4	1	3	4	0
MacAdam	5	2	1	3	0
Hrechkosy	5	1	2	3	0
Patey	5	1	2	3	0
Frig	5	0	3	3	4
Weir	5	2	0	2	2
Simmer	2	1	1	2	2
Johnston	4	1	1	2	4
B. Stewart	4	1	1	2	6
J. Stewart	5	1	1	2	2
Huston	3	0	2	2	0
Williams	4	0	2	2	27
King	1	1	0	1	0
Moxey	3	1	0	1	0
Lavender	4	1	0	1	14
Mott	3	0	1	1	0
Spring	3	0	1	1	0
Meloche	4	0	1	1	0
Pesut	4	0	1	1	15
Hampton	5	0	1	1	0
Gilbertson	1	0	0	0	0
Greig	1	0	0	0	27
Patrick	1	0	0	0	0
Simmons	1	0	0	0	2
Christie	2	0	0	0	0
Neilson	5	0	0	0	2
Bench					2

**TOTAL** 5 14 24 38 26-109

GOALIES	GP	MP	GA	SO	AVG
Meloche (0-3-1)	4	240	18	0	4.25
Simmons (0-1-0)	1	60	7	0	6.00
<b>TOTAL</b>	<b>5</b>	<b>300</b>	<b>25</b>	<b>0</b>	<b>5.00</b>

**PITTSBURGH**

PLAYER	GP	G	A	PTS	PIM
Hadfield	4	3	6	9	5
Schock	4	3	4	7	6
Pronovost	4	3	2	5	0
Stackhouse	3	2	3	5	0
Owchar	4	2	2	4	2
Kehoe	4	1	3	4	0
Arnason	4	1	2	3	2
MacDonald	3	1	1	2	0
Apps	4	1	1	2	4
Larouche	4	1	1	2	0
Lagace	2	0	2	2	6
Pratt	2	0	2	2	0
Wilkins	1	1	0	1	0
Kelly	3	1	0	1	12
Campbell	4	0	1	1	4
Paradise	4	0	1	1	8
Bennett	1	0	0	0	0
Debenedet	1	0	0	0	0
Herron	1	0	0	0	0
Laframboise	1	0	0	0	0
Lalonde	1	0	0	0	0
McManama	2	0	0	0	0
Morrison	2	0	0	0	0
Burrows	4	0	0	0	2
Inness	4	0	0	0	0
Bench					2

**TOTAL** 4 20 31 51 21-53

GOALIES	GP	MP	GA	SO	AVG
Inness (2-1-1)	4	239	13	0	3.26
Herron (0-0-0)	1	1	1	0	60.0
<b>TOTAL</b>	<b>4</b>	<b>240</b>	<b>14</b>	<b>0</b>	<b>3.50</b>

**CHICAGO**

PLAYER	GP	G	A	PTS	PIM
Marks	4	4	1	5	2
Gagnon	4	0	5	5	0
Pappin	4	2	2	4	2
Redmond	4	2	1	3	2
Boldirev	4	2	1	3	4
Mikita	3	1	2	3	4
Jarrett	3	0	3	3	0
Hull	4	1	1	2	0
Koroll	4	1	1	2	2
Rota	4	1	1	2	0
Martin	3	0	2	2	2
Tallon	1	0	1	1	0
Bordeleau	4	0	1	1	0
Esposito	4	0	1	1	0
Russell	4	0	1	1	7
Holt	1	0	0	0	0
Palmer	2	0	0	0	2
White	2	0	0	0	0
Daigle	3	0	0	0	0
Magnuson	3	0	0	0	11
Mulvey	4	0	0	0	2

**TOTAL** 4 14 24 38 17-40

GOALIES	GP	MP	GA	SO	AVG
Esposito	4	240	20	0	5.00
<b>TOTAL</b>	<b>4</b>	<b>240</b>	<b>20</b>	<b>0</b>	<b>5.00</b>

**SCORING SUMMARIES**

1974-75	GP	W	L	T	PTS	GF	GA	PPG	SHG	PEN	PIM
PITTSBURGH	6	4	2	0	8	24	15	7	1	33	85
DETROIT	6	2	4	0	4	15	24	2	1	40	91

**AT PITTSBURGH**

Oct. 12 Pgh. 7 (a) Det. 2 (h)  
 Feb. 23 Det. 3 (e) Pgh. 1 (a)  
 Apr. 5 Pgh. 7 (a) Det. 1 (g)

(a) Inness in goal  
 (b) Plasse in goal

**PITTSBURGH VS DETROIT**

**AT DETROIT**

Dec. 15 Pgh. 3 (a) Det. 2 (e)  
 Jan. 30 Det. 5 (e) Pgh. 2 (b)  
 Mar. 29 Pgh. 4 (a) Det. 2 (f)

(e) Rutherford in goal  
 (f) Richardson in goal  
 (g) McKenzie in goal  
 (h) Richardson replaced Rutherford  
 28:16 & 40:00  
 Rutherford returned 30:30

**GOALS BY PERIODS**

	1st	2nd	3rd	Total	1st	2nd	3rd	Total
PITTSBURGH	5	11	8	24	62	63	69	194
DETROIT	4	3	8	15	56	66	63	185

**SHOTS BY PERIODS**

	1st	2nd	3rd	Total	1st	2nd	3rd	Total
PITTSBURGH	5	11	8	24	62	63	69	194
DETROIT	4	3	8	15	56	66	63	185

**PITTSBURGH**

PLAYER	GP	G	A	PTS	PIM
Apps	6	3	4	7	4
Arnason	6	2	5	7	2
Larouche	6	3	3	6	0
Schock	6	3	3	6	2
Pronovost	6	2	3	5	2
Kelly	4	3	1	4	16
Laframboise	4	1	3	4	2
Hadfield	6	0	4	4	2
Kehoe	6	2	1	3	2
Wilkins	5	0	3	3	6
DeMarco	1	1	1	2	0
Burrows	5	1	1	2	6
Stackhouse	5	1	1	2	0
Paradise	6	1	1	2	10
MacDonald	4	0	2	2	4
Owchar	4	0	2	2	19
Debenedet	2	1	0	1	2
Lagace	1	0	1	1	0
Pratt	2	0	1	1	0
Inness	5	0	1	1	0
Lalonde	1	0	0	0	0
Plasse	1	0	0	0	0
Stumpf	1	0	0	0	0
McManama	4	0	0	0	0
Campbell	5	0	0	0	6
Morrison	5	0	0	0	0

**DETROIT**

PLAYER	GP	G	A	PTS	PIM
Dionne	6	4	3	7	0
Grant	6	4	2	6	0
McKechnie	3	2	1	3	2
G. Bergman	6	0	3	3	12
Hamel	6	0	3	3	6
Hogaboam	4	1	1	2	0
Lothead	5	1	1	2	4
Nowak	3	0	2	2	0
Berenson	2	1	0	1	2
Bloom	2	1	0	1	2
Jarry	2	1	0	1	0
Anderson	3	0	1	1	0
Korney	3	0	1	1	2
Roberto	3	0	1	1	2
Crashley	5	0	1	1	0
Watson	6	0	1	1	37
Bergman	1	0	0	0	0
Charron	1	0	0	0	0
McCann	1	0	0	0	0
McKenzie	1	0	0	0	0
McCutcheon	1	0	0	0	0
Nahrgang	1	0	0	0	0
Pyatt	1	0	0	0	0
Roberts	1	0	0	0	0
Snell	1	0	0	0	0
Stewart	1	0	0	0	2
Bathe	2	0	0	0	2
Bergeron	2	0	0	0	0
Richardson	2	0	0	0	0
Kryskow	3	0	0	0	4
Lynch	3	0	0	0	2
Redmond	3	0	0	0	0
Rutherford	4	0	0	0	0
Giroux	5	0	0	0	6
Libett	6	0	0	0	4

**TOTAL** 6 24 41 65 33-85

**TOTAL** 6 15 22 37 40-91

**GOALIES**

GOALIES	GP	MP	GA	SO	AVG
Inness (4-1-0)	5	300	10	0	1.80
Plasse (0-1-0)	1	60	5	0	5.00

**TOTAL** 6 360 15 0 2.50

**GOALIES**

GOALIES	GP	MP	GA	SO	AVG
Rutherford (2-2-0)	4	218	9	0	2.48
Richardson (0-1-0)	2	82	8	0	5.87
McKenzie (0-1-0)	1	60	7	0	7.00

**TOTAL** 6 360 24 0 4.00

**SCORING SUMMARIES**

1974-75	GP	W	L	T	PTS	GF	GA	PPG	SHG	PEN	PIM
PITTSBURGH	4	2	0	2	6	19	14	5	0	21	56
KANSAS CITY	4	0	2	2	2	14	19	5	0	15	30

**AT PITTSBURGH**

Dec. 19 Pgh. 4 (i) K.C. 4 (f)  
 Mar. 16 Pgh. 6 (b) K.C. 3 (f)

(b) Plasse in goal  
 (h) Johnson replaced Inness 27:11  
 (i) Inness replaced Johnson 20:00

**PITTSBURGH VS KANSAS CITY**

**AT KANSAS CITY**

Nov. 5 Pgh. 5 (h) K.C. 3 (e)  
 Mar. 5 Pgh. 4 (b) K.C. 4 (g)

(e) Plasse in goal  
 (f) McDuffe in goal  
 (g) Herron in goal

**GOALS BY PERIODS**

	1st	2nd	3rd	Total	1st	2nd	3rd	Total
PITTSBURGH	6	7	6	19	50	49	49	148
KANSAS CITY	3	8	3	14	47	58	40	145

**SHOTS BY PERIODS**

	1st	2nd	3rd	Total	1st	2nd	3rd	Total
PITTSBURGH	6	7	6	19	50	49	49	148
KANSAS CITY	3	8	3	14	47	58	40	145

**PITTSBURGH**

PLAYER	GP	G	A	PTS	PIM
Kehoe	4	3	2	5	0
MacDonald	4	2	3	5	0
Schock	4	2	3	5	0
Larouche	4	1	4	5	22
Arnason	4	2	2	4	0
Stackhouse	4	0	4	4	0
Hadfield	4	2	1	3	6
Apps	4	1	2	3	2
Campbell	4	0	3	3	10
McManama	3	1	1	2	0
Wilkins	3	1	1	2	4
Debenedet	1	1	0	1	2
Faubert	1	1	0	1	2
Pronovost	2	1	0	1	0
Kelly	3	1	0	1	0
Laframboise	2	0	1	1	0
Pratt	2	0	1	1	0
Morrison	3	0	1	1	2
Paradise	4	0	1	1	6
Bennett	1	0	0	0	0
Lalonde	1	0	0	0	0
Inness	2	0	0	0	0
Johnson	2	0	0	0	0
Owchar	2	0	0	0	2
Plasse	2	0	0	0	0
Burrows	4	0	0	0	0

**TOTAL** 4 19 30 49 21-58

**KANSAS CITY**

PLAYER	GP	G	A	PTS	PIM
Nolet	4	4	4	8	2
Burns	3	4	1	5	2
Paiement	3	3	1	4	4
Hudson	3	1	3	4	2
Croteau	4	1	2	3	0
Charron	3	0	3	3	6
Hughes	4	0	3	3	4
Rota	4	1	0	1	0
Crashley	1	0	1	1	2
Giroux	1	0	1	1	0
Johnston	2	0	1	1	0
Dube	3	0	1	1	2
Houde	3	0	1	1	2
Gilbert	4	0	1	1	0
Lemieux	4	0	1	1	0
McElmury	4	0	1	1	0
Powis	4	0	1	1	2
Baumgartner	1	0	0	0	0
Burdon	1	0	0	0	0
Coalter	1	0	0	0	0
Deadmarsh	1	0	0	0	2
Herron	1	0	0	0	0
Lefley	1	0	0	0	0
Plasse	1	0	0	0	0
Snell	1	0	0	0	0
McDuffe	2	0	0	0	0
Patteron	3	0	0	0	0

**TOTAL** 4 14 26 40 15-30

**GOALIES**

GOALIES	GP	MP	GA	SO	AVG
Inness (0-0-1)	2	167	2	0	1.79
Plasse (1-0-1)	2	120	7	0	3.50
Johnson (1-0-0)	2	53	5	0	5.66

**TOTAL** 4 240 14 0 3.50

**GOALIES**

GOALIES	GP	MP	GA	SO	AVG
Plasse (0-1-0)	1	60	5	0	4.00
McDuffe (0-1-1)	2	120	10	0	5.00
Herron (0-0-1)	1	60	4	0	4.75

**TOTAL** 4 240 19 0 4.75

**SCORING SUMMARIES**

1974-75	GP	W	L	T	PTS	GF	GA	PPG	SHG	PEN	PIM
PITTSBURGH	6	1	3	2	4	8	15	3	0	41	99
LOS ANGELES	6	3	1	2	8	15	8	5	2	43	95

**AT PITTSBURGH**

Nov. 7	L.A. 5 (f)	Pgh. 3 (a)
Nov. 23	Pgh. 0 (a)	L.A. 0 (e)
Feb. 19	Pgh. 2 (a)	L.A. 2 (e)

(a) Inness in goal

**PITTSBURGH VS LOS ANGELES**

**AT LOS ANGELES**

Oct. 28	L.A. 2 (e)	Pgh. 0 (a)
Feb. 5	Pgh. 3 (a)	L.A. 2 (e)
Mar. 22	L.A. 4 (e)	Pgh. 0 (a)

(e) Vachon in goal  
(f) Edwards replaced Vachon  
43:05 - Vachon returned  
44:01

**GOALS BY PERIOD**

	1st	2nd	3rd	Total	1st	2nd	3rd	Total
PITTSBURGH	2	4	2	8	70	53	66	189
LOS ANGELES	8	5	2	15	49	49	56	154

**PITTSBURGH**

PLAYER	GP	G	A	PTS	PIM
Apps	6	0	3	3	7
Larouche	6	0	3	3	4
Arnason	5	2	0	2	4
Hadfield	5	2	0	2	15
Wilkins	5	0	2	2	6
Schock	6	0	2	2	4
Stackhouse	6	0	2	2	6
Owchar	3	1	0	1	4
Kelly	3	1	0	1	4
MacDonald	6	1	0	0	14
Pronovost	6	1	0	1	2
Campbell	5	0	1	1	2
Kehoe	5	0	1	1	0
Burrows	6	0	1	1	0
Bennett	1	0	0	0	0
DeMarco	1	0	0	0	0
Lagace	1	0	0	0	0
McManama	1	0	0	0	0
Debenedet	2	0	0	0	0
Faubert	2	0	0	0	0
Lalonde	2	0	0	0	0
Pratt	2	0	0	0	9
Laframboise	3	0	0	0	2
Morrison	3	0	0	0	0
Inness	6	0	0	0	0
Paradise	6	0	0	0	14
Bench					2
<b>TOTAL</b>	<b>6</b>	<b>8</b>	<b>15</b>	<b>23</b>	<b>41-99</b>

**LOS ANGELES**

PLAYER	GP	G	A	PTS	PIM
Nevin	6	2	4	6	2
Maloney	6	2	2	4	21
Murdoch	6	0	4	4	8
Williams	4	2	1	3	0
St. Marseille	6	2	1	3	2
Berry	6	1	2	3	6
Kannegiesser	5	0	3	3	4
Goring	5	2	0	2	0
Kozak	6	2	0	2	0
Corrigan	6	1	1	2	13
Carr	6	0	2	2	17
Harper	6	0	2	2	6
Widing	6	0	2	2	6
Murphy	6	1	0	1	2
Edwards	1	0	0	0	0
Venasky	1	0	0	0	0
Komadoski	4	0	0	0	4
Brown	6	0	0	0	2
Hutchison	6	0	0	0	2
Vachon	6	0	0	0	0
<b>TOTAL</b>	<b>6</b>	<b>15</b>	<b>24</b>	<b>39</b>	<b>43-95</b>

**GOALIES**

	GP	MP	GA	SO	AVG
Inness (1-3-2)	6	360	15	1	2.50
<b>TOTAL</b>	<b>6</b>	<b>360</b>	<b>15</b>	<b>1</b>	<b>2.50</b>

**GOALIES**

	GP	MP	GA	SO	AVG
Edwards (0-0-0)	6	1	0	0	0.00
Vachon (3-1-2)	6	359	8	3	1.34
<b>TOTAL</b>	<b>6</b>	<b>360</b>	<b>8</b>	<b>3</b>	<b>1.34</b>

**SCORING SUMMARIES**

1974-75	GP	W	L	T	PTS	GF	GA	PPG	SHG	PEN	PIM
PITTSBURGH	4	3	1	0	6	21	14	2	1	25	64
MINNESOTA	4	1	3	0	2	14	21	4	0	26	82

**AT PITTSBURGH**

Jan. 2	Pgh. 6 (a)	Min. 3 (e)
Mar. 30	Pgh. 4 (a)	Min. 1 (h)

(a) Inness in goal  
(g) Herron replaced Inness 13:30

**PITTSBURGH VS MINNESOTA**

**AT MINNESOTA**

Oct. 9	Pgh. 4 (a)	Min. 2 (e)
Dec. 21	Min. 8 (f)	Pgh. 7 (g)

(e) Maniago in goal  
(f) Lopresti in goal  
(g) Lopresti replaced Rivard 40:00

**GOALS BY PERIODS**

	1st	2nd	3rd	Total	1st	2nd	3rd	Total
PITTSBURGH	6	5	10	21	53	44	60	157
MINNESOTA	6	6	2	14	47	62	46	155

**SHOTS BY PERIODS**

**PITTSBURGH**

PLAYER	GP	G	A	PTS	PIM
Schock	4	1	6	7	2
Apps	4	3	3	6	0
Kehoe	4	3	2	5	0
Pronovost	4	3	2	5	0
Arnason	4	0	5	5	0
Kelly	4	4	0	4	10
Larouche	4	3	1	4	2
Hadfield	4	2	1	3	0
MacDonald	3	0	3	3	0
McManama	3	1	1	2	2
Paradise	4	1	1	2	6
Burrows	3	0	2	2	0
Owchar	3	0	2	2	21
Campbell	3	0	1	1	14
Bergeron	1	0	0	0	0
Debenedet	1	0	0	0	0
DeMarco	1	0	0	0	0
Herron	1	0	0	0	0
Laframboise	1	0	0	0	0
Lalonde	1	0	0	0	0
Pratt	1	0	0	0	0
Wilkins	1	0	0	0	0
Lagace	2	0	0	0	7
Morrison	3	0	0	0	0
Inness	4	0	0	0	0
Stackhouse	4	0	0	0	0
<b>TOTAL</b>	<b>4</b>	<b>21</b>	<b>30</b>	<b>51</b>	<b>25-64</b>

**MINNESOTA**

PLAYER	GP	G	A	PTS	PIM
Goldsworthy	4	3	4	7	4
Gibbs	3	1	6	7	0
Oliver	4	3	2	5	4
Drouin	3	1	2	3	0
Hexall	4	1	2	3	12
Stanfield	2	0	3	3	0
Boucha	3	1	1	2	0
Dunlop	3	1	1	2	0
Ahrens	3	0	2	2	30
O'Brien	3	0	2	2	2
Bialowas	1	1	0	1	0
Parise	3	1	0	1	14
Martineau	4	1	0	1	2
Barrett	2	0	1	1	2
Reid	4	0	1	1	2
Cameron	1	0	0	0	2
Cressman	1	0	0	0	0
Gratton	1	0	0	0	2
Hicke	1	0	0	0	0
Langlais	1	0	0	0	0
Nantais	1	0	0	0	0
Rivard	1	0	0	0	2
Rogers	1	0	0	0	0
Rombough	1	0	0	0	0
Talafous	1	0	0	0	0
Lopresti	2	0	0	0	0
Maniago	2	0	0	0	0
Nanne	2	0	0	0	0
Flesch	4	0	0	0	0
Hicks	4	0	0	0	2
Bench					2
<b>TOTAL</b>	<b>4</b>	<b>14</b>	<b>27</b>	<b>41</b>	<b>26-82</b>

**GOALIES**

	GP	MP	GA	SO	AVG
Inness (3-0-0)	4	193	9	0	2.80
Herron (0-1-0)	1	47	5	0	6.38
<b>TOTAL</b>	<b>4</b>	<b>240</b>	<b>14</b>	<b>0</b>	<b>3.50</b>

**GOALIES**

	GP	MP	GA	SO	AVG
Rivard (0-1-0)	1	40	3	0	4.50
Maniago (0-2-0)	2	120	10	0	5.00
Lopresti (1-0-0)	2	80	8	0	6.00
<b>TOTAL</b>	<b>4</b>	<b>240</b>	<b>21</b>	<b>0</b>	<b>5.20</b>

**SCORING SUMMARIES**

**PITTSBURGH VS MONTREAL**

1974-75	GP	W	L	T	PTS	GF	GA	PPG	SHG	PEN	PIM
PITTSBURGH	6	1	4	1	3	15	28	2	2	40	99
MONTREAL	6	4	1	1	9	28	15	5	1	32	75

**AT PITTSBURGH**

Nov. 27 Mtl. 3 (e) Pgh. 2 (a)  
 Dec. 12 Pgh. 3 (a) Mtl. 3 (e)  
 Mar. 26 Pgh. 6 (g) Mtl. 4 (f)

- (a) Inness in goal
- (b) Plasse in goal
- (c) Johnson in goal
- (g) Inness replaced Plasse 27:46
- (h) Johnson replaced Inness 40:00

**AT MONTREAL**

Dec. 7 Mtl. 5 (e) Pgh. 2 (c)  
 Jan. 26 Mtl. 7 (e) Pgh. 2 (b)  
 Apr. 2 Mtl. 6 (f) Pgh. 0 (h)

- (e) Larocque in goal
- (f) Dryden in goal

**GOALS BY PERIOD**

	1st	2nd	3rd	Total
PITTSBURGH	1	7	7	15
MONTREAL	3	13	12	28

**SHOTS BY PERIODS**

	1st	2nd	3rd	Total
PITTSBURGH	49	59	61	169
MONTREAL	56	80	74	210

**PITTSBURGH**

PLAYER	GP	G	A	PTS	PIM
Hadfield	6	3	5	8	4
Kehoe	6	2	4	6	0
Schock	6	0	6	6	0
Larouche	6	4	1	5	0
Stackhouse	4	1	1	2	2
Arnason	6	1	1	2	0
McManama	3	1	0	1	0
Morrison	3	1	0	1	0
Owchar	4	1	0	1	2
MacDonald	5	1	0	1	0
Pratt	2	0	1	1	2
Kelly	4	0	1	1	6
Apps	6	0	1	1	0
Burrows	6	0	1	1	4
Bianchin	1	0	0	0	0
Campbell	2	0	0	0	4
Johnson	2	0	0	0	0
Lalonde	2	0	0	0	0
Plasse	2	0	0	0	4
Debenedet	3	0	0	0	7
Laframboise	3	0	0	0	0
Lagace	3	0	0	0	8
Inness	4	0	0	0	0
Paradise	6	0	0	0	12
Pronovost	6	0	0	0	14
Wilkins	6	0	0	0	30
<b>TOTAL</b>	<b>6</b>	<b>15</b>	<b>22</b>	<b>37</b>	<b>40-99</b>

**MONTREAL**

PLAYER	GP	G	A	PTS	PIM
Lafleur	6	10	3	13	2
Mahovlich	6	3	7	10	0
Lambert	6	4	3	7	10
Tremblay	6	3	2	5	13
Wilson	6	2	3	5	4
Lapointe	6	2	2	4	2
Gainey	6	1	3	4	2
Savard	6	0	4	4	0
Lemaire	6	1	2	3	0
Shutt	6	1	2	3	2
Robinson	6	0	3	3	2
Bouchard	6	1	1	2	4
Roberts	6	0	2	2	6
Cournoyer	5	0	1	1	0
Risebrough	6	0	1	1	10
Larose	1	0	0	0	0
Dryden	2	0	0	0	0
Larocque	4	0	0	0	0
Awrey	5	0	0	0	4
Sather	6	0	0	0	12
Bench					2
<b>TOTAL</b>	<b>6</b>	<b>28</b>	<b>39</b>	<b>67</b>	<b>32-75</b>

**GOALIES**

GOALIES	GP	MP	GA	SO	AVG
Inness (1-2-1)	4	192	13	0	4.06
Johnson (0-1-0)	2	80	6	0	4.50
Plasse (0-1-1)	2	88	9	0	6.14
<b>TOTAL</b>	<b>6</b>	<b>360</b>	<b>28</b>	<b>0</b>	<b>4.67</b>

**GOALIES**

GOALIES	GP	MP	GA	SO	AVG
Larocque (3-0-1)	4	240	9	0	2.25
Dryden (1-1-0)	2	120	6	1	3.00
<b>TOTAL</b>	<b>6</b>	<b>360</b>	<b>15</b>	<b>1</b>	<b>2.50</b>

**SCORING SUMMARIES**

**PITTSBURGH VS N.Y. ISLANDERS**

1974-75	GP	W	L	T	PTS	GF	GA	PPG	SHG	PEN	PIM
PITTSBURGH	4	2	2	0	4	15	10	5	0	21	48
NY ISLANDERS	3	2	2	0	4	10	15	3	0	26	74

**AT PITTSBURGH**

Nov. 13 Pgh. 8 (a) NYI 2 (f)  
 Feb. 16 Pgh. 3 (b) NYI 2 (e)

- (a) Inness in goal
- (b) Plasse in goal

**AT NY ISLANDERS**

Nov. 19 NYI 4 (e) Pgh. 3 (a)  
 Feb. 11 NYI 2 (e) Pgh. 1 (a)

- (e) Smith in goal
- (f) Smith replaced Resch 52:22

**GOALS BY PERIODS**

	1st	2nd	3rd	Total
PITTSBURGH	2	6	7	15
NY ISLANDERS	2	5	3	10

**SHOTS BY PERIODS**

	1st	2nd	3rd	Total
PITTSBURGH	45	42	40	127
NY ISLANDERS	33	52	37	122

**PITTSBURGH**

PLAYER	GP	G	A	PTS	PIM
MacDonald	4	4	2	6	4
Apps	4	3	3	6	0
Stackhouse	4	2	3	5	2
Kelly	4	1	3	4	17
Pronovost	4	1	3	4	0
Schock	4	1	3	4	2
Arnason	4	1	1	2	0
Kehoe	4	1	1	2	0
Larouche	4	1	1	2	2
Owchar	2	0	2	2	0
Campbell	2	0	1	1	0
Laframboise	2	0	1	1	0
Lagace	2	0	1	1	2
Morrison	2	0	1	1	0
Hadfield	4	0	1	1	2
Wilkins	4	0	1	1	7
Plasse	1	0	0	0	0
Debenedet	2	0	0	0	0
Faubert	2	0	0	0	2
Lalonde	2	0	0	0	0
Inness	3	0	0	0	0
Burrows	4	0	0	0	2
Paradise	4	0	0	0	6
<b>TOTAL</b>	<b>4</b>	<b>15</b>	<b>28</b>	<b>43</b>	<b>21-48</b>

**NY ISLANDERS**

PLAYER	GP	G	A	PTS	PIM
Harris	4	0	5	5	0
Gillies	4	3	0	3	0
Westfall	4	2	1	3	12
D. Potvin	3	1	2	3	0
Drouin	2	2	0	2	4
Marshall	4	0	2	2	4
J. Potvin	4	0	2	2	11
St. Laurent	4	0	2	2	2
Rombough	2	1	0	1	0
Henning	4	1	0	1	0
Howatt	4	0	1	1	17
Lewis	4	0	1	1	4
Nystrom	4	0	1	1	2
Stewart	4	0	1	1	2
Resch	1	0	0	0	0
Cameron	2	0	0	0	0
Hart	2	0	0	0	2
Parise	2	0	0	0	6
Bourne	3	0	0	0	2
Fortier	4	0	0	0	6
MacMillan	4	0	0	0	0
Smith	4	0	0	0	0
<b>TOTAL</b>	<b>4</b>	<b>10</b>	<b>18</b>	<b>28</b>	<b>26-74</b>

**GOALIES**

GOALIES	GP	MP	GA	SO	AVG
Plasse (1-0-0)	1	60	2	0	2.00
Inness (1-2-0)	3	180	8	0	2.67
<b>TOTAL</b>	<b>4</b>	<b>240</b>	<b>10</b>	<b>0</b>	<b>2.50</b>

**GOALIES**

GOALIES	GP	MP	GA	SO	AVG
Smith (2-1-0)	4	192	9	0	2.81
Resch (0-1-0)	1	48	6	0	7.50
<b>TOTAL</b>	<b>4</b>	<b>240</b>	<b>15</b>	<b>0</b>	<b>3.75</b>

**SCORING SUMMARIES**

**PITTSBURGH VS N.Y. RANGERS**

1974-75	GP	W	L	T	PTS	GF	GA	PPG	SHG	PEN	PIM
PITTSBURGH	4	2	2	0	4	22	20	5	1	20	43
NY RANGERS	4	2	2	0	4	20	22	4	0	22	55

**AT PITTSBURGH**

Oct. 26 NYR 5 (e) Pgh. 4 (g)  
Jan. 25 Pgh. 5 (a) NYR 2 (f)

- (a) Inness in goal
- (b) Plasse in goal
- (g) Inness replaced Johnson 0:31

**AT NY RANGERS**

Nov. 24 NYR 7 (e) Pgh. 5 (a)  
Mar. 2 Pgh. 8 (b) NYR 6 (f)

- (e) Villemure in goal
- (f) Giacomini in goal

**GOALS BY PERIODS**

	1st	2nd	3rd	Total
PITTSBURGH	6	9	7	22
NY RANGERS	9	3	7	20

**SHOTS BY PERIODS**

	1st	2nd	3rd	Total
PITTSBURGH	49	53	33	135
NY RANGERS	56	44	51	151

**PITTSBURGH**

PLAYER	GP	G	A	PTS	PIM
Pronovost	4	4	4	8	0
Apps	4	3	3	6	2
Hadfield	4	3	2	5	4
Schock	4	2	3	5	0
Arnason	4	2	1	3	4
Kelly	4	2	1	3	0
Kehoe	4	1	2	3	4
Larouche	4	1	2	3	2
MacDonald	4	1	2	3	0
Paradise	4	0	3	3	4
Morrison	2	1	1	2	0
Stackhouse	4	1	1	2	4
Owchar	2	0	2	2	2
Wilkins	3	0	2	2	2
Laframboise	2	1	0	1	0
Campbell	2	0	1	1	7
McManama	2	0	1	1	0
Bennett	1	0	0	0	0
DeMarco	1	0	0	0	0
Johnson	1	0	0	0	0
Lagace	1	0	0	0	0
Lalonde	1	0	0	0	0
Plasse	1	0	0	0	0
Debenedet	2	0	0	0	0
Inness	3	0	0	0	0
Burrows	4	0	0	0	6
Bench					2
<b>TOTAL</b>	<b>4</b>	<b>22</b>	<b>31</b>	<b>53</b>	<b>20-43</b>

**NY RANGERS**

PLAYER	GP	G	A	PTS	PIM
Polis	4	4	1	5	0
Stemkowski	3	2	3	5	2
Sanderson	4	2	3	5	12
Park	3	1	4	5	2
Gilbert	3	1	4	5	2
Vickers	4	2	2	4	2
Butler	4	1	3	4	0
Harris	2	0	4	4	0
Irvine	4	3	0	3	5
Fairbairn	4	1	2	3	2
Ratelle	4	2	0	2	4
Tkaczuk	4	1	1	2	2
Greschner	3	0	2	2	8
Middleton	1	1	0	1	0
Bednarski	2	0	1	1	4
Zanussi	2	0	1	1	2
Marotte	4	0	1	1	2
Monahan	1	0	0	0	0
Rousseau	1	0	0	0	0
Giacomin	2	0	0	0	2
Villemure	2	0	0	0	0
Wilson	2	0	0	0	2
Beverley	3	0	0	0	0
Rolfe	3	0	0	0	4
<b>TOTAL</b>	<b>4</b>	<b>20</b>	<b>33</b>	<b>53</b>	<b>22-55</b>

**GOALIES**

	GP	MP	GA	SO	AVG
Johnson (0-0-0)	1	0	0	0	0.00
Inness (1-2-0)	3	180	14	0	4.67
Plasse (1-0-0)	1	60	6	0	6.00
<b>TOTAL</b>	<b>4</b>	<b>240</b>	<b>20</b>	<b>0</b>	<b>5.00</b>

**GOALIES**

	GP	MP	GA	SO	AVG
Villemure (2-0-0)	2	120	9	0	4.50
Giacomin (0-2-0)	2	120	13	0	6.00
<b>TOTAL</b>	<b>4</b>	<b>240</b>	<b>22</b>	<b>0</b>	<b>5.50</b>

**SCORING SUMMARIES**

**PITTSBURGH VS PHILADELPHIA**

1974-75	GP	W	L	T	PTS	GF	GA	PPG	SHG	PEN	PIM
PITTSBURGH	4	1	3	0	2	11	18	5	2	22	58
PHILADELPHIA	4	3	1	0	6	18	11	2	3	35	76

**AT PITTSBURGH**

Oct. 19 Phl. 6 (f) Pgh. 3 (a)  
Mar. 8 Pgh. 8 (h) Phl. 2 (g)

- (a) Inness in goal
- (h) Plasse replaced Inness 40:00
- (i) Inness replaced Plasse 25:39

**AT PHILADELPHIA**

Dec. 22 Phl. 4 (e) Pgh. 0 (a)  
Mar. 13 Phl. 6 (e) Pgh. 0 (i)

- (e) Parent in goal
- (f) Stephenson in goal
- (g) Stephenson replaced Taylor 40:00

**GOALS BY PERIODS**

	1st	2nd	3rd	Total
PITTSBURGH	3	7	1	11
PHILADELPHIA	6	7	5	18

**SHOTS BY PERIODS**

	1st	2nd	3rd	Total
PITTSBURGH	38	43	25	106
PHILADELPHIA	54	45	49	148

**PITTSBURGH**

PLAYER	GP	G	A	PTS	PIM
Stackhouse	4	0	6	6	6
Schock	4	1	3	4	2
Kehoe	4	2	1	3	0
Hadfield	3	1	2	3	2
Apps	4	0	3	3	0
Kelly	3	2	0	2	9
Campbell	3	1	1	2	8
Larouche	4	0	2	2	0
DeMarco	1	1	0	1	2
Laframboise	2	1	0	1	0
MacDonald	3	1	0	1	0
Pronovost	4	1	0	1	2
Durbano	1	0	1	1	10
Arnason	4	0	1	1	0
Bennett	1	0	0	0	0
Bergeron	1	0	0	0	0
Lagace	1	0	0	0	2
Lalonde	1	0	0	0	0
Owchar	1	0	0	0	0
Debenedet	2	0	0	0	0
McManama	2	0	0	0	0
Plasse	2	0	0	0	0
Wilkins	2	0	0	0	0
Morrison	3	0	0	0	0
Burrows	4	0	0	0	9
Inness	4	0	0	0	0
Paradise	4	0	0	0	4
Bench					2
<b>TOTAL</b>	<b>4</b>	<b>11</b>	<b>20</b>	<b>31</b>	<b>22-58</b>

**PHILADELPHIA**

PLAYER	GP	G	A	PTS	PIM
Clarke	4	2	5	7	9
Barber	4	3	2	5	4
Leach	4	2	3	5	4
MacLeish	4	2	3	5	4
Van Impe	4	1	4	5	10
Schultz	4	1	3	4	6
Saleski	4	2	1	3	6
Dornhoefer	3	1	1	2	6
Kindrachuk	3	1	1	2	0
Lonsberry	4	1	1	2	6
Clement	3	1	0	1	4
Kelly	3	1	0	1	0
Ji. Watson	3	0	1	1	4
Crisp	4	0	1	1	0
Goodenough	1	0	0	0	0
Taylor	1	0	0	0	0
Parent	2	0	0	0	0
Stephenson	2	0	0	0	0
Bladon	4	0	0	0	2
Dupont	4	0	0	0	2
Harris	4	0	0	0	7
Jo. Watson	4	0	0	0	2
<b>TOTAL</b>	<b>4</b>	<b>18</b>	<b>26</b>	<b>44</b>	<b>35-76</b>

**GOALIES**

	GP	MP	GA	SO	AVG
Inness (1-2-0)	4	194	14	0	4.02
Plasse (0-1-0)	2	46	4	0	5.22

**GOALIES**

	GP	MP	GA	SO	AVG
Parent (2-0-0)	2	120	0	2	0.00
Stephenson (1-0-0)	2	80	4	0	3.00
Taylor (0-1-0)	1	40	7	0	10.5

**SCORING SUMMARIES**

**PITTSBURGH VS ST. LOUIS**

1974-75	GP	W	L	T	PTS	GF	GA	PPG	SHG	PEN	PIM
PITTSBURGH	4	1	1	2	4	11	13	2	0	20	70
ST. LOUIS	4	1	1	2	4	13	11	3	1	27	84

**AT PITTSBURGH**

Dec. 26 Pgh. 2 (a) St. Louis 2 (e)  
Feb. 22 Pgh. 3 (b) St. Louis 2 (e)

(a) Inness in goal  
(b) Plasse in goal

**AT ST. LOUIS**

Feb. 1 Pgh. 4(a) St. Louis 4 (e)  
Mar. 18 St.L. 5(f) Pgh. 2 (a)

(e) Johnson in goal  
(f) Belanger in goal

**GOALS BY PERIODS**

	1st	2nd	3rd	Total
PITTSBURGH	4	3	4	11
ST. LOUIS	2	6	5	13

**SHOTS BY PERIODS**

	1st	2nd	3rd	Total
PITTSBURGH	37	42	47	126
ST. LOUIS	43	43	44	130

**PITTSBURGH**

PLAYER	GP	G	A	PTS	PIM
Apps	4	1	4	5	0
Hadfield	4	2	2	4	2
Stackhouse	4	1	3	4	4
MacDonald	4	2	1	3	0
Pronovost	4	2	1	3	0
Schock	4	0	3	3	2
Morrison	4	1	1	2	0
Larouche	4	0	2	2	10
Wilkins	3	1	0	1	14
Arnason	4	1	0	1	0
Kehoe	3	0	1	1	0
Kelly	3	0	1	1	4
Paradise	4	0	1	1	0
Lagace	1	0	0	0	0
Plasse	1	0	0	0	0
Inness	3	0	0	0	0
Laframboise	3	0	0	0	0
McManama	3	0	0	0	2
Owchar	3	0	0	0	0
Burrows	4	0	0	0	0
Campbell	4	0	0	0	30
Bench					2
<b>TOTAL</b>	<b>4</b>	<b>11</b>	<b>20</b>	<b>31</b>	<b>20-70</b>

**ST. LOUIS**

PLAYER	GP	G	A	PTS	PIM
Palazzari	4	3	2	5	4
Berenson	3	1	4	5	0
Larose	4	1	2	3	2
Lefley	4	2	0	2	0
Collins	2	1	1	2	0
Plante	4	1	1	2	0
Unger	4	1	1	2	6
Ba. Plager	3	0	2	2	0
Thomson	3	0	2	2	26
Gilbertson	1	1	0	1	0
Gassoff	4	1	0	1	20
Hess	4	1	0	1	0
Bailey	2	0	1	1	4
Dupere	2	0	1	1	0
Lukowich	2	0	1	1	0
Merrjck	3	0	1	1	4
Bo. Plager	4	0	1	1	10
Sacharuk	4	0	1	1	2
Wilson	4	0	1	1	4
Affleck	1	0	0	0	0
Belanger	1	0	0	0	0
Evans	1	0	0	0	0
Johnston	3	0	0	0	0
Patrick	4	0	0	0	0
<b>TOTAL</b>	<b>4</b>	<b>13</b>	<b>22</b>	<b>35</b>	<b>27-84</b>

**GOALIES**

	GP	MP	GA	SO	AVG
Plasse (1-0-0)	1	60	2	0	2.00
Inness (0-1-2)	3	180	11	0	3.33
<b>TOTAL</b>	<b>4</b>	<b>240</b>	<b>13</b>	<b>0</b>	<b>3.25</b>

**GOALIES**

	GP	MP	GA	SO	AVG
Belanger (1-0-0)	1	60	2	0	2.00
Johnston (0-1-2)	3	180	9	0	3.00
<b>TOTAL</b>	<b>4</b>	<b>240</b>	<b>11</b>	<b>0</b>	<b>2.75</b>

**SCORING SUMMARIES**

**PITTSBURGH VS TORONTO**

1974-75	GP	W	L	T	PTS	GF	GA	PPG	SHG	PEN	PIM
PITTSBURGH	5	4	1	0	8	31	21	2	1	25	56
TORONTO	5	1	4	0	2	21	31	2	0	24	54

**AT PITTSBURGH**

Dec. 4 Pgh. 4 (c) Tor. 2 (f)  
Dec. 30 Pgh. 7 (d) Tor. 5 (g)

(a) Inness in goal  
(c) Johnson in goal  
(d) Herron in goal

**AT TORONTO**

Nov. 20 Pgh. 8 (a) Tor. 5 (e)  
Dec. 18 Tor. 6 (g) Pgh. 4 (a)  
Feb. 15 Pgh. 8 (a) Tor. 3 (h)

(e) Hamel in goal  
(f) Favell in goal  
(g) Wilson in goal  
(h) Hamel replaced Favell 45:27

**GOALS BY PERIODS**

	1st	2nd	3rd	Total
PITTSBURGH	10	7	14	31
TORONTO	7	9	5	21

**SHOTS BY PERIODS**

	1st	2nd	3rd	Total
PITTSBURGH	70	75	65	210
TORONTO	54	60	62	176

**PITTSBURGH**

PLAYER	GP	G	A	PTS	PIM
Kehoe	5	6	2	8	2
Hadfield	5	3	5	8	4
Apps	5	2	6	8	0
Schock	5	1	7	8	0
Larouche	5	3	4	7	2
Kelly	3	2	5	7	4
Arnason	5	4	2	6	0
MacDonald	5	3	3	6	0
Pronovost	5	3	1	4	0
Burrows	5	0	3	3	2
Owchar	3	2	0	2	5
Morrison	3	1	1	2	0
Stackhouse	3	0	2	2	0
Wilkins	3	0	2	2	4
Lagace	4	0	2	2	6
Debenedet	3	1	0	1	0
McManama	2	0	1	1	0
Paradise	5	0	1	1	8
Herron	1	0	0	0	0
Johnson	1	0	0	0	4
Laframboise	1	0	0	0	2
Faubert	2	0	0	0	0
Lalonde	2	0	0	0	0
Pratt	2	0	0	0	2
Campbell	3	0	0	0	9
Inness	3	0	0	0	0
Bench					2
<b>TOTAL</b>	<b>5</b>	<b>31</b>	<b>47</b>	<b>78</b>	<b>25-56</b>

**TORONTO**

PLAYER	GP	G	A	PTS	PIM
Sittler	4	2	4	6	4
Ferguson	5	2	4	6	7
Keon	4	4	1	5	2
McDonald	4	3	1	4	9
McKenny	5	1	3	4	2
Stoughton	5	2	1	3	2
Ellis	4	1	2	3	2
Thompson	4	1	2	3	0
Ullman	5	1	2	3	0
Flett	4	0	3	3	2
Dunn	5	0	3	3	6
Glennie	5	0	3	3	2
Turnbull	1	2	0	2	4
Williams	1	1	1	2	2
Hammarstrom	5	1	1	2	0
Sabourin	5	0	2	2	2
Salming	4	0	1	1	0
Alexander	1	0	0	0	0
Sykes	1	0	0	0	0
Favell	2	0	0	0	0
Hamel	2	0	0	0	0
Wilson	2	0	0	0	0
Moffatt	3	0	0	0	0
Neely	3	0	0	0	2
Seiling	3	0	0	0	2
Shack	3	0	0	0	0
Bench					4
<b>TOTAL</b>	<b>5</b>	<b>21</b>	<b>34</b>	<b>55</b>	<b>24-54</b>

**GOALIES**

	GP	MP	GA	SO	AVG
Johnson (1-0-0)	1	60	2	0	2.00
Inness (2-1-0)	3	180	14	0	4.67
Herron (1-0-0)	1	60	5	0	5.00
<b>TOTAL</b>	<b>5</b>	<b>300</b>	<b>21</b>	<b>0</b>	<b>4.20</b>

**GOALIES**

	GP	MP	GA	SO	AVG
Favell (0-2-0)	2	105	10	0	5.14
Wilson (1-1-0)	2	120	11	0	5.50
Hamel (0-1-0)	2	75	10	0	8.00
<b>TOTAL</b>	<b>5</b>	<b>300</b>	<b>31</b>	<b>0</b>	<b>6.20</b>

**SCORING SUMMARIES**

1974-75	GP	W	L	T	PTS	GF	GA	PPG	SHG	PEN	PIM
PITTSBURGH	4	3	1	0	6	18	15	3	0	19	38
VANCOUVER	4	1	3	0	2	15	18	2	1	16	32

**AT PITTSBURGH**

Jan. 4 Pgh. 4 (a) Van. 3 (e)  
Mar. 1 Pgh. 7 (b) Van. 3 (f)

- (a) Inness in goal
- (b) Plasse in goal
- (g) Inness replaced Johnson 20:00

**PITTSBURGH VS VANCOUVER**

**AT VANCOUVER**

Nov. 1 Van. 7 (e) Pgh. 4 (g)  
Feb. 4 Pgh. 3 (b) Van. 2 (e)

- (e) Smith in goal
- (f) Lockett replaced Smith 7:45

**GOALS BY PERIODS**

	1st	2nd	3rd	Total	1st	2nd	3rd	Total
PITTSBURGH	8	6	4	18	45	47	41	133
VANCOUVER	5	6	4	15	55	39	47	141

**SHOTS BY PERIODS**

	1st	2nd	3rd	Total	1st	2nd	3rd	Total
PITTSBURGH	8	6	4	18	45	47	41	133
VANCOUVER	5	6	4	15	55	39	47	141

**PITTSBURGH**

PLAYER	GP	G	A	PTS	PIM
Pronovost	4	4	2	6	0
Schock	4	2	4	6	0
Apps	4	1	3	4	0
Stackhouse	4	1	3	4	0
MacDonald	4	3	0	3	0
Arnason	4	2	1	3	2
Hadfield	4	1	2	3	4
Kehoe	3	1	1	2	2
Campbell	4	1	1	2	6
Wilkins	2	0	2	2	6
Larouche	3	0	2	2	0
Laframboise	2	1	0	1	0
Paradise	4	1	0	1	8
Lagace	1	0	1	1	2
Owchar	2	0	1	1	2
Burrows	4	0	1	1	0
Kelly	4	0	1	1	2
Bennett	1	0	0	0	0
DeMarco	1	0	0	0	2
Faubert	1	0	0	0	0
Johnson	1	0	0	0	0
Lalonde	1	0	0	0	0
Pratt	1	0	0	0	0
Inness	2	0	0	0	0
McManama	1	0	0	0	0
Plasse	2	0	0	0	0
Morrison	3	0	0	0	0
Bench					2
<b>TOTAL</b>	<b>4</b>	<b>18</b>	<b>25</b>	<b>43</b>	<b>19-38</b>

**VANCOUVER**

PLAYER	GP	G	A	PTS	PIM
Lalonde	4	4	3	7	2
Lever	4	4	1	5	0
Ververgaert	3	1	2	3	0
Boudrias	3	0	3	3	2
Pratt	4	0	3	3	4
Bordeleau	3	1	1	2	0
Rocheffort	4	1	1	2	0
Robitaille	4	0	2	2	4
DeMarco	3	1	0	1	2
Gould	4	1	0	1	0
Meehan	4	1	0	1	0
O'Flaherty	4	1	0	1	0
Grisdale	3	0	1	1	6
Boddy	4	0	1	1	0
Monahan	4	0	1	1	0
Lockett	1	0	0	0	0
Sedlbauer	1	0	0	0	0
Snepts	1	0	0	0	0
Dailey	3	0	0	0	4
Kearns	3	0	0	0	0
Oddleifson	3	0	0	0	0
Smith	4	0	0	0	6
Bench					2
<b>TOTAL</b>	<b>4</b>	<b>15</b>	<b>19</b>	<b>34</b>	<b>16-32</b>

**GOALIES**

	GP	MP	GA	SO	AVG		GP	MP	GA	SO	AVG
Plasse (2-0-0)	2	120	5	0	2.50	Smith (1-2-0)	4	188	14	0	4.47
Inness (1-1-0)	2	100	6	0	3.00	Lockett (0-1-0)	1	52	4	0	4.62
Johnson (0-0-0)	1	20	4	0	12.0						
<b>TOTAL</b>	<b>4</b>	<b>240</b>	<b>15</b>	<b>0</b>	<b>3.75</b>	<b>TOTAL</b>	<b>4</b>	<b>240</b>	<b>18</b>	<b>0</b>	<b>4.50</b>

**SCORING SUMMARIES**

1974-75	GP	W	L	T	PTS	GF	GA	PPG	SHG	PEN	PIM
PITTSBURGH	6	5	1	0	10	36	13	3	2	32	75
WASHINGTON	6	1	5	0	2	13	36	5	0	25	53

**AT PITTSBURGH**

Nov. 16 Pgh. 8 (a) Wash. 1 (e)  
Feb. 26 Pgh. 3 (a) Wash. 1 (f)  
Mar. 15 Pgh. 12 (a) Wash. 1 (h)

- (a) Inness in goal
- (d) Johnson in goal

**PITTSBURGH VS WASHINGTON**

**AT WASHINGTON**

Nov. 17 Pgh. 6 (a) Wash. 0 (g)  
Jan. 19 Pgh. 3 (a) Wash. 2 (e)  
Apr. 6 Wash. 8 (e) Pgh. 4 (d)

- (e) Low in goal
- (f) Belhumeur in goal
- (g) Belhumeur replaced Low 25:38
- (h) Low replaced Belhumeur 14:45

**GOALS BY PERIODS**

	1st	2nd	3rd	Total	1st	2nd	3rd	Total
PITTSBURGH	11	12	13	36	69	84	92	245
WASHINGTON	3	4	6	13	51	58	56	165

**SHOTS BY PERIODS**

	1st	2nd	3rd	Total	1st	2nd	3rd	Total
PITTSBURGH	11	12	13	36	69	84	92	245
WASHINGTON	3	4	6	13	51	58	56	165

**PITTSBURGH**

PLAYER	GP	G	A	PTS	PIM
Pronovost	6	7	3	10	13
Kehoe	6	5	5	10	0
Hadfield	6	4	5	9	16
MacDonald	6	2	6	8	0
Schock	6	2	6	8	0
Wilkins	5	1	7	8	6
Apps	5	2	5	7	4
Kelly	6	3	3	6	6
Larouche	6	3	2	5	2
Laframboise	3	0	5	5	0
McManama	4	1	3	4	0
Stackhouse	6	2	1	3	6
Paradise	6	0	3	3	4
Morrison	4	2	0	2	0
Lagace	2	1	1	2	2
Campbell	4	1	1	2	4
Arnason	6	0	2	2	4
Burrows	6	0	2	2	2
Lalonde	2	0	1	1	0
Inness	5	0	1	1	2
Johnson	1	0	0	0	0
Stumpf	1	0	0	0	2
Debenedet	2	0	0	0	0
Owchar	3	0	0	0	2

**WASHINGTON**

PLAYER	GP	G	A	PTS	PIM
Williams	6	3	6	9	0
Gilbertson	3	4	2	6	0
Bailey	2	0	5	5	0
Labre	6	1	3	4	8
Dupere	3	1	2	3	0
R. Anderson	4	1	1	2	0
Lynch	3	0	2	2	0
Atkinson	2	1	0	1	0
Gyrp	4	1	0	1	7
Lalonde	4	1	0	1	0
Joly	5	0	1	1	0
Lesuk	6	0	1	1	4
Mohns	6	0	1	1	2
M. Anderson	1	0	0	0	0
Fullan	1	0	0	0	0
Hrycuik	1	0	0	0	2
Jones	1	0	0	0	2
Nicholson	1	0	0	0	0
Stewart	1	0	0	0	0
White	1	0	0	0	0
Brooks	2	0	0	0	0
Brossart	2	0	0	0	0
Kryskow	2	0	0	0	0
Morrison	2	0	0	0	0
Pyatt	2	0	0	0	0
Belhumeur	3	0	0	0	0
Laframboise	3	0	0	0	4
Mikkelson	3	0	0	0	2
Bloom	4	0	0	0	4
Cowick	4	0	0	0	4
Low	5	0	0	0	0
Smith	5	0	0	0	10
Marson	6	0	0	0	2
Bench					2
<b>TOTAL</b>	<b>6</b>	<b>13</b>	<b>24</b>	<b>37</b>	<b>25-53</b>

**GOALIES**

	GP	MP	GA	SO	AVG
Inness (5-0-0)	5	300	5	1	1.00
Johnson (0-1-0)	1	60	8	0	8.00
<b>TOTAL</b>	<b>6</b>	<b>360</b>	<b>13</b>	<b>1</b>	<b>2.17</b>

**GOALIES**

	GP	MP	GA	SO	AVG
Low (1-3-0)	5	251	25	0	5.98
Belhumeur (0-2-0)	3	109	11	0	6.06
<b>TOTAL</b>	<b>6</b>	<b>360</b>	<b>36</b>	<b>0</b>	<b>6.00</b>



**SCORING SUMMARIES**

**PITTSBURGH VS ST. LOUIS**

1974-75	GP	W	L	PTS	GF	GA	PPG	SHG	PEN	PIM
PITTSBURGH	2	2	0	4	9	6	3	1	9	18
ST. LOUIS	2	0	2	0	6	9	2	0	15	46

**AT PITTSBURGH**

Apr. 8 Pgh 4 (a) St.L. 3 (b)

(a) Inness in goal

**AT ST. LOUIS**

Apr. 10 Pgh. 5 (a) St.L. 3 (c)

(b) Davidson in goal  
(c) Johnston in goal

(Pittsburgh won Preliminary Round 2-0)

**GOALS BY PERIODS**

	1st	2nd	3rd	Total	1st	2nd	3rd	Total
PITTSBURGH	2	2	5	9	17	15	23	55
ST. LOUIS	4	1	1	6	24	20	20	64

**SHOTS BY PERIODS**

**PITTSBURGH**

PLAYER	GP	G	A	PTS	PIM
Stackhouse	2	1	3	4	0
Arnason	2	2	1	3	0
Hadfield	2	1	2	3	0
Kelly	2	1	2	3	4
Apps	2	1	1	2	0
Campbell	2	1	1	2	6
Larouche	2	1	1	2	0
Pronovost	2	1	0	1	2
McManama	1	0	1	1	0
MacDonald	2	0	1	1	0
Paradise	2	0	1	1	2
Schock	2	0	1	1	2
Burrows	2	0	0	0	2
Inness	2	0	0	0	0
Kehoe	2	0	0	0	0
Laframboise	2	0	0	0	0
Morrison	2	0	0	0	0
Wilkins	2	0	0	0	0

**TOTAL** 2 9 15 24 9-18

**GOALIES** GP MP GA SO AVG

Inness (2-0) 2 120 6 0 3.00

**TOTAL** 2 120 6 0 3.00

**ST. LOUIS**

PLAYER	GP	G	A	PTS	PIM
Unger	2	1	3	4	6
Larose	2	1	1	2	0
Merrick	2	1	1	2	0
Sacharuk	2	1	1	2	2
Berenson	2	1	0	1	0
Collins	2	1	0	1	0
Patrick	2	0	1	1	0
Ba. Plager	2	0	1	1	14
Thompson	2	0	1	1	0
Affleck	1	0	0	0	0
Davidson	1	0	0	0	0
Hess	1	0	0	0	2
Johnston	1	0	0	0	0
Gassoff	2	0	0	0	0
Lefley	2	0	0	0	2
Lukowich	2	0	0	0	0
Palazzari	2	0	0	0	0
Bo. Plager	2	0	0	0	10
Plante	2	0	0	0	10
Wilson	2	0	0	0	0

**TOTAL** 2 6 9 15 15-46

**GOALIES** GP MP GA SO AVG

Davidson (0-1) 1 60 4 0 4.00

Johnston (0-1) 1 60 5 0 5.00

**TOTAL** 2 120 9 0 4.50

**SCORING SUMMARIES**

**PITTSBURGH VS NY ISLANDERS**

1974-75	GP	W	L	PTS	GF	GA	PPG	SHG	PEN	PIM
PITTSBURGH	7	3	4	6	18	21	2	1	48	108
NY ISLANDERS	7	4	3	8	21	18	5	1	40	92

**AT PITTSBURGH**

Apr. 13 Pgh. 5 (a) NYI 4 (b)  
Apr. 15 Pgh. 3 (a) NYI 1 (b)  
Apr. 22 NYI 4 (c) Pgh. 2 (a)  
Apr. 26 NYI 1 (c) Pgh. 0 (a)

(a) Inness in goal

**AT NY ISLANDERS**

Apr. 17 Pgh. 6 (a) NYI 4 (b)  
Apr. 20 NYI 3 (c) Pgh. 1 (a)  
Apr. 24 NYI 4 (c) Pgh. 1 (a)

(b) Smith in goal  
(c) Resch in goal

(NY Islanders won Quarter Final Round 4-3)

**GOALS BY PERIODS**

	1st	2nd	3rd	Total	1st	2nd	3rd	Total
PITTSBURGH	5	6	7	18	102	75	64	241
NY ISLANDERS	4	5	12	21	74	82	78	234

**SHOTS BY PERIODS**

**PITTSBURGH**

PLAYER	GP	G	A	PTS	PIM
Kelly	7	4	1	5	13
MacDonald	7	4	1	5	4
Pronovost	7	2	3	5	4
Larouche	7	1	4	5	2
Stackhouse	7	1	3	4	10
Hadfield	7	3	0	3	0
Apps	7	1	2	3	9
Arnason	7	0	3	3	4
Schock	7	0	3	3	8
Burrows	7	1	1	2	10
Campbell	7	0	2	2	15
Kehoe	7	0	2	2	15
Laframboise	7	1	0	1	0
Owchar	6	0	1	1	4
Wilkins	1	0	0	0	0
Bignell	3	0	0	0	2
Paradise	4	0	0	0	15
Inness	7	0	0	0	2
McManama	7	0	0	0	6
Morrison	7	0	0	0	0

**TOTAL** 7 18 26 44 48-108

**GOALIES** GP MP GA SO AVG

Inness (3-4) 7 420 18 0 2.57

**TOTAL** 7 420 18 0 2.57

**NY ISLANDERS**

PLAYER	GP	G	A	PTS	PIM
Drouin	7	3	5	8	4
Parise	7	3	5	8	4
Westfall	7	4	3	7	6
Harris	7	1	3	4	2
Stewart	5	2	1	3	0
Gillies	7	2	1	3	16
Howatt	7	2	1	3	10
St. Laurent	7	2	1	3	2
Marshall	7	1	2	3	6
D. Potvin	6	0	3	3	6
J. Potvin	7	0	3	3	2
Bourne	3	1	1	2	2
Hart	7	0	2	2	8
Henning	7	0	1	1	0
Nystrom	7	0	1	1	0
Smith	3	0	0	0	0
Resch	4	0	0	0	0
Fortier	6	0	0	0	2
Lewis	7	0	0	0	13
MacMillan	7	0	0	0	9

**TOTAL** 7 21 33 54 40-92

**GOALIES** GP MP GA SO AVG

Resch (4-0) 4 240 4 1 1.00

Smith (0-3) 3 180 14 0 4.33

**TOTAL** 7 420 18 1 2.57

## PITTSBURGH PENGUINS CAREER PLAYOFF SCORING

NAME	GP	G	A	PTS	PIM
Jean Pronovost	23	7	8	15	8
Ron Schock	23	2	10	12	23
Bob Kelly	9	5	3	8	17
Michel Briere	10	5	3	8	17
Ron Stackhouse	9	2	6	8	10
Ken Schinkel	13	6	1	7	4
Pierre Larouche	9	2	5	7	2
Dean Prentice	10	2	5	7	8
Vic Hadfield	9	4	2	6	0
Lowell MacDonald	9	4	2	6	4
Syl Apps	13	3	3	6	11
Chuck Arnason	9	2	4	6	4
Nick Harbaruk	14	3	1	4	20
Duane Rupp	10	2	2	4	8
Colin Campbell	9	1	3	4	21
Keith McCreary	11	0	4	4	6
Bob Leiter	4	3	0	3	0
Wally Boyer	10	1	2	3	0
Dunc McCallum	10	1	2	3	12
Bob Woytowich	10	1	2	3	2
Jim Morrison	8	0	3	3	10
Bryan Hextall	14	0	3	3	43
Dave Burrows	13	1	1	2	16
Darryl Edestrand	4	0	2	2	0
Greg Polis	4	0	2	2	0
Rick Kehoe	9	0	2	2	0
Glen Sather	10	0	2	2	17
Val Fonteyne	14	0	2	2	2
Pete Laframboise	9	1	0	1	0
Tim Horton	4	0	1	1	2
Al McDonough	4	0	1	1	0
Eddie Shack	4	0	1	1	15
Dennis Owchar	6	0	1	1	4
Bob Paradise	6	0	1	1	17
Bob McManama	8	0	1	1	6
Tracy Pratt	10	0	1	1	51
Larry Bignell	3	0	0	0	2
Al Smith	3	0	0	0	0
Barry Wilkins	3	0	0	0	0
Steve Cardwell	4	0	0	0	2
Jim Rutherford	4	0	0	0	0
Les Binkley	7	0	0	0	0

NAME	GP	G	A	PTS	PIM
Bob Blackburn	7	0	0	0	4
Gary Inness	9	0	0	0	2
Lew Morrison	9	0	0	0	0
Bryan Watson	14	0	0	0	38
<b>TOTAL</b>	<b>23</b>	<b>58</b>	<b>92</b>	<b>150</b>	<b>408</b>

## GOALTENDING

NAME	GP	MP	GF	GA	ENG	SO	SAVES	AVG	W-L
Les Binkley	7	428	18	15	0	0	183	2.10	5-2
Gary Inness	9	540	27	24	3	0	271	2.67	5-4
Al Smith	3	180	5	10	0	0	79	3.33	1-2
Jim Rutherford	4	240	8	14	0	0	131	3.50	0-4
<b>TOTAL</b>	<b>23</b>	<b>1688</b>	<b>58</b>	<b>63</b>	<b>3</b>	<b>0</b>	<b>664</b>	<b>2.35</b>	<b>11-12</b>

## PLAYOFFS — TOP THREE TEAMS IN EACH DIVISION QUALIFY

**FIRST ROUND** — Four division winners receive a bye  
 — Eight remaining qualifiers paired on the basis of season point totals in best two out of three series

<b>SERIES A</b>	<b>SERIES B</b>
Most points vs least points	2nd highest points vs 7th highest points
<b>SERIES C</b>	<b>SERIES D</b>
3rd highest points vs 6th highest points	4th highest points vs 5th highest points

**QUARTERFINALS** — All pairings based on season point totals of remaining teams in best four of seven series

<b>SERIES E</b>	<b>SERIES F</b>
Most points vs least points	2nd highest points vs 7th highest points
<b>SERIES G</b>	<b>SERIES H</b>
3rd highest points vs 6th highest points	4th highest points vs 5th highest points

**SEMIFINALS** — All pairings based on season point totals of remaining teams in best four of seven series

<b>SERIES I</b>	<b>SERIES J</b>
Most points vs least points	2nd highest points vs 3rd highest points

## FINALS

**SERIES K** — For the Stanley Cup  
 Winner of Series I vs Winner of Series J — Team with most points in regular season has home ice advantage.

**1974-75 NHL STANDINGS**  
**PRINCE OF WALES CONFERENCE**

**James Norris Division**

	GP	W	L	T	GF	GA	PTS
Montreal	80	47	14	19	374	225	113
Los Angeles	80	42	17	21	269	185	105
PITTSBURGH	80	37	28	15	326	289	89
Detroit	80	23	45	12	259	335	58
Washington	80	8	67	5	181	446	21

**Charles F. Adams Division**

	GP	W	L	T	GF	GA	PTS
Buffalo	80	49	16	15	354	240	113
Boston	80	40	26	14	345	245	94
Toronto	80	31	33	16	280	309	78
California	80	19	48	13	212	316	51

**CLARENCE CAMPBELL CONFERENCE**

**Lester Patrick Division**

	GP	W	L	T	GF	GA	PTS
Philadelphia	80	51	18	11	293	181	113
NY Rangers	80	37	29	14	319	276	88
NY Islanders	80	33	25	22	264	221	88
Atlanta	80	34	31	15	243	233	83

**Conn Smythe Division**

	GP	W	L	T	GF	GA	PTS
Vancouver	80	38	32	10	271	254	86
St. Louis	80	35	31	14	269	267	84
Chicago	80	37	35	8	268	241	82
Minnesota	80	23	50	7	221	341	53
Kansas City	80	15	54	11	184	328	41

**THE ROAD TO THE STANLEY CUP**  
**(PRELIMINARY ROUND)**

**SERIES A**

Tue. Apr. 8	At Los Angeles	Los Angeles	3	Toronto	2*
Thu. Apr. 10	At Toronto	Toronto	3	Los Angeles	2*
Fri. Apr. 11	At Los Angeles	Toronto	2	Los Angeles	1

Toronto won Series A 2 games to 1

**SERIES B**

Tue. Apr. 8	At Boston	Boston	8	Chicago	2
Thu. Apr. 10	At Chicago	Chicago	4	Boston	3*
Fri. Apr. 11	At Boston	Chicago	6	Boston	4

Chicago won Series B 2 games to 1

**SERIES C**

Tue. Apr. 8	At Pittsburgh	Pittsburgh	4	St. Louis	3
Thu. Apr. 10	At St. Louis	Pittsburgh	5	St. Louis	3

Pittsburgh won Series C 2 games to none

**SERIES D**

Tue. Apr. 8	At NY Rangers	NY Islanders	3	NY Rangers	2
Thu. Apr. 10	At NY Islanders	NY Rangers	8	NY Islanders	3
Fri. Apr. 11	At NY Rangers	NY Islanders	4	NY Rangers	3*

NY Islanders won Series D 2 games to 1

**(QUARTER-FINALS)**

**SERIES E**

Sun. Apr. 13	At Philadelphia	Philadelphia	6	Toronto	3
Tue. Apr. 15	At Philadelphia	Philadelphia	3	Toronto	0
Thu. Apr. 17	At Toronto	Philadelphia	2	Toronto	0
Sat. Apr. 19	At Toronto	Philadelphia	4	Toronto	3*

Philadelphia won Series E 4 games to none

**SERIES F**

Sun. Apr. 13	At Buffalo	Buffalo	4	Chicago	1
Tue. Apr. 15	At Buffalo	Buffalo	3	Chicago	1
Thu. Apr. 17	At Chicago	Chicago	5	Buffalo	4*
Sun. Apr. 20	At Chicago	Buffalo	6	Chicago	2
Tue. Apr. 22	At Buffalo	Buffalo	3	Chicago	1

Buffalo won Series F 4 games to 1

**SERIES G**

Sun. Apr. 13	At Montreal	Montreal	6	Vancouver	2
Tue. Apr. 15	At Montreal	Vancouver	2	Montreal	1
Thu. Apr. 17	At Vancouver	Montreal	4	Vancouver	1
Sat. Apr. 19	At Vancouver	Montreal	4	Vancouver	0
Tue. Apr. 22	At Montreal	Montreal	5	Vancouver	4*

Montreal won Series G 4 games to 1

**SERIES H**

Sun. Apr. 13	At Pittsburgh	Pittsburgh	5	NY Islanders	4
Tue. Apr. 15	At Pittsburgh	Pittsburgh	3	NY Islanders	1
Thu. Apr. 17	At NY Islanders	Pittsburgh	6	NY Islanders	4
Sun. Apr. 20	At NY Islanders	NY Islanders	3	Pittsburgh	1
Tue. Apr. 22	At Pittsburgh	NY Islanders	4	Pittsburgh	2
Thu. Apr. 24	At NY Islanders	NY Islanders	4	Pittsburgh	1
Sat. Apr. 26	At Pittsburgh	NY Islanders	1	Pittsburgh	0

NY Islanders won Series H 4 games to 3

**(SEMI-FINALS)**

**SERIES I**

Tue. Apr. 29	At Philadelphia	Philadelphia	4	NY Islanders	0
Thu. May 1	At Philadelphia	Philadelphia	5	NY Islanders	4*
Sun. May 4	At NY Islanders	Philadelphia	1	NY Islanders	0
Wed. May 7	At NY Islanders	NY Islanders	4	Philadelphia	3*
Thu. May 8	At Philadelphia	NY Islanders	5	Philadelphia	1
Sun. May 11	At NY Islanders	NY Islanders	2	Philadelphia	1
Tue. May 13	At Philadelphia	Philadelphia	4	NY Islanders	1

Philadelphia won Series I 4 games to 3

**SERIES J**

Sun. Apr. 27	At Buffalo	Buffalo	6	Montreal	5*
Tue. Apr. 29	At Buffalo	Buffalo	4	Montreal	2
Thu. May 1	At Montreal	Montreal	7	Buffalo	0
Sat. May 3	At Montreal	Montreal	8	Buffalo	2
Tue. May 6	At Buffalo	Buffalo	5	Montreal	4*
Thu. May 8	At Montreal	Buffalo	4	Montreal	3

Buffalo won Series J 4 games to 2

**FINALS**

**SERIES K**

Thu. May 15	At Philadelphia	Philadelphia	4	Buffalo	1
Sun. May 18	At Philadelphia	Philadelphia	2	Buffalo	1
Tue. May 20	At Buffalo	Buffalo	5	Philadelphia	4*
Thu. May 22	At Buffalo	Buffalo	4	Philadelphia	2
Sun. May 25	At Philadelphia	Philadelphia	5	Buffalo	1
Tue. May 27	At Buffalo	Philadelphia	2	Buffalo	0

Philadelphia won Stanley Cup 4 games to 2

## LIFETIME SHUTOUTS VS PITTSBURGH

DATE	TEAM	SCORE	CITY	SAVES
<b>8 – Bernie Parent – Philadelphia &amp; Toronto</b>				
Oct. 17, 1968	Philadelphia	3-0	at Philadelphia	20
Dec. 21, 1969	Philadelphia	4-0	at Philadelphia	28
Oct. 17, 1970	Philadelphia	0-0	at Pittsburgh	30
Feb. 23, 1972	Toronto	2-0	at Toronto	34
Oct. 27, 1973	Philadelphia	6-0	at Pittsburgh	23
Nov. 4, 1973	Philadelphia	7-0	at Philadelphia	29
Dec. 22, 1974	Philadelphia	4-0	at Pittsburgh	24
Mar. 13, 1975	Philadelphia	6-0	at Philadelphia	22
<b>7 – Ed Giacomin – New York Rangers</b>				
Mar. 17, 1968	NY Rangers	3-0	at New York	20
Mar. 8, 1970	NY Rangers	0-0	at New York	25
Mar. 18, 1970	NY Rangers	2-0	at Pittsburgh	30
Feb. 20, 1971	NY Rangers	2-0	at Pittsburgh	37
Feb. 27, 1971	NY Rangers	4-0	at Pittsburgh	26
Jan. 7, 1973	NY Rangers	3-0	at New York	24
Nov. 18, 1973	NY Rangers	7-0	at New York	33
<b>5 – Rogie Vachon – Los Angeles</b>				
Jan. 16, 1974	Los Angeles	2-0	at Pittsburgh	34
Jan. 26, 1974	Los Angeles	2-0	at Pittsburgh	25
Oct. 28, 1974	Los Angeles	2-0	at Los Angeles	23
Nov. 23, 1974	Los Angeles	0-0	at Pittsburgh	32
Mar. 22, 1975	Los Angeles	4-0	at Los Angeles	31
<b>5 – Cesare Maniago – Minnesota</b>				
Mar. 23, 1968	Minnesota	3-0	at Minnesota	31
Dec. 12, 1970	Minnesota	1-0	at Pittsburgh	35
Mar. 13, 1971	Minnesota	0-0	at Pittsburgh	31
Oct. 28, 1971	Minnesota	2-0	at Minnesota	35
Feb. 20, 1972	Minnesota	2-0	at Minnesota	40
<b>5 – Bruce Gamble – Toronto &amp; Philadelphia</b>				
Jan. 13, 1968	Toronto	7-0	at Toronto	33
Jan. 25, 1969	Toronto	2-0	at Pittsburgh	30
Dec. 6, 1969	Toronto	5-0	at Toronto	25
Jan. 17, 1970	Toronto	4-0	at Toronto	38
Jan. 30, 1972	Philadelphia	4-0	at Philadelphia	33
<b>4 – Ernie Wakely – St. Louis</b>				
Nov. 13, 1968	St. Louis	4-0	at St. Louis	25
Jan. 3, 1970	St. Louis	6-0	at St. Louis	26
Nov. 19, 1970	St. Louis	1-0	at Pittsburgh	20
Jan. 22, 1972	St. Louis	1-0	at St. Louis	25

DATE	TEAM	SCORE	CITY	SAVES
<b>3 – Tony Esposito – Chicago</b>				
Dec. 27, 1969	Chicago	3-0	at Pittsburgh	30
Jan. 14, 1970	Chicago	5-0	at Chicago	28
Feb. 7, 1971	Chicago	1-0	at Chicago	28
<b>2 – Gary Smith – California &amp; Chicago</b>				
Dec. 27, 1967	California	0-0	at Pittsburgh	34
Jan. 8, 1972	Chicago	4-0	at Pittsburgh	24
<b>2 – Doug Favell – Philadelphia</b>				
Oct. 17, 1967	Philadelphia	1-0	at Philadelphia	17
Nov. 9, 1968	Philadelphia	3-0	at Pittsburgh	37
<b>2 – Gerry Desjardins – Los Angeles</b>				
Jan. 18, 1969	Los Angeles	4-0	at Los Angeles	30
Oct. 22, 1969	Los Angeles	2-0	at Los Angeles	25
<b>2 – Gerry Cheevers – Boston</b>				
Oct. 19, 1969	Boston	4-0	at Boston	26
Feb. 14, 1970	Boston	3-0	at Pittsburgh	35
<b>1 – Roger Crozier – Buffalo</b>				
Nov. 12, 1972	Buffalo	1-0	at Buffalo	18
<b>1 – Ken Dryden – Montreal</b>				
Apr. 2, 1975	Montreal	6-0	at Montreal	23
<b>1 – Roy Edwards – Detroit</b>				
Feb. 20, 1969	Detroit	3-0	at Detroit	26
<b>1 – Doug Grant – Detroit</b>				
Dec. 15, 1973	Detroit	2-0	at Pittsburgh	36
<b>1 – Glenn Hall – St. Louis</b>				
Feb. 12, 1969	St. Louis	2-0	at St. Louis	32
<b>1 – Ed Johnston – Boston</b>				
Mar. 2, 1969	Boston	4-0	at Boston	19
<b>1 – Jacques Plante – St. Louis</b>				
Nov. 19, 1969	St. Louis	4-0	at Pittsburgh	18
<b>1 – Terry Sawchuk – New York Rangers</b>				
Feb. 1, 1970	NY Rangers	6-0	at New York	29
<b>1 – Dunc Wilson – Toronto</b>				
Nov. 3, 1973	Toronto	6-0	at Toronto	33
<b>1 – Lorne Worsley – Montreal</b>				
Feb. 16, 1969	Montreal	4-0	at Pittsburgh	36
<b>1 – Ron Low &amp; Jacques Plante – Toronto – combined shutout</b>				
Dec. 29, 1972	Toronto	4-0	at Pittsburgh	42
Low played all but 24 seconds of game				

## PITTSBURGH LIFETIME SHUTOUTS

DATE	SCORE	OPPONENT	SAVES
<b>11 — Les Binkley</b>			
Nov. 4, 1967	1-0	at California	31
Dec. 23, 1967	4-0	vs Minnesota	23
Dec. 27, 1967	0-0	vs California	24
Jan. 28, 1968	1-0	at Boston	33
Feb. 1, 1968	2-0	vs St. Louis	22
Mar. 30, 1968	2-0	vs Philadelphia (Quebec)	23
Nov. 12, 1969	3-0	at Toronto	31
Dec. 10, 1969	2-0	at Los Angeles	29
Mar. 25, 1970	2-0	vs Minnesota	25
Oct. 17, 1970	0-0	vs Philadelphia	24
Mar. 3, 1971	4-0	vs Montreal	33
<b>4 — Al Smith</b>			
Feb. 26, 1970	1-0	vs Los Angeles	30
Mar. 8, 1970	0-0	at New York Rangers	33
Dec. 8, 1970	4-0	vs Toronto	29
Mar. 13, 1971	0-0	vs Minnesota	20
<b>4 — Jim Rutherford</b>			
Feb. 17, 1972	2-0	at Buffalo	23
Jan. 20, 1973	3-0	vs Boston	26
Feb. 20, 1973	4-0	at New York Islanders	34
Feb. 24, 1973	2-0	vs Chicago	32
<b>2 — Gary Inness</b>			
Nov. 17, 1974	6-0	vs Washington	26
Nov. 23, 1974	0-0	vs Los Angeles	30
<b>2 — Joe Daley</b>			
Feb. 19, 1969	3-0	vs Boston	41
Mar. 23, 1969	5-0	vs Minnesota	32
<b>2 — Denis Herron</b>			
Oct. 17, 1972	5-0	at New York Islanders	24
Oct. 24, 1972	4-0	at Vancouver	23
<b>1 — Andy Brown</b>			
Mar. 24, 1974	8-0	vs Detroit	23
<b>1 — Hank Bassen</b>			
Nov. 15, 1967	5-0	vs Philadelphia	27

## LIFETIME HAT TRICKS VS PITTSBURGH

NAME - TEAM	DATE	GOALIE
3 - Stan Mikita - Chicago	Dec. 6, 1967	Binkley (3) & Bassen (1)**
	Feb. 11, 1970	Smith
	Feb. 10, 1974	Inness
3 - Phil Esposito - Boston	Dec. 15, 1968	Daley
	Dec. 6, 1970	Binkley
	Mar. 6, 1971	Smith
2 - Brad Park - NY Rangers	Dec. 12, 1971	Rutherford
	Feb. 12, 1972	Rutherford
2 - Dave Keon - Toronto	Jan. 17, 1970	Binkley
	Nov. 20, 1974	Inness
2 - Guy Lafleur - Montreal	Dec. 7, 1974	Johnson
	Jan. 26, 1975	Plasse**
1 - Dave Balon - NY Rangers	Feb. 1, 1970	Smith
1 - Jean Beliveau - Montreal	Mar. 16, 1968	Bassen (2) & ENG
1 - Gene Carr - NY Rangers	Dec. 17, 1972	Herron
1 - Dick Duff - Montreal	Feb. 16, 1968	Binkley
1 - Stan Gilbertson - Washington	Apr. 6, 1975	Johnson**
1 - Bill Goldsworthy - Minnesota	Mar. 23, 1974	Inness
1 - Dennis Hextall - Minnesota	Mar. 7, 1973	Brown
1 - Ken Hodge - Boston	Feb. 3, 1974	Brown
1 - Rejean Houle - Montreal	Jan. 17, 1973	Newton
1 - Gordie Howe - Detroit	Nov. 2, 1969	Smith
1 - Bobby Hull - Chicago	Nov. 14, 1968	Binkley
1 - Bobby Lalonde - Vancouver	Mar. 17, 1973	Brown (2) & Newton (1)
1 - Claude Larose - Montreal	Feb. 28, 1974	Inness**
1 - Richard Martin - Buffalo	Jan. 3, 1974	Rutherford
1 - Ab McDonald - St. Louis	Nov. 19, 1969	Binkley
1 - Eddie Shack - Buffalo	Mar. 31, 1971	Newton
1 - Brian Spencer - Toronto	Jan. 9, 1971	Smith
1 - Norm Ullman - Toronto	Dec. 28, 1971	Binkley (2) & ENG
1 - Mike Walton - Boston	Feb. 10, 1973	Newton

\*\*Four Goal Game

## PENGUINS' 1974-75 HOME ATTENDANCE

### PITTSBURGH ALL-TIME HAT TRICKS

NAME	DATE	GOALIE
3 - Lowell MacDonald	Nov. 15, 1972 vs. Minnesota Nov. 13, 1973 vs. Minnesota Mar. 27, 1974 vs. Minnesota	Gilbert Maniago Worsley
3 - Al McDonough	Oct. 11, 1972 at St. Louis Nov. 18, 1972 vs. Atlanta Nov. 22, 1972 vs. St. Louis	Stephenson Myre Stephenson
2 - Ken Schinkel	Oct. 31, 1967 vs. Chicago Feb. 4, 1970 vs. Minnesota	Dejordy Maniago 1, Broderick 2
1 - Andy Bathgate	Oct. 18, 1967 vs. Minnesota	Maniago 2, Bauman 1
1 - Glen Sather	Dec. 19, 1970 vs. Detroit	McLeod 2 & ENG
1 - Duane Rupp	Mar. 24, 1971 vs. Detroit	Rutherford
1 - Bob Leiter	Dec. 1, 1971 vs. Detroit	Smith 2, Daley 1
1 - Eddie Shack	Nov. 29, 1972 vs. Toronto	Low
1 - Syl Apps	Dec. 13, 1972 vs. NY Islanders	Desjardins
1 - Bob Kelly	Mar. 24, 1974 vs. Detroit	Grant
1 - Rick Kehoe	Feb. 15, 1975 at Toronto	Favell
1 - Jean Pronovost	Feb. 26, 1975 vs. Washington	Belhumeur
1 - Pierre Larouche	Mar. 12, 1975 vs. Boston	Gilbert

<b>vs DETROIT</b>		<b>vs CHICAGO</b>	
Largest (Apr. 5) . . . . .	13,404	Largest (Jan. 29) . . . . .	12,087
Total (3 games) . . . . .	37,288	Total (2 games) . . . . .	22,250
<b>vs BOSTON</b>		<b>vs NEW YORK ISLANDERS</b>	
Largest (Jan. 18 & Mar. 12) . . . . .	13,404	Largest (Feb. 16) . . . . .	13,404
Total (3 games) . . . . .	36,969	Total (2 games) . . . . .	22,237
<b>vs WASHINGTON</b>		<b>vs KANSAS CITY</b>	
Largest (Mar. 15) . . . . .	13,404	Largest (Mar. 16) . . . . .	13,404
Total (3 games) . . . . .	34,795	Total (2 games) . . . . .	20,451
<b>vs MONTREAL</b>		<b>vs MINNESOTA</b>	
Largest (Mar. 26) . . . . .	13,404	Largest (Mar. 30) . . . . .	11,707
Total (3 games) . . . . .	33,592	Total (2 games) . . . . .	19,438
<b>vs LOS ANGELES</b>		<b>vs ATLANTA</b>	
Largest (Feb. 19) . . . . .	12,762	Largest (Dec. 28) . . . . .	10,339
Total (3 games) . . . . .	33,456	Total (2 games) . . . . .	17,893
<b>vs CALIFORNIA</b>		<b>vs TORONTO</b>	
Largest (Nov. 9) . . . . .	10,548	Largest (Dec. 30) . . . . .	9,216
Total (3 games) . . . . .	28,771	Total (2 games) . . . . .	16,872
<b>vs PHILADELPHIA</b>		<b>vs ST. LOUIS (PLAYOFFS)</b>	
Largest (Oct. 19 & Mar. 8) . . . . .	13,404	Largest (Apr. 8) . . . . .	13,217
Total (3 games) . . . . .	26,808	Total (1 game) . . . . .	13,217
<b>vs NEW YORK RANGERS</b>		<b>vs NY ISLANDERS (PLAYOFFS)</b>	
Largest (Jan. 25) . . . . .	13,404	Largest (Apr. 13, 15, 22 & 26) . . . . .	13,404
Total (2 games) . . . . .	25,320	Total (4 games) . . . . .	53,616
<b>vs BUFFALO</b>		Season Total (40 games) . . . . .	448,977
Largest (Feb. 12) . . . . .	12,884	Average . . . . .	11,224
Total (2 games) . . . . .	25,017	Playoff Total (5 games) . . . . .	66,833
<b>vs VANCOUVER</b>		Average . . . . .	13,367
Largest (Mar. 1) . . . . .	13,055	TOTAL (45 games) . . . . .	515,810
Total (2 games) . . . . .	23,992	Average . . . . .	11,462
<b>vs ST. LOUIS</b>			
Largest (Feb. 22) . . . . .	13,404		
Total (2 games) . . . . .	23,828		

## 1974-75 AWARD WINNERS

STANLEY CUP ..... Philadelphia Flyers  
 PRINCE OF WALES TROPHY..... Buffalo Sabres  
 CLARENCE S. CAMPBELL BOWL .... Philadelphia Flyers  
 HART MEMORIAL TROPHY ..... Bobby Clarke  
 Philadelphia Flyers  
 CALDER MEMORIAL TROPHY ..... Eric Vail  
 Atlanta Flames  
 JAMES NORRIS MEMORIAL TROPHY ..... Bobby Orr  
 Boston Bruins  
 ART ROSS TROPHY ..... Bobby Orr  
 Boston Bruins  
 VEZINA TROPHY ..... Bernie Parent, Philadelphia Flyers  
 CONN SMYTHE TROPHY ..... Bernie Parent  
 Philadelphia Flyers  
 LADY BYNG TROPHY ..... Marcel Dionne  
 Detroit Red Wings  
 BILL MASTERTON MEMORIAL TROPHY ..... Don Luce  
 Buffalo Sabres

### ALL STARS

#### First Team

#### Second Team

#### GOALIE

BERNIE PARENT  
*Philadelphia*

ROGIE VACHON  
*Los Angeles*

#### DEFENSE

BOBBY ORR, *Boston*  
 DENIS POTVIN  
*New York Islanders*

GUY LAPOINTE, *Montreal*  
 BORJE SALMING  
*Toronto*

#### CENTER

Bobby Clarke  
*Philadelphia*

Phil Esposito  
*Boston*

#### LEFT WING

Richard Martin  
*Buffalo*

Steve Vickers  
*New York Rangers*

#### RIGHT WING

Guy Lafleur  
*Montreal*

Rene Robert  
*Buffalo*

## PENGUIN AWARD WINNERS

### Michel Briere Memorial Trophy Rookie of the Year

1974-75 Pierre Larouche  
 1973-74 Ron Lalonde  
 1972-73 No winner  
 1971-72 Dave Burrows  
 1970-71 Greg Polis  
 1969-70 Michel Briere  
 1968-69 Jean Pronovost  
 1967-68 Les Binkley

### Bill McCracken Award Unsung Hero

1974-75 Gary Inness  
 1973-74 Ron Schock  
 1972-73 Lowell MacDonald  
 1971-72 Duane Rupp  
 1970-71 Bob Blackburn  
 1969-70 Val Fonteyne

### F. & M. Schaefer Brewing Award Leading Point Scorer

1974-75 Ron Schock  
 1973-74 Syl Apps  
 1972-73 Syl Apps  
 1971-72 Syl Apps  
 1970-71 Bryan Hextall  
 1969-70 Dean Prentice  
 1968-69 Ken Schinkel  
 1967-68 Andy Bathgate

### Elmore Keener Memorial Award Player's Player

1974-75 Ron Schock  
 1973-74 Jean Pronovost  
 1972-73 Lowell MacDonald  
 1971-72 Jean Pronovost  
 1970-71 Jean Pronovost  
 1969-70 Jean Pronovost &  
 Dean Prentice  
 1968-69 Val Fonteyne

### Max Unger Award Most Valuable Player

1974-75 Ron Schock &  
 Ron Stackhouse  
 1973-74 Syl Apps, Dave Burrows,  
 Jean Pronovost & Lowell  
 MacDonald  
 1972-73 Dave Burrows  
 1971-72 Jean Pronovost  
 1970-71 Ron Schock  
 1969-70 Jean Pronovost  
 1968-69 Keith McCreary  
 1967-68 Les Binkley

### James G. Balmer Award Contribution to Hockey in Pittsburgh

1974-75 Jack Button  
 1973-74 Lowell MacDonald  
 1972-73 Jack Riley  
 1971-72 Pittsburgh Penguin  
 Partners  
 1970-71 Michel Briere  
 1969-70 Red Kelly  
 1968-69 Jimmy Jordan  
 1966-67 Baz Bastien

### Equibank Goal Scoring Award Leading Goal Scorer

1974-75 Jean Pronovost  
 1973-74 Lowell MacDonald  
 1972-73 Al McDonough

### Booster Club Award Star of Game Leader

1974-75 Vic Hadfield

## 1975-76 ROAD HOTELS

### ATLANTA

**Marriott Motor Hotel**  
Courtland & Cain Streets  
Atlanta, Georgia 30303  
Telephone (404) 659-6500

### BOSTON

**Statler Hilton**  
Park Square  
Boston, Massachusetts 02117  
Telephone (617) 426-2000

### BUFFALO

**Statler Hilton**  
107 Delaware Avenue  
Buffalo, New York 14202  
Telephone (716) 856-1000

### CALIFORNIA

**Edgewater Hyatt House**  
455 Hegenberger Road  
Oakland, California 94621  
Telephone (415) 562-6100

### CHICAGO

**Marriott Motor Hotel**  
8535 W. Higgins Road  
Chicago, Illinois 60631  
Telephone (312) 693-4444

### DETROIT

**Michigan Inn**  
16400 J. L. Hudson Drive  
Southfield, Michigan 48075  
Telephone (313) 559-6500

### KANSAS CITY

**Holiday Inn @ Municipal Auditorium**  
1301 Hyandotte Street  
Kansas City, Missouri 64105  
Telephone (816) 221-8800

### LONG ISLAND

**Holiday Inn - Westbury**  
369 Old Country Road  
Westbury, Long Island 11590  
Telephone (516) 997-5000

### LOS ANGELES

**Sheraton Inn - LA Airport**  
9750 Airport Boulevard  
Los Angeles, California 90045  
Telephone (213) 645-4600

### MINNESOTA

**Marriott Inn**  
1919 East 78th @ Cedar Avenue  
Bloomington, Minnesota 55420  
Telephone (612) 854-7441

### MONTREAL

**Auberge Richelieu Inn**  
505 Est Rue Sherbrooke  
Montreal, Quebec H2L 1K2  
Telephone (514) 842-8581

### NEW YORK RANGERS

**Essex House**  
160 Central Park South  
New York, New York 10019  
Telephone (212) 247-0300

### PHILADELPHIA

**Hilton Inn**  
10th & Packer Avenue  
Philadelphia, Pa. 19148  
Telephone (215) 755-9500

### ST. LOUIS

**Stouffer's Riverfront Towers**  
200 South Fourth Street  
St. Louis, Missouri 63102  
Telephone (314) 241-9500

### TORONTO

**Royal York Hotel**  
100 Front Street, West  
Toronto, Ontario M5J 1E3  
Telephone (416) 368-2511

### VANCOUVER

**Bayshore Inn**  
1601 W. Georgia Street  
Vancouver, British Columbia V6G 2V4  
Telephone (604) 682-3377

### WASHINGTON

**Sheraton Inn/Washington NE**  
8500 Annapolis Road  
New Carrollton, Maryland 20784  
Telephone (301) 459-6700

## NHL PUBLIC RELATIONS DIRECTORY

### NHL - MONTREAL

**Ron Andrews/Norm Jewison**  
920 Sun Life Building  
Montreal, Quebec, Canada H3B 2W2  
Telephone (514) 871-9220

### ATLANTA

**Ed Thilenius**  
The Omni  
100 Techwood Drive, NW  
Atlanta, Georgia 30303  
Telephone (404) 681-2100

### BOSTON

**Nate Greenberg**  
150 Causeway Street  
Boston, Massachusetts 02114  
Telephone (617) 227-3209

### BUFFALO

**Paul Wieland**  
Memorial Auditorium  
140 Main Street  
Buffalo, New York 14202  
Telephone (716) 856-7300

### CALIFORNIA

**Ron McGrath**  
303 Hegenberger Road  
Oakland, California 94621  
Telephone (415) 635-2500

### CHICAGO

**Don Murphy**  
1840 W. Madison Avenue  
Chicago Stadium  
Chicago, Illinois 60612  
Telephone (312) 733-5300

### DETROIT

**Budd Lynch**  
Olympia Stadium  
5920 Grand River Avenue  
Detroit, Michigan 48208  
Telephone (313) 895-7000

### KANSAS CITY

**Norm Smith**  
Garden Level - Commerce Tower  
Kansas City Missouri 64105  
Telephone (816) 474-0600

### LOS ANGELES

**Mike Hope**  
The Forum  
Inglewood, California 90301  
Telephone (213) 674-6000

### NHL - NEW YORK

**Bob Casey/Judy Epstein**  
Suite 2480 2 Pennsylvania Plaza  
New York, New York 10001  
Telephone (212) 695-3600

### MINNESOTA

**Dick Dillman**  
Metropolitan Sports Center  
7901 Cedar Avenue, South  
Bloomington, Minnesota 55420  
Telephone (612) 854-4411

### MONTREAL

**Claude Mouton**  
Montreal Forum  
2313 St. Catherine St. W  
Montreal, Quebec, Canada H38 1N2  
Telephone (514) 932-6131

### NEW YORK ISLANGERS

**Hawley T. Chester III**  
1155 Conklin Street  
Farmingdale, New York 11735  
Telephone (516) 694-5522

### NEW YORK RANGERS

**John Halligan**  
4 Pennsylvania Plaza  
New York, New York 10001  
Telephone (212) 594-6600

### PHILADELPHIA

**Joe Kadlec**  
The Spectrum  
Philadelphia, Pa. 19148  
Telephone (215) 465-4500

### ST. LOUIS

**Alan Salomon**  
5700 Oakland Avenue  
St. Louis, Missouri  
Telephone (314) 644-0900

### TORONTO

**Howard Starkman**  
Maple Leaf Gardens  
Toronto, Ontario, Canada M5B 1L1  
Telephone (416) 368-1641

### VANCOUVER

**Greg Douglas**  
Pacific Coliseum  
Vancouver, British Columbia  
Telephone (604) 254-5141

### WASHINGTON

**Chip Campbell**  
Capital Centre  
Landover, Maryland 20786  
Telephone (301) 350-3400



**TICKET LOCATIONS  
CIVIC ARENA BOX OFFICE – GATE 1**

**NOTES**

**Kaufmann's**  
Downtown Store  
McKnight Road  
Monroeville  
Mt. Lebanon  
Rochester  
Steubenville  
Erie

**Sears**  
Allegheny Center  
East Liberty  
Penn Center  
South Hills  
West Mifflin  
Beaver  
Greensburg  
Washington  
Uniontown

**Horne's**  
Downtown

**Listening Post**  
Shadyside

**PENGUIN TICKET OFFICE – 281-0555**

NOTES

PENGUINS 1975-76 AWAY SCHEDULE

DAY	DATE	OPPONENT	TIME
Tuesday	October 7	Washington	7:35
Wednesday	October 15	Toronto	8:05
Thursday	October 30	Los Angeles	11:05
Saturday	November 1	Minnesota	9:05 (T)
Sunday	November 2	Buffalo	7:05
Thursday	November 6	St. Louis	9:05
Sunday	November 9	Philadelphia	7:05
Wednesday	November 12	Washington	7:35 (T)
Friday	November 21	Atlanta	8:05
Sunday	November 30	Boston	7:05
Wednesday	December 3	Chicago	8:35
Thursday	December 4	NY Islanders	8:05 (T)
Tuesday	December 9	Kansas City	8:35
Wednesday	December 10	Detroit	7:35 (T)
Sunday	December 14	Montreal	8:05
Wednesday	December 17	California	11:05
Friday	December 19	Vancouver	11:05
Saturday	December 20	Los Angeles	11:05
Tuesday	December 23	NY Rangers	7:35
Friday	December 26	Atlanta	8:05 (T)
Sunday	January 4	Chicago	8:35 (T)
Wednesday	January 7	California	11:05
Sunday	January 11	Buffalo	7:05
Tuesday	January 13	Boston	7:35
Thursday	January 15	Philadelphia	8:05 (T)
Saturday	January 31	Kansas City	8:35 (T)
Thursday	February 5	Boston	7:35
Saturday	February 7	Los Angeles	11:05
Sunday	February 8	Vancouver	5:05
Wednesday	February 11	California	11:05
Saturday	February 14	NY Islanders	8:05 (T)
Sunday	February 22	Detroit	2:05
Tuesday	March 2	Minnesota	9:05 (T)
Tuesday	March 16	Montreal	8:05
Friday	March 19	Washington	7:35
Sunday	March 21	NY Rangers	7:35 (T)
Thursday	March 25	St. Louis	9:05
Monday	March 29	Toronto	8:05 (T)
Wednesday	March 31	Montreal	8:05
Sunday	April 4	Detroit	7:05

(all times — Pittsburgh time)

(T) Televised game on WIICTV (Channel 11)