

PITTSBURGH Penguin

October 9, 1974
DATE

14,139
ATTENDANCE

MINNESOTA - 2
HOME TEAM

PITTSBURGH - 4
VISITORS

W - 1 L - 0 T - 0

REFEREE Lloyd Gilmour

LINESMEN Will Norris & Swade Knox

SCORE	GOAL (NO.) - ASSISTS ON ICE FOR - AGAINST	TIME	PENALTIES	TIME
1-0	P-Kelly (1) (Arnason)	14:46	P-Paradise (Hooking)	1:22
	P-3,6,9,10,22 M-7,9,18,20,24		M-Hextall (Elbowing)	10:02
2-0	P-Larouche (1) (Arnason)	10:34	M-Goldsworthy (Slashing)	17:00
	P-2,3,9,10,22 M-2,5,8,11,22		P-Paradise (Slashing)	17:00
2-1	M-Parise (1) (Hextall, Goldsworthy)	11:38	P-Kelly (Tripping)	18:38
	M-2,5,8,11,22 P-2,3,12,16,23		P-Campbell (Interference)	16:02
2-2	M-Goldsworthy (1) (Gibbs, O'Brien)	15:41	P-Campbell (Hooking)	(5:11)
	M-2,5,8,11,22 P-5,6,18,19,26			
(3-2)	P-Apps (1) (Pronovost)	6:49		
	P-2,3,19,26 M-2,8,11,22,24	SHG		
4-2	P-Apps (2) (Pronovost, MacDonald)	16:36		
	P-2,3,18,19,26 M-2,8,11,22,24			

NO.	PLAYER-SHOTS	1	2	3	TOT.	NO.	PLAYER-SHOTS	1	2	3	TOT.
1	JOHNSON - Did not play					30	MANIAGO	12	7	12	31
30	INNESS	14	16	11	41	35	RIVARD - Did not play				
2	PARADISE				0	2	GIBBS	2	2		4
3	STACKHOUSE	1			1	4	AHRENS				0
5	DEMARCO			2	2	5	O'BRIEN		2	1	3
6	CAMPBELL			2	2	7	DUNLOP	1			1
8	KEHOE		1		1	8	GOLDSWORTHY	2	4	1	7
9	ARNASON	2	1		3	9	BOUCHA	1	3		4
10	LAROCHE		2	1	3	10	OLIVER		2	1	3
11	HADFIELD	2			2	11	PARISE	1	1	1	3
12	PRATT			1	1	12	NANTAIS		1	2	3
16	LALONDE				0	14	ROGERS			1	1
17	SCHOCK			2	2	16	DROUIN	3	1		4
18	MACDONALD	2	1		3	18	MARTINEAU			1	1
19	PRONOVOST	1	1		2	20	REID	1	1	1	3
22	KELLY	3	1	3	7	21	FLESCHE				0
23	DEBENEDET				0	22	HEXTALL	2	1	1	4
24	LAGACE	1			1	23	NANNE			1	1
26	APPS	1	1	3	5	24	HICKS	1			1
	TOTAL	13	8	14	35		TOTAL	14	18	11	43

SCORING					RECAP	HOME TEAM	VISITORS
TEAM	1	2	3	TOTALS	FINAL SCORE-GOALS ASSISTS		
PITTSBURGH	1	1	2	4		2 (4)	4 (5)
MINNESOTA	0	2	0	2	PENALTIES PENALTIES IN MIN.	2 - 4	5 - 10

PITTSBURGH Penguin

October 12, 1974

11,909

DATE

ATTENDANCE

PITTSBURGH - 7

DETROIT - 2

W - 2 L - 0 T - 0

HOME TEAM

VISITORS

REFEREE Dave Newell

LINESMEN Ray Scapinello & Randy Mitton

SCORE	GOAL (NO.) - ASSISTS ON ICE FOR - AGAINST	TIME	PENALTIES	TIME
	NONE		P-Paradise (Tripping)	2:20
1-0	P-Kehoe (1) (DeMarco, Schock)	3:24	P-Kelly (Roughing)	4:28
	P-5,8,11,17,25 D-5,7,11,16,18		D-Libett (Holding)	17:51
1-1	D-Grant (2) (Dionne, G.Bergman)	8:40	P-Campbell (Tripping)	4:59
	D-2,12,20,21 P-2,3,17	PPG	P-Campbell (Slashing)	7:52
2-1	P-DeMarco (1) (Owchar, Apps)	12:37	D-Watson (Slashing)	7:52
	P-5,8,11,25,26 D-2,5,12,14,18		P-Owchar (Tripping)	8:29
3-1	P-Pronovost (1) (MacDonald, Apps)	19:04	D-Watson (Tripping)	10:30
	P-5,6,18,19,26 D-3,4,12,14,23		P-MacDonald (Slashing)	8:07
4-1	P-Apps (3) (Paradise, MacDonald)	2:00	D-Watson (Slashing)	8:07
	P-2,18,19,25,26 D-2,3,12,14,23		D-Hamel (Holding)	15:20
4-2	D-Berenson (1) (Nowak, Anderson)	2:19	D-G.Bergman (Tripping)	16:03
	D-5,7,11,16,18 P-5,6,9,10,22			
5-2	P-Debenedet (1) (Owchar, Pratt)	10:42		
	P-2,12,16,23,25 D-5,18,20,21,22			
6-2	P-Schock (1) (Unassisted)	12:31		
	P-5,6,8,11,17 D-2,3,12,14,23			
7-2	P-Kelly (2) (Larouche, Arnason)	16:16		
	P-3,5,9,10,22 D-4,7,18	PPG		
Richardson replaced Rutherford 8:16/2nd Rutherford returned at 10:30/2nd.				
Richardson returned for third period.				

NO.	PLAYER-SHOTS	1	2	3	TOT.	NO.	PLAYER-SHOTS	1	2	3	TOT.
1	JOHNSON - Did not play					1	RUTHERFORD	9	10	#	19
30	INNESS	6	9	8	23	30	RICHARDSON	#	0	11	11
2	PARADISE	1	1	1	3	2	G.BERGMAN				0
3	STACKHOUSE	2			2	3	LYNCH	1			1
5	DEMARCO	2	2	2	6	4	T.BERGMAN		1		1
6	CAMPBELL				0	5	HAMEL				0
8	KEHOE	1	1	1	3	7	BERENSON			2	2
9	ARNASON		1		1	8	CHARRON	1			1
10	LAROUCHE			1	1	11	NOWAK	1	2	1	4
11	HADFIELD		1		1	12	DIONNE	1	2	1	4
12	PRATT				0	14	LIBETT			1	1
16	LALONDE		2	1	3	16	ANDERSON		1		1
17	SCHOCK	1		1	2	17	JARRY - Did not play				0
18	MACDONALD				0	18	WATSON			1	1
19	PRONOVOST	1	3		4	20	REDMOND	2	2	1	5
22	KELLY	1		4	5	21	GRANT		1	1	2
23	DEBENEDET			2	2	22	PYATT			1	1
25	OWCHAR		1		1	23	LOCHEAD		1		1
26	APPS		1	2	3	26	ROBERTS				0
	TOTAL	9	13	15	37		TOTAL	6	10	9	25

SCORING					RECAP	HOME TEAM	VISITORS
TEAM	1	2	3	TOTALS	FINAL SCORE-GOALS ASSISTS		
PITTSBURGH	0	3	4	7		7 (12)	2 (4)
DETROIT	0	1	1	2	PENALTIES PENALTIES IN MIN.	6 - 12	6 - 12

PITTSBURGH *Penguin*

October 19, 1974

13,404

DATE

ATTENDANCE

PITTSBURGH - 3

PHILADELPHIA - 6

W - 2 L - 1 T - 0

HOME TEAM

VISITORS

REFEREE Bruce Hood

LINESMEN Matt Pavelich & Randy Shantz

SCORE	GOAL (NO.) - ASSISTS ON ICE FOR - AGAINST	TIME	PENALTIES	TIME
(1-0)	P-Kehoe (2) (Schock)	8:42	P-Lagace (Interference)	1:53
	P-4,5,8,17 PH-3,7,16,19,27	SHG	P-Durbano (Misconduct)	1:53
1-1	PH-Kindrachuk(1) (Van Impe, Schultz)	9:58	P-Hadfield (Holding)	(8:05)
	PH-2,8,11,25,26 P-2,16,23,24	PPG	PH-Clarke (Slashing & Major - Fighting)	9:40
1-2	PH-Saleski (1) (Ji. Watson)	10:14	P-Burrows (Roughing & Major - Fighting)	9:40
	PH-2,8,11,20,26 P-2,9,10,22,24			
2-2	P-DeMarco (2) (Hadfield, Durbano)	1:58	P-Pronovost (Tripping)	11:49
	P-5,7,8,11,17 PH-6,12,14,19	PPG	PH-Ji. Watson (Interfer.)	14:06
2-3	PH-Saleski (2) (Schultz, Kindrachuk)	12:07	PH-Dornhoefer (Holding)	19:15
	PH-6,8,11,14,26 P-2,3,8,11,17		PH-Barber (Tripping)	19:27
3-3	P-Kelly (3) (Arnason, Larouche)	12:38	PH-Lonsberry (Tripping)	1:42
	P-4,9,10,22,24 PH-3,12,18,19,25		PH-Harris (Major-Fighting)	13:26
3-4	PH-Clarke (2) (Leach)	10:35	P-Kelly (Major-Fighting)	13:26
	PH-2,7,16,20,27 P-3,4,18,19,26		PH-Van Impe (Interference)	13:32
3-5	PH-Barber (2) (Unassisted)	18:11	PH-Van Impe (Tripping)	19:35
	PH-2,7,12,16,20 P-4,19,24,26	PPG		
(3-6)	PH-Barber (3) (Clarke)	19:58	P-Schock (Tripping)	5:34
	PH-2,7,16,20 P-4,5,10,18,19,26	SHG	PH-Van Impe (Tripping)	15:44
			P-DeMarco (Tripping)	16:45
			PH-MacLeish (Interference)	(18:38)
	Philadelphia's 6th goal - empty net			

NO.	PLAYER-SHOTS	1	2	3	TOT.	NO.	PLAYER-SHOTS	1	2	3	TOT.
1	JOHNSON - Did not play					30	TAYLOR - Did not play				
30	INNESS	12	12	16	40	35	STEPHENSON	11	4	8	23
2	PARADISE				0	2	VAN IMPE		1		1
3	STACKHOUSE	1			1	3	BLADON			3	3
4	BURROWS	1		2	3	6	DUPONT	3			3
5	DEMARCO	1	2	2	5	7	BARBER	2	2	3	7
7	DURBANO	1			1	8	SCHULTZ		1		1
8	KEHOE	2		1	3	9	KELLY		1	2	3
9	ARNASON				0	11	SALESKI	1	1		2
10	LAROCHE	1			1	12	DORNHOEFER		1	1	2
11	HADFIELD				0	14	JO. WATSON				0
16	LALONDE				0	15	CRISP	1		1	2
17	SCHOCK				0	16	CLARKE	2	3	2	7
18	MACDONALD	3	1	2	6	18	LONSBERRY		1	2	3
19	PRONOVOST		1		1	19	MACLEISH	2		3	5
22	KELLY		1		1	20	Ji. WATSON	1		2	3
23	DEBENEDET				0	25	HARRIS		1		1
24	LAGACE				0	26	KINDRACHUK	2	1		3
26	APPS	2	1	1	4	27	LEACH				0
	TOTAL	12	6	8	26		TOTAL	14	13	19	46

SCORING					RECAP	HOME TEAM	VISITORS
TEAM	1	2	3	TOTALS	FINAL SCORE-GOALS ASSISTS		
PITTSBURGH	1	2	0	3		3 (5)	6 (7)
PHILADELPHIA	2	1	3	6	PENALTIES PENALTIES IN MIN.	9 - 32	11 - 28

SALESKI - PHI

DEMARCO - PGH

BARBER - PHI

PITTSBURGH *Penguin*

October 23, 1974

10,161

DATE

ATTENDANCE

PITTSBURGH - 5

BOSTON - 5

W - 2 L - 2 T - 1

HOME TEAM

VISITORS

REFEREE Lloyd Gilmour

LINESMEN Ray Scapinello & Ron Finn

SCORE	GOAL (NO.) - ASSISTS ON ICE FOR - AGAINST	TIME	PENALTIES	TIME
1-0	P-Apps (4) (MacDonald, Pronovost)	0:14	P-Paradise (Holding)	19:10
	P-4,5,18,19,26 B-4,7,8,12,23		B-Marcotte (Tripping)	9:34
2-0	P-Burrows (1) (Schock, Pronovost)	7:15	P-Pronovost (Hooking)	19:02
	P-4,5,17,18,19 B-7,8,10,12,20			
2-1	B-Orr (1) (Cashman)	12:06		
	B-4,7,8,12,23 P-3,4,18,19,26			
3-1	P-MacDonald (1) (Apps)	6:46		
	P-2,5,18,19,26 B-7,8,10,12,20			
3-2	B-Schmautz (2) (Bucyk, Orr)	8:23		
	B-4,9,17,19,23 P-3,4,8,11,17			
3-3	B-Orr (2) (Unassisted)	16:16		
	B-4,9,17,19,23 P-2,3,8,11,17			
4-3	P-Stackhouse (1) (Debenedet, Schock)	13:25		
	P-2,3,8,17,23 B-9,10,17,19,20			
5-3	P-Kelly (4) (Pratt, Lalonde)	13:39		
	P-4,5,12,16,22 B-4,11,21,23,24			
5-4	B-Orr (3) (Esposito, Hodge)	16:59		
	B-4,7,8,12,20 P-2,3,8,11,17			
5-5	B-Vadnais (2) (Schmautz, Hodge)	19:28		
	B-4,7,8,10,12,17 P-4,5,18,19,26			

NO.	PLAYER-SHOTS	1	2	3	TOT.	NO.	PLAYER-SHOTS	1	2	3	TOT.
1	JOHNSON - Did not play					1	GILBERT	12	12	11	35
30	INNESS	9	16	12	37	30	BROOKS - Did not play				
2	PARADISE		1		1	4	ORR	3	4	1	8
3	STACKHOUSE			2	2	6	EDESTRAND		1		1
4	BURROWS	2	1	1	4	7	ESPOSITO	4	2		6
5	DEMARCO		3		3	8	HODGE	1	2	1	4
8	KEHOE	3	1		4	9	BUCYK			1	1
9	ARNASON				0	10	VADNAIS	1		2	3
10	LAROUCHE				0	11	SAVARD		1	3	4
11	HADFIELD	2	1	2	5	12	CASHMAN		1	1	2
12	PRATT				0	14	FORBES				0
16	LALONDE				0	17	SCHMAUTZ		2	1	3
17	SCHOCK	1	2	1	4	18	MCKECHNIE				0
18	MACDONALD	1	1	1	3	19	SHEPPARD				0
19	PRONOVOST	1	1	2	4	20	SMITH		1	1	2
22	KELLY			2	2	21	MARCOTTE	1	1	1	3
23	DEBENEDET		1		1	23	SIMS		1	1	2
24	LAGACE	1	1		2	24	O'REILLY		2	1	3
26	APPS	3		2	5	25	DOAK - Did not play				0
	TOTAL	14	13	13	40		TOTAL	10	18	14	42

SCORING					RECAP	HOME TEAM	VISITORS
TEAM	1	2	3	TOTALS	FINAL SCORE-GOALS ASSISTS		
PITTSBURGH	2	1	2	5		5 (9)	5 (7)
BOSTON	1	2	2	5	PENALTIES PENALTIES IN MIN.	2 - 4	1 - 2

PITTSBURGH Penguin

October 26, 1974

11,916

DATE

ATTENDANCE

PITTSBURGH - 4

NEW YORK RANGERS - 5

W - 2 L - 3 T - 1

HOME TEAM

VISITORS

REFEREE John McCauley

LINESMEN Neil Armstrong & Randy Shantz

SCORE	GOAL (NO.) - ASSISTS ON ICE FOR - AGAINST	TIME	PENALTIES	TIME
0-1	NY-Vickers (3) (Fairbairn, Tkaczuk)	0:42	P-Paradise (Boarding)	1:50
	NY-2,5,8,10,18 P-4,5,8,11,17		P-Stackhouse (Holding)	6:19
1-1	P-Pronovost (2) (Apps, Owchar)	6:30	NY-Marotte (Interference)	9:04
	P-4,19,25,26 NY-2,8,10,18,22	SHG	P-Arnason (Hooking)	18:17
1-2	NY-Sanderson (1) (Unassisted)	11:06	NY-Tkaczuk (Tripping)	5:06
	NY-3,4,6,10,17 P-4,5,8,11,17		NY-Rolfe (Hooking)	6:05
1-3	NY-Tkaczuk (1) (Fairbairn, Harris)	12:37	P-Paradise (Holding)	14:07
	NY-3,6,8,10,18 P-2,3,18,19,26		P-Apps (Tripping)	8:14
2-3	P-Pronovost (3) (Owchar, MacDonald)	8:53	NY-Rolfe (Tripping)	12:07
	P-4,18,19,25,26 NY-3,6,8,10,18			
3-3	P-Kelly (5) (Paradise)	1:39		
	P-2,3,9,10,22 NY-3,4,6,17,27			
3-4	NY-Irvine (1) (Butler, Harris)	11:44		
	NY-3,4,6,17,27 P-2,3,9,22,28			
4-4	P-Apps (5) (MacDonald, Pronovost)	13:54		
	P-4,10,18,19,26 NY-2,6,10,18	PPG		
4-5	NY-Vickers (4) (Unassisted)	17:37		
	NY-3,6,8,10,18 P-4,5,19,23,26			
	Inness replaced Johnson 0:21 /1st			

NO.	PLAYER-SHOTS	1	2	3	TOT.	NO.	PLAYER-SHOTS	1	2	3	TOT.
1	JOHNSON	0	*	*	0	1	GIACOMIN - Did not play				0
30	INNESS	11	7	7	25	30	VILLEMURE	12	13	9	34
2	PARADISE	2			2	2	PARK	1		1	2
3	STACKHOUSE	2	1		3	3	HARRIS				0
4	BURROWS		2		2	4	SANDERSON	1		1	2
5	DEMARCO	3	2		5	5	ROLFE		1	1	2
8	KEHOE	1		1	2	6	MAROTTE			1	1
9	ARNASON	1	2		3	7	GILBERT	1	1		2
10	LAROUCHE	1		1	2	8	VICKERS	2	1	1	4
11	HADFIELD		1	1	2	9	MIDDLETON - Did not play				0
12	PRATT	1	1	1	3	10	FAIRBAIRN	2		1	3
17	SCHOCK				0	14	WILSON - Did not play				0
18	MACDONALD			1	1	17	BUTLER	2	2		4
19	PRONOVOST	1	2	2	5	18	TKACZUK	3			3
22	KELLY			2	2	19	RATELLE	1		1	2
23	DEBENEDET				0	20	POLIS		1	1	2
25	OWCHAR		1		1	22	ROUSSEAU				0
26	APPS	1	1	2	4	25	BEVERLEY				0
28	BENNETT		1		1	27	IRVINE	1	1	1	3
	TOTAL	13	14	11	38		TOTAL	14	7	9	30

SCORING					RECAP	HOME TEAM	VISITORS
TEAM	1	2	3	TOTALS	FINAL SCORE-GOALS ASSISTS		
PITTSBURGH	1	1	2	4		4 (7)	5 (6)
NEW YORK	3	0	2	5	PENALTIES PENALTIES IN MIN.	5 - 10	4 - 8

PITTSBURGH Penguin

October 28, 1974

8,119

DATE

ATTENDANCE

LOS ANGELES - 2
HOME TEAM

PITTSBURGH - 0
VISITORS

W - 2 L - 4 T - 1

REFEREE Bryan Lewis

LINESMEN Jim Christison & Ryan Bozak

SCORE	GOAL (NO.) - ASSISTS ON ICE FOR - AGAINST	TIME	PENALTIES	TIME
0-1	LA-Berry (5) (Kannegiesser, Nevin)	9:16	P-Hadfield (Elbowing)	7:40
	LA-6,9,15,18,24 P-2,3,26	PPG	P-Schock (Holding)	8:52
0-2	LA-Kozak (5) (St.Marseille, Berry)	5:40	LA-St.Marseille (Elbowing)	12:34
	LA-2,6,14,18,24 P-5,6,10,12,22		P-Kelly (Holding)	17:53
	None		LA-Murdoch (Hooking)	19:38
			P-Owchar (Tripping)	14:23
			LA-Kannegiesser (Hooking)	18:28
			P-Pratt (Charging)	1:39
			LA-Komadoski (Hooking)	4:52
			P-Pratt (Hi-sticking & Major - Fighting)	9:48
			LA-Maloney (Hi-sticking & Major - Fighting)	9:48
			LA-Komadoski (Cross-check)	10:20
			P-Hadfield (Roughing)	13:01
			LA-Harper (Slashing)	13:01
			P-Paradise (Roughing)	14:06
			LA-Carr (Charging)	14:06
			LA-Kannegiesser (Closing hand on puck)	16:51

NO.	PLAYER-SHOTS	1	2	3	TOT.	NO.	PLAYER-SHOTS	1	2	3	TOT.
1	JOHNSON - Did not play				0	1	EDWARDS - Did not play				
30	INNESS	9	7	8	24	30	VACHON	10	8	5	23
2	PARADISE				0	2	HARPER	2	1		3
3	STACKHOUSE		2		2	3	BROWN		2		2
4	BURROWS				0	4	HUTCHISON				0
5	DEMARCO	1		1	2	5	MURDOCH		1		1
6	CAMPBELL				0	6	KANNEGIESSER				0
8	KEHOE	1			1	7	MURPHY				0
10	LAROUCHE	1	1		2	9	NEVIN	1		1	2
11	HADFIELD		2	1	3	10	VENASKY - Did not play				0
12	PRATT				0	11	CORRIGAN	2		1	3
17	SCHOCK	2			2	12	CARR			3	3
18	MACDONALD		2		2	14	ST.MARSEILLE	1	1		2
19	PRONOVOST	2		1	3	15	WIDING	1			1
22	KELLY				0	18	BERRY	1			1
23	DEBENEDET				0	19	GORING	1	1		2
25	OWCHAR	1		1	2	23	KOMADOSKI			2	2
26	APPS	2	1	1	4	24	KOZAK		2	1	3
28	BENNETT				0	27	MALONEY	1			1
	TOTAL	10	8	5	23		TOTAL	10	8	8	26

SCORING					RECAP	HOME TEAM	VISITORS
TEAM	1	2	3	TOTALS	FINAL SCORE-GOALS ASSISTS		
PITTSBURGH	0	0	0	0		2 (4)	0 (0)
LOS ANGELES	1	1	0	2	PENALTIES PENALTIES IN MIN.	10 - 23	9 - 21

PITTSBURGH *Penguin*

November 1, 1974
DATE

15,369

ATTENDANCE

VANCOUVER - 7

PITTSBURGH - 4

W - 2 L - 5 T - 1

HOME TEAM

VISITORS

REFEREE Lloyd Gilmour

LINESMEN Jim Christison & Ryan Bozak

SCORE	GOAL (NO.) - ASSISTS ON ICE FOR - AGAINST	TIME	PENALTIES	TIME
0-1	V-Lever (4) (Pratt)	1:17	None	
	V-2,5,7,9,10 P-2,3,8,11,17		V-Dailey (Holding)	1:28
0-2	V-Gould (6) (Pratt, Bordeleau)	3:32	P-DeMarco (Holding)	9:25
	V-2,5,14,15,21 P-5,6,9,22,28		V-Pratt (Holding)	16:16
0-3	V-Lalonde (2) (Unassisted)	4:02	P-Paradise (Hooking)	10:59
	V-3,6,12,20,22 P-4,8,11,17,25			
0-4	V-Lalonde (3) (Unassisted)	16:24		
	V-2,5,12,20,22 P-2,5,9,12,22			
1-4	P-Schock (2) (Burrows, Hadfield)	17:52		
	P-4,8,11,17,25 V-6,7,9,10,18			
2-4	P-MacDonald (2) (Campbell, Pronovost)	7:34		
	P-3,6,18,19,26 V-3,6,8,23,24			
2-5	V-Lever (5) (Boudrias, Ververgaert)	14:53		
	V-3,6,7,9,10 P-2,5,8,11,17			
3-5	P-MacDonald (3) (Owchar, Schock)	1:20		
	P-4,8,17,18,25 V-6,14,15,18,21			
4-5	P-Stackhouse (2) (Unassisted)	2:05		
	P-3,6,18,19,26 V-6,7,9,10,18			
4-6	V-Ververgaert (8) (Lever, Boudrias)	7:37		
	V-3,6,7,9,10 P-2,5,9,16,22			
4-7	V-Bordeleau (6) (Lalonde)	19:50		
	V-2,5,15,20,21 P-2,5,8,18,19,26	ENG		
	Inness replaced Johnson at start of second period			

NO.	PLAYER-SHOTS	1	2	3	TOT.	NO.	PLAYER-SHOTS	1	2	3	TOT.
1	JOHNSON	9			9	1	SMITH	8	13	5	26
30	INNESS		10	12	22	30	LOCKETT - Did not play				
2	PARADISE				0	2	ROBITAILLE	2	2	1	5
3	STACKHOUSE			1	1	3	DAILEY		1	1	2
4	BURROWS				0	5	PRATT			2	2
5	DEMARCO		1		1	6	KEARNS	1	1		2
6	CAMPBELL	4	1		5	7	BOUDRIAS	2			2
8	KEHOE		2	2	4	8	MEEHAN		1		1
9	ARNASON		3	1	4	9	LEVER	2	3	1	6
11	HADFIELD	1	1		2	10	VERVERGAERT			2	2
12	PRATT				0	12	ROCHEFORT				0
16	LALONDE	1	1		2	14	ODDLEIFSON		1		1
17	SCHOCK	1	1		2	15	BORDELEAU	1		2	3
18	MACDONALD		1	2	3	18	GRISDALE		1		1
19	PRONOVOST		3		3	20	LALONDE	3		1	4
22	KELLY				0	21	GOULD	1		4	5
25	OWCHAR	1		1	2	22	BODDY				0
26	APPS	1			1	23	O'FLAHERTY				0
28	BENNETT				0	24	MONAHAN	1	1		2
	TOTAL	9	14	7	30		TOTAL	13	11	14	38

SCORING					RECAP	HOME TEAM	VISITORS
TEAM	1	2	3	TOTALS	FINAL SCORE-GOALS ASSISTS		
PITTSBURGH	1	1	2	4	7 (8)		4 (6)
VANCOUVER	4	1	2	7	PENALTIES PENALTIES IN MIN.	2 - 4	2 - 4

PITTSBURGH Penguin

November 3, 1974

16,666

DATE

ATTENDANCE

CHICAGO - 3

PITTSBURGH - 3

W - 2 L - 5 T - 2

HOME TEAM

VISITORS

REFEREE Dave Newell

LINESMEN Ron Finn & Gerard Gauthier

SCORE	GOAL (NO.) - ASSISTS ON ICE FOR - AGAINST	TIME	PENALTIES	TIME
1-0	P-Schock (3) (Unassisted)	5:20	P-Apps (Tripping)	5:57
	P-4,8,11,17,25 C-2,7,15,18,22		C-Mikita (Hooking)	11:22
1-1	C-Boldirev (6) (Hull, Tallon)	18:48	C-Marks (Charging)	16:12
	C-5,10,12,14,19 P-4,8,16,25	PPG	P-Paradise (Tripping)	17:14
1-2	C-Hull (7) (Boldirev, Pappin)	2:24	C-Russell (Hooking)	19:25
	C-4,5,8,10,12 P-2,3,8,11,17		C-Mulvey (Tripping)	5:04
1-3	C-Pappin (10) (Jarrett)	2:49	P-Schock (Slashing)	9:26
	C-4,5,8,10,12 P-2,3,8,11,17		C-Mikita (Hi-sticking)	9:26
2-3	P-Hadfield (1) (Kehoe, Owchar)	14:07	None	
	P-4,8,11,17,25 C-5,14,19,20,21			
3-3	P-Kelly (6) (Stackhouse, Pratt)	15:58		
	P-3,6,10,12,22 C-5,7,11,19			
	None			

NO.	PLAYER-SHOTS	1	2	3	TOT.	NO.	PLAYER-SHOTS	1	2	3	TOT.
1	JOHNSON - Did not play					1	VEISOR - Did not play				
30	INNESS	2	7	12	21	35	ESPOSITO	10	10	9	29
2	PARADISE		1		1	2	WHITE		1	2	3
3	STACKHOUSE		1	1	2	4	JARRETT				0
4	BURROWS		1	1	2	5	RUSSELL		1	1	2
6	CAMPBELL	1			1	7	MARTIN				0
8	KEHOE	2	2	2	6	8	PAPPIN	1	1		2
9	ARNASON				0	10	HULL		1	4	5
10	LAROUCHE			1	1	11	MARKS			1	1
11	HADFIELD	1	3		4	12	BOLDIREV	1	2		3
12	PRATT	1		2	3	14	GAGNON				0
16	LALONDE				0	15	REDMOND	1	1	1	3
17	SCHOCK	1			1	17	DAIGLE - Did not play				0
18	MACDONALD		2		2	18	ROTA				0
19	PRONOVOST	1	1		2	19	TALLON				0
22	KELLY		1	2	3	20	KOROLL			1	1
25	OWCHAR	2			2	21	MIKITA		1	2	3
26	APPS	2			2	22	MULVEY		1		1
28	BENNETT				0	23	BORDELEAU				0
	TOTAL	11	12	9	32		TOTAL	3	9	12	24

SCORING					RECAP	HOME TEAM	VISITORS
TEAM	1	2	3	TOTALS	FINAL SCORE-GOALS ASSISTS		
PITTSBURGH	1	2	0	3		3 (5)	3 (4)
CHICAGO	1	2	0	3	PENALTIES PENALTIES IN MIN.	5 - 10	3 - 6

PITTSBURGH Penguin

November 5, 1974

6,642

DATE

ATTENDANCE

KANSAS CITY - 3

PITTSBURGH - 5

W - 3 L - 5 T - 2

HOME TEAM

VISITORS

REFEREE Bruce Hood

LINESMEN Jim Christison & Claude Bechard

SCORE	GOAL (NO.) - ASSISTS ON ICE FOR - AGAINST	TIME	PENALTIES	TIME
1-0	P-Apps (6) (MacDonald, Larouche)	3:46	KC-Crashley (Holding)	3:09
	P-4,10,18,19,26 KC-2,6,10,20	PPG	KC-Deadmarsh (Cross-check)	8:50
2-0	P-Pronovost (4) (MacDonald, Campbell)	11:35	P-Paradise (Slashing)	17:03
	P-3,6,18,19,26 KC-2,6,14,18,25		KC-Hudson (Tripping)	19:38
2-1	KC-Burns (1) (Nolet)	15:40	P-Apps (Hooking)	7:11
	KC-2,6,11,13,17 P-4,8,17,25	PPG	P-Hadfield (Roughing)	13:14
2-2	KC-Paiement (7) (Crashley, Hughes)	19:20	P-Hadfield (Fighting)	13:14
	KC-4,5,9,20,24 P-4,12,16,25	PPG	KC-Hughes (Roughing)	13:14
3-2	P-Hadfield (2) (Schock, Campbell)	2:25	P-Wilkins (Slashing)	18:10
	P-3,6,8,11,17 KC-2,6,9,20,24		None	
3-3	KC-Nolet (7) (Giroux, Hudson)	6:01		
	KC-2,6,11,13,17 P-4,18,19,25,26			
4-3	P-Schock (4) (Unassisted)	14:25		
	P-3,6,8,11,17 KC-2,6,10,24,25			
5-3	P-Kehoe (3) (Hadfield)	19:54		
	P-3,6,8,11,17 KC-4,5,11,13,14,17	ENG		
Johnson replaced Inness at 7:11 of second period				

NO.	PLAYER-SHOTS	1	2	3	TOT.	NO.	PLAYER-SHOTS	1	2	3	TOT.
1	JOHNSON		13	15	28	1	PLASSE	13	6	11	30
30	INNESS	13	4		17	30	MCDUFFE - Did not play				
2	PARADISE				0	2	MCELMURY		2		2
3	STACKHOUSE	2	1		3	4	CRASHLEY	1		2	3
4	BURROWS	1	1		2	5	HUGHES	3	1		4
5	WILKINS				0	6	GIROUX		1	1	2
6	CAMPBELL		1	1	2	8	LEMIEUX				0
8	KEHOE		1	2	3	9	PAIEMENT	1	3		4
9	ARNASON		1	1	2	10	SNELL				0
10	LAROUCHE	1		1	2	11	HUDSON	2	2	3	7
11	HADFIELD	1	1	2	3	13	BURNS	1	2	5	8
12	PRATT	2			2	14	POWIS	2	1		3
16	LALONDE	1		1	2	15	BURDON				0
17	SCHOCK			1	1	16	BAUMGARTNER				0
18	MACDONALD	3		2	5	17	NOLET	1	4	4	9
19	PRONOVOST		1	1	2	18	CROTEAU	1	1		2
22	KELLY	1			1	20	DEADMARSH		2	1	3
25	OWCHAR				0	24	GILBERT	1			1
26	APPS	2		2	4	25	ROTA				0
	TOTAL	14	7	14	35		TOTAL	13	19	16	48

SCORING					RECAP	HOME TEAM	VISITORS
TEAM	1	2	3	TOTALS	FINAL SCORE-GOALS ASSISTS		
PITTSBURGH	1	1	3	5		3 (5)	5 (7)
KANSAS CITY	0	2	1	3	PENALTIES PENALTIES IN MIN.	4 - 8	5 - 10

November 7, 1974

PITTSBURGH Penguin

8,691

ATTENDANCE

DATE

PITTSBURGH - 3

LOS ANGELES - 5

W - 3 L - 6 T - 2

HOME TEAM

VISITORS

REFEREE Peter Moffat

LINESMEN Ray Scapinelle & Claude Bechard

SCORE	GOAL (NO.) - ASSISTS ON ICE FOR - AGAINST	TIME	PENALTIES	TIME
0-1	LA-Maloney (5) (Nevin)	2:46	P-Larouche (Slashing)	3:38
	LA-5,6,9,14,27 P-2,4,18,19,26		LA-Carr (Charging)	3:38
1-1	P-Hadfield (3) (Schock, Kehoe)	13:55	P-Stackhouse (Roughing)	4:15
	P-5,8,9,11,17 LA-5,6,7,19	PPG	LA-Corrigan (Slashing)	4:15
1-2	LA-St.Marseille (2) (Murdoch, Nevin)	16:37	LA-Maloney (Charging)	6:05
	LA-5,6,9,14,27 P-3,5,18,19,26		P-MacDonald (Tripping)	7:47
2-2	P-Kelly (7) (Larouche)	1:03	LA-Nevin (Holding)	12:54
	P-4,10,12,22,25 LA-2,3,7,12,17		LA-Corrigan (Tripping)	18:07
2-3	LA-Williams (7) (Carr)	12:13	P-Apps (Hi-sticking & Major - Fighting)	0:19
	LA-5,6,7,12,17 P-3,6,9,12,16			
2-4	LA-Corrigan (2) (Murdoch, Widing)	12:47	LA-Corrigan (Roughing & Major - Fighting)	0:19
	LA-5,6,11,15,18 P-2,5,8,11,17			
2-5	LA-Goring (1) (Berry, Murdoch)	1:48	P-MacDonald (Game Misc.)	0:19
	LA-5,11,15,18,19 P-2,5,17,26	PPG	LA-Carr (Charging)	1:57
3-5	P-Owchar (1) (Burrows, Apps)	3:05	P-Arnason (Tripping)	2:00
	P-4,16,19,25,26 LA-2,3,9,14,27		LA-Hutchison (Tripping)	9:10
			LA-Maloney (Holding)	13:41
	Penalties - Cont.		P-Pronovost (Boarding)	14:33
	LA-Murdoch - (Hi-sticking)	12:41	LA-Murphy (Tripping)	18:14
	P-Hadfield (Hi-sticking)	12:41	P-Stackhouse (Holding)	0:31
	LA-Maloney (Playing with Broken stick)	15:56	P-Paradise (Slashing)	5:54
	P-Hadfield (Major - Histicking)	17:59	P-Paradise (Slashing)	10:20
*	Edwards replaced Vachon 3:05. Vachon		LA-Widing (Hooking)	10:49

returned at 4:01 - third period

NO.	PLAYER-SHOTS	1				2				3				TOT.
		1	2	3	TOT.	1	2	3	TOT.	1	2	3	TOT.	
1	JOHNSON - Did not play													
30	INNESS	3	7	6	15	30	VACHON	16	9	11	36			
2	PARADISE	1			1	2	HARPER				0			
3	STACKHOUSE	1	1	1	3	3	BROWN				0			
4	BURROWS	1		1	2	4	HUTCHISON				0			
5	WILKINS			1	1	5	MURDOCH		3	1	4			
6	CAMPBELL	1		1	2	6	KANNEGIESSER			1	1			
8	KEHOE	1	1		2	7	MURPHY		1		1			
9	ARNASON		1		1	9	NEVIN				0			
10	LAROUCHE			2	2	11	CORRIGAN		1		1			
11	HADFIELD	3	1	1	5	12	CARR		1		1			
12	PRATT		1		1	14	ST. MARSEILLE	1			1			
16	LALONDE	2			2	15	WIDING		1	2	3			
17	SCHOCK		1	2	3	17	WILLIAMS		1		1			
18	MACDONALD	1	2		1	18	BERRY	1		1	2			
19	PRONOVOST	1			1	19	GORING	1		1	2			
22	KELLY	3	2		5	23	KOMADOSKI				0			
25	OWCHAR		2	2	4	24	KOZAK				0			
26	APPS	2		1	3	27	MALONEY	2		1	3			
	TOTAL	17	10	12	39		TOTAL	5	8	7	20			

SCORING					RECAP	HOME TEAM	VISITORS
TEAM	1	2	3	TOTALS	FINAL SCORE-GOALS ASSISTS		
PITTSBURGH	1	1	1	3	3 (5)		5 (8)
LOS ANGELES	2	2	1	5	PENALTIES PENALTIES IN MIN.	13 - 40	14 - 31

2 STARS VACHON - L.A. MALONEY - L.A. BURROWS - PGH

PITTSBURGH Penguin

November 9, 1974
DATE

10,548
ATTENDANCE

PITTSBURGH - 5
HOME TEAM

CALIFORNIA - 2
VISITORS

W - 4 L - 6 T - 2

REFEREE Wally Harris

LINESMEN Ron Finn & Bob Luther

SCORE	GOAL (NO.) - ASSISTS ON ICE FOR - AGAINST	TIME	PENALTIES	TIME
1-0	P-Arnason (1) (Lalonde)	8:59	P-Wilkins (Elbowing)	4:55
	P-3,6,9,16,22 C-3,9,10,15	PPG	C-B.Stewart (Tripping)	7:05
2-0	P-Debenedet (3) (Pronovost, Wilkins)	11:31	P-Burrows (Tripping)	12:54
	P-2,5,19,23,26 C-2,3,11,17,24		P-Kelly (Interference)	15:53
2-1	C-King (4) (Johnston, Huston)	16:24	None	
	C-3,11,17,22,24 P-4,19,25,26	PPG	P-Hadfield (Elbowing)	11:04
3-1	P-Apps (7) (Pronovost, Debenedet)	17:26	C-Neilsen (Hooking)	12:49
	P-3,6,19,23,26 C-4,6,9,10,19		C-Frig (Holding)	16:27
	None		P-Arnason (Hooking)	19:13
3-2	C-Johnston (4) (MacAdam)	11:59		
	C-6,18,21,22,25 P-4,19,25,26	PPG		
4-2	P-Hadfield (4) (Larouche, Schock)	14:16		
	P-5,8,10,11,17 C-3,4,9,10	PPG		
5-2	P-Hadfield (5) (Schock)	19:21		
ENG	P-3,4,11,17 C-6,9,11,17,22,24	SHG		

NO.	PLAYER-SHOTS	1	2	3	TOT.	NO.	PLAYER-SHOTS	1	2	3	TOT.
1	JOHNSON	9	7	7	23	27	MELOCHE	8	9	14	31
30	INNESS - Did not play					30	SIMMONS - Did not play				
2	PARADISE u.s.				0	2	HAMPTON				0
3	STACKHOUSE		1		1	3	CHRISTIE		1		1
4	BURROWS				0	4	STEWART, B.				0
5	WILKINS	1			1	6	FRIG	1			1
6	CAMPBELL				0	9	PATEY		1		1
8	KEHOE		2	2	4	10	GILBERTSON				0
9	ARNASON	1	1	2	4	11	HUSTON	1		2	3
10	LAROCHE		1	2	3	14	PATRICK	1			1
11	HADFIELD	2	1	4	7	15	NIELSON				0
12	PRATT				0	17	STEWART, J.		1	2	3
16	LALONDE			1	1	18	HRECHKOSY	1			1
17	SCHOCK	2	1	1	4	19	MOXEY	1			1
19	PRONOVOST	2		1	3	20	MOTT				0
22	KELLY	1	1	2	4	21	WEIR	1	1		2
23	DEBENEDET	1	1		2	22	JOHNSTON	1	1	1	3
25	OWCHAR				0	24	KING	2		1	3
26	APPS	1		1	2	25	MACADAM	1	2	2	5
	TOTAL	11	9	16	36		TOTAL	10	7	8	25

SCORING					RECAP	HOME TEAM	VISITORS
TEAM	1	2	3	TOTALS	FINAL SCORE-GOALS ASSISTS		
PITTSBURGH	3	0	2	5	5 (8)		2 (3)
CALIFORNIA	1	0	1	2	PENALTIES PENALTIES IN MIN.	5 - 10	3 - 6

PITTSBURGH Penguin

November 10, 1974

15,863

DATE

ATTENDANCE

BUFFALO - 8

PITTSBURGH - 3

W - 4 L - 7 T - 2

HOME TEAM

VISITORS

REFEREE Ron Wicks

LINESMEN Willard Norris & Gerrard Gauthier

SCORE	GOAL (NO.) - ASSISTS ON ICE FOR - AGAINST	TIME	PENALTIES	TIME
0-1	B-Lorentz (1) (Korab, Perreault)	1:41	P-Apps (Hooking)	0:58
	B-4,7,8,11,14 P-4,11,17,25	PPG	B-Korab (Tripping)	7:27
0-2	B-McNab (6) (Lorentz, Dudley)	3:53	B-Korab (Roughing)	11:06
	B-4,6,8,16,17 P-2,5,19,23,26		P-Larouche (Tripping)	11:54
0-3	B-Martin (8) (Perreault, Carriere)	13:25	P-Wilkins (Interference)	15:28
	B-4,6,7,11,23 P-3,6,19,26	PPG	B-Robert (Hooking)	15:57
0-4	B-Perreault (10) (Lorentz)	19:50	P-Owchar (Holding)	16:40
	B-4,7,8,11,14 P-3,5,17,25	PPG	P-Burrows (Delay of game)	17:16
0-5	B-Perreault (11) (Robert)	1:18	P-Apps (Slashing)	17:51
	B-4,6,7,11,14 P-2,5,19,23,26		B-Korab (Tripping)	11:35
0-6	B-Luce (9) (Ramsay, Gare)	6:16	B-Perreault (Interference)	19:34
	B-4,6,10,18,20 P-3,6,8,11,17		P-Hadfield (Hooking)	2:49
1-6	P-Debenedet (4) (Pronovost)	16:15	B-Korab (Cross-checking)	4:30
	P-3,6,19,23,26 B-4,6,7,11,14		P-Paradise (Slashing & Major - Fighting)	15:55
2-6	P-Arnason (2) (Wilkins, Pronovost)	5:43	B-Gare (Slashing & Major - Fighting)	15:55
	P-3,5,9,19,26 B-6,10,20,24	PPG		
3-6	P-Larouche (2) (Arnason, Stackhouse)	14:03		
	P-3,6,9,10,22 B-5,6,7,11,14			
3-7	B-Mickey (1) (Dudley, Carriere)	17:55		
	B-8,12,17,23,24 P-4,19,23,25,26			
3-8	B-Robert (5) (Korab, Perreault)	19:36		
	B-4,6,7,11,14 P-5,8,11,17,25		Inness replaced Johnson 6:16 of second period, behind 6-0.	

NO.	PLAYER-SHOTS	1	2	3	TOT.	NO.	PLAYER-SHOTS	1	2	3	TOT.
1	JOHNSON	12	2	*	14	29	BROMLEY	5	6	6	17
30	INNESS	*	9	17	26	30	FARR - Did not play				
2	PARADISE				0	3	GUEVREMONT	1	2	2	5
3	STACKHOUSE			1	1	4	KORAB			1	1
4	BURROWS			1	1	5	FOGOLIN				0
5	WILKINS		1		1	6	SCHOENFELD				0
6	CAMPBELL	1			1	7	MARTIN	2	1	5	8
8	KEHOE				0	8	LORENTZ	2	1	1	4
9	ARNASON			1	1	9	GRATTON				0
10	LAROUCHE	1		2	3	10	RAMSEY		2	1	3
11	HADFIELD				0	11	PERREAULT	4	1	2	7
12	PRATT				0	12	MICKEY			1	1
16	LALONDE				0	14	ROBERT	3	1	2	6
17	SCHOCK	1			1	16	MCNAB	1			1
19	PRONOVOST		1	1	2	17	DUDLEY	1	2		3
22	KELLY	1	1	1	3	18	GARE		1	1	2
23	DEBENEDET			1	1	20	LUCE	1	2	2	5
25	OWCHAR			2	2	23	CARRIERE	1		1	2
26	APPS	1	1	1	3	24	HAJT				0
	TOTAL	5	7	8	20		TOTAL	16	13	19	48

SCORING					RECAP	HOME TEAM	VISITORS
TEAM	1	2	3	TOTALS	FINAL SCORE-GOALS ASSISTS		
PITTSBURGH	0	1	2	3		8 (14)	3 (5)
BUFFALO	4	2	2	8	PENALTIES PENALTIES IN MIN.	8 - 19	9 - 21

PITTSBURGH Penguin

November 13, 1974
DATE

8,833
ATTENDANCE

PITTSBURGH - 8
HOME TEAM

NEW YORK ISLANDERS - 2
VISITORS

W - 5 L - 7 T - 2

REFEREE John McCauley

LINESMEN Matt Pavelich & Willard Norris

SCORE	GOAL (NO.) -- ASSISTS ON ICE FOR -- AGAINST	TIME	PENALTIES	TIME
1-0	P-Apps (8) (MacDonald, Owchar)	15:17	P-Burrows (Interference)	5:21
	P-4,18,19,25,26 NY-6,9,15,18,25		NY-Fortier (Cross-check)	16:25
2-0	P-Pronovost (5) (Lagace)	2:15	P-Kelly (Roughing)	17:35
	P-5,18,19,24,26 NY-6,8,14,23,25		NY-Lewis (Roughing)	17:35
2-1	NY-Gilles (2) (Harris, Marshall)	6:48	NY-Westfall (Misconduct)	17:35
	NY-6,9,15,18,25 P-4,8,11,17,25		P-Larouche (Holding)	19:54
3-1	P-Schock (5) (Kelly, Hadfield)	12:13	P-Paradise (Tripping)	8:22
	P-3,8,11,17,22 NY-5,6,18,19	PPG	NY-St.Laurent (Interfer.)	12:00
4-1	P-MacDonald (5) (Pronovost, Apps)	1:05	NY-D.Petvin (Hi-sticking)	5:04
	P-5,18,19,24,26 NY-4,6,9,15,18			
5-1	P-Larouche (3) (Arnasen, Kelly)	3:53		
	P-2,3,9,10,22 NY-6,8,21,23,25			
6-1	P-Apps (9) (MacDonald, Wilkins)	7:38		
	P-5,18,19,24,26 NY-5,6,7,18,19			
7-1	P-Kehoe (4) (Schock, Owchar)	10:36		
	P-4,8,11,17,25 NY-6,11,16,19,25			
8-1	P-MacDonald (6) (Apps, Pronovost)	12:11		
	P-4,5,18,19,26 NY-5,7,8,18,23			
8-2	NY-Rombough (1) (St. Laurent, Lewis)	12:34		
	NY-6,10,21,22,25 P-4,5,18,19,26			
Smith replaced Resch at 7:38 of third period				

NO.	PLAYER-SHOTS	1	2	3	TOT.	NO.	PLAYER-SHOTS	1	2	3	TOT.
1	JOHNSON - Did not play					1	RESCH	15	8	2	25
30	INNESS	6	12	10	28	31	SMITH			9	9
2	PARADISE	1			1	4	J.POTVIN			1	1
3	STACKHOUSE		1		1	5	D.POTVIN	1	1	1	3
4	BURROWS				0	6	MARSHALL		1	1	2
5	WILKINS	1			1	7	FORTIER			1	1
8	KEHOE	2	2	2	6	8	HOWATT	1	2		3
9	ARNASON	2	3		5	9	GILLES		1	1	2
10	LAROUCHE	2		1	3	10	HENNING				0
11	HADFIELD	1			1	11	MACMILLAN		3		3
16	LALONDE			1	1	14	BOURNE	1			1
17	SCHOCK	1	1		2	15	HARRIS				0
18	MACDONALD	2	1	3	6	16	STEWART	1	2		3
19	PRONOVOST	1	1		2	18	WESTFALL	1		2	3
22	KELLY	1	1	3	5	19	CAMERON				0
23	DEBENEDET			1	1	21	ST. LAURENT	1		1	2
24	LAGACE	1		2	3	22	ROMBOUGH		1	1	2
25	OWCHAR			1	1	23	NYSTROM		1	2	3
26	APPS	1		2	3	25	LEWIS		1		1
	TOTAL	16	10	16	42		TOTAL	6	13	11	30

SCORING					RECAP	HOME TEAM	VISITORS
TEAM	1	2	3	TOTALS	FINAL SCORE-GOALS ASSISTS		
PITTSBURGH	1	2	5	8	8 (15)		2 (4)
NEW YORK	0	1	1	2	4 - 8		5 - 18
					PENALTIES PENALTIES IN MIN.		

PITTSBURGH *Penguin*

November 16, 1974
DATE

10,332
ATTENDANCE

PITTSBURGH - 8
HOME TEAM

WASHINGTON - 1
VISITORS

W - 6 L - 7 T - 2

REFEREE Bruce Hood

LINESMEN John D'Amico & Bruce Garside

SCORE	GOAL (NO.) - ASSISTS ON ICE FOR - AGAINST	TIME	PENALTIES	TIME
1-0	P-Schock (6) (Kehoe, Burrows)	10:14	W-Labre (Tripping)	4:18
	P-4, 8, 11, 17, 25 W-7, 17, 18, 22, 23		P-Lagace (Cross-checking)	13:36
1-1	W-Dupere (6) (Williams)	17:37	P-Wilkins (Cross-checking)	17:29
	W-4, 9, 14, 15, 17 P-4, 19, 25, 26	PPG	P-Pronovost (Tripping)	12:24
2-1	P-Lagace (1) (Kelly, Larouche)	6:54	W-Mikkelson (Cross-checking)	16:28
	P-5, 9, 10, 22, 24 W-2, 3, 12, 20, 25		P-Hadfield (Hi-sticking)	16:28
3-1	P-Kehoe (5) (Schock, Hadfield)	9:43	W-Laframboise (Hooking)	1:48
	P-4, 8, 11, 17, 24 W-4, 17, 20, 22, 23		W-Hrycuik (Hooking)	10:07
4-1	P-Pronovost (6) (MacDonald, Apps)	5:55		
	P-2, 3, 18, 19, 26 W-7, 9, 14, 15, 17			
5-1	P-Pronovost (7) (Apps, MacDonald)	6:53		
	P-2, 3, 18, 19, 26 W-2, 4, 9, 14, 15			
6-1	P-Larouche (4) (Kelly)	9:32		
	P-5, 9, 10, 22, 24 W-4, 17, 18, 23, 25			
7-1	P-Hadfield (6) (Schock, Wilkins)	12:15		
	P-3, 5, 8, 11, 17 W-2, 4, 20, 22, 25			
8-1	P-Kelly (8) (Paradise)	13:47		
	P-8, 2, 17, 22, 25 W-7, 9, 14, 15, 17			

NO.	PLAYER-SHOTS	1	2	3	TOT.	NO.	PLAYER-SHOTS	1	2	3	TOT.
1	JOHNSON					1	LOW	6	11	16	33
30	INNESS	10	8	8	26	31	BELHUMEUR				
2	PARADISE				0	2	MOHNS		1	1	2
3	STACKHOUSE			2	2	3	JOLY	1		1	2
4	BURROWS			1	1	41	MIKKELSON				0
5	WILKINS	1	3	1	5	7	LABRE				0
8	KEHOE	1	2	3	6	9	KRYSKOW	1	2	1	4
9	ARNASON		1	2	3	10	BROOKS	2			2
10	LAROUCHE	3		1	4	12	ANDERSON				0
11	HADFIELD			1	1	14	WILLIAMS	2			2
16	LALONDE				0	15	DUPERE	1	1		2
17	SCHOCK	1	1	0	2	16	MARSON	1	1		2
18	MACDONALD		2	1	3	17	BROSSART			1	1
19	PRONOVOST		1	3	4	18	GRYP		1		1
22	KELLY	1		3	5	19	LAFRAMBOISE	2		3	5
23	DEBENEDET			1	1	20	LESUK		2		2
24	LAGACE		1		1	22	MORRISON				0
25	OWCHAR		1	1	2	23	BLOOM	1		1	2
26	APPS		1	1	2	25	HRYCUIK				0
	TOTAL	7	13	21	41		TOTAL	11	8	8	27

SCORING					RECAP	HOME TEAM	VISITORS
TEAM	1	2	3	TOTALS	FINAL SCORE-GOALS ASSISTS		
PITTSBURGH	1	2	5	8		8 (14)	1 (1)
WASHINGTON	1	0	0	1	PENALTIES PENALTIES IN MIN.	4 - 8	4 - 8

SCHOCK - PGH

APPS - PGH

WILKINS - PGH

November 17, 1974
DATE

PITTSBURGH PENGUIN

8,697
ATTENDANCE

WASHINGTON - 0
HOME TEAM

PITTSBURGH - 6
VISITORS

W - 7 L - 7 T - 2

REFEREE Dave Shewchyk

LINESMEN Willard Norris & Garard Gauthier

SCORE	GOAL (NO.) - ASSISTS ON ICE FOR - AGAINST	TIME	PENALTIES	TIME
1-0	P-Pronovost (8) (Apps, Wilkins) P-5,19,24,26 W-7,9,14,17	10:10	P-Larouche (Hi-sticking) W-Laframboise (Holding)	8:47 9:39
2-0	P-Kehee (6) (Lagace, Lalonde) P-5,8,16,22,24 W-3,6,9,15,27	14:53	W-Cowick (Boarding) P-Burrows (Elbowing)	12:44 1:26
3-0	P-Kelly (9) (Stackhouse) P-2,3,9,10,22 W-6,16,17,19,22	5:38	P-Paradise (Hooking) P-Owchar (Tripping)	6:09 7:03
4-0	P-Apps (10) (Pronovost, MacDonald) P-2,3,18,19,26 W-3,7,16,19,22	10:47	P-Paradise (Hi-sticking) W-Cowick (Tripping)	15:43 19:08
5-0	P-MacDonald (6) (Pronovost, Wilkins) P-5,18,19,24,26 W-3,7,16,19,22	17:06		
6-0	P-Kehee (7) (Hadfield) P-4,8,11,17,25 W-3,7,9,14,27	13:36		
Belhumeur replaced Low at 5:38 of 2nd				

NO.	PLAYER-SHOTS	1	2	3	TOT.	NO.	PLAYER-SHOTS	1	2	3	TOT.
1	JOHNSON - Did not play					1	LOW	7	1		8
30	INESS	11	6	9	26	31	BELHUMEUR		2	5	7
2	PARADISE				0	2	MOHNS	1		1	2
3	STACKHOUSE	1		1	2	3	JOLY		1	1	2
4	BURROWS			1	1	4	MIKKELSON	1	1	1	3
5	WILKINS	1	2		3	6	SMITH		2		2
8	KEHOE	1	1	1	2	7	LABRE				0
9	ARNASON	1		1	2	9	KRYSKOW	1			1
10	LAROUCHE			1	1	14	WILLIAMS			1	1
11	HADFIELD				0	15	DUPERE		1	1	2
16	LALONDE				0	16	MARSON	1			1
17	SCHOCK	1			1	17	BROSSART		1		1
18	MACDONALD		2		2	18	GRYP	1		1	2
19	PRONOVOST	2			2	19	LAFRAMBOISE	2		1	3
22	KELLY	1	1		2	20	LESUK				0
23	DEBENEDET				0	22	MORRISON	2		1	3
24	LAGACE				0	23	BLOOM	1		1	2
25	OWCHAR	1		1	2	25	HRYCUIK - did not play				0
26	APPS		1		1	27	COWICK	1			1
	TOTAL	9	6	6	21		TOTAL	11	6	9	26

SCORING					RECAP	HOME TEAM	VISITORS
TEAM	1	2	3	TOTALS	FINAL SCORE-GOALS ASSISTS		
PITTSBURGH	2	3	1	6		0 (0)	6 (10)
WASHINGTON	0	0	0	0	PENALTIES PENALTIES IN MIN.	3 - 6	5 - 10

PITTSBURGH PenguIN

November 19, 1974

14,112

DATE

ATTENDANCE

NEW YORK ISLANDERS - 4

PITTSBURGH - 3

W - 7 L - 8 T - 2

HOME TEAM

VISITORS

REFEREE Andy Van Hellemond

LINESMEN Ray Scapinelle & Bruce Garside

SCORE	GOAL (NO.) - ASSISTS ON ICE FOR - AGAINST	TIME	PENALTIES	TIME
0-1	NY-Westfall (6) (St. Laurent, Howatt)	7:12	P-Hadfield (Interference)	0:51
	NY-6, 8, 18, 21, 25 P-4, 8, 11, 17, 25		NY-Marshall (Hooking)	10:36
1-1	P-Stackhouse (2) (Kehoe, Schock)	11:37	NY-Nystrom (Boarding)	14:11
	P-3, 8, 11, 17, 22 NY-4, 5, 7, 11	PPG	NY-Westfall (Hooking)	17:36
1-2	NY-Westfall (7) (J. Potvin, Harris)	4:30	P-Kelly (Slashing)	19:31
	NY-4, 5, 15, 18, 23 P-4, 19, 25, 26	PPG	P-Lagace (Charging)	3:41
2-2	P-Kelly (10) (Stackhouse, Schock)	8:19	NY-Fortier (Interference)	6:58
	P-3, 8, 11, 17, 22 NY-6, 11, 16, 25	PPG	P-Kelly (Holding)	11:48
2-3	NY-Gilles (3) (Stewart, D. Potvin)	9:02	P-Paradise (Tripping)	16:42
	NY-4, 5, 9, 16, 19 P-4, 18, 19, 25, 26		P-Wilkins (Slashing &	
2-4	NY-J. Potvin (2) (Westfall)	17:52	Major-Fighting)	18:24
	NY-4, 5, 15, 18, 23 P-4, 16, 23, 25	PPG	NY-Howatt (Elbowing, Major-	
3-4	P-MacDonald (7) (Stackhouse, Larouche)	1:29	Fighting & 10 min. Misc.	18:24
	P-3, 10, 18, 19, 26 NY-6, 18, 19, 25	PPG	NY-Fortier (Slashing)	1:00
			NY-Bourne (Hooking)	5:16
			NY-Marshall (Holding)	13:19

NO.	PLAYER-SHOTS	1	2	3	TOT.	NO.	PLAYER-SHOTS	1	2	3	TOT.
1	JOHNSON - Did not play					1	RESCH - Did not play				
30	INNESS	7	11	5	23	31	SMITH	12	11	11	34
2	PARADISE				0	4	J. POTVIN		3		3
3	STACKHOUSE	1		3	4	5	D. POTVIN	1	1		2
4	BURROWS				0	6	MARSHALL		1		1
5	WILKINS	2		1	3	7	FORTIER				0
8	KEHOE	1	4		5	8	HOWATT				0
9	ARNASON	2	1	1	4	9	GILLES		1		1
10	LAROUCHE	1			1	10	HENNING				0
11	HADFIELD	1	2	2	5	11	MACMILLAN		1		1
16	LALONDE				0	14	BOURNE		2	1	3
17	SCHOCK		1		1	15	HARRIS	1		1	2
18	MACDONALD		1	2	3	16	STEWART	1		1	2
19	PRONOVOST	2		1	3	18	WESTFALL	1	1		2
22	KELLY	2	2	1	5	19	CAMERON	3	1		4
23	DEBENEDET				0	21	ST. LAURENT			1	1
24	LAGACE		1		1	22	ROMBOUGH				0
25	OWCHAR			1	1	23	NYSTROM		3	1	4
26	APPS	1			1	25	LEWIS	1			1
	TOTAL	13	12	12	37		TOTAL	8	14	5	27

SCORING					RECAP	HOME TEAM	VISITORS
TEAM	1	2	3	TOTALS	FINAL SCORE-GOALS ASSISTS		
PITTSBURGH	1	1	1	3		4 (7)	3 (6)
NEW YORK I.	1	3	0	4	PENALTIES PENALTIES IN MIN.	10 - 31	7 - 17

PITTSBURGH Penguin

November 20, 1974
DATE

16,485
ATTENDANCE

TORONTO - 5
HOME TEAM

PITTSBURGH - 8
VISITORS

W - 8 L - 8 T - 2

REFEREE Wally Harris

LINESMEN Ron Finn & Gerard Gauthier

SCORE	GOAL (NO.) - ASSISTS ON ICE FOR - AGAINST	TIME	PENALTIES	TIME
0-1	T-Keen (2) (Flett, Ellis)	4:57	T-Turnbull (Tripping)	9:49
	T-6,14,18,19,24 P-2,3,18,19,26		T-Ellis (Tripping)	14:42
1-1	P-Apps (11) (Hadfield, Stackhouse)	10:48	T-Turnbull (Holding)	19:25
	P-3,11,18,19,26 T-16,17,21,27	PPG	T-Seiling (Tripping)	19:48
1-2	T-Turnbull (2) (Unassisted)	11:55	P-Hadfield (Hi-sticking)	4:39
	T-2,11,15,18,27 P-5,9,10,22,24		T-McDonald (Hi-sticking)	4:39
1-3	T-Turnbull (3) (Keen)	17:06	T-Dunn (Tripping)	5:36
	T-2,6,14,16,19 P-2,3,18,19,26		P-Larouche (Holding)	14:02
2-3	P-Owchar (2) (Burrows)	4:53	P-Wilkins (Hooking)	9:05
	P-4,16,23,25 T-4,9,21,26			
3-3	P-Larouche (5) (Burrows)	11:32		
	P-4,9,10,22,25 T-11,16,17,24,27			
3-4	T-Keen (3) (Flett, Ellis)	11:42		
	T-6,14,18,19,24 P-5,18,19,24,26			
4-4	P-Apps (12) (Wilkins)	12:31		
	P-5,18,19,24,26 T-6,14,18,19,24			
5-4	P-Kehoe (8) (Schock, Hadfield)	16:53		
	P-5,9,10,22,24 T-2,11,16,17,27			
6-4	P-Larouche (6) (Kelly, Arnason)	3:15		
	P-5,9,10,22,24 T-2,11,16,17,27			
7-4	P-Owchar (3) (Kelly, Kehoe)	5:36	P-4,8,17,22,25 T-4,6,9,21,26	
8-4	P-Arnason (3) (Kelly, Larouche)	19:01	P-2,3,9,10,22 T-11,17,18,21,27	
8-5	T-Keen (4) (Penalty Shot)	19:55	(Arnason on puck in crease)	

NO.	PLAYER-SHOTS	1	2	3	TOT.	NO.	PLAYER-SHOTS	1	2	3	TOT.
1	JOHNSON - Did not play					30	HAMEL	15	16	10	41
30	INNESS	8	7	14	29	33	FAVELL - Did not play				
2	PARADISE	1		1	2	2	TURNBULL	2	1	1	4
3	STACKHOUSE	3	2		5	4	DUNN			1	1
4	BURROWS			1	1	6	ELLIS	1		1	2
5	WILKINS		1		1	7	MCDONALD	1		2	3
8	KEHOE	2	2		4	9	ULLMAN			2	2
9	ARNASON		1	1	2	10	FERGUSON				0
10	LAROUCHE	2	1	1	4	11	HAMMARSTROM			2	2
11	HADFIELD	1	4		5	14	KEON	1	1	3	5
16	LALONDE				0	15	SABOURIN	1			1
17	SCHOCK				0	16	SEILING				0
18	MACDONALD	2	3	1	6	17	STOUGHTON	1			1
19	PRONOVOST	2	1	1	4	18	MCKENNY	1			1
22	KELLY	1	1	3	5	19	FLETT	1	2		3
23	DEBENEDET		1	1	2	21	SALMING	1			1
24	LAGACE	1			1	24	GLENNIE				0
25	OWCHAR		1	1	2	26	MOFFAT				0
26	APPS	1	2	2	5	27	SITTLER	1	2	3	6
	TOTAL	16	20	13	49		TOTAL	11	8	15	34

SCORING					RECAP	HOME TEAM	VISITORS
TEAM	1	2	3	TOTALS	FINAL SCORE-GOALS ASSISTS		
PITTSBURGH	1	4	3	8		5 (5)	8 (13)
TORONTO	3	1	1	5	PENALTIES PENALTIES IN MIN.	6 - 12	3 - 6

2 STARS 1 APPS - PGH 2 LAROUCHE - PGH 3 OWCHAR - PGH

PITTSBURGH PENGUIN

November 24, 1974
DATE

17,500
ATTENDANCE

NEW YORK RANGERS - 7
HOME TEAM

PITTSBURGH - 5
VISITORS

W - 8 L - 9 T - 3

REFEREE Bob Kilger

LINESMEN Matt Pavelich & Bob Hodges

SCORE	GOAL (NO.) - ASSISTS ON ICE FOR - AGAINST	TIME	PENALTIES	TIME
0-1	NY-Polis (6) (Butler, Sanderson)	0:44	NY-Bednarski (Slashing)	4:15
	NY-2,9,16,17,23 P-4,8,11,17,25		P-Kehoe (Interference)	5:37
1-1	P-Schock (7) (Hadfield, Stackhouse)	14:03	P-Burrows (Hooking)	12:02
	P-2,3,8,11,17 NY-4,6,10,21	PPG	NY-Park (Hooking)	13:29
2-1	P-Apps (13) (Pronovost)	15:57	P-Burrows (Holding)	18:11
	P-5,18,19,24,26 NY-2,8,10,16,23		P-Larouche (Delay of game)	3:04
3-1	P-Stackhouse (3) (Unassisted)	0:34	NY-Greschner (Hooking)	11:25
	P-2,3,8,11,17 NY-2,16,17,20,23		P-Arnason (Hooking)	11:38
3-2	NY-Fairbairn (6) (Vickers, Park)	2:06	P-Owchar (Elbowing)	12:23
	NY-2,8,10,16,23 P-5,18,19,24,26		P-PGH Bench (too many men)	14:54
3-3	NY-Park (6) (Greschner, Polis)	4:28	NY-Greschner (Tripping)	16:34
	NY-2,4,7,19,20 P-4,16,23,25	PPG	P-Hadfield (Interference)	1:22
4-3	P-Kehoe (9) (Schock, Paradise)	6:00	NY-Ratelle (Tripping)	2:01
	P-2,3,8,17,18 NY-6,9,21,25,27		NY-Bednarski (Tripping)	8:52
4-4	NY-Stenkowski (6) (Vickers, Park)	15:27	NY-Sanderson (Tripping)	16:57
	NY-2,7,8,10,21 P-4,11,17,25	PPG		
4-5	NY-Butler (7) (Sanderson)	3:08		
	NY-4,6,16,17 P-5,19,24,26			
4-6	NY-Irvine (2) (Stenkowski, Bednarski)	5:30		
	NY-2,9,21,23,27 P-4,8,11,17,25			
4-7	NY-Middleton (12) (Park, Stenkowski)	8:32		
	NY-2,9,16,17,23 P-4,8,11,17,25			
5-7	P-Arnason (4) (Larouche)	13:21	P-4,9,10,22,25 NY-2,7,19,20,23	

NO.	PLAYER-SHOTS	1	2	3	TOT.	NO.	PLAYER-SHOTS	1	2	3	TOT.
1	JOHNSON - Did not play					1	GIACOMIN - Did not play				
30	INNESS	12	15	8	35	30	VILLEMURE	12	9	6	27
2	PARADISE				0	2	PARK	1	4	2	7
3	STACKHOUSE	1	1		2	4	GRESCHNER		1		1
4	BURROWS				0	6	MAROTTE		1		1
5	WILKINS				0	7	GILBERT		1		1
8	KEHOE		1	1	2	8	VICKERS	2	1		3
9	ARNASON		1	1	2	9	MIDDLETON	3	1	2	6
10	LAROUCHE			1	1	10	FAIRBAIRN		3		3
11	HADFIELD	2	2	2	6	16	SANDERSON	2			2
16	LALONDE				0	17	BUTLER	1		2	3
17	SCHOCK	2			2	18	TKACZUK				0
18	MACDONALD	1	1		2	19	RATELLE	2		2	4
19	PRONOVOST	1	2	1	4	20	POLIS	1	2		3
22	KELLY	3			3	21	STEMKOWSKI	1	1	1	3
23	DEBENEDET				0	23	BEDNARSKI		1		1
24	LAGACE	1	1		2	24	ZANUSSI				0
25	OWCHAR		2		2	25	BEVERLEY				0
26	APPS	3		1	4	27	IRVINE		2	2	4
	TOTAL	14	11	7	32		TOTAL	13	18	11	42

SCORING					RECAP	HOME TEAM	VISITORS
TEAM	1	2	3	TOTALS	FINAL SCORE-GOALS ASSISTS		
PITTSBURGH	2	2	1	5		7 (13)	5 (6)
NEW YORK	1	3	3	7		7 - 14	8 - 16
						PENALTIES	
						PENALTIES IN MIN.	

PITTSBURGH *Penguin*

November 27, 1974
DATE

11,877
ATTENDANCE

PITTSBURGH - 2
HOME TEAM

MONTREAL - 3
VISITORS

W - 8 L - 10 T - 3

REFEREE Art Skov

LINESMEN Ray Scapinello & Bob Hodges

SCORE	GOAL (NO.) - ASSISTS ON ICE FOR - AGAINST	TIME	PENALTIES	TIME
	None		P-Paradise (Slashing)	4:15
1-0	P-Larouche (7) (Stackhouse, Arnason)	3:34	P-Lagace (Slashing)	17:12
	P-2,3,9,10,22 M-8,11,14,18,19		P-Paradise (Holding)	16:17
1-1	M-Tremblay (4) (Lambert, Robinson)	12:20	M-Lafleur (Interference)	16:30
	M-8,11,14,18,19 P-2,9,10,22,25		M-Risebrough (hooking)	12:51
1-2	M-Lafleur (14) (Shutt, Mahovlich)	13:33		
	M-5,10,20,22,26 P-5,18,19,24,26			
2-2	P-Owchar (4) (Schock, Hadfield)	17:28		
	P-4,11,17,25 M-5,12,25,26			
2-3	M-Lemaire (9) (Cournoyer, Lapeinte)	11:54		
	M-5,12,23,25,26 P-4,8,11,17,25			

NO.	PLAYER-SHOTS	1	2	3	TOT.	NO.	PLAYER-SHOTS	1	2	3	TOT.
1	JOHNSON - Did not play					1	LAROCQUE	11	11	8	30
30	INNESS	9	11	12	32	29	DRYDEN - Did not play				
2	PARADISE				0	5	LAPOINTE		2	1	3
3	STACKHOUSE			1	1	6	ROBERTS			1	1
4	BURROWS				0	8	RISEBROUGH		1		1
5	WILKINS	1			1	10	LAFLEUR	1	1	1	3
8	KEHOE	1	1		2	11	LAMBERT		2		2
9	ARNASON		1	1	2	12	COURNOYER	1		1	2
10	LAROCHE		3		3	14	TREMBLAY	2	4	4	10
11	HADFIELD	3	1	1	5	15	LAROSE				0
16	LALONDE				0	17	WILSON			1	1
17	SCHOCK		1	2	3	18	SAVARD	2	1		3
18	MACDONALD	1		1	2	19	ROBINSON				0
19	PRONOVOST	3	1		4	20	MAHOVLICH	1	2		3
22	KELLY		1		1	21	SATHER				0
23	DEBENEDET				0	22	SHUTT	1			1
24	LAGACE	1			1	23	GAINNEY	1		1	2
25	OWCHAR	1	3		4	25	LEMAIRE			3	3
26	APPS		1	2	3	26	BOUCHARD				0
	TOTAL	11	13	8	32		TOTAL	9	13	13	35

SCORING					RECAP	HOME TEAM	VISITORS
TEAM	1	2	3	TOTALS	FINAL SCORE-GOALS ASSISTS		
PITTSBURGH	0	2	0	2		2 (4)	3 (6)
MONTREAL	0	2	1	3	PENALTIES PENALTIES IN MIN.	3 - 6	2 - 4

2 STARS

LAFLEUR - MTL

OWCHAR - PGH

LEMAIRE - MTL

TSBURGH Penguin

November 30, 1974

12,133

DATE

ATTENDANCE

PITTSBURGH - 5
HOME TEAM

BUFFALO - 5
VISITORS

W - 8 L - 10 T - 4

REFEREE Bryan Lewis

LINESMEN Bruce Garside & Neil Armstrong

SCORE	GOAL (NO.) - ASSISTS ON ICE FOR - AGAINST	TIME	PENALTIES	TIME
0-1	B-Robert (15) (Perreault, Korab)	1:09	P-Johnson (Slashing)	4:34
	B-4,7,11,14,24 P-2,3,18,19,26		P-Lagace (Holding)	7:05
0-2	B-Ramsay (12) (Luce, Gare)	2:47	B-Hajt (Tripping)	15:56
	B-4,10,18,20,24 P-5,9,10,22,24		P-Schock, (Tripping)	6:20
0-3	B-Gare (8) (Luce, Ramsay)	3:05	P-Arnason (Tripping)	9:59
	B-4,10,18,20,24 P-5,9,10,22,24		P-Arnason (Hooking)	14:00
1-3	P-MacDonald (8) (Apps, Stackhouse)	3:51	None	
	P-2,3,18,19,26 B-5,7,11,14,23			
2-3	P-Arnason (5) (Larouche, Kelly)	9:28		
	P-5,9,10,22,24 B-5,10,18,20,23			
3-3	P-Kelly (11) (Wilkins, Arnason)	10:12		
	P-5,9,10,22,24 B-4,8,17,21,24			
4-3	P-Stackhouse (5) (MacDonald, Apps)	16:31		
	P-3,11,18,19,26 B-4,10,20,23	PPG		
5-3	P-Pronovost (9) (Apps, Stackhouse)	1:46		
	P-2,3,18,19,26 B-4,7,11,14,24			
5-4	B-Gare (9) (Unassisted)	3:36		
	B-4,10,18,20,24 P-5,9,10,22,24			
5-5	B-Robert (16) (Unassisted)	0:47		
	B-4,7,11,14,24 P-4,18,19,25,26		Johnson replaced Inness 3:05/1st	
			Farr replaced Bromley start of 2nd	

NO.	PLAYER-SHOTS	1	2	3	TOT.	NO.	PLAYER-SHOTS	1	2	3	TOT.
1	JOHNSON	15	17	15	47	29	BROMLEY	7			7
30	INNESS	2			2	30	FARR		13	7	20
2	PARADISE				0	3	MCINTOSH - Did not play				0
3	STACKHOUSE	1			1	4	KORAB	1	1	1	3
4	BURROWS				0	5	FOGOLIN	1	1		2
5	WILKINS	1			1	7	MARTIN	4	3	2	9
8	KEHOE				0	8	LORENTZ	1	1		2
9	ARNASON	2			2	9	GRATTON				0
10	LAROCHE		3		3	10	RAMSAY	2		1	3
11	HADFIELD	3		2	5	11	PERREAULT	3	1	1	5
16	LALONDE				0	12	MICKY - Did not play				0
17	SCHOCK		1		1	14	ROBERT	1	3	2	6
18	MACDONALD	1		2	3	17	DUDLEY	2	1	2	5
19	PRONOVOST		2		2	18	GARE	3	2	3	8
22	KELLY	2	3	1	6	20	LUCE		1		1
23	DEBENEDET				0	21	SPENCER	1	2	2	5
24	LAGACE		2	1	3	22	GUEVREMONT - Did not play				0
25	OWCHAR	1			1	23	CARRIERE		1	1	2
26	APPS		3	1	4	24	HAJT	1	1	1	3
	TOTAL	11	14	7	32		TOTAL	20	18	16	54

SCORING					RECAP	HOME TEAM	VISITORS
TEAM	1	2	3	TOTALS	FINAL SCORE-GOALS ASSISTS		
PITTSBURGH	4	1	0	5		5 (10)	5 (6)
BUFFALO	3	1	1	5	PENALTIES PENALTIES IN MIN.	5 - 10	1 - 2

PITTSBURGH Penguin

December 4, 1974

7,656

DATE

ATTENDANCE

PITTSBURGH - 4

TORONTO - 2

W - 9 L - 11 T - 4

HOME TEAM

VISITORS

REFEREE Bob Meyers

LINESMEN Swede Knox & Willard Norris

SCORE	GOAL (NO.) - ASSISTS ON ICE FOR - AGAINST	TIME	PENALTIES	TIME
1-0	P-MacDonald (9) (Apps, Wilkins)	12:16	T-Glennie (Holding)	0:20
	P-2,5,18,19,26 T-6,14,18,19,27		P-Johnson (Slashing)	7:12
1-1	T-Sittler (12) (Sabourin)	19:21	(served by MacDonald)	
	T-3,4,9,15,27 P-4,5,19,23,26		P-Lagace (Interference)	9:55
1-2	T-Stoughton (8) (Sittler, Dunn)	13:29	P-Paradise (Slashing)	19:54
	T-3,4,9,17,27 P-2,5,8,11,17		P-Johnson (Slashing)	7:41
2-2	P-Debenedet (5) (Apps, Kehoe)	0:18	(served by Kehoe)	
	P-4,8,23,24,26 T-7,10,12,18,24		P-Owchar (Major- Fighting)	7:41
3-2	P-Arnason (6) (MacDonald, Schock)	11:24	T-McDonald (Major- Fight.)	7:41
	P-2,9,17,18,25 T-9,15,18,24,27		T-Neely (Slashing)	10:51
4-2	P-Hadfield (7) (MacDonald, Schock)	19:57	T-Ferguson (Elbowing)	16:53
	P-4,11,17,18,25 T-9,11,14,15,18,27 ENG		P-Bench (too many men)	3:02
			(served by Kehoe)	
			T-Keen (Hooking)	16:20

NO.	PLAYER-SHOTS	1	2	3	TOT.	NO.	PLAYER-SHOTS	1	2	3	TOT.
1	JOHNSON	8	9	5	22	1	WILSON - Did not play				
30	INNESS - Did not play				0	33	FAVELL	9	14	14	37
2	PARADISE		1		1	3	NEELY				0
4	BURROWS		3		3	4	DUNN		1		1
5	WILKINS		2	1	3	6	ELLIS				0
8	KEHOE	1	2	1	4	7	MCDONALD	1	1		2
9	ARNASON	1		2	3	9	ULLMAN				0
10	LAROUCHE			1	1	10	FERGUSON	1			1
11	HADFIELD	1	1	1	3	11	HAMMARSTROM				0
12	PRATT		2		2	12	THOMPSON	1		2	3
16	LALONDE				0	14	KEON	1	1		2
17	SCHOCK		1		1	15	SABOURIN	2		2	4
18	MACDONALD	3		3	6	17	STOUGHTON		2		2
19	PRONOVOST	1		4	5	18	MCKENNY			1	1
23	DEBENEDET	1		1	2	19	FLETT	1			1
24	LAGACE	1	1		2	20	ALEXANDER				0
25	OWCHAR		1	2	3	24	GLENNIE				0
26	APPS	1		1	2	26	MOFFATT				0
						27	SITTLER	2	5		7
	TOTAL	10	14	17	41		TOTAL	9	10	5	24

SCORING					RECAP	HOME TEAM	VISITORS
TEAM	1	2	3	TOTALS	FINAL SCORE-GOALS ASSISTS		
PITTSBURGH	1	0	3	4		4 (8)	2 (3)
TORONTO	1	1	0	2	PENALTIES PENALTIES IN MIN.	6 - 15	5 - 13

PITTSBURGH *Penguin*

December 7, 1974
DATE

16,505
ATTENDANCE

MONTREAL - 5
HOME TEAM

PITTSBURGH - 2
VISITORS

W - 9 L - 12 T - 4

REFEREE Bob Meyers

LINESMEN John D'Amico & Swede Knox

SCORE	GOAL (NO.) - ASSISTS ON ICE FOR - AGAINST	TIME	PENALTIES	TIME
	None		M-Tremblay (Slashing)	6:56
(1-0)	P-Hadfield (8) (Schock)	4:37	P-Wilkins (Interference)	9:43
	P-4,11,17,24 M-5,10,11,20,25	SHG	P-Paradise (Slashing)	(3:43)
1-1	M-Wilson (5) (Tremblay, Roberts)	17:03	M-Awrey (Interference)	7:33
	M-6,8,14,17,24 P-2,10,11,19,25		P-Lagace (Tripping)	10:13
1-2	M-Lambert (12) (Unassisted)	1:06	P-Wilkins (Slashing)	13:17
	M-5,8,11,14,26 P-4,8,23,24,26		M-Roberts (Tripping)	(13:39)
2-2	P-Larouche (8) (Unassisted)	2:23	P-Wilkins (Slashing)	18:41
	P-2,4,10,11,19 M-10,18,19,20,22			
2-3	M-Lafleur (18) (Unassisted)	4:56		
	M-10,17,18,19,22 P-4,9,17,18,25			
2-4	M-Lafleur (19) (Shutt, Wilson)	5:41		
	M-10,17,18,19,22 P-4,9,17,18,25			
(2-5)	M-Lafleur (20) (Savard)	14:26		
	M-5,10,18,24 P-9,11,17,18,25	SHG		

NO.	PLAYER-SHOTS	1	2	3	TOT.	NO.	PLAYER-SHOTS	1	2	3	TOT.
1	JOHNSON	8	9	8	25	1	LAROCQUE	4	10	8	22
30	INNESS - Did not play				0	29	DRYDEN - Did not play				0
2	PARADISE	1			1	5	LAPOINTE			1	1
4	BURROWS				0	6	ROBERTS			1	1
5	WILKINS	2	1		3	8	RISEBROUGH	1	1		2
8	KEHOE				0	10	LAFLEUR	1	1	3	5
9	ARNASON		3	2	5	11	LAMBERT			1	1
10	LAROCHE	1		3	4	12	COURNOYER				0
11	HADFIELD		2	1	3	14	TREMBLAY	1		1	2
12	PRATT				0	17	WILSON		2		2
14	BIANCHIN				0	18	SAVARD	1			1
16	LALONDE				0	19	ROBINSON		1		1
17	SCHOCK			2	2	20	MAHOVLICH	2		1	3
18	MACDONALD		1		1	21	SATHER		1		1
19	PRONOVOST		1	1	2	22	SHUTT	1	1	1	3
23	DEBENEDET		1		1	23	GAINNEY			2	2
24	LAGACE				0	24	AWREY			1	1
25	OWCHAR		1		1	25	LEMAIRE	1	2		3
26	APPS		1		1	26	BOUCHARD		1		1
	TOTAL	4	11	9	24		TOTAL	8	10	12	30

SCORING					RECAP	HOME TEAM	VISITORS
TEAM	1	2	3	TOTALS	FINAL SCORE-GOALS ASSISTS		
PITTSBURGH	0	1	1	2	5 (5)		2 (1)
MONTREAL	0	1	4	5	PENALTIES PENALTIES IN MIN.	3 - 6	5 - 10

PITTSBURGH *Penguin*

December 12, 1974
DATE

8,311
ATTENDANCE

PITTSBURGH - 3
HOME TEAM

MONTREAL - 3
VISITORS

W - 9 L - 13 T - 5

REFEREE Andy Van Hellemond

LINESMEN Ray Scapinello & Neil Armstrong

SCORE	GOAL (NO.) - ASSISTS ON ICE FOR - AGAINST	TIME	PENALTIES	TIME
	None		M- Montreal bench	1:48
1-0	P-Hadfield (9) (Schock, Kehoe)	0:14	M-Risebrough (Elbowing)	5:09
	P-4,8,11,17,25 M-6,12,23,24,25		P-Hadfield (Hi-sticking)	6:01
1-1	M-Lapointe (12) (Mahovlich, Lafleur)	5:18	M-Awrey (Hi-sticking)	6:01
	M-5,10,20,22,25 P-2,4,12,26	PPG	P-Burrows (Hooking)	10:14
2-1	P-MacDonald (11) (Pratts, Apps)	10:02	P-Wilkins (Hi-Sticking)	14:15
	P-5,12,18,24,26 M-5,6,18,24	PPG	M-Tremblay (Cross-checking)	17:01
2-2	M-Mahovlich (12) (Lambert, Lafleur)	18:13	P-Lagace (Slashing)	17:17
	M-10,11,18,19,20 P-2,4,11,17	PPG	P-Pronovost (Tripping & 10 min. misconduct)	3:10
2-3	M-Lambert (14) (Roberts, Wilson)	17:22	P-Hadfield (Cross-checking)	4:49
	M-6,8,11,17,26 P-4,9,10,23,24		P-Pratt (Elbowing)	7:18
3-3	P-Kehoe (10) (Hadfield, Burrows)	17:35	M-Robinson (Cross-checking)	9:52
	P-4,8,11,17,24 M-6,12,23,24,25		P-Lagace (Hooking)	17:35
			M-Wilson (Hooking)	19:20
			M-Roberts (Tripping)	1:12
			M-Tremblay (Hi-sticking & Major - Fighting)	8:04
			P-Debenedet (Hi-sticking & Major - Fighting)	8:04

NO.	PLAYER-SHOTS	1	2	3	TOT.	NO.	PLAYER-SHOTS	1	2	3	TOT.
1	JOHNSON - Did not play					1	LAROCQUE	7	7	8	22
30	INNESS	11	16	13	40	29	DRYDEN - Did not play				
2	PARADISE				0	5	LAPOINTE	1	4		5
4	BURROWS		1		1	6	ROBERTS	2		3	5
5	WILKINS		1		1	8	RISEBROUGH			1	1
8	KEHOE	2		2	4	10	LAFLEUR		2	1	3
9	ARNASON	1	1		2	11	LAMBERT		1	1	2
10	LAROCHE		1	1	2	12	COURNOYER	1	2	1	4
11	HADFIELD	2	1		3	14	TREMBLAY	2			2
12	PRATT		1	1	2	17	WILSON		1		1
16	LALONDE - Did not play					18	SAVARD	1	2		3
17	SCHOCK			1	1	19	ROBINSON	1			1
18	MACDONALD		1	2	3	20	MAHOVLICH	1	2		3
19	PRONOVOST	1			1	21	SATHER				0
23	DEBENEDET			1	1	22	SHUTT		1	2	3
24	LAGACE		1		1	23	GAINNEY			3	3
25	OWCHAR	1			1	24	AWREY			1	1
26	APPS		1	1	2	25	LEMAIRE	1	3	1	5
						26	BOUCHARD	1			1
	TOTAL	7	9	9	25		TOTAL	11	18	14	43

SCORING					RECAP	HOME TEAM	VISITORS
TEAM	1	2	3	TOTALS	FINAL SCORE-GOALS ASSISTS		
PITTSBURGH	0	2	1	3		3 (6)	3 (6)
MONTREAL	0	2	1	3	PENALTIES PENALTIES IN MIN.	11 - 33	9 - 21

PITTSBURGH Penguin

December 14, 1974
DATE

10,163
ATTENDANCE

PITTSBURGH - 6
HOME TEAM

CHICAGO - 3
VISITORS

W - 10 L - 13 T - 5

REFEREE Bryan Lewis

LINESMEN Willard Norris & Randy Shantz

SCORE	GOAL (NO.) - ASSISTS ON ICE FOR - AGAINST	TIME	PENALTIES	TIME
1-0	P-Prnovost (10) (Lagace, Apps)	3:29	C-Palmer (Elbowing)	2:47
	P-4,9,19,24,26 C-2,4,8,11	PPG	P-Paradise (Slashing)	4:01
2-0	P-Schock (10) (Pratt, Kehoe)	8:48	P-Lagace (Hooking)	10:32
	P-2,6,8,12,17 C-2,4,11,14,20		P-Burrows (Charging)	5:33
2-1	C-Marks (5) (Gagnon, Redmond)	18:28	P-Apps (Hooking)	5:39
	C-3,11,14,15,20 P-2,9,10,12,24		P-Campbell (Elbowing)	4:11
3-1	P-Owchar (5) (Campbell, Kehoe)	19:07	P-Owchar (Hooking)	8:10
	P-6,8,11,17,25 C-2,5,8,12,18		P-Pittsburgh Bench	16:08
3-2	C-Marks (6) (Gagnon, Jarrett)	0:17		
	C-2,4,11,14,20 P-4,19,23,24,26			
4-2	P-Larouche (9) (Arnason, Lagace)	11:49		
	P-4,9,10,12,24 C-2,8,12,15,18			
4-3	C-Rota (13) (Pappin, Jarrett)	13:28		
	C-3,4,8,12,18 P-2,6,8,11,17			
5-3	P-Schock (11) (Paradise, Hadfield)	10:24		
	P-2,6,9,11,17 C-4,8,12,15,18			
6-3	P-Kehoe (11) (Schock, Hadfield)	14:46		
	P-2,8,11,17,25 C-3,4,11,14,20			

NO.	PLAYER-SHOTS	1	2	3	TOT.	NO.	PLAYER-SHOTS	1	2	3	TOT.
1	JOHNSON - Did not play					1	VEISOR - Did not play				
30	INNESS	8	14	13	35	35	ESPOSITO	11	10	11	32
2	PARADISE				0	2	WHITE		1	2	3
4	BURROWS	2		1	3	3	MAGNUSON				0
5	WILKINS - Did not play				0	4	JARRETT			1	1
6	CAMPBELL	1		1	2	5	RUSSELL		1		1
8	KEHOE		3	2	5	8	PAPPIN		1	1	2
9	ARNASON	1	1	1	3	10	HULL				0
10	LAROUCHE	3	1	2	6	11	MARKS	1	3	1	5
11	HADFIELD	2	2	1	5	12	BOLDIREV	2	3		5
12	PRATT	1		2	3	14	GAGNON	2		1	3
15	MCMANAMA		1		1	15	REDMOND	2	3	4	9
16	LALONDE - Did not play				0	17	DAIGLE				0
17	SCHOCK	1		1	2	18	ROTA		2	1	3
19	PRNOVOST	2	3	1	6	20	KOROLL	1	2	1	4
23	DEBENEDET				0	22	MULVEY			1	1
24	LAGACE				0	23	BORDELEAU				0
25	OWCHAR	1		1	2	24	PALMER	1			1
26	APPS				0						
	TOTAL	14	11	13	38		TOTAL	9	16	13	38

SCORING					RECAP	HOME TEAM	VISITORS
TEAM	1	2	3	TOTALS	FINAL SCORE-GOALS ASSISTS		
PITTSBURGH	3	1	2	6		6 (12)	3 (6)
CHICAGO	1	2	0	3		7 - 14	1 - 2
						PENALTIES PENALTIÉS IN MIN.	

PITTSBURGH Penguin

December 15, 1974

11,112

DATE

ATTENDANCE

DETROIT - 2

PITTSBURGH - 3

W - 11 L - 13 T - 5

HOME TEAM

VISITORS

REFEREE Dave Shewchyck

LINESMEN Claude Bechard & Jim Christison

SCORE	GOAL (NO.) - ASSISTS ON ICE FOR - AGAINST	TIME	PENALTIES	TIME
0-1	D-Dionne (15) (Grant, Hamel)	7:54	P-Paradise (Interference)	2:01
	D-5,7,12,21 P-4,17,24	PPG	P-Paradise (Cross-checking)	6:21
1-1	P-Arnason (8) (Lagace, Larouche)	11:12	D-Bergman (Hooking)	6:43
	P-4,9,10,24 D-2,4,12	PPG	P-Owchar (Tripping)	7:28
1-2	D-Grant (14) (Unassisted)	2:23	D-Giroux (Hooking)	17:49
	D-5,8,12,18,21 P-2,16,19,25,26		P-Arnason (Holding)	2:10
2-2	P-Schock (12) (Hadfield, Kehoe)	5:33	D-Stewart (Elbowing)	5:46
	P-2,4,8,11,17 D-2,4,11,12,16		D-Lothead (Tripping)	9:22
3-2	P-Apps (14) (Pronovost)	18:26	D-Watson (Cross-checking)	9:51
	P-2,6,16,19,26 D-5,7,14,22,23		P-Schock (Hooking)	10:50
			D-Detroit Bench	11:59
			P-Apps (Tripping)	13:23
			P-Debenedet (Hi-sticking)	17:27
			D-Berenson (Holding)	18:29
			P-Kehoe (Slashing)	19:35
			D-Watson (Slashing)	19:35
			D-Watson (Interference, Roughing, Major-Fighting, Match)	6:14
			P-Owchar (Major-Fighting, Match)	6:14
			P-Hadfield (Hooking)	7:31
			D-Giroux (Tripping)	10:50

NO.	PLAYER-SHOTS	1	2	3	TOT.	NO.	PLAYER-SHOTS	1	2	3	TOT.
1	JOHNSON - Did not play					1	RUTHERFORD	7	8	10	25
30	INNESS	9	9	8	26	31	GRANT - Did not play				
2	PARADISE			2	2	2	BERGMAN				0
4	BURROWS	1	3	1	5	3	LYNCH				0
5	WILKINS				0	4	CRASHLEY				0
6	CAMPBELL	1			1	5	HAMEL	2	2		4
8	KEHOE		1	1	2	7	BERENSON			1	1
9	ARNASON		3	1	4	8	SNELL	1			1
10	LAROUCHE				0	11	NOWAK	1			1
11	HADFIELD	3	1	2	6	12	DIONNE	2	2	2	6
12	PRATT				0	14	LIBETT	1		3	4
15	MCMANAMA				0	16	ANDERSON	2	1		3
16	MORRISON				0	18	WATSON				0
17	SCHOCK		1	2	3	19	SALOVAARA - Did not play				0
19	PRONOVOST			2	2	21	GRANT	1	3	2	6
23	DEBENEDET				0	22	GIROUX			1	1
24	LAGACE				0	23	LOCHEAD				0
25	OWCHAR	2			2	24	MCCANN				0
26	APPS			1	1	25	STEWART		1		1
	TOTAL	7	9	12	28		TOTAL	10	9	9	28

SCORING					RECAP	HOME TEAM	VISITORS
TEAM	1	2	3	TOTALS	FINAL SCORE-GOALS ASSISTS		
PITTSBURGH	0	1	2	3		2 (2)	3 (5)
DETROIT	1	0	1	2	PENALTIES PENALTIES IN MIN.	13 - 37	11 - 33

PITTSBURGH Penguin

December 18, 1974
DATE

16,327
ATTENDANCE

TORONTO - 6
HOME TEAM

PITTSBURGH - 4
VISITORS

W - 11 L - 14 T - 5

REFEREE Ron Wicks

LINESMEN John D'Amico & John Brown

SCORE	GOAL (NO.) - ASSISTS ON ICE FOR - AGAINST	TIME	PENALTIES	TIME
1-0	P-Pronovost (11) (Paradise, Apps) P-2,18,19,25,26 T-3,14,19,21,26	1:52	P-Hadfield (Interference) P-Pratt (Boarding)	4:58 9:09
1-1	T-McDonald (5) (McKenny, Thompson) T-4,7,10,12,18 P-4,6,9,10,12	2:21	T-Sabourin (Slashing) P-Campbell (Hooking)	9:09 10:52
1-2	T-Ullman (3) (Glennie, Sabourin) T-6,9,15,21,24 P-4,18,19,25,26	3:21	T-Flett (Slashing) P-Lagace (Cross-checking)	11:15 11:15
2-2	P-Arnason (9) (McManama) P-4,9,15,28 T-6,9,18,24	9:13	T-Dunn (Elbowing) None	13:08
3-2	P-Pronovost (12) (Unassisted) P-6,18,19,25,26 T-7,10,12,21,24	19:08	T-Dunn (Tripping) T-McDonald (Tripping)	3:40 11:38
3-3	T-McDonald (6) (Ferguson, Dunn) T-4,6,7,10,21 P-4,16,18,25,26	8:13	T-Toronto Bench	17:53
3-4	T-Thompson (12) (McDonald, McKenny) T-4,7,10,12,18 P-4,16,18,24,26	12:02		
3-5	T-Keon (9) (Hammarstrom, Stoughton) T-3,11,14,17,21 P-2,16,18,26,28	19:08		
3-6	T-Hammarstrom (4) (Unassisted) T-3,11,14,17,21 P-2,16,18,26,28	2:21		
4-6	P-Morrison (1) (MacDonald) P-2,15,16,18,26 T-4,18,19,23	19:17 PPG		

NO.	PLAYER-SHOTS	1	2	3	TOT.	NO.	PLAYER-SHOTS	1	2	3	TOT.
1	JOHNSON - Did not play					1	WILSON	11	14	11	36
30	INNESS	16	11	9	36	33	FAVELL - Did not play				
2	PARADISE	2			2	3	NEELY	1			1
4	BURROWS	1			1	4	DUNN	1		1	2
6	CAMPBELL	1			1	6	ELLIS	2	1	1	4
8	KEHOE		1	1	2	7	MCDONALD	2	1		3
9	ARNASON	2	1	2	5	9	ULLMAN	1	1		2
10	LAROUCHE	1	2		3	10	FERGUSON	1			1
11	HADFIELD	2	1		3	11	HAMMARSTROM	1	3	1	5
12	PRATT		2		2	12	THOMPSON		2		2
15	MCMANAMA			2	2	14	KEON	3	3	2	8
16	MORRISON		2	2	4	15	SABOURIN		2		2
17	SCHOCK		1	1	2	17	STOUGHTON	1		1	2
18	MACDONALD		1		1	18	MCKENNY	1	1	1	3
19	PRONOVOST	3			3	19	FLETT	1			1
24	LAGACE	1			1	21	SALMING			2	2
25	OWCHAR		1	3	4	23	SHACK			1	1
26	APPS	1	2		3	24	GLENNIE	3			3
28	FAUBERT			1	1	26	MOFFAT				0
	TOTAL	14	14	12	40		TOTAL	18	14	10	42

SCORING					RECAP		HOME TEAM	VISITORS
TEAM	1	2	3	TOTALS	FINAL SCORE-GOALS ASSISTS			
PITTSBURGH	3	0	1	4	6 (8)	4 (4)		
TORONTO	2	3	1	6	6 - 12	4 - 8		

PITTSBURGH Penguin

December 19, 1974
DATE

7,047
ATTENDANCE

PITTSBURGH - 4
HOME TEAM

KANSAS CITY - 4
VISITORS

W - 11 L - 14 T - 6

REFEREE Bob Meyers

LINESMEN Swede Knox & Ron Finn

SCORE	GOAL (NO.) - ASSISTS ON ICE FOR - AGAINST	TIME	PENALTIES	TIME
0-1	KC-Nolet (14) (Burns, Charron)	0:50	P-Paradise (Hooking)	4:50
	KC-4,5,10,13,17 P-2,16,18,25,26		P-Faubert (Interference)	2:19
1-1	P-Arnason (10) (Larouche)	3:06	KC-Charron (Hooking)	7:05
	P-3,6,9,10,12 KC-4,5,14,18,24		KC-Houde (illegal stick)	7:05
1-2	KC-Burns (5) (Charron, Nolet)	12:32	KC-Charron (Hooking)	15:36
	KC-4,5,10,13,17 P-4,16,18,26,28		KC-Powis (Holding)	5:52
1-3	KC-Nolet (15) (Charron, Houde)	0:25	KC-Nolet (Elbowing)	8:05
	KC-4,5,10,13,17 P-2,16,18,25,26		P-Debenedet (Slashing)	8:05
1-4	KC-Burns (6) (Hughes, Nolet)	2:31	P-Owchar (Slashing)	8:20
	KC-4,5,10,13,17 P-4,15,23,25	PPG		
2-4	P-Debenedet (6) (Larouche, Pratt)	19:51		
	P-3,4,10,12,23 KC-2,3,8,21,25			
3-4	P-Faubert (1) (Unassisted)	7:29		
	P-8,11,17,23,28 KC-2,3,10,17			
4-4	P-Larouche (10) (MacDonald, Campbell)	17:33		
	P-3,6,9,10,18 KC-4,5,10,13,17			
Inness replaced Johnson at start of second period				

NO.	PLAYER-SHOTS	1	2	3	TOT.	NO.	PLAYER-SHOTS	1	2	3	TOT.
1	JOHNSON	9			9	1	PLASSE - Did not play				
30	INNESS		7	4	11	30	MCDUFFE	14	18	7	39
2	PARADISE	1	1		2	2	MCELMURY	1		1	2
3	STACKHOUSE	2			2	3	PATTERSON	1		1	2
4	BURROWS	2		1	3	4	HOUDE			1	1
6	CAMPBELL	2	1	1	4	5	HUGHES		1		1
8	KEHOE	1	4		5	8	LEMIEUX		2		2
9	ARNASON	1		2	3	10	CHARRON	1	1		2
10	LAROCHE			1	1	13	BURNS	1	2		3
11	HADFIELD	1	2	1	4	14	POWIS	1			1
12	PRATT	1	2		3	17	NOLET	1	2		3
15	MCMANAMA		1		1	18	CROTEAU	3		1	4
16	MORRISON	1			1	21	DUBE	1			1
17	SCHOCK	2	1		3	23	LEFLEY	1			1
18	MACDONALD	1	1	1	3	24	GILBERT				0
23	DEBENEDET		1		1	25	ROTA		1		1
25	OWCHAR		2		2						
26	APPS		2		2						
28	FAUBERT		1	2	3						
	TOTAL	15	19	9	43		TOTAL	11	9	4	24

SCORING					RECAP	HOME TEAM	VISITORS
TEAM	1	2	3	TOTALS	FINAL SCORE-GOALS ASSISTS		
PITTSBURGH	1	1	2	4		4 (5)	4 (8)
KANSAS CITY	2	2	0	4		4 - 8	5 - 10

PITTSBURGH Penguin

December 21, 1974

13,202

DATE

ATTENDANCE

MINNESOTA - 8

PITTSBURGH - 7

W - 11 L - 15 T - 6

HOME TEAM

VISITORS

REFEREE Wally Harris

LINESMEN Ron Finn & Bob Hodges

SCORE	GOAL (NO.) - ASSISTS ON ICE FOR - AGAINST	TIME	PENALTIES	TIME
1-0	P-Kelly (13) (Unassisted)	2:33	P-Campbell (H.S. & Rough.)	6:58
	P-4,6,9,10,22 M-2,9,10,17,24		M-Hextall (H.S. & Rough.)	6:58
2-0	P-Kehoe (12) (Schock, Campbell)	6:15	P-Kelly (Slashing)	12:25
	P-6,8,11,17,25 M-2,8,22,24,27		P-Owchar (Cross-checking)	14:48
3-0	P-Schock (13) (Unassisted)	6:32	M-Hextall (Holding)	8:13
	P-6-,8,11,17,25 M-2,8,22,24,27		P-Kelly (Charging)	8:39
3-1	M-Oliver (8) (Gibbs, Boucha)	8:56	P-Larouche (Slashing)	15:54
	M-2,3,9,10 P-2,10,25,27		M-Reid (Holding)	18:38
4-1	P-Apps (15) (Unassisted)	10:10	M-Parise (H.S. & Major)	14:00
	P-2,19,25,26 M-4,9,16,20		P-Owchar (H.S., Maj. & Misc.)	14:00
4-2	M-Gibbs (4) (Drouin, Barrett)	10:40	M-Ahrens (Misconduct)	14:00
	M-2,3,11,16 P-3,4,19,26		P-Campbell (Tripping)	17:47
4-3	M-Oliver (9) (Gibbs, Stanfield)	13:30	M-Martineau (Hooking)	19:26
	M-2,7,9,10,17 P-3,6,15,16	PPG		
4-4	M-Goldsworthy (21) (Gibbs, Stanfield)	16:17	M-2,7,8,17,22 P-2,3,11,17	PPG
4-5	M-Hextall (8) (Goldsworthy, Dunlop)	3:34	M-4,7,8,20,22 P-3,6,8,11,17	
5-5	P-Pronovost (13) (Apps)	5:49	P-3,4,18,19,26 M-4,11,16,18,20	
5-6	M-Drouin (3) (Goldsworthy)	12:00	M-2,3,9,10,16 P-2,8,11,17,25	
6-6	P-Kehoe (13) (McManama, Schock)	2:33	P-4,8,15,17,25 M-4,7,8,20,22	
6-7	M-Martineau (4) (Ahrens, Drouin)	5:43	M-4,11,16,18,20 P-3,4,18,22,27	
7-7	P-Paradise (1) (Schock, Hadfield)	6:46	P-2,3,8,11,17 M-2,3,7,8,22	
7-8	M-Dunlop (3) (Gibbs, Stanfield)	17:59	M-2,7,8,17,22 P-2,4,11,17	PPG
Herron replaced Inness 13:30/1st ahead 4-3 Herron Loser				

NO.	PLAYER-SHOTS	1	2	3	TOT.	NO.	PLAYER-SHOTS	1	2	3	TOT.
29	HERRON	3	15	13	31	1	LOPRESTI	5	8	10	23
30	INNESS	5	-	-	5	30	MANIAGO - Did not play				0
2	PARADISE			2	2	2	GIBBS	3	2		5
3	STACKHOUSE			2	3	3	BARRETT			1	1
4	BURROWS			2	2	4	AHRENS		1		1
6	CAMPBELL			1	1	7	DUNLOP		2	2	4
8	KEHOE	1		2	3	8	GOLDSWORTHY	1	1		2
9	ARNASON				0	9	BOUCHA	1	2	2	5
10	LAROUCHE				0	10	OLIVER	2	1	2	5
11	HADFIELD	2	2		4	11	PARISE				0
15	MCMANAMA				0	12	NANTAIS - Did not play				0
16	MORRISON				0	16	DROUIN	1	4	1	6
17	SCHOCK	2		1	3	17	STANFIELD		1	2	3
18	MACDONALD				0	18	MARTINEAU			2	2
19	PRONOVOST	1	1	2	4	20	REID	2		2	4
22	KELLY	1		2	3	22	HEXTALL	1	3	1	5
25	OWCHAR	1		1	2	24	HICKS				0
26	APPS	1	1	1	3	27	FLESCHE	1			1
27	BERGERON				0						
	TOTAL	9	9	12	30		TOTAL	12	17	15	44

SCORING					RECAP	HOME TEAM	VISITORS
TEAM	1	2	3	TOTALS	FINAL SCORE-GOALS ASSISTS		
PITTSBURGH	4	1	2	7		8 (15)	7 (7)
MINNESOTA	4	2	2	8	PENALTIES PENALTIES IN MIN.	8 - 27	10 - 31

PITTSBURGH PenguIn

December 28, 1974
DATE

10,339
ATTENDANCE

PITTSBURGH - 3
HOME TEAM

ATLANTA - 3
VISITORS

W - 11 L - 16 T - 8

REFEREE Bob Meyers

LINESMEN Bob Hodges & John D'Amico

SCORE	GOAL (NO.) - ASSISTS ON ICE FOR - AGAINST	TIME	PENALTIES	TIME
0-1	A-Graves (3) (Lemieux)	1:08	A-Murray (Tripping)	4:04
	A-6,9,17,18,19 P-3,6,12,15,16		P-Stackhouse (Slashing)	5:43
1-1	P-Pronovost (15) (Burrows)	4:56	P-Schock (Tripping)	7:07
	P-4,18,19,22,26 A-3,4,12,14	PPG	P-Kelly (Misconduct)	10:25
2-1	P-Hadfield (11) (Apps, Pronovost)	16:53	A-Ecclestone (Elbowing)	13:45
	P-11,19,24,26 A-4,12,23	PPG	A-Price (Elbowing)	14:27
2-2	A-Richard (8) (Lysiak, Romanchych)	19:16	P-Arnason (Holding)	14:27
	A-6,12,15,16,21 P-2,3,16,17	PPG	A-Quinn (Hooking)	14:55
	None		P-Stackhouse (Tripping)	15:46
3-2	P-Larouche (11) (Campbell, Arnason)	13:53	A-Atlanta Bench	15:46
	P-3,6,9,10,22 A-6,9,18,19,21		P-Campbell (Charging)	18:46
3-3	A-Richard (9) (Lysiak)	18:30	A-Lemieux (Holding)	12:39
	A-3,4,14,15,18 P-4,10,19,22,24		P-Apps (Slashing)	14:42
			P-Hadfield (Hi-sticking)	17:13
			A-Leiter (Hooking)	18:41
			None	

NO.	PLAYER-SHOTS	1	2	3	TOT.	NO.	PLAYER-SHOTS	1	2	3	TOT.
30	INNESS	8	10	6	24	1	MYRE	11	10	12	33
29	HERRON - Did not play					30	BOUCHARD - Did not play				
2	PARADISE			1	1	3	QUINN				0
3	STACKHOUSE		1	3	4	4	PRICE				0
4	BURROWS		1		1	5	BENNETT				0
6	CAMPBELL		1	1	2	6	LEMIEUX	1	1		2
8	KEHOE	3	1	1	5	8	HARVEY	1			1
9	ARNASON	2		1	3	9	MCCREARY				0
10	LAROUCHE		2	1	3	12	LYSIAK		2		2
11	HADFIELD	2	1	1	4	14	ECCLESTONE		2		2
12	PRATT			2	2	15	RICHARD	5	1	2	8
15	MCMANAMA				0	16	LEITER				0
16	MORRISON				0	17	GRAVES	1			1
17	SCHOCK	3	1		4	18	COMEAU		2	2	4
18	MACDONALD	1		1	2	19	KEA		1	1	2
19	PRONOVOST	1		1	2	20	HEXTALL		1	2	3
22	KELLY	1	1		2	21	ROMANCHYCH	1			1
24	LAGACE		1		1	22	BIALOWAS	1			1
26	APPS				0	23	MURRAY				0
	TOTAL	13	10	13	36		TOTAL	10	10	7	27

SCORING					RECAP	HOME TEAM	VISITORS
TEAM	1	2	3	TOTALS	FINAL SCORE-GOALS ASSISTS	3 (5)	3 (4)
PITTSBURGH	2	0	1	3	PENALTIES PENALTIES IN MIN.	8 - 24	7 - 14
ATLANTA	2	0	1	3			

PITTSBURGH *Penguin*

December 30, 1974

9,216

DATE

ATTENDANCE

PITTSBURGH - 7

TORONTO - 5

W - 12 L - 16 T - 8

HOME TEAM

VISITORS

REFEREE Bryan Lewis

LINESMEN Matt Pavelich & Randy Mitton

SCORE	GOAL (NO.) - ASSISTS ON ICE FOR - AGAINST	TIME	PENALTIES	TIME
1-0	P-Kehoe (14) (Kelly, Schock)	8:44	T-Sittler (Hi-sticking)	5:14
	P-2,3,8,17,22 T-6,9,18,19,24		P-Lagace (Interference)	2:58
2-0	P-Larouche (12) (Kelly, Burrows)	10:14	T-Toronto Bench	8:44
	P-4,9,10,22,24 T-3,4,11,17,27		P-Kelly (Interference)	10:01
3-0	P-MacDonald (12) (Apps, Pronovost)	15:50	T-Ferguson (Major-Fight)	17:10
	P-4,18,19,24,26 T-7,10,12,16,21		P-Campbell (Major-Fight)	17:10
3-1	T-McDonald (7) (Ullman, McKenny)	11:48	T-Sittler (Roughing)	10:46
	T-6,7,9,18,27 P-2,6,11,17	PPG	P-Campbell (Roughing)	10:46
4-1	P-Kehoe (15) (Hadfield, Schock)	12:48	P-Paradise (Closing hand on puck)	14:31
	P-2,6,8,11,17 T-3,4,16,17,21			
4-2	T-Stoughton (10) (Glennie, Dunn)	16:50	P-Paradise (Holding)	17:06
	T-3,4,17,18,24 P-2,6,8,11,17			
4-3	T-McKenny (4) (Thompson, Ferguson)	17:10		
	T-7,10,12,18,24 P-3,6,8,11,17			
5-3	P-Schock (14) (Lagace, Hadfield)	5:27		
	P-4,8,11,17,24 T-15,18,23,24,27			
6-3	P-Hadfield (12) (Schock)	5:43		
	P-4,8,11,17,24 T-7,10,12,18,24			
6-4	T-Ellis (15) (Flett, Ullman)	8:07		
	T-6,9,16,19,21 P-2,4,18,19,26			
7-4	P-Pronovost (16) (Apps, Lagace)	13:46		
	P-4,18,19,24,26 T-6,9,18,19,24			
7-5	T-Sittler (15) (Ferguson, Salming)	16:37	T-7,10,12,21,27 P-2,4,19,24,26	

NO.	PLAYER-SHOTS	1	2	3	TOT.	NO.	PLAYER-SHOTS	1	2	3	TOT.
29	HERRON	7	12	16	35	1	WILSON	18	14	8	40
30	INNESS - Did not play					33	FAVELL - Did not play				
2	PARADISE		1		1	3	NEELY	2			2
3	STACKHOUSE		1		1	4	DUNN	1			1
4	BURROWS				0	6	ELLIS			4	4
6	CAMPBELL				0	7	MCDONALD		1		1
8	KEHOE	3	1		4	9	ULLMAN		2		2
9	ARNASON	1		1	2	10	FERGUSON	1			1
10	LAROUCHE	2			2	11	HAMMARSTROM	1			1
11	HADFIELD	2	1	1	4	12	THOMPSON		1	1	2
15	MCMANAMA				0	15	SABOURIN			3	3
16	MORRISON				0	16	SEILING		1	1	2
17	SCHOCK	2	1	1	4	17	STOUGHTON	1	4	2	7
18	MACDONALD	3	2	1	6	18	MCKENNY		1		1
19	PRONOVOST	1	3	2	6	19	FLETT	1	2	1	4
22	KELLY	4	4	1	9	21	SALMING		1	2	3
23	DEBENEDET	1		2	3	23	SHACK		1		1
24	LAGACE			2	2	24	GLENNIE		1	1	2
26	APPS	2	1		3	27	SITTLER			3	3
	TOTAL	21	15	11	47		TOTAL	7	15	18	40

SCORING					RECAP	HOME TEAM	VISITORS
TEAM	1	2	3	TOTALS	FINAL SCORE-GOALS ASSISTS		
PITTSBURGH	3	1	3	7		7 (13)	5 (10)
TORONTO	0	3	2	5	PENALTIES PENALTIES IN MIN.	6 - 12	4 - 8

PITTSBURGH Penguin

January 2, 1975
DATE

7,731
ATTENDANCE

PITTSBURGH - 6
HOME TEAM

MINNESOTA - 3
VISITORS

W - 13 L - 16 T - 8

REFEREE Bob Kilger

LINESMEN Gerrard Gauthier & Ray Scapinello

SCORE	GOAL (NO.) - ASSISTS ON ICE FOR - AGAINST	TIME	PENALTIES	TIME
0-1	M-Goldsworthy (22) (Hextall, Ahrens)	14:31	P-Schock (Kneeing)	2:07
	M-4,8,20,22,27 P-4,8,11,17,24		M-Hextall (Holding)	8:38
1-1	P-Pronovost (17) (MacDonald, Burrows)	8:50	P-Kelly (Cross-checking)	9:22
	P-4,18,19,24,26 M-2,5,9,11,16		M-Oliver (Slashing)	9:22
1-2	M-Oliver (11) (Goldsworthy, Reid)	11:41	M-O'Brien (Holding)	15:10
	M-4,8,10,17,20 P-2,18,19,22,26		M-Hextall (Roughing)	17:42
1-3	M-Boucha (12) (Gibbs, Oliver)	13:06	P-Campbell (Roughing)	17:42
	M-2,5,9,10,16 P-2,3,9,10,22		P-Lagace (Hi-sticking & Major - Fighting)	9:05
2-3	P-Larouche (13) (Arnason)	3:44	M-Parise (Hi-sticking & Major - Fighting)	9:05
	P-6,9,10,11,25 M-4,7,8,20,22		M-Oliver (Tripping)	9:23
3-3	P-Pronovost (18) (MacDonald, Apps)	8:01	P-Kelly (Elbowing)	4:41
	P-3,11,18,19,26 P-2,9,10,20	PPG	M-Goldsworthy (Holding)	7:51
4-3	P-Kelly (14) (Larouche, Burrows)	8:18	P-Campbell (Cross-checking)	19:48
	P-4,9,10,22,24 M-4,6,17,18,20		M-Ahrens (Misconduct, Game Misconduct & Bench minor)	19:48
5-3	P-Hadfield (13) (Kehoe, Owchar)	12:43		
	P-6,8,11,17,25 M-4,9,11,16,20			
6-3	P-Kehoe (16) (Schock)	19:12		
	P-6,8,11,17,25 M-4,9,11,16,20			

NO.	PLAYER-SHOTS	1	2	3	TOT.	NO.	PLAYER-SHOTS	1	2	3	TOT.
29	HERRON - Did not play					1	LOPRESTI - Did not play				
30	INNESS	10	12	7	29	30	MANIAGO	14	16	16	46
2	PARADISE	1			1	2	GIBBS	1		1	2
3	STACKHOUSE	1			1	4	AHRENS	1			1
4	BURROWS	2	1	1	4	5	O'BRIEN				0
6	CAMPBELL	2	2	1	5	6	LANGLAIS	1	3		4
8	KEHOE		1	2	3	7	DUNLOP		1	1	2
9	ARNASON		1	3	4	8	GOLDSWORTHY	3	3	3	9
10	LAROCHE	1	1	2	4	9	BOUCHA	1	2		3
11	HADFIELD	4		1	5	10	OLIVER	2	1		3
15	MCMANAMA		1	1	2	11	PARISE	1			1
16	MORRISON				0	16	DROUIN	1		1	2
17	SCHOCK		1	2	3	17	STANFIELD				0
18	MACDONALD		3		3	18	MARTINEAU		1		1
19	PRONOVOST	2	3	2	7	20	REID		2		2
22	KELLY	1	2	3	6	22	HEXTALL		1		1
24	LAGACE			2	2	24	HICKS			1	1
25	OWCHAR				0	27	FLESCH				0
26	APPS		1	1	2						
	TOTAL	14	17	21	52		TOTAL	11	14	7	32

SCORING					RECAP	HOME TEAM	VISITORS
TEAM	1	2	3	TOTALS	FINAL SCORE-GOALS ASSISTS		
PITTSBURGH	0	1	5	6	6 (10)		3 (6)
MINNESOTA	1	2	0	3	PENALTIES PENALTIES IN MIN.	7 - 17	11 - 41

PRONOVOST BOU MACDONALD BOU LAROCHE BOU

PITTSBURGH PENGUIN

January 4, 1974
DATE

10,937
ATTENDANCE

PITTSBURGH - 4
HOME TEAM

VANCOUVER - 3
VISITORS

W - 14 L - 16 T - 8

REFEREE John McCauley

LINESMEN Claude Bechard & Gerrard Gauthier

SCORE	GOAL (NO.) - ASSISTS ON ICE FOR - AGAINST	TIME	PENALTIES	TIME
1-0	P-Arnason (11) (Unassisted)	4:11	P-Campbell (Holding)	5:12
	P-6,9,10,22,25 V-3,12,20,22,27		V-DeMarco (Holding)	7:19
1-1	V-Lalonde (11) (Rochefort)	17:46	V-Pratt (Tripping)	9:25
	V-5,12,18,20,22 P-6,9,10,22,25		P-Lagace (Hooking)	14:04
2-1	P-Pronovost (19) (Apps, Stackhouse)	19:19	P-Kehoe (Holding)	1:05
	P-2,3,18,19,26 V-3,6,8,23,24		V-Vancouver Bench	2:25
3-1	P-Schock (15) (Kehoe)	19:36	P-Hadfield (Tripping)	5:40
	P-4,8,11,17,24 V-5,9,17,18,21		V-Grisdale (Interference)	10:09
3-2	V-Rochefort (8) (Lalonde, Boddy)	13:23	P-Owchar (Tripping)	14:14
	V-5,12,18,20,22 P-4,18,19,24,26		P-Hadfield (Elbowing)	6:14
4-2	P-Apps (16) (Lagace)	13:42	V-Dailey (Interference)	11:16
	P-4,18,19,24,26 V-3,6,8,23,24			
4-3	V-Lever (16) (Grisdale)	19:22		
	V-5,9,17,18,21 P-3,6,9,11,17			
	None			

NO.	PLAYER-SHOTS	1	2	3	TOT.	NO.	PLAYER-SHOTS	1	2	3	TOT.
29	HERRON - Did not play					1	SMITH	8	7	9	24
30	INNESS	9	9	11	29	30	LOCKETT - Did not play				
2	PARADISE				0	2	ROBITAILLE				0
3	STACKHOUSE	1			1	3	DAILEY	1		3	4
4	BURROWS				0	4	DEMARCO				0
6	CAMPBELL	2			2	5	PRATT				0
8	KEHOE				0	6	KEARNS				0
9	ARNASON	3		2	5	8	MEEHAN		2		2
10	LAROCHE			1	1	9	LEVER	1	2		3
11	HADFIELD	2	1		3	12	ROCHEFORT	1	3		4
15	MCMANAMA				0	17	SEDLBAUER	1		1	2
16	MORRISON				0	18	GRISDALE	1			1
17	SCHOCK	1	1	1	3	20	LALONDE	2		3	5
18	MACDONALD	1	1	1	3	21	GOULD	1	2	4	7
19	PRONOVOST	1	1	1	3	22	BODDY	1			1
22	KELLY		1	1	2	23	O'FLAHERTY	1	1		2
24	LAGACE		1		1	24	MONAHAN		1		1
25	OWCHAR		1	1	2	27	SNEPTS				0
26	APPS		1	1	2						
	TOTAL	11	8	9	28		TOTAL	10	11	11	32

SCORING					RECAP	HOME TEAM	VISITORS
TEAM	1	2	3	TOTALS	FINAL SCORE-GOALS ASSISTS		
PITTSBURGH	3	1	0	4		4 (4)	3 (4)
VANCOUVER	1	2	0	3	PENALTIES PENALTIES IN MIN.	6 - 12	5 - 10

PITTSBURGH PENGUIN

January 10, 1975
DATE

13,621
ATTENDANCE

ATLANTA - 3
HOME TEAM

PITTSBURGH - 3
VISITORS

W - 14 L - 17 T - 9

REFEREE Bryan Lewis

LINESMEN Ray Scapinello & Ryan Bozak

SCORE	GOAL (NO.) - ASSISTS ON ICE FOR - AGAINST	TIME	PENALTIES	TIME
0-1	A-Hextall (11) (Bennett, Harvey)	1:27	P-Burrows (Holding)	7:07
	A-3,5,7,8,20 P-4,8,11,17,25		A-Quinn (Hooking)	14:26
1-1	P-Arnason (13) (Larouche)	18:24	A-Price (Slashing)	0:34
	P-2,3,9,10,22 A-6,16,19,21,27		P-MacDonald (Hooking)	0:34
1-2	A-Vail (16) (Romanchych, Leiter)	4:38	P-Campbell (Tripping)	12:36
	A-6,16,19,21,27 P-3,6,9,10,22		P-Stackhouse (Tripping)	13:29
2-2	P-Kehoe (17) (Hadfield, Stackhouse)	19:45	None	
	P-2,3,8,11,17 A-3,5,7,8,20			
2-3	A-Vail (17) (Romanchych, Lemieux)	12:04		
	A-6,16,19,21,27 P-2,3,9,10,22			
3-3	P-Kelly (15) (Arnason, Larouche)	12:25		
	P-4,9,10,22,25 A-6,16,19,21,27			

NO.	PLAYER-SHOTS	1	2	3	TOT.	NO.	PLAYER-SHOTS	1	2	3	TOT.
29	HERRON - Did not play					1	MYRE	12	13	12	37
30	INNESS	11	12	18	41	30	BOUCHARD - Did not play				
2	PARADISE				0	2	GIBBS		1	3	4
3	STACKHOUSE	1		1	2	3	QUINN	1			1
4	BURROWS		2	1	3	4	PRICE		1		1
6	CAMPBELL	1			1	5	BENNETT	3	1		4
8	KEHOE		3	2	5	6	LEMIEUX	3	1	1	5
9	ARNASON	2	3	2	7	7	MANERY	1		1	2
10	LAROUCHE		1		1	8	HARVEY		3	2	5
11	HADFIELD	1		4	5	9	MCCREARY	1	1	1	3
15	MCMANAMA				0	12	LYSIAK			1	1
16	MORRISON				0	15	RICHARD		4	1	5
17	SCHOCK	1	1	1	3	16	LEITER				0
18	MACDONALD		3	3	6	17	GRAVES				0
19	PRONOVOST	2			2	18	COMEAU	2			2
22	KELLY			2	2	19	KEA				0
23	DEBENEDET	2			2	20	HEXTALL	2	1	2	5
25	OWCHAR			1	1	21	ROMANCHYCH				0
26	APPS	2		2	4	27	VAIL		1	1	2
	TOTAL	12	13	19	44		TOTAL	13	14	13	40

SCORING					RECAP	HOME TEAM	VISITORS
TEAM	1	2	3	TOTALS	FINAL SCORE-GOALS ASSISTS		
PITTSBURGH	1	1	1	3		3 (6)	3 (5)
ATLANTA	1	1	1	3	PENALTIES PENALTIES IN MIN.	2 - 4	4 - 8

PITTSBURGH *Penguin*

January 11, 1975
DATE

10,493
ATTENDANCE

PITTSBURGH - 6
HOME TEAM

CALIFORNIA - 3
VISITORS

W - 15 L - 17 T - 9

REFEREE Dave Newell

LINESMEN Ron Finn & Ryan Bozak

SCORE	GOAL (NO.) - ASSISTS ON ICE FOR - AGAINST	TIME	PENALTIES	TIME
1-0	P-Hadfield (15) (Kehoe, Schock) P-4,8,11,17,25 C-2,15,17,21,23	0:51	P-Stackhouse (Tripping) C-Pesut (Major-Fighting & Misconduct)	1:48 4:47
1-1	C-Patey (13) (B.Stewart, J.Stewart) C-4,6,9,17,23 P-3,4,5,15,16	3:51	P-Kelly (Major-Fighting)	4:47
1-2	C-Lavender (1) (Mott, Hampton) C-2,8,14,15,20 P-4,8,11,17,25	5:34	C-Williams (Slashing, Major-Fighting, Misconduct & Game Misconduct)	12:10
1-3	C-Gardner (7) (Hrechkosy) C-4,6,7,18,21 P-3,6,8,11,17	6:56	P-Campbell (Charging, Major-Fighting & Misconduct)	12:10
2-3	P-Stackhouse (7) (Unassisted) P-3,6,18,19,26 C-4,6,10,12,22	11:21	C-Johnston (Tripping)	14:51
3-3	P-Larouche (14) (Arnason) P-3,4,9,10,22 C-5,10,14,15,22	13:30	C-J.Stewart (Tripping) P-Owchar (High sticking)	18:41 5:52
4-3	P-MacDonald (13) (Apps, Pronovost) P-4,18,19,25,26 C-4,6,9,17,23	2:06	P-Campbell (Holding) C-Johnston (Tripping)	9:46 16:49
5-3	P-Larouche (15) (Kelly) P-3,9,10,11,22 C-4,6,8,20	3:37	P-Burrows (Elbowing) PPG C-Simmer (Tripping)	19:46 2:32
6-3	P-Arnason (14) (Larouche, Kelly) P-4,9,10,22,25 C-5,8,15,20,22	17:03	P-Campbell (Cross-checking)	9:17

NO.	PLAYER-SHOTS	1	2	3	TOT.	NO.	PLAYER-SHOTS	1	2	3	TOT.
30	INNESS - Did not play					27	MELOCHE	7	13	15	35
31	PLASSE	12	4	9	25	30	SIMMONS - Did not play				
3	STACKHOUSE	1		1	2	2	HAMPTON	1			1
4	BURROWS		1	1	2	4	B.STEWART	1			1
5	WILKINS				0	6	FRIG				0
6	CAMPBELL		1	1	2	7	GARDNER	1		1	2
8	KEHOE	3		1	4	8	LAVENDER	1			1
9	ARNASON	1	1	2	4	9	PATEY	3	1		4
10	LAROUCHE		3	2	5	10	SIMMER				0
11	HADFIELD	1	3	2	6	12	WILLIAMS				0
15	MCMANAMA				0	15	NIELSON	3			3
16	MORRISON				0	17	J.STEWART	2		2	4
17	SCHOCK	1	1	1	3	18	HRECHKOSY	1	1		2
18	MACDONALD			3	3	20	MOTT				0
19	PRONOVOST	2	2	2	6	21	WEIR	1	2	1	4
22	KELLY			2	2	22	JOHNSTON	1		1	2
23	DEBENEDET				0	23	MACADAM			2	2
25	OWCHAR		1		1	26	PESUT				0
26	APPS		1		1	14	SPRING			2	2
	TOTAL	9	14	18	41		TOTAL	15	4	9	28

SCORING					RECAP	HOME TEAM	VISITORS
TEAM	1	2	3	TOTALS	FINAL SCORE-GOALS ASSISTS		
PITTSBURGH	2	1	3	6		6 (8)	3 (5)
CALIFORNIA	3	0	0	3		9 - 32	10 - 50
						PENALTIES PENALTIES IN MIN.	

PITTSBURGH Penguin

January 15, 1975

7,554

DATE

ATTENDANCE

PITTSBURGH - 5

ATLANTA - 3

W - 16 L - 17 T - 9

HOME TEAM

VISITORS

REFEREE John McCauley

LINESMEN Matt Pavelich & Gordon Broseker

SCORE	GOAL (NO.) - ASSISTS ON ICE FOR - AGAINST	TIME	PENALTIES	TIME
1-0	P-Apps (18) (Pronovost, MacDonald)	0:43	A-Manery (Tripping)	5:54
	P-3,5,18,19,26 A-3,7,12,15,21		P-Stackhouse (Slashing)	13:20
1-1	A-Bennett (18) (Hextall, Harvey)	1:21	P-Campbell (Cross-checking)	13:29
	A-2,4,5,8,20 P-4,8,11,17,25		P-Kelly (Holding)	14:20
2-1	P-Larouche (16) (Unassisted)	8:20	P-Owchar (Tripping)	9:18
	P-4,9,10,22,25 A-5,6,8,18,19			
3-1	P-Schock (16) (Hadfield, Stackhouse)	18:27		
	P-3,5,8,11,17 A-3,5,7,8,20			
3-2	A-Hextall (12) (Richard, Harvey)	5:25		
	A-6,8,12,15,20 P-3,5,19,26	PPG		
3-3	A-Manery (5) (Quinn, Hextall)	11:08		
	A-3,5,7,8,20 P-3,4,19,26	PPG		
4-3	P-Pronovost (21) (MacDonald, Apps)	11:36		
	P-4,18,19,25,26 A-3,5,7,8,18			
5-3	P-Arnason (15) (Kelly, Larouche)	15:05		
	P-3,5,9,10,22 A-6,16,17,19,27			

NO.	PLAYER-SHOTS	1	2	3	TOT.	NO.	PLAYER-SHOTS	1	2	3	TOT.
30	INNESS	8	10	5	23	1	MYRE	16	12	17	45
31	PLASSE - Did not play					30	BOUCHARD - Did not play				
3	STACKHOUSE			1	1	2	GIBBS				0
4	BURROWS	1	2	1	4	3	QUINN		1		1
5	WILKINS				0	4	PRICE				0
6	CAMPBELL				0	5	BENNETT	3			3
8	KEHOE	1		2	3	6	LEMIEUX				0
9	ARNASON	1		1	2	7	MANERY			1	1
10	LAROUCHE	1			1	8	HARVEY				0
11	HADFIELD	1	2	5	8	9	MCCREARY				0
15	MCMANAMA		1		1	12	LYSIAK	1		1	2
16	MORRISON	1	1		2	15	RICHARD	1		1	2
17	SCHOCK	3	1	2	6	16	LEITER	1	2	2	5
18	MACDONALD	2		1	3	17	GRAVES		3		3
19	PRONOVOST	3		1	4	18	COMEAU				0
22	KELLY	2		3	5	19	KEA	1			1
23	DEBENEDET				0	20	HEXTALL	1	2	1	4
25	OWCHAR	2	2		4	21	ROMANCHYCH	1	1		2
26	APPS	1	3	2	6	27	VAIL		2		2
	TOTAL	19	12	19	50		TOTAL	9	11	6	26

SCORING					RECAP	HOME TEAM	VISITORS
TEAM	1	2	3	TOTALS	FINAL SCORE: GOALS ASSISTS		
PITTSBURGH	3	0	2	5		5 (8)	3 (6)
ATLANTA	1	1	1	3	PENALTIES PENALTIES IN MIN.	4 - 8	1 - 2

PRONOVOST PCH WILKINS PCH BURROWS PGH

PITTSBURGH Penguin

January 18, 1975
DATE

13,403

ATTENDANCE

PITTSBURGH - 4
HOME TEAM

BOSTON - 4
VISITORS

W - 16 L - 17 T - 10

REFEREE Dave Newell

LINESMEN Randy Mitton & Leon Stickle

SCORE	GOAL (NO.) - ASSISTS ON ICE FOR - AGAINST	TIME	PENALTIES	TIME
0-1	B-Bucyk (19) (Esposito, Orr)	6:36	P-Arnason (High sticking)	3:55
	B-4,7,9,10,19 P-2,3,9,11,17		P-Campbell (Roughing & Major - Fighting)	14:32
0-2	B-Marcotte (20) (Esposito)	15:29	B-Graham (Elbowing & Major - Fighting)	14:32
	B-4,7,8,20,21 P-2,3,18,19,26		B-Esposito (Tripping)	6:52
1-2	P-Kehoe (18) (Schock, Wilkins)	17:29	B-Edestrand (Holding)	14:08
	P-3,5,8,11,17 B-4,11,18,20,26		B-Marcotte (Misconduct)	12:28
2-2	P-Schock (17) (Kehoe, Stackhouse)	17:45	B-Edestrand (Hooking)	17:29
	P-3,5,8,11,17 B-4,7,8,21,23		P-Stackhouse (Tripping)	18:01
3-2	P-Larouche (17) (Wilkins & Plasse)	8:48		
	P-5,9,10,11,22 B-4,10,19,26	PPG		
3-3	B-Orr (26) (Unassisted)	9:02		
	B-4,6,11,26,28 P-5,6,9,10,22			
4-3	P-Pronovost (22) (MacDonald, Apps)	18:32		
	P-4,18,19,25,26 B-4,10,11,26,28			
4-4	B-O'Reilly (9) (Bucyk, Sheppard)	0:35		
	B-4,6,9,19,24 P-4,8,11,17,25			

NO.	PLAYER-SHOTS	1	2	3	TOT.	NO.	PLAYER-SHOTS	1	2	3	TOT.
30	INNESS - Did not play					1	GILBERT	9	14	8	31
31	PLASSE	10	11	13	34	29	REECE - Did not play				
2	PARADISE				0	4	ORR	1	2	2	5
3	STACKHOUSE				0	6	EDESTRAND	1	1	1	3
4	BURROWS		1		1	7	ESPOSITO		2	1	3
5	WILKINS				0	8	HODGE		1	2	3
6	CAMPBELL	1			1	9	BUCKYK	4			4
8	KEHOE	1			1	10	VADNAIS			2	2
9	ARNASON	2		1	3	11	SAVARD	2	1		3
10	LAROCHE		2	1	3	18	MCKECHNIE				0
11	HADFIELD	1	3	2	6	19	SHEPPARD		1	1	2
15	MCMANAMA				0	20	SMITH		1		1
16	MORRISON				0	21	MARCOTTE	2		1	3
17	SCHOCK	1	3		4	22	STURGEON - Did not play				0
18	MACDONALD	1	4	1	6	23	SIMS	1		1	2
19	PRONOVOST	3	1		4	24	O'REILLY	1		1	2
22	KELLY	1	1	2	4	25	DOAK		1		1
25	OWCHAR				0	26	SARNER			2	2
26	APPS		1	1	2	28	GRAHAM		2		2
	TOTAL	11	16	8	35		TOTAL	12	12	14	38

SCORING					RECAP	HOME TEAM	VISITORS
TEAM	1	2	3	TOTALS	FINAL SCORE-GOALS ASSISTS		
PITTSBURGH	2	2	0	4		4 (8)	4 (5)
BOSTON	2	1	1	3	PENALTIES PENALTIES IN MIN.	4 - 11	6 - 23

PITTSBURGH Penguin

January 19, 1975
DATE

10,557
ATTENDANCE

WASHINGTON - 2
HOME TEAM

PITTSBURGH - 3
VISITORS

W - 17 L - 17 T - 10

REFEREE Art Skov

LINESMEN Leon Stickle & Doug Geiger

SCORE	GOAL (NO.) - ASSISTS ON ICE FOR - AGAINST	TIME	PENALTIES	TIME
	None		P-Pronovost (Hooking)	5:00
1-0	P-Schock (18) (Kehoe)	9:23	P-Campbell (Tripping)	14:54
	P-5,6,8,16,17 W-7,8,10,14,18		P-Wilkins (Tripping)	2:57
2-0	P-Campbell (1) (McManama)	17:41	W-Labre (Holding)	5:30
	P-5,6,15,16 W-2,12,14,16,23	SHG	P-Stackhouse (Tripping)	16:06
2-1	W-Atkinson (5) (Mohns, Dupere)	7:07	W-Lesuk (Hi-sticking)	0:55
	W-2,12,14,15,16 P-2,3,15,16	PPG	P-Pronovost (Hi-sticking)	0:55
3-1	P-Pronovost (23) (Apps, MacDonald)	13:46	P-Inness (Delay of game)	5:38
	P-4,18,19,25,26 W-4,7,15,22,24		W-Smith (Holding)	9:33
3-2	W-Williams (10) (Dupere, Lesuk)	19:01		
	W-2,12,14,15,20 P-5,6,9,10,22			

NO.	PLAYER-SHOTS	1	2	3	TOT.	NO.	PLAYER-SHOTS	1	2	3	TOT.
30	INNESS	6	17	11	34	30	LOW	11	16	10	37
31	PLASSE - Did not play					31	BELHUMEUR - Did not play				
2	PARADISE				0	2	MOHNS		1	1	2
3	STACKHOUSE		2		2	4	MIKKELSON	1		1	2
4	BURROWS	2			2	6	SMITH				0
5	WILKINS				0	7	LABRE				0
6	CAMPBELL		1	1	2	8	ANDERSON				0
8	KEHOE	1		1	2	9	KRYSKOW - Did not play				0
9	ARNASON	1	1	2	4	10	BROOKS	1	1	1	3
10	LAROUCHE		1		1	12	ATKINSON		2	2	4
11	HADFIELD		2	3	5	14	WILLIAMS		3	1	4
15	MCMANAMA				0	15	DUPERE	1	4	3	8
16	MORRISON		1		1	16	MORRISON MARSON		1		1
17	SCHOCK	1	1		2	18	COWICK		1		1
18	MACDONALD	1	1	1	3	19	LAFRAMBOISE	2	1	1	4
19	PRONOVOST	2	2	2	6	20	LESUK				0
22	KELLY	2	1		3	22	LALONDE		2	1	3
25	OWCHAR			2	2	23	BLOOM			1	1
26	APPS	1	4		5	24	NICHOLSON	1	1	1	3
	TOTAL	11	18	11	40		TOTAL	6	17	13	36

SCORING					RECAP	HOME TEAM	VISITORS
TEAM	1	2	3	TOTALS	FINAL SCORE-GOALS ASSISTS		
PITTSBURGH	0	2	1	3		2 (4)	3 (4)
WASHINGTON	0	0	2	2	PENALTIES PENALTIES IN MIN.	3 - 6	6 - 12

PITTSBURGH Penguin

January 22, 1975
DATE

7,730
ATTENDANCE

PITTSBURGH - 7
HOME TEAM

CALIFORNIA - 5
VISITORS

W - 18 L - 17 T - 10

REFEREE Dave Shewchyk

LINESMEN Randy Mitton & Willard Norris

SCORE	GOAL (NO.) - ASSISTS ON ICE FOR - AGAINST	TIME	PENALTIES	TIME
1-0	P-Kelly (16) (Schock, Stackhouse)	12:47	P-Stackhouse (Holding)	0:53
	P-3,11,17,19,22 C-4,9,17,26	PPG	C-Frig (Holding)	11:13
1-1	C-MacAdam (13) (Frig, Patey)	13:02	C-Simmons (Interference)	19:03
	C-4,6,9,17,23 P-5,6,8,15,17		P-Paradise (Tripping)	1:03
2-1	P-Wilkins (1) (Kehoe, McManama)	14:26	P-Kelly (Interference)	19:07
	P-5,6,8,15,17 C-6,14,22,23,26		P-Stackhouse (Interference)	6:30
3-1	P-Hadfield (16) (MacDonald, Stackhouse)	0:33	C-Weir (Tripping)	8:32
	P-3,11,18,19,26 C-4,6,8,20	PPG	C-Lavender (Slashing)	14:10
3-2	C-Weir (12) (Gardner, Spring)	2:12	P-Arnason (Tripping)	16:21
	C-2,7,14,21,22 P-3,4,15,16	PPG		
4-2	P-Pronovost (24) (Stackhouse, Wilkins)	6:57		
	P-3,5,18,19,26 C-9,15,17,23,26			
4-3	C-Hrechkosy (19) (Williams, Frig)	14:02		
	C-4,6,11,12,18 P-3,4,8,11,17			
5-3	P-Arnason (16) (Kelly)	5:59		
	P-3,5,9,10,22 C-4,6,11,12,18			
5-4	C-B.Stewart (3) (Huston, Hrechkosy)	12:59		
	C-4,6,11,12,18 P-5,6,9,10,22			
6-4	P-Pronovost (25) (Hadfield, MacDonald)	14:40		
	P-3,11,18,19,26 C-4,6,9,20	PPG		
6-5	C-MacAdam (14) (Patey, Gardner)	17:06		
	C-2,7,9,22,23 P-5,6,15,16	PPG		ENG
7-5	P-Schock (19) (Campbell, Kehoe)	19:38	P-5,6,8,11,17 C-2,8,9,22,23,26	

NO.	PLAYER-SHOTS	1	2	3	TOT.	NO.	PLAYER-SHOTS	1	2	3	TOT.
30	INNESS - Did not play				0	27	MELOCHE - Did not play				0
31	PLASSE	7	10	4	21	30	SIMMONS	23	8	10	41
2	PARADISE	2			2	2	HAMPTON				0
3	STACKHOUSE	2			2	4	B.STEWART			1	1
4	BURROWS	1	1	3	5	6	FRIG		1		1
5	WILKINS	2	1		3	7	GARDNER		1		1
6	CAMPBELL	1			1	8	LAVENDER				0
8	KEHOE	5		2	7	9	PATEY	1	3	1	5
9	ARNASON	1	1	2	4	11	HUSTON	1			1
10	LAROUCHE	2			2	12	WILLIAMS	1	1	1	3
11	HADFIELD	1	1		2	14	SPRING		2		2
15	MCMANAMA	1		1	2	15	NEILSON	1			1
16	MORRISON		1		1	17	J.STEWART		1		1
17	SCHOCK	1	1	2	4	18	HRECHKOSY	1	2	1	4
18	MACDONALD	2	1		3	20	MOTT				0
19	PRONOVOST	1	2	1	4	21	WEIR	1	1		2
22	KELLY	2	1	2	5	22	JOHNSTON	1			1
25	OWCHAR				0	23	MACADAM	1		1	2
26	APPS	1			1	26	PESIT			1	1
	TOTAL	25	10	13	48		TOTAL	8	12	6	26

SCORING					RECAP	HOME TEAM	VISITORS
TEAM	1	2	3	TOTALS	FINAL SCORE-GOALS ASSISTS		
PITTSBURGH	2	2	3	7		7 (13)	5 (10)
CALIFORNIA	1	2	2	5	PENALTIES PENALTIES IN MIN.	5 - 10	4 - 8

PITTSBURGH Penguin

January 25, 1975
DATE

13,403
ATTENDANCE

PITTSBURGH - 5
HOME TEAM

NEW YORK RANGERS - 2
VISITORS

W - 19 L - 17 T - 10

REFEREE Wally Harris

LINESMEN Bob Hodges & Bruce Garside

SCORE	GOAL (NO.) - ASSISTS ON ICE FOR - AGAINST	TIME	PENALTIES	TIME
0-1	NY-Stenkowski (16) (Butler, Park)	9:43	P-Campbell (Holding)	4:47
	NY-2,4,17,21,27 P-2,3,15,16	PPG	P-Wilkins (Hooking)	7:48
1-1	P-Kelly (17) (Arnason, Larouche)	10:20	NY-Stenkowski (Hooking)	16:51
	P-2,3,9,10,22 NY-6,8,16,19,25		NY-Giacomin (delay of game)	18:29
1-2	NY-Ratelle (21) (Sanderson)	13:45	NY-Irvine (Major-Fighting)	12:49
	NY-2,8,16,19,25 P-2,4,8,11,17		P-Campbell (Major-Fight)	12:49
2-2	P-MacDonald (14) (Pronovost)	0:55	P-Stackhouse (Tripping)	13:22
	P-3,4,18,19,26 NY-2,17,21,25,27		NY-Wilson (Interference)	17:42
3-2	P-Hadfield (17) (Schock, Kehoe)	1:18	None	
	P-5,6,8,11,17 NY-4,6,10,18,20			
4-2	P-Apps (19) (Campbell)	4:39		
	P-5,6,18,19,26 NY-4,6,17,21,27			
5-2	P-Larouche (18) (Kelly, Wilkins)	8:49		
	P-2,5,9,10,22 NY-2,15,21,23,27			

NO.	PLAYER-SHOTS	1	2	3	TOT.	NO.	PLAYER-SHOTS	1	2	3	TOT.
30	INNESS	15	7	7	29	1	GIACOMIN	11	9	7	27
31	PLASSE - Did not play					30	VILLEMURE - Did not play				
2	PARADISE				0	2	PARK	1		2	3
3	STACKHOUSE	2		1	3	4	GRESCHNER				0
4	BURROWS	1	2		3	5	ROLFE			1	1
5	WILKINS				0	6	MAROTTE				0
6	CAMPBELL	1			1	8	VICKERS	1		1	2
8	KEHOE	1	1		2	10	FAIRBAIRN	3	2		5
9	ARNASON				0	14	WILSON				0
10	LAROCHE	1		3	4	16	SANDERSON	1			1
11	HADFIELD	1	1		2	17	BUTLER	2			2
15	MCMANAMA				0	18	TKACZUK		1	1	2
16	MORRISON		1		1	19	RATELLE	2	2		4
17	SCHOCK		1	1	2	20	POLIS	1	1		2
18	MACDONALD	1	2		3	21	STEMKOWSKI	2	1	1	4
19	PRONOVOST	2	2	3	7	23	BEDNARSKI			1	1
22	KELLY		1		1	25	BEVERLEY	1			1
26	APPS			1	1	27	IRVINE	1			1
27	LAFRAMBOISE				0	15	MONAHAN				0
	TOTAL	12	11	9	32		TOTAL	17	7	7	31

SCORING					RECAP	HOME TEAM	VISITORS
TEAM	1	2	3	TOTALS	FINAL SCORE-GOALS ASSISTS		
PITTSBURGH	1	2	2	5		5 (8)	2 (3)
NEW YORK	2	0	0	2	PENALTIES PENALTIES IN MIN.	4 - 11	4 - 11

PITTSBURGH Penguin

January 26, 1975

16,461

DATE

ATTENDANCE

MONTREAL - 7

PITTSBURGH - 2

W - 19 L - 18 T - 10

HOME TEAM

VISITORS

REFEREE Alf Lejeune

LINESMEN Ron Finn & Gerrard Gauthier

SCORE	GOAL (NO.) - ASSISTS ON ICE FOR - AGAINST	TIME	PENALTIES	TIME
0-1	M-Mahovlich (23) (Unassisted)	9:24	P-Wilkins (Holding)	0:40
	M-10,19,20,22,26 P-2,4,9,10,27		M-Shutt (Tripping)	6:19
0-2	M-Lafleur (35) (Lemaire, Mahovlich)	15:21	P-Pronovost (Tripping)	10:15
	M-5,10,11,20,25 P-4,6,16,17	PPG	P-Campbell (Roughing)	10:15
0-3	M-Wilson (13) (Unassisted)	15:46	M-Risebrough (Roughing)	10:15
	M-5,17,23,24 P-3,4,19,26		P-Wilkins (Cross-checking)	14:02
0-4	M-Lafleur (36) (Gainey, Wilson)	18:51	M-Bouchard (Cross-checking)	17:33
	M-5,10,17,23,24 P-4,6,9,10,22		M-Tremblay (Hooking)	1:29
1-4	P-Stackhouse (8) (Hadfield)	3:24	P-Burrows (Holding)	12:38
	P-3,4,11,17 M-5,10,11,20,25	SHG	P-Plasse (Slashing)	14:15
2-4	P-Larouche (19) (Hadfield, Kehoe)	11:02	M-Lambert (Hi-sticking)	14:15
	P-2,8,10,11,22 M-5,6,21,24	PPG	P-Campbell (Tripping)	1:29
2-5	M-Lafleur (37) (Gainey)	11:28	M-Lambert (Holding)	9:37
	M-10,17,18,19,23 P-2,4,9,10,22		P-Wilkins (Tripping)	11:41
2-6	M-Lafleur (38) (Robinson, Gainey)	11:49	M-Lambert (Holding)	14:15
	M-10,17,18,19,23 P-4,6,15,16	PPG	P-Wilkins (Tripping)	16:34
2-7	M-Mahovlich (24) (Unassisted)	12:19	P-Plasse (Slashing)	17:38
	M-10,18,19,20,22 P-2,3,18,19,26		M-Gainey (Slashing)	17:38
			P-Wilkins (Misconduct)	20:00

NO.	PLAYER-SHOTS	1	2	3	TOT.	NO.	PLAYER-SHOTS	1	2	3	TOT.
30	INNESS - Did not play					1	LAROCQUE	10	7	11	28
31	PLASSE	9	8	9	26	29	DRYDEN - Did not play				
2	PARADISE				0	5	LAPOINTE				0
3	STACKHOUSE		1	1	2	6	ROBERTS	1			1
4	BURROWS	2	1	1	4	8	RISEBROUGH				0
5	WILKINS			1	1	10	LAFLEUR	1	3	4	8
6	CAMPBELL		2		2	11	LAMBERT	1	2		3
8	KEHOE	2		1	3	12	COURNOYER		1		1
9	ARNASON	1			1	14	TREMBLAY				0
10	LAROCHE	1		1	2	17	WILSON	2	1	1	4
11	HADFIELD			2	2	18	SAVARD			2	2
15	MCMANAMA			1	1	19	ROBINSON	1			1
16	MORRISON	1			1	20	MAHOVLICH	2	3	2	7
17	SCHOCK		1	1	2	21	SATHER			1	1
18	MACDONALD	2			2	22	SHUTT	2			2
19	PRONOVOST		1	1	2	23	GAINEY				0
22	KELLY	1			1	24	AWREY				0
26	APPS		3		3	25	LEMAIRE	1		1	2
27	LAFRAMBOISE			1	1	26	BOUCHARD			1	1
	TOTAL	10	9	11	30		TOTAL	11	10	12	33

SCORING					RECAP	HOME TEAM	VISITORS
TEAM	1	2	3	TOTALS	FINAL SCORE-GOALS ASSISTS		
PITTSBURGH	0	0	2	2	7 (7)		2 (3)
MONTREAL	2	2	3	7	PENALTIES PENALTIES IN MIN.	8 - 16	11 - 30

JK

PITTSBURGH Penguins

January 29, 1975
DATE

12,087
ATTENDANCE

PITTSBURGH - 6 CHICAGO - 1 W - 20 L - 18 T - 10
HOME TEAM VISITORS

REFEREE Wally Harris LINESMEN Leon Stickle & Willard Norris

SCORE	GOAL (NO.) - ASSISTS ON ICE FOR - AGAINST	TIME	PENALTIES	TIME
0-1	C-Redmond (9) (Unassisted)	17:19	P-Paradise (Tripping)	5:00
	C-6,14,15,20,21 P-5,6,18,19,26		C-Boldirev (Hooking)	13:36
1-1	P-Pronovost (26) (Unassisted)	1:55	P-Hadfield (Major-Fight)	13:36
	P-2,3,18,19,26 C-3,5,14,20,21		C-Russell (Major-Fight)	13:36
2-1	P-MacDonald (15) (Hadfield, Pronovost)	5:00	C-Boldirev (Holding)	18:57
	P-3,11,18,19,26 C-5,15,20,21	PPG	C-Magnuson (Holding)	4:39
3-1	P-Owchar (6) (Hadfield)	11:30	C-Magnuson (Hi-sticking & Major-Fight)	17:41
	P-4,8,11,17,25 C-4,7,8,10,15			
4-1	P-Stackhouse (9) (Hadfield, Schock)	19:49	P-Kelly (Hi-sticking & Match - Deliberate att. to injure)	17:41
	P-3,8,11,17 C-4,15,21	PPG		
5-1	P-Wilkins (2) (Schock)	9:03	C-Koroll (Hooking)	18:15
	P-5,6,16,17 C-5,7,10,12,20	SHG		
6-1	P-Hadfield (18) (Unassisted)	9:20	P-Paradise (Tripping)	11:09
	P-4,11,25,27 C-4,14,15,20,21	SHG		

NO.	PLAYER-SHOTS	1	2	3	TOT.	NO.	PLAYER-SHOTS	1	2	3	TOT.
30	INNESS	6	8	14	28	1	VEISOR - Did not play				
31	PLASSE - Did not play					35	ESPOSITO	11	12	3	26
2	PARADISE				0	3	MAGNUSON				0
3	STACKHOUSE		3		3	4	JARRETT				0
4	BURROWS	1			1	5	RUSSELL	1	1		2
5	WILKINS	1		1	2	6	HOLT			1	1
6	CAMPBELL		1		1	7	MARTIN			1	1
8	KEHOE	1	1		2	8	PAPPIN			1	1
9	ARNASON	1	1		2	10	HULL	2	1	1	4
10	LARUCHE	1			1	11	MARKS	2		1	3
11	HADFIELD		2	2	4	12	BOLDIREV		3		3
16	MORRISON				0	14	GAGNON			1	1
17	SCHOCK				0	15	REDMOND	1		2	3
18	MACDONALD	1	1	1	3	17	DAIGLE		1	1	2
19	PRONOVOST	1	2		3	18	ROTA		2	1	3
22	KELLY	2	1		3	20	KOROLL			1	1
25	OWCHAR		1		1	21	MIKITA	1		2	3
26	APPS	2	3		5	22	MULVEY			1	1
27	LAFRAMBOISE			1	1	23	BORDELEAU				0
	TOTAL	11	16	5	32		TOTAL	7	8	14	29

SCORING					RECAP	HOME TEAM	VISITORS
TEAM	1	2	3	TOTALS	FINAL SCORE-GOALS ASSISTS		
PITTSBURGH	0	4	2	6		6 (6)	1 (0)
CHICAGO	1	0	0	1		5 - 21	7 - 20
						PENALTIES	
						PENALTIES IN MIN.	

PITTSBURGH Penguin

February 1, 1975
DATE

18,238
ATTENDANCE

ST. LOUIS - 4
HOME TEAM

PITTSBURGH - 4
VISITORS

W - 20 L - 19 T - 11

REFEREE John McCauley

LINESMEN John Brown & Matt Pavelich

SCORE	GOAL (NO.) - ASSISTS ON ICE FOR - AGAINST	TIME	PENALTIES	TIME
0-1	SL-Hess (8) (Sacharuk, Palazzari)	15:50	SL-Unger (Hi-Sticking)	3:20
	SL-2,7,14,21,23 P-2,4,19,26	PPG	SL-Gassoff (Roughing &	
1-1	P-Arnason (17) (Stackhouse, Apps)	18:28	10 min. misconduct)	3:47
	P-3,9,11,18,26 SL-3,8,9,21	PPG	P-Campbell (Roughing)	11:22
1-2	SL-Berenson (7) (Bailey)	0:39	SL-Unger (Roughing)	11:22
	SL-2,7,9,24,25 P-4,6,16,17	PPG	P-Stackhouse (Holding)	15:12
2-2	P-Apps (20) (Unassisted)	5:12	SL-Thomson (Slashing)	16:57
	P-5,6,18,19,26 SL-2,9,18,20,23		P-Wilkins (Slashing)	19:19
2-3	SL-Palazzari (9) (Larose, Berenson)	10:54	SL-Gassoff (Roughing)	3:03
	SL-9,12,14,22,23 P-2,3,9,10,11		SL-Thomson (Major-Fight &	
2-4	SL-Palazzari (10) (Collins, Berenson)	11:28	Misconduct)	6:04
	SL-9,14,21,22,23 P-4,5,9,10,27		P-Campbell (Major-Fight &	
3-4	P-Hadfield (19) (Schock, Morrison)	15:01	Misconduct)	6:04
	P-3,4,11,16,17 SL-2,3,7,12,27		SL-Bailey (Hooking)	7:48
4-4	P-Stackhouse (10) (Larouche, Hadfield)	19:16	SL-Thomson (Major-Fight)	11:12
	P-3,4,9,10,11,17 SL-3,7,8,9,27		P-Campbell (Major-Fight)	11:12
			P-Wilkins (Game misconduct)	11:12

NO.	PLAYER-SHOTS	1	2	3	TOT.	NO.	PLAYER-SHOTS	1	2	3	TOT.
30	INNESS	7	5	7	19	1	JOHNSTON	7	6	7	20
31	PLASSE - Did not play					29	BELANGER - Did not play				
2	PARADISE				0	2	SACHARUK	1	1		2
3	STACKHOUSE	1		1	2	3	GASSOFF				0
4	BURROWS				0	4	AFFLECK	1			1
5	WILKINS	2			2	7	UNGER				0
6	CAMPBELL	1		1	2	8	BA. PLAGER			1	1
9	ARNASON	1			1	9	BERENSON		1	2	3
10	LAROUCHE	1	1		2	12	LAROSE	1		1	2
11	HADFIELD	1		2	3	14	PALAZZARI		3		3
15	MCMANAMA				0	16	PLANTE	1		1	2
16	MORRISON		1		1	18	THOMSON				0
17	SCHOCK		1	1	2	20	MERRICK				0
18	MACDONALD		1	1	2	21	COLLINS		1		1
19	PRONOVOST	1		2	3	22	WILSON				0
25	OWCHAR				0	23	HESS	2			2
26	APPS		3	1	4	25	LEFLEY	1	1		2
27	LAFRAMBOISE				0	27	PATRICK		1		1
						24	BAILEY	1		2	3
	TOTAL	8	7	9	24		TOTAL	8	8	7	23

SCORING					RECAP	HOME TEAM	VISITORS
TEAM	1	2	3	TOTALS	FINAL SCORE-GOALS ASSISTS		
PITTSBURGH	1	1	2	4	4 (7)	4 (6)	
ST. LOUIS	1	3	0	4	PENALTIES PENALTIES IN MIN.	10 - 42	7 - 36

TSBURGH Penguin

February 12, 1975
DATE

12,884

ATTENDANCE

PITTSBURGH - 3
HOME TEAM

BUFFALO - 3
VISITORS

W - 23 L - 20 T - 12

REFEREE Bruce Hood

LINESMEN Bruce Garside & Claude Bechard

SCORE	GOAL (NO.) - ASSISTS ON ICE FOR - AGAINST	TIME	PENALTIES	TIME
1-0	P-Pronovost (31) (MacDonald, Apps)	1:04	B-Hajt (Tripping)	1:27
	P-4,18,19,26,28 B-4,6,7,11,14		P-Schock (Tripping)	4:38
1-1	B-Gare (19) (Carriere)	4:01	P-Wilkins (Hi-sticking)	5:08
	B-5,18,20,21,23 P-5,6,9,10,11		B-Martin (Cross-checking)	5:08
2-1	P-Campbell (2) (Apps, MacDonald)	7:06	B-Korab (Hi-sticking)	12:07
	P-5,6,18,19,26 B-4,6,7,8,14		B-Korab (Cross-checking)	2:32
2-2	B-Martin (32) (Robert, Luce)	19:44		
	B-4,6,7,14,20 P-2,3,19,22,26			
3-2	P-Kehoe (19) (Schock & Campbell)	11:16		
	P-5,6,8,17,22 B-9,16,21,22,24			
3-3	B-Gare (20) (Guevremont, Luce)	18:48		
	B-8,10,17,18,20,22 P-3,4,11,16,17			

NO.	PLAYER-SHOTS	1	2	3	TOT.	NO.	PLAYER-SHOTS	1	2	3	TOT.
30	INNESS - Did not play					29	BROMLEY	14	13	12	39
31	PLASSE	11	11	10	32	30	FARR - Did not play				
2	PARADISE				0	4	KORAB			2	2
3	STACKHOUSE		2	1	3	5	FOGOLIN				0
4	BURROWS				0	6	SCHOENFELD		1		1
5	WILKINS	1			1	7	MARTIN	1	3		4
6	CAMPBELL		2		2	8	LORENTZ				0
8	KEHOE	2		3	5	9	DUDLEY		1	1	2
9	ARNASON	1	1		2	10	RAMSAY	1	1	2	4
10	LAROUCHE	1	2		3	11	PERREAULT	1	1	1	3
11	HADFIELD	1		2	3	14	ROBERT	2		3	5
16	MORRISON				0	16	MCNAB		1		1
17	SCHOCK	2	1	1	4	17	STANFIELD	1			1
18	MACDONALD	2	2	1	5	18	GARE	2	2		4
19	PRONOVOST	2	3	2	7	20	LUCE	1	2	1	4
22	KELLY	1		2	3	21	SPENCER				0
26	APPS			1	1	22	GUEVREMONT	1		1	2
27	LAFRAMBOISE				0	23	CARRIERE		1		1
28	FAUBERT	1	1		2	24	HAJT	1			1
	TOTAL	15	14	13	42		TOTAL	11	13	11	35

SCORING					RECAP	HOME TEAM	VISITORS
TEAM	1	2	3	TOTALS	FINAL SCORE-GOALS ASSISTS		
PITTSBURGH	1	1	1	3		3 (6)	3 (5)
BUFFALO	0	2	1	3		2 - 4	4 - 8

PITTSBURGH Penguin

February 15, 1975
DATE

16,485
ATTENDANCE

TORONTO - 3
HOME TEAM

PITTSBURGH - 8
VISITORS

W - 24 L - 20 T - 12

REFEREE Ron Hoggarth

LINESMEN Bruce Garside & Bob Hodges

SCORE	GOAL (NO.) - ASSISTS ON ICE FOR - AGAINST	TIME	PENALTIES	TIME
1-0	P-Kehoe (20) (Unassisted)	4:56	T-Stoughton (Holding)	0:25
	P-5,6,8,17,27 T-11,14,16,17,18		P-Paradise (Charging)	6:02
1-1	T-Williams (5) (Sittler, Ferguson)	8:05	P-Wilkins (Hooking)	16:46
	T-10,18,21,22,27 P-2,5,6,11,27		T-Williams (delay of game)	5:33
2-1	P-MacDonald (20) (Apps)	13:31	T-McKenny (Interference)	11:25
	P-2,3,18,19,26 T-4,9,15,21,25		P-Kelly (Hooking)	13:37
3-1	P-Kehoe (21) (Hadfield, Schock)	4:32	P-Kehoe (Tripping)	2:59
	P-5,6,8,11,17 T-4,9,12,15,21		P-Burrows (Interference)	11:59
4-1	P-Arnason (21) (Larouche, Stackhouse)	5:33	P-Laframboise (Tripping)	17:42
	P-2,3,9,10,22 T-10,16,22,24,27			
4-2	T-Ferguson (12) (Sittler, Glennie)	9:11		
	T-10,18,22,24,27 P-4,8,17,27,28			
5-2	P-Kehoe (22) (Larouche, Morrison)	5:11		
	P-2,8,9,10,16 T-11,14,17,18,21			
6-2	P-Kelly (18) (Arnason)	5:27		
	P-2,3,9,10,22 T-9,15,16,24,25			
7-2	P-Hadfield (20) (Unassisted)	12:27		
	P-5,6,11,17 T-10,11,18,22,27	SHG		
7-3	T-Ferguson (13) (Williams, Sittler)	18:44		
	T-10,18,21,22,27 P-5,6,16,17	PPG		
8-3	P-Kelly (19) (Larouche)	19:16		
	P-2,3,9,10,22 T-4,11,14,16,27			
	Hamel replaced Favell 5:27/3 behind 6-2			

NO.	PLAYER-SHOTS	1	2	3	TOT.	NO.	PLAYER-SHOTS	1	2	3	TOT.
30	INNESS	8	12	13	33	31	HAMEL			6	6
31	PLASSE - Did not play					33	FAVELL	7	10	2	19
2	PARADISE				0	4	DUNN				0
3	STACKHOUSE	1	1		2	6	ELLIS - Did not play				
4	BURROWS			2	2	9	ULLMAN			1	1
5	WILKINS	1			1	10	FERGUSON		1	3	4
6	CAMPBELL				0	11	HAMMARSTROM	1	1	3	5
8	KEHOE	2	1	1	4	12	THOMPSON	1		1	2
9	ARNASON	2	1	3	6	14	KEON		1	2	3
10	LAROUCHE		3		3	15	SABOURIN		1		1
11	HADFIELD	1	1	1	3	16	SEILING		2		2
16	MORRISON				0	17	STOUGHTON	1	2	1	4
17	SCHOCK				0	18	MCKENNY		2	1	3
18	MACDONALD	1		1	2	21	SALMING	1		1	2
19	PRONOVOST		1		1	22	WILLIAMS	1			1
22	KELLY		2	3	5	23	SHACK				0
26	APPS		1	1	2	24	GLENNIE				0
27	SITTLER Laframboise	1	1		2	25	SYKES	1			1
28	FAUBERT				0	27	SITTLER	3	3		6
	TOTAL	9	12	12	33		TOTAL	9	13	14	36

SCORING					RECAP	HOME TEAM	VISITORS
TEAM	1	2	3	TOTALS	FINAL SCORE-GOALS ASSISTS		
PITTSBURGH	2	2	4	8		3 (6)	8 (9)
TORONTO	1	1	1	3	PENALTIES PENALTIES IN MIN.	3 - 6	6 - 12

PITTSBURGH *Penguin*

FEBRUARY 19, 1975

12,762

DATE

ATTENDANCE

PITTSBURGH 2

LOS ANGELES KINGS 2

W-25 L-20 T-13

HOME TEAM

VISITORS

REFEREE Dave Shewchyk(17)

LINESMEN Randy Mitton(43) & Leon Stickle(23)

SCORE	GOAL (NO.) - ASSISTS ON ICE FOR - AGAINST	TIME	PENALTIES	TIME
1-0	P-Pronovost(32) (Apps & Wilkins)	3:01	P-Paradise(Highsticking)	11:46
	P-5-6-18-19-26 LA-2-3-7-12-14		LA-CARR(Holding)	14:55
1-1	LA-Goring(21) (Widing)	11:22	P-Hadfield(Boarding)	9:58
	LA-5-9-15-19-27 P-5-6-16-17	PPG	P-Paradise(Highsticking)	13:39
2-1	P-Hadfield(21)(Schock & Stackhouse)	14:47	LA-Murdoch(Hooking)	14:01
	P-3-8-11-17-22 LA-2-3-7-11	PPG	P-Schock(Tripping)	15:10
2-2	LA-Maloney(22) (Murdoch)	18:55	LA-Carr(Interference)	18:56
	LA-5-9-15-19-27 P-3-4-11-17	PPG	LA-Maloney(Tripping)	6:14
			LA-Berry(Holding)	14:21
			P-Paradise(Hooking)	15:04
			P-Campbell(Elbowing)	17:58
			P-Campbell(Bench Minor)	18:55

NO.	PLAYER-SHOTS	1	2	3	TOT.	NO.	PLAYER-SHOTS	1	2	3	TOT.
30	INNESS	6	7	6	19	1	EDWARDS				
31	PLASSE					30	VACHON	10	10	11	31
2	PARADISE		1		1	2	HARPER	1			1
3	STACKHOUSE			1	1	3	BROWN				
4	BURROWS			1	1	4	HUTCHISON				
5	WILKINS					5	MURDOCH		1	2	3
6	CAMPBELL		1	1	2	6	KANNEGIESSER		1		1
8	KEHOE	1			1	7	MURPHY	2		2	4
9	ARNASON	3	2	1	6	9	NEVIN	1		1	2
10	LAROUCHE		1		1	11	CORRIGAN				
11	HADFIELD	1	2	2	5	12	CARR	1	1		2
16	MORRISON					14	ST. MARSEILLE	1	1		2
17	SCHOCK					15	WIDING				
18	MACDONALD		1	2	3	17	WILLIAMS		1		1
19	PRONOVOST	4	1	2	7	18	BERRY				
22	KELLY	1	1	2	4	19	GORING		1		1
26	APPS	1			1	23	KOMADOSKI				
27	LAFRAMBOISE					24	KOZAK		1		1
28	FAUBERT					27	MALONEY		1	2	3
	TOTAL	11	10	12	33		TOTAL	6	8	7	21

SCORING					RECAP	HOME TEAM	VISITORS
TEAM	1	2	3	TOTALS	FINAL SCORE-GOALS ASSISTS	2--4	2--2
PITTSBURGH	1	0	1	2	PENALTIES PENALTIES IN MIN.	7--14	5--10
LOS ANGELES	0	1	1	2			

HADFIELD

VACHON

PRONOVOST

February 22, 1975

PITTSBURGH Penguin

13,404

DATE

ATTENDANCE

PITTSBURGH 3

ST. LOUIS BLUES 2

W-26 L-20 T-13

HOME TEAM

VISITORS

REFEREE Andy Van Hellemond (15)

LINESMEN Neil Armstrong (8) & Randy Shantz(41)

SCORE	GOAL (NO.) - ASSISTS ON ICE FOR - AGAINST	TIME	PENALTIES	TIME
1-0	P-Wilkins(3) (Kehoe & Schock)	15:35	B-Gassoff(Tripping)	3:24
	P-5-6-8-11-17 B-2-3-9-21-25		B- Larose(Elbowing)	18:48
2-0	P-MacDonald(21) (Pronovost & Apps)	7:07	P-Kelly(Elbowing)	18:48
	P-5-6-18-19-26 B-8-16-20-22-27		B-Unger(Hooking)	19:18
3-0	P-MacDonald(22) (Paradise & Apps)	6:32	P-Kelly(Holding)	12:32
	P-2-3-18-19-26 B-3-7-16-20-23		P-Schock(Hooking)	13:18
3-1	B-Collins(17) (Berenson & Plager)	10:32	P-Campbell(Highsticking &	
	B-2-8-9-21-25 P-2-3-16-17	PPG	2min-- Fighting)	16:43
3-2	B-Palazzari(11)(Merrick&Lukowich)	11:48	B-Palazzari(Highsticking &	
	B-8-14-17-20-22 P-3-4-9-10-22		2min-- Fighting)	16:43
			P-Hadfield(Slashing)	17:56
			B-Sacharuk(Interference)	17:56
			B-B.Plager(Misconduct)	17:56
			P-Campbell(Tripping)	8:59

NO.	PLAYER-SHOTS	1	2	3	TOT.	NO.	PLAYER-SHOTS	1	2	3	TOT.
30	INNESS					1	JOHNSTON	6	8	13	27
31	PLASSE	7	12	12	31	29	BELANGER				
2	PARADISE		1	1	2	2	SACHARUK	1	2	4	7
3	STACKHOUSE	1		1	2	3	GASSOFF			1	1
4	BURROWS		1		1	5	PLAGER,R.				
5	WILKINS	1			1	7	UNGER		2	1	3
6	CAMPBELL		1	1	2	8	PLAGER,B.			1	1
8	KEHOE		1	2	3	9	BERENSON		2	2	4
9	ARNASON			2	2	12	LAROSE	1	1		2
10	LAROUCHE	1		1	2	14	PALAZZARI			1	1
11	HADFIELD	1	1		2	16	PLANTE	1		1	2
16	MORRISON					17	LUKOWICH				
17	SCHOCK		3		3	19	DUPERE	1			1
18	MACDONALD	2	1	2	5	20	MERRICK	1	1	1	3
19	PRONOVOST			1	1	21	COLLINS			1	1
22	KELLY	1		2	3	22	WILSON				
25	OWCHAR					23	HESS		2		2
26	APPS			1	1	25	LEFLEY	1	2		3
27	LAFRAMBOISE					27	PATRICK	1		1	2
	TOTAL	7	9	14	30		TOTAL	7	12	14	33

SCORING					RECAP	HOME TEAM	VISITORS
TEAM	1	2	3	TOTALS	FINAL SCORE-GOALS ASSISTS		
PITTSBURGH	1	1	1	3	3--6		2--4
ST. LOUIS	0	0	2	2	PENALTIES PENALTIES IN MIN.	7--14	7--22

PLASSE

MACDONALD

APPS

PITTSBURGH *Penguin*

February 23, 1975
DATE

11,975
ATTENDANCE

PITTSBURGH - 1

DETROIT - 3

W - 26 L - 21 T - 13

HOME TEAM

VISITORS

REFEREE Bryan Lewis

LINESMEN Neil Armstrong & Randy Shantz

SCORE	GOAL (NO.) - ASSISTS ON ICE FOR - AGAINST	TIME	PENALTIES	TIME
	None		D-Giroux (Closing hand)	6:11
(0-1)	D-Dionne (34) (Unassisted)	13:26	P-Pronovost (Hooking)	8:04
	D-4,12,22 P-3,11,19,26	SHG	D-Bergman (Holding)	8:20
1-1	P-Arnason (23) (Wilkins, Kelly)	16:00	D-Hamel (Hooking)	8:48
	P-5,6,9,10,22 D-4,7,8,16,24		D-Kryskow (Hooking)	12:52
1-2	D-McKechnie (5) (Dionne)	13:53	P-Wilkins (Slashing)	17:03
	D-2,12,16,17,22 P-4,9,10,22,29		D-Bergman (Holding)	(12:12)
1-3	D-Hogaboam (5) (Korney)	19:44	D-Watson (Slashing)	13:12
	D-2,14,15,19,22 P-3,10,18,19,22,26	ENG	P-MacDonald (Slashing)	13:12
			D-Kryskow (Tripping)	4:27
			P-Paradise (Slashing)	9:23
			P-Paradise (Hi-sticking)	16:21

NO.	PLAYER-SHOTS	1	2	3	TOT.	NO.	PLAYER-SHOTS	1	2	3	TOT.
30	INNESS	4	7	10	21	1	RUTHERFORD	16	7	13	36
31	PLASSE - Did not play					30	MCKENZIE - Did not play				
2	PARADISE				0	2	BERGMAN		1	2	3
3	STACKHOUSE	1		1	2	4	CRASHLEY				0
4	BURROWS	1	2	1	4	5	HAMEL				0
5	WILKINS	2	2	2	6	7	KRYSKOW				0
6	CAMPBELL	1			1	8	MCCUTCHEON				0
8	KEHOE			1	1	11	MCKECHNIE		1	2	3
9	ARNASON		1		1	12	DIONNE	1	2	2	5
10	LAROUCHE	1		2	3	14	LIBETT			1	1
11	HADFIELD	2	1	2	5	15	HOGABOAM	1	1	1	3
16	MORRISON				0	16	BERGERON			1	1
17	SCHOCK		1		1	17	JARRY				0
18	MACDONALD	4	1	1	6	18	WATSON				0
19	PRONOVOST	1		1	2	19	KORNEY				0
22	KELLY				0	21	GRANT	1	2	1	4
26	APPS	3		2	5	22	GIROUX	1	1	2	4
27	LAFRAMBOISE				0	23	LOCHEAD				0
29	STUMPF				0	24	BATHE				0
	TOTAL	16	8	13	37		TOTAL	4	8	12	24

SCORING					RECAP	HOME TEAM	VISITORS
TEAM	1	2	3	TOTALS	FINAL SCORE-GOALS ASSISTS		
PITTSBURGH	0	1	0	1		1 (2)	3 (2)
DETROIT	0	1	2	3	PENALTIES PENALTIES IN MIN.	5 - 10	7 - 12

RUTHERFORD

PRONOVOST

DIONNE

WATSON

MACDONALD

DCH

PITTSBURGH *Penguin*

February 25, 1975
DATE

13,996

ATTENDANCE

BOSTON - 6

PITTSBURGH - 4

W - 26 L - 22 T - 13

HOME TEAM

VISITORS

REFEREE Wally Harris

LINESMEN Matt Pavelich & Gordon Broseker

SCORE	GOAL (NO.) - ASSISTS ON ICE FOR - AGAINST	TIME	PENALTIES	TIME
1-0	P-Pronovost (33) (Stackhouse, Paradise)	10:41	P-Wilkins (Holding)	4:19
	P-2, 3, 18, 19 B-6, 10, 18, 19		B-Savard (Holding)	9:14
1-1	B-Sheppard (22) (Schmautz, Orr)	17:49	P-Apps (Tripping)	9:35
	B-4, 9, 17, 19, 20 P-2, 8, 10, 11, 17		P-Plasse (Roughing)	12:52
2-1	P-Kehoe (23) (Schock)	4:45	B-Nowak (Roughing)	12:52
	P-2, 3, 8, 11, 17 B-4, 9, 17, 19, 20		P-Kelly (Major-Fighting)	15:07
3-1	P-Kelly (20) (Larouche, Arnason)	7:58	B-Nowak (Major-Fighting)	15:07
	P-5, 6, 9, 10, 22 B-10, 11, 21, 23, 24		P-Pronovost (Hooking)	9:34
3-2	B-Marcotte (25) (Savard)	14:59	P-Campbell (Major-Fighting)	19:23
	B-4, 10, 11, 21, 24 P-4, 9, 10, 22, 29		B-Nowak (Roughing & Major	
3-3	B-O'Reilly (11) (Savard, Marcotte)	18:07	Fight)	19:23
	B-4, 10, 11, 21, 24 P-4, 9, 10, 22, 29		P-Kehoe (Game misconduct)	19:23
4-3	P-Morrison (2) (Kelly, Laframboise)	18:14	P-Stumpf (Delay of game)	6:12
	P-4, 16, 22, 27, 29 B-4, 10, 11, 21, 24			
4-4	B-Vadnais (13) (Orr, Schmautz)	7:03		
	B-4, 9, 10, 17, 19 P-5, 6, 11, 17	PPG		
4-5	B-Nowak (9) (Vadnais, Sheppard)	10:55		
	B-6, 10, 17, 18, 19 P-5, 6, 10, 19, 22			
4-6	B-Savard (15) (O'Reilly)	12:23		
	B-6, 10, 11, 21, 24 P-4, 11, 16, 17, 29			

NO.	PLAYER-SHOTS	1	2	3	TOT.	NO.	PLAYER-SHOTS	1	2	3	TOT.
30	INNESS - Did not play					1	GILBERT	8	8	13	29
31	PLASSE	9	15	11	35	31	BRODERICK - Did not play				
2	PARADISE				0	4	ORR	2	2		4
3	STACKHOUSE			3	3	6	EDESTRAND				0
4	BURROWS				0	7	ESPOSITO	2		1	3
5	WILKINS				0	8	HODGE	1			1
6	CAMPBELL	1		1	2	9	BUCYK			3	3
8	KEHOE		2		2	10	VADNAIS		3	1	4
9	ARNASON			1	1	11	SAVARD		5	2	7
10	LAROCHE		1	3	4	12	CASHMAN		1		1
11	HADFIELD		2		2	14	FORBES				0
16	MORRISON		2	1	3	17	SCHMAUTZ	1	1	2	4
17	SCHOCK				0	18	NOWAK			1	1
18	MACDONALD	1	1	2	4	19	SHEPPARD	1			1
19	PRONOVOST	3	1		4	20	SMITH	2	1		3
22	KELLY	2	2	2	6	21	MARCOTTE	1	2	1	4
26	APPS	2			2	23	SIMS		1		1
27	LAFRAMBOISE				0	24	O'REILLY		1	3	4
29	STUMPF				0	28	ANDERSON				0
	TOTAL	9	11	13	33		TOTAL	10	17	14	41

SCORING					RECAP	HOME TEAM	VISITORS
TEAM	1	2	3	TOTALS	FINAL SCORE-GOALS ASSISTS	6 (10)	4 (7)
PITTSBURGH	1	3	0	4	PENALTIES PENALTIES IN MIN.	5 - 16	8 - 30
BOSTON	1	2	3	6			

PITTSBURGH *Penguin*

February 26, 1975

11,059

DATE

ATTENDANCE

PITTSBURGH 3

WASHINGTON CAPITALS 1

W-27 L-22 T-13

HOME TEAM

VISITORS

REFEREE Ron Wicks(4)

LINESMEN Willard Norris(21) & Swede Knox(33)

SCORE	GOAL (NO.) - ASSISTS ON ICE FOR - AGAINST	TIME	PENALTIES	TIME
1st	NONE		W-Smith(Interference)	4:47
1-0	P-Pronovost(34)(Paradise&Laframboise)	8:13	P-Pronovost(Highsticking)	6:56
	P-2-5-18-19-27 W-3-7-16-23-24		W-Marson(Holding)	10:22
(2-0)	P-Pronovost(35)(Laframboise&MacDonald)		P-Stumpf(Holding)	15:05
PPG	P-3-11-18-19-27 W-6-19-20-22	17sec	W-Jones(Hooking)	2:09
2-1	W-Anderson(5)(Gilbertson&Williams)	8:25	P-Hadfield(Holding)	4:04
	W-6-7-10-14-15 P-4-9-10-22-29		P-Stackhouse(Holding)	14:07
(3-1)	P-Pronovost(36)(Laframboise&MacDonald)		P-Kelly(Charging)	16:29
PPG	P-5-6-18-19-27 W-6-14-15-19	19:58	W-Labre(Holding)	19:36
			P-Hadfield(Tripping)	15:06
			W-Bloom(Hook & Slash)	18:30

NO.	PLAYER-SHOTS	1	2	3	TOT.	NO.	PLAYER-SHOTS	1	2	3	TOT.
30	INNESS	6	8	8	22	30	LOW				
31	PLASSE					31	BELHUMEUR	13	13	16	42
2	PARADISE					2	MOHNS				
3	STACKHOUSE	3	1	1	5	3	JOLY		1	1	2
4	BURROWS	1	1	1	3	6	SMITH				
5	WILKINS					7	LABRE	1		1	2
6	CAMPBELL	1		1	2	10	ANDERSON		1	1	2
8	KEHOE	1		2	3	12	ATKINSON				
9	ARNASON	3	3		6	14	WILLIAMS	1			1
10	LAROUCHE	1			1	15	GILBERTSON	1	1	1	3
11	HADFIELD	1			1	16	MARSON	1	1	1	3
15	MCMANAMA					18	JONES		1		1
16	MORRISON		1	1	2	19	LYNCH	1		1	2
17	SCHOCK			2	2	20	LESUK			2	2
18	MACDONALD		2	3	5	22	LALONDE				
19	PRONOVOST		2	4	6	23	BLOOM		1		1
22	KELLY	2	2	2	6	24	FULLAN		1	1	2
27	LAFRAMBOISE		1	1	2	26	WHITE	1	1		2
29	STUMPF		1		1						
	TOTAL	13	14	18	45		TOTAL	6	8	9	23

SCORING					RECAP	HOME TEAM	VISITORS
TEAM	1	2	3	TOTALS	FINAL SCORE-GOALS ASSISTS		
PITTSBURGH	0	1	2	3		3--6	1--2
WASHINGTON	0	0	1	1	PENALTIES PENALTIES IN MIN.	5--10	6--12

PRONOVOST

INNESS

LAFRAMBOISE

OFFICIAL REPORT OF MATCH

NHL GAME # 56


VANCOUVER CANUCKS vs PITTSBURGH PENGUINS
 Played in PITTSBURGH Rink, Date MARCH 1, 1975

HOME CLUB			VISITING CLUB		
No.		Y or N			Y or N
			Goal		
31	PLASSE, M.	Y		1	SMITH, G.
30	INNESS, G.	N	Sub-Goal	30	LOCKETT, K.
2	PARADISE, B.	Y	Defence	2	ROBITAILLE, M. A
3	STALKNOUSE, R.	Y	"	(4)	DEMARGO, A.
4	BURROWS, D.	Y	"	5	PRATT, T.
5	WILKINS, B.	Y	"	(18)	GRISDALE, J.
6	CAMPBELL, G.	Y	"		
			"	(7)	BOURRIAS, A. A
8	KENOE, R.	Y	"	8	MEEHAN, G.
9	ARNASON, C.	Y	Forward	(9)	LEVER, D.
10	LAROUCHE, P.	Y	"	(10)	VERVERBAERT, D.
11	HADFIELD, V.	Y	"	12	ROCHEFORT, L.
15	MEMANAMA, B.	N	"	14	ODDLEIFSON, G. A
16	MORRISON, L.	Y	"	15	BORDELEAU, P.
17	SCHUCK, R.	Y	"	20	LALONDE, B.
18	MACDONALD, L.	Y	"	21	GOULD, J.
19	PRONOVOST, J.	Y	"	22	BOODY, G.
22	KELLY, B.	Y	"	23	O'FLANERTY, G.
26	APPS, S.	Y	"	24	MONAHAN, G.
27	LAFRAMBOISE, P.	Y	"		

Game starting time 7:35 P.M. First period ended at 8:18 P.M. Second period started at 8:23 P.M. and ended at 9:12 P.M. Third period started at 9:27 P.M. and ended at 10:02 P.M.

Won by PITTSBURGH Score 7 to 3
 Official Scorer DAVE REYNOLDS Game Timekeeper BOB FERONS
 Penalty Timekeeper "SCOOPY" SAKSBURT
 Goal Judges JACK POWELL & GEORGE COULTAS
 Linesmen WILLARD NORRIS & RAY SCAPINELLO

REMARKS: LOCKETT REPLACED SMITH AT 7:45 OF FIRST PERIOD.

Signed  Referee
 Dave Reynolds Official-Scorer

SPECIAL INSTRUCTIONS

1. Be sure to indicate with the letter "Y" in the appropriate column all players who actually played in the game and indicate those who did not actually play with the "N". This is very important and essential information.
2. Any delay in starting the game longer than fifteen minutes after the advertised time should be reported, stating the cause of the delay and the club at fault. Any unusual incidents occurring in or affecting the conduct of the game should also be reported.
3. This report should be checked, signed and dispatched to National Hockey League, 920 Sun Life Building, by the quickest possible means.

VANGOUVER CANUCKS 3
VISITORS SCORE

at PITTSBURGH PENGUINS 7
HOME TEAM SCORE

NHL GAME # 567

Date MARCH 1, 1975

CLUB	SCORER	ASSISTANT SCORER		TIME	NUMBER OF PLAYS WHEN GOAL SCORE	
					VISITING TEAM	HOME TEAM
1st PERIOD						
P&H.	*CAMPBELL	*SCHOCK	*WILKINS	1:33	F 6	6
P&H.	*PARADISE	*LAROCHE	*ARNASON	5:48	I 6	6
P&H.	*KEHOE	—	—	7:22	5	6
P&H.	*PRONOVOST	*STACKHOUSE	*APPS	16:41	5	6
(Rockets replaced Smith at 7:45 of 1st period)						
2nd PERIOD						
P&H.	*LAFRAMBOISE	*SCHOCK	HADFIELD	10:40	5	6
VAN.	*D'FLANERTY	*MONAHAN	—	13:29	5	6
VAN.	*LALONDE	*ROBITAILLE	*PRATT	16:18	6	5
P&H.	*MACDONALD	*PRONOVOST	—	17:02	6	6
3rd PERIOD						
VAN.	*LEVER	VERVERGAERT	*BOUDRIAS	5:32	6	6
P&H.	HADFIELD	*SCHOCK	—	12:59	6	6

Official's Signature

Dave Reynolds


CODE OF SYMBOLS
 / Under "shot", a shot on goal.
 / Under "goal", a goal scored on shot.
 / Under "goal for", and "goal against", both teams even (but not necessarily full strength).
 X Under "goals for" and "goals against", the scoring team at a man advantage.
 O Under "goals for" and "goals against", the scoring team playing short-handed.

NATIONAL HOCKEY LEAGUE

OFFICIAL STATISTICS OF GAME

Valourie Canucks AT *Pittsburgh Penguins*

DATE *MARCH 1, 1935*



HOME TEAM	GOALTENDER	No.	GOALS AGAINST						EMPTY-NET GOALS AGAINST			TIME OF GOALTENDER REMOVAL FOR EXTRA FORWARD							
			1	2	3	4	5	6	1	2	3	Total	1	2	3	4	5	6	Total
<i>Valourie Canucks</i>	<i>Inness</i>	30	7	8	9	10	11	12	1	2	3	Total	1	2	3	4	5	6	Total
<i>Pittsburgh Penguins</i>	<i>Phasse</i>	31	7	8	9	10	11	12	1	2	3	Total	1	2	3	4	5	6	Total

PLAYER	No.	SHOTS			OT.	GOALS FOR						GOALS AGAINST											
		1st	2nd	3rd		1	2	3	4	5	6	1	2	3	4	5	6						
<i>Paradise</i>	2	1234	1234	1234	1234	7	8	9	10	11	12	1	2	3	4	5	6	7	8	9	10	11	12
<i>Smukhouse</i>	3	5678	5678	5678	5678	1	2	3	4	5	6	1	2	3	4	5	6	7	8	9	10	11	12
<i>Buccows</i>	4	1234	1234	1234	1234	1	2	3	4	5	6	1	2	3	4	5	6	7	8	9	10	11	12
<i>Wilkins</i>	5	1234	1234	1234	1234	1	2	3	4	5	6	1	2	3	4	5	6	7	8	9	10	11	12
<i>Campbell</i>	6	1234	1234	1234	1234	1	2	3	4	5	6	1	2	3	4	5	6	7	8	9	10	11	12
<i>Kehe</i>	8	1234	1234	1234	1234	1	2	3	4	5	6	1	2	3	4	5	6	7	8	9	10	11	12
<i>Johnson</i>	9	1234	1234	1234	1234	1	2	3	4	5	6	1	2	3	4	5	6	7	8	9	10	11	12
<i>Larouche</i>	10	1234	1234	1234	1234	1	2	3	4	5	6	1	2	3	4	5	6	7	8	9	10	11	12
<i>Hadfield</i>	11	1234	1234	1234	1234	1	2	3	4	5	6	1	2	3	4	5	6	7	8	9	10	11	12
<i>McMunnin</i>	15	1234	1234	1234	1234	1	2	3	4	5	6	1	2	3	4	5	6	7	8	9	10	11	12
<i>McDonson</i>	16	1234	1234	1234	1234	1	2	3	4	5	6	1	2	3	4	5	6	7	8	9	10	11	12
<i>Schock</i>	17	1234	1234	1234	1234	1	2	3	4	5	6	1	2	3	4	5	6	7	8	9	10	11	12
<i>MacDonald</i>	18	1234	1234	1234	1234	1	2	3	4	5	6	1	2	3	4	5	6	7	8	9	10	11	12
<i>Penovost</i>	19	1234	1234	1234	1234	1	2	3	4	5	6	1	2	3	4	5	6	7	8	9	10	11	12
<i>Kelly</i>	22	1234	1234	1234	1234	1	2	3	4	5	6	1	2	3	4	5	6	7	8	9	10	11	12
<i>Apps</i>	26	1234	1234	1234	1234	1	2	3	4	5	6	1	2	3	4	5	6	7	8	9	10	11	12
<i>LeFemmoise</i>	27	1234	1234	1234	1234	1	2	3	4	5	6	1	2	3	4	5	6	7	8	9	10	11	12

TEAM TOTALS *16* *18* *17* *51* *35* *14* *9* *10* *33* *14*

VISITING TEAM	GOALTENDER	No.	GOALS AGAINST						EMPTY-NET GOALS AGAINST			TIME OF GOALTENDER REMOVAL FOR EXTRA FORWARD							
			1	2	3	4	5	6	1	2	3	Total	1	2	3	4	5	6	Total
<i>Pittsburgh Penguins</i>	<i>Smith</i>	1	7	8	9	10	11	12	1	2	3	Total	1	2	3	4	5	6	Total
<i>Valourie Canucks</i>	<i>Lockett</i>	30	7	8	9	10	11	12	1	2	3	Total	1	2	3	4	5	6	Total

PLAYER	No.	SHOTS			OT.	GOALS FOR						GOALS AGAINST											
		1st	2nd	3rd		1	2	3	4	5	6	1	2	3	4	5	6						
<i>Robitaille</i>	2	1234	1234	1234	1234	1	2	3	4	5	6	1	2	3	4	5	6	7	8	9	10	11	12
<i>DeMarco</i>	4	1234	1234	1234	1234	1	2	3	4	5	6	1	2	3	4	5	6	7	8	9	10	11	12
<i>Beatt</i>	5	1234	1234	1234	1234	1	2	3	4	5	6	1	2	3	4	5	6	7	8	9	10	11	12
<i>Grisdale</i>	18	1234	1234	1234	1234	1	2	3	4	5	6	1	2	3	4	5	6	7	8	9	10	11	12
<i>Boudrias</i>	7	1234	1234	1234	1234	1	2	3	4	5	6	1	2	3	4	5	6	7	8	9	10	11	12
<i>Meehan</i>	8	1234	1234	1234	1234	1	2	3	4	5	6	1	2	3	4	5	6	7	8	9	10	11	12
<i>Levee</i>	9	1234	1234	1234	1234	1	2	3	4	5	6	1	2	3	4	5	6	7	8	9	10	11	12
<i>Veveergaert</i>	10	1234	1234	1234	1234	1	2	3	4	5	6	1	2	3	4	5	6	7	8	9	10	11	12
<i>Rocherdel</i>	12	1234	1234	1234	1234	1	2	3	4	5	6	1	2	3	4	5	6	7	8	9	10	11	12
<i>Doolerston</i>	14	1234	1234	1234	1234	1	2	3	4	5	6	1	2	3	4	5	6	7	8	9	10	11	12
<i>Bordeleau</i>	15	1234	1234	1234	1234	1	2	3	4	5	6	1	2	3	4	5	6	7	8	9	10	11	12
<i>Larouche</i>	20	1234	1234	1234	1234	1	2	3	4	5	6	1	2	3	4	5	6	7	8	9	10	11	12
<i>Gould</i>	21	1234	1234	1234	1234	1	2	3	4	5	6	1	2	3	4	5	6	7	8	9	10	11	12
<i>Boody</i>	22	1234	1234	1234	1234	1	2	3	4	5	6	1	2	3	4	5	6	7	8	9	10	11	12
<i>O'Leahery</i>	23	1234	1234	1234	1234	1	2	3	4	5	6	1	2	3	4	5	6	7	8	9	10	11	12
<i>Monahan</i>	24	1234	1234	1234	1234	1	2	3	4	5	6	1	2	3	4	5	6	7	8	9	10	11	12

NATIONAL HOCKEY LEAGUE

OFFICIAL REPORT OF MATCH

N.H.L. GAME # 570

PITTSBURGH vs. NEW YORK
 Played in MADISON SQUARE GARDEN Rink, Date MAR 2-1975

HOME CLUB			VISITING CLUB			
No.		Y or N			Y or N	
			Goal	31	PLASSE	Y
			Sub-Goal	30	INNESS	N
			Defence	2	PARADISE 'A'	Y
			"	3	STACKHOUSE	Y
			"	4	BURROWS 'A'	Y
			"	5	WILKINS	Y
			"	6	CAMPBELL	Y
			"			
			"			
			Forward	8	KEHOE	Y
			"	9	ARNASON	Y
			"	10	LAROCHE	Y
			"	11	HADFIELD	Y
			"	15	MC MANAMA	Y
			"	16	MORRISON	Y
			"	17	SCHOCK 'C'	Y
			"	18	MACDONALD	Y
			"	19	FRONOVOST	Y
			"	22	KELLY	Y
			"	26	APPS	Y
			"	27	LAFRAMBOISE	Y

Game starting time 7:05 P.M. First period ended at 7:41 P.M. Second period started at 7:57 P.M. and ended at 8:38 P.M. Third period started at 8:54 P.M. and ended at 9:39 P.M.
 Won by PITTSBURGH Score 8 to 6

Official Scorer.....ED AUBEL - JOE SCHAEFER Game Timekeeper BOB MCGOWAN
 Penalty Timekeeper ARTHUR REICHERT - SAUL MASLOW
 Goal Judges DOUG GEIGER - RAY SCAPINELLO
 Linesmen.....

REMARKS:

Signed Bruce Wood Referee
Frank Megaffan Official-Scorer

SPECIAL INSTRUCTIONS

1. Be sure to indicate with the letter "Y" in the appropriate column all players who actually played in the game and indicate those who did not actually play with the "N". This is very important and essential information.
2. Any delay in starting the game longer than fifteen minutes after the advertised time should be reported, stating the cause of the delay and the club at fault. Any unusual incidents occurring in or affecting the conduct of the game should also be reported.
3. This report should be checked, signed and dispatched to National Hockey League, 920 Sun Life Building, by the quickest possible means.

NATIONAL HOCKEY LEAGUE SCORE SHEET

NOTE:—Official Scorers.—Be particular to give credit for assists.

PITTSBURGH 8 at NEW YORK 6
VISITORS SCORE HOME TEAM SCORE
 Date MARCH 2-1975 NHL GAME # 570

CLUB	SCORER	ASSISTANT SCORER		TIME	NUMBER OF PLAYERS WHEN GOAL SCORED	
					VISITING TEAM	HOME TEAM
1st PERIOD						
PITTSBURGH	• LAFRAMBOISE	• HADFIELD	✓	3:17	F 6	5
PITTSBURGH	• PRONOVOST	• APPS	• WILKINS	7:03	I 6	6
NEW YORK	• RATELLE	• GILBERT	✓	11:32	P 5	6
NEW YORK	• IRVINE	• STEMKOWSKI	• HARRIS	15:46	T 6	6
NEW YORK	• POLIS	• MAROTTE	• GILBERT	18:31	L 6	6
2nd PERIOD						
NEW YORK	• POLIS	• GILBERT	• GRESCHNER	3:13	I 6	6
PITTSBURGH	• MORRISON	• McMANAMA	✓	8:12	P 6	6
PITTSBURGH	• HADFIELD	• PRONOVOST	✓	10:15	T 6	5
PITTSBURGH	• PRONOVOST	• APPS	• PARADISE	14:37	L 6	6
PITTSBURGH	• ARNASON	• SCHOCK	✓	17:32	I 6	6
3rd PERIOD						
NEW YORK	• POLIS	• GILBERT	• HARRIS	3:10	P 6	6
NEW YORK	• SANDERSON	• GILBERT	• ZANUSSI	5:26	T 6	6
PITTSBURGH	• HADFIELD	• KEHOE	✓	10:49	L 6	6
PITTSBURGH	• SCHOCK	• MORRISON	(EMPTY NET)	19:59	I 6	5

CODE OF SYMBOLS

- Under "shots", a shot on goal.
- ⊙ Under "shots", a goal scored on shot.
- Under "goals for" and "against", both teams even (but not necessarily full strength)
- ⊙ Under "goals for" and "against", the scoring team at a man advantage.
- ⊗ Under "goals for" and "against", the scoring team playing shorthanded.

NATIONAL HOCKEY LEAGUE
OFFICIAL STATISTICS
PITTSBURGH

HOME TEAM	GOALTENDER	No.	GOALS AGAINST												EMPTY-NET GOALS AGAINST			TIME OF GOALTENDER REMOVAL FOR EXTRA FORWARD		Total
			1	2	3	4	5	6	7	8	9	10	11	12	1	2	3	19:02	19:48	
	GIACOMINI	1	8	9	10	11	12	7	2	3	1	19:02	19:48							
			1	2	3	4	5	6	1	2	3									
			7	8	9	10	11	12												
PLAYER	No.	SHOTS				GOALS FOR	GOALS AGAINST				Total									
		1st	2nd	3rd	OT		1	2	3	4										
HARRIS	3	1234 5678	1234 5678	1234 5678	1234 5678	3	7	8	9	10	11	12	3	8	9	10	11	12	5	
GRESCHNER	4	1234 5678	1234 5678	1234 5678	1234 5678	2	8	9	10	11	12	4	9	10	11	12	4			
ROLFE	5	1234 5678	1234 5678	1234 5678	1234 5678	2	7	8	9	10	11	12	1	8	9	10	11	12	2	
MAROTTE	6	1234 5678	1234 5678	1234 5678	1234 5678	4	8	9	10	11	12	3	7	8	9	10	11	12	3	
ZANUSSI	24	1234 5678	1234 5678	1234 5678	1234 5678	5	7	8	9	10	11	12	1	7	8	9	10	11	12	1
		1234 5678	1234 5678	1234 5678	1234 5678		1	2	3	4	5	6		1	2	3	4	5	6	
GILBERT	7	1234 5678	1234 5678	1234 5678	1234 5678	3	8	9	10	11	12	5	7	8	9	10	11	12	3	
VICKERS	8	1234 5678	1234 5678	1234 5678	1234 5678	4	8	9	10	11	12	1	7	8	9	10	11	12	2	
FAIRBAIN	10	1234 5678	1234 5678	1234 5678	1234 5678	3	7	8	9	10	11	12	0	7	8	9	10	11	12	3
WILSON	14	1234 5678	1234 5678	1234 5678	1234 5678		1	2	3	4	5	6	0	7	8	9	10	11	12	0
SANDERSON	16	1234 5678	1234 5678	1234 5678	1234 5678	3	7	8	9	10	11	12	4	7	8	9	10	11	12	1
BUTLER	17	1234 5678	1234 5678	1234 5678	1234 5678	2	7	8	9	10	11	12	1	8	9	10	11	12	2	
TRACZUK	18	1234 5678	1234 5678	1234 5678	1234 5678	2	7	8	9	10	11	12	0	7	8	9	10	11	12	2
RATELLE	19	1234 5678	1234 5678	1234 5678	1234 5678	3	8	9	10	11	12	1	7	8	9	10	11	12	1	
POLIS	20	1234 5678	1234 5678	1234 5678	1234 5678	7	7	8	9	10	11	12	4	7	8	9	10	11	12	2
STEMKOWSKI	21	1234 5678	1234 5678	1234 5678	1234 5678	3	7	8	9	10	11	12	1	8	9	10	11	12	3	
IRVINE	27	1234 5678	1234 5678	1234 5678	1234 5678	2	7	8	9	10	11	12	1	7	8	9	10	11	12	5
		1234 5678	1234 5678	1234 5678	1234 5678		1	2	3	4	5	6		1	2	3	4	5	6	
TEAM TOTALS			12	12	24		48	1	30											

NATIONAL HOCKEY LEAGUE

ALL GAMES # 583

OFFICIAL REPORT OF MATCH


KANSAS CITY SCOUTS vs. **PITTSBURGH PENGUINS**
 Played in **KEMPER ARENA** Rink, Date **MARCH 5, 1975**

HOME CLUB			VISITING CLUB		
No.		Y or N			Y or N
	Goal			31 PLASSE	Y
	Sub-Goal			30 INNESS	N
	Defence			2 PARADISE "A"	Y
	"			3 STACKHOUSE	Y
	"			4 BURROWS "A"	Y
	"			5 WILKINS	Y
	"			6 CAMPBELL	Y
	"				
	"			8 KEHOE	Y
	Forward			9 ARNASON	Y
	"			10 LAROCHE	Y
	"			11 HADFIELD	Y
	"			15 McMANAMA	Y
	"			16 MORRISON	Y
	"			17 SCHOCK "C"	Y
	"			18 MACDONALD	Y
	"			19 PRONOVOST	Y
	"			20 ²² KELLY	Y
	"			26 APPS	Y
	"			27 LAFRAMBOISE	Y
	"				

Game starting time **7:35** P.M. First period ended at **8:13** P.M. Second period started at **8:29** P.M. and ended at **9:07** P.M. Third period started at **9:22** P.M. and ended at **9:58** P.M.

Won by **(TIE)** Score **4** to **4**
 Official Scorer **ROBERT GRAHAM** Game Timekeeper **IKE PEARSON**
 Penalty Timekeeper **BEN DUGGER**
 Goal Judges **BILL PEDERSEN - HOWARD BLANCHARD**
 Linesmen **JIM CHRISTISON - RYAN BOZAK**

REMARKS:

Signed  Referee
Robert Graham Official-Scorer

SPECIAL INSTRUCTIONS

1. Be sure to indicate with the letter "Y" in the appropriate column all players who actually played in the game and indicate those who did not actually play with the "N". This is very important and essential information.
2. Any delay in starting the game longer than fifteen minutes after the advertised time should be reported, stating the cause of the delay and the club at fault. Any unusual incidents occurring in or affecting the conduct of the game should also be reported.
3. This report should be checked, signed and dispatched to National Hockey League, 920 Sun Life Building, by the quickest possible means.

This Form must be mailed to the League Office immediately after each Game.

NATIONAL HOCKEY LEAGUE SCORE SHEET

NOTE:—Official Scorers.—Be particular to give credit for assists.

PITTSBURGH PENGUINS 4 at KANSAS CITY SCOUTS 4
VISITORS SCORE HOME TEAM SCORE

Date MARCH 5, 1975 RLL GAME # 588

CLUB	SCORER	ASSISTANT SCORER		TIME	NUMBER OF PLAYERS WHEN GOAL SCORED	
					VISITING TEAM	HOME TEAM
1st PERIOD						
PITTSBURGH	WILKINS	LAROCHE	ARNASON	3:35	F 6	6
KANSAS CITY	HUDSON	HUGHES	CROTEAU	9:37	T 6	6
PITTSBURGH	McMANAMA	MORRISON	LAFRAMBOISE	13:45	L 6	6
2nd PERIOD						
KANSAS CITY	PAIEMENT	HUDSON	CROTEAU	4:25	T 6	6
PITTSBURGH	ARNASON	—	—	10:01	L 6	5
KANSAS CITY	BURNS	NOLET	HUDSON	12:58	T 5	6
PITTSBURGH	STACKHOUSE	ARNASON	—	16:06	L 6	6
PITTSBURGH	KELLY	STACKHOUSE	ARNASON	16:06	L 6	5
3rd PERIOD						
KANSAS CITY	PAIEMENT	JOHNSTON	—	5:16	T 6	6

NATIONAL HOCKEY LEAGUE

OFFICIAL STATISTICS

PITTSBURGH PENGUINS

CODE OF SYMBOLS

- / — Under "shots", a shot on goal.
- ⊙ — Under "shots", a goal scored on shot.
- ⊖ — Under "goals for" and "against", both teams even (but not necessarily full strength).
- ⊕ — Under "goals for" and "against", the scoring team at a man advantage.
- X — Under "goals for" and "against", the scoring team playing shorthanded.

HOME TEAM	GOALKEEPER		GOALS AGAINST												EMPTY NET GOALS AGAINST			TIME OF GOALTENDER REMOVAL FOR EXTRA FORWARD						Total						
	Name	No.	7	8	9	10	11	12	=	1	2	3	Total																	
	HERRON	1	7	8	9	10	11	12	=	4	1	2	3	0							4									
	McDUFFE	30	7	8	9	10	11	12	=		1	2	3																	
PLAYER	No.	SHOTS				GOALS FOR												GOALS AGAINST						Total						
		1st	2nd	3rd	OT.	7	8	9	10	11	12	=	1	2	3	4	5	6	7	8	9	10	11		12	=				
McFARLAND	2	2 3 4 5 6 7 8	1 2 3 4 5 6 7 8	1 2 3 4 5 6 7 8	1 2 3 4 5 6 7 8	1	7	8	9	10	11	12	=	1	7	8	9	10	11	12	=	1	7	8	9	10	11	12	=	1
PATERSON	3	1 2 3 4 5 6 7 8	1 2 3 4 5 6 7 8	X 2 3 4 5 6 7 8	1 2 3 4 5 6 7 8	1	7	8	9	10	11	12	=	1	7	8	9	10	11	12	=	1	7	8	9	10	11	12	=	1
HOUDE	4	1 2 3 4 5 6 7 8	X 2 3 4 5 6 7 8	X 2 3 4 5 6 7 8	1 2 3 4 5 6 7 8	2	7	8	9	10	11	12	=	1	7	8	9	10	11	12	=	0	7	8	9	10	11	12	=	0
YUENES	5	X 1 3 4 5 6 7 8	1 2 3 4 5 6 7 8	X 2 3 4 5 6 7 8	1 2 3 4 5 6 7 8	3	7	8	9	10	11	12	=	2	X 7	8	9	10	11	12	=	4	X 7	8	9	10	11	12	=	4
LOHUSTON	6	X 2 3 4 5 6 7 8	1 2 3 4 5 6 7 8	1 2 3 4 5 6 7 8	1 2 3 4 5 6 7 8	1	7	8	9	10	11	12	=	2	X 7	8	9	10	11	12	=	2	X 7	8	9	10	11	12	=	2
		1 2 3 4 5 6 7 8	1 2 3 4 5 6 7 8	1 2 3 4 5 6 7 8	1 2 3 4 5 6 7 8		7	8	9	10	11	12	=		7	8	9	10	11	12	=		7	8	9	10	11	12	=	
LEMIEUX	8	X 2 3 4 5 6 7 8	1 2 3 4 5 6 7 8	1 2 3 4 5 6 7 8	1 2 3 4 5 6 7 8	1	7	8	9	10	11	12	=	0	7	8	9	10	11	12	=	0	7	8	9	10	11	12	=	0
PIEMENT	9	X 2 3 4 5 6 7 8	⊙ 2 3 4 5 6 7 8	⊙ 1 3 4 5 6 7 8	1 2 3 4 5 6 7 8	4	X 7	8	9	10	11	12	=	3	X 7	8	9	10	11	12	=	1	X 7	8	9	10	11	12	=	1
CHARRON	10	X 2 3 4 5 6 7 8	1 2 3 4 5 6 7 8	X 1 2 4 5 6 7 8	1 2 3 4 5 6 7 8	4	7	8	9	10	11	12	=	1	7	8	9	10	11	12	=	0	7	8	9	10	11	12	=	0
HUDSON	11	⊙ 2 3 4 5 6 7 8	1 2 3 4 5 6 7 8	1 2 3 4 5 6 7 8	1 2 3 4 5 6 7 8	1	X 7	8	9	10	11	12	=	4	X 7	8	9	10	11	12	=	3	X 7	8	9	10	11	12	=	3
WALTER	12	1 2 3 4 5 6 7 8	X 2 3 4 5 6 7 8	1 2 3 4 5 6 7 8	1 2 3 4 5 6 7 8	1	7	8	9	10	11	12	=	0	7	8	9	10	11	12	=	1	7	8	9	10	11	12	=	1
BURNS	13	1 2 3 4 5 6 7 8	⊙ 1 3 4 5 6 7 8	1 2 3 4 5 6 7 8	1 2 3 4 5 6 7 8	2	7	8	9	10	11	12	=	1	7	8	9	10	11	12	=	0	7	8	9	10	11	12	=	0
POWIS	14	X 1 3 4 5 6 7 8	X 2 3 4 5 6 7 8	1 2 3 4 5 6 7 8	1 2 3 4 5 6 7 8	3	7	8	9	10	11	12	=	0	X 7	8	9	10	11	12	=	1	X 7	8	9	10	11	12	=	1
NOLET	17	X 2 3 4 5 6 7 8	1 2 3 4 5 6 7 8	X 2 3 4 5 6 7 8	1 2 3 4 5 6 7 8	2	7	8	9	10	11	12	=	1	7	8	9	10	11	12	=	0	7	8	9	10	11	12	=	0
CRUTEAU	18	1 2 3 4 5 6 7 8	X 1 3 4 5 6 7 8	1 2 3 4 5 6 7 8	1 2 3 4 5 6 7 8	2	X 7	8	9	10	11	12	=	3	X 7	8	9	10	11	12	=	3	X 7	8	9	10	11	12	=	3
DUBE	21	1 2 3 4 5 6 7 8	1 2 3 4 5 6 7 8	1 2 3 4 5 6 7 8	1 2 3 4 5 6 7 8	0	7	8	9	10	11	12	=	0	7	8	9	10	11	12	=	0	7	8	9	10	11	12	=	0
GILBERT	24	X 1 2 4 5 6 7 8	X 2 3 4 5 6 7 8	X 2 3 4 5 6 7 8	1 2 3 4 5 6 7 8	6	7	8	9	10	11	12	=	0	X 7	8	9	10	11	12	=	1	X 7	8	9	10	11	12	=	1
ROTA	25	1 2 3 4 5 6 7 8	X 2 3 4 5 6 7 8	X 2 3 4 5 6 7 8	1 2 3 4 5 6 7 8	3	7	8	9	10	11	12	=	0	7	8	9	10	11	12	=	0	7	8	9	10	11	12	=	0
TEAM TOTALS		<u>14</u>	<u>11</u>	<u>12</u>	<u>37</u>	✓							<u>20</u>	✓							<u>18</u>									

CKEY LEAGUE

STATISTICS OF GAME

KANSAS CITY SCOUTS

STATISTICIAN

Revised
JACKSON - Doc

DATE

MARCH 5-1975

VISITING TEAM	GOALTENDER	No.	GOALS AGAINST						EMPTY-NET GOALS AGAINST			TIME OF GOALTENDER REMOVAL FOR EXTRA FORWARD							
			7	8	9	10	11	12	1	2	3	Total					Total		
	PLASSE	31	7	8	9	10	11	12	=	4	1	2	3	0					4
	INNESS	30	7	8	9	10	11	12	=		1	2	3						

PLAYER	No.	SHOTS					GOALS FOR						GOALS AGAINST									
		1st	2nd	3rd	OT.		1	2	3	4	5	6	7	8	9	10	11	12				
PARADISE	2	1 2 3 4 5 6 7 8	1 2 3 4 5 6 7 8	1 2 3 4 5 6 7 8	1 2 3 4 5 6 7 8	0	7	8	9	10	11	12	=	0	7	8	9	10	11	12	=	1
STACKHOUSE	3	1 2 3 4 5 6 7 8	1 2 3 4 5 6 7 8	1 2 3 4 5 6 7 8	1 2 3 4 5 6 7 8	1	7	8	9	10	11	12	=	3	7	8	9	10	11	12	=	2
BURROWS	4	1 2 3 4 5 6 7 8	1 2 3 4 5 6 7 8	1 2 3 4 5 6 7 8	1 2 3 4 5 6 7 8	1	7	8	9	10	11	12	=	0	7	8	9	10	11	12	=	1
WILKENS	5	1 2 3 4 5 6 7 8	1 2 3 4 5 6 7 8	1 2 3 4 5 6 7 8	1 2 3 4 5 6 7 8	3	7	8	9	10	11	12	=	2	7	8	9	10	11	12	=	3
CAMPBELL	6	1 2 3 4 5 6 7 8	1 2 3 4 5 6 7 8	1 2 3 4 5 6 7 8	1 2 3 4 5 6 7 8	1	7	8	9	10	11	12	=	1	7	8	9	10	11	12	=	1
		1 2 3 4 5 6 7 8	1 2 3 4 5 6 7 8	1 2 3 4 5 6 7 8	1 2 3 4 5 6 7 8		7	8	9	10	11	12	=		7	8	9	10	11	12	=	
KEHOE	8	1 2 3 4 5 6 7 8	1 2 3 4 5 6 7 8	1 2 3 4 5 6 7 8	1 2 3 4 5 6 7 8	5	7	8	9	10	11	12	=	0	7	8	9	10	11	12	=	1
PARSONS	9	1 2 3 4 5 6 7 8	1 2 3 4 5 6 7 8	1 2 3 4 5 6 7 8	1 2 3 4 5 6 7 8	4	7	8	9	10	11	12	=	3	7	8	9	10	11	12	=	1
LAROCHE	10	1 2 3 4 5 6 7 8	1 2 3 4 5 6 7 8	1 2 3 4 5 6 7 8	1 2 3 4 5 6 7 8	0	7	8	9	10	11	12	=	3	7	8	9	10	11	12	=	1
HADFIELD	11	1 2 3 4 5 6 7 8	1 2 3 4 5 6 7 8	1 2 3 4 5 6 7 8	1 2 3 4 5 6 7 8	2	7	8	9	10	11	12	=	2	7	8	9	10	11	12	=	2
McMAHON	15	1 2 3 4 5 6 7 8	1 2 3 4 5 6 7 8	1 2 3 4 5 6 7 8	1 2 3 4 5 6 7 8	1	7	8	9	10	11	12	=	1	7	8	9	10	11	12	=	1
MORRISON	16	1 2 3 4 5 6 7 8	1 2 3 4 5 6 7 8	1 2 3 4 5 6 7 8	1 2 3 4 5 6 7 8	0	7	8	9	10	11	12	=	1	7	8	9	10	11	12	=	1
SCHOCK	17	1 2 3 4 5 6 7 8	1 2 3 4 5 6 7 8	1 2 3 4 5 6 7 8	1 2 3 4 5 6 7 8	2	7	8	9	10	11	12	=	0	7	8	9	10	11	12	=	2
McDONALD	18	1 2 3 4 5 6 7 8	1 2 3 4 5 6 7 8	1 2 3 4 5 6 7 8	1 2 3 4 5 6 7 8	5	7	8	9	10	11	12	=	0	7	8	9	10	11	12	=	0
PROVOST	19	1 2 3 4 5 6 7 8	1 2 3 4 5 6 7 8	1 2 3 4 5 6 7 8	1 2 3 4 5 6 7 8	4	7	8	9	10	11	12	=	0	7	8	9	10	11	12	=	0
KELLY	22	1 2 3 4 5 6 7 8	1 2 3 4 5 6 7 8	1 2 3 4 5 6 7 8	1 2 3 4 5 6 7 8	1	7	8	9	10	11	12	=	3	7	8	9	10	11	12	=	1
DAPS	26	1 2 3 4 5 6 7 8	1 2 3 4 5 6 7 8	1 2 3 4 5 6 7 8	1 2 3 4 5 6 7 8	2	7	8	9	10	11	12	=	0	7	8	9	10	11	12	=	0
LAFRAMBOISE	27	1 2 3 4 5 6 7 8	1 2 3 4 5 6 7 8	1 2 3 4 5 6 7 8	1 2 3 4 5 6 7 8	0	7	8	9	10	11	12	=	1	7	8	9	10	11	12	=	1
TEAM TOTALS		10	12	10		32							20							1		

GAME NO. 66-1007



W _ _ L _ _ T _ _

OFFICIAL HOCKEY SCORE SHEET

HOME TEAM PITTSBURGH VISITORS FLYERS DATE MAR. 8 1975
 REFEREE ART SKOY LINESMAN Jim CHRISTIAN - GERARD GAZNER LEAGUE NHL ATTENDANCE 13,404-50

Pos.	#	HOME TEAM	Shots	#	VISITORS	Shots	Goal No.	Period	TIME	TEAM	SCORED BY	ASSIST
G	30	ENNES	30		TAYLOR		①	1	6:21	PITT	LIVORNAISE ⁵	SMOCK-
D	5	WILKINS	2		VAN IMPE		2	1	11:58	F	CLARKE ²¹	BARBER-MACLEISH
D	6	CAMPBELL	20		Jim WATSON		3	1	13:35	PITT	KENNE ²⁵	SMOCK-STACKHOUSE
LW	11	HARDFIELD	8		SCHEITZ		4	1	15:13	F	PARSON ²⁸	LEACH-VAN IMPE
C	17	SCHMOK	26		KINDARCZYK		⑤	2	6:50	PITT	FRONZET ⁴⁰	HARDFIELD-STACKHOUSE
RW	8	KENNE	11		SRESKI		6	2	9:23	PITT	KELLY ²²	LAROCHE-STACKHOUSE
	2	PARADISE	3		BLADON		7	2	11:37	PITT	CAMPBELL ⁴	APPS-STACKHOUSE
	3	STACKHOUSE	6		DUPONT		⑧	2	11:54	PITT	HARDFIELD ³⁵	STACKHOUSE-APPS
	4	BURROWS	7		BARBER		9	2	14:28	PITT	SMOCK ²¹	KENNE-CAMPBELL
	7	ARMSTRONG	10		CLEMENT		⑩	3	12:54	PITT	MR. DONALD	APPS-STACKHOUSE
	10	LAROCHE	12		SPINDOEFER		11					
	15	McMURRAY	14		Jim WATSON		12					
	16	MORRISON	15		CRISP		13					
	18	MR. DONALD	16		CLARKE		14					
	19	FRONZET	18		LONSBERY		15					
	22	KELLY	19		MACLEISH							
	26	APPS	25		NARRIS							
	27	LIVORNAISE	27		LEACH							

NOTES: * Shorthanded goal.
 Power-play goal.
 STACKHOUSE TIE-NHL RECORD -- 4 ASSISTS IN 1 PERIOD

STEPHANSON 3rd PERIOD
 WATSON 3rd PERIOD

Period	PLAYER	Team	Min.	OFFENSE	TIME	
					OFF	ON
1	SRESKI	F	2	HOOK	6:01	6:21
1	LEACH	F	2	SLASH	8:10	10:10
1	KELLY	PITT	2	HOLD	9:57	11:57
1	BARBER	F	2	HOLD	18:16	16
2	CLEMENT	F	2	INTER	5:55	6:50
2	CAMPBELL	PITT	2	HOLD	9:22	11:22
2	LONSBERY	F	2	INTER	16:18	16:54
2	Jim WATSON	F	2	HOLD	17:23	19:23
2	KELLY	PITT	2	ELBOW	18:03	13
3	PARADISE	PITT	2	INTER	4:07	6:07
3	SRESKI	F	2	INTER	11:43	12:54

RECAP	HOME TEAM	VISITORS
Final Score—Goals	8	2
Assists	14	4
Penalties	4	7
Penalties in Min.	8	14

TEAM	1	2	3	TOTAL
FLYERS	13	6	13	32
PITT	10	17	7	34

TEAM	1	2	3	TOTALS
FLYERS	2	0	0	2
PITT	2	5	1	8

STARS By _____
 1- _____
 2- _____
 3- _____

NATIONAL HOCKEY LEAGUE

OFFICIAL REPORT OF MATCH

ALL GAMES #608

PITTSBURGH vs BUFFALO

Played in BUFFALO Rink, Date SUN 3/9/25

HOME CLUB			VISITING CLUB						
No.	Name	Y or N	Goal	Sub-Goal	Defence	Forward	No.	Name	Y or N
	BUFFALO							PITTSBURGH	
①	R. CROZIER	Y					30	G. INNESS	N
29	G. BROMLEY	Y					③①	M. PLASSE	Y
④	J. KORAB	Y					2	B. PARADISE	Y "A"
5	L. FOGOLIN	Y					③	R. STACKHOUSE	Y "A"
"C" ⑥	J. SCHOENFELD	Y					④	D. BURROWS	Y "A"
22	J. GUEVREMONT	Y					5	B. WILKINS	Y
23	L. CARRIERE	Y					6	C. CAMPBELL	Y
24	B. HATT	Y					X		X
X		X					X		X
	⑦	R. MARTIN	Y				8	P. KEHOE	Y
"A" 8	J. LORENTZ	Y					10	P. LAROUCHE	Y
9	R. DUDLEY	Y					11	V. HADFIELD	Y
10	C. RAMSAY	Y					15	B. McMANMA	Y
"A" ⑪	G. PERREAULT	Y					16	L. MORRISON	Y "C"
12	L. MICKEY	N					17	R. SMOCK	Y "C"
16	P. McNAB	Y					⑱	L. MacDONALD	Y
⑰	F. STANFIELD	Y					⑲	J. PRONOVOST	Y
18	D. GARE	Y					22	B. KELLY	Y "A"
"A" 20	D. LUCE	Y					⑳	S. APPS	Y "A"
21	B. SPENCER	Y					27	P. LAFRAMBOISE	Y
X		X					X		X

Game starting time 7:05 P.M. First period ended at 7:41 P.M. Second period started at 7:57 P.M. and ended at 8:39 P.M. Third period started at 8:55 P.M. and ended at 9:29 P.M.

Won by BUFFALO Score 0 to 4

Official Scorer D. K. GUYNN Game Timekeeper L. MADIA

Penalty Timekeeper D. REGAN

Goal Judges S. COSTELLO L. HARIOTT

Linesmen N. ARMSTRONG J. BROWN

REMARKS: _____

Signed [Signature] Referee

Daniel K. Gynn Official-Scorer

- SPECIAL INSTRUCTIONS**
1. Be sure to indicate with the letter "Y" in the appropriate column all players who actually played in the game and indicate those who did not actually play with the "N". This is very important and essential information.
 2. Any delay in starting the game longer than fifteen minutes after the advertised time should be reported, stating the cause of the delay and the club at fault. Any unusual incidents occurring in or affecting the conduct of the game should also be reported.
 3. This report should be checked, signed and dispatched to National Hockey League, 920 Sun Life Building, by the quickest possible means.

NATIONAL HOCKEY LEAGUE SCORE SHEET

NOTE:—Official Scorers.—Be particular to give credit for assists.

PITTSBURGH
4
at
BUFFALO
8
VISITORS
SCORE
HOME TEAM
SCORE

Date SUN 3/9/25

ALL GAMES 60!

CLUB	SCORER	ASSISTANT SCORER		TIME	NUMBER OF PLAYER WHEN GOAL SCORED	
					VISITING TEAM	HOME TEAM
1st PERIOD						
BUFFALO	P. MCNAB ¹⁶	B. SPENCER ²¹	R. DUDLEY ⁹	11:04	F	6 6
BUFFALO	D. GARE ¹²	C. RAMSAY ¹⁰	D. LUCE ²⁰	12:06	I	6 6
PITTSBURGH	R. STACKHOUSE ³	W. HADFIELD ¹¹	S. APPS ²⁶	14:40	P	6 4
2nd PERIOD						
PITTSBURGH	J. PRONOVOST ¹⁹	S. APPS ²⁶	P. LAFRAMBOISE ²⁷	1:10	T	6 6
BUFFALO	G. PERREAULT ¹¹	J. LORENTZ ⁸	F. STANFIELD ¹⁷	6:51	L	5 6
BUFFALO	C. RAMSAY ¹⁰	(-)	(-)	8:36	I	6 6
PITTSBURGH	R. KEHOE ²	R. STACKHOUSE ³	W. HADFIELD ¹¹	19:09	P	6 5
3rd PERIOD						
BUFFALO	J. LORENTZ ⁸	R. MARTIN ⁷	G. PERREAULT ¹¹	1:50	I	5 6
BUFFALO	R. DUDLEY ⁹	P. MCNAB ¹⁶	J. LORENTZ ⁸	9:17		6 6
BUFFALO	D. LUCE ²⁰	C. RAMSAY ¹⁰	B. SCHOFENFELT ¹⁶	12:28		6 5
PITTSBURGH	J. PRONOVOST ¹⁹	P. LAFRAMBOISE ²⁷	(-)	15:22		6 6
BUFFALO	D. LUCE ²⁰	J. LORENTZ ⁸	J. KORAB ⁴	16:49		6 6

Revised National Hockey League Score Sheet

THIS FORM SHOULD BE RETURNED TO THE REFEREE

NATIONAL HOCKEY LEAGUE

PENALTY RECORD

REFEREE: *Pittsburgh* AT *Pittsburgh* DATE: *Jan. 19, 1935*
Art Skov

ALL GAMES 603

VISITING PLAYER	OFFENCE	TIME	TIME EXPIRED	HOME PLAYER	PLAYERS NO	MIN.	MAJORS	MIS-CONDUCTS	GAME MIS-CONDUCTS	MATCH
Wilkins •	Cross Checking	7:45	9:45	• GARE	5	—				
	Tripping	12:52	14:40	• KOROB	4	—				
	Holding	13:45	15:45	2nd Period						
Campbell •	Holding	1:48	3:48	• HAJT	24	—				
	Bench Minor	2:03	4:03	• FOGLIN	5	—				
	Interference	5:15	6:51		6	—				
Morrison •	Hooking	10:04	12:04		10	—				
	Roughing	15:34	17:34	• CARRIERE	5	—				
	Roughing	15:34	17:34	• CARRIERE	23	—				
Wilkins •	Roughing	15:34	17:34	• CARRIERE	23	—				
	Roughing	17:34	19:02	3rd Period						
	Roughing	17:34	19:02		23	—				
Barnows •	Hooking	1:12	1:50		4	—				
	Hooking	11:25	13:25	• GEORREMENT	28	—				
	Hooking	18:54		• CARRIERE	23	—				
TOTAL PENALTES						13				

CODE OF SYMBOLS

- ⊖ Under "shots", a shot on goal.
- ⊗ Under "shots", a goal scored on shot.
- ⊕ Under "goals for" and "against", both teams even (but not necessarily full strength).
- ⊙ Under "goals for" and "against", the scoring team at a man advantage.
- ⊗ Under "goals for" and "against", the scoring team playing shorthanded.

NATIONAL HOCKEY LEAGUE

OFFICIAL STATISTICS

PITTSBURGH 9

HOME TEAM	GOALTENDER	No.	GOALS AGAINST						EMPTY-NET GOALS AGAINST			TIME OF GOALTENDER REMOVAL FOR EXTRA FORWARD											
			1	2	3	4	5	6	1	2	3	Total				Total							
	<i>Cozier</i>	1	⊙	8	9	10	11	12	=	3	1	2	3										
	<i>Bromley</i>	29		7	8	9	10	11	12	=	1	1	2	3									
PLAYER	No.	SHOTS					GOALS FOR						GOALS AGAINST										
		1st	2nd	3rd	OT.		1	2	3	4	5	6	1	2	3	4	5	6					
<i>Wood</i>	4	1234 5678	1234 5678	1234 5678	1234 5678	1	7	8	9	10	11	12	=	6	⊙	8	9	10	11	12	=	2	
<i>Fogarty</i>	5	1234 5678	1234 5678	1234 5678	1234 5678		7	8	9	10	11	12	=		7	8	9	10	11	12	=		
<i>Schneiders</i>	6	1234 5678	1234 5678	1234 5678	1234 5678		7	8	9	10	11	12	=	4	⊙	7	8	9	10	11	12	=	3
<i>Quenemont</i>	22	1234 5678	1234 5678	1234 5678	1234 5678	3	7	8	9	10	11	12	=	1	7	8	9	10	11	12	=		
<i>Carriere</i>	23	1234 5678	1234 5678	1234 5678	1234 5678	3	7	8	9	10	11	12	=	1	7	8	9	10	11	12	=	1	
<i>Hart</i>	24	1234 5678	1234 5678	1234 5678	1234 5678	1	7	8	9	10	11	12	=	2	7	8	9	10	11	12	=	2	
<i>Martin</i>	7	1234 5678	1234 5678	1234 5678	1234 5678	8	7	8	9	10	11	12	=	2	7	8	9	10	11	12	=	2	
<i>Konertz</i>	8	1234 5678	1234 5678	1234 5678	1234 5678	2	7	8	9	10	11	12	=	4	7	8	9	10	11	12	=		
<i>Dudley</i>	9	1234 5678	1234 5678	1234 5678	1234 5678	3	7	8	9	10	11	12	=	3	7	8	9	10	11	12	=		
<i>Ramsay</i>	10	1234 5678	1234 5678	1234 5678	1234 5678	2	7	8	9	10	11	12	=	3	⊙	7	8	9	10	11	12	=	2
<i>Reardon</i>	11	1234 5678	1234 5678	1234 5678	1234 5678	2	7	8	9	10	11	12	=	2	7	8	9	10	11	12	=	2	
<i>Mickelthwait</i>	12	1234 5678	1234 5678	1234 5678	1234 5678		7	8	9	10	11	12	=		7	8	9	10	11	12	=		
<i>McClas</i>	16	1234 5678	1234 5678	1234 5678	1234 5678	2	7	8	9	10	11	12	=	2	7	8	9	10	11	12	=		
<i>Stanfield</i>	17	1234 5678	1234 5678	1234 5678	1234 5678	3	7	8	9	10	11	12	=	2	7	8	9	10	11	12	=	2	
<i>Care</i>	18	1234 5678	1234 5678	1234 5678	1234 5678	5	7	8	9	10	11	12	=	2	7	8	9	10	11	12	=		
<i>Luce</i>	20	1234 5678	1234 5678	1234 5678	1234 5678	7	7	8	9	10	11	12	=	4	⊙	7	8	9	10	11	12	=	1
<i>Sawyer</i>	21	1234 5678	1234 5678	1234 5678	1234 5678	1	7	8	9	10	11	12	=	1	7	8	9	10	11	12	=		
		1234 5678	1234 5678	1234 5678	1234 5678		7	8	9	10	11	12	=		7	8	9	10	11	12	=		
TEAM TOTALS			<u>21</u>	<u>10</u>	<u>12</u>		<u>43</u>							<u>39</u>						<u>17</u>			

KEY LEAGUE

55 OF GAME

NHL GAME # 60

STATISTICIAN R. CARVER

DATE 3/9/75

BUFFALO (8)

VISITING TEAM	GOALTENDER	No.	GOALS AGAINST												EMPTY-NET GOALS AGAINST			TIME OF GOALTENDER REMOVAL FOR EXTRA FORWARD				Total		
			1	2	3	4	5	6	7	8	9	10	11	12	1	2	3							
	<u>Inness</u>	<u>30</u>	<u>Equal</u>												<u>8</u>									
	<u>Plasse</u>	<u>31</u>	<u>Equal</u>												<u>8</u>									
PLAYER	No.	SHOTS				GOALS FOR	GOALS AGAINST																	
		1st	2nd	3rd	OT.		1	2	3	4	5	6	7	8	9	10	11	12	1	2	3	4	5	6
<u>Paradise</u>	<u>2</u>	1234 5678	1234 5678	1234 5678	1234 5678		7	8	9	10	11	12	7	8	9	10	11	12						
<u>McKinnon</u>	<u>3</u>	1234 5678	1234 5678	1234 5678	1234 5678	<u>1</u>	7	8	9	10	11	12	7	8	9	10	11	12						
<u>Veronesi</u>	<u>4</u>	1234 5678	1234 5678	1234 5678	1234 5678	<u>1</u>	7	8	9	10	11	12	7	8	9	10	11	12						
<u>Kivins</u>	<u>5</u>	1234 5678	1234 5678	1234 5678	1234 5678	<u>3</u>	7	8	9	10	11	12	7	8	9	10	11	12						
<u>Impbelli</u>	<u>6</u>	1234 5678	1234 5678	1234 5678	1234 5678		7	8	9	10	11	12	7	8	9	10	11	12						
<u>Boe</u>	<u>8</u>	1234 5678	1234 5678	1234 5678	1234 5678	<u>3</u>	7	8	9	10	11	12	7	8	9	10	11	12						
<u>Gouche</u>	<u>10</u>	1234 5678	1234 5678	1234 5678	1234 5678	<u>2</u>	7	8	9	10	11	12	7	8	9	10	11	12						
<u>Edfield</u>	<u>11</u>	1234 5678	1234 5678	1234 5678	1234 5678	<u>5</u>	7	8	9	10	11	12	7	8	9	10	11	12						
<u>Manana</u>	<u>15</u>	1234 5678	1234 5678	1234 5678	1234 5678	<u>1</u>	7	8	9	10	11	12	7	8	9	10	11	12						
<u>Parisotti</u>	<u>16</u>	1234 5678	1234 5678	1234 5678	1234 5678	<u>3</u>	7	8	9	10	11	12	7	8	9	10	11	12						
<u>Hock</u>	<u>17</u>	1234 5678	1234 5678	1234 5678	1234 5678	<u>2</u>	7	8	9	10	11	12	7	8	9	10	11	12						
<u>MacDonald</u>	<u>18</u>	1234 5678	1234 5678	1234 5678	1234 5678		7	8	9	10	11	12	7	8	9	10	11	12						
<u>Novak</u>	<u>19</u>	1234 5678	1234 5678	1234 5678	1234 5678	<u>6</u>	7	8	9	10	11	12	7	8	9	10	11	12						
<u>Kelly</u>	<u>22</u>	1234 5678	1234 5678	1234 5678	1234 5678	<u>6</u>	7	8	9	10	11	12	7	8	9	10	11	12						
<u>Wass</u>	<u>26</u>	1234 5678	1234 5678	1234 5678	1234 5678	<u>3</u>	7	8	9	10	11	12	7	8	9	10	11	12						
<u>Wambold</u>	<u>27</u>	1234 5678	1234 5678	1234 5678	1234 5678	<u>1</u>	7	8	9	10	11	12	7	8	9	10	11	12						
		1234 5678	1234 5678	1234 5678	1234 5678		7	8	9	10	11	12	7	8	9	10	11	12						
		1234 5678	1234 5678	1234 5678	1234 5678		7	8	9	10	11	12	7	8	9	10	11	12						

TEAM TOTALS 9 15 13 = 37 ✓

20 ✓

38 ✓

68

NATIONAL HOCKEY LEAGUE

OFFICIAL REPORT OF MATCH

ALL GAMES # 619

vs PITTSBURGH PENGUINS
 Rink, Date MARCH 12, 1975
 Played in PITTSBURGH

HOME CLUB			Goal	VISITING CLUB		
No.		Y or N		No.		Y or N
30	INNESS G	Y	Goal	①	GILBERT, G.	Y
31	PLASSE H.	N	Sub-Goal	31	BRODERICK, K.	N
2	PARADISE B.	A Y	Defence	(4)	DAR, B.	A Y
3	STACKHOUSE R.	Y	"	6	EDSTRAND, D.	Y
4	BURBOWS D.	A Y	"	10	VADNAIS, C.	Y
5	WILKINS B.	Y	"	(20)	SMITH, D.	A Y
6	CAMPBELL C.	Y	"	23	SIMS, A.	Y
8	KENDE R.	Y	"	25	DOAK, G.	Y
9	ARMASON C.	Y	Forward	7	ESPASITO, P.	A Y
10	LAROCHE F.	Y	"	(8)	HOPK, K.	Y
11	HANFIELD V.	Y	"	9	BUCK, J.	C Y
15	MCMAHAMA B.	Y	"	(11)	SAVARD, A.	Y
16	MORRISON L.	Y	"	12	CASHMAN, W.	Y
17	SCHOCK R.	C Y	"	14	FORBES, D.	Y
19	PRIMOVOST, J.	Y	"	17	SCHMAUTZ, B.	Y
22	KELLY B.	Y	"	18	NOUAK, H.	Y
24	APPS S.	A Y	"	19	SHEPPARD G.	Y
27	LEFRANCOISE P.	Y	"	(21)	MARLOTTE D.	Y
28	BENNETT H.	Y	"	28	ANDERSON E.	Y

Game starting time 7:35 P.M. First period ended at 8:19 P.M. Second period started at 8:34 P.M. and ended at 9:18 P.M. Third period started at 9:35 P.M. and ended at 10:09 P.M.

Won by PITTSBURGH Score 5 to 3
 Official Scorer DAVE REYNOLDS Game Timekeeper FRANK TILSON

Penalty Timekeeper D.B. FERONS
 Goal Judges KEARSE GUNTAS & "WEDD" SAULSBURY
 Linesmen RON FIAN & RAPPY MITTON

REMARKS.....

Signed Peter Moffat Referee
Dave Reynolds Official-Scorer

SPECIAL INSTRUCTIONS

- Be sure to indicate with the letter "Y" in the appropriate column all players who actually played in the game and indicate those who did not actually play with the "N". This is very important and essential information.
 - Any delay in starting the game longer than fifteen minutes after the advertised time should be reported, stating the cause of the delay and the club at fault. Any unusual incidents occurring in or affecting the conduct of the game should also be reported.
- Any unusual incidents should be reported and dispatched to National Hockey League, 920 Sun Life Building, by the quickest possible means.

This Form must be mailed to the League Office immediately after each Game.

NATIONAL HOCKEY LEAGUE SCORE SHEET

NOTE:—Official Scorers.—Be particular to give credit for assists.

BOSTON BRUINS 3 at PITTSBURGH PENGUINS 5
VISITORS SCORE HOME TEAM SCORE

Date MARCH 12 1975

ALL GAMES 613

CLUB	SCORER	ASSISTANT SCORER		TIME	NUMBER OF PLAYER WHEN GOAL SCORED	
		1st PERIOD	2nd PERIOD		VISITING TEAM	HOME TEAM
		1st PERIOD				
BOSTON	• SHEPPARD	• SCHHAUTZ	—	9:02	F 6	6
BOSTON	• SCHHAUTZ	• OBB	• BULYK	13:03	I 6	6
PGH	• LAROCHE	• BURBOWS	• STACKHOUSE	18:55	P 6	6
BOSTON	• STEVARD	• MARCOTTE	—	19:54	I 6	6
		2nd PERIOD				
PGH	• McMANAMA	• STACKHOUSE	• BURBOWS	9:22	P 6	6
PGH	• LAROCHE	• BRUNSON	• WILKINS	11:30	I 5	6
PGH	• APPS	• STACKHOUSE	—	11:44	L 6	6
PGH	• LAROCHE	• KELLY	• WILKINS	13:35	I 5	5
		3rd PERIOD				
		NO SCORING				

This form should be handed to the Official Scorer or Manager to the League Office immediately after each game.

NATIONAL HOCKEY LEAGUE PENALTY RECORD

REFEREE: *Basford*
 Name of Player Penalized: *P. McPherson*
 AT: *3-12-75* DATE: *3-12-75*
 LEAGUE # **613**

VISITING TEAMS	OFFENSE	TIME	TIME EXPIRED	HOME TEAM	PLAYER'S NO.	MIN.	MAJORS	MINORS	CONDUCTS	GAME MIS-CONDUCTS	MATCH
	MISC	2:05	2:05	2nd PERIOD	22	18	X				
A. Saunders	Hooking	00:57	0:57		4	X					
	Hooking	1:34	3:34	D. Burrows	8	X					
	Hooking	10:27	11:30		25	X					
K. Hodde	Hooking	12:17	14:17	P. LaRambosse	27	X					
G. Dook	Stick Stick	12:17	14:17	G. Dook	2	X					
	Stick Stick	5:08	7:08	B. Boudreau	3	X					
	Stick Stick	11:48	14:48	R. Strachan	7	X					
				<i>Stick Penalties</i>							
				<i>A. E. G.</i>							

(Signature)
 (Signature)

NATIONAL OFFICIAL STATISTICS

Boston Braves

- CODE OF SYMBOLS**
- Under "into" a shot on goal
 - Under "about" a goal scored by that player
 - Under "goals for" and "against" both teams given (but not necessarily full strength)
 - Under "goals for" and "against" the scoring team at a man advantage
 - Under "goals for" and "against" the scoring team playing short-handed

HOME TEAM	GOALTENDER	No.	GOALS AGAINST												EMPTY NET GOALS AGAINST	Total	TIME OF GOALTENDER REMOVAL FOR EXTRA PLAYERS			
			1	2	3	4	5	6	7	8	9	10	11	12			1	2		
	<i>LAVINE</i>	30	1	0	0	0	0	0	0	0	0	0	0	0	0	0	0	0		
	<i>PLASSE</i>	31	7	9	0	10	11	12												
PLAYER	No.	SHOTS				GOALS FOR	GOALS AGAINST												Total	
		1st	2nd	3rd	OT		1	2	3	4	5	6	7	8	9	10	11	12		
<i>LAVADISE</i>	7	1234 5678	1234 5678	1234 5678	1234 5678	1	7	8	9	10	11	12								
<i>STACKHOUSE</i>	3	1234 5678	1234 5678	1234 5678	1234 5678	6	7	8	9	10	11	12								
<i>BUCKOBS</i>	4	1234 5678	1234 5678	1234 5678	1234 5678	7	7	8	9	10	11	12								
<i>WILKINS</i>	5	1234 5678	1234 5678	1234 5678	1234 5678	2	7	8	9	10	11	12								
<i>CAMPBELL</i>	6	1234 5678	1234 5678	1234 5678	1234 5678	1	7	8	9	10	11	12								
		1234 5678	1234 5678	1234 5678	1234 5678		7	8	9	10	11	12								
<i>KEHOE</i>	8	1234 5678	1234 5678	1234 5678	1234 5678	7	7	8	9	10	11	12								
<i>ARNASON</i>	9	1234 5678	1234 5678	1234 5678	1234 5678	5	7	8	9	10	11	12								
<i>LAROCHE</i>	10	1234 5678	1234 5678	1234 5678	1234 5678	4	7	8	9	10	11	12								
<i>HADFIELD</i>	11	1234 5678	1234 5678	1234 5678	1234 5678	0	7	8	9	10	11	12								
<i>McMANAMA</i>	15	1234 5678	1234 5678	1234 5678	1234 5678	4	7	8	9	10	11	12								
<i>MCCOYSON</i>	16	1234 5678	1234 5678	1234 5678	1234 5678	0	7	8	9	10	11	12								
<i>SCHOLK</i>	17	1234 5678	1234 5678	1234 5678	1234 5678	3	7	8	9	10	11	12								
<i>PROMYST</i>	19	1234 5678	1234 5678	1234 5678	1234 5678	4	7	8	9	10	11	12								
<i>KELL</i>	22	1234 5678	1234 5678	1234 5678	1234 5678	1	7	8	9	10	11	12								
<i>APPS</i>	26	1234 5678	1234 5678	1234 5678	1234 5678	1	7	8	9	10	11	12								
<i>LAFCAMBOISE</i>	27	1234 5678	1234 5678	1234 5678	1234 5678	5	7	8	9	10	11	12								
<i>BENNETT</i>	28	1234 5678	1234 5678	1234 5678	1234 5678	0	7	8	9	10	11	12								
TEAM TOTALS			14	18	11	43													24	25

ICE HOCKEY LEAGUE

STATISTICS OF GAME

WILLIAM 618

STATISTICIAN *Tommy Laughlin*

DATE MARCH 12, 1975

AT PITTSBURGH PENGUINS

VISITING TEAM	GOALTENDER	No.	GOALS AGAINST												EMPTY-NET GOALS AGAINST		TIME OF GOALTENDER REMOVAL FOR EXTRA FORWARD				Total																
			1	2	3	4	5	6	7	8	9	10	11	12	1	2	3	4	5	6		7	8	9	10	11	12										
	GILBERT	1	7	8	9	10	11	12	5	1	2	3																									
	BRODERICK	31	7	8	9	10	11	12	-	1	2	3																									
PLAYER	No.	SHOTS												GOALS FOR												GOALS AGAINST											
		1st				2nd				OT.				1	2	3	4	5	6	7	8	9	10	11	12	1	2	3	4	5	6	7	8	9	10	11	12
ORR	4	1234 5678	1234 5678	1234 5678	1234 5678	1234 5678	1234 5678	1234 5678	1234 5678	5	7	8	9	10	11	12	2	7	8	9	10	11	12	7	8	9	10	11	12								
EDESTRAND	6	1234 5678	1234 5678	1234 5678	1234 5678	1234 5678	1234 5678	1234 5678	1234 5678	0	7	8	9	10	11	12	7	7	8	9	10	11	12	7	8	9	10	11	12								
VADNAIS	10	1234 5678	1234 5678	1234 5678	1234 5678	1234 5678	1234 5678	1234 5678	1234 5678	3	7	8	9	10	11	12	2	7	8	9	10	11	12	7	8	9	10	11	12								
SMITH	20	1234 5678	1234 5678	1234 5678	1234 5678	1234 5678	1234 5678	1234 5678	1234 5678	1	7	8	9	10	11	12	0	7	8	9	10	11	12	7	8	9	10	11	12								
SIMS	23	1234 5678	1234 5678	1234 5678	1234 5678	1234 5678	1234 5678	1234 5678	1234 5678	1	7	8	9	10	11	12	1	7	8	9	10	11	12	7	8	9	10	11	12								
DOAK	25	1234 5678	1234 5678	1234 5678	1234 5678	1234 5678	1234 5678	1234 5678	1234 5678	1	7	8	9	10	11	12	0	7	8	9	10	11	12	7	8	9	10	11	12								
ESPOSITO	7	1234 5678	1234 5678	1234 5678	1234 5678	1234 5678	1234 5678	1234 5678	1234 5678	2	7	8	9	10	11	12	0	7	8	9	10	11	12	7	8	9	10	11	12								
HOOGE	8	1234 5678	1234 5678	1234 5678	1234 5678	1234 5678	1234 5678	1234 5678	1234 5678	4	7	8	9	10	11	12	1	7	8	9	10	11	12	7	8	9	10	11	12								
BUZYK	9	1234 5678	1234 5678	1234 5678	1234 5678	1234 5678	1234 5678	1234 5678	1234 5678	3	7	8	9	10	11	12	2	7	8	9	10	11	12	7	8	9	10	11	12								
SAVARD	11	1234 5678	1234 5678	1234 5678	1234 5678	1234 5678	1234 5678	1234 5678	1234 5678	3	7	8	9	10	11	12	0	7	8	9	10	11	12	7	8	9	10	11	12								
CASHMAN	12	1234 5678	1234 5678	1234 5678	1234 5678	1234 5678	1234 5678	1234 5678	1234 5678	2	7	8	9	10	11	12	0	7	8	9	10	11	12	7	8	9	10	11	12								
FORBES	14	1234 5678	1234 5678	1234 5678	1234 5678	1234 5678	1234 5678	1234 5678	1234 5678	0	7	8	9	10	11	12	2	7	8	9	10	11	12	7	8	9	10	11	12								
SCHMAUTZ	17	1234 5678	1234 5678	1234 5678	1234 5678	1234 5678	1234 5678	1234 5678	1234 5678	4	7	8	9	10	11	12	0	7	8	9	10	11	12	7	8	9	10	11	12								
NOWAK	18	1234 5678	1234 5678	1234 5678	1234 5678	1234 5678	1234 5678	1234 5678	1234 5678	1	7	8	9	10	11	12	2	7	8	9	10	11	12	7	8	9	10	11	12								
SHEPPARD	19	1234 5678	1234 5678	1234 5678	1234 5678	1234 5678	1234 5678	1234 5678	1234 5678	1	7	8	9	10	11	12	1	7	8	9	10	11	12	7	8	9	10	11	12								
MARLOTTE	21	1234 5678	1234 5678	1234 5678	1234 5678	1234 5678	1234 5678	1234 5678	1234 5678	2	7	8	9	10	11	12	0	7	8	9	10	11	12	7	8	9	10	11	12								
ANDERSON	28	1234 5678	1234 5678	1234 5678	1234 5678	1234 5678	1234 5678	1234 5678	1234 5678	0	7	8	9	10	11	12	0	7	8	9	10	11	12	7	8	9	10	11	12								

TEAM TOTALS 14 12 7 33 15 2

GAME NO. #68-Home



W-41 L-18 T-9

OFFICIAL HOCKEY SCORE SHEET

Philadelphia Flyers - Pittsburgh Penguins DATE MARCH 13 1975

HOME TEAM VISITORS

REFEREE #11 JOHN McCauley LINESMAN #22 CLAUDE BECHARD #26 BOB FINN LEAGUE NHL ATTENDANCE 17007-5.0

Pos.	#	HOME TEAM	Shots	#	VISITORS	Shots	Goal No.	Period	TIME	TEAM	SCORED BY	ASSIST
G	1	B. PARENT		31	M. PLASSE	1	1	1	7:59	F	DORNHOFER	MACLEISH
D	2	E. VAN TAME	2	2	B. PARADISE	1	2	1	12:31	F	BARBER	MACLEISH
D	25	T. HARRIS	0	3	R. STACKHOUSE	1	3	2	5:21	F	VAN TAME	CLARKE-LEACH
LW	7	B. BARBER	5	11	R. SCHACK	3	4	2	5:39	F	LEACH	LONSBERRY-CLARKE
C	19	R. MACLEISH	3	15	B. McMANAMA	4	5	2	15:24	F	SCHULTZ	BARBER
RW	12	G. DORNHOEFER	2	8	R. KENOG	2	6	3	15:09	F	CLEMENT	SALESKI-DORNHOEFER
	3	T. BLADON	2	4	D. BURROWS	3	7					
	5	L. GOODENOUGH	3	5	B. WILKINS	0	8					
	6	A. DUPONT	2	6	C. CAMPBELL	2	9					
	8	D. SCHULTZ	3	9	C. ARNASON	3	10					
	9	B. KELLY	0	10	P. LAROUSSE	0	11					
	10	B. CLEMENT	4	16	L. MORRISON	0	12					
	11	D. SALESKI	2	19	J. PRONOUVE	1	13					
	14	JOE WATSON	1	22	B. KELLY	0	14					
	15	T. CRISP	1	26	S. APPS	1	15					
	16	B. CLARKE	2	27	P. LAFRANCOISE	0						
	18	R. LONSBERRY	3	29	H. BENNETT	1						
	27	R. LEACH	3	30	INNESS							

Goals Against Phila

Time	Team	Score
7:59	Pitts	1-0
12:31	Pitts	2-0
5:21	Phila	2-1
5:39	Phila	3-1
15:24	Phila	4-1
15:09	Phila	5-1

NOTES: * Shorthanded goal.
□ Power-play goal.

PARENT RECORDS HIS 10th SHUT-OUT
VAN TAME AT 5:39 OF 2ND - 1st goal in 1st game.
BARRY CLARKE got his 3rd NHL assist and set a club record of 68 in one season at 5:21 of 2nd period goal by VAN TAME
FLYERS NOW HAVE 14 SHORT-HANDED GOAL-CLUB RECORD IS 20
WINNER OF 1974-75 TASTEKAKE AWARD 1st POLL TAKEN BY FANS:- TERRY CRISP

Period	PLAYER	Team	Min.	OFFENSE	OFF	ON
1	PARADISE	P	2	Interf	:36	2:36
1	LONSBERRY	F	2	Hook	1:27	3:27
1	BLADON	F	2	Slash	1:46	3:46
1	CAMPBELL	P	2	Hi-stick	4:27	6:27
1	DORNHOEFER	F	2	Hi-stick	4:27	6:27
1	VAN TAME	F	2	Charge	9:17	11:17
1	DORNHOEFER	F	2	Interf	12:09	14:09
1	LEACH	F	2	Hook	19:04	1:04
2	CAMPBELL	P	2	Rough	10:57	14:57
2	CAMPBELL	P	2	Fight	10:57	14:57
2	SCHULTZ	F	2	Rough	10:57	14:57
2	SCHULTZ	F	2	Fight	10:57	14:57
2	WATSON	F	2	Hold	11:48	13:48
3	BARBER	P	2	Bench Minor	20:00	2:00
3	CLEMENT	F	2	Trip	4:20	6:20
3	CLARKE	F	2	Trip	6:41	

	RECAP	HOME TEAM	VISITORS
Final Score—Goals	6	0	
Assists		9	0
Penalties	11		5
Penalties in Min.		22	10

SHOTS ON GOAL

TEAM	1	2	3	TOTAL
Pittsburgh Penguins	9	11	2	22
Flyers	16	2	9	38

SCORING

TEAM	1	2	3	TOTALS
Pittsburgh Penguins	0		0	0
Flyers	2	2	1	6

STARS BY Hugh CANNON
 1- WATSON Joe
 2- VAN TAME
 3- PARENT

#70

NATIONAL HOCKEY LEAGUE

OFFICIAL REPORT OF MATCH

N.H.L. GAME # 625

WASHINGTON CAPITALS vs. PITTSBURGH PENGUINS
 Played in PITTSBURGH Rink, Date MARCH 15, 1975

HOME CLUB			Goal	VISITING CLUB		
No.		Y OF N		No.		Y OF N
30	INNESS, G.	Y	Goal	31	BELHUMEUR, M.	Y
31	PARADISE, M.	N	Sub-Goal	30	LOW, R.	Y
2	PARADISE, B.	A, Y	Defence	2	MOWNS, P.	C, Y
3	STALKHOUSE, R.	Y	"	3	JOLY, G.	Y
4	BURROWS, D.	A, Y	"	6	SMITH, G.	Y
5	WILKINS, B.	Y	"	7	LABREY, A.	Y
6	CAMPBELL, C.	Y	"	19	LYNCH, J.	Y
8	KENDE, R.	Y	"	9	BAILEY, A.	Y
9	ARRASON, C.	Y	Forward	10	ANDERSON, R.	Y
10	HAROCHE, P.	Y	"	12	GRYP, B.	Y
11	HADFIELD, V.	Y	"	14	WILLIAMS, T.	A, Y
15	MEMANAMA, B.	Y	"	15	GILBERTSON, S.	Y
16	MORRISON, L.	Y	"	16	MARSON, M.	Y
17	SCHOCK, R.	C, Y	"	20	LESUK, B.	Y
18	MACDONALD, L.	Y	"	22	LALONDE, R.	Y
19	PRONOVOST, J.	Y	"	23	STEWART, B.	Y
22	KELLY, B.	Y	"	26	PYATT, N.	Y
26	APPS, S.	A, Y	"	27	COWICK, B.	Y
27	LAFRAMBOISE, P.	Y	"			

Game starting time 7:35 P.M. First period ended at 8:05 P.M. Second period started at 8:21 P.M. and ended at 9:00 P.M. Third period started at 9:17 P.M. and ended at 9:58 P.M.

Won by PITTSBURGH Score 12 to 1
 Official Scorer DAVE REYNOLDS Game Timekeeper FRANK TYSON

Penalty Timekeeper BOB FERONS

Goal Judges TALK POWELL & "Scoop" SAUVAGEUR

Linesmen SWEDE KNOX & RYAN BOZAK

REMARKS: LOW REPAIRED BELHUMEUR AT 14:45 OF FIRST PERIOD.

Signed Andy Van Hellenoc Referee
 Dave Reynolds Official-Scorer

SPECIAL INSTRUCTIONS

1. Be sure to indicate with the letter "Y" in the appropriate column all players who actually played in the game and indicate those who did not actually play with the "N". This is very important and essential information.
2. Any delay in starting the game longer than fifteen minutes after the advertised time should be reported, stating the cause of the delay and the club at fault. Any unusual incidents occurring in or affecting the conduct of the game should also be reported.
3. This report should be checked, signed and dispatched to National Hockey League, 920 Sun Life Building, by the quickest possible means.

NATIONAL HOCKEY LEAGUE SCORE SHEET

NOTE:—Official Scorers.—Be particular to give credit for assists.

WASHINGTON CAPITALS..... 1..... at PITTSBURGH PENGUINS..... 12.....
VISITORS SCORE HOME TEAM SCORE

Date MARCH 15, 1975.....

N.L.L. GAME # 625

CLUB	SCORER	ASSISTANT SCORER		TIME	NUMBER OF PLAYERS WHEN GOAL SCORE	
					VISITING TEAM	HOME TEAM
1st PERIOD						
P.G.H.	APPS -	WILKINS -	LAMBERL -	1:02	F 6	6
P.G.H.	LAROUCHE	WILKINS -	ARNASON -	2:38	I 6	6
P.G.H.	KEHOE	HADFIELD	SCHOCK	6:37	6	6
P.G.H.	MACDONALD	APPS	PROMOVOST	12:24	6	6
P.G.H.	WILKINS	MEMANAMA	PARADISE	14:45	6	6
<i>Low replaced Belkumewi at 14:45 of 1st period</i>						
2nd PERIOD						
WASH.	LABRE	LYNCH	BAILEY	3:21	6	6
P.G.H.	HADFIELD	KEHOE	---	3:45	6	6
P.G.H.	KELLY	---	---	5:59	6	6
P.G.H.	MEMANAMA	WILKINS	INNESS	15:15	5	5
3rd PERIOD						
P.G.H.	HADFIELD	KEHOE	SCHOCK	2:30	6	6
P.G.H.	LAROUCHE	WILKINS	KELLY	3:26	6	6
P.G.H.	KEHOE	HADFIELD	SCHOCK	8:32	6	6
P.G.H.	MORRISON	MEMANAMA	---	11:14	6	6

This form should be handed to the official scorer of the match.

NATIONAL HOCKEY LEAGUE PENALTY RECORD

REFEREE: *W. S. ...* AT: *Pittsburgh*
 DATE: *3-15-25*

HEET # 625

VISITING TEAM	OFFENSE	TIME	TIME EXPIRED	HOME TEAM	PLAYERS NO	MIN.	MAJORS	MIS. CONDUCTS	GAME MIS-CONDUCTS	MATCH
	Slaskind	9:05	11:05	B. Kelly	22	X				
	Interference	17:35	19:35	B. Kelly	22	X				
				2nd Period						
	Hooking	00:42	2:42	S. Apps	20	X				
	Hit Stick	9:00	9:00	B. Wilkins	5	X				
	Slaskind	9:47	11:47		20	X				
B. Lesuk	Hooking	12:22	14:22		6	X				
G. Smith	Hit Stick	13:59	15:59		7	X				
Y. Labre	Hit Stick	13:59	15:59	S. Apps	20	X				
				3rd Period						
B. Gyp	Gross Check	13:31	15:31		12	X				
B. Gyp	Fighting	15:46		J. Pronovost	19	X				
	Game Misc	15:46		J. Hadfield	11	X				
	Reach	19:34		10th Penalties	20	X				
					10	2				

W.S.

(300 MIN IN ATTACK)

R. E. ...

CODE OF SYMBOLS

- / - Under "shots", a shot on goal.
- ⊗ - Under "shots", a goal scored on shot.
- ⊖ - Under "goals for" and "against", both teams even (but not necessarily full strength).
- ⊙ - Under "goals for" and "against", the scoring team at a man advantage.
- × - Under "goals for" and "against", the scoring team playing shorthanded.

NATIONAL

OFFICIAL ST

PITTSBURGH

HOME TEAM	GOALTENDER		GOALS AGAINST										EMPTY-NET GOALS AGAINST			TIME OF GOALTENDER REMOVAL FOR EXTRA FORWARD													
	No.	No.	7	8	9	10	11	12	=	1	2	3	Total	3:29	2:50	12:38	Total												
	Low	30	7	8	9	10	11	12	=	4	1	2	3					50											
	ADAMS	32	7	8	9	10	11	12	=		1	2	3																
	BELTMORE																												
PLAYER	No.	SHOTS				GOALS FOR												GOALS AGAINST											
		1st	2nd	3rd	OT.	1	2	3	4	5	6	7	8	9	10	11	12	=	1	2	3	4	5	6	7	8	9	10	11
MOHNS	2	1234 5678	1234 5678	1234 5678	1234 5678	1	1	1	2	3	4	5	6	7	8	9	10	11	12	=	4	7	8	9	10	11	12	=	2
JOLY	3	1234 5678	1234 5678	1234 5678	1234 5678	0	1	1	2	3	4	5	6	7	8	9	10	11	12	=	5	7	8	9	10	11	12	=	2
SMITH	6	1234 5678	1234 5678	1234 5678	1234 5678	2	1	2	3	4	5	6	7	8	9	10	11	12	=	0	7	8	9	10	11	12	=	0	
LABRE	7	1234 5678	1234 5678	1234 5678	1234 5678	1	1	1	2	3	4	5	6	7	8	9	10	11	12	=	5	7	8	9	10	11	12	=	2
LYNCH	19	1234 5678	1234 5678	1234 5678	1234 5678	1	1	1	2	3	4	5	6	7	8	9	10	11	12	=	2	7	8	9	10	11	12	=	2
		1234 5678	1234 5678	1234 5678	1234 5678									7	8	9	10	11	12	=		7	8	9	10	11	12	=	
BAILEY	9	1234 5678	1234 5678	1234 5678	1234 5678	1	1	1	2	3	4	5	6	7	8	9	10	11	12	=	6	7	8	9	10	11	12	=	2
ANDERSON	10	1234 5678	1234 5678	1234 5678	1234 5678	2	1	1	2	3	4	5	6	7	8	9	10	11	12	=	2	7	8	9	10	11	12	=	0
GRYP	12	1234 5678	1234 5678	1234 5678	1234 5678	2	1	1	2	3	4	5	6	7	8	9	10	11	12	=	2	7	8	9	10	11	12	=	0
WILLIAMS	14	1234 5678	1234 5678	1234 5678	1234 5678	5	1	1	2	3	4	5	6	7	8	9	10	11	12	=	6	7	8	9	10	11	12	=	2
GILBERTSON	15	1234 5678	1234 5678	1234 5678	1234 5678	7	1	1	2	3	4	5	6	7	8	9	10	11	12	=	6	7	8	9	10	11	12	=	2
MARSON	16	1234 5678	1234 5678	1234 5678	1234 5678	1	1	1	2	3	4	5	6	7	8	9	10	11	12	=	0	7	8	9	10	11	12	=	1
LESUK	20	1234 5678	1234 5678	1234 5678	1234 5678	2	1	1	2	3	4	5	6	7	8	9	10	11	12	=	0	7	8	9	10	11	12	=	2
LALONDE	22	1234 5678	1234 5678	1234 5678	1234 5678	1	1	1	2	3	4	5	6	7	8	9	10	11	12	=	2	7	8	9	10	11	12	=	0
RYATT	26	1234 5678	1234 5678	1234 5678	1234 5678	3	1	1	2	3	4	5	6	7	8	9	10	11	12	=	0	7	8	9	10	11	12	=	2
COWICK	27	1234 5678	1234 5678	1234 5678	1234 5678	0	1	1	2	3	4	5	6	7	8	9	10	11	12	=	0	7	8	9	10	11	12	=	0
		1234 5678	1234 5678	1234 5678	1234 5678									7	8	9	10	11	12	=		7	8	9	10	11	12	=	
		1234 5678	1234 5678	1234 5678	1234 5678									7	8	9	10	11	12	=		7	8	9	10	11	12	=	
		1234 5678	1234 5678	1234 5678	1234 5678									7	8	9	10	11	12	=		7	8	9	10	11	12	=	

TEAM TOTALS

10 9 10 = 29 ✓ 40 ✓

KEY LEAGUE

STATISTICS OF GAME

PITTSBURGH PENGUINS

STATISTICIAN *John [unclear]*

DATE *MARCH 15 1975*

VISITING TEAM	GOALTENDER	No.	GOALS AGAINST				EMPTY NET GOALS AGAINST			TIME OF GOALTENDER REMOVAL FOR EXTRA FORWARD							
	<i>Low</i>	<i>30</i>	1	2	3	4	1	2	3	1	2	3	4	5	6		
	<i>Belmonte</i>	<i>31</i>	1	1	1	1	1	1	1	<i>14:45</i>	<i>15:10</i>	<i>15:10</i>	<i>15:10</i>	<i>15:10</i>	<i>15:10</i>		
PLAYER	No.	SHOTS				GOALS FOR						GOALS AGAINST					
		1st	2nd	3rd	OT	1	2	3	4	5	6	1	2	3	4	5	6
<i>Johns</i>	<i>2</i>	1	1	1	1	0	1	1	1	1	1	0	1	1	1	1	1
<i>DeV</i>	<i>3</i>	1	1	1	1	2	1	1	1	1	1	0	1	1	1	1	1
<i>Smith</i>	<i>6</i>	1	1	1	1	2	1	1	1	1	1	0	1	1	1	1	1
<i>More</i>	<i>7</i>	1	1	1	1	2	1	1	1	1	1	1	1	1	1	1	1
<i>Wich</i>	<i>19</i>	1	1	1	1	2	1	1	1	1	1	1	1	1	1	1	1
		1	1	1	1		1	1	1	1	1		1	1	1	1	1
<i>Wiley</i>	<i>9</i>	1	1	1	1	0	1	1	1	1	1	1	1	1	1	1	1
<i>Anderson</i>	<i>10</i>	1	1	1	1	1	1	1	1	1	1	0	1	1	1	1	1
<i>Cox</i>	<i>12</i>	1	1	1	1	5	1	1	1	1	1	0	1	1	1	1	1
<i>Williams</i>	<i>14</i>	1	1	1	1	0	1	1	1	1	1	1	1	1	1	1	1
<i>Anderson</i>	<i>15</i>	1	1	1	1	5	1	1	1	1	1	1	1	1	1	1	1
<i>Parson</i>	<i>16</i>	1	1	1	1	1	1	1	1	1	1	0	1	1	1	1	1
<i>Esch</i>	<i>20</i>	1	1	1	1	2	1	1	1	1	1	0	1	1	1	1	1
<i>Blonde</i>	<i>22</i>	1	1	1	1	1	1	1	1	1	1	0	1	1	1	1	1
<i>Ewart</i>	<i>23</i>	1	1	1	1	1	1	1	1	1	1	0	1	1	1	1	1
<i>Patt</i>	<i>26</i>	1	1	1	1	0	1	1	1	1	1	0	1	1	1	1	1
<i>Duwick</i>	<i>27</i>	1	1	1	1	0	1	1	1	1	1	0	1	1	1	1	1
		1	1	1	1		1	1	1	1	1		1	1	1	1	1
TEAM TOTALS		<u>7</u>	<u>10</u>	<u>7</u>	<u>—</u>	<u>24</u>	<u>1</u>	<u>—</u>	<u>—</u>	<u>—</u>	<u>—</u>	<u>5</u>	<u>—</u>	<u>—</u>	<u>—</u>	<u>—</u>	<u>59</u>

#71

NATIONAL HOCKEY LEAGUE

OFFICIAL REPORT OF MATCH

ALL GAMES # 628

KANSAS CITY SCOUTS vs. PITTSBURGH PENGUINS
 Played in PITTSBURGH Rink, Date MARCH 16, 1975

HOME CLUB			VISITING CLUB		
No.		Y or N	No.		Y or N
(31)	PRASSE, M.	✓ Y	(30)	MSDUFFE, P.	✓ Y
30	INNESS, G.	N	1	HERRON, D.	N
2	PARADISE, B.	A ✓ Y	2	MC ELMURY, J.	✓ Y
(3)	STACKHOUSE, R.	✓ Y	(3)	PATTERSON, D.	✓ Y
(4)	BURROWS, D.	A ✓ Y	4	HOODE, G.	✓ Y
5	WILKINS, B.	✓ Y	5	HUGHES, B.	A ✓ Y
6	CAMPBELL, C.	✓ Y	(6)	JOHNSTON, L.	✓ Y
(8)	KENDE, R.	✓ Y	8	LEMIEUX, R.	✓ Y
9	ARNASON, G.	✓ Y	(9)	PALEMENT, W.	✓ Y
10	HAROUCHE, P.	✓ Y	10	LHARRON, G.	✓ Y
(11)	HADFIELD, V.	✓ Y	(11)	HUDSON, D.	✓ Y
15	MEMANAMA, B.	✓ Y	12	COALTER, G.	N
16	MORRISON, L.	✓ Y	13	BURNS, R.	N
(17)	SCHUCK, R.	C ✓ Y	14	POWIS, L.	✓ Y
18	MACDONALD, L.	✓ Y	17	NOLET, S.	C ✓ Y
23	KELLY, B.	✓ Y	(18)	CROTEAU, K.	✓ Y
26	APPS, S.	A ✓ Y	21	DUBE, N.	✓ Y
27	IAFRAMBOISE, P.	✓ Y	24	GIABERT, E.	A ✓ Y
28	BENNETT, H.	✓ Y	25	ROTA, R.	A ✓ Y

Game starting time 7:35 P.M. First period ended at 8:09 P.M. Second period started at 8:24 P.M. and ended at 9:03 P.M. Third period started at 9:18 P.M. and ended at 9:48 P.M.

Won by PITTSBURGH Score 6 to 3

Official Scorer DAVE REYNOLDS Game Timekeeper FRANK TYSON

Penalty Timekeeper BOB FERONS

Goal Judges JACK POWELL & GEORGE COULTAS

Linesmen SWEDE KNOX & RYAN BOZAK

REMARKS:

Signed *[Signature]* Referee
[Signature] Dave Reynolds Official-Scorer

SPECIAL INSTRUCTIONS

1. Be sure to indicate with the letter "Y" in the appropriate column all players who actually played in the game and indicate those who did not actually play with the "N". This is very important and essential information.
2. Any delay in starting the game longer than fifteen minutes after the advertised time should be reported, stating the cause of the delay and the club at fault. Any unusual incidents occurring in or affecting the conduct of the game should also be reported.
3. This report should be checked, signed and dispatched to National Hockey League, 920 Sun Life Building, by the quickest possible means.

This Form must be mailed to the League Office immediately after each Game.

NATIONAL HOCKEY LEAGUE SCORE SHEET

NOTE:—Official Scorers.—Be particular to give credit for assists.

KANSAS CITY SCOUTS VISITORS 3 SCORE at PITTSBURGH PENGUINS HOME TEAM 6 SCORE

NHL GAME # 628

Date MARCH 16, 1975

CLUB	SCORER	ASSISTANT SCORER		TIME	NUMBER OF PLAYER WHEN GOAL SCORED	
					VISITING TEAM	HOME TEAM
1st PERIOD						
P&H.	SCHOCK ✓	KEHOE ✓	STALKHOUSE ✓	00:29	F 6	6
P&H.	HADFIELD ✓	SCHOCK ✓	KEHOE ✓	11:43	I 6	6
2nd PERIOD						
P&H.	KEHOE	MEMADAMA	STALKHOUSE	7:59 ✓	6	6
P&H.	MAC DONALD	APPS	PARADISE	10:21 ✓	5	5
P&H.	MAC DONALD	STALKHOUSE	APPS	11:32 ✓	4	5
R.C.	NOLET	POWIS	GILBERT	13:23 ✓	6	5
K.C.	ROTA	LEMIEUX	DUBE	13:49 ✓	6	6
3rd PERIOD						
P&H.	KEHOE	WILKINS	SCHOCK	6:32 ✓	6	6
K.C.	CROTEAU	PAIEMENT	M ^C ELMURY	12:24 ✓	6	6

This form should be handed to the official scorer or mailed to the League Office immediately after each game.

NATIONAL HOCKEY LEAGUE

PENALTY RECORD

REFEREE: *K. KILGORE* AT: *PHOENIX*

DATE: *3-16-75* **WHL GAME # 628**

Name of Player Penalized

VISITING TEAM	OFFENCE	TIME	TIME EXPIRED	HOME TEAM	PLAYER'S NO.	MIN.	MAJORS	MIS-CONDUCTS	GAME MIS-CONDUCTS	MATCH
<i>W. PHOENIX</i>	<i>TRIPPLE</i>	<i>2:18</i>	<i>4:18</i>	<i>L. MORRISON</i>	<i>16</i>	<i>X</i>				
	<i>SLASHLINE</i>	<i>3:21</i>	<i>5:21</i>		<i>9</i>	<i>X</i>				
	<i>SLASHLINE</i>	<i>17:20</i>	<i>19:20</i>	<i>PARROUSE</i>	<i>2</i>	<i>X</i>				
				<i>3RD PERIOD</i>						
<i>B. HOCKEYS</i>	<i>ROCKLINE</i>	<i>9:37</i>	<i>11:37</i>		<i>5</i>	<i>X</i>				
	<i>SLASHLINE</i>	<i>9:37</i>		<i>C. CAMPBELL</i>	<i>6</i>	<i>X</i>				
	<i>ROCKLINE</i>	<i>9:37</i>	<i>13:23</i>	<i>C. CAMPBELL</i>	<i>6</i>	<i>X</i>				
	<i>HOCKLINE</i>	<i>11:18</i>	<i>11:32</i>		<i>21</i>	<i>X</i>				
<i>N. DUCK</i>	<i>HOCKLINE</i>	<i>17:39</i>	<i>19:39</i>	<i>C. CAMPBELL</i>	<i>6</i>	<i>X</i>				
	<i>TRIPPLE</i>	<i>17:39</i>	<i>19:39</i>	<i>D. LA ROCHE</i>	<i>10</i>	<i>X</i>				
	<i>DELAY. P. GAME</i>	<i>17:39</i>		<i>D. LA ROCHE</i>	<i>10</i>					
	<i>MISC.</i>	<i>17:39</i>		<i>D. LA ROCHE</i>	<i>10</i>					
	<i>GAME MISC.</i>	<i>17:39</i>		<i>3RD PERIOD</i>						
				<i>NOPE</i>						
				<i>TOTAL PENALTIES</i>		<i>9</i>		<i>1</i>	<i>1</i>	
				<i>R. E. FERRER</i>						

ALL

CODE OF SYMBOLS

- ⊗ Under "shots", a shot on goal.
- ⊙ Under "shots", a goal scored on shot.
- ⊖ Under "goals for" and "against", both teams even (but not necessarily full strength).
- ⊕ Under "goals for" and "against", the scoring team at a man advantage.
- ⊗ Under "goals for" and "against", the scoring team playing shorthanded.

NATIONAL HOCKEY

OFFICIAL STATISTICS

KANSAS CITY SCOUTS

HOME TEAM	GOALTENDER	No.	GOALS AGAINST												EMPTY NET GOALS AGAINST			TIME OF GOALTENDER REMOVAL FOR EXTRA FORWARD			Total											
															Total																	
			1	2	3	4	5	6	7	8	9	10	11	12	1	2	3															
Inness		30																														
Prasse		31																														
PLAYER	No.	SHOTS				GOALS FOR												GOALS AGAINST												Total		
		1st	2nd	3rd	OT.	1	2	3	4	5	6	7	8	9	10	11	12	1	2	3	4	5	6	7	8	9	10	11	12			
Paradise	2	1 2 3 4 5 6 7 8	1 2 3 4 5 6 7 8	1 2 3 4 5 6 7 8	1 2 3 4 5 6 7 8	0	1	2	3	4	5	6	7	8	9	10	11	12	1	2	3	4	5	6	7	8	9	10	11	12	1	
Stackhouse	3	1 2 3 4 5 6 7 8	1 2 3 4 5 6 7 8	1 2 3 4 5 6 7 8	1 2 3 4 5 6 7 8	3	1	2	3	4	5	6	7	8	9	10	11	12	5	1	2	3	4	5	6	7	8	9	10	11	12	2
Burrews	4	1 2 3 4 5 6 7 8	1 2 3 4 5 6 7 8	1 2 3 4 5 6 7 8	1 2 3 4 5 6 7 8	3	1	2	3	4	5	6	7	8	9	10	11	12	2	1	2	3	4	5	6	7	8	9	10	11	12	7
Wilkins	5	1 2 3 4 5 6 7 8	1 2 3 4 5 6 7 8	1 2 3 4 5 6 7 8	1 2 3 4 5 6 7 8	1	1	2	3	4	5	6	7	8	9	10	11	12	4	1	2	3	4	5	6	7	8	9	10	11	12	-2
Campbell	6	1 2 3 4 5 6 7 8	1 2 3 4 5 6 7 8	1 2 3 4 5 6 7 8	1 2 3 4 5 6 7 8	1	1	2	3	4	5	6	7	8	9	10	11	12	0	1	2	3	4	5	6	7	8	9	10	11	12	0
Kenoe	8	1 2 3 4 5 6 7 8	1 2 3 4 5 6 7 8	1 2 3 4 5 6 7 8	1 2 3 4 5 6 7 8	6	1	2	3	4	5	6	7	8	9	10	11	12	4	1	2	3	4	5	6	7	8	9	10	11	12	1
Arnason	9	1 2 3 4 5 6 7 8	1 2 3 4 5 6 7 8	1 2 3 4 5 6 7 8	1 2 3 4 5 6 7 8	3	1	2	3	4	5	6	7	8	9	10	11	12	0	1	2	3	4	5	6	7	8	9	10	11	12	-1
Larouche	10	1 2 3 4 5 6 7 8	1 2 3 4 5 6 7 8	1 2 3 4 5 6 7 8	1 2 3 4 5 6 7 8	0	1	2	3	4	5	6	7	8	9	10	11	12	0	1	2	3	4	5	6	7	8	9	10	11	12	-1
Hadfield	11	1 2 3 4 5 6 7 8	1 2 3 4 5 6 7 8	1 2 3 4 5 6 7 8	1 2 3 4 5 6 7 8	3	1	2	3	4	5	6	7	8	9	10	11	12	3	1	2	3	4	5	6	7	8	9	10	11	12	1
McManama	15	1 2 3 4 5 6 7 8	1 2 3 4 5 6 7 8	1 2 3 4 5 6 7 8	1 2 3 4 5 6 7 8	1	1	2	3	4	5	6	7	8	9	10	11	12	1	1	2	3	4	5	6	7	8	9	10	11	12	0
Morrison	16	1 2 3 4 5 6 7 8	1 2 3 4 5 6 7 8	1 2 3 4 5 6 7 8	1 2 3 4 5 6 7 8	0	1	2	3	4	5	6	7	8	9	10	11	12	0	1	2	3	4	5	6	7	8	9	10	11	12	0
Schock	17	1 2 3 4 5 6 7 8	1 2 3 4 5 6 7 8	1 2 3 4 5 6 7 8	1 2 3 4 5 6 7 8	2	1	2	3	4	5	6	7	8	9	10	11	12	4	1	2	3	4	5	6	7	8	9	10	11	12	2
MacDonald	18	1 2 3 4 5 6 7 8	1 2 3 4 5 6 7 8	1 2 3 4 5 6 7 8	1 2 3 4 5 6 7 8	9	1	2	3	4	5	6	7	8	9	10	11	12	2	1	2	3	4	5	6	7	8	9	10	11	12	0
Kelly	22	1 2 3 4 5 6 7 8	1 2 3 4 5 6 7 8	1 2 3 4 5 6 7 8	1 2 3 4 5 6 7 8	5	1	2	3	4	5	6	7	8	9	10	11	12	0	1	2	3	4	5	6	7	8	9	10	11	12	-2
Apps	26	1 2 3 4 5 6 7 8	1 2 3 4 5 6 7 8	1 2 3 4 5 6 7 8	1 2 3 4 5 6 7 8	0	1	2	3	4	5	6	7	8	9	10	11	12	2	1	2	3	4	5	6	7	8	9	10	11	12	0
Laframboise	27	1 2 3 4 5 6 7 8	1 2 3 4 5 6 7 8	1 2 3 4 5 6 7 8	1 2 3 4 5 6 7 8	4	1	2	3	4	5	6	7	8	9	10	11	12	0	1	2	3	4	5	6	7	8	9	10	11	12	0
Bennett	28	1 2 3 4 5 6 7 8	1 2 3 4 5 6 7 8	1 2 3 4 5 6 7 8	1 2 3 4 5 6 7 8	0	1	2	3	4	5	6	7	8	9	10	11	12	0	1	2	3	4	5	6	7	8	9	10	11	12	0
TEAM TOTALS		11	11	16	38													28				14										

KEY LEAGUE

STATISTICS OF GAME

PITTSBURGH PENGUINS

WHL GAME # 628

STATISTICIAN *Tom Lloyd*

DATE *MARCH 16, 1975*

VISITING TEAM	GOALTENDER	No.	GOALS AGAINST												EMPTY-NET GOALS AGAINST			TIME OF GOALTENDER REMOVAL FOR EXTRA FORWARD				Total	
			1	2	3	4	5	6	7	8	9	10	11	12	1	2	3						
	<i>HERBON</i>	<i>1</i>	/ / / / / / / / / / / /												1	2	3						
	<i>McDUFFE</i>	<i>30</i>	/ / / / / / / / / / / /												1	2	3						
PLAYER	No.	SHOTS				GOALS FOR						GOALS AGAINST											
		1st	2nd	3rd	OT.	1	2	3	4	5	6	7	8	9	10	11	12	1	2	3	4	5	6
<i>McELMURY</i>	<i>2</i>	1234 5678	1234 5678	1234 5678	1234 5678	0	/	/	/	/	/	2	/	/	/	/	/	2	/	/	/	/	/
<i>PATTERSON</i>	<i>3</i>	1234 5678	1234 5678	1234 5678	1234 5678	2	/	/	/	/	/	0	/	/	/	/	/	0	/	/	/	/	/
<i>LOUDE</i>	<i>4</i>	1234 5678	1234 5678	1234 5678	1234 5678	2	/	/	/	/	/	0	/	/	/	/	/	0	/	/	/	/	/
<i>FUGHERS</i>	<i>5</i>	1234 5678	1234 5678	1234 5678	1234 5678	0	/	/	/	/	/	2	/	/	/	/	/	2	/	/	/	/	/
<i>JOHNSTON</i>	<i>6</i>	1234 5678	1234 5678	1234 5678	1234 5678	0	/	/	/	/	/	0	/	/	/	/	/	0	/	/	/	/	/
		1234 5678	1234 5678	1234 5678	1234 5678		/	/	/	/	/		/	/	/	/	/		/	/	/	/	/
<i>EMIEUX</i>	<i>8</i>	1234 5678	1234 5678	1234 5678	1234 5678	2	/	/	/	/	/	1	/	/	/	/	/	1	/	/	/	/	/
<i>PAIEMENT</i>	<i>9</i>	1234 5678	1234 5678	1234 5678	1234 5678	4	/	/	/	/	/	2	/	/	/	/	/	2	/	/	/	/	/
<i>HARBON</i>	<i>10</i>	1234 5678	1234 5678	1234 5678	1234 5678	3	/	/	/	/	/	1	/	/	/	/	/	1	/	/	/	/	/
<i>HUDSON</i>	<i>11</i>	1234 5678	1234 5678	1234 5678	1234 5678	4	/	/	/	/	/	1	/	/	/	/	/	1	/	/	/	/	/
<i>DALTER DNP</i>	<i>12</i>	1234 5678	1234 5678	1234 5678	1234 5678	0	/	/	/	/	/	0	/	/	/	/	/	0	/	/	/	/	/
<i>BUENS DNP</i>	<i>13</i>	1234 5678	1234 5678	1234 5678	1234 5678	0	/	/	/	/	/	0	/	/	/	/	/	0	/	/	/	/	/
<i>BOWIS</i>	<i>14</i>	1234 5678	1234 5678	1234 5678	1234 5678	5	/	/	/	/	/	1	/	/	/	/	/	1	/	/	/	/	/
<i>LOLET</i>	<i>17</i>	1234 5678	1234 5678	1234 5678	1234 5678	4	/	/	/	/	/	1	/	/	/	/	/	1	/	/	/	/	/
<i>ROTEAU</i>	<i>18</i>	1234 5678	1234 5678	1234 5678	1234 5678	3	/	/	/	/	/	1	/	/	/	/	/	1	/	/	/	/	/
<i>DOBE</i>	<i>21</i>	1234 5678	1234 5678	1234 5678	1234 5678	5	/	/	/	/	/	1	/	/	/	/	/	1	/	/	/	/	/
<i>SILBERT</i>	<i>24</i>	1234 5678	1234 5678	1234 5678	1234 5678	1	/	/	/	/	/	1	/	/	/	/	/	1	/	/	/	/	/
<i>DOTA</i>	<i>25</i>	1234 5678	1234 5678	1234 5678	1234 5678	1	/	/	/	/	/	1	/	/	/	/	/	1	/	/	/	/	/
TEAM TOTALS		<u>9</u>	<u>19</u>	<u>8</u>	<u>36</u>	<u>15</u>	<u>15</u>	<u>15</u>	<u>15</u>	<u>15</u>	<u>15</u>	<u>15</u>	<u>15</u>	<u>15</u>	<u>15</u>	<u>15</u>	<u>15</u>	<u>15</u>	<u>15</u>	<u>15</u>	<u>15</u>	<u>15</u>	

NATIONAL HOCKEY LEAGUE

OFFICIAL REPORT OF MATCH

PittsBURGH vs. St. Louis

ALL GAMES # 636

Played in St. Louis, Mo. Rink, Date 3-18-75

HOME CLUB			VISITING CLUB		
No.		Y or N			Y or N
	Goal			(30) INNESS	Y
	Sub-Goal			31 PLASSE	N
	Defence			2 PARADISE	Y-A
	"			3 STACKHOUSE	Y
	"			4 BURROWS	Y-A
	"			(5) WILKINS	Y
	"			(6) CAMPBELL	Y
	"				
	"				
	Forward			8 KEHOE	Y
	"			(9) ARNASON	Y
	"			(10) LAROCHE	Y
	"			11 HADFIELD	Y
	"			15 McMANAMA	Y
	"			16 MORRISON	Y
	"			17 SCHOCK	Y-C
	"			18 MACDONALD	Y
	"			19 PRONOVOST	Y
	"			(22) KELLY	Y
	"			26 APPS	Y-A
	"			27 LAERAMBOISE	Y
(29)	BELANGER	Y			
30	DAVIDSON	N			
(2)	SACHARUK	Y			
(3)	GASSOFF	Y			
A-5	R. PLAGER	Y			
C-8	B. PLAGER	Y			
22	WILSON	Y			
23	HESS	Y			
A-7	UNGER	Y			
(9)	BERENSON	Y			
12	LAROSE	Y			
14	PALAZZARI	Y			
16	PLANTE	Y			
(17)	LUKOWICH	Y			
18	THOMSON	Y			
19	DUPERE	Y			
20	MERRICK	Y			
(25)	LEFLEY	Y			
27	PATRICK	Y			

Game starting time 8:07 P.M. First period ended at 8:43 P.M. Second period started at 9:00 P.M. and ended at 9:43 P.M. Third period started at 10:00 P.M. and ended at 10:33 P.M.

Won by St. Louis Score 5 to 2

Official Scorer EDDIE OLSON Game Timekeeper E BOEHRER

Penalty Timekeeper LARRY WRIGHT

Goal Judges R SCHWEIGLER - BILL MORAN

Linesmen LEON STICKLE - BOB LUTHER

REMARKS: INNESS OFF ICE (54-seconds) 19:00 - 19:54 3rd period for EXTRA FORWARD.

Signed [Signature] Referee
Eddie Olson Official-Scorer

SPECIAL INSTRUCTIONS

1. Be sure to indicate with the letter "Y" in the appropriate column all players who actually played in the game and indicate those who did not actually play with the "N". This is very important and essential information.
2. Any delay in starting the game longer than fifteen minutes after the advertised time should be reported, stating the cause of the delay and the club at fault. Any unusual incidents occurring in or affecting the conduct of the game should also be reported.
3. This report should be checked, signed and dispatched to National Hockey League, 920 Sun Life Building, by the quickest possible means.

This Form must be mailed to the League Office immediately after each Game.

NATIONAL HOCKEY LEAGUE SCORE SHEET

NOTE:—Official Scorers.—Be particular to give credit for assists.

Pitts Burg H - 2 at St. Louis - 5
VISITORS SCORE HOME TEAM SCORE

Date 3-18-75

NHL GAME # 686

CLUB	SCORER	ASSISTANT SCORER	TIME	NUMBER OF PLAYERS WHEN GOAL SCORED	
				VISITING TEAM	HOME TEAM
1st PERIOD					
St. Louis	LAROSE	ROBERT UNGER	19:26	6	6
2nd PERIOD					
St. Louis	UNGERS	DUPERE	8:20	6	6
Pitts.	PRONOVOST	Stack House	10:53	5	4
3rd PERIOD					
St. Louis	GASSOFF		9:16	6	6
St. Louis	PLANTE	THOMSON	14:45	6	6
St. Louis	LEFLEY	BERENSON	19:54	6	5
(Empty Net Goal)					
St. Louis	MANNING	INDAUCHE	19:15	6	6

This form should be handed to the Official Scorer or mailed to the League Office immediately after each game.

NATIONAL HOCKEY LEAGUE PENALTY RECORD

PITTSBURGH PENGUINS... AT... ST. LOUIS BLUES...
 REFEREE... ANDY VAN HELLEMOND... DATE... MARCH 18, 1975...

10
696

VISITING PLAYER	OFFENCE	TIME	TIME EXPIRED	HOME PLAYER	PLAYER'S NO.	MIN.	MAJORS	MIS-CONDUCTS	GAME MIS-CONDUCTS	MATCH
	HOLDING	8:26	10:26	FLOYD THOMPSON	18	2				
				<i>2nd Period</i>						
BOB McMANAMA	ROUGHING	8:59	10:59		15	2				
	ELBOWING	8:59	10:59	RICHARD WILSON	22	2				
	ROUGHING	8:59 10:59	12:59	RICHARD WILSON	22	2				
	^(DELAY GAME) BENCH MINOR	8:59	10:59	GRAIG PATRICK (SERVE)	27	2				
BARRY WILKINS	HOOKING	14:50	16:50		15	2				
	HOOKING	15:04	17:04	WAYNE MERRICK	20	2				
PIERRE LABUCHE	MISCONDUCT	19:30	09:30		10					
				<i>3rd Period</i>						
	HOOKING	4:52	6:52	BOB CASSOFF	3	2				
	HOOKING	18:53	00:53	WAYNE MERRICK	20	2				
TOTALS					10	9				

10
add
John H. ...
...
...

CODE OF SYMBOLS

- / Under "shots", a shot on goal.
- ⊙ Under "shots", a goal scored on shot.
- 7 Under "goals for" and "against", both teams even (but not necessarily full strength).
- ⊙ Under "goals for" and "against", the scoring team at a man advantage.
- X Under "goals for" and "against", the scoring team playing shorthanded.

NATIONAL HOCKEY LEAGUE

ALL PLAYED

OFFICIAL STATISTICS

PITTSBURGH 2

HOME TEAM	GOALTENDER		GOALS AGAINST						EMPTY-NET GOALS AGAINST			TIME OF GOALTENDER REMOVAL FOR EXTRA FORWARD								
	No.		1	2	3	4	5	6	1	2	3	Total	1	2	3	4	5	6	Total	
	BELANGER	29	7	8	9	10	11	12	2	1	2	3	X	-	-	-	-	-	-	-
	DAVIDSON	30	7	8	9	10	11	12		1	2	3								
PLAYER	No.	SHOTS				GOALS FOR	GOALS AGAINST													
		1st	2nd	3rd	OT.		1	2	3	4	5	6	1	2	3	4	5	6		
SACHARUK	2	1234 5678	1234 5678	1234 5678	1234 5678	2	7	8	9	10	11	12	1	7	8	9	10	11	12	
GASSOFF	3	1234 5678	1234 5678	1234 5678	1234 5678	3	7	8	9	10	11	12	1	7	8	9	10	11	12	
BOB PLAGER	5	1234 5678	1234 5678	1234 5678	1234 5678	3	7	8	9	10	11	12	3	7	8	9	10	11	12	
BARC PLAGER	8	1234 5678	1234 5678	1234 5678	1234 5678	1	7	8	9	10	11	12	2	7	8	9	10	11	12	
WILSON	22	1234 5678	1234 5678	1234 5678	1234 5678	1	7	8	9	10	11	12	1	7	8	9	10	11	12	
HESS	23	1234 5678	1234 5678	1234 5678	1234 5678	2	7	8	9	10	11	12	2	7	8	9	10	11	12	
UNGER	7	1234 5678	1234 5678	1234 5678	1234 5678	8	7	8	9	10	11	12	2	7	8	9	10	11	12	
BERENSON	9	1234 5678	1234 5678	1234 5678	1234 5678	3	7	8	9	10	11	12	2	7	8	9	10	11	12	
LAROSE	12	1234 5678	1234 5678	1234 5678	1234 5678	4	7	8	9	10	11	12	2	7	8	9	10	11	12	
PALAZZARI	14	1234 5678	1234 5678	1234 5678	1234 5678	1	7	8	9	10	11	12	0	7	8	9	10	11	12	
PLANTE	16	1234 5678	1234 5678	1234 5678	1234 5678	2	7	8	9	10	11	12	1	7	8	9	10	11	12	
LUKOWICH	17	1234 5678	1234 5678	1234 5678	1234 5678	4	7	8	9	10	11	12	1	7	8	9	10	11	12	
THOMSON	18	1234 5678	1234 5678	1234 5678	1234 5678	0	7	8	9	10	11	12	1	7	8	9	10	11	12	
DUPERE	19	1234 5678	1234 5678	1234 5678	1234 5678	2	7	8	9	10	11	12	2	7	8	9	10	11	12	
MERRICK	20	1234 5678	1234 5678	1234 5678	1234 5678	3	7	8	9	10	11	12	1	7	8	9	10	11	12	
LEFLEY	25	1234 5678	1234 5678	1234 5678	1234 5678	4	7	8	9	10	11	12	2	7	8	9	10	11	12	
PATRICK	27	1234 5678	1234 5678	1234 5678	1234 5678	1	7	8	9	10	11	12	0	7	8	9	10	11	12	
TEAM TOTALS		18	14	12	44	24							8							

KEY LEAGUE

STATISTICS OF GAME

ALL PLAYED

ST. LOUIS 5

STATISTICIAN MCKENNA

DATE MARCH 18, 1975

~~036~~

VISITING TEAM	GOALTENDER	No.	GOALS AGAINST						EMPTY-NET GOALS AGAINST			TIME OF GOALTENDER REMOVAL FOR EXTRA FORWARD										
			7	8	9	10	11	12	4	X	2	3	Total	-	-	1:00	Total					
	INNESS	30	7	8	9	10	11	12	=	4	X	2	3	1	-	-	54:54	54				
	PLASSE	31	7	8	9	10	11	12	=			1	2	3								
PLAYER	No.	SHOTS					GOALS FOR							GOALS AGAINST								
		1st	2nd	3rd	OT.		1	2	3	4	5	6		7	8	9	10	11	12	Total		
PARADISE	2	1234 5678	1234 5678	1234 5678	1234 5678	1	7	8	9	10	11	12	=	1	7	8	9	10	11	12	=	0
STACKHOUSE	3	1234 5678	1234 5678	1234 5678	1234 5678	7	7	8	9	10	11	12	=	1	7	8	9	10	11	12	=	2
BORROWS	4	1234 5678	1234 5678	1234 5678	1234 5678	2	7	8	9	10	11	12	=	0	7	8	9	10	11	12	=	2
NILKINS	5	1234 5678	1234 5678	1234 5678	1234 5678	0	7	8	9	10	11	12	=	1	7	8	9	10	11	12	=	2
CAMPBELL	6	1234 5678	1234 5678	1234 5678	1234 5678	0	7	8	9	10	11	12	=	0	7	8	9	10	11	12	=	3
		1234 5678	1234 5678	1234 5678	1234 5678		7	8	9	10	11	12	=		7	8	9	10	11	12	=	
LENHOE	8	1234 5678	1234 5678	1234 5678	1234 5678	0	7	8	9	10	11	12	=	0	7	8	9	10	11	12	=	1
ARNASON	9	1234 5678	1234 5678	1234 5678	1234 5678	1	7	8	9	10	11	12	=	0	7	8	9	10	11	12	=	1
AROUCHE	10	1234 5678	1234 5678	1234 5678	1234 5678	1	7	8	9	10	11	12	=	1	7	8	9	10	11	12	=	1
HADFIELD	11	1234 5678	1234 5678	1234 5678	1234 5678	2	7	8	9	10	11	12	=	1	7	8	9	10	11	12	=	2
MC MANAMA	15	1234 5678	1234 5678	1234 5678	1234 5678	0	7	8	9	10	11	12	=	0	7	8	9	10	11	12	=	1
MORRISON	16	1234 5678	1234 5678	1234 5678	1234 5678	2	7	8	9	10	11	12	=	1	7	8	9	10	11	12	=	0
SCHOCK	17	1234 5678	1234 5678	1234 5678	1234 5678	1	7	8	9	10	11	12	=	0	7	8	9	10	11	12	=	2
MACDONALD	18	1234 5678	1234 5678	1234 5678	1234 5678	3	7	8	9	10	11	12	=	0	7	8	9	10	11	12	=	3
RONOVOST	19	1234 5678	1234 5678	1234 5678	1234 5678	3	7	8	9	10	11	12	=	1	7	8	9	10	11	12	=	2
CELLEY	22	1234 5678	1234 5678	1234 5678	1234 5678	6	7	8	9	10	11	12	=	1	7	8	9	10	11	12	=	1
IPPS	26	1234 5678	1234 5678	1234 5678	1234 5678	2	7	8	9	10	11	12	=	1	7	8	9	10	11	12	=	3
AFRAMBOISE	27	1234 5678	1234 5678	1234 5678	1234 5678	2	7	8	9	10	11	12	=	0	7	8	9	10	11	12	=	0
TEAM TOTALS		9	14	10	=	33	9	26						9	26							

NATIONAL HOCKEY LEAGUE

OFFICIAL REPORT OF MATCH BILL CODE # 642

CALIFORNIA SEALS vs. PITTSBURGH

Played in OAKLAND Rink, Date MARCH 19, 1975

HOME CLUB			VISITING CLUB		
No.		Y or N			Y or N
	Goal		31	PLASSÉ	Y
27	MELOCHE	Y	Sub-Goal		
30	SIMMONS	N	30	INNESS	N
	Defence		2	PARADISE	A, Y
2	HAMPTON	Y	3	STACKHOUSE	Y
3	CHRISTIE	Y	4	BURROWS	A, Y
6	FRIG	A, Y	5	WILKINS	Y
15	NEILSON	A, Y	6	CAMPBELL	Y
26	RESUT.	Y	8	KENCE	Y
	Forward		9	ARNASON	Y
7	GARDNER	Y	10	LAROCHE	Y
8	LAVERNER	Y	11	HADFIELD	Y
9	PATEY	Y	15	M'NAMARA	Y
10	SIMMER	Y	16	MORRISON	Y
12	WILLIAMS	Y	17	SCHOCK	C, Y
17	STEWART	Y	18	MACDONALD	Y
18	HRACHKOSY	Y	19	PRONOVOST	Y
19	MOXIE	Y	22	KELLY	Y
21	WEIR	Y	26	APPS	A, Y
22	JOHNSTON	C, Y	27	LAFRAMBOISE	Y
25	MACADAM	Y			
28	GRIG	Y			

Game starting time 8:06 P.M. First period ended at 8:39 P.M. Second period started at 9:04 P.M. and ended at 9:50 P.M. Third period started at 10:09 P.M. and ended at 10:47 P.M.

Won by Tie Game Score 3 to 3

Official Scorer B. H. Damsy Game Timekeeper N. O'CONNELL

Penalty Timekeeper J. GREN

Goal Judges C. WRIGHT F. ROWLEY

Linesmen G. GAUTHIER B. BOZAK

REMARKS: Delay in start of 2nd period caused by presentation of Junior Hockey awards.

Signed [Signature] Referee
B. H. Damsy Official-Scorer

SPECIAL INSTRUCTIONS

1. Be sure to indicate with the letter "Y" in the appropriate column all players who actually played in the game and indicate those who did not actually play with the "N". This is very important and essential information.
2. Any delay in starting the game longer than fifteen minutes after the advertised time should be reported, stating the cause of the delay and the club at fault. Any unusual incidents occurring in or affecting the conduct of the game should also be reported.
3. This report should be checked, signed and dispatched to National Hockey League, 920 Sun Life Building, by the quickest possible means.

This Form must be mailed to the League Office immediately after each Game.

NATIONAL HOCKEY LEAGUE SCORE SHEET

NOTE: Official Scorers.—Be particular to give credit for assists.

Pittsburgh 3 at California 3
 VISITORS SCORE HOME TEAM SCORE

Date Mar. 19, 1975 N.H.L. GAME # 642

CLUB	SCORER	ASSISTANT SCORER		TIME	NUMBER OF PLAYER WHEN GOAL SCORE	
					VISITING TEAM	HOME TEAM
1st PERIOD						
CALIFORNIA	• MOXEY	• SIMMER		6:38	F 6	6
PITTSBURGH	• LAFRAMBOISE	• MCMANAMA	• PARADISE	10:40	T 6	6
PITTSBURGH	• LAROCHE	• KELLY	• BURROWS	15:17	L 6	6
2nd PERIOD						
CALIFORNIA	• WEIR	• WILLIAMS	• FRIG	17:24	T 5	6
PITTSBURGH	• KELLY	• ARNASON	LAROCHE	17:55	L 6	6
CALIFORNIA	• SIMMER	• GARDNER		19:46	T 5	6
3rd PERIOD						
<div style="display: flex; justify-content: space-between; width: 100%;"> <div style="width: 45%; border-top: 1px solid black; border-left: 1px solid black; border-right: 1px solid black; height: 100px;"></div> <div style="width: 10%;"></div> <div style="width: 45%; border-top: 1px solid black; border-left: 1px solid black; border-right: 1px solid black; height: 100px;"></div> </div>						

NATIONAL HOCKEY LEAGUE PENALTY RECORD

REFEREE... B. LEWIS
 PITTSBURGH PENGUINS... AT... CALIFORNIA SEALS
 DATE MARCH 19, 1945

642

VISITING PLAYER	OFFENCE	TIME	TIME EXPIRED	HOME PLAYER	PLAYER'S NO.	MIN.	MAJORS	MIS-CONDUCTS	GAME MIS-CONDUCTS	MATCH
C CAMPBELL	HOLDING DOUBLE MINOR CROSS CHECK	17:16 18:26	19:16 20:26		6 3	X X				
R STACKHOUSE				B LAVENDER	8	X				
	TRIPPING	4:39	6:39		9	X				
C ARMASDON	HOLDING	4:50	6:50		15	X				
B. McMAHAMA	HOOKING	16:13	17:24		2	X				
B. PARADISE	TRIPPING	18:35	19:46		17					
R. SCHOCK	MISCONDUCT	19:46	9:46		6	X				
	FIGHT	2:27			6	X				
C CAMPBELL	MISCONDUCT	2:27			6					
C CAMPBELL	GAME MISCONDUCT	2:27	4:27	B. GREIG	28	X				
	ROUGHING	2:27		B. GREIG	28		X			
	FIGHT	2:27		B. GREIG	28			X		
	MISCONDUCT	2:27		B. GREIG	28				X	
	GAME MISCONDUCT	2:27	4:27	BENCH MINOR (SERVED BY MACADAM)	25	X				
	DELAY OF GAME	2:27	4:27							
				TOTAL PENALTIES		9	2	3	2	

NATIONAL HOCKEY LEAGUE

OFFICIAL STATISTICS

PITTSBURGH PENGUINS

- CODE OF SYMBOLS
- / Under "shots", a shot on goal.
 - ⊗ Under "shots", a goal scored on shot.
 - ⊖ Under "goals for" and "against", both teams even (but not necessarily full strength).
 - ⊕ Under "goals for" and "against", the scoring team at a man advantage.
 - ⊗ Under "goals for" and "against", the scoring team playing shorthanded.

HOME TEAM	GOALTENDER	No.	GOALS AGAINST						EMPTY-NET GOALS AGAINST			TIME OF GOALTENDER REMOVAL FOR EXTRA FORWARD						
			7	8	9	10	11	12	Total	1	2	3	Total					
	J. MELOCHE	27	1	2	1	4	5	6	3	1	2	3	0	20 sec	2 sec	0	22.9	
	J. SIMMONS	30	1	2	3	4	5	6	0	1	2	3	0	0	0	0	0	
PLAYER	No.	SHOTS					GOALS FOR						GOALS AGAINST					
		1st	2nd	3rd	OT.		7	8	9	10	11	12	Total	1	2	3	4	5
R. HAMPTON	2	2 3 4 5 6 7 8	1 2 3 4 5 6 7 8	1 2 3 4 5 6 7 8	1 2 3 4 5 6 7 8	2	1 2 3 4 5 6 7 8 9 10 11 12	⊗	1 2 3 4 5 6 7 8 9 10 11 12	2	1 2 3 4 5 6 7 8 9 10 11 12	1	1 2 3 4 5 6 7 8 9 10 11 12	1				
M. CHRISTIE	3	1 2 3 4 5 6 7 8	1 2 3 4 5 6 7 8	1 2 3 4 5 6 7 8	1 2 3 4 5 6 7 8	0	1 2 3 4 5 6 7 8 9 10 11 12	0	1 2 3 4 5 6 7 8 9 10 11 12	0	1 2 3 4 5 6 7 8 9 10 11 12	1	1 2 3 4 5 6 7 8 9 10 11 12	1				
L. FRIG	6	1 2 3 4 5 6 7 8	1 2 3 4 5 6 7 8	1 2 3 4 5 6 7 8	1 2 3 4 5 6 7 8	3	1 2 3 4 5 6 7 8 9 10 11 12	⊕	1 2 3 4 5 6 7 8 9 10 11 12	1	1 2 3 4 5 6 7 8 9 10 11 12	1	1 2 3 4 5 6 7 8 9 10 11 12	1				
J. NELSON	15	1 2 3 4 5 6 7 8	1 2 3 4 5 6 7 8	1 2 3 4 5 6 7 8	1 2 3 4 5 6 7 8	3	1 2 3 4 5 6 7 8 9 10 11 12	⊕	1 2 3 4 5 6 7 8 9 10 11 12	2	1 2 3 4 5 6 7 8 9 10 11 12	2	1 2 3 4 5 6 7 8 9 10 11 12	2				
G. PESWT	26	1 2 3 4 5 6 7 8	1 2 3 4 5 6 7 8	1 2 3 4 5 6 7 8	1 2 3 4 5 6 7 8	0	1 2 3 4 5 6 7 8 9 10 11 12	0	1 2 3 4 5 6 7 8 9 10 11 12	0	1 2 3 4 5 6 7 8 9 10 11 12	1	1 2 3 4 5 6 7 8 9 10 11 12	1				
		1 2 3 4 5 6 7 8	1 2 3 4 5 6 7 8	1 2 3 4 5 6 7 8	1 2 3 4 5 6 7 8	0	1 2 3 4 5 6 7 8 9 10 11 12	0	1 2 3 4 5 6 7 8 9 10 11 12	0	1 2 3 4 5 6 7 8 9 10 11 12	0	1 2 3 4 5 6 7 8 9 10 11 12	0				
D. GARDNER	7	1 2 3 4 5 6 7 8	1 2 3 4 5 6 7 8	1 2 3 4 5 6 7 8	1 2 3 4 5 6 7 8	6	1 2 3 4 5 6 7 8 9 10 11 12	⊕	1 2 3 4 5 6 7 8 9 10 11 12	1	1 2 3 4 5 6 7 8 9 10 11 12	0	1 2 3 4 5 6 7 8 9 10 11 12	0				
B. LAVENDER	8	1 2 3 4 5 6 7 8	1 2 3 4 5 6 7 8	1 2 3 4 5 6 7 8	1 2 3 4 5 6 7 8	0	1 2 3 4 5 6 7 8 9 10 11 12	0	1 2 3 4 5 6 7 8 9 10 11 12	0	1 2 3 4 5 6 7 8 9 10 11 12	0	1 2 3 4 5 6 7 8 9 10 11 12	0				
L. PATEY	9	1 2 3 4 5 6 7 8	1 2 3 4 5 6 7 8	1 2 3 4 5 6 7 8	1 2 3 4 5 6 7 8	1	1 2 3 4 5 6 7 8 9 10 11 12	⊕	1 2 3 4 5 6 7 8 9 10 11 12	2	1 2 3 4 5 6 7 8 9 10 11 12	0	1 2 3 4 5 6 7 8 9 10 11 12	0				
C. SIMMER	10	1 2 3 4 5 6 7 8	1 2 3 4 5 6 7 8	1 2 3 4 5 6 7 8	1 2 3 4 5 6 7 8	3	1 2 3 4 5 6 7 8 9 10 11 12	⊕	1 2 3 4 5 6 7 8 9 10 11 12	2	1 2 3 4 5 6 7 8 9 10 11 12	0	1 2 3 4 5 6 7 8 9 10 11 12	0				
B. WILLIAMS	12	1 2 3 4 5 6 7 8	1 2 3 4 5 6 7 8	1 2 3 4 5 6 7 8	1 2 3 4 5 6 7 8	2	1 2 3 4 5 6 7 8 9 10 11 12	⊕	1 2 3 4 5 6 7 8 9 10 11 12	1	1 2 3 4 5 6 7 8 9 10 11 12	0	1 2 3 4 5 6 7 8 9 10 11 12	0				
J. STEWART	17	1 2 3 4 5 6 7 8	1 2 3 4 5 6 7 8	1 2 3 4 5 6 7 8	1 2 3 4 5 6 7 8	1	1 2 3 4 5 6 7 8 9 10 11 12	0	1 2 3 4 5 6 7 8 9 10 11 12	0	1 2 3 4 5 6 7 8 9 10 11 12	3	1 2 3 4 5 6 7 8 9 10 11 12	3				
D. HRECHKOSY	18	1 2 3 4 5 6 7 8	1 2 3 4 5 6 7 8	1 2 3 4 5 6 7 8	1 2 3 4 5 6 7 8	4	1 2 3 4 5 6 7 8 9 10 11 12	⊕	1 2 3 4 5 6 7 8 9 10 11 12	1	1 2 3 4 5 6 7 8 9 10 11 12	0	1 2 3 4 5 6 7 8 9 10 11 12	0				
J. MOXEY	19	1 2 3 4 5 6 7 8	1 2 3 4 5 6 7 8	1 2 3 4 5 6 7 8	1 2 3 4 5 6 7 8	2	1 2 3 4 5 6 7 8 9 10 11 12	⊕	1 2 3 4 5 6 7 8 9 10 11 12	2	1 2 3 4 5 6 7 8 9 10 11 12	0	1 2 3 4 5 6 7 8 9 10 11 12	0				
S. WEIR	21	1 2 3 4 5 6 7 8	1 2 3 4 5 6 7 8	1 2 3 4 5 6 7 8	1 2 3 4 5 6 7 8	3	1 2 3 4 5 6 7 8 9 10 11 12	⊕	1 2 3 4 5 6 7 8 9 10 11 12	1	1 2 3 4 5 6 7 8 9 10 11 12	3	1 2 3 4 5 6 7 8 9 10 11 12	3				
J. JOHNSON	22	1 2 3 4 5 6 7 8	1 2 3 4 5 6 7 8	1 2 3 4 5 6 7 8	1 2 3 4 5 6 7 8	2	1 2 3 4 5 6 7 8 9 10 11 12	0	1 2 3 4 5 6 7 8 9 10 11 12	0	1 2 3 4 5 6 7 8 9 10 11 12	0	1 2 3 4 5 6 7 8 9 10 11 12	0				
A. MACADAM	25	1 2 3 4 5 6 7 8	1 2 3 4 5 6 7 8	1 2 3 4 5 6 7 8	1 2 3 4 5 6 7 8	1	1 2 3 4 5 6 7 8 9 10 11 12	0	1 2 3 4 5 6 7 8 9 10 11 12	0	1 2 3 4 5 6 7 8 9 10 11 12	3	1 2 3 4 5 6 7 8 9 10 11 12	3				
B. GREIG	28	1 2 3 4 5 6 7 8	1 2 3 4 5 6 7 8	1 2 3 4 5 6 7 8	1 2 3 4 5 6 7 8	2	1 2 3 4 5 6 7 8 9 10 11 12	0	1 2 3 4 5 6 7 8 9 10 11 12	0	1 2 3 4 5 6 7 8 9 10 11 12	0	1 2 3 4 5 6 7 8 9 10 11 12	0				
TEAM TOTALS		14	16	5	35	15	1											

KEY LEAGUE

STATISTICS OF GAME

CALIFORNIA GOLDEN SEALS

INT. CONFERENCE

STATISTICIAN HACK ROBINSON

DATE MARCH 19, 1975

VISITING TEAM	GOALTENDER	No.	GOALS AGAINST						EMPTY-NET GOALS AGAINST			TIME-OF GOALTENDER REMOVAL FOR EXTRA FORWARD						
			1	2	3	4	5	6	1	2	3	Total	Total	Total	Total			
	<u>G. INNESS</u>	<u>30</u>	7	8	9	10	11	12	=	0	1	2	3	0	0	0	0	
	<u>M. PLASSE</u>	<u>31</u>	7	8	9	10	11	12	=	3	1	2	3	0	5 sec.	0	0	5 sec.

PLAYER	No.	SHOTS				GOALS FOR	GOALS AGAINST
		1st	2nd	3rd	OT.		
<u>? PARADISE</u>	<u>2</u>	1 2 3 4 5 6 7 8	1 2 3 4 5 6 7 8	1 2 3 4 5 6 7 8	1 2 3 4 5 6 7 8	0	7 8 9 10 11 12 = 3
<u>? STACKHOUSE</u>	<u>3</u>	1 2 3 4 5 6 7 8	1 2 3 4 5 6 7 8	1 2 3 4 5 6 7 8	1 2 3 4 5 6 7 8	1	7 8 9 10 11 12 = 1
<u>? BURROWS</u>	<u>4</u>	1 2 3 4 5 6 7 8	1 2 3 4 5 6 7 8	1 2 3 4 5 6 7 8	1 2 3 4 5 6 7 8	3	7 8 9 10 11 12 = 1
<u>? WILKINS</u>	<u>5</u>	1 2 3 4 5 6 7 8	1 2 3 4 5 6 7 8	1 2 3 4 5 6 7 8	1 2 3 4 5 6 7 8	2	7 8 9 10 11 12 = 1
<u>? CAMPBELL</u>	<u>6</u>	1 2 3 4 5 6 7 8	1 2 3 4 5 6 7 8	1 2 3 4 5 6 7 8	1 2 3 4 5 6 7 8	1	7 8 9 10 11 12 = 0
		1 2 3 4 5 6 7 8	1 2 3 4 5 6 7 8	1 2 3 4 5 6 7 8	1 2 3 4 5 6 7 8	0	7 8 9 10 11 12 = 0
<u>? KEHOE</u>	<u>8</u>	1 2 3 4 5 6 7 8	1 2 3 4 5 6 7 8	1 2 3 4 5 6 7 8	1 2 3 4 5 6 7 8	2	7 8 9 10 11 12 = 0
<u>? J. FARNASON</u>	<u>9</u>	1 2 3 4 5 6 7 8	1 2 3 4 5 6 7 8	1 2 3 4 5 6 7 8	1 2 3 4 5 6 7 8	2	7 8 9 10 11 12 = 0
<u>? LAROCHE</u>	<u>10</u>	1 2 3 4 5 6 7 8	1 2 3 4 5 6 7 8	1 2 3 4 5 6 7 8	1 2 3 4 5 6 7 8	1	7 8 9 10 11 12 = 2
<u>? HADFIELD</u>	<u>11</u>	1 2 3 4 5 6 7 8	1 2 3 4 5 6 7 8	1 2 3 4 5 6 7 8	1 2 3 4 5 6 7 8	1	7 8 9 10 11 12 = 0
<u>? Mc MANAMA</u>	<u>15</u>	1 2 3 4 5 6 7 8	1 2 3 4 5 6 7 8	1 2 3 4 5 6 7 8	1 2 3 4 5 6 7 8	1	7 8 9 10 11 12 = 1
<u>. MORRISON</u>	<u>16</u>	1 2 3 4 5 6 7 8	1 2 3 4 5 6 7 8	1 2 3 4 5 6 7 8	1 2 3 4 5 6 7 8	2	7 8 9 10 11 12 = 1
<u>? SCHOCK</u>	<u>17</u>	1 2 3 4 5 6 7 8	1 2 3 4 5 6 7 8	1 2 3 4 5 6 7 8	1 2 3 4 5 6 7 8	3	7 8 9 10 11 12 = 0
<u>. Mac DONALD</u>	<u>18</u>	1 2 3 4 5 6 7 8	1 2 3 4 5 6 7 8	1 2 3 4 5 6 7 8	1 2 3 4 5 6 7 8	4	7 8 9 10 11 12 = 0
<u>? PRONOVOST</u>	<u>19</u>	1 2 3 4 5 6 7 8	1 2 3 4 5 6 7 8	1 2 3 4 5 6 7 8	1 2 3 4 5 6 7 8	4	7 8 9 10 11 12 = 0
<u>? KELLY</u>	<u>22</u>	1 2 3 4 5 6 7 8	1 2 3 4 5 6 7 8	1 2 3 4 5 6 7 8	1 2 3 4 5 6 7 8	7	7 8 9 10 11 12 = 2
<u>? APPS</u>	<u>26</u>	1 2 3 4 5 6 7 8	1 2 3 4 5 6 7 8	1 2 3 4 5 6 7 8	1 2 3 4 5 6 7 8	1	7 8 9 10 11 12 = 0
<u>? LARRAMBOISE</u>	<u>27</u>	1 2 3 4 5 6 7 8	1 2 3 4 5 6 7 8	1 2 3 4 5 6 7 8	1 2 3 4 5 6 7 8	1	7 8 9 10 11 12 = 1

TEAM TOTALS 9 17 10 = 36 ✓ 15 ✓ 13 ✓

NATIONAL HOCKEY LEAGUE

#654

OFFICIAL REPORT OF MATCH

PITTSBURGH PENGUINS vs LOS ANGELES KINGS

Played in LOS ANGELES Rink, Date MARCH 22 1975

HOME CLUB			VISITING CLUB		
No.		Y or N			Y or N
	Goal				
30	VACHON	✓ Y	30	INNESS	✓ Y
	Sub-Goal				
1	EDWARDS	N	31	PLASSE	✓ Y
	Defence				
2	HARPER (C)	✓ Y	2	PARADISE (A)	✓ Y
3	BROWN	✓ Y	2	STACKHOUSE	✓ Y
4	HUTCHISON	✓ Y	4	BORROWS (A)	✓ Y
5	MURDOCH	✓ Y	5	NILKINS	✓ Y
6	KANNEGIESSER	✓ Y	6	CAMPBELL	✓ Y
23	KOMADOSKI	✓ Y			
	Forward				
7	MURPHY	✓ Y	8	KEHOE	✓ Y
9	NEVIN	✓ Y	9	ARNASON	✓ Y
10	VENASKY	✓ Y	10	KAROUCHE	✓ Y
11	CORRIGAN	✓ Y	11	HADFIELD	✓ Y
12	CARR	✓ Y	15	McMANAMA	✓ Y
14	ST MARSEILLE	✓ Y	16	MORRISON	✓ Y
15	WIDING	✓ Y	17	SHOCK (C)	✓ Y
18	BERRY	✓ Y	18	MACDONALD	✓ Y
24	KOZAK	✓ Y	19	PRONOVOST	✓ Y
27	MALONEY	✓ Y	22	KELLY	✓ Y
			26	APPS (A)	✓ Y
			27	LAFRAMBOISE	✓ Y

Game starting time 8:06 P.M. First period ended at 8:47 P.M. Second period started at 9:02 P.M. and ended at 9:36 P.M. Third period started at 9:52 P.M. and ended at 10:23 P.M.

Won by LOS ANGELES Score 4 to 0

Official Scorer J H BEALEY Game Timekeeper W MEURIS

Penalty Timekeeper R VAN GOMPEL

Goal Judges D HILLER E RUCKS

Linesmen J CHRISTISON G GAUTHIER

REMARKS:

Signed [Signature] Referee
[Signature] Official-Scorer

SPECIAL INSTRUCTIONS

1. Be sure to indicate with the letter "Y" in the appropriate column all players who actually played in the game and indicate those who did not actually play with the "N". This is very important and essential information.
2. Any delay in starting the game longer than fifteen minutes after the advertised time should be reported, stating the cause of the delay and the club at fault. Any unusual incidents occurring in or affecting the conduct of the game should also be reported.
3. This report should be checked, signed and dispatched to National Hockey League, 920 Sun Life Building, by the quickest possible means.

NATIONAL HOCKEY LEAGUE SCORE SHEET

NOTE:—Official Scorers.—Be particular to give credit for assists.

PITTSBURGH 0 at LOS ANGELES 4
VISITORS SCORE HOME TEAM SCORE
ALL GAMES 654

Date MARCH 22 1975

CLUB	SCORER	ASSISTANT SCORER	TIME	NUMBER OF PLAYERS WHEN GOAL SCORED	
				VISITING TEAM	HOME TEAM
1st PERIOD					
LOS ANGELES	• KOZAK	• CORRIGAN • HARPER	4:31	F 6	6
LOS ANGELES	• ST MARSEILLE	• KANNEGIESSER	7:09	I 6	6
LOS ANGELES	• NEVIN	• MALONEY	19:23	6	5
2nd PERIOD					
LOS ANGELES	• NEVIN	• MALONEY • HARPER	16:38	6	5
3rd PERIOD					

This form should be handed to the Official Scorer or mailed to the League Office immediately after each game.

NATIONAL HOCKEY LEAGUE

PENALTY RECORD

654

REFEREE: *PITTSBURGH* AT *LOS ANGELES*
BRIAN KELLS DATE: *MARCH 27, 1978*
III. GAME # 054

VISITING PLAYER	OFFENCE	TIME	TIME EXPIRED	HOME PLAYER	PLAYER'S NO.	MIN.	MAJORS	MIS-CONDUCTS	GAME MIS-CONDUCTS	MATCH
<i>P. LORAUCE</i>	<i>SLASHING</i>	<i>8:03</i>	<i>10:03</i>		<i>10</i>	<i>✓</i>				
<i>B. PARROTT</i>	<i>ROUGHING</i>	<i>9:09</i>	<i>11:09</i>		<i>2</i>	<i>✓</i>				
	<i>ROUGHING</i>	<i>9:09</i>	<i>11:09</i>	<i>G. COPE</i>	<i>12</i>	<i>✓</i>				
	<i>SPEAKING</i>	<i>9:09</i>	<i>14:09</i>	<i>G. COPE</i>	<i>12</i>					
	<i>HIGHSTICKING</i>	<i>11:18</i>	<i>13:18</i>		<i>5</i>	<i>✓</i>				
<i>B. WILKINS</i>	<i>ROUGHING</i>	<i>14:18</i>	<i>15:18</i>		<i>5</i>	<i>✓</i>				
<i>B. WILKINS</i>	<i>ROUGHING</i>	<i>11:18</i>	<i>13:18</i>	<i>THAPPER</i>	<i>2</i>	<i>✓</i>				
	<i>ROUGHING</i>	<i>17:54</i>	<i>19:57</i>	<i>W. WILKINS</i>	<i>15</i>	<i>✓</i>				
	<i>ROUGHING</i>		<i>2nd Period</i>							
	<i>HOOKING</i>	<i>9:04</i>	<i>9:04</i>	<i>THAPPER</i>	<i>2</i>	<i>✓</i>				
	<i>EXCESSIVE FORCE</i>	<i>14:14</i>	<i>16:14</i>		<i>22</i>	<i>✓</i>				
<i>B. KELLY</i>	<i>HOLDING</i>	<i>14:52</i>	<i>16:50</i>	<i>B. MURDOCH</i>	<i>5</i>	<i>✓</i>				
			<i>3rd Period</i>							
	<i>TRIPPING</i>	<i>2:19</i>	<i>4:19</i>	<i>D. MALONEY</i>	<i>27</i>	<i>✓</i>				
	<i>HOLDING</i>	<i>13:03</i>	<i>15:03</i>	<i>W. WILKINS</i>	<i>15</i>	<i>✓</i>				
				<i>New Free Penalty</i>						

OK

CODE OF SYMBOLS

- ① - Under "shots", a shot on goal.
- ② - Under "shots", a goal scored on shot.
- ③ - Under "goals for" and "against", both teams even (but not necessarily full strength).
- ④ - Under "goals for" and "against", the scoring team at a man advantage.
- ⑤ - Under "goals for" and "against", the scoring team playing shorthanded.

NATIONAL H

OFFICIAL ST.

Pittsburgh Penguins

HOME TEAM	GOALTENDER		GOALS AGAINST						EMPTY-NET GOALS AGAINST			TIME OF GOALTENDER REMOVAL FOR EXTRA FORWARD									
	No.		1	2	3	4	5	6	1	2	3										
	Edwards	1	7	8	9	10	11	12	1	2	3										
	Jachow	30	7	8	9	10	11	12	1	2	3										
PLAYER	No.	SHOTS					GOALS FOR						GOALS AGAINST								
		1st	2nd	3rd	OT.		1	2	3	4	5	6	1	2	3	4	5	6			
Harper	2	1234 5678	X234 5678	1234 5678	1234 5678	1	7	8	9	10	X 5 6	2	7	8	9	10	11	12			
Brown	3	1234 5678	1234 5678	X234 5678	1234 5678	1	7	8	9	10	X 5 6	1	7	8	9	10	11	12			
Hutchison	4	1234 5678	1234 5678	1234 5678	1234 5678	0	7	X 8	9	10	4 5 6	1	7	8	9	10	11	12			
Murdoch	5	X1234 5678	1234 5678	1234 5678	1234 5678	1	7	8	X 9	10	4 5 6	2	7	8	9	10	11	12			
Kanngiessen	6	1234 5678	1234 5678	1234 5678	1234 5678	0	7	8	X 9	10	4 5 6	2	7	8	9	10	11	12			
Komadoski	23	1234 5678	1234 5678	1234 5678	1234 5678	0	7	8	9	10	11 12	0	7	8	9	10	11	12			
Murphy	7	1234 5678	1234 5678	X234 5678	1234 5678	1	7	8	9	10	11 12	0	7	8	9	10	11	12			
Neulin	9	X1234 5678	X1234 5678	X1234 5678	1234 5678	6	7	8	X 9	X 10	5 6	3	7	8	9	10	11	12			
Vernsky	10	1234 5678	1234 5678	1234 5678	1234 5678	0	7	8	9	10	11 12	0	7	8	9	10	11	12			
Corrigan	11	1234 5678	X234 5678	X234 5678	1234 5678	2	7	X 8	9	10	4 5 6	1	7	8	9	10	11	12			
Carr	12	1234 5678	1234 5678	X234 5678	1234 5678	2	7	8	9	10	11 12	0	7	8	9	10	11	12			
St. Maurice	14	X1234 5678	1234 5678	1234 5678	1234 5678	3	7	8	X 9	10	11 12	1	7	8	9	10	11	12			
Widing	15	1234 5678	X234 5678	X234 5678	1234 5678	2	7	X 8	9	10	11 12	1	7	8	9	10	11	12			
Winn	16	1234 5678	1234 5678	1234 5678	1234 5678		7	8	9	10	11 12	0	7	8	9	10	11	12			
Berry	18	1234 5678	X234 5678	X234 5678	1234 5678	2	7	8	9	10	11 12	0	7	8	9	10	11	12			
Kozak	24	X1234 5678	1234 5678	1234 5678	1234 5678	1	7	X 8	9	10	11 12	1	7	8	9	10	11	12			
Manover	27	X1234 5678	1234 5678	X234 5678	1234 5678	4	7	8	X 9	X 10	5 6	3	7	8	9	10	11	12			
		1234 5678	1234 5678	1234 5678	1234 5678		7	8	9	10	11 12		7	8	9	10	11	12			

TEAM TOTALS 8 6 12 = 26 ✓ 18 ✓

HOCKEY LEAGUE

STATISTICS OF GAME

STATISTICIAN DEWIS COY

DATE 3/22/75

AT Los Angeles Kings

VISITING TEAM	GOALTENDER	No.	GOALS AGAINST						EMPTY-NET GOALS AGAINST			TIME OF GOALTENDER REMOVAL FOR EXTRA FORWARD				
			7	8	9	10	11	12	1	2	3	Total	17.53			Tot
	<u>Inness</u>	<u>30</u>	<u>1</u>	<u>1</u>	<u>X</u>	<u>X</u>	<u>X</u>	<u>5</u>	<u>6</u>	<u>4</u>						<u>0.0</u>
	<u>PLASSE</u>	<u>31</u>	<u>1</u>	<u>2</u>	<u>3</u>	<u>0</u>	<u>4</u>	<u>5</u>	<u>6</u>	<u>PLASSE</u>	<u>3</u>					

PLAYER	No.	SHOTS					GOALS FOR						GOALS AGAINST					
		1st	2nd	3rd	OT.		7	8	9	10	11	12	1	2	3	4	5	6
<u>PARADISE</u>	<u>2</u>	<u>1</u> <u>2</u> <u>3</u> <u>4</u> <u>5</u> <u>6</u> <u>7</u> <u>8</u>	<u>1</u> <u>2</u> <u>3</u> <u>4</u> <u>5</u> <u>6</u> <u>7</u> <u>8</u>	<u>X</u> <u>2</u> <u>3</u> <u>4</u> <u>5</u> <u>6</u> <u>7</u> <u>8</u>	<u>1</u> <u>2</u> <u>3</u> <u>4</u> <u>5</u> <u>6</u> <u>7</u> <u>8</u>	<u>1</u>	<u>1</u>											<u>2</u>
<u>Stackhouse</u>	<u>3</u>	<u>X</u> <u>1</u> <u>2</u> <u>3</u> <u>4</u> <u>5</u> <u>6</u> <u>7</u> <u>8</u>	<u>1</u> <u>2</u> <u>3</u> <u>4</u> <u>5</u> <u>6</u> <u>7</u> <u>8</u>	<u>1</u> <u>2</u> <u>3</u> <u>4</u> <u>5</u> <u>6</u> <u>7</u> <u>8</u>	<u>1</u> <u>2</u> <u>3</u> <u>4</u> <u>5</u> <u>6</u> <u>7</u> <u>8</u>	<u>2</u>	<u>1</u>											<u>2</u>
<u>BURROWS</u>	<u>4</u>	<u>1</u> <u>2</u> <u>3</u> <u>4</u> <u>5</u> <u>6</u> <u>7</u> <u>8</u>	<u>1</u> <u>2</u> <u>3</u> <u>4</u> <u>5</u> <u>6</u> <u>7</u> <u>8</u>	<u>X</u> <u>X</u> <u>X</u> <u>X</u> <u>5</u> <u>6</u> <u>7</u> <u>8</u>	<u>1</u> <u>2</u> <u>3</u> <u>4</u> <u>5</u> <u>6</u> <u>7</u> <u>8</u>	<u>4</u>	<u>1</u>											<u>2</u>
<u>Wilkins</u>	<u>5</u>	<u>1</u> <u>2</u> <u>3</u> <u>4</u> <u>5</u> <u>6</u> <u>7</u> <u>8</u>	<u>1</u> <u>2</u> <u>3</u> <u>4</u> <u>5</u> <u>6</u> <u>7</u> <u>8</u>	<u>X</u> <u>2</u> <u>3</u> <u>4</u> <u>5</u> <u>6</u> <u>7</u> <u>8</u>	<u>1</u> <u>2</u> <u>3</u> <u>4</u> <u>5</u> <u>6</u> <u>7</u> <u>8</u>	<u>1</u>	<u>1</u>											<u>0</u>
<u>Campbell</u>	<u>6</u>	<u>X</u> <u>1</u> <u>2</u> <u>3</u> <u>4</u> <u>5</u> <u>6</u> <u>7</u> <u>8</u>	<u>1</u> <u>2</u> <u>3</u> <u>4</u> <u>5</u> <u>6</u> <u>7</u> <u>8</u>	<u>1</u> <u>2</u> <u>3</u> <u>4</u> <u>5</u> <u>6</u> <u>7</u> <u>8</u>	<u>1</u> <u>2</u> <u>3</u> <u>4</u> <u>5</u> <u>6</u> <u>7</u> <u>8</u>	<u>3</u>	<u>1</u>											<u>1</u>
		<u>1</u> <u>2</u> <u>3</u> <u>4</u> <u>5</u> <u>6</u> <u>7</u> <u>8</u>	<u>1</u> <u>2</u> <u>3</u> <u>4</u> <u>5</u> <u>6</u> <u>7</u> <u>8</u>	<u>1</u> <u>2</u> <u>3</u> <u>4</u> <u>5</u> <u>6</u> <u>7</u> <u>8</u>	<u>1</u> <u>2</u> <u>3</u> <u>4</u> <u>5</u> <u>6</u> <u>7</u> <u>8</u>		<u>1</u>											
<u>Kehoe</u>	<u>8</u>	<u>X</u> <u>1</u> <u>2</u> <u>3</u> <u>4</u> <u>5</u> <u>6</u> <u>7</u> <u>8</u>	<u>1</u> <u>2</u> <u>3</u> <u>4</u> <u>5</u> <u>6</u> <u>7</u> <u>8</u>	<u>X</u> <u>1</u> <u>2</u> <u>3</u> <u>4</u> <u>5</u> <u>6</u> <u>7</u> <u>8</u>	<u>1</u> <u>2</u> <u>3</u> <u>4</u> <u>5</u> <u>6</u> <u>7</u> <u>8</u>	<u>5</u>	<u>1</u>											<u>2</u>
<u>ARNASON</u>	<u>9</u>	<u>1</u> <u>2</u> <u>3</u> <u>4</u> <u>5</u> <u>6</u> <u>7</u> <u>8</u>	<u>1</u> <u>2</u> <u>3</u> <u>4</u> <u>5</u> <u>6</u> <u>7</u> <u>8</u>	<u>1</u> <u>2</u> <u>3</u> <u>4</u> <u>5</u> <u>6</u> <u>7</u> <u>8</u>	<u>1</u> <u>2</u> <u>3</u> <u>4</u> <u>5</u> <u>6</u> <u>7</u> <u>8</u>	<u>0</u>	<u>1</u>											<u>1</u>
<u>LAROCHE</u>	<u>10</u>	<u>1</u> <u>2</u> <u>3</u> <u>4</u> <u>5</u> <u>6</u> <u>7</u> <u>8</u>	<u>1</u> <u>2</u> <u>3</u> <u>4</u> <u>5</u> <u>6</u> <u>7</u> <u>8</u>	<u>X</u> <u>2</u> <u>3</u> <u>4</u> <u>5</u> <u>6</u> <u>7</u> <u>8</u>	<u>1</u> <u>2</u> <u>3</u> <u>4</u> <u>5</u> <u>6</u> <u>7</u> <u>8</u>	<u>1</u>	<u>1</u>											<u>1</u>
<u>HARTFIELD</u>	<u>11</u>	<u>X</u> <u>1</u> <u>2</u> <u>3</u> <u>4</u> <u>5</u> <u>6</u> <u>7</u> <u>8</u>	<u>X</u> <u>2</u> <u>3</u> <u>4</u> <u>5</u> <u>6</u> <u>7</u> <u>8</u>	<u>1</u> <u>2</u> <u>3</u> <u>4</u> <u>5</u> <u>6</u> <u>7</u> <u>8</u>	<u>1</u> <u>2</u> <u>3</u> <u>4</u> <u>5</u> <u>6</u> <u>7</u> <u>8</u>	<u>3</u>	<u>1</u>											<u>2</u>
<u>McMANNAMA</u>	<u>15</u>	<u>1</u> <u>2</u> <u>3</u> <u>4</u> <u>5</u> <u>6</u> <u>7</u> <u>8</u>	<u>X</u> <u>2</u> <u>3</u> <u>4</u> <u>5</u> <u>6</u> <u>7</u> <u>8</u>	<u>1</u> <u>2</u> <u>3</u> <u>4</u> <u>5</u> <u>6</u> <u>7</u> <u>8</u>	<u>1</u> <u>2</u> <u>3</u> <u>4</u> <u>5</u> <u>6</u> <u>7</u> <u>8</u>	<u>1</u>	<u>1</u>											<u>0</u>
<u>MORRISON</u>	<u>16</u>	<u>1</u> <u>2</u> <u>3</u> <u>4</u> <u>5</u> <u>6</u> <u>7</u> <u>8</u>	<u>1</u> <u>2</u> <u>3</u> <u>4</u> <u>5</u> <u>6</u> <u>7</u> <u>8</u>	<u>1</u> <u>2</u> <u>3</u> <u>4</u> <u>5</u> <u>6</u> <u>7</u> <u>8</u>	<u>1</u> <u>2</u> <u>3</u> <u>4</u> <u>5</u> <u>6</u> <u>7</u> <u>8</u>	<u>0</u>	<u>1</u>											<u>0</u>
<u>Schock</u>	<u>17</u>	<u>1</u> <u>2</u> <u>3</u> <u>4</u> <u>5</u> <u>6</u> <u>7</u> <u>8</u>	<u>1</u> <u>2</u> <u>3</u> <u>4</u> <u>5</u> <u>6</u> <u>7</u> <u>8</u>	<u>X</u> <u>2</u> <u>3</u> <u>4</u> <u>5</u> <u>6</u> <u>7</u> <u>8</u>	<u>1</u> <u>2</u> <u>3</u> <u>4</u> <u>5</u> <u>6</u> <u>7</u> <u>8</u>	<u>1</u>	<u>1</u>											<u>1</u>
<u>McDONALD</u>	<u>18</u>	<u>1</u> <u>2</u> <u>3</u> <u>4</u> <u>5</u> <u>6</u> <u>7</u> <u>8</u>	<u>1</u> <u>2</u> <u>3</u> <u>4</u> <u>5</u> <u>6</u> <u>7</u> <u>8</u>	<u>X</u> <u>2</u> <u>3</u> <u>4</u> <u>5</u> <u>6</u> <u>7</u> <u>8</u>	<u>1</u> <u>2</u> <u>3</u> <u>4</u> <u>5</u> <u>6</u> <u>7</u> <u>8</u>	<u>1</u>	<u>1</u>											<u>1</u>
<u>Pronovost</u>	<u>19</u>	<u>X</u> <u>1</u> <u>2</u> <u>3</u> <u>4</u> <u>5</u> <u>6</u> <u>7</u> <u>8</u>	<u>1</u> <u>2</u> <u>3</u> <u>4</u> <u>5</u> <u>6</u> <u>7</u> <u>8</u>	<u>X</u> <u>2</u> <u>3</u> <u>4</u> <u>5</u> <u>6</u> <u>7</u> <u>8</u>	<u>1</u> <u>2</u> <u>3</u> <u>4</u> <u>5</u> <u>6</u> <u>7</u> <u>8</u>	<u>4</u>	<u>1</u>											<u>1</u>
<u>Kelly</u>	<u>22</u>	<u>1</u> <u>2</u> <u>3</u> <u>4</u> <u>5</u> <u>6</u> <u>7</u> <u>8</u>	<u>X</u> <u>2</u> <u>3</u> <u>4</u> <u>5</u> <u>6</u> <u>7</u> <u>8</u>	<u>X</u> <u>1</u> <u>2</u> <u>3</u> <u>4</u> <u>5</u> <u>6</u> <u>7</u> <u>8</u>	<u>1</u> <u>2</u> <u>3</u> <u>4</u> <u>5</u> <u>6</u> <u>7</u> <u>8</u>	<u>4</u>	<u>1</u>											<u>2</u>
<u>Dpps</u>	<u>26</u>	<u>1</u> <u>2</u> <u>3</u> <u>4</u> <u>5</u> <u>6</u> <u>7</u> <u>8</u>	<u>1</u> <u>2</u> <u>3</u> <u>4</u> <u>5</u> <u>6</u> <u>7</u> <u>8</u>	<u>1</u> <u>2</u> <u>3</u> <u>4</u> <u>5</u> <u>6</u> <u>7</u> <u>8</u>	<u>1</u> <u>2</u> <u>3</u> <u>4</u> <u>5</u> <u>6</u> <u>7</u> <u>8</u>	<u>0</u>	<u>1</u>											<u>1</u>
<u>Lokamboise</u>	<u>27</u>	<u>1</u> <u>2</u> <u>3</u> <u>4</u> <u>5</u> <u>6</u> <u>7</u> <u>8</u>	<u>1</u> <u>2</u> <u>3</u> <u>4</u> <u>5</u> <u>6</u> <u>7</u> <u>8</u>	<u>1</u> <u>2</u> <u>3</u> <u>4</u> <u>5</u> <u>6</u> <u>7</u> <u>8</u>	<u>1</u> <u>2</u> <u>3</u> <u>4</u> <u>5</u> <u>6</u> <u>7</u> <u>8</u>	<u>0</u>	<u>1</u>											<u>0</u>

TEAM TOTALS 11 3 17 31 ✓ 0 ✓ 21

NATIONAL HOCKEY LEAGUE

OFFICIAL REPORT OF MATCH

MONTREAL CANADIENS

vs. PITTSBURGH PENGUINS

Played in PITTSBURGH

Rink, Date MARCH 26, 1935

HOME CLUB			VISITING CLUB		
No.		Y or N			Y or N
	Goal				
	Sub-Goal				
	Defence				
	Forward				
①	PLASSE, M.	Y	②	DAYDEN, K.	Y
30	INNESS, G.	Y	1	LAROCQUE, M.	N
2	PARADISE, B.	Y	③	LAPORTE, G.	A Y
3	STALKHOUSE, R.	Y	6	ROBERTS, J.	Y
4	BURROWS, D.	Y	18	SAVARD, S.	A Y
⑤	WILKINS, B.	Y	19	ROBINSON, L.	Y
⑥	CAMPBELL, C.	Y	④	AWREY, D.	Y
			26	BOUCHARD, P.	Y
8	KENOE, R.	Y			
⑨	ARNASON, C.	Y	⑧	RISEBROUEN, D.	Y
⑩	LAROCHE, P.	Y	10	LAFLEUR, G.	Y
11	HADFIELD, V.	Y	⑩	LAMBERT, Y.	Y
16	MORRISON, L.	Y	12	COURNOYER, Y.	A Y
17	SCHOLK, R.	Y	⑪	TREMBLAY, M.	Y
18	MACDONALD, L.	N	17	WILSON, M.	Y
19	TRONOVOST, J.	Y	20	MANDUICH, P.	A Y
⑲	KELLY, G.	Y	21	SATHER, G.	Y
26	APPEL, S.	Y	22	SHUTT, S.	Y
27	LAFRAMBOISE, P.	Y	23	GAINES, G.	Y
15	McMANAMA, B.	Y	25	LEMAIRE, J.	Y

Game starting time 7:35 P.M. First period ended at 8:16 P.M. Second period started at 8:31 P.M. and ended at 9:14 P.M. Third period started at 9:30 P.M. and ended at 10:03 P.M.

Won by PITTSBURGH Score 6 to 4

Official Scorer DAVE REYNOLDS Game Timekeeper FRANK TYSON

Penalty Timekeeper BOB FERONS

Goal Judges JACK POWELL & GEORGE COULTAS

Linesmen LEON STICKLER & SWEDE KNOX

REMARKS: PLASSE REMOVED AT 19:56 OF FIRST PERIOD & RETURNED AT START OF SECOND PERIOD. INNESS REPLACED PLASSE AT 7:46 OF SECOND PERIOD. DAYDEN REMOVED AT 18:21 TO 19:09 & 19:22 TO END OF THIRD PERIOD

Signed John M. Carley Referee
Dave Reynolds Official-Scorer

SPECIAL INSTRUCTIONS

1. Be sure to indicate with the letter "Y" in the appropriate column all players who actually played in the game and indicate those who did not actually play with the "N". This is very important and essential information.
2. Any delay in starting the game longer than fifteen minutes after the advertised time should be reported, stating the cause of the delay and the club at fault. Any unusual incidents occurring in or affecting the conduct of the game should also be reported.
3. This report should be checked, signed and dispatched to National Hockey League, 926 Sun Life Building, by the quickest possible means.

NATIONAL HOCKEY LEAGUE

SCORE SHEET

NOTE:—Official Scorers.—Be particular to give credit for assists.

MONTREAL CANADIENS ⁴ at PITTSBURGH PENGUINS ⁶
 VISITORS SCORE HOME TEAM SCORE

Date MARCH 26, 1975

CLUB	SCORER	ASSISTANT SCORER		TIME	NUMBER OF PLAYERS WHEN GOAL SCORED	
					VISITING TEAM	HOME TEAM
1st PERIOD						
MTL.	BOUCHARD	—	—	11:25	6	6
PCH.	HADFIELD	8 KENOE	17 SCHOCK	13:02	6	6
2nd PERIOD						
PCH.	15 McMANAMA	8 KENOE	17 SCHOCK	3:14	6	6
PCH.	9 ARNASON	22 KELLY	10 LAROUCHE	4:28	6	6
MTL.	TREMBLAY ✓	BOUCHARD	—	7:46	6	6
3rd PERIOD						
PCH.	8 KENOE	11 HADFIELD	17 SCHOCK ✓	1:30	6	6
MTL.	LAFLEUR ✓	SAUARD ✓	MANDULICH	4:15	6	6
PCH.	16 MERRISON	—	—	11:02	6	6
PCH.	10 LAROUCHE	—	—	14:56	6	6
MTL.	LAMBERT ✓	LEFLEUR ✓	—	15:17	6	6

Official's Signature

Dave Reynolds

This form should be handed to the Official Scorer or mailed to the League Office immediately after each game.

NATIONAL HOCKEY LEAGUE

PENALTY RECORD

Referee: *Mr. [unclear]*
 Date: *3-26-73*
 At: *[unclear]*

Name of Player Penalized

VISITING TEAM	OFFENCE	TIME	TIME EXPIRED	HOME TEAM	PLAYERS NO	MIN.	MAJORS	MIS-CONDUCTS	GAME MIS-CONDUCTS	MATCH
<i>M Williams V</i>	<i>Shank</i>	<i>3:10</i>	<i>3:10</i>		<i>11</i>	<i>X</i>				
<i>G Soderbe V</i>	<i>Shank</i>	<i>5:01</i>	<i>7:11</i>		<i>21</i>	<i>X</i>				
<i>G Soderbe V</i>	<i>MS</i>	<i>5:01</i>	<i>12:11</i>		<i>21</i>	<i>X</i>		<i>X</i>		
	<i>Shank</i>	<i>7:31</i>	<i>9:31</i>		<i>21</i>	<i>X</i>				
	<i>MS</i>	<i>15:34</i>	<i>17:34</i>		<i>2</i>	<i>X</i>				
<i>G Soderbe V</i>	<i>MS</i>	<i>17:56</i>	<i>1:56</i>		<i>5</i>	<i>X</i>				
	<i>Shank</i>	<i>12:10</i>	<i>11:10</i>		<i>3</i>	<i>X</i>				
<i>G Langset V</i>	<i>MS</i>	<i>13:09</i>	<i>15:09</i>		<i>11</i>	<i>X</i>				
	<i>MS</i>	<i>18:09</i>	<i>15:09</i>		<i>5</i>	<i>X</i>				
<i>D Rossberg V</i>	<i>MS</i>	<i>19:09</i>	<i>9:09</i>		<i>8</i>	<i>X</i>				
	<i>MS</i>	<i>11:21</i>	<i>13:21</i>		<i>22</i>	<i>X</i>				

NATIONAL HOCKEY LEAGUE

OFFICIAL STATISTICS OF GAME

STATISTICAL *Tommy Dwyer*
DATE *MARCH 26, 1935*

CODE OF SYMBOLS
 Under "HOME" (1) and on goal.
 Under "TEAM" (2) and "against" (3), both teams given (but not necessarily full strength).
 Under "GOALS FOR" and "AGAINST" (4) and "against" (5), the scoring team at a man advantage.
 Under "GOALS FOR" and "AGAINST" (6) and "against" (7), the scoring team playing shorthanded.

HOME TEAM	GOALTENDER	No.	GOALS AGAINST			EMPTY NET GOALS AGAINST	Total	TIME OF GOALTENDER REMOVAL FOR EXTRA FORWARD	HOME TEAM	GOALS FOR	Empty Net Goals Against	Total	TIME OF GOALTENDER REMOVAL FOR EXTRA FORWARD
			1	2	3								
INDIANA	IRVING	30	1	0	0	1	7:10	INDIANA	1	0	1	7:10	
MINNESOTA	IRVING	31	1	0	0	1	7:10	MINNESOTA	1	0	1	7:10	
ST. LOUIS	IRVING	32	1	0	0	1	7:10	ST. LOUIS	1	0	1	7:10	
CHICAGO	IRVING	33	1	0	0	1	7:10	CHICAGO	1	0	1	7:10	
DETROIT	IRVING	34	1	0	0	1	7:10	DETROIT	1	0	1	7:10	
PHOENIX	IRVING	35	1	0	0	1	7:10	PHOENIX	1	0	1	7:10	
WASHINGTON	IRVING	36	1	0	0	1	7:10	WASHINGTON	1	0	1	7:10	
NEW YORK	IRVING	37	1	0	0	1	7:10	NEW YORK	1	0	1	7:10	
PHILADELPHIA	IRVING	38	1	0	0	1	7:10	PHILADELPHIA	1	0	1	7:10	
PITTSBURGH	IRVING	39	1	0	0	1	7:10	PITTSBURGH	1	0	1	7:10	
ST. PETERSBURG	IRVING	40	1	0	0	1	7:10	ST. PETERSBURG	1	0	1	7:10	
WINDY CITY	IRVING	41	1	0	0	1	7:10	WINDY CITY	1	0	1	7:10	
WISCONSIN	IRVING	42	1	0	0	1	7:10	WISCONSIN	1	0	1	7:10	
ATLANTA	IRVING	43	1	0	0	1	7:10	ATLANTA	1	0	1	7:10	
BOSTON	IRVING	44	1	0	0	1	7:10	BOSTON	1	0	1	7:10	
BRONX	IRVING	45	1	0	0	1	7:10	BRONX	1	0	1	7:10	
CHICAGO	IRVING	46	1	0	0	1	7:10	CHICAGO	1	0	1	7:10	
DETROIT	IRVING	47	1	0	0	1	7:10	DETROIT	1	0	1	7:10	
INDIANA	IRVING	48	1	0	0	1	7:10	INDIANA	1	0	1	7:10	
MINNESOTA	IRVING	49	1	0	0	1	7:10	MINNESOTA	1	0	1	7:10	
ST. LOUIS	IRVING	50	1	0	0	1	7:10	ST. LOUIS	1	0	1	7:10	
CHICAGO	IRVING	51	1	0	0	1	7:10	CHICAGO	1	0	1	7:10	
DETROIT	IRVING	52	1	0	0	1	7:10	DETROIT	1	0	1	7:10	
PHOENIX	IRVING	53	1	0	0	1	7:10	PHOENIX	1	0	1	7:10	
WASHINGTON	IRVING	54	1	0	0	1	7:10	WASHINGTON	1	0	1	7:10	
NEW YORK	IRVING	55	1	0	0	1	7:10	NEW YORK	1	0	1	7:10	
PHILADELPHIA	IRVING	56	1	0	0	1	7:10	PHILADELPHIA	1	0	1	7:10	
PITTSBURGH	IRVING	57	1	0	0	1	7:10	PITTSBURGH	1	0	1	7:10	
ST. PETERSBURG	IRVING	58	1	0	0	1	7:10	ST. PETERSBURG	1	0	1	7:10	
WINDY CITY	IRVING	59	1	0	0	1	7:10	WINDY CITY	1	0	1	7:10	
WISCONSIN	IRVING	60	1	0	0	1	7:10	WISCONSIN	1	0	1	7:10	
ATLANTA	IRVING	61	1	0	0	1	7:10	ATLANTA	1	0	1	7:10	
BOSTON	IRVING	62	1	0	0	1	7:10	BOSTON	1	0	1	7:10	
BRONX	IRVING	63	1	0	0	1	7:10	BRONX	1	0	1	7:10	
CHICAGO	IRVING	64	1	0	0	1	7:10	CHICAGO	1	0	1	7:10	
DETROIT	IRVING	65	1	0	0	1	7:10	DETROIT	1	0	1	7:10	
INDIANA	IRVING	66	1	0	0	1	7:10	INDIANA	1	0	1	7:10	
MINNESOTA	IRVING	67	1	0	0	1	7:10	MINNESOTA	1	0	1	7:10	
ST. LOUIS	IRVING	68	1	0	0	1	7:10	ST. LOUIS	1	0	1	7:10	
CHICAGO	IRVING	69	1	0	0	1	7:10	CHICAGO	1	0	1	7:10	
DETROIT	IRVING	70	1	0	0	1	7:10	DETROIT	1	0	1	7:10	
PHOENIX	IRVING	71	1	0	0	1	7:10	PHOENIX	1	0	1	7:10	
WASHINGTON	IRVING	72	1	0	0	1	7:10	WASHINGTON	1	0	1	7:10	
NEW YORK	IRVING	73	1	0	0	1	7:10	NEW YORK	1	0	1	7:10	
PHILADELPHIA	IRVING	74	1	0	0	1	7:10	PHILADELPHIA	1	0	1	7:10	
PITTSBURGH	IRVING	75	1	0	0	1	7:10	PITTSBURGH	1	0	1	7:10	
ST. PETERSBURG	IRVING	76	1	0	0	1	7:10	ST. PETERSBURG	1	0	1	7:10	
WINDY CITY	IRVING	77	1	0	0	1	7:10	WINDY CITY	1	0	1	7:10	
WISCONSIN	IRVING	78	1	0	0	1	7:10	WISCONSIN	1	0	1	7:10	
ATLANTA	IRVING	79	1	0	0	1	7:10	ATLANTA	1	0	1	7:10	
BOSTON	IRVING	80	1	0	0	1	7:10	BOSTON	1	0	1	7:10	

NATIONAL HOCKEY LEAGUE

OFFICIAL REPORT OF MATCH REG. GAME # 68 I

PITTSBURGH

DETROIT

Played in DETROIT OLYMPIA Rink, Date MAR. 29/75

HOME CLUB			VISITING CLUB			
No.	DETROIT	Y or N		No.	PITTSBURGH	Y or N
			Goal	1	B. JOHNSON	N
30	B. MCKENZIE	N	Sub-Goal	30	G. INNESS	Y
31	T. RICHARDSON	Y	Defence			
2	G. BERGMAN "A"	Y	"	2	B. PARADISE "A"	Y
3	J. NAARGANG	Y	"	3	R. STACKHOUSE	Y
4	B. CRASHLEY	Y	"	4	D. BURROWS "A"	Y
5	J. HAMEL	Y	"	5	B. WILKINS	Y
18	B. WATSON	Y	"	6	C. CAMPBELL	Y
22	L. GIROUX	Y	"			
			Forward	8	R. KEHOE	Y
7	D. KRYSKOW	Y	"	9	C. ARNASON	Y
11	W. McKECHNIE	Y	"	10	P. LAROCHE	Y
12	M. DIDNNE "C"	Y	"	11	V. HADFIELD	Y
14	N. LIBETT "A"	Y	"	15	B. McMANAMA	Y
15	B. HOGABOAM	Y	"	16	L. MORRISON	Y
16	M. BERGERON	Y	"	17	R. SCHOCK "C"	Y
19	M. KORNEY	Y	"	19	J. PRONOVOST	Y
20	M. REDMOND "A"	Y	"	22	B. KELLY	Y
21	D. GRANT	Y	"	26	S. APPS "A"	Y
25	M. BLOOM	Y	"	27	P. LAFRAMBOISE	Y
27	P. ROBERTO	Y	"			

Game starting time 2:07 P.M. First period ended at 2:42 P.M. Second period started at 2:58 P.M. and ended at 3:31 P.M. Third period started at 3:47 P.M. and ended at 4:20 P.M.

Won by PITTSBURGH Score 4 to 2

Official Scorer Bob Blow Game Timekeeper PETE DANIELS

Penalty Timekeeper PETE DANIELS ~~Bill Clements~~

Goal Judges CHUCK SNEDDON AND GERRY WAECHTER

Linesmen NEIL ARMSTRONG AND RAY SCAPINELLO

REMARKS: _____

BRUCE HOOD

Signed Bruce Hood Referee

Signed Bob Blow Official-Scorer

SPECIAL INSTRUCTIONS

1. Be sure to indicate with the letter "Y" in the appropriate column all players who actually played in the game and indicate those who did not actually play with the "N". This is very important and essential information.
2. Any delay in starting the game longer than fifteen minutes after the advertised time should be reported, stating the cause of the delay and the club at fault. Any unusual incidents occurring in or affecting the conduct of the game should also be reported.
3. This report should be checked, signed and dispatched to National Hockey League, 920 Sun Life Building, by the quickest possible means.

This form should be handed to the Official Scorer or mailed to the League Office immediately after each game.

NATIONAL HOCKEY LEAGUE
PENALTY RECORD

REFEREE.....**(2) Hoard**.....**PITTSBURGH** AT.....**DETROIT**.....DATE.....**3-29-75**.....
GAME # 681

VISITING TEAM	OFFENSE	TIME	HOME TEAM	PLAYER'S No.	MINORS	MAJORS	MISCONDUCTS	GAME MISCONDUCTS	MATCH
AFTONBOIST •	INT	9:19		27	✓				
	TRIP	11:15	McKECHNIE •	11	✓				
	TRIP	13:36	BERGMAN •	2	✓				
	TRIP	17:05	BLOOM •	25	✓			GOAL 18:54	
WILKINS •	HOLD	15:55	(3RD)	5	✓				
	HOLD	14:55	HAMEL •	5	✓				
	ROUGH	17:43		6	✓				
CAMPBELL •	ROUGH	17:43	LIBETT •	14	✓				

[Signature]
[Signature]

NATIONAL HOCKEY LEAGUE SCORE SHEET

NOTE:—Official Scorers.—Be particular to give credit for assists.

PITTSBURGH 4 at DETROIT 2
VISITORS SCORE HOME TEAM SCORE
NHL GAME # 681
 Date MAR. 29 / 75

CLUB	SCORER	ASSISTANT SCORER		TIME	NUMBER OF PLAYER WHEN GOAL SCORED	
					VISITING TEAM	HOME TEAM
1st PERIOD						
DETROIT	• DIONNIE	• HAMEL	—	17:57	F 6	5
PITTSBURGH	• APPS	• HADFIELD	• PRONOVOST	18:54	T 6	5
2nd PERIOD						
PITTSBURGH	• ITTELY	• ARNASON	• WILKINS	4:40	L 6	6
PITTSBURGH	• BURROWS	• PRONOVOST	• APPS	6:13	I 6	6
PITTSBURGH	• LAFRAMBOISE	• BURROWS	• APPS	10:48	6	6
3rd PERIOD						
DETROIT	• BLOOM	• McKECHNIE	• BERGMAN	4:20	6	6

CODE OF SYMBOLS

- / Under "shots", a shot on goal.
- ⊙ Under "shots", a goal scored on shot.
- ⊗ Under "goals for" and "against", both teams even (but not necessarily full strength).
- ⊕ Under "goals for" and "against", the scoring team at a man advantage.
- ⊗ Under "goals for" and "against", the scoring team playing shorthanded.

NATIONAL HOCKEY
OFFICIAL STATISTICS
PITTSBURGH

HOME TEAM	GOALTENDER	No.	GOALS AGAINST						EMPTY-NET GOALS AGAINST			TIME OF GOALTENDER REMOVAL FOR EXTRA FORWARD						
			1	2	3	4	5	6	1	2	3	1	2	3	4	5	6	
	B. MCKENZIE	30	DID NOT PLAY =						1	2	3							
START ⊗	T. RICHARDSON	31	0	1	1	1	5	6	4	1	2	3						
PLAYER	No.	SHOTS				GOALS FOR	GOALS AGAINST											
		1st	2nd	3rd	OT.													
G. BERGMAN	2	1 2 3 4 5 6 7 8	1 2 3 4 5 6 7 8	1 2 3 4 5 6 7 8	1 2 3 4 5 6 7 8	1	7 8 9 10 11 12 =											
J. NAHRGANG	3	1 2 3 4 5 6 7 8	1 2 3 4 5 6 7 8	1 2 3 4 5 6 7 8	1 2 3 4 5 6 7 8	2	7 8 9 10 11 12 =											
B. CRASHLEY	4	1 2 3 4 5 6 7 8	1 2 3 4 5 6 7 8	1 2 3 4 5 6 7 8	1 2 3 4 5 6 7 8	4	7 8 9 10 11 12 =											
J. HAMEL	5	1 2 3 4 5 6 7 8	1 2 3 4 5 6 7 8	1 2 3 4 5 6 7 8	1 2 3 4 5 6 7 8	1	7 8 9 10 11 12 =											
B. WATSON	18	1 2 3 4 5 6 7 8	1 2 3 4 5 6 7 8	1 2 3 4 5 6 7 8	1 2 3 4 5 6 7 8		7 8 9 10 11 12 =											
L. GIROUX	22	1 2 3 4 5 6 7 8	1 2 3 4 5 6 7 8	1 2 3 4 5 6 7 8	1 2 3 4 5 6 7 8	2	7 8 9 10 11 12 =											
D. KRYSKOW	7	1 2 3 4 5 6 7 8	1 2 3 4 5 6 7 8	1 2 3 4 5 6 7 8	1 2 3 4 5 6 7 8		7 8 9 10 11 12 =											
W. McKECHNIE	11	1 2 3 4 5 6 7 8	1 2 3 4 5 6 7 8	1 2 3 4 5 6 7 8	1 2 3 4 5 6 7 8	2	7 8 9 10 11 12 =											
M. DIONNE	12	1 2 3 4 5 6 7 8	1 2 3 4 5 6 7 8	1 2 3 4 5 6 7 8	1 2 3 4 5 6 7 8	3	7 8 9 10 11 12 =											
N. LIBETT	14	1 2 3 4 5 6 7 8	1 2 3 4 5 6 7 8	1 2 3 4 5 6 7 8	1 2 3 4 5 6 7 8	1	7 8 9 10 11 12 =											
B. HOGABOAM	15	1 2 3 4 5 6 7 8	1 2 3 4 5 6 7 8	1 2 3 4 5 6 7 8	1 2 3 4 5 6 7 8	4	7 8 9 10 11 12 =											
M. BERGERON	16	1 2 3 4 5 6 7 8	1 2 3 4 5 6 7 8	1 2 3 4 5 6 7 8	1 2 3 4 5 6 7 8	3	7 8 9 10 11 12 =											
M. KORNEY	19	1 2 3 4 5 6 7 8	1 2 3 4 5 6 7 8	1 2 3 4 5 6 7 8	1 2 3 4 5 6 7 8	1	7 8 9 10 11 12 =											
M. REDMOND	20	1 2 3 4 5 6 7 8	1 2 3 4 5 6 7 8	1 2 3 4 5 6 7 8	1 2 3 4 5 6 7 8		7 8 9 10 11 12 =											
DAN GRANT	21	1 2 3 4 5 6 7 8	1 2 3 4 5 6 7 8	1 2 3 4 5 6 7 8	1 2 3 4 5 6 7 8	3	7 8 9 10 11 12 =											
M. BLOOM	25	1 2 3 4 5 6 7 8	1 2 3 4 5 6 7 8	1 2 3 4 5 6 7 8	1 2 3 4 5 6 7 8	2	7 8 9 10 11 12 =											
P. ROBERTO	27	1 2 3 4 5 6 7 8	1 2 3 4 5 6 7 8	1 2 3 4 5 6 7 8	1 2 3 4 5 6 7 8	4	7 8 9 10 11 12 =											
		1 2 3 4 5 6 7 8	1 2 3 4 5 6 7 8	1 2 3 4 5 6 7 8	1 2 3 4 5 6 7 8		7 8 9 10 11 12 =											

TEAM TOTALS 13 10 10 = 33 ✓ 9 ✓

REG. GAME # 681
KEN YANKALA

HOCKEY LEAGUE

STATISTICS OF GAME
AT DETROIT

STATISTICIAN

DATE MARCH 29, 1975

VISITING TEAM	GOALTENDER	No.	GOALS AGAINST						EMPTY-NET GOALS AGAINST				TIME OF GOALTENDER REMOVAL FOR EXTRA FORWARD						
			1	2	3	4	5	6	1	2	3	Total				Total			
	B. JOHNSON	1	DID NOT PLAY						1	2	3	-				-			
	G. INNESS	30	7	X	8	9	3	4	5	6	2	1	2	3	-	16:58			1

PLAYER	No.	SHOTS				GOALS FOR	GOALS AGAINST
		1st	2nd	3rd	OT.		
B. PARADISE	2	1 2 3 4 5 6 7 8	1 2 3 4 5 6 7 8	1 2 3 4 5 6 7 8	1 2 3 4 5 6 7 8	1 2 3 4 5 6 7 8 9 10 11 12 = 2	1 2 3 4 5 6 7 8 9 10 11 12 = 1
R. STACKHOUSE	3	X 1 2 3 4 5 6 7 8	1 2 3 4 5 6 7 8	X 1 2 3 4 5 6 7 8	1 2 3 4 5 6 7 8	4 1 2 3 4 5 6 7 8 9 10 11 12 = 1	1 2 3 4 5 6 7 8 9 10 11 12 = 1
D. BURROWS	4	X 1 2 3 4 5 6 7 8	X 1 2 3 4 5 6 7 8	1 2 3 4 5 6 7 8	1 2 3 4 5 6 7 8	4 1 2 3 4 5 6 7 8 9 10 11 12 = 2	X 1 2 3 4 5 6 7 8 9 10 11 12 = 2
B. WILKENS	5	1 2 3 4 5 6 7 8	1 2 3 4 5 6 7 8	X 1 2 3 4 5 6 7 8	1 2 3 4 5 6 7 8	1 1 2 3 4 5 6 7 8 9 10 11 12 = 1	1 2 3 4 5 6 7 8 9 10 11 12 = 1
C. CAMPBELL	6	1 2 3 4 5 6 7 8	X 1 2 3 4 5 6 7 8	1 2 3 4 5 6 7 8	1 2 3 4 5 6 7 8	1 1 2 3 4 5 6 7 8 9 10 11 12 = 1	1 2 3 4 5 6 7 8 9 10 11 12 = 1
		1 2 3 4 5 6 7 8	1 2 3 4 5 6 7 8	1 2 3 4 5 6 7 8	1 2 3 4 5 6 7 8	1 1 2 3 4 5 6 7 8 9 10 11 12 = 1	1 2 3 4 5 6 7 8 9 10 11 12 = 1
R. KEHOE	8	X 1 2 3 4 5 6 7 8	1 2 3 4 5 6 7 8	1 2 3 4 5 6 7 8	1 2 3 4 5 6 7 8	1 1 2 3 4 5 6 7 8 9 10 11 12 = 1	X 1 2 3 4 5 6 7 8 9 10 11 12 = 1
C. ARNASON	9	X 1 2 3 4 5 6 7 8	1 2 3 4 5 6 7 8	1 2 3 4 5 6 7 8	1 2 3 4 5 6 7 8	2 1 2 3 4 5 6 7 8 9 10 11 12 = 1	1 2 3 4 5 6 7 8 9 10 11 12 = 1
P. LA ROUCHE	10	1 2 3 4 5 6 7 8	X 1 2 3 4 5 6 7 8	1 2 3 4 5 6 7 8	1 2 3 4 5 6 7 8	1 1 2 3 4 5 6 7 8 9 10 11 12 = 1	X 1 2 3 4 5 6 7 8 9 10 11 12 = 2
V. HADFIELD	11	X 1 2 3 4 5 6 7 8	1 2 3 4 5 6 7 8	1 2 3 4 5 6 7 8	1 2 3 4 5 6 7 8	1 1 2 3 4 5 6 7 8 9 10 11 12 = 1	1 2 3 4 5 6 7 8 9 10 11 12 = 1
B. McMANAMA	15	1 2 3 4 5 6 7 8	1 2 3 4 5 6 7 8	X 1 2 3 4 5 6 7 8	1 2 3 4 5 6 7 8	1 1 2 3 4 5 6 7 8 9 10 11 12 = 1	1 2 3 4 5 6 7 8 9 10 11 12 = 1
L. MORRISON	16	X 1 2 3 4 5 6 7 8	1 2 3 4 5 6 7 8	1 2 3 4 5 6 7 8	1 2 3 4 5 6 7 8	1 1 2 3 4 5 6 7 8 9 10 11 12 = 1	1 2 3 4 5 6 7 8 9 10 11 12 = 1
R. SCHOCK	17	1 2 3 4 5 6 7 8	1 2 3 4 5 6 7 8	1 2 3 4 5 6 7 8	1 2 3 4 5 6 7 8	1 1 2 3 4 5 6 7 8 9 10 11 12 = 1	X 1 2 3 4 5 6 7 8 9 10 11 12 = 1
J. PRONOVOST	19	X 1 2 3 4 5 6 7 8	X 1 2 3 4 5 6 7 8	1 2 3 4 5 6 7 8	1 2 3 4 5 6 7 8	4 1 2 3 4 5 6 7 8 9 10 11 12 = 3	1 2 3 4 5 6 7 8 9 10 11 12 = 1
B. KELLY	22	1 2 3 4 5 6 7 8	X 1 2 3 4 5 6 7 8	1 2 3 4 5 6 7 8	1 2 3 4 5 6 7 8	1 1 2 3 4 5 6 7 8 9 10 11 12 = 1	X 1 2 3 4 5 6 7 8 9 10 11 12 = 2
S. APPS	26	X 1 2 3 4 5 6 7 8	1 2 3 4 5 6 7 8	1 2 3 4 5 6 7 8	1 2 3 4 5 6 7 8	1 1 2 3 4 5 6 7 8 9 10 11 12 = 3	1 2 3 4 5 6 7 8 9 10 11 12 = 3
P. LAFRAMBOISE	27	1 2 3 4 5 6 7 8	X 1 2 3 4 5 6 7 8	X 1 2 3 4 5 6 7 8	1 2 3 4 5 6 7 8	3 1 2 3 4 5 6 7 8 9 10 11 12 = 3	1 2 3 4 5 6 7 8 9 10 11 12 = 3
		1 2 3 4 5 6 7 8	1 2 3 4 5 6 7 8	1 2 3 4 5 6 7 8	1 2 3 4 5 6 7 8	1 1 2 3 4 5 6 7 8 9 10 11 12 = 1	1 2 3 4 5 6 7 8 9 10 11 12 = 1

TEAM TOTALS 10 10 6 26 20 10

77

NATIONAL HOCKEY LEAGUE

OFFICIAL REPORT OF MATCH

III. GAME # 690

MINNESOTA NORTH STARS

vs. PITTSBURGH PENGUINS

Played in PITTSBURGH

Rink, Date MARCH 30, 1975

HOME CLUB			VISITING CLUB			
No.		Y or N		No.	Y or N	
(30)	INNESS, G.	✓ Y	Goal	(35)	RIVARD, F.	✓ Y
1	JOHNSON, B.	N	Sub-Goal	1	LOPRESTI, P.	✓ Y
2	PARADISE, B.	A ✓ Y	Defence	2	BIALOWAS, D.	✓ Y
(3)	STACKHOUSE, R.	✓ Y	"	(3)	BARRETT, F.	✓ Y
(4)	BURROWS, D.	A ✓ Y	"	(5)	O'BRIEN, D.	✓ Y
5	WILKINS, B.	✓ Y	"	20	REID, T.	A ✓ Y
25	DUNBAR, D.	✓ Y	"	24	HICKS, D.	✓ Y
(8)	KEESE, R.	✓ Y	"			
9	ARNASON, C.	✓ Y	"	9	GOLDSWORTHY, B.	C ✓ Y
10	LAROUCHE, P.	✓ Y	Forward	(10)	DAIVER, M.	✓ Y
(11)	HARTFIELD, V.	✓ Y	"	(11)	GRATTON, N.	✓ Y
15	MEMANAMA, B.	✓ Y	"	12	ROMBOUGH, D.	✓ Y
16	MERRIDON, L.	✓ Y	"	14	HICKE, E.	✓ Y
(17)	SCHUCK, R.	C ✓ Y	"	(15)	TALAFOUS, D.	✓ Y
19	FRONCOST, J.	✓ Y	"	18	MARTINEAU, D.	✓ Y
22	KELLY, B.	✓ Y	"	21	GRESSMAN, D.	✓ Y
26	APPI, S.	A ✓ Y	"	22	WEXTALL, D.	A ✓ Y
27	LAFRAMBOISE, P.	✓ Y	"	23	NANNE, L.	✓ Y
			"	27	FLESCH, J.	✓ Y
			"	28	CAMERON, C.	✓ Y

Game starting time 7:35 P.M. First period ended at 8:13 P.M. Second period started at 8:28 P.M. and ended at 9:15 P.M. Third period started at 9:31 P.M. and ended at 10:03 P.M.

Won by PITTSBURGH Score 4 to 1

Official Scorer DAVE REYNOLDS Game Timekeeper FRANK TYSON

Penalty Timekeeper BOB FERON

Goal Judges JACK POWELL & GEORGE COULTAS

Linesmen JOHN D'AMICO & RANDY MITTEN

REMARKS: LOPRESTI. REPAIRED RIVARD START OF THIRD PERIOD.

Signed *Ron Haggart* Referee
Dave Reynolds Official-Scorer

SPECIAL INSTRUCTIONS

1. Be sure to indicate with the letter "Y" in the appropriate column all players who actually played in the game and indicate those who did not actually play with the "N". This is very important and essential information.
2. Any delay in starting the game longer than fifteen minutes after the advertised time should be reported, stating the cause of the delay and the club at fault. Any unusual incidents occurring in or affecting the conduct of the game should also be reported.
3. This report should be checked, signed and dispatched to National Hockey League, 920 Sun Life Building, by the quickest possible means.

This Form must be mailed to the League Office immediately after each Game.

NATIONAL HOCKEY LEAGUE SCORE SHEET

NOTE.—Official Scorers.—Be particular to give credit for assists.

MINNESOTA NORTH STARS 1 at PITTSBURGH PENGUINS 4
VISITORS SCORE HOME TEAM SCORE

Date MARCH 30, 1975

BILL CAME # 690

CLUB	SCORER	ASSISTANT SCORER		TIME	NUMBER OF PLAYERS WHEN GOAL SCORED	
					VISITING TEAM	HOME TEAM
1st PERIOD						
MINN.	• BLALOWAS	• D'BRIEN	• OLIVER	9:17	F 6	5
PCH.	• HADFIELD	• SCHOCK	• PARADISE	18:47	T 6	6
2nd PERIOD						
PCH.	• LAROUCHE	• ARNASON	• APPS	16:16	J 5	6
PCH.	• KELLY	• ARNASON	• DWGHAR	19:23	J 6	6
3rd PERIOD						
PCH.	• McMANAMA	• SCHOCK	• KENDE	11:57	J 6	6
<i>LoPresti replaced Reward at start of 3rd period</i>						

Official's Signature

Dave Reynolds

This form should be handed to the Official Scorer or mailed to the League Office immediately after each game.

NATIONAL HOCKEY LEAGUE

PENALTY RECORD

REFEREE: *MINNISOITA R. HOCKEY* AT: *ATLANTA* DATE: *3-30-75*

Name of Player Penalized: *MINNISOITA* **REG. GAME # 690**

VISITING TEAM	OFFENCE	TIME	TIME EXPIRED	HOME TEAM	PLAYERS NO.	MIN.	MAJORS	MIS-CONDUCTS	GAME MIS-CONDUCTS	MATCH
D Hicks	Hooking	5:41	5:41	B. HARRISON	2	X				
	Slashing	9:09	9:19		2	X				
				2ND PERIOD						
F. BARETT	TRIPPING	3:52	5:52		3	X				
	Hooking	6:23	8:23	B. McMANIS	15	X				
N. GRAYTON	Hooking	9:28	11:33		11	X				
	Elbowing	12:36	14:36	D. DUCHENE	25	X				
E. RYAN	Held Stick	14:58	16:14		35	X				
				3RD PERIOD						
C. CAMERON	Hooking	9:19	11:19		25	X				
				TOTAL PENALTIES						
				<i>R. E. GIBSON</i>						

CODE OF SYMBOLS
 1 - Under "Home" a ball on goal.
 2 - Under "Home" a goal scored on shot.
 3 - Under "Home" a goal scored on "assist".
 4 - Under "Home" a goal scored on "assist" for secondary team at a pass (change of play) (see "Goal" for "assist").
 5 - Under "Home" a goal scored on "assist" for secondary team at a pass (change of play) (see "Goal" for "assist").
 6 - Under "Home" a goal scored on "assist" for secondary team at a pass (change of play) (see "Goal" for "assist").
 7 - Under "Home" a goal scored on "assist" for secondary team at a pass (change of play) (see "Goal" for "assist").
 8 - Under "Home" a goal scored on "assist" for secondary team at a pass (change of play) (see "Goal" for "assist").
 9 - Under "Home" a goal scored on "assist" for secondary team at a pass (change of play) (see "Goal" for "assist").
 10 - Under "Home" a goal scored on "assist" for secondary team at a pass (change of play) (see "Goal" for "assist").
 11 - Under "Home" a goal scored on "assist" for secondary team at a pass (change of play) (see "Goal" for "assist").
 12 - Under "Home" a goal scored on "assist" for secondary team at a pass (change of play) (see "Goal" for "assist").
 13 - Under "Home" a goal scored on "assist" for secondary team at a pass (change of play) (see "Goal" for "assist").
 14 - Under "Home" a goal scored on "assist" for secondary team at a pass (change of play) (see "Goal" for "assist").
 15 - Under "Home" a goal scored on "assist" for secondary team at a pass (change of play) (see "Goal" for "assist").
 16 - Under "Home" a goal scored on "assist" for secondary team at a pass (change of play) (see "Goal" for "assist").
 17 - Under "Home" a goal scored on "assist" for secondary team at a pass (change of play) (see "Goal" for "assist").
 18 - Under "Home" a goal scored on "assist" for secondary team at a pass (change of play) (see "Goal" for "assist").
 19 - Under "Home" a goal scored on "assist" for secondary team at a pass (change of play) (see "Goal" for "assist").
 20 - Under "Home" a goal scored on "assist" for secondary team at a pass (change of play) (see "Goal" for "assist").
 21 - Under "Home" a goal scored on "assist" for secondary team at a pass (change of play) (see "Goal" for "assist").
 22 - Under "Home" a goal scored on "assist" for secondary team at a pass (change of play) (see "Goal" for "assist").
 23 - Under "Home" a goal scored on "assist" for secondary team at a pass (change of play) (see "Goal" for "assist").
 24 - Under "Home" a goal scored on "assist" for secondary team at a pass (change of play) (see "Goal" for "assist").
 25 - Under "Home" a goal scored on "assist" for secondary team at a pass (change of play) (see "Goal" for "assist").
 26 - Under "Home" a goal scored on "assist" for secondary team at a pass (change of play) (see "Goal" for "assist").
 27 - Under "Home" a goal scored on "assist" for secondary team at a pass (change of play) (see "Goal" for "assist").
 28 - Under "Home" a goal scored on "assist" for secondary team at a pass (change of play) (see "Goal" for "assist").
 29 - Under "Home" a goal scored on "assist" for secondary team at a pass (change of play) (see "Goal" for "assist").
 30 - Under "Home" a goal scored on "assist" for secondary team at a pass (change of play) (see "Goal" for "assist").

NATIONAL HOCKEY LEAGUE

OFFICIAL STATISTICS OF GAME

Minnesota Metrolites vs. Pittsburgh Penguins

DATE *March 30, 1955*
 STATISTIAN *Bill Galt*
 BILL GALT
 1955

HOME TEAM	GOALKEEPER	No.	SHOTS			GOALS AGAINST						GOALS FOR						TIME OF GOALKEEPER																													
			1st	2nd	OT	1	2	3	4	5	6	7	8	9	10	11	12	1	2	3	4	5	6	7	8	9	10	11	12	1	2	3	4	5	6	7	8	9	10	11	12						
MINNESOTA METROLITES	Lehman	30	1	2	3	1	2	3	4	5	6	1	2	3	4	5	6	1	2	3	4	5	6	1	2	3	4	5	6	1	2	3	4	5	6	1	2	3	4	5	6	1	2	3	4	5	6
PITTSBURGH PENGUINS	Kivied	25	1	2	3	1	2	3	4	5	6	1	2	3	4	5	6	1	2	3	4	5	6	1	2	3	4	5	6	1	2	3	4	5	6	1	2	3	4	5	6	1	2	3	4	5	6
HOME TEAM	GOALKEEPER	No.	1st	2nd	OT	1	2	3	4	5	6	1	2	3	4	5	6	1	2	3	4	5	6	1	2	3	4	5	6	1	2	3	4	5	6	1	2	3	4	5	6	1	2	3	4	5	6
MINNESOTA METROLITES	Lehman	30	1	2	3	1	2	3	4	5	6	1	2	3	4	5	6	1	2	3	4	5	6	1	2	3	4	5	6	1	2	3	4	5	6	1	2	3	4	5	6	1	2	3	4	5	6
PITTSBURGH PENGUINS	Kivied	25	1	2	3	1	2	3	4	5	6	1	2	3	4	5	6	1	2	3	4	5	6	1	2	3	4	5	6	1	2	3	4	5	6	1	2	3	4	5	6	1	2	3	4	5	6

10 13 40 20 4 10 13 13 36 5 19

NATIONAL HOCKEY LEAGUE

OFFICIAL REPORT OF MATCH

Pittsburgh vs. Montreal
 Played in Montreal Rink, Date April 2/75

HOME CLUB			VISITING CLUB		
No.		Y or N			Y or N
29	K. Dryden	Y	Goal	30	J. Gagnon
1	M. Lacroix	N	Sub-Goal	1	B. Johnson
5	G. Lacombe	Y	Defence	2	B. Paradis
18	S. Gaudet	Y	"	3	R. Stachouse
19	L. Robinson	Y	"	4	D. Burns
24	G. Gagnon	Y	"	5	B. Wilkins
26	P. Bouchard	Y	"	25	D. Owsen
6	J. Roberts	Y	"	8	R. Kehoe
8	D. Rishbrough	Y	Forward	9	C. Gagnon
10	G. Lefleur	Y	"	10	P. Larocque
11	Y. Tremblay	Y	"	11	V. Hadfield
14	M. Tremblay	Y	"	15	B. McManama
17	M. Wilson	Y	"	16	L. Morrison
20	P. Mahorlich	Y	"	17	R. Schock
21	G. Sather	Y	"	18	L. Mac Donald
22	S. Shutt	Y	"	19	J. Pilonnet
23	B. Gagnon	Y	"	22	B. Kelly
25	J. Lemaire	Y	"	26	S. Apple
			"	27	P. Laframboise

Game starting time 8:07 P.M. First period ended at 8:40 P.M. Second period started at 9:57 P.M. and ended at 9:34 P.M. Third period started at 9:50 P.M. and ended at 10:26 P.M.

Won by MONTREAL Score 6 to 0
 Official Scorer A. SMEATON Game Timekeeper B. PUGGILL
 Penalty Timekeeper J. SMEATON
 Goal Judges F. GAGNON - F. DAIGNEAULT
 Linesmen C. BECHARD - S. KNOX

REMARKS: Assist: 16, 871

Signed Walt Carr Referee
Allen Smeaton Official-Scorer

SPECIAL INSTRUCTIONS

1. Be sure to indicate with the letter "Y" in the appropriate column all players who actually played in the game and indicate those who did not actually play with the "N". This is very important and essential information.
2. Any delay in starting the game longer than fifteen minutes after the advertised time should be reported, stating the cause of the delay and the club at fault. Any unusual incidents occurring in or affecting the conduct of the game should also be reported.
3. This report should be checked, signed and dispatched to National Hockey League, 920 Sun Life Building, by the quickest possible means.

NATIONAL HOCKEY LEAGUE SCORE SHEET

NOTE:—Official Scorers.—Be particular to give credit for assists.

Pittsburgh 0 at *Montreal* 6
VISITORS SCORE at HOME TEAM SCORE

Date April 2/75

CLUB	SCORER	ASSISTANT SCORER	TIME	NUMBER OF PLAYERS WHEN GOAL SCORED	
				VISITING TEAM	HOME TEAM
1st PERIOD					
NIL					
2nd PERIOD					
<i>Montreal</i>	<i>10 Laffleur</i>	<i>20 Truhoduk 19 Savard</i>	<i>036</i>	<i>5</i>	<i>6</i>
<i>Montreal</i>	<i>22 Bluth</i>	<i>20 Truhoduk</i>	<i>042</i>	<i>6</i>	<i>6</i>
<i>Montreal</i>	<i>5 Lapointe</i>	<i>8 Risebrough 14 Tremblay</i>	<i>152</i>	<i>6</i>	<i>6</i>
<i>Montreal</i>	<i>14 Lymbly</i>	<i>5 Lapointe 11 Lambert</i>	<i>1112</i>	<i>6</i>	<i>6</i>
<i>Montreal</i>	<i>23 Birney</i>	<i>19 Robinson 25 Lemaire</i>	<i>1856</i>	<i>6</i>	<i>6</i>
3rd PERIOD					
<i>#1 Johnson played nets in 3rd period for Pittsburgh</i>					
<i>Montreal</i>	<i>11 Lambert</i>	<i>20 Truhoduk 18 Savard</i>	<i>1448</i>	<i>5</i>	<i>5</i>

Official's Signature
Allen Smeaton

CODE OF SYMBOLS

- Under "home" a dash on goal.
- Under "home" a goal scored on both.
- Under "goal for" and "against" both teams given (but not necessarily all attempted).
- Under "goals for" and "against" the scoring team at a man advantage.
- Under "goals for" and "against" the scoring team playing short-handed.

NATIONAL HOCKEY LEAGUE
OFFICIAL STATISTICS OF GAME

PITTSBURGH MONTE REAL

STATISTICIAN *Al Kennedy*
DATE April 2, 1925

HOME TEAM	GOALTENDER	No.	GOALS AGAINST						EMERGENCY GOALS AGAINST	Total	TIME OF GOALTENDER REMOVAL FOR EXTRA
			1	2	3	4	5	6			
ROCQUE		1	7	8	9	10	11	12			
DRYDEN		29	7	8	9	10	11	12	0	1 2 3	
Total											

VISITING TEAM	GOALTENDER	No.	GOALS AGAINST						EMERGENCY GOALS AGAINST	Total	TIME OF GOALTENDER REMOVAL FOR EXTRA
			1	2	3	4	5	6			
JOHNSON		1	7	8	9	10	11	12			
FAWESS		30	7	8	9	10	11	12	5	1 2 3	
Total											

PLAYER	No.	SHOTS						GOALS FOR	GOALS AGAINST	TIME OF GOALTENDER REMOVAL FOR EXTRA					
		1st	2nd	3rd	OT	1	2				3	4	5	6	
LABROWITE	5	1234	1234	1234	1234	1234	1234	3	7	8	9	10	11	12	0
ROBERTS	6	1234	1234	1234	1234	1234	1234	3	7	8	9	10	11	12	0
SAUND	18	1234	1234	1234	1234	1234	1234	0	7	8	9	10	11	12	0
ROBINSON	19	1234	1234	1234	1234	1234	1234	2	7	8	9	10	11	12	0
AUREY	24	1234	1234	1234	1234	1234	1234	2	7	8	9	10	11	12	0
ROSCHEID	26	1234	1234	1234	1234	1234	1234	0	7	8	9	10	11	12	0
RESBROUGH	8	1234	1234	1234	1234	1234	1234	1	7	8	9	10	11	12	0
LAFLUR	10	1234	1234	1234	1234	1234	1234	5	7	8	9	10	11	12	0
LAMBERT	11	1234	1234	1234	1234	1234	1234	2	7	8	9	10	11	12	0
TREBILAY	14	1234	1234	1234	1234	1234	1234	3	7	8	9	10	11	12	0
WILSON	17	1234	1234	1234	1234	1234	1234	0	7	8	9	10	11	12	0
MADDOCH	20	1234	1234	1234	1234	1234	1234	3	7	8	9	10	11	12	0
SATHER	21	1234	1234	1234	1234	1234	1234	1	7	8	9	10	11	12	0
SHUTT	22	1234	1234	1234	1234	1234	1234	4	7	8	9	10	11	12	0
GAINNEY	23	1234	1234	1234	1234	1234	1234	2	7	8	9	10	11	12	0
LEMPINE	25	1234	1234	1234	1234	1234	1234	2	7	8	9	10	11	12	0
		1234	1234	1234	1234	1234	1234		7	8	9	10	11	12	0

6 19 9 22 0 11 15 23 28

79

NATIONAL HOCKEY LEAGUE

OFFICIAL REPORT OF MATCH N.H.L. GAME # 709

DETROIT RED WINGS vs. PITTSBURGH PENGUINS
 Played in PITTSBURGH Rink, Date APRIL 5, 1975

HOME CLUB			VISITING CLUB		
No.		Y or N		No.	Y or N
(30)	INNESS, G.	✓ Y	Goal	(30)	McKENZIE, B. ✓ Y
1	JOHNSON, B.	N	Sub-Goal	1	RUTHERFORD, J. N
2	PARADISE, B.	A ✓ Y	Defence	2	BERBMAN, G. A ✓ Y
(3)	STACKHOUSE, R.	✓ Y	"	4	CRASHAEE, B. ✓ Y
(4)	BURROWS, D.	A ✓ Y	"	(5)	HAMEL, J. ✓ Y
5	WILKINS, B.	✓ Y	"	(18)	WATSON, B. ✓ Y
25	OWCHAR, D.	✓ Y	"	22	GIROUX, L. ✓ Y
			"	24	BATHE, F. ✓ Y
(8)	KENCE, R.	✓ Y	"		
9	ARNASON, C.	✓ Y	Forward	7	KRYSKOW, D. ✓ Y
10	LAROUCHE, P.	✓ Y	"	11	McKECHNIE, W. ✓ Y
(11)	HADFIELD, V.	✓ Y	"	12	PIONNE, M. C ✓ Y
15	McMANAMA, B.	✓ Y	"	(14)	LIBETT, N. A ✓ Y
16	MORRISON, L.	✓ Y	"	(15)	NOGADGAM, B. ✓ Y
(17)	SUNDBCK, R.	C ✓ Y	"	19	KORNEY, M. ✓ Y
18	MACDONALD, L.	✓ Y	"	(20)	REDMOND, M. A ✓ Y
19	PRONOVOST, J.	✓ Y	"	21	GRANT, D. ✓ Y
22	KELLY, B.	✓ Y	"	23	LOCKHEAD, B. ✓ Y
24	APPS, S.	A ✓ Y	"	25	BLOOM, M. ✓ Y
27	LAFRAMBOISE, P.	✓ Y	"	27	ROBERTO, P. ✓ Y

Game starting time 7:45 P.M. First period ended at 8:22 P.M. Second period started at 8:37 P.M. and ended at 9:15 P.M. Third period started at 9:30 P.M. and ended at 10:04 P.M.

Won by PITTSBURGH Score 7 to 1
 Official Scorer DAVE REYNOLDS Game Timekeeper FRANK TYSON
 Penalty Timekeeper BOA FERONS
 Goal Judges JACK POWELL & GEORGE LOUNTAS
 Linesmen JOHN D'AMICO & BOB HODGES
 REMARKS: GAME DELAYED 10 MIN. AWARDS.

Signed *Andy Van Hellemond* Referee
Dave Reynolds Official-Scorer

SPECIAL INSTRUCTIONS

1. Be sure to indicate with the letter "Y" in the appropriate column all players who actually played in the game and indicate those who did not actually play with the "N". This is very important and essential information.
2. Any delay in starting the game longer than fifteen minutes after the advertised time should be reported, stating the cause of the delay and the club at fault. Any unusual incidents occurring in or affecting the conduct of the game should also be reported.
3. This report should be checked, signed and dispatched to National Hockey League, 920 Sun Life Building, by the quickest possible means.

This Form must be mailed to the League Office immediately after each Game.

NATIONAL HOCKEY LEAGUE SCORE SHEET

NOTE:—Official Scorers.—Be particular to give credit for assists.

DETROIT RED WINGS 1 at PITTSBURGH PENGUINS 7
VISITORS SCORE HOME TEAM SCORE

N.H.L. GAME # 709

Date APRIL 5, 1975

CLUB	SCORER	ASSISTANT SCORER		TIME	NUMBER OF PLAYERS WHEN GOAL SCORED	
					VISITING TEAM	HOME TEAM
1st PERIOD						
P.G.H.	• STACKHOUSE	—	—	5:15	F 5	6
P.G.H.	• SCHOCK	• MADFIELD	—	8:34	I 6	5
P.G.H.	• KELLY	• LAROUCHE	• ARNASON	12:03	5	6
P.G.H.	• PARADISE	• SCHOCK	• INNESS	16:40	6	6
2nd PERIOD						
DET.	• Mc KECHNIE	• HOCNEAD	• CRASHLEY	4:37	6	6
P.G.H.	• KENCE	• LAFRAMBOISE	• SCHOCK	13:27	5	6
3rd PERIOD						
P.G.H.	• LAROUCHE	• WILKINS	—	17:07	6	6
P.G.H.	• LAROUCHE	• LAFRAMBOISE	• ARNASON	18:27	6	6

CODE OF SYMBOLS

- / — Under "shots", a shot on goal.
- ⊗ — Under "shots", a goal scored on shot.
- ✓ — Under "goals for" and "against", both teams even (but not necessarily full strength).
- ⊙ — Under "goals for" and "against", the scoring team at a man advantage.
- ✕ — Under "goals for" and "against", the scoring team playing shorthanded.

NATIONAL HOCKEY LEAGUE

OFFICIAL STATISTICS

DETROIT RED WINGS

HOME TEAM	GOALTENDER		GOALS AGAINST												EMPTY-NET GOALS AGAINST			TIME OF GOALTENDER REMOVAL FOR EXTRA FORWARD											
	No.		1	2	3	4	5	6	7	8	9	10	11	12	1	2	3	Total				Total							
		JOHNSON	1	7	8	9	10	11	12	—	1	2	3																
		INNESS	30	7	8	9	10	11	12	1	1	2	3																
PLAYER	No.	SHOTS				GOALS FOR												GOALS AGAINST											
		1st	2nd	3rd	OT.	1	2	3	4	5	6	7	8	9	10	11	12	1	2	3	4	5	6	7	8	9	10	11	12
PARADISE	2	⊗ 234 5678	1134 5678	1234 5678	1234 5678	3	1	X	3	✓	5	✓	6	✓	4	7	8	9	10	11	12	0	7	8	9	10	11	12	
STACKHOUSE	3	⊗ 234 5678	1234 5678	1234 5678	1234 5678	1	1	2	3	4	5	6	✓	3	7	8	9	10	11	12	0	7	8	9	10	11	12		
BURROWS	4	1234 5678	1234 5678	1234 5678	1234 5678	1	1	2	3	4	5	6	✓	1	7	8	9	10	11	12	1	7	8	9	10	11	12		
WILKINS	5	1234 5678	1134 5678	1234 5678	1234 5678	3	1	X	3	4	5	✓	6	2	7	8	9	10	11	12	0	7	8	9	10	11	12		
OUCHAR	25	1234 5678	1234 5678	1234 5678	1234 5678	0	1	2	3	✓	5	6	✓	1	7	8	9	10	11	12	1	7	8	9	10	11	12		
		1234 5678	1234 5678	1234 5678	1234 5678		1	2	3	4	5	6	✓		7	8	9	10	11	12		7	8	9	10	11	12		
KEHOE	8	1234 5678	1011 5678	1234 5678	1234 5678	5	1	2	3	✓	5	6	✓	2	7	8	9	10	11	12	0	7	8	9	10	11	12		
ARNASON	9	1234 5678	1134 5678	1234 5678	1234 5678	2	1	2	3	4	5	✓	6	3	7	8	9	10	11	12	1	7	8	9	10	11	12		
LAROUCHE	10	1134 5678	1234 5678	1110 5678	1234 5678	7	1	2	3	4	5	✓	6	3	7	8	9	10	11	12	1	7	8	9	10	11	12		
HADFIELD	11	1234 5678	1234 5678	1234 5678	1234 5678	0	1	X	3	✓	5	6	✓	5	7	8	9	10	11	12	0	7	8	9	10	11	12		
MCMANAMA	15	1234 5678	1234 5678	1234 5678	1234 5678	1	1	2	3	4	5	6	✓	0	7	8	9	10	11	12	0	7	8	9	10	11	12		
MORRISON	16	1234 5678	1234 5678	1234 5678	1234 5678	0	1	2	3	4	5	6	✓	0	7	8	9	10	11	12	0	7	8	9	10	11	12		
SCHOCK	17	⊗ 234 5678	1234 5678	1234 5678	1234 5678	1	1	X	3	✓	5	6	✓	3	7	8	9	10	11	12	0	7	8	9	10	11	12		
MACDONALD	18	1234 5678	1134 5678	1234 5678	1234 5678	3	1	2	3	4	5	6	✓	1	7	8	9	10	11	12	0	7	8	9	10	11	12		
PRONOVOST	19	1134 5678	1234 5678	1234 5678	1234 5678	3	1	2	3	4	5	6	✓	1	7	8	9	10	11	12	0	7	8	9	10	11	12		
KELLY	22	⊗ 234 5678	1234 5678	1114 5678	1234 5678	4	1	2	3	4	5	6	✓	1	7	8	9	10	11	12	1	7	8	9	10	11	12		
APPS	26	1234 5678	1234 5678	1234 5678	1234 5678	0	1	2	3	4	5	6	✓	1	7	8	9	10	11	12	0	7	8	9	10	11	12		
LAFRAMBOISE	27	1234 5678	1234 5678	1234 5678	1234 5678	2	1	2	3	4	5	6	✓	3	7	8	9	10	11	12	0	7	8	9	10	11	12		
TEAM TOTALS		11	14	11	36	✓								34							✓						5		

W.L. 709

STATISTICIAN Tom Lloyd

DATE APRIL 5, 1975

KEY LEAGUE

STATISTICS OF GAME
AT PITTSBURGH PENGUINS

VISITING TEAM	GOALTENDER	No.	GOALS AGAINST						-	EMPTY-NET GOALS AGAINST			Total	TIME OF GOALTENDER REMOVAL FOR EXTRA FORWARD						Total
			7	8	9	10	11	12		1	2	3								
	<u>ROTHERFORD</u>	<u>1</u>																		
	<u>MCKENZIE</u>	<u>30</u>	<u>/</u>	<u>/</u>	<u>/</u>	<u>/</u>	<u>/</u>	<u>/</u>	<u>7</u>	<u>1</u>	<u>2</u>	<u>3</u>								

PLAYER	No.	SHOTS					GOALS FOR							GOALS AGAINST						
		1st	2nd	3rd	OT.		7	8	9	10	11	12		1	2	3	4	5	6	
<u>BERGMAN</u>	<u>2</u>	<u>1</u> 234 5678	<u>1</u> 234 5678	<u>1</u> 234 5678	<u>1</u> 234 5678	<u>1</u>	<u>7</u>	<u>8</u>	<u>9</u>	<u>10</u>	<u>11</u>	<u>12</u>	<u>0</u>	<u>7</u>	<u>8</u>	<u>9</u>	<u>10</u>	<u>11</u>	<u>12</u>	
<u>CRASHLEY</u>	<u>4</u>	<u>1</u> 234 5678	<u>1</u> 234 5678	<u>1</u> 234 5678	<u>1</u> 234 5678	<u>0</u>	<u>7</u>	<u>8</u>	<u>9</u>	<u>10</u>	<u>11</u>	<u>12</u>	<u>1</u>	<u>7</u>	<u>8</u>	<u>9</u>	<u>10</u>	<u>11</u>	<u>12</u>	
<u>HAMEL</u>	<u>5</u>	<u>1</u> 234 5678	<u>1</u> 234 5678	<u>1</u> 234 5678	<u>1</u> 234 5678	<u>3</u>	<u>7</u>	<u>8</u>	<u>9</u>	<u>10</u>	<u>11</u>	<u>12</u>	<u>0</u>	<u>7</u>	<u>8</u>	<u>9</u>	<u>10</u>	<u>11</u>	<u>12</u>	
<u>WATSON</u>	<u>18</u>	<u>1</u> 234 5678	<u>1</u> 234 5678	<u>1</u> 234 5678	<u>1</u> 234 5678	<u>2</u>	<u>7</u>	<u>8</u>	<u>9</u>	<u>10</u>	<u>11</u>	<u>12</u>	<u>0</u>	<u>7</u>	<u>8</u>	<u>9</u>	<u>10</u>	<u>11</u>	<u>12</u>	
<u>GIROUX</u>	<u>22</u>	<u>1</u> 234 5678	<u>1</u> 234 5678	<u>1</u> 234 5678	<u>1</u> 234 5678	<u>2</u>	<u>7</u>	<u>8</u>	<u>9</u>	<u>10</u>	<u>11</u>	<u>12</u>	<u>0</u>	<u>7</u>	<u>8</u>	<u>9</u>	<u>10</u>	<u>11</u>	<u>12</u>	
<u>BATHE</u>	<u>24</u>	<u>1</u> 234 5678	<u>1</u> 234 5678	<u>1</u> 234 5678	<u>1</u> 234 5678	<u>0</u>	<u>7</u>	<u>8</u>	<u>9</u>	<u>10</u>	<u>11</u>	<u>12</u>	<u>1</u>	<u>7</u>	<u>8</u>	<u>9</u>	<u>10</u>	<u>11</u>	<u>12</u>	
<u>KRYSKOW</u>	<u>7</u>	<u>1</u> 234 5678	<u>1</u> 234 5678	<u>1</u> 234 5678	<u>1</u> 234 5678	<u>1</u>	<u>7</u>	<u>8</u>	<u>9</u>	<u>10</u>	<u>11</u>	<u>12</u>	<u>0</u>	<u>7</u>	<u>8</u>	<u>9</u>	<u>10</u>	<u>11</u>	<u>12</u>	
<u>MCKECHNIE</u>	<u>11</u>	<u>1</u> 234 5678	<u>1</u> 234 5678	<u>1</u> 234 5678	<u>1</u> 234 5678	<u>3</u>	<u>7</u>	<u>8</u>	<u>9</u>	<u>10</u>	<u>11</u>	<u>12</u>	<u>1</u>	<u>7</u>	<u>8</u>	<u>9</u>	<u>10</u>	<u>11</u>	<u>12</u>	
<u>DIONNE</u>	<u>12</u>	<u>1</u> 234 5678	<u>1</u> 234 5678	<u>1</u> 234 5678	<u>1</u> 234 5678	<u>7</u>	<u>7</u>	<u>8</u>	<u>9</u>	<u>10</u>	<u>11</u>	<u>12</u>	<u>0</u>	<u>7</u>	<u>8</u>	<u>9</u>	<u>10</u>	<u>11</u>	<u>12</u>	
<u>LIBETT</u>	<u>14</u>	<u>1</u> 234 5678	<u>1</u> 234 5678	<u>1</u> 234 5678	<u>1</u> 234 5678	<u>0</u>	<u>7</u>	<u>8</u>	<u>9</u>	<u>10</u>	<u>11</u>	<u>12</u>	<u>0</u>	<u>7</u>	<u>8</u>	<u>9</u>	<u>10</u>	<u>11</u>	<u>12</u>	
<u>HOGABOAM</u>	<u>15</u>	<u>1</u> 234 5678	<u>1</u> 234 5678	<u>1</u> 234 5678	<u>1</u> 234 5678	<u>2</u>	<u>7</u>	<u>8</u>	<u>9</u>	<u>10</u>	<u>11</u>	<u>12</u>	<u>0</u>	<u>7</u>	<u>8</u>	<u>9</u>	<u>10</u>	<u>11</u>	<u>12</u>	
<u>KORNEY</u>	<u>19</u>	<u>1</u> 234 5678	<u>1</u> 234 5678	<u>1</u> 234 5678	<u>1</u> 234 5678	<u>0</u>	<u>7</u>	<u>8</u>	<u>9</u>	<u>10</u>	<u>11</u>	<u>12</u>	<u>0</u>	<u>7</u>	<u>8</u>	<u>9</u>	<u>10</u>	<u>11</u>	<u>12</u>	
<u>REDMOND</u>	<u>20</u>	<u>1</u> 234 5678	<u>1</u> 234 5678	<u>1</u> 234 5678	<u>1</u> 234 5678	<u>1</u>	<u>7</u>	<u>8</u>	<u>9</u>	<u>10</u>	<u>11</u>	<u>12</u>	<u>0</u>	<u>7</u>	<u>8</u>	<u>9</u>	<u>10</u>	<u>11</u>	<u>12</u>	
<u>GRANT</u>	<u>21</u>	<u>1</u> 234 5678	<u>1</u> 234 5678	<u>1</u> 234 5678	<u>1</u> 234 5678	<u>2</u>	<u>7</u>	<u>8</u>	<u>9</u>	<u>10</u>	<u>11</u>	<u>12</u>	<u>0</u>	<u>7</u>	<u>8</u>	<u>9</u>	<u>10</u>	<u>11</u>	<u>12</u>	
<u>LOCHHEAD</u>	<u>23</u>	<u>1</u> 234 5678	<u>1</u> 234 5678	<u>1</u> 234 5678	<u>1</u> 234 5678	<u>1</u>	<u>7</u>	<u>8</u>	<u>9</u>	<u>10</u>	<u>11</u>	<u>12</u>	<u>1</u>	<u>7</u>	<u>8</u>	<u>9</u>	<u>10</u>	<u>11</u>	<u>12</u>	
<u>BLOOM</u>	<u>25</u>	<u>1</u> 234 5678	<u>1</u> 234 5678	<u>1</u> 234 5678	<u>1</u> 234 5678	<u>1</u>	<u>7</u>	<u>8</u>	<u>9</u>	<u>10</u>	<u>11</u>	<u>12</u>	<u>1</u>	<u>7</u>	<u>8</u>	<u>9</u>	<u>10</u>	<u>11</u>	<u>12</u>	
<u>ROBERTO</u>	<u>27</u>	<u>1</u> 234 5678	<u>1</u> 234 5678	<u>1</u> 234 5678	<u>1</u> 234 5678	<u>6</u>	<u>7</u>	<u>8</u>	<u>9</u>	<u>10</u>	<u>11</u>	<u>12</u>	<u>0</u>	<u>7</u>	<u>8</u>	<u>9</u>	<u>10</u>	<u>11</u>	<u>12</u>	

TEAM TOTALS 8 12 12 32 ✓ 5 3

NATIONAL HOCKEY LEAGUE

NHL GAME # 716

OFFICIAL REPORT OF MATCH

WASHINGTON

vs

PITTSBURGH

Played in CAPITAL CENTER

Rink,

Date APRIL 6, 1975

GAME # 716

HOME CLUB			VISITING CLUB		
No.		Y or N			Y or N
	Goal				
30	LOW ✓	Y	1	JOHNSON ✓	Y
32	ADAMS	N	30	INNESS	N
	Defence				
2	MOHNS ✓	Y	2	PARADISE ✓	Y
3	JOLY ✓	Y	3	STACKHOUSE ✓	Y
6	SMITH ✓	Y	4	BURROWS ✓	Y
7	LABRE ✓	Y	5	WILKINS ✓	Y
19	LYNCH ✓	Y	6	CAMPBELL ✓	Y
	Forward				
9	BAILEY ✓	Y	8	KEHOE ✓	Y
10	ANDERSON, R ✓	Y	9	ARNASON ✓	Y
12	GRYP ✓	Y	10	LAROCHE ✓	Y
14	WILLIAMS ✓	Y	11	HADFIELD ✓	Y
15	GILBERTSON ✓	Y	15	MCMANAMA ✓	Y
16	MARSON ✓	Y	16	MORRISON ✓	Y
20	LESUK ✓	Y	17	SCHOCK ✓	Y
22	LALONDE ✓	Y	18	MACDONALD ✓	Y
26	PYATT ✓	Y	19	PRONOVOST ✓	Y
27	COWICK ✓	Y	22	KELLY ✓	Y
			26	APPS ✓	Y
			27	LAFRAMBOISE ✓	Y

Game starting time 8:10 P.M. First period ended at 8:47 P.M. Second period started at 9:05 P.M. and ended at 9:40 P.M. Third period started at 9:57 P.M. and ended at 10:35 P.M.

Won by WASHINGTON Score 8 to 4

Official Scorer PARK ANDERSON, JR Game Timekeeper PHIL MATTINGLEY



Penalty Timekeeper TOM POWERS

Goal Judges ED PANTALONE, GUS CONNERY

Linesmen #39 BRUCE GARRIOE, #42 JOHN BROWN

REMARKS:

ATTEND: 9,061

Signed  Referee
 #19 BOB KILGER
 Official-Scorer

SPECIAL INSTRUCTIONS

1. Be sure to indicate with the letter "Y" in the appropriate column all players who actually played in the game and indicate those who did not actually play with the "N". This is very important and essential information.
2. Any delay in starting the game longer than fifteen minutes after the advertised time should be reported, stating the cause of the delay and the club at fault. Any unusual incidents occurring in or affecting the conduct of the game should also be reported.
3. This report should be checked, signed and dispatched to National Hockey League, 920 Sun Life Building, by the quickest possible means.

This Form must be mailed to the League Office immediately after each Game.

NATIONAL HOCKEY LEAGUE SCORE SHEET

NOTE:—Official Scorers.—Be particular to give credit for assists.

PITTSBURGH 4 at WASHINGTON 8
VISITORS SCORE HOME TEAM SCORE

Date APRIL 6, 1975

Game # **716**

CLUB	SCORER	ASSISTANT SCORER		TIME	NUMBER OF PLAYERS WHEN GOAL SCORED	
					VISITING TEAM	HOME TEAM
1st PERIOD						
PITTSBURGH	11 • HADFIELD	17 • SCHOCK	8 • KEHOE	10:10	F	6
WASHINGTON	14 • WILLIAMS	15 • GILBERTSON	9 • BAILEY	12:41	T	6
PITTSBURGH	3 • STACKHOUSE	10 • LAROUCHE	9 • ARNASON	14:08	L	6
PITTSBURGH	16 • MORRISON	4 • BURROWS	27 • LAFRAMBOISE	15:55	I	6
WASHINGTON	22 • LALONDE	7 • LABRE	19 • LYNCH	16:23	P	6
2nd PERIOD						
WASHINGTON	15 • GILBERTSON	9 • BAILEY	14 • WILLIAMS	2:36	T	6
WASHINGTON	12 • GRYP	10 • R. ANDERSON	7 • LABRE	4:21	L	6
PITTSBURGH	3 • STACKHOUSE	27 • LAFRAMBOISE	11 • HADFIELD	17:18	T	5
WASHINGTON	14 • WILLIAMS	3 • JOLY	9 • BAILEY	17:54	L	6
3rd PERIOD						
WASHINGTON	15 • GILBERTSON	14 • WILLIAMS	7 • LABRE	13:50	I	6
WASHINGTON	15 • GILBERTSON	14 • WILLIAMS	9 • BAILEY	16:58	✓	6
WASHINGTON	15 • GILBERTSON	14 • WILLIAMS	—	17:16	✓	6

This form should be handed to the Official Scorer or mailed to the League Office immediately after each game.

NATIONAL HOCKEY LEAGUE

PENALTY RECORD

REFEREE: *Pittsburgh* *Bob Wilson # 19* AT: *W. S. ...*

DATE: *1/15/75* **W. S. ...**

VISITING PLAYER	OFFENCE	TIME	TIME EXPIRED	HOME PLAYER	PLAYERS NO	MIN.	MAJORS	MIS-CONDUCTS	GAME MIS-CONDUCTS	MATCH
<i>C. Arnason</i>	<i>INTERFERENCE</i>	<i>2:53</i>	<i>4:53</i>	<i>G. Smith</i>	<i>6</i>	<i>✓</i>				
<i>C. Arnason</i>	<i>INTERFERENCE</i>	<i>3:45</i>	<i>5:45</i>		<i>9</i>	<i>✓</i>				
<i>C. Campbell</i>	<i>INTERFERENCE</i>	<i>12:27</i>	<i>12:41</i>		<i>6</i>	<i>✓</i>				
<i>C. Arnason</i>	<i>SLASH</i>	<i>14:44</i>	<i>16:23</i>		<i>9</i>	<i>✓</i>				
<i>C. Arnason</i>	<i>SLASH</i>	<i>15:26</i>	<i>17:18</i>	<i>G. Smith</i>	<i>6</i>	<i>✓</i>				
<i>R. Stachura</i>	<i>TRIP</i>	<i>13:07</i>	<i>19:30</i>	<i>D. M. ...</i>	<i>3</i>	<i>✓</i>				
					<i>2</i>	<i>✓</i>				
					<i>7</i>					

CKEY LEAGUE

STATISTICS OF GAME

WASHINGTON

STATISTICIAN **Roberts C. STAFFORD**

DATE **April 6, 1975**

VISITING TEAM	GOALTENDER	No.	GOALS AGAINST				EMPTY-NET GOALS AGAINST			TIME OF GOALTENDER REMOVAL FOR EXTRA FORWARD				Total		
	JOHNSON	1	7	8	9	10	11	12	1	2	3					
	INNESS	30	7	8	9	10	11	12	1	2	3					
PLAYER	No.	SHOTS					GOALS FOR					GOALS AGAINST				
PARADISE •	2	1 2 3 4 5 6 7 8	1 2 3 4 5 6 7 8	1 2 3 4 5 6 7 8	1 2 3 4 5 6 7 8	0	7 8 9 10 11 12 =	2	1 2 3 4 5 6 7 8 9 10 11 12 =	4	1 2 3 4 5 6 7 8 9 10 11 12 =	4				
STACKHOUSE •	3	1 2 3 4 5 6 7 8	1 2 3 4 5 6 7 8	1 2 3 4 5 6 7 8	1 2 3 4 5 6 7 8	3	7 8 9 10 11 12 =	3	1 2 3 4 5 6 7 8 9 10 11 12 =	5	1 2 3 4 5 6 7 8 9 10 11 12 =	5				
BURROWS •	4	1 2 3 4 5 6 7 8	1 2 3 4 5 6 7 8	1 2 3 4 5 6 7 8	1 2 3 4 5 6 7 8	2	7 8 9 10 11 12 =	1	1 2 3 4 5 6 7 8 9 10 11 12 =	4	1 2 3 4 5 6 7 8 9 10 11 12 =	4				
WILKINS	5	1 2 3 4 5 6 7 8	1 2 3 4 5 6 7 8	1 2 3 4 5 6 7 8	1 2 3 4 5 6 7 8	0	7 8 9 10 11 12 =	0	1 2 3 4 5 6 7 8 9 10 11 12 =	0	1 2 3 4 5 6 7 8 9 10 11 12 =	0				
CAMPBELL •	6	1 2 3 4 5 6 7 8	1 2 3 4 5 6 7 8	1 2 3 4 5 6 7 8	1 2 3 4 5 6 7 8	2	7 8 9 10 11 12 =	1	1 2 3 4 5 6 7 8 9 10 11 12 =	3	1 2 3 4 5 6 7 8 9 10 11 12 =	3				
		1 2 3 4 5 6 7 8	1 2 3 4 5 6 7 8	1 2 3 4 5 6 7 8	1 2 3 4 5 6 7 8		7 8 9 10 11 12 =		1 2 3 4 5 6 7 8 9 10 11 12 =		1 2 3 4 5 6 7 8 9 10 11 12 =					
KENOE •	8	1 2 3 4 5 6 7 8	1 2 3 4 5 6 7 8	1 2 3 4 5 6 7 8	1 2 3 4 5 6 7 8	4	7 8 9 10 11 12 =	1	1 2 3 4 5 6 7 8 9 10 11 12 =	1	1 2 3 4 5 6 7 8 9 10 11 12 =	1				
ARNASON •	9	1 2 3 4 5 6 7 8	1 2 3 4 5 6 7 8	1 2 3 4 5 6 7 8	1 2 3 4 5 6 7 8	3	7 8 9 10 11 12 =	2	1 2 3 4 5 6 7 8 9 10 11 12 =	3	1 2 3 4 5 6 7 8 9 10 11 12 =	3				
LAROCHE •	10	1 2 3 4 5 6 7 8	1 2 3 4 5 6 7 8	1 2 3 4 5 6 7 8	1 2 3 4 5 6 7 8	0	7 8 9 10 11 12 =	2	1 2 3 4 5 6 7 8 9 10 11 12 =	3	1 2 3 4 5 6 7 8 9 10 11 12 =	3				
HADFIELD •	11	1 2 3 4 5 6 7 8	1 2 3 4 5 6 7 8	1 2 3 4 5 6 7 8	1 2 3 4 5 6 7 8	3	7 8 9 10 11 12 =	2	1 2 3 4 5 6 7 8 9 10 11 12 =	1	1 2 3 4 5 6 7 8 9 10 11 12 =	1				
McMANAMA •	15	1 2 3 4 5 6 7 8	1 2 3 4 5 6 7 8	1 2 3 4 5 6 7 8	1 2 3 4 5 6 7 8	1	7 8 9 10 11 12 =	0	1 2 3 4 5 6 7 8 9 10 11 12 =	1	1 2 3 4 5 6 7 8 9 10 11 12 =	1				
MORRISON •	16	1 2 3 4 5 6 7 8	1 2 3 4 5 6 7 8	1 2 3 4 5 6 7 8	1 2 3 4 5 6 7 8	1	7 8 9 10 11 12 =	1	1 2 3 4 5 6 7 8 9 10 11 12 =	2	1 2 3 4 5 6 7 8 9 10 11 12 =	2				
SCHOCK •	17	1 2 3 4 5 6 7 8	1 2 3 4 5 6 7 8	1 2 3 4 5 6 7 8	1 2 3 4 5 6 7 8	2	7 8 9 10 11 12 =	1	1 2 3 4 5 6 7 8 9 10 11 12 =	2	1 2 3 4 5 6 7 8 9 10 11 12 =	2				
MAC DONALD •	18	1 2 3 4 5 6 7 8	1 2 3 4 5 6 7 8	1 2 3 4 5 6 7 8	1 2 3 4 5 6 7 8	3	7 8 9 10 11 12 =	0	1 2 3 4 5 6 7 8 9 10 11 12 =	1	1 2 3 4 5 6 7 8 9 10 11 12 =	1				
PONDVOST •	19	1 2 3 4 5 6 7 8	1 2 3 4 5 6 7 8	1 2 3 4 5 6 7 8	1 2 3 4 5 6 7 8	2	7 8 9 10 11 12 =	0	1 2 3 4 5 6 7 8 9 10 11 12 =	2	1 2 3 4 5 6 7 8 9 10 11 12 =	2				
KELLY •	22	1 2 3 4 5 6 7 8	1 2 3 4 5 6 7 8	1 2 3 4 5 6 7 8	1 2 3 4 5 6 7 8	1	7 8 9 10 11 12 =	1	1 2 3 4 5 6 7 8 9 10 11 12 =	2	1 2 3 4 5 6 7 8 9 10 11 12 =	2				
ARPS •	26	1 2 3 4 5 6 7 8	1 2 3 4 5 6 7 8	1 2 3 4 5 6 7 8	1 2 3 4 5 6 7 8	3	7 8 9 10 11 12 =	0	1 2 3 4 5 6 7 8 9 10 11 12 =	1	1 2 3 4 5 6 7 8 9 10 11 12 =	1				
LAFRAMBOISE •	27	1 2 3 4 5 6 7 8	1 2 3 4 5 6 7 8	1 2 3 4 5 6 7 8	1 2 3 4 5 6 7 8	2	7 8 9 10 11 12 =	2	1 2 3 4 5 6 7 8 9 10 11 12 =	2	1 2 3 4 5 6 7 8 9 10 11 12 =	2				
✓ TEAM TOTALS		<u>10</u>	<u>13</u>	<u>9</u>	<u>32</u>	✓		<u>19</u>		<u>37</u>	✓					